FORMER PILGRIM VILLAGE
SENIOR APARTMENTS
TAX MAP ID NO.: 100.71-3-1.11 (PORTION OF)
BUFFALO, NEW YORK 14209

Final Engineering Report

NYSDEC Site Number: C915363

Prepared for:

SAA EVI MC Senior, LLC
150 2nd Avenue, Suite 300
Miami, Florida 33131

Prepared by:

BRYDGES ENGINEERING
IN ENVIRONMENT AND ENERGY, DPC
960 Busti Avenue
Suite B-150
Buffalo, New York 14213

December 2022

CERTIFICATIONS

I, Jason M. Brydges, am currently a registered professional engineer licensed by the State of New York, I had primary direct responsibility for implementation of the remedial program activities, and I certify that the Remedial Action Work Plan was implemented and that all construction activities were completed in substantial conformance with the Department-approved Remedial Action Work Plan.

I certify that the data submitted to the Department with this Final Engineering Report demonstrates that the remediation requirements set forth in the Remedial Action Work Plan and in all applicable statutes and regulations have been or will be achieved in accordance with the time frames, if any, established for the remedy.

I certify that all documents generated in support of this report have been submitted in accordance with the DER's electronic submission protocols and have been accepted by the Department.

I certify that all data generated in support of this report have been submitted in accordance with the Department's electronic data deliverable and have been accepted by the Department.

I certify that all information and statements in this certification form are true. I understand that a false statement made herein is punishable as a Class “A” misdemeanor, pursuant to Section 210.45 of the Penal Law. I, Jason M. Brydges of, BE3, 960 Busti Avenue, Suite B-150, Buffalo, New York 14213 am certifying as Owner’s Designated Site Representative for the site.

12-22-22

NYS Professional Engineer #

Signature

TABLE OF CONTENTS

CERTIFICATIONS ..... **II**

TABLE OF CONTENTS ..... **IV**

LIST OF ACRONYMS ..... **VII**

FINAL ENGINEERING REPORT **1**

1.0 BACKGROUND AND SITE DESCRIPTION **1**

2.0 SUMMARY OF SITE REMEDY **2**

2.1 REMEDIAL ACTION OBJECTIVES **2**

2.2 DESCRIPTION OF SELECTED REMEDY **3**

3.0 INTERIM REMEDIAL MEASURES, OPERABLE UNITS AND REMEDIAL CONTRACTS **5**

4.0 DESCRIPTION OF REMEDIAL ACTIONS PERFORMED **6**

4.1 GOVERNING DOCUMENTS **6**

- **4.1.1 Site Specific Health & Safety Plan (HASP)** **6**
- **4.1.2 Quality Assurance Project Plan (QAPP)** **6**
- **4.1.3 Storm-Water Pollution Prevention Plan (SWPPP)** **6**
- **4.1.4 Community Air Monitoring Plan (CAMP)** **6**
- **4.1.5 Contractors Site Operations Plans (SOPs)** **8**
- **4.1.6 Community Participation Plan** **8**

4.2 REMEDIAL PROGRAM ELEMENTS **8**

4.2.1 Contractors and Consultants **8**

4.2.2 Site Preparation **8**

4.2.3 General Site Controls **8**

4.2.4 Nuisance Controls **9**

4.2.5 CAMP Results **9**

4.2.6 Reporting **10**

4.3 CONTAMINATED MATERIALS REMOVAL **10**

4.3.1 Building Foundation/Floor Slab Excavation/Pavement **10**

4.3.2 Contaminated Soil Removal **11**

4.3.3 Removal of Existing Transformers **11**

4.4 DECOMMISSIONING MONITORING WELLS **11**

4.5 REMEDIAL PERFORMANCE/DOCUMENTATION SAMPLING **12**

4.6 IMPORTED BACKFILL **14**

4.7 CONTAMINATION REMAINING AT THE SITE **15**

4.8 SOIL COVER [OR CAP] SYSTEM **15**

4.9 OTHER ENGINEERING CONTROLS **15**

4.10 INSTITUTIONAL CONTROLS **15**

4.11 DEVIATIONS FROM THE REMEDIAL ACTION WORK PLAN **15**

LIST OF TABLES

RI/AAR Tables

Table 1 – Well Development and Sampling Log
Table 2 – Summary of Soil Analytical Results
Table 3 – Summary of Groundwater Analytical Results
Table 4 – Boring, Well, and Test Pit GPS Coordinates

Remediation Tables

Table R1 – Summary of Bottom Confirmation Soil Sample Analytical Results
Table R2 – Summary of Sidewall Confirmation Soil Sample Analytical Results
Table R3 – Air Monitoring Conditions/Responses
Table R4 – Sample Location Coordinates

LIST OF FIGURES

RI/AAR & RAWP Figures

Figure 1 - Site Location Map
Figure 2 - Site Survey
Figure 3 - RI Soil Sample Locations
Figure 4 - Site Soil Results
Figure 5 - RI Groundwater Sample Locations
Figure 6 - RAWP Track 1 Unrestricted Use – Demolition & Soil Excavation/Removal
Figure 7 - RAWP Track 1 Unrestricted Use – Clean Backfill Area for New Development
Figure AS-101Master Plan – Redevelopment Family and Senior Sites

Remediation Figures

Figure R1 – Summary of Bottom Confirmation Soil Sample Location Map
Figure R2 – Summary of Sidewall Confirmation Soil Sample Location Map

LIST OF APPENDICES

Appendix A – FER (Electronic Copy)
Appendix B – Imported Clean Fill Certifications & Manifests
Appendix C – Daily Field Reports/Progress Photographs/Monitoring Data
Appendix D – Confirmation Soil Sample Location Plan & Coordinates Table
Appendix E – Waste Characterization & Disposal Documentation
Appendix F – Transformer Removal Data
Appendix G – New Development – Design/Construction Drawings
Appendix H – Data Usability Summary Reports (DUSRs) & Analytical Lab Reports\
Appendix I – BCA Amendment – Survey Correction to Parcel Size
Appendix J – NYSDEC Confirmation E-Mails

LIST OF ACRONYMS

AS	Air Sparging
ASP	Analytical Services Protocol
BCA	Brownfield Cleanup Agreement
BCP	Brownfield Cleanup Program
CERCLA	Comprehensive Environmental Response, Compensation and Liability Act
CAMP	Community Air Monitoring Plan
C/D	Construction and Demolition
CFR	Code of Federal Regulation
CLP	Contract Laboratory Program
COC	Certificate of Completion
CO2	Carbon Dioxide
CP	Commissioner Policy
DER	Division of Environmental Remediation
EC	Engineering Control
ECL	Environmental Conservation Law
ELAP	Environmental Laboratory Approval Program
ERP	Environmental Restoration Program
EWP	Excavation Work Plan
GHG	Green House Gas
GWE&T	Groundwater Extraction and Treatment
HASP	Health and Safety Plan
IC	Institutional Control
NYSDEC	New York State Department of Environmental Conservation
NYSDOH	New York State Department of Health
NYCRR	New York Codes, Rules and Regulations
O&M	Operation and Maintenance
OM&M	Operation, Maintenance and Monitoring
OSHA	Occupational Safety and Health Administration
OU	Operable Unit
PID	Photoionization Detector
PRP	Potentially Responsible Party
PRR	Periodic Review Report
QA/QC	Quality Assurance/Quality Control
QAPP	Quality Assurance Project Plan
RAO	Remedial Action Objective
RAWP	Remedial Action Work Plan
RCRA	Resource Conservation and Recovery Act
RI/FS	Remedial Investigation/Feasibility Study
ROD	Record of Decision
RP	Remedial Party
RSO	Remedial System Optimization
SAC	State Assistance Contract
SCG	Standards, Criteria and Guidelines

SCO	Soil Cleanup Objective
SMP	Site Management Plan
SOP	Standard Operating Procedures
SOW	Statement of Work
SPDES	State Pollutant Discharge Elimination System
SSD	Sub-slab Depressurization
SVE	Soil Vapor Extraction
SVI	Soil Vapor Intrusion
TAL	Target Analyte List
TCL	Target Compound List
TCLP	Toxicity Characteristic Leachate Procedure
USEPA	United States Environmental Protection Agency
UST	Underground Storage Tank
VCA	Voluntary Cleanup Agreement
VCP	Voluntary Cleanup Program

FINAL ENGINEERING REPORT

1.0 BACKGROUND AND SITE DESCRIPTION

SAA/EVI MC Senior, LLC (SAA/EVI) entered into a Brownfield Cleanup Agreement (BCA) with the New York State Department of Environmental Conservation (NYSDEC) on November 2, 2020, to investigate and remediate a 1.86-acre property located 951 Ellicott Street in Erie County, Buffalo, New York (Site). The Site is identified as Parcels No.: 100.71-3-1.11 (portion of) on the Erie County Tax Map. The parcel boundaries along with metes and bounds description are provided in **Appendix I** – BCA Amendment – Survey Corrections to Parcel Size.

The property was remediated to meet 6 New York Codes, Rules and Regulations (NYCRR) Part 375 Track 1 – Unrestricted Use. The proposed redevelopment of the Site will include (A) 3 and 4-story apartment building with 98 senior housing apartments, (B) adequate parking spaces for the proposed capacity, and (C) approximately 11,000 square feet of green space.

An electronic copy of this Final Engineering Report (FER) with all supporting documentation is included as **Appendix A**.

2.0 SUMMARY OF SITE REMEDY

2.1 REMEDIAL ACTION OBJECTIVES

Based on the results of the Remedial Investigation, the following Remedial Action Objectives (RAOs) were identified for this site.

Groundwater

Human Health Protection RAOs:

- Prevent ingestion of groundwater with contaminant levels exceeding drinking water standards.

Environmental Protection RAOs:

- If applicable, Restore groundwater to pre-disposal/pre-release conditions, to the extent practical.

Soil

Public Health Protection RAOs:

- Prevent ingestion/direct contact with contaminated soil.

Environmental Protection RAOs

- Prevent migration of contaminants that would result in groundwater or surface water contamination.

2.2 DESCRIPTION OF SELECTED REMEDY

The site was remediated in accordance with the remedy selected by the NYSDEC Decision Document dated May 2021.

The factors considered during the selection of the remedy are those listed in 6 NYCRR 375-1.8. The following are the components of the selected remedy:

Track 1 – Unrestricted Use remedy consists of the following:

1. REMEDIAL DESIGN

A remedial design program was implemented to provide the details necessary for the construction, operation, maintenance, and monitoring of the remediation program. Green remediation principles and techniques were implemented to the extent feasible in the design, implementation, and site management of the remedy per Division of Environmental Remediation. The major green remediation components are as follows:

- Considering the environmental impacts of treatment technologies and remedy stewardship over the long term;
- Reducing direct and indirect greenhouse gas and other emissions;
- Increasing energy efficiency and minimizing use of non-renewable energy;
- Conserving and efficiently managing resources and materials;
- Reducing waste, increasing recycling, and increasing reuse of materials which would otherwise be considered a waste;
- Maximizing habitat value and creating habitat when possible;
- Fostering green and healthy communities and working landscapes which balance ecological, economic, and social goals; and
- Integrating the remedy with the end use where possible and encouraging green and sustainable re-development.

2. EXCAVATION

Excavation and off-site disposal of all on-site soils which exceed unrestricted soil cleanup objectives (SCOs), as defined by 6 NYCRR Part 375-6.8. Excavation included: removal of impacted soils from all building exterior areas; all building floor slabs and impacted soil below

slabs. Since the Track 1 cleanup has been achieved, a Cover System will not be a required element of the remedy.

3. BACKFILL

Clean fill meeting the requirements of 6 NYCRR Part 375-6.7(d) was brought onto the site to complete backfilling of the excavation in accordance with new development requirements.

3.0 INTERIM REMEDIAL MEASURES, OPERABLE UNITS, AND REMEDIAL CONTRACTS

The remedy for this site was performed as a single project, and no interim remedial measures, operable units or separate construction contracts were performed.

4.0 DESCRIPTION OF REMEDIAL ACTIONS PERFORMED

Remedial activities completed at the Site were conducted in accordance with the NYSDEC-approved Remedial Action Work Plan (RAWP) for the Former Pilgrim Senior Apartments (May 2021). All deviations from the RAWP are noted below.

4.1 GOVERNING DOCUMENTS

4.1.1 Site Specific Health & Safety Plan (HASP)

All remedial work performed under this Remedial Action was in full compliance with governmental requirements, including Site and worker safety requirements mandated by Federal Occupational Safety and Health Administration (OSHA).

The Health and Safety Plan (HASP) provided in Appendix A of the RAWP was complied with for all remedial and invasive work performed at the Site.

4.1.2 Quality Assurance Project Plan (QAPP)

The Quality Assurance Project Plan (QAPP) was included as Appendix B of the RAWP approved by the NYSDEC. The QAPP describes the specific policies, objectives, organization, functional activities, and quality assurance/quality control (QA/QC) activities designed to achieve the project data quality objective.

4.1.3 Stormwater Pollution Prevention Plan (SWPPP)

The erosion and sediment controls for all remedial construction were performed in conformance with requirements presented in the New York State Guidelines for Urban Erosion and Sediment Control and the requirements of the Stormwater Pollution Prevention Plan (SWPPP) (January 2021) which was included as Appendix H in the RAWP.

4.1.4 Community Air Monitoring Plan (CAMP)

The purpose of air monitoring for potential airborne contaminants is to verify that protection levels are suitable. Monitoring was performed for dust/particulates and volatile organic compounds (VOCs) during excavation activities. Daily background and calibration readings were recorded prior to the start of field activities. All monitoring equipment used during this

investigation was maintained and calibrated with records of calibration and maintenance kept in accordance with 29 Code of Federal Regulations (CFR) 1910.120(b)4(11)e. All CAMP results are provided in **Appendix C**. **Table R3** provides a tabularization of air monitoring conditions and responses from the Daily Field Reports when monitoring was not conducted.

Particulate Monitoring

Real-time air monitoring readings were obtained from upwind and downwind locations in accordance with DER-10 for community air-monitoring. Daily field reports were completed that document activities performed, equipment and manpower onsite, screening and monitoring results, general Site conditions, and weather conditions (refer to **Appendix C**). **Table R3** provides a tabularization of air monitoring conditions and responses from the Daily Field Reports when monitoring was not conducted.

Air Monitoring for Worker Protection

Real-time air monitoring was conducted whenever Site soils were disturbed during sampling, excavation, grading, etc. A real-time personal aerosol monitor (i.e., TSI Side-Pak AM5 10 Personal Aerosol monitor or equivalent) was used. This monitor is a laser photometer that measures data as both real-time aerosol mass-concentration and 8-hour time weighted average (TWA). The monitor was used to measure real-time concentrations in milligrams per meter cubed (mg/m^3). Action levels were based on potential exposure to calcium carbonate and were as follows:

- 15 mg/m^3 total dust
- 5 mg/m^3 respirable fraction for nuisance dusts

Dust suppression techniques were employed prior to exceeding the action levels. However, if these levels were exceeded, then work was halted, and additional dust suppression techniques were employed until safe levels were reached.

Total VOC Monitoring

Monitoring of VOCs was conducted using a photo-ionization detector (PID). If a sustained reading of 5 parts per million (ppm) above background occurs, then work would be

halted, and personnel would evacuate the work area. Sustained action levels did not occur on this project that required work to be halted.

4.1.5 Contractors Site Operations Plans

The Remediation Engineer reviewed all plans and submittals for this remedial project (i.e., those listed above plus contractor and subcontractor submittals) and confirmed that they were in compliance with the RAWP. All remedial documents were submitted to NYSDEC and New York State Department of Health (NYSDOH) in a timely manner and prior to the start of work.

4.1.6 Community Participation Plan (CPP)

All aspects of the Community Participation Plan (CPP) presented in the RAWP Appendix D were adhered to for this project.

4.2 REMEDIAL PROGRAM ELEMENTS

4.2.1 Contractors and Consultant

- General Remedial Contractor – Kulback's, Inc.
- Economy Tree Service – Tree Removal
- Empire Building Diagnostics – Building Demolition
- SJB – Monitoring Well Decommissioning
- B. PARISO - Trucking
- Certifying Engineer – Jason Brydges, P.E. (BE3)

4.2.2 Site Preparation

- Mobilization – January 2022
- Erosion, sedimentation controls and perimeter fencing – January 2022
- Utility marker layout – layout conducted during the Remedial Investigation (RI).

4.2.3 General Site Controls

- Site security – The entire site was enclosed with security fencing.
- Job site record keeping – As per the RAWP, BE3 site inspector completed daily inspection reports and monitored and collected air monitoring data.
- Erosion and sedimentation controls – Compost filter sox rolls, and filter fabric have been installed around site perimeter and work areas.
- Stockpile methods – Imported clean fill and stone were periodically stockpiled on site by dump truck unloading on cleared area. Soils excavated from the site were either directly loaded into trucks or soil moved within the excavation area using a bulldozer to a stockpile location where an excavator would later load trucks.

- No dewatering of excavations was required during remediation.

4.2.4 Nuisance controls

- Truck wash not required. Sweepers and hose water were used to control tracking of soil off-site when required.
- Dust control – Dust control was not an issue during winter and spring work, however, there were some dust issues during summer excavation work (see **Table R3**).
- Odor control – No odor concern.
- Truck routing – No truck routing problems.
- Responding to complaints – No formal public complaints received.

4.2.5 CAMP results

VOC and particulate monitoring equipment were utilized as called for in the RAWP CAMP.

Fugitive dust migration was visually assessed by BE3's field inspector during all work activities. On only a few occasions was the downwind PM-10 particulate level of the downwind units slightly greater than 100 micrograms per cubic meter ($\mu g/m^3$) than background (upwind perimeter) for a 15-minute period. On the few days this occurred the time span was in most cases less than 15 minutes. **Table R3** shows what actions were taken on certain days that there were CAMP exceedances.

VOC monitoring was undertaken through the remediation utilizing a handheld PID at the remediation work face and a downwind tripod mounted PID. No exceedances of VOC requirements occurred at the working face.

Copies of all field data sheets relating to the CAMP are provided with each of the Daily Field Reports in **Appendix C**.

4.2.6 Reporting

All daily field reports and progress photos taken during remediation activities are included in **Appendix C.** Daily field reports were completed at the end of each day or the following day by the site inspector and submitted to the Certifying Engineer for review and approval and then forwarded to the NYSDEC and NYSDOH project managers.

4.3 CONTAMINATED MATERIALS REMOVAL

It should be noted that excavation for new development (buildings, buried utilities to buildings, roadways/parking, etc.) took place concurrently with remediation activities. In many cases the removal of areas of impacted material coincided with removal requirements for new development. All material excavated was either stockpiled per the RAWP and NYDEC requirements prior to transport or transported directly to an approved disposal facility.

A Track 1 – Unrestricted Use cleanup was implemented based on the site-specific intended land use.

4.3.1 Building Foundation/Floor Slab Excavation/Pavement

A total of three buildings as shown on **Figure 6** were demolished and floor slabs/foundations removed along with asphalt paved areas. After examination, the concrete and asphalt materials were designated as C & D and sent to Swift River for disposal/recycling. The total amount of concrete/asphalt material sent for recycling to Swift River Concrete/asphalt Recyclers was 1860 tons. NYSDEC registration and documentation to accept Pilgrim Senior site concrete and asphalt pavement for recycling along with a spreadsheet of daily shipments of concrete/asphalt to Swift River are provided in **Appendix E**.

4.3.2 Contaminated Soil Removal

Prior to excavation, soil samples were collected from areas across the site for analysis as requested by the Tonawanda Landfill to determine acceptability of impacted soil for disposal at their facility and to meet closure pursuant to its Consent Order with NYSDEC. A total of 23 samples were collected and analyzed per the landfill requirements and based on these results impacted soils from the site were accepted at the landfills. The laboratory results for the 23 samples were collected and analyzed per the landfill requirements as follows:

Method/Test	Description
1010A	Ignitability
1311	TCLP Extraction
1311	ZHE TCLP Extraction
6010C	TCLP Metals
7470A	TCLP Mercury
8015D	DRO
8015D	GRO
8081B	TCLP Pesticides
8082A	TCL PCBs
8151	TCLP Herbicides
8260C	TCLP Volatiles
8270D	TCLP Semi-volatiles
9012	Cyanide, Reactive
9034	Sulfide, Reactive
9045C	pH

Based on the results from these analyses impacted soils from the site were accepted at the landfills. The laboratory results for the 36 samples are provided in **Appendix E** along with a layout site plan showing where the samples were collected.

All open areas across the site were cleared and grubbed including existing asphalt/concrete surface areas, as necessary. The RI and previous investigations indicated that fill soils covered most of the open areas across the site (approximately 4 to 6 feet in depth) and were impacted with concentrations of primarily PAH/metal compounds that exceeded Unrestricted SCOs (refer to **RI/AAR Tables 1 through 4 and Figures 1 through**

7). Impacted soils were removed until confirmation sampling indicated Unrestricted Use SCOs were achieved. **Figure R1** provides the depth confirmation samples were collected below existing grades.

Confirmation samples were collected from sidewalls and bottom of the excavation to confirm all impacted material was removed that exceeded Unrestricted Use SCOs. Four bottom confirmation samples did not meet the Unrestricted SCO for the metal compound nickel but were approved by the NYSDEC (see confirmation email in **Appendix J**) and soil allowed to remain in-place due to the nature of the contaminant (Nickel) and the relatively small magnitude of the exceedance (0.3 to 0.8 ppm above SCO). Also, three other compounds (4,4'-DDD, lead and Zinc), slightly exceeded their SCOs each in a different sample and the soil was left in place after NYSDEC approval (see confirmation email in **Appendix J**). Section 4.5 discusses these samples in more detail.

The total amount of impacted soil material sent for disposal to the Tonawanda landfill was **22,200.74** tons. Summary totals of all soil disposed at the landfill along with the NYSDEC landfill acceptance letter and permits are provided in **Appendix E**.

4.3.3 Removal of Existing Transformers

National Grid removed ten pad-mounted transformers from locations throughout the Pilgrim Village property. Of the total, six transformers were removed from the Pilgrim Senior site. Transformers contained mineral oil dielectric fluid. The equipment was transported by National Grid to National Grid's Buffalo transformer shop, cataloged, inspected, and shipped for off-site recycling as surplus electrical equipment in accordance with National Grid environmental procedures. The transformers were inspected and documented to be intact and non-leaking by National Grid's lead Environmental Engineer.

A letter from National Grid's lead Environmental Engineer attesting to the above is provided in **Appendix F.**

4.4 DECOMMISSIONED MONITORING WELLS

For the decommission of monitoring wells removed from service for the new development, the grouting in-place method was used. The process followed, as outlined in CP-43, sealing the borehole and any remaining part of the monitoring well left in the ground with grout to prevent contaminants from entering the groundwater.

4.5 REMEDIAL PERFORMANCE/DOCUMENTATION SAMPLING

Impacted soil material exceeding Track 1 – Unrestricted Use SCOs was removed from areas as discussed in **Section 4.3.2**. Confirmation soil samples were collected from bottom and sidewalls of excavation areas to confirm all impacted material was removed. The sample locations were located by a field GPS (cell phone latitude-longitude using the North American Datum 1983) so that the approximate locations are documented (see **Figure R4**). All bottom soil confirmation samples were analyzed for TCL SVOCs and arsenic, barium, copper, lead, total mercury, and zinc and 33 for TCL VOCs. In addition, 32 percent of the bottom samples were analyzed for TAL metals, TCL PCBs, and TCL pesticides. The results were compared to 6 NYCRR Part 375 Unrestricted SCOs. All sidewall confirmation samples were collected from beyond the north, west and south property lines and, per agreement with NYSDEC, only two samples were collected from each wall (see April 1, 2022, J. Walia email confirmation in **Appendix J**) and analyzed for the same parameters as the bottom samples including the expanded list (TAL metals, TCL PCBs, and TCL pesticides). The reasoning for the reduced sampling was that offsite soil is likely impacted urban fill. **Table R2** provides the sidewall sample compound results and indicated the following exceedances:

SWSW-1 – Lead 183 ppm vs SCO 63.0 ppm & Mercury 0.41 ppm vs SCO 0.18 ppm
SWSW-2 - Lead 331 ppm vs SCO 63.0 ppm, Zinc 147 ppm vs SCO 109 ppm; Mercury 0.62 ppm vs SCO 0.18 ppm & 4,4'-DDT 0.004 ppm vs SCO 0.0033 ppm;

SSSW-1 - Lead 699 ppm vs SCO 63.0 ppm, Zinc 148 ppm vs SCO 109 ppm; Mercury 0.39 ppm vs SCO 0.18 ppm & 4,4'-DDT 0.018 ppm vs SCO 0.0033 ppm;

SSSW-2 - Lead 238 ppm vs SCO 63.0 ppm, Zinc 127 ppm vs SCO 109 ppm; Mercury 0.52 ppm vs SCO 0.18 ppm & 4,4'-DDT 0.0041 ppm vs SCO 0.0033 ppm;

SSWNW-01 – Arsenic 16.3 ppm vs SCO 13.0 ppm; and

SSWNW-2 - 4,4-DDT 0.0056 ppm vs SCO 0.0033 ppm & 4,4-DDE 0.0016 vs SCO 0.0033 ppm.

A total of four bottom confirmation samples did not meet the Unrestricted SCO for

the metal compound nickel but were approved by the NYSDEC to remain in-place due to the nature of the contaminant and the relatively small magnitude of the exceedance (see **Appendix J**). Also, one pesticide compound (4,4'-DDD) and two metals (Lead & Zinc) slightly exceeded their SCOs in samples and the soil was left in place after NYSDEC approval (see **Appendix J**). **Table R1** provides the bottom sample compound results that indicated the following compound exceedances:

SA7 – Nickel 30.3 ppm vs SCO 30 ppm

SA8 – Nickel 30.3 ppm vs SCO 30 ppm

SB9 – Nickel 30.6 ppm vs SCO 30 ppm

E11 – Nickel 30.8 ppm vs SCO 30 ppm

SA2 – 4,4'-DDD 0.0049 ppm vs SCO 0.0033 ppm

SC3 – Lead 66.1 ppm vs SCO 63 ppm

SD10 – Zinc 125 ppm vs SCO 109 ppm

The confirmation soil sample locations are shown on **Figures R1** (bottom) and **R2** (sidewalls) and confirmation sample analytical results are provided on **Tables R1** (bottom) and **R2** (sidewalls) A table of sample coordinates is provided in **Appendix D** and **Table R4**. All data was validated, and Data Usability Summary Reports (DUSRs) prepared by EDU Environmental Data Usability of Dansville, New York. All DUSRs and analytical lab data are provided in **Appendix H.**

4.6 IMPORTED BACKFILL

Imported backfill with quantities from each source are shown below.

- LaFarge-Holcim – Stone fill – 30,781.37 tons

Other sources of imported fill were assessed and material analyzed and submitted to NYSDEC for approval, including County Line Quarry, 4543 Walden and 293 Cemetery Road sites, but only the above source was actually used.

NYSDEC Request to Import or Reuse Fill/Soil/stone Forms were provided per DER-10 Section 5.4(e) for the backfill provider listed above and are provided in **Appendix B.** Per NYSDEC (See 2/22/22 email in **Appendix J**), every time the source of import material changes, a new form is required, therefore, one re-use form was provided to cover all of the stone sizes provided by LaFarge's single source.

Site locations where backfill was used at the site are shown on **Figure 7**

4.7 CONTAMINATION REMAINING AT THE SITE

All impacted soils that exceeded Unrestricted Use SCOs were removed from the site through remediation.

4.8 SOIL COVER SYSTEM

All excavations were backfilled to new development requirements. The remedy required no specific soil cover or cap system.

4.9 OTHER ENGINEERING CONTROLS

The remedy for the site did not require the construction of any other engineering control (EC) systems.

4.10 INSTITUTIONAL CONTROLS

The site remedy did not require that an environmental easement (EE) or deed restriction be placed on the property.

4.11 DEVIATIONS FROM THE REMEDIAL ACTION WORK PLAN

All sidewall confirmation samples were collected from beyond the site boundary lines and, per agreement with NYSDEC, (see April 1, 2022, J. Walia email confirmation in **Appendix K**) only two samples were collected from each wall since most likely offsite soil is impacted urban fill.

TABLES

BRYDGES ENGINEERING
IN ENVIRONMENT AND ENERGY, DPC

REMEDIAL INVESTIGATION TABLES

BRYDGES ENGINEERING
IN ENVIRONMENT AND ENERGY, DPC

TABLE 1
WELL DEVELOPMENT AND SAMPLING LOG

	Monitoring Well Number				
	MW1	**MW2**	**MW3**	**MW4**	**MW5**
Development Data					
Development Date	1/21/2021	1/21/2021	1/21/2021	1/21/2021	1/21/2021
Time Development Initiated	16:30	17:10	15:50	14:30	15:15
Time Development Completed	17:00	17:40	16:20	15:05	15:45
Measured Depth to Water (ft below TOC)	10.56	7.14	9.41	7.95	9.19
Total Volume Pumped (gallons)	5	5	3	8	5
Development Method	Bailer	Bailer	Bailer	Bailer	Bailer
Water Level Measurement Data					
Date Water Level Measured	1/22/2021	1/22/2021	1/22/2021	1/22/2021	1/22/2021
Time Water Level Measured	9:35	9:30	9:25	9:15	9:20
Measured Depth to Water (ft below TOC)	10.36	7.23	9.13	7.73	10.52
Height of TOC above ground surface (ft)	-0.33	-0.38	-0.29	-0.47	-0.31
Measured Depth to Water (ft bgs)	10.69	7.61	9.42	8.20	10.83
Approx Ground Surface Elevation (ft)	645.2	641.3	643.3	641.9	646.2
Approx Water Level Elevation (ft)	634.47	633.68	633.90	633.70	635.41
Sampling Data					
Date Sampled	1/22/2021	1/22/2021	1/22/2021	1/22/2021	1/22/2021
Time Sampled	14:10	14:30	13:50	13:00	13:25
Measured Depth to Water (ft below TOC)	10.36	7.23	10.36	7.73	10.52
Total Depth of Well (ft below TOC)	13.10	17.75	13.10	22.80	18.00
Water Column in Well (ft)	2.74	10.52	2.74	15.07	7.48
Gallons per Foot	0.16	0.16	0.16	0.16	0.16
Water Column Volume (gallons)	0.44	1.68	0.44	2.41	1.20
Total Volume Pumped (gallons)	-	-	-	-	-
Sampling Method	Bailer	Bailer	Bailer	Bailer	Bailer
Diameter of Well Casing	2-inch	2-inch	2-inch	2-inch	2-inch
Water Quality Data					
Date Measured	1/21/2021	1/21/2021	1/21/2021	1/21/2021	1/21/2021
Temperature (°C)	14.4	11.5	11.0	10.9	10.6
pH (Standard Units)	7.00	7.11	7.14	7.11	7.20
Specific Conductivity (µS/cm)	819	776	890	744	869
Turbidity (NTU)	>1,000	>1,000	>1,000	>1,000	>1,000
Remarks		Duplicate Sample MW22			

Notes:
Water quality parameters were measured with a YSI 556 and turbidimeter

- = Not applicable or not measured
TOC = Top of casing
bgs = Below ground surface
ft = Feet
°C = Degrees Celsius
µS/cm = Microsiemens per Centimeter
NTU = Nephelometric Turbidity Units

TABLE 2
SUMMARY OF SOIL ANALYTICAL RESULTS

Parameter Tested	Sample Identification, Approximate Sample Depth in Feet Below Ground Surface, and Sample Date										NYSDEC Soil Cleanup Objectives (SCOs)		
	B1S1 0.5-3	B2S1 3-4	B3S1 1-3	B4S1 1-3	B5S1 0.2-0.5	B6S1 1-4	B6S10~ 1-4	B7S1 1-3	B8S1 0.2-0.5	B9S1 2-4	Unrestricted	Residential	Restricted Residential
	1/8/2021								1/11/2021				
METALS (ppm)													
Aluminum	8,500	19,100	10,800	12,300	7,670	9,950	13,100	10,700	11,700	10,600	-	-	-
Antimony	ND	ND	ND	ND	ND	ND	ND	ND	ND	ND	-	-	-
Arsenic	11.9	5.54	13.5	5.30	8.79	5.96	6.14	3.18	4.70	4.37	13	16	16
Barium	69.5	155	183	114	179	108	142	108	52.5	61.1	350	350	400
Beryllium	ND	0.384	0.359	0.267 J	0.211 J	ND	0.221 J	ND	0.232 J	ND	7.2	14	72
Cadmium	0.551	0.747	0.785	0.685	0.511	0.508	0.480	0.427	0.606	0.628	2.5	2.5	4.3
Calcium	48,900	38,500	17,200	17,400	25,400	20,400	21,700	4,910	10,200	33,300	-	-	-
Chromium	10.4	23.2	14.3	15.9	11.8	11.9	15.7	12.1	17.7	12.3	30	36	180
Cobalt	5.46	11.7	6.19	6.87	5.37	5.61	7.97	4.85	6.61	5.90	-	-	-
Copper	57.5	20.4	19.6	24.5	65.2	21.2	21.7	14.1	29.8	13.7	50	270	270
Iron	14,900	24,500	13,500	14,100	10,000	13,100	18,100	11,300	17,900	15,000	-	-	-
Lead	99.3	10.8	215	185	735	159	126	159	56.0	84.6	63	400	400
Magnesium	12,300	13,900	5,840	6,440	5,490	9,670	9,920	2,600	9,520	11,900	-	-	-
Manganese	288	493	302	225	250	293	401	253	255	337	1,600	2,000	2,000
Total Mercury	0.231	0.0225	0.210	1.14	2.18	0.346	1.25	0.398	0.200	0.146	0.18	0.81	0.81
Nickel	10.4	26.8	14.0	16.7	11.8	10.9	15.0	8.54	18.6	11.1	30	140	310
Potassium	1,830	4,450	1,620	1,920	1,080	1,520	2,270	1,090	1,850	1,820	-	-	-
Selenium	0.986 J	1.79	1.65	1.41	1.74	1.93	1.96	1.85	1.56	1.63	3.9	36	180
Silver	0.569	0.619 J	0.544 J	0.530 J	0.787	0.536 J	0.664	0.448 J	0.466 J	0.481 J	2	36	180
Sodium	148	135 J	141 J	107 J	143	124 J	143 J	272	85.0 J	139 J	-	-	-
Thallium	ND	ND	ND	ND	ND	ND	ND	ND	ND	ND	-	-	-
Vanadium	19.4	31.7	20.5	22.1	17.7	19.0	23.5	19.6	16.9	21.3	-	-	-
Zinc	340	60.6	164	117	261	99.1	99.2	113	85.6	87.6	109	2,200	10,000
SEMI-VOLATILE ORGANIC COMPOUNDS (SVOCs) (ppm)													
Benzo(a)anthracene	ND	ND	0.205 J	0.233 J	0.277 J	ND	ND	ND	ND	ND	1	1	1
Benzo(a)pyrene	ND	ND	0.165 J	0.18 J	0.181 J	ND	ND	ND	ND	ND	1	1	1
Benzo(b)fluoranthene	ND	ND	ND	ND	ND	ND	ND	ND	ND	ND	1	1	1
Benzo(g,h,i)perylene	ND	ND	ND	ND	ND	ND	ND	ND	ND	ND	100	100	100
Chrysene	ND	ND	ND	ND	0.227 J	ND	ND	ND	ND	ND	1	1	3.9
Fluoranthene	ND	ND	0.36	0.381	0.476	ND	ND	ND	0.302	ND	100	100	100
Phenanthrene	ND	ND	0.196 J	0.239 J	0.493	ND	ND	ND	ND	ND	100	100	100
Pyrene	ND	ND	0.29 J	0.297 J	0.357	ND	ND	ND	0.234 J	ND	100	100	100
1,4-Dioxane	-	-	-	-	ND	-	-	-	-	ND	0.1	9.8	13
Other SVOCs	ND	ND	ND	ND	ND	ND	ND	ND	ND	ND	Various	Various	Various
Total Reported TICs	1.74	ND	4.58	0.564	ND	0.676	ND	3.91	0.845	ND	-	-	-

Notes: All units in parts per million (ppm)
ND Analyte not detected
11.9 Analyte detected
13.5 Reported concentration greater than or equal to the NYSDEC Unrestricted SCO
1.14 Reported concentration greater than or equal to the NYSDEC Restricted Residential SCO
J Estimated concentration
- Not applicable or sample not tested for this analyte
~ Duplicate of Sample B6S1
TICs Tentatively Identified Compounds

TABLE 2
SUMMARY OF SOIL ANALYTICAL RESULTS

Parameter Tested	Sample Identification, Approximate Sample Depth in Feet Below Ground Surface, and Sample Date										NYSDEC Soil Cleanup Objectives (SCOs)		
	B1S1 0.5-3	B2S1 3-4	B3S1 1-3	B4S1 1-3	B5S1 0.2-0.5	B6S1 1-4	B6S10~ 1-4	B7S1 1-3	B8S1 0.2-0.5	B9S1 2-4	Unrestricted	Residential	Restricted Residential
	1/8/2021								1/11/2021				
VOLATILE ORGANIC COMPOUNDS (VOCs) (ppm)													
VOCs	ND	ND	ND	ND	-	ND	ND	ND	-	ND	Various	Various	Various
Total Reported TICs	**0.0140**	ND	ND	ND	-	ND	ND	ND	-	ND	-	-	-
CHLORINATED PESTICIDES/CHLORINATED HERBICIDES/POLYCHLORINATED BIPHENYLS (PCBs) (ppm)													
4,4-DDE	ND	ND	**0.00253 J**	ND	ND	ND	ND	ND	ND	**0.00211 J**	0.0033	1.8	8.9
4,4-DDT	ND	ND	**0.00472**	ND	ND	ND	ND	ND	ND	ND	0.0033	1.7	7.9
cis-Chlordane	ND	ND	ND	ND	**0.00442**	ND	ND	ND	ND	ND	0.094	0.91	4.2
Endrin Ketone	ND	ND	ND	ND	ND	ND	ND	ND	ND	ND	0.014	2.2	11
Methoxychlor	ND	ND	ND	ND	ND	ND	ND	ND	ND	**0.00276 J**	-	-	-
Other Pesticides	ND	ND	ND	ND	ND	ND	ND	ND	ND	ND	Various	Various	Various
Chlorinated Herbicides	ND	ND	ND	ND	ND	ND	ND	ND	ND	ND	Various	Various	Various
Total PCBs	ND	ND	**0.0305 J**	ND	ND	ND	ND	ND	ND	ND	0.1	1	1
EMERGING CONTAMINANTS PER- AND POLYFLUOROALKYL SUBSTANCES (PFAS) (ppm)													
Perfluorobutanoic Acid (PFBA)	-	-	-	-	**0.000035 J**	-	-	-	-	ND	-	-	-
Perfluorooctanoic Acid (PFOA)	-	-	-	-	**0.000102 J**	-	-	-	-	ND	0.00066	0.0066	0.033
Perfluorooctanesulfonic Acid (PFOS)	-	-	-	-	**0.000188 J**	-	-	-	-	**0.000317 J**	0.00088	0.0088	0.044
Total PFOA/PFOS	-	-	-	-	**0.00029 J**	-	-	-	-	**0.000317 J**	0.0015	0.015	0.077
Other PFAS	-	-	-	-	ND	-	-	-	-	ND	Various	Various	Various

Notes: All units in parts per million (ppm)
ND Analyte not detected
0.0140 Analyte detected
J Estimated concentration
- Not applicable or sample not tested for this analyte
~ Duplicate of Sample B6S1
TICs Tentatively Identified Compounds

TABLE 2
SUMMARY OF SOIL ANALYTICAL RESULTS

Parameter Tested	Sample Identification, Approximate Sample Depth in Feet Below Ground Surface, and Sample Date									NYSDEC Soil Cleanup Objectives (SCOs)		
	B10S1 1-3	B10S2 4-6	B11S1 0.2-0.5	B12S1 1-4	B14S1 2-4	B15S1 0.2-0.5	B16S1 0.2-0.5	B17S1 1-3	B18S1 6-8	Unrestricted	Residential	Restricted Residential
	1/11/2021											
METALS (ppm)												
Aluminum	**8,020**	**9,170**	**16,400**	**10,400**	**17,300**	**2,710**	**9,050**	**4,320**	**6,270**	-	-	-
Antimony	ND	ND	ND	ND	ND	ND	ND	ND	ND	-	-	-
Arsenic	**2.73**	**2.21**	**5.16**	**2.86**	**8.07**	**4.38**	**6.31**	**1.89**	**2.12**	13	16	16
Barium	**24.5**	**53.2**	**117**	**57.4**	**188**	**19.1**	**34.4**	**10.9**	**33.7**	350	350	400
Beryllium	ND	ND	**0.380**	ND	**0.423**	ND	ND	ND	ND	7.2	14	72
Cadmium	**0.199 J**	**0.524**	**0.704**	**0.448**	**0.930**	**0.337**	**0.293**	**0.320**	**0.416**	2.5	2.5	4.3
Calcium	**2,120**	**73,700**	**4,800**	**23,000**	**14,700**	**77,900**	**3,410**	**83,300**	**66,900**	-	-	-
Chromium	**8.09**	**11.3**	**19.8**	**12.7**	**21.5**	**3.92**	**11.4**	**6.47**	**7.67**	30	36	180
Cobalt	**3.43**	**4.63**	**10.3**	**4.49**	**10.5**	**1.57 J**	**4.94**	**2.51 J**	**3.69**	-	-	-
Copper	**6.91**	**8.92**	**19.8**	**12.1**	**30.4**	**5.18**	**11.6**	**10.3**	**9.85**	50	270	270
Iron	**9,510**	**11,100**	**21,400**	**12,800**	**21,000**	**6,510**	**20,500**	**6,280**	**9,300**	-	-	-
Lead	**45.9**	**8.49**	**22.2**	**26.7**	**174**	**6.44**	**537**	**6.03**	**7.99**	63	400	400
Magnesium	**1,750**	**22,100**	**5,730**	**9,380**	**9,630**	**35,500**	**2,400**	**46,600**	**21,900**	-	-	-
Manganese	**80.7**	**283**	**824**	**231**	**450**	**189**	**169**	**259**	**289**	1,600	2,000	2,000
Total Mercury	**0.0381**	**0.00928**	**0.151**	**0.119**	**0.215**	**0.00649 J**	**0.0464**	**0.0262**	**0.00692 J**	0.18	0.81	0.81
Nickel	**6.09**	**9.47**	**22.8**	**10.8**	**21.7**	**3.08**	**8.63**	**5.12**	**7.03**	30	140	310
Potassium	**618**	**2,360**	**2,810**	**1,620**	**2,930**	**851**	**913**	**1,200**	**1,710**	-	-	-
Selenium	**0.990 J**	**0.805 J**	**2.05**	**1.55**	**2.01**	ND	**2.96**	**0.595 J**	**0.738 J**	3.9	36	180
Silver	**0.397 J**	**0.401 J**	**0.666**	**0.409 J**	**0.617 J**	ND	**0.599**	ND	**0.304 J**	2	36	180
Sodium	**92.2 J**	**193**	**145 J**	**83.6 J**	**95.0 J**	**132**	**77.1 J**	**151**	**219**	-	-	-
Thallium	ND	ND	ND	ND	ND	ND	ND	ND	ND	-	-	-
Vanadium	**16.7**	**15.8**	**26.9**	**18.9**	**31.2**	**7.02**	**23.2**	**9.02**	**13.7**	-	-	-
Zinc	**45.6**	**54.7**	**76.7**	**80.8**	**256**	**53.2**	**85.7**	**39.5**	**45.4**	109	2,200	10,000
SEMI-VOLATILE ORGANIC COMPOUNDS (SVOCs) (ppm)												
Benzo(a)anthracene	**0.218 J**	ND	ND	ND	**0.302 J**	ND	ND	ND	ND	1	1	1
Benzo(a)pyrene	**0.23 J**	ND	ND	ND	**0.242 J**	ND	ND	ND	ND	1	1	1
Benzo(b)fluoranthene	**0.233 J**	ND	ND	ND	ND	ND	ND	ND	ND	1	1	1
Benzo(g,h,i)perylene	**0.24 J**	ND	ND	ND	ND	ND	ND	ND	ND	100	100	100
Chrysene	**0.266 J**	ND	ND	ND	**0.274 J**	ND	ND	ND	ND	1	1	3.9
Fluoranthene	**0.472**	ND	ND	ND	**0.493**	ND	ND	ND	ND	100	100	100
Phenanthrene	ND	ND	ND	ND	**0.252 J**	ND	ND	ND	ND	100	100	100
Pyrene	**0.362**	ND	ND	ND	**0.391**	ND	ND	ND	ND	100	100	100
1,4-Dioxane	-	-	-	ND	ND	-	-	-	-	0.1	9.8	13
Other SVOCs	ND	ND	ND	ND	ND	ND	ND	ND	ND	Various	Various	Various
Total Reported TICs	**1.17**	**2.67**	**1.25**	**0.583**	**2.05**	ND	ND	ND	ND	-	-	-

Notes: All units in parts per million (ppm)
ND Analyte not detected
2.73 Analyte detected
174 Reported concentration greater than or equal to the NYSDEC Unrestricted SCO
537 Reported concentration greater than or equal to the NYSDEC Restricted Residential SCO
J Estimated concentration
- Not applicable
TICs Tentatively Identified Compounds

TABLE 2
SUMMARY OF SOIL ANALYTICAL RESULTS

Parameter Tested	Sample Identification, Approximate Sample Depth in Feet Below Ground Surface, and Sample Date									NYSDEC Soil Cleanup Objectives (SCOs)		
	B10S1 1-3	B10S2 4-6	B11S1 0.2-0.5	B12S1 1-4	B14S1 2-4	B15S1 0.2-0.5	B16S1 0.2-0.5	B17S1 1-3	B18S1 6-8	Unrestricted	Residential	Restricted Residential
	1/11/2021											
VOLATILE ORGANIC COMPOUNDS (VOCs) (ppm)												
VOCs	ND	ND	-	ND	ND	-	-	ND	ND	Various	Various	Various
Total Reported TICs	ND	ND	-	ND	ND	-	-	ND	ND	-	-	-
CHLORINATED PESTICIDES/CHLORINATED HERBICIDES/POLYCHLORINATED BIPHENYLS (PCBs) (ppm)												
4,4-DDE	ND	ND	ND	ND	ND	ND	ND	ND	ND	0.0033	1.8	8.9
4,4-DDT	ND	ND	ND	ND	ND	ND	ND	ND	ND	0.0033	1.7	7.9
cis-Chlordane	ND	ND	ND	ND	ND	ND	ND	ND	ND	0.094	0.91	4.2
Endrin Ketone	ND	ND	ND	ND	**0.00263 J**	ND	ND	ND	ND	0.014	2.2	11
Methoxychlor	ND	ND	ND	ND	**0.0102**	ND	ND	ND	ND	-	-	-
Other Pesticides	ND	ND	ND	ND	ND	ND	ND	ND	ND	Various	Various	Various
Chlorinated Herbicides	ND	ND	ND	ND	ND	ND	ND	ND	ND	Various	Various	Various
Total PCBs	ND	ND	ND	ND	ND	ND	ND	ND	ND	0.1	1	1
EMERGING CONTAMINANTS PER- AND POLYFLUOROALKYL SUBSTANCES (PFAS) (ppm)												
Perfluorobutanoic Acid (PFBA)	-	-	-	ND	**0.000027 J**	-	-	-	-	-	-	-
Perfluorooctanoic Acid (PFOA)	-	-	-	ND	ND	-	-	-	-	0.00066	0.0066	0.033
Perfluorooctanesulfonic Acid (PFOS)	-	-	-	ND	ND	-	-	-	-	0.00088	0.0088	0.044
Total PFOA/PFOS	-	-	-	ND	ND	-	-	-	-	0.0015	0.015	0.077
Other PFAS	-	-	-	ND	ND	-	-	-	-	Various	Various	Various

Notes: All units in parts per million (ppm)
ND Analyte not detected
0.0102 Analyte detected
- Not applicable
J Estimated concentration
TICs Tentatively Identified Compounds

TABLE 3
SUMMARY OF GROUNDWATER ANALYTICAL RESULTS

Parameter Tested	Sample Identification, Approximate Groundwater Depth Below Top of Casing, and Sample Date							NYSDEC TOGS 1.1.1 GA
	MW1	MW2	MW22~	MW3	MW4	MW5	Trip Blank	
	10.36	7.23	7.23	9.13	7.73	10.52	TBS	
	1/22/2021							
METALS (mg/L)								
Barium	**0.186**	**0.203**	**0.204**	**0.127**	**0.219**	**0.216**	-	1
Calcium	**177**	**153**	**164**	**108**	**123**	**144**	-	-
Magnesium	**66.0**	**56.4**	**61.8**	**28.4**	**41.8**	**31.3**	-	35
Manganese	**0.0965**	**0.115**	**0.118**	ND	**0.0673**	**0.0430**	-	0.3
Potassium	**5.77**	**7.22**	**7.16**	**5.02**	**7.62**	**8.06**	-	-
Sodium	**145**	**47.7**	**47.6**	**65.3**	**87.8**	**58.7**	-	20
Other Metals	ND	ND	ND	ND	ND	ND	-	Various
SEMI-VOLATILE ORGANIC COMPOUNDS (SVOCs) (mg/L)								
Naphthalene	ND	ND	ND	ND	ND	**0.00959 J**	-	10
1,4-Dioxane	ND	ND	ND	ND	ND	ND	-	-
Other SVOCs	ND	ND	ND	ND	ND	ND	-	Various
Total Reported TICs	**0.132**	**0.29**	**0.472**	**0.258**	**0.326**	**0.239**	-	-
VOLATILE ORGANIC COMPOUNDS (VOCs) (mg/L)								
1,2,4-Trimethylbenzene	ND	ND	ND	ND	ND	**0.00195 J**	ND	0.005
Acetone	ND	**0.00850 J**	ND	**0.0729**	ND	**0.0399**	ND	50
n-Butylbenzene	ND	ND	ND	ND	ND	**0.00408**	ND	10
Other VOCs	ND	ND	ND	ND	ND	ND	ND	Various
Total Reported TICs	ND	**0.0394**	**0.0434**	**0.0293**	**ND**	**0.472**	ND	Various
CHLORINATED PESTISIDES/CHLORINATED HERBICIDES/POLYCHLORINATED BIPHENYLS (PCBs) (mg/L)								
Pestisides	ND	ND	ND	ND	ND	ND	-	Various
Herbicides	ND	ND	ND	ND	ND	ND	-	Various
Total PCBs	ND	ND	ND	ND	ND	ND	-	Various

Notes: All units in milligrams per liter (mg/L)
NYSDEC New York State Department of Environmental Conservation
TOGS Technical and Operational Guidance Series
TICs Tentatively Identified Compounds
ND Analyte not detected
0.186 Analyte detected
66.0 Analyte exceeds NYSDEC TOGS guidance value
J Estimated concentration
- Not applicable or sample not tested for this analyte

TABLE 3
SUMMARY OF GROUNDWATER ANALYTICAL RESULTS

Parameter Tested	Sample Identification, Approximate Groundwater Depth Below Top of Casing, and Sample Date							NYSDEC Sampling, Analysis, and Assessment of PFAS Guidance
	MW1	MW2	MW22~	MW3	MW4	MW5	Trip Blank	
	10.36	7.23	7.23	9.13	7.73	10.52	TBS	
	1/22/2021							
EMERGING CONTAMINANTS PER- AND POLYFLUOROALKYL SUBSTANCES (PFAS) (ppt)								
Perfluorobutanoic Acid (PFBA)	**0.732 J**	**3.12**	-	**10.7**	**3.76**	**3.16**	-	100
Perfluoropentanoic Acid (PFPeA)	**0.581 J**	**1.71**	-	**6.05**	**1.28 J**	**2.30**	-	100
Perfluorobutanesulfonic Acid (PFBS)	**0.260 J**	**0.576 J**	-	**1.16 J**	**0.256 J**	**0.874 J**	-	100
Perfluorohexanoic Acid (PFHxA)	**0.519 J**	**1.99 J**	-	**5.59**	**1.27 J**	**1.98**	-	100
Perfluoroheptanoic Acid (PFHpA)	ND	**0.668 J**	-	**1.39 J**	**0.398 J**	**0.904 J**	-	100
Perfluorohexanesulfonic Acid (PFHxS)	ND	ND	-	ND	ND	ND	-	100
Perfluorooctanoic Acid (PFOA)	**0.698 J**	**1.87 J**	-	**3.52**	**0.902 J**	**2.06**	-	10
1H,1H,2H,2H-Perfluorooctanesulfonic Acid (6:2FTS)	ND	ND	-	ND	ND	ND	-	100
Perfluoroheptanesulfonic Acid (PFHpS)	ND	ND	-	ND	ND	ND	-	100
Perfluorononanoic Acid (PFNA)	ND	ND	-	ND	ND	**0.385 J**	-	100
Perfluorooctanesulfonic Acid (PFOS)	ND	ND	-	ND	ND	**0.563 J**	-	10
Perfluorodecanoic Acid (PFDA)	ND	ND	-	ND	ND	**0.470 J**	-	100
1H,1H,2H,2H-Perfluorodecanesulfonic Acid (8:2FTS)	ND	ND	-	ND	ND	ND	-	100
N-Methyl Perfluorooctanesulfonamidoacetic Acid (NMeFOSAA)	ND	ND	-	ND	ND	**1.84 J**	-	100
Perfluoroundecanoic Acid (PFUnA)	ND	ND	-	ND	ND	**0.533 J**	-	100
Perfluorodecanesulfonic Acid (PFDS)	ND	ND	-	ND	ND	ND	-	100
Perfluorooctanesulfonamide (FOSA)	ND	ND	-	ND	ND	ND	-	100
N-Ethyl Perfluorooctanesulfonamidoacetic Acid (NEtFOSAA).	ND	ND	-	ND	ND	ND	-	100
Perfluorododecanoic Acid (PFDoA)	ND	ND	-	ND	ND	ND	-	100
Perfluorotridecanoic Acid (PFTrDA)	ND	ND	-	ND	ND	**0.392 J**	-	100
Perfluorotetradecanoic Acid (PFTA)	ND	ND	-	ND	ND	ND	-	100
Total PFOA/PFOS	**0.698 J**	**1.87 J**	-	**3.52**	**0.902 J**	**2.62 J**	-	20
Total PFAS	**2.79 J**	**9.93**	-	**28.4**	**7.87**	**15.5**	-	500

Notes: All PFAS units are in parts per trillion (ppt)
NYSDEC New York State Department of Environmental Conservation
TOGS Technical and Operational Guidance Series
PFAS Per- and Polyfluoroalkyl Substances
ND Analyte not detected
3.12 Analyte detected
J Estimated concentration
- Not applicable or sample not tested for this analyte
~ Duplicate of Sample MW2

TABLE 4
BORING AND MONITORING WELL GPS COORDINATES

Number	Latitude	Longitude
Borings		
B1	42.90389	-78.863718
B2	42.903778	-78.863951
B3	42.903908	-78.864142
B4	42.903835	-78.864437
B5	42.90366	-78.864603
B6	42.903527	-78.864715
B7	42.9034	-78.864857
B8	42.903120	-78.864679
B9	42.903024	-78.8646
B10	42.902926	-78.86426
B11	42.903173	-78.863968
B12	42.903322	-78.864153
B13	42.903382	-78.864374
B14	42.903457	-78.864412
B15	42.903494	-78.864241
B16	42.903365	-78.864152
B17	42.90366	-78.863852
B18	42.903295	-78.863912
Monitoring Wells		
MW1	42.903061	-78.8647
MW2	42.903861	-78.864564
MW3	42.903403	-78.86435
MW4	42.903839	-78.863789
MW5	42.902933	-78.863822

REMEDIATION TABLES

BRYDGES ENGINEERING
IN ENVIRONMENT AND ENERGY, DPC

TABLE R1
SUMMARY OF BOTTOM CONFIRMATION SOIL SAMPLE ANALYTICAL RESULTS
Pilgrim Village Senior

Parameter Tested	Sample Identification and Sample Date											Part 375 Unrestricted SCOs
	SA1	SA2	SA3	SA4	SA5	SA6	SA7	SA8	A9	A10	A11	
	6/16/2022								7/27/2022			
METALS												
Arsenic	**7.8**	**3.9**	**5.9**	**3.8**	**8.7**	**9**	**9.9**	**7**	**5**	**5.2**	**1**	13
Barium	**200**	**161**	**150**	**199**	**156**	**249**	**189**	**168**	**94**	**1.9**	**64.2**	350
Beryllium	**1.1**	**0.9**	**0.96**	**0.87**	**0.96**	**0.99**	**0.95**	**1**	**0.56**	**0.57**	**0.33**	7.2
Cadmium	**0.1**	**0.049**	**0.14**	**0.11**	**0.06**	**0.045**	**0.1**	**0.11**	**0.24**	**0.27**	**0.082**	2.5
Chromium	**29.3**	**26.8**	**26.4**	**25.7**	**27.1**	**27.7**	**26.1**	**28.3**	**15.8**	**14.1**	**10**	30.0
Lead	**20.3**	**11.5**	**18.7**	**13.6**	**23.9**	**15.9**	**17.7**	**17**	**15**	**17.8**	**2.8**	63.0
Manganese	**560**	**321**	**411**	**474**	**389**	**672**	**559**	**384**	**455**	**577**	**73.7**	1,600
Nickel	**29.2**	**26.8**	**28.2**	**26.1**	**24.8**	**28.8**	**30.3**	**30.3**	**22.5**	**25.5**	**4.7**	30
Copper	**24.2**	**16.6**	**21.2**	**14.8**	**20.5**	**18.7**	**19.1**	**21.2**	**17.2**	**19.7**	**3.6**	50
Zinc	**66.7**	**65.0**	**63.2**	**57.3**	**66.5**	**60.3**	**61.2**	**64.5**	**58.2**	**66.9**	**13.6**	109
Mercury	**0.021**	**0.015**	**0.017**	**0.019**	**0.017**	**0.012**	**0.014**	**0.017**	**0.016**	**0.016**	**0.014**	0.18
PESTICIDES												
4,4'-DDD	ND	**0.0049**	ND	ND	ND	ND	ND	ND	ND	ND	ND	0.0033
alpha-BHC	ND	**0.00045**	ND	ND	ND	ND	ND	ND	ND	ND	ND	0.02
PCBs												
PCBs	ND	ND	ND	ND	ND	ND	ND	ND	ND	ND	ND	**NA**
SEMI-VOLATILE ORGANIC COMPOUNDS (SVOCs)												
Fluoranthene	ND	ND	ND	ND	ND	ND	**0.024**	ND	ND	ND	ND	100
Phenanthrene	ND	ND	ND	ND	**0.029**	ND	ND	ND	ND	ND	ND	100
VOLATILE ORGANIC COMPOUNDS (VOCs)												
Acetone	ND	ND	ND	ND	ND	ND	ND	**0.005**	ND	ND	**0.0051**	0.05

Notes: All values in ppm
B-12A "**A**" after sample identification indicates re-sampling results after further excavation
B-3B "**B**" after sample identification indicates second re-sampling results after further excavtion after first re-sampling
ND Analyte not detected
2.4 Analyte detected
NA Not Applicable
30.1 SCO Exceedance

TABLE R1
SUMMARY OF BOTTOM CONFIRMATION SOIL SAMPLE ANALYTICAL RESULTS
Pilgrim Village Senior

Parameter Tested	Sample Identification and Sample Date													Part 375 Unrestricted SCOs
	SB-01	SB-02	SB-02A	SB-03	SB-04	SB-05	SB-06	SB-07	SB-08	SB-08A	SB9	B10	B11	
	4/15/2022	4/15/2022	5/3/2022	4/15/2022						5/3/2022	6/16/2022	7/27/2022		
METALS														
Arsenic	**2.2**	**6.1**	ND	**6.2**	**3.4**	**9.8**	**6.9**	**12.8**	**22.8**	**5.7**	**7.3**	**6.9**	**7**	13
Barium	**75.2**	**107**	ND	**196**	**1.8**	**211**	**65**	**47.3**	**66.4**	NA	**153**	**98.1**	**107**	350
Beryllium	NA	NA	NA	NA	NA	NA	NA	NA	NA	NA	**0.96**	**0.62**	**0.62**	7.2
Cadmium	NA	NA	NA	NA	NA	NA	NA	NA	NA	NA	**0.082**	**0.27**	**0.32**	2.5
Chromium	NA	NA	NA	NA	NA	NA	NA	NA	NA	NA	**28.2**	**17.8**	**18**	30.0
Lead	**12.5**	**105**	**18.8**	**20.6**	**13.4**	**18.7**	**12.5**	**12.7**	**14**	NA	**13.7**	**20**	**18.7**	63.0
Manganese	NA	NA	NA	NA	NA	NA	NA	NA	NA	NA	**453**	**575**	**689**	1,600
Nickel	NA	NA	NA	NA	NA	NA	NA	NA	NA	NA	**30.6**	**26.1**	**27**	30
Selenium	NA	NA	NA	NA	NA	NA	NA	NA	NA	NA	**ND**	**ND**	**1.1**	3.9
Copper	**13**	**27.5**	NA	**18.3**	**13.3**	**18.5**	**8.9**	**10.9**	**14.2**	NA	**19.5**	**19.6**	**19.3**	50
Zinc	**49.9**	**133.0**	**62.6**	**70.7**	**55.5**	**59.5**	**48.8**	**59.5**	**77.7**	NA	**63.0**	**71.8**	**69.4**	109
Mercury	**0.009**	**0.380**	**0.013**	**0.029**	**0.019**	**0.015**	**0.007**	**0.010**	**0.0069**	NA	**0.011**	**0.015**	**0.014**	0.18
PESTICIDES														
Pesticides	**NA**	NA	NA	NA	NA	NA	NA	NA	NA	NA	ND	ND	ND	NA
PCBs														
PCBs	NA	NA	NA	NA	NA	NA	NA	NA	NA	NA	ND	ND	ND	NA
SEMI-VOLATILE ORGANIC COMPOUNDS (SVOCs)														
Benzo[a]anthracene	ND	**0.042**	NA	ND	ND	ND	ND	ND	ND	NA	ND	ND	ND	1
Benzo[a]pyrene	ND	**0.047**	NA	ND	ND	ND	ND	ND	ND	NA	ND	ND	ND	1
Benzo[b]fluoranthene	ND	**0.062**	NA	ND	ND	ND	ND	ND	ND	NA	ND	ND	ND	1
Benzo[g,h,i]perylene	ND	**0.033**	NA	ND	ND	ND	ND	ND	ND	NA	ND	ND	ND	100
Benzo[k]fluoranthene	ND	**0.027**	NA	ND	ND	ND	ND	ND	ND	NA	ND	ND	ND	0.8
Chrysene	ND	**0.046**	NA	ND	ND	ND	ND	ND	ND	NA	ND	ND	ND	1
Fluoranthene	ND	**0.100**	NA	ND	ND	ND	ND	ND	ND	NA	ND	ND	ND	100
Indeno[1,2,3-cd]pyrene	ND	**0.033**	NA	ND	ND	ND	ND	ND	ND	NA	ND	ND	ND	100
Phenanthrene	ND	**0.054**	NA	ND	ND	ND	ND	ND	ND	NA	ND	ND	ND	100
Pyrene	ND	0.087	NA	ND	ND	ND	ND	ND	ND	NA	ND	ND	ND	100
VOLATILE ORGANIC COMPOUNDS (VOCs)														
Acetone	ND	ND	NA	ND	ND	ND	ND	ND	ND	NA	**0.012**	ND	ND	0.05
Toluene	**0.00062**	ND	NA	**0.00054**	**0.00068**	**0.0015**	**0.00079**	**0.00042**	**0.00082**	NA	ND	ND	ND	0.7
Methylene Chloride	**0.012**	**0.0062**	NA	**0.0087**	**0.0048**	**0.0078**	**0.0058**	**0.0061**	**0.0052**	NA	ND	ND	ND	0.05

Notes: All values in ppm
B-12A "**A**" after sample identification indicates re-sampling results after further excavation
B-3B "**B**" after sample identification indicates second re-sampling results after further excavtion after first re-sampling
ND Analyte not detected
2.4 Analyte detected
NA Not Applicable
30.1 SCO Exceedance

TABLE R1
SUMMARY OF BOTTOM CONFIRMATION SOIL SAMPLE ANALYTICAL RESULTS
Pilgrim Village Senior

Parameter Tested	Sample Identification and Sample Date														Part 375 Unrestricted SCOs
	SC1	SC2	SC3	SC4	SC5	SC6	SC-6A	SC7	SC-08	SC8	SC9	SC9A	SC10	SC-11	
	4/21/2022	4/21/2022	4/21/2022	4/25/2022	4/21/2022	4/22/2022	5/3/2022	4/22/2022	4/15/2022	4/26/522	4/22/2022	5/3/2022	4/22/2022	4/25/2022	
METALS															
Arsenic	**9.6**	**10.7**	**8**	**7.9**	**10.1**	**8.8**	NA	**6.7**	**2.7**	**8.1**	**4.8**	NA	**4.9**	**3.6**	13
Barium	**224**	**250**	**181**	**189**	**97.9**	**120**	NA	**76.5**	**40.8**	**166**	**74.5**	NA	**114**	**128**	350
Lead	**14.9**	**21.9**	**66.1**	**15.3**	**29.3**	**167**	**18.1**	**20.6**	**32.8**	**20.3**	**111**	**12.3**	**31.9**	**19**	63.0
Copper	**6.5**	**23**	**22**	**15.6**	8.7	20.9	NA	**14.9**	**7.2**	25.2	15	NA	**16.3**	**14.7**	50
Zinc	**83.9**	**68.4**	**85.8**	**53.7**	**92.4**	**226.0**	**60.7**	**99.0**	**84.5**	**73.9**	**99.8**	NA	**73.3**	**61.7**	109
Mercury	**0.041**	**0.019**	**0.036**	**0.033**	**0.073**	**0.360**	**0.022**	**0.043**	**0.022**	**0.026**	**0.083**	NA	**0.120**	**0.040**	0.18
PESTICIDES															
Pesticides	NA	NA	NA	NA	NA	NA	NA	NA	NA	NA	NA	NA	NA	NA	NA
PCBs															
PCBs	NA	NA	NA	NA	NA	NA	NA	NA	NA	NA	NA	NA	NA	NA	NA
SEMI-VOLATILE ORGANIC COMPOUNDS (SVOCs)															
Benzo[a]pyrene	ND	ND	ND	ND	ND	**0.1**	ND	ND	ND	ND	0.049	NA	ND	ND	1
Benzo[a]anthracene	ND	ND	ND	ND	ND	**0.09**	ND	ND	ND	ND	0.05	NA	ND	ND	1
Benzo[b]fluoranthene	ND	ND	ND	ND	ND	**0.12**	ND	ND	ND	ND	0.075	NA	ND	ND	1
Benzo[g,h,i]perylene	ND	ND	ND	ND	ND	**0.074**	ND	ND	ND	ND	0.03	NA	ND	ND	100
Benzo[k]fluoranthene	ND	ND	ND	ND	ND	**0.051**	ND	ND	ND	ND	0.028	NA	ND	ND	0.8
Chrysene	ND	ND	ND	ND	ND	**0.11**	ND	ND	ND	ND	0.058	NA	ND	ND	1
Fluoranthene	ND	ND	ND	ND	0.024	**0.16**	ND	ND	ND	ND	0.091	NA	ND	ND	100
Indeno(1,2,3-cd)pyrene	ND	ND	ND	ND	ND	**0.065**	ND	ND	ND	ND	ND	NA	ND	ND	0.5
Phenanthrene	ND	ND	ND	ND	ND	**0.1**	ND	ND	ND	ND	0.041	NA	ND	ND	100
Pyrene	ND	ND	ND	ND	0.025	**0.19**	ND	ND	ND	ND	0.088	NA	ND	ND	100
VOLATILE ORGANIC COMPOUNDS (VOCs)															
Acetone	NA	NA	NA	ND	NA	NA	ND	NA	NA	NA	NA	NA	NA	ND	0.05
cis-1,2-Dichloroethene	NA	NA	NA	ND	NA	NA	ND	NA	NA	NA	NA	NA	NA	ND	0.25

Notes: All values in ppm
B-12A "**A**" after sample identification indicates re-sampling results after further excavation
B-3B "**B**" after sample identification indicates second re-sampling results after further excavtion after first re-sampling
ND Analyte not detected
2.4 Analyte detected
NA Not Applicable
30.1 SCO Exceedance

TABLE R1
SUMMARY OF BOTTOM CONFIRMATION SOIL SAMPLE ANALYTICAL RESULTS
Pilgrim Village Senior

Parameter Tested	Sample Identification and Sample Date													Part 375 Unrestricted SCOs
	SD1	SD-1A	SD2	SD-2A	SD3	SD4	SD5	SD6	SD7	SD8	SD-09	SD10	SD-11	
	4/20/2022	5/3/2022	4/20/2022	5/3/2022	4/20/2022	6/16/2022	4/20/2022	4/20/2022	4/20/2022	4/20/2022	4/15/2022	4/21/1999	4/25/2022	
METALS														
Arsenic	**8.6**	NA	**6.3**	NA	**6.3**	**2.1**	**3.1**	**0.85**	**5.6**	**6**	**2.4**	**8.7**	**3.7**	13
Barium	472	**171**	**400**	**175**	**338**	**54.2**	**16.9**	**15**	**126**	**146**	**36.3**	**120**	**130**	350
Beryllium	NA	NA	NA	NA	NA	**0.29**	NA	NA	NA	NA	**0.34**	NA	ND	7.2
Cadmium	NA	NA	NA	NA	NA	**0.21**	NA	NA	NA	NA	**0.16**	NA	ND	2.5
Chromium	NA	NA	NA	NA	NA	**8.6**	NA	NA	NA	NA	**9.7**	NA	ND	30.0
Lead	**19.3**	NA	**14.5**	NA	**19.4**	**11.4**	**12.5**	**9.2**	**19.3**	**14.7**	**14.6**	**35.4**	**19.2**	63.0
Manganese	NA	NA	NA	NA	NA	**400**	NA	NA	NA	NA	**328**	NA	ND	1,600
Nickel	NA	NA	NA	NA	NA	**8.7**	NA	NA	NA	NA	**8.6**	NA	ND	30
Copper	**23.4**	NA	**23.9**	NA	**23.6**	**7.8**	**7.7**	**5.2**	**20.2**	**20.6**	**7.2**	20.6	14.2	50
Zinc	**73.5**	NA	**73.1**	NA	**64.2**	**65.6**	**62.7**	**58.1**	**64.9**	**56.5**	**56.3**	125.0	**59.8**	109
Mercury	**0.024**	NA	**0.012**	NA	**0.018**	**0.011**	**0.022**	**0.006**	**0.034**	**0.020**	**0.011**	**0.026**	**0.018**	0.18
PESTICIDES														
Pesticides	NA	NA	NA	NA	NA	ND	NA	NA	NA	NA	ND	NA	NA	NA
PCBs														
PCbs	NA	NA	NA	NA	NA	ND	NA	NA	NA	NA	ND	NA	NA	NA
SEMI-VOLATILE ORGANIC COMPOUNDS (SVOCs)														
Fluoranthene	ND	NA	ND	NA	ND	ND	0.021	ND	ND	ND	ND	ND	ND	100
VOLATILE ORGANIC COMPOUNDS (VOCs)														
Methylene Chloride	NA	NA	NA	NA	NA	ND	NA	NA	NA	NA	ND	ND	ND	0.05

Notes: All values in ppm
B-12A "**A**" after sample identification indicates re-sampling results after further excavation
B-3B "**B**" after sample identification indicates second re-sampling results after further excavtion after first re-sampling
ND Analyte not detected
2.4 Analyte detected
NA Not Applicable
30.1 SCO Exceedance

TABLE R1
SUMMARY OF BOTTOM CONFIRMATION SOIL SAMPLE ANALYTICAL RESULTS
Pilgrim Village Senior

Parameter Tested	SB5:M7ample Identification and Sample Date													Part 375 Unrestricted SCOs
	SE1	SE1A	SE2	SE3	SE4	SE5	SE6	SE7	SE8	SE-09	E10	E10-A	E11	
	4/20/2022	5/3/2022	4/20/2022		6/16/2022	4/20/2022	4/20/2022	4/20/2022	4/20/2022	4/15/2022	7/27/2022	8/10/2022	9/1/2022	
METALS														
Arsenic	**8.4**	NA	**8.7**	**8**	**2**	**1.7**	**2.5**	**4.6**	**5.1**	**2.5**	**5.9**	**2.2**	**3.0**	13
Barium	**390**	**238**	**297**	**181**	**24.1**	**24.6**	**49.6**	**66.1**	**139**	**32.1**	**112**	**41.3**	**150**	350
Beryllium	NA	NA	NA	NA	**0.18**	NA	NA	NA	NA	**0.31**	**0.82**	ND	**0.97**	7.2
Cadmium	NA	NA	NA	NA	**0.15**	NA	NA	NA	NA	**0.13**	**0.22**	ND	**0.20**	2.5
Chromium	NA	NA	NA	NA	**5.7**	NA	NA	NA	NA	**8.4**	**23**	ND	**29.2**	30.0
Lead	**17.9**	NA	**20.9**	**17.8**	**8**	**13**	**12.2**	**15.5**	**20.7**	**12.2**	**15.7**	**11.9**	**11.4**	63.0
Manganese	NA	NA	NA	NA	**264**	NA	NA	NA	NA	314	**498**	ND	**418**	1,600
Nickel	NA	NA	NA	NA	**4.6**	NA	NA	NA	NA	7.8	**33.6**	ND	**30.8**	30
Copper	**22.2**	NA	**28.1**	**22.2**	**6**	9.9	11	13.3	18.2	6.9	**24.2**	ND	**17.4**	50
Zinc	**84**	NA	**68.6**	**69.5**	**47.4**	**81.5**	**55.9**	**57.9**	**70.2**	**55.4**	**70.6**	**56.7**	**65.1**	109
Mercury	**0.022**	NA	**0.017**	**0.019**	**0.009**	**0.037**	**0.016**	**0.007**	**0.046**	**0.007**	**0.017**	**0.006**	**0.010**	0.18
PESTICIDES														
pesticides	NA	NA	NA	NA	ND	NA	NA	NA	NA	ND	ND	ND	ND	NA
PCBs														
PCBs	NA	NA	NA	NA	ND	NA	NA	NA	NA	ND	ND	ND	ND	NA
SEMI-VOLATILE ORGANIC COMPOUNDS (SVOCs)														
Fluoranthene	ND	ND	ND	ND	ND	ND	0.031	ND	ND	ND	ND	ND	ND	100
VOLATILE ORGANIC COMPOUNDS (VOCs)														
Acetone	NA	NA	NA	NA	ND	NA	NA	NA	NA	ND	**0.0057**	**0.021**	ND	0.05
Toluene	NA	NA	NA	NA	ND	NA	NA	NA	NA	**0.00047**	ND	ND	ND	0.7
Methylene Chloride	NA	NA	NA	NA	ND	NA	NA	NA	NA	0.0031	ND	ND	ND	0.05
Ethylbenzene	NA	NA	NA	NA	ND	NA	NA	NA	NA	ND	ND	ND	**0.00051**	1

Notes:	All values in ppm
B-12A	"**A**" after sample identification indicates re-sampling results after further excavation
B-3B	"**B**" after sample identification indicates second re-sampling results after further excavtion after first re-sampling
ND	Analyte not detected
2.4	Analyte detected
NA	Not Applicable
30.1	SCO Exceedance

TABLE R2
SUMMARY OF SIDEWALL SOIL SAMPLE ANALYTICAL RESULTS
Pilgrim Village Senior

Parameter Tested	Sample Identification and Sample Date (1)						PART 375 Unrestrictedm SCOs
	SWSW-1	SWSW-2	SSSW-1	SSSW-2	SSWNW-01	SSWNW-2	
	7/27/2022				5/3/2022		
METALS							
Arsenic	6.2	4.7	4.3	4.7	16.3	3.7	13
Barium	112	96.9	82.5	163	222	78.4	350
Beryllium	0.74	0.44	0.42	0.45	1.1	0.55	7.2
Cadmium	0.39	0.45	0.42	0.43	0.31	0.24	2.5
Chromium	19.2	13.2	12.3	13.8	28.3	16.4	30
Copper	17.6	26.8	24.5	24.8	9.4	13	50
Lead	183	331	238	699	23.1	21.2	63
Manganese	467	324	411	359	461	406	1600
Nickel	25.1	13	11.9	13.1	28.5	17.4	30
Selenium	ND	ND	ND	ND	2.4	0.66	3.9
Zinc	107	147	127	148	78.8	68.1	109
Mercury	0.41	0.62	0.39	0.52	0.036	0.031	0.18
SEMI-VOLATILE ORGANIC COMPOUNDS (SVOCs)							
Acenaphthene	ND	ND	ND	0.045	ND	ND	20
Anthracene	ND	ND	0.073	0.077	ND	ND	100
Benzo[a]anthracene	0.27	0.21	0.31	0.33	ND	ND	1
Benzo[a]pyrene	0.35	0.25	0.36	0.42	ND	0.14	1
Benzo[b]fluoranthene	0.47	0.32	0.4	0.47	ND	ND	1
Benzo[g,h,i]perylene	0.28	0.18	0.21	0.21	ND	0.16	100
Benzo[k]fluoranthene	0.2	0.16	0.21	0.27	ND	ND	0.8
Chrysene	0.34	0.28	0.38	0.44	ND	ND	1
Fluoranthene	0.67	0.39	0.64	0.76	ND	ND	100
Flourene	ND	ND	ND	0.046	ND	ND	30
Indeno[1,2,3-cd]pyrene	0.24	0.18	0.2	0.22	ND	ND	0.5
Naphthalene	ND	ND	ND	0.028	ND	ND	12
Phenanthrene	0.26	0.16	0.32	0.49	ND	ND	100
Pyrene	0.53	0.36	0.52	0.59	ND	0.14	100
VOLATILE ORGANIC COMPOUNDS (VOCs)							
Chlorform	ND	ND	ND	ND	ND	0.00034	0.37
Ethylbenzene	ND	ND	ND	ND	ND	0.001	1
Xylenes	ND	ND	ND	ND	ND	0.0016	0.26
Acetone	ND	ND	ND	0.0049	ND	ND	0.05
ORGANOCHLORINE PESTICIDES / PCB's							
4,4'-DDT	0.0031	0.004	0.0041	0.018	0.0011	0.0056	0.0033
4,4'-DDE	ND	ND	0.0027	0.0026	ND	0.016	0.0033
Endrin	ND	ND	ND	0.0024	ND	ND	0.014

(1) - All sidewall confirmation samples were collect beyond the property boundary

Notes: All values in ppm
ND Analyte not detected
2.4 Analyte detected
NA Not Applicable
30.1 SCO Exceedance

TABLE R3
AIR MONITORING CONDITIONS/RESPONSES - FAMILY & SENIOR SITES (1)

Consolidated Field Report Data				
Site	**Date**	**Occurrence**	**Conditions**	**Response**
B	1/26/2022	NSU	No excavation taking place-weather related	
F	2/4/2022	NSU	No excavation taking place-weather related	
F	2/17/2022	NSU	Weather related	
F	2/18/2022	NSU	Weather related	
F	2/25/2022	NSU	Weather related	
F	3/1/2022	E	No description of conditions provided	
B	3/7/2022	NSU	Weather related	
B	3/16/2022	NSU	Weather related	
B	4/15/2022	E	Increasing winds	Instructed contractor to use water truck and have truck drivers slow down to reduce dust clouds
B	4/21/2022	NSU	Weather related	
B	4/25/2022	E	No description of conditions provided	Instructed contractor to use water truck and have truck drivers slow down to reduce dust clouds
B	4/26/2022	E	No description of conditions provided	Instructed contractor to use water truck and have truck drivers slow down to reduce dust clouds
B	4/27/2022	NSU	Weather related	
B	4/29/2022	E	No description of conditions provided	Instructed contractor to use water truck and have truck drivers slow down to reduce dust clouds
B	5/4/2022	NSU	Weather related	
F	5/5/2022	TD/E	Electrical problem with upwind monitor therefore no background data to validate exceedances. No visual sign of dust leaving site	
F	5/6/2022	E	No description of conditions provided	
F	5/10/2022	E	Increasing winds, dust coming from haul road which is clean stone and soil	Instructed truck drivers to slow down. No water truck on site. Eventually shut down trucks to mitigate dust.
B	5/13/2022	E	Dry conditions and truck traffic	Instructed contractor to use water truck
B	5/16/2022	E	Dry conditions and truck traffic	Instructed contractor to use water truck
B	5/17/2022	E	Dry conditions and truck traffic	Instructed contractor to use water truck
B	5/18/2022	E	Dry conditions and truck traffic	Instructed contractor to use water truck
B	5/19/2022	TD	Upwind dust monitor not functioning properly	
B	5/24/2022	E	Close proximity of truck route to downwind monitor and extreme dry conditions	Watered down road
B	5/26/2022	TD	Occurred in both monitors	
B	5/31/2022	TD	Related to power source	
B	6/3/2022	TD	Related to power source	
B	6/13/2022	E	No description of conditions provided	Utilized on-site water truck
B	6/14/2022	E	No description of conditions provided	Utilized on-site water truck
B	6/15/2022	TD	Unforeseen circumstances, both monitors down	Ensured proper precautions were taken, water truck was operational for the full day and truck speed reduced
B	6/16/2022	TD	Unforeseen circumstances, both monitors down	Ensured proper precautions were taken, water truck was operational for the full day and truck speed reduced
B	6/20/2022	E	No detailed description of conditions	Truck speed reduced/water truck used
F	7/6/2022	E	No detailed description of conditions	Truck speed reduced/water truck used
F	7/7/2022	E	No detailed description of conditions	Truck speed reduced/water truck used
F	7/19/2022	E	No detailed description of conditions	Truck speed reduced/water truck used
B	7/28/2022	NSU	Weather related	
B	8/16/2022	NSU	Weather related	
B	8/17/2022	NSU	Weather related	
B	8/18/2022	E	Monitor fell over causing exceedance	Issue immediately resolved

Key
NSU = dust monitors not set up
E = exceedance
TD = technical difficulties
F = Family Site
B = Both sites

(1) - The same upwind and downwind instruments were used for both the family and Senior sites due to their proximity to each other and coinciding remediation schedules.

Table R4
Pilgrim Senior Site
Remediation Sample Coordinates

Senior Bottom Sample Coordinates				
SA1	SB-01	SC1	SD-1A	SE1A
42.90387° N, 78.86463° W	42.90384° N, 78.86450° W	42.90384° N, 78.86430° W	42.90384° N, 78.86412° W	42.90382° N, 78.86394° W
SA2	SB02A	SC2	SD-2A	SE2
42.90375° N, 78.86472° W	42.90376° N, 78.86451° W	42.90376° N, 78.86430° W	42.90376° N, 78.86412° W	42.90375° N, 78.86394° W
SA3	SB-03	SC3	SD3	SE3
42.90366° N, 78.86465° W	42.90367° N, 78.86449° W	42.90367° N, 78.86430° W	42.90368° N, 78.86412° W	42.90366° N, 78.86388° W
SA4	SB-04	SC4	SD4	SE4
42.90358° N, 78.86465° W	42.90358° N, 78.86449° W	42.90360° N, 78.86427° W	42.90358° N, 78.86411° W	42.90359° N, 78.86391° W
SA5	SB-05	SC5	SD5	SE5
42.90349° N, 78.86467° W	42.90351° N, 78.86448° W	42.90349° N, 78.86430° W	42.90352° N, 78.86410° W	42.90352° N, 78.86391° W
SA6	SB-06	SC-6A	SD6	SE6
42.90340° N, 78.86467° W	42.90337° N, 78.86449° W	42.90340° N, 78.86433° W	42.90340° N, 78.86416° W	42.90341° N, 78.86397° W
SA7	SB-07	SC7	SD7	SE7
42.90332° N, 78.86468° W	42.90332° N, 78.86453° W	42.90330° N, 78.86439° W	42.90330° N, 78.86417° W	42.90330° N, 78.86396° W
SA8	SB-08A	SC8/SC-08	SD8	SE8
42.90323° N, 78.86470° W	42.903236° N, 78.86452° W	42.90321° N, 78.86432° W	42.90325° N, 78.86413° W	42.90326 N, 78.86395° W
A9	SB9	SC9A	SD-09	SE-09
42.903144° N, 78.864631° W	42.90317° N, 78.86455° W	42.90315° N, 78.86430° W	42.90310° N, 78.86413° W	42.90308° N, 78.86394° W
A10	B10	SC10	SD10	E10-A
42.90306° N, 78.86464° W	42.90307° N, 78.86454° W	42.90307° N, 78.86429° W	42.90308° N, 78.86418° W	42.90304° N, 78.86397° W
A11	B11	SC-11	SD-11	E11
42.90296° N, 78.864700° W	42.90297° N, 78.86445° W	42.90294° N, 78.864325° W	42.90294° N, 78.86411° W	42.90297° N, 78.86397° W

Senior Sidewall Sample Coordinates		
SSWNW01	SWSW-1	SSSW-1
42.90392° N, 78.864557° W	42.903073° N, 78.86472° W	42.902906° N, 78.86404° W
SSWNW-2	SWSW-2	SSSW-2
42.903896° N, 78.864097° W	42.903749° N, 78.864801° W	42.90291° N, 78.864513° W

FIGURES

RI & RAWP FIGURES

BRYDGES ENGINEERING
IN ENVIRONMENT AND ENERGY, DPC

N

BE3CORP
BRIDGES ENGINEERING IN ENVIRONMENT & ENERGY

960 Busti Avenue
Suite B150
Buffalo, NY 14213
P: 716-362-6532

Figure 1
Site Location Map

Fomer Pilgrim Village
Senior Apartments
Site # C915363
Buffalo, New York 14209

Revisions	
1	3/1/21

February 2021	SCALE: N/A	SHEET 1 OF 1

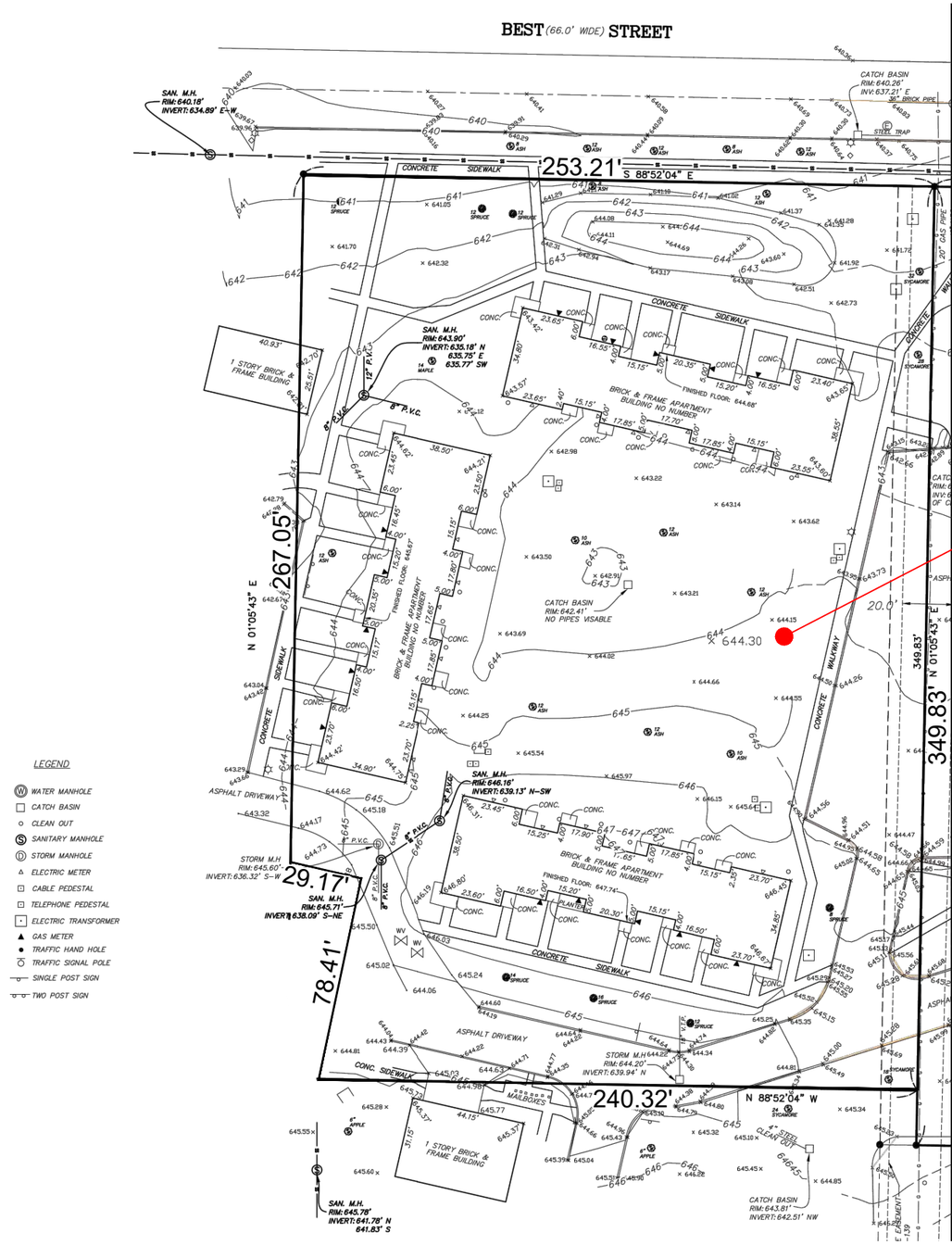

SBL: 100.71-3-1.12
Site Acreage = 1.86 acres

LEGEND

- WATER MANHOLE
- CATCH BASIN
- CLEAN OUT
- SANITARY MANHOLE
- STORM MANHOLE
- ELECTRIC METER
- CABLE PEDESTAL
- TELEPHONE PEDESTAL
- ELECTRIC TRANSFORMER
- GAS METER
- TRAFFIC HAND HOLE
- TRAFFIC SIGNAL POLE
- SINGLE POST SIGN
- TWO POST SIGN

BE3CORP
BRYDGES ENGINEERING IN ENVIRONMENT & ENERGY
960 Busti Avenue
Suite B150
Buffalo, NY 14213
P: 716-362-6532

Figure 2
Site Survey

Fomer Pilgrim Village
Senior Apartments
Site # C915363
Buffalo, New York 14209

Revisions	
1	3/1/21

February 2021 | SCALE: N/A | SHEET 1 OF 1

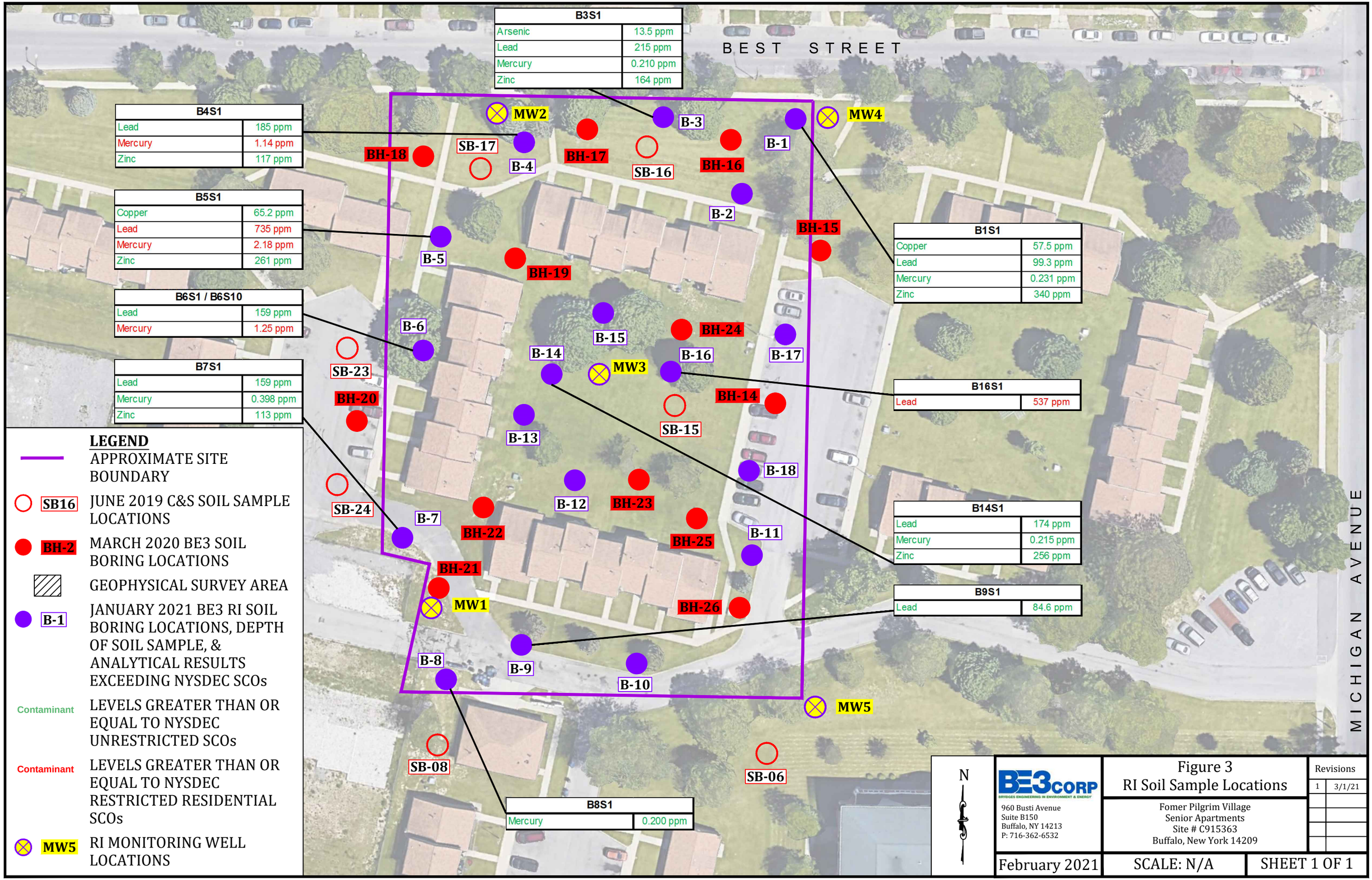

BE3CORP
BRIDGES ENGINEERING IN ENVIRONMENT & ENERGY
960 Busti Avenue
Suite B150
Buffalo, NY 14213
P: 716-362-6532

Figure 3
RI Soil Sample Locations

Fomer Pilgrim Village
Senior Apartments
Site # C915363
Buffalo, New York 14209

Revisions	
1	3/1/21

February 2021 | SCALE: N/A | SHEET 1 OF 1

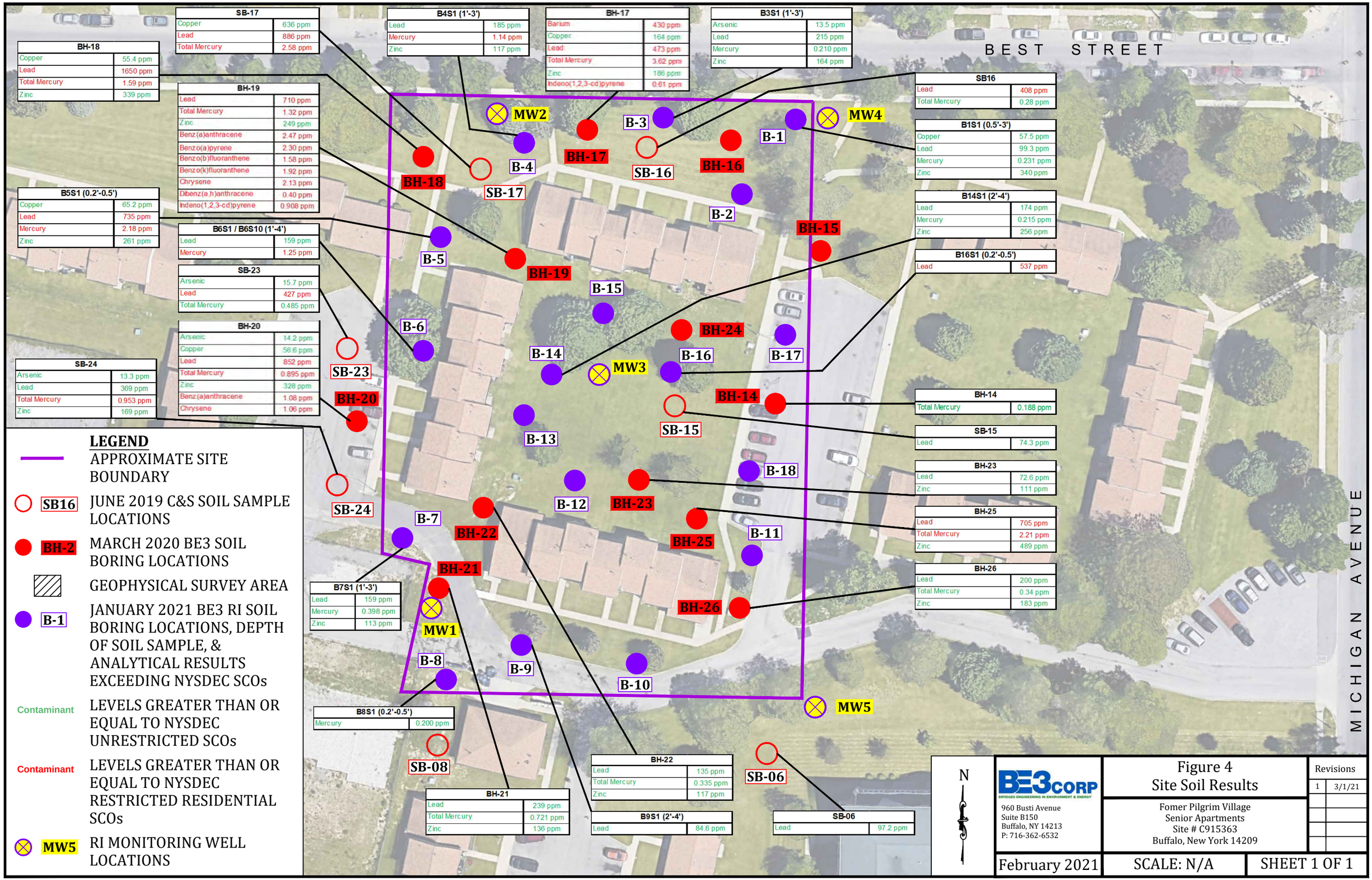
BEST STREET
MICHIGAN AVENUE
MW1
MW2
MW3
MW4
MW5
B-1
B-2
B-3
B-4
B-5
B-6
B-7
B-8
B-9
B-10
B-11
B-12
B-13
B-14
B-15
B-16
B-17
B-18
BH-14
BH-15
BH-16
BH-17
BH-18
BH-19
BH-20
BH-21
BH-22
BH-23
BH-24
BH-25
BH-26
SB-06
SB-08
SB-15
SB-16
SB-17
SB-23
SB-24
SB-17
Copper 636 ppm
Lead 886 ppm
Total Mercury 2.58 ppm
B4S1 (1'-3')
Lead 185 ppm
Mercury 1.14 ppm
Zinc 117 ppm
BH-17
Barium 430 ppm
Copper 164 ppm
Lead 473 ppm
Total Mercury 3.62 ppm
Zinc 186 ppm
Indeno(1,2,3-cd)pyrene 0.61 ppm
B3S1 (1'-3')
Arsenic 13.5 ppm
Lead 215 ppm
Mercury 0.210 ppm
Zinc 164 ppm
BH-18
Copper 55.4 ppm
Lead 1650 ppm
Total Mercury 1.59 ppm
Zinc 339 ppm
BH-19
Lead 710 ppm
Total Mercury 1.32 ppm
Zinc 249 ppm
Benz(a)anthracene 2.47 ppm
Benzo(a)pyrene 2.30 ppm
Benzo(b)fluoranthene 1.58 ppm
Benzo(k)fluoranthene 1.92 ppm
Chrysene 2.13 ppm
Dibenz(a,h)anthracene 0.40 ppm
Indeno(1,2,3-cd)pyrene 0.908 ppm
B5S1 (0.2'-0.5')
Copper 65.2 ppm
Lead 735 ppm
Mercury 2.18 ppm
Zinc 261 ppm
B6S1 / B6S10 (1'-4')
Lead 159 ppm
Mercury 1.25 ppm
SB-23
Arsenic 15.7 ppm
Lead 427 ppm
Total Mercury 0.485 ppm
BH-20
Arsenic 14.2 ppm
Copper 56.6 ppm
Lead 852 ppm
Total Mercury 0.895 ppm
Zinc 328 ppm
Benz(a)anthracene 1.08 ppm
Chrysene 1.06 ppm
SB-24
Arsenic 13.3 ppm
Lead 369 ppm
Total Mercury 0.953 ppm
Zinc 169 ppm
SB16
Lead 408 ppm
Total Mercury 0.28 ppm
B1S1 (0.5'-3')
Copper 57.5 ppm
Lead 99.3 ppm
Mercury 0.231 ppm
Zinc 340 ppm
B14S1 (2'-4')
Lead 174 ppm
Mercury 0.215 ppm
Zinc 256 ppm
B16S1 (0.2'-0.5')
Lead 537 ppm
BH-14
Total Mercury 0.188 ppm
SB-15
Lead 74.3 ppm
BH-23
Lead 72.6 ppm
Zinc 111 ppm
BH-25
Lead 705 ppm
Total Mercury 2.21 ppm
Zinc 489 ppm
BH-26
Lead 200 ppm
Total Mercury 0.34 ppm
Zinc 183 ppm
B7S1 (1'-3')
Lead 159 ppm
Mercury 0.398 ppm
Zinc 113 ppm
B8S1 (0.2'-0.5')
Mercury 0.200 ppm
BH-21
Lead 239 ppm
Total Mercury 0.721 ppm
Zinc 136 ppm
BH-22
Lead 135 ppm
Total Mercury 0.335 ppm
Zinc 117 ppm
B9S1 (2'-4')
Lead 84.6 ppm
SB-06
Lead 97.2 ppm
LEGEND
APPROXIMATE SITE BOUNDARY
SB16 JUNE 2019 C&S SOIL SAMPLE LOCATIONS
BH-2 MARCH 2020 BE3 SOIL BORING LOCATIONS
GEOPHYSICAL SURVEY AREA
B-1 JANUARY 2021 BE3 RI SOIL BORING LOCATIONS, DEPTH OF SOIL SAMPLE, & ANALYTICAL RESULTS EXCEEDING NYSDEC SCOs
Contaminant LEVELS GREATER THAN OR EQUAL TO NYSDEC UNRESTRICTED SCOs
Contaminant LEVELS GREATER THAN OR EQUAL TO NYSDEC RESTRICTED RESIDENTIAL SCOs
MW5 RI MONITORING WELL LOCATIONS
N
BE3CORP
BRIDGES ENGINEERING IN ENVIRONMENT & ENERGY
960 Busti Avenue
Suite B150
Buffalo, NY 14213
P: 716-362-6532
Figure 4
Site Soil Results
Fomer Pilgrim Village
Senior Apartments
Site # C915363
Buffalo, New York 14209
Revisions
1 3/1/21
February 2021
SCALE: N/A
SHEET 1 OF 1

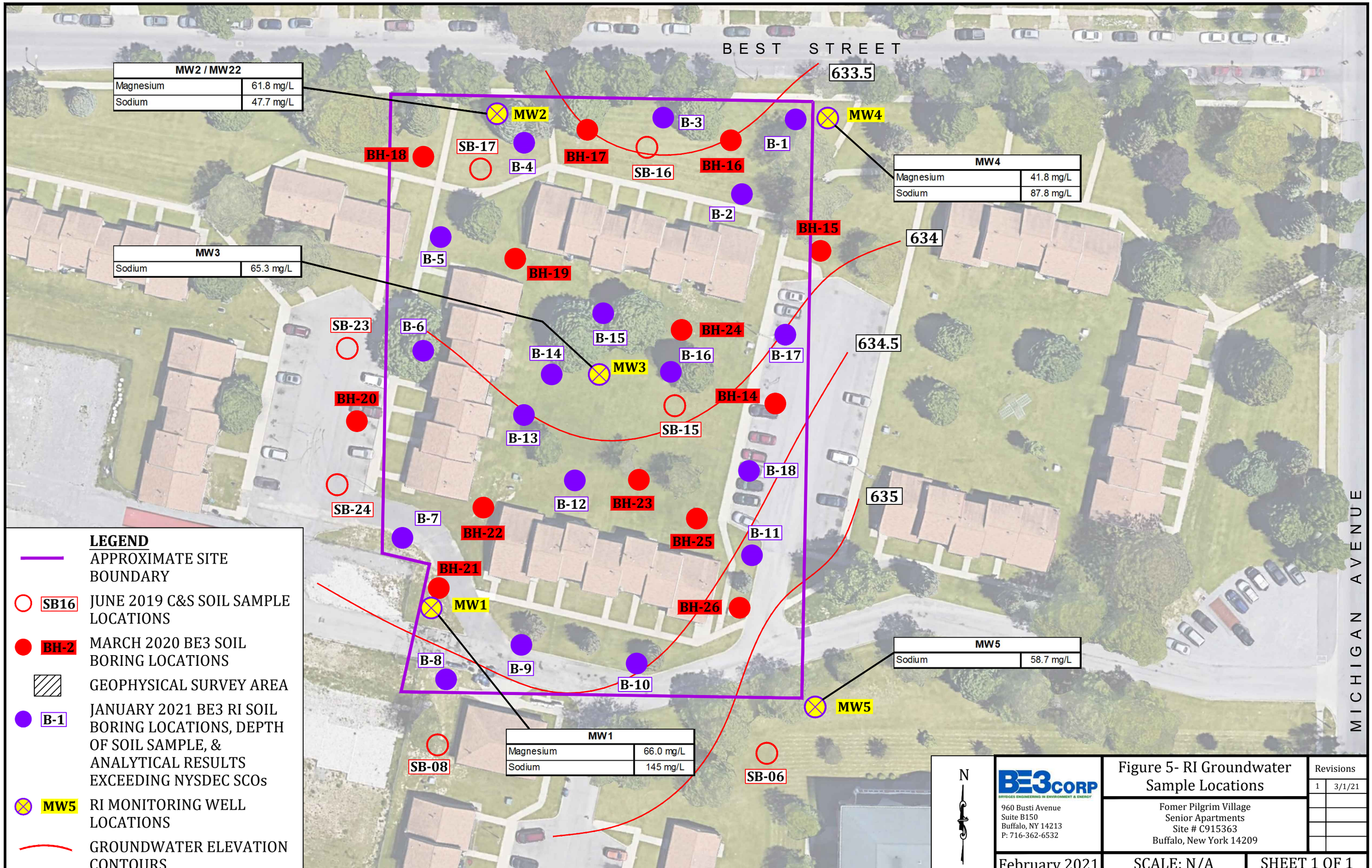
BEST STREET
MICHIGAN AVENUE
633.5
634
634.5
635
MW2 / MW22
Magnesium 61.8 mg/L
Sodium 47.7 mg/L
MW4
Magnesium 41.8 mg/L
Sodium 87.8 mg/L
MW3
Sodium 65.3 mg/L
MW5
Sodium 58.7 mg/L
MW1
Magnesium 66.0 mg/L
Sodium 145 mg/L
MW2
MW4
MW3
MW1
MW5
B-1
B-2
B-3
B-4
B-5
B-6
B-7
B-8
B-9
B-10
B-11
B-12
B-13
B-14
B-15
B-16
B-17
B-18
BH-14
BH-15
BH-16
BH-17
BH-18
BH-19
BH-20
BH-21
BH-22
BH-23
BH-24
BH-25
BH-26
SB-06
SB-08
SB-15
SB-16
SB-17
SB-23
SB-24
LEGEND
APPROXIMATE SITE BOUNDARY
SB16 JUNE 2019 C&S SOIL SAMPLE LOCATIONS
BH-2 MARCH 2020 BE3 SOIL BORING LOCATIONS
GEOPHYSICAL SURVEY AREA
B-1 JANUARY 2021 BE3 RI SOIL BORING LOCATIONS, DEPTH OF SOIL SAMPLE, & ANALYTICAL RESULTS EXCEEDING NYSDEC SCOs
MW5 RI MONITORING WELL LOCATIONS
GROUNDWATER ELEVATION CONTOURS
N
BE3CORP
BRIDGES ENGINEERING IN ENVIRONMENT & ENERGY
960 Busti Avenue
Suite B150
Buffalo, NY 14213
P: 716-362-6532
Figure 5- RI Groundwater Sample Locations
Fomer Pilgrim Village
Senior Apartments
Site # C915363
Buffalo, New York 14209
Revisions
1 3/1/21
February 2021
SCALE: N/A
SHEET 1 OF 1

NOTE: Refer to Figure 7 for backfill and new development to meet Track 1 Unrestricted Use requirements.

BE3CORP
BRIDGES ENGINEERING IN ENVIRONMENT & ENERGY
960 Busti Avenue
Suite B150
Buffalo, NY 14213
P: 716-362-6532

Figure 6 - RAWP Track 1 Unrestricted Use Remedy Demolition & Soil Excavation/Removal

Fomer Pilgrim Village
Senior Apartments
Site # C915363
Buffalo, New York 14209

Revisions

March 2021 | SCALE: N/A | SHEET 1 OF 1

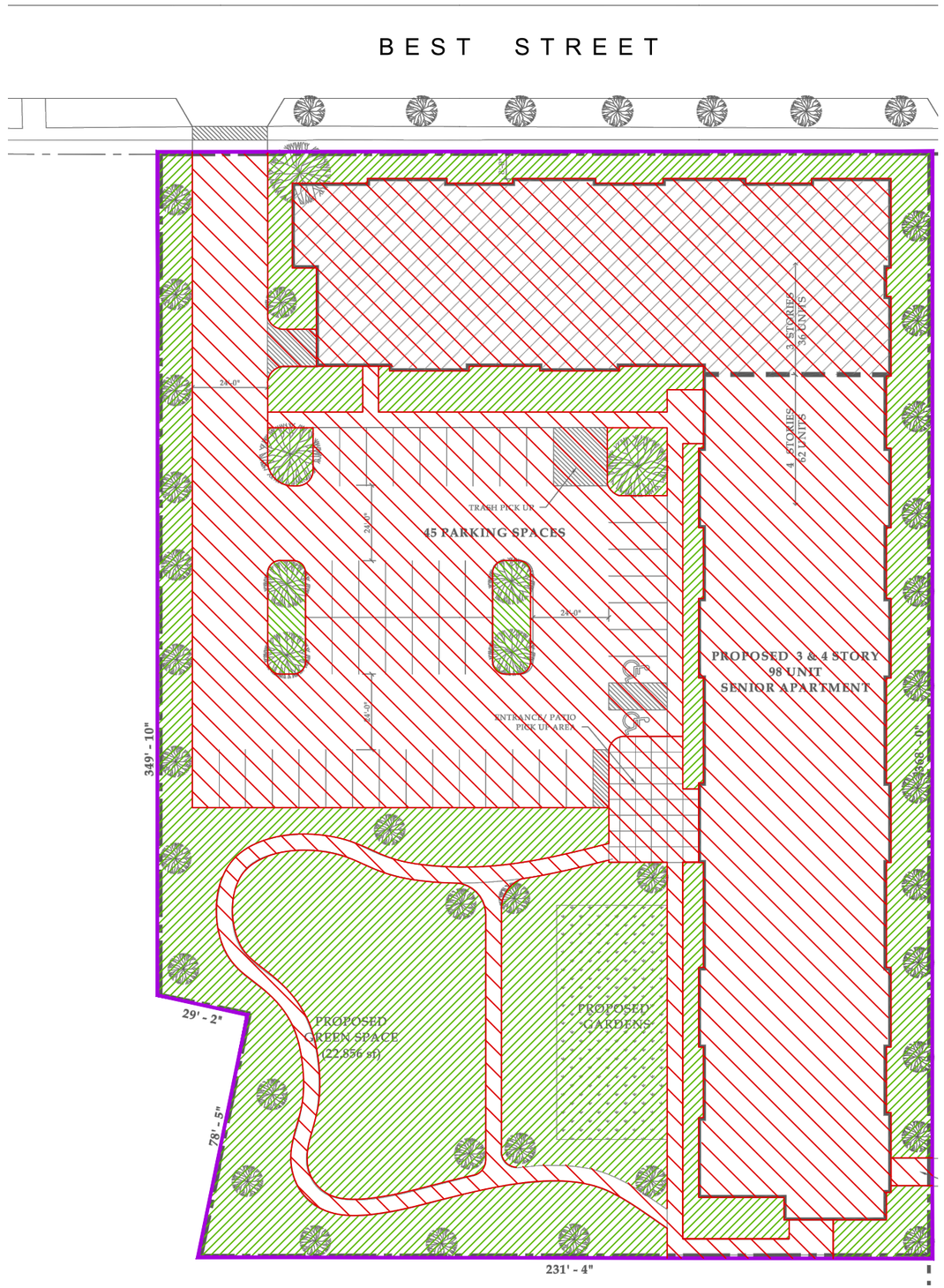

LEGEND

- APPROXIMATE SITE BOUNDARY
- CLEAN SOIL/STONE BACKFILL BENEATH BUILDINGS & HARDSCAPE TO MEET NEW DEVELOPMENT GRADES.
- CLEAN SOIL BACKFILL/ TOP SOIL TO MEET NEW DEVELOPMENT GRADES.

N

BE3CORP
BRIDGES ENGINEERING IN ENVIRONMENT & ENERGY

960 Busti Avenue
Suite B150
Buffalo, NY 14213
P: 716-362-6532

Figure 7 - RAWP Track 1
Unrestricted Use Remedy
Clean Backfill for New Development

Fomer Pilgrim Village
Senior Apartments
Site # C915363
Buffalo, New York 14209

Revisions

March 2021	SCALE: N/A	SHEET 1 OF 1

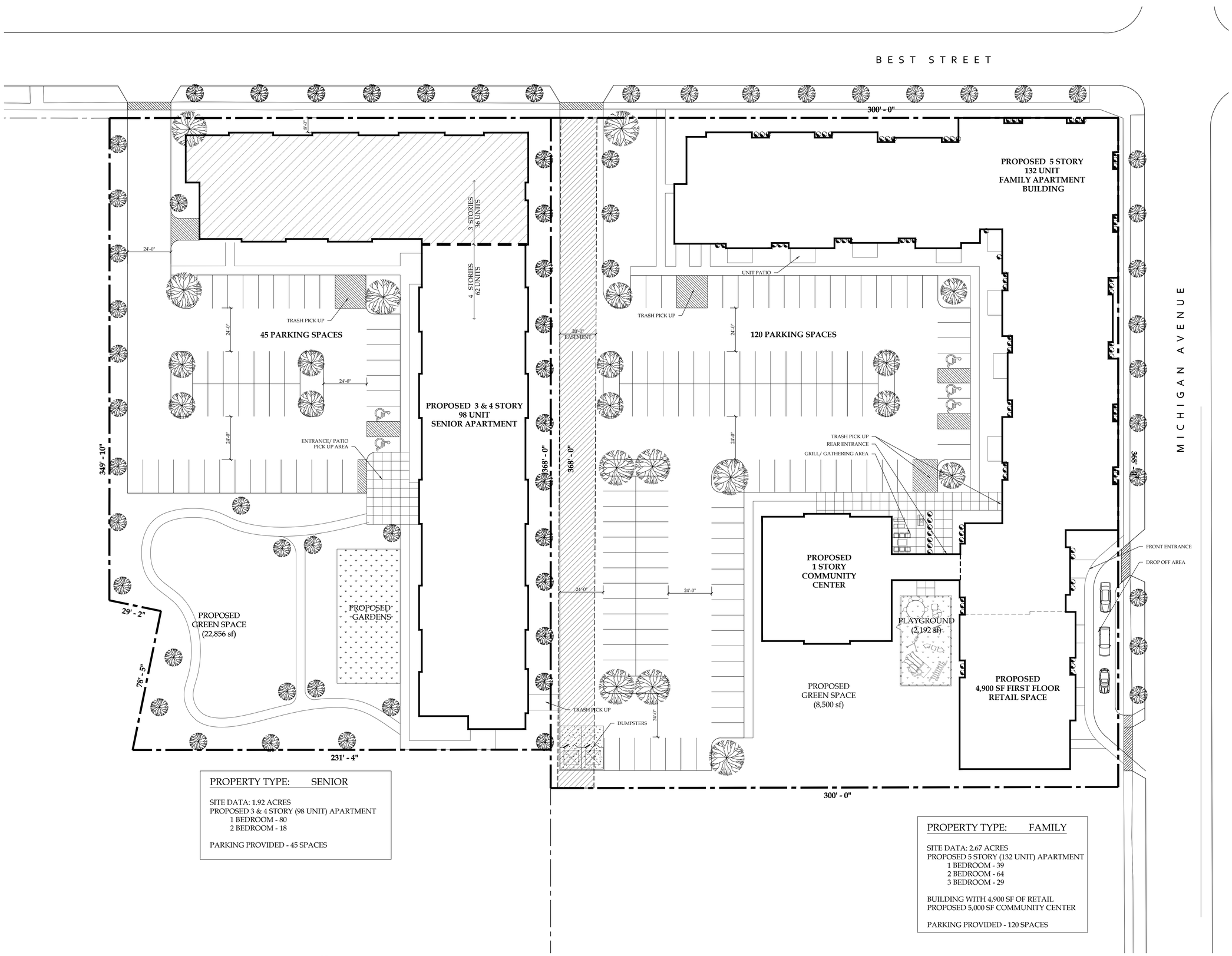

PROPERTY TYPE: SENIOR

SITE DATA: 1.92 ACRES
PROPOSED 3 & 4 STORY (98 UNIT) APARTMENT
1 BEDROOM - 80
2 BEDROOM - 18

PARKING PROVIDED - 45 SPACES

PROPERTY TYPE: FAMILY

SITE DATA: 2.67 ACRES
PROPOSED 5 STORY (132 UNIT) APARTMENT
1 BEDROOM - 39
2 BEDROOM - 64
3 BEDROOM - 29

BUILDING WITH 4,900 SF OF RETAIL
PROPOSED 5,000 SF COMMUNITY CENTER

PARKING PROVIDED - 120 SPACES

A1 MASTER PLAN
1"=20'-0"

N

NOTICE
This document, the property of, prepared and issued by the architect, is submitted for the specific project namely _____ and the recipient by accepting this document assumes custody and agrees that this document will not be copied or reproduced in part or in whole, and any special features peculiar to this design shall not be incorporated in any other project, unless prior agreement has been obtained in writing. These documents will be returned immediately upon completion of the project or upon the request of the architect.
This document is the exclusive property of the architect, no rights to ownership are transferable, or shall be lost by the filing of this document with any and all public authorities for the purpose of compliance with Codes and or Ordinances, i.e. Building Permit, etc.

SAA|EVI DEVELOPMENT

Pilgrim Village Master Plan

BUFFALO, NY

ISSUE:

SA PROJECT TEAM: PRINCIPAL P. Silvestri
PROJ. ARCH. _____ JOB CAPT. _____
INTERIORS _____ DRAFTER _____

SEAL:

TITLE:

MASTER PLAN

SILVESTRI ARCHITECTS • PC
1321 MILLERSPORT HWY
AMHERST, NY 14221
PH. 716.691.0900
FAX 716.691.4773

SA JOB #: 20000-00
DATE: 06-23-20
DRAWING #: AS-101

REMEDIATION FIGURES

BRYDGES ENGINEERING
IN ENVIRONMENT AND ENERGY, DPC

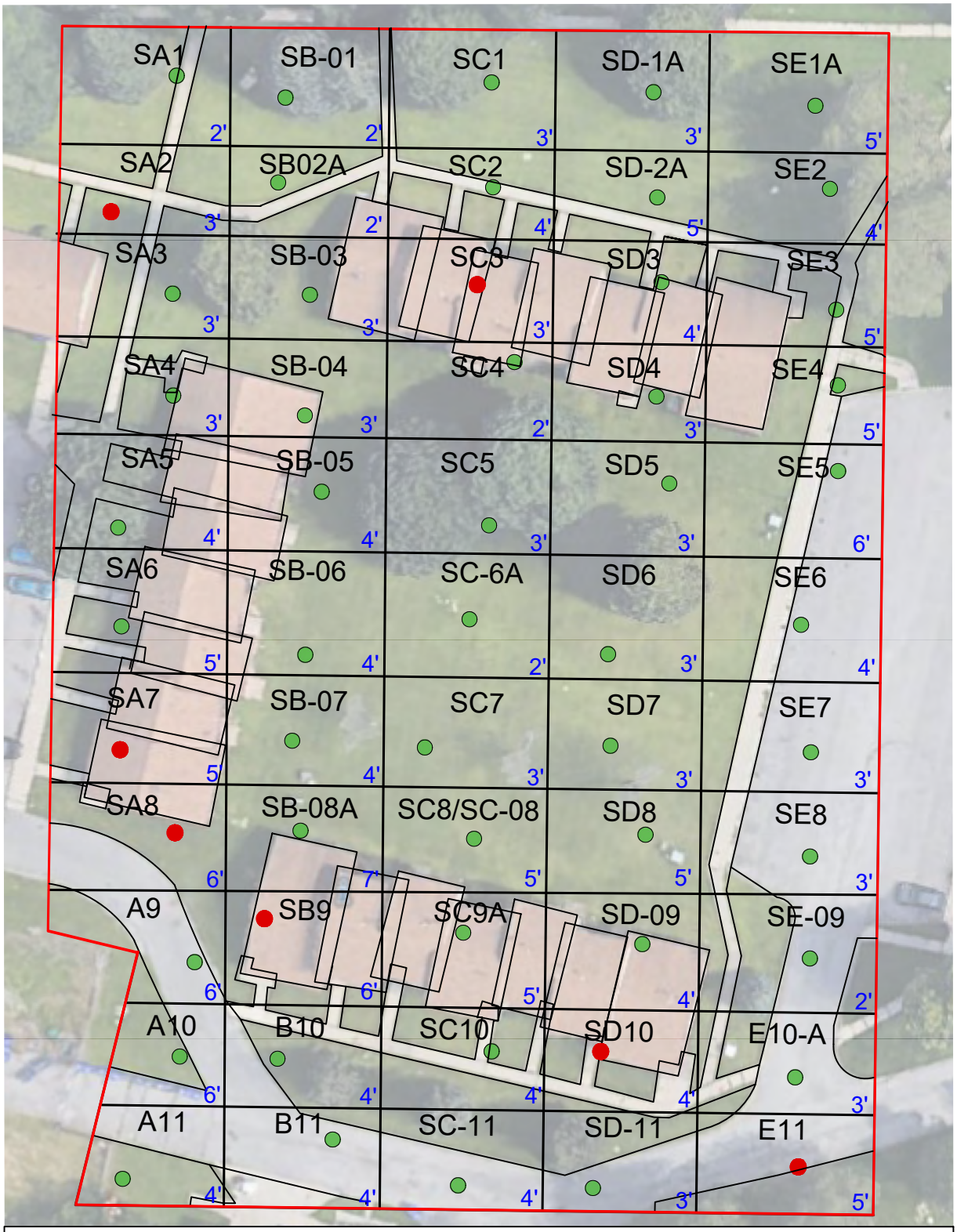

NOTE: See Table R1 for Sample Analytical Results

LEGEND

Passing Sample | Failed Sample | Site Boundary | SA1 Sample ID | 4' Approximate Depth of Excavation/Sample

JASON BRYDGES P.E.

BRYDGES ENGINEERING IN ENVIRONMENT AND ENERGY, DPC
960 BUSTI AVE, SUITE B-150
BUFFALO, NY 14213

BOTTOM CONFIRMATION SOIL SAMPLE LOCATION MAP

PILGRIM VILLAGE - SENIOR
951 ELLICOTT STREET
BUFFALO, NY 14209

Scale 1" = 50' | Page 1 of 1 | Dec-22

REVISIONS	
SD	8/22/2022
SD	9/12/2022
SD	10/3/2022
SD	10/4/2022
SD	12/4/2022

N

R1

NOTE: See Table R2 for Sample Analytical Results

LEGEND

Passing Sample | Failed Sample | Site Boundary | SSSW-1 Sample ID | 4' Approximate Depth of Excavation/Sample

JASON BRYDGES P.E

BRYDGES ENGINEERING IN ENVIRONMENT AND ENERGY, DPC
960 BUSTI AVE, SUITE B-150
BUFFALO, NY 14213

SIDEWALL CONFIRMATION SOIL SAMPLE LOCATIONS

PILGRIM VILLAGE - SENIOR
951 ELLICOTT STREET
BUFFALO, NY 14209

Scale 1" = 50' | Page 1 of 1 | Dec-22

REVISIONS	
SD	8/22/2022
SD	9/12/2022
SD	10/3/2022
SD	10/4/2022
SD	12/4/2022

N

R2

APPENDIX A

FER (ELECTRONIC COPY)

BRYDGES ENGINEERING
IN ENVIRONMENT AND ENERGY, DPC

APPENDIX B

IMPORTED CLEAN FILL CERTIFICATIONS & MANIFESTS

BRYDGES ENGINEERING
IN ENVIRONMENT AND ENERGY, DPC

NEW YORK STATE
DEPARTMENT OF ENVIRONMENTAL CONSERVATION

Request to Import/Reuse Fill or Soil

This form is based on the information required by DER-10, Section 5.4(e). Use of this form is not a substitute for reading the applicable Technical Guidance document.

SECTION 1 – SITE BACKGROUND

The allowable site use is: Unrestricted

Have Ecological Resources been identified? no

Is this soil originating from the site? no

How many cubic yards of soil will be imported/reused? >1000

If greater than 1000 cubic yards will be imported, enter volume to be imported: 11,525

SECTION 2 – MATERIAL OTHER THAN SOIL

Is the material to be imported gravel, rock or stone? yes

Does it contain less than 10%, by weight, material that would pass a size 80 sieve? no

Is this virgin material from a permitted mine or quarry? yes

Is this material recycled concrete or brick from a DEC registered processing facility? no

SECTION 3 - SAMPLING

Provide a brief description of the number and type of samples collected in the space below:

Not applicable, see attached.

Example Text: 5 discrete samples were collected and analyzed for VOCs. 2 composite samples were collected and analyzed for SVOCs, Inorganics & PCBs/Pesticides.

If the material meets requirements of DER-10 section 5.4(e)5 (other material), no chemical testing needed.

SECTION 3 CONT'D - SAMPLING

Provide a brief written summary of the sampling results or attach evaluation tables (compare to DER-10, Appendix 5):

Please see attached

Example Text: Arsenic was detected up to 17 ppm in 1 (of 5) samples; the allowable level is 16 ppm.

If Ecological Resources have been identified use the "If Ecological Resources are Present" column in Appendix 5.

SECTION 4 – SOURCE OF FILL

Name of person providing fill and relationship to the source:

David Youngblood, Quality Contry Manager

Location where fill was obtained:

400 Hinman Road, Lockport, New York, 14094

Identification of any state or local approvals as a fill source:

NYSDEC, NYSDOT (see attached)

If no approvals are available, provide a brief history of the use of the property that is the fill source:

Provide a list of supporting documentation included with this request:

The imported material is crusher run 2" stone from Holcim to be used as backfill at Former Pilgrim Village Apartments Site (C915362) and Former Pilgrim Village Senior Site (C915363).

The information provided on this form is accurate and complete.

Jesse Zientek Digitally signed by Jesse Zientek Date: 2022.02.16 12:22:41 -05'00'

Signature

2/28/2022

Date

Jesse Zientek

Print Name

BE3

Firm

HOLCIM

David Youngblood
400 Hinman Rd.
Lockport, NY 14094
571-752-1111-cell

2/18/2022

Kulbacks Inc

Att:
Re: Pilgrim Village
Email:

To whom it may concern:

This is to certify that the material being supplied to the above project conforms to the outlined NYSDOT requirements for 304-2.02 Bases and Subbases and 703.0201 Crushed Bedrock Below is the gradation for 2" ROC Subbase Course Type 2 Item # 304.12.

Location: Lockport
Material Type: 2" ROC

Source No. 5-5R
Test No. 21AR087
Geotech Source # 2985

Sieve Size	Weight	% Ret	% Pass	Spec
2"	0.0	0.0	100.0	100
1 1/2"	361.0	3.2	96.8	
1"	2143.2	19.0	77.8	
3/4"	1861.2	16.5	61.3	
1/2"	958.8	8.5	52.8	
1/4"	1759.7	15.6	37.2	25-60
1/8"	1049.0	9.3	27.9	
#20	1173.1	10.4	17.5	
#40	327.1	2.9	14.6	5-40
#80	372.2	3.3	11.3	
#200	304.6	2.7	8.6	0-10
pan	970.1	8.6		
Total	11280.0			

Sincerely,

David Youngblood
Quality Control Manager
Holcim Aggregates and Asphalt

CONSTRUCTION MATERIALS / NORTHERN DIVISION
PO Box 510 ~ 400 Hinman Road, Lockport, New York 14094
Office: (716) 439-1300 Fax: (716) 439-9447

NEW YORK STATE
DEPARTMENT OF ENVIRONMENTAL CONSERVATION

Request to Import/Reuse Fill or Soil

This form is based on the information required by DER-10, Section 5.4(e). Use of this form is not a substitute for reading the applicable Technical Guidance document.

SECTION 1 – SITE BACKGROUND

The allowable site use is: Unrestricted

Have Ecological Resources been identified? no

Is this soil originating from the site? no

How many cubic yards of soil will be imported/reused? >1000

If greater than 1000 cubic yards will be imported, enter volume to be imported: 11,525

SECTION 2 – MATERIAL OTHER THAN SOIL

Is the material to be imported gravel, rock or stone? yes

Does it contain less than 10%, by weight, material that would pass a size 80 sieve? Yes

Is this virgin material from a permitted mine or quarry? yes

Is this material recycled concrete or brick from a DEC registered processing facility? no

SECTION 3 - SAMPLING

Provide a brief description of the number and type of samples collected in the space below:

Not applicable, see attached.

Example Text: 5 discrete samples were collected and analyzed for VOCs. 2 composite samples were collected and analyzed for SVOCs, Inorganics & PCBs/Pesticides.

If the material meets requirements of DER-10 section 5.4(e)5 (other material), no chemical testing needed.

SECTION 3 CONT'D - SAMPLING

Provide a brief written summary of the sampling results or attach evaluation tables (compare to DER-10, Appendix 5):

Please see attached

Example Text: Arsenic was detected up to 17 ppm in 1 (of 5) samples; the allowable level is 16 ppm.

If Ecological Resources have been identified use the "If Ecological Resources are Present" column in Appendix 5.

SECTION 4 – SOURCE OF FILL

Name of person providing fill and relationship to the source:

David Youngblood, Quality Contry Manager

Location where fill was obtained:

400 Hinman Road, Lockport, New York, 14094

Identification of any state or local approvals as a fill source:

NYSDEC, NYSDOT (see attached)

If no approvals are available, provide a brief history of the use of the property that is the fill source:

Provide a list of supporting documentation included with this request:

The imported material is clean #1 stone from Holcim to be used as backfill at Former Pilgrim Village Apartments Site (C915362) and Former Pilgrim Village Senior Site (C915363).

The information provided on this form is accurate and complete.

Jesse Zientek Digitally signed by Jesse Zientek Date: 2022.02.16 12:22:41 -05'00'

Signature

2/28/2022

Date

Jesse Zientek

Print Name

BE3

Firm

HOLCIM

David Youngblood
400 Hinman Rd.
Lockport, NY 14094
571-752-1111-cell

2/18/22

Kulback Inc

Att:
Re: Pilgrim Village
Email:

To whom it may concern:

This is to certify that the material being supplied to the above project conforms to the outlined NYSDOT requirements for Section 703-02 Coarse Aggregate. Below is a gradation for NYSDOT Clear #1 Stone

Location: Lockport Source No. 5-5R
Material Type: NYSDOT #1 Stone Test No. 21AR087

Sieve Size	Weight	% Ret	% Pass	Spec
1"	0.0	0.0	100.0	100
3/4"	0.0	0.0	100.0	
1/2"	519.5	5.8	94.2	90-100
3/8"	3162.0	35.3	58.9	
1/4"	4201.1	46.9	12.0	0-15
#4	600.2	6.7	5.3	
#8	206.0	2.3	3.0	
pan	268.7	3.0		
Total	8957.6			

Sincerely,

David Youngblood
Quality Control Manager
Holcim Aggregates and Asphalt

From: Walia, Jaspal (DEC)
To: Jason Brydges
Subject: Request to import stones - Pilgrim Village Sites (C915362 and C915363)
Date: Tuesday, March 1, 2022 9:58:25 AM

CAUTION: This email originated from outside of the organization.

Hi Jason,

I have reviewed BE3's requests dated 2/28/22 to import crusher run 2" stone and #1 stone from Holcim facility at 400 Hinman Road, Lockport NY to the Pilgrim Village Sites (C915362 and C915363). The proposed materials are acceptable to be used at these BCP sites.

Thanks,

Jaspal

IMPORTED STONE FILL QUANTITIES FROM LAFARGE LOCKPORT (LL) QUARRY TO THE PILGRIM SITES

JOB	PROD	CUSTOMER	DATE	QUARRY	TONS	TICKET	BILL	HAULER
PILGRIM VILLAGE	CR2	KULBACKS	2/2/2022	LL	21.56	650838	715748558	BPT
PILGRIM VILLAGE	CR2	KULBACKS	2/2/2022	LL	21.66	650870	715748558	BPT
PILGRIM VILLAGE	CR2	KULBACKS	2/2/2022	LL	21.33	650893	715748558	BPT
PILGRIM VILLAGE	CR2	KULBACKS	2/2/2022	LL	21.8	650920	715748558	BPT
PILGRIM VILLAGE	CR2	KULBACKS	2/2/2022	LL	21.73	650951	715748558	BPT
PILGRIM VILLAGE	CR2	KULBACKS	2/2/2022	LL	21.16	650839	715748558	BPT
PILGRIM VILLAGE	CR2	KULBACKS	2/2/2022	LL	20.44	650863	715748558	BPT
PILGRIM VILLAGE	CR2	KULBACKS	2/2/2022	LL	20.54	650890	715748558	BPT
PILGRIM VILLAGE	CR2	KULBACKS	2/2/2022	LL	20.16	650929	715748558	BPT
PILGRIM VILLAGE	CR2	KULBACKS	2/7/2022	LL	21.83	650989	715756573	BPT
PILGRIM VILLAGE	CR2	KULBACKS	2/7/2022	LL	21.55	651009	715756573	BPT
PILGRIM VILLAGE	CR2	KULBACKS	2/7/2022	LL	21.91	651030	715756573	BPT
PILGRIM VILLAGE	CR2	KULBACKS	2/7/2022	LL	21.8	651046	715756573	BPT
PILGRIM VILLAGE	CR2	KULBACKS	2/7/2022	LL	21.73	651061	715756573	BPT
PILGRIM VILLAGE	CR2	KULBACKS	2/7/2022	LL	20.53	650990	715756573	BPT
PILGRIM VILLAGE	CR2	KULBACKS	2/7/2022	LL	20.38	651010	715756573	BPT
PILGRIM VILLAGE	CR2	KULBACKS	2/7/2022	LL	20.09	651029	715756573	BPT
PILGRIM VILLAGE	CR2	KULBACKS	2/7/2022	LL	20.12	651044	715756573	BPT
PILGRIM VILLAGE	CR2	KULBACKS	2/7/2022	LL	20.02	651059	715756573	BPT
PILGRIM VILLAGE	CR2	KULBACKS	2/9/2022	LL	20.79	651174	715763317	BPT
PILGRIM VILLAGE	CR2	KULBACKS	2/9/2022	LL	20.06	651190	715763317	BPT
PILGRIM VILLAGE	CR2	KULBACKS	2/9/2022	LL	20.89	651209	715763317	BPT
PILGRIM VILLAGE	CR2	KULBACKS	2/9/2022	LL	20.25	651230	715763317	BPT
PILGRIM VILLAGE	CR2	KULBACKS	2/9/2022	LL	21.89	651173	715763317	BPT
PILGRIM VILLAGE	CR2	KULBACKS	2/9/2022	LL	22.08	651193	715763317	BPT
PILGRIM VILLAGE	CR2	KULBACKS	2/9/2022	LL	22.09	651213	715763317	BPT
PILGRIM VILLAGE	CR2	KULBACKS	2/11/2022	LL	22.09	651411	715773905	PLI
PILGRIM VILLAGE	CR2	KULBACKS	2/14/2022	LL	22.41	651590	715777238	BPT
PILGRIM VILLAGE	CR2	KULBACKS	2/21/2022	LL	21.95	652090	715800440	PLI
PILGRIM VILLAGE	CR2	KULBACKS	2/21/2022	LL	22.43	652089	715800440	PLI
PILGRIM VILLAGE	ST34	KULBACKS	2/22/2022	LL	22.03	652241	715805188	NPW
PILGRIM VILLAGE	ST34	KULBACKS	2/22/2022	LL	21.19	652240	715805188	NPW
					Februrary Total (tons)		680.49	
PILGRIM VILLAGE	CR2	KULBACKS	3/8/2022	LL	20.48	653626	715858225	BPT
PILGRIM VILLAGE	CR2	KULBACKS	3/8/2022	LL	22.27	653624	715858225	NPW
PILGRIM VILLAGE	CR2	KULBACKS	3/8/2022	LL	20.84	653623	715858225	NPW
PILGRIM VILLAGE	ST34	KULBACKS	3/8/2022	LL	19.56	653666	715858225	PLI
PILGRIM VILLAGE	CR2	KULBACKS	3/9/2022	LL	22.56	653975	715862588	PLI
PILGRIM VILLAGE	ST34	KULBACKS	3/10/2022	LL	20.97	654012	715867121	BPT
PILGRIM VILLAGE	ST34	KULBACKS	3/10/2022	LL	21.43	654016	715867121	BPT
PILGRIM VILLAGE	ST34	KULBACKS	3/10/2022	LL	19.78	654019	715867121	JJ
PILGRIM VILLAGE	ST34	KULBACKS	3/10/2022	LL	16.46	654026	715867121	JJ
PILGRIM VILLAGE	ST34	KULBACKS	3/10/2022	LL	21.5	654035	715867121	NPW
PILGRIM VILLAGE	ST34	KULBACKS	3/10/2022	LL	22.62	653998	715867121	NPW
PILGRIM VILLAGE	ST34	KULBACKS	3/10/2022	LL	21.44	653997	715867121	NPW
PILGRIM VILLAGE	ST34	KULBACKS	3/10/2022	LL	23.32	654021	715867121	LLOYD
PILGRIM VILLAGE	CR2	KULBACKS	3/15/2022	LL	22.62	654862	715884544	PLI
PILGRIM VILLAGE	CR2	KULBACKS	3/15/2022	LL	22.15	654850	715884544	PLI
PILGRIM VILLAGE	CR2	KULBACKS	3/15/2022	LL	22.13	654851	715884544	PLI
PILGRIM VILLAGE	CR2	KULBACKS	3/15/2022	LL	21.01	654812	715884544	PLI
PILGRIM VILLAGE	CR2	KULBACKS	3/15/2022	LL	20.93	654852	715884544	PLI
PILGRIM VILLAGE	CR2	KULBACKS	3/15/2022	LL	22.13	654861	715884544	BPT
PILGRIM VILLAGE	CR2	KULBACKS	3/15/2022	LL	21.76	654846	715884544	BPT
PILGRIM VILLAGE	CR2	KULBACKS	3/15/2022	LL	21.18	654855	715884544	NPW
PILGRIM VILLAGE	CR2	KULBACKS	3/15/2022	LL	22.36	654871	715884544	NPW
PILGRIM VILLAGE	CR2	KULBACKS	3/15/2022	LL	21.23	654869	715884544	NPW
PILGRIM VILLAGE	CR2	KULBACKS	3/17/2022	LL	21.5	655193	715894996	BPT
PILGRIM VILLAGE	CR2	KULBACKS	3/17/2022	LL	22.19	655223	715894996	BPT
PILGRIM VILLAGE	CR2	KULBACKS	3/17/2022	LL	21.87	655174	715894996	BPT
PILGRIM VILLAGE	CR2	KULBACKS	3/17/2022	LL	22.14	655217	715894996	BPT
PILGRIM VILLAGE	CR2	KULBACKS	3/17/2022	LL	18.81	655201	715894996	JJ
PILGRIM VILLAGE	CR2	KULBACKS	3/17/2022	LL	20.79	655185	715894996	NPW
PILGRIM VILLAGE	CR2	KULBACKS	3/17/2022	LL	22.32	655194	715894996	NPW
PILGRIM VILLAGE	CR2	KULBACKS	3/17/2022	LL	22.09	655222	715894996	NPW
PILGRIM VILLAGE	CR2	KULBACKS	3/17/2022	LL	21.00	655227	715894996	NPW
PILGRIM VILLAGE	ST34	KULBACKS	3/17/2022	LL	22.19	655180	715894996	PLI

CARMEN M. PARISO, INC. HIRED TRUCKS -

PILGRIM VILLAGE	CR2	KULBACKS	3/24/2022	LL	20.79	656279	715924768	BPT
PILGRIM VILLAGE	CR2	KULBACKS	3/24/2022	LL	20.82	656340	715924768	BPT
PILGRIM VILLAGE	CR2	KULBACKS	3/25/2022	LL	39.22	656640	715950138	PLI
PILGRIM VILLAGE	CR2	KULBACKS	3/25/2022	LL	39.31	656681	715950138	PLI
PILGRIM VILLAGE	CR2	KULBACKS	3/25/2022	LL	39.00	656732	715950138	PLI
PILGRIM VILLAGE	CR2	KULBACKS	3/25/2022	LL	39.20	656786	715950138	PLI
PILGRIM VILLAGE	CR2	KULBACKS	3/25/2022	LL	38.52	656834	715950138	PLI
PILGRIM VILLAGE	CR2	KULBACKS	3/30/2022	LL	38.73	657092	715950139	PLI
PILGRIM VILLAGE	CR2	KULBACKS	3/30/2022	LL	38.72	657116	715950139	PLI
PILGRIM VILLAGE	CR2	KULBACKS	3/30/2022	LL	38.57	657157	715950139	PLI
PILGRIM VILLAGE	CR2	KULBACKS	3/30/2022	LL	38.22	657184	715950139	PLI
PILGRIM VILLAGE	CR2	KULBACKS	3/30/2022	LL	38.38	657225	715950139	PLI
PILGRIM VILLAGE	CR2	KULBACKS	3/30/2022	LL	39.27	657098	715950139	PLI
PILGRIM VILLAGE	CR2	KULBACKS	3/30/2022	LL	39.35	657122	715950139	PLI
PILGRIM VILLAGE	CR2	KULBACKS	3/30/2022	LL	39.18	657153	715950139	PLI
PILGRIM VILLAGE	CR2	KULBACKS	3/30/2022	LL	39.43	657190	715950139	PLI
PILGRIM VILLAGE	CR2	KULBACKS	3/30/2022	LL	38.84	657233	715950139	PLI
PILGRIM VILLAGE	CR6	KULBACKS	3/31/2022	LL	21.6	657462	715950139	SCHAFER
PILGRIM VILLAGE	CR6	KULBACKS	3/31/2022	LL	19.64	657469	715950139	BPT
PILGRIM VILLAGE	CR6	KULBACKS	3/31/2022	LL	21.35	657267	715950139	BTS
PILGRIM VILLAGE	CR6	KULBACKS	3/31/2022	LL	21.38	657302	715950139	BTS
PILGRIM VILLAGE	CR6	KULBACKS	3/31/2022	LL	20.96	657344	715950139	BTS
PILGRIM VILLAGE	CR6	KULBACKS	3/31/2022	LL	21.43	657394	715950139	BTS
PILGRIM VILLAGE	CR6	KULBACKS	3/31/2022	LL	22.41	657441	715950139	BTS
PILGRIM VILLAGE	CR6	KULBACKS	3/31/2022	LL	21.41	657417	715950139	PLI
PILGRIM VILLAGE	CR6	KULBACKS	3/31/2022	LL	21.06	657463	715950139	PLI
PILGRIM VILLAGE	CR6	KULBACKS	3/31/2022	LL	20.07	657433	715950139	PLI
PILGRIM VILLAGE	CR6	KULBACKS	3/31/2022	LL	22.77	657263	715950139	LLOYD
PILGRIM VILLAGE	CR6	KULBACKS	3/31/2022	LL	22.79	657299	715950139	LLOYD
PILGRIM VILLAGE	CR6	KULBACKS	3/31/2022	LL	22.32	657343	715950139	LLOYD
PILGRIM VILLAGE	CR6	KULBACKS	3/31/2022	LL	22.35	657393	715950139	LLOYD
PILGRIM VILLAGE	CR6	KULBACKS	3/31/2022	LL	21.85	657436	715950139	LLOYD
PILGRIM VILLAGE	CR6	KULBACKS	3/31/2022	LL	23.18	657395	715950139	LLOYD
PILGRIM VILLAGE	CR6	KULBACKS	3/31/2022	LL	23.07	657439	715950139	LLOYD
PILGRIM VILLAGE	CR2	KULBACKS	3/31/2022	LL	39.43	657274	715950139	PLI
PILGRIM VILLAGE	CR2	KULBACKS	3/31/2022	LL	39.46	657317	715950139	PLI
PILGRIM VILLAGE	CR2	KULBACKS	3/31/2022	LL	38.38	657366	715950139	PLI
PILGRIM VILLAGE	CR2	KULBACKS	3/31/2022	LL	39.42	657426	715950139	PLI
PILGRIM VILLAGE	CR2	KULBACKS	3/31/2022	LL	38.89	657468	715950139	PLI
PILGRIM VILLAGE	CR2	KULBACKS	3/31/2022	LL	38.87	657268	715950139	PLI
PILGRIM VILLAGE	CR2	KULBACKS	3/31/2022	LL	38.47	657305	715950139	PLI
PILGRIM VILLAGE	CR2	KULBACKS	3/31/2022	LL	39.04	657354	715950139	PLI
PILGRIM VILLAGE	CR2	KULBACKS	3/31/2022	LL	38.65	657412	715950139	PLI
PILGRIM VILLAGE	CR2	KULBACKS	3/31/2022	LL	38.35	657457	715950139	PLI
					March Total (tons)		2089.78	
PILGRIM VILLAGE	SCREEN	KULBACKS	4/1/2022	LL	22.26	657568	715962328	BPT
PILGRIM VILLAGE	SCREEN	KULBACKS	4/1/2022	LL	22.28	657607	715962328	BPT
PILGRIM VILLAGE	SCREEN	KULBACKS	4/1/2022	LL	21.05	657648	715962328	BPT
PILGRIM VILLAGE	SCREEN	KULBACKS	4/1/2022	LL	21.84	657550	715962328	BTS
PILGRIM VILLAGE	SCREEN	KULBACKS	4/1/2022	LL	21.64	657583	715962328	BTS
PILGRIM VILLAGE	SCREEN	KULBACKS	4/1/2022	LL	22.35	657617	715962328	BTS
PILGRIM VILLAGE	SCREEN	KULBACKS	4/1/2022	LL	22.95	657549	715962328	LLOYD
PILGRIM VILLAGE	SCREEN	KULBACKS	4/1/2022	LL	22.41	657582	715962328	LLOYD
PILGRIM VILLAGE	SCREEN	KULBACKS	4/1/2022	LL	23.37	657615	715962328	LLOYD
PILGRIM VILLAGE	CR6	KULBACKS	4/1/2022	LL	21.98	657479	715962328	BPT
PILGRIM VILLAGE	CR6	KULBACKS	4/1/2022	LL	21.82	657518	715962328	BPT
PILGRIM VILLAGE	CR6	KULBACKS	4/1/2022	LL	21.00	657480	715962328	BPT
PILGRIM VILLAGE	CR6	KULBACKS	4/1/2022	LL	20.48	657519	715962328	BPT
PILGRIM VILLAGE	CR6	KULBACKS	4/1/2022	LL	20.14	657560	715962328	BPT
PILGRIM VILLAGE	CR6	KULBACKS	4/1/2022	LL	20.11	657394	715962328	BPT
PILGRIM VILLAGE	CR6	KULBACKS	4/1/2022	LL	20.36	657635	715962328	BPT
PILGRIM VILLAGE	CR6	KULBACKS	4/1/2022	LL	21.02	657497	715962328	MARRAN
PILGRIM VILLAGE	CR6	KULBACKS	4/1/2022	LL	22.03	657527	715962328	MARRAN
PILGRIM VILLAGE	CR6	KULBACKS	4/1/2022	LL	21.70	657570	715962328	MARRAN
PILGRIM VILLAGE	CR6	KULBACKS	4/1/2022	LL	21.69	657606	715962328	MARRAN
PILGRIM VILLAGE	CR6	KULBACKS	4/1/2022	LL	21.62	657641	715962328	MARRAN
PILGRIM VILLAGE	CR6	KULBACKS	4/1/2022	LL	21.55	657495	715962328	QUIG
PILGRIM VILLAGE	CR6	KULBACKS	4/1/2022	LL	21.28	657520	715962328	QUIG
PILGRIM VILLAGE	CR6	KULBACKS	4/1/2022	LL	20.9	657558	715962328	QUIG

PILGRIM VILLAGE	CR6	KULBACKS	4/1/2022	LL	20.56	657591	715962328	QUIG
PILGRIM VILLAGE	CR6	KULBACKS	4/1/2022	LL	21.86	657626	715962328	QUIG
PILGRIM VILLAGE	CR6	KULBACKS	4/1/2022	LL	22.32	657476	715962328	BTS
PILGRIM VILLAGE	CR6	KULBACKS	4/1/2022	LL	22.52	657510	715962328	BTS
PILGRIM VILLAGE	CR6	KULBACKS	4/1/2022	LL	38.31	657494	715962328	PLI
PILGRIM VILLAGE	CR6	KULBACKS	4/1/2022	LL	37.76	657524	715962328	PLI
PILGRIM VILLAGE	CR6	KULBACKS	4/1/2022	LL	38.72	657569	715962328	PLI
PILGRIM VILLAGE	CR6	KULBACKS	4/1/2022	LL	37.71	657632	715962328	PLI
PILGRIM VILLAGE	CR6	KULBACKS	4/1/2022	LL	38.97	657496	715962328	PLI
PILGRIM VILLAGE	CR6	KULBACKS	4/1/2022	LL	38.87	657530	715962328	PLI
PILGRIM VILLAGE	CR6	KULBACKS	4/1/2022	LL	39.49	657573	715962328	PLI
PILGRIM VILLAGE	CR6	KULBACKS	4/1/2022	LL	38.39	657608	715962328	PLI
PILGRIM VILLAGE	CR6	KULBACKS	4/1/2022	LL	39.69	657647	715962328	PLI
PILGRIM VILLAGE	CR6	KULBACKS	4/1/2022	LL	23.46	657619	715962328	LLOYD
PILGRIM VILLAGE	CR6	KULBACKS	4/1/2022	LL	23.09	657584	715962328	LLOYD
PILGRIM VILLAGE	CR6	KULBACKS	4/1/2022	LL	22.3	657474	715962328	LLOYD
PILGRIM VILLAGE	CR6	KULBACKS	4/1/2022	LL	22.86	657509	715962328	LLOYD
PILGRIM VILLAGE	CR6	KULBACKS	4/4/2022	LL	21.37	657657	715967563	BPT
PILGRIM VILLAGE	CR6	KULBACKS	4/4/2022	LL	21.13	657684	715967563	BPT
PILGRIM VILLAGE	CR6	KULBACKS	4/4/2022	LL	22.04	657724	715967563	BPT
PILGRIM VILLAGE	CR6	KULBACKS	4/4/2022	LL	22.19	657768	715971858	BPT
PILGRIM VILLAGE	CR6	KULBACKS	4/4/2022	LL	21.79	657655	715967563	BTS
PILGRIM VILLAGE	CR6	KULBACKS	4/4/2022	LL	22.23	657681	715967563	BTS
PILGRIM VILLAGE	CR6	KULBACKS	4/4/2022	LL	21.41	657714	715967563	BTS
PILGRIM VILLAGE	CR6	KULBACKS	4/4/2022	LL	22.28	657748	715971858	BTS
PILGRIM VILLAGE	CR6	KULBACKS	4/4/2022	LL	21.17	657670	715967563	PLI
PILGRIM VILLAGE	CR6	KULBACKS	4/4/2022	LL	21.54	657704	715967563	PLI
PILGRIM VILLAGE	CR6	KULBACKS	4/4/2022	LL	21.98	657737	715967563	PLI
PILGRIM VILLAGE	CR6	KULBACKS	4/4/2022	LL	21.26	657777	715971858	PLI
PILGRIM VILLAGE	CR6	KULBACKS	4/4/2022	LL	21.46	657816	715971858	PLI
PILGRIM VILLAGE	CR6	KULBACKS	4/4/2022	LL	21.83	657743	715971858	PLI
PILGRIM VILLAGE	CR6	KULBACKS	4/4/2022	LL	22.11	657654	715967563	PLI
PILGRIM VILLAGE	CR6	KULBACKS	4/4/2022	LL	21.28	657677	715967563	PLI
PILGRIM VILLAGE	CR6	KULBACKS	4/4/2022	LL	22.11	657712	715967563	PLI
PILGRIM VILLAGE	CR6	KULBACKS	4/4/2022	LL	22.09	657747	715971858	PLI
PILGRIM VILLAGE	CR2	KULBACKS	4/4/2022	LL	38.32	657661	715967563	PLI
PILGRIM VILLAGE	CR2	KULBACKS	4/4/2022	LL	38.43	657691	715967563	PLI
PILGRIM VILLAGE	CR2	KULBACKS	4/4/2022	LL	38.39	657734	715967563	PLI
PILGRIM VILLAGE	CR2	KULBACKS	4/4/2022	LL	37.97	657776	715967563	PLI
PILGRIM VILLAGE	CR2	KULBACKS	4/4/2022	LL	38.62	657818	715967563	PLI
PILGRIM VILLAGE	CR2	KULBACKS	4/4/2022	LL	39.39	657662	715967563	PLI
PILGRIM VILLAGE	CR2	KULBACKS	4/4/2022	LL	39.10	657689	715967563	PLI
PILGRIM VILLAGE	CR2	KULBACKS	4/4/2022	LL	39.28	657730	715967563	PLI
PILGRIM VILLAGE	CR2	KULBACKS	4/4/2022	LL	39.12	657774	715967563	PLI
PILGRIM VILLAGE	CR2	KULBACKS	4/4/2022	LL	39.11	657817	715967563	PLI
PILGRIM VILLAGE	SCREEN	KULBACKS	4/12/2022	LL	20.47	658942	715998479	BRENON
PILGRIM VILLAGE	SCREEN	KULBACKS	4/12/2022	LL	20.21	658986	715998479	BRENON
PILGRIM VILLAGE	SCREEN	KULBACKS	4/12/2022	LL	19.31	659039	715998479	BRENON
PILGRIM VILLAGE	SCREEN	KULBACKS	4/12/2022	LL	19.24	659108	715998479	BRENON
PILGRIM VILLAGE	SCREEN	KULBACKS	4/12/2022	LL	20.04	659164	715998479	BRENON
PILGRIM VILLAGE	SCREEN	KULBACKS	4/12/2022	LL	21.23	658941	715998479	BRENON
PILGRIM VILLAGE	SCREEN	KULBACKS	4/12/2022	LL	21.19	658977	715998479	BRENON
PILGRIM VILLAGE	SCREEN	KULBACKS	4/12/2022	LL	19.18	659037	715998479	BRENON
PILGRIM VILLAGE	SCREEN	KULBACKS	4/12/2022	LL	19.47	659107	715998479	BRENON
PILGRIM VILLAGE	SCREEN	KULBACKS	4/12/2022	LL	20.23	659158	715998479	BRENON
PILGRIM VILLAGE	SCREEN	KULBACKS	4/12/2022	LL	19.78	658935	715998479	NPW
PILGRIM VILLAGE	SCREEN	KULBACKS	4/12/2022	LL	19.87	658974	715998479	NPW
PILGRIM VILLAGE	SCREEN	KULBACKS	4/12/2022	LL	18.12	659036	715998479	NPW
PILGRIM VILLAGE	SCREEN	KULBACKS	4/12/2022	LL	19.46	659101	715998479	NPW
PILGRIM VILLAGE	SCREEN	KULBACKS	4/12/2022	LL	20.33	658939	715998479	NPW
PILGRIM VILLAGE	SCREEN	KULBACKS	4/12/2022	LL	19.94	658975	715998479	NPW
PILGRIM VILLAGE	SCREEN	KULBACKS	4/12/2022	LL	18.32	659035	715998479	NPW
PILGRIM VILLAGE	SCREEN	KULBACKS	4/12/2022	LL	19.45	659096	715998479	NPW
PILGRIM VILLAGE	SCREEN	KULBACKS	4/12/2022	LL	19.53	659156	715998479	NPW
PILGRIM VILLAGE	SCREEN	KULBACKS	4/12/2022	LL	21.46	659162	715998479	NPW
PILGRIM VILLAGE	SCREEN	KULBACKS	4/12/2022	LL	19.23	659114	715998479	NPW
PILGRIM VILLAGE	SCREEN	KULBACKS	4/12/2022	LL	20.13	659166	715998479	NPW
PILGRIM VILLAGE	SCREEN	KULBACKS	4/12/2022	LL	21.18	658934	715998479	MARRAN
PILGRIM VILLAGE	SCREEN	KULBACKS	4/12/2022	LL	21.09	658968	715998479	MARRAN

PILGRIM VILLAGE	SCREEN	KULBACKS	4/12/2022	LL	20.05	659033	715998479	MARRAN
PILGRIM VILLAGE	SCREEN	KULBACKS	4/12/2022	LL	21.16	659152	715998479	MARRAN
PILGRIM VILLAGE	SCREEN	KULBACKS	4/12/2022	LL	20.00	659093	715998479	MARRAN
PILGRIM VILLAGE	SCREEN	KULBACKS	4/12/2022	LL	20.27	658929	715998479	JEFFORDS
PILGRIM VILLAGE	SCREEN	KULBACKS	4/12/2022	LL	20.01	658966	715998479	JEFFORDS
PILGRIM VILLAGE	SCREEN	KULBACKS	4/12/2022	LL	19.00	659031	715998479	JEFFORDS
PILGRIM VILLAGE	SCREEN	KULBACKS	4/12/2022	LL	18.74	659089	715998479	JEFFORDS
PILGRIM VILLAGE	SCREEN	KULBACKS	4/12/2022	LL	19.96	659157	715998479	JEFFORDS
PILGRIM VILLAGE	SCREEN	KULBACKS	4/12/2022	LL	21.59	658943	715998479	SILVER
PILGRIM VILLAGE	SCREEN	KULBACKS	4/12/2022	LL	21.27	658988	715998479	SILVER
PILGRIM VILLAGE	SCREEN	KULBACKS	4/12/2022	LL	18.95	659040	715998479	SILVER
PILGRIM VILLAGE	SCREEN	KULBACKS	4/12/2022	LL	20.51	659111	715998479	SILVER
PILGRIM VILLAGE	SCREEN	KULBACKS	4/13/2022	LL	19.65	659205	716001242	BRENON
PILGRIM VILLAGE	SCREEN	KULBACKS	4/13/2022	LL	20.33	659270	716001242	BRENON
PILGRIM VILLAGE	SCREEN	KULBACKS	4/13/2022	LL	20.32	659329	716001242	BRENON
PILGRIM VILLAGE	SCREEN	KULBACKS	4/13/2022	LL	21.63	659381	716001242	BRENON
PILGRIM VILLAGE	SCREEN	KULBACKS	4/13/2022	LL	21.78	659439	716001242	BRENON
PILGRIM VILLAGE	SCREEN	KULBACKS	4/13/2022	LL	22.31	659204	716001242	BRENON
PILGRIM VILLAGE	SCREEN	KULBACKS	4/13/2022	LL	21.68	659264	716001242	BRENON
PILGRIM VILLAGE	SCREEN	KULBACKS	4/13/2022	LL	21.88	659321	716001242	BRENON
PILGRIM VILLAGE	SCREEN	KULBACKS	4/13/2022	LL	22.49	649378	716001242	BRENON
PILGRIM VILLAGE	SCREEN	KULBACKS	4/13/2022	LL	22.11	659436	716001242	BRENON
PILGRIM VILLAGE	SCREEN	KULBACKS	4/13/2022	LL	21.04	659493	716001242	BRENON
PILGRIM VILLAGE	SCREEN	KULBACKS	4/13/2022	LL	20.25	659194	716001242	NPW
PILGRIM VILLAGE	SCREEN	KULBACKS	4/13/2022	LL	20.13	659257	716001242	NPW
PILGRIM VILLAGE	SCREEN	KULBACKS	4/13/2022	LL	20.46	659371	716001242	NPW
PILGRIM VILLAGE	SCREEN	KULBACKS	4/13/2022	LL	20.49	659366	716001242	NPW
PILGRIM VILLAGE	SCREEN	KULBACKS	4/13/2022	LL	20.58	659424	716001242	NPW
PILGRIM VILLAGE	SCREEN	KULBACKS	4/13/2022	LL	17.65	659485	716001242	NPW
PILGRIM VILLAGE	SCREEN	KULBACKS	4/13/2022	LL	20.09	659206	716001242	NPW
PILGRIM VILLAGE	SCREEN	KULBACKS	4/13/2022	LL	16.82	659266	716001242	NPW
PILGRIM VILLAGE	SCREEN	KULBACKS	4/13/2022	LL	20.01	659319	716001242	NPW
PILGRIM VILLAGE	SCREEN	KULBACKS	4/13/2022	LL	19.38	659375	716001242	NPW
PILGRIM VILLAGE	SCREEN	KULBACKS	4/13/2022	LL	19.56	659433	716001242	NPW
PILGRIM VILLAGE	SCREEN	KULBACKS	4/13/2022	LL	19.61	659200	716001242	NPW
PILGRIM VILLAGE	SCREEN	KULBACKS	4/13/2022	LL	18.14	659260	716001242	NPW
PILGRIM VILLAGE	SCREEN	KULBACKS	4/13/2022	LL	20.33	659314	716001242	NPW
PILGRIM VILLAGE	SCREEN	KULBACKS	4/13/2022	LL	20.26	659370	716001242	NPW
PILGRIM VILLAGE	SCREEN	KULBACKS	4/13/2022	LL	20.69	659428	716001242	NPW
PILGRIM VILLAGE	SCREEN	KULBACKS	4/13/2022	LL	19.44	659492	716001242	NPW
PILGRIM VILLAGE	SCREEN	KULBACKS	4/13/2022	LL	22.97	659201	716001242	LLOYD
PILGRIM VILLAGE	SCREEN	KULBACKS	4/13/2022	LL	21.39	659263	716001242	LLOYD
PILGRIM VILLAGE	SCREEN	KULBACKS	4/13/2022	LL	22.56	659334	716001242	LLOYD
PILGRIM VILLAGE	SCREEN	KULBACKS	4/13/2022	LL	21.37	659384	716001242	LLOYD
PILGRIM VILLAGE	SCREEN	KULBACKS	4/13/2022	LL	21.86	659441	716001242	LLOYD
PILGRIM VILLAGE	SCREEN	KULBACKS	4/13/2022	LL	20.94	649495	716001242	LLOYD
PILGRIM VILLAGE	SCREEN	KULBACKS	4/13/2022	LL	22.41	659202	716001242	LLOYD
PILGRIM VILLAGE	SCREEN	KULBACKS	4/13/2022	LL	23.06	659265	716001242	LLOYD
PILGRIM VILLAGE	SCREEN	KULBACKS	4/13/2022	LL	22.32	659347	716001242	LLOYD
PILGRIM VILLAGE	SCREEN	KULBACKS	4/13/2022	LL	23.27	659411	716001242	LLOYD
PILGRIM VILLAGE	SCREEN	KULBACKS	4/13/2022	LL	22.73	659471	716001242	LLOYD
PILGRIM VILLAGE	SCREEN	KULBACKS	4/13/2022	LL	22.76	659359	716001242	LLOYD
PILGRIM VILLAGE	SCREEN	KULBACKS	4/13/2022	LL	23.2	659431	716001242	LLOYD
PILGRIM VILLAGE	SCREEN	KULBACKS	4/13/2022	LL	21.25	659494	716001242	LLOYD
PILGRIM VILLAGE	SCREEN	KULBACKS	4/13/2022	LL	18.23	659250	716001242	MARRAN
PILGRIM VILLAGE	SCREEN	KULBACKS	4/13/2022	LL	20.83	659309	716001242	MARRAN
PILGRIM VILLAGE	SCREEN	KULBACKS	4/13/2022	LL	20.65	659368	716001242	MARRAN
PILGRIM VILLAGE	SCREEN	KULBACKS	4/13/2022	LL	21.47	659426	716001242	MARRAN
PILGRIM VILLAGE	SCREEN	KULBACKS	4/13/2022	LL	20.83	659486	716001242	MARRAN
PILGRIM VILLAGE	SCREEN	KULBACKS	4/14/2022	LL	20.57	659517	716006982	BPT
PILGRIM VILLAGE	SCREEN	KULBACKS	4/14/2022	LL	20.29	659568	716006982	BPT
PILGRIM VILLAGE	SCREEN	KULBACKS	4/14/2022	LL	18.8	659622	716006982	BPT
PILGRIM VILLAGE	SCREEN	KULBACKS	4/14/2022	LL	19.44	659691	716006982	BPT
PILGRIM VILLAGE	SCREEN	KULBACKS	4/14/2022	LL	18.9	659762	716006982	BPT
PILGRIM VILLAGE	SCREEN	KULBACKS	4/14/2022	LL	20.54	659830	716006982	BPT
PILGRIM VILLAGE	SCREEN	KULBACKS	4/14/2022	LL	21.01	659677	716006982	PLI
PILGRIM VILLAGE	SCREEN	KULBACKS	4/14/2022	LL	22.44	659748	716006982	PLI
PILGRIM VILLAGE	SCREEN	KULBACKS	4/14/2022	LL	21.79	659806	716006982	PLI
PILGRIM VILLAGE	SCREEN	KULBACKS	4/14/2022	LL	21.98	659508	716006982	PLI

PILGRIM VILLAGE	SCREEN	KULBACKS	4/14/2022	LL	22.22	659544	716006982	PLI
PILGRIM VILLAGE	SCREEN	KULBACKS	4/14/2022	LL	20.4	659599	716006982	PLI
PILGRIM VILLAGE	SCREEN	KULBACKS	4/14/2022	LL	20.56	659659	716006982	PLI
PILGRIM VILLAGE	SCREEN	KULBACKS	4/14/2022	LL	21.85	659731	716006982	PLI
PILGRIM VILLAGE	SCREEN	KULBACKS	4/14/2022	LL	22.15	659798	716006982	PLI
PILGRIM VILLAGE	SCREEN	KULBACKS	4/14/2022	LL	20.85	659532	716006982	SCHAFER
PILGRIM VILLAGE	SCREEN	KULBACKS	4/14/2022	LL	19.92	659580	716006982	SCHAFER
PILGRIM VILLAGE	SCREEN	KULBACKS	4/14/2022	LL	19.61	659650	716006982	SCHAFER
PILGRIM VILLAGE	SCREEN	KULBACKS	4/14/2022	LL	20.39	659719	716006982	SCHAFER
PILGRIM VILLAGE	SCREEN	KULBACKS	4/14/2022	LL	21.48	659785	716006982	SCHAFER
PILGRIM VILLAGE	SCREEN	KULBACKS	4/14/2022	LL	21.46	659849	716006982	SCHAFER
PILGRIM VILLAGE	SCREEN	KULBACKS	4/14/2022	LL	21.89	659826	716006982	SCHAFER
PILGRIM VILLAGE	SCREEN	KULBACKS	4/14/2022	LL	20.00	659536	716006982	CIMATO
PILGRIM VILLAGE	SCREEN	KULBACKS	4/14/2022	LL	20.25	659595	716006982	CIMATO
PILGRIM VILLAGE	SCREEN	KULBACKS	4/14/2022	LL	20.57	659657	716006982	CIMATO
PILGRIM VILLAGE	SCREEN	KULBACKS	4/14/2022	LL	20.87	659730	716006982	CIMATO
PILGRIM VILLAGE	SCREEN	KULBACKS	4/14/2022	LL	19.5	659797	716006982	CIMATO
PILGRIM VILLAGE	SCREEN	KULBACKS	4/14/2022	LL	21.63	659852	716006982	CIMATO
PILGRIM VILLAGE	SCREEN	KULBACKS	4/14/2022	LL	21.64	659509	716006982	NPW
PILGRIM VILLAGE	SCREEN	KULBACKS	4/14/2022	LL	21.39	659551	716006982	NPW
PILGRIM VILLAGE	SCREEN	KULBACKS	4/14/2022	LL	20.86	659603	716006982	NPW
PILGRIM VILLAGE	SCREEN	KULBACKS	4/14/2022	LL	21.8	659664	716006982	NPW
PILGRIM VILLAGE	SCREEN	KULBACKS	4/14/2022	LL	22.35	659737	716006982	NPW
PILGRIM VILLAGE	SCREEN	KULBACKS	4/14/2022	LL	21.65	659803	716006982	NPW
PILGRIM VILLAGE	SCREEN	KULBACKS	4/14/2022	LL	20.65	659499	716006982	NPW
PILGRIM VILLAGE	SCREEN	KULBACKS	4/14/2022	LL	20.56	659539	716006982	NPW
PILGRIM VILLAGE	SCREEN	KULBACKS	4/14/2022	LL	19.73	659581	716006982	NPW
PILGRIM VILLAGE	SCREEN	KULBACKS	4/14/2022	LL	20.13	659652	716006982	NPW
PILGRIM VILLAGE	SCREEN	KULBACKS	4/14/2022	LL	17.73	659788	716006982	NPW
PILGRIM VILLAGE	SCREEN	KULBACKS	4/14/2022	LL	20.86	659788	716006982	NPW
PILGRIM VILLAGE	SCREEN	KULBACKS	4/14/2022	LL	18.2	659516	716006982	NPW
PILGRIM VILLAGE	SCREEN	KULBACKS	4/14/2022	LL	18.21	659554	716006982	NPW
PILGRIM VILLAGE	SCREEN	KULBACKS	4/14/2022	LL	19.11	659605	716006982	NPW
PILGRIM VILLAGE	SCREEN	KULBACKS	4/14/2022	LL	20.42	659663	716006982	NPW
PILGRIM VILLAGE	SCREEN	KULBACKS	4/14/2022	LL	20.23	659738	716006982	NPW
PILGRIM VILLAGE	SCREEN	KULBACKS	4/14/2022	LL	19.18	659804	716006982	NPW
PILGRIM VILLAGE	SCREEN	KULBACKS	4/14/2022	LL	23.36	659522	716006982	LLOYD
PILGRIM VILLAGE	SCREEN	KULBACKS	4/14/2022	LL	22.05	659559	716006982	LLOYD
PILGRIM VILLAGE	SCREEN	KULBACKS	4/14/2022	LL	21.43	659614	716006982	LLOYD
PILGRIM VILLAGE	SCREEN	KULBACKS	4/14/2022	LL	23.35	659668	716006982	LLOYD
PILGRIM VILLAGE	SCREEN	KULBACKS	4/14/2022	LL	23.41	659743	716006982	LLOYD
PILGRIM VILLAGE	SCREEN	KULBACKS	4/14/2022	LL	22.71	659809	716006982	LLOYD
PILGRIM VILLAGE	SCREEN	KULBACKS	4/14/2022	LL	22.99	659496	716006982	LLOYD
PILGRIM VILLAGE	SCREEN	KULBACKS	4/14/2022	LL	21.71	659539	716006982	LLOYD
PILGRIM VILLAGE	SCREEN	KULBACKS	4/14/2022	LL	21.18	659587	716006982	LLOYD
PILGRIM VILLAGE	SCREEN	KULBACKS	4/14/2022	LL	20.2	659651	716006982	LLOYD
PILGRIM VILLAGE	SCREEN	KULBACKS	4/14/2022	LL	22.71	659717	716006982	LLOYD
PILGRIM VILLAGE	SCREEN	KULBACKS	4/14/2022	LL	22.6	659781	716006982	LLOYD
PILGRIM VILLAGE	SCREEN	KULBACKS	4/14/2022	LL	22.74	659845	716006982	LLOYD
PILGRIM VILLAGE	SCREEN	KULBACKS	4/14/2022	LL	20.64	659558	716006982	MARRAN
PILGRIM VILLAGE	SCREEN	KULBACKS	4/14/2022	LL	20.75	659615	716006982	MARRAN
PILGRIM VILLAGE	SCREEN	KULBACKS	4/14/2022	LL	20.64	659675	716006982	MARRAN
PILGRIM VILLAGE	SCREEN	KULBACKS	4/14/2022	LL	22.1	659675	716006982	MARRAN
PILGRIM VILLAGE	SCREEN	KULBACKS	4/14/2022	LL	22.1	659757	716006982	MARRAN
PILGRIM VILLAGE	SCREEN	KULBACKS	4/14/2022	LL	22.62	659504	716006982	BRENON
PILGRIM VILLAGE	SCREEN	KULBACKS	4/14/2022	LL	20.43	659541	716006982	BRENON
PILGRIM VILLAGE	SCREEN	KULBACKS	4/14/2022	LL	21.51	659592	716006982	BRENON
PILGRIM VILLAGE	SCREEN	KULBACKS	4/14/2022	LL	21.97	659656	716006982	BRENON
PILGRIM VILLAGE	SCREEN	KULBACKS	4/14/2022	LL	22.09	659734	716006982	BRENON
PILGRIM VILLAGE	SCREEN	KULBACKS	4/14/2022	LL	23.03	659784	716006982	BRENON
PILGRIM VILLAGE	SCREEN	KULBACKS	4/14/2022	LL	21.82	659847	716006982	BRENON
PILGRIM VILLAGE	SCREEN	KULBACKS	4/14/2022	LL	21.06	659512	716006982	BRENON
PILGRIM VILLAGE	SCREEN	KULBACKS	4/14/2022	LL	20.95	659553	716006982	BRENON
PILGRIM VILLAGE	SCREEN	KULBACKS	4/14/2022	LL	20.46	659609	716006982	BRENON
PILGRIM VILLAGE	SCREEN	KULBACKS	4/14/2022	LL	20.41	659670	716006982	BRENON
PILGRIM VILLAGE	SCREEN	KULBACKS	4/14/2022	LL	21.62	659745	716006982	BRENON
PILGRIM VILLAGE	SCREEN	KULBACKS	4/14/2022	LL	20.93	659811	716006982	BRENON
PILGRIM VILLAGE	SCREEN	KULBACKS	4/15/2022	LL	21.6	659820	716016158	BPT
PILGRIM VILLAGE	SCREEN	KULBACKS	4/15/2022	LL	19.7	659921	716016158	BPT

PILGRIM VILLAGE	SCREEN	KULBACKS	4/15/2022	LL	19.63	659985	716016158	BPT
PILGRIM VILLAGE	SCREEN	KULBACKS	4/15/2022	LL	20.19	660042	716016158	BPT
PILGRIM VILLAGE	SCREEN	KULBACKS	4/15/2022	LL	19.88	660099	716016158	BPT
PILGRIM VILLAGE	SCREEN	KULBACKS	4/15/2022	LL	20.21	659886	716016158	SCHAFER
PILGRIM VILLAGE	SCREEN	KULBACKS	4/15/2022	LL	20.79	659945	716016158	SCHAFER
PILGRIM VILLAGE	SCREEN	KULBACKS	4/15/2022	LL	20.65	660008	716016158	SCHAFER
PILGRIM VILLAGE	SCREEN	KULBACKS	4/15/2022	LL	20.47	660071	716016158	SCHAFER
PILGRIM VILLAGE	SCREEN	KULBACKS	4/15/2022	LL	20.54	659888	716016158	SCHAFER
PILGRIM VILLAGE	SCREEN	KULBACKS	4/15/2022	LL	21.05	659930	716016158	SCHAFER
PILGRIM VILLAGE	SCREEN	KULBACKS	4/15/2022	LL	21.04	659987	716016158	SCHAFER
PILGRIM VILLAGE	SCREEN	KULBACKS	4/15/2022	LL	21.55	660044	716016158	SCHAFER
PILGRIM VILLAGE	SCREEN	KULBACKS	4/15/2022	LL	20.91	660101	716016158	SCHAFER
PILGRIM VILLAGE	SCREEN	KULBACKS	4/15/2022	LL	21.9	659891	716016158	SCHAFER
PILGRIM VILLAGE	SCREEN	KULBACKS	4/15/2022	LL	21.58	659947	716016158	SCHAFER
PILGRIM VILLAGE	SCREEN	KULBACKS	4/15/2022	LL	20.88	660016	716016158	SCHAFER
PILGRIM VILLAGE	SCREEN	KULBACKS	4/15/2022	LL	21.34	660069	716016158	SCHAFER
PILGRIM VILLAGE	SCREEN	KULBACKS	4/15/2022	LL	20.92	659889	716016158	CIMATO
PILGRIM VILLAGE	SCREEN	KULBACKS	4/15/2022	LL	20.13	659938	716016158	CIMATO
PILGRIM VILLAGE	SCREEN	KULBACKS	4/15/2022	LL	19.83	660005	716016158	CIMATO
PILGRIM VILLAGE	SCREEN	KULBACKS	4/15/2022	LL	21.2	660052	716016158	CIMATO
PILGRIM VILLAGE	SCREEN	KULBACKS	4/15/2022	LL	23.03	659866	716016158	BRENON
PILGRIM VILLAGE	SCREEN	KULBACKS	4/15/2022	LL	22.44	659908	716016158	BRENON
PILGRIM VILLAGE	SCREEN	KULBACKS	4/15/2022	LL	21.58	659967	716016158	BRENON
PILGRIM VILLAGE	SCREEN	KULBACKS	4/15/2022	LL	22.77	660028	716016158	BRENON
PILGRIM VILLAGE	SCREEN	KULBACKS	4/15/2022	LL	22.84	660081	716016158	BRENON
PILGRIM VILLAGE	SCREEN	KULBACKS	4/15/2022	LL	20.71	659878	716016158	NPW
PILGRIM VILLAGE	SCREEN	KULBACKS	4/15/2022	LL	20.74	659918	716016158	NPW
PILGRIM VILLAGE	SCREEN	KULBACKS	4/15/2022	LL	19.79	659976	716016158	NPW
PILGRIM VILLAGE	SCREEN	KULBACKS	4/15/2022	LL	19.86	660032	716016158	NPW
PILGRIM VILLAGE	SCREEN	KULBACKS	4/15/2022	LL	19.22	660088	716016158	NPW
PILGRIM VILLAGE	SCREEN	KULBACKS	4/15/2022	LL	22.06	659871	716016158	NPW
PILGRIM VILLAGE	SCREEN	KULBACKS	4/15/2022	LL	22.03	659913	716016158	NPW
PILGRIM VILLAGE	SCREEN	KULBACKS	4/15/2022	LL	21.57	659978	716016158	NPW
PILGRIM VILLAGE	SCREEN	KULBACKS	4/15/2022	LL	20.98	660035	716016158	NPW
PILGRIM VILLAGE	SCREEN	KULBACKS	4/15/2022	LL	21.27	660090	716016158	NPW
PILGRIM VILLAGE	SCREEN	KULBACKS	4/15/2022	LL	20.15	659873	716016158	NPW
PILGRIM VILLAGE	SCREEN	KULBACKS	4/15/2022	LL	19.9	659917	716016158	NPW
PILGRIM VILLAGE	SCREEN	KULBACKS	4/15/2022	LL	20.05	659974	716016158	NPW
PILGRIM VILLAGE	SCREEN	KULBACKS	4/15/2022	LL	19.29	660033	716016158	NPW
PILGRIM VILLAGE	SCREEN	KULBACKS	4/15/2022	LL	19.28	660086	716016158	NPW
PILGRIM VILLAGE	SCREEN	KULBACKS	4/15/2022	LL	22.55	659868	716016158	LLOYD
PILGRIM VILLAGE	SCREEN	KULBACKS	4/15/2022	LL	23.04	659910	716016158	LLOYD
PILGRIM VILLAGE	SCREEN	KULBACKS	4/15/2022	LL	22.67	659970	716016158	LLOYD
PILGRIM VILLAGE	SCREEN	KULBACKS	4/15/2022	LL	23.15	660029	716016158	LLOYD
PILGRIM VILLAGE	SCREEN	KULBACKS	4/15/2022	LL	22.31	660082	716016158	LLOYD
PILGRIM VILLAGE	SCREEN	KULBACKS	4/15/2022	LL	20.37	659892	716016158	MARRAN
PILGRIM VILLAGE	SCREEN	KULBACKS	4/15/2022	LL	21.04	659943	716016158	MARRAN
PILGRIM VILLAGE	SCREEN	KULBACKS	4/15/2022	LL	20.88	660010	716016158	MARRAN
PILGRIM VILLAGE	SCREEN	KULBACKS	4/15/2022	LL	21.45	660074	716016158	MARRAN
PILGRIM VILLAGE	SCREEN	KULBACKS	4/15/2022	LL	19.98	659876	716016158	JEFFORDS
PILGRIM VILLAGE	SCREEN	KULBACKS	4/15/2022	LL	19.96	659926	716016158	JEFFORDS
PILGRIM VILLAGE	SCREEN	KULBACKS	4/15/2022	LL	19.69	659991	716016158	JEFFORDS
PILGRIM VILLAGE	SCREEN	KULBACKS	4/15/2022	LL	19.95	660045	716016158	JEFFORDS
PILGRIM VILLAGE	SCREEN	KULBACKS	4/15/2022	LL	18.98	660103	716016158	JEFFORDS
PILGRIM VILLAGE	SCREEN	KULBACKS	4/18/2022	LL	20.66	660180	716066319	MARRAN
PILGRIM VILLAGE	SCREEN	KULBACKS	4/18/2022	LL	21.31	660244	716036223	MARRAN
PILGRIM VILLAGE	SCREEN	KULBACKS	4/18/2022	LL	21.2	660325	716036223	MARRAN
PILGRIM VILLAGE	SCREEN	KULBACKS	4/18/2022	LL	21.06	660425	716036223	MARRAN
PILGRIM VILLAGE	SCREEN	KULBACKS	4/18/2022	LL	20.67	660496	716036223	MARRAN
PILGRIM VILLAGE	SCREEN	KULBACKS	4/18/2022	LL	20.15	660169	716036223	BPT
PILGRIM VILLAGE	SCREEN	KULBACKS	4/18/2022	LL	22.28	660236	716036223	BPT
PILGRIM VILLAGE	SCREEN	KULBACKS	4/18/2022	LL	21.89	660320	716036223	BPT
PILGRIM VILLAGE	SCREEN	KULBACKS	4/18/2022	LL	21.87	660397	716036223	BPT
PILGRIM VILLAGE	SCREEN	KULBACKS	4/18/2022	LL	22.09	660479	716036223	BPT
PILGRIM VILLAGE	SCREEN	KULBACKS	4/18/2022	LL	18.22	660163	716036223	BPT
PILGRIM VILLAGE	SCREEN	KULBACKS	4/18/2022	LL	19.79	660229	716036223	BPT
PILGRIM VILLAGE	SCREEN	KULBACKS	4/18/2022	LL	20.7	660303	716036223	BPT
PILGRIM VILLAGE	SCREEN	KULBACKS	4/18/2022	LL	20.23	660392	716036223	BPT
PILGRIM VILLAGE	SCREEN	KULBACKS	4/18/2022	LL	20.11	660474	716036223	BPT

CARMEN M. PARISO, INC. HIRED TRUCKS -

PILGRIM VILLAGE	SCREEN	KULBACKS	4/18/2022	LL	21.95	660184	716036223	BPT
PILGRIM VILLAGE	SCREEN	KULBACKS	4/18/2022	LL	21.74	660253	716036223	BPT
PILGRIM VILLAGE	SCREEN	KULBACKS	4/18/2022	LL	19.47	660349	716069874	BPT
PILGRIM VILLAGE	SCREEN	KULBACKS	4/18/2022	LL	20.17	660179	716036223	MARRAN
PILGRIM VILLAGE	SCREEN	KULBACKS	4/18/2022	LL	21.58	660243	716036223	MARRAN
PILGRIM VILLAGE	SCREEN	KULBACKS	4/18/2022	LL	21.18	660330	716036223	MARRAN
PILGRIM VILLAGE	SCREEN	KULBACKS	4/18/2022	LL	21.1	660423	716036223	MARRAN
PILGRIM VILLAGE	SCREEN	KULBACKS	4/18/2022	LL	20.69	660494	716036223	MARRAN
PILGRIM VILLAGE	SCREEN	KULBACKS	4/18/2022	LL	22.7	660151	716036223	LLOYD
PILGRIM VILLAGE	SCREEN	KULBACKS	4/18/2022	LL	23.36	660208	716036223	LLOYD
PILGRIM VILLAGE	SCREEN	KULBACKS	4/18/2022	LL	23.4	660276	716036223	LLOYD
PILGRIM VILLAGE	SCREEN	KULBACKS	4/18/2022	LL	23.22	660355	716069874	LLOYD
PILGRIM VILLAGE	SCREEN	KULBACKS	4/18/2022	LL	22.00	660431	716036223	LLOYD
PILGRIM VILLAGE	SCREEN	KULBACKS	4/18/2022	LL	22.29	660498	716036223	LLOYD
PILGRIM VILLAGE	SCREEN	KULBACKS	4/18/2022	LL	20.96	660157	716036223	LLOYD
PILGRIM VILLAGE	SCREEN	KULBACKS	4/18/2022	LL	21.67	660216	716036223	LLOYD
PILGRIM VILLAGE	SCREEN	KULBACKS	4/18/2022	LL	23.07	660287	716036223	LLOYD
PILGRIM VILLAGE	SCREEN	KULBACKS	4/18/2022	LL	21.77	660366	716036223	LLOYD
PILGRIM VILLAGE	SCREEN	KULBACKS	4/18/2022	LL	21.97	660441	716036223	LLOYD
PILGRIM VILLAGE	SCREEN	KULBACKS	4/18/2022	LL	21.98	660512	716036223	LLOYD
PILGRIM VILLAGE	SCREEN	KULBACKS	4/18/2022	LL	20.9	660153	716036223	LLOYD
PILGRIM VILLAGE	SCREEN	KULBACKS	4/18/2022	LL	22.65	660210	716036223	LLOYD
PILGRIM VILLAGE	SCREEN	KULBACKS	4/18/2022	LL	23.21	660281	716036223	LLOYD
PILGRIM VILLAGE	SCREEN	KULBACKS	4/18/2022	LL	22.07	660360	716036223	LLOYD
PILGRIM VILLAGE	SCREEN	KULBACKS	4/18/2022	LL	21.92	660501	716036223	LLOYD
PILGRIM VILLAGE	SCREEN	KULBACKS	4/18/2022	LL	22.79	660435	716036223	LLOYD
PILGRIM VILLAGE	SCREEN	KULBACKS	4/18/2022	LL	21.46	660181	716036223	CIMATO
PILGRIM VILLAGE	SCREEN	KULBACKS	4/18/2022	LL	20.64	660256	716036223	CIMATO
PILGRIM VILLAGE	SCREEN	KULBACKS	4/18/2022	LL	21.66	660342	716036223	CIMATO
PILGRIM VILLAGE	SCREEN	KULBACKS	4/18/2022	LL	21.72	660421	716036223	CIMATO
PILGRIM VILLAGE	SCREEN	KULBACKS	4/18/2022	LL	21.36	660492	716036223	CIMATO
PILGRIM VILLAGE	SCREEN	KULBACKS	4/18/2022	LL	21.95	660172	716036223	NPW
PILGRIM VILLAGE	SCREEN	KULBACKS	4/18/2022	LL	20.5	660239	716036223	NPW
PILGRIM VILLAGE	SCREEN	KULBACKS	4/18/2022	LL	22.16	660313	716036223	NPW
PILGRIM VILLAGE	SCREEN	KULBACKS	4/18/2022	LL	21.94	660396	716036223	NPW
PILGRIM VILLAGE	SCREEN	KULBACKS	4/18/2022	LL	21.05	660472	716036223	NPW
PILGRIM VILLAGE	SCREEN	KULBACKS	4/18/2022	LL	20.56	660408	716036223	NPW
PILGRIM VILLAGE	SCREEN	KULBACKS	4/18/2022	LL	16.97	660258	716036223	NPW
PILGRIM VILLAGE	SCREEN	KULBACKS	4/18/2022	LL	20.76	660335	716036223	NPW
PILGRIM VILLAGE	SCREEN	KULBACKS	4/18/2022	LL	20.56	660167	716036223	NPW
PILGRIM VILLAGE	SCREEN	KULBACKS	4/18/2022	LL	20.56	660487	716036223	NPW
PILGRIM VILLAGE	SCREEN	KULBACKS	4/18/2022	LL	19.51	660150	716030723	NPW
PILGRIM VILLAGE	SCREEN	KULBACKS	4/18/2022	LL	19.07	660211	716036223	NPW
PILGRIM VILLAGE	SCREEN	KULBACKS	4/18/2022	LL	18.44	660394	716036223	NPW
PILGRIM VILLAGE	SCREEN	KULBACKS	4/18/2022	LL	18.45	660467	716036223	NPW
PILGRIM VILLAGE	SCREEN	KULBACKS	4/18/2022	LL	18.86	660535	716036223	NPW
PILGRIM VILLAGE	SCREEN	KULBACKS	4/18/2022	LL	20.57	660156	716036223	NPW
PILGRIM VILLAGE	SCREEN	KULBACKS	4/18/2022	LL	22.49	660215	716036223	NPW
PILGRIM VILLAGE	SCREEN	KULBACKS	4/18/2022	LL	22.49	660297	716036223	NPW
PILGRIM VILLAGE	SCREEN	KULBACKS	4/18/2022	LL	21.32	660377	716036223	NPW
PILGRIM VILLAGE	SCREEN	KULBACKS	4/18/2022	LL	21.31	660453	716036223	NPW
PILGRIM VILLAGE	SCREEN	KULBACKS	4/18/2022	LL	21.21	660522	716036223	NPW
PILGRIM VILLAGE	SCREEN	KULBACKS	4/18/2022	LL	19.02	660165	716036223	NPW
PILGRIM VILLAGE	SCREEN	KULBACKS	4/18/2022	LL	20.42	660230	716036223	NPW
PILGRIM VILLAGE	SCREEN	KULBACKS	4/18/2022	LL	20.7	660309	716036223	NPW
PILGRIM VILLAGE	SCREEN	KULBACKS	4/18/2022	LL	20.29	660393	716036223	NPW
PILGRIM VILLAGE	SCREEN	KULBACKS	4/18/2022	LL	19.77	660468	716036223	NPW
PILGRIM VILLAGE	SCREEN	KULBACKS	4/18/2022	LL	19.16	660531	716036223	NPW
PILGRIM VILLAGE	SCREEN	KULBACKS	4/18/2022	LL	21.23	660144	716036223	BRENON
PILGRIM VILLAGE	SCREEN	KULBACKS	4/18/2022	LL	22.73	660202	716036223	BRENON
PILGRIM VILLAGE	SCREEN	KULBACKS	4/18/2022	LL	22.86	660267	716036223	BRENON
PILGRIM VILLAGE	SCREEN	KULBACKS	4/18/2022	LL	21.94	660341	716036223	BRENON
PILGRIM VILLAGE	SCREEN	KULBACKS	4/18/2022	LL	22.29	660407	716036223	BRENON
PILGRIM VILLAGE	SCREEN	KULBACKS	4/18/2022	LL	21.92	660486	716036223	BRENON
PILGRIM VILLAGE	SCREEN	KULBACKS	4/18/2022	LL	21.04	660148	716036223	BRENON
PILGRIM VILLAGE	SCREEN	KULBACKS	4/18/2022	LL	20.39	660205	716036223	BRENON
PILGRIM VILLAGE	SCREEN	KULBACKS	4/18/2022	LL	21.58	660273	716036223	BRENON
PILGRIM VILLAGE	SCREEN	KULBACKS	4/18/2022	LL	21.46	660353	716069874	BRENON
PILGRIM VILLAGE	SCREEN	KULBACKS	4/18/2022	LL	21.32	660432	716036223	BRENON

CARMEN M. PARISO, INC. HIRED TRUCKS -

PILGRIM VILLAGE	SCREEN	KULBACKS	4/18/2022	LL	20.76	660500	716036223	BRENON
PILGRIM VILLAGE	SCREEN	KULBACKS	4/18/2022	LL	20.25	660237	716036223	DORAN
PILGRIM VILLAGE	SCREEN	KULBACKS	4/18/2022	LL	20.14	660316	716069874	DORAN
PILGRIM VILLAGE	SCREEN	KULBACKS	4/18/2022	LL	17.48	660429	716036223	DORAN
PILGRIM VILLAGE	SCREEN	KULBACKS	4/18/2022	LL	19.77	660506	716036223	DORAN
PILGRIM VILLAGE	SCREEN	KULBACKS	4/19/2022	LL	21.35	660549	716030723	BPT
PILGRIM VILLAGE	SCREEN	KULBACKS	4/19/2022	LL	21.73	660601	716030723	BPT
PILGRIM VILLAGE	SCREEN	KULBACKS	4/19/2022	LL	21.49	660667	716030723	BPT
PILGRIM VILLAGE	SCREEN	KULBACKS	4/19/2022	LL	22.78	660734	716030723	BPT
PILGRIM VILLAGE	SCREEN	KULBACKS	4/19/2022	LL	21.3	660803	716030723	BPT
PILGRIM VILLAGE	SCREEN	KULBACKS	4/19/2022	LL	21.86	660862	716030723	BPT
PILGRIM VILLAGE	SCREEN	KULBACKS	4/19/2022	LL	19.56	660550	716030723	BPT
PILGRIM VILLAGE	SCREEN	KULBACKS	4/19/2022	LL	19.86	660604	716030723	BPT
PILGRIM VILLAGE	SCREEN	KULBACKS	4/19/2022	LL	20.54	660674	716030723	BPT
PILGRIM VILLAGE	SCREEN	KULBACKS	4/19/2022	LL	19.05	660730	716030723	BPT
PILGRIM VILLAGE	SCREEN	KULBACKS	4/19/2022	LL	20.19	660790	716030723	BPT
PILGRIM VILLAGE	SCREEN	KULBACKS	4/19/2022	LL	19.69	660832	716030723	BPT
PILGRIM VILLAGE	SCREEN	KULBACKS	4/19/2022	LL	20.56	660552	716030723	BPT
PILGRIM VILLAGE	SCREEN	KULBACKS	4/19/2022	LL	21.57	660616	716030723	BPT
PILGRIM VILLAGE	SCREEN	KULBACKS	4/19/2022	LL	21.15	660684	716030723	BPT
PILGRIM VILLAGE	SCREEN	KULBACKS	4/19/2022	LL	21.84	660746	716030723	BPT
PILGRIM VILLAGE	SCREEN	KULBACKS	4/19/2022	LL	20.88	660806	716030723	BPT
PILGRIM VILLAGE	SCREEN	KULBACKS	4/19/2022	LL	38.05	660647	716030723	PLI
PILGRIM VILLAGE	SCREEN	KULBACKS	4/19/2022	LL	38.43	660712	716030723	PLI
PILGRIM VILLAGE	SCREEN	KULBACKS	4/19/2022	LL	39.34	660776	716030723	PLI
PILGRIM VILLAGE	SCREEN	KULBACKS	4/19/2022	LL	38.17	660838	716030723	PLI
PILGRIM VILLAGE	SCREEN	KULBACKS	4/19/2022	LL	38.52	660645	716030723	PLI
PILGRIM VILLAGE	SCREEN	KULBACKS	4/19/2022	LL	38.57	660710	716030723	PLI
PILGRIM VILLAGE	SCREEN	KULBACKS	4/19/2022	LL	37.71	660778	716030723	PLI
PILGRIM VILLAGE	SCREEN	KULBACKS	4/19/2022	LL	37.53	660842	716030723	PLI
PILGRIM VILLAGE	SCREEN	KULBACKS	4/19/2022	LL	22.22	660563	716030723	PLI
PILGRIM VILLAGE	SCREEN	KULBACKS	4/19/2022	LL	21.74	660619	716030723	PLI
PILGRIM VILLAGE	SCREEN	KULBACKS	4/19/2022	LL	20.78	660727	716030723	PLI
PILGRIM VILLAGE	SCREEN	KULBACKS	4/19/2022	LL	21.83	660788	716030723	PLI
PILGRIM VILLAGE	SCREEN	KULBACKS	4/19/2022	LL	21.08	660847	716030723	PLI
PILGRIM VILLAGE	SCREEN	KULBACKS	4/19/2022	LL	19.5	660576	716030723	MARRAN
PILGRIM VILLAGE	SCREEN	KULBACKS	4/19/2022	LL	20.39	660633	716030723	MARRAN
PILGRIM VILLAGE	SCREEN	KULBACKS	4/19/2022	LL	20.36	660696	716030723	MARRAN
PILGRIM VILLAGE	SCREEN	KULBACKS	4/19/2022	LL	21.23	660759	716030723	MARRAN
PILGRIM VILLAGE	SCREEN	KULBACKS	4/19/2022	LL	20.72	660815	716030723	MARRAN
PILGRIM VILLAGE	SCREEN	KULBACKS	4/19/2022	LL	20.72	660575	716030723	MARRAN
PILGRIM VILLAGE	SCREEN	KULBACKS	4/19/2022	LL	21.46	660631	716030723	MARRAN
PILGRIM VILLAGE	SCREEN	KULBACKS	4/19/2022	LL	21.52	660695	716030723	MARRAN
PILGRIM VILLAGE	SCREEN	KULBACKS	4/19/2022	LL	20.86	660753	716030723	MARRAN
PILGRIM VILLAGE	SCREEN	KULBACKS	4/19/2022	LL	20.93	660814	716030723	MARRAN
PILGRIM VILLAGE	SCREEN	KULBACKS	4/19/2022	LL	21.7	660584	716030723	SCHAFER
PILGRIM VILLAGE	SCREEN	KULBACKS	4/19/2022	LL	21.46	660644	716030723	SCHAFER
PILGRIM VILLAGE	SCREEN	KULBACKS	4/19/2022	LL	22.15	660700	716030723	SCHAFER
PILGRIM VILLAGE	SCREEN	KULBACKS	4/19/2022	LL	22.18	660755	716030723	SCHAFER
PILGRIM VILLAGE	SCREEN	KULBACKS	4/19/2022	LL	21.6	660809	716030723	SCHAFER
PILGRIM VILLAGE	SCREEN	KULBACKS	4/19/2022	LL	21.52	660858	716030723	SCHAFER
PILGRIM VILLAGE	SCREEN	KULBACKS	4/19/2022	LL	20.94	660585	716030723	SCHAFER
PILGRIM VILLAGE	SCREEN	KULBACKS	4/19/2022	LL	22.2	660649	716030723	SCHAFER
PILGRIM VILLAGE	SCREEN	KULBACKS	4/19/2022	LL	21.36	660713	716030723	SCHAFER
PILGRIM VILLAGE	SCREEN	KULBACKS	4/19/2022	LL	22.00	660766	716030723	SCHAFER
PILGRIM VILLAGE	SCREEN	KULBACKS	4/19/2022	LL	21.18	660825	716030723	SCHAFER
PILGRIM VILLAGE	SCREEN	KULBACKS	4/19/2022	LL	21.34	660556	716030723	CJK
PILGRIM VILLAGE	SCREEN	KULBACKS	4/19/2022	LL	22.1	660605	716030723	CJK
PILGRIM VILLAGE	SCREEN	KULBACKS	4/19/2022	LL	21.93	660685	716030723	CJK
PILGRIM VILLAGE	SCREEN	KULBACKS	4/19/2022	LL	21.06	660739	716030723	CJK
PILGRIM VILLAGE	SCREEN	KULBACKS	4/19/2022	LL	21.95	660792	716030723	CJK
PILGRIM VILLAGE	SCREEN	KULBACKS	4/19/2022	LL	21.01	660848	716030723	CJK
PILGRIM VILLAGE	SCREEN	KULBACKS	4/19/2022	LL	21.59	660558	716030723	CJK
PILGRIM VILLAGE	SCREEN	KULBACKS	4/19/2022	LL	22.19	660617	716030723	CJK
PILGRIM VILLAGE	SCREEN	KULBACKS	4/19/2022	LL	21.05	660679	716030723	CJK
PILGRIM VILLAGE	SCREEN	KULBACKS	4/19/2022	LL	22.02	660735	716030723	CJK
PILGRIM VILLAGE	SCREEN	KULBACKS	4/19/2022	LL	22.1	660795	716030723	CJK
PILGRIM VILLAGE	SCREEN	KULBACKS	4/19/2022	LL	22.11	660851	716030723	CJK
PILGRIM VILLAGE	SCREEN	KULBACKS	4/19/2022	LL	21.21	660560	716030723	LLOYD

CARMEN M. PARISO, INC. HIRED TRUCKS -

PILGRIM VILLAGE	SCREEN	KULBACKS	4/19/2022	LL	22.18	660615	716030723	LLOYD
PILGRIM VILLAGE	SCREEN	KULBACKS	4/19/2022	LL	22.33	660678	716030723	LLOYD
PILGRIM VILLAGE	SCREEN	KULBACKS	4/19/2022	LL	21.76	660789	716030723	LLOYD
PILGRIM VILLAGE	SCREEN	KULBACKS	4/19/2022	LL	22.81	660732	716030723	LLOYD
PILGRIM VILLAGE	SCREEN	KULBACKS	4/19/2022	LL	22.65	660844	716030723	LLOYD
PILGRIM VILLAGE	SCREEN	KULBACKS	4/19/2022	LL	22.47	660559	716030723	LLOYD
PILGRIM VILLAGE	SCREEN	KULBACKS	4/19/2022	LL	22.89	660609	716030723	LLOYD
PILGRIM VILLAGE	SCREEN	KULBACKS	4/19/2022	LL	22.96	660672	716030723	LLOYD
PILGRIM VILLAGE	SCREEN	KULBACKS	4/19/2022	LL	22.48	660729	716030723	LLOYD
PILGRIM VILLAGE	SCREEN	KULBACKS	4/19/2022	LL	22.64	660786	716030723	LLOYD
PILGRIM VILLAGE	SCREEN	KULBACKS	4/19/2022	LL	22.05	660841	716030723	LLOYD
PILGRIM VILLAGE	SCREEN	KULBACKS	4/19/2022	LL	21.69	660569	716030723	BTS
PILGRIM VILLAGE	SCREEN	KULBACKS	4/19/2022	LL	19.37	660577	716030723	JJ
PILGRIM VILLAGE	SCREEN	KULBACKS	4/19/2022	LL	19.5	660636	716030723	JJ
PILGRIM VILLAGE	SCREEN	KULBACKS	4/19/2022	LL	20.02	660698	716030723	JJ
PILGRIM VILLAGE	SCREEN	KULBACKS	4/19/2022	LL	19.27	660753	716030723	JJ
PILGRIM VILLAGE	SCREEN	KULBACKS	4/19/2022	LL	19.73	660812	716030723	JJ
PILGRIM VILLAGE	SCREEN	KULBACKS	4/19/2022	LL	21.49	660620	716030723	BTS
PILGRIM VILLAGE	SCREEN	KULBACKS	4/19/2022	LL	21.44	660682	716030723	BTS
PILGRIM VILLAGE	SCREEN	KULBACKS	4/19/2022	LL	21.81	660742	716030723	BTS
PILGRIM VILLAGE	SCREEN	KULBACKS	4/19/2022	LL	21.25	660799	716030723	BTS
PILGRIM VILLAGE	SCREEN	KULBACKS	4/19/2022	LL	21.84	660850	716030723	BTS
PILGRIM VILLAGE	SCREEN	KULBACKS	4/19/2022	LL	20.12	660572	716030723	CIMATO
PILGRIM VILLAGE	SCREEN	KULBACKS	4/19/2022	LL	20.89	660627	716030723	CIMATO
PILGRIM VILLAGE	SCREEN	KULBACKS	4/19/2022	LL	20.99	660692	716030723	CIMATO
PILGRIM VILLAGE	SCREEN	KULBACKS	4/19/2022	LL	21.49	660748	716030723	CIMATO
PILGRIM VILLAGE	SCREEN	KULBACKS	4/19/2022	LL	20.7	660807	716030723	CIMATO
PILGRIM VILLAGE	SCREEN	KULBACKS	4/19/2022	LL	21.36	660860	716030723	CIMATO
PILGRIM VILLAGE	SCREEN	KULBACKS	4/19/2022	LL	22.03	660545	716030723	BRENON
PILGRIM VILLAGE	SCREEN	KULBACKS	4/19/2022	LL	22.6	660612	716030723	BRENON
PILGRIM VILLAGE	SCREEN	KULBACKS	4/19/2022	LL	21.61	660668	716030723	BRENON
PILGRIM VILLAGE	SCREEN	KULBACKS	4/19/2022	LL	22.79	660719	716030723	BRENON
PILGRIM VILLAGE	SCREEN	KULBACKS	4/19/2022	LL	22.42	660773	716030723	BRENON
PILGRIM VILLAGE	SCREEN	KULBACKS	4/19/2022	LL	22.19	660831	716030723	BRENON
PILGRIM VILLAGE	SCREEN	KULBACKS	4/19/2022	LL	20.22	660547	716030723	BRENON
PILGRIM VILLAGE	SCREEN	KULBACKS	4/19/2022	LL	21.84	660592	716030723	BRENON
PILGRIM VILLAGE	SCREEN	KULBACKS	4/19/2022	LL	21.94	660653	716030723	BRENON
PILGRIM VILLAGE	SCREEN	KULBACKS	4/19/2022	LL	21.58	660714	716030723	BRENON
PILGRIM VILLAGE	SCREEN	KULBACKS	4/19/2022	LL	21.64	660770	716030723	BRENON
PILGRIM VILLAGE	SCREEN	KULBACKS	4/19/2022	LL	21.46	660832	716030723	BRENON
PILGRIM VILLAGE	SCREEN	KULBACKS	4/19/2022	LL	21.24	660544	716030723	NPW
PILGRIM VILLAGE	SCREEN	KULBACKS	4/19/2022	LL	21.57	660589	716030723	NPW
PILGRIM VILLAGE	SCREEN	KULBACKS	4/19/2022	LL	21.69	660652	716030723	NPW
PILGRIM VILLAGE	SCREEN	KULBACKS	4/19/2022	LL	21.1	660711	716030723	NPW
PILGRIM VILLAGE	SCREEN	KULBACKS	4/19/2022	LL	21.14	660765	716030723	NPW
PILGRIM VILLAGE	SCREEN	KULBACKS	4/19/2022	LL	21.53	660827	716030723	NPW
PILGRIM VILLAGE	SCREEN	KULBACKS	4/19/2022	LL	20.86	660554	716030723	NPW
PILGRIM VILLAGE	SCREEN	KULBACKS	4/19/2022	LL	21.63	660598	716030723	NPW
PILGRIM VILLAGE	SCREEN	KULBACKS	4/19/2022	LL	21.92	660659	716030723	NPW
PILGRIM VILLAGE	SCREEN	KULBACKS	4/19/2022	LL	19.9	660548	716030723	NPW
PILGRIM VILLAGE	SCREEN	KULBACKS	4/19/2022	LL	21.52	660594	716030723	NPW
PILGRIM VILLAGE	SCREEN	KULBACKS	4/19/2022	LL	21.63	660658	716030723	NPW
PILGRIM VILLAGE	SCREEN	KULBACKS	4/19/2022	LL	21.29	660717	716030723	NPW
PILGRIM VILLAGE	SCREEN	KULBACKS	4/19/2022	LL	21.62	660783	716030723	NPW
PILGRIM VILLAGE	SCREEN	KULBACKS	4/19/2022	LL	21.47	660839	716030723	NPW
PILGRIM VILLAGE	CR6	KULBACKS	4/20/2022	LL	19.7	660871	716030723	BPT
PILGRIM VILLAGE	CR6	KULBACKS	4/20/2022	LL	21.42	660869	716030723	BPT
PILGRIM VILLAGE	CR6	KULBACKS	4/20/2022	LL	20.31	660868	716030723	BPT
PILGRIM VILLAGE	CR6	KULBACKS	4/20/2022	LL	21.54	660885	716030723	LORENZ
PILGRIM VILLAGE	CR6	KULBACKS	4/20/2022	LL	22.2	660867	716030723	BTS
PILGRIM VILLAGE	CR6	KULBACKS	4/20/2022	LL	22.37	660928	716036223	BTS
PILGRIM VILLAGE	SCREEN	KULBACKS	4/20/2022	LL	21.97	660944	716036223	BPT
PILGRIM VILLAGE	SCREEN	KULBACKS	4/20/2022	LL	21.65	661045	716036223	BPT
PILGRIM VILLAGE	SCREEN	KULBACKS	4/20/2022	LL	21.48	661139	716036223	BPT
PILGRIM VILLAGE	SCREEN	KULBACKS	4/20/2022	LL	21.25	661229	716036223	BPT
PILGRIM VILLAGE	SCREEN	KULBACKS	4/20/2022	LL	19.4	660936	716036223	BPT
PILGRIM VILLAGE	SCREEN	KULBACKS	4/20/2022	LL	20.73	661073	716036223	BPT
PILGRIM VILLAGE	SCREEN	KULBACKS	4/20/2022	LL	19.86	661155	716036223	BPT
PILGRIM VILLAGE	SCREEN	KULBACKS	4/20/2022	LL	19.83	611231	716036223	BPT

CARMEN M. PARISO, INC. HIRED TRUCKS -

PILGRIM VILLAGE	SCREEN	KULBACKS	4/20/2022	LL	21.95	661004	716036223	BTS
PILGRIM VILLAGE	SCREEN	KULBACKS	4/20/2022	LL	21.6	661082	716036223	BTS
PILGRIM VILLAGE	SCREEN	KULBACKS	4/20/2022	LL	22.52	661160	716036223	BTS
PILGRIM VILLAGE	SCREEN	KULBACKS	4/20/2022	LL	21.77	661233	716036223	BTS
PILGRIM VILLAGE	SCREEN	KULBACKS	4/20/2022	LL	19.97	660893	716036223	NPW
PILGRIM VILLAGE	SCREEN	KULBACKS	4/20/2022	LL	20.08	660957	716036223	NPW
PILGRIM VILLAGE	SCREEN	KULBACKS	4/20/2022	LL	20.13	661038	716036223	NPW
PILGRIM VILLAGE	SCREEN	KULBACKS	4/20/2022	LL	19.92	661112	716036223	NPW
PILGRIM VILLAGE	SCREEN	KULBACKS	4/20/2022	LL	19.73	661194	716036223	NPW
PILGRIM VILLAGE	SCREEN	KULBACKS	4/20/2022	LL	19.98	661273	716036223	NPW
PILGRIM VILLAGE	SCREEN	KULBACKS	4/20/2022	LL	21.51	660892	716036223	NPW
PILGRIM VILLAGE	SCREEN	KULBACKS	4/20/2022	LL	22.39	660971	716036223	NPW
PILGRIM VILLAGE	SCREEN	KULBACKS	4/20/2022	LL	22.41	661046	716036223	NPW
PILGRIM VILLAGE	SCREEN	KULBACKS	4/20/2022	LL	22.04	661123	716036223	NPW
PILGRIM VILLAGE	SCREEN	KULBACKS	4/20/2022	LL	22.1	661198	716036223	NPW
PILGRIM VILLAGE	SCREEN	KULBACKS	4/20/2022	LL	22.26	661270	716036223	NPW
PILGRIM VILLAGE	SCREEN	KULBACKS	4/20/2022	LL	20.01	660886	716036223	NPW
PILGRIM VILLAGE	SCREEN	KULBACKS	4/20/2022	LL	21.05	660948	716036223	NPW
PILGRIM VILLAGE	SCREEN	KULBACKS	4/20/2022	LL	21.62	661031	716036223	NPW
PILGRIM VILLAGE	SCREEN	KULBACKS	4/20/2022	LL	21.57	661110	716036223	NPW
PILGRIM VILLAGE	SCREEN	KULBACKS	4/20/2022	LL	21.73	661187	716036223	NPW
PILGRIM VILLAGE	SCREEN	KULBACKS	4/20/2022	LL	22.11	661265	716036223	NPW
PILGRIM VILLAGE	SCREEN	KULBACKS	4/20/2022	LL	20.86	660895	716036223	NPW
PILGRIM VILLAGE	SCREEN	KULBACKS	4/20/2022	LL	21.79	660966	716036223	NPW
PILGRIM VILLAGE	SCREEN	KULBACKS	4/20/2022	LL	22.14	661048	716036223	NPW
PILGRIM VILLAGE	SCREEN	KULBACKS	4/20/2022	LL	21.89	661134	716036223	NPW
PILGRIM VILLAGE	SCREEN	KULBACKS	4/20/2022	LL	21.19	661275	716036223	NPW
PILGRIM VILLAGE	SCREEN	KULBACKS	4/20/2022	LL	22.02	661205	716036223	NPW
PILGRIM VILLAGE	SCREEN	KULBACKS	4/20/2022	LL	19.14	660890	716036223	NPW
PILGRIM VILLAGE	SCREEN	KULBACKS	4/20/2022	LL	19.11	660952	716036223	NPW
PILGRIM VILLAGE	SCREEN	KULBACKS	4/20/2022	LL	20.48	661040	716036223	NPW
PILGRIM VILLAGE	SCREEN	KULBACKS	4/20/2022	LL	20.57	661121	716036223	NPW
PILGRIM VILLAGE	SCREEN	KULBACKS	4/20/2022	LL	20.94	661193	716036223	NPW
PILGRIM VILLAGE	SCREEN	KULBACKS	4/20/2022	LL	20.82	661267	716036223	NPW
PILGRIM VILLAGE	SCREEN	KULBACKS	4/20/2022	LL	21.38	660913	716036223	CJK
PILGRIM VILLAGE	SCREEN	KULBACKS	4/20/2022	LL	21.86	660991	716036223	CJK
PILGRIM VILLAGE	SCREEN	KULBACKS	4/20/2022	LL	21.85	661062	716036223	CJK
PILGRIM VILLAGE	SCREEN	KULBACKS	4/20/2022	LL	22.02	661145	716036223	CJK
PILGRIM VILLAGE	SCREEN	KULBACKS	4/20/2022	LL	21.93	661236	716036223	CJK
PILGRIM VILLAGE	SCREEN	KULBACKS	4/20/2022	LL	22.38	660904	716036223	CJK
PILGRIM VILLAGE	SCREEN	KULBACKS	4/20/2022	LL	21.83	660970	716036223	CJK
PILGRIM VILLAGE	SCREEN	KULBACKS	4/20/2022	LL	21.71	661059	716036223	CJK
PILGRIM VILLAGE	SCREEN	KULBACKS	4/20/2022	LL	22.12	661140	716036223	CJK
PILGRIM VILLAGE	SCREEN	KULBACKS	4/20/2022	LL	21.99	661208	716036223	CJK
PILGRIM VILLAGE	SCREEN	KULBACKS	4/20/2022	LL	22.12	661279	716036223	CJK
PILGRIM VILLAGE	SCREEN	KULBACKS	4/20/2022	LL	22.16	660912	716036223	CJK
PILGRIM VILLAGE	SCREEN	KULBACKS	4/20/2022	LL	20.96	660982	716036223	CJK
PILGRIM VILLAGE	SCREEN	KULBACKS	4/20/2022	LL	22.05	661054	716036223	CJK
PILGRIM VILLAGE	SCREEN	KULBACKS	4/20/2022	LL	21.84	661126	716036223	CJK
PILGRIM VILLAGE	SCREEN	KULBACKS	4/20/2022	LL	21.65	661196	716036223	CJK
PILGRIM VILLAGE	SCREEN	KULBACKS	4/20/2022	LL	21.43	661269	716036223	CJK
PILGRIM VILLAGE	SCREEN	KULBACKS	4/20/2022	LL	21.09	660883	716036223	BRENON
PILGRIM VILLAGE	SCREEN	KULBACKS	4/20/2022	LL	20.94	660956	716036223	BRENON
PILGRIM VILLAGE	SCREEN	KULBACKS	4/20/2022	LL	22.28	660037	716036223	BRENON
PILGRIM VILLAGE	SCREEN	KULBACKS	4/20/2022	LL	22.19	660118	716036223	BRENON
PILGRIM VILLAGE	SCREEN	KULBACKS	4/20/2022	LL	21.79	660197	716036223	BRENON
PILGRIM VILLAGE	SCREEN	KULBACKS	4/20/2022	LL	21.44	660277	716036223	BRENON
PILGRIM VILLAGE	SCREEN	KULBACKS	4/20/2022	LL	20.5	660880	716036223	BRENON
PILGRIM VILLAGE	SCREEN	KULBACKS	4/20/2022	LL	21.83	660947	716036223	BRENON
PILGRIM VILLAGE	SCREEN	KULBACKS	4/20/2022	LL	20.97	661029	716036223	BRENON
PILGRIM VILLAGE	SCREEN	KULBACKS	4/20/2022	LL	22.36	661108	716036223	BRENON
PILGRIM VILLAGE	SCREEN	KULBACKS	4/20/2022	LL	22.59	661181	716036223	BRENON
PILGRIM VILLAGE	SCREEN	KULBACKS	4/20/2022	LL	21.98	661259	716036223	BRENON
PILGRIM VILLAGE	SCREEN	KULBACKS	4/21/2022	LL	20.18	661456	716036223	BPT
PILGRIM VILLAGE	SCREEN	KULBACKS	4/21/2022	LL	20.06	661540	716036223	BPT
PILGRIM VILLAGE	SCREEN	KULBACKS	4/21/2022	LL	19.73	661628	716036223	BPT
PILGRIM VILLAGE	SCREEN	KULBACKS	4/21/2022	LL	22.00	661303	716036223	BPT
PILGRIM VILLAGE	SCREEN	KULBACKS	4/21/2022	LL	21.65	661379	716036223	BPT
PILGRIM VILLAGE	SCREEN	KULBACKS	4/21/2022	LL	21.65	661469	716036223	BPT

PILGRIM VILLAGE	SCREEN	KULBACKS	4/21/2022	LL	21.92	661559	716036223	BPT
PILGRIM VILLAGE	SCREEN	KULBACKS	4/21/2022	LL	22.16	661653	716036223	BPT
PILGRIM VILLAGE	SCREEN	KULBACKS	4/21/2022	LL	21.48	661313	716036223	GAM
PILGRIM VILLAGE	SCREEN	KULBACKS	4/21/2022	LL	21.98	661383	716036223	GAM
PILGRIM VILLAGE	SCREEN	KULBACKS	4/21/2022	LL	22.52	661463	716036223	GAM
PILGRIM VILLAGE	SCREEN	KULBACKS	4/21/2022	LL	22.18	661543	716036223	GAM
PILGRIM VILLAGE	SCREEN	KULBACKS	4/21/2022	LL	22.15	661620	716036223	GAM
PILGRIM VILLAGE	SCREEN	KULBACKS	4/21/2022	LL	22.48	661685	716036223	GAM
PILGRIM VILLAGE	SCREEN	KULBACKS	4/21/2022	LL	20.8	661311	716036223	GAM
PILGRIM VILLAGE	SCREEN	KULBACKS	4/21/2022	LL	20.63	661380	716036223	GAM
PILGRIM VILLAGE	SCREEN	KULBACKS	4/21/2022	LL	20.8	661459	716036223	GAM
PILGRIM VILLAGE	SCREEN	KULBACKS	4/21/2022	LL	20.62	661545	716036223	GAM
PILGRIM VILLAGE	SCREEN	KULBACKS	4/21/2022	LL	20.59	661619	716036223	GAM
PILGRIM VILLAGE	SCREEN	KULBACKS	4/21/2022	LL	20.95	661684	716036223	GAM
PILGRIM VILLAGE	SCREEN	KULBACKS	4/21/2022	LL	20.87	661304	716036223	MARRAN
PILGRIM VILLAGE	SCREEN	KULBACKS	4/21/2022	LL	20.6	661366	716036223	MARRAN
PILGRIM VILLAGE	SCREEN	KULBACKS	4/21/2022	LL	21.59	661446	716036223	MARRAN
PILGRIM VILLAGE	SCREEN	KULBACKS	4/21/2022	LL	21.08	661530	716036223	MARRAN
PILGRIM VILLAGE	SCREEN	KULBACKS	4/21/2022	LL	20.99	661600	716036223	MARRAN
PILGRIM VILLAGE	SCREEN	KULBACKS	4/21/2022	LL	20.78	661671	716036223	MARRAN
PILGRIM VILLAGE	SCREEN	KULBACKS	4/21/2022	LL	21.69	661299	716036223	BTS
PILGRIM VILLAGE	SCREEN	KULBACKS	4/21/2022	LL	21.85	661357	716036223	BTS
PILGRIM VILLAGE	SCREEN	KULBACKS	4/21/2022	LL	21.85	661437	716036223	BTS
PILGRIM VILLAGE	SCREEN	KULBACKS	4/21/2022	LL	21.64	661519	716036223	BTS
PILGRIM VILLAGE	SCREEN	KULBACKS	4/21/2022	LL	21.84	661586	716036223	BTS
PILGRIM VILLAGE	SCREEN	KULBACKS	4/21/2022	LL	22.12	661665	716036223	BTS
PILGRIM VILLAGE	SCREEN	KULBACKS	4/21/2022	LL	22.69	661293	716036223	SCHAFER
PILGRIM VILLAGE	SCREEN	KULBACKS	4/21/2022	LL	22.5	661346	716036223	SCHAFER
PILGRIM VILLAGE	SCREEN	KULBACKS	4/21/2022	LL	21.28	661429	716036223	SCHAFER
PILGRIM VILLAGE	SCREEN	KULBACKS	4/21/2022	LL	22.47	661517	716036223	SCHAFER
PILGRIM VILLAGE	SCREEN	KULBACKS	4/21/2022	LL	21.93	661583	716036223	SCHAFER
PILGRIM VILLAGE	SCREEN	KULBACKS	4/21/2022	LL	21.27	661663	716036223	SCHAFER
PILGRIM VILLAGE	SCREEN	KULBACKS	4/21/2022	LL	19.97	661316	716036223	JJ
PILGRIM VILLAGE	SCREEN	KULBACKS	4/21/2022	LL	19.13	661389	716036223	JJ
PILGRIM VILLAGE	SCREEN	KULBACKS	4/21/2022	LL	18.74	661477	716036223	JJ
PILGRIM VILLAGE	SCREEN	KULBACKS	4/21/2022	LL	19.91	661558	716036223	JJ
PILGRIM VILLAGE	SCREEN	KULBACKS	4/21/2022	LL	19.27	661639	716036223	JJ
PILGRIM VILLAGE	SCREEN	KULBACKS	4/21/2022	LL	21.76	661526	716036223	QUIG
PILGRIM VILLAGE	SCREEN	KULBACKS	4/21/2022	LL	21.17	661406	716036223	QUIG
PILGRIM VILLAGE	SCREEN	KULBACKS	4/21/2022	LL	21.47	661496	716036223	QUIG
PILGRIM VILLAGE	SCREEN	KULBACKS	4/21/2022	LL	21.91	661574	716036223	QUIG
PILGRIM VILLAGE	SCREEN	KULBACKS	4/21/2022	LL	22.02	661661	716036223	QUIG
PILGRIM VILLAGE	SCREEN	KULBACKS	4/21/2022	LL	20.58	661321	716036223	DESIGN
PILGRIM VILLAGE	SCREEN	KULBACKS	4/21/2022	LL	20.17	661394	716036223	DESIGN
PILGRIM VILLAGE	SCREEN	KULBACKS	4/21/2022	LL	20.26	661480	716036223	DESIGN
PILGRIM VILLAGE	SCREEN	KULBACKS	4/21/2022	LL	20.65	661554	716036223	DESIGN
PILGRIM VILLAGE	SCREEN	KULBACKS	4/21/2022	LL	20.61	661633	716036223	DESIGN
PILGRIM VILLAGE	SCREEN	KULBACKS	4/21/2022	LL	20.28	661322	716036223	DESIGN
PILGRIM VILLAGE	SCREEN	KULBACKS	4/21/2022	LL	21.05	661399	716036223	DESIGN
PILGRIM VILLAGE	SCREEN	KULBACKS	4/21/2022	LL	20.57	661514	716036223	DESIGN
PILGRIM VILLAGE	SCREEN	KULBACKS	4/21/2022	LL	20.85	661581	716036223	DESIGN
PILGRIM VILLAGE	SCREEN	KULBACKS	4/21/2022	LL	21.06	661666	716036223	DESIGN
PILGRIM VILLAGE	SCREEN	KULBACKS	4/21/2022	LL	18.86	661315	716036223	NPW
PILGRIM VILLAGE	SCREEN	KULBACKS	4/21/2022	LL	20.11	661386	716036223	NPW
PILGRIM VILLAGE	SCREEN	KULBACKS	4/21/2022	LL	20.05	661476	716036223	NPW
PILGRIM VILLAGE	SCREEN	KULBACKS	4/21/2022	LL	19.44	661552	716036223	NPW
PILGRIM VILLAGE	SCREEN	KULBACKS	4/21/2022	LL	19.44	661624	716036223	NPW
PILGRIM VILLAGE	SCREEN	KULBACKS	4/21/2022	LL	22.25	661298	716036223	NPW
PILGRIM VILLAGE	SCREEN	KULBACKS	4/21/2022	LL	21.76	661353	716036223	NPW
PILGRIM VILLAGE	SCREEN	KULBACKS	4/21/2022	LL	21.9	661444	716036223	NPW
PILGRIM VILLAGE	SCREEN	KULBACKS	4/21/2022	LL	21.35	661522	716036223	NPW
PILGRIM VILLAGE	SCREEN	KULBACKS	4/21/2022	LL	22.19	661589	716036223	NPW
PILGRIM VILLAGE	SCREEN	KULBACKS	4/21/2022	LL	20.92	661668	716036223	NPW
PILGRIM VILLAGE	SCREEN	KULBACKS	4/21/2022	LL	22.38	661284	716036223	NPW
PILGRIM VILLAGE	SCREEN	KULBACKS	4/21/2022	LL	21.73	661337	716036223	NPW
PILGRIM VILLAGE	SCREEN	KULBACKS	4/21/2022	LL	21.09	661421	716036223	NPW
PILGRIM VILLAGE	SCREEN	KULBACKS	4/21/2022	LL	21.83	661500	716036223	NPW
PILGRIM VILLAGE	SCREEN	KULBACKS	4/21/2022	LL	22.3	661565	716036223	NPW
PILGRIM VILLAGE	SCREEN	KULBACKS	4/21/2022	LL	21.74	661647	716036223	NPW

PILGRIM VILLAGE	SCREEN	KULBACKS	4/21/2022	LL	20.44	661290	716036223	NPW
PILGRIM VILLAGE	SCREEN	KULBACKS	4/21/2022	LL	20.62	661343	716036223	NPW
PILGRIM VILLAGE	SCREEN	KULBACKS	4/21/2022	LL	20.81	661424	716036223	NPW
PILGRIM VILLAGE	SCREEN	KULBACKS	4/21/2022	LL	20.8	661503	716036223	NPW
PILGRIM VILLAGE	SCREEN	KULBACKS	4/21/2022	LL	20.72	661567	716036223	NPW
PILGRIM VILLAGE	SCREEN	KULBACKS	4/21/2022	LL	20.87	661649	716036223	NPW
PILGRIM VILLAGE	SCREEN	KULBACKS	4/21/2022	LL	22.25	661308	716036223	NPW
PILGRIM VILLAGE	SCREEN	KULBACKS	4/21/2022	LL	21.19	661371	716036223	NPW
PILGRIM VILLAGE	SCREEN	KULBACKS	4/21/2022	LL	21.76	661454	716036223	NPW
PILGRIM VILLAGE	SCREEN	KULBACKS	4/21/2022	LL	21.61	661672	716036223	NPW
PILGRIM VILLAGE	SCREEN	KULBACKS	4/21/2022	LL	21.41	661606	716036223	NPW
PILGRIM VILLAGE	SCREEN	KULBACKS	4/21/2022	LL	21.72	661535	716036223	NPW
PILGRIM VILLAGE	SCREEN	KULBACKS	4/21/2022	LL	18.66	661320	716036223	LARABA
PILGRIM VILLAGE	SCREEN	KULBACKS	4/21/2022	LL	18.52	661404	716036223	LARABA
PILGRIM VILLAGE	SCREEN	KULBACKS	4/21/2022	LL	19.02	661489	716036223	LARABA
PILGRIM VILLAGE	SCREEN	KULBACKS	4/21/2022	LL	19.17	661562	716036223	LARABA
PILGRIM VILLAGE	SCREEN	KULBACKS	4/21/2022	LL	19.16	661567	716036223	LARABA
PILGRIM VILLAGE	SCREEN	KULBACKS	4/21/2022	LL	18.52	661319	716036223	LARABA
PILGRIM VILLAGE	SCREEN	KULBACKS	4/21/2022	LL	19.25	661403	716036223	LARABA
PILGRIM VILLAGE	SCREEN	KULBACKS	4/21/2022	LL	19.75	661487	716036223	LARABA
PILGRIM VILLAGE	SCREEN	KULBACKS	4/21/2022	LL	19.34	661563	716036223	LARABA
PILGRIM VILLAGE	SCREEN	KULBACKS	4/21/2022	LL	19.24	661656	716036223	LARABA
PILGRIM VILLAGE	SCREEN	KULBACKS	4/21/2022	LL	21.58	661324	716036223	LARABA
PILGRIM VILLAGE	SCREEN	KULBACKS	4/21/2022	LL	21.5	661408	716036223	LARABA
PILGRIM VILLAGE	SCREEN	KULBACKS	4/21/2022	LL	21.78	661494	716036223	LARABA
PILGRIM VILLAGE	SCREEN	KULBACKS	4/21/2022	LL	21.87	661573	716036223	LARABA
PILGRIM VILLAGE	SCREEN	KULBACKS	4/21/2022	LL	22.26	661654	716036223	LARABA
PILGRIM VILLAGE	SCREEN	KULBACKS	4/21/2022	LL	20.24	661363	716036223	DOUBLE A
PILGRIM VILLAGE	SCREEN	KULBACKS	4/21/2022	LL	21.49	661448	716036223	DOUBLE A
PILGRIM VILLAGE	SCREEN	KULBACKS	4/21/2022	LL	20.64	661524	716036223	DOUBLE A
PILGRIM VILLAGE	SCREEN	KULBACKS	4/21/2022	LL	21.16	661591	716036223	DOUBLE A
PILGRIM VILLAGE	SCREEN	KULBACKS	4/21/2022	LL	20.99	661667	716036223	DOUBLE A
PILGRIM VILLAGE	SCREEN	KULBACKS	4/22/2022	LL	19.76	661733	716069874	BPT
PILGRIM VILLAGE	SCREEN	KULBACKS	4/22/2022	LL	19.96	661798	716069874	BPT
PILGRIM VILLAGE	SCREEN	KULBACKS	4/22/2022	LL	20.7	661867	716069874	BPT
PILGRIM VILLAGE	SCREEN	KULBACKS	4/22/2022	LL	20.35	661958	716069874	BPT
PILGRIM VILLAGE	SCREEN	KULBACKS	4/22/2022	LL	20.14	662035	716069874	BPT
PILGRIM VILLAGE	SCREEN	KULBACKS	4/22/2022	LL	20.13	661740	716069874	BPT
PILGRIM VILLAGE	SCREEN	KULBACKS	4/22/2022	LL	21.72	661807	716069874	BPT
PILGRIM VILLAGE	SCREEN	KULBACKS	4/22/2022	LL	20.82	661893	716069874	BPT
PILGRIM VILLAGE	SCREEN	KULBACKS	4/22/2022	LL	20.87	661972	716069874	BPT
PILGRIM VILLAGE	SCREEN	KULBACKS	4/22/2022	LL	21.57	662048	716069874	BPT
PILGRIM VILLAGE	SCREEN	KULBACKS	4/22/2022	LL	22.04	661734	716069874	BPT
PILGRIM VILLAGE	SCREEN	KULBACKS	4/22/2022	LL	21.79	661806	716069874	BPT
PILGRIM VILLAGE	SCREEN	KULBACKS	4/22/2022	LL	21.71	661873	716069874	BPT
PILGRIM VILLAGE	SCREEN	KULBACKS	4/22/2022	LL	22.16	661961	716069874	BPT
PILGRIM VILLAGE	SCREEN	KULBACKS	4/22/2022	LL	22.12	662036	716069874	BPT
PILGRIM VILLAGE	SCREEN	KULBACKS	4/22/2022	LL	21.87	661738	716069874	BTS
PILGRIM VILLAGE	SCREEN	KULBACKS	4/22/2022	LL	22.17	661804	716069874	BTS
PILGRIM VILLAGE	SCREEN	KULBACKS	4/22/2022	LL	21.89	661860	716069874	BTS
PILGRIM VILLAGE	SCREEN	KULBACKS	4/22/2022	LL	21.64	661937	716069874	BTS
PILGRIM VILLAGE	SCREEN	KULBACKS	4/22/2022	LL	21.58	662013	716069874	BTS
PILGRIM VILLAGE	SCREEN	KULBACKS	4/22/2022	LL	19.61	661723	716069874	GAM
PILGRIM VILLAGE	SCREEN	KULBACKS	4/22/2022	LL	20.81	661782	716069874	GAM
PILGRIM VILLAGE	SCREEN	KULBACKS	4/22/2022	LL	21.16	661849	716069874	GAM
PILGRIM VILLAGE	SCREEN	KULBACKS	4/22/2022	LL	19.73	661912	716069874	GAM
PILGRIM VILLAGE	SCREEN	KULBACKS	4/22/2022	LL	19.62	661992	716069874	GAM
PILGRIM VILLAGE	SCREEN	KULBACKS	4/22/2022	LL	20.89	661745	716069874	DESIGN
PILGRIM VILLAGE	SCREEN	KULBACKS	4/22/2022	LL	20.15	661813	716069874	DESIGN
PILGRIM VILLAGE	SCREEN	KULBACKS	4/22/2022	LL	20.12	661878	716069874	DESIGN
PILGRIM VILLAGE	SCREEN	KULBACKS	4/22/2022	LL	20.81	661976	716069874	DESIGN
PILGRIM VILLAGE	SCREEN	KULBACKS	4/22/2022	LL	20.26	662051	716069874	DESIGN
PILGRIM VILLAGE	SCREEN	KULBACKS	4/22/2022	LL	21.12	661744	716069874	DESIGN
PILGRIM VILLAGE	SCREEN	KULBACKS	4/22/2022	LL	20.76	661872	716069874	DESIGN
PILGRIM VILLAGE	SCREEN	KULBACKS	4/22/2022	LL	20.81	661880	716069874	DESIGN
PILGRIM VILLAGE	SCREEN	KULBACKS	4/22/2022	LL	19.5	661991	716069874	DESIGN
PILGRIM VILLAGE	SCREEN	KULBACKS	4/22/2022	LL	19.6	661577	716069874	JJ
PILGRIM VILLAGE	SCREEN	KULBACKS	4/22/2022	LL	20.04	661801	716069874	JJ
PILGRIM VILLAGE	SCREEN	KULBACKS	4/22/2022	LL	18.11	661864	716069874	JJ

CARMEN M. PARISO, INC. HIRED TRUCKS -

PILGRIM VILLAGE	SCREEN	KULBACKS	4/22/2022	LL	19.84	661952	716069874	JJ
PILGRIM VILLAGE	SCREEN	KULBACKS	4/22/2022	LL	19.26	662020	716069874	JJ
PILGRIM VILLAGE	SCREEN	KULBACKS	4/22/2022	LL	19.79	661741	716069874	TECH
PILGRIM VILLAGE	SCREEN	KULBACKS	4/22/2022	LL	19.53	661817	716069874	TECH
PILGRIM VILLAGE	SCREEN	KULBACKS	4/22/2022	LL	19.11	661883	716069874	TECH
PILGRIM VILLAGE	SCREEN	KULBACKS	4/22/2022	LL	19.49	661965	716069874	TECH
PILGRIM VILLAGE	SCREEN	KULBACKS	4/22/2022	LL	20.00	662029	716069874	TECH
PILGRIM VILLAGE	SCREEN	KULBACKS	4/22/2022	LL	21.7	661728	716069874	NPW
PILGRIM VILLAGE	SCREEN	KULBACKS	4/22/2022	LL	21.29	661790	716069874	NPW
PILGRIM VILLAGE	SCREEN	KULBACKS	4/22/2022	LL	22.04	661853	716069874	NPW
PILGRIM VILLAGE	SCREEN	KULBACKS	4/22/2022	LL	21.77	661926	716069874	NPW
PILGRIM VILLAGE	SCREEN	KULBACKS	4/22/2022	LL	21.6	661996	716069874	NPW
PILGRIM VILLAGE	SCREEN	KULBACKS	4/22/2022	LL	22.14	661725	716069874	NPW
PILGRIM VILLAGE	SCREEN	KULBACKS	4/22/2022	LL	21.72	661805	716069874	NPW
PILGRIM VILLAGE	SCREEN	KULBACKS	4/22/2022	LL	21.73	661857	716069874	NPW
PILGRIM VILLAGE	SCREEN	KULBACKS	4/22/2022	LL	21.65	661932	716069874	NPW
PILGRIM VILLAGE	SCREEN	KULBACKS	4/22/2022	LL	21.81	662003	716069874	NPW
PILGRIM VILLAGE	SCREEN	KULBACKS	4/22/2022	LL	19.85	661720	716069874	NPW
PILGRIM VILLAGE	SCREEN	KULBACKS	4/22/2022	LL	20.21	661781	716069874	NPW
PILGRIM VILLAGE	SCREEN	KULBACKS	4/22/2022	LL	19.84	661846	716069874	NPW
PILGRIM VILLAGE	SCREEN	KULBACKS	4/22/2022	LL	19.48	661911	716069874	NPW
PILGRIM VILLAGE	SCREEN	KULBACKS	4/22/2022	LL	20.54	661989	716069874	NPW
PILGRIM VILLAGE	SCREEN	KULBACKS	4/22/2022	LL	19.76	662055	716069874	NPW
PILGRIM VILLAGE	SCREEN	KULBACKS	4/22/2022	LL	21.93	661713	716069874	NPW
PILGRIM VILLAGE	SCREEN	KULBACKS	4/22/2022	LL	21.96	661766	716069874	NPW
PILGRIM VILLAGE	SCREEN	KULBACKS	4/22/2022	LL	22.18	661833	716069874	NPW
PILGRIM VILLAGE	SCREEN	KULBACKS	4/22/2022	LL	22.26	661901	716069874	NPW
PILGRIM VILLAGE	SCREEN	KULBACKS	4/22/2022	LL	22.01	661975	716069874	NPW
PILGRIM VILLAGE	SCREEN	KULBACKS	4/22/2022	LL	21.55	662040	716069874	NPW
PILGRIM VILLAGE	SCREEN	KULBACKS	4/22/2022	LL	19.9	661716	716069874	NPW
PILGRIM VILLAGE	SCREEN	KULBACKS	4/22/2022	LL	18.99	661771	716069874	NPW
PILGRIM VILLAGE	SCREEN	KULBACKS	4/22/2022	LL	20.61	661834	716069874	NPW
PILGRIM VILLAGE	SCREEN	KULBACKS	4/22/2022	LL	20.1	661904	716069874	NPW
PILGRIM VILLAGE	SCREEN	KULBACKS	4/22/2022	LL	20.13	661988	716069874	NPW
PILGRIM VILLAGE	SCREEN	KULBACKS	4/22/2022	LL	20.72	662042	716069874	NPW
PILGRIM VILLAGE	SCREEN	KULBACKS	4/22/2022	LL	20.43	661721	716069874	NPW
PILGRIM VILLAGE	SCREEN	KULBACKS	4/22/2022	LL	20.63	661791	716069874	NPW
PILGRIM VILLAGE	SCREEN	KULBACKS	4/22/2022	LL	21.05	61854	716069874	NPW
PILGRIM VILLAGE	SCREEN	KULBACKS	4/22/2022	LL	20.82	661934	716069874	NPW
PILGRIM VILLAGE	SCREEN	KULBACKS	4/22/2022	LL	21.35	662008	716069874	NPW
PILGRIM VILLAGE	SCREEN	KULBACKS	4/25/2022	LL	22.07	662105	716066319	BPT
PILGRIM VILLAGE	SCREEN	KULBACKS	4/25/2022	LL	21.99	662185	716066319	BPT
PILGRIM VILLAGE	SCREEN	KULBACKS	4/25/2022	LL	21.26	662245	716066319	BPT
PILGRIM VILLAGE	SCREEN	KULBACKS	4/25/2022	LL	21.61	662329	716066319	BPT
PILGRIM VILLAGE	SCREEN	KULBACKS	4/25/2022	LL	20.96	662405	716066319	BPT
PILGRIM VILLAGE	SCREEN	KULBACKS	4/25/2022	LL	21.63	662113	716066319	BPT
PILGRIM VILLAGE	SCREEN	KULBACKS	4/25/2022	LL	20.97	662189	716066319	BPT
PILGRIM VILLAGE	SCREEN	KULBACKS	4/25/2022	LL	20.76	662258	716066319	BPT
PILGRIM VILLAGE	SCREEN	KULBACKS	4/25/2022	LL	21.1	662344	716066319	BPT
PILGRIM VILLAGE	SCREEN	KULBACKS	4/25/2022	LL	20.4	662432	716066319	BPT
PILGRIM VILLAGE	SCREEN	KULBACKS	4/25/2022	LL	21.71	662116	716066319	BPT
PILGRIM VILLAGE	SCREEN	KULBACKS	4/25/2022	LL	20.62	662194	716066319	BPT
PILGRIM VILLAGE	SCREEN	KULBACKS	4/25/2022	LL	21.22	662265	716066319	BPT
PILGRIM VILLAGE	SCREEN	KULBACKS	4/25/2022	LL	20.54	662368	716066319	BPT
PILGRIM VILLAGE	SCREEN	KULBACKS	4/25/2022	LL	20.6	662440	716066319	BPT
PILGRIM VILLAGE	SCREEN	KULBACKS	4/25/2022	LL	20.44	662107	716066319	BPT
PILGRIM VILLAGE	SCREEN	KULBACKS	4/25/2022	LL	20.81	662177	716066319	BPT
PILGRIM VILLAGE	SCREEN	KULBACKS	4/25/2022	LL	19.94	662242	716066319	BPT
PILGRIM VILLAGE	SCREEN	KULBACKS	4/25/2022	LL	20.64	662314	716066319	BPT
PILGRIM VILLAGE	SCREEN	KULBACKS	4/25/2022	LL	20.27	662391	716066319	BPT
PILGRIM VILLAGE	SCREEN	KULBACKS	4/25/2022	LL	21.37	662115	716066319	BTS
PILGRIM VILLAGE	SCREEN	KULBACKS	4/25/2022	LL	21.03	662220	716066319	BTS
PILGRIM VILLAGE	SCREEN	KULBACKS	4/25/2022	LL	21.95	662282	716066319	BTS
PILGRIM VILLAGE	SCREEN	KULBACKS	4/25/2022	LL	20.29	662114	716066319	GAM
PILGRIM VILLAGE	SCREEN	KULBACKS	4/25/2022	LL	18.89	662192	716066319	GAM
PILGRIM VILLAGE	SCREEN	KULBACKS	4/25/2022	LL	20.1	662248	716066319	GAM
PILGRIM VILLAGE	SCREEN	KULBACKS	4/25/2022	LL	19.97	662318	716066319	GAM
PILGRIM VILLAGE	SCREEN	KULBACKS	4/25/2022	LL	19.76	662392	716066319	GAM
PILGRIM VILLAGE	SCREEN	KULBACKS	4/25/2022	LL	22.58	662110	716066319	NPW

PILGRIM VILLAGE	SCREEN	KULBACKS	4/25/2022	LL	21.28	662170	716066319	NPW
PILGRIM VILLAGE	SCREEN	KULBACKS	4/25/2022	LL	21.95	662237	716066319	NPW
PILGRIM VILLAGE	SCREEN	KULBACKS	4/25/2022	LL	21.66	662305	716066319	NPW
PILGRIM VILLAGE	SCREEN	KULBACKS	4/25/2022	LL	21.93	662375	716066319	NPW
PILGRIM VILLAGE	SCREEN	KULBACKS	4/25/2022	LL	20.94	662443	716066319	NPW
PILGRIM VILLAGE	SCREEN	KULBACKS	4/25/2022	LL	20.4	662097	716066319	NPW
PILGRIM VILLAGE	SCREEN	KULBACKS	4/25/2022	LL	20.2	662166	716066319	NPW
PILGRIM VILLAGE	SCREEN	KULBACKS	4/25/2022	LL	19.95	662268	716066319	NPW
PILGRIM VILLAGE	SCREEN	KULBACKS	4/25/2022	LL	19.79	662335	716066319	NPW
PILGRIM VILLAGE	SCREEN	KULBACKS	4/25/2022	LL	19.77	662407	716066319	NPW
PILGRIM VILLAGE	SCREEN	KULBACKS	4/25/2022	LL	20.8	662112	716066319	NPW
PILGRIM VILLAGE	SCREEN	KULBACKS	4/25/2022	LL	20.6	662179	716066319	NPW
PILGRIM VILLAGE	SCREEN	KULBACKS	4/25/2022	LL	19.3	662239	716066319	NPW
PILGRIM VILLAGE	SCREEN	KULBACKS	4/25/2022	LL	20.00	662306	716066319	NPW
PILGRIM VILLAGE	SCREEN	KULBACKS	4/25/2022	LL	19.42	662377	716066319	NPW
PILGRIM VILLAGE	SCREEN	KULBACKS	4/25/2022	LL	19.88	662444	716066319	NPW
PILGRIM VILLAGE	SCREEN	KULBACKS	4/25/2022	LL	19.67	662104	716066319	NPW
PILGRIM VILLAGE	SCREEN	KULBACKS	4/25/2022	LL	22.12	662167	716066319	NPW
PILGRIM VILLAGE	SCREEN	KULBACKS	4/25/2022	LL	21.74	662231	716066319	NPW
PILGRIM VILLAGE	SCREEN	KULBACKS	4/25/2022	LL	21.61	662299	716066319	NPW
PILGRIM VILLAGE	SCREEN	KULBACKS	4/25/2022	LL	20.81	662365	716066319	NPW
PILGRIM VILLAGE	SCREEN	KULBACKS	4/25/2022	LL	21.37	662439	716066319	NPW
PILGRIM VILLAGE	SCREEN	KULBACKS	4/25/2022	LL	19.26	662093	716066319	NPW
PILGRIM VILLAGE	SCREEN	KULBACKS	4/25/2022	LL	20.27	662174	716066319	NPW
PILGRIM VILLAGE	SCREEN	KULBACKS	4/25/2022	LL	19.11	662240	716066319	NPW
PILGRIM VILLAGE	SCREEN	KULBACKS	4/25/2022	LL	19.55	662341	716066319	NPW
PILGRIM VILLAGE	SCREEN	KULBACKS	4/25/2022	LL	19.36	662415	716066319	NPW
PILGRIM VILLAGE	SCREEN	KULBACKS	4/25/2022	LL	22.00	662106	716066319	NPW
PILGRIM VILLAGE	SCREEN	KULBACKS	4/25/2022	LL	22.22	662165	716066319	NPW
PILGRIM VILLAGE	SCREEN	KULBACKS	4/25/2022	LL	21.49	662230	716066319	NPW
PILGRIM VILLAGE	SCREEN	KULBACKS	4/25/2022	LL	21.16	662300	716066319	NPW
PILGRIM VILLAGE	SCREEN	KULBACKS	4/25/2022	LL	21.55	662370	716066319	NPW
PILGRIM VILLAGE	SCREEN	KULBACKS	4/25/2022	LL	21.41	662441	716066319	NPW
PILGRIM VILLAGE	SCREEN	KULBACKS	4/25/2022	LL	21.25	662118	716066319	DESIGN
PILGRIM VILLAGE	SCREEN	KULBACKS	4/25/2022	LL	20.78	662190	716066319	DESIGN
PILGRIM VILLAGE	SCREEN	KULBACKS	4/25/2022	LL	20.84	662310	716066319	DESIGN
PILGRIM VILLAGE	SCREEN	KULBACKS	4/25/2022	LL	20.14	662394	716066319	DESIGN
PILGRIM VILLAGE	SCREEN	KULBACKS	4/25/2022	LL	20.9	662133	716066319	DESIGN
PILGRIM VILLAGE	SCREEN	KULBACKS	4/25/2022	LL	20.79	662195	716066319	DESIGN
PILGRIM VILLAGE	SCREEN	KULBACKS	4/25/2022	LL	19.91	662259	716066319	DESIGN
PILGRIM VILLAGE	SCREEN	KULBACKS	4/25/2022	LL	20.35	662328	716066319	DESIGN
PILGRIM VILLAGE	SCREEN	KULBACKS	4/25/2022	LL	20.38	662401	716066319	DESIGN
PILGRIM VILLAGE	SCREEN	KULBACKS	4/25/2022	LL	19.91	662099	716066319	JJ
PILGRIM VILLAGE	SCREEN	KULBACKS	4/25/2022	LL	19.15	662164	716066319	JJ
PILGRIM VILLAGE	SCREEN	KULBACKS	4/25/2022	LL	18.65	662235	716066319	JJ
PILGRIM VILLAGE	SCREEN	KULBACKS	4/25/2022	LL	18.49	662312	716066319	JJ
PILGRIM VILLAGE	CR2	KULBACKS	4/26/2022	LL	19.49	662482	716066319	TURNKEY
PILGRIM VILLAGE	CR2	KULBACKS	4/26/2022	LL	20.62	662551	716066319	TURNKEY
PILGRIM VILLAGE	CR2	KULBACKS	4/26/2022	LL	20.29	662080	716066319	TURNKEY
PILGRIM VILLAGE	CR2	KULBACKS	4/26/2022	LL	20.3	662667	716066319	TURNKEY
PILGRIM VILLAGE	CR2	KULBACKS	4/26/2022	LL	20.32	662738	716066319	TURNKEY
PILGRIM VILLAGE	CR2	KULBACKS	4/26/2022	LL	20.4	662303	716066319	TURNKEY
PILGRIM VILLAGE	CR2	KULBACKS	4/26/2022	LL	22.6	662474	716066319	BPT
PILGRIM VILLAGE	CR2	KULBACKS	4/26/2022	LL	22.28	662556	716066319	BPT
PILGRIM VILLAGE	CR2	KULBACKS	4/26/2022	LL	22.33	662616	716066319	BPT
PILGRIM VILLAGE	CR2	KULBACKS	4/26/2022	LL	21.93	662699	716066319	BPT
PILGRIM VILLAGE	CR2	KULBACKS	4/26/2022	LL	22.04	662781	716066319	BPT
PILGRIM VILLAGE	CR2	KULBACKS	4/26/2022	LL	22.16	662475	716066319	BPT
PILGRIM VILLAGE	CR2	KULBACKS	4/26/2022	LL	20.97	662566	716066319	BPT
PILGRIM VILLAGE	CR2	KULBACKS	4/26/2022	LL	21.55	662623	716066319	BPT
PILGRIM VILLAGE	CR2	KULBACKS	4/26/2022	LL	21.26	662698	716066319	BPT
PILGRIM VILLAGE	CR2	KULBACKS	4/26/2022	LL	20.46	662784	716066319	BPT
PILGRIM VILLAGE	CR2	KULBACKS	4/26/2022	LL	22.18	662464	716066319	BPT
PILGRIM VILLAGE	CR2	KULBACKS	4/26/2022	LL	22.99	662541	716066319	BPT
PILGRIM VILLAGE	CR2	KULBACKS	4/26/2022	LL	21.98	662602	716066319	BPT
PILGRIM VILLAGE	CR2	KULBACKS	4/26/2022	LL	22.18	662677	716066319	BPT
PILGRIM VILLAGE	CR2	KULBACKS	4/26/2022	LL	22.08	662746	716066319	BPT
PILGRIM VILLAGE	CR2	KULBACKS	4/26/2022	LL	21.38	662811	716066319	BPT
PILGRIM VILLAGE	CR2	KULBACKS	4/26/2022	LL	21.27	662457	716066319	BTS

CARMEN M. PARISO, INC. HIRED TRUCKS -

PILGRIM VILLAGE	CR2	KULBACKS	4/26/2022	LL	21.24	662520	716066319	BTS
PILGRIM VILLAGE	CR2	KULBACKS	4/26/2022	LL	21.21	662586	716066319	BTS
PILGRIM VILLAGE	CR2	KULBACKS	4/26/2022	LL	21.51	662652	716066319	BTS
PILGRIM VILLAGE	CR2	KULBACKS	4/26/2022	LL	21.33	662715	716066319	BTS
PILGRIM VILLAGE	CR2	KULBACKS	4/26/2022	LL	20.89	662791	716066319	BTS
PILGRIM VILLAGE	CR2	KULBACKS	4/26/2022	LL	21.49	662491	716066319	MARRAN
PILGRIM VILLAGE	CR2	KULBACKS	4/26/2022	LL	21.97	662563	716066319	MARRAN
PILGRIM VILLAGE	CR2	KULBACKS	4/26/2022	LL	22.1	662622	716066319	MARRAN
PILGRIM VILLAGE	CR2	KULBACKS	4/26/2022	LL	21.6	662707	716066319	MARRAN
PILGRIM VILLAGE	CR2	KULBACKS	4/26/2022	LL	22.14	662778	716066319	MARRAN
PILGRIM VILLAGE	CR2	KULBACKS	4/26/2022	LL	21.74	662468	716066319	CIMATO
PILGRIM VILLAGE	CR2	KULBACKS	4/26/2022	LL	21.4	662531	716066319	CIMATO
PILGRIM VILLAGE	CR2	KULBACKS	4/26/2022	LL	21.53	662610	716066319	CIMATO
PILGRIM VILLAGE	CR2	KULBACKS	4/26/2022	LL	21.38	662671	716066319	CIMATO
PILGRIM VILLAGE	CR2	KULBACKS	4/26/2022	LL	21.75	662743	716066319	CIMATO
PILGRIM VILLAGE	CR2	KULBACKS	4/26/2022	LL	22.5	662453	716066319	NPW
PILGRIM VILLAGE	CR2	KULBACKS	4/26/2022	LL	22.32	662511	716066319	NPW
PILGRIM VILLAGE	CR2	KULBACKS	4/26/2022	LL	22.54	662581	716066319	NPW
PILGRIM VILLAGE	CR2	KULBACKS	4/26/2022	LL	22.45	662637	716066319	NPW
PILGRIM VILLAGE	CR2	KULBACKS	4/26/2022	LL	22.55	662706	716066319	NPW
PILGRIM VILLAGE	CR2	KULBACKS	4/26/2022	LL	22.43	662779	716066319	NPW
PILGRIM VILLAGE	CR2	KULBACKS	4/26/2022	LL	22.04	662456	716066319	NPW
PILGRIM VILLAGE	CR2	KULBACKS	4/26/2022	LL	21.91	662519	716066319	NPW
PILGRIM VILLAGE	CR2	KULBACKS	4/26/2022	LL	21.61	662585	716066319	NPW
PILGRIM VILLAGE	CR2	KULBACKS	4/26/2022	LL	21.56	662639	716066319	NPW
PILGRIM VILLAGE	CR2	KULBACKS	4/26/2022	LL	21.74	662712	716066319	NPW
PILGRIM VILLAGE	CR2	KULBACKS	4/26/2022	LL	21.72	662782	716066319	NPW
PILGRIM VILLAGE	CR2	KULBACKS	4/26/2022	LL	20.92	662455	716066319	NPW
PILGRIM VILLAGE	CR2	KULBACKS	4/26/2022	LL	20.93	662517	716066319	NPW
PILGRIM VILLAGE	CR2	KULBACKS	4/26/2022	LL	20.91	662587	716066319	NPW
PILGRIM VILLAGE	CR2	KULBACKS	4/26/2022	LL	20.98	662636	716066319	NPW
PILGRIM VILLAGE	CR2	KULBACKS	4/26/2022	LL	20.79	662704	716066319	NPW
PILGRIM VILLAGE	CR2	KULBACKS	4/26/2022	LL	20.98	662775	716066319	NPW
PILGRIM VILLAGE	CR2	KULBACKS	4/26/2022	LL	21.98	662452	716066319	NPW
PILGRIM VILLAGE	CR2	KULBACKS	4/26/2022	LL	21.53	662510	716066319	NPW
PILGRIM VILLAGE	CR2	KULBACKS	4/26/2022	LL	21.85	662579	716066319	NPW
PILGRIM VILLAGE	CR2	KULBACKS	4/26/2022	LL	21.95	662635	716066319	NPW
PILGRIM VILLAGE	CR2	KULBACKS	4/26/2022	LL	22.29	662702	716066319	NPW
PILGRIM VILLAGE	CR2	KULBACKS	4/26/2022	LL	21.71	662774	716066319	NPW
PILGRIM VILLAGE	CR2	KULBACKS	4/26/2022	LL	22.19	662501	716066319	DESIGN
PILGRIM VILLAGE	CR2	KULBACKS	4/26/2022	LL	21.91	662570	716066319	DESIGN
PILGRIM VILLAGE	CR2	KULBACKS	4/26/2022	LL	22.35	662640	716066319	DESIGN
PILGRIM VILLAGE	CR2	KULBACKS	4/26/2022	LL	21.9	662716	716066319	DESIGN
PILGRIM VILLAGE	CR2	KULBACKS	4/26/2022	LL	21.77	662787	716066319	DESIGN
PILGRIM VILLAGE	CR2	KULBACKS	4/26/2022	LL	19.32	662477	716066319	JJ
PILGRIM VILLAGE	CR2	KULBACKS	4/26/2022	LL	19.75	662553	716066319	JJ
PILGRIM VILLAGE	CR2	KULBACKS	4/26/2022	LL	19.26	662614	716066319	JJ
PILGRIM VILLAGE	CR2	KULBACKS	4/26/2022	LL	19.79	662686	716066319	JJ
PILGRIM VILLAGE	CR2	KULBACKS	4/26/2022	LL	19.71	662777	716066319	JJ
PILGRIM VILLAGE	CR2	KULBACKS	4/26/2022	LL	22.18	662464	716066319	BPT
PILGRIM VILLAGE	CR2	KULBACKS	4/26/2022	LL	22.99	662541	716066319	BPT
PILGRIM VILLAGE	CR2	KULBACKS	4/26/2022	LL	21.98	662602	716066319	BPT
PILGRIM VILLAGE	CR2	KULBACKS	4/26/2022	LL	22.18	662677	716066319	BPT
PILGRIM VILLAGE	CR2	KULBACKS	4/26/2022	LL	22.08	662746	716066319	BPT
PILGRIM VILLAGE	CR2	KULBACKS	4/26/2022	LL	21.38	662811	716066319	BPT
					April Total (tons)		19592.59	
PILGRIM VILLAGE	CR6	KULBACKS	5/13/2022	LL	20.36	666295	716161615	BPT
PILGRIM VILLAGE	CR6	KULBACKS	5/13/2022	LL	22.18	666297	716161615	BPT
PILGRIM VILLAGE	CR6	KULBACKS	5/13/2022	LL	20.67	666287	716161615	GAM
PILGRIM VILLAGE	CR6	KULBACKS	5/13/2022	LL	21.86	666293	716161615	SILVER
PILGRIM VILLAGE	CR6	KULBACKS	5/13/2022	LL	21.97	666294	716161615	NPW
PILGRIM VILLAGE	CR6	KULBACKS	5/13/2022	LL	20.24	666291	716161615	NPW
PILGRIM VILLAGE	CR6	KULBACKS	5/13/2022	LL	22.72	666290	716161615	CJK
PILGRIM VILLAGE	CR6	KULBACKS	5/13/2022	LL	18.51	666288	716161615	RM
PILGRIM VILLAGE	CR6	KULBACKS	5/13/2022	LL	19.58	666298	716161615	TECH
PILGRIM VILLAGE	CR6	KULBACKS	5/17/2022	LL	21.94	666844	716198777	BPT
PILGRIM VILLAGE	CR6	KULBACKS	5/17/2022	LL	21.77	666894	716198777	BPT
PILGRIM VILLAGE	CR6	KULBACKS	5/17/2022	LL	21.93	666958	716198777	BPT
PILGRIM VILLAGE	CR6	KULBACKS	5/17/2022	LL	22.27	666845	716198777	BPT

PILGRIM VILLAGE	CR6	KULBACKS	5/17/2022	LL	21.6	666901	716198777	BPT
PILGRIM VILLAGE	CR6	KULBACKS	5/17/2022	LL	22.28	666959	716198777	BPT
PILGRIM VILLAGE	CR6	KULBACKS	5/17/2022	LL	21.07	666848	716198777	BPT
PILGRIM VILLAGE	CR6	KULBACKS	5/17/2022	LL	22.01	666899	716198777	BPT
PILGRIM VILLAGE	CR6	KULBACKS	5/17/2022	LL	21.00	666955	716198777	BPT
PILGRIM VILLAGE	CR6	KULBACKS	5/17/2022	LL	20.72	666847	716198777	BPT
PILGRIM VILLAGE	CR6	KULBACKS	5/17/2022	LL	20.67	666897	716198777	BPT
PILGRIM VILLAGE	CR6	KULBACKS	5/17/2022	LL	20.28	666956	716198777	BPT
PILGRIM VILLAGE	CR6	KULBACKS	5/17/2022	LL	21.52	666853	716198777	BRENON
PILGRIM VILLAGE	CR6	KULBACKS	5/17/2022	LL	21.32	666895	716198777	BRENON
PILGRIM VILLAGE	CR6	KULBACKS	5/17/2022	LL	21.41	666947	716198777	BRENON
PILGRIM VILLAGE	CR6	KULBACKS	5/17/2022	LL	22.47	666849	716198777	LLOYD
PILGRIM VILLAGE	CR6	KULBACKS	5/17/2022	LL	22.56	666892	716198777	LLOYD
PILGRIM VILLAGE	CR6	KULBACKS	5/17/2022	LL	22.73	666957	716198777	LLOYD
PILGRIM VILLAGE	CR6	KULBACKS	5/17/2022	LL	23.07	666843	716198777	LLOYD
PILGRIM VILLAGE	CR6	KULBACKS	5/17/2022	LL	23.3	666886	716198777	LLOYD
PILGRIM VILLAGE	CR6	KULBACKS	5/17/2022	LL	23.29	666942	716198777	LLOYD
PILGRIM VILLAGE	SCREEN	KULBACKS	5/17/2022	LL	21.82	667011	716205146	BPT
PILGRIM VILLAGE	SCREEN	KULBACKS	5/17/2022	LL	20.79	667063	716205146	BPT
PILGRIM VILLAGE	SCREEN	KULBACKS	5/17/2022	LL	22.23	667008	716205146	BPT
PILGRIM VILLAGE	SCREEN	KULBACKS	5/17/2022	LL	20.23	666998	716205146	BPT
PILGRIM VILLAGE	SCREEN	KULBACKS	5/17/2022	LL	19.60	667043	716205146	BPT
PILGRIM VILLAGE	SCREEN	KULBACKS	5/17/2022	LL	21.34	666999	716205146	BPT
PILGRIM VILLAGE	SCREEN	KULBACKS	5/17/2022	LL	20.7	667045	716205146	BPT
PILGRIM VILLAGE	SCREEN	KULBACKS	5/17/2022	LL	20.55	666988	716205146	BRENON
PILGRIM VILLAGE	SCREEN	KULBACKS	5/17/2022	LL	21.00	667036	716205146	BRENON
PILGRIM VILLAGE	SCREEN	KULBACKS	5/17/2022	LL	22.44	666978	716205146	LLOYD
PILGRIM VILLAGE	SCREEN	KULBACKS	5/17/2022	LL	22.45	667025	716205146	LLOYD
PILGRIM VILLAGE	SCREEN	KULBACKS	5/17/2022	LL	23.26	667080	716205146	LLOYD
PILGRIM VILLAGE	SCREEN	KULBACKS	5/17/2022	LL	21.84	667086	716205146	LLOYD
PILGRIM VILLAGE	SCREEN	KULBACKS	5/17/2022	LL	22.11	667038	716205146	LLOYD
PILGRIM VILLAGE	SCREEN	KULBACKS	5/17/2022	LL	22.11	666997	716205146	LLOYD
PILGRIM VILLAGE	SCREEN	KULBACKS	5/18/2022	LL	19.89	667104	716205146	BPT
PILGRIM VILLAGE	SCREEN	KULBACKS	5/18/2022	LL	21.76	667401	716205146	PLI
PILGRIM VILLAGE	SCREEN	KULBACKS	5/18/2022	LL	21.5	667130	716205146	PLI
PILGRIM VILLAGE	SCREEN	KULBACKS	5/18/2022	LL	21.43	667199	716205146	PLI
PILGRIM VILLAGE	SCREEN	KULBACKS	5/18/2022	LL	22.21	667267	716205146	PLI
PILGRIM VILLAGE	SCREEN	KULBACKS	5/18/2022	LL	19.98	667333	716205146	PLI
PILGRIM VILLAGE	SCREEN	KULBACKS	5/18/2022	LL	20.59	667403	716205146	PLI
PILGRIM VILLAGE	SCREEN	KULBACKS	5/18/2022	LL	20.65	667423	716205146	PLI
PILGRIM VILLAGE	SCREEN	KULBACKS	5/18/2022	LL	22.63	667128	716205146	PLI
PILGRIM VILLAGE	SCREEN	KULBACKS	5/18/2022	LL	21.58	667191	716205146	PLI
PILGRIM VILLAGE	SCREEN	KULBACKS	5/18/2022	LL	22.3	667261	716205146	PLI
PILGRIM VILLAGE	SCREEN	KULBACKS	5/18/2022	LL	20.55	667330	716205146	PLI
PILGRIM VILLAGE	SCREEN	KULBACKS	5/18/2022	LL	22.46	667390	716205146	PLI
PILGRIM VILLAGE	SCREEN	KULBACKS	5/18/2022	LL	20.59	67112	716205146	NPW
PILGRIM VILLAGE	SCREEN	KULBACKS	5/18/2022	LL	20.59	667157	716205146	NPW
PILGRIM VILLAGE	SCREEN	KULBACKS	5/18/2022	LL	19.93	667224	716205146	NPW
PILGRIM VILLAGE	SCREEN	KULBACKS	5/18/2022	LL	20.14	667279	716205146	NPW
PILGRIM VILLAGE	SCREEN	KULBACKS	5/18/2022	LL	20.75	667371	716205146	NPW
PILGRIM VILLAGE	SCREEN	KULBACKS	5/18/2022	LL	21.51	667158	716205146	NPW
PILGRIM VILLAGE	SCREEN	KULBACKS	5/18/2022	LL	22.53	667114	716205146	NPW
PILGRIM VILLAGE	SCREEN	KULBACKS	5/18/2022	LL	21.51	667226	716205146	NPW
PILGRIM VILLAGE	SCREEN	KULBACKS	5/18/2022	LL	21.36	667282	716205146	NPW
PILGRIM VILLAGE	SCREEN	KULBACKS	5/18/2022	LL	21.48	667372	716205146	NPW
PILGRIM VILLAGE	SCREEN	KULBACKS	5/18/2022	LL	21.93	667118	716205146	NPW
PILGRIM VILLAGE	SCREEN	KULBACKS	5/18/2022	LL	21.58	667170	716205146	NPW
PILGRIM VILLAGE	SCREEN	KULBACKS	5/18/2022	LL	21.5	667238	716205146	NPW
PILGRIM VILLAGE	SCREEN	KULBACKS	5/18/2022	LL	21.22	667308	716205146	NPW
PILGRIM VILLAGE	SCREEN	KULBACKS	5/18/2022	LL	20.63	667378	716205146	NPW
PILGRIM VILLAGE	SCREEN	KULBACKS	5/18/2022	LL	20.64	667119	716205146	NPW
PILGRIM VILLAGE	SCREEN	KULBACKS	5/18/2022	LL	21.6	667172	716205146	NPW
PILGRIM VILLAGE	SCREEN	KULBACKS	5/18/2022	LL	21.48	667266	716205146	NPW
PILGRIM VILLAGE	SCREEN	KULBACKS	5/18/2022	LL	21.11	667331	716205146	NPW
PILGRIM VILLAGE	SCREEN	KULBACKS	5/18/2022	LL	21.27	667391	716205146	NPW
PILGRIM VILLAGE	SCREEN	KULBACKS	5/18/2022	LL	21.48	667111	716205146	NPW
PILGRIM VILLAGE	SCREEN	KULBACKS	5/18/2022	LL	21.56	667156	716205146	NPW
PILGRIM VILLAGE	SCREEN	KULBACKS	5/18/2022	LL	21.89	667223	716205146	NPW
PILGRIM VILLAGE	SCREEN	KULBACKS	5/18/2022	LL	20.33	667278	716205146	NPW

PILGRIM VILLAGE	SCREEN	KULBACKS	5/18/2022	LL	21.79	667406	716205146	NPW
PILGRIM VILLAGE	SCREEN	KULBACKS	5/18/2022	LL	22.61	667116	716205146	BTS
PILGRIM VILLAGE	SCREEN	KULBACKS	5/18/2022	LL	22.01	667168	716205146	BTS
PILGRIM VILLAGE	SCREEN	KULBACKS	5/18/2022	LL	21.39	667241	716205146	BTS
PILGRIM VILLAGE	SCREEN	KULBACKS	5/18/2022	LL	20.75	667312	716205146	BTS
PILGRIM VILLAGE	SCREEN	KULBACKS	5/18/2022	LL	22.22	667376	716205146	BTS
PILGRIM VILLAGE	SCREEN	KULBACKS	5/19/2022	LL	20.88	667685	716205146	BPT
PILGRIM VILLAGE	SCREEN	KULBACKS	5/19/2022	LL	22.32	667777	716205146	BPT
PILGRIM VILLAGE	SCREEN	KULBACKS	5/19/2022	LL	20.79	667690	716205146	BPT
PILGRIM VILLAGE	SCREEN	KULBACKS	5/19/2022	LL	21.76	667784	716205146	BPT
PILGRIM VILLAGE	SCREEN	KULBACKS	5/19/2022	LL	20.38	667643	716205146	BPT
PILGRIM VILLAGE	SCREEN	KULBACKS	5/19/2022	LL	20.99	667715	716205146	BPT
PILGRIM VILLAGE	SCREEN	KULBACKS	5/19/2022	LL	21.17	667689	716205146	BPT
PILGRIM VILLAGE	SCREEN	KULBACKS	5/19/2022	LL	22.12	667779	716205146	BPT
PILGRIM VILLAGE	SCREEN	KULBACKS	5/19/2022	LL	20.57	667665	716205146	NPW
PILGRIM VILLAGE	SCREEN	KULBACKS	5/19/2022	LL	22.18	667776	716205146	NPW
PILGRIM VILLAGE	SCREEN	KULBACKS	5/19/2022	LL	22.11	667476	716205146	NPW
PILGRIM VILLAGE	SCREEN	KULBACKS	5/19/2022	LL	21.51	667547	716205146	NPW
PILGRIM VILLAGE	SCREEN	KULBACKS	5/19/2022	LL	21.96	667629	716205146	NPW
PILGRIM VILLAGE	SCREEN	KULBACKS	5/19/2022	LL	20.93	667705	716205146	NPW
PILGRIM VILLAGE	SCREEN	KULBACKS	5/19/2022	LL	21.52	667781	716205146	NPW
PILGRIM VILLAGE	SCREEN	KULBACKS	5/19/2022	LL	21.30	667448	716205146	BRENON
PILGRIM VILLAGE	SCREEN	KULBACKS	5/19/2022	LL	20.73	667514	716205146	BRENON
PILGRIM VILLAGE	SCREEN	KULBACKS	5/19/2022	LL	20.33	667599	716205146	BRENON
PILGRIM VILLAGE	SCREEN	KULBACKS	5/19/2022	LL	19.93	667683	716205146	BRENON
PILGRIM VILLAGE	SCREEN	KULBACKS	5/19/2022	LL	21.65	667772	716205146	BRENON
PILGRIM VILLAGE	SCREEN	KULBACKS	5/19/2022	LL	22.18	667472	716205146	BTS
PILGRIM VILLAGE	SCREEN	KULBACKS	5/19/2022	LL	21.55	667553	716205146	BTS
PILGRIM VILLAGE	SCREEN	KULBACKS	5/19/2022	LL	21.27	667603	716205146	BTS
PILGRIM VILLAGE	SCREEN	KULBACKS	5/19/2022	LL	20.44	667686	716205146	BTS
PILGRIM VILLAGE	SCREEN	KULBACKS	5/19/2022	LL	22.21	667773	716205146	BTS
PILGRIM VILLAGE	SCREEN	KULBACKS	5/19/2022	LL	22.38	667473	716205146	CJK
PILGRIM VILLAGE	SCREEN	KULBACKS	5/19/2022	LL	22.18	667539	716205146	CJK
PILGRIM VILLAGE	SCREEN	KULBACKS	5/19/2022	LL	21.26	667605	716205146	CJK
PILGRIM VILLAGE	SCREEN	KULBACKS	5/19/2022	LL	20.58	667687	716205146	CJK
PILGRIM VILLAGE	SCREEN	KULBACKS	5/19/2022	LL	21.83	667774	716205146	CJK
PILGRIM VILLAGE	SCREEN	KULBACKS	5/19/2022	LL	20.78	667481	716205146	LORENZ
PILGRIM VILLAGE	SCREEN	KULBACKS	5/19/2022	LL	20.50	667565	716205146	LORENZ
PILGRIM VILLAGE	SCREEN	KULBACKS	5/19/2022	LL	20.69	667636	716205146	LORENZ
PILGRIM VILLAGE	SCREEN	KULBACKS	5/19/2022	LL	20.62	667706	716205146	LORENZ
PILGRIM VILLAGE	SCREEN	KULBACKS	5/19/2022	LL	20.96	667785	716205146	LORENZ
PILGRIM VILLAGE	SCREEN	KULBACKS	5/19/2022	LL	21.26	667482	716205146	LORENZ
PILGRIM VILLAGE	SCREEN	KULBACKS	5/19/2022	LL	20.39	667568	716205146	LORENZ
PILGRIM VILLAGE	SCREEN	KULBACKS	5/19/2022	LL	20.12	667637	716205146	LORENZ
PILGRIM VILLAGE	SCREEN	KULBACKS	5/19/2022	LL	20.64	667709	716205146	LORENZ
PILGRIM VILLAGE	SCREEN	KULBACKS	5/19/2022	LL	21.04	667787	716205146	LORENZ
PILGRIM VILLAGE	SCREEN	KULBACKS	5/20/2022	LL	21.46	667854	716243357	PLI
PILGRIM VILLAGE	SCREEN	KULBACKS	5/20/2022	LL	22.33	667909	716243357	PLI
PILGRIM VILLAGE	SCREEN	KULBACKS	5/20/2022	LL	22.15	667963	716243357	PLI
PILGRIM VILLAGE	SCREEN	KULBACKS	5/20/2022	LL	22.58	668024	716243357	PLI
PILGRIM VILLAGE	SCREEN	KULBACKS	5/20/2022	LL	21.97	668087	716243357	PLI
PILGRIM VILLAGE	SCREEN	KULBACKS	5/20/2022	LL	21.86	668130	716243357	PLI
PILGRIM VILLAGE	SCREEN	KULBACKS	5/20/2022	LL	21.52	667859	716243357	BPT
PILGRIM VILLAGE	SCREEN	KULBACKS	5/20/2022	LL	22.04	667941	716243357	BPT
PILGRIM VILLAGE	SCREEN	KULBACKS	5/20/2022	LL	21.8	667986	716243357	BPT
PILGRIM VILLAGE	SCREEN	KULBACKS	5/20/2022	LL	22.19	668047	716243357	BPT
PILGRIM VILLAGE	SCREEN	KULBACKS	5/20/2022	LL	21.71	668110	716243357	BPT
PILGRIM VILLAGE	SCREEN	KULBACKS	5/20/2022	LL	20.28	667860	716243357	BPT
PILGRIM VILLAGE	SCREEN	KULBACKS	5/20/2022	LL	20.69	667919	716243357	BPT
PILGRIM VILLAGE	SCREEN	KULBACKS	5/20/2022	LL	20.46	667987	716243357	BPT
PILGRIM VILLAGE	SCREEN	KULBACKS	5/20/2022	LL	20.73	668048	716243357	BPT
PILGRIM VILLAGE	SCREEN	KULBACKS	5/20/2022	LL	20.62	668111	716243357	BPT
PILGRIM VILLAGE	SCREEN	KULBACKS	5/20/2022	LL	21.98	667857	716243357	BPT
PILGRIM VILLAGE	SCREEN	KULBACKS	5/20/2022	LL	21.8	667913	716243357	BPT
PILGRIM VILLAGE	SCREEN	KULBACKS	5/20/2022	LL	21.94	667983	716243357	BPT
PILGRIM VILLAGE	SCREEN	KULBACKS	5/20/2022	LL	21.86	668043	716243357	BPT
PILGRIM VILLAGE	SCREEN	KULBACKS	5/20/2022	LL	22.13	668108	716243357	BPT
PILGRIM VILLAGE	SCREEN	KULBACKS	5/20/2022	LL	21.41	667866	716243357	NPW
PILGRIM VILLAGE	SCREEN	KULBACKS	5/20/2022	LL	21.96	667920	716243357	NPW

CARMEN M. PARISO, INC. HIRED TRUCKS -

PILGRIM VILLAGE	SCREEN	KULBACKS	5/20/2022	LL	21.96	667984	716243357	NPW
PILGRIM VILLAGE	SCREEN	KULBACKS	5/20/2022	LL	21.87	668044	716243357	NPW
PILGRIM VILLAGE	SCREEN	KULBACKS	5/20/2022	LL	21.82	668106	716243357	NPW
PILGRIM VILLAGE	SCREEN	KULBACKS	5/20/2022	LL	20.94	667864	716243357	NPW
PILGRIM VILLAGE	SCREEN	KULBACKS	5/20/2022	LL	21.26	667912	716243357	NPW
PILGRIM VILLAGE	SCREEN	KULBACKS	5/20/2022	LL	21.48	667965	716243357	NPW
PILGRIM VILLAGE	SCREEN	KULBACKS	5/20/2022	LL	21.03	668023	716243357	NPW
PILGRIM VILLAGE	SCREEN	KULBACKS	5/20/2022	LL	21.01	668085	716243357	NPW
PILGRIM VILLAGE	SCREEN	KULBACKS	5/20/2022	LL	21.39	667858	716243357	BRENON
PILGRIM VILLAGE	SCREEN	KULBACKS	5/20/2022	LL	21.58	667910	716243357	BRENON
PILGRIM VILLAGE	SCREEN	KULBACKS	5/20/2022	LL	21.49	667964	716243357	BRENON
PILGRIM VILLAGE	SCREEN	KULBACKS	5/20/2022	LL	21.47	668022	716243357	BRENON
PILGRIM VILLAGE	SCREEN	KULBACKS	5/20/2022	LL	20.94	668083	716243357	BRENON
PILGRIM VILLAGE	SCREEN	KULBACKS	5/20/2022	LL	21.68	668129	716243357	BRENON
PILGRIM VILLAGE	SCREEN	KULBACKS	5/20/2022	LL	21.81	667862	716243357	CJK
PILGRIM VILLAGE	SCREEN	KULBACKS	5/20/2022	LL	22.36	667916	716243357	CJK
PILGRIM VILLAGE	SCREEN	KULBACKS	5/20/2022	LL	21.21	667982	716243357	CJK
PILGRIM VILLAGE	SCREEN	KULBACKS	5/20/2022	LL	21.81	668041	716243357	CJK
PILGRIM VILLAGE	SCREEN	KULBACKS	5/20/2022	LL	22.15	668105	716243357	CJK
PILGRIM VILLAGE	CR6	KULBACKS	5/23/2022	LL	21.33	668265	715205146	BPT
PILGRIM VILLAGE	CR6	KULBACKS	5/23/2022	LL	20.84	668360	715205146	BPT
PILGRIM VILLAGE	CR6	KULBACKS	5/23/2022	LL	20.81	668263	715205146	BPT
PILGRIM VILLAGE	CR6	KULBACKS	5/23/2022	LL	20.36	668357	715205146	BPT
PILGRIM VILLAGE	ST1	KULBACKS	5/23/2022	LL	22.18	668163	715205146	PLI
PILGRIM VILLAGE	ST1	KULBACKS	5/23/2022	LL	21.65	668219	715205146	PLI
PILGRIM VILLAGE	SCREEN	KULBACKS	5/23/2022	LL	22.27	668284	716243357	PLI
PILGRIM VILLAGE	SCREEN	KULBACKS	5/23/2022	LL	21.78	668346	716243357	PLI
PILGRIM VILLAGE	SCREEN	KULBACKS	5/23/2022	LL	22.34	668425	716243357	PLI
PILGRIM VILLAGE	SCREEN	KULBACKS	5/23/2022	LL	22.08	668489	716243357	PLI
PILGRIM VILLAGE	SCREEN	KULBACKS	5/23/2022	LL	21.5	668173	716243357	BPT
PILGRIM VILLAGE	SCREEN	KULBACKS	5/23/2022	LL	21.64	668239	716243357	BPT
PILGRIM VILLAGE	SCREEN	KULBACKS	5/23/2022	LL	21.25	668318	716243357	BPT
PILGRIM VILLAGE	SCREEN	KULBACKS	5/23/2022	LL	22.35	668391	716243357	BPT
PILGRIM VILLAGE	SCREEN	KULBACKS	5/23/2022	LL	22.3	668485	716243357	BPT
PILGRIM VILLAGE	SCREEN	KULBACKS	5/23/2022	LL	21.96	668171	716243357	BPT
PILGRIM VILLAGE	SCREEN	KULBACKS	5/23/2022	LL	21.27	668221	716243357	BPT
PILGRIM VILLAGE	SCREEN	KULBACKS	5/23/2022	LL	21.13	668319	716243357	BPT
PILGRIM VILLAGE	SCREEN	KULBACKS	5/23/2022	LL	22.44	668393	716243357	BPT
PILGRIM VILLAGE	SCREEN	KULBACKS	5/23/2022	LL	21.67	668162	716243357	NPW
PILGRIM VILLAGE	SCREEN	KULBACKS	5/23/2022	LL	21.69	668222	716243357	NPW
PILGRIM VILLAGE	SCREEN	KULBACKS	5/23/2022	LL	20.74	668317	716243357	NPW
PILGRIM VILLAGE	SCREEN	KULBACKS	5/23/2022	LL	21.5	668382	716243357	NPW
PILGRIM VILLAGE	SCREEN	KULBACKS	5/23/2022	LL	21.19	668450	716243357	NPW
PILGRIM VILLAGE	SCREEN	KULBACKS	5/23/2022	LL	21.68	668151	716243357	NPW
PILGRIM VILLAGE	SCREEN	KULBACKS	5/23/2022	LL	22.16	668211	716243357	NPW
PILGRIM VILLAGE	SCREEN	KULBACKS	5/23/2022	LL	21.67	668274	716243357	NPW
PILGRIM VILLAGE	SCREEN	KULBACKS	5/23/2022	LL	22.02	668345	716243357	NPW
PILGRIM VILLAGE	SCREEN	KULBACKS	5/23/2022	LL	21.52	668418	716243357	NPW
PILGRIM VILLAGE	SCREEN	KULBACKS	5/23/2022	LL	21.46	668486	716243357	NPW
PILGRIM VILLAGE	SCREEN	KULBACKS	5/23/2022	LL	20.8	668150	716243357	BRENON
PILGRIM VILLAGE	SCREEN	KULBACKS	5/23/2022	LL	20.95	668213	716243357	BRENON
PILGRIM VILLAGE	SCREEN	KULBACKS	5/23/2022	LL	20.87	668275	716243357	BRENON
PILGRIM VILLAGE	SCREEN	KULBACKS	5/23/2022	LL	21.56	668340	716243357	BRENON
PILGRIM VILLAGE	SCREEN	KULBACKS	5/23/2022	LL	21.11	668474	716243357	BRENON
PILGRIM VILLAGE	SCREEN	KULBACKS	5/23/2022	LL	21.7	668487	716243357	BRENON
PILGRIM VILLAGE	SCREEN	KULBACKS	5/23/2022	LL	22.14	668192	716243357	BTS
PILGRIM VILLAGE	SCREEN	KULBACKS	5/23/2022	LL	21.95	668258	716243357	BTS
PILGRIM VILLAGE	SCREEN	KULBACKS	5/23/2022	LL	22.16	658328	716243357	BTS
PILGRIM VILLAGE	SCREEN	KULBACKS	5/23/2022	LL	21.74	658397	716243357	BTS
PILGRIM VILLAGE	SCREEN	KULBACKS	5/23/2022	LL	22.49	658484	716243357	BTS
PILGRIM VILLAGE	SCREEN	KULBACKS	5/23/2022	LL	21.52	668175	716243357	CJK
PILGRIM VILLAGE	SCREEN	KULBACKS	5/23/2022	LL	21.68	668241	716243357	CJK
PILGRIM VILLAGE	SCREEN	KULBACKS	5/23/2022	LL	21.69	668317	716243357	CJK
PILGRIM VILLAGE	SCREEN	KULBACKS	5/23/2022	LL	21.6	668386	716243357	CJK
PILGRIM VILLAGE	SCREEN	KULBACKS	5/23/2022	LL	22.25	668454	716243357	CJK
PILGRIM VILLAGE	SCREEN	KULBACKS	5/23/2022	LL	21.75	668180	716243357	MARRAN
PILGRIM VILLAGE	SCREEN	KULBACKS	5/23/2022	LL	21.88	668240	716243357	MARRAN
PILGRIM VILLAGE	SCREEN	KULBACKS	5/23/2022	LL	21.44	668315	716243357	MARRAN
PILGRIM VILLAGE	SCREEN	KULBACKS	5/23/2022	LL	22.4	668396	716243357	MARRAN

PILGRIM VILLAGE	SCREEN	KULBACKS	5/23/2022	LL	21.96	668482	716243357	MARRAN
PILGRIM VILLAGE	SCREEN	KULBACKS	5/24/2022	LL	20.12	668637	716243359	BPT
PILGRIM VILLAGE	SCREEN	KULBACKS	5/24/2022	LL	20.63	668697	716243359	BPT
PILGRIM VILLAGE	SCREEN	KULBACKS	5/24/2022	LL	21.45	668555	716243359	BPT
PILGRIM VILLAGE	SCREEN	KULBACKS	5/24/2022	LL	22.1	668615	716243359	BPT
PILGRIM VILLAGE	SCREEN	KULBACKS	5/24/2022	LL	21.88	668680	716243359	BPT
PILGRIM VILLAGE	SCREEN	KULBACKS	5/24/2022	LL	21.64	668737	716243359	BPT
PILGRIM VILLAGE	SCREEN	KULBACKS	5/24/2022	LL	22.21	668552	716243359	BPT
PILGRIM VILLAGE	SCREEN	KULBACKS	5/24/2022	LL	21.79	668606	716243359	BPT
PILGRIM VILLAGE	SCREEN	KULBACKS	5/24/2022	LL	20.92	668674	716243359	BPT
PILGRIM VILLAGE	SCREEN	KULBACKS	5/24/2022	LL	21.35	668731	716243359	BPT
PILGRIM VILLAGE	SCREEN	KULBACKS	5/24/2022	LL	21.21	668805	716243359	BPT
PILGRIM VILLAGE	SCREEN	KULBACKS	5/24/2022	LL	20.91	668617	716243359	BPT
PILGRIM VILLAGE	SCREEN	KULBACKS	5/24/2022	LL	20.88	668681	716243359	BPT
PILGRIM VILLAGE	SCREEN	KULBACKS	5/24/2022	LL	21.24	668563	716243359	SCHAFER
PILGRIM VILLAGE	SCREEN	KULBACKS	5/24/2022	LL	20.84	668556	716243359	NPW
PILGRIM VILLAGE	SCREEN	KULBACKS	5/24/2022	LL	21.32	668595	716243359	NPW
PILGRIM VILLAGE	SCREEN	KULBACKS	5/24/2022	LL	20.56	668652	716243359	NPW
PILGRIM VILLAGE	SCREEN	KULBACKS	5/24/2022	LL	20.89	668709	716243359	NPW
PILGRIM VILLAGE	SCREEN	KULBACKS	5/24/2022	LL	20.42	668783	716243359	NPW
PILGRIM VILLAGE	SCREEN	KULBACKS	5/24/2022	LL	20.59	668830	716243359	NPW
PILGRIM VILLAGE	SCREEN	KULBACKS	5/24/2022	LL	21.36	668535	716243357	NPW
PILGRIM VILLAGE	SCREEN	KULBACKS	5/24/2022	LL	21.13	668589	716243359	NPW
PILGRIM VILLAGE	SCREEN	KULBACKS	5/24/2022	LL	21.37	668639	716243359	NPW
PILGRIM VILLAGE	SCREEN	KULBACKS	5/24/2022	LL	20.99	668696	716243359	NPW
PILGRIM VILLAGE	SCREEN	KULBACKS	5/24/2022	LL	21.15	668751	716243359	NPW
PILGRIM VILLAGE	SCREEN	KULBACKS	5/24/2022	LL	20.15	668802	716243359	NPW
PILGRIM VILLAGE	SCREEN	KULBACKS	5/24/2022	LL	22.06	668554	716243359	CJK
PILGRIM VILLAGE	SCREEN	KULBACKS	5/24/2022	LL	21.86	668601	716243359	CJK
PILGRIM VILLAGE	SCREEN	KULBACKS	5/24/2022	LL	21.79	668660	716243359	CJK
PILGRIM VILLAGE	SCREEN	KULBACKS	5/24/2022	LL	22.01	668725	716243359	CJK
PILGRIM VILLAGE	SCREEN	KULBACKS	5/24/2022	LL	22.17	668785	716243359	CJK
PILGRIM VILLAGE	SCREEN	KULBACKS	5/24/2022	LL	21.85	668836	716243359	CJK
PILGRIM VILLAGE	SCREEN	KULBACKS	5/24/2022	LL	21.6	668564	716243359	BRENON
PILGRIM VILLAGE	SCREEN	KULBACKS	5/24/2022	LL	20.82	668621	716243359	BRENON
PILGRIM VILLAGE	SCREEN	KULBACKS	5/24/2022	LL	21.25	668678	716243359	BRENON
PILGRIM VILLAGE	SCREEN	KULBACKS	5/24/2022	LL	20.73	668739	716243359	BRENON
PILGRIM VILLAGE	SCREEN	KULBACKS	5/24/2022	LL	21.16	668796	716243359	BRENON
PILGRIM VILLAGE	SCREEN	KULBACKS	5/24/2022	LL	21.86	668536	716243359	BTS
PILGRIM VILLAGE	SCREEN	KULBACKS	5/24/2022	LL	22.23	668590	716243359	BTS
PILGRIM VILLAGE	SCREEN	KULBACKS	5/24/2022	LL	21.68	668650	716243359	BTS
PILGRIM VILLAGE	SCREEN	KULBACKS	5/24/2022	LL	21.48	668700	716243359	BTS
PILGRIM VILLAGE	SCREEN	KULBACKS	5/24/2022	LL	21.29	668760	716243359	BTS
PILGRIM VILLAGE	SCREEN	KULBACKS	5/24/2022	LL	21.74	668825	716243359	BTS
PILGRIM VILLAGE	SCREEN	KULBACKS	5/25/2022	LL	22.02	668865	716243359	PLI
PILGRIM VILLAGE	SCREEN	KULBACKS	5/25/2022	LL	21.65	668918	716243359	PLI
PILGRIM VILLAGE	SCREEN	KULBACKS	5/25/2022	LL	21.72	668966	716243359	PLI
PILGRIM VILLAGE	SCREEN	KULBACKS	5/25/2022	LL	21.89	669019	716243359	PLI
PILGRIM VILLAGE	SCREEN	KULBACKS	5/25/2022	LL	21.87	669066	716243359	PLI
PILGRIM VILLAGE	SCREEN	KULBACKS	5/25/2022	LL	22.25	669112	716243359	PLI
PILGRIM VILLAGE	SCREEN	KULBACKS	5/25/2022	LL	22.12	668885	716243359	PLI
PILGRIM VILLAGE	SCREEN	KULBACKS	5/25/2022	LL	22.03	668938	716243359	PLI
PILGRIM VILLAGE	SCREEN	KULBACKS	5/25/2022	LL	21.5	668988	716243359	PLI
PILGRIM VILLAGE	SCREEN	KULBACKS	5/25/2022	LL	21.93	669044	716243359	PLI
PILGRIM VILLAGE	SCREEN	KULBACKS	5/25/2022	LL	21.96	669095	716243359	PLI
PILGRIM VILLAGE	SCREEN	KULBACKS	5/25/2022	LL	21.75	669145	716243359	PLI
PILGRIM VILLAGE	SCREEN	KULBACKS	5/25/2022	LL	21.00	669135	716243359	PLI
PILGRIM VILLAGE	SCREEN	KULBACKS	5/25/2022	LL	22.09	668881	716243359	PLI
PILGRIM VILLAGE	SCREEN	KULBACKS	5/25/2022	LL	22.31	668926	716243359	PLI
PILGRIM VILLAGE	SCREEN	KULBACKS	5/25/2022	LL	22.35	668984	716243359	PLI
PILGRIM VILLAGE	SCREEN	KULBACKS	5/25/2022	LL	22.13	669034	716243359	PLI
PILGRIM VILLAGE	SCREEN	KULBACKS	5/25/2022	LL	21.9	669077	716243359	PLI
PILGRIM VILLAGE	SCREEN	KULBACKS	5/25/2022	LL	22.18	669127	716243359	PLI
PILGRIM VILLAGE	SCREEN	KULBACKS	5/25/2022	LL	22.27	668867	716243359	PLI
PILGRIM VILLAGE	SCREEN	KULBACKS	5/25/2022	LL	21.8	668919	716243359	PLI
PILGRIM VILLAGE	SCREEN	KULBACKS	5/25/2022	LL	21.96	668976	716243359	PLI
PILGRIM VILLAGE	SCREEN	KULBACKS	5/25/2022	LL	22.44	669027	716243359	PLI
PILGRIM VILLAGE	SCREEN	KULBACKS	5/25/2022	LL	21.33	669070	716243359	PLI
PILGRIM VILLAGE	SCREEN	KULBACKS	5/25/2022	LL	21.49	669115	716243359	PLI

PILGRIM VILLAGE	SCREEN	KULBACKS	5/25/2022	LL	22.1	668882	716243359	CJK
PILGRIM VILLAGE	SCREEN	KULBACKS	5/25/2022	LL	20.76	668927	716243359	CJK
PILGRIM VILLAGE	SCREEN	KULBACKS	5/25/2022	LL	22.16	668986	716243359	CJK
PILGRIM VILLAGE	SCREEN	KULBACKS	5/25/2022	LL	21.97	669036	716243359	CJK
PILGRIM VILLAGE	SCREEN	KULBACKS	5/25/2022	LL	21.74	669079	716243359	CJK
PILGRIM VILLAGE	SCREEN	KULBACKS	5/25/2022	LL	21.54	669129	716243359	CJK
PILGRIM VILLAGE	ST1	KULBACKS	5/26/2022	LL	19.5	669193	716243357	PLI
PILGRIM VILLAGE	ST1	KULBACKS	5/26/2022	LL	20.61	669253	716243357	PLI
PILGRIM VILLAGE	CR2	KULBACKS	5/26/2022	LL	19.82	669325	716243357	BPT
PILGRIM VILLAGE	CR2	KULBACKS	5/26/2022	LL	20.82	669395	716243357	BPT
PILGRIM VILLAGE	CR2	KULBACKS	5/26/2022	LL	20.18	669468	716243357	BPT
PILGRIM VILLAGE	CR2	KULBACKS	5/26/2022	LL	20.13	669534	716243357	BPT
PILGRIM VILLAGE	CR2	KULBACKS	5/26/2022	LL	19.92	669177	716243357	BPT
PILGRIM VILLAGE	CR2	KULBACKS	5/26/2022	LL	20.5	669252	716243357	BPT
PILGRIM VILLAGE	CR2	KULBACKS	5/26/2022	LL	20.68	669326	716243357	PLI
PILGRIM VILLAGE	CR2	KULBACKS	5/26/2022	LL	20.84	669405	716243357	PLI
PILGRIM VILLAGE	CR2	KULBACKS	5/26/2022	LL	19.85	669473	716243357	PLI
PILGRIM VILLAGE	CR2	KULBACKS	5/26/2022	LL	20.41	669537	716243357	PLI
PILGRIM VILLAGE	CR2	KULBACKS	5/26/2022	LL	19.36	669183	716243357	PLI
PILGRIM VILLAGE	CR2	KULBACKS	5/26/2022	LL	19.26	669261	716243357	PLI
PILGRIM VILLAGE	CR2	KULBACKS	5/26/2022	LL	20.01	669359	716243357	PLI
PILGRIM VILLAGE	CR2	KULBACKS	5/26/2022	LL	20.18	669437	716243357	PLI
PILGRIM VILLAGE	CR2	KULBACKS	5/26/2022	LL	20.3	669532	716243357	PLI
PILGRIM VILLAGE	SCREEN	KULBACKS	5/26/2022	LL	22.53	669201	716243359	CJK
PILGRIM VILLAGE	SCREEN	KULBACKS	5/26/2022	LL	22.29	669273	716243359	CJK
PILGRIM VILLAGE	SCREEN	KULBACKS	5/26/2022	LL	21.64	669352	716243359	CJK
PILGRIM VILLAGE	SCREEN	KULBACKS	5/26/2022	LL	21.46	669418	716243359	CJK
PILGRIM VILLAGE	SCREEN	KULBACKS	5/26/2022	LL	22.09	669179	716243359	BPT
PILGRIM VILLAGE	SCREEN	KULBACKS	5/26/2022	LL	21.28	669248	716243359	BPT
PILGRIM VILLAGE	SCREEN	KULBACKS	5/26/2022	LL	21.43	669331	716243359	BPT
PILGRIM VILLAGE	SCREEN	KULBACKS	5/26/2022	LL	21.8	669416	716243359	BPT
PILGRIM VILLAGE	SCREEN	KULBACKS	5/26/2022	LL	22.24	669186	716243359	BPT
PILGRIM VILLAGE	SCREEN	KULBACKS	5/26/2022	LL	21.7	669271	716243359	BPT
PILGRIM VILLAGE	SCREEN	KULBACKS	5/26/2022	LL	21.47	669363	716243359	BPT
PILGRIM VILLAGE	SCREEN	KULBACKS	5/26/2022	LL	21.16	669455	716243359	BPT
PILGRIM VILLAGE	SCREEN	KULBACKS	5/26/2022	LL	20.2	669531	716243359	BPT
PILGRIM VILLAGE	SCREEN	KULBACKS	5/26/2022	LL	19.72	669182	716243359	BPT
PILGRIM VILLAGE	SCREEN	KULBACKS	5/26/2022	LL	19.82	669269	716243359	BPT
PILGRIM VILLAGE	SCREEN	KULBACKS	5/26/2022	LL	19.97	669354	716243359	BPT
PILGRIM VILLAGE	SCREEN	KULBACKS	5/26/2022	LL	20.2	669454	716243359	BPT
PILGRIM VILLAGE	SCREEN	KULBACKS	5/26/2022	LL	19.7	669530	716243359	BPT
PILGRIM VILLAGE	SCREEN	KULBACKS	5/26/2022	LL	20.00	669175	716243359	PLI
PILGRIM VILLAGE	SCREEN	KULBACKS	5/26/2022	LL	20.55	669246	716243359	PLI
PILGRIM VILLAGE	SCREEN	KULBACKS	5/26/2022	LL	20.19	669320	716243359	PLI
PILGRIM VILLAGE	SCREEN	KULBACKS	5/26/2022	LL	19.84	669397	716243359	PLI
PILGRIM VILLAGE	SCREEN	KULBACKS	5/26/2022	LL	18.96	669490	716243359	PLI
PILGRIM VILLAGE	SCREEN	KULBACKS	5/26/2022	LL	21.92	669197	716243359	PLI
PILGRIM VILLAGE	SCREEN	KULBACKS	5/26/2022	LL	21.55	669272	716243359	PLI
PILGRIM VILLAGE	SCREEN	KULBACKS	5/26/2022	LL	21.54	669357	716243359	PLI
PILGRIM VILLAGE	SCREEN	KULBACKS	5/26/2022	LL	21.86	669419	716243359	PLI
PILGRIM VILLAGE	SCREEN	KULBACKS	5/26/2022	LL	21.34	669694	716243359	PLI
PILGRIM VILLAGE	SCREEN	KULBACKS	5/26/2022	LL	22.17	669198	716243359	PLI
PILGRIM VILLAGE	SCREEN	KULBACKS	5/26/2022	LL	21.23	669274	716243359	PLI
PILGRIM VILLAGE	SCREEN	KULBACKS	5/26/2022	LL	22.12	669350	716243359	PLI
PILGRIM VILLAGE	SCREEN	KULBACKS	5/26/2022	LL	21.55	669415	716243359	PLI
PILGRIM VILLAGE	SCREEN	KULBACKS	5/26/2022	LL	21.38	669503	716243359	PLI
PILGRIM VILLAGE	SCREEN	KULBACKS	5/26/2022	LL	22.67	669187	716243359	PLI
PILGRIM VILLAGE	SCREEN	KULBACKS	5/26/2022	LL	21.52	669489	716243359	PLI
PILGRIM VILLAGE	SCREEN	KULBACKS	5/26/2022	LL	21.03	669172	716243359	BRENON
PILGRIM VILLAGE	SCREEN	KULBACKS	5/26/2022	LL	21.13	669243	716243359	BRENON
PILGRIM VILLAGE	SCREEN	KULBACKS	5/26/2022	LL	20.89	669322	716243359	BRENON
PILGRIM VILLAGE	SCREEN	KULBACKS	5/26/2022	LL	21.06	669400	716243359	BRENON
PILGRIM VILLAGE	SCREEN	KULBACKS	5/26/2022	LL	21.47	669487	716243359	BRENON
PILGRIM VILLAGE	CR2	KULBACKS	5/27/2022	LL	20.55	669579	716243358	BPT
PILGRIM VILLAGE	CR2	KULBACKS	5/27/2022	LL	19.92	669177		BPT
PILGRIM VILLAGE	CR2	KULBACKS	5/27/2022	LL	20.5	669252		BPT
PILGRIM VILLAGE	ST1	KULBACKS	5/27/2022	LL	22.28	669570	716243358	PLI
PILGRIM VILLAGE	SCREEN	KULBACKS	5/27/2022	LL	20.32	669590	716243359	BPT
PILGRIM VILLAGE	SCREEN	KULBACKS	5/27/2022	LL	22.41	669665	716243359	BPT

CARMEN M. PARISO, INC. HIRED TRUCKS -

PILGRIM VILLAGE	SCREEN	KULBACKS	5/27/2022	LL	21.44	669760	716243359	BPT
PILGRIM VILLAGE	SCREEN	KULBACKS	5/27/2022	LL	22.49	669824	716243359	BPT
PILGRIM VILLAGE	SCREEN	KULBACKS	5/27/2022	LL	21.83	669593	716243359	BPT
PILGRIM VILLAGE	SCREEN	KULBACKS	5/27/2022	LL	21.57	669668	716243359	BPT
PILGRIM VILLAGE	SCREEN	KULBACKS	5/27/2022	LL	22.24	669759	716243359	BPT
PILGRIM VILLAGE	SCREEN	KULBACKS	5/27/2022	LL	22.39	669825	716243359	BPT
PILGRIM VILLAGE	SCREEN	KULBACKS	5/27/2022	LL	20.08	669585	716243359	BPT
PILGRIM VILLAGE	SCREEN	KULBACKS	5/27/2022	LL	19.91	669663	716243359	BPT
PILGRIM VILLAGE	SCREEN	KULBACKS	5/27/2022	LL	20.28	669755	716243359	BPT
PILGRIM VILLAGE	SCREEN	KULBACKS	5/27/2022	LL	20.51	669819	716243359	BPT
PILGRIM VILLAGE	SCREEN	KULBACKS	5/27/2022	LL	21.99	669637	716243359	PLI
PILGRIM VILLAGE	SCREEN	KULBACKS	5/27/2022	LL	21.77	669715	716243359	PLI
PILGRIM VILLAGE	SCREEN	KULBACKS	5/27/2022	LL	19.91	669784	716243359	PLI
PILGRIM VILLAGE	SCREEN	KULBACKS	5/27/2022	LL	22.67	669842	716243359	PLI
PILGRIM VILLAGE	SCREEN	KULBACKS	5/31/2022	LL	20.98	670072	716267906	BPT
PILGRIM VILLAGE	SCREEN	KULBACKS	5/31/2022	LL	20.11	670151	716267906	BPT
PILGRIM VILLAGE	SCREEN	KULBACKS	5/31/2022	LL	20.2	670224	716267906	BPT
PILGRIM VILLAGE	SCREEN	KULBACKS	5/31/2022	LL	21.96	669912	716267906	BPT
PILGRIM VILLAGE	SCREEN	KULBACKS	5/31/2022	LL	21.25	669993	716267906	BPT
PILGRIM VILLAGE	SCREEN	KULBACKS	5/31/2022	LL	20.82	670076	716267906	BPT
PILGRIM VILLAGE	SCREEN	KULBACKS	5/31/2022	LL	21.04	670158	716267906	BPT
PILGRIM VILLAGE	SCREEN	KULBACKS	5/31/2022	LL	21.98	670220	716267906	BPT
PILGRIM VILLAGE	SCREEN	KULBACKS	5/31/2022	LL	21.2	669910	716267906	BPT
PILGRIM VILLAGE	SCREEN	KULBACKS	5/31/2022	LL	20.48	669988	716267906	BPT
PILGRIM VILLAGE	SCREEN	KULBACKS	5/31/2022	LL	19.54	670075	716267906	BPT
PILGRIM VILLAGE	SCREEN	KULBACKS	5/31/2022	LL	20.46	670155	716267906	BPT
PILGRIM VILLAGE	SCREEN	KULBACKS	5/31/2022	LL	19.75	670241	716267906	BPT
PILGRIM VILLAGE	SCREEN	KULBACKS	5/31/2022	LL	21.48	670197	716267906	PLI
PILGRIM VILLAGE	SCREEN	KULBACKS	5/31/2022	LL	21.53	669911	716267906	PLI
PILGRIM VILLAGE	SCREEN	KULBACKS	5/31/2022	LL	22.48	669921	716267906	PLI
PILGRIM VILLAGE	SCREEN	KULBACKS	5/31/2022	LL	22.34	669990	716267906	PLI
PILGRIM VILLAGE	SCREEN	KULBACKS	5/31/2022	LL	22.15	670064	716267906	PLI
PILGRIM VILLAGE	SCREEN	KULBACKS	5/31/2022	LL	21.67	670157	716267906	PLI
PILGRIM VILLAGE	SCREEN	KULBACKS	5/31/2022	LL	21.19	670238	716267906	PLI
PILGRIM VILLAGE	SCREEN	KULBACKS	5/31/2022	LL	21.69	669917	716267906	PLI
PILGRIM VILLAGE	SCREEN	KULBACKS	5/31/2022	LL	22.57	669985	716267906	PLI
PILGRIM VILLAGE	SCREEN	KULBACKS	5/31/2022	LL	22.54	670060	716267906	PLI
PILGRIM VILLAGE	SCREEN	KULBACKS	5/31/2022	LL	22.34	670123	716267906	PLI
PILGRIM VILLAGE	SCREEN	KULBACKS	5/31/2022	LL	21.91	670192	716267906	PLI
PILGRIM VILLAGE	SCREEN	KULBACKS	5/31/2022	LL	22.25	670272	716267906	PLI
PILGRIM VILLAGE	SCREEN	KULBACKS	5/31/2022	LL	22.35	669914	716267906	PLI
PILGRIM VILLAGE	SCREEN	KULBACKS	5/31/2022	LL	22.47	669983	716267906	PLI
PILGRIM VILLAGE	SCREEN	KULBACKS	5/31/2022	LL	21.98	670058	716267906	PLI
PILGRIM VILLAGE	SCREEN	KULBACKS	5/31/2022	LL	21.41	670121	716267906	PLI
PILGRIM VILLAGE	SCREEN	KULBACKS	5/31/2022	LL	21.89	670193	716267906	PLI
PILGRIM VILLAGE	SCREEN	KULBACKS	5/31/2022	LL	21.81	670270	716267906	PLI
PILGRIM VILLAGE	SCREEN	KULBACKS	5/31/2022	LL	22.56	669915	716267906	PLI
PILGRIM VILLAGE	SCREEN	KULBACKS	5/31/2022	LL	21.56	669982	716267906	PLI
PILGRIM VILLAGE	SCREEN	KULBACKS	5/31/2022	LL	22.17	670044	716267906	PLI
PILGRIM VILLAGE	SCREEN	KULBACKS	5/31/2022	LL	22.15	670110	716267906	PLI
PILGRIM VILLAGE	SCREEN	KULBACKS	5/31/2022	LL	21.85	670188	716267906	PLI
PILGRIM VILLAGE	SCREEN	KULBACKS	5/31/2022	LL	21.4	670263	716267906	PLI
PILGRIM VILLAGE	SCREEN	KULBACKS	5/31/2022	LL	22.06	669922	716267906	CJK
PILGRIM VILLAGE	SCREEN	KULBACKS	5/31/2022	LL	22	669986	716267906	CJK
PILGRIM VILLAGE	SCREEN	KULBACKS	5/31/2022	LL	21.13	670057	716267906	CJK
PILGRIM VILLAGE	SCREEN	KULBACKS	5/31/2022	LL	21.56	670112	716267906	CJK
PILGRIM VILLAGE	SCREEN	KULBACKS	5/31/2022	LL	21.83	670177	716267906	CJK
PILGRIM VILLAGE	SCREEN	KULBACKS	5/31/2022	LL	20.86	670254	716267906	CJK
PILGRIM VILLAGE	SCREEN	KULBACKS	5/31/2022	LL	19.99	669928	716267906	INGALLS
PILGRIM VILLAGE	SCREEN	KULBACKS	5/31/2022	LL	18.94	670003	716267906	INGALLS
PILGRIM VILLAGE	SCREEN	KULBACKS	5/31/2022	LL	20.15	670077	716267906	INGALLS
PILGRIM VILLAGE	SCREEN	KULBACKS	5/31/2022	LL	20.43	670153	716267906	INGALLS
PILGRIM VILLAGE	SCREEN	KULBACKS	5/31/2022	LL	20.35	670225	716267906	INGALLS
					May Total (tons)		9003.64	
PILGRIM VILLAGE	SCREEN	KULBACKS	6/1/2022	LL	20.12	670323	716267906	BPT
PILGRIM VILLAGE	SCREEN	KULBACKS	6/1/2022	LL	20.16	670391	716267906	BPT
PILGRIM VILLAGE	SCREEN	KULBACKS	6/1/2022	LL	18.8	670464	716267906	BPT
PILGRIM VILLAGE	SCREEN	KULBACKS	6/1/2022	LL	20.21	670535	716267906	BPT
PILGRIM VILLAGE	SCREEN	KULBACKS	6/1/2022	LL	19.8	670635	716267906	BPT

CARMEN M. PARISO, INC. HIRED TRUCKS -

PILGRIM VILLAGE	SCREEN	KULBACKS	6/1/2022	LL	20.81	670450	716267906	BPT
PILGRIM VILLAGE	SCREEN	KULBACKS	6/1/2022	LL	21.31	670525	716267906	BPT
PILGRIM VILLAGE	SCREEN	KULBACKS	6/1/2022	LL	21.22	670634	716267906	BPT
PILGRIM VILLAGE	SCREEN	KULBACKS	6/1/2022	LL	21.29	670326	716267906	BPT
PILGRIM VILLAGE	SCREEN	KULBACKS	6/1/2022	LL	22.39	670393	716267906	BPT
PILGRIM VILLAGE	SCREEN	KULBACKS	6/1/2022	LL	21.02	670467	716267906	BPT
PILGRIM VILLAGE	SCREEN	KULBACKS	6/1/2022	LL	22.37	670538	716267906	BPT
PILGRIM VILLAGE	SCREEN	KULBACKS	6/1/2022	LL	21.04	670640	716267906	BPT
PILGRIM VILLAGE	SCREEN	KULBACKS	6/1/2022	LL	21.43	670331	716267906	CJK
PILGRIM VILLAGE	SCREEN	KULBACKS	6/1/2022	LL	22.4	670390	716267906	CJK
PILGRIM VILLAGE	SCREEN	KULBACKS	6/1/2022	LL	20.86	670452	716267906	CJK
PILGRIM VILLAGE	SCREEN	KULBACKS	6/1/2022	LL	20.69	670511	716267906	CJK
PILGRIM VILLAGE	SCREEN	KULBACKS	6/1/2022	LL	21.6	670622	716267906	CJK
PILGRIM VILLAGE	SCREEN	KULBACKS	6/1/2022	LL	21.72	670316	716267906	BRENON
PILGRIM VILLAGE	SCREEN	KULBACKS	6/1/2022	LL	20.96	670364	716267906	BRENON
PILGRIM VILLAGE	SCREEN	KULBACKS	6/1/2022	LL	21.76	670431	716267906	BRENON
PILGRIM VILLAGE	SCREEN	KULBACKS	6/1/2022	LL	20.84	670497	716267906	BRENON
PILGRIM VILLAGE	SCREEN	KULBACKS	6/1/2022	LL	21.95	670571	716267906	BRENON
PILGRIM VILLAGE	SCREEN	KULBACKS	6/1/2022	LL	21.35	670655	716267906	BRENON
PILGRIM VILLAGE	SCREEN	KULBACKS	6/1/2022	LL	22.82	670330	716267906	PLI
PILGRIM VILLAGE	SCREEN	KULBACKS	6/1/2022	LL	21.61	670389	716267906	PLI
PILGRIM VILLAGE	SCREEN	KULBACKS	6/1/2022	LL	21.19	670446	716267906	PLI
PILGRIM VILLAGE	SCREEN	KULBACKS	6/1/2022	LL	22.01	670530	716267906	PLI
PILGRIM VILLAGE	SCREEN	KULBACKS	6/1/2022	LL	21.19	670623	716267906	PLI
PILGRIM VILLAGE	SCREEN	KULBACKS	6/1/2022	LL	22.19	670317	716267906	PLI
PILGRIM VILLAGE	SCREEN	KULBACKS	6/1/2022	LL	22.93	670346	716267906	PLI
PILGRIM VILLAGE	SCREEN	KULBACKS	6/1/2022	LL	22.82	670425	716267906	PLI
PILGRIM VILLAGE	SCREEN	KULBACKS	6/1/2022	LL	22.92	670495	716267906	PLI
PILGRIM VILLAGE	SCREEN	KULBACKS	6/1/2022	LL	21.66	670574	716267906	PLI
PILGRIM VILLAGE	SCREEN	KULBACKS	6/1/2022	LL	21.41	670676	716267906	PLI
PILGRIM VILLAGE	SCREEN	KULBACKS	6/1/2022	LL	22.9	670337	716267906	PLI
PILGRIM VILLAGE	SCREEN	KULBACKS	6/1/2022	LL	22.75	670394	716267906	PLI
PILGRIM VILLAGE	SCREEN	KULBACKS	6/1/2022	LL	20.71	670458	716267906	PLI
PILGRIM VILLAGE	SCREEN	KULBACKS	6/1/2022	LL	22.05	670528	716267906	PLI
PILGRIM VILLAGE	SCREEN	KULBACKS	6/1/2022	LL	21.49	670625	716267906	PLI
PILGRIM VILLAGE	SCREEN	KULBACKS	6/1/2022	LL	19.77	670329	716267906	PLI
PILGRIM VILLAGE	SCREEN	KULBACKS	6/1/2022	LL	21.16	670461	716267906	PLI
PILGRIM VILLAGE	SCREEN	KULBACKS	6/1/2022	LL	21.55	670537	716267906	PLI
PILGRIM VILLAGE	SCREEN	KULBACKS	6/1/2022	LL	21.46	670631	716267906	PLI
PILGRIM VILLAGE	SCREEN	KULBACKS	6/1/2022	LL	22.25	670320	716267906	PLI
PILGRIM VILLAGE	ST1	KULBACKS	6/1/2022	LL	21.89	670308	716263018	PLI
PILGRIM VILLAGE	SCREEN	KULBACKS	6/2/2022	LL	20.58	670714	716267906	BPT
PILGRIM VILLAGE	SCREEN	KULBACKS	6/2/2022	LL	19.27	670799	716267906	BPT
PILGRIM VILLAGE	SCREEN	KULBACKS	6/2/2022	LL	19.5	670896	716267906	BPT
PILGRIM VILLAGE	SCREEN	KULBACKS	6/2/2022	LL	19.93	670987	716267906	BPT
PILGRIM VILLAGE	SCREEN	KULBACKS	6/2/2022	LL	19.52	671073	716267906	BPT
PILGRIM VILLAGE	SCREEN	KULBACKS	6/2/2022	LL	19.17	671165	716267906	BPT
PILGRIM VILLAGE	SCREEN	KULBACKS	6/2/2022	LL	21.44	670721	716267906	BPT
PILGRIM VILLAGE	SCREEN	KULBACKS	6/2/2022	LL	21.49	670812	716267906	BPT
PILGRIM VILLAGE	SCREEN	KULBACKS	6/2/2022	LL	21.58	670918	716267906	BPT
PILGRIM VILLAGE	SCREEN	KULBACKS	6/2/2022	LL	21.38	671013	716267906	BPT
PILGRIM VILLAGE	SCREEN	KULBACKS	6/2/2022	LL	20.92	671115	716267906	BPT
PILGRIM VILLAGE	SCREEN	KULBACKS	6/2/2022	LL	19.3	670717	716267906	BPT
PILGRIM VILLAGE	SCREEN	KULBACKS	6/2/2022	LL	19.85	670814	716267906	BPT
PILGRIM VILLAGE	SCREEN	KULBACKS	6/2/2022	LL	19.15	670916	716267906	BPT
PILGRIM VILLAGE	SCREEN	KULBACKS	6/2/2022	LL	19.77	671010	716267906	BPT
PILGRIM VILLAGE	SCREEN	KULBACKS	6/2/2022	LL	19.7	671121	716267906	BPT
PILGRIM VILLAGE	SCREEN	KULBACKS	6/2/2022	LL	21.3	671040	716267906	PLI
PILGRIM VILLAGE	SCREEN	KULBACKS	6/2/2022	LL	21.49	671122	716267906	PLI
PILGRIM VILLAGE	SCREEN	KULBACKS	6/2/2022	LL	21.16	670954	716267906	PLI
PILGRIM VILLAGE	SCREEN	KULBACKS	6/2/2022	LL	21.27	671037	716267906	PLI
PILGRIM VILLAGE	SCREEN	KULBACKS	6/2/2022	LL	20.99	671120	716267906	PLI
PILGRIM VILLAGE	SCREEN	KULBACKS	6/2/2022	LL	21.64	670709	716267906	PLI
PILGRIM VILLAGE	SCREEN	KULBACKS	6/2/2022	LL	22.43	670960	716267906	PLI
PILGRIM VILLAGE	SCREEN	KULBACKS	6/2/2022	LL	20.44	671047	716267906	PLI
PILGRIM VILLAGE	SCREEN	KULBACKS	6/2/2022	LL	20.89	671132	716267906	PLI
PILGRIM VILLAGE	SCREEN	KULBACKS	6/2/2022	LL	21.18	670722	716267906	PLI
PILGRIM VILLAGE	SCREEN	KULBACKS	6/2/2022	LL	21.86	670801	716267906	PLI
PILGRIM VILLAGE	SCREEN	KULBACKS	6/2/2022	LL	21.84	670881	716267906	PLI

CARMEN M. PARISO, INC. HIRED TRUCKS -

PILGRIM VILLAGE	SCREEN	KULBACKS	6/2/2022	LL	21.21	670961	716267906	PLI
PILGRIM VILLAGE	SCREEN	KULBACKS	6/2/2022	LL	20.46	671042	716267906	PLI
PILGRIM VILLAGE	SCREEN	KULBACKS	6/2/2022	LL	21.34	671128	716267906	PLI
PILGRIM VILLAGE	SCREEN	KULBACKS	6/2/2022	LL	21.74	670727	716267906	PLI
PILGRIM VILLAGE	SCREEN	KULBACKS	6/2/2022	LL	21.52	670808	716267906	PLI
PILGRIM VILLAGE	SCREEN	KULBACKS	6/2/2022	LL	22.00	670905	716267906	PLI
PILGRIM VILLAGE	SCREEN	KULBACKS	6/2/2022	LL	22.03	670993	716267906	PLI
PILGRIM VILLAGE	SCREEN	KULBACKS	6/2/2022	LL	20.88	671082	716267906	PLI
PILGRIM VILLAGE	SCREEN	KULBACKS	6/2/2022	LL	20.55	671168	716267906	PLI
PILGRIM VILLAGE	SCREEN	KULBACKS	6/2/2022	LL	21.1	670734	716267906	PLI
PILGRIM VILLAGE	SCREEN	KULBACKS	6/2/2022	LL	22.8	670816	716267906	PLI
PILGRIM VILLAGE	SCREEN	KULBACKS	6/2/2022	LL	22.04	670907	716267906	PLI
PILGRIM VILLAGE	SCREEN	KULBACKS	6/2/2022	LL	21.71	670990	716267906	PLI
PILGRIM VILLAGE	SCREEN	KULBACKS	6/2/2022	LL	21.02	671068	716267906	PLI
PILGRIM VILLAGE	SCREEN	KULBACKS	6/2/2022	LL	21.3	671161	716267906	PLI
PILGRIM VILLAGE	SCREEN	KULBACKS	6/2/2022	LL	21.71	670729	716267906	PLI
PILGRIM VILLAGE	SCREEN	KULBACKS	6/2/2022	LL	21.28	670804	716267906	PLI
PILGRIM VILLAGE	SCREEN	KULBACKS	6/2/2022	LL	22.07	670877	716267906	PLI
PILGRIM VILLAGE	SCREEN	KULBACKS	6/2/2022	LL	22.35	670958	716267906	PLI
PILGRIM VILLAGE	SCREEN	KULBACKS	6/2/2022	LL	20.77	671028	716267906	PLI
PILGRIM VILLAGE	SCREEN	KULBACKS	6/2/2022	LL	22.04	671101	716267906	PLI
PILGRIM VILLAGE	SCREEN	KULBACKS	6/2/2022	LL	21.55	670711	716267906	PLI
PILGRIM VILLAGE	SCREEN	KULBACKS	6/2/2022	LL	21.41	670789	716267906	PLI
PILGRIM VILLAGE	SCREEN	KULBACKS	6/2/2022	LL	21.87	670875	716267906	PLI
PILGRIM VILLAGE	SCREEN	KULBACKS	6/2/2022	LL	21.23	670956	716267906	PLI
PILGRIM VILLAGE	SCREEN	KULBACKS	6/2/2022	LL	21.43	671033	716267906	PLI
PILGRIM VILLAGE	SCREEN	KULBACKS	6/2/2022	LL	20.64	671117	716267906	PLI
PILGRIM VILLAGE	SCREEN	KULBACKS	6/2/2022	LL	19.33	670725	716267906	PLI
PILGRIM VILLAGE	SCREEN	KULBACKS	6/2/2022	LL	21.1	670726	716267906	CJK
PILGRIM VILLAGE	SCREEN	KULBACKS	6/2/2022	LL	21.18	670803	716267906	CJK
PILGRIM VILLAGE	SCREEN	KULBACKS	6/2/2022	LL	21.85	670878	716267906	CJK
PILGRIM VILLAGE	SCREEN	KULBACKS	6/2/2022	LL	22.24	670963	716267906	CJK
PILGRIM VILLAGE	SCREEN	KULBACKS	6/2/2022	LL	21.09	671053	716267906	CJK
PILGRIM VILLAGE	SCREEN	KULBACKS	6/2/2022	LL	20.5	671143	716267906	CJK
PILGRIM VILLAGE	SCREEN	KULBACKS	6/2/2022	LL	20.74	670957	716267906	CJK
PILGRIM VILLAGE	SCREEN	KULBACKS	6/2/2022	LL	20.93	671050	716267906	CJK
PILGRIM VILLAGE	SCREEN	KULBACKS	6/2/2022	LL	20.95	671146	716267906	CJK
PILGRIM VILLAGE	ST1	KULBACKS	6/2/2022	LL	21.71	670791	716267905	PLI
PILGRIM VILLAGE	ST1	KULBACKS	6/2/2022	LL	21.08	670874	716267905	PLI
PILGRIM VILLAGE	SCREEN	KULBACKS	6/3/2022	LL	19.04	671199	716281676	BPT
PILGRIM VILLAGE	SCREEN	KULBACKS	6/3/2022	LL	18.86	671275	716281676	BPT
PILGRIM VILLAGE	SCREEN	KULBACKS	6/3/2022	LL	19.05	671375	716281676	BPT
PILGRIM VILLAGE	SCREEN	KULBACKS	6/3/2022	LL	21.47	671197	716281676	BPT
PILGRIM VILLAGE	SCREEN	KULBACKS	6/3/2022	LL	20.9	671270	716281676	BPT
PILGRIM VILLAGE	SCREEN	KULBACKS	6/3/2022	LL	20.89	671373	716281676	BPT
PILGRIM VILLAGE	SCREEN	KULBACKS	6/3/2022	LL	20.65	671468	716281676	BPT
PILGRIM VILLAGE	SCREEN	KULBACKS	6/3/2022	LL	20.45	671549	716281676	BPT
PILGRIM VILLAGE	SCREEN	KULBACKS	6/3/2022	LL	21.07	671205	716281676	BPT
PILGRIM VILLAGE	SCREEN	KULBACKS	6/3/2022	LL	20.71	671282	716281676	BPT
PILGRIM VILLAGE	SCREEN	KULBACKS	6/3/2022	LL	20.37	671377	716281676	BPT
PILGRIM VILLAGE	SCREEN	KULBACKS	6/3/2022	LL	20.64	671464	716281676	BPT
PILGRIM VILLAGE	SCREEN	KULBACKS	6/3/2022	LL	20.58	671557	716281676	BPT
PILGRIM VILLAGE	SCREEN	KULBACKS	6/3/2022	LL	19.84	671196	716281676	BPT
PILGRIM VILLAGE	SCREEN	KULBACKS	6/3/2022	LL	19.58	671253	716281676	BPT
PILGRIM VILLAGE	SCREEN	KULBACKS	6/3/2022	LL	19.28	671333	716281676	BPT
PILGRIM VILLAGE	SCREEN	KULBACKS	6/3/2022	LL	18.91	671422	716281676	BPT
PILGRIM VILLAGE	SCREEN	KULBACKS	6/3/2022	LL	19.31	671529	716281676	BPT
PILGRIM VILLAGE	SCREEN	KULBACKS	6/3/2022	LL	21.29	671201	716281676	PLI
PILGRIM VILLAGE	SCREEN	KULBACKS	6/3/2022	LL	20.52	671266	716281676	PLI
PILGRIM VILLAGE	SCREEN	KULBACKS	6/3/2022	LL	20.84	671341	716281676	PLI
PILGRIM VILLAGE	SCREEN	KULBACKS	6/3/2022	LL	20.62	671417	716281676	PLI
PILGRIM VILLAGE	SCREEN	KULBACKS	6/3/2022	LL	20.69	671491	716281676	PLI
PILGRIM VILLAGE	SCREEN	KULBACKS	6/3/2022	LL	20.47	671569	716281676	PLI
PILGRIM VILLAGE	SCREEN	KULBACKS	6/3/2022	LL	21.49	671187	716281676	PLI
PILGRIM VILLAGE	SCREEN	KULBACKS	6/3/2022	LL	20.86	671409	716281676	PLI
PILGRIM VILLAGE	SCREEN	KULBACKS	6/3/2022	LL	20.82	671485	716281676	PLI
PILGRIM VILLAGE	SCREEN	KULBACKS	6/3/2022	LL	20.77	671565	716281676	PLI
PILGRIM VILLAGE	SCREEN	KULBACKS	6/3/2022	LL	21.24	671210	716281676	PLI
PILGRIM VILLAGE	SCREEN	KULBACKS	6/3/2022	LL	21.02	671228	716281676	PLI

CARMEN M. PARISO, INC. HIRED TRUCKS -

PILGRIM VILLAGE	SCREEN	KULBACKS	6/3/2022	LL	21.15	671381	716281676	PLI
PILGRIM VILLAGE	SCREEN	KULBACKS	6/3/2022	LL	20.8	671438	716281676	PLI
PILGRIM VILLAGE	SCREEN	KULBACKS	6/3/2022	LL	21.25	671516	716281676	PLI
PILGRIM VILLAGE	SCREEN	KULBACKS	6/3/2022	LL	21.04	671206	716281676	PLI
PILGRIM VILLAGE	SCREEN	KULBACKS	6/3/2022	LL	20.89	671279	716281676	PLI
PILGRIM VILLAGE	SCREEN	KULBACKS	6/3/2022	LL	21.16	671357	716281676	PLI
PILGRIM VILLAGE	SCREEN	KULBACKS	6/3/2022	LL	20.72	671444	716281676	PLI
PILGRIM VILLAGE	SCREEN	KULBACKS	6/3/2022	LL	20.75	671536	716281676	PLI
PILGRIM VILLAGE	SCREEN	KULBACKS	6/3/2022	LL	21.15	671200	716281676	PLI
PILGRIM VILLAGE	SCREEN	KULBACKS	6/3/2022	LL	21.18	671262	716281676	PLI
PILGRIM VILLAGE	SCREEN	KULBACKS	6/3/2022	LL	20.78	671339	716281676	PLI
PILGRIM VILLAGE	SCREEN	KULBACKS	6/3/2022	LL	20.38	671413	716281676	PLI
PILGRIM VILLAGE	SCREEN	KULBACKS	6/3/2022	LL	20.57	671490	716281676	PLI
PILGRIM VILLAGE	SCREEN	KULBACKS	6/3/2022	LL	20.48	671567	716281676	PLI
PILGRIM VILLAGE	SCREEN	KULBACKS	6/3/2022	LL	20.43	671212	716281676	CJK
PILGRIM VILLAGE	SCREEN	KULBACKS	6/3/2022	LL	20.72	671291	716281676	CJK
PILGRIM VILLAGE	SCREEN	KULBACKS	6/3/2022	LL	20.4	671364	716281676	CJK
PILGRIM VILLAGE	SCREEN	KULBACKS	6/3/2022	LL	20.64	671439	716281676	CJK
PILGRIM VILLAGE	SCREEN	KULBACKS	6/3/2022	LL	20.75	671509	716281676	CJK
PILGRIM VILLAGE	SCREEN	KULBACKS	6/3/2022	LL	20.43	671589	716281676	CJK
PILGRIM VILLAGE	SCREEN	KULBACKS	6/3/2022	LL	21.47	671209	716281676	CJK
PILGRIM VILLAGE	SCREEN	KULBACKS	6/3/2022	LL	20.47	671286	716281676	CJK
PILGRIM VILLAGE	SCREEN	KULBACKS	6/3/2022	LL	20.91	671367	716281676	CJK
PILGRIM VILLAGE	SCREEN	KULBACKS	6/3/2022	LL	20.71	671445	716281676	CJK
PILGRIM VILLAGE	SCREEN	KULBACKS	6/3/2022	LL	20.82	671521	716281676	CJK
PILGRIM VILLAGE	SCREEN	KULBACKS	6/3/2022	LL	20.54	671192	716281676	BRENON
PILGRIM VILLAGE	SCREEN	KULBACKS	6/3/2022	LL	20.94	671258	716281676	BRENON
PILGRIM VILLAGE	SCREEN	KULBACKS	6/3/2022	LL	20.88	671337	716281676	BRENON
PILGRIM VILLAGE	SCREEN	KULBACKS	6/3/2022	LL	20.67	671419	716281676	BRENON
PILGRIM VILLAGE	SCREEN	KULBACKS	6/3/2022	LL	20.45	671498	716281676	BRENON
PILGRIM VILLAGE	SCREEN	KULBACKS	6/3/2022	LL	20.49	671584	716281676	BRENON
PILGRIM VILLAGE	ST1	KULBACKS	6/3/2022	LL	22.26	671244	716281676	PLI
PILGRIM VILLAGE	ST1	KULBACKS	6/3/2022	LL	22.52	671328	716281676	PLI
PILGRIM VILLAGE	SCREEN	KULBACKS	6/6/2022	LL	19.05	671627	716289683	BPT
PILGRIM VILLAGE	SCREEN	KULBACKS	6/6/2022	LL	18.86	671709	716295333	BPT
PILGRIM VILLAGE	SCREEN	KULBACKS	6/6/2022	LL	19.1	671803	716295333	BPT
PILGRIM VILLAGE	SCREEN	KULBACKS	6/6/2022	LL	19.51	671896	716295333	BPT
PILGRIM VILLAGE	SCREEN	KULBACKS	6/6/2022	LL	18.83	671982	716295333	BPT
PILGRIM VILLAGE	SCREEN	KULBACKS	6/6/2022	LL	19.77	672058	716295333	BPT
PILGRIM VILLAGE	SCREEN	KULBACKS	6/6/2022	LL	21.07	671630	716289683	BPT
PILGRIM VILLAGE	SCREEN	KULBACKS	6/6/2022	LL	20.89	671701	716295333	BPT
PILGRIM VILLAGE	SCREEN	KULBACKS	6/6/2022	LL	21.26	671792	716295333	BPT
PILGRIM VILLAGE	SCREEN	KULBACKS	6/6/2022	LL	21.15	671887	716295333	BPT
PILGRIM VILLAGE	SCREEN	KULBACKS	6/6/2022	LL	21.27	671632	716289683	BPT
PILGRIM VILLAGE	SCREEN	KULBACKS	6/6/2022	LL	21.12	671712	716295333	BPT
PILGRIM VILLAGE	SCREEN	KULBACKS	6/6/2022	LL	20.95	671822	716295333	BPT
PILGRIM VILLAGE	SCREEN	KULBACKS	6/6/2022	LL	20.62	671913	716295333	BPT
PILGRIM VILLAGE	SCREEN	KULBACKS	6/6/2022	LL	21.03	672015	716295333	BPT
PILGRIM VILLAGE	SCREEN	KULBACKS	6/6/2022	LL	21.05	671963	716295333	SCHAFER
PILGRIM VILLAGE	SCREEN	KULBACKS	6/6/2022	LL	21.23	671672	716289683	CJK
PILGRIM VILLAGE	SCREEN	KULBACKS	6/6/2022	LL	21.07	671742	716295333	CJK
PILGRIM VILLAGE	SCREEN	KULBACKS	6/6/2022	LL	20.75	671823	716295333	CJK
PILGRIM VILLAGE	SCREEN	KULBACKS	6/6/2022	LL	21.01	671888	716295333	CJK
PILGRIM VILLAGE	SCREEN	KULBACKS	6/6/2022	LL	21.19	671667	716295333	CJK
PILGRIM VILLAGE	SCREEN	KULBACKS	6/6/2022	LL	21.07	671745	716295333	CJK
PILGRIM VILLAGE	SCREEN	KULBACKS	6/6/2022	LL	20.97	671844	716295333	CJK
PILGRIM VILLAGE	SCREEN	KULBACKS	6/6/2022	LL	20.93	671915	716295333	CJK
PILGRIM VILLAGE	SCREEN	KULBACKS	6/6/2022	LL	21.26	672003	716295333	CJK
PILGRIM VILLAGE	SCREEN	KULBACKS	6/6/2022	LL	20.85	671649	716289683	PLI
PILGRIM VILLAGE	SCREEN	KULBACKS	6/6/2022	LL	20.88	671717	716295333	PLI
PILGRIM VILLAGE	SCREEN	KULBACKS	6/6/2022	LL	21.01	671797	716295333	PLI
PILGRIM VILLAGE	SCREEN	KULBACKS	6/6/2022	LL	20.83	671873	716295333	PLI
PILGRIM VILLAGE	SCREEN	KULBACKS	6/6/2022	LL	20.9	671966	716295333	PLI
PILGRIM VILLAGE	SCREEN	KULBACKS	6/6/2022	LL	21.45	672052	716295333	PLI
PILGRIM VILLAGE	SCREEN	KULBACKS	6/6/2022	LL	21.51	671641	716289683	PLI
PILGRIM VILLAGE	SCREEN	KULBACKS	6/6/2022	LL	21.15	671707	716295333	PLI
PILGRIM VILLAGE	SCREEN	KULBACKS	6/6/2022	LL	20.81	671781	716295333	PLI
PILGRIM VILLAGE	SCREEN	KULBACKS	6/6/2022	LL	20.86	671869	716295333	PLI
PILGRIM VILLAGE	SCREEN	KULBACKS	6/6/2022	LL	21.03	671943	716295333	PLI

CARMEN M. PARISO, INC. HIRED TRUCKS -

PILGRIM VILLAGE	SCREEN	KULBACKS	6/6/2022	LL	20.49	672027	716295333	PLI
PILGRIM VILLAGE	SCREEN	KULBACKS	6/6/2022	LL	21.48	671639	716289683	PLI
PILGRIM VILLAGE	SCREEN	KULBACKS	6/6/2022	LL	20.77	672012	716295333	PLI
PILGRIM VILLAGE	SCREEN	KULBACKS	6/6/2022	LL	19.53	671643	716289683	PLI
PILGRIM VILLAGE	SCREEN	KULBACKS	6/6/2022	LL	19.26	671710	716295333	PLI
PILGRIM VILLAGE	SCREEN	KULBACKS	6/6/2022	LL	21.04	672007	716295333	PLI
PILGRIM VILLAGE	SCREEN	KULBACKS	6/6/2022	LL	21.23	671646	716289683	PLI
PILGRIM VILLAGE	SCREEN	KULBACKS	6/6/2022	LL	20.98	671721	716295333	PLI
PILGRIM VILLAGE	SCREEN	KULBACKS	6/6/2022	LL	20.97	671813	716295333	PLI
PILGRIM VILLAGE	SCREEN	KULBACKS	6/6/2022	LL	20.83	671892	716295333	PLI
PILGRIM VILLAGE	SCREEN	KULBACKS	6/6/2022	LL	20.66	671971	716295333	PLI
PILGRIM VILLAGE	SCREEN	KULBACKS	6/6/2022	LL	21.29	672055	716295333	PLI
PILGRIM VILLAGE	SCREEN	KULBACKS	6/6/2022	LL	18.95	671651	716289683	PLI
PILGRIM VILLAGE	SCREEN	KULBACKS	6/6/2022	LL	19.06	671723	716295333	PLI
PILGRIM VILLAGE	SCREEN	KULBACKS	6/6/2022	LL	18.93	671817	716295333	PLI
PILGRIM VILLAGE	SCREEN	KULBACKS	6/6/2022	LL	19.21	671897	716295333	PLI
PILGRIM VILLAGE	SCREEN	KULBACKS	6/6/2022	LL	18.79	672010	716295333	PLI
PILGRIM VILLAGE	SCREEN	KULBACKS	6/6/2022	LL	21.2	671635	716289683	PLI
PILGRIM VILLAGE	SCREEN	KULBACKS	6/6/2022	LL	21.02	671699	716295333	PLI
PILGRIM VILLAGE	SCREEN	KULBACKS	6/6/2022	LL	20.94	671778	716295333	PLI
PILGRIM VILLAGE	SCREEN	KULBACKS	6/6/2022	LL	21.12	671865	716295333	PLI
PILGRIM VILLAGE	SCREEN	KULBACKS	6/6/2022	LL	20.7	671938	716295333	PLI
PILGRIM VILLAGE	SCREEN	KULBACKS	6/6/2022	LL	20.59	672019	716295333	PLI
PILGRIM VILLAGE	CR2	KULBACKS	6/6/2022	LL	22.23	671718	716289683	PLI
PILGRIM VILLAGE	CR2	KULBACKS	6/6/2022	LL	22.00	671798	716289683	PLI
PILGRIM VILLAGE	CR2	KULBACKS	6/6/2022	LL	22.3	671877	716289683	PLI
PILGRIM VILLAGE	CR2	KULBACKS	6/6/2022	LL	21.86	671947	716289683	PLI
PILGRIM VILLAGE	CR2	KULBACKS	6/6/2022	LL	22.63	672031	716289683	PLI
PILGRIM VILLAGE	SCREEN	KULBACKS	6/7/2022	LL	21.55	672322	716295333	BPT
PILGRIM VILLAGE	SCREEN	KULBACKS	6/7/2022	LL	21.51	672399	716295333	BPT
PILGRIM VILLAGE	SCREEN	KULBACKS	6/7/2022	LL	20.73	672249	716295333	BPT
PILGRIM VILLAGE	SCREEN	KULBACKS	6/7/2022	LL	22.17	672325	716295333	BPT
PILGRIM VILLAGE	SCREEN	KULBACKS	6/7/2022	LL	22.34	672398	716295333	BPT
PILGRIM VILLAGE	SCREEN	KULBACKS	6/7/2022	LL	22.21	672458	716330155	BPT
PILGRIM VILLAGE	SCREEN	KULBACKS	6/7/2022	LL	19.13	672115	716295333	BPT
PILGRIM VILLAGE	SCREEN	KULBACKS	6/7/2022	LL	19.07	672225	716295333	BPT
PILGRIM VILLAGE	SCREEN	KULBACKS	6/7/2022	LL	19.63	672308	716295333	BPT
PILGRIM VILLAGE	SCREEN	KULBACKS	6/7/2022	LL	20.23	672394	716295333	BPT
PILGRIM VILLAGE	SCREEN	KULBACKS	6/7/2022	LL	21.19	672148	716295333	SCHAFER
PILGRIM VILLAGE	SCREEN	KULBACKS	6/7/2022	LL	20.47	672246	716295333	SCHAFER
PILGRIM VILLAGE	SCREEN	KULBACKS	6/7/2022	LL	20.57	672309	716295333	SCHAFER
PILGRIM VILLAGE	SCREEN	KULBACKS	6/7/2022	LL	22.17	672372	716295333	SCHAFER
PILGRIM VILLAGE	SCREEN	KULBACKS	6/7/2022	LL	21.88	672436	716295333	SCHAFER
PILGRIM VILLAGE	SCREEN	KULBACKS	6/7/2022	LL	21.09	672125	716295333	SCHAFER
PILGRIM VILLAGE	SCREEN	KULBACKS	6/7/2022	LL	20.84	672217	716295333	SCHAFER
PILGRIM VILLAGE	SCREEN	KULBACKS	6/7/2022	LL	19.47	672244	716295333	ARGAUER
PILGRIM VILLAGE	SCREEN	KULBACKS	6/7/2022	LL	20.37	672316	716295333	ARGAUER
PILGRIM VILLAGE	SCREEN	KULBACKS	6/7/2022	LL	20.41	672396	716295333	ARGAUER
PILGRIM VILLAGE	SCREEN	KULBACKS	6/7/2022	LL	20.57	672459	716330155	ARGAUER
PILGRIM VILLAGE	SCREEN	KULBACKS	6/7/2022	LL	18.65	672197	716295333	DIGCO
PILGRIM VILLAGE	SCREEN	KULBACKS	6/7/2022	LL	18.73	672271	716295333	DIGCO
PILGRIM VILLAGE	SCREEN	KULBACKS	6/7/2022	LL	19.81	672336	716295333	DIGCO
PILGRIM VILLAGE	SCREEN	KULBACKS	6/7/2022	LL	19.82	672404	716295333	DIGCO
PILGRIM VILLAGE	SCREEN	KULBACKS	6/7/2022	LL	21.22	672111	716295333	PLI
PILGRIM VILLAGE	SCREEN	KULBACKS	6/7/2022	LL	20.03	672211	716295333	PLI
PILGRIM VILLAGE	SCREEN	KULBACKS	6/7/2022	LL	20.5	672288	716295333	PLI
PILGRIM VILLAGE	SCREEN	KULBACKS	6/7/2022	LL	19.72	672241	716295333	PLI
PILGRIM VILLAGE	SCREEN	KULBACKS	6/7/2022	LL	21.14	672303	716295333	PLI
PILGRIM VILLAGE	SCREEN	KULBACKS	6/7/2022	LL	21.96	672371	716295333	PLI
PILGRIM VILLAGE	SCREEN	KULBACKS	6/7/2022	LL	22.39	672435	716295333	PLI
PILGRIM VILLAGE	SCREEN	KULBACKS	6/7/2022	LL	21.31	672105	716295333	PLI
PILGRIM VILLAGE	SCREEN	KULBACKS	6/7/2022	LL	20.23	672201	716295333	PLI
PILGRIM VILLAGE	SCREEN	KULBACKS	6/7/2022	LL	20.47	672270	716295333	PLI
PILGRIM VILLAGE	SCREEN	KULBACKS	6/7/2022	LL	21.54	672334	716295333	PLI
PILGRIM VILLAGE	SCREEN	KULBACKS	6/7/2022	LL	22.53	672412	716295333	PLI
PILGRIM VILLAGE	SCREEN	KULBACKS	6/7/2022	LL	20.98	672118	716295333	PLI
PILGRIM VILLAGE	SCREEN	KULBACKS	6/7/2022	LL	21.21	672216	716295333	PLI
PILGRIM VILLAGE	SCREEN	KULBACKS	6/7/2022	LL	21.07	672291	716295333	PLI
PILGRIM VILLAGE	SCREEN	KULBACKS	6/7/2022	LL	22.04	672359	716295333	PLI

CARMEN M. PARISO, INC. HIRED TRUCKS -

PILGRIM VILLAGE	SCREEN	KULBACKS	6/7/2022	LL	22.04	672431	716295333	PLI
PILGRIM VILLAGE	SCREEN	KULBACKS	6/7/2022	LL	21.5	672103	716295333	PLI
PILGRIM VILLAGE	SCREEN	KULBACKS	6/7/2022	LL	20.99	672204	716295333	PLI
PILGRIM VILLAGE	SCREEN	KULBACKS	6/7/2022	LL	21.16	672276	716295333	PLI
PILGRIM VILLAGE	SCREEN	KULBACKS	6/7/2022	LL	21.94	672340	716295333	PLI
PILGRIM VILLAGE	SCREEN	KULBACKS	6/7/2022	LL	22.38	672413	716295333	PLI
PILGRIM VILLAGE	SCREEN	KULBACKS	6/7/2022	LL	19.82	672100	716295333	PLI
PILGRIM VILLAGE	SCREEN	KULBACKS	6/7/2022	LL	18.95	672247	716295333	PLI
PILGRIM VILLAGE	SCREEN	KULBACKS	6/7/2022	LL	21.63	672324	716295333	PLI
PILGRIM VILLAGE	SCREEN	KULBACKS	6/7/2022	LL	21.58	672395	716295333	PLI
PILGRIM VILLAGE	SCREEN	KULBACKS	6/7/2022	LL	21.31	672457	716330155	PLI
PILGRIM VILLAGE	SCREEN	KULBACKS	6/7/2022	LL	21.74	672080	716295333	PLI
PILGRIM VILLAGE	SCREEN	KULBACKS	6/7/2022	LL	20.89	672167	716295333	PLI
PILGRIM VILLAGE	SCREEN	KULBACKS	6/7/2022	LL	20.68	672254	716295333	PLI
PILGRIM VILLAGE	SCREEN	KULBACKS	6/7/2022	LL	21.85	672389	716295333	PLI
PILGRIM VILLAGE	SCREEN	KULBACKS	6/7/2022	LL	22.16	672449	716330155	PLI
PILGRIM VILLAGE	SCREEN	KULBACKS	6/7/2022	LL	21.94	672084	716295333	PLI
PILGRIM VILLAGE	SCREEN	KULBACKS	6/7/2022	LL	20.65	672169	716295333	PLI
PILGRIM VILLAGE	SCREEN	KULBACKS	6/7/2022	LL	21.31	672108	716295333	CJK
PILGRIM VILLAGE	SCREEN	KULBACKS	6/7/2022	LL	20.49	672209	716295333	CJK
PILGRIM VILLAGE	SCREEN	KULBACKS	6/7/2022	LL	20.78	672256	716295333	CJK
PILGRIM VILLAGE	SCREEN	KULBACKS	6/7/2022	LL	22.03	672349	716295333	CJK
PILGRIM VILLAGE	SCREEN	KULBACKS	6/7/2022	LL	22.43	672418	716295333	CJK
PILGRIM VILLAGE	SCREEN	KULBACKS	6/7/2022	LL	19.99	672190	716295333	BRENON
PILGRIM VILLAGE	SCREEN	KULBACKS	6/7/2022	LL	21.53	672262	716295333	BRENON
PILGRIM VILLAGE	SCREEN	KULBACKS	6/7/2022	LL	21.78	672332	716295333	BRENON
PILGRIM VILLAGE	SCREEN	KULBACKS	6/7/2022	LL	21.5	672411	716295333	BRENON
PILGRIM VILLAGE	ST1	KULBACKS	6/7/2022	LL	21.27	672347	716295333	PLI
PILGRIM VILLAGE	ST1	KULBACKS	6/7/2022	LL	21.8	672421	716295333	PLI
PILGRIM VILLAGE	ST1	KULBACKS	6/7/2022	LL	22.15	672360	716295333	PLI
PILGRIM VILLAGE	ST1	KULBACKS	6/7/2022	LL	22.4	672432	716295333	PLI
PILGRIM VILLAGE	CR6	KULBACKS	6/7/2022	LL	20.91	672144	716295333	PLI
PILGRIM VILLAGE	CR6	KULBACKS	6/7/2022	LL	22.54	672131	716295333	PLI
PILGRIM VILLAGE	CR6	KULBACKS	6/7/2022	LL	21.99	672222	716295333	PLI
PILGRIM VILLAGE	CR6	KULBACKS	6/7/2022	LL	22.02	672296	716295333	PLI
PILGRIM VILLAGE	SCREEN	KULBACKS	6/8/2022	LL	21.75	672479	716330155	BPT
PILGRIM VILLAGE	SCREEN	KULBACKS	6/8/2022	LL	20.9	672554	716330155	BPT
PILGRIM VILLAGE	SCREEN	KULBACKS	6/8/2022	LL	21.52	672614	716330155	BPT
PILGRIM VILLAGE	SCREEN	KULBACKS	6/8/2022	LL	22.6	672673	716330155	BPT
PILGRIM VILLAGE	SCREEN	KULBACKS	6/8/2022	LL	22.14	672752	716330155	BPT
PILGRIM VILLAGE	SCREEN	KULBACKS	6/8/2022	LL	22.14	672477	716330155	BPT
PILGRIM VILLAGE	SCREEN	KULBACKS	6/8/2022	LL	21.25	672556	716330155	BPT
PILGRIM VILLAGE	SCREEN	KULBACKS	6/8/2022	LL	22.34	672612	716330155	BPT
PILGRIM VILLAGE	SCREEN	KULBACKS	6/8/2022	LL	22.45	672675	716330155	BPT
PILGRIM VILLAGE	SCREEN	KULBACKS	6/8/2022	LL	22.09	672748	716330155	BPT
PILGRIM VILLAGE	SCREEN	KULBACKS	6/8/2022	LL	20.45	672473	716330155	BPT
PILGRIM VILLAGE	SCREEN	KULBACKS	6/8/2022	LL	19.44	672555	716330155	BPT
PILGRIM VILLAGE	SCREEN	KULBACKS	6/8/2022	LL	20.4	672615	716330155	BPT
PILGRIM VILLAGE	SCREEN	KULBACKS	6/8/2022	LL	20.13	672670	716330155	BPT
PILGRIM VILLAGE	SCREEN	KULBACKS	6/8/2022	LL	20.81	672751	716330155	BPT
PILGRIM VILLAGE	SCREEN	KULBACKS	6/8/2022	LL	20.97	672753	716330155	PLI
PILGRIM VILLAGE	SCREEN	KULBACKS	6/8/2022	LL	21.05	672671	716330155	PLI
PILGRIM VILLAGE	SCREEN	KULBACKS	6/8/2022	LL	20.68	672747	716330155	PLI
PILGRIM VILLAGE	SCREEN	KULBACKS	6/8/2022	LL	19.96	672676	716330155	PLI
PILGRIM VILLAGE	SCREEN	KULBACKS	6/8/2022	LL	20.46	672749	716330155	PLI
PILGRIM VILLAGE	SCREEN	KULBACKS	6/8/2022	LL	20.33	672471	716330155	MARRAN
PILGRIM VILLAGE	SCREEN	KULBACKS	6/8/2022	LL	20.76	672529	716330155	MARRAN
PILGRIM VILLAGE	SCREEN	KULBACKS	6/8/2022	LL	20.01	672604	716330155	MARRAN
PILGRIM VILLAGE	SCREEN	KULBACKS	6/8/2022	LL	21.08	672657	716330155	MARRAN
PILGRIM VILLAGE	SCREEN	KULBACKS	6/8/2022	LL	19.63	672744	716330155	MARRAN
PILGRIM VILLAGE	SCREEN	KULBACKS	6/8/2022	LL	21.63	672482	716330155	CJK
PILGRIM VILLAGE	SCREEN	KULBACKS	6/8/2022	LL	20.95	672553	716330155	CJK
PILGRIM VILLAGE	SCREEN	KULBACKS	6/8/2022	LL	22.35	672608	716330155	CJK
PILGRIM VILLAGE	SCREEN	KULBACKS	6/8/2022	LL	21.84	672660	716330155	CJK
PILGRIM VILLAGE	SCREEN	KULBACKS	6/8/2022	LL	21.88	672743	716330155	CJK
PILGRIM VILLAGE	CR2	KULBACKS	6/9/2022	LL	21.62	672795	716309513	CJK
PILGRIM VILLAGE	CR2	KULBACKS	6/9/2022	LL	21.6	672844	716309513	CJK
PILGRIM VILLAGE	CR2	KULBACKS	6/9/2022	LL	21.9	672903	716309513	CJK
PILGRIM VILLAGE	CR2	KULBACKS	6/9/2022	LL	21.3	672971	716309513	CJK

PILGRIM VILLAGE	CR2	KULBACKS	6/9/2022	LL	21.52	673032	716309513	CJK
PILGRIM VILLAGE	CR2	KULBACKS	6/9/2022	LL	21.67	673096	716309513	CJK
PILGRIM VILLAGE	CR2	KULBACKS	6/9/2022	LL	22.52	672796	716309513	CJK
PILGRIM VILLAGE	CR2	KULBACKS	6/9/2022	LL	22.1	672845	716309513	CJK
PILGRIM VILLAGE	CR2	KULBACKS	6/9/2022	LL	22.38	672902	716309513	CJK
PILGRIM VILLAGE	CR2	KULBACKS	6/9/2022	LL	21.51	672966	716309513	CJK
PILGRIM VILLAGE	CR2	KULBACKS	6/9/2022	LL	21.52	673089	716309513	CJK
PILGRIM VILLAGE	CR2	KULBACKS	6/9/2022	LL	20.9	672799	716309513	DG
PILGRIM VILLAGE	CR2	KULBACKS	6/9/2022	LL	21.13	672874	716309513	DG
PILGRIM VILLAGE	CR2	KULBACKS	6/9/2022	LL	21.07	672936	716309513	DG
PILGRIM VILLAGE	CR2	KULBACKS	6/9/2022	LL	21.43	672010	716309513	DG
PILGRIM VILLAGE	CR2	KULBACKS	6/9/2022	LL	21.03	673083	716309513	DG
PILGRIM VILLAGE	CR2	KULBACKS	6/9/2022	LL	21.44	672798	716309513	DG
PILGRIM VILLAGE	CR2	KULBACKS	6/9/2022	LL	21.41	672856	716309513	DG
PILGRIM VILLAGE	CR2	KULBACKS	6/9/2022	LL	21.73	672912	716309513	DG
PILGRIM VILLAGE	CR2	KULBACKS	6/9/2022	LL	21.25	673008	716309513	DG
PILGRIM VILLAGE	CR2	KULBACKS	6/9/2022	LL	21.26	673065	716309513	DG
PILGRIM VILLAGE	CR2	KULBACKS	6/9/2022	LL	22.26	672808	716309513	DG
PILGRIM VILLAGE	CR2	KULBACKS	6/9/2022	LL	21.73	672852	716309513	DG
PILGRIM VILLAGE	CR2	KULBACKS	6/9/2022	LL	22.26	672905	716309513	DG
PILGRIM VILLAGE	CR2	KULBACKS	6/9/2022	LL	21.33	672967	716309513	DG
PILGRIM VILLAGE	CR2	KULBACKS	6/9/2022	LL	21.84	673020	716309513	DG
PILGRIM VILLAGE	CR2	KULBACKS	6/9/2022	LL	21.95	673085	716309513	DG
PILGRIM VILLAGE	CR2	KULBACKS	6/9/2022	LL	21.29	672827	716309513	PLI
PILGRIM VILLAGE	CR2	KULBACKS	6/9/2022	LL	21.21	672881	716309513	PLI
PILGRIM VILLAGE	CR2	KULBACKS	6/9/2022	LL	21.16	672939	716309513	PLI
PILGRIM VILLAGE	CR2	KULBACKS	6/9/2022	LL	20.72	673000	716309513	PLI
PILGRIM VILLAGE	CR2	KULBACKS	6/9/2022	LL	20.73	673064	716309513	PLI
PILGRIM VILLAGE	SCREEN	KULBACKS	6/15/2022	LL	21.31	674254	716362468	GAM
PILGRIM VILLAGE	SCREEN	KULBACKS	6/15/2022	LL	21.62	674318	716362468	GAM
PILGRIM VILLAGE	SCREEN	KULBACKS	6/15/2022	LL	22.00	674231	12798	PLI
PILGRIM VILLAGE	SCREEN	KULBACKS	6/15/2022	LL	21.27	674290	12798	PLI
PILGRIM VILLAGE	SCREEN	KULBACKS	6/15/2022	LL	21.54	674275	716362468	PLI
PILGRIM VILLAGE	SCREEN	KULBACKS	6/15/2022	LL	21.6	674276	716362468	PLI
PILGRIM VILLAGE	SCREEN	KULBACKS	6/15/2022	LL	20.6	674397	716362468	NPW
PILGRIM VILLAGE	SCREEN	KULBACKS	6/15/2022	LL	19.43	674310	716362468	NPW
PILGRIM VILLAGE	SCREEN	KULBACKS	6/15/2022	LL	21.43	674273	716362468	NPW
PILGRIM VILLAGE	CR6	KULBACKS	6/15/2022	LL	22.67	674181	12786	PLI
PILGRIM VILLAGE	CR6	KULBACKS	6/15/2022	LL	21.51	674211	716342869	PLI
PILGRIM VILLAGE	CR6	KULBACKS	6/15/2022	LL	22.38	674213	716342869	PLI
PILGRIM VILLAGE	CR6	KULBACKS	6/15/2022	LL	22.24	674196	716342869	GAM
PILGRIM VILLAGE	CR6	KULBACKS	6/15/2022	LL	21.4	674250	716342869	NPW
PILGRIM VILLAGE	CR6	KULBACKS	6/15/2022	LL	19.32	674212	716342869	NPW
PILGRIM VILLAGE	CR6	KULBACKS	6/15/2022	LL	21.3	674210	716342869	NPW
PILGRIM VILLAGE	SCREEN	KULBACKS	6/16/2022	LL	20.23	674728	716362468	BPT
PILGRIM VILLAGE	SCREEN	KULBACKS	6/16/2022	LL	21.77	674356	716362468	PLI
PILGRIM VILLAGE	SCREEN	KULBACKS	6/16/2022	LL	21.68	674580	716362468	PLI
PILGRIM VILLAGE	SCREEN	KULBACKS	6/16/2022	LL	20.63	674654	716362468	PLI
PILGRIM VILLAGE	SCREEN	KULBACKS	6/16/2022	LL	21.47	674720	716362468	PLI
PILGRIM VILLAGE	SCREEN	KULBACKS	6/16/2022	LL	21.26	674357	716362468	TECH
PILGRIM VILLAGE	SCREEN	KULBACKS	6/16/2022	LL	20.85	674416	716362468	TECH
PILGRIM VILLAGE	SCREEN	KULBACKS	6/16/2022	LL	19.98	674544	716362468	TECH
PILGRIM VILLAGE	SCREEN	KULBACKS	6/16/2022	LL	20.7	674622	716362468	TECH
PILGRIM VILLAGE	SCREEN	KULBACKS	6/16/2022	LL	20.13	674694	716362468	TECH
PILGRIM VILLAGE	CR2	KULBACKS	6/16/2022	LL	21.81	674376	716350557	BPT
PILGRIM VILLAGE	CR2	KULBACKS	6/16/2022	LL	21.56	674496	716350557	BPT
PILGRIM VILLAGE	CR2	KULBACKS	6/16/2022	LL	22.2	674617	716350557	BPT
PILGRIM VILLAGE	CR2	KULBACKS	6/16/2022	LL	22.03	674726	716350557	BPT
PILGRIM VILLAGE	CR2	KULBACKS	6/16/2022	LL	20.64	674378	716350557	BPT
PILGRIM VILLAGE	CR2	KULBACKS	6/16/2022	LL	20.23	674500	716350557	BPT
PILGRIM VILLAGE	CR2	KULBACKS	6/16/2022	LL	20.07	674619	716350557	BPT
PILGRIM VILLAGE	CR2	KULBACKS	6/16/2022	LL	22.38	674373	716350557	BPT
PILGRIM VILLAGE	CR2	KULBACKS	6/16/2022	LL	22.17	674486	716350557	BPT
PILGRIM VILLAGE	CR2	KULBACKS	6/16/2022	LL	21.71	674616	716350557	BPT
PILGRIM VILLAGE	CR2	KULBACKS	6/16/2022	LL	22.53	674716	716350557	BPT
PILGRIM VILLAGE	CR2	KULBACKS	6/16/2022	LL	21.74	674355	716350557	PLI
PILGRIM VILLAGE	CR2	KULBACKS	6/16/2022	LL	22.07	674464	716350557	PLI
PILGRIM VILLAGE	CR2	KULBACKS	6/16/2022	LL	22.45	674597	716350557	PLI
PILGRIM VILLAGE	CR2	KULBACKS	6/16/2022	LL	22.86	674699	716350557	PLI

CARMEN M. PARISO, INC. HIRED TRUCKS -

PILGRIM VILLAGE	SCREEN	KULBACKS	6/17/2022	LL	19.59	674762	716376945	BPT
PILGRIM VILLAGE	SCREEN	KULBACKS	6/17/2022	LL	19.18	674826	716376945	BPT
PILGRIM VILLAGE	SCREEN	KULBACKS	6/17/2022	LL	20.33	674882	716376945	BPT
PILGRIM VILLAGE	SCREEN	KULBACKS	6/17/2022	LL	19.8	674943	716376945	BPT
PILGRIM VILLAGE	SCREEN	KULBACKS	6/17/2022	LL	20.02	675034	716376945	BPT
PILGRIM VILLAGE	SCREEN	KULBACKS	6/17/2022	LL	20.82	674767	716376945	BPT
PILGRIM VILLAGE	SCREEN	KULBACKS	6/17/2022	LL	21.53	674835	716376945	BPT
PILGRIM VILLAGE	SCREEN	KULBACKS	6/17/2022	LL	21.52	674897	716376945	BPT
PILGRIM VILLAGE	SCREEN	KULBACKS	6/17/2022	LL	21.42	674960	716376945	BPT
PILGRIM VILLAGE	SCREEN	KULBACKS	6/17/2022	LL	21.24	675038	716376945	BPT
PILGRIM VILLAGE	SCREEN	KULBACKS	6/17/2022	LL	21.13	674760	716376945	BPT
PILGRIM VILLAGE	SCREEN	KULBACKS	6/17/2022	LL	21.29	674815	716376945	BPT
PILGRIM VILLAGE	SCREEN	KULBACKS	6/17/2022	LL	21.41	674889	716376945	BPT
PILGRIM VILLAGE	SCREEN	KULBACKS	6/17/2022	LL	21.87	674955	716376945	BPT
PILGRIM VILLAGE	SCREEN	KULBACKS	6/17/2022	LL	21.09	675024	716376945	BPT
PILGRIM VILLAGE	SCREEN	KULBACKS	6/17/2022	LL	21.36	674745	716376945	PLI
PILGRIM VILLAGE	SCREEN	KULBACKS	6/17/2022	LL	21.75	674843	716376945	LLOYD
PILGRIM VILLAGE	SCREEN	KULBACKS	6/17/2022	LL	20.32	674764	716376945	SILVER
PILGRIM VILLAGE	SCREEN	KULBACKS	6/17/2022	LL	22.00	674812	716376945	SILVER
PILGRIM VILLAGE	SCREEN	KULBACKS	6/17/2022	LL	21.62	674859	716376945	SILVER
PILGRIM VILLAGE	SCREEN	KULBACKS	6/17/2022	LL	21.6	674910	716376945	SILVER
PILGRIM VILLAGE	SCREEN	KULBACKS	6/17/2022	LL	21.9	674973	716376945	SILVER
PILGRIM VILLAGE	SCREEN	KULBACKS	6/17/2022	LL	21.43	675047	716376945	SILVER
PILGRIM VILLAGE	SCREEN	KULBACKS	6/17/2022	LL	19.34	674541	716376945	TECH
PILGRIM VILLAGE	SCREEN	KULBACKS	6/17/2022	LL	20.19	674823	716376945	TECH
PILGRIM VILLAGE	SCREEN	KULBACKS	6/17/2022	LL	19.91	674876	716376945	TECH
PILGRIM VILLAGE	SCREEN	KULBACKS	6/17/2022	LL	19.55	674937	716376945	TECH
PILGRIM VILLAGE	SCREEN	KULBACKS	6/17/2022	LL	19.5	675009	716376945	TECH
PILGRIM VILLAGE	SCREEN	KULBACKS	6/17/2022	LL	20.21	674756	716376945	TECH
PILGRIM VILLAGE	SCREEN	KULBACKS	6/17/2022	LL	20.48	674825	716376945	TECH
PILGRIM VILLAGE	SCREEN	KULBACKS	6/17/2022	LL	21.07	674877	716376945	TECH
PILGRIM VILLAGE	SCREEN	KULBACKS	6/17/2022	LL	20.95	674938	716376945	TECH
PILGRIM VILLAGE	SCREEN	KULBACKS	6/17/2022	LL	21.25	675011	716376945	TECH
PILGRIM VILLAGE	T3BINDR	KULBACKS	6/17/2022	LL	13.97	50300	716362467	PLI
PILGRIM VILLAGE	CR2	KULBACKS	6/17/2022	LL	22.49	674952	716362468	PLI
PILGRIM VILLAGE	ST1	KULBACKS	6/17/2022	LL	21.78	675014	716362468	PLI
PILGRIM VILLAGE	SCREEN	KULBACKS	6/20/2022	LL	19.27	675081	716376945	BPT
PILGRIM VILLAGE	SCREEN	KULBACKS	6/20/2022	LL	19.49	675122	716376945	BPT
PILGRIM VILLAGE	SCREEN	KULBACKS	6/20/2022	LL	19.91	675184	716376945	BPT
PILGRIM VILLAGE	SCREEN	KULBACKS	6/20/2022	LL	19.38	675243	716376945	BPT
PILGRIM VILLAGE	SCREEN	KULBACKS	6/20/2022	LL	19.76	675336	716376945	BPT
PILGRIM VILLAGE	SCREEN	KULBACKS	6/20/2022	LL	21.64	675241	716376945	BPT
PILGRIM VILLAGE	SCREEN	KULBACKS	6/20/2022	LL	21.82	675317	716376945	BPT
PILGRIM VILLAGE	SCREEN	KULBACKS	6/20/2022	LL	21.36	675400	716376945	BPT
PILGRIM VILLAGE	SCREEN	KULBACKS	6/20/2022	LL	21.48	675072	716376945	PLI
PILGRIM VILLAGE	SCREEN	KULBACKS	6/20/2022	LL	22.58	675114	716376945	PLI
PILGRIM VILLAGE	SCREEN	KULBACKS	6/20/2022	LL	22.49	675174	716376945	PLI
PILGRIM VILLAGE	SCREEN	KULBACKS	6/20/2022	LL	20.39	675074	716376945	PLI
PILGRIM VILLAGE	SCREEN	KULBACKS	6/20/2022	LL	22.3	675115	716376945	PLI
PILGRIM VILLAGE	SCREEN	KULBACKS	6/20/2022	LL	22.62	675176	716376945	PLI
PILGRIM VILLAGE	SCREEN	KULBACKS	6/20/2022	LL	21.97	675236	716376945	PLI
PILGRIM VILLAGE	SCREEN	KULBACKS	6/20/2022	LL	20.94	675301	716376945	PLI
PILGRIM VILLAGE	SCREEN	KULBACKS	6/20/2022	LL	22.1	675376	716376945	PLI
PILGRIM VILLAGE	SCREEN	KULBACKS	6/21/2022	LL	22.05	675444	716384094	BPT
PILGRIM VILLAGE	SCREEN	KULBACKS	6/21/2022	LL	21.85	675515	716384094	BPT
PILGRIM VILLAGE	SCREEN	KULBACKS	6/21/2022	LL	21.9	675575	716384094	BPT
PILGRIM VILLAGE	SCREEN	KULBACKS	6/21/2022	LL	21.59	675641	716384094	BPT
PILGRIM VILLAGE	SCREEN	KULBACKS	6/21/2022	LL	22.36	675443	716384094	BPT
PILGRIM VILLAGE	SCREEN	KULBACKS	6/21/2022	LL	21.9	675518	716384094	BPT
PILGRIM VILLAGE	SCREEN	KULBACKS	6/21/2022	LL	21.11	675576	716384094	BPT
PILGRIM VILLAGE	SCREEN	KULBACKS	6/21/2022	LL	21.67	675642	716384094	BPT
PILGRIM VILLAGE	SCREEN	KULBACKS	6/21/2022	LL	21.89	675707	716384094	BPT
PILGRIM VILLAGE	SCREEN	KULBACKS	6/21/2022	LL	19.75	675442	716384094	BPT
PILGRIM VILLAGE	SCREEN	KULBACKS	6/21/2022	LL	20.45	675508	716384094	BPT
PILGRIM VILLAGE	SCREEN	KULBACKS	6/21/2022	LL	19.92	675566	716384094	BPT
PILGRIM VILLAGE	SCREEN	KULBACKS	6/21/2022	LL	19.2	675639	716384094	BPT
PILGRIM VILLAGE	SCREEN	KULBACKS	6/21/2022	LL	20.35	675703	716384094	BPT
PILGRIM VILLAGE	SCREEN	KULBACKS	6/21/2022	LL	19.8	675439	716384094	TECH
PILGRIM VILLAGE	SCREEN	KULBACKS	6/21/2022	LL	19.8	675506	716384094	TECH

PILGRIM VILLAGE	SCREEN	KULBACKS	6/21/2022	LL	19.7	675558	716384094	TECH
PILGRIM VILLAGE	SCREEN	KULBACKS	6/21/2022	LL	19.93	675610	716384094	TECH
PILGRIM VILLAGE	SCREEN	KULBACKS	6/21/2022	LL	20.45	675683	716384094	TECH
PILGRIM VILLAGE	SCREEN	KULBACKS	6/21/2022	LL	21.2	675441	716384094	TECH
PILGRIM VILLAGE	SCREEN	KULBACKS	6/21/2022	LL	20.65	675507	716384094	TECH
PILGRIM VILLAGE	SCREEN	KULBACKS	6/21/2022	LL	20.89	675560	716384094	TECH
PILGRIM VILLAGE	SCREEN	KULBACKS	6/21/2022	LL	21.26	675611	716384094	TECH
PILGRIM VILLAGE	SCREEN	KULBACKS	6/21/2022	LL	21.04	675680	716384094	TECH
PILGRIM VILLAGE	SCREEN	KULBACKS	6/22/2022	LL	20.22	675947	716402840	BPT
PILGRIM VILLAGE	SCREEN	KULBACKS	6/22/2022	LL	19.43	675807	716402840	BPT
PILGRIM VILLAGE	SCREEN	KULBACKS	6/22/2022	LL	21.65	675753	716402840	BPT
PILGRIM VILLAGE	SCREEN	KULBACKS	6/22/2022	LL	22.36	675806	716402840	BPT
PILGRIM VILLAGE	SCREEN	KULBACKS	6/22/2022	LL	22.19	675754	716402840	BPT
PILGRIM VILLAGE	SCREEN	KULBACKS	6/22/2022	LL	21.95	675809	716402840	BPT
PILGRIM VILLAGE	SCREEN	KULBACKS	6/22/2022	LL	22.01	675745	716402840	PLI
PILGRIM VILLAGE	SCREEN	KULBACKS	6/22/2022	LL	19.97	675748	716402840	TECH
PILGRIM VILLAGE	SCREEN	KULBACKS	6/22/2022	LL	19.83	675810	716402840	TECH
PILGRIM VILLAGE	SCREEN	KULBACKS	6/22/2022	LL	19.86	675866	716384094	TECH
PILGRIM VILLAGE	SCREEN	KULBACKS	6/22/2022	LL	19.78	675907	716384094	TECH
PILGRIM VILLAGE	SCREEN	KULBACKS	6/22/2022	LL	19.53	675968	716384094	TECH
PILGRIM VILLAGE	SCREEN	KULBACKS	6/22/2022	LL	21.2	675749	716402840	TECH
PILGRIM VILLAGE	SCREEN	KULBACKS	6/22/2022	LL	20.62	675811	716402840	TECH
PILGRIM VILLAGE	SCREEN	KULBACKS	6/22/2022	LL	20.68	675864	716384094	TECH
PILGRIM VILLAGE	SCREEN	KULBACKS	6/22/2022	LL	20.6	675908	716384094	TECH
PILGRIM VILLAGE	SCREEN	KULBACKS	6/22/2022	LL	21.01	675967	716384094	TECH
PILGRIM VILLAGE	CR2	KULBACKS	6/22/2022	LL	19.65	675863	716402840	BPT
PILGRIM VILLAGE	CR2	KULBACKS	6/22/2022	LL	20.17	675924	716384094	BPT
PILGRIM VILLAGE	CR2	KULBACKS	6/22/2022	LL	20.72	675977	716384094	BPT
PILGRIM VILLAGE	CR2	KULBACKS	6/22/2022	LL	22.15	675868	716384094	BPT
PILGRIM VILLAGE	CR2	KULBACKS	6/22/2022	LL	22.14	675916	716384094	BPT
PILGRIM VILLAGE	CR2	KULBACKS	6/22/2022	LL	22.03	675966	716384094	BPT
PILGRIM VILLAGE	CR2	KULBACKS	6/22/2022	LL	21.9	675871	716384094	BPT
PILGRIM VILLAGE	CR2	KULBACKS	6/22/2022	LL	21.87	675921	716384094	BPT
PILGRIM VILLAGE	CR2	KULBACKS	6/22/2022	LL	22.08	675973	716384094	BPT
PILGRIM VILLAGE	SCREEN	KULBACKS	6/23/2022	LL	20.63	676038	716402840	BPT
PILGRIM VILLAGE	SCREEN	KULBACKS	6/23/2022	LL	19.71	676105	716402840	BPT
PILGRIM VILLAGE	SCREEN	KULBACKS	6/23/2022	LL	20.06	676162	716402840	BPT
PILGRIM VILLAGE	SCREEN	KULBACKS	6/23/2022	LL	19.9	676238	716402840	BPT
PILGRIM VILLAGE	SCREEN	KULBACKS	6/23/2022	LL	20.31	676313	716402840	BPT
PILGRIM VILLAGE	SCREEN	KULBACKS	6/23/2022	LL	21.97	676037	716402840	BPT
PILGRIM VILLAGE	SCREEN	KULBACKS	6/23/2022	LL	22.22	676108	716402840	BPT
PILGRIM VILLAGE	SCREEN	KULBACKS	6/23/2022	LL	22.12	676164	716402840	BPT
PILGRIM VILLAGE	SCREEN	KULBACKS	6/23/2022	LL	21.89	676236	716402840	BPT
PILGRIM VILLAGE	SCREEN	KULBACKS	6/23/2022	LL	22.24	676307	716402840	BPT
PILGRIM VILLAGE	SCREEN	KULBACKS	6/23/2022	LL	22.26	676039	716402840	BPT
PILGRIM VILLAGE	SCREEN	KULBACKS	6/23/2022	LL	21.95	676106	716402840	BPT
PILGRIM VILLAGE	SCREEN	KULBACKS	6/23/2022	LL	22.1	676167	716402840	BPT
PILGRIM VILLAGE	SCREEN	KULBACKS	6/23/2022	LL	21.39	676237	716402840	BPT
PILGRIM VILLAGE	SCREEN	KULBACKS	6/23/2022	LL	21.75	676311	716402840	BPT
PILGRIM VILLAGE	SCREEN	KULBACKS	6/23/2022	LL	19.99	676036	716402840	TECH
PILGRIM VILLAGE	SCREEN	KULBACKS	6/23/2022	LL	20.11	676104	716402840	TECH
PILGRIM VILLAGE	SCREEN	KULBACKS	6/23/2022	LL	20.03	676160	716402840	TECH
PILGRIM VILLAGE	SCREEN	KULBACKS	6/23/2022	LL	20.12	676230	716402840	TECH
PILGRIM VILLAGE	SCREEN	KULBACKS	6/23/2022	LL	19.26	676295	716402840	TECH
PILGRIM VILLAGE	SCREEN	KULBACKS	6/24/2022	LL	19.66	676371	716402840	PLI
PILGRIM VILLAGE	SCREEN	KULBACKS	6/24/2022	LL	20.11	676409	716435705	PLI
PILGRIM VILLAGE	SCREEN	KULBACKS	6/24/2022	LL	19.74	676454	716435705	PLI
PILGRIM VILLAGE	SCREEN	KULBACKS	6/24/2022	LL	19.92	676493	716435705	PLI
PILGRIM VILLAGE	SCREEN	KULBACKS	6/24/2022	LL	20.21	676542	716435705	PLI
PILGRIM VILLAGE	SCREEN	KULBACKS	6/24/2022	LL	22.31	676358	716402840	PLI
PILGRIM VILLAGE	SCREEN	KULBACKS	6/24/2022	LL	22.26	676398	716402840	PLI
PILGRIM VILLAGE	SCREEN	KULBACKS	6/24/2022	LL	21.6	676437	716435705	PLI
PILGRIM VILLAGE	SCREEN	KULBACKS	6/24/2022	LL	22.09	676497	716435705	PLI
PILGRIM VILLAGE	SCREEN	KULBACKS	6/24/2022	LL	22.06	676518	716435705	PLI
PILGRIM VILLAGE	SCREEN	KULBACKS	6/24/2022	LL	22.21	676555	716435705	PLI
PILGRIM VILLAGE	SCREEN	KULBACKS	6/24/2022	LL	22.39	676488	716435705	PLI
PILGRIM VILLAGE	SCREEN	KULBACKS	6/24/2022	LL	22.34	676530	716435705	PLI
PILGRIM VILLAGE	SCREEN	KULBACKS	6/24/2022	LL	22.11	676574	716435705	PLI
PILGRIM VILLAGE	SCREEN	KULBACKS	6/24/2022	LL	22.3	676360	716402840	PLI

CARMEN M. PARISO, INC. HIRED TRUCKS -

PILGRIM VILLAGE	SCREEN	KULBACKS	6/24/2022	LL	22.01	676468	716435705	PLI
PILGRIM VILLAGE	SCREEN	KULBACKS	6/24/2022	LL	22.18	676501	716435705	PLI
PILGRIM VILLAGE	SCREEN	KULBACKS	6/24/2022	LL	22.47	676534	716435705	PLI
PILGRIM VILLAGE	SCREEN	KULBACKS	6/24/2022	LL	21.28	676577	716435705	PLI
PILGRIM VILLAGE	SCREEN	KULBACKS	6/24/2022	LL	22.68	676499	716435705	PLI
PILGRIM VILLAGE	SCREEN	KULBACKS	6/24/2022	LL	22.35	676533	716435705	PLI
PILGRIM VILLAGE	SCREEN	KULBACKS	6/24/2022	LL	19.87	676357	716402840	BROWNS
PILGRIM VILLAGE	SCREEN	KULBACKS	6/24/2022	LL	20.24	676394	716402840	BROWNS
PILGRIM VILLAGE	SCREEN	KULBACKS	6/24/2022	LL	19.9	676435	716435705	BROWNS
PILGRIM VILLAGE	SCREEN	KULBACKS	6/24/2022	LL	20.54	676475	716435705	BROWNS
PILGRIM VILLAGE	SCREEN	KULBACKS	6/24/2022	LL	20.51	676516	716435705	BROWNS
PILGRIM VILLAGE	SCREEN	KULBACKS	6/24/2022	LL	20.21	676553	716435705	BROWNS
PILGRIM VILLAGE	SCREEN	KULBACKS	6/24/2022	LL	21.04	676362	716402840	TECH
PILGRIM VILLAGE	SCREEN	KULBACKS	6/24/2022	LL	21.00	676397	716402840	TECH
PILGRIM VILLAGE	SCREEN	KULBACKS	6/24/2022	LL	20.82	676434	716435705	TECH
PILGRIM VILLAGE	ST1	KULBACKS	6/24/2022	LL	21.12	676473	716402840	TECH
PILGRIM VILLAGE	ST1	KULBACKS	6/24/2022	LL	19.8	676529	716402840	TECH
PILGRIM VILLAGE	SCREEN	KULBACKS	6/27/2022	LL	22.32	676598	716435706	PLI
PILGRIM VILLAGE	SCREEN	KULBACKS	6/27/2022	LL	21.72	676646	716435706	PLI
PILGRIM VILLAGE	SCREEN	KULBACKS	6/27/2022	LL	20.65	676597	716435706	PLI
PILGRIM VILLAGE	SCREEN	KULBACKS	6/27/2022	LL	20.74	676637	716435706	PLI
PILGRIM VILLAGE	SCREEN	KULBACKS	6/27/2022	LL	20.6	676679	716435706	PLI
PILGRIM VILLAGE	SCREEN	KULBACKS	6/27/2022	LL	21.02	676600	716435706	TECH
PILGRIM VILLAGE	SCREEN	KULBACKS	6/27/2022	LL	21.1	676653	716435706	TECH
PILGRIM VILLAGE	SCREEN	KULBACKS	6/27/2022	LL	20.96	676696	716435706	TECH
PILGRIM VILLAGE	SCREEN	KULBACKS	6/27/2022	LL	20.87	676743	716435706	TECH
PILGRIM VILLAGE	SCREEN	KULBACKS	6/27/2022	LL	20.8	676795	716435706	TECH
PILGRIM VILLAGE	SCREEN	KULBACKS	6/27/2022	LL	19.98	676598	716435706	TECH
PILGRIM VILLAGE	SCREEN	KULBACKS	6/27/2022	LL	20.41	676652	716435706	TECH
PILGRIM VILLAGE	SCREEN	KULBACKS	6/27/2022	LL	20.32	676695	716435706	TECH
PILGRIM VILLAGE	SCREEN	KULBACKS	6/27/2022	LL	19.61	676742	716435706	TECH
PILGRIM VILLAGE	SCREEN	KULBACKS	6/27/2022	LL	19.92	676794	716435706	TECH
PILGRIM VILLAGE	SCREEN	KULBACKS	6/28/2022	LL	20.53	677007	716435706	DG
PILGRIM VILLAGE	SCREEN	KULBACKS	6/28/2022	LL	20.78	677067	716435706	DG
PILGRIM VILLAGE	SCREEN	KULBACKS	6/28/2022	LL	21.25	677145	716435706	DG
PILGRIM VILLAGE	SCREEN	KULBACKS	6/28/2022	LL	22.24	677186	716435706	GAM
PILGRIM VILLAGE	SCREEN	KULBACKS	6/28/2022	LL	21.34	677177	716435706	NPW
PILGRIM VILLAGE	SCREEN	KULBACKS	6/28/2022	LL	21.98	677158	716435706	NPW
PILGRIM VILLAGE	SCREEN	KULBACKS	6/28/2022	LL	20.16	676885	716435706	TECH
PILGRIM VILLAGE	SCREEN	KULBACKS	6/28/2022	LL	19.9	676929	716435706	TECH
PILGRIM VILLAGE	SCREEN	KULBACKS	6/28/2022	LL	19.87	676992	716435706	TECH
PILGRIM VILLAGE	SCREEN	KULBACKS	6/28/2022	LL	20.07	677045	716435706	TECH
PILGRIM VILLAGE	SCREEN	KULBACKS	6/28/2022	LL	20.25	677122	716435706	TECH
PILGRIM VILLAGE	SCREEN	KULBACKS	6/28/2022	LL	19.98	677194	716435706	TECH
PILGRIM VILLAGE	SCREEN	KULBACKS	6/28/2022	LL	20.99	676908	716435706	TECH
PILGRIM VILLAGE	SCREEN	KULBACKS	6/28/2022	LL	20.79	676951	716435706	TECH
PILGRIM VILLAGE	SCREEN	KULBACKS	6/28/2022	LL	21.04	677002	716435706	TECH
PILGRIM VILLAGE	SCREEN	KULBACKS	6/28/2022	LL	20.67	677064	716435706	TECH
PILGRIM VILLAGE	SCREEN	KULBACKS	6/28/2022	LL	21.05	677123	716435706	TECH
PILGRIM VILLAGE	SCREEN	KULBACKS	6/28/2022	LL	20.38	677195	716435706	TECH
PILGRIM VILLAGE	SCREEN	KULBACKS	6/29/2022	LL	22.42	677217	716435706	BPT
PILGRIM VILLAGE	SCREEN	KULBACKS	6/29/2022	LL	21.88	677271	716435706	BPT
PILGRIM VILLAGE	SCREEN	KULBACKS	6/29/2022	LL	22.33	677353	716435706	BPT
PILGRIM VILLAGE	SCREEN	KULBACKS	6/29/2022	LL	21.64	677419	716435706	BPT
PILGRIM VILLAGE	SCREEN	KULBACKS	6/29/2022	LL	22.09	677503	716435706	BPT
PILGRIM VILLAGE	SCREEN	KULBACKS	6/29/2022	LL	22.21	677215	716435706	BPT
PILGRIM VILLAGE	SCREEN	KULBACKS	6/29/2022	LL	21.98	677270	716435706	BPT
PILGRIM VILLAGE	SCREEN	KULBACKS	6/29/2022	LL	21.99	677341	716435706	BPT
PILGRIM VILLAGE	SCREEN	KULBACKS	6/29/2022	LL	22.04	677408	716435706	BPT
PILGRIM VILLAGE	SCREEN	KULBACKS	6/29/2022	LL	22.12	677487	716435706	BPT
PILGRIM VILLAGE	SCREEN	KULBACKS	6/29/2022	LL	19.94	677218	716435706	BPT
PILGRIM VILLAGE	SCREEN	KULBACKS	6/29/2022	LL	20.36	677273	716435706	BPT
PILGRIM VILLAGE	SCREEN	KULBACKS	6/29/2022	LL	20.11	677344	716435706	BPT
PILGRIM VILLAGE	SCREEN	KULBACKS	6/29/2022	LL	19.84	677422	716435706	BPT
PILGRIM VILLAGE	SCREEN	KULBACKS	6/29/2022	LL	20.01	677510	716435706	BPT
PILGRIM VILLAGE	SCREEN	KULBACKS	6/29/2022	LL	21.5	677221	716435706	DESIGN
PILGRIM VILLAGE	SCREEN	KULBACKS	6/29/2022	LL	21.59	677281	716435706	DESIGN
PILGRIM VILLAGE	SCREEN	KULBACKS	6/29/2022	LL	21.25	677348	716435706	DESIGN
PILGRIM VILLAGE	SCREEN	KULBACKS	6/29/2022	LL	21.06	677396	716435706	DESIGN

CARMEN M. PARISO, INC. HIRED TRUCKS -

PILGRIM VILLAGE	SCREEN	KULBACKS	6/29/2022	LL	21.3	677468	716435706	DESIGN
PILGRIM VILLAGE	SCREEN	KULBACKS	6/29/2022	LL	21.2	677539	716435706	DESIGN
PILGRIM VILLAGE	SCREEN	KULBACKS	6/29/2022	LL	21.46	677219	716435706	DESIGN
PILGRIM VILLAGE	SCREEN	KULBACKS	6/29/2022	LL	21.34	677280	716435706	DESIGN
PILGRIM VILLAGE	SCREEN	KULBACKS	6/29/2022	LL	21.3	677340	716435706	DESIGN
PILGRIM VILLAGE	SCREEN	KULBACKS	6/29/2022	LL	21.04	677397	716435706	DESIGN
PILGRIM VILLAGE	SCREEN	KULBACKS	6/29/2022	LL	21.2	677466	716435706	DESIGN
PILGRIM VILLAGE	SCREEN	KULBACKS	6/29/2022	LL	21.04	677536	716435706	DESIGN
PILGRIM VILLAGE	SCREEN	KULBACKS	6/29/2022	LL	21.19	677211	716435706	TECH
PILGRIM VILLAGE	SCREEN	KULBACKS	6/29/2022	LL	21.07	677263	716435706	TECH
PILGRIM VILLAGE	SCREEN	KULBACKS	6/29/2022	LL	20.57	677350	716435706	TECH
PILGRIM VILLAGE	SCREEN	KULBACKS	6/29/2022	LL	21.3	677398	716435706	TECH
PILGRIM VILLAGE	SCREEN	KULBACKS	6/29/2022	LL	20.49	677465	716435706	TECH
PILGRIM VILLAGE	SCREEN	KULBACKS	6/29/2022	LL	20.86	677545	716435706	TECH
PILGRIM VILLAGE	SCREEN	KULBACKS	6/29/2022	LL	19.98	677210	716435706	TECH
PILGRIM VILLAGE	SCREEN	KULBACKS	6/29/2022	LL	20.01	677262	716435706	TECH
PILGRIM VILLAGE	SCREEN	KULBACKS	6/29/2022	LL	20.27	677351	716435706	TECH
PILGRIM VILLAGE	SCREEN	KULBACKS	6/30/2022	LL	21.88	677617	716435706	BPT
PILGRIM VILLAGE	SCREEN	KULBACKS	6/30/2022	LL	21.82	677693	716435706	BPT
PILGRIM VILLAGE	SCREEN	KULBACKS	6/30/2022	LL	19.5	677780	716435706	BPT
PILGRIM VILLAGE	SCREEN	KULBACKS	6/30/2022	LL	21.64	677856	716435706	BPT
PILGRIM VILLAGE	SCREEN	KULBACKS	6/30/2022	LL	21.96	677943	716435706	BPT
PILGRIM VILLAGE	SCREEN	KULBACKS	6/30/2022	LL	21.22	677602	716435706	BPT
PILGRIM VILLAGE	SCREEN	KULBACKS	6/30/2022	LL	22.17	677689	716435706	BPT
PILGRIM VILLAGE	SCREEN	KULBACKS	6/30/2022	LL	22.3	677771	716435706	BPT
PILGRIM VILLAGE	SCREEN	KULBACKS	6/30/2022	LL	22.28	677859	716435706	BPT
PILGRIM VILLAGE	SCREEN	KULBACKS	6/30/2022	LL	21.81	677935	716435706	BPT
PILGRIM VILLAGE	SCREEN	KULBACKS	6/30/2022	LL	19.96	677869	716435706	BPT
PILGRIM VILLAGE	SCREEN	KULBACKS	6/30/2022	LL	20.21	677465	716435706	BPT
PILGRIM VILLAGE	SCREEN	KULBACKS	6/30/2022	LL	21.38	577609	716435706	BPT
PILGRIM VILLAGE	SCREEN	KULBACKS	6/30/2022	LL	19.04	677683	716435706	BPT
PILGRIM VILLAGE	SCREEN	KULBACKS	6/30/2022	LL	20.82	677774	716435706	BPT
PILGRIM VILLAGE	SCREEN	KULBACKS	6/30/2022	LL	19.73	677850	716435706	BPT
PILGRIM VILLAGE	SCREEN	KULBACKS	6/30/2022	LL	20.22	677951	716435706	BPT
PILGRIM VILLAGE	SCREEN	KULBACKS	6/30/2022	LL	21.00	677662	716435706	MARRAN
PILGRIM VILLAGE	SCREEN	KULBACKS	6/30/2022	LL	21.13	677732	716435706	MARRAN
PILGRIM VILLAGE	SCREEN	KULBACKS	6/30/2022	LL	20.87	677780	716435706	MARRAN
PILGRIM VILLAGE	SCREEN	KULBACKS	6/30/2022	LL	20.87	677875	716435706	MARRAN
PILGRIM VILLAGE	SCREEN	KULBACKS	6/30/2022	LL	20.88	677945	716435706	MARRAN
PILGRIM VILLAGE	SCREEN	KULBACKS	6/30/2022	LL	22.6	677595	716435706	JMM
PILGRIM VILLAGE	SCREEN	KULBACKS	6/30/2022	LL	21.72	677673	716435706	JMM
PILGRIM VILLAGE	SCREEN	KULBACKS	6/30/2022	LL	21.77	677239	716435706	JMM
PILGRIM VILLAGE	SCREEN	KULBACKS	6/30/2022	LL	22.4	677807	716435706	JMM
PILGRIM VILLAGE	SCREEN	KULBACKS	6/30/2022	LL	22.48	677879	716435706	JMM
PILGRIM VILLAGE	SCREEN	KULBACKS	6/30/2022	LL	22.29	677947	716435706	JMM
PILGRIM VILLAGE	SCREEN	KULBACKS	6/30/2022	LL	20.75	677598	716435706	JMM
PILGRIM VILLAGE	SCREEN	KULBACKS	6/30/2022	LL	20.52	677670	716435706	JMM
PILGRIM VILLAGE	SCREEN	KULBACKS	6/30/2022	LL	20.08	677730	716435706	JMM
PILGRIM VILLAGE	SCREEN	KULBACKS	6/30/2022	LL	20.03	677803	716435706	JMM
PILGRIM VILLAGE	SCREEN	KULBACKS	6/30/2022	LL	20.71	677872	716435706	JMM
PILGRIM VILLAGE	SCREEN	KULBACKS	6/30/2022	LL	20.4	677930	716435706	JMM
PILGRIM VILLAGE	SCREEN	KULBACKS	6/30/2022	LL	22.13	677848	716435706	GAM
PILGRIM VILLAGE	SCREEN	KULBACKS	6/30/2022	LL	22.66	677914	716435706	GAM
PILGRIM VILLAGE	SCREEN	KULBACKS	6/30/2022	LL	22.32	677994	716435706	GAM
PILGRIM VILLAGE	SCREEN	KULBACKS	6/30/2022	LL	23.43	677589	716435706	DESIGN
PILGRIM VILLAGE	SCREEN	KULBACKS	6/30/2022	LL	22.00	677681	716435706	DESIGN
PILGRIM VILLAGE	SCREEN	KULBACKS	6/30/2022	LL	22.96	677764	716435706	DESIGN
PILGRIM VILLAGE	SCREEN	KULBACKS	6/30/2022	LL	23.33	677838	716435706	DESIGN
PILGRIM VILLAGE	SCREEN	KULBACKS	6/30/2022	LL	22.15	677920	716435706	DESIGN
PILGRIM VILLAGE	SCREEN	KULBACKS	6/30/2022	LL	21.37	677995	716435706	DESIGN
PILGRIM VILLAGE	SCREEN	KULBACKS	6/30/2022	LL	19.56	677613	716435706	TECH
PILGRIM VILLAGE	SCREEN	KULBACKS	6/30/2022	LL	20.06	677697	716435706	TECH
PILGRIM VILLAGE	SCREEN	KULBACKS	6/30/2022	LL	19.12	677775	716435706	TECH
PILGRIM VILLAGE	SCREEN	KULBACKS	6/30/2022	LL	19.18	677843	716435706	TECH
PILGRIM VILLAGE	SCREEN	KULBACKS	6/30/2022	LL	19.84	677936	716435706	TECH
PILGRIM VILLAGE	SCREEN	KULBACKS	6/30/2022	LL	20.67	677614	716435706	TECH
PILGRIM VILLAGE	SCREEN	KULBACKS	6/30/2022	LL	20.88	677698	716435706	TECH
PILGRIM VILLAGE	SCREEN	KULBACKS	6/30/2022	LL	21.34	677776	716435706	TECH
PILGRIM VILLAGE	SCREEN	KULBACKS	6/30/2022	LL	20.66	677845	716435706	TECH

CARMEN M. PARISO, INC. HIRED TRUCKS -

PILGRIM VILLAGE	SCREEN	KULBACKS	6/30/2022	LL	20.64	677938	716435706	TECH
					June Total (tons)		14647.68	
PILGRIM VILLAGE	SCREEN	KULBACKS	7/1/2022	LL	20.89	678039	716459245	BPT
PILGRIM VILLAGE	SCREEN	KULBACKS	7/1/2022	LL	20.49	678093	716459245	BPT
PILGRIM VILLAGE	SCREEN	KULBACKS	7/1/2022	LL	20.21	678148	716459245	BPT
PILGRIM VILLAGE	SCREEN	KULBACKS	7/1/2022	LL	20.16	678218	716459245	BPT
PILGRIM VILLAGE	SCREEN	KULBACKS	7/1/2022	LL	22.23	678038	716459245	BPT
PILGRIM VILLAGE	SCREEN	KULBACKS	7/1/2022	LL	22.02	678098	716459245	BPT
PILGRIM VILLAGE	SCREEN	KULBACKS	7/1/2022	LL	22.21	678149	716459245	BPT
PILGRIM VILLAGE	SCREEN	KULBACKS	7/1/2022	LL	21.97	678216	716459245	BPT
PILGRIM VILLAGE	SCREEN	KULBACKS	7/1/2022	LL	20.67	678027	716459245	JMM
PILGRIM VILLAGE	SCREEN	KULBACKS	7/1/2022	LL	20.83	678071	716459245	JMM
PILGRIM VILLAGE	SCREEN	KULBACKS	7/1/2022	LL	20.42	678120	716459245	JMM
PILGRIM VILLAGE	SCREEN	KULBACKS	7/1/2022	LL	20.42	678166	716459245	JMM
PILGRIM VILLAGE	SCREEN	KULBACKS	7/1/2022	LL	20.55	678212	716459245	JMM
PILGRIM VILLAGE	SCREEN	KULBACKS	7/1/2022	LL	22.45	678029	716459245	JMM
PILGRIM VILLAGE	SCREEN	KULBACKS	7/1/2022	LL	22.01	678084	716459245	JMM
PILGRIM VILLAGE	SCREEN	KULBACKS	7/1/2022	LL	22.31	678124	716459245	JMM
PILGRIM VILLAGE	SCREEN	KULBACKS	7/1/2022	LL	22.31	678181	716459245	JMM
PILGRIM VILLAGE	SCREEN	KULBACKS	7/1/2022	LL	22.22	678229	716459245	JMM
PILGRIM VILLAGE	SCREEN	KULBACKS	7/1/2022	LL	21.04	678056	716459245	TECH
PILGRIM VILLAGE	SCREEN	KULBACKS	7/1/2022	LL	20.98	678106	716459245	TECH
PILGRIM VILLAGE	SCREEN	KULBACKS	7/1/2022	LL	20.72	678152	716459245	TECH
PILGRIM VILLAGE	SCREEN	KULBACKS	7/1/2022	LL	21.33	678208	716459245	TECH
PILGRIM VILLAGE	SCREEN	KULBACKS	7/1/2022	LL	20.32	678036	716459245	TECH
PILGRIM VILLAGE	SCREEN	KULBACKS	7/1/2022	LL	19.1	678087	716459245	TECH
PILGRIM VILLAGE	SCREEN	KULBACKS	7/1/2022	LL	19.78	678151	716459245	TECH
PILGRIM VILLAGE	SCREEN	KULBACKS	7/1/2022	LL	20.06	678206	716459245	TECH
PILGRIM VILLAGE	SCREEN	KULBACKS	7/1/2022	LL	21.48	678041	716459245	DG
PILGRIM VILLAGE	SCREEN	KULBACKS	7/1/2022	LL	21.27	678157	716459245	DG
PILGRIM VILLAGE	SCREEN	KULBACKS	7/1/2022	LL	21.55	678222	716459245	DG
PILGRIM VILLAGE	SCREEN	KULBACKS	7/1/2022	LL	21.27	678109	716459245	DG
PILGRIM VILLAGE	SCREEN	KULBACKS	7/1/2022	LL	21.36	678155	716459245	DG
PILGRIM VILLAGE	SCREEN	KULBACKS	7/1/2022	LL	20.5	678225	716459245	DG
PILGRIM VILLAGE	ST1	KULBACKS	7/1/2022	LL	21.65	678105	716445569	DG
PILGRIM VILLAGE	SCREEN	KULBACKS	7/5/2022	LL	22.6	678343	716459245	BPT
PILGRIM VILLAGE	SCREEN	KULBACKS	7/5/2022	LL	22.29	678414	716459245	BPT
PILGRIM VILLAGE	SCREEN	KULBACKS	7/5/2022	LL	21.56	678469	716459245	BPT
PILGRIM VILLAGE	SCREEN	KULBACKS	7/5/2022	LL	21.77	678534	716459245	BPT
PILGRIM VILLAGE	SCREEN	KULBACKS	7/5/2022	LL	21.27	678588	716459245	BPT
PILGRIM VILLAGE	SCREEN	KULBACKS	7/5/2022	LL	20.01	678347	716459245	PLI
PILGRIM VILLAGE	SCREEN	KULBACKS	7/5/2022	LL	20.13	678411	716459245	PLI
PILGRIM VILLAGE	SCREEN	KULBACKS	7/5/2022	LL	19.92	678465	716459245	PLI
PILGRIM VILLAGE	SCREEN	KULBACKS	7/5/2022	LL	19.44	678512	716459245	PLI
PILGRIM VILLAGE	SCREEN	KULBACKS	7/5/2022	LL	20.12	678564	716459245	PLI
PILGRIM VILLAGE	SCREEN	KULBACKS	7/5/2022	LL	21.78	678405	716459245	PLI
PILGRIM VILLAGE	SCREEN	KULBACKS	7/5/2022	LL	21.94	678455	716459245	PLI
PILGRIM VILLAGE	SCREEN	KULBACKS	7/5/2022	LL	21.8	678498	716459245	PLI
PILGRIM VILLAGE	SCREEN	KULBACKS	7/5/2022	LL	22.06	678546	716459245	PLI
PILGRIM VILLAGE	SCREEN	KULBACKS	7/5/2022	LL	21.37	678342	716459245	DESIGN
PILGRIM VILLAGE	SCREEN	KULBACKS	7/5/2022	LL	21.27	678409	716459245	DESIGN
PILGRIM VILLAGE	SCREEN	KULBACKS	7/5/2022	LL	21.12	678463	716459245	DESIGN
PILGRIM VILLAGE	SCREEN	KULBACKS	7/5/2022	LL	21.04	678515	716459245	DESIGN
PILGRIM VILLAGE	SCREEN	KULBACKS	7/5/2022	LL	21.08	678082	716459245	DESIGN
PILGRIM VILLAGE	SCREEN	KULBACKS	7/5/2022	LL	22.75	678341	716459245	DESIGN
PILGRIM VILLAGE	SCREEN	KULBACKS	7/5/2022	LL	22.17	678402	716459245	DESIGN
PILGRIM VILLAGE	SCREEN	KULBACKS	7/5/2022	LL	22.23	678457	716459245	DESIGN
PILGRIM VILLAGE	SCREEN	KULBACKS	7/5/2022	LL	22.44	678513	716459245	DESIGN
PILGRIM VILLAGE	SCREEN	KULBACKS	7/5/2022	LL	22.14	678581	716459245	DESIGN
PILGRIM VILLAGE	SCREEN	KULBACKS	7/5/2022	LL	20.27	678338	716459245	TECH
PILGRIM VILLAGE	SCREEN	KULBACKS	7/5/2022	LL	19.65	678406	716459245	TECH
PILGRIM VILLAGE	SCREEN	KULBACKS	7/5/2022	LL	19.97	678458	716459245	TECH
PILGRIM VILLAGE	SCREEN	KULBACKS	7/5/2022	LL	20.47	678507	716459245	TECH
PILGRIM VILLAGE	SCREEN	KULBACKS	7/5/2022	LL	20.32	678876	716459245	TECH
PILGRIM VILLAGE	SCREEN	KULBACKS	7/5/2022	LL	21.83	678336	716459245	CJK
PILGRIM VILLAGE	SCREEN	KULBACKS	7/5/2022	LL	21.81	678399	716459245	CJK
PILGRIM VILLAGE	SCREEN	KULBACKS	7/5/2022	LL	21.25	678454	716459245	CJK
PILGRIM VILLAGE	SCREEN	KULBACKS	7/5/2022	LL	21.48	578504	716459245	CJK
PILGRIM VILLAGE	SCREEN	KULBACKS	7/5/2022	LL	22.27	678557	716459245	CJK

CARMEN M. PARISO, INC. HIRED TRUCKS -

PILGRIM VILLAGE	SCREEN	KULBACKS	7/5/2022	LL	21.36	678609	716459245	CJK
PILGRIM VILLAGE	SCREEN	KULBACKS	7/5/2022	LL	22.02	678333	716459245	CJK
PILGRIM VILLAGE	SCREEN	KULBACKS	7/5/2022	LL	21.75	678398	716459245	CJK
PILGRIM VILLAGE	SCREEN	KULBACKS	7/5/2022	LL	21.64	678453	716459245	CJK
PILGRIM VILLAGE	SCREEN	KULBACKS	7/5/2022	LL	21.9	678500	716459245	CJK
PILGRIM VILLAGE	SCREEN	KULBACKS	7/5/2022	LL	22.32	678553	716459245	CJK
PILGRIM VILLAGE	SCREEN	KULBACKS	7/5/2022	LL	21.66	678606	716459245	CJK
PILGRIM VILLAGE	SCREEN	KULBACKS	7/8/2022	LL	22.18	679257	716478049	BPT
PILGRIM VILLAGE	SCREEN	KULBACKS	7/8/2022	LL	22.36	679326	716478049	BPT
PILGRIM VILLAGE	SCREEN	KULBACKS	7/8/2022	LL	21.82	679407	716478049	BPT
PILGRIM VILLAGE	SCREEN	KULBACKS	7/8/2022	LL	21.27	679467	716478049	BPT
PILGRIM VILLAGE	SCREEN	KULBACKS	7/8/2022	LL	21.69	679536	716478049	BPT
PILGRIM VILLAGE	SCREEN	KULBACKS	7/8/2022	LL	21.56	679263	716478049	BPT
PILGRIM VILLAGE	SCREEN	KULBACKS	7/8/2022	LL	22.17	679325	716478049	BPT
PILGRIM VILLAGE	SCREEN	KULBACKS	7/8/2022	LL	21.77	679408	716478049	BPT
PILGRIM VILLAGE	SCREEN	KULBACKS	7/8/2022	LL	21.58	679469	716478049	BPT
PILGRIM VILLAGE	SCREEN	KULBACKS	7/8/2022	LL	21.72	679528	716478049	BPT
PILGRIM VILLAGE	SCREEN	KULBACKS	7/8/2022	LL	20.41	679260	716478049	TECH
PILGRIM VILLAGE	SCREEN	KULBACKS	7/8/2022	LL	19.70	679330	716478049	TECH
PILGRIM VILLAGE	SCREEN	KULBACKS	7/8/2022	LL	19.47	679409	716478049	TECH
PILGRIM VILLAGE	SCREEN	KULBACKS	7/8/2022	LL	19.66	679465	716478049	TECH
PILGRIM VILLAGE	SCREEN	KULBACKS	7/8/2022	LL	20.11	679527	716478049	TECH
PILGRIM VILLAGE	SCREEN	KULBACKS	7/8/2022	LL	20.62	679261	716478049	TECH
PILGRIM VILLAGE	SCREEN	KULBACKS	7/8/2022	LL	20.17	679324	716478049	TECH
PILGRIM VILLAGE	SCREEN	KULBACKS	7/8/2022	LL	20.98	679410	716478049	TECH
PILGRIM VILLAGE	SCREEN	KULBACKS	7/8/2022	LL	21.04	679466	716478049	TECH
PILGRIM VILLAGE	SCREEN	KULBACKS	7/8/2022	LL	20.58	679530	716478049	TECH
PILGRIM VILLAGE	SCREEN	KULBACKS	7/8/2022	LL	21.73	678256	716478049	CJK
PILGRIM VILLAGE	SCREEN	KULBACKS	7/8/2022	LL	20.35	67922	716478049	CJK
PILGRIM VILLAGE	SCREEN	KULBACKS	7/8/2022	LL	22.52	679382	716478049	CJK
PILGRIM VILLAGE	SCREEN	KULBACKS	7/8/2022	LL	21.20	679446	716478049	CJK
PILGRIM VILLAGE	SCREEN	KULBACKS	7/8/2022	LL	21.10	679500	716478049	CJK
PILGRIM VILLAGE	SCREEN	KULBACKS	7/8/2022	LL	21.20	678258	716478049	CJK
PILGRIM VILLAGE	SCREEN	KULBACKS	7/8/2022	LL	22.25	679331	716478049	CJK
PILGRIM VILLAGE	SCREEN	KULBACKS	7/8/2022	LL	22.26	679393	716478049	CJK
PILGRIM VILLAGE	SCREEN	KULBACKS	7/8/2022	LL	20.98	679450	716478049	CJK
PILGRIM VILLAGE	SCREEN	KULBACKS	7/8/2022	LL	20.64	679502	716478049	CJK
PILGRIM VILLAGE	SCREEN	KULBACKS	7/11/2022	LL	22.15	679612	716485107	BPT
PILGRIM VILLAGE	SCREEN	KULBACKS	7/11/2022	LL	21.17	679679	716485107	BPT
PILGRIM VILLAGE	SCREEN	KULBACKS	7/11/2022	LL	22.39	679745	716485107	BPT
PILGRIM VILLAGE	SCREEN	KULBACKS	7/11/2022	LL	19.26	679823	716485107	BPT
PILGRIM VILLAGE	SCREEN	KULBACKS	7/11/2022	LL	21.21	679895	716485107	BPT
PILGRIM VILLAGE	SCREEN	KULBACKS	7/11/2022	LL	22.39	679603	716485107	BPT
PILGRIM VILLAGE	SCREEN	KULBACKS	7/11/2022	LL	21.55	679673	716485107	BPT
PILGRIM VILLAGE	SCREEN	KULBACKS	7/11/2022	LL	22.25	679741	716485107	BPT
PILGRIM VILLAGE	SCREEN	KULBACKS	7/11/2022	LL	20.75	679806	716485107	BPT
PILGRIM VILLAGE	SCREEN	KULBACKS	7/11/2022	LL	19.52	679803	716485107	BPT
PILGRIM VILLAGE	SCREEN	KULBACKS	7/11/2022	LL	19.15	679888	716485107	BPT
PILGRIM VILLAGE	SCREEN	KULBACKS	7/11/2022	LL	20.14	679602	716485107	BPT
PILGRIM VILLAGE	SCREEN	KULBACKS	7/11/2022	LL	19.68	679674	716485107	BPT
PILGRIM VILLAGE	SCREEN	KULBACKS	7/11/2022	LL	19.73	679740	716485107	BPT
PILGRIM VILLAGE	SCREEN	KULBACKS	7/11/2022	LL	19.32	679826	716485107	BPT
PILGRIM VILLAGE	SCREEN	KULBACKS	7/11/2022	LL	19.53	679897	716485107	BPT
PILGRIM VILLAGE	SCREEN	KULBACKS	7/11/2022	LL	20.2	679842	716485107	LORENZ
PILGRIM VILLAGE	SCREEN	KULBACKS	7/11/2022	LL	21.27	679611	716485107	TECH
PILGRIM VILLAGE	SCREEN	KULBACKS	7/11/2022	LL	20.22	679676	716485107	TECH
PILGRIM VILLAGE	SCREEN	KULBACKS	7/11/2022	LL	20.67	679739	716485107	TECH
PILGRIM VILLAGE	SCREEN	KULBACKS	7/11/2022	LL	19.76	679793	716485107	TECH
PILGRIM VILLAGE	SCREEN	KULBACKS	7/11/2022	LL	20.3	679879	716485107	TECH
PILGRIM VILLAGE	SCREEN	KULBACKS	7/11/2022	LL	19.87	679605	716485107	TECH
PILGRIM VILLAGE	SCREEN	KULBACKS	7/11/2022	LL	21.18	679675	716485107	TECH
PILGRIM VILLAGE	SCREEN	KULBACKS	7/11/2022	LL	19.72	679737	716485107	TECH
PILGRIM VILLAGE	SCREEN	KULBACKS	7/11/2022	LL	19.61	679792	716485107	TECH
PILGRIM VILLAGE	SCREEN	KULBACKS	7/11/2022	LL	19.1	679878	716485107	TECH
PILGRIM VILLAGE	SCREEN	KULBACKS	7/11/2022	LL	22.23	679617	716485107	CJK
PILGRIM VILLAGE	SCREEN	KULBACKS	7/11/2022	LL	22.06	679680	716485107	CJK
PILGRIM VILLAGE	SCREEN	KULBACKS	7/11/2022	LL	22.16	679744	716485107	CJK
PILGRIM VILLAGE	SCREEN	KULBACKS	7/11/2022	LL	21.31	679805	716485107	CJK
PILGRIM VILLAGE	SCREEN	KULBACKS	7/11/2022	LL	20.98	679881	716485107	CJK

CARMEN M. PARISO, INC. HIRED TRUCKS -

PILGRIM VILLAGE	SCREEN	KULBACKS	7/12/2022	LL	21.86	679616	716485107	CJK
PILGRIM VILLAGE	SCREEN	KULBACKS	7/12/2022	LL	21.63	679677	716485107	CJK
PILGRIM VILLAGE	SCREEN	KULBACKS	7/12/2022	LL	21.8	679742	716485107	CJK
PILGRIM VILLAGE	SCREEN	KULBACKS	7/12/2022	LL	21.69	679798	716485107	CJK
PILGRIM VILLAGE	SCREEN	KULBACKS	7/12/2022	LL	21.58	679866	716485107	CJK
PILGRIM VILLAGE	SCREEN	KULBACKS	7/12/2022	LL	21.5	679950	716493042	BPT
PILGRIM VILLAGE	SCREEN	KULBACKS	7/12/2022	LL	21.35	680029	716493042	BPT
PILGRIM VILLAGE	SCREEN	KULBACKS	7/12/2022	LL	21.33	680125	716493042	BPT
PILGRIM VILLAGE	SCREEN	KULBACKS	7/12/2022	LL	21.21	680208	716493042	BPT
PILGRIM VILLAGE	SCREEN	KULBACKS	7/12/2022	LL	21.26	680298	716493042	BPT
PILGRIM VILLAGE	SCREEN	KULBACKS	7/12/2022	LL	21.92	679945	716493042	BPT
PILGRIM VILLAGE	SCREEN	KULBACKS	7/12/2022	LL	21.61	679027	716493042	BPT
PILGRIM VILLAGE	SCREEN	KULBACKS	7/12/2022	LL	21.15	679122	716493042	BPT
PILGRIM VILLAGE	SCREEN	KULBACKS	7/12/2022	LL	18.69	679241	716493042	BPT
PILGRIM VILLAGE	SCREEN	KULBACKS	7/12/2022	LL	19.04	679313	716493042	BPT
PILGRIM VILLAGE	SCREEN	KULBACKS	7/12/2022	LL	19.75	679941	716493042	BPT
PILGRIM VILLAGE	SCREEN	KULBACKS	7/12/2022	LL	19.35	680022	716493042	BPT
PILGRIM VILLAGE	SCREEN	KULBACKS	7/12/2022	LL	19.96	680110	716493042	BPT
PILGRIM VILLAGE	SCREEN	KULBACKS	7/12/2022	LL	18.63	680210	716493042	BPT
PILGRIM VILLAGE	SCREEN	KULBACKS	7/12/2022	LL	19.59	680320	716493042	BPT
PILGRIM VILLAGE	SCREEN	KULBACKS	7/12/2022	LL	20.17	679969	716493042	TECH
PILGRIM VILLAGE	SCREEN	KULBACKS	7/12/2022	LL	20.63	679971	716493042	TECH
PILGRIM VILLAGE	SCREEN	KULBACKS	7/12/2022	LL	21.11	680080	716493042	TECH
PILGRIM VILLAGE	SCREEN	KULBACKS	7/12/2022	LL	20.14	680170	716493042	TECH
PILGRIM VILLAGE	SCREEN	KULBACKS	7/12/2022	LL	20.66	680242	716493042	TECH
PILGRIM VILLAGE	SCREEN	KULBACKS	7/12/2022	LL	21.11	680314	716493042	TECH
PILGRIM VILLAGE	SCREEN	KULBACKS	7/12/2022	LL	21.56	679952	716493042	CJK
PILGRIM VILLAGE	SCREEN	KULBACKS	7/12/2022	LL	21.41	680025	716493042	CJK
PILGRIM VILLAGE	SCREEN	KULBACKS	7/12/2022	LL	21.69	680112	716493042	CJK
PILGRIM VILLAGE	SCREEN	KULBACKS	7/12/2022	LL	21.1	680195	716493042	CJK
PILGRIM VILLAGE	SCREEN	KULBACKS	7/12/2022	LL	21.17	680269	716493042	CJK
PILGRIM VILLAGE	SCREEN	KULBACKS	7/12/2022	LL	21.03	680356	716493042	CJK
PILGRIM VILLAGE	SCREEN	KULBACKS	7/13/2022	LL	21.51	680405	716500952	BPT
PILGRIM VILLAGE	SCREEN	KULBACKS	7/13/2022	LL	22.21	680470	716500952	BPT
PILGRIM VILLAGE	SCREEN	KULBACKS	7/13/2022	LL	21.82	680545	716506480	BPT
PILGRIM VILLAGE	SCREEN	KULBACKS	7/13/2022	LL	22.15	680612	716506480	BPT
PILGRIM VILLAGE	SCREEN	KULBACKS	7/13/2022	LL	21.19	680686	716506480	BPT
PILGRIM VILLAGE	SCREEN	KULBACKS	7/13/2022	LL	21.51	680403	716500952	BPT
PILGRIM VILLAGE	SCREEN	KULBACKS	7/13/2022	LL	21.56	680472	716500952	BPT
PILGRIM VILLAGE	SCREEN	KULBACKS	7/13/2022	LL	22.22	680546	716506480	BPT
PILGRIM VILLAGE	SCREEN	KULBACKS	7/13/2022	LL	22.09	680618	716506480	BPT
PILGRIM VILLAGE	SCREEN	KULBACKS	7/13/2022	LL	21.98	680684	716506480	BPT
PILGRIM VILLAGE	SCREEN	KULBACKS	7/13/2022	LL	18.23	680413	716500952	BPT
PILGRIM VILLAGE	SCREEN	KULBACKS	7/13/2022	LL	18.79	680481	716500952	BPT
PILGRIM VILLAGE	SCREEN	KULBACKS	7/13/2022	LL	19.76	680547	716506480	BPT
PILGRIM VILLAGE	SCREEN	KULBACKS	7/13/2022	LL	19.13	680611	716506480	BPT
PILGRIM VILLAGE	SCREEN	KULBACKS	7/13/2022	LL	20.36	680687	716506480	BPT
PILGRIM VILLAGE	SCREEN	KULBACKS	7/13/2022	LL	19.96	680408	716500952	BPT
PILGRIM VILLAGE	SCREEN	KULBACKS	7/13/2022	LL	19.42	680474	716500952	BPT
PILGRIM VILLAGE	SCREEN	KULBACKS	7/13/2022	LL	20.38	680550	716506480	BPT
PILGRIM VILLAGE	SCREEN	KULBACKS	7/13/2022	LL	20.26	680621	716506480	BPT
PILGRIM VILLAGE	SCREEN	KULBACKS	7/13/2022	LL	20.25	680697	716506480	BPT
PILGRIM VILLAGE	SCREEN	KULBACKS	7/13/2022	LL	21.07	680444	716500952	TECH
PILGRIM VILLAGE	SCREEN	KULBACKS	7/13/2022	LL	20.96	680510	716500952	TECH
PILGRIM VILLAGE	SCREEN	KULBACKS	7/13/2022	LL	20.65	680565	716506480	TECH
PILGRIM VILLAGE	SCREEN	KULBACKS	7/13/2022	LL	21.55	680613	716506480	TECH
PILGRIM VILLAGE	SCREEN	KULBACKS	7/13/2022	LL	21.28	680681	716506480	TECH
PILGRIM VILLAGE	SCREEN	KULBACKS	7/13/2022	LL	21.61	680648	716506480	DESIGN
PILGRIM VILLAGE	SCREEN	KULBACKS	7/13/2022	LL	21.57	680720	716506480	DESIGN
PILGRIM VILLAGE	SCREEN	KULBACKS	7/14/2022	LL	21.63	680777	716506480	BPT
PILGRIM VILLAGE	SCREEN	KULBACKS	7/14/2022	LL	22.43	680842	716506480	BPT
PILGRIM VILLAGE	SCREEN	KULBACKS	7/14/2022	LL	21.71	680910	716506480	BPT
PILGRIM VILLAGE	SCREEN	KULBACKS	7/14/2022	LL	21.45	680968	716506480	BPT
PILGRIM VILLAGE	SCREEN	KULBACKS	7/14/2022	LL	21.16	681043	716506480	BPT
PILGRIM VILLAGE	SCREEN	KULBACKS	7/14/2022	LL	21.64	680782	716506480	BPT
PILGRIM VILLAGE	SCREEN	KULBACKS	7/14/2022	LL	22.39	680849	716506480	BPT
PILGRIM VILLAGE	SCREEN	KULBACKS	7/14/2022	LL	22.04	680908	716506480	BPT
PILGRIM VILLAGE	SCREEN	KULBACKS	7/14/2022	LL	22.27	680967	716506480	BPT
PILGRIM VILLAGE	SCREEN	KULBACKS	7/14/2022	LL	22.07	681044	716506480	BPT

CARMEN M. PARISO, INC. HIRED TRUCKS -

PILGRIM VILLAGE	SCREEN	KULBACKS	7/14/2022	LL	20.36	680780	716506480	BPT
PILGRIM VILLAGE	SCREEN	KULBACKS	7/14/2022	LL	20.87	680844	716506480	BPT
PILGRIM VILLAGE	SCREEN	KULBACKS	7/14/2022	LL	19.63	680905	716506480	BPT
PILGRIM VILLAGE	SCREEN	KULBACKS	7/14/2022	LL	19.53	680969	716506480	BPT
PILGRIM VILLAGE	SCREEN	KULBACKS	7/14/2022	LL	20.35	681046	716506480	BPT
PILGRIM VILLAGE	SCREEN	KULBACKS	7/14/2022	LL	20.22	680788	716506480	BPT
PILGRIM VILLAGE	SCREEN	KULBACKS	7/14/2022	LL	19.77	680850	716506480	BPT
PILGRIM VILLAGE	SCREEN	KULBACKS	7/14/2022	LL	20.23	680913	716506480	BPT
PILGRIM VILLAGE	SCREEN	KULBACKS	7/14/2022	LL	19.73	680924	716506480	BPT
PILGRIM VILLAGE	SCREEN	KULBACKS	7/14/2022	LL	19.82	681049	716506480	BPT
PILGRIM VILLAGE	SCREEN	KULBACKS	7/14/2022	LL	21.16	680791	716506480	PLI
PILGRIM VILLAGE	SCREEN	KULBACKS	7/14/2022	LL	38.65	680987	716506480	PLI
PILGRIM VILLAGE	SCREEN	KULBACKS	7/14/2022	LL	37.85	681058	716506480	PLI
PILGRIM VILLAGE	SCREEN	KULBACKS	7/14/2022	LL	20.88	680785	716506480	TECH
PILGRIM VILLAGE	SCREEN	KULBACKS	7/14/2022	LL	21.44	680837	716506480	TECH
PILGRIM VILLAGE	SCREEN	KULBACKS	7/14/2022	LL	20.79	680896	716506480	TECH
PILGRIM VILLAGE	SCREEN	KULBACKS	7/14/2022	LL	21.04	680950	716506480	TECH
PILGRIM VILLAGE	SCREEN	KULBACKS	7/14/2022	LL	21.31	681019	716506480	TECH
PILGRIM VILLAGE	SCREEN	KULBACKS	7/14/2022	LL	21.88	680776	716506480	CJK
PILGRIM VILLAGE	SCREEN	KULBACKS	7/14/2022	LL	21.77	680833	716506480	CJK
PILGRIM VILLAGE	SCREEN	KULBACKS	7/14/2022	LL	21.41	680889	716506480	CJK
PILGRIM VILLAGE	SCREEN	KULBACKS	7/14/2022	LL	21.58	680937	716506480	CJK
PILGRIM VILLAGE	SCREEN	KULBACKS	7/14/2022	LL	21.74	680990	716506480	CJK
PILGRIM VILLAGE	SCREEN	KULBACKS	7/14/2022	LL	21.86	681054	716506480	CJK
PILGRIM VILLAGE	SCREEN	KULBACKS	7/14/2022	LL	22.3	680771	716506480	CJK
PILGRIM VILLAGE	SCREEN	KULBACKS	7/14/2022	LL	22.53	680826	716506480	CJK
PILGRIM VILLAGE	SCREEN	KULBACKS	7/14/2022	LL	22.24	680879	716506480	CJK
PILGRIM VILLAGE	SCREEN	KULBACKS	7/14/2022	LL	20.86	680927	716506480	CJK
PILGRIM VILLAGE	SCREEN	KULBACKS	7/14/2022	LL	21.39	680977	716506480	CJK
PILGRIM VILLAGE	SCREEN	KULBACKS	7/14/2022	LL	22.08	681037	716506480	CJK
PILGRIM VILLAGE	SCREEN	KULBACKS	7/14/2022	LL	22.19	680783	716506480	CJK
PILGRIM VILLAGE	SCREEN	KULBACKS	7/14/2022	LL	21.78	680847	716506480	CJK
PILGRIM VILLAGE	SCREEN	KULBACKS	7/14/2022	LL	22.7	680773	716506480	CJK
PILGRIM VILLAGE	SCREEN	KULBACKS	7/14/2022	LL	20.15	680834	716506480	CJK
PILGRIM VILLAGE	SCREEN	KULBACKS	7/14/2022	LL	21.55	680893	716506480	CJK
PILGRIM VILLAGE	SCREEN	KULBACKS	7/14/2022	LL	22.12	680772	716506480	BRENON
PILGRIM VILLAGE	SCREEN	KULBACKS	7/14/2022	LL	21.81	680829	716506480	BRENON
PILGRIM VILLAGE	SCREEN	KULBACKS	7/14/2022	LL	20.96	680883	716506480	BRENON
PILGRIM VILLAGE	SCREEN	KULBACKS	7/14/2022	LL	21.35	680936	716506480	BRENON
PILGRIM VILLAGE	SCREEN	KULBACKS	7/14/2022	LL	21.2	680989	716506480	BRENON
PILGRIM VILLAGE	SCREEN	KULBACKS	7/15/2022	LL	39.4	681105	716540287	PLI
PILGRIM VILLAGE	SCREEN	KULBACKS	7/15/2022	LL	39.65	681176	716540287	PLI
PILGRIM VILLAGE	SCREEN	KULBACKS	7/15/2022	LL	39.96	681234	716540287	PLI
PILGRIM VILLAGE	SCREEN	KULBACKS	7/15/2022	LL	39.55	681285	716540287	PLI
PILGRIM VILLAGE	SCREEN	KULBACKS	7/15/2022	LL	39.55	681362	716540287	PLI
PILGRIM VILLAGE	SCREEN	KULBACKS	7/15/2022	LL	39.32	681112	716540287	PLI
PILGRIM VILLAGE	SCREEN	KULBACKS	7/15/2022	LL	38.78	681178	716540287	PLI
PILGRIM VILLAGE	SCREEN	KULBACKS	7/15/2022	LL	38.6	681237	716540287	PLI
PILGRIM VILLAGE	SCREEN	KULBACKS	7/15/2022	LL	39.21	681286	716540287	PLI
PILGRIM VILLAGE	SCREEN	KULBACKS	7/15/2022	LL	38.92	681363	716540287	PLI
PILGRIM VILLAGE	SCREEN	KULBACKS	7/15/2022	LL	21.36	681114	716540287	QUIG
PILGRIM VILLAGE	SCREEN	KULBACKS	7/15/2022	LL	21.52	681174	716540287	QUIG
PILGRIM VILLAGE	SCREEN	KULBACKS	7/15/2022	LL	21.15	681227	716540287	QUIG
PILGRIM VILLAGE	SCREEN	KULBACKS	7/15/2022	LL	22.08	681273	716540287	QUIG
PILGRIM VILLAGE	SCREEN	KULBACKS	7/15/2022	LL	22.03	681342	716540287	QUIG
PILGRIM VILLAGE	SCREEN	KULBACKS	7/15/2022	LL	20.36	681111	716540287	TECH
PILGRIM VILLAGE	SCREEN	KULBACKS	7/15/2022	LL	20.4	681179	716540287	TECH
PILGRIM VILLAGE	SCREEN	KULBACKS	7/15/2022	LL	21.37	681228	716540287	TECH
PILGRIM VILLAGE	SCREEN	KULBACKS	7/15/2022	LL	21.16	681271	716540287	TECH
PILGRIM VILLAGE	SCREEN	KULBACKS	7/15/2022	LL	20.85	681340	716540287	TECH
PILGRIM VILLAGE	SCREEN	KULBACKS	7/21/2022	LL	19.57	682533	716560059	BPT
PILGRIM VILLAGE	SCREEN	KULBACKS	7/21/2022	LL	19.82	682585	716560059	BPT
PILGRIM VILLAGE	SCREEN	KULBACKS	7/21/2022	LL	20.6	682639	716560059	BPT
PILGRIM VILLAGE	SCREEN	KULBACKS	7/21/2022	LL	19.98	682688	716560059	BPT
PILGRIM VILLAGE	SCREEN	KULBACKS	7/21/2022	LL	19.35	682766	716560059	BPT
PILGRIM VILLAGE	SCREEN	KULBACKS	7/21/2022	LL	21.36	682506	716560059	BRENON
PILGRIM VILLAGE	SCREEN	KULBACKS	7/21/2022	LL	20.88	682536	716560059	TECH
PILGRIM VILLAGE	SCREEN	KULBACKS	7/21/2022	LL	20.73	682583	716560059	TECH
PILGRIM VILLAGE	SCREEN	KULBACKS	7/21/2022	LL	20.69	682641	716560059	TECH

CARMEN M. PARISO, INC. HIRED TRUCKS -

PILGRIM VILLAGE	SCREEN	KULBACKS	7/21/2022	LL	21.24	682697	716560059	TECH
PILGRIM VILLAGE	SCREEN	KULBACKS	7/21/2022	LL	20.58	682751	716560059	TECH
PILGRIM VILLAGE	SCREEN	KULBACKS	7/21/2022	LL	19.78	682535	716560059	TECH
PILGRIM VILLAGE	SCREEN	KULBACKS	7/21/2022	LL	19.54	682581	716560059	TECH
PILGRIM VILLAGE	SCREEN	KULBACKS	7/21/2022	LL	18.71	682644	716560059	TECH
PILGRIM VILLAGE	SCREEN	KULBACKS	7/21/2022	LL	19.98	682696	716560059	TECH
PILGRIM VILLAGE	SCREEN	KULBACKS	7/21/2022	LL	19.46	682750	716560059	TECH
PILGRIM VILLAGE	CR2	KULBACKS	7/22/2022	LL	21.59	683105	716560059	BPT
PILGRIM VILLAGE	CR2	KULBACKS	7/22/2022	LL	20.54	682904	716560059	BPT
PILGRIM VILLAGE	CR2	KULBACKS	7/22/2022	LL	21.05	682948	716560059	BPT
PILGRIM VILLAGE	CR2	KULBACKS	7/22/2022	LL	21.08	683006	716560059	BPT
PILGRIM VILLAGE	CR2	KULBACKS	7/22/2022	LL	21.2	683077	716560059	BPT
PILGRIM VILLAGE	SCREEN	KULBACKS	7/22/2022	LL	19.11	682851	716568467	BPT
PILGRIM VILLAGE	SCREEN	KULBACKS	7/22/2022	LL	19.57	682533	716560059	TECH
PILGRIM VILLAGE	CR2	KULBACKS	7/22/2022	LL	20.48	682900	716560059	TECH
PILGRIM VILLAGE	CR2	KULBACKS	7/22/2022	LL	19.84	682960	716560059	TECH
PILGRIM VILLAGE	CR2	KULBACKS	7/22/2022	LL	20.22	683015	716560059	TECH
PILGRIM VILLAGE	CR2	KULBACKS	7/22/2022	LL	20.17	683083	716560059	TECH
PILGRIM VILLAGE	SCREEN	KULBACKS	7/22/2022	LL	21.82	682854	716560059	TECH
PILGRIM VILLAGE	CR2	KULBACKS	7/22/2022	LL	21.61	682901	716560059	TECH
PILGRIM VILLAGE	CR2	KULBACKS	7/22/2022	LL	21.66	682962	716560059	TECH
PILGRIM VILLAGE	CR2	KULBACKS	7/22/2022	LL	22.43	683016	716560059	TECH
PILGRIM VILLAGE	CR2	KULBACKS	7/22/2022	LL	22.08	683084	716560059	TECH
PILGRIM VILLAGE	SCREEN	KULBACKS	7/25/2022	LL	20.29	683304	716595711	BPT
PILGRIM VILLAGE	SCREEN	KULBACKS	7/25/2022	LL	20.22	683414	716595711	BPT
PILGRIM VILLAGE	SCREEN	KULBACKS	7/25/2022	LL	21.09	683221	716595711	VILLANI
PILGRIM VILLAGE	SCREEN	KULBACKS	7/25/2022	LL	20.97	683286	716595711	VILLANI
PILGRIM VILLAGE	SCREEN	KULBACKS	7/25/2022	LL	21.07	683343	716595711	VILLANI
PILGRIM VILLAGE	SCREEN	KULBACKS	7/25/2022	LL	20.32	683419	716595711	VILLANI
PILGRIM VILLAGE	SCREEN	KULBACKS	7/25/2022	LL	22.17	683217	716595711	PLI
PILGRIM VILLAGE	SCREEN	KULBACKS	7/25/2022	LL	21.33	683276	716595711	PLI
PILGRIM VILLAGE	SCREEN	KULBACKS	7/25/2022	LL	22.29	683342	716595711	PLI
PILGRIM VILLAGE	SCREEN	KULBACKS	7/25/2022	LL	21.98	683416	716595711	PLI
PILGRIM VILLAGE	SCREEN	KULBACKS	7/25/2022	LL	21.68	683211	716595711	PLI
PILGRIM VILLAGE	SCREEN	KULBACKS	7/25/2022	LL	21.83	683272	716595711	PLI
PILGRIM VILLAGE	SCREEN	KULBACKS	7/25/2022	LL	22.61	683332	716595711	PLI
PILGRIM VILLAGE	SCREEN	KULBACKS	7/25/2022	LL	22.27	683404	716595711	PLI
PILGRIM VILLAGE	SCREEN	KULBACKS	7/25/2022	LL	22.21	683208	716595711	PLI
PILGRIM VILLAGE	SCREEN	KULBACKS	7/25/2022	LL	22.17	683263	716595711	PLI
PILGRIM VILLAGE	SCREEN	KULBACKS	7/25/2022	LL	22.18	683322	716595711	PLI
PILGRIM VILLAGE	SCREEN	KULBACKS	7/25/2022	LL	22.03	683389	716595711	PLI
PILGRIM VILLAGE	SCREEN	KULBACKS	7/25/2022	LL	21.82	683458	716595711	PLI
PILGRIM VILLAGE	CR2	KULBACKS	7/25/2022	LL	22.12	683155	716568467	PLI
PILGRIM VILLAGE	CR2	KULBACKS	7/25/2022	LL	22.55	683159	716568467	PLI
PILGRIM VILLAGE	CR2	KULBACKS	7/25/2022	LL	21.83	683157	716568467	PLI
PILGRIM VILLAGE	SCREEN	KULBACKS	7/26/2022	LL	21.23	683490	716595712	VILLANI
PILGRIM VILLAGE	SCREEN	KULBACKS	7/26/2022	LL	21.44	683542	716595712	VILLANI
PILGRIM VILLAGE	SCREEN	KULBACKS	7/26/2022	LL	21.92	683623	716595712	VILLANI
PILGRIM VILLAGE	SCREEN	KULBACKS	7/26/2022	LL	21.94	683686	716595712	VILLANI
PILGRIM VILLAGE	SCREEN	KULBACKS	7/26/2022	LL	22.08	683754	716595712	VILLANI
PILGRIM VILLAGE	SCREEN	KULBACKS	7/26/2022	LL	21.8	683813	716595712	VILLANI
PILGRIM VILLAGE	SCREEN	KULBACKS	7/26/2022	LL	20.14	683485	716595712	TECH
PILGRIM VILLAGE	SCREEN	KULBACKS	7/26/2022	LL	20.02	683540	716595712	TECH
PILGRIM VILLAGE	SCREEN	KULBACKS	7/26/2022	LL	19.74	683625	716595712	TECH
PILGRIM VILLAGE	SCREEN	KULBACKS	7/26/2022	LL	19.74	683688	716595712	TECH
PILGRIM VILLAGE	SCREEN	KULBACKS	7/26/2022	LL	19.88	683763	716595712	TECH
PILGRIM VILLAGE	SCREEN	KULBACKS	7/26/2022	LL	19.36	683838	716595712	TECH
PILGRIM VILLAGE	SCREEN	KULBACKS	7/27/2022	LL	19.76	683886	716595712	BPT
PILGRIM VILLAGE	SCREEN	KULBACKS	7/27/2022	LL	19.96	683990	716595712	BPT
PILGRIM VILLAGE	SCREEN	KULBACKS	7/27/2022	LL	20.03	684125	716595712	BPT
PILGRIM VILLAGE	SCREEN	KULBACKS	7/27/2022	LL	21.92	683879	716595712	BPT
PILGRIM VILLAGE	SCREEN	KULBACKS	7/27/2022	LL	22.24	684195	716595712	BPT
PILGRIM VILLAGE	SCREEN	KULBACKS	7/27/2022	LL	21.09	683880	716595712	BPT
PILGRIM VILLAGE	SCREEN	KULBACKS	7/27/2022	LL	21.73	683984	716595712	BPT
PILGRIM VILLAGE	SCREEN	KULBACKS	7/27/2022	LL	21.08	684055	716595712	BPT
PILGRIM VILLAGE	SCREEN	KULBACKS	7/27/2022	LL	22.1	684194	716595712	BPT
PILGRIM VILLAGE	SCREEN	KULBACKS	7/27/2022	LL	19.54	683881	716595712	TECH
PILGRIM VILLAGE	SCREEN	KULBACKS	7/27/2022	LL	19.73	683944	716595712	TECH
PILGRIM VILLAGE	SCREEN	KULBACKS	7/27/2022	LL	20.02	684013	716595712	TECH

CARMEN M. PARISO, INC. HIRED TRUCKS -

PILGRIM VILLAGE	SCREEN	KULBACKS	7/27/2022	LL	19.98	684102	716595712	TECH
PILGRIM VILLAGE	SCREEN	KULBACKS	7/27/2022	LL	19.39	684175	716595712	TECH
PILGRIM VILLAGE	SCREEN	KULBACKS	7/27/2022	LL	21.23	683884	716595712	TECH
PILGRIM VILLAGE	SCREEN	KULBACKS	7/27/2022	LL	21.36	683945	716595712	TECH
PILGRIM VILLAGE	SCREEN	KULBACKS	7/27/2022	LL	20.97	684014	716595712	TECH
PILGRIM VILLAGE	SCREEN	KULBACKS	7/27/2022	LL	21.19	684104	716595712	TECH
PILGRIM VILLAGE	SCREEN	KULBACKS	7/27/2022	LL	21.5	684178	716595712	TECH
PILGRIM VILLAGE	SCREEN	KULBACKS	7/28/2022	LL	20.12	684251	716595713	BPT
PILGRIM VILLAGE	SCREEN	KULBACKS	7/28/2022	LL	20.00	684248	716595713	BPT
PILGRIM VILLAGE	SCREEN	KULBACKS	7/28/2022	LL	20.99	684312	716595713	BPT
PILGRIM VILLAGE	SCREEN	KULBACKS	7/28/2022	LL	19.87	684369	716595713	BPT
PILGRIM VILLAGE	SCREEN	KULBACKS	7/28/2022	LL	19.23	684442	716595713	BPT
PILGRIM VILLAGE	SCREEN	KULBACKS	7/28/2022	LL	19.56	684546	716595713	BPT
PILGRIM VILLAGE	SCREEN	KULBACKS	7/28/2022	LL	21.66	684246	716595712	BPT
PILGRIM VILLAGE	SCREEN	KULBACKS	7/28/2022	LL	21.39	684249	716595713	BPT
PILGRIM VILLAGE	SCREEN	KULBACKS	7/28/2022	LL	21.59	684258	716595713	QUIG
PILGRIM VILLAGE	SCREEN	KULBACKS	7/28/2022	LL	21.4	684310	716595713	QUIG
PILGRIM VILLAGE	SCREEN	KULBACKS	7/28/2022	LL	21.69	684364	716595713	QUIG
PILGRIM VILLAGE	SCREEN	KULBACKS	7/28/2022	LL	21.16	684423	716595713	QUIG
PILGRIM VILLAGE	SCREEN	KULBACKS	7/28/2022	LL	20.53	684489	716595713	QUIG
PILGRIM VILLAGE	SCREEN	KULBACKS	7/28/2022	LL	21.32	684553	716595713	QUIG
PILGRIM VILLAGE	SCREEN	KULBACKS	7/28/2022	LL	19.61	684253	716595713	VILLANI
PILGRIM VILLAGE	SCREEN	KULBACKS	7/28/2022	LL	20.03	684309	716595713	VILLANI
PILGRIM VILLAGE	SCREEN	KULBACKS	7/28/2022	LL	20.4	684366	716595713	VILLANI
PILGRIM VILLAGE	SCREEN	KULBACKS	7/28/2022	LL	19.7	684429	716595713	VILLANI
PILGRIM VILLAGE	SCREEN	KULBACKS	7/28/2022	LL	18.74	684507	716595713	VILLANI
PILGRIM VILLAGE	SCREEN	KULBACKS	7/28/2022	LL	19.29	684581	716595713	VILLANI
PILGRIM VILLAGE	SCREEN	KULBACKS	7/28/2022	LL	20.74	684256	716595713	TECH
PILGRIM VILLAGE	SCREEN	KULBACKS	7/28/2022	LL	22.11	684314	716595713	TECH
PILGRIM VILLAGE	SCREEN	KULBACKS	7/28/2022	LL	21.46	684367	716595713	TECH
PILGRIM VILLAGE	SCREEN	KULBACKS	7/28/2022	LL	20.35	684440	716595713	TECH
PILGRIM VILLAGE	SCREEN	KULBACKS	7/28/2022	LL	20.9	684542	716595713	TECH
PILGRIM VILLAGE	SCREEN	KULBACKS	7/28/2022	LL	18.37	684255	716595713	TECH
PILGRIM VILLAGE	SCREEN	KULBACKS	7/28/2022	LL	19.91	684313	716595713	TECH
PILGRIM VILLAGE	SCREEN	KULBACKS	7/28/2022	LL	20.41	684370	716595713	TECH
PILGRIM VILLAGE	SCREEN	KULBACKS	7/28/2022	LL	19.58	684438	716595713	TECH
PILGRIM VILLAGE	SCREEN	KULBACKS	7/28/2022	LL	19.16	684539	716595713	TECH
PILGRIM VILLAGE	CR2	KULBACKS	7/29/2022	LL	22.35	684637	716595713	BPT
PILGRIM VILLAGE	CR2	KULBACKS	7/29/2022	LL	22.61	684698	716595713	BPT
PILGRIM VILLAGE	CR2	KULBACKS	7/29/2022	LL	22.19	684762	716595713	BPT
PILGRIM VILLAGE	CR2	KULBACKS	7/29/2022	LL	22.11	684829	716595713	BPT
PILGRIM VILLAGE	CR2	KULBACKS	7/29/2022	LL	20.44	684622	716595713	BPT
PILGRIM VILLAGE	CR2	KULBACKS	7/29/2022	LL	20.07	684735	716595713	BPT
PILGRIM VILLAGE	CR2	KULBACKS	7/29/2022	LL	20.24	684788	716595713	BPT
PILGRIM VILLAGE	CR2	KULBACKS	7/29/2022	LL	20.03	684760	716595713	TECH
PILGRIM VILLAGE	CR2	KULBACKS	7/29/2022	LL	19.89	684816	716607142	TECH
PILGRIM VILLAGE	SCREEN	KULBACKS	7/29/2022	LL	19.97	684634	716595713	TECH
PILGRIM VILLAGE	SCREEN	KULBACKS	7/29/2022	LL	19.81	684690	716595713	TECH
PILGRIM VILLAGE	SCREEN	KULBACKS	7/29/2022	LL	19.24	684884	716595713	TECH
PILGRIM VILLAGE	SCREEN	KULBACKS	7/29/2022	LL	21.08	684893	716595713	BPT
PILGRIM VILLAGE	SCREEN	KULBACKS	7/29/2022	LL	19.5	684852	716595713	BPT
PILGRIM VILLAGE	SCREEN	KULBACKS	7/29/2022	LL	19.01	684909	716595713	BPT
					July Total (tons)		8501.88	
PILGRIM VILLAGE	SCREEN	KULBACKS	8/1/2022	LL	21.19	684965	716620171	BPT
PILGRIM VILLAGE	SCREEN	KULBACKS	8/1/2022	LL	21.29	685018	716620171	BPT
PILGRIM VILLAGE	SCREEN	KULBACKS	8/1/2022	LL	20.02	684963	716620171	BPT
PILGRIM VILLAGE	SCREEN	KULBACKS	8/1/2022	LL	19.09	685014	716620171	BPT
PILGRIM VILLAGE	SCREEN	KULBACKS	8/1/2022	LL	21.21	684976	716620171	PLI
PILGRIM VILLAGE	SCREEN	KULBACKS	8/1/2022	LL	21.06	685016	716620171	PLI
PILGRIM VILLAGE	SCREEN	KULBACKS	8/1/2022	LL	19.63	684954	716620171	VILLANI
PILGRIM VILLAGE	SCREEN	KULBACKS	8/1/2022	LL	19.06	685001	716620171	VILLANI
PILGRIM VILLAGE	SCREEN	KULBACKS	8/1/2022	LL	20.45	684977	716620171	TECH
PILGRIM VILLAGE	SCREEN	KULBACKS	8/1/2022	LL	20.00	685012	716620171	TECH
PILGRIM VILLAGE	SCREEN	KULBACKS	8/1/2022	LL	22.72	685033	716620171	DESIGN
PILGRIM VILLAGE	SCREEN	KULBACKS	8/1/2022	LL	21.76	684989	716620171	DESIGN
PILGRIM VILLAGE	CR2	KULBACKS	8/1/2022	LL	19.85	685064	716607142	BPT
PILGRIM VILLAGE	CR2	KULBACKS	8/1/2022	LL	19.54	685113	716607142	BPT
PILGRIM VILLAGE	CR2	KULBACKS	8/1/2022	LL	19.72	685188	716607142	BPT
PILGRIM VILLAGE	CR2	KULBACKS	8/1/2022	LL	22.34	685060	716607142	BPT

CARMEN M. PARISO, INC. HIRED TRUCKS -

PILGRIM VILLAGE	CR2	KULBACKS	8/1/2022	LL	21.70	685115	716607142	BPT
PILGRIM VILLAGE	CR2	KULBACKS	8/1/2022	LL	22.12	685177	716607142	BPT
PILGRIM VILLAGE	CR2	KULBACKS	8/1/2022	LL	20.26	685063	716607142	VILLANI
PILGRIM VILLAGE	CR2	KULBACKS	8/1/2022	LL	19.61	685105	716607142	VILLANI
PILGRIM VILLAGE	CR2	KULBACKS	8/1/2022	LL	21.28	685062	716607142	TECH
PILGRIM VILLAGE	CR2	KULBACKS	8/1/2022	LL	21.41	685103	716607142	TECH
PILGRIM VILLAGE	CR2	KULBACKS	8/1/2022	LL	21.34	685148	716607142	TECH
PILGRIM VILLAGE	CR2	KULBACKS	8/1/2022	LL	22.07	685165	716607142	DESIGN
PILGRIM VILLAGE	CR2	KULBACKS	8/1/2022	LL	21.91	685116	716607142	DESIGN
PILGRIM VILLAGE	CR2	KULBACKS	8/1/2022	LL	22.65	685076	716607142	DESIGN
PILGRIM VILLAGE	SCREEN	KULBACKS	8/2/2022	LL	20.84	685275	716620171	BPT
PILGRIM VILLAGE	SCREEN	KULBACKS	8/2/2022	LL	20.50	685341	716620171	BPT
PILGRIM VILLAGE	SCREEN	KULBACKS	8/2/2022	LL	20.39	685397	716620171	BPT
PILGRIM VILLAGE	SCREEN	KULBACKS	8/2/2022	LL	19.85	685486	716620171	BPT
PILGRIM VILLAGE	SCREEN	KULBACKS	8/2/2022	LL	19.83	685237	716620171	BPT
PILGRIM VILLAGE	SCREEN	KULBACKS	8/2/2022	LL	19.88	685305	716620171	BPT
PILGRIM VILLAGE	SCREEN	KULBACKS	8/2/2022	LL	20.32	685375	716620171	BPT
PILGRIM VILLAGE	SCREEN	KULBACKS	8/2/2022	LL	19.82	685452	716620171	BPT
PILGRIM VILLAGE	SCREEN	KULBACKS	8/2/2022	LL	19.43	685517	716620171	BPT
PILGRIM VILLAGE	SCREEN	KULBACKS	8/2/2022	LL	22.17	685309	716620171	BPT
PILGRIM VILLAGE	SCREEN	KULBACKS	8/2/2022	LL	22.26	685376	716620171	BPT
PILGRIM VILLAGE	SCREEN	KULBACKS	8/2/2022	LL	22.35	685435	716620171	BPT
PILGRIM VILLAGE	SCREEN	KULBACKS	8/2/2022	LL	21.87	685514	716620171	BPT
PILGRIM VILLAGE	SCREEN	KULBACKS	8/2/2022	LL	22.36	685240	716620171	BPT
PILGRIM VILLAGE	SCREEN	KULBACKS	8/2/2022	LL	22.12	685302	716620171	BPT
PILGRIM VILLAGE	SCREEN	KULBACKS	8/2/2022	LL	22.05	685374	716620171	BPT
PILGRIM VILLAGE	SCREEN	KULBACKS	8/2/2022	LL	22.44	685433	716620171	BPT
PILGRIM VILLAGE	SCREEN	KULBACKS	8/2/2022	LL	21.98	685504	716620171	BPT
PILGRIM VILLAGE	SCREEN	KULBACKS	8/2/2022	LL	20.46	685241	716620171	TECH
PILGRIM VILLAGE	SCREEN	KULBACKS	8/2/2022	LL	20.18	685306	716620171	TECH
PILGRIM VILLAGE	SCREEN	KULBACKS	8/2/2022	LL	19.93	685362	716620171	TECH
PILGRIM VILLAGE	SCREEN	KULBACKS	8/2/2022	LL	20.21	685429	716620171	TECH
PILGRIM VILLAGE	SCREEN	KULBACKS	8/2/2022	LL	19.96	685488	716620171	TECH
PILGRIM VILLAGE	SCREEN	KULBACKS	8/2/2022	LL	21.2	685242	716620171	TECH
PILGRIM VILLAGE	SCREEN	KULBACKS	8/2/2022	LL	21.93	685307	716620171	TECH
PILGRIM VILLAGE	SCREEN	KULBACKS	8/2/2022	LL	20.94	685363	716620171	TECH
PILGRIM VILLAGE	SCREEN	KULBACKS	8/2/2022	LL	21.31	685430	716620171	TECH
PILGRIM VILLAGE	SCREEN	KULBACKS	8/2/2022	LL	20.7	685489	716620171	TECH
PILGRIM VILLAGE	SCREEN	KULBACKS	8/2/2022	LL	22.59	685485	716620171	LLOYD
PILGRIM VILLAGE	ST1	KULBACKS	8/2/2022	LL	21.02	685239	716613272	BPT
PILGRIM VILLAGE	SCREEN	KULBACKS	8/3/2022	LL	20.17	685566	716626476	BPT
PILGRIM VILLAGE	SCREEN	KULBACKS	8/3/2022	LL	20.22	685568	716626476	BPT
PILGRIM VILLAGE	SCREEN	KULBACKS	8/3/2022	LL	21.97	685572	716626476	BPT
PILGRIM VILLAGE	SCREEN	KULBACKS	8/3/2022	LL	22.32	685570	716626476	BPT
PILGRIM VILLAGE	SCREEN	KULBACKS	8/3/2022	LL	21.55	685575	716626476	TECH
PILGRIM VILLAGE	SCREEN	KULBACKS	8/3/2022	LL	19.71	685574	716626476	TECH
PILGRIM VILLAGE	CR2	KULBACKS	8/3/2022	LL	20.54	685646	716620171	BPT
PILGRIM VILLAGE	CR2	KULBACKS	8/3/2022	LL	20.41	685748	716620171	BPT
PILGRIM VILLAGE	CR2	KULBACKS	8/3/2022	LL	20.25	685835	716620171	BPT
PILGRIM VILLAGE	CR2	KULBACKS	8/3/2022	LL	19.88	685656	716620171	BPT
PILGRIM VILLAGE	CR2	KULBACKS	8/3/2022	LL	19.83	685730	716620171	BPT
PILGRIM VILLAGE	CR2	KULBACKS	8/3/2022	LL	20.71	685803	716620171	BPT
PILGRIM VILLAGE	CR2	KULBACKS	8/3/2022	LL	22.70	685649	716620171	BPT
PILGRIM VILLAGE	CR2	KULBACKS	8/3/2022	LL	22.55	685746	716620171	BPT
PILGRIM VILLAGE	CR2	KULBACKS	8/3/2022	LL	22.32	685820	716620171	BPT
PILGRIM VILLAGE	CR2	KULBACKS	8/3/2022	LL	21.13	685660	716620171	BPT
PILGRIM VILLAGE	CR2	KULBACKS	8/3/2022	LL	22.11	685715	716620171	BPT
PILGRIM VILLAGE	CR2	KULBACKS	8/3/2022	LL	22.26	685783	716620171	BPT
PILGRIM VILLAGE	CR2	KULBACKS	8/3/2022	LL	22.10	685843	716620171	BPT
PILGRIM VILLAGE	CR2	KULBACKS	8/3/2022	LL	21.28	685629	716620171	TECH
PILGRIM VILLAGE	CR2	KULBACKS	8/3/2022	LL	21.61	685677	716620171	TECH
PILGRIM VILLAGE	CR2	KULBACKS	8/3/2022	LL	21.10	685721	716620171	TECH
PILGRIM VILLAGE	CR2	KULBACKS	8/3/2022	LL	21.74	685806	716620171	TECH
PILGRIM VILLAGE	CR2	KULBACKS	8/3/2022	LL	19.69	685628	716620171	TECH
PILGRIM VILLAGE	CR2	KULBACKS	8/3/2022	LL	20.02	685674	716620171	TECH
PILGRIM VILLAGE	CR2	KULBACKS	8/3/2022	LL	20.20	685719	716620171	TECH
PILGRIM VILLAGE	CR2	KULBACKS	8/3/2022	LL	20.30	685805	716620171	TECH
PILGRIM VILLAGE	SCREEN	KULBACKS	8/4/2022	LL	19.64	686110	716626476	BPT
PILGRIM VILLAGE	SCREEN	KULBACKS	8/4/2022	LL	19.74	686192	716626476	BPT

PILGRIM VILLAGE	SCREEN	KULBACKS	8/4/2022	LL	20.10	685888	716626476	TECH
PILGRIM VILLAGE	SCREEN	KULBACKS	8/4/2022	LL	20.00	686070	716626476	TECH
PILGRIM VILLAGE	SCREEN	KULBACKS	8/4/2022	LL	20.05	686176	716626476	TECH
PILGRIM VILLAGE	SCREEN	KULBACKS	8/4/2022	LL	20.49	685889	716626476	TECH
PILGRIM VILLAGE	SCREEN	KULBACKS	8/4/2022	LL	20.89	686072	716626476	TECH
PILGRIM VILLAGE	SCREEN	KULBACKS	8/4/2022	LL	21.02	686177	716626476	TECH
PILGRIM VILLAGE	SCREEN	KULBACKS	8/4/2022	LL	21.51	686075	716626476	CJK
PILGRIM VILLAGE	SCREEN	KULBACKS	8/4/2022	LL	22.03	686145	716626476	CJK
PILGRIM VILLAGE	SCREEN	KULBACKS	8/4/2022	LL	22.09	686055	716626476	CJK
PILGRIM VILLAGE	SCREEN	KULBACKS	8/4/2022	LL	21.51	686058	716626476	CJK
PILGRIM VILLAGE	SCREEN	KULBACKS	8/4/2022	LL	21.64	685128	716626476	CJK
PILGRIM VILLAGE	SCREEN	KULBACKS	8/4/2022	LL	21.55	686199	716626476	CJK
PILGRIM VILLAGE	CR2	KULBACKS	8/4/2022	LL	20.27	685882	716626476	BPT
PILGRIM VILLAGE	CR2	KULBACKS	8/4/2022	LL	20.21	685932	716626476	BPT
PILGRIM VILLAGE	CR2	KULBACKS	8/4/2022	LL	19.96	686014	716626476	BPT
PILGRIM VILLAGE	CR2	KULBACKS	8/4/2022	LL	22.21	685886	716626476	BPT
PILGRIM VILLAGE	CR2	KULBACKS	8/4/2022	LL	22.01	685940	716626476	BPT
PILGRIM VILLAGE	CR2	KULBACKS	8/4/2022	LL	22.12	686018	716626476	BPT
PILGRIM VILLAGE	CR2	KULBACKS	8/4/2022	LL	22.24	686097	716626476	BPT
PILGRIM VILLAGE	CR2	KULBACKS	8/4/2022	LL	21.97	686183	716626476	BPT
PILGRIM VILLAGE	CR2	KULBACKS	8/4/2022	LL	22.34	685893	716626476	BPT
PILGRIM VILLAGE	CR2	KULBACKS	8/4/2022	LL	22.12	685943	716626476	BPT
PILGRIM VILLAGE	CR2	KULBACKS	8/4/2022	LL	22.24	686019	716626476	BPT
PILGRIM VILLAGE	CR2	KULBACKS	8/4/2022	LL	21.95	686100	716626476	BPT
PILGRIM VILLAGE	CR2	KULBACKS	8/4/2022	LL	22.39	686184	716626476	BPT
PILGRIM VILLAGE	CR2	KULBACKS	8/4/2022	LL	20.13	685924	716626476	TECH
PILGRIM VILLAGE	CR2	KULBACKS	8/4/2022	LL	20.15	686002	716626476	TECH
PILGRIM VILLAGE	CR2	KULBACKS	8/4/2022	LL	21.68	685925	716626476	TECH
PILGRIM VILLAGE	CR2	KULBACKS	8/4/2022	LL	21.83	686003	716626476	TECH
PILGRIM VILLAGE	CR2	KULBACKS	8/4/2022	LL	21.95	685880	716626476	CJK
PILGRIM VILLAGE	CR2	KULBACKS	8/4/2022	LL	21.78	685939	716626476	CJK
PILGRIM VILLAGE	CR2	KULBACKS	8/4/2022	LL	21.76	686006	716626476	CJK
PILGRIM VILLAGE	CR2	KULBACKS	8/4/2022	LL	22.33	685879	716626476	CJK
PILGRIM VILLAGE	CR2	KULBACKS	8/4/2022	LL	22.35	685921	716626476	CJK
PILGRIM VILLAGE	CR2	KULBACKS	8/4/2022	LL	22.19	685983	716626476	CJK
PILGRIM VILLAGE	CR2	KULBACKS	8/4/2022	LL	22.56	685876	716626476	CJK
PILGRIM VILLAGE	CR2	KULBACKS	8/4/2022	LL	22.2	685922	716626476	CJK
PILGRIM VILLAGE	CR2	KULBACKS	8/4/2022	LL	21.89	685984	716626476	CJK
PILGRIM VILLAGE	SCREEN	KULBACKS	8/5/2022	LL	21.15	686257	716637567	BPT
PILGRIM VILLAGE	SCREEN	KULBACKS	8/5/2022	LL	21.84	686313	716637567	BPT
PILGRIM VILLAGE	SCREEN	KULBACKS	8/5/2022	LL	21.67	686376	716637567	BPT
PILGRIM VILLAGE	SCREEN	KULBACKS	8/5/2022	LL	21.64	686465	716637567	BPT
PILGRIM VILLAGE	SCREEN	KULBACKS	8/5/2022	LL	22.06	686537	716637567	BPT
PILGRIM VILLAGE	SCREEN	KULBACKS	8/5/2022	LL	21.39	686252	716637567	BPT
PILGRIM VILLAGE	SCREEN	KULBACKS	8/5/2022	LL	21.70	686307	716637567	BPT
PILGRIM VILLAGE	SCREEN	KULBACKS	8/5/2022	LL	21.43	686379	716637567	BPT
PILGRIM VILLAGE	SCREEN	KULBACKS	8/5/2022	LL	22.20	686449	716637567	BPT
PILGRIM VILLAGE	SCREEN	KULBACKS	8/5/2022	LL	22.35	686526	716637567	BPT
PILGRIM VILLAGE	SCREEN	KULBACKS	8/5/2022	LL	18.47	686249	716637567	BPT
PILGRIM VILLAGE	SCREEN	KULBACKS	8/5/2022	LL	19.59	686322	716637567	BPT
PILGRIM VILLAGE	SCREEN	KULBACKS	8/5/2022	LL	19.63	686381	716637567	BPT
PILGRIM VILLAGE	SCREEN	KULBACKS	8/5/2022	LL	19.37	686471	716637567	BPT
PILGRIM VILLAGE	SCREEN	KULBACKS	8/5/2022	LL	20.23	686554	716637567	BPT
PILGRIM VILLAGE	SCREEN	KULBACKS	8/5/2022	LL	22.39	686265	716637567	SCHAFER
PILGRIM VILLAGE	SCREEN	KULBACKS	8/5/2022	LL	21.6	686371	716637567	SCHAFER
PILGRIM VILLAGE	SCREEN	KULBACKS	8/5/2022	LL	20.31	686428	716637567	SCHAFER
PILGRIM VILLAGE	SCREEN	KULBACKS	8/5/2022	LL	21.75	686317	716637567	SCHAFER
PILGRIM VILLAGE	SCREEN	KULBACKS	8/5/2022	LL	22.88	686508	716637567	SCHAFER
PILGRIM VILLAGE	CR2	KULBACKS	8/5/2022	LL	19.47	686262	716637567	TECH
PILGRIM VILLAGE	CR2	KULBACKS	8/5/2022	LL	19.72	686299	716637567	TECH
PILGRIM VILLAGE	CR2	KULBACKS	8/5/2022	LL	20.29	686369	716637567	TECH
PILGRIM VILLAGE	CR2	KULBACKS	8/5/2022	LL	19.99	686421	716637567	TECH
PILGRIM VILLAGE	CR2	KULBACKS	8/5/2022	LL	19.9	686517	716637567	TECH
PILGRIM VILLAGE	CR2	KULBACKS	8/5/2022	LL	21.3	686263	716637567	TECH
PILGRIM VILLAGE	CR2	KULBACKS	8/5/2022	LL	21.8	686302	716637567	TECH
PILGRIM VILLAGE	CR2	KULBACKS	8/5/2022	LL	21.45	686370	716637567	TECH
PILGRIM VILLAGE	CR2	KULBACKS	8/5/2022	LL	21.24	686422	716637567	TECH
PILGRIM VILLAGE	CR2	KULBACKS	8/5/2022	LL	21.36	686519	716637567	TECH
PILGRIM VILLAGE	CR2	KULBACKS	8/5/2022	LL	22.36	686248	716637567	CJK

CARMEN M. PARISO, INC. HIRED TRUCKS -

PILGRIM VILLAGE	CR2	KULBACKS	8/5/2022	LL	2217	686293	716637567	CJK
PILGRIM VILLAGE	CR2	KULBACKS	8/5/2022	LL	21.5	686361	716637567	CJK
PILGRIM VILLAGE	CR2	KULBACKS	8/5/2022	LL	22.12	686420	716637567	CJK
PILGRIM VILLAGE	CR2	KULBACKS	8/5/2022	LL	21.85	686474	716637567	CJK
PILGRIM VILLAGE	CR2	KULBACKS	8/5/2022	LL	22.53	686547	716637567	CJK
PILGRIM VILLAGE	CR2	KULBACKS	8/5/2022	LL	21.91	686253	716637567	CJK
PILGRIM VILLAGE	CR2	KULBACKS	8/5/2022	LL	22.2	686305	716637567	CJK
PILGRIM VILLAGE	CR2	KULBACKS	8/5/2022	LL	21.95	686373	716637567	CJK
PILGRIM VILLAGE	CR2	KULBACKS	8/5/2022	LL	21.96	686426	716637567	CJK
PILGRIM VILLAGE	CR2	KULBACKS	8/5/2022	LL	21.54	686481	716637567	CJK
PILGRIM VILLAGE	CR2	KULBACKS	8/5/2022	LL	21.97	686553	716637567	CJK
PILGRIM VILLAGE	SCREEN	KULBACKS	8/8/2022	LL	19.00	686598	716682405	BPT
PILGRIM VILLAGE	SCREEN	KULBACKS	8/8/2022	LL	19.73	686674	716682405	BPT
PILGRIM VILLAGE	SCREEN	KULBACKS	8/8/2022	LL	19.39	686750	716682405	BPT
PILGRIM VILLAGE	SCREEN	KULBACKS	8/8/2022	LL	19.27	686845	716682405	BPT
PILGRIM VILLAGE	SCREEN	KULBACKS	8/8/2022	LL	19.08	686941	716682405	BPT
PILGRIM VILLAGE	SCREEN	KULBACKS	8/8/2022	LL	20.68	686579	716682405	SCHAFER
PILGRIM VILLAGE	SCREEN	KULBACKS	8/8/2022	LL	20.64	686653	716682405	SCHAFER
PILGRIM VILLAGE	SCREEN	KULBACKS	8/8/2022	LL	21.27	686723	716682405	SCHAFER
PILGRIM VILLAGE	SCREEN	KULBACKS	8/8/2022	LL	21.49	686580	716682405	SCHAFER
PILGRIM VILLAGE	SCREEN	KULBACKS	8/8/2022	LL	19.74	686596	716682405	TECH
PILGRIM VILLAGE	SCREEN	KULBACKS	8/8/2022	LL	19.9	686678	716682405	TECH
PILGRIM VILLAGE	SCREEN	KULBACKS	8/8/2022	LL	18.97	686746	716682405	TECH
PILGRIM VILLAGE	SCREEN	KULBACKS	8/8/2022	LL	19.36	686833	716682405	TECH
PILGRIM VILLAGE	SCREEN	KULBACKS	8/8/2022	LL	19.12	686924	716682405	TECH
PILGRIM VILLAGE	SCREEN	KULBACKS	8/8/2022	LL	19.62	686597	716682405	TECH
PILGRIM VILLAGE	SCREEN	KULBACKS	8/8/2022	LL	19.99	686679	716682405	TECH
PILGRIM VILLAGE	SCREEN	KULBACKS	8/8/2022	LL	20.61	686748	716682405	TECH
PILGRIM VILLAGE	SCREEN	KULBACKS	8/8/2022	LL	20.25	686834	716682405	TECH
PILGRIM VILLAGE	SCREEN	KULBACKS	8/8/2022	LL	19.84	686925	716682405	TECH
PILGRIM VILLAGE	SCREEN	KULBACKS	8/8/2022	LL	21.79	686594	716682405	CJK
PILGRIM VILLAGE	SCREEN	KULBACKS	8/8/2022	LL	21.02	686658	716682405	CJK
PILGRIM VILLAGE	SCREEN	KULBACKS	8/8/2022	LL	21.56	686727	716682405	CJK
PILGRIM VILLAGE	SCREEN	KULBACKS	8/8/2022	LL	19.03	686805	716682405	CJK
PILGRIM VILLAGE	SCREEN	KULBACKS	8/8/2022	LL	20.82	686897	716682405	CJK
PILGRIM VILLAGE	SCREEN	KULBACKS	8/8/2022	LL	20.93	686980	716682405	CJK
PILGRIM VILLAGE	SCREEN	KULBACKS	8/8/2022	LL	22.16	686583	716682405	CJK
PILGRIM VILLAGE	SCREEN	KULBACKS	8/8/2022	LL	21.78	686656	716682405	CJK
PILGRIM VILLAGE	SCREEN	KULBACKS	8/8/2022	LL	21.65	686722	716682405	CJK
PILGRIM VILLAGE	SCREEN	KULBACKS	8/8/2022	LL	21.33	686797	716682405	CJK
PILGRIM VILLAGE	SCREEN	KULBACKS	8/8/2022	LL	21.12	686876	716682405	CJK
PILGRIM VILLAGE	SCREEN	KULBACKS	8/8/2022	LL	20.45	686954	716682405	CJK
PILGRIM VILLAGE	SCREEN	KULBACKS	8/8/2022	LL	21.9	686585	716682405	CJK
PILGRIM VILLAGE	SCREEN	KULBACKS	8/8/2022	LL	21.11	686648	716682405	CJK
PILGRIM VILLAGE	SCREEN	KULBACKS	8/8/2022	LL	20.75	686721	716682405	CJK
PILGRIM VILLAGE	SCREEN	KULBACKS	8/8/2022	LL	21.46	686799	716682405	CJK
PILGRIM VILLAGE	SCREEN	KULBACKS	8/8/2022	LL	21.43	686879	716682405	CJK
PILGRIM VILLAGE	SCREEN	KULBACKS	8/8/2022	LL	21.49	686956	716682405	CJK
PILGRIM VILLAGE	CR2	KULBACKS	8/8/2022	LL	21.74	686600	716645805	BPT
PILGRIM VILLAGE	CR2	KULBACKS	8/8/2022	LL	22.09	686665	716645805	BPT
PILGRIM VILLAGE	CR2	KULBACKS	8/8/2022	LL	21.47	686756	716645805	BPT
PILGRIM VILLAGE	CR2	KULBACKS	8/8/2022	LL	21.86	686837	716645805	BPT
PILGRIM VILLAGE	CR2	KULBACKS	8/8/2022	LL	22.48	686942	716645805	BPT
PILGRIM VILLAGE	CR2	KULBACKS	8/8/2022	LL	22.31	686599	716645805	BPT
PILGRIM VILLAGE	CR2	KULBACKS	8/8/2022	LL	22.22	686663	716645805	BPT
PILGRIM VILLAGE	CR2	KULBACKS	8/8/2022	LL	21.70	686754	716645805	BPT
PILGRIM VILLAGE	CR2	KULBACKS	8/8/2022	LL	20.64	686601	716645805	BPT
PILGRIM VILLAGE	CR2	KULBACKS	8/8/2022	LL	20.11	686675	716645805	BPT
PILGRIM VILLAGE	CR2	KULBACKS	8/8/2022	LL	19.90	686764	716645805	BPT
PILGRIM VILLAGE	CR2	KULBACKS	8/8/2022	LL	20.47	686838	716645805	BPT
PILGRIM VILLAGE	CR2	KULBACKS	8/8/2022	LL	20.56	686948	716645805	BPT
PILGRIM VILLAGE	CR2	KULBACKS	8/8/2022	LL	22.61	686646	716645805	SCHAFER
PILGRIM VILLAGE	CR2	KULBACKS	8/8/2022	LL	21.97	686712	716645805	SCHAFER
PILGRIM VILLAGE	CR2	KULBACKS	8/8/2022	LL	21.7	686784	716645805	SCHAFER
PILGRIM VILLAGE	CR2	KULBACKS	8/8/2022	LL	22.34	686862	716645805	SCHAFER
PILGRIM VILLAGE	CR2	KULBACKS	8/8/2022	LL	22.12	686910		SCHAFER
PILGRIM VILLAGE	SCREEN	KULBACKS	8/9/2022	LL	19.45	687064	716682405	BPT
PILGRIM VILLAGE	SCREEN	KULBACKS	8/9/2022	LL	19.50	687121	716682405	BPT
PILGRIM VILLAGE	SCREEN	KULBACKS	8/9/2022	LL	19.35	687175	716682405	BPT

PILGRIM VILLAGE	SCREEN	KULBACKS	8/9/2022	LL	18.84	687241	716682405	BPT
PILGRIM VILLAGE	SCREEN	KULBACKS	8/9/2022	LL	21.10	687065	716682405	BPT
PILGRIM VILLAGE	SCREEN	KULBACKS	8/9/2022	LL	22.56	687126	716682405	BPT
PILGRIM VILLAGE	SCREEN	KULBACKS	8/9/2022	LL	20.83	687181	716682405	BPT
PILGRIM VILLAGE	SCREEN	KULBACKS	8/9/2022	LL	21.14	687243	716682405	BPT
PILGRIM VILLAGE	SCREEN	KULBACKS	8/9/2022	LL	21.10	687073	716682405	BPT
PILGRIM VILLAGE	SCREEN	KULBACKS	8/9/2022	LL	20.94	687129	716682405	BPT
PILGRIM VILLAGE	SCREEN	KULBACKS	8/9/2022	LL	21.74	687190	716682405	BPT
PILGRIM VILLAGE	SCREEN	KULBACKS	8/9/2022	LL	20.79	687244	716682405	BPT
PILGRIM VILLAGE	SCREEN	KULBACKS	8/9/2022	LL	20.06	687062	716682405	BPT
PILGRIM VILLAGE	SCREEN	KULBACKS	8/9/2022	LL	19.19	687116	716682405	BPT
PILGRIM VILLAGE	SCREEN	KULBACKS	8/9/2022	LL	19.14	687183	716682405	BPT
PILGRIM VILLAGE	SCREEN	KULBACKS	8/9/2022	LL	19.10	687245	716682405	BPT
PILGRIM VILLAGE	SCREEN	KULBACKS	8/9/2022	LL	19.74	687004	716682405	VILLANI
PILGRIM VILLAGE	SCREEN	KULBACKS	8/9/2022	LL	21.38	687001	716682405	CJK
PILGRIM VILLAGE	SCREEN	KULBACKS	8/9/2022	LL	21.68	687006	716682405	CJK
PILGRIM VILLAGE	CR2	KULBACKS	8/9/2022	LL	20.23	687014	716652929	BPT
PILGRIM VILLAGE	CR2	KULBACKS	8/9/2022	LL	21.97	687024	716652929	BPT
PILGRIM VILLAGE	CR2	KULBACKS	8/9/2022	LL	22.34	687022	716652929	BPT
PILGRIM VILLAGE	CR2	KULBACKS	8/9/2022	LL	20.65	687013	716652929	BPT
PILGRIM VILLAGE	SCREEN	KULBACKS	8/10/2022	LL	20.36	687321	716682405	BPT
PILGRIM VILLAGE	SCREEN	KULBACKS	8/10/2022	LL	21.96	687314	716682405	BPT
PILGRIM VILLAGE	SCREEN	KULBACKS	8/10/2022	LL	21.72	687366	716682405	BPT
PILGRIM VILLAGE	SCREEN	KULBACKS	8/10/2022	LL	22.38	687437	716682405	BPT
PILGRIM VILLAGE	SCREEN	KULBACKS	8/10/2022	LL	22.21	687491	716682405	BPT
PILGRIM VILLAGE	SCREEN	KULBACKS	8/10/2022	LL	21.80	687551	716682405	BPT
PILGRIM VILLAGE	SCREEN	KULBACKS	8/10/2022	LL	20.82	687313	716682405	BPT
PILGRIM VILLAGE	SCREEN	KULBACKS	8/10/2022	LL	20.47	687360	716682405	BPT
PILGRIM VILLAGE	SCREEN	KULBACKS	8/10/2022	LL	19.93	687433	716682405	BPT
PILGRIM VILLAGE	SCREEN	KULBACKS	8/10/2022	LL	19.98	687493	716682405	BPT
PILGRIM VILLAGE	SCREEN	KULBACKS	8/10/2022	LL	20.81	687552	716682405	BPT
PILGRIM VILLAGE	SCREEN	KULBACKS	8/10/2022	LL	20.67	687546	716682405	BPT
PILGRIM VILLAGE	SCREEN	KULBACKS	8/10/2022	LL	22.64	687312	716682405	CJK
PILGRIM VILLAGE	SCREEN	KULBACKS	8/10/2022	LL	21.95	687359	716682405	CJK
PILGRIM VILLAGE	SCREEN	KULBACKS	8/10/2022	LL	21.98	687432	716682405	CJK
PILGRIM VILLAGE	SCREEN	KULBACKS	8/10/2022	LL	21.76	687488	716682405	CJK
PILGRIM VILLAGE	SCREEN	KULBACKS	8/10/2022	LL	22.19	687591	716682405	CJK
PILGRIM VILLAGE	CR2	KULBACKS	8/10/2022	LL	21.57	687308	716661537	TECH
PILGRIM VILLAGE	CR2	KULBACKS	8/10/2022	LL	21.37	687347	716661537	TECH
PILGRIM VILLAGE	CR2	KULBACKS	8/10/2022	LL	21.48	687417	716661537	TECH
PILGRIM VILLAGE	CR2	KULBACKS	8/10/2022	LL	21.29	687468	716661537	TECH
PILGRIM VILLAGE	CR2	KULBACKS	8/10/2022	LL	21.05	687537	716661537	TECH
PILGRIM VILLAGE	CR2	KULBACKS	8/10/2022	LL	20.04	687307	716661537	TECH
PILGRIM VILLAGE	CR2	KULBACKS	8/10/2022	LL	19.96	687346	716661537	TECH
PILGRIM VILLAGE	CR2	KULBACKS	8/10/2022	LL	20.04	687415	716661537	TECH
PILGRIM VILLAGE	CR2	KULBACKS	8/10/2022	LL	20.16	687462	716661537	TECH
PILGRIM VILLAGE	CR2	KULBACKS	8/10/2022	LL	20.11	687536	716661537	TECH
PILGRIM VILLAGE	CR2	KULBACKS	8/10/2022	LL	20.27	687300	716661537	VILLANI
PILGRIM VILLAGE	CR2	KULBACKS	8/10/2022	LL	19.68	687345	716661537	VILLANI
PILGRIM VILLAGE	CR2	KULBACKS	8/10/2022	LL	20.09	687404	716661537	VILLANI
PILGRIM VILLAGE	CR2	KULBACKS	8/10/2022	LL	19.37	687463	716661537	VILLANI
PILGRIM VILLAGE	CR2	KULBACKS	8/10/2022	LL	19.9	687512	716661537	VILLANI
PILGRIM VILLAGE	CR2	KULBACKS	8/10/2022	LL	20.12	687570	716661537	VILLANI
PILGRIM VILLAGE	SCREEN	KULBACKS	8/15/2022	LL	20.26	688080	716706642	BPT
PILGRIM VILLAGE	SCREEN	KULBACKS	8/15/2022	LL	20.54	688121	716706642	BPT
PILGRIM VILLAGE	SCREEN	KULBACKS	8/15/2022	LL	20.23	688191	716706642	BPT
PILGRIM VILLAGE	SCREEN	KULBACKS	8/15/2022	LL	19.95	688252	716706642	BPT
PILGRIM VILLAGE	SCREEN	KULBACKS	8/15/2022	LL	20.03	688310	716706642	BPT
PILGRIM VILLAGE	SCREEN	KULBACKS	8/15/2022	LL	22.13	688079	716706642	BPT
PILGRIM VILLAGE	SCREEN	KULBACKS	8/15/2022	LL	22.38	688124	716706642	BPT
PILGRIM VILLAGE	SCREEN	KULBACKS	8/15/2022	LL	22.21	688193	716706642	BPT
PILGRIM VILLAGE	SCREEN	KULBACKS	8/15/2022	LL	22.41	688242	716706642	BPT
PILGRIM VILLAGE	SCREEN	KULBACKS	8/15/2022	LL	22.62	688304	716706642	BPT
PILGRIM VILLAGE	SCREEN	KULBACKS	8/15/2022	LL	20.5	688078	716706642	TECH
PILGRIM VILLAGE	SCREEN	KULBACKS	8/15/2022	LL	21.26	688116	716706642	TECH
PILGRIM VILLAGE	SCREEN	KULBACKS	8/15/2022	LL	20.84	688205	716706642	TECH
PILGRIM VILLAGE	SCREEN	KULBACKS	8/15/2022	LL	20.9	688241	716706642	TECH
PILGRIM VILLAGE	SCREEN	KULBACKS	8/15/2022	LL	20.71	688297	716706642	TECH
PILGRIM VILLAGE	SCREEN	KULBACKS	8/16/2022	LL	19.9	688374	716706642	BPT

CARMEN M. PARISO, INC. HIRED TRUCKS -

PILGRIM VILLAGE	SCREEN	KULBACKS	8/16/2022	LL	20.27	688442	716706642	BPT
PILGRIM VILLAGE	SCREEN	KULBACKS	8/16/2022	LL	20.31	688514	716706642	BPT
PILGRIM VILLAGE	SCREEN	KULBACKS	8/16/2022	LL	19.77	688580	716706642	BPT
PILGRIM VILLAGE	SCREEN	KULBACKS	8/16/2022	LL	18.87	688662	716706642	BPT
PILGRIM VILLAGE	SCREEN	KULBACKS	8/16/2022	LL	21.99	688372	716706642	BPT
PILGRIM VILLAGE	SCREEN	KULBACKS	8/16/2022	LL	22.13	688445	716706642	BPT
PILGRIM VILLAGE	SCREEN	KULBACKS	8/16/2022	LL	22.37	688512	716706642	BPT
PILGRIM VILLAGE	SCREEN	KULBACKS	8/16/2022	LL	21.71	688576	716706642	BPT
PILGRIM VILLAGE	SCREEN	KULBACKS	8/16/2022	LL	21.32	688641	716706642	BPT
PILGRIM VILLAGE	SCREEN	KULBACKS	8/16/2022	LL	22.85	688378	716706642	BPT
PILGRIM VILLAGE	SCREEN	KULBACKS	8/16/2022	LL	22.15	688446	716706642	BPT
PILGRIM VILLAGE	SCREEN	KULBACKS	8/16/2022	LL	21.75	688515	716706642	BPT
PILGRIM VILLAGE	SCREEN	KULBACKS	8/16/2022	LL	21.79	688585	716706642	BPT
PILGRIM VILLAGE	SCREEN	KULBACKS	8/16/2022	LL	21.45	688665	716706642	BPT
PILGRIM VILLAGE	SCREEN	KULBACKS	8/16/2022	LL	20.83	688373	716706642	BPT
PILGRIM VILLAGE	SCREEN	KULBACKS	8/16/2022	LL	20.75	688437	716706642	BPT
PILGRIM VILLAGE	SCREEN	KULBACKS	8/16/2022	LL	20.51	688508	716706642	BPT
PILGRIM VILLAGE	SCREEN	KULBACKS	8/16/2022	LL	19.89	688646	716706642	BPT
PILGRIM VILLAGE	CR2	KULBACKS	8/17/2022	LL	20.48	688829	716714212	BPT
PILGRIM VILLAGE	CR2	KULBACKS	8/17/2022	LL	20.39	688890	716714212	BPT
PILGRIM VILLAGE	CR2	KULBACKS	8/17/2022	LL	20.71	688951	716714212	BPT
PILGRIM VILLAGE	CR2	KULBACKS	8/17/2022	LL	20.15	688833	716714212	BPT
PILGRIM VILLAGE	CR2	KULBACKS	8/17/2022	LL	20.21	688892	716714212	BPT
PILGRIM VILLAGE	CR2	KULBACKS	8/17/2022	LL	20.72	688963	716714212	BPT
PILGRIM VILLAGE	CR2	KULBACKS	8/17/2022	LL	20.31	689030	716714212	BPT
PILGRIM VILLAGE	CR2	KULBACKS	8/17/2022	LL	20.33	688836	716714212	BPT
PILGRIM VILLAGE	CR2	KULBACKS	8/17/2022	LL	20.64	688901	716714212	BPT
PILGRIM VILLAGE	CR2	KULBACKS	8/17/2022	LL	20.37	688974	716714212	BPT
PILGRIM VILLAGE	CR2	KULBACKS	8/17/2022	LL	20.41	689037	716714212	BPT
PILGRIM VILLAGE	CR2	KULBACKS	8/17/2022	LL	21.96	688842	716714212	BPT
PILGRIM VILLAGE	CR2	KULBACKS	8/17/2022	LL	22.71	688910	716714212	BPT
PILGRIM VILLAGE	CR2	KULBACKS	8/17/2022	LL	22.27	688987	716714212	BPT
PILGRIM VILLAGE	SCREEN	KULBACKS	8/17/2022	LL	20.45	688754	716714212	BPT
PILGRIM VILLAGE	SCREEN	KULBACKS	8/17/2022	LL	19.67	689021	716714212	BPT
PILGRIM VILLAGE	SCREEN	KULBACKS	8/17/2022	LL	20.25	688757	716714212	BPT
PILGRIM VILLAGE	SCREEN	KULBACKS	8/17/2022	LL	19.83	688758	716714212	BPT
PILGRIM VILLAGE	SCREEN	KULBACKS	8/17/2022	LL	22.35	688768	716714212	BPT
PILGRIM VILLAGE	SCREEN	KULBACKS	8/17/2022	LL	21.04	689047	716714212	BPT
PILGRIM VILLAGE	SCREEN	KULBACKS	8/19/2022	LL	22.17	689388	716737291	BPT
PILGRIM VILLAGE	SCREEN	KULBACKS	8/19/2022	LL	22.72	689436	716737291	BPT
PILGRIM VILLAGE	SCREEN	KULBACKS	8/19/2022	LL	22.17	689483	716737291	BPT
PILGRIM VILLAGE	SCREEN	KULBACKS	8/19/2022	LL	21.87	689547	716737291	BPT
PILGRIM VILLAGE	SCREEN	KULBACKS	8/19/2022	LL	21.83	689609	716737291	BPT
PILGRIM VILLAGE	SCREEN	KULBACKS	8/19/2022	LL	20.59	689387	716737291	BPT
PILGRIM VILLAGE	SCREEN	KULBACKS	8/19/2022	LL	20.35	689429	716737291	BPT
PILGRIM VILLAGE	SCREEN	KULBACKS	8/19/2022	LL	19.76	689282	716737291	BPT
PILGRIM VILLAGE	SCREEN	KULBACKS	8/19/2022	LL	20.47	689543	716737291	BPT
PILGRIM VILLAGE	SCREEN	KULBACKS	8/19/2022	LL	20.3	689611	716737291	BPT
PILGRIM VILLAGE	SCREEN	KULBACKS	8/19/2022	LL	22.5	689389	716737291	BPT
PILGRIM VILLAGE	SCREEN	KULBACKS	8/19/2022	LL	22.28	689435	716737291	BPT
PILGRIM VILLAGE	SCREEN	KULBACKS	8/19/2022	LL	21.62	689484	716737291	BPT
PILGRIM VILLAGE	SCREEN	KULBACKS	8/19/2022	LL	22.06	689545	716737291	BPT
PILGRIM VILLAGE	SCREEN	KULBACKS	8/19/2022	LL	21.56	689610	716737291	BPT
PILGRIM VILLAGE	SCREEN	KULBACKS	8/23/2022	LL	21.38	689974	716750529	BPT
PILGRIM VILLAGE	SCREEN	KULBACKS	8/23/2022	LL	22.1	690025	716750529	BPT
PILGRIM VILLAGE	SCREEN	KULBACKS	8/23/2022	LL	22.00	690100	716750529	BPT
PILGRIM VILLAGE	SCREEN	KULBACKS	8/23/2022	LL	21.41	690176	716750529	BPT
PILGRIM VILLAGE	SCREEN	KULBACKS	8/23/2022	LL	20.49	690248	716750529	BPT
PILGRIM VILLAGE	SCREEN	KULBACKS	8/23/2022	LL	21.91	689976	716750529	BPT
PILGRIM VILLAGE	SCREEN	KULBACKS	8/23/2022	LL	22.04	690027	716750529	BPT
PILGRIM VILLAGE	SCREEN	KULBACKS	8/23/2022	LL	21.67	690102	716750529	BPT
PILGRIM VILLAGE	SCREEN	KULBACKS	8/23/2022	LL	20.65	690175	716750529	BPT
PILGRIM VILLAGE	SCREEN	KULBACKS	8/23/2022	LL	21.78	690250	716750529	BPT
PILGRIM VILLAGE	SCREEN	KULBACKS	8/23/2022	LL	21.83	690251	716750529	PLI
PILGRIM VILLAGE	SCREEN	KULBACKS	8/24/2022	LL	20.07	690519	716758133	BPT
PILGRIM VILLAGE	SCREEN	KULBACKS	8/24/2022	LL	21.81	690536	716758133	BPT
PILGRIM VILLAGE	SCREEN	KULBACKS	8/24/2022	LL	21.63	690537	716758133	BPT
PILGRIM VILLAGE	SCREEN	KULBACKS	8/24/2022	LL	21.92	690311	716758133	BPT
PILGRIM VILLAGE	SCREEN	KULBACKS	8/24/2022	LL	22.26	690365	716758133	BPT

CARMEN M. PARISO, INC. HIRED TRUCKS -

PILGRIM VILLAGE	SCREEN	KULBACKS	8/24/2022	LL	21.78	690423	716758133	BPT
PILGRIM VILLAGE	SCREEN	KULBACKS	8/24/2022	LL	19.78	690308	716758133	BPT
PILGRIM VILLAGE	SCREEN	KULBACKS	8/24/2022	LL	19.68	690367	716758133	BPT
PILGRIM VILLAGE	SCREEN	KULBACKS	8/24/2022	LL	21.00	690422	716758133	BPT
PILGRIM VILLAGE	SCREEN	KULBACKS	8/24/2022	LL	20.13	690478	716758133	BPT
PILGRIM VILLAGE	SCREEN	KULBACKS	8/24/2022	LL	19.92	690538	716758133	BPT
PILGRIM VILLAGE	SCREEN	KULBACKS	8/24/2022	LL	22.2	690438	716758133	PLI
PILGRIM VILLAGE	SCREEN	KULBACKS	8/24/2022	LL	22.07	690480	716758133	PLI
PILGRIM VILLAGE	SCREEN	KULBACKS	8/24/2022	LL	22.63	690529	716758133	PLI
PILGRIM VILLAGE	SCREEN	KULBACKS	8/25/2022	LL	20.63	690590	716758133	BPT
PILGRIM VILLAGE	SCREEN	KULBACKS	8/25/2022	LL	21.81	690614	716758133	BRENON
PILGRIM VILLAGE	SCREEN	KULBACKS	8/25/2022	LL	21.42	690673	716758133	BRENON
PILGRIM VILLAGE	SCREEN	KULBACKS	8/25/2022	LL	21.27	690737	716758133	BRENON
PILGRIM VILLAGE	SCREEN	KULBACKS	8/25/2022	LL	21.65	690796	716758133	BRENON
PILGRIM VILLAGE	SCREEN	KULBACKS	8/25/2022	LL	21.55	690854	716758133	BRENON
PILGRIM VILLAGE	SCREEN	KULBACKS	8/25/2022	LL	19.21	690622	716758133	LARABA
PILGRIM VILLAGE	SCREEN	KULBACKS	8/25/2022	LL	19.15	690690	716758133	LARABA
PILGRIM VILLAGE	SCREEN	KULBACKS	8/25/2022	LL	19.52	690756	716758133	LARABA
PILGRIM VILLAGE	SCREEN	KULBACKS	8/25/2022	LL	19.57	690829	716758133	LARABA
PILGRIM VILLAGE	SCREEN	KULBACKS	8/30/2022	LL	22.38	691554	716797210	BPT
PILGRIM VILLAGE	SCREEN	KULBACKS	8/30/2022	LL	22.03	691611	716797210	BPT
PILGRIM VILLAGE	SCREEN	KULBACKS	8/30/2022	LL	22.46	691685	716797210	BPT
PILGRIM VILLAGE	SCREEN	KULBACKS	8/30/2022	LL	21.85	691752	716797210	BPT
PILGRIM VILLAGE	SCREEN	KULBACKS	8/30/2022	LL	22.13	691550	716797210	BPT
PILGRIM VILLAGE	SCREEN	KULBACKS	8/30/2022	LL	21.92	691608	716797210	BPT
PILGRIM VILLAGE	SCREEN	KULBACKS	8/30/2022	LL	21.91	691682	716797210	BPT
PILGRIM VILLAGE	SCREEN	KULBACKS	8/30/2022	LL	21.53	691750	716797210	BPT
PILGRIM VILLAGE	SCREEN	KULBACKS	8/30/2022	LL	20.14	691548	716797210	BPT
PILGRIM VILLAGE	SCREEN	KULBACKS	8/30/2022	LL	20.18	691602	716797210	BPT
PILGRIM VILLAGE	SCREEN	KULBACKS	8/30/2022	LL	19.91	691678	716797210	BPT
PILGRIM VILLAGE	SCREEN	KULBACKS	8/30/2022	LL	19.67	691759	716797210	BPT
PILGRIM VILLAGE	SCREEN	KULBACKS	8/30/2022	LL	19.74	691546	716797210	TECH
PILGRIM VILLAGE	SCREEN	KULBACKS	8/30/2022	LL	19.6	691600	716797210	TECH
PILGRIM VILLAGE	SCREEN	KULBACKS	8/30/2022	LL	19.63	691668	716797210	TECH
PILGRIM VILLAGE	SCREEN	KULBACKS	8/30/2022	LL	19.45	691733	716797210	TECH
PILGRIM VILLAGE	CR2	KULBACKS	8/30/2022	LL	20.33	691558	716797210	BPT
PILGRIM VILLAGE	SCREEN	KULBACKS	8/31/2022	LL	20.27	691870	716797210	BPT
PILGRIM VILLAGE	SCREEN	KULBACKS	8/31/2022	LL	19.9	691908	716797210	BPT
PILGRIM VILLAGE	SCREEN	KULBACKS	8/31/2022	LL	19.84	691954	716797210	BPT
PILGRIM VILLAGE	SCREEN	KULBACKS	8/31/2022	LL	20.77	692044	716797210	BPT
PILGRIM VILLAGE	SCREEN	KULBACKS	8/31/2022	LL	20.33	692100	716797210	BPT
PILGRIM VILLAGE	SCREEN	KULBACKS	8/31/2022	LL	21.76	691871	716797210	BPT
PILGRIM VILLAGE	SCREEN	KULBACKS	8/31/2022	LL	22.5	691912	716797210	BPT
PILGRIM VILLAGE	SCREEN	KULBACKS	8/31/2022	LL	22.6	691962	716797210	BPT
PILGRIM VILLAGE	SCREEN	KULBACKS	8/31/2022	LL	22.13	692039	716797210	BPT
PILGRIM VILLAGE	SCREEN	KULBACKS	8/31/2022	LL	21.84	692098	716797210	BPT
PILGRIM VILLAGE	SCREEN	KULBACKS	8/31/2022	LL	21.51	691865	716797210	CJK
PILGRIM VILLAGE	SCREEN	KULBACKS	8/31/2022	LL	22.54	691898	716797210	CJK
PILGRIM VILLAGE	SCREEN	KULBACKS	8/31/2022	LL	22.24	691950	716797210	CJK
PILGRIM VILLAGE	SCREEN	KULBACKS	8/31/2022	LL	21.75	692056	716797210	CJK
PILGRIM VILLAGE	SCREEN	KULBACKS	8/31/2022	LL	21.91	692003	716797210	CJK
PILGRIM VILLAGE	SCREEN	KULBACKS	8/31/2022	LL	20.37	691872	716797210	TECH
PILGRIM VILLAGE	SCREEN	KULBACKS	8/31/2022	LL	21.42	691911	716797210	TECH
PILGRIM VILLAGE	SCREEN	KULBACKS	8/31/2022	LL	21.73	691951	716797210	TECH
PILGRIM VILLAGE	SCREEN	KULBACKS	8/31/2022	LL	21.41	692008	716797210	TECH
PILGRIM VILLAGE	SCREEN	KULBACKS	8/31/2022	LL	21.55	692061	716797210	TECH
					August Total (tons)		10978.19	
PILGRIM VILLAGE	SCREEN	KULBACKS	9/6/2022	LL	21.47	692756	716818101	CJK
PILGRIM VILLAGE	SCREEN	KULBACKS	9/6/2022	LL	20.87	692825	716818101	CJK
PILGRIM VILLAGE	SCREEN	KULBACKS	9/6/2022	LL	21.79	692912	716818101	CJK
MERRIWEATHER	ST1	RODRIGUEZ	9/7/2022	LL	9.84	693279	716834455	BPT
COMO PARK	CR2	RODRIGUEZ	9/13/2022	LL	19.91	694578	716868446	BPT
COMO PARK	CR2	RODRIGUEZ	9/13/2022	LL	20.17	694657	716868446	BPT
COMO PARK	CR2	RODRIGUEZ	9/13/2022	LL	19.67	694764	716868446	BPT
COMO PARK	CR2	RODRIGUEZ	9/13/2022	LL	19.72	694872	716868446	BPT
COMO PARK	CR2	RODRIGUEZ	9/13/2022	LL	21.64	694576	716868446	BPT
COMO PARK	CR2	RODRIGUEZ	9/13/2022	LL	21.45	694670	716868446	BPT
COMO PARK	CR2	RODRIGUEZ	9/13/2022	LL	21.32	694783	716868446	BPT
COMO PARK	CR2	RODRIGUEZ	9/13/2022	LL	21.45	694897	716868446	BPT

CARMEN M. PARISO, INC. HIRED TRUCKS -

COMO PARK	CR2	RODRIGUEZ	9/13/2022	LL	19.64	694546	716868446	BPT
COMO PARK	CR2	RODRIGUEZ	9/13/2022	LL	19.52	694661	716868446	BPT
COMO PARK	CR2	RODRIGUEZ	9/13/2022	LL	19.79	694778	716868446	BPT
COMO PARK	CR2	RODRIGUEZ	9/13/2022	LL	20.29	694901	716868446	BPT
COMO PARK	CR2	RODRIGUEZ	9/13/2022	LL	20.75	694575	716868446	BPT
COMO PARK	CR2	RODRIGUEZ	9/13/2022	LL	21.91	694664	716868446	BPT
COMO PARK	CR2	RODRIGUEZ	9/13/2022	LL	21.39	694782	716868446	BPT
COMO PARK	CR2	RODRIGUEZ	9/13/2022	LL	21.42	694895	716868446	BPT
COMO PARK	CR2	RODRIGUEZ	9/13/2022	LL	21.52	694538	716868446	BROWNS
COMO PARK	CR2	RODRIGUEZ	9/13/2022	LL	21.25	694616	716868446	BROWNS
COMO PARK	CR2	RODRIGUEZ	9/13/2022	LL	21.49	694715	716868446	BROWNS
COMO PARK	CR2	RODRIGUEZ	9/13/2022	LL	21.68	694916	716868446	BROWNS
COMO PARK	CR2	RODRIGUEZ	9/13/2022	LL	20.23	694536	716868446	BROWNS
COMO PARK	CR2	RODRIGUEZ	9/13/2022	LL	19.96	694614	716868446	BROWNS
COMO PARK	CR2	RODRIGUEZ	9/13/2022	LL	20.16	694712	716868446	BROWNS
COMO PARK	CR2	RODRIGUEZ	9/13/2022	LL	19.93	694805	716868446	BROWNS
COMO PARK	CR2	RODRIGUEZ	9/13/2022	LL	19.8	694908	716868446	BROWNS
COMO PARK	ST1	RODRIGUEZ	9/13/2022	LL	21.21	694810	716993102	BROWNS
PILGRIM VILLAGE	CR2	KULBACKS	9/14/2022	LL	21.73	695010	716882965	CJK
PILGRIM VILLAGE	CR2	KULBACKS	9/14/2022	LL	22.08	695049	716882965	CJK
PILGRIM VILLAGE	CR2	KULBACKS	9/14/2022	LL	21.8	695100	716882965	CJK
PILGRIM VILLAGE	CR2	KULBACKS	9/14/2022	LL	21.88	95143	716882965	CJK
PILGRIM VILLAGE	CR2	KULBACKS	9/14/2022	LL	21.3	695186	716882965	CJK
PILGRIM VILLAGE	CR2	KULBACKS	9/14/2022	LL	21.57	695229	716882965	CJK
PILGRIM VILLAGE	CR2	KULBACKS	9/14/2022	LL	21.92	695013	716882965	CJK
PILGRIM VILLAGE	CR2	KULBACKS	9/14/2022	LL	22.25	695053	716882965	CJK
PILGRIM VILLAGE	CR2	KULBACKS	9/14/2022	LL	21.62	695097	716882965	CJK
PILGRIM VILLAGE	CR2	KULBACKS	9/14/2022	LL	22.03	695139	716882965	CJK
PILGRIM VILLAGE	CR2	KULBACKS	9/14/2022	LL	21.78	695187	716882965	CJK
PILGRIM VILLAGE	CR2	KULBACKS	9/14/2022	LL	21.54	695230	716882965	CJK
PILGRIM VILLAGE	CR2	KULBACKS	9/14/2022	LL	21.85	694992	716882965	BRENON
PILGRIM VILLAGE	CR2	KULBACKS	9/14/2022	LL	21.41	695034	716882965	BRENON
PILGRIM VILLAGE	CR2	KULBACKS	9/14/2022	LL	21.53	695081	716882965	BRENON
PILGRIM VILLAGE	CR2	KULBACKS	9/14/2022	LL	21.47	695121	716882965	BRENON
PILGRIM VILLAGE	CR2	KULBACKS	9/14/2022	LL	20.95	695169	716882965	BRENON
PILGRIM VILLAGE	CR2	KULBACKS	9/14/2022	LL	21.07	695219	716882965	BRENON
COMO PARK	CR2	RODRIGUEZ	9/14/2022	LL	20.47	695018	716882965	BPT
COMO PARK	CR2	RODRIGUEZ	9/14/2022	LL	20.36	695073	716882965	BPT
COMO PARK	CR2	RODRIGUEZ	9/14/2022	LL	21.18	695118	716882965	GAM
COMO PARK	CR2	RODRIGUEZ	9/14/2022	LL	20.86	685188	716882965	GAM
COMO PARK	CR2	RODRIGUEZ	9/14/2022	LL	21.6	695023	716882965	BROWNS
COMO PARK	CR2	RODRIGUEZ	9/14/2022	LL	21.81	695069	716882965	BROWNS
COMO PARK	CR2	RODRIGUEZ	9/14/2022	LL	21.35	695117	716882965	BROWNS
COMO PARK	ST1	RODRIGUEZ	9/14/2022	LL	21.23	695168	716882965	BROWNS
PILGRIM VILLAGE	CR2	KULBACKS	9/16/2022	LL	21.6	695602	716897017	TECH
PILGRIM VILLAGE	CR2	KULBACKS	9/16/2022	LL	20.96	695651	716897017	TECH
PILGRIM VILLAGE	CR2	KULBACKS	9/16/2022	LL	21.29	695695	716897017	TECH
PILGRIM VILLAGE	CR2	KULBACKS	9/16/2022	LL	21.04	695744	716897017	TECH
PILGRIM VILLAGE	CR2	KULBACKS	9/16/2022	LL	20.76	695795	716897017	TECH
PILGRIM VILLAGE	CR2	KULBACKS	9/16/2022	LL	20.76	695847	716897017	TECH
COMO PARK	ST1	RODRIGUEZ	9/16/2022	LL	20.51	695653	716897017	BPT
COMO PARK	ST1	RODRIGUEZ	9/16/2022	LL	20.2	695718	716897017	BPT
COMO PARK	CR2	RODRIGUEZ	9/16/2022	LL	20.40	695597	716897017	BPT
COMO PARK	CR2	RODRIGUEZ	9/16/2022	LL	19.34	695784	716897017	BPT
PILGRIM VILLAGE	SCREEN	KULBACKS	9/19/2022	LL	21.26	695921	716913423	BPT
PILGRIM VILLAGE	SCREEN	KULBACKS	9/19/2022	LL	22.01	695999	716913423	BPT
PILGRIM VILLAGE	SCREEN	KULBACKS	9/19/2022	LL	21.92	696094	716913423	BPT
PILGRIM VILLAGE	SCREEN	KULBACKS	9/19/2022	LL	21.65	696196	716913423	BPT
PILGRIM VILLAGE	SCREEN	KULBACKS	9/19/2022	LL	19.99	695893	716913423	BPT
PILGRIM VILLAGE	SCREEN	KULBACKS	9/19/2022	LL	19.84	695969	716913423	BPT
PILGRIM VILLAGE	SCREEN	KULBACKS	9/19/2022	LL	20.63	696067	716913423	BPT
PILGRIM VILLAGE	CR2	KULBACKS	9/19/2022	LL	20.27	696185	716904805	BPT
COMO PARK	CR2	RODRIGUEZ	9/19/2022	LL	22.22	695939	716941793	CJK
COMO PARK	ST1	RODRIGUEZ	9/19/2022	LL	22.1	695865	716941793	CJK
COMO PARK	ST1	RODRIGUEZ	9/19/2022	LL	21.58	696022	716941793	CJK
COMO PARK	CR2	RODRIGUEZ	9/20/2022	LL	17.83	696615	716941793	BPT
257 VIRGINIA	CR2	RODRIGUEZ	9/21/2022	LL	19.98	696897	716921466	BPT
COMO PARK	CR2	RODRIGUEZ	9/22/2022	LL	20.21	696967	716927337	BPT
COMO PARK	ST1	RODRIGUEZ	9/22/2022	LL	19.69	697047	716927337	BPT

CARMEN M. PARISO, INC. HIRED TRUCKS -

					September Total (tons)		1687.92	
PILGRIM VILLAGE	CR2	KULBACKS	10/3/2022	LL	20.74	699106	716993103	BPT
PILGRIM VILLAGE	CR2	KULBACKS	10/3/2022	LL	20.35	699155	716993103	BPT
PILGRIM VILLAGE	CR2	KULBACKS	10/3/2022	LL	20.93	699220	716993103	BPT
PILGRIM VILLAGE	CR2	KULBACKS	10/3/2022	LL	20.36	699110	716993103	BPT
PILGRIM VILLAGE	CR2	KULBACKS	10/3/2022	LL	20.54	699159	716993103	BPT
PILGRIM VILLAGE	CR2	KULBACKS	10/3/2022	LL	20.60	699222	716993103	BPT
PILGRIM VILLAGE	CR1	KULBACKS	10/3/2022	LL	20.51	699287	716993103	BPT
PILGRIM VILLAGE	CR1	KULBACKS	10/3/2022	LL	20.47	699365	716993103	BPT
PILGRIM VILLAGE	CR1	KULBACKS	10/3/2022	LL	20.71	699286	716993103	BPT
PILGRIM VILLAGE	CR1	KULBACKS	10/3/2022	LL	20.58	699366	716993103	BPT
PILGRIM VILLAGE	CR1	KULBACKS	10/4/2022	LL	21.72	699468	717002812	BPT
PILGRIM VILLAGE	CR1	KULBACKS	10/4/2022	LL	22.96	699541	717002812	BPT
PILGRIM VILLAGE	CR1	KULBACKS	10/4/2022	LL	22.28	699612	717002812	BPT
PILGRIM VILLAGE	CR1	KULBACKS	10/4/2022	LL	22.24	699681	717002812	BPT
PILGRIM VILLAGE	CR1	KULBACKS	10/4/2022	LL	22.07	699749	717002812	BPT
COMO PARK	CR2	RODRIGUEZ	10/6/2022	LL	22.44	700635	717016115	BPT
PILGRIM VILLAGE	CR1	KULBACKS	########	LL	20.37	701328	717032685	BPT
PILGRIM VILLAGE	CR1	KULBACKS	########	LL	20.47	701429	717032685	BPT
PILGRIM VILLAGE	CR1	KULBACKS	########	LL	20.42	701523	717032685	BPT
PILGRIM VILLAGE	CR1	KULBACKS	########	LL	20.03	701634	717032685	BPT
PILGRIM VILLAGE	CR1	KULBACKS	########	LL	20.21	701756	717032685	BPT
ELLICOTT CREEK	ST1	RODRIGUEZ	########	LL	20.10	702007	717040251	BPT
PILGRIM VILLAGE	CR1	KULBACKS	########	LL	21.08	702440	717046368	BPT
PILGRIM VILLAGE	CR1	KULBACKS	########	LL	21.98	702441	717046368	BPT
PILGRIM VILLAGE	CR1	KULBACKS	########	LL	21.89	702442	717046368	BPT
PILGRIM VILLAGE	CR1	KULBACKS	########	LL	22.05	702526	717046368	BPT
ELLICOTT CREEK	ST1	RODRIGUEZ	########	LL	22.89	702802	717055086	BPT
PILGRIM VILLAGE	CR2	KULBACKS	########	LL	21.78	704740	717106950	SCHAFER
PILGRIM VILLAGE	CR2	KULBACKS	########	LL	22.37	704810	717106950	SCHAFER
PILGRIM VILLAGE	CR2	KULBACKS	########	LL	22.07	704870	717106950	SCHAFER
PILGRIM VILLAGE	CR2	KULBACKS	########	LL	21.89	704933	717106950	SCHAFER
PILGRIM VILLAGE	SCREEN	KULBACKS	########	LL	21.51	704652	717125724	SCHAFER
PILGRIM VILLAGE	CR2	KULBACKS	########	LL	20.87	705042	717106950	TECH
PILGRIM VILLAGE	CR2	KULBACKS	########	LL	21.69	705121	717106950	TECH
PILGRIM VILLAGE	CR2	KULBACKS	########	LL	20.81	705199	717106950	TECH
PILGRIM VILLAGE	CR2	KULBACKS	########	LL	21.32	705269	717106950	TECH
ELLICOTT CREEK	ST1	RODRIGUEZ	########	LL	20.66	705810	717125724	PLI
ELLICOTT CREEK	CR2	RODRIGUEZ	########	LL	20.72	705875	717125724	PLI
ELLICOTT CREEK	CR2	RODRIGUEZ	########	LL	20.35	705920	717125724	PLI
PILGRIM VILLAGE	SCREEN	KULBACKS	########	LL	38.77	706146	717160372	PLI
PILGRIM VILLAGE	SCREEN	KULBACKS	########	LL	39.02	706202	717160372	PLI
PILGRIM VILLAGE	SCREEN	KULBACKS	########	LL	39.12	706256	717160372	PLI
PILGRIM VILLAGE	SCREEN	KULBACKS	########	LL	39.08	706319	717160372	PLI
PILGRIM VILLAGE	SCREEN	KULBACKS	########	LL	38.12	706147	717160372	PLI
PILGRIM VILLAGE	SCREEN	KULBACKS	########	LL	38.45	706203	717160372	PLI
PILGRIM VILLAGE	SCREEN	KULBACKS	########	LL	38.85	706258	717160372	PLI
PILGRIM VILLAGE	SCREEN	KULBACKS	########	LL	39.55	706321	717160372	PLI
PILGRIM VILLAGE	SCREEN	KULBACKS	########	LL	20.34	706473	717160372	BPT
PILGRIM VILLAGE	SCREEN	KULBACKS	########	LL	20.03	706526	717160372	BPT
PILGRIM VILLAGE	SCREEN	KULBACKS	########	LL	20.5	706594	717160372	BPT
PILGRIM VILLAGE	SCREEN	KULBACKS	########	LL	20.39	706671	717160372	BPT
PILGRIM VILLAGE	SCREEN	KULBACKS	########	LL	20.46	706769	717160372	BPT
PILGRIM VILLAGE	SCREEN	KULBACKS	########	LL	21.62	706472	717160372	BPT
PILGRIM VILLAGE	SCREEN	KULBACKS	########	LL	21.77	706527	717160372	BPT
PILGRIM VILLAGE	SCREEN	KULBACKS	########	LL	22.2	706593	717160372	BPT
PILGRIM VILLAGE	SCREEN	KULBACKS	########	LL	22.11	706670	717160372	BPT
PILGRIM VILLAGE	CR2	KULBACKS	########	LL	38.63	706976	717160372	PLI
PILGRIM VILLAGE	SCREEN	KULBACKS	########	LL	39.00	706895	717160372	PLI
PILGRIM VILLAGE	SCREEN	KULBACKS	########	LL	38.74	707043	717160372	PLI
PILGRIM VILLAGE	SCREEN	KULBACKS	########	LL	38.59	707127	717160372	PLI
PILGRIM VILLAGE	ST1	KULBACKS	########	LL	21.76	707224	717160372	BPT
					October Total (tons)		1504.13	
SAL MAGLIE	ITEM57	DELPRINCE	11/1/2022	LL	37.84	707660	717172603	PLI
SAL MAGLIE	ITEM57	DELPRINCE	11/1/2022	LL	38.64	707725	717172603	PLI
SAL MAGLIE	ITEM57	DELPRINCE	11/1/2022	LL	38.58	707785	717172603	PLI
SAL MAGLIE	ITEM57	DELPRINCE	11/1/2022	LL	38.88	707851	717172603	PLI
SAL MAGLIE	ST1	DELPRINCE	11/1/2022	LL	39.57	707548	717172603	PLI
SAL MAGLIE	ST1	DELPRINCE	11/1/2022	LL	39.59	707599	717172603	PLI

CARMEN M. PARISO, INC. HIRED TRUCKS -

SAL MAGLIE	ITEM57	DELPRINCE	11/2/2022	LL	39.4	707945	717179562	PLI
SAL MAGLIE	ITEM57	DELPRINCE	11/2/2022	LL	38.73	708039	717179562	PLI
SAL MAGLIE	ITEM57	DELPRINCE	11/2/2022	LL	38.99	708091	717179562	PLI
SAL MAGLIE	ITEM57	DELPRINCE	11/2/2022	LL	38.96	707880	717179562	PLI
SAL MAGLIE	ITEM57	DELPRINCE	11/3/2022	LL	22.28	708334	717186045	BPT
SAL MAGLIE	ITEM57	DELPRINCE	11/3/2022	LL	20.5	708382	717186045	BPT
SAL MAGLIE	ITEM57	DELPRINCE	11/3/2022	LL	21.17	708441	717186045	BPT
SAL MAGLIE	ITEM57	DELPRINCE	11/3/2022	LL	21.97	708149	717186045	BPT
SAL MAGLIE	ITEM57	DELPRINCE	11/3/2022	LL	21.87	708187	717186045	BPT
SAL MAGLIE	ITEM57	DELPRINCE	11/3/2022	LL	21.29	708257	717186045	BPT
SAL MAGLIE	ITEM57	DELPRINCE	11/3/2022	LL	21.88	708315	717186045	BPT
SAL MAGLIE	ITEM57	DELPRINCE	11/3/2022	LL	22.44	708356	717186045	BPT
SAL MAGLIE	ITEM57	DELPRINCE	11/3/2022	LL	21.77	708413	717186045	BPT
SAL MAGLIE	ITEM57	DELPRINCE	11/3/2022	LL	19.9	708154	717186045	BPT
SAL MAGLIE	ITEM57	DELPRINCE	11/3/2022	LL	17.52	708188	717186045	BPT
SAL MAGLIE	ITEM57	DELPRINCE	11/3/2022	LL	19.97	708242	717186045	BPT
SAL MAGLIE	ITEM57	DELPRINCE	11/3/2022	LL	19.62	708307	717186045	BPT
SAL MAGLIE	ITEM57	DELPRINCE	11/3/2022	LL	20.06	708346	717186045	BPT
SAL MAGLIE	ITEM57	DELPRINCE	11/3/2022	LL	20.18	708394	717186045	BPT
SAL MAGLIE	ITEM57	DELPRINCE	11/3/2022	LL	20.24	708167	717186045	BPT
SAL MAGLIE	ITEM57	DELPRINCE	11/3/2022	LL	19.22	708217	717186045	BPT
SAL MAGLIE	ITEM57	DELPRINCE	11/3/2022	LL	19.31	708279	717186045	BPT
SAL MAGLIE	ITEM57	DELPRINCE	11/3/2022	LL	19.21	708326	717186045	BPT
SAL MAGLIE	ITEM57	DELPRINCE	11/3/2022	LL	20.06	708371	717186045	BPT
SAL MAGLIE	ITEM57	DELPRINCE	11/3/2022	LL	19.8	708429	717186045	BPT
SAL MAGLIE	ITEM57	DELPRINCE	11/3/2022	LL	23.31	708153	717186045	LLOYD
SAL MAGLIE	ITEM57	DELPRINCE	11/3/2022	LL	22.5	708190	717186045	LLOYD
SAL MAGLIE	ITEM57	DELPRINCE	11/3/2022	LL	23.31	708243	717186045	LLOYD
SAL MAGLIE	ITEM57	DELPRINCE	11/3/2022	LL	23.28	708300	717186045	LLOYD
SAL MAGLIE	ITEM57	DELPRINCE	11/3/2022	LL	23.42	708338	717186045	LLOYD
SAL MAGLIE	ITEM57	DELPRINCE	11/3/2022	LL	23.43	708387	717186045	LLOYD
SAL MAGLIE	ITEM57	DELPRINCE	11/3/2022	LL	22.97	708440	717186045	LLOYD
SAL MAGLIE	ITEM57	DELPRINCE	11/3/2022	LL	39.49	708151	717186045	PLI
SAL MAGLIE	ITEM57	DELPRINCE	11/3/2022	LL	39.28	708269	717186045	PLI
SAL MAGLIE	ITEM57	DELPRINCE	11/3/2022	LL	39.65	708318	717186045	PLI
SAL MAGLIE	ITEM57	DELPRINCE	11/3/2022	LL	37.38	708363	717186045	PLI
SAL MAGLIE	ITEM57	DELPRINCE	11/3/2022	LL	39.42	708418	717186045	PLI
SAL MAGLIE	ITEM57	DELPRINCE	11/3/2022	LL	39.41	708157	717186045	PLI
SAL MAGLIE	ITEM57	DELPRINCE	11/3/2022	LL	38.49	708199	717186045	PLI
SAL MAGLIE	ITEM57	DELPRINCE	11/3/2022	LL	38.33	708262	717186045	PLI
SAL MAGLIE	ITEM57	DELPRINCE	11/3/2022	LL	39.45	708316	717186045	PLI
SAL MAGLIE	ITEM57	DELPRINCE	11/3/2022	LL	37.38	708364	717186045	PLI
SAL MAGLIE	ITEM57	DELPRINCE	11/3/2022	LL	38.78	708420	717186045	PLI
SAL MAGLIE	ITEM57	DELPRINCE	11/3/2022	LL	39.68	708152	717186045	PLI
SAL MAGLIE	ITEM57	DELPRINCE	11/3/2022	LL	38.35	708191	717186045	PLI
SAL MAGLIE	ITEM57	DELPRINCE	11/3/2022	LL	39.57	708254	717186045	PLI
SAL MAGLIE	ITEM57	DELPRINCE	11/3/2022	LL	39.00	708305	717186045	PLI
SAL MAGLIE	ITEM57	DELPRINCE	11/3/2022	LL	39.42	708347	717186045	PLI
SAL MAGLIE	ITEM57	DELPRINCE	11/3/2022	LL	39.86	708402	717186045	PLI
SAL MAGLIE	ITEM57	DELPRINCE	11/3/2022	LL	22.15	708256	717186045	PLI
SAL MAGLIE	ITEM57	DELPRINCE	11/3/2022	LL	22.23	708306	717186045	PLI
SAL MAGLIE	ITEM57	DELPRINCE	11/3/2022	LL	22.66	708344	717186045	PLI
SAL MAGLIE	ITEM57	DELPRINCE	11/3/2022	LL	21.8	708393	717186045	PLI
SAL MAGLIE	ITEM57	DELPRINCE	11/3/2022	LL	20.77	708325	717186045	PLI
SAL MAGLIE	ITEM57	DELPRINCE	11/3/2022	LL	20.08	708369	717186045	PLI
SAL MAGLIE	ITEM57	DELPRINCE	11/3/2022	LL	20.99	708427	717186045	PLI
PILGRIM VILLAGE	SCREEN	KULBACKS	11/4/2022	LL	20.09	708457	717202772	BPT
PILGRIM VILLAGE	SCREEN	KULBACKS	11/4/2022	LL	19.87	708498	717202772	BPT
PILGRIM VILLAGE	SCREEN	KULBACKS	11/4/2022	LL	20.55	708557	717202772	BPT
PILGRIM VILLAGE	SCREEN	KULBACKS	11/4/2022	LL	19.6	708609	717202772	BPT
PILGRIM VILLAGE	SCREEN	KULBACKS	11/4/2022	LL	19.55	708668	717202772	BPT
PILGRIM VILLAGE	SCREEN	KULBACKS	11/4/2022	LL	19.78	708460	717202772	TECH
PILGRIM VILLAGE	SCREEN	KULBACKS	11/4/2022	LL	19.94	708496	717202772	TECH
PILGRIM VILLAGE	SCREEN	KULBACKS	11/4/2022	LL	20.29	708558	717202772	TECH
PILGRIM VILLAGE	SCREEN	KULBACKS	11/4/2022	LL	19.81	708607	717202772	TECH
SAL MAGLIE	ITEM57	DELPRINCE	11/4/2022	LL	22.19	708461	717195829	BPT
SAL MAGLIE	ITEM57	DELPRINCE	11/4/2022	LL	21.41	708494	717195829	BPT
SAL MAGLIE	ITEM57	DELPRINCE	11/4/2022	LL	21.32	708556	717195829	BPT
SAL MAGLIE	ITEM57	DELPRINCE	11/4/2022	LL	20.73	708611	717195829	BPT

CARMEN M. PARISO, INC. HIRED TRUCKS -

SAL MAGLIE	ITEM57	DELPRINCE	11/4/2022	LL	22.54	708675	717195829	BPT
SAL MAGLIE	ITEM57	DELPRINCE	11/4/2022	LL	22.36	708462	717195829	BPT
SAL MAGLIE	ITEM57	DELPRINCE	11/4/2022	LL	21.79	708495	717195829	BPT
SAL MAGLIE	ITEM57	DELPRINCE	11/4/2022	LL	21.5	708555	717195829	BPT
SAL MAGLIE	ITEM57	DELPRINCE	11/4/2022	LL	21.46	708608	717195829	BPT
SAL MAGLIE	ITEM57	DELPRINCE	11/4/2022	LL	22.39	708674	717195829	BPT
SAL MAGLIE	ITEM57	DELPRINCE	11/4/2022	LL	23.21	708456	717195829	LLOYD
SAL MAGLIE	ITEM57	DELPRINCE	11/4/2022	LL	22.66	708484	717195829	LLOYD
SAL MAGLIE	ITEM57	DELPRINCE	11/4/2022	LL	23.35	708528	717195829	LLOYD
SAL MAGLIE	ITEM57	DELPRINCE	11/4/2022	LL	22.36	708577	717195829	LLOYD
SAL MAGLIE	ITEM57	DELPRINCE	11/4/2022	LL	22.68	708628	717195829	LLOYD
SAL MAGLIE	ITEM57	DELPRINCE	11/4/2022	LL	23.16	708685	717195829	LLOYD
SAL MAGLIE	ITEM57	DELPRINCE	11/4/2022	LL	22.88	708455	717195829	LLOYD
SAL MAGLIE	ITEM57	DELPRINCE	11/4/2022	LL	22.39	708483	717195829	LLOYD
SAL MAGLIE	ITEM57	DELPRINCE	11/4/2022	LL	22.80	708529	717195829	LLOYD
SAL MAGLIE	ITEM57	DELPRINCE	11/4/2022	LL	22.29	708579	717195829	LLOYD
SAL MAGLIE	ITEM57	DELPRINCE	11/4/2022	LL	23.18	708625	717195829	LLOYD
SAL MAGLIE	ITEM57	DELPRINCE	11/4/2022	LL	23.43	708677	717195829	LLOYD
SAL MAGLIE	ITEM57	DELPRINCE	11/4/2022	LL	39.25	708459	717195829	PLI
SAL MAGLIE	ITEM57	DELPRINCE	11/4/2022	LL	39.6	708492	717195829	PLI
SAL MAGLIE	ITEM57	DELPRINCE	11/4/2022	LL	37.91	708553	717195829	PLI
SAL MAGLIE	ITEM57	DELPRINCE	11/4/2022	LL	38.28	708605	717195829	PLI
SAL MAGLIE	ITEM57	DELPRINCE	11/4/2022	LL	39.44	708669	717195829	PLI
SAL MAGLIE	ITEM57	DELPRINCE	11/4/2022	LL	39.14	708458	717195829	PLI
SAL MAGLIE	ITEM57	DELPRINCE	11/4/2022	LL	39.98	708491	717195829	PLI
SAL MAGLIE	ITEM57	DELPRINCE	11/4/2022	LL	38.43	708551	717195829	PLI
SAL MAGLIE	ITEM57	DELPRINCE	11/4/2022	LL	38.93	708604	717195829	PLI
SAL MAGLIE	ITEM57	DELPRINCE	11/4/2022	LL	38.78	708672	717195829	PLI
SAL MAGLIE	ITEM57	DELPRINCE	11/4/2022	LL	19.3	708591	717195829	JJ
SAL MAGLIE	ITEM57	DELPRINCE	11/4/2022	LL	21.13	708637	717195829	JJ
SAL MAGLIE	ITEM57	DELPRINCE	11/4/2022	LL	21.1	708691	717195829	JJ
SAL MAGLIE	ITEM57	DELPRINCE	11/4/2022	LL	38.83	708473	717195829	BEYER
SAL MAGLIE	ITEM57	DELPRINCE	11/4/2022	LL	37.61	708537	717195829	BEYER
SAL MAGLIE	ITEM57	DELPRINCE	11/4/2022	LL	39.12	708593	717195829	BEYER
SAL MAGLIE	ITEM57	DELPRINCE	11/4/2022	LL	38.08	708646	717195829	BEYER
SAL MAGLIE	ITEM57	DELPRINCE	11/4/2022	LL	37.95	708704	717195829	BEYER
SAL MAGLIE	ITEM57	DELPRINCE	11/4/2022	LL	20.11	707610	717195829	KWH
SAL MAGLIE	ITEM57	DELPRINCE	11/4/2022	LL	20.31	708671	717195829	KWH
SAL MAGLIE	ITEM57	DELPRINCE	11/7/2022	LL	20.06	708746	717202773	BPT
SAL MAGLIE	ITEM57	DELPRINCE	11/7/2022	LL	19.77	708811	717202773	BPT
SAL MAGLIE	ITEM57	DELPRINCE	11/7/2022	LL	18.73	708880	717202773	BPT
SAL MAGLIE	ITEM57	DELPRINCE	11/7/2022	LL	19.44	708945	717202773	BPT
SAL MAGLIE	ITEM57	DELPRINCE	11/7/2022	LL	19.55	709007	717202773	BPT
SAL MAGLIE	ITEM57	DELPRINCE	11/7/2022	LL	19.52	709074	717202773	BPT
SAL MAGLIE	ITEM57	DELPRINCE	11/7/2022	LL	20.59	708756	717202773	BPT
SAL MAGLIE	ITEM57	DELPRINCE	11/7/2022	LL	19.72	708812	717202773	BPT
SAL MAGLIE	ITEM57	DELPRINCE	11/7/2022	LL	19.51	708870	717202773	BPT
SAL MAGLIE	ITEM57	DELPRINCE	11/7/2022	LL	19.21	708944	717202773	BPT
SAL MAGLIE	ITEM57	DELPRINCE	11/7/2022	LL	19.59	709006	717202773	BPT
SAL MAGLIE	ITEM57	DELPRINCE	11/7/2022	LL	18.47	709072	717202773	BPT
SAL MAGLIE	ITEM57	DELPRINCE	11/7/2022	LL	21.84	708754	717202773	BPT
SAL MAGLIE	ITEM57	DELPRINCE	11/7/2022	LL	21.67	708816	717202773	BPT
SAL MAGLIE	ITEM57	DELPRINCE	11/7/2022	LL	21.29	708886	717202773	BPT
SAL MAGLIE	ITEM57	DELPRINCE	11/7/2022	LL	21.71	708951	717202773	BPT
SAL MAGLIE	ITEM57	DELPRINCE	11/7/2022	LL	21.8	709018	717202773	BPT
SAL MAGLIE	ITEM57	DELPRINCE	11/7/2022	LL	21.95	709086	717202773	BPT
SAL MAGLIE	ITEM57	DELPRINCE	11/7/2022	LL	20.46	708745	717202773	BPT
SAL MAGLIE	ITEM57	DELPRINCE	11/7/2022	LL	20.65	708795	717202773	BPT
SAL MAGLIE	ITEM57	DELPRINCE	11/7/2022	LL	19.72	708851	717202773	BPT
SAL MAGLIE	ITEM57	DELPRINCE	11/7/2022	LL	20.27	708924	717202773	BPT
SAL MAGLIE	ITEM57	DELPRINCE	11/7/2022	LL	20.32	708983	717202773	BPT
SAL MAGLIE	ITEM57	DELPRINCE	11/7/2022	LL	20.54	709037	717202773	BPT
SAL MAGLIE	ITEM57	DELPRINCE	11/7/2022	LL	20.6	709092	717202773	BPT
SAL MAGLIE	ITEM57	DELPRINCE	11/7/2022	LL	22.6	708749	717202773	LLOYD
SAL MAGLIE	ITEM57	DELPRINCE	11/7/2022	LL	22.23	708791	717202773	LLOYD
SAL MAGLIE	ITEM57	DELPRINCE	11/7/2022	LL	22.06	708844	717202773	LLOYD
SAL MAGLIE	ITEM57	DELPRINCE	11/7/2022	LL	22.45	708909	717202773	LLOYD
SAL MAGLIE	ITEM57	DELPRINCE	11/7/2022	LL	22.07	708969	717202773	LLOYD
SAL MAGLIE	ITEM57	DELPRINCE	11/7/2022	LL	21.86	709031	717202773	LLOYD

CARMEN M. PARISO, INC. HIRED TRUCKS -

SAL MAGLIE	ITEM57	DELPRINCE	11/7/2022	LL	21.83	709095	717202773	LLOYD
SAL MAGLIE	ITEM57	DELPRINCE	11/7/2022	LL	22.96	708742	717202773	LLOYD
SAL MAGLIE	ITEM57	DELPRINCE	11/7/2022	LL	22.63	708782	717202773	LLOYD
SAL MAGLIE	ITEM57	DELPRINCE	11/7/2022	LL	22.61	708838	717202773	LLOYD
SAL MAGLIE	ITEM57	DELPRINCE	11/7/2022	LL	22.33	708905	717202773	LLOYD
SAL MAGLIE	ITEM57	DELPRINCE	11/7/2022	LL	23.32	708956	717202773	LLOYD
SAL MAGLIE	ITEM57	DELPRINCE	11/7/2022	LL	23.03	709020	717202773	LLOYD
SAL MAGLIE	ITEM57	DELPRINCE	11/7/2022	LL	23.24	709085	717202773	LLOYD
SAL MAGLIE	ITEM57	DELPRINCE	11/7/2022	LL	23.03	708743	717202773	LLOYD
SAL MAGLIE	ITEM57	DELPRINCE	11/7/2022	LL	22.92	708784	717202773	LLOYD
SAL MAGLIE	ITEM57	DELPRINCE	11/7/2022	LL	22.89	708843	717202773	LLOYD
SAL MAGLIE	ITEM57	DELPRINCE	11/7/2022	LL	23.00	708906	717202773	LLOYD
SAL MAGLIE	ITEM57	DELPRINCE	11/7/2022	LL	22.57	708961	717202773	LLOYD
SAL MAGLIE	ITEM57	DELPRINCE	11/7/2022	LL	22.87	709029	717202773	LLOYD
SAL MAGLIE	ITEM57	DELPRINCE	11/7/2022	LL	22.81	709088	717202773	LLOYD
SAL MAGLIE	ITEM57	DELPRINCE	11/7/2022	LL	21.35	708763	717202773	PLI
SAL MAGLIE	ITEM57	DELPRINCE	11/7/2022	LL	22.4	708759	717202773	CJK
SAL MAGLIE	ITEM57	DELPRINCE	11/7/2022	LL	21.71	708814	717202773	CJK
SAL MAGLIE	ITEM57	DELPRINCE	11/7/2022	LL	21.03	708883	717202773	CJK
SAL MAGLIE	ITEM57	DELPRINCE	11/7/2022	LL	21.64	708952	717202773	CJK
SAL MAGLIE	ITEM57	DELPRINCE	11/7/2022	LL	21.65	709011	717202773	CJK
SAL MAGLIE	ITEM57	DELPRINCE	11/7/2022	LL	21.54	709075	717202773	CJK
SAL MAGLIE	ITEM57	DELPRINCE	11/7/2022	LL	22.00	708760	717202773	CJK
SAL MAGLIE	ITEM57	DELPRINCE	11/7/2022	LL	21.6	708813	717202773	CJK
SAL MAGLIE	ITEM57	DELPRINCE	11/7/2022	LL	21.22	708871	717202773	CJK
SAL MAGLIE	ITEM57	DELPRINCE	11/7/2022	LL	21.72	708935	717202773	CJK
SAL MAGLIE	ITEM57	DELPRINCE	11/7/2022	LL	20.68	709001	717202773	CJK
SAL MAGLIE	ITEM57	DELPRINCE	11/7/2022	LL	21.29	709070	717202773	CJK
SAL MAGLIE	ITEM57	DELPRINCE	11/7/2022	LL	20.02	708831	717202773	LARABA
SAL MAGLIE	ITEM57	DELPRINCE	11/7/2022	LL	22.82	708918	717202773	LARABA
SAL MAGLIE	ITEM57	DELPRINCE	11/7/2022	LL	23.01	708984	717202773	LARABA
SAL MAGLIE	ITEM57	DELPRINCE	11/7/2022	LL	22.11	709051	717202773	LARABA
SAL MAGLIE	ITEM57	DELPRINCE	11/7/2022	LL	22.72	709126	717202773	LARABA
PILGRIM VILLAGE	SCREEN	KULBACKS	11/7/2022	LL	19.1	708777	717215026	BROWNS
PILGRIM VILLAGE	SCREEN	KULBACKS	11/7/2022	LL	20.44	708907	717215026	BROWNS
PILGRIM VILLAGE	SCREEN	KULBACKS	11/7/2022	LL	20.52	708991	717215026	BROWNS
PILGRIM VILLAGE	SCREEN	KULBACKS	11/7/2022	LL	20.53	709071	717215026	BROWNS
PILGRIM VILLAGE	SCREEN	KULBACKS	11/7/2022	LL	20.95	708774	717215026	BROWNS
PILGRIM VILLAGE	SCREEN	KULBACKS	11/7/2022	LL	20.67	708908	717215026	BROWNS
PILGRIM VILLAGE	SCREEN	KULBACKS	11/7/2022	LL	20.74	708990	717215026	BROWNS
PILGRIM VILLAGE	SCREEN	KULBACKS	11/7/2022	LL	21.14	709068	717215026	BROWNS
PILGRIM VILLAGE	SCREEN	KULBACKS	11/7/2022	LL	22.41	708755	717215026	BRENON
PILGRIM VILLAGE	SCREEN	KULBACKS	11/7/2022	LL	22.68	708826	717215026	BRENON
PILGRIM VILLAGE	SCREEN	KULBACKS	11/7/2022	LL	22.45	708943	717215026	BRENON
PILGRIM VILLAGE	SCREEN	KULBACKS	11/7/2022	LL	22.4	709019	717215026	BRENON
PILGRIM VILLAGE	SCREEN	KULBACKS	11/7/2022	LL	22.22	709106	717215026	BRENON
SAL MAGLIE	ITEM57	DELPRINCE	11/8/2022	LL	20.33	709162	717209321	BPT
SAL MAGLIE	ITEM57	DELPRINCE	11/8/2022	LL	19.88	709219	717209321	BPT
SAL MAGLIE	ITEM57	DELPRINCE	11/8/2022	LL	22.09	709155	717209321	BPT
SAL MAGLIE	ITEM57	DELPRINCE	11/8/2022	LL	21.78	709210	717209321	BPT
SAL MAGLIE	ITEM57	DELPRINCE	11/8/2022	LL	22.15	709265	717209321	BPT
SAL MAGLIE	ITEM57	DELPRINCE	11/8/2022	LL	22.16	709341	717209321	BPT
SAL MAGLIE	ITEM57	DELPRINCE	11/8/2022	LL	21.77	709403	717209321	BPT
SAL MAGLIE	ITEM57	DELPRINCE	11/8/2022	LL	21.07	709471	717209321	BPT
SAL MAGLIE	ITEM57	DELPRINCE	11/8/2022	LL	22.66	709156	717209321	BPT
SAL MAGLIE	ITEM57	DELPRINCE	11/8/2022	LL	22.11	709212	717209321	BPT
SAL MAGLIE	ITEM57	DELPRINCE	11/8/2022	LL	21.63	709285	717209321	BPT
SAL MAGLIE	ITEM57	DELPRINCE	11/8/2022	LL	21.59	709357	717209321	BPT
SAL MAGLIE	ITEM57	DELPRINCE	11/8/2022	LL	21.59	709414	717209321	BPT
SAL MAGLIE	ITEM57	DELPRINCE	11/8/2022	LL	21.87	709483	717209321	BPT
SAL MAGLIE	ITEM57	DELPRINCE	11/8/2022	LL	20.47	709166	717209321	JJ
SAL MAGLIE	ITEM57	DELPRINCE	11/8/2022	LL	20.4	709208	717209321	JJ
SAL MAGLIE	ITEM57	DELPRINCE	11/8/2022	LL	20.39	709254	717209321	JJ
SAL MAGLIE	ITEM57	DELPRINCE	11/8/2022	LL	20.23	709327	717209321	JJ
SAL MAGLIE	ITEM57	DELPRINCE	11/8/2022	LL	19.98	709384	717209321	JJ
SAL MAGLIE	ITEM57	DELPRINCE	11/8/2022	LL	18.87	709435	717209321	JJ
SAL MAGLIE	ITEM57	DELPRINCE	11/8/2022	LL	19.44	709492	717209321	JJ
SAL MAGLIE	ITEM57	DELPRINCE	11/8/2022	LL	22.41	709164	717209321	CJK
SAL MAGLIE	ITEM57	DELPRINCE	11/8/2022	LL	22.44	709223	717209321	CJK

CARMEN M. PARISO, INC. HIRED TRUCKS -

SAL MAGLIE	ITEM57	DELPRINCE	11/8/2022	LL	22.31	709287	717209321	CJK
SAL MAGLIE	ITEM57	DELPRINCE	11/8/2022	LL	21.9	709353	717209321	CJK
SAL MAGLIE	ITEM57	DELPRINCE	11/8/2022	LL	21.4	709404	717209321	CJK
SAL MAGLIE	ITEM57	DELPRINCE	11/8/2022	LL	21.69	709463	717209321	CJK
SAL MAGLIE	ITEM57	DELPRINCE	11/8/2022	LL	22.05	709525	717209321	CJK
SAL MAGLIE	ITEM57	DELPRINCE	11/8/2022	LL	19.9	709163	717209321	GAM
SAL MAGLIE	ITEM57	DELPRINCE	11/8/2022	LL	21.1	709216	717209321	GAM
SAL MAGLIE	ITEM57	DELPRINCE	11/8/2022	LL	20.86	709260	717209321	GAM
SAL MAGLIE	ITEM57	DELPRINCE	11/8/2022	LL	19.74	709333	717209321	GAM
SAL MAGLIE	ITEM57	DELPRINCE	11/8/2022	LL	21.18	709385	717209321	GAM
SAL MAGLIE	ITEM57	DELPRINCE	11/8/2022	LL	19.94	709439	717209321	GAM
SAL MAGLIE	ITEM57	DELPRINCE	11/8/2022	LL	20.39	709497	717209321	GAM
SAL MAGLIE	ITEM57	DELPRINCE	11/8/2022	LL	21.07	709160	717209321	MARRAN
SAL MAGLIE	ITEM57	DELPRINCE	11/8/2022	LL	21.37	709217	717209321	MARRAN
SAL MAGLIE	ITEM57	DELPRINCE	11/8/2022	LL	20.21	709262	717209321	MARRAN
SAL MAGLIE	ITEM57	DELPRINCE	11/8/2022	LL	21.36	709328	717209321	MARRAN
SAL MAGLIE	ITEM57	DELPRINCE	11/8/2022	LL	20.42	709389	717209321	MARRAN
SAL MAGLIE	ITEM57	DELPRINCE	11/8/2022	LL	20.22	709442	717209321	MARRAN
SAL MAGLIE	ITEM57	DELPRINCE	11/8/2022	LL	20.18	709495	717209321	MARRAN
SAL MAGLIE	ITEM57	DELPRINCE	11/8/2022	LL	22.2	709159	717209321	MARRAN
SAL MAGLIE	ITEM57	DELPRINCE	11/8/2022	LL	21.68	709215	717209321	MARRAN
SAL MAGLIE	ITEM57	DELPRINCE	11/8/2022	LL	21.25	709264	717209321	MARRAN
SAL MAGLIE	ITEM57	DELPRINCE	11/8/2022	LL	21.76	709332	717209321	MARRAN
PILGRIM VILLAGE	SCREEN	KULBACKS	11/8/2022	LL	19.75	709161	717215026	BPT
PILGRIM VILLAGE	SCREEN	KULBACKS	11/8/2022	LL	19.34	709225	717215026	BPT
PILGRIM VILLAGE	SCREEN	KULBACKS	11/8/2022	LL	19.82	709304	717215026	BPT
PILGRIM VILLAGE	SCREEN	KULBACKS	11/8/2022	LL	19.66	709396	717215026	BPT
PILGRIM VILLAGE	SCREEN	KULBACKS	11/8/2022	LL	19.82	709493	717215026	BPT
PILGRIM VILLAGE	SCREEN	KULBACKS	11/8/2022	LL	20.09	709158	717215026	BPT
PILGRIM VILLAGE	SCREEN	KULBACKS	11/8/2022	LL	20.27	709227	717215026	BPT
PILGRIM VILLAGE	SCREEN	KULBACKS	11/8/2022	LL	20.21	709303	717215026	BPT
PILGRIM VILLAGE	SCREEN	KULBACKS	11/8/2022	LL	20.25	709395	717215026	BPT
PILGRIM VILLAGE	SCREEN	KULBACKS	11/8/2022	LL	20.45	709470	717215026	BPT
PILGRIM VILLAGE	SCREEN	KULBACKS	11/8/2022	LL	20.86	709173	717215026	TECH
PILGRIM VILLAGE	SCREEN	KULBACKS	11/8/2022	LL	21.46	709242	717215026	TECH
PILGRIM VILLAGE	SCREEN	KULBACKS	11/8/2022	LL	20.87	709320	717215026	TECH
PILGRIM VILLAGE	SCREEN	KULBACKS	11/8/2022	LL	21.17	709400	717215026	TECH
PILGRIM VILLAGE	SCREEN	KULBACKS	11/8/2022	LL	20.79	709467	717215026	TECH
PILGRIM VILLAGE	SCREEN	KULBACKS	11/8/2022	LL	19.37	709172	717215026	TECH
PILGRIM VILLAGE	SCREEN	KULBACKS	11/8/2022	LL	19.37	709241	717215026	TECH
PILGRIM VILLAGE	SCREEN	KULBACKS	11/8/2022	LL	19.77	709319	717215026	TECH
PILGRIM VILLAGE	SCREEN	KULBACKS	11/8/2022	LL	19.91	709399	717215026	TECH
PILGRIM VILLAGE	SCREEN	KULBACKS	11/8/2022	LL	19.65	709465	717215026	TECH
PILGRIM VILLAGE	CR2	KULBACKS	11/9/2022	LL	22.13	709547	717215026	BPT
PILGRIM VILLAGE	CR2	KULBACKS	11/9/2022	LL	22.28	709616	717215026	BPT
PILGRIM VILLAGE	CR2	KULBACKS	11/9/2022	LL	22.29	709714	717215026	BPT
PILGRIM VILLAGE	CR2	KULBACKS	11/9/2022	LL	20.87	709800	717215026	BPT
PILGRIM VILLAGE	CR2	KULBACKS	11/9/2022	LL	21.87	709891	717215026	BPT
PILGRIM VILLAGE	CR2	KULBACKS	11/9/2022	LL	20.88	709550	717215026	TECH
PILGRIM VILLAGE	CR2	KULBACKS	11/9/2022	LL	21.29	709617	717215026	TECH
PILGRIM VILLAGE	CR2	KULBACKS	11/9/2022	LL	21.05	709710	717215026	TECH
PILGRIM VILLAGE	CR2	KULBACKS	11/9/2022	LL	21.14	709785	717215026	TECH
PILGRIM VILLAGE	CR2	KULBACKS	11/9/2022	LL	22.88	709860	717215026	TECH
					October Total (tons)		6390.22	
					Total Sum (tons)		75076.52	
					Pilgrim Senior Total (41%) 30,781.37 tons			

APPENDIX C

DAILY FIELD REPORTS/PROGRESS PHOTOGRAPHS/MONITORING DATA

BRYDGES ENGINEERING
IN ENVIRONMENT AND ENERGY, INC

960 Busti Ave.
Buffalo, New York 14213

BRYDGES ENGINEERING
IN ENVIRONMENT AND ENERGY, DPC

DAILY FIELD REPORT

Date:	Monday, March 7, 2022
Site Name:	Pilgrim Village-Senior Site (915363)
Location:	1100 Michigan Ave., Buffalo
Contractor-Subcontrators:	Kulbacks - Empire Building Diagnostics (EBD)
Weather Conditions:	Raining 37 Deg F Wind: SE 6mph

Description of Work Performed:

Empire Building Diagnostics (EBC) is demolishing Bldg #52-58.

Due to the rain, dust monitors were not set up.

(Use attached sheet for additional work description)

Problems/Observations Noted:
None

Health and Safety Monitoring:
None

Contractor Work Force:	Kulbacks: 1 Superintendant 3 operators
	EBD: 1 Supt, 2 Operators, 1 Laborer
Contractor Equipment:	Kulbacks: 2 excavators, 2 dozers, 1 skidsteer, 2 rollers
	EBD: 2 excavators
Attachments:	Daily Photolog, Air Monitoring Report, Work Location Map
Inspector's Name:	Libby Broderick

Photo Log

Site: **Pilgrim Village-Senior Site (915363)** **Date:** **Monday, March 7, 2022**

EBC prepping to demolish Bldg. #53-58.

Demolishing Bldg. #53-58. Looking north.

BRYDGES ENGINEERING
IN ENVIRONMENT AND ENERGY, DPC

Site Name: Pilgrim Village-Senior Site (915363) **Date:** Monday, March 7, 2022

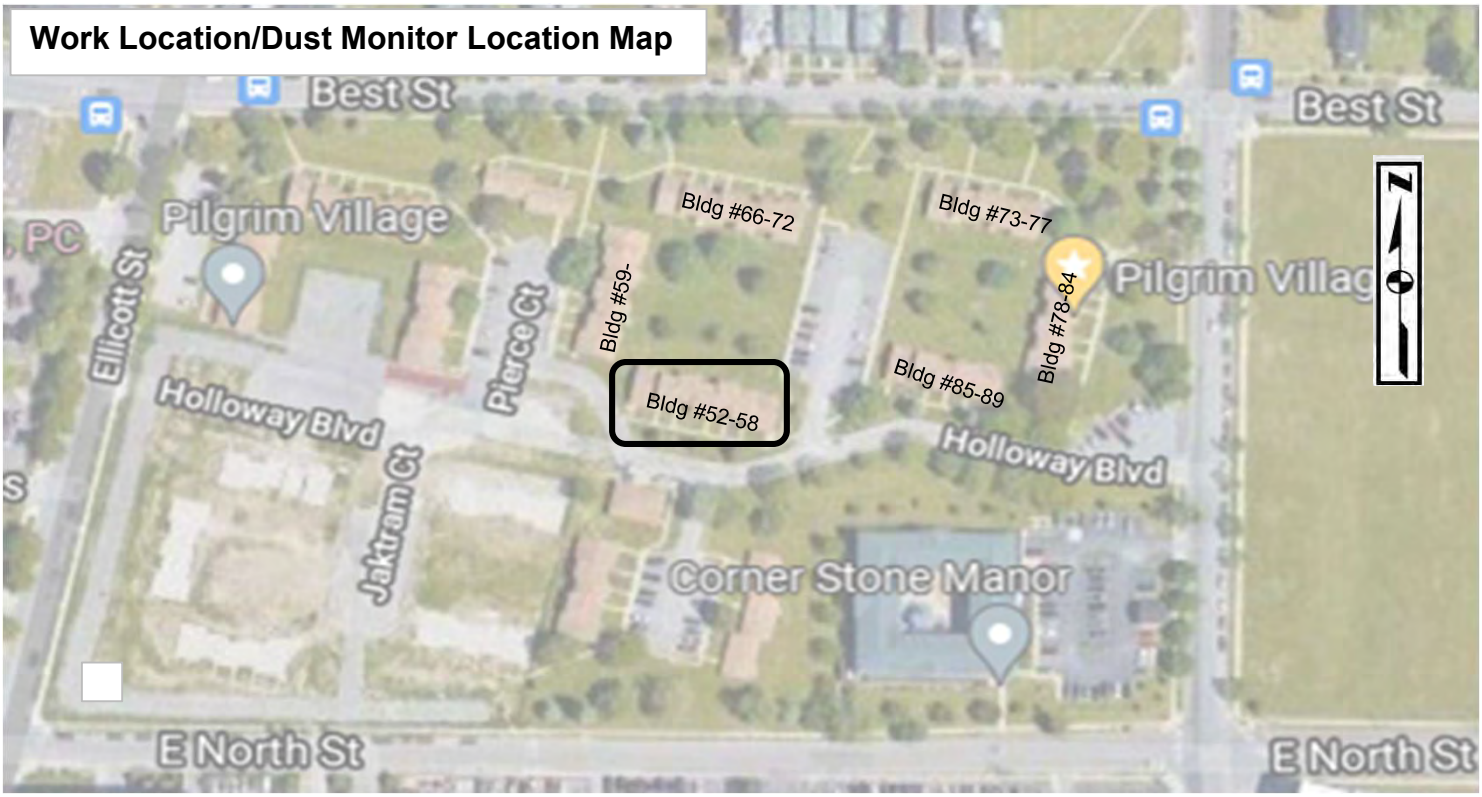

LEGEND

- UW — Dust Monitor Location (Upwind)
- DW — Dust Monitor Location (Downwind)
- Work Location

960 Busti Ave.
Buffalo, New York 14213

BRYDGES ENGINEERING
IN ENVIRONMENT AND ENERGY, DPC

DAILY FIELD REPORT

Date:	Tuesday, March 8, 2022
Site Name:	Pilgrim Village-Senior Site (915363)
Location:	1100 Michigan Ave., Buffalo
Contractor-Subcontrators:	Kulbacks - Empire Building Diagnostics (EBD)
Weather Conditions:	Sunny 31 Deg F Wind: W 13mph

Description of Work Performed:

Empire Building Diagnostics (EBC) is demolishing Bldg #52-58.

Dust Monitors set up. No indication of dust.

(Use attached sheet for additional work description)

Problems/Observations Noted:
None

Health and Safety Monitoring:
None

Contractor Work Force:	Kulbacks: 1 Superintendant 3 operators
	EBD: 1 Supt, 2 Operators, 1 Laborer
Contractor Equipment:	Kulbacks: 2 excavators, 2 dozers, 1 skidsteer, 2 rollers
	EBD: 2 excavators
Attachments:	Daily Photolog, Air Monitoring Report, Work Location Map
Inspector's Name:	Libby Broderick

Photo Log

Site: **Pilgrim Village-Senior Site (915363)** **Date:** **Tuesday, March 8, 2022**

EBC prepping to demolish Bldg. #53-58.

Demolishing Bldg. #53-58. Looking north.

BRYDGES ENGINEERING
IN ENVIRONMENT AND ENERGY, DPC

Date: Tuesday, March 8, 2022

Site Name: Pilgrim Village-Senior Site (915363)

Upwind Data		Downwind Data			Delta
Time	PM10 15min Average (µg/m³)	Time	PM10 15min Average (µg/m³)	VOC 15min Average (ppm)	PM10 15min Average (µg/m³)
3/8/2022 8:10	14.1	3/8/2022 8:10	29.2	0.0	15.1
3/8/2022 8:20	13.2	3/8/2022 8:20	21.8	0.0	8.6
3/8/2022 8:30	12.8	3/8/2022 8:30	15.6	0.0	2.8
3/8/2022 8:40	14.6	3/8/2022 8:40	6.4	0.0	-8.2
3/8/2022 8:50	12.8	3/8/2022 8:50	25.7	0.0	12.9
3/8/2022 9:00	9.8	3/8/2022 9:00	28.4	0.0	18.6
3/8/2022 9:10	10.1	3/8/2022 9:10	10.7	0.0	0.6
3/8/2022 9:20	11.5	3/8/2022 9:20	8.9	0.0	-2.6
3/8/2022 9:30	7.7	3/8/2022 9:30	6.8	0.0	-0.9
3/8/2022 9:40	8.3	3/8/2022 9:40	11.1	0.0	2.8
3/8/2022 9:50	9.2	3/8/2022 9:50	17	0.0	7.8
3/8/2022 10:00	12.3	3/8/2022 10:00	5.5	0.0	-6.8
3/8/2022 10:10	13.4	3/8/2022 10:10	7.1	0.0	-6.3
3/8/2022 10:20	12.1	3/8/2022 10:20	8.5	0.0	-3.6
3/8/2022 10:30	14	3/8/2022 10:30	8.8	0.0	-5.2
3/8/2022 10:40	12.5	3/8/2022 10:40	14.4	0.0	1.9
3/8/2022 10:50	15.5	3/8/2022 10:50	103.5	0.0	88
3/8/2022 11:00	27.5	3/8/2022 11:00	96.7	0.0	69.2
3/8/2022 11:10	44.1	3/8/2022 11:10	139.2	0.0	95.1
3/8/2022 11:20	23.7	3/8/2022 11:20	46.9	0.0	23.2
3/8/2022 11:30	32.9	3/8/2022 11:30	27.7	0.0	-5.2
3/8/2022 11:40	14.6	3/8/2022 11:40	33	0.0	18.4
3/8/2022 11:50	16.7	3/8/2022 11:50	21.6	0.0	4.9
3/8/2022 12:00	9	3/8/2022 12:00	19.6	0.0	10.6
3/8/2022 12:10	10.8	3/8/2022 12:10	20.9	0.0	10.1
3/8/2022 12:20	12.1	3/8/2022 12:20	45.4	0.0	33.3
3/8/2022 12:30	7.7	3/8/2022 12:30	57.4	0.0	49.7
3/8/2022 12:40	8.3	3/8/2022 12:40	52.8	0.0	44.5
3/8/2022 12:50	9.2	3/8/2022 12:50	68.5	0.0	59.3
3/8/2022 13:00	27.8	3/8/2022 13:00	126	0.0	98.2
3/8/2022 13:10	13.4	3/8/2022 13:10	92.1	0.0	78.7
3/8/2022 13:20	12.1	3/8/2022 13:20	16.9	0.0	4.8
3/8/2022 13:30	14	3/8/2022 13:30	103.4	0.0	89.4
3/8/2022 13:40	12.5	3/8/2022 14:00		0.0	-12.5
3/8/2022 13:50	15.8	3/8/2022 14:10		0.0	-15.8
3/8/2022 14:00	13.2	3/8/2022 14:00	78.2	0.0	65
3/8/2022 14:10	15.2	3/8/2022 14:10	128.3	0.0	113.1
3/8/2022 14:20	12.7	3/8/2022 14:20	59	0.0	46.3
3/8/2022 14:30	11.1	3/8/2022 14:30	32.5	0.0	21.4
3/8/2022 14:40	10	3/8/2022 14:40	106.3	0.0	96.3
3/8/2022 14:50	35.6	3/8/2022 14:50	131.8	0.0	96.2
3/8/2022 15:00	39.4	3/8/2022 15:00	132.9	0.0	93.5
3/8/2022 15:10	25.1	3/3/2022 14:50	14.9	0.0	-10.2
					0
					0
					0
					0

*****Particulate Threshold PM 10 15minute average = 100µg/m³ above background***

BRYDGES ENGINEERING
IN ENVIRONMENT AND ENERGY, DPC

Site Name: Pilgrim Village-Senior Site (915363) **Date:** Tuesday, March 8, 2022

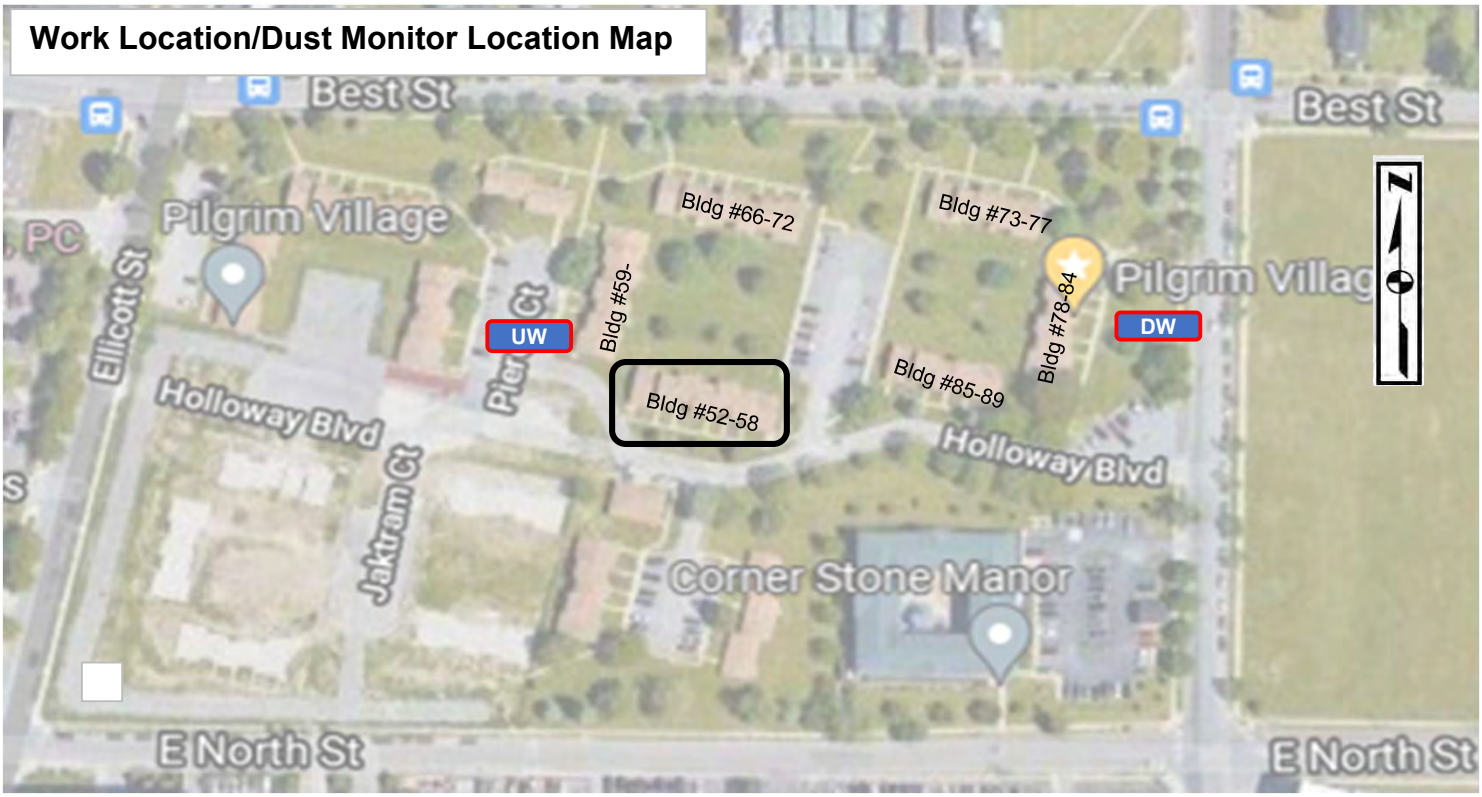

LEGEND

- UW — Dust Monitor Location (Upwind)
- DW — Dust Monitor Location (Downwind)
- Work Location

960 Busti Ave.
Buffalo, New York 14213

DAILY FIELD REPORT

Date:	Wednesday, March 9, 2022
Site Name:	Pilgrim Village-Senior Site (915363)
Location:	1100 Michigan Ave., Buffalo
Contractor-Subcontrators:	Kulbacks - Empire Building Diagnostics (EBD)
Weather Conditions:	Cloudy 31 Deg F Wind: NE 3mph

Description of Work Performed:

Empire Building Diagnostics (EBC) is demolishing Bldg #59-65.

The vertical portion of Bldg. #52-58 is down. Foundations remain.

EBC is loading out nonfriable asbestos containing demo debris to haul to Modern landfill.

Dust Monitors set up. No indication of dust.

(Use attached sheet for additional work description)

Problems/Observations Noted:
None

Health and Safety Monitoring:
None

Contractor Work Force:	Kulbacks: 1 Superintendant 3 operators
	EBD: 1 Supt, 2 Operators, 1 Laborer
Contractor Equipment:	Kulbacks: 2 excavators, 2 dozers, 1 skidsteer, 2 rollers
	EBD: 2 excavators
Attachments:	Daily Photolog, Air Monitoring Report, Work Location Map
Inspector's Name:	Libby Broderick

BRYDGES ENGINEERING
IN ENVIRONMENT AND ENERGY, DPC

960 Busti Ave.
Buffalo, New York 14213

DAILY FIELD REPORT

Date:	Wednesday, March 9, 2022
Site Name:	Pilgrim Village-Senior Site (915363)
Location:	1100 Michigan Ave., Buffalo

Description of Work Performed (cont):

Materials Import/Export

Imported Material:

Material	Truck #		Loads		Amount (Tons)
				Total Stone Delivered (Tons)	0

Exported Material:

Material	Destination	Loads
NF ACM Demo Debris	Modern Landfill	4
	Total Material Hauled - Approx. (Tons)	**80**
	Total Material Hauled - Approx. (Tons)	**0**

Photo Log

Site: Pilgrim Village-Senior Site (915363) **Date:** Wednesday, March 9, 2022

EBC prepping to demolish Bldg. #53-58.
Looking south.

Bldg. #59-65, preppring to demolish.
Looking south.

BRYDGES ENGINEERING
IN ENVIRONMENT AND ENERGY, DPC

Date: Wednesday, March 9, 2022

Site Name: Pilgrim Village-Senior Site (915363)

Upwind Data		Downwind Data			Delta
Time	PM10 15min Average (µg/m³)	Time	PM10 15min Average (µg/m³)	VOC 15min Average (ppm)	PM10 15min Average (µg/m³)
		3/9/2022 8:50	98.3	0.0	98.3
		3/9/2022 9:00	33.6	0.0	33.6
3/9/2022 9:10	3.6	3/9/2022 9:10	91.9	0.0	88.3
3/9/2022 9:20	7.3	3/9/2022 9:20	107.4	0.0	100.1
3/9/2022 9:30	5.2	3/9/2022 9:30	94.8	0.0	89.6
3/9/2022 9:40	7.4	3/9/2022 9:40	47.1	0.0	39.7
3/9/2022 9:50	8.1	3/9/2022 9:50	38.9	0.0	30.8
3/9/2022 10:00	3.5	3/9/2022 10:00	90.2	0.0	86.7
3/9/2022 10:10	9.4	3/9/2022 10:10	39	0.0	29.6
3/9/2022 10:20	7.3	3/9/2022 10:20	46.3	0.0	39
3/9/2022 10:30	7.5	3/9/2022 10:30	44.7	0.0	37.2
3/9/2022 10:40	7.8	3/9/2022 10:40	16.4	0.0	8.6
3/9/2022 10:50	9	3/9/2022 10:50	29.2	0.0	20.2
3/9/2022 11:00	3	3/9/2022 11:00	12.6	0.0	9.6
3/9/2022 11:10	1.4	3/9/2022 11:10	12.2	0.0	10.8
3/9/2022 11:20	6.7	3/9/2022 11:20	7.8	0.0	1.1
3/9/2022 11:30	4.1	3/9/2022 11:30	7.4	0.0	3.3
3/9/2022 11:40	6.8	3/9/2022 11:40	68.4	0.0	61.6
3/9/2022 11:50	9.4	3/9/2022 11:50	60.5	0.0	51.1
3/9/2022 12:00	9.1	3/9/2022 12:00	36	0.0	26.9
3/9/2022 12:10	8.9	3/9/2022 12:10	24.5	0.0	15.6
3/9/2022 12:20	9.9	3/9/2022 12:20	14.8	0.0	4.9
3/9/2022 12:30	13	3/9/2022 12:30	23.9	0.0	10.9
3/9/2022 12:40	12	3/9/2022 12:40	49.1	0.0	37.1
3/9/2022 12:50	12.7	3/9/2022 12:50	34.7	0.0	22
3/9/2022 13:00	12.1	3/9/2022 13:00	12	0.0	-0.1
3/9/2022 13:10	10.3	3/9/2022 13:10	21.9	0.0	11.6
3/9/2022 13:20	8.8	3/9/2022 13:20	12	0.0	3.2
3/9/2022 13:30	8.6	3/9/2022 13:30	17.2	0.0	8.6
3/9/2022 13:40	6.4	3/9/2022 13:40	10.2	0.0	3.8
3/9/2022 13:50	6.8	3/9/2022 13:50	9.4	0.0	2.6
3/9/2022 14:00	4.7	3/9/2022 14:00	10.9	0.0	6.2
3/9/2022 14:10	4.8	3/9/2022 14:10	6	0.0	1.2
3/9/2022 14:20	7.6	3/9/2022 14:20	16.2	0.0	8.6
3/9/2022 14:30	8.3	3/9/2022 14:30	8.6	0.0	0.3
3/9/2022 14:40	5.9	3/9/2022 14:40	5	0.0	-0.9
3/9/2022 14:50	5.7	3/9/2022 14:50	6.5	0.0	0.8
3/9/2022 15:00	6.9	3/9/2022 15:00	9	0.0	2.1
3/9/2022 15:10	6.7	3/9/2022 15:10	10	0.0	3.3
				0.0	0
				0.0	0
				0.0	0
				0.0	0
					0
					0
					0
					0

*****Particulate Threshold PM 10 15minute average = 100µg/m³ above background***

BRYDGES ENGINEERING
IN ENVIRONMENT AND ENERGY, DPC

Site Name: Pilgrim Village-Senior Site (915363) **Date:** Wednesday, March 9, 2022

LEGEND

- UW — Dust Monitor Location (Upwind)
- DW — Dust Monitor Location (Downwind)
- Work Location

960 Busti Ave.
Buffalo, New York 14213

DAILY FIELD REPORT

Date:	Thursday, March 10, 2022
Site Name:	Pilgrim Village-Senior Site (915363)
Location:	1100 Michigan Ave., Buffalo
Contractor-Subcontrators:	Kulbacks - Empire Building Diagnostics (EBD)
Weather Conditions:	Partly Cloudy 30 Deg F Wind: SW 5mph

Description of Work Performed:

Empire Building Diagnostics (EBC) is demolishing Bldg #59-65.

Removing foundations for Bldg. #52-58. Stockpiling concrete.

Dust Monitors set up. No indication of dust.

(Use attached sheet for additional work description)

Problems/Observations Noted:
None

Health and Safety Monitoring:
None

Contractor Work Force:	Kulbacks: 1 Superintendant 3 operators
	EBD: 1 Supt, 2 Operators, 1 Laborer
Contractor Equipment:	Kulbacks: 2 excavators, 2 dozers, 1 skidsteer, 2 rollers
	EBD: 2 excavators
Attachments:	Daily Photolog, Air Monitoring Report, Work Location Map
Inspector's Name:	Libby Broderick

Photo Log

Site: Pilgrim Village-Senior Site (915363) **Date:** Thursday, March 10, 2022

Bldg. #59-65 demo. Looking west.

Bldg. #59-65 demo. Looking west.

BRYDGES ENGINEERING
IN ENVIRONMENT AND ENERGY, DPC

Date: Thursday, March 10, 2022

Site Name: Pilgrim Village-Senior Site (915363)

Upwind Data		Downwind Data			Delta
Time	PM10 15min Average (µg/m³)	Time	PM10 15min Average (µg/m³)	VOC 15min Average (ppm)	PM10 15min Average (µg/m³)
3/10/2022 8:00	7.2	3/9/2022 8:50	98.3	0.0	91.1
3/10/2022 8:10	7.5	3/10/2022 8:10	13.6	0.0	6.1
3/10/2022 8:20	11.8	3/10/2022 8:20	14.1	0.0	2.3
3/10/2022 8:30	10.6	3/10/2022 8:30	14.3	0.0	3.7
3/10/2022 8:40	18	3/10/2022 8:40	14.5	0.0	-3.5
3/10/2022 8:50	7.6	3/10/2022 8:50	13	0.0	5.4
3/10/2022 9:00	7.7	3/10/2022 9:00	19.1	0.0	11.4
3/10/2022 9:10	9.6	3/10/2022 9:10	32.4	0.0	22.8
3/10/2022 9:20	11.6	3/10/2022 9:20	38.4	0.0	26.8
3/10/2022 9:30	8.8	3/10/2022 9:30	30.2	0.0	21.4
3/10/2022 9:40	7.4	3/10/2022 9:40	28.6	0.0	21.2
3/10/2022 9:50	7.8	3/10/2022 9:50	25.3	0.0	17.5
3/10/2022 10:00	6.7	3/10/2022 10:00	21.3	0.0	14.6
3/10/2022 10:10	109.8	3/10/2022 10:10	18.9	0.0	-90.9
3/10/2022 10:20	117.5	3/10/2022 10:20	19.1	0.0	-98.4
3/10/2022 10:30	7.5	3/10/2022 10:30	17	0.0	9.5
3/10/2022 10:40	7.6	3/10/2022 10:40	14.5	0.0	6.9
3/10/2022 10:50	18.8	3/10/2022 10:50	16.6	0.0	-2.2
3/10/2022 11:00	20.4	3/10/2022 11:00	10.9	0.0	-9.5
3/10/2022 11:10	6.7	3/10/2022 11:10	12.2	0.0	5.5
3/10/2022 11:20	30.1	3/10/2022 11:20	14.4	0.0	-15.7
3/10/2022 11:30	48.2	3/10/2022 11:30	15.8	0.0	-32.4
3/10/2022 11:40	4.7	3/10/2022 11:40	9	0.0	4.3
3/10/2022 11:50	4	3/10/2022 11:50	8.2	0.0	4.2
3/10/2022 12:00	4.9	3/10/2022 12:00	11.5	0.0	6.6
3/10/2022 12:10	5.4	3/10/2022 12:10	11.5	0.0	6.1
3/10/2022 12:20	7.5	3/10/2022 12:20	8.7	0.0	1.2
3/10/2022 12:30	7.8	3/10/2022 12:30	7.7	0.0	-0.1
3/10/2022 12:40	6.3	3/10/2022 12:40	8.3	0.0	2
3/10/2022 12:50	6.8	3/10/2022 12:50	10.8	0.0	4
3/10/2022 13:00	10.1	3/10/2022 13:00	11.2	0.0	1.1
3/10/2022 13:10	11.8	3/10/2022 13:10	9.1	0.0	-2.7
3/10/2022 13:20	9.8	3/10/2022 13:20	14.3	0.0	4.5
3/10/2022 13:30	10.1	3/10/2022 13:30	30.7	0.0	20.6
3/10/2022 13:40	6.1	3/10/2022 13:40	47.2	0.0	41.1
3/10/2022 13:50	5.1	3/10/2022 13:50	38.6	0.0	33.5
3/10/2022 14:00	5.2	3/10/2022 14:00	15.8	0.0	10.6
3/10/2022 14:10	4.5	3/10/2022 14:10	18.2	0.0	13.7
3/10/2022 14:20	5.2	3/10/2022 14:20	15.3	0.0	10.1
3/10/2022 14:30	8	3/10/2022 14:30	21.9	0.0	13.9
3/10/2022 14:40	7.9	3/10/2022 14:40	16.5	0.0	8.6
3/10/2022 14:50	6.2	3/10/2022 14:50	24.8	0.0	18.6
3/10/2022 15:00	5.2	3/10/2022 15:00	22.4	0.0	17.2
3/10/2022 15:10	6.1	3/10/2022 15:10	9.6	0.0	3.5
3/10/2022 15:20	15.8	3/10/2022 15:20	9.1	0.0	-6.7
3/10/2022 15:30	28.1				-28.1
					0

*****Particulate Threshold PM 10 15minute average = 100µg/m³ above background***

BRYDGES ENGINEERING
IN ENVIRONMENT AND ENERGY, DPC

Site Name: Pilgrim Village-Senior Site (915363) **Date:** Thursday, March 10, 2022

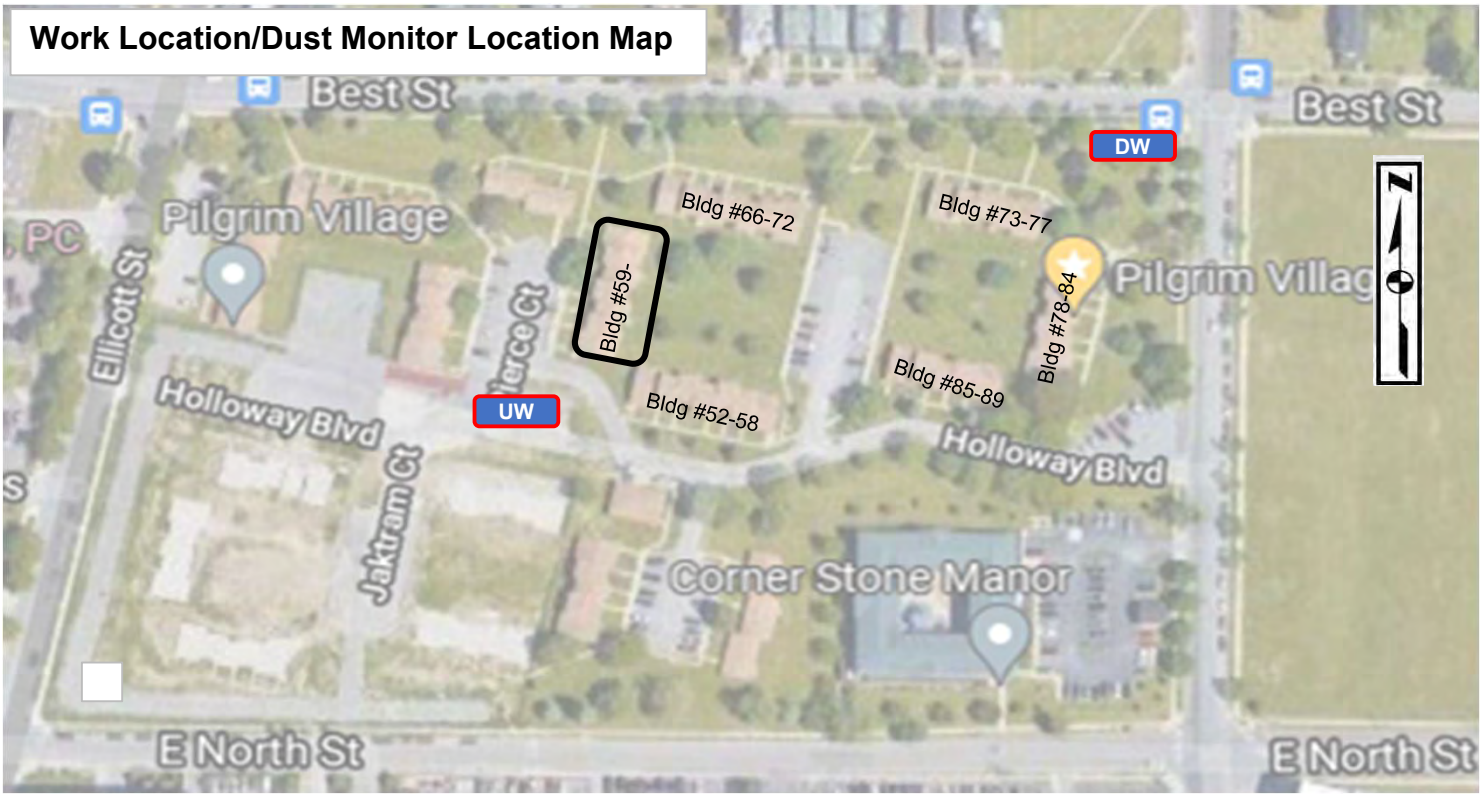

LEGEND

- UW — Dust Monitor Location (Upwind)
- DW — Dust Monitor Location (Downwind)
- Work Location

BRYDGES ENGINEERING
IN ENVIRONMENT AND ENERGY, DPC

960 Busti Ave.
Buffalo, New York 14213

DAILY FIELD REPORT

Date:	Friday, March 11, 2022
Site Name:	Pilgrim Village-Senior Site (915363)
Location:	1100 Michigan Ave., Buffalo
Contractor-Subcontrators:	Kulbacks - Empire Building Diagnostics (EBD)
Weather Conditions:	Overcast 30 Deg F Wind: E 8mph

Description of Work Performed:

Empire Building Diagnostics (EBC) finished demolishing Bldg #59-65.

Vertical portion of Bldg. #59-65 is down. Foundations remain.

Dust Monitors set up. No indication of dust.

(Use attached sheet for additional work description)

Problems/Observations Noted:
None

Health and Safety Monitoring:
None

Contractor Work Force:	Kulbacks: 1 Superintendant 3 operators
	EBD: 1 Supt, 2 Operators, 1 Laborer
Contractor Equipment:	Kulbacks: 2 excavators, 2 dozers, 1 skidsteer, 2 rollers
	EBD: 2 excavators
Attachments:	Daily Photolog, Air Monitoring Report, Work Location Map
Inspector's Name:	Libby Broderick

Photo Log

Site: **Pilgrim Village-Senior Site (915363)** **Date:** **Friday, March 11, 2022**

Bldg. #59-65 demo. Looking northwest.

Bldg. #59-65 demo. Looking north.

BRYDGES ENGINEERING
IN ENVIRONMENT AND ENERGY, DPC

Date: Friday, March 11, 2022

Site Name: Pilgrim Village-Senior Site (915363)

Upwind Data		Downwind Data			Delta
Time	PM10 15min Average (µg/m³)	Time	PM10 15min Average (µg/m³)	VOC 15min Average (ppm)	PM10 15min Average (µg/m³)
3/11/2022 8:10	7.3	3/11/2022 8:10	31.7	0.0	24.4
3/11/2022 8:20	6.7	3/11/2022 8:20	27.5	0.0	20.8
3/11/2022 8:30	3.6	3/11/2022 8:30	25.3	0.0	21.7
3/11/2022 8:40	7.8	3/11/2022 8:40	42.6	0.0	34.8
3/11/2022 8:50	9.1	3/11/2022 8:50	64.9	0.0	55.8
3/11/2022 9:00	8.2	3/11/2022 9:00	83.8	0.0	75.6
3/11/2022 9:10	9.9	3/11/2022 9:10	34.4	0.0	24.5
3/11/2022 9:20	12.4	3/11/2022 9:20	19.1	0.0	6.7
3/11/2022 9:30	9.5	3/11/2022 9:30	17.2	0.0	7.7
3/11/2022 9:40	13.1	3/11/2022 9:40	24.2	0.0	11.1
3/11/2022 9:50	14.6	3/11/2022 9:50	28.2	0.0	13.6
3/11/2022 10:00	11.3	3/11/2022 10:00	44.8	0.0	33.5
3/11/2022 10:10	15.8	3/11/2022 10:10	66.2	0.0	50.4
3/11/2022 10:20	17.1	3/11/2022 10:20	48.3	0.0	31.2
3/11/2022 10:30	32.1	3/11/2022 10:30	124.6	0.0	92.5
3/11/2022 10:40	33.1	3/11/2022 10:40	175.5	0.0	142.4
3/11/2022 10:50	25.2	3/11/2022 10:50	64.8	0.0	39.6
3/11/2022 11:00	24.3	3/11/2022 11:00	113.7	0.0	89.4
3/11/2022 11:10	58.1	3/11/2022 11:10	74.6	0.0	16.5
3/11/2022 11:20	52.8	3/11/2022 11:20	13.5	0.0	-39.3
3/11/2022 11:30	85	3/11/2022 11:30	12.7	0.0	-72.3
3/11/2022 11:40	88.5	3/11/2022 11:40	14.4	0.0	-74.1
3/11/2022 11:50	32.6	3/11/2022 11:50	12.5	0.0	-20.1
3/11/2022 12:00	23.9	3/11/2022 12:00	17.4	0.0	-6.5
3/11/2022 12:10	47	3/11/2022 12:10	17.7	0.0	-29.3
3/11/2022 12:20	72.1	3/11/2022 12:20	12.3	0.0	-59.8
3/11/2022 12:30	55.8	3/11/2022 12:30	13	0.0	-42.8
3/11/2022 12:40	41.7	3/11/2022 12:40	11.8	0.0	-29.9
3/11/2022 12:50	48.6	3/11/2022 12:50	11.1	0.0	-37.5
3/11/2022 13:00	35.8	3/11/2022 13:00	12.1	0.0	-23.7
3/11/2022 13:10	16.7	3/11/2022 13:10	14.4	0.0	-2.3
3/11/2022 13:20	15.9	3/11/2022 13:20	14.8	0.0	-1.1
3/11/2022 13:30	21.7	3/11/2022 13:30	16.3	0.0	-5.4
3/11/2022 13:40	26.2	3/11/2022 13:40	14.1	0.0	-12.1
3/11/2022 13:50	14.3	3/11/2022 13:50	12.7	0.0	-1.6
3/11/2022 14:00	17.1	3/11/2022 14:00	13.9	0.0	-3.2
3/11/2022 14:10	13.6	3/11/2022 14:10	14.5	0.0	0.9
3/11/2022 14:20	12.7	3/11/2022 14:20	13.7	0.0	1
3/11/2022 14:30	10.1	3/11/2022 14:30	11.6	0.0	1.5
3/11/2022 14:40	15.4	3/11/2022 14:40	12.1	0.0	-3.3
3/11/2022 14:50	11.2	3/11/2022 14:50	9.7	0.0	-1.5
3/11/2022 15:00	11	3/11/2022 15:00	6.2	0.0	-4.8
					0
					0
					0
					0
					0

*****Particulate Threshold PM 10 15minute average = 100µg/m³ above background***

BRYDGES ENGINEERING
IN ENVIRONMENT AND ENERGY, DPC

Site Name: Pilgrim Village-Senior Site (915363) **Date:** Friday, March 11, 2022

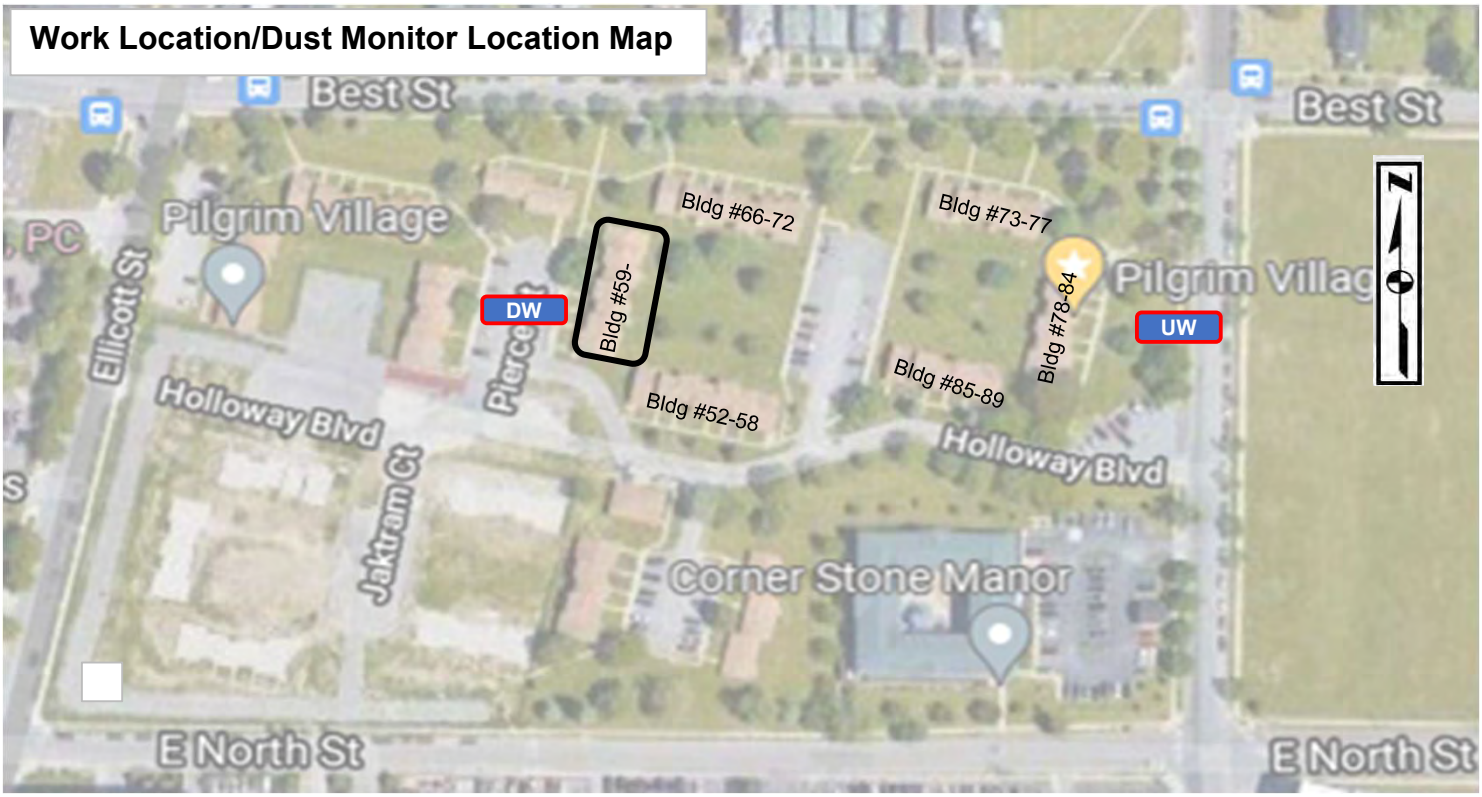

LEGEND

- UW — Dust Monitor Location (Upwind)
- DW — Dust Monitor Location (Downwind)
- Work Location

960 Busti Ave.
Buffalo, New York 14213

DAILY FIELD REPORT

Date:	Monday, March 14, 2022
Site Name:	Pilgrim Village-Senior Site (915363)
Location:	1100 Michigan Ave., Buffalo
Contractor-Subcontrators:	Kulbacks - Empire Building Diagnostics (EBD)
Weather Conditions:	Clear 27 Deg F Wind: S 9mph

Description of Work Performed:

Empire Building Diagnostics (EBC) is loading out nonfriable asbestos containing material to take to Modern landfill.

Vertical portion of Bldg. #59-65 is down. Foundations remain.

Dust Monitors set up. No indication of dust.

(Use attached sheet for additional work description)

Problems/Observations Noted:
None

Health and Safety Monitoring:
None

Contractor Work Force:	Kulbacks: 1 Superintendant 3 operators EBD: 1 Supt, 2 Operators, 1 Laborer
Contractor Equipment:	Kulbacks: 2 excavators, 2 dozers, 1 skidsteer, 2 rollers EBD: 2 excavators
Attachments:	Daily Photolog, Air Monitoring Report, Work Location Map
Inspector's Name:	Libby Broderick

BRYDGES ENGINEERING
IN ENVIRONMENT AND ENERGY, DPC

960 Busti Ave.
Buffalo, New York 14213

DAILY FIELD REPORT

Date:	Monday, March 14, 2022
Site Name:	Pilgrim Village-Senior Site (915363)
Location:	1100 Michigan Ave., Buffalo

Description of Work Performed (cont):

Materials Import/Export

Imported Material:

Material	Truck #		Loads		Amount (Tons)
				Total Stone Delivered (Tons)	0

Exported Material:

Material	Destination	Loads
NFACM	Modern Landfill	6
	Total Material Hauled - Approx. (Tons)	**180**
	Total Material Hauled - Approx. (Tons)	**0**

Photo Log

Site: Pilgrim Village-Senior Site (915363) **Date:** Monday, March 14, 2022

Bldg. #59-65 demo. Looking northwest.

Bldg. #59-65 demo. Looking north.

Bldg. #52-58 was demolished. Only foundations remain.

Bldg. #59-65 was demolished. Only foundations remain.

BRYDGES ENGINEERING
IN ENVIRONMENT AND ENERGY, DPC

Date: Monday, March 14, 2022

Site Name: Pilgrim Village-Senior Site (915363)

Upwind Data		Downwind Data			Delta
Time	PM10 15min Average (µg/m³)	Time	PM10 15min Average (µg/m³)	VOC 15min Average (ppm)	PM10 15min Average (µg/m³)
		3/14/2022 8:10	35.2	0.0	35.2
		3/14/2022 8:20	26.1	0.0	26.1
		3/14/2022 8:30	21.1	0.0	21.1
3/14/2022 8:40	3.5	3/14/2022 8:40	19.4	0.0	15.9
3/14/2022 8:50	4.1	3/14/2022 8:50	18.7	0.0	14.6
3/14/2022 9:00	3.7	3/14/2022 9:00	14.4	0.0	10.7
3/14/2022 9:10	2.1	3/14/2022 9:10	10.4	0.0	8.3
3/14/2022 9:20	7.3	3/14/2022 9:20	11.4	0.0	4.1
3/14/2022 9:30	5.2	3/14/2022 9:30	10.7	0.0	5.5
3/14/2022 9:40	7.4	3/14/2022 9:40	10.5	0.0	3.1
3/14/2022 9:50	8.1	3/14/2022 9:50	7.3	0.0	-0.8
3/14/2022 10:00	6.3	3/14/2022 10:00	6.9	0.0	0.6
3/14/2022 10:10	9.4	3/14/2022 10:10	8.6	0.0	-0.8
3/14/2022 10:20	7.3	3/14/2022 10:20	11.6	0.0	4.3
3/14/2022 10:30	7.5	3/14/2022 10:30	10.3	0.0	2.8
3/14/2022 10:40	7.8	3/14/2022 10:40	8.9	0.0	1.1
3/14/2022 10:50	9	3/14/2022 10:50	10.5	0.0	1.5
3/14/2022 11:00	3.9	3/14/2022 11:00	9.1	0.0	5.2
3/14/2022 11:10	1.4	3/14/2022 11:10	8	0.0	6.6
3/14/2022 11:20	6.7	3/14/2022 11:20	9.1	0.0	2.4
3/14/2022 11:30	5.7	3/14/2022 11:30	10.6	0.0	4.9
3/14/2022 11:40	6.8	3/14/2022 11:40	8.4	0.0	1.6
3/14/2022 11:50	9.4	3/14/2022 11:50	8.6	0.0	-0.8
3/14/2022 12:00	7.8	3/14/2022 12:00	8.4	0.0	0.6
3/14/2022 12:10	8.9	3/14/2022 12:10	7.5	0.0	-1.4
3/14/2022 12:20	9.9	3/14/2022 12:20	9.1	0.0	-0.8
3/14/2022 12:30	13	3/14/2022 12:30	9.8	0.0	-3.2
3/14/2022 12:40	12	3/14/2022 12:40	9.1	0.0	-2.9
3/14/2022 12:50	12.7	3/14/2022 12:50	8.1	0.0	-4.6
3/14/2022 13:00	12.1	3/14/2022 13:00	8.2	0.0	-3.9
3/14/2022 13:10	11.7	3/14/2022 13:10	11.5	0.0	-0.2
3/14/2022 13:20	8.8	3/14/2022 13:20	16	0.0	7.2
3/14/2022 13:30	8.6	3/14/2022 13:30	14.7	0.0	6.1
3/14/2022 13:40	6.4	3/14/2022 13:40	14.7	0.0	8.3
3/14/2022 13:50	6.8	3/14/2022 13:50	12.2	0.0	5.4
3/14/2022 14:00	13.5	3/14/2022 14:00	14.9	0.0	1.4
3/14/2022 14:10	4.8	3/14/2022 14:10	11.4	0.0	6.6
3/14/2022 14:20	7.6	3/14/2022 14:20	17.7	0.0	10.1
3/14/2022 14:30	8.3	3/14/2022 14:30	21.3	0.0	13
3/14/2022 14:40	5.9	3/14/2022 14:40	21.2	0.0	15.3
3/14/2022 14:50	5.7	3/14/2022 14:50	17.8	0.0	12.1
3/14/2022 15:00	7.1	3/14/2022 15:00	16.4	0.0	9.3
3/14/2022 15:10	5.9	3/14/2022 15:10	12.2	0.0	6.3
					0
					0
					0
					0

*****Particulate Threshold PM 10 15minute average = 100µg/m³ above background***

BRYDGES ENGINEERING
IN ENVIRONMENT AND ENERGY, DPC

Site Name: Pilgrim Village-Senior Site (915363) **Date:** Monday, March 14, 2022

LEGEND

- UW — Dust Monitor Location (Upwind)
- DW — Dust Monitor Location (Downwind)
- Work Location

960 Busti Ave.
Buffalo, New York 14213

DAILY FIELD REPORT

Date:	Tuesday, March 15, 2022
Site Name:	Pilgrim Village-Senior Site (915363)
Location:	1100 Michigan Ave., Buffalo
Contractor-Subcontrators:	Kulbacks - Empire Building Diagnostics (EBD)
Weather Conditions:	Clear 35 Deg F Wind: NE 7mph

Description of Work Performed:

Empire Building Diagnostics (EBC) is loading out nonfriable asbestos containing material to take to Modern landfill.

Removing foundations from Bldg. #52-58.

Dust Monitors set up. No indication of dust.

(Use attached sheet for additional work description)

Problems/Observations Noted:
None

Health and Safety Monitoring:
None

Contractor Work Force:	Kulbacks: 1 Superintendant 3 operators
	EBD: 1 Supt, 2 Operators, 1 Laborer
Contractor Equipment:	Kulbacks: 2 excavators, 2 dozers, 1 skidsteer, 2 rollers
	EBD: 2 excavators
Attachments:	Daily Photolog, Air Monitoring Report, Work Location Map
Inspector's Name:	Libby Broderick

BRYDGES ENGINEERING
IN ENVIRONMENT AND ENERGY, DPC

960 Busti Ave.
Buffalo, New York 14213

DAILY FIELD REPORT

Date:	Tuesday, March 15, 2022
Site Name:	Pilgrim Village-Senior Site (915363)
Location:	1100 Michigan Ave., Buffalo

Description of Work Performed (cont):

Materials Import/Export

Imported Material:

Material	Truck #		Loads		Amount (Tons)
				Total Stone Delivered (Tons)	0

Exported Material:

Material	Destination	Loads
Nonfriable ACM Demo Debris	Modern Landfill	6
	Total Material Hauled - Approx. (Tons)	**240**
	Total Material Hauled - Approx. (Tons)	**0**

Photo Log

Site: **Pilgrim Village-Senior Site (915363)** **Date:** **Tuesday, March 15, 2022**

Foundations from Bldg. #52-58. Looking west.

Bldg. #59-65 demo. Looking west.

BRYDGES ENGINEERING
IN ENVIRONMENT AND ENERGY, DPC

Date: Tuesday, March 15, 2022

Site Name: Pilgrim Village-Senior Site (915363)

Upwind Data		Downwind Data			Delta
Time	PM10 15min Average (µg/m³)	Time	PM10 15min Average (µg/m³)	VOC 15min Average (ppm)	PM10 15min Average (µg/m³)
				0.0	0
		3/15/2022 8:20	57.7	0.0	57.7
		3/15/2022 8:30	160.2	0.0	160.2
		3/15/2022 8:40	47.2	0.0	47.2
		3/15/2022 8:50	57.2	0.0	57.2
		3/15/2022 9:00	28.1	0.0	28.1
3/15/2022 9:10	5.5	3/15/2022 9:10	33.3	0.0	27.8
3/15/2022 9:20	7.3	3/15/2022 9:20	35.4	0.0	28.1
3/15/2022 9:30	5.9	3/15/2022 9:30	15.8	0.0	9.9
3/15/2022 9:40	7.4	3/15/2022 9:40	15.1	0.0	7.7
3/15/2022 9:50	9.2	3/15/2022 9:50	17.3	0.0	8.1
3/15/2022 10:00	6.3	3/15/2022 10:00	16.1	0.0	9.8
3/15/2022 10:10	9.4	3/15/2022 10:10	36.2	0.0	26.8
3/15/2022 10:20	7.7	3/15/2022 10:20	72.1	0.0	64.4
3/15/2022 10:30	7.5	3/15/2022 10:30	52.8	0.0	45.3
3/15/2022 10:40	7.8	3/15/2022 10:40	50.8	0.0	43
3/15/2022 10:50	3.8	3/15/2022 10:50	79.8	0.0	76
3/15/2022 11:00	3.9	3/15/2022 11:00	70.5	0.0	66.6
3/15/2022 11:10	1.4	3/15/2022 11:10	29.6	0.0	28.2
3/15/2022 11:20	9.4	3/15/2022 11:20	23.2	0.0	13.8
3/15/2022 11:30	5.7	3/15/2022 11:30	21.7	0.0	16
3/15/2022 11:40	6.8	3/15/2022 11:40	41	0.0	34.2
3/15/2022 11:50	9.4	3/15/2022 11:50	134.9	0.0	125.5
3/15/2022 12:00	12.5	3/15/2022 12:00	99.1	0.0	86.6
3/15/2022 12:10	14.6	3/15/2022 12:10	18.8	0.0	4.2
3/15/2022 12:20	18.4	3/15/2022 12:20	15	0.0	-3.4
3/15/2022 12:30	13.1	3/15/2022 12:30	13	0.0	-0.1
3/15/2022 12:40	12	3/15/2022 12:40	14	0.0	2
3/15/2022 12:50	12.7	3/15/2022 12:50	17.3	0.0	4.6
3/15/2022 13:00	12.1	3/15/2022 13:00	24.4	0.0	12.3
3/15/2022 13:10	11.1	3/15/2022 13:10	19.2	0.0	8.1
3/15/2022 13:20	8.8	3/15/2022 13:20	21.4	0.0	12.6
3/15/2022 13:30	14.5	3/15/2022 13:30	37.4	0.0	22.9
3/15/2022 13:40	6.4	3/15/2022 13:40	30.7	0.0	24.3
3/15/2022 13:50	6.8	3/15/2022 13:50	41.3	0.0	34.5
3/15/2022 14:00	13.5	3/15/2022 14:00	99.6	0.0	86.1
3/15/2022 14:10	4.8	3/15/2022 14:10	72.6	0.0	67.8
3/15/2022 14:20	11.4	3/15/2022 14:20	46.1	0.0	34.7
3/15/2022 14:30	19.2	3/15/2022 14:30	30.6	0.0	11.4
3/15/2022 14:40	16.1	3/15/2022 14:40	64.5	0.0	48.4
3/15/2022 14:50	17.8	3/15/2022 14:50	114.9	0.0	97.1
3/15/2022 15:00	25.8	3/15/2022 15:00	172	0.0	146.2
3/15/2022 15:10	18.8	3/15/2022 15:10	125.2		106.4
		3/15/2022 15:20	77.9		77.9
		3/15/2022 15:30	35		35
					0
					0

*****Particulate Threshold PM 10 15minute average = 100µg/m³ above background***

BRYDGES ENGINEERING
IN ENVIRONMENT AND ENERGY, DPC

Site Name: Pilgrim Village-Senior Site (915363) **Date:** Tuesday, March 15, 2022

LEGEND

- UW — Dust Monitor Location (Upwind)
- DW — Dust Monitor Location (Downwind)
- Work Location

960 Busti Ave.
Buffalo, New York 14213

DAILY FIELD REPORT

Date:	Wednesday, March 16, 2022
Site Name:	Pilgrim Village-Senior Site (915363)
Location:	1100 Michigan Ave., Buffalo
Contractor-Subcontrators:	Kulbacks - Empire Building Diagnostics (EBD)
Weather Conditions:	Fog 27 Deg F Wind: Calm

Description of Work Performed:

Removing foundations of Bldg. #52-58.

Began demolition on Bldg #66-72.

Due to the lack of wind, dust monitors were not set up. No indication of dust.

(Use attached sheet for additional work description)

Problems/Observations Noted:
None

Health and Safety Monitoring:
None

Contractor Work Force:	Kulbacks: 1 Superintendant 3 operators
	EBD: 1 Supt, 2 Operators, 1 Laborer
Contractor Equipment:	Kulbacks: 2 excavators, 2 dozers, 1 skidsteer, 2 rollers
	EBD: 2 excavators
Attachments:	Daily Photolog, Air Monitoring Report, Work Location Map
Inspector's Name:	Libby Broderick

Photo Log

Site: Pilgrim Village-Senior Site (915363) **Date:** Wednesday, March 16, 2022

960 Busti Ave.
Buffalo, New York 14213

DAILY FIELD REPORT

Date:	Thursday, March 17, 2022
Site Name:	Pilgrim Village-Senior Site (915363)
Location:	1100 Michigan Ave., Buffalo
Contractor-Subcontrators:	Kulbacks - Empire Building Diagnostics (EBD)
Weather Conditions:	Clear 27 Deg F Wind: S 9mph

Description of Work Performed:

continue demo on north boundary of senior lot

2 loads of demo materail hauled off site

(Use attached sheet for additional work description)

Problems/Observations Noted:
None

Health and Safety Monitoring:
None

Contractor Work Force:	Kulbacks: 1 Superintendant 3 operators EBD: 1 Supt, 2 Operators, 1 Laborer
Contractor Equipment:	Kulbacks: 2 excavators, 2 dozers, 1 skidsteer, 2 rollers EBD: 2 excavators
Attachments:	Daily Photolog, Air Monitoring Report, Work Location Map
Inspector's Name:	Libby Broderick

Photo Log

Site: Pilgrim Village-Senior Site (915363) **Date:** Thursday, March 17, 2022

demolition of Building #66-72

demo material on eastern boundary

BRYDGES ENGINEERING
IN ENVIRONMENT AND ENERGY, DPC

Date: Thursday, March 17, 2022

Site Name: Pilgrim Village-Senior Site (915363)

Upwind Data		Downwind Data			Delta
Time	PM10 15min Average (µg/m³)	Time	PM10 15min Average (µg/m³)	VOC 15min Average (ppm)	PM10 15min Average (µg/m³)
		3/17/2022 8:30	82.6	0.0	82.6
		3/17/2022 8:40	68.9	0.0	68.9
		3/17/2022 8:50	49.6	0.0	49.6
3/17/2022 9:00	33.2	3/17/2022 9:00	52	0.0	18.8
3/17/2022 9:10	49	3/17/2022 9:10	69.8	0.0	20.8
3/17/2022 9:20	34.3	3/17/2022 9:20	46.2	0.0	11.9
3/17/2022 9:30	24.8	3/17/2022 9:30	35.2	0.0	10.4
3/17/2022 9:40	22.7	3/17/2022 9:40	29.8	0.0	7.1
3/17/2022 9:50	22.4	3/17/2022 9:50	29.9	0.0	7.5
3/17/2022 10:00	22.6	3/17/2022 10:00	33.7	0.0	11.1
3/17/2022 10:10	21.6	3/17/2022 10:10	40.8	0.0	19.2
3/17/2022 10:20	19.1	3/17/2022 10:20	38.9	0.0	19.8
3/17/2022 10:30	16.5	3/17/2022 10:30	27.1	0.0	10.6
3/17/2022 10:40	12.5	3/17/2022 10:40	16.1	0.0	3.6
3/17/2022 10:50	11.5	3/17/2022 10:50	16.8	0.0	5.3
3/17/2022 11:00	9.5	3/17/2022 11:00	16.6	0.0	7.1
3/17/2022 11:10	19.7	3/17/2022 11:10	40	0.0	20.3
3/17/2022 11:20	32.9	3/17/2022 11:20	133.2	0.0	100.3
3/17/2022 11:30	29.7	3/17/2022 11:30	121	0.0	91.3
3/17/2022 11:40	32.5	3/17/2022 11:40	128.6	0.0	96.1
3/17/2022 11:50	33.1	3/17/2022 11:50	134.4	0.0	101.3
3/17/2022 12:00	28.4	3/17/2022 12:00	141.7	0.0	113.3
3/17/2022 12:10	29.9	3/17/2022 12:10	128.6	0.0	98.7
3/17/2022 12:20	27.2	3/17/2022 12:20	19.8	0.0	-7.4
3/17/2022 12:30	19.6	3/17/2022 12:30	13.4	0.0	-6.2
3/17/2022 12:40	17.5	3/17/2022 12:40	13.3	0.0	-4.2
3/17/2022 12:50	12.1	3/17/2022 12:50	12.9	0.0	0.8
3/17/2022 13:00	16.5	3/17/2022 13:00	21.8	0.0	5.3
3/17/2022 13:10	14.6	3/17/2022 13:10	24.9	0.0	10.3
3/17/2022 13:20	7.9	3/17/2022 13:20	14.1	0.0	6.2
3/17/2022 13:30	28.2	3/17/2022 13:30	49.3	0.0	21.1
3/17/2022 13:40	42.1	3/17/2022 13:40	154.6	0.0	112.5
3/17/2022 13:50	58.9	3/17/2022 13:50	199	0.0	140.1
3/17/2022 14:00	72	3/17/2022 14:00	165.6	0.0	93.6
3/17/2022 14:10	82.1	3/17/2022 14:10	179.4	0.0	97.3
3/17/2022 14:20	34.1	3/17/2022 14:20	103.3	0.0	69.2
		3/17/2022 14:30	54.6	0.0	54.6
		3/17/2022 14:40	20.9	0.0	20.9
		3/17/2022 14:50	63.3	0.0	63.3
					0
					0
					0
					0
					0
					0
					0
					0

*****Particulate Threshold PM 10 15minute average = 100µg/m³ above background***

BRYDGES ENGINEERING
IN ENVIRONMENT AND ENERGY, DPC

Site Name: Pilgrim Village-Senior Site (915363) **Date:** Thursday, March 17, 2022

LEGEND

- UW — Dust Monitor Location (Upwind)
- DW — Dust Monitor Location (Downwind)
- Work Location

960 Busti Ave.
Buffalo, New York 14213

DAILY FIELD REPORT

Date:	Friday, March 18, 2022
Site Name:	Pilgrim Village-Senior Site (915363)
Location:	1100 Michigan Ave., Buffalo
Contractor-Subcontrators:	Kulbacks - Empire Building Diagnostics (EBD)
Weather Conditions:	Cloudy 45 Deg F Wind: S 7mph

Description of Work Performed:

continue demo on north boundary of senior lot

crew continues demo of foundation on Building #66-72

dust monitors running, but no indication of dust.

(Use attached sheet for additional work description)

Problems/Observations Noted:
None

Health and Safety Monitoring:
None

Contractor Work Force:	Kulbacks: 1 Superintendant 3 operators EBD: 1 Supt, 2 Operators, 1 Laborer
Contractor Equipment:	Kulbacks: 2 excavators, 2 dozers, 1 skidsteer, 2 rollers EBD: 2 excavators
Attachments:	Daily Photolog, Air Monitoring Report, Work Location Map
Inspector's Name:	Jesse Zientek

Photo Log

Site: **Pilgrim Village-Senior Site (915363)** **Date:** **Friday, March 18, 2022**

demolition of Building #66-72

BRYDGES ENGINEERING
IN ENVIRONMENT AND ENERGY, DPC

Date: Friday, March 18, 2022

Site Name: Pilgrim Village-Senior Site (915363)

Upwind Data		Downwind Data			Delta
Time	PM10 15min Average (µg/m³)	Time	PM10 15min Average (µg/m³)	VOC 15min Average (ppm)	PM10 15min Average (µg/m³)
		3/18/2022 8:30	51.9	0.0	51.9
		3/18/2022 8:40	44.6	0.0	44.6
3/18/2022 8:50	24.8	3/18/2022 8:50	47.5	0.0	22.7
3/18/2022 9:00	22.2	3/18/2022 9:00	154.8	0.0	132.6
3/18/2022 9:10	31.3	3/18/2022 9:10	52.6	0.0	21.3
3/18/2022 9:20	19.6	3/18/2022 9:20	34.6	0.0	15
3/18/2022 9:30	13.3	3/18/2022 9:30	34.1	0.0	20.8
3/18/2022 9:40	13.5	3/18/2022 9:40	29.2	0.0	15.7
3/18/2022 9:50	11	3/18/2022 9:50	49	0.0	38
3/18/2022 10:00	11.6	3/18/2022 10:00	74.2	0.0	62.6
3/18/2022 10:10	12.2	3/18/2022 10:10	45.8	0.0	33.6
3/18/2022 10:20	9.6	3/18/2022 10:20	26.5	0.0	16.9
3/18/2022 10:30	13.6	3/18/2022 10:30	44	0.0	30.4
3/18/2022 10:40	9.9	3/18/2022 10:40	41.3	0.0	31.4
3/18/2022 10:50	10.5	3/18/2022 10:50	17	0.0	6.5
3/18/2022 11:00	11.1	3/18/2022 11:00	46.2	0.0	35.1
3/18/2022 11:10	15.3	3/18/2022 11:10	63	0.0	47.7
3/18/2022 11:20	17.9	3/18/2022 11:20	91	0.0	73.1
3/18/2022 11:30	16.8	3/18/2022 11:30	68.1	0.0	51.3
3/18/2022 11:40	9.7	3/18/2022 11:40	27.2	0.0	17.5
3/18/2022 11:50	45.2	3/18/2022 11:50	18.9	0.0	-26.3
3/18/2022 12:00	46	3/18/2022 12:00	18.6	0.0	-27.4
3/18/2022 12:10	10.2	3/18/2022 12:10	25.1	0.0	14.9
3/18/2022 12:20	10.3	3/18/2022 12:20	26	0.0	15.7
3/18/2022 12:30	27.8	3/18/2022 12:30	25	0.0	-2.8
					0
					0
					0
					0
					0
					0
					0
					0
					0
					0
					0
					0
					0
					0
					0
					0
					0
					0
					0
					0
					0
					0

*****Particulate Threshold PM 10 15minute average = 100µg/m³ above background***

BRYDGES ENGINEERING
IN ENVIRONMENT AND ENERGY, DPC

Site Name: Pilgrim Village-Senior Site (915363) **Date:** Friday, March 18, 2022

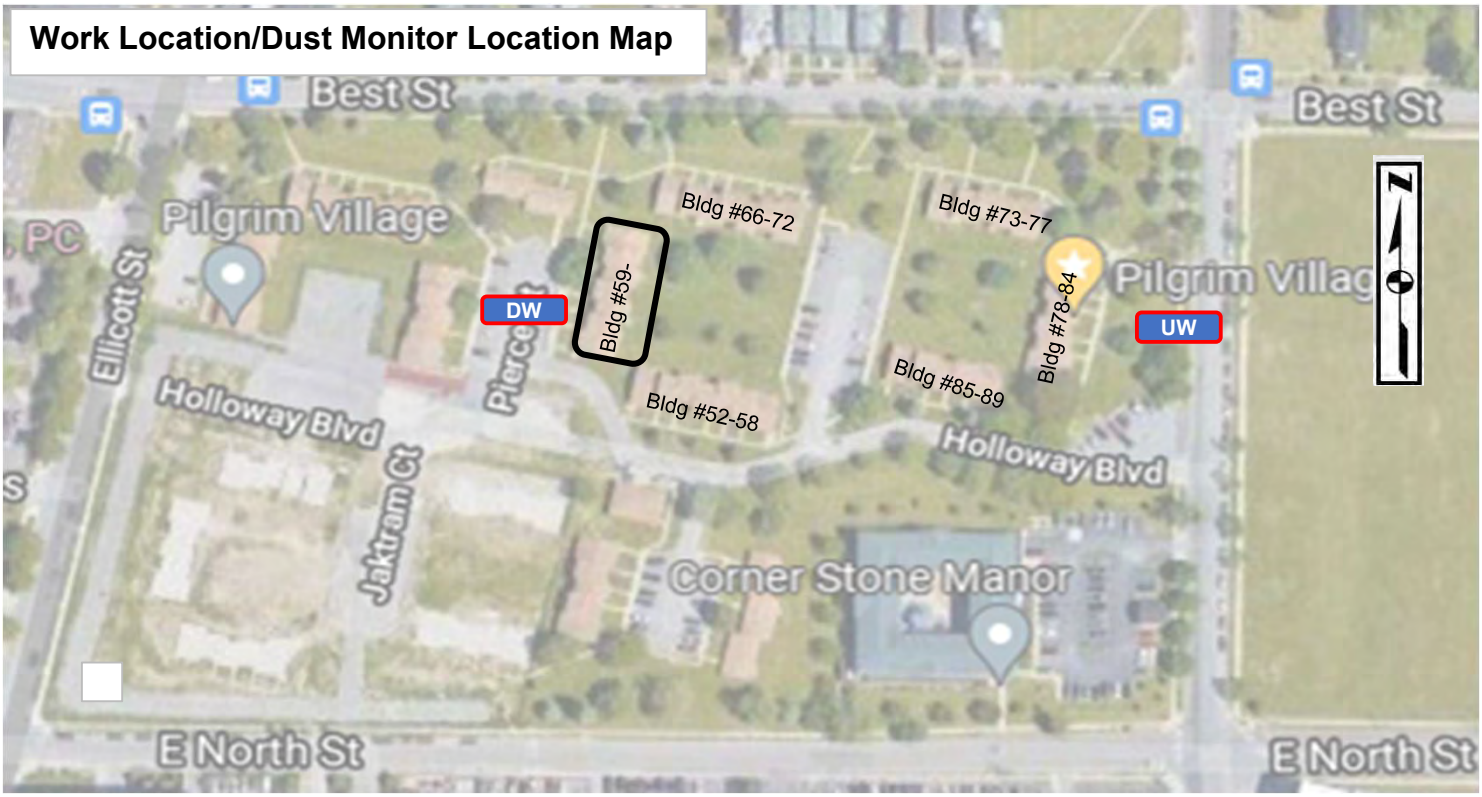

LEGEND

- UW — Dust Monitor Location (Upwind)
- DW — Dust Monitor Location (Downwind)
- Work Location

960 Busti Ave.
Buffalo, New York 14213

DAILY FIELD REPORT

Date:	Monday, March 21, 2022
Site Name:	Pilgrim Village-Senior Site (915363)
Location:	1100 Michigan Ave., Buffalo
Contractor-Subcontrators:	Kulbacks - Empire Building Diagnostics (EBD)
Weather Conditions:	Cloudy 35 Deg F Wind: SW 8mph

Description of Work Performed:

continue demo on north boundary of senior lot

crew continues demo of Building #66-72

(Use attached sheet for additional work description)

Problems/Observations Noted:
upwind air monitor failed to start

Health and Safety Monitoring:
None

Contractor Work Force:	Kulbacks: 1 Superintendant 3 operators
	EBD: 1 Supt, 2 Operators, 1 Laborer
Contractor Equipment:	Kulbacks: 2 excavators, 2 dozers, 1 skidsteer, 2 rollers
	EBD: 2 excavators
Attachments:	Daily Photolog, Air Monitoring Report, Work Location Map
Inspector's Name:	Jesse Zientek

960 Busti Ave.
Buffalo, New York 14213

DAILY FIELD REPORT

Date:	Monday, March 21, 2022
Site Name:	Pilgrim Village-Senior Site (915363)
Location:	1100 Michigan Ave., Buffalo

Description of Work Performed (cont):

Materials Import/Export

Imported Material:

Material	Truck #		Loads		Amount (Tons)
				Total Stone Delivered (Tons)	0

Exported Material:

Material	Destination	Loads
	Total Material Hauled - Approx. (Tons)	**0**
	Total Material Hauled - Approx. (Tons)	**0**

Photo Log

Site: Pilgrim Village-Senior Site (915363) **Date:** Monday, March 21, 2022

demolition of Building #66-72

BRYDGES ENGINEERING
IN ENVIRONMENT AND ENERGY, DPC

Date: Monday, March 21, 2022

Site Name: Pilgrim Village-Senior Site (915363)

Upwind Data		Downwind Data			Delta
Time	PM10 15min Average (µg/m³)	Time	PM10 15min Average (µg/m³)	VOC 15min Average (ppm)	PM10 15min Average (µg/m³)
					0
3/21/2022 8:20	2.4			0.0	-2.4
3/21/2022 8:30	2.7			0.0	-2.7
3/21/2022 8:40	2.7			0.0	-2.7
3/21/2022 8:50	3	3/21/2022 8:50	6.1	0.0	3.1
3/21/2022 9:00	3	3/21/2022 9:00	3.5	0.0	0.5
3/21/2022 9:10	3.6	3/21/2022 9:10	4.5	0.0	0.9
3/21/2022 9:20	3.6	3/21/2022 9:20	7.3	0.0	3.7
3/21/2022 9:30	3.4	3/21/2022 9:30	5.9	0.0	2.5
3/21/2022 9:40	4.2	3/21/2022 9:40	7.4	0.0	3.2
3/21/2022 9:50	5.1	3/21/2022 9:50	9.2	0.0	4.1
3/21/2022 10:00	3.7	3/21/2022 10:00	7.2	0.0	3.5
3/21/2022 10:10	3.2	3/21/2022 10:10	9.4	0.0	6.2
3/21/2022 10:20	3.5	3/21/2022 10:20	7.7	0.0	4.2
3/21/2022 10:30	4.1	3/21/2022 10:30	7.5	0.0	3.4
3/21/2022 10:40	3.3	3/21/2022 10:40	7.8	0.0	4.5
3/21/2022 10:50	2.3	3/21/2022 10:50	5.1	0.0	2.8
3/21/2022 11:00	2.3	3/21/2022 11:00	7.2	0.0	4.9
3/21/2022 11:10	2.7	3/21/2022 11:10	1.4	0.0	-1.3
3/21/2022 11:20	2.6	3/21/2022 11:20	9.4	0.0	6.8
3/21/2022 11:30	3.2	3/21/2022 11:30	5.7	0.0	2.5
3/21/2022 11:40	3.6	3/21/2022 11:40	6.8	0.0	3.2
3/21/2022 11:50	4.8	3/21/2022 11:50	11.1	0.0	6.3
3/21/2022 12:00	2.8	3/21/2022 12:00	12.5	0.0	9.7
3/21/2022 12:10	3	3/21/2022 12:10	14.6	0.0	11.6
3/21/2022 12:20	3.6	3/21/2022 12:20	19.4	0.0	15.8
3/21/2022 12:30	7.3	3/21/2022 12:30	13.1	0.0	5.8
3/21/2022 12:40	6.9	3/21/2022 12:40	12.6	0.0	5.7
3/21/2022 12:50	2.8	3/21/2022 12:50	12.7	0.0	9.9
3/21/2022 13:00	2.6	3/21/2022 13:00	10.9	0.0	8.3
3/21/2022 13:10	3	3/21/2022 13:10	11.1	0.0	8.1
3/21/2022 13:20	3.3	3/21/2022 13:20	8.8	0.0	5.5
3/21/2022 13:30	4.2	3/21/2022 13:30	9.1	0.0	4.9
3/21/2022 13:40	4.8	3/21/2022 13:40	6.4	0.0	1.6
3/21/2022 13:50	7.8	3/21/2022 13:50	6.8	0.0	-1
3/21/2022 14:00	7.2	3/21/2022 14:00	13.5	0.0	6.3
3/21/2022 14:10	8.1	3/21/2022 14:10	4.8	0.0	-3.3
3/21/2022 14:20	11	3/21/2022 14:20	7.6	0.0	-3.4
3/21/2022 14:30	6.3	3/21/2022 14:30	8.3	0.0	2
3/21/2022 14:40	5.4	3/21/2022 14:40	5.9	0.0	0.5
3/21/2022 14:50	3.1	3/21/2022 14:50	9.8	0.0	6.7
		3/21/2022 15:00	7.3	0.0	7.3
		3/21/2022 15:10	5.2	0.0	5.2
					0
					0
					0
					0

*****Particulate Threshold PM 10 15minute average = 100µg/m³ above background***

BRYDGES ENGINEERING
IN ENVIRONMENT AND ENERGY, DPC

Site Name: Pilgrim Village-Senior Site (915363) **Date:** Monday, March 21, 2022

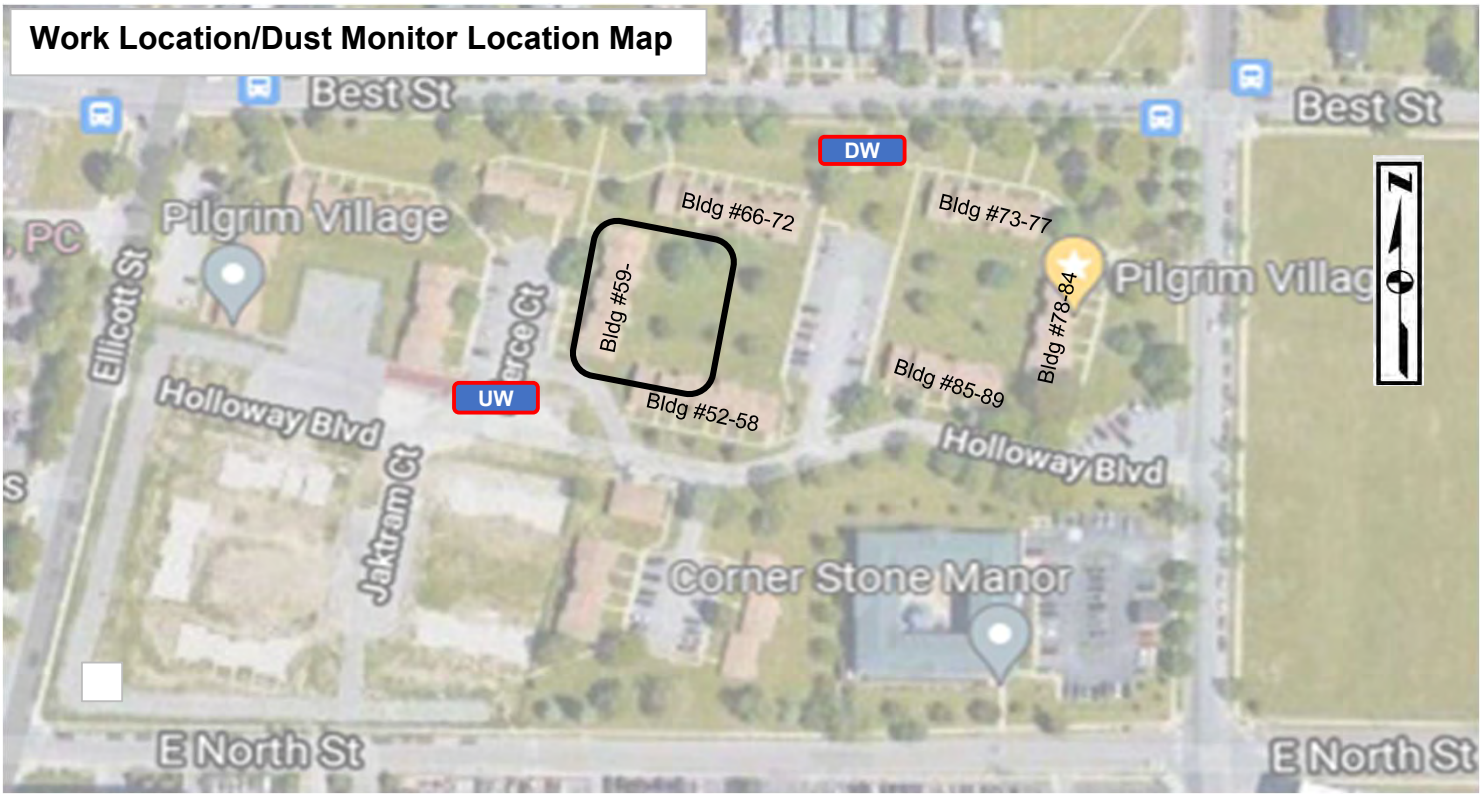

LEGEND

- UW — Dust Monitor Location (Upwind)
- DW — Dust Monitor Location (Downwind)
- Work Location

BRYDGES ENGINEERING
IN ENVIRONMENT AND ENERGY, DPC

960 Busti Ave.
Buffalo, New York 14213

DAILY FIELD REPORT

Date:	Tuesday, March 22, 2022
Site Name:	Pilgrim Village-Senior Site (915363)
Location:	1100 Michigan Ave., Buffalo
Contractor-Subcontrators:	Kulbacks - Empire Building Diagnostics (EBD)
Weather Conditions:	Cloudy 40 Deg F Wind: NE 7mph

Description of Work Performed:

Crew working on demo on north boundary of senior lot.

Crew working on demo of foundation on Building #66-72.

Dust monitors on while active excavaion is taking place. No indication of dust.

(Use attached sheet for additional work description)

Problems/Observations Noted:
None

Health and Safety Monitoring:
None

Contractor Work Force:	Kulbacks: 1 Superintendant 3 operators
	EBD: 1 Supt, 2 Operators, 1 Laborer
Contractor Equipment:	Kulbacks: 2 excavators, 2 dozers, 1 skidsteer, 2 rollers
	EBD: 2 excavators
Attachments:	Daily Photolog, Air Monitoring Report, Work Location Map
Inspector's Name:	Jesse Zientek

960 Busti Ave.
Buffalo, New York 14213

DAILY FIELD REPORT

Date:	Tuesday, March 22, 2022
Site Name:	Pilgrim Village-Senior Site (915363)
Location:	1100 Michigan Ave., Buffalo

Description of Work Performed (cont):

Materials Import/Export

Imported Material:

Material	Truck #		Loads		Amount (Tons)
			Total Stone Delivered (Tons)		0

Exported Material:

Material	Destination	Loads
	Total Material Hauled - Approx. (Tons)	**0**
	Total Material Hauled - Approx. (Tons)	**0**

Photo Log

Site: **Pilgrim Village-Senior Site (915363)** **Date:** **Tuesday, March 22, 2022**

demolition of Building #66-72

BRYDGES ENGINEERING
IN ENVIRONMENT AND ENERGY, DPC

Date: Tuesday, March 22, 2022

Site Name: Pilgrim Village-Senior Site (915363)

Upwind Data		Downwind Data			Delta
Time	PM10 15min Average (µg/m³)	Time	PM10 15min Average (µg/m³)	VOC 15min Average (ppm)	PM10 15min Average (µg/m³)
3/22/2022 8:30	15.4	3/22/2022 8:30	23.2	0.0	7.8
3/22/2022 8:40	12.2	3/22/2022 8:40	14.5	0.0	2.3
3/22/2022 8:50	11.7	3/22/2022 8:50	21	0.0	9.3
3/22/2022 9:00	11.7	3/22/2022 9:00	27.5	0.0	15.8
3/22/2022 9:10	10.9	3/22/2022 9:10	18.3	0.0	7.4
3/22/2022 9:20	7.4	3/22/2022 9:20	22.6	0.0	15.2
3/22/2022 9:30	7.9	3/22/2022 9:30	21.4	0.0	13.5
3/22/2022 9:40	7.8	3/22/2022 9:40	17.5	0.0	9.7
3/22/2022 9:50	7.3	3/22/2022 9:50	18.9	0.0	11.6
3/22/2022 10:00	4.2	3/22/2022 10:00	20.4	0.0	16.2
3/22/2022 10:10	3.9	3/22/2022 10:10	28.4	0.0	24.5
3/22/2022 10:20	5.5	3/22/2022 10:20	28.2	0.0	22.7
3/22/2022 10:30	4.8	3/22/2022 10:30	20.6	0.0	15.8
3/22/2022 10:40	4	3/22/2022 10:40	14.1	0.0	10.1
3/22/2022 10:50	4	3/22/2022 10:50	18.2	0.0	14.2
3/22/2022 11:00	5	3/22/2022 11:00	19.8	0.0	14.8
3/22/2022 11:10	5.7	3/22/2022 11:10	10.2	0.0	4.5
3/22/2022 11:20	7.7	3/22/2022 11:20	21.4	0.0	13.7
3/22/2022 11:30	7.7	3/22/2022 11:30	24.4	0.0	16.7
3/22/2022 11:40	8.9	3/22/2022 11:40	30.6	0.0	21.7
3/22/2022 11:50	7.5	3/22/2022 11:50	22.1	0.0	14.6
3/22/2022 12:00	40.1	3/22/2022 12:00	15.8	0.0	-24.3
3/22/2022 12:10	92.8	3/22/2022 12:10	17.4	0.0	-75.4
3/22/2022 12:20	22.5	3/22/2022 12:20	12.7	0.0	-9.8
3/22/2022 12:30	6.2	3/22/2022 12:30	13.8	0.0	7.6
3/22/2022 12:40	6.8	3/22/2022 12:40	15.4	0.0	8.6
3/22/2022 12:50	4.1	3/22/2022 12:50	19.4	0.0	15.3
3/22/2022 13:00	4.3	3/22/2022 13:00	21.6	0.0	17.3
3/22/2022 13:10	3.3	3/22/2022 13:10	19.2	0.0	15.9
3/22/2022 13:20	4.4	3/22/2022 13:20	17.1	0.0	12.7
3/22/2022 13:30	3.2	3/22/2022 13:30	13.3	0.0	10.1
3/22/2022 13:40	2.4	3/22/2022 13:40	14.4	0.0	12
3/22/2022 13:50	6.2	3/22/2022 13:50	21.4	0.0	15.2
3/22/2022 14:00	8.3	3/22/2022 14:00	18.2	0.0	9.9
3/22/2022 14:10	13.5	3/22/2022 14:10	11.8	0.0	-1.7
3/22/2022 14:20	3.5	3/22/2022 14:20	11.7	0.0	8.2
3/22/2022 14:30	3.2	3/22/2022 14:30	13.6	0.0	10.4
3/22/2022 14:40	6.1	3/22/2022 14:40	14.5	0.0	8.4
					0
					0
					0
					0
					0
					0
					0
					0
					0

*****Particulate Threshold PM 10 15minute average = 100µg/m³ above background***

BRYDGES ENGINEERING
IN ENVIRONMENT AND ENERGY, DPC

Site Name: Pilgrim Village-Senior Site (915363) **Date:** Tuesday, March 22, 2022

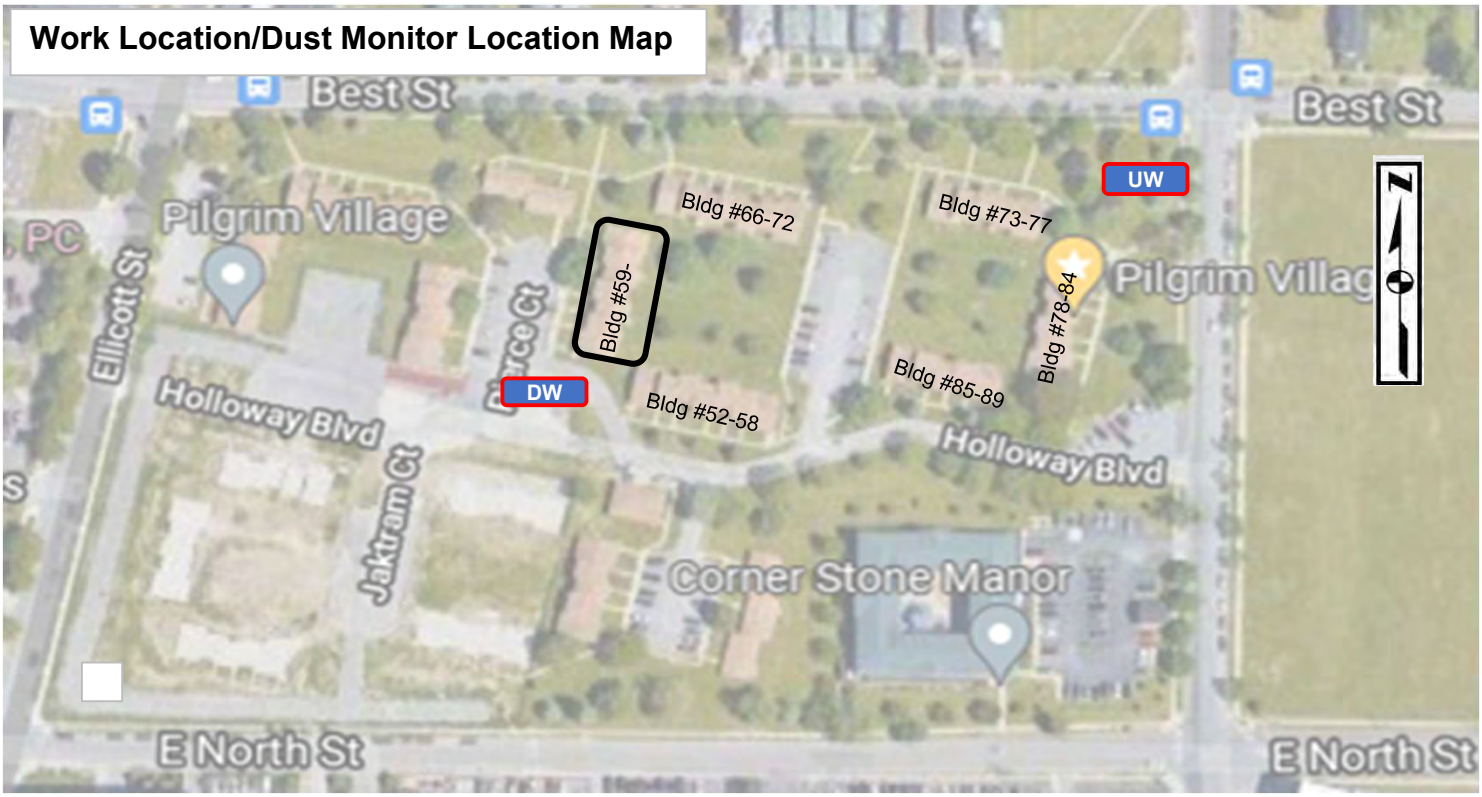

LEGEND

- UW — Dust Monitor Location (Upwind)
- DW — Dust Monitor Location (Downwind)
- Work Location

BRYDGES ENGINEERING
IN ENVIRONMENT AND ENERGY, DPC

960 Busti Ave.
Buffalo, New York 14213

DAILY FIELD REPORT

Date:	Wednesday, March 23, 2022
Site Name:	Pilgrim Village-Senior Site (915363)
Location:	1100 Michigan Ave., Buffalo
Contractor-Subcontrators:	Kulbacks - Empire Building Diagnostics (EBD)
Weather Conditions:	Rain 37 Deg F Wind: E 9mph

Description of Work Performed:

Crew is removing foundations from Bldg. #59-65.

Loading trucks with demo debris from Bldg. #66-72 to haul to Modern Landfill..

Excavating area in betweeen where buildings used to be.

(Use attached sheet for additional work description)

Problems/Observations Noted:
None

Health and Safety Monitoring:
None

Contractor Work Force:	Kulbacks: 1 Superintendant 3 operators
	EBD: 1 Supt, 2 Operators, 1 Laborer
Contractor Equipment:	Kulbacks: 2 excavators, 2 dozers, 1 skidsteer, 2 rollers
	EBD: 2 excavators
Attachments:	Daily Photolog, Air Monitoring Report, Work Location Map
Inspector's Name:	Libby Broderick

960 Busti Ave.
Buffalo, New York 14213

DAILY FIELD REPORT

Date:	Wednesday, March 23, 2022
Site Name:	Pilgrim Village-Senior Site (915363)
Location:	1100 Michigan Ave., Buffalo

Description of Work Performed (cont):

Materials Import/Export

Imported Material:

Material	Truck #		Loads		Amount (Tons)
				Total Stone Delivered (Tons)	0

Exported Material:

Material	Destination	Loads
	Total Material Hauled - Approx. (Tons)	**0**
	Total Material Hauled - Approx. (Tons)	**0**

Photo Log

Site: Pilgrim Village-Senior Site (915363) **Date:** Wednesday, March 23, 2022

Crew loading out concrete debris from Bldg. #52-58. Looking northwest.

Basement of Bldg. #56-62. Looking west.

Concrete debris from foundation demolition. Looking west.

Crew excavating in the center of where the building used to be. Looking north.

BRYDGES ENGINEERING
IN ENVIRONMENT AND ENERGY, DPC

Date: Wednesday, March 23, 2022

Site Name: Pilgrim Village-Senior Site (915363)

Upwind Data		Downwind Data			Delta
Time	PM10 15min Average (µg/m³)	Time	PM10 15min Average (µg/m³)	VOC 15min Average (ppm)	PM10 15min Average (µg/m³)
		3/23/2022 8:30	17.5	0.0	17.5
		3/23/2022 8:40	24.2	0.0	24.2
		3/23/2022 8:50	17.9	0.0	17.9
3/23/2022 9:00	11.3	3/23/2022 9:00	6.4	0.0	-4.9
3/23/2022 9:10	12.6	3/23/2022 9:10	4.8	0.0	-7.8
3/23/2022 9:20	18.4	3/23/2022 9:20	3.7	0.0	-14.7
3/23/2022 9:30	9.8	3/23/2022 9:30	5.8	0.0	-4
3/23/2022 9:40	8.7	3/23/2022 9:40	12.6	0.0	3.9
3/23/2022 9:50	5.3	3/23/2022 9:50	7.1	0.0	1.8
3/23/2022 10:00	7.4	3/23/2022 10:00	18.3	0.0	10.9
3/23/2022 10:10	8.7	3/23/2022 10:10	23.4	0.0	14.7
3/23/2022 10:20	9.1	3/23/2022 10:20	10.4	0.0	1.3
3/23/2022 10:30	7.8	Reboot		0.0	-7.8
3/23/2022 10:40	4.3	Reboot		0.0	-4.3
3/23/2022 10:50	5.3	3/23/2022 10:50	14.2	0.0	8.9
3/23/2022 11:00	7.2	3/23/2022 11:00	20.1	0.0	12.9
3/23/2022 11:10	8.7	3/23/2022 11:10	19.1	0.0	10.4
3/23/2022 11:20	11.4	3/23/2022 11:20	25.6	0.0	14.2
3/23/2022 11:30	12.5	3/23/2022 11:30	48.7	0.0	36.2
3/23/2022 11:40	9.2	3/23/2022 11:40	41	0.0	31.8
3/23/2022 11:50	17.8	3/23/2022 11:50	47.4	0.0	29.6
3/23/2022 12:00	16.4	3/23/2022 12:00	24.2	0.0	7.8
3/23/2022 12:10	15.8	3/23/2022 12:10	21.3	0.0	5.5
3/23/2022 12:20	18.4	3/23/2022 12:20	11.5	0.0	-6.9
3/23/2022 12:30	9.8	3/23/2022 12:30	9.5	0.0	-0.3
3/23/2022 12:40	8.7	3/23/2022 12:40	13	0.0	4.3
3/23/2022 12:50	5.3	3/23/2022 12:50	23.7	0.0	18.4
3/23/2022 13:00	7	3/23/2022 13:00	38.2	0.0	31.2
3/23/2022 13:10	6.7	3/23/2022 13:10	14.8	0.0	8.1
3/23/2022 13:20	9.1	3/23/2022 13:20	7.4	0.0	-1.7
3/23/2022 13:30	7.8	3/23/2022 13:30	6.8	0.0	-1
3/23/2022 13:40	4.3	3/23/2022 13:40	3.9	0.0	-0.4
3/23/2022 13:50	5.3	3/23/2022 13:50	18.6	0.0	13.3
3/23/2022 14:00	4.3	3/23/2022 14:00	12.7	0.0	8.4
3/23/2022 14:10	7.8	3/23/2022 14:10	14.1	0.0	6.3
3/23/2022 14:20	6.1	3/23/2022 14:20	8.9	0.0	2.8
3/23/2022 14:30	6.4	3/23/2022 14:30	9.2	0.0	2.8
3/23/2022 14:40	8.3	3/23/2022 14:40	7.1	0.0	-1.2
3/23/2022 14:50	7.3	3/23/2022 14:50	21.9	0.0	14.6
3/23/2022 15:00	8.2				-8.2
					0
					0
					0
					0
					0
					0
					0

*****Particulate Threshold PM 10 15minute average = 100µg/m³ above background***

BRYDGES ENGINEERING
IN ENVIRONMENT AND ENERGY, DPC

Site Name: Pilgrim Village-Senior Site (915363) **Date:** Wednesday, March 23, 2022

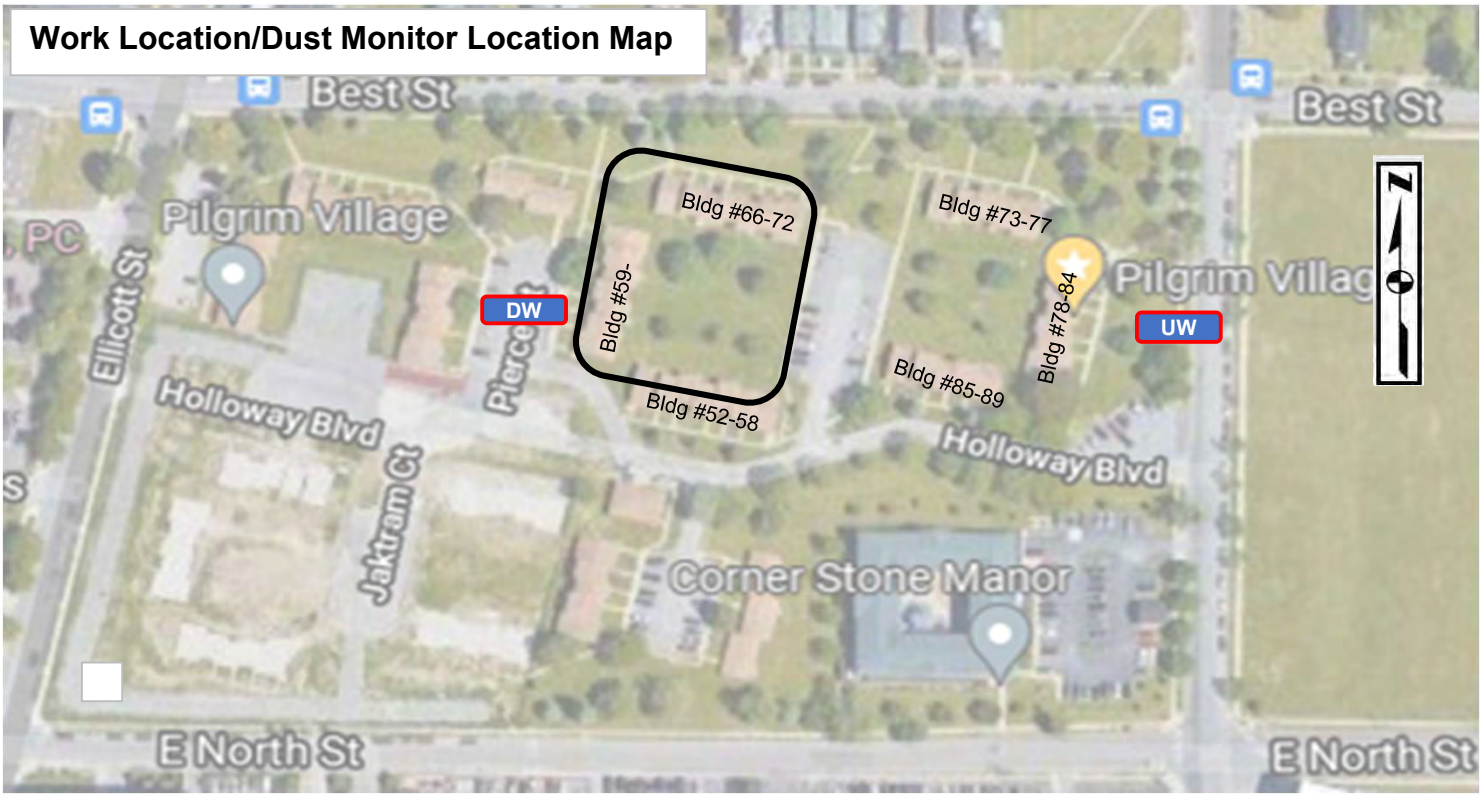

LEGEND

- UW — Dust Monitor Location (Upwind)
- DW — Dust Monitor Location (Downwind)
- Work Location

960 Busti Ave.
Buffalo, New York 14213

DAILY FIELD REPORT

Date:	Thursday, March 24, 2022
Site Name:	Pilgrim Village-Senior Site (915363)
Location:	1100 Michigan Ave., Buffalo
Contractor-Subcontrators:	Kulbacks - Empire Building Diagnostics (EBD)
Weather Conditions:	Cloudy 52 Deg F Wind: S 14mph

Description of Work Performed:

Crew is removing foundations from Bldg. #66-72.

Loading trucks with contaminated soil to haul to Tonawanda Landfill.

Excavating area where Bldg #52-58 was.

Dust Monitors running. No indication of dust.

(Use attached sheet for additional work description)

Problems/Observations Noted:
None

Health and Safety Monitoring:
None

Contractor Work Force:	Kulbacks: 1 Superintendant 3 operators
	EBD: 1 Supt, 2 Operators, 1 Laborer
Contractor Equipment:	Kulbacks: 2 excavators, 2 dozers, 1 skidsteer, 2 rollers
	EBD: 2 excavators
Attachments:	Daily Photolog, Air Monitoring Report, Work Location Map
Inspector's Name:	Libby Broderick

BRYDGES ENGINEERING
IN ENVIRONMENT AND ENERGY, DPC

960 Busti Ave.
Buffalo, New York 14213

DAILY FIELD REPORT

Date:	Thursday, March 24, 2022
Site Name:	Pilgrim Village-Senior Site (915363)
Location:	1100 Michigan Ave., Buffalo

Description of Work Performed (cont):

Materials Import/Export

Imported Material:

Material	Truck #		Loads		Amount (Tons)
				Total Stone Delivered (Tons)	0

Exported Material:

Material	Destination	Loads
Contaminated Soil	Tonawanda Landfill	35
	Total Material Hauled - Approx. (Tons)	**700**
	Total Material Hauled - Approx. (Tons)	**0**

Photo Log

Site: Pilgrim Village-Senior Site (915363) **Date:** Thursday, March 24, 2022

Excavating between buildings. Looking west.

Excavating between buildings. Looking northeast.

Removing Foundations from Bldg #59-65. Looking north.

Excavating at Bldg. #52-28. Looking east.

BRYDGES ENGINEERING
IN ENVIRONMENT AND ENERGY, DPC

Date: Thursday, March 24, 2022

Site Name: Pilgrim Village-Senior Site (915363)

Upwind Data		Downwind Data			Delta
Time	PM10 15min Average (µg/m³)	Time	PM10 15min Average (µg/m³)	VOC 15min Average (ppm)	PM10 15min Average (µg/m³)
		3/24/2022 8:20	4	0.0	4
		3/24/2022 8:30	3.9	0.0	3.9
		3/24/2022 8:40	4.1	0.0	4.1
3/24/2022 8:50	9.1	3/24/2022 8:50	3.6	0.0	-5.5
3/24/2022 9:00	4.5	3/24/2022 9:00	3	0.0	-1.5
3/24/2022 9:10	1.4	3/24/2022 9:10	3.3	0.0	1.9
3/24/2022 9:20	2.2	3/24/2022 9:20	3.3	0.0	1.1
3/24/2022 9:30	1.8	3/24/2022 9:30	3.3	0.0	1.5
3/24/2022 9:40	2.3	3/24/2022 9:40	3.1	0.0	0.8
3/24/2022 9:50	2.1	3/24/2022 9:50	2.6	0.0	0.5
3/24/2022 10:00	2.7	3/24/2022 10:00	4.1	0.0	1.4
3/24/2022 10:10	1.9	3/24/2022 10:10	5.1	0.0	3.2
3/24/2022 10:20	1.4	3/24/2022 10:20	6.1	0.0	4.7
3/24/2022 10:30	1.2	3/24/2022 10:30	4.1	0.0	2.9
3/24/2022 10:40	2.4	3/24/2022 10:40	5.2	0.0	2.8
3/24/2022 10:50	2.1	3/24/2022 10:50	3.9	0.0	1.8
3/24/2022 11:00	1.3	3/24/2022 11:00	4.3	0.0	3
3/24/2022 11:10	1.2	3/24/2022 11:10	4.1	0.0	2.9
3/24/2022 11:20	1.2	3/24/2022 11:20	4	0.0	2.8
3/24/2022 11:30	0.9	3/24/2022 11:30	8.6	0.0	7.7
3/24/2022 11:40	2	3/24/2022 11:40	7.3	0.0	5.3
3/24/2022 11:50	1.9	3/24/2022 11:50	3.8	0.0	1.9
3/24/2022 12:00	3.3	3/24/2022 12:00	4.1	0.0	0.8
3/24/2022 12:10	3.3	3/24/2022 12:10	3.7	0.0	0.4
3/24/2022 12:20	2.5	3/24/2022 12:20	3.4	0.0	0.9
3/24/2022 12:30	3	3/24/2022 12:30	4.3	0.0	1.3
3/24/2022 12:40	3.8	3/24/2022 12:40	3.5	0.0	-0.3
3/24/2022 12:50	4.4	3/24/2022 12:50	4.2	0.0	-0.2
3/24/2022 13:00	2.9	3/24/2022 13:00	3.6	0.0	0.7
3/24/2022 13:10	2.2	3/24/2022 13:10	2.6	0.0	0.4
3/24/2022 13:20	1.9	3/24/2022 13:20	12.6	0.0	10.7
3/24/2022 13:30	2.1	3/24/2022 13:30	7.6	0.0	5.5
3/24/2022 13:40	1.2	3/24/2022 13:40	13.2	0.0	12
3/24/2022 13:50	2.1	3/24/2022 13:50	14	0.0	11.9
3/24/2022 14:00	4	3/24/2022 14:00	12.8	0.0	8.8
3/24/2022 14:10	3.5	3/24/2022 14:10	13	0.0	9.5
3/24/2022 14:20	3.2	3/24/2022 14:20	10.2	0.0	7
3/24/2022 14:30	2	3/24/2022 14:30	12.2	0.0	10.2
3/24/2022 14:40	5	3/24/2022 14:40	6.8	0.0	1.8
3/24/2022 14:50	2.7	3/24/2022 14:50	4.7	0.0	2
3/24/2022 15:00	2.1	3/24/2022 15:00	3.7	0.0	1.6
		3/24/2022 15:10	3.5	0.0	3.5
					0
					0
					0
					0
					0

*****Particulate Threshold PM 10 15minute average = 100µg/m³ above background***

BRYDGES ENGINEERING
IN ENVIRONMENT AND ENERGY, DPC

Site Name: Pilgrim Village-Senior Site (915363) **Date:** Thursday, March 24, 2022

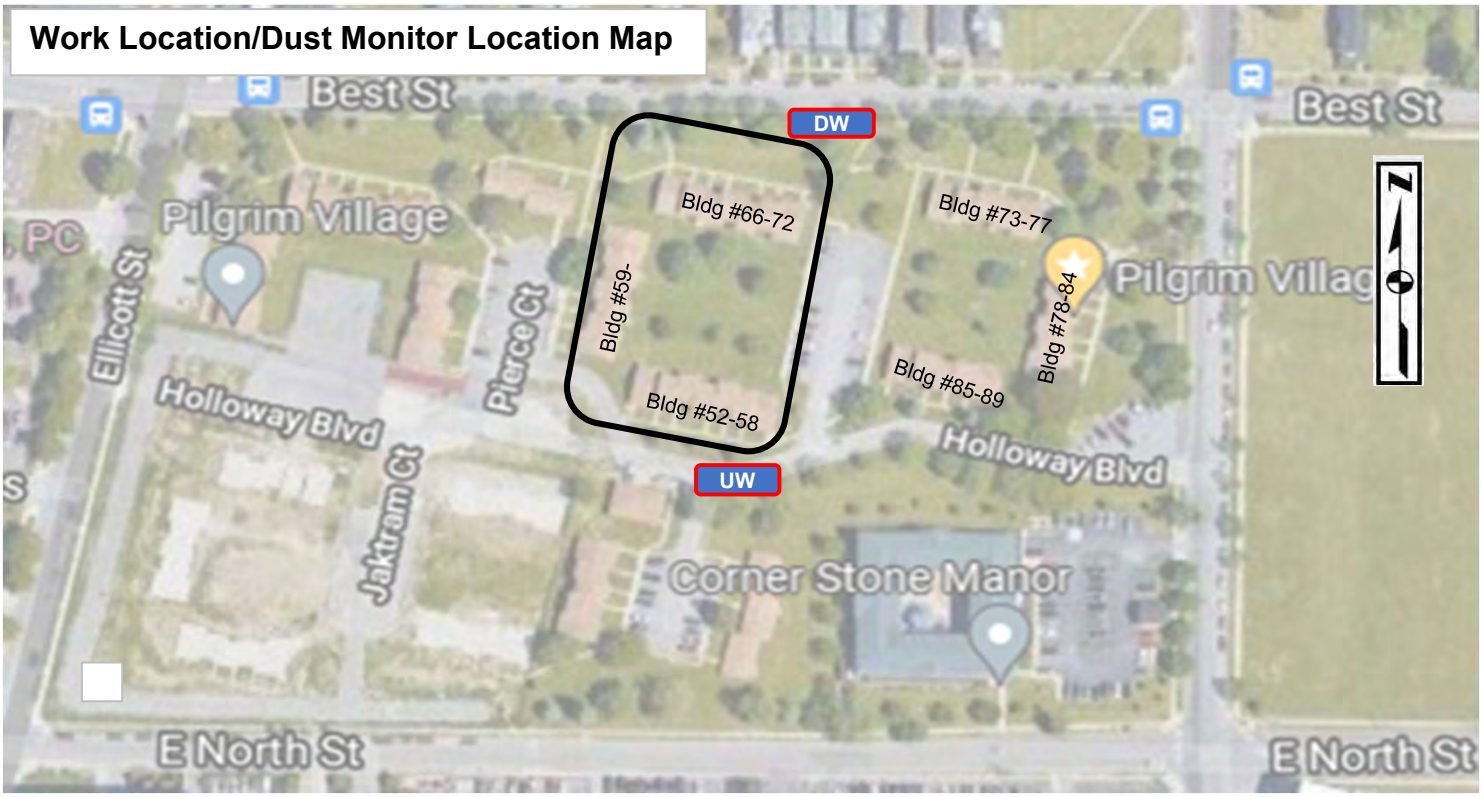

LEGEND

- UW — Dust Monitor Location (Upwind)
- DW — Dust Monitor Location (Downwind)
- Work Location

960 Busti Ave.
Buffalo, New York 14213

DAILY FIELD REPORT

Date:	Monday, March 28, 2022
Site Name:	Pilgrim Village-Senior Site (915363)
Location:	1100 Michigan Ave., Buffalo
Contractor-Subcontrators:	Kulbacks - Empire Building Diagnostics (EBD)
Weather Conditions:	Partly Cloudy 18 Deg F Wind: W 9mph

Description of Work Performed:

Loading contaminated material o trucks to haul to Tonawanda Landfill. Due to the weather, the material was frozen to the bed of the trucks. Shut down trucks at 11am.

Excavating area where Bldg #52-58 was.

Dust monitors running. No idication of dust.

(Use attached sheet for additional work description)

Problems/Observations Noted:
None

Health and Safety Monitoring:
None

Contractor Work Force:	Kulbacks: 1 Superintendant 3 operators EBD: 1 Supt, 2 Operators, 1 Laborer
Contractor Equipment:	Kulbacks: 2 excavators, 2 dozers, 1 skidsteer, 2 rollers EBD: 2 excavators
Attachments:	Daily Photolog, Air Monitoring Report, Work Location Map
Inspector's Name:	Libby Broderick

960 Busti Ave.
Buffalo, New York 14213

DAILY FIELD REPORT

Date:	Monday, March 28, 2022
Site Name:	Pilgrim Village-Senior Site (915363)
Location:	1100 Michigan Ave., Buffalo

Description of Work Performed (cont):

Materials Import/Export

Imported Material:

Material	Truck #		Loads		Amount (Tons)
				Total Stone Delivered (Tons)	0

Exported Material:

Material	Destination	Loads
Contaminated Soil	Tonawanda Landfill	14
	Total Material Hauled - Approx. (Tons)	**280**
	Total Material Hauled - Approx. (Tons)	**0**

Photo Log

Site: Pilgrim Village-Senior Site (915363) **Date:** Monday, March 28, 2022

Snow overnight covered site. Looking southwest.

Excavating where Bldg #52-58 were. Looking southwest.

Excavating where Bldg #52-58 were. Looking southwest.

Foundations from Bldg #66-72. Looking west.

BRYDGES ENGINEERING
IN ENVIRONMENT AND ENERGY, DPC

Date: Monday, March 28, 2022

Site Name: Pilgrim Village-Senior Site (915363)

Upwind Data		Downwind Data			Delta
Time	PM10 15min Average (µg/m³)	Time	PM10 15min Average (µg/m³)	VOC 15min Average (ppm)	PM10 15min Average (µg/m³)
3/28/2022 8:50	4.3				-4.3
3/28/2022 9:00	3.8				-3.8
3/28/2022 9:10	3.2	3/28/2022 9:10	12.1	0.0	8.9
3/28/2022 9:20	3.9	3/28/2022 9:20	7.5	0.0	3.6
3/28/2022 9:30	3.3	3/28/2022 9:30	13.9	0.0	10.6
3/28/2022 9:40	3.3	3/28/2022 9:40	11.1	0.0	7.8
3/28/2022 9:50	4.3	3/28/2022 9:50	22.7	0.0	18.4
3/28/2022 10:00	3.2	3/28/2022 10:00	23.1	0.0	19.9
3/28/2022 10:10	2.9	3/28/2022 10:10	28.4	0.0	25.5
3/28/2022 10:20	3.3	3/28/2022 10:20	32.1	0.0	28.8
3/28/2022 10:30	3.8	3/28/2022 10:30	27.9	0.0	24.1
3/28/2022 10:40	3.6	3/28/2022 10:40	33	0.0	29.4
3/28/2022 10:50	3.4	3/28/2022 10:50	42.1	0.0	38.7
3/28/2022 11:00	3.3	3/28/2022 11:00	44.7	0.0	41.4
3/28/2022 11:10	3.8	3/28/2022 11:10	54.3	0.0	50.5
3/28/2022 11:20	5.3	3/28/2022 11:20	35.9	0.0	30.6
3/28/2022 11:30	4.1	3/28/2022 11:30	81.1	0.0	77
3/28/2022 11:40	2.4	3/28/2022 11:40	91.2	0.0	88.8
3/28/2022 11:50	2.1	3/28/2022 11:50	101	0.0	98.9
3/28/2022 12:00	2.8	3/28/2022 12:00	10.4	0.0	7.6
3/28/2022 12:10	3.9	3/28/2022 12:10	7.4	0.0	3.5
3/28/2022 12:20	4.8	3/28/2022 12:20	8.9	0.0	4.1
3/28/2022 12:30	5.6	3/28/2022 12:30	9.9	0.0	4.3
3/28/2022 12:40	4.3	3/28/2022 12:40	11.5	0.0	7.2
3/28/2022 12:50	5.9	3/28/2022 12:50	10.7	0.0	4.8
3/28/2022 13:00	6.1	3/28/2022 13:00	7.5	0.0	1.4
3/28/2022 13:10	5.8	3/28/2022 13:10	10.3	0.0	4.5
3/28/2022 13:20	8	3/28/2022 13:20	38.3	0.0	30.3
3/28/2022 13:30	7.8	3/28/2022 13:30	59.4	0.0	51.6
3/28/2022 13:40	8.2	3/28/2022 13:40	14.7	0.0	6.5
3/28/2022 13:50	8	3/28/2022 13:50	13	0.0	5
3/28/2022 14:00	5.8	3/28/2022 14:00	10.2	0.0	4.4
3/28/2022 14:10	3.9	3/28/2022 14:10	7.7	0.0	3.8
3/28/2022 14:20	5	3/28/2022 14:20	13	0.0	8
3/28/2022 14:30	6.4	3/28/2022 14:30	11	0.0	4.6
3/28/2022 14:40	8.3	3/28/2022 14:40	15.4	0.0	7.1
3/28/2022 14:50	10.5	3/28/2022 14:50	33.9	0.0	23.4
3/28/2022 15:00	7.6	3/28/2022 15:00	16.5	0.0	8.9
3/28/2022 15:10	7.7	3/28/2022 15:10	9.2	0.0	1.5
3/25/2022 14:50	1.6	3/25/2022 14:50	3.9	0.0	2.3
					0
					0
					0
					0
					0
					0
					0

*****Particulate Threshold PM 10 15minute average = 100µg/m³ above background***

BRYDGES ENGINEERING
IN ENVIRONMENT AND ENERGY, DPC

Site Name: Pilgrim Village-Senior Site (915363) **Date:** Monday, March 28, 2022

LEGEND

- UW — Dust Monitor Location (Upwind)
- DW — Dust Monitor Location (Downwind)
- Work Location

BRYDGES ENGINEERING
IN ENVIRONMENT AND ENERGY, DPC

960 Busti Ave.
Buffalo, New York 14213

DAILY FIELD REPORT

Date:	Tuesday, March 29, 2022
Site Name:	Pilgrim Village-Senior Site (915363)
Location:	1100 Michigan Ave., Buffalo
Contractor-Subcontrators:	Kulbacks - Empire Building Diagnostics (EBD)
Weather Conditions:	Overcast/Lt. Snow 21 Deg F Wind: W 8mph

Description of Work Performed:

Crew is removing foundations and excavating at Bldg. #52-58.

Loading trucks with contaminated soil to haul to Tonawanda Landfill.

Dust monitors running. No idication of dust.

(Use attached sheet for additional work description)

Problems/Observations Noted:
None

Health and Safety Monitoring:
None

Contractor Work Force:	Kulbacks: 1 Superintendant 3 operators EBD: 1 Supt, 2 Operators, 1 Laborer
Contractor Equipment:	Kulbacks: 2 excavators, 2 dozers, 1 skidsteer, 2 rollers EBD: 2 excavators
Attachments:	Daily Photolog, Air Monitoring Report, Work Location Map
Inspector's Name:	Libby Broderick

960 Busti Ave.
Buffalo, New York 14213

DAILY FIELD REPORT

Date:	Tuesday, March 29, 2022
Site Name:	Pilgrim Village-Senior Site (915363)
Location:	1100 Michigan Ave., Buffalo

Description of Work Performed (cont):

Materials Import/Export

Imported Material:

Material	Truck #		Loads		Amount (Tons)
				Total Stone Delivered (Tons)	0

Exported Material:

Material	Destination	Loads
Contaminated Soil	Tonawanda Landfill	38
	Total Material Hauled - Approx. (Tons)	**760**
	Total Material Hauled - Approx. (Tons)	**0**

Photo Log

Site: Pilgrim Village-Senior Site (915363) **Date:** Tuesday, March 29, 2022

Excavating in center, courtyard area of where buildings were. Looking southwest.

Excavating in center area of where buildings were. Looking southwest.

Excavating in center area of where buildings were. Looking west.

Excavating in center area of where buildings were. Looking southwest.

BRYDGES ENGINEERING
IN ENVIRONMENT AND ENERGY, DPC

Date: Tuesday, March 29, 2022

Site Name: Pilgrim Village-Senior Site (915363)

Upwind Data		Downwind Data			Delta
Time	PM10 15min Average (µg/m³)	Time	PM10 15min Average (µg/m³)	VOC 15min Average (ppm)	PM10 15min Average (µg/m³)
		3/29/2022 8:30	17.8	0.0	17.8
		3/29/2022 8:40	9.3	0.0	9.3
		3/29/2022 8:50	18.7	0.0	18.7
		3/29/2022 9:00	27.2	0.0	27.2
		3/29/2022 9:10	25.2	0.0	25.2
		3/29/2022 9:20	18.3	0.0	18.3
3/29/2022 9:30	2.1	3/29/2022 9:30	21.6	0.0	19.5
3/29/2022 9:40	3	3/29/2022 9:40	24.3	0.0	21.3
3/29/2022 9:50	4.4	3/29/2022 9:50	12.5	0.0	8.1
3/29/2022 10:00	5.7	3/29/2022 10:00	12.6	0.0	6.9
3/29/2022 10:10	4.9	3/29/2022 10:10	11.4	0.0	6.5
3/29/2022 10:20	4.5	3/29/2022 10:20	10	0.0	5.5
3/29/2022 10:30	5.3	3/29/2022 10:30	11.1	0.0	5.8
3/29/2022 10:40	3.6	3/29/2022 10:40	9.6	0.0	6
3/29/2022 10:50	4.4	3/29/2022 10:50	8.2	0.0	3.8
3/29/2022 11:00	5.6	3/29/2022 11:00	13.8	0.0	8.2
3/29/2022 11:10	5	3/29/2022 11:10	17.3	0.0	12.3
3/29/2022 11:20	5	3/29/2022 11:20	20.4	0.0	15.4
3/29/2022 11:30	3.8	3/29/2022 11:30	13.5	0.0	9.7
3/29/2022 11:40	5	3/29/2022 11:40	17.8	0.0	12.8
3/29/2022 12:00	7.4	3/29/2022 12:00	11.9	0.0	4.5
3/29/2022 12:10	4.9	3/29/2022 12:10	10.3	0.0	5.4
3/29/2022 12:20	4.7	3/29/2022 12:20	8.8	0.0	4.1
3/29/2022 12:30	3.9	3/29/2022 12:30	14.6	0.0	10.7
3/29/2022 12:40	3.3	3/29/2022 12:40	4	0.0	0.7
3/29/2022 12:50	4.4	3/29/2022 12:50	12.6	0.0	8.2
3/29/2022 13:00	4.4	3/29/2022 13:00	5.7	0.0	1.3
3/29/2022 13:10	3.8	3/29/2022 13:10	5.1	0.0	1.3
3/29/2022 13:20	10.6	3/29/2022 13:20	5.8	0.0	-4.8
3/29/2022 13:30	4.2	3/29/2022 13:30	13.8	0.0	9.6
3/29/2022 13:40	5.5	3/29/2022 13:40	52.6	0.0	47.1
3/29/2022 13:50	9.3	3/29/2022 13:50	109.2	0.0	99.9
3/29/2022 14:00	24.5	3/29/2022 14:00	121.4	0.0	96.9
3/29/2022 14:10	16.1	3/29/2022 14:10	88.1	0.0	72
3/29/2022 14:20	15	3/29/2022 14:20	20.6	0.0	5.6
3/29/2022 14:30	16.9	3/29/2022 14:30	30.3	0.0	13.4
3/29/2022 14:40	21	3/29/2022 14:40	77.6	0.0	56.6
3/29/2022 14:50	26.5	3/29/2022 14:50	73.3	0.0	46.8
3/29/2022 15:00	13.3	3/29/2022 15:00	18.5	0.0	5.2
					0
					0
					0
					0
					0
					0
					0
					0

*****Particulate Threshold PM 10 15minute average = 100µg/m³ above background***

BRYDGES ENGINEERING
IN ENVIRONMENT AND ENERGY, DPC

Site Name: Pilgrim Village-Senior Site (915363) **Date:** Tuesday, March 29, 2022

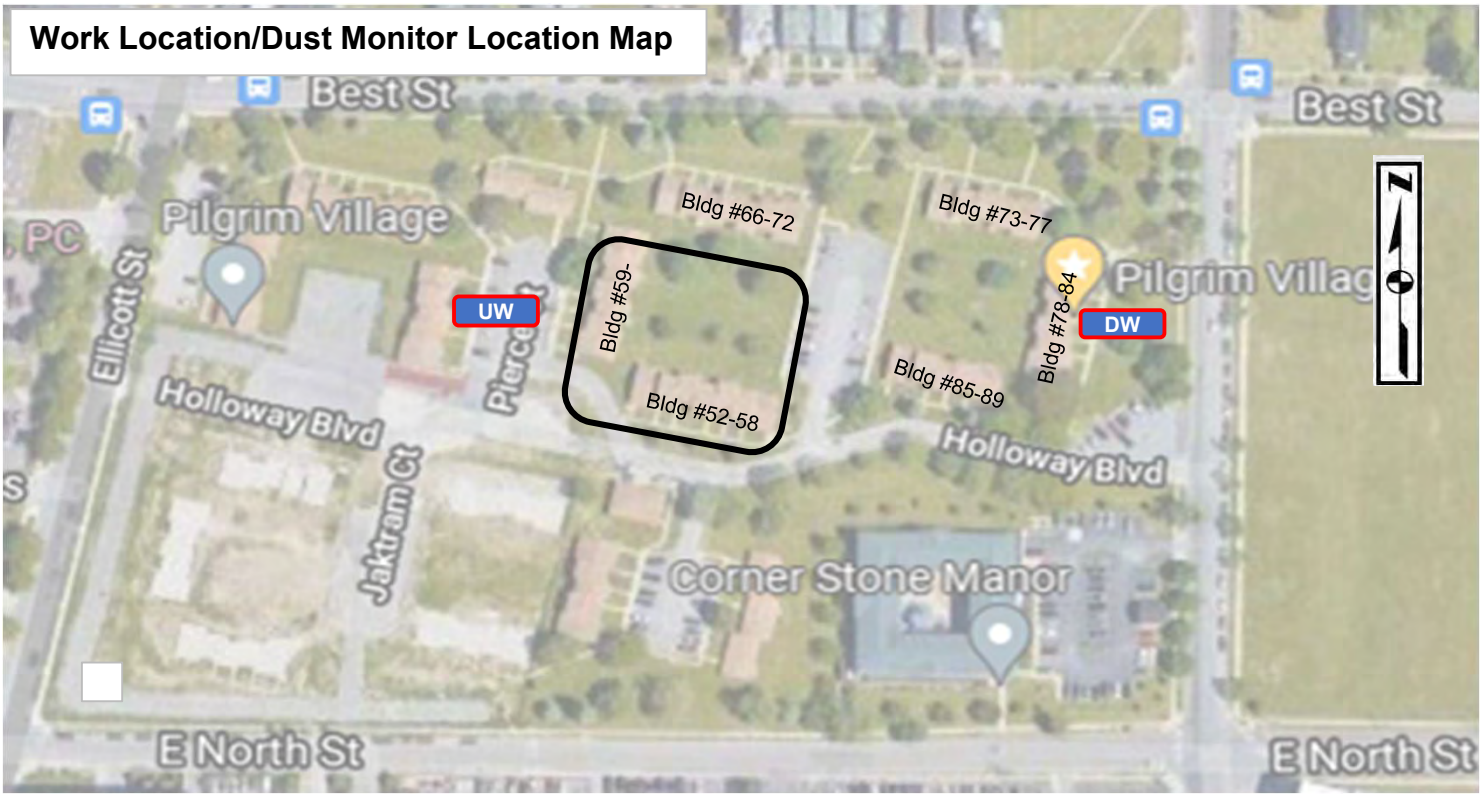

LEGEND

- UW — Dust Monitor Location (Upwind)
- DW — Dust Monitor Location (Downwind)
- Work Location

BRYDGES ENGINEERING
IN ENVIRONMENT AND ENERGY, DPC

960 Busti Ave.
Buffalo, New York 14213

DAILY FIELD REPORT

Date:	Wednesday, March 30, 2022
Site Name:	Pilgrim Village-Senior Site (915363)
Location:	1100 Michigan Ave., Buffalo
Contractor-Subcontrators:	Kulbacks - Empire Building Diagnostics (EBD)
Weather Conditions:	Partly Cloudy 18 Deg F Wind: W 9mph

Description of Work Performed:

Crew is removing foundations from Bldg. #59-65.

Loading trucks with contaminated soil to haul to Tonawanda Landfill.

Excavating from staging area west to where building #59-65 used to be.

Dust monitors running. No idication of dust.

(Use attached sheet for additional work description)

Problems/Observations Noted:
None

Health and Safety Monitoring:
None

Contractor Work Force:	Kulbacks: 1 Superintendant 3 operators
	EBD: 1 Supt, 2 Operators, 1 Laborer
Contractor Equipment:	Kulbacks: 2 excavators, 2 dozers, 1 skidsteer, 2 rollers
	EBD: 2 excavators
Attachments:	Daily Photolog, Air Monitoring Report, Work Location Map
Inspector's Name:	Libby Broderick

BRYDGES ENGINEERING
IN ENVIRONMENT AND ENERGY, DPC

960 Busti Ave.
Buffalo, New York 14213

DAILY FIELD REPORT

Date:	Wednesday, March 30, 2022
Site Name:	Pilgrim Village-Senior Site (915363)
Location:	1100 Michigan Ave., Buffalo

Description of Work Performed (cont):

Materials Import/Export

Imported Material:

Material	Truck #		Loads		Amount (Tons)
Contaminated Soil			10		388
			Total Stone Delivered (Tons)		388

Exported Material:

Material	Destination	Loads
Contaminated Soil	Tonawanda Landfill	37
	Total Material Hauled - Approx. (Tons)	**740**
	Total Material Hauled - Approx. (Tons)	**0**

Photo Log

Site: **Pilgrim Village-Senior Site (915363)** **Date:** **Wednesday, March 30, 2022**

Loading trucks to haul to landfill. Looking west.

Excavating fom staging are to Bldg #59-65. Looking southwest.

Loading trucks with contaminated soil.

Excavating between buildings. Looking southwest.

BRYDGES ENGINEERING
IN ENVIRONMENT AND ENERGY, DPC

Date: Wednesday, March 30, 2022

Site Name: Pilgrim Village-Senior Site (915363)

Upwind Data		Downwind Data			Delta
Time	PM10 15min Average (µg/m³)	Time	PM10 15min Average (µg/m³)	VOC 15min Average (ppm)	PM10 15min Average (µg/m³)
		3/30/2022 8:40	40.1	0.0	40.1
3/30/2022 8:50	19.3	3/30/2022 8:50	19.6	0.0	0.3
3/30/2022 9:00	20.1	3/30/2022 9:00	49.9	0.0	29.8
3/30/2022 9:10	71.4	3/30/2022 9:10	59.2	0.0	-12.2
3/30/2022 9:20	95	3/30/2022 9:20	63.3	0.0	-31.7
3/30/2022 9:30	42.5	3/30/2022 9:30	59.4	0.0	16.9
3/30/2022 9:40	32.4	3/30/2022 9:40	18.4	0.0	-14
3/30/2022 9:50	9.9	3/30/2022 9:50	12.8	0.0	2.9
3/30/2022 10:00	7.2	Reboot Equip.			-7.2
3/30/2022 10:10	7.5	3/30/2022 10:10	19.2	0.0	11.7
3/30/2022 10:20	6.2	3/30/2022 10:20	7.7	0.0	1.5
3/30/2022 10:30	5.1	3/30/2022 10:30	8.9	0.0	3.8
3/30/2022 10:40	4.4	3/30/2022 10:40	8	0.0	3.6
3/30/2022 10:50	5.8	3/30/2022 10:50	6.8	0.0	1
3/30/2022 11:00	7.3	3/30/2022 11:00	8.3	0.0	1
3/30/2022 11:10	5.5	3/30/2022 11:10	10.2	0.0	4.7
3/30/2022 11:20	4.2	Reboot Equip.		0.0	-4.2
3/30/2022 11:30	5.2	Reboot Equip.		0.0	-5.2
3/30/2022 11:40	5.2	Reboot Equip.		0.0	-5.2
3/30/2022 11:50	4.7	3/30/2022 11:50	6.9	0.0	2.2
3/30/2022 12:00	6.2	3/30/2022 12:00	9.2	0.0	3
3/30/2022 12:10	6.5	3/30/2022 12:10	8.6	0.0	2.1
3/30/2022 12:20	8.2	3/30/2022 12:20	11.3	0.0	3.1
3/30/2022 12:30	9.3	3/30/2022 12:30	11.1	0.0	1.8
3/30/2022 12:40	8.7	3/30/2022 12:40	12.1	0.0	3.4
3/30/2022 12:50	9	3/30/2022 12:50	11.5	0.0	2.5
3/30/2022 13:00	13.1	3/30/2022 13:00	9.8	0.0	-3.3
3/30/2022 13:10	17.6	3/30/2022 13:10	10.7	0.0	-6.9
3/30/2022 13:20	19.9	3/30/2022 13:20	15.1	0.0	-4.8
3/30/2022 13:30	20.5	3/30/2022 13:30	12	0.0	-8.5
3/30/2022 13:40	29.1	3/30/2022 13:40	22.3	0.0	-6.8
3/30/2022 13:50	75.8	3/30/2022 13:50	23	0.0	-52.8
3/30/2022 14:00	85.7	3/30/2022 14:00	18.5	0.0	-67.2
3/30/2022 14:10	17.2	3/30/2022 14:10	17.2	0.0	0
3/30/2022 14:20	16.8	3/30/2022 14:20	19.7	0.0	2.9
3/30/2022 14:30	13.2	3/30/2022 14:30	15.7	0.0	2.5
3/30/2022 14:40	13.2	3/30/2022 14:40	14.4	0.0	1.2
3/30/2022 14:50	25.7	3/30/2022 14:50	11.8	0.0	-13.9
3/30/2022 15:00	31.1	3/30/2022 15:00	12.7	0.0	-18.4
3/30/2022 15:10	27.3	3/30/2022 15:10	14.4	0.0	-12.9
3/30/2022 15:20	24.1	3/30/2022 15:20	13.1	0.0	-11
3/30/2022 15:30	20.2	3/30/2022 15:30	10.2	0.0	-10
					0
					0
					0
					0
					0

*****Particulate Threshold PM 10 15minute average = 100µg/m³ above background***

BRYDGES ENGINEERING
IN ENVIRONMENT AND ENERGY, DPC

Site Name: Pilgrim Village-Senior Site (915363) **Date:** Wednesday, March 30, 2022

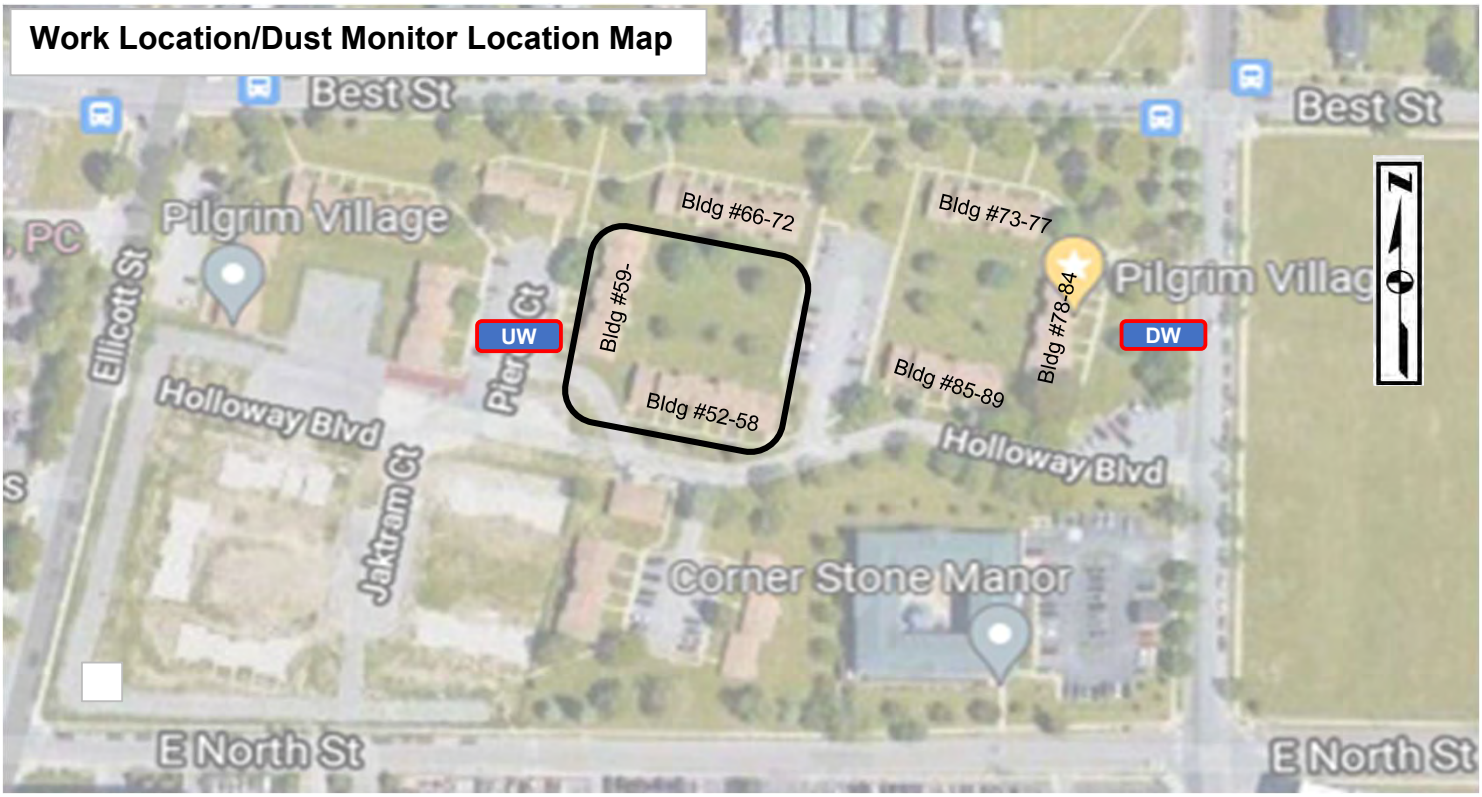

LEGEND

- UW — Dust Monitor Location (Upwind)
- DW — Dust Monitor Location (Downwind)
- Work Location

960 Busti Ave.
Buffalo, New York 14213

DAILY FIELD REPORT

Date:	Thursday, March 31, 2022
Site Name:	Pilgrim Village-Senior Site (915363)
Location:	1100 Michigan Ave., Buffalo
Contractor-Subcontrators:	Kulbacks - Empire Building Diagnostics (EBD)
Weather Conditions:	Cloudy 28 Deg F Wind: E 12mph

Description of Work Performed:

Crew is removing foundations from Bldg. #59-65

Loading trucks with contaminated soil to haul to Tonawanda Landfill.

Dust monitors running. No idication of dust.

(Use attached sheet for additional work description)

Problems/Observations Noted:
None

Health and Safety Monitoring:
None

Contractor Work Force:	Kulbacks: 1 Superintendant 3 operators
	EBD: 1 Supt, 2 Operators, 1 Laborer
Contractor Equipment:	Kulbacks: 2 excavators, 2 dozers, 1 skidsteer, 2 rollers
	EBD: 2 excavators
Attachments:	Daily Photolog, Air Monitoring Report, Work Location Map
Inspector's Name:	Libby Broderick

BRYDGES ENGINEERING
IN ENVIRONMENT AND ENERGY, DPC

960 Busti Ave.
Buffalo, New York 14213

DAILY FIELD REPORT

Date:	Thursday, March 31, 2022
Site Name:	Pilgrim Village-Senior Site (915363)
Location:	1100 Michigan Ave., Buffalo

Description of Work Performed (cont):

Materials Import/Export

Imported Material:

Material	Truck #		Loads		Amount (Tons)
				Total Stone Delivered (Tons)	0

Exported Material:

Material	Destination	Loads
Contaminated Soil	Tonawanda Landfill	45
	Total Material Hauled - Approx. (Tons)	**900**
	Total Material Hauled - Approx. (Tons)	**0**

Photo Log

Site: Pilgrim Village-Senior Site (915363) **Date:** Thursday, March 31, 2022

Excavating area where Bldg. #52-58 were. Looking southwest.

Excavating area where Bldg. #52-58 were. Looking southwest.

Loading trucks with contaminated soil.

Excavating between buildings. Looking southwest.

BRYDGES ENGINEERING
IN ENVIRONMENT AND ENERGY, DPC

Date: Thursday, March 31, 2022

Site Name: Pilgrim Village-Senior Site (915363)

Upwind Data		Downwind Data			Delta
Time	PM10 15min Average (µg/m³)	Time	PM10 15min Average (µg/m³)	VOC 15min Average (ppm)	PM10 15min Average (µg/m³)
3/31/2022 8:10	7.4				-7.4
3/31/2022 8:20	8.3	3/31/2022 8:20	17.9	0.0	9.6
3/31/2022 8:30	8.8	3/31/2022 8:30	16.3	0.0	7.5
3/31/2022 8:40	9.1	3/31/2022 8:40	14.5	0.0	5.4
3/31/2022 8:50	10.9	3/31/2022 8:50	18.9	0.0	8
3/31/2022 9:00	11.2	3/31/2022 9:00	19.2	0.0	8
3/31/2022 9:10	11.1	3/31/2022 9:10	17.6	0.0	6.5
3/31/2022 9:20	11.2	3/31/2022 9:20	16.1	0.0	4.9
3/31/2022 9:30	9.9	3/31/2022 9:30	16	0.0	6.1
3/31/2022 9:40	12.2	3/31/2022 9:40	19.8	0.0	7.6
3/31/2022 9:50	11.9	3/31/2022 9:50	18.4	0.0	6.5
3/31/2022 10:00	10.3	3/31/2022 10:00	19	0.0	8.7
3/31/2022 10:10	8.8	3/31/2022 10:10	13.1	0.0	4.3
3/31/2022 10:20	8.1	3/31/2022 10:20	16.8	0.0	8.7
3/31/2022 10:30	11.7	3/31/2022 10:30	27.9	0.0	16.2
3/31/2022 10:40	30	3/31/2022 10:40	95.4	0.0	65.4
3/31/2022 10:50	21.6	3/31/2022 10:50	18.5	0.0	-3.1
3/31/2022 11:00	29.1	3/31/2022 11:00	16.9	0.0	-12.2
					0
					0
No further excavation or earthwork taking place after 11am.					0
					0
					0
					0
					0
					0
					0
					0
					0
					0
					0
					0
					0
					0
					0
					0
					0
					0
					0
					0
					0
					0
					0
					0
					0
					0

*****Particulate Threshold PM 10 15minute average = 100µg/m³ above background***

BRYDGES ENGINEERING
IN ENVIRONMENT AND ENERGY, DPC

Site Name: Pilgrim Village-Senior Site (915363) **Date:** Thursday, March 31, 2022

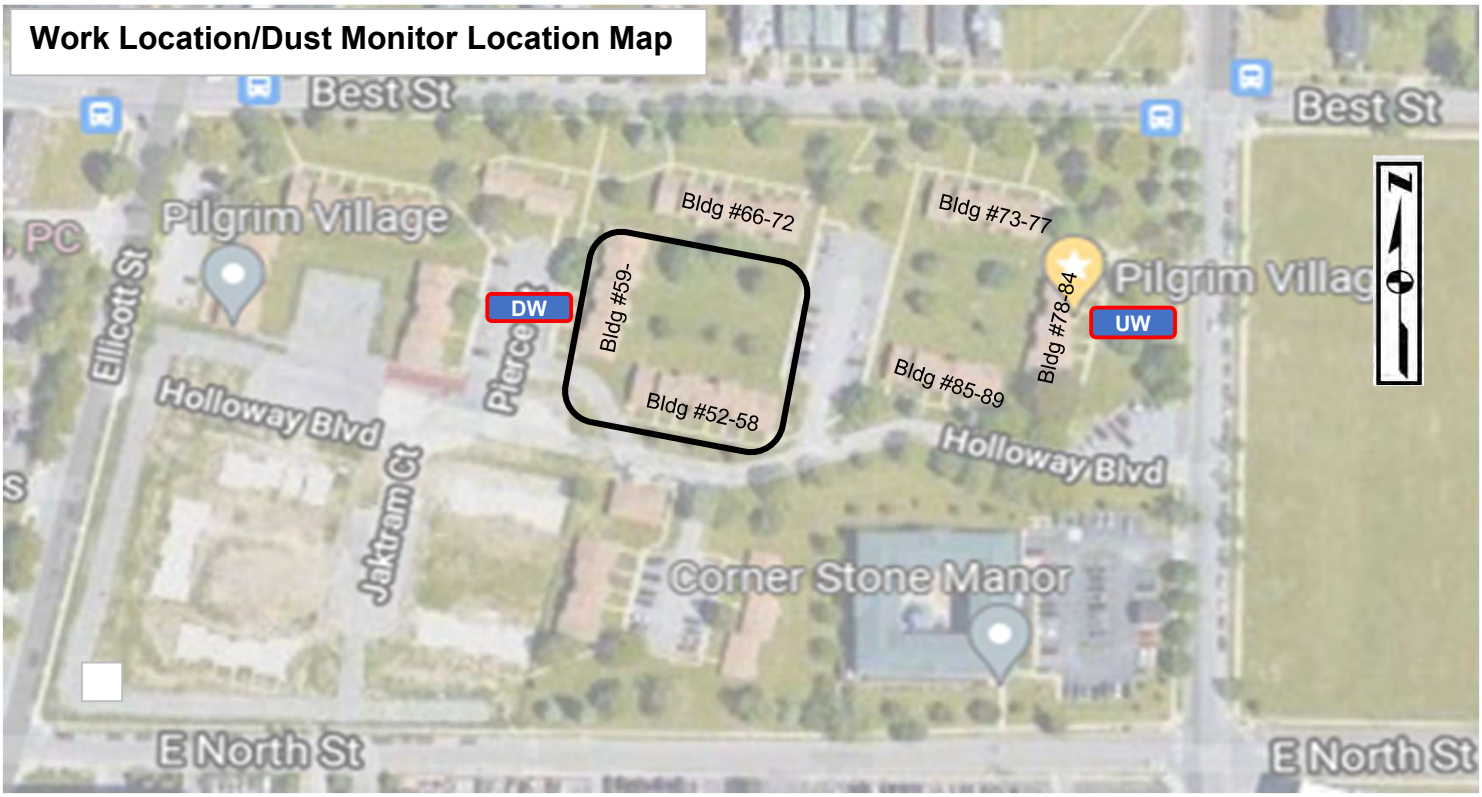

LEGEND

- UW — Dust Monitor Location (Upwind)
- DW — Dust Monitor Location (Downwind)
- Work Location

960 Busti Ave.
Buffalo, New York 14213

DAILY FIELD REPORT

Date:	Friday, April 1, 2022
Site Name:	Pilgrim Village-Senior Site (915363)
Location:	1100 Michigan Ave., Buffalo
Contractor-Subcontrators:	Kulbacks - Empire Building Diagnostics (EBD)
Weather Conditions:	Sleet/Rain 37 Deg F Wind: WSW 10mph

Description of Work Performed:

Crew is removing foundations from Bldg. #59-65.

Loading trucks with contaminated soil to haul to Tonawanda Landfill.

Excavating area where Bldg #52-58 was.

Dust monitors running. No idication of dust.

(Use attached sheet for additional work description)

Problems/Observations Noted:
None

Health and Safety Monitoring:
None

Contractor Work Force:	Kulbacks: 1 Superintendant 3 operators
	EBD: 1 Supt, 2 Operators, 1 Laborer
Contractor Equipment:	Kulbacks: 2 excavators, 2 dozers, 1 skidsteer, 2 rollers
	EBD: 2 excavators
Attachments:	Daily Photolog, Air Monitoring Report, Work Location Map
Inspector's Name:	Libby Broderick

960 Busti Ave.
Buffalo, New York 14213

DAILY FIELD REPORT

Date:	Friday, April 1, 2022
Site Name:	Pilgrim Village-Senior Site (915363)
Location:	1100 Michigan Ave., Buffalo

Description of Work Performed (cont):

Materials Import/Export

Imported Material:

Material	Truck #		Loads		Amount (Tons)
				Total Stone Delivered (Tons)	0

Exported Material:

Material	Destination	Loads
Contaminated Soil	Tonawanda Landfill	41
	Total Material Hauled - Approx. (Tons)	**820**
	Total Material Hauled - Approx. (Tons)	**0**

Photo Log

Site: Pilgrim Village-Senior Site (915363) **Date:** Friday, April 1, 2022

Loading trucks with contaminated soil. Looking south.

Excavating between buildings. Looking southwest.

Demolishing foundations from Bldg. #59-65. Looking west.

BRYDGES ENGINEERING
IN ENVIRONMENT AND ENERGY, DPC

Date: Friday, April 1, 2022

Site Name: Pilgrim Village-Senior Site (915363)

Upwind Data		Downwind Data			Delta
Time	PM10 15min Average (µg/m³)	Time	PM10 15min Average (µg/m³)	VOC 15min Average (ppm)	PM10 15min Average (µg/m³)
4/1/2022 9:00	3.9				-3.9
4/1/2022 9:10	4.2				-4.2
4/1/2022 9:20	3.8	4/1/2022 9:20	5.7	0.0	1.9
4/1/2022 9:30	2.9	4/1/2022 9:30	2.5	0.0	-0.4
4/1/2022 9:40	3.5	4/1/2022 9:40	4.8	0.0	1.3
4/1/2022 9:50	3.2	4/1/2022 9:50	4.1	0.0	0.9
4/1/2022 10:00	4.5	4/1/2022 10:00	5.4	0.0	0.9
4/1/2022 10:10	4.1	4/1/2022 10:10	3.6	0.0	-0.5
4/1/2022 10:20	2.7	4/1/2022 10:20	2.8	0.0	0.1
4/1/2022 10:30	1.6	4/1/2022 10:30	3.6	0.0	2
4/1/2022 10:40	1.6	4/1/2022 10:40	4.1	0.0	2.5
4/1/2022 10:50	2.1	4/1/2022 10:50	3	0.0	0.9
4/1/2022 11:00	1.5	4/1/2022 11:00	3	0.0	1.5
4/1/2022 11:10	1.8	4/1/2022 11:10	3.8	0.0	2
4/1/2022 11:20	2	4/1/2022 11:20	2.9	0.0	0.9
4/1/2022 11:30	4.1	4/1/2022 11:30	3.8	0.0	-0.3
4/1/2022 11:40	1.2	4/1/2022 11:40	3.4	0.0	2.2
4/1/2022 11:50	2.5	4/1/2022 11:50	3.4	0.0	0.9
4/1/2022 12:00	1.7	4/1/2022 12:10	3.5	0.0	1.8
4/1/2022 12:10	1.2	4/1/2022 12:20	2.4	0.0	1.2
4/1/2022 12:20	2.9	4/1/2022 12:30	2.6	0.0	-0.3
4/1/2022 12:30	2.7	4/1/2022 12:40	2.7	0.0	0
4/1/2022 12:40	1.7	4/1/2022 12:50	3	0.0	1.3
4/1/2022 12:50	2	4/1/2022 13:00	2.6	0.0	0.6
4/1/2022 13:00	1.9	4/1/2022 13:10	2.3	0.0	0.4
4/1/2022 13:10	3.8	4/1/2022 13:20	2.5	0.0	-1.3
4/1/2022 13:20	4.2	4/1/2022 13:30	2.2	0.0	-2
4/1/2022 13:30	5.1	4/1/2022 13:40	2.8	0.0	-2.3
					0
					0
No further excavation/earthwork taking place after 1:30pm					0
					0
					0
					0
					0
					0
					0
					0
					0
					0
					0
					0
					0
					0
					0
					0

*****Particulate Threshold PM 10 15minute average = 100µg/m³ above background***

BRYDGES ENGINEERING
IN ENVIRONMENT AND ENERGY, DPC

Site Name: Pilgrim Village-Senior Site (915363) **Date:** Friday, April 1, 2022

LEGEND

- UW — Dust Monitor Location (Upwind)
- DW — Dust Monitor Location (Downwind)
- Work Location

960 Busti Ave.
Buffalo, New York 14213

DAILY FIELD REPORT

Date:	Monday, April 4, 2022
Site Name:	Pilgrim Village-Senior Site (915363)
Location:	1100 Michigan Ave., Buffalo
Contractor-Subcontrators:	Kulbacks
Weather Conditions:	Overcast 34 Deg F Wind: W 3mph

Description of Work Performed:

Crew is removing foundations from Bldg. #59-65.

Loading trucks with contaminated soil to haul to Tonawanda Landfill. Only loaded 6 trucks, then switch to hauling material from the Family site.

Excavating center area of where buildings used to be.

Dust monitors running. No idication of dust.

(Use attached sheet for additional work description)

Problems/Observations Noted:
None

Health and Safety Monitoring:
None

Contractor Work Force:	Kulbacks: 1 Superintendant 3 operators
Contractor Equipment:	Kulbacks: 2 excavators, 2 dozers, 1 skidsteer, 2 rollers
Attachments:	Daily Photolog, Air Monitoring Report, Work Location Map
Inspector's Name:	Libby Broderick

960 Busti Ave.
Buffalo, New York 14213

DAILY FIELD REPORT

Date:	Monday, April 4, 2022
Site Name:	Pilgrim Village-Senior Site (915363)
Location:	1100 Michigan Ave., Buffalo

Description of Work Performed (cont):

Materials Import/Export

Imported Material:

Material	Truck #		Loads		Amount (Tons)
				Total Stone Delivered (Tons)	0

Exported Material:

Material	Destination	Loads
Contaminated Soil	Tonawanda Landfill	6
	Total Material Hauled - Approx. (Tons)	**120**
	Total Material Hauled - Approx. (Tons)	**0**

Photo Log

Site: Pilgrim Village-Senior Site (915363) **Date:** Monday, April 4, 2022

Removing foundations for Bldg #59-65. Looking west.

Excavating between buildings. Looking southwest.

Loading trucks with contaminated soil.

Excavating between buildings. Looking southwest.

BRYDGES ENGINEERING
IN ENVIRONMENT AND ENERGY, DPC

Date: Monday, April 4, 2022

Site Name: Pilgrim Village-Senior Site (915363)

Upwind Data		Downwind Data			Delta
Time	PM10 15min Average (µg/m³)	Time	PM10 15min Average (µg/m³)	VOC 15min Average (ppm)	PM10 15min Average (µg/m³)
4/4/2022 8:40	15.4	4/4/2022 8:40	13.8	0.0	-1.6
4/4/2022 8:50	13.9	4/4/2022 8:50	21.8	0.0	7.9
4/4/2022 9:00	10.8	4/4/2022 9:00	12.6	0.0	1.8
4/4/2022 9:10	8.3	4/4/2022 9:10	9.6	0.0	1.3
4/4/2022 9:20	9.3	4/4/2022 9:20	7.8	0.0	-1.5
4/4/2022 9:30	9.6	4/4/2022 9:30	11	0.0	1.4
4/4/2022 9:40	7.8	4/4/2022 9:40	8.2	0.0	0.4
4/4/2022 9:50	7.8	4/4/2022 9:50	7	0.0	-0.8
4/4/2022 10:00	8	4/4/2022 10:00	6.7	0.0	-1.3
4/4/2022 10:10	8.3	4/4/2022 10:10	7.6	0.0	-0.7
4/4/2022 10:20	6.5	4/4/2022 10:20	7.2	0.0	0.7
4/4/2022 10:30	7.3	4/4/2022 10:30	9.8	0.0	2.5
4/4/2022 10:40	8.7	4/4/2022 10:40	9.2	0.0	0.5
4/4/2022 10:50	8.4	4/4/2022 10:50	8.2	0.0	-0.2
4/4/2022 11:00	5.2	4/4/2022 11:00	14.9	0.0	9.7
4/4/2022 11:10	5.2	4/4/2022 11:10	15.4	0.0	10.2
4/4/2022 11:20	5.4	4/4/2022 11:20	14.2	0.0	8.8
4/4/2022 11:30	5.4	4/4/2022 11:30	20	0.0	14.6
4/4/2022 11:40	4.1	4/4/2022 11:40	33.3	0.0	29.2
4/4/2022 11:50	4	4/4/2022 11:50	71.1	0.0	67.1
4/4/2022 12:00	4	4/4/2022 12:00	9.4	0.0	5.4
4/4/2022 12:10	3.3	4/4/2022 12:10	92.1	0.0	88.8
4/4/2022 12:20	3.1	4/4/2022 12:20	92.4	0.0	89.3
4/4/2022 12:30	3.9	4/4/2022 12:30	91.9	0.0	88
4/4/2022 12:40	4.4	4/4/2022 12:40	2.8	0.0	-1.6
4/4/2022 12:50	4.3	4/4/2022 12:50	152.4	0.0	148.1
4/4/2022 13:00	5.3	4/4/2022 13:00	94.3	0.0	89
4/4/2022 13:10	4.9	4/4/2022 13:10	6.4	0.0	1.5
4/4/2022 13:20	3.5	4/4/2022 13:20	25.5	0.0	22
4/4/2022 13:30	3	4/4/2022 13:30	37.9	0.0	34.9
4/4/2022 13:40	3.3	4/4/2022 13:40	21.8	0.0	18.5
4/4/2022 13:50	2.8	4/4/2022 13:50	21.4	0.0	18.6
4/4/2022 14:00	2	4/4/2022 14:00	6.3	0.0	4.3
4/4/2022 14:10	1.5	4/4/2022 14:10	3	0.0	1.5
4/4/2022 14:20	3.7	4/4/2022 14:20	12	0.0	8.3
4/4/2022 14:30	3.6	4/4/2022 14:30	27.9	0.0	24.3
4/4/2022 14:40	3.2	4/4/2022 14:40	14.9	0.0	11.7
4/4/2022 14:50	3.3	4/4/2022 14:50	19.6	0.0	16.3
					0
					0
					0
					0
					0
					0
					0
					0
					0

*****Particulate Threshold PM 10 15minute average = 100µg/m³ above background***

BRYDGES ENGINEERING
IN ENVIRONMENT AND ENERGY, DPC

Site Name: Pilgrim Village-Senior Site (915363) **Date:** Monday, April 4, 2022

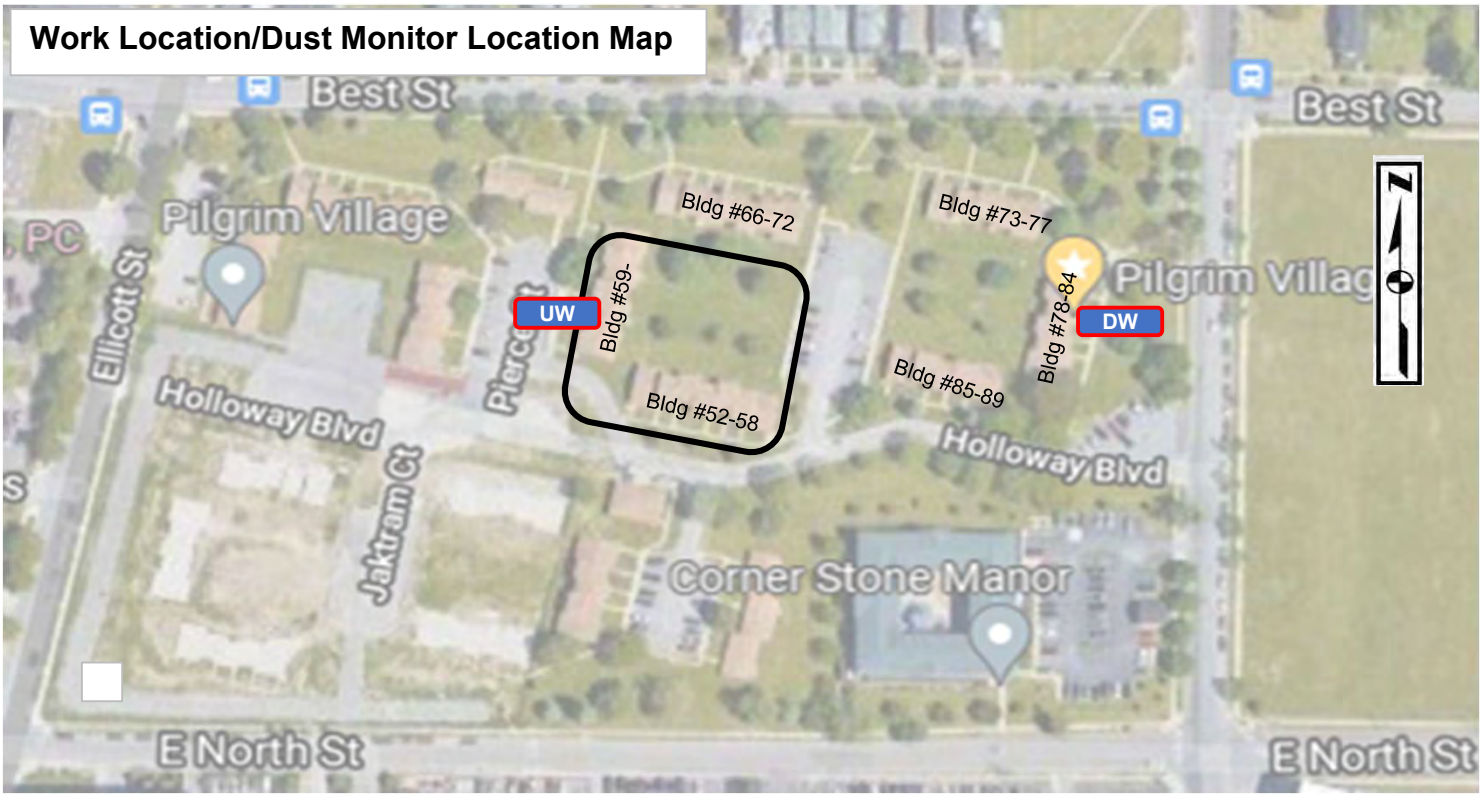

LEGEND

- UW — Dust Monitor Location (Upwind)
- DW — Dust Monitor Location (Downwind)
- Work Location

960 Busti Ave.
Buffalo, New York 14213

DAILY FIELD REPORT

Date:	Tuesday, April 5, 2022
Site Name:	Pilgrim Village-Senior Site (915363)
Location:	1100 Michigan Ave., Buffalo
Contractor-Subcontrators:	Kulbacks
Weather Conditions:	Cloudy 39 Deg F Wind: SE 6mph

Description of Work Performed:

Crew is removing foundations from Bldg. #66-72

Loading trucks with contaminated soil to haul to Tonawanda Landfill.

Excavating along the north side of the property along Best St.

Removed contaminated soil from areas where center courtyard area of where building used to be. Excavated approximately 3' BG to virgin clay in this area, except where buildings used to be. Basements are excavated to approximately 8' BG.

Dust monitors running. No idication of dust.

(Use attached sheet for additional work description)

Problems/Observations Noted:
None

Health and Safety Monitoring:
None

Contractor Work Force:	Kulbacks: 1 Superintendant 3 operators
Contractor Equipment:	Kulbacks: 2 excavators, 2 dozers, 1 skidsteer, 2 rollers
Attachments:	Daily Photolog, Air Monitoring Report, Work Location Map
Inspector's Name:	Libby Broderick

BRYDGES ENGINEERING
IN ENVIRONMENT AND ENERGY, DPC

960 Busti Ave.
Buffalo, New York 14213

DAILY FIELD REPORT

Date:	Tuesday, April 5, 2022
Site Name:	Pilgrim Village-Senior Site (915363)
Location:	1100 Michigan Ave., Buffalo

Description of Work Performed (cont):

Materials Import/Export

Imported Material:

Material	Truck #		Loads		Amount (Tons)
				Total Stone Delivered (Tons)	0

Exported Material:

Material	Destination	Loads
Contaminated Soil	Tonawanda Landfill	35
	Total Material Hauled - Approx. (Tons)	**700**
	Total Material Hauled - Approx. (Tons)	**0**

Photo Log

Site: Pilgrim Village-Senior Site (915363) **Date:** Tuesday, April 5, 2022

Removed contaminated soil and foundations from Bldg #52-58. Looking west.

Contaminated soil removed from center area of former buildings. Looking northwest.

Excavating on the north side of the buildings along Best St. Looking north.

Concrete stockpiled and ready to be hauled ot recycling yard. Looking south.

BRYDGES ENGINEERING
IN ENVIRONMENT AND ENERGY, DPC

Date: Tuesday, April 5, 2022

Site Name: Pilgrim Village-Senior Site (915363)

Upwind Data		Downwind Data			Delta
Time	PM10 15min Average (µg/m³)	Time	PM10 15min Average (µg/m³)	VOC 15min Average (ppm)	PM10 15min Average (µg/m³)
		4/5/2022 8:20	27.7	0.0	27.7
4/5/2022 8:30	0.1	4/5/2022 8:30	21	0.0	20.9
4/5/2022 8:40	0	4/5/2022 8:40	19	0.0	19
4/5/2022 8:50	0	4/5/2022 8:50	17.1	0.0	17.1
4/5/2022 9:00	0	4/5/2022 9:00	16.5	0.0	16.5
4/5/2022 9:10	0.2	4/5/2022 9:10	16.2	0.0	16
4/5/2022 9:20	0.3	4/5/2022 9:20	13.9	0.0	13.6
4/5/2022 9:30	0.6	4/5/2022 9:30	12.1	0.0	11.5
4/5/2022 9:40	0.2	4/5/2022 9:40	13.1	0.0	12.9
4/5/2022 9:50	1.9	4/5/2022 9:50	15.6	0.0	13.7
4/5/2022 10:00	5.6	4/5/2022 10:00	19.3	0.0	13.7
4/5/2022 10:10	2	4/5/2022 10:10	21.8	0.0	19.8
4/5/2022 10:20	1.8	4/5/2022 10:20	36.6	0.0	34.8
4/5/2022 10:30	0.9	4/5/2022 10:30	53.2	0.0	52.3
4/5/2022 10:40	1.1	4/5/2022 10:40	26.5	0.0	25.4
4/5/2022 10:50	0.7	4/5/2022 10:50	16.3	0.0	15.6
4/5/2022 11:00	1	4/5/2022 11:00	28.3	0.0	27.3
4/5/2022 11:10	1.9	4/5/2022 11:10	21.2	0.0	19.3
4/5/2022 11:20	1.9	4/5/2022 11:20	22.5	0.0	20.6
4/5/2022 11:30	6.3	4/5/2022 11:30	24	0.0	17.7
4/5/2022 11:40	0.2	4/5/2022 11:40	15.6	0.0	15.4
4/5/2022 11:50	0.2	4/5/2022 11:50	18.8	0.0	18.6
4/5/2022 12:00	0.4	4/5/2022 12:00	46	0.0	45.6
4/5/2022 12:10	1	4/5/2022 12:10	13.3	0.0	12.3
4/5/2022 12:20	2.4	4/5/2022 12:20	19	0.0	16.6
4/5/2022 12:30	5.3	4/5/2022 12:30	12.4	0.0	7.1
4/5/2022 12:40	8.2	4/5/2022 12:40	17.7	0.0	9.5
4/5/2022 12:50	8.3	4/5/2022 12:50	20.9	0.0	12.6
4/5/2022 13:00	13.5	4/5/2022 13:00	6.3	0.0	-7.2
4/5/2022 13:10	37.5	4/5/2022 13:10	6.4	0.0	-31.1
4/5/2022 13:20	22.9	4/5/2022 13:20	6.7	0.0	-16.2
4/5/2022 13:30	7.3	4/5/2022 13:30	5.9	0.0	-1.4
4/5/2022 13:40	1.8	4/5/2022 13:40	7.6	0.0	5.8
4/5/2022 13:50	2	4/5/2022 13:50	7	0.0	5
4/5/2022 14:00	1.1	4/5/2022 14:00	8.4	0.0	7.3
4/5/2022 14:10	0.9	4/5/2022 14:10	10.5	0.0	9.6
4/5/2022 14:20	7.6	4/5/2022 14:20	9.7	0.0	2.1
4/5/2022 14:30	28.4	4/5/2022 14:30	18.8	0.0	-9.6
4/5/2022 14:40	63.1	4/5/2022 14:40	46.5	0.0	-16.6
4/5/2022 14:50	36.5	4/5/2022 14:50	45.9	0.0	9.4
4/5/2022 15:00	24.7	4/5/2022 15:00	18.6	0.0	-6.1
4/5/2022 15:10	22.5	4/5/2022 15:10	12.9	0.0	-9.6
					0
					0
					0
					0
					0

*****Particulate Threshold PM 10 15minute average = 100µg/m³ above background***

BRYDGES ENGINEERING
IN ENVIRONMENT AND ENERGY, DPC

Site Name: Pilgrim Village-Senior Site (915363) **Date:** Tuesday, April 5, 2022

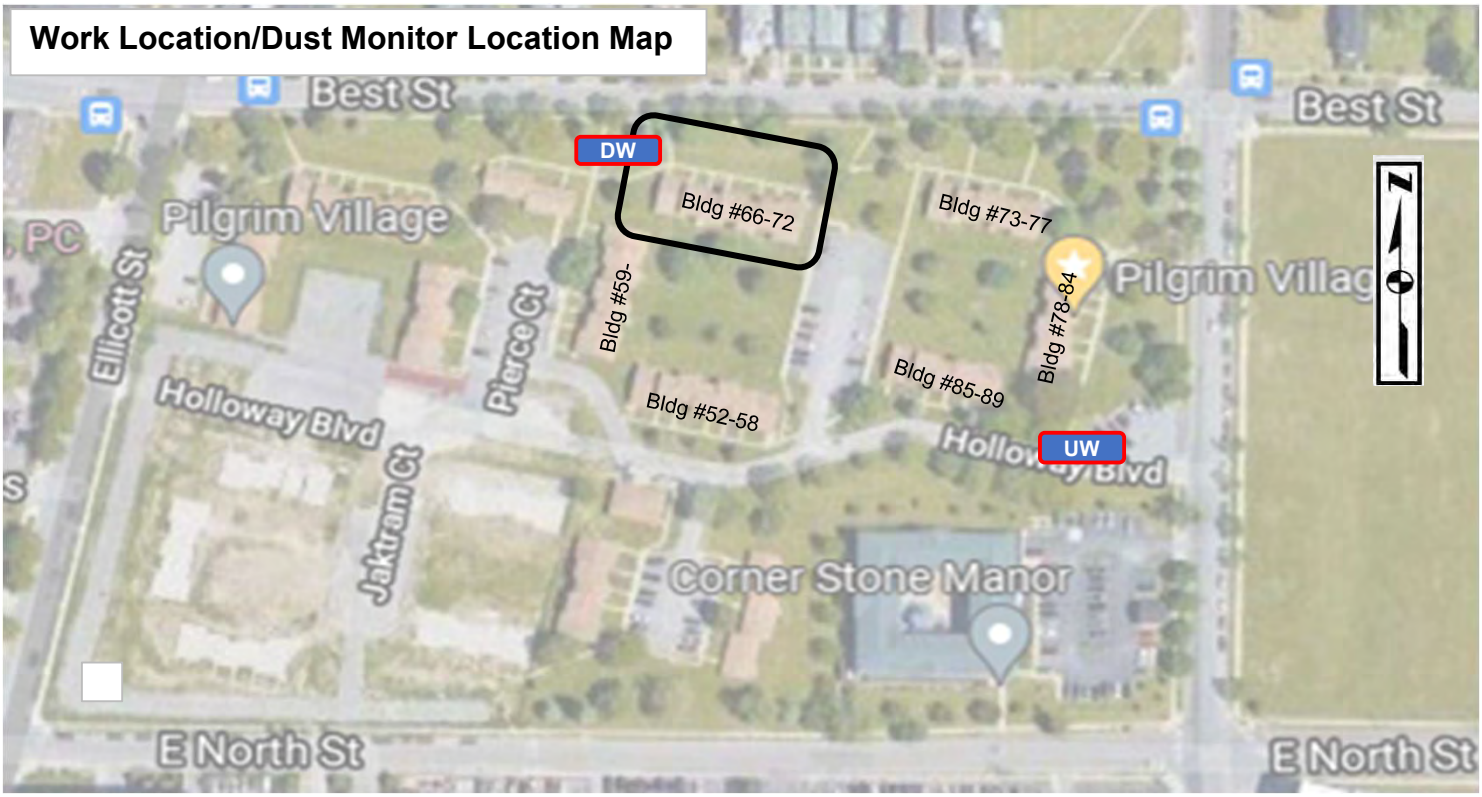

LEGEND

- UW — Dust Monitor Location (Upwind)
- DW — Dust Monitor Location (Downwind)
- Work Location

960 Busti Ave.
Buffalo, New York 14213

DAILY FIELD REPORT

Date:	Wednesday, April 6, 2022
Site Name:	Pilgrim Village-Senior Site (915363)
Location:	1100 Michigan Ave., Buffalo
Contractor-Subcontrators:	Kulbacks -
Weather Conditions:	Cloudy 47 Deg F Wind: N 5mph

Description of Work Performed:

Excavating north side of buildings along Best St.

Loading trucks with contaminated soil to haul to Tonawanda Landfill.

Concrete from foundations is stockpiled and ready to be hauled off site to a recycling yard.

Dust monitors running. No idication of dust.

(Use attached sheet for additional work description)

Problems/Observations Noted:
None

Health and Safety Monitoring:
None

Contractor Work Force:	Kulbacks: 1 Superintendant 3 operators
Contractor Equipment:	Kulbacks: 2 excavators, 2 dozers, 1 skidsteer, 2 rollers
Attachments:	Daily Photolog, Air Monitoring Report, Work Location Map
Inspector's Name:	Libby Broderick

BRYDGES ENGINEERING
IN ENVIRONMENT AND ENERGY, DPC

960 Busti Ave.
Buffalo, New York 14213

DAILY FIELD REPORT

Date:	Wednesday, April 6, 2022
Site Name:	Pilgrim Village-Senior Site (915363)
Location:	1100 Michigan Ave., Buffalo

Description of Work Performed (cont):

Materials Import/Export

Imported Material:

Material	Truck #		Loads		Amount (Tons)
				Total Stone Delivered (Tons)	0

Exported Material:

Material	Destination	Loads
Contaminated Soil	Tonawanda Landfill	41
	Total Material Hauled - Approx. (Tons)	**820**
	Total Material Hauled - Approx. (Tons)	**0**

Photo Log

Site: Pilgrim Village-Senior Site (915363) **Date:** Wednesday, April 6, 2022

Excavating north side of property along Best St. Looking north.

Concrete from basements, stockpiled and ready to be hauled to recycling yard. Looking north.

Removed contaminated material along south end of property. Looking north.

BRYDGES ENGINEERING
IN ENVIRONMENT AND ENERGY, DPC

Date: Wednesday, April 6, 2022

Site Name: Pilgrim Village-Senior Site (915363)

Upwind Data		Downwind Data			Delta
Time	PM10 15min Average (µg/m³)	Time	PM10 15min Average (µg/m³)	VOC 15min Average (ppm)	PM10 15min Average (µg/m³)
4/6/2022 8:20	0	4/6/2022 8:20	22.5	0.0	22.5
4/6/2022 8:30	7.5	4/6/2022 8:30	20.5	0.0	13
4/6/2022 8:40	12.9	4/6/2022 8:40	29	0.0	16.1
4/6/2022 8:50	9.2	4/6/2022 8:50	29.4	0.0	20.2
4/6/2022 9:00	13.9	4/6/2022 9:00	23.5	0.0	9.6
4/6/2022 9:10	6.7	4/6/2022 9:10	20.9	0.0	14.2
4/6/2022 9:20	9.7	4/6/2022 9:20	20.9	0.0	11.2
4/6/2022 9:30	22	4/6/2022 9:30	18.2	0.0	-3.8
4/6/2022 9:40	37.1	4/6/2022 9:40	15.7	0.0	-21.4
4/6/2022 9:50	52.4	4/6/2022 9:50	17	0.0	-35.4
4/6/2022 10:00	35.8	4/6/2022 10:00	16.9	0.0	-18.9
4/6/2022 10:10	36.8	4/6/2022 10:10	12.8	0.0	-24
4/6/2022 10:20	11.5	4/6/2022 10:20	16.5	0.0	5
4/6/2022 10:30	4.5	4/6/2022 10:30	12.4	0.0	7.9
4/6/2022 10:40	6.9	4/6/2022 10:40	9.8	0.0	2.9
4/6/2022 10:50	4.7	4/6/2022 10:50	8.2	0.0	3.5
4/6/2022 11:00	9.8	4/6/2022 11:00	6.5	0.0	-3.3
4/6/2022 11:10	11.9	4/6/2022 11:10	17.1	0.0	5.2
4/6/2022 11:20	13.6	4/6/2022 11:20	20.6	0.0	7
4/6/2022 11:30	10.5	4/6/2022 11:30	14.2	0.0	3.7
4/6/2022 11:40	16	4/6/2022 11:40	10.1	0.0	-5.9
4/6/2022 11:50	29.4	4/6/2022 11:50	9.3	0.0	-20.1
4/6/2022 12:00	97.7	4/6/2022 12:00	12.3	0.0	-85.4
4/6/2022 12:10	151.8	4/6/2022 12:10	11.3	0.0	-140.5
4/6/2022 12:20	137.1	4/6/2022 12:20	9.5	0.0	-127.6
4/6/2022 12:30	45.5	4/6/2022 12:30	7.3	0.0	-38.2
4/6/2022 12:40	38.7	4/6/2022 12:40	7.3	0.0	-31.4
4/6/2022 12:50	7.9	4/6/2022 12:50	7.5	0.0	-0.4
4/6/2022 13:00	6.6	4/6/2022 13:00	69.9	0.0	63.3
4/6/2022 13:10	23.3	4/6/2022 13:10	116.2	0.0	92.9
4/6/2022 13:20	63.7	4/6/2022 13:20	18.1	0.0	-45.6
4/6/2022 13:30	39.1	4/6/2022 13:30	15.1	0.0	-24
4/6/2022 13:40	4.4	4/6/2022 13:40	30.1	0.0	25.7
4/6/2022 13:50	1.9	4/6/2022 13:50	69.3	0.0	67.4
4/6/2022 14:00	2.3	4/6/2022 14:00	27.3	0.0	25
4/6/2022 14:10	4.7	4/6/2022 14:10	23.7	0.0	19
4/6/2022 14:20	7	4/6/2022 14:20	60.7	0.0	53.7
4/6/2022 14:30	4.7	4/6/2022 14:30	30.4	0.0	25.7
4/6/2022 14:40	11	4/6/2022 14:40	32.1	0.0	21.1
4/6/2022 14:50	9.3	4/6/2022 14:50	87.4	0.0	78.1
4/6/2022 15:00	11.6	4/6/2022 15:00	112.3	0.0	100.7
4/6/2022 15:10	3.1	4/6/2022 15:10	41.4	0.0	38.3
4/6/2022 15:20	5.7	4/6/2022 15:20	34.4	0.0	28.7
					0
					0
					0
					0

*****Particulate Threshold PM 10 15minute average = 100µg/m³ above background***

BRYDGES ENGINEERING
IN ENVIRONMENT AND ENERGY, DPC

Site Name: Pilgrim Village-Senior Site (915363) **Date:** Wednesday, April 6, 2022

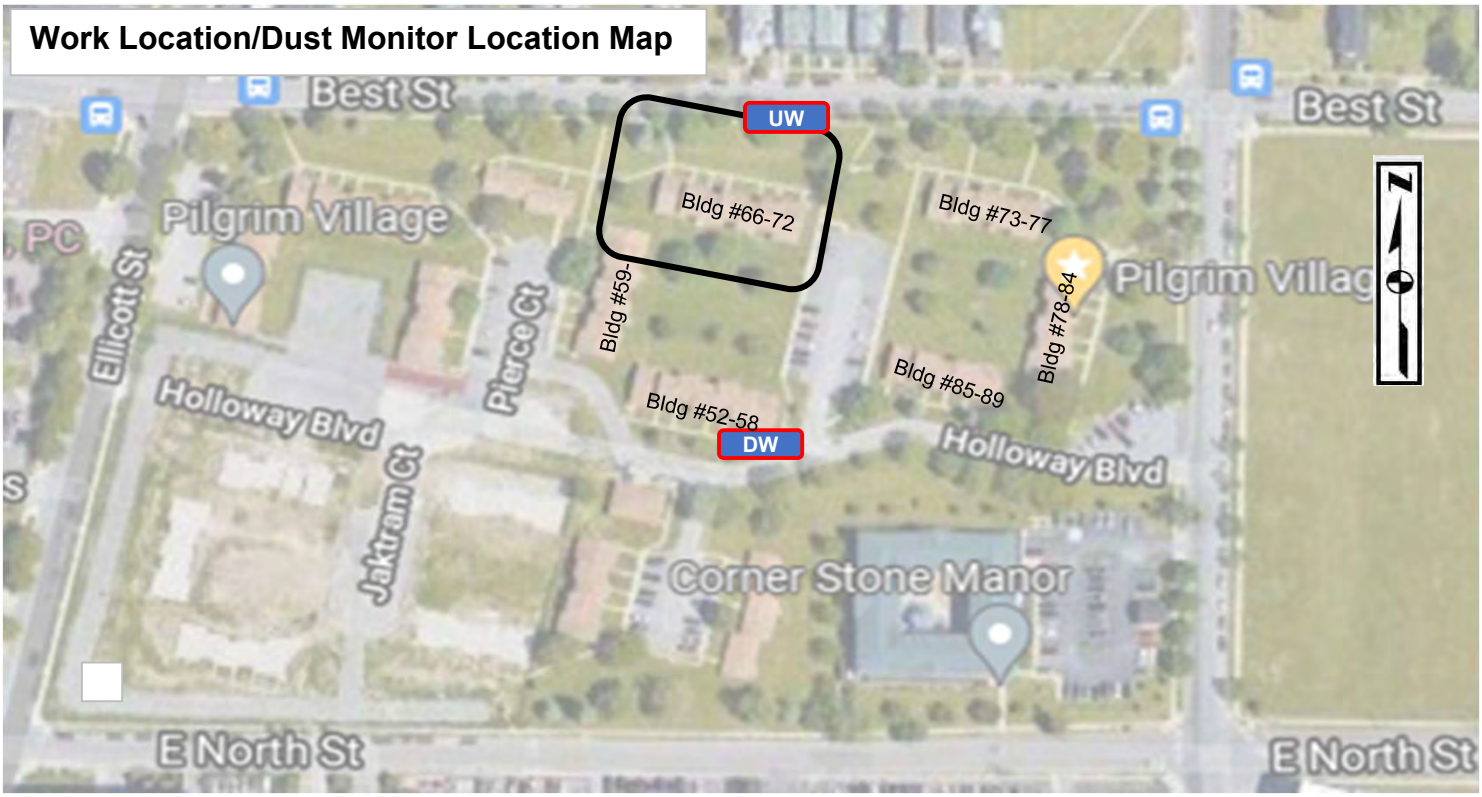

LEGEND

- UW — Dust Monitor Location (Upwind)
- DW — Dust Monitor Location (Downwind)
- Work Location

960 Busti Ave.
Buffalo, New York 14213

DAILY FIELD REPORT

Date:	Thursday, April 7, 2022
Site Name:	Pilgrim Village-Senior Site (915363)
Location:	1100 Michigan Ave., Buffalo
Contractor-Subcontrators:	Kulbacks
Weather Conditions:	Lt. Rain 43 Deg F Wind: SW 6mph

Description of Work Performed:

Loading trucks with concrete debris to haul to Swift River for Recycling.

Excavating on the north side of the site along Best St.

Not hauling contaminated material today.

Dust monitors running. No idication of dust.

(Use attached sheet for additional work description)

Problems/Observations Noted:
None

Health and Safety Monitoring:
None

Contractor Work Force:	Kulbacks: 1 Superintendant 3 operators
Contractor Equipment:	Kulbacks: 2 excavators, 2 dozers, 1 skidsteer, 2 rollers
Attachments:	Daily Photolog, Air Monitoring Report, Work Location Map
Inspector's Name:	Libby Broderick

BRYDGES ENGINEERING
IN ENVIRONMENT AND ENERGY, DPC

960 Busti Ave.
Buffalo, New York 14213

DAILY FIELD REPORT

Date:	Thursday, April 7, 2022
Site Name:	Pilgrim Village-Senior Site (915363)
Location:	1100 Michigan Ave., Buffalo

Description of Work Performed (cont):

Materials Import/Export

Imported Material:

Material	Truck #		Loads		Amount (Tons)
				Total Stone Delivered (Tons)	0

Exported Material:

Material	Destination	Loads
Concrete Debris	Swift River Recycling Yard	33
	Total Material Hauled - Approx. (Tons)	**660**
	Total Material Hauled - Approx. (Tons)	**0**

Photo Log

Site: Pilgrim Village-Senior Site (915363) **Date:** Thursday, April 7, 2022

Concrete debris hauled to recycling yard. Looking south.

Loading concrete debris to haul off site. Looking west.

Most of the concrete foundations at Bldg #69-74 removed. Looking west.

Excavating along the north end of the site along Best St. Looking northwest.

BRYDGES ENGINEERING
IN ENVIRONMENT AND ENERGY, DPC

Date: Thursday, April 7, 2022

Site Name: Pilgrim Village-Senior Site (915363)

Upwind Data		Downwind Data			Delta
Time	PM10 15min Average (µg/m³)	Time	PM10 15min Average (µg/m³)	VOC 15min Average (ppm)	PM10 15min Average (µg/m³)
4/7/2022 8:00	11.6			0.0	-11.6
4/7/2022 8:10	11.4	4/7/2022 8:10	20	0.0	8.6
4/7/2022 8:20	11.3	4/7/2022 8:20	22.8	0.0	11.5
4/7/2022 8:30	10.8	4/7/2022 8:30	19.7	0.0	8.9
4/7/2022 8:40	8.2	4/7/2022 8:40	16.4	0.0	8.2
4/7/2022 8:50	11	4/7/2022 8:50	18	0.0	7
4/7/2022 9:00	9.9	4/7/2022 9:00	19.7	0.0	9.8
4/7/2022 9:10	11.3	4/7/2022 9:10	18	0.0	6.7
4/7/2022 9:10	11.3	4/7/2022 9:10	18	0.0	6.7
4/7/2022 9:30	7.6	4/7/2022 9:30	13.4	0.0	5.8
4/7/2022 9:40	6.1	4/7/2022 9:40	11.4	0.0	5.3
4/7/2022 9:50	6.3	4/7/2022 9:50	11.6	0.0	5.3
4/7/2022 10:00	7.5	4/7/2022 10:00	10.9	0.0	3.4
4/7/2022 10:10	6.4	4/7/2022 10:10	11	0.0	4.6
4/7/2022 10:20	5.8	4/7/2022 10:20	9.5	0.0	3.7
4/7/2022 10:30	6.1	4/7/2022 10:30	9.6	0.0	3.5
4/7/2022 10:40	5.7	4/7/2022 10:40	9	0.0	3.3
4/7/2022 10:50	4.8	4/7/2022 10:50	9.1	0.0	4.3
4/7/2022 11:00	4.8	4/7/2022 11:00	8.6	0.0	3.8
4/7/2022 11:10	5.7	4/7/2022 11:10	8.4	0.0	2.7
4/7/2022 11:20	6.6	4/7/2022 11:20	10.3	0.0	3.7
4/7/2022 11:30	5.8	4/7/2022 11:30	8.3	0.0	2.5
4/7/2022 11:40	7.1	4/7/2022 11:40	7.2	0.0	0.1
4/7/2022 11:50	10.4	4/7/2022 11:50	9.8	0.0	-0.6
4/7/2022 12:00	23.1	4/7/2022 12:00	14.9	0.0	-8.2
4/7/2022 12:10	13.3	4/7/2022 12:10	12.8	0.0	-0.5
4/7/2022 12:20	7.2	4/7/2022 12:20	11.8	0.0	4.6
4/7/2022 12:30	7.6	4/7/2022 12:30	11.6	0.0	4
4/7/2022 12:40	8.1	4/7/2022 12:40	13.2	0.0	5.1
4/7/2022 12:50	8.8	4/7/2022 12:50	12	0.0	3.2
4/7/2022 13:00	9.6	4/7/2022 13:00	13.6	0.0	4
4/7/2022 13:10	11.4	4/7/2022 13:10	15.8	0.0	4.4
4/7/2022 13:20	11.8	4/7/2022 13:20	16.5	0.0	4.7
4/7/2022 13:30	8.9	4/7/2022 13:30	14.7	0.0	5.8
4/7/2022 13:40	7.9	4/7/2022 13:40	11.1	0.0	3.2
4/7/2022 13:50	9.6	4/7/2022 13:50	12.7	0.0	3.1
4/7/2022 14:00	8.2	4/7/2022 14:00	11	0.0	2.8
4/7/2022 14:10	7.5	4/7/2022 14:10	12.7	0.0	5.2
4/7/2022 14:20	9.4	4/7/2022 14:20	11.8	0.0	2.4
4/7/2022 14:30	10.4	4/7/2022 14:30	13.9	0.0	3.5
4/7/2022 14:40	9.6	4/7/2022 14:40	16.3	0.0	6.7
4/7/2022 14:50	8.3	4/7/2022 14:50	15.3	0.0	7
4/7/2022 15:00	10.6	4/7/2022 15:00	13.9	0.0	3.3
4/7/2022 15:10	11.8	4/7/2022 15:10	14.2	0.0	2.4
4/7/2022 15:20	11.8	4/7/2022 15:20	17.6	0.0	5.8
4/7/2022 15:30	11.5				-11.5
					0

*****Particulate Threshold PM 10 15minute average = 100µg/m³ above background***

BRYDGES ENGINEERING
IN ENVIRONMENT AND ENERGY, DPC

Site Name: Pilgrim Village-Senior Site (915363) **Date:** Thursday, April 7, 2022

LEGEND

- UW — Dust Monitor Location (Upwind)
- DW — Dust Monitor Location (Downwind)
- Work Location

BRYDGES ENGINEERING
IN ENVIRONMENT AND ENERGY, DPC

960 Busti Ave.
Buffalo, New York 14213

DAILY FIELD REPORT

Date:	Friday, April 8, 2022
Site Name:	Pilgrim Village-Senior Site (915363)
Location:	1100 Michigan Ave., Buffalo
Contractor-Subcontrators:	Kulbacks
Weather Conditions:	Partly Cloudy 38 Deg F Wind: SW 6mph

Description of Work Performed:

Hauling concrete debris from building foundations to Swift River for Recycling.

Hauling contaminated soil to Taonawanda Landfill.

Excavating along the north side of the property along Best St.

Dust monitors running. No idication of dust.

(Use attached sheet for additional work description)

Problems/Observations Noted:
None

Health and Safety Monitoring:
None

Contractor Work Force:	Kulbacks: 1 Superintendant 3 operators
Contractor Equipment:	Kulbacks: 2 excavators, 2 dozers, 1 skidsteer, 2 rollers
Attachments:	Daily Photolog, Air Monitoring Report, Work Location Map
Inspector's Name:	Libby Broderick

960 Busti Ave.
Buffalo, New York 14213

DAILY FIELD REPORT

Date:	Friday, April 8, 2022
Site Name:	Pilgrim Village-Senior Site (915363)
Location:	1100 Michigan Ave., Buffalo

Description of Work Performed (cont):

Materials Import/Export

Imported Material:

Material	Truck #		Loads		Amount (Tons)
				Total Stone Delivered (Tons)	0

Exported Material:

Material	Destination	Loads
Contaminated Material	Tonawanda Landfill	12
Concrete Debris	Swift River Recycling Yard	48
	Total Material Hauled - Approx. (Tons)	**960**
	Total Material Hauled - Approx. (Tons)	**0**

Photo Log

Site: Pilgrim Village-Senior Site (915363) **Date:** Friday, April 8, 2022

Loading concrete debris to trucks to haul to recycling center.

Excavating on the north side of the site along Best St. Looking northwest.

Removed contaminated material to approximately 3' BG. Looking southwest.

BRYDGES ENGINEERING
IN ENVIRONMENT AND ENERGY, DPC

Date: Friday, April 8, 2022

Site Name: Pilgrim Village-Senior Site (915363)

Upwind Data		Downwind Data			Delta
Time	PM10 15min Average (µg/m³)	Time	PM10 15min Average (µg/m³)	VOC 15min Average (ppm)	PM10 15min Average (µg/m³)
4/8/2022 7:50	4.3	4/8/2022 7:50	8.1	0.0	3.8
4/8/2022 8:00	2.7	4/8/2022 8:00	6.8	0.0	4.1
4/8/2022 8:10	6.6	4/8/2022 8:10	8.4	0.0	1.8
4/8/2022 8:20	7	4/8/2022 8:20	8.1	0.0	1.1
4/8/2022 8:30	9.3	4/8/2022 8:30	5.8	0.0	-3.5
4/8/2022 8:40	4.6	4/8/2022 8:40	9.1	0.0	4.5
4/8/2022 8:50	4.2	4/8/2022 8:50	9.8	0.0	5.6
4/8/2022 9:00	4.9	4/8/2022 9:00	11	0.0	6.1
4/8/2022 9:10	3	4/8/2022 9:10	11	0.0	8
4/8/2022 9:20	3.9	Reboot Equip.			-3.9
4/8/2022 9:30	3.6	4/8/2022 9:30	7.4	0.0	3.8
4/8/2022 9:40	3.2	4/8/2022 9:40	14.8	0.0	11.6
4/8/2022 9:50	3.9	4/8/2022 9:50	8	0.0	4.1
4/8/2022 10:00	5.2	4/8/2022 10:00	9.6	0.0	4.4
4/8/2022 10:10	5.7	4/8/2022 10:10	8	0.0	2.3
4/8/2022 10:20	6.8	4/8/2022 10:20	8	0.0	1.2
4/8/2022 10:30	5.3	4/8/2022 10:30	7.3	0.0	2
4/8/2022 10:40	3.8	4/8/2022 10:40	6.4	0.0	2.6
4/8/2022 10:50	3.8	4/8/2022 10:50	6.9	0.0	3.1
4/8/2022 11:00	3.3	4/8/2022 11:00	8.9	0.0	5.6
4/8/2022 11:10	8	4/8/2022 11:10	11.8	0.0	3.8
4/8/2022 11:20	8.2	4/8/2022 11:20	12.8	0.0	4.6
4/8/2022 11:30	6.2	4/8/2022 11:30	14.6	0.0	8.4
4/8/2022 11:40	6.9	4/8/2022 11:40	16.7	0.0	9.8
4/8/2022 11:50	6.5	4/8/2022 11:50	10.2	0.0	3.7
4/8/2022 12:00	10.7	4/8/2022 12:00	13.9	0.0	3.2
4/8/2022 12:10	13.5	4/8/2022 12:10	23.6	0.0	10.1
4/8/2022 12:20	8.7	4/8/2022 12:20	20	0.0	11.3
4/8/2022 12:30	5.1	4/8/2022 12:30	14.2	0.0	9.1
4/8/2022 12:40	6.8	4/8/2022 12:40	6.2	0.0	-0.6
4/8/2022 12:50	5.6	4/8/2022 12:50	7.4	0.0	1.8
4/8/2022 13:00	8.8	4/8/2022 13:00	14.4	0.0	5.6
4/8/2022 13:10	8.6	4/8/2022 13:10	15.2	0.0	6.6
4/8/2022 13:20	9.2	4/8/2022 13:20	12.2	0.0	3
4/8/2022 13:30	8.7	4/8/2022 13:30	10.1	0.0	1.4
4/8/2022 13:40	6.9	4/8/2022 13:40	11.3	0.0	4.4
4/8/2022 13:50	12	4/8/2022 13:50	8.2	0.0	-3.8
4/8/2022 14:00	11.8	4/8/2022 14:00	8.8	0.0	-3
4/8/2022 14:10	15.4	4/8/2022 14:10	7.8	0.0	-7.6
4/8/2022 14:20	15.7	4/8/2022 14:20	10.9	0.0	-4.8
4/8/2022 14:30	131.8	4/8/2022 14:30	11.2	0.0	-120.6
4/8/2022 14:40	7.1	4/8/2022 14:40	6.6	0.0	-0.5
4/8/2022 14:50	4.4	4/8/2022 14:50	9.8	0.0	5.4
4/8/2022 15:00	14.1	4/8/2022 15:00	14.1	0.0	0
4/8/2022 15:10	20.4	4/8/2022 15:10	12.8	0.0	-7.6
					0
					0

*****Particulate Threshold PM 10 15minute average = 100µg/m³ above background***

BRYDGES ENGINEERING
IN ENVIRONMENT AND ENERGY, DPC

Site Name: Pilgrim Village-Senior Site (915363) **Date:** Friday, April 8, 2022

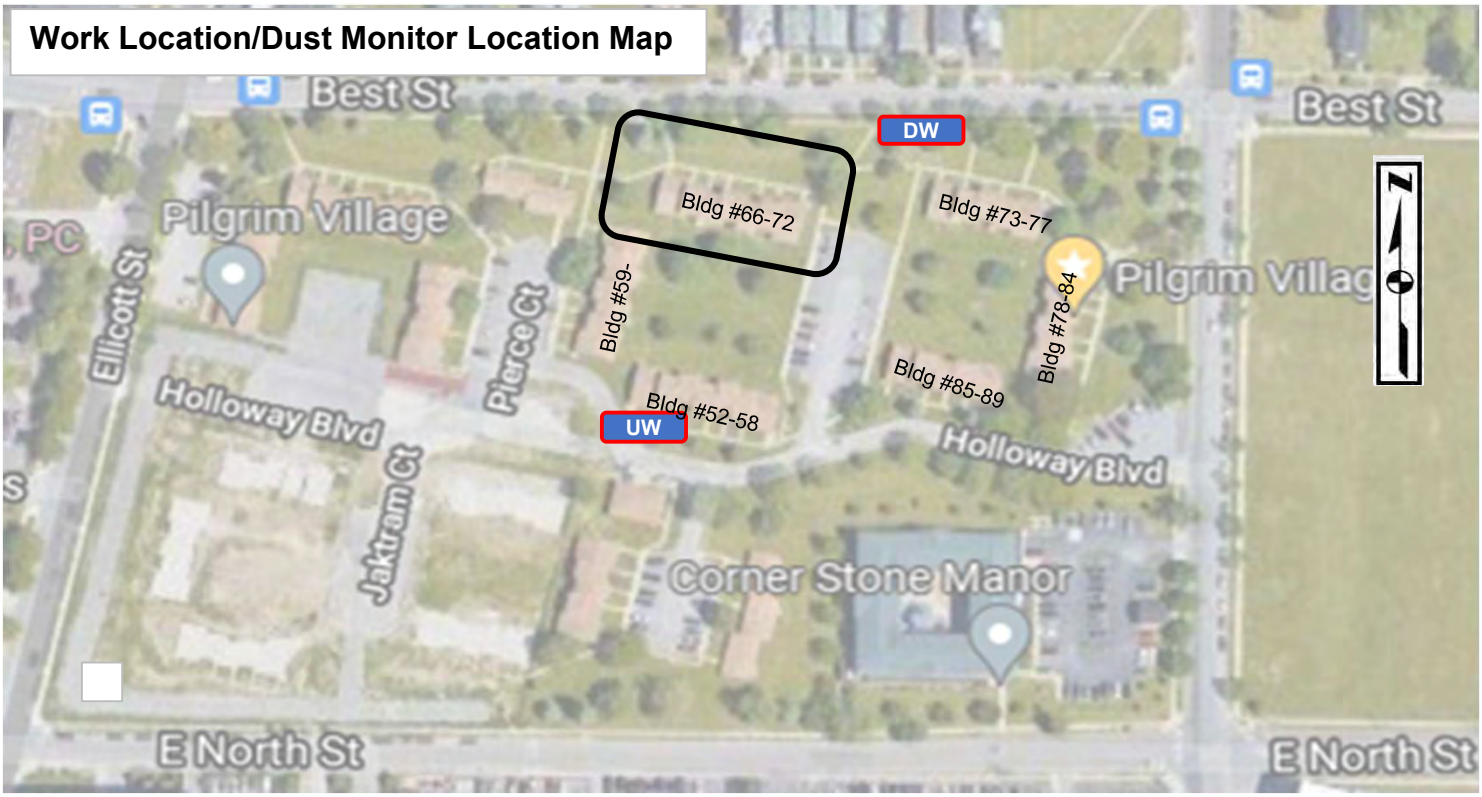

LEGEND

- UW — Dust Monitor Location (Upwind)
- DW — Dust Monitor Location (Downwind)
- Work Location

BRYDGES ENGINEERING
IN ENVIRONMENT AND ENERGY, DPC

960 Busti Ave.
Buffalo, New York 14213

DAILY FIELD REPORT

Date:	Monday, April 11, 2022
Site Name:	Pilgrim Village-Senior Site (915363)
Location:	1100 Michigan Ave., Buffalo
Contractor-Subcontrators:	Kulbacks
Weather Conditions:	Partly Cloudy 35 Deg F Wind: W 8mph

Description of Work Performed:

Excavating contaminated material from north end of site along Best St.

Imported soil from approved off site stockpile.

(Use attached sheet for additional work description)

Problems/Observations Noted:
None

Health and Safety Monitoring:
None

Contractor Work Force:	Kulbacks: 1 Superintendant 3 operators
Contractor Equipment:	Kulbacks: 2 excavators, 2 dozers, 1 skidsteer, 2 rollers
Attachments:	Daily Photolog, Air Monitoring Report, Work Location Map
Inspector's Name:	Sydney Deck

960 Busti Ave.
Buffalo, New York 14213

DAILY FIELD REPORT

Date:	Monday, April 11, 2022
Site Name:	Pilgrim Village-Senior Site (915363)
Location:	1100 Michigan Ave., Buffalo

Description of Work Performed (cont):

Materials Import/Export

Imported Material:

Material	Truck #		Loads		Amount (Tons)
				Total Stone Delivered (Tons)	0

Exported Material:

Material	Destination	Loads
Contaminated Soil	Tonawanda Landfill	42
	Total Material Hauled - Approx. (Tons)	**840**
	Total Material Hauled - Approx. (Tons)	**0**

Photo Log

Site: Pilgrim Village-Senior Site (915363) **Date:** Monday, April 11, 2022

Northwest facing corner where excavating is still in progress

South facing edge, remains of concrete foundation awaiting removal

Excavating material on north end of the site along Best St.

BRYDGES ENGINEERING
IN ENVIRONMENT AND ENERGY, DPC

Date: Monday, April 11, 2022

Site Name: Pilgrim Village-Senior Site (915363)

Upwind Data		Downwind Data			Delta
Time	PM10 15min Average (µg/m³)	Time	PM10 15min Average (µg/m³)	VOC 15min Average (ppm)	PM10 15min Average (µg/m³)
		4/11/2022 7:50	27.3	0.0	27.3
		4/11/2022 8:00	40.9	0.0	40.9
4/11/2022 8:10	0.3	4/11/2022 8:10	28.1	0.0	27.8
4/11/2022 8:20	1.3	4/11/2022 8:20	14.9	0.0	13.6
4/11/2022 8:30	5.8	4/11/2022 8:30	24.3	0.0	18.5
4/11/2022 8:40	10.4	4/11/2022 8:40	54.4	0.0	44
4/11/2022 8:50	14.9	4/11/2022 8:50	57.4	0.0	42.5
4/11/2022 9:00	7.8	4/11/2022 9:00	44.8	0.0	37
4/11/2022 9:10	11.6	4/11/2022 9:10	44.8	0.0	33.2
4/11/2022 9:20	7.6	4/11/2022 9:20	53.9	0.0	46.3
4/11/2022 9:30	12.6	4/11/2022 9:30	8.8	0.0	-3.8
4/11/2022 9:40	14.6	4/11/2022 9:40	7.2	0.0	-7.4
4/11/2022 9:50	3.1	4/11/2022 9:50	10.1	0.0	7
4/11/2022 10:00	22.1	4/11/2022 10:00	11.5	0.0	-10.6
4/11/2022 10:10	28.7	4/11/2022 10:10	9.4	0.0	-19.3
4/11/2022 10:20	20.4	4/11/2022 10:20	5.1	0.0	-15.3
4/11/2022 10:30	23.7	4/11/2022 10:30	7.7	0.0	-16
4/11/2022 10:40	20.5	4/11/2022 10:40	7.6	0.0	-12.9
4/11/2022 10:50	3.9	4/11/2022 10:50	6	0.0	2.1
4/11/2022 11:00	11.8	4/11/2022 11:00	9.4	0.0	-2.4
4/11/2022 11:10	11.9	4/11/2022 11:10	22.8	0.0	10.9
4/11/2022 11:20	14	4/11/2022 11:20	48.8	0.0	34.8
4/11/2022 11:30	12	4/11/2022 11:30	70.5	0.0	58.5
4/11/2022 11:40	26.2	4/11/2022 11:40	125.1	0.0	98.9
4/11/2022 11:50	15.1	4/11/2022 11:50	90.1	0.0	75
4/11/2022 12:00	18.1	4/11/2022 12:00	11.5	0.0	-6.6
4/11/2022 12:10	22.6	4/11/2022 12:10	28.8	0.0	6.2
4/11/2022 12:20	19.6	4/11/2022 12:20	119.2	0.0	99.6
4/11/2022 12:30	19.7	4/11/2022 12:30	15.4	0.0	-4.3
4/11/2022 12:40	11.5	4/11/2022 12:40	8.4	0.0	-3.1
4/11/2022 12:50	31.4	4/11/2022 12:50	15.9	0.0	-15.5
4/11/2022 13:00	30.8	4/11/2022 13:00	16.2	0.0	-14.6
4/11/2022 13:10	26.4	4/11/2022 13:10	11.7	0.0	-14.7
4/11/2022 13:20	33.7	4/11/2022 13:20	13.1	0.0	-20.6
4/11/2022 13:30	15.3	4/11/2022 13:30	10.5	0.0	-4.8
4/11/2022 13:40	38.7	4/11/2022 13:40	12.4	0.0	-26.3
4/11/2022 13:50	35	4/11/2022 13:50	13.1	0.0	-21.9
4/11/2022 14:00	27.1	4/11/2022 14:00	8.4	0.0	-18.7
4/11/2022 14:10	36	4/11/2022 14:10	9.6	0.0	-26.4
4/11/2022 14:20	20.4	4/11/2022 14:20	10.4	0.0	-10
					0
					0
					0
					0
					0
					0
					0

*****Particulate Threshold PM 10 15minute average = 100µg/m³ above background***

BRYDGES ENGINEERING
IN ENVIRONMENT AND ENERGY, DPC

Site Name: Pilgrim Village-Senior Site (915363) **Date:** Monday, April 11, 2022

Work Location/Dust Monitor Location

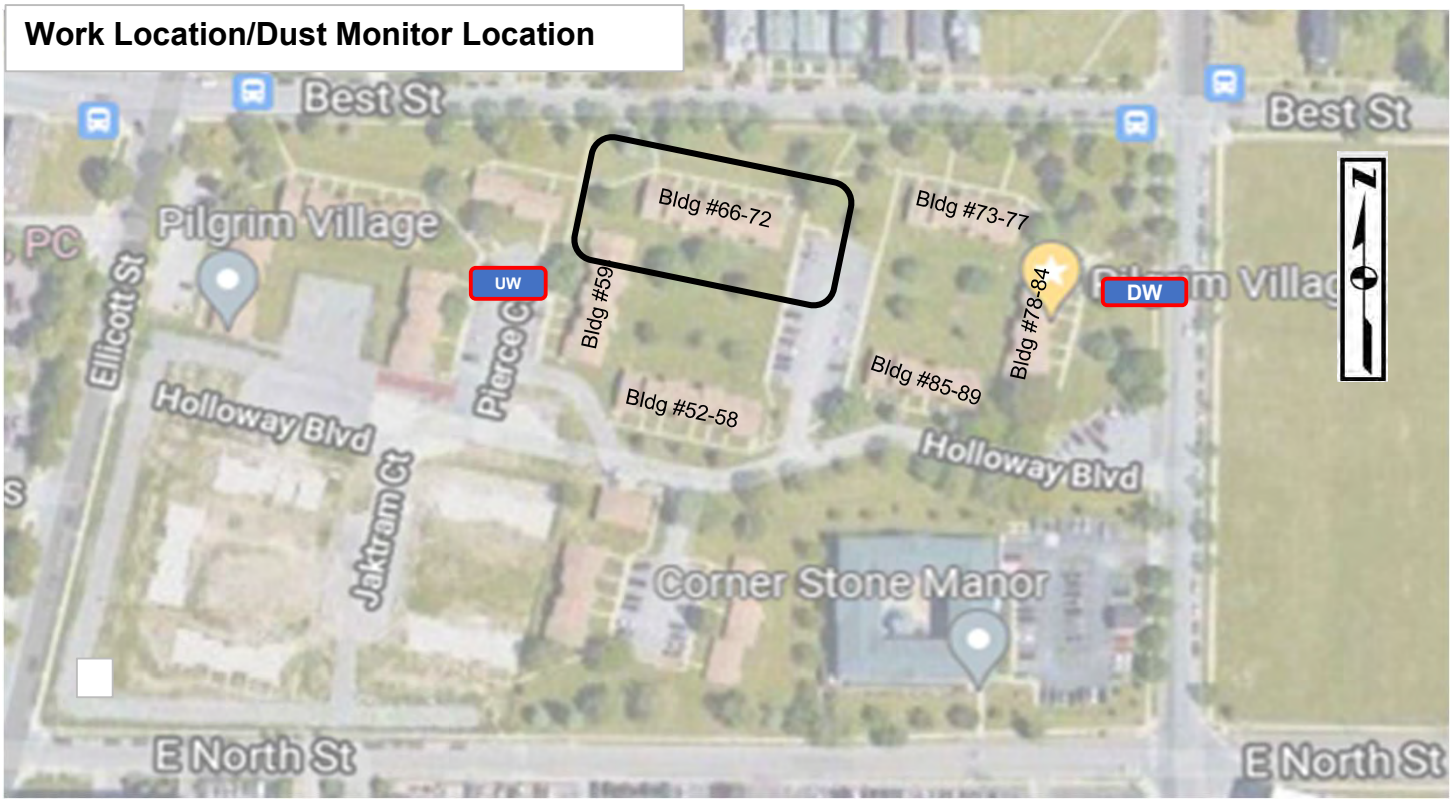

LEGEND

- UW — Dust Monitor Location (Upwind)
- DW — Dust Monitor Location (Downwind)
- Work Location

960 Busti Ave.
Buffalo, New York 14213

DAILY FIELD REPORT

Date:	Tuesday, April 12, 2022
Site Name:	Pilgrim Village-Senior Site (915363)
Location:	1100 Michigan Ave., Buffalo
Contractor-Subcontrators:	Kulbacks
Weather Conditions:	Foggy 42 Deg F Wind: SW 8mph

Description of Work Performed:

Loading contaminated soil to trucks to ahul to Tonawanda Landfill

Excavating along the north side of the property along Best St.

Dust monitors running. No idication of dust.

(Use attached sheet for additional work description)

Problems/Observations Noted:
None

Health and Safety Monitoring:
None

Contractor Work Force:	Kulbacks: 1 Superintendant 3 operators
Contractor Equipment:	Kulbacks: 2 excavators, 2 dozers, 1 skidsteer, 2 rollers
Attachments:	Daily Photolog, Air Monitoring Report, Work Location Map
Inspector's Name:	Libby Broderick

BRYDGES ENGINEERING
IN ENVIRONMENT AND ENERGY, DPC

960 Busti Ave.
Buffalo, New York 14213

DAILY FIELD REPORT

Date:	Tuesday, April 12, 2022
Site Name:	Pilgrim Village-Senior Site (915363)
Location:	1100 Michigan Ave., Buffalo

Description of Work Performed (cont):

Materials Import/Export

Imported Material:

Material	Truck #		Loads		Amount (Tons)
			Total Stone Delivered (Tons)		0

Exported Material:

Material	Destination	Loads
Contaminated Material	Tonawanda Landfill	17
	Total Material Hauled - Approx. (Tons)	**0**
	Total Material Hauled - Approx. (Tons)	**0**

Photo Log

Site: Pilgrim Village-Senior Site (915363) **Date:** Tuesday, April 12, 2022

Removed contaminated material to approximately 3' BG. Looking southwest.

Removed contaminated material to approximately 3' BG. Looking southwest.

Basement from Bldg #66-72 partially remains/ Looking southwest.

Excavating on the north side of the site along Best St. Looking northwest.

BRYDGES ENGINEERING
IN ENVIRONMENT AND ENERGY, DPC

Date: Tuesday, April 12, 2022

Site Name: Pilgrim Village-Senior Site (915363)

Upwind Data		Downwind Data			Delta
Time	PM10 15min Average (µg/m³)	Time	PM10 15min Average (µg/m³)	VOC 15min Average (ppm)	PM10 15min Average (µg/m³)
4/12/2022 8:10	0.9			0.0	-0.9
4/12/2022 8:20	3.9	4/12/2022 8:20	9.9	0.0	6
4/12/2022 8:30	5.5	4/12/2022 8:30	9.9	0.0	4.4
4/12/2022 8:40	10.4	4/12/2022 8:40	10.2	0.0	-0.2
4/12/2022 8:50	7.1	4/12/2022 8:50	9.1	0.0	2
4/12/2022 9:00	3.2	4/12/2022 9:00	8.5	0.0	5.3
4/12/2022 9:10	3.7	4/12/2022 9:10	7.3	0.0	3.6
4/12/2022 9:20	0.6	4/12/2022 9:20	7.4	0.0	6.8
4/12/2022 9:30	0.9	4/12/2022 9:30	7.7	0.0	6.8
4/12/2022 9:40	2.2	4/12/2022 9:40	9.1	0.0	6.9
4/12/2022 9:50	3.8	4/12/2022 9:50	12.7	0.0	8.9
4/12/2022 10:00	3.1	4/12/2022 10:00	12.7	0.0	9.6
4/12/2022 10:10	4.3	4/12/2022 10:10	12.3	0.0	8
4/12/2022 10:20	5.2	4/12/2022 10:20	11.6	0.0	6.4
4/12/2022 10:30	5.3	4/12/2022 10:30	10.9	0.0	5.6
4/12/2022 10:40	6	4/12/2022 10:40	12	0.0	6
4/12/2022 10:50	4.7	4/12/2022 10:50	10.4	0.0	5.7
4/12/2022 11:00	6.2	4/12/2022 11:00	8.3	0.0	2.1
4/12/2022 11:10	5.8	4/12/2022 11:10	11.6	0.0	5.8
4/12/2022 11:20	8.9	4/12/2022 11:20	12.5	0.0	3.6
4/12/2022 11:30	10.5	4/12/2022 11:30	11.8	0.0	1.3
4/12/2022 11:40	7.3	4/12/2022 11:40	11	0.0	3.7
4/12/2022 11:50	7.4	4/12/2022 11:50	9.1	0.0	1.7
4/12/2022 12:00	4.3	4/12/2022 12:00	7.1	0.0	2.8
4/12/2022 12:10	0.5	4/12/2022 12:10	8.2	0.0	7.7
4/12/2022 12:20	1	4/12/2022 12:20	10.5	0.0	9.5
4/12/2022 12:30	2.7	4/12/2022 12:30	9.7	0.0	7
4/12/2022 12:40	4.6	4/12/2022 12:40	7.5	0.0	2.9
4/12/2022 12:50	5.9	4/12/2022 12:50	8.2	0.0	2.3
4/12/2022 13:00	17.2	4/12/2022 13:00	9	0.0	-8.2
4/12/2022 13:10	15.8	4/12/2022 13:10	9.4	0.0	-6.4
4/12/2022 13:20	8.5	4/12/2022 13:20	12.3	0.0	3.8
4/12/2022 13:30	7.5	4/12/2022 13:30	10.6	0.0	3.1
4/12/2022 13:40	6.7	4/12/2022 13:40	8.7	0.0	2
4/12/2022 13:50	6.3	4/12/2022 13:50	7.9	0.0	1.6
4/12/2022 14:00	3.8	4/12/2022 14:00	9.9	0.0	6.1
4/12/2022 14:10	7.9	4/12/2022 14:10	5.2	0.0	-2.7
4/12/2022 14:20	7.8	4/12/2022 14:20	3.2	0.0	-4.6
4/12/2022 14:30	5	4/12/2022 14:30	4.1	0.0	-0.9
4/12/2022 14:40	5.2	4/12/2022 14:40	6.4	0.0	1.2
4/12/2022 14:50	6.1	4/12/2022 14:50	5.9	0.0	-0.2
4/12/2022 15:00	4.5	4/12/2022 15:00	4.6	0.0	0.1
4/12/2022 15:10	10.1	4/12/2022 15:10	5.4	0.0	-4.7
4/12/2022 15:20	11.8	4/12/2022 15:20	4.7	0.0	-7.1
		4/12/2022 15:30	7.7	0.0	7.7
					0
					0

Threshold PM

BRYDGES ENGINEERING
IN ENVIRONMENT AND ENERGY, DPC

Site Name: Pilgrim Village-Senior Site (915363) **Date:** Tuesday, April 12, 2022

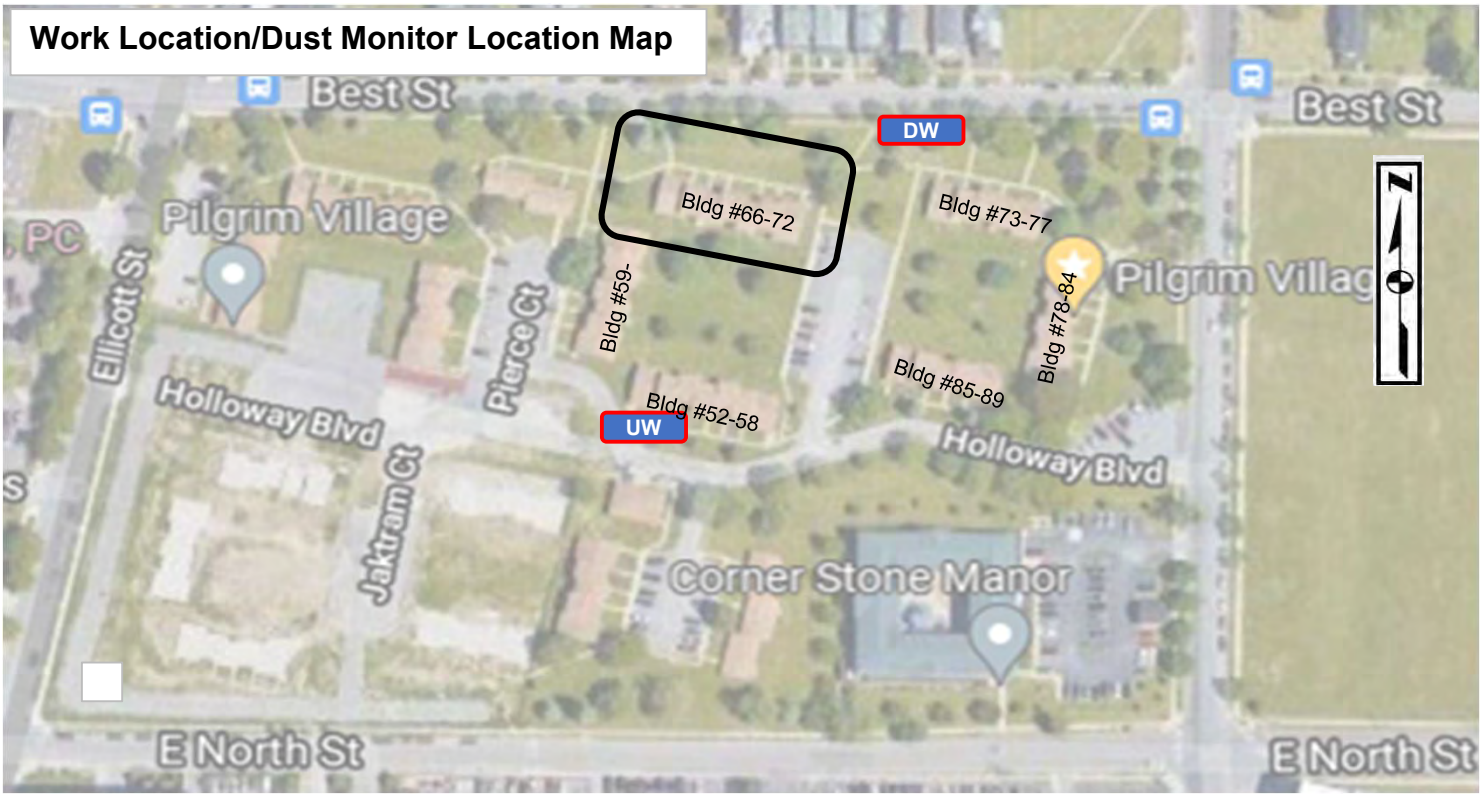

LEGEND

- UW — Dust Monitor Location (Upwind)
- DW — Dust Monitor Location (Downwind)
- Work Location

960 Busti Ave.
Buffalo, New York 14213

Daily Field Report	
Date:	Wednesday, April 13, 2022
Site Name:	Pilgrim Village-Senior Site (915362)
Location:	1100 Michigan Ave. Buffalo New York
Contractor/Sub-Contractor:	Kulbacks - Empire Building Diagnostics (EBD)
Weather Conditions:	Cloudy 54 ˚F SE 0-10 mph
Description of Work Performed:	Loaded trucks with contaiminated soil to haul to Tonowanda Landfill 48 Loads No indication of dust from monitors rain at 2:30pm
Problems/Observations	none
Health and Saftey Concerns:	none
Contractor Work Force:	kulbacks - 1 supervisor 3- operators
Contractor Equipment	

Attachments : Daily report, Photo Log, Air Monitoring Report, Work Location Map

Inspectors Name	Sydney Deck

960 Busti Ave.
Buffalo, New York 14213

Daily Field Report Continued			
Date:	Wednesday, April 13, 2022		
Site Name:	Pilgrim Village-Senior Site (915362)		
Location:	1100 Michigan Ave. Buffalo New York		
Work Performed Con't:			
Imported Material			
Material	Truck #	Loads:	Amount (Tons)
Exported Material			
Material	Destination		Loads
Contaiminated soil	Tonawanda Landfill		48
	Total Material Hauled - Approx. (Tons)		

960 Busti Ave.
Buffalo, New York 14213

Photo Log	
Date:	Wednesday, April 13, 2022
Site Name:	Pilgrim Village-Senior Site (915362)

containiminated soil being hauled out to landfill

south border of site - containiminated soil

BRYDGES ENGINEERING
IN ENVIRONMENT AND ENERGY, DPC

960 Busti Ave.
Buffalo, New York 14213

Air Quality Data

Date:	Wednesday, April 13, 2022
Site Name:	Pilgrim Village-Senior Site (915362)

Upwind Data		Downwind Data			Delta
Time	PM 10 - 15 min AVG (µg/m³)	Time	PM 10 - 15 min AVG (µg/m³)	VOC	PM 10 - 15m AVG (µg/m³)
4/13/22 8:00	32.8	4/13/22 8:00	235.6	0	202.8
4/13/22 8:10	41.5	4/13/22 8:10	141.2	0	99.7
4/13/22 8:20	47.3	4/13/22 8:20	107.8	0	60.5
4/13/22 8:30	64.5	4/13/22 8:30	29.2	0	-35.3
4/13/22 8:40	23.8	4/13/22 8:40	15.5	0	-8.3
4/13/22 8:50	27	4/13/22 8:50	11.6	0	-15.4
4/13/22 9:00	19.6	4/13/22 9:00	11.6	0	-8
4/13/22 9:10	18.2	4/13/22 9:10	12.8	0	-5.4
4/13/22 9:20	44.7	4/13/22 9:20	9.9	0	-34.8
4/13/22 9:30	36	4/13/22 9:30	10.2	0	-25.8
4/13/22 9:40	51.9	4/13/22 9:40	14.2	0	-37.7
4/13/22 9:50	36.6	4/13/22 9:50	15.3	0	-21.3
4/13/22 10:00	25.2	4/13/22 10:00	15.6	0	-9.6
4/13/22 10:10	47.5	4/13/22 10:10	16.3	0	-31.2
4/13/22 10:20	31.2	4/13/22 10:20	15	0	-16.2
4/13/22 10:30	36	4/13/22 10:30	16	0	-20
4/13/22 10:40	24	4/13/22 10:40	14	0	-10
4/13/22 10:50	17.4	4/13/22 10:50	11.9	0	-5.5
4/13/22 11:00	44.6	4/13/22 11:00	12.6	0	-32
4/13/22 11:10	43.4	4/13/22 11:10	14.9	0	-28.5
4/13/22 11:20	43.2	4/13/22 11:20	14.4	0	-28.8
4/13/22 11:30	26.3	4/13/22 11:30	13	0	-13.3
4/13/22 11:40	10.4	4/13/22 11:40	13	0	2.6
4/13/22 11:50	20.9	4/13/22 11:50	14.5	0	-6.4
4/13/22 12:00	38.2	4/13/22 12:00	18.3	0	-19.9
4/13/22 12:10	50	4/13/22 12:10	24.4	0	-25.6
4/13/22 12:20	15.3	4/13/22 12:20	41.5	0	26.2
4/13/22 12:30	15	4/13/22 12:30	26.3	0	11.3
4/13/22 12:40	15	4/13/22 12:40	19.1	0	4.1
4/13/22 12:50	13.5	4/13/22 12:50	16.7	0	3.2
4/13/22 13:00	26.7	4/13/22 13:00	39.2	0	12.5
4/13/22 13:10	107.4	4/13/22 13:10	27.6	0	-79.8
4/13/22 13:20	112.6	4/13/22 13:20	15.2	0	-97.4
4/13/22 13:30	73.7	4/13/22 13:30	20.5	0	-53.2
4/13/22 13:40	46.4	4/13/22 13:40	33.1	0	-13.3
4/13/22 13:50	30.9	4/13/22 13:50	27.1	0	-3.8
4/13/22 14:00	70	4/13/22 14:00	13.9	0	-56.1
4/13/22 14:10	67.2	4/13/22 14:10	14.8	0	-52.4
4/13/22 14:20	51.5	4/13/22 14:20	21.7	0	-29.8
4/13/22 14:30	62.5	4/13/22 14:30	53.6	0	-8.9
4/13/22 14:40	32.7	4/13/22 14:40	10	0	-22.7
4/13/22 14:50	11.7	4/13/22 14:50	8.9	0	-2.8
4/13/22 15:00	14	4/13/22 15:00	9.5	0	-4.5
4/13/22 15:10	13.5	4/13/22 15:10	14.6	0	1.1
4/13/22 15:20	11				-11
					0

*****Particulate Threshold PM 10 15minute average = 100µg/m³ above background***

960 Busti Ave.
Buffalo, New York 14213

Work Location Map	
Date:	Wednesday, April 13, 2022
Site Name:	Pilgrim Village-Senior Site (915362)

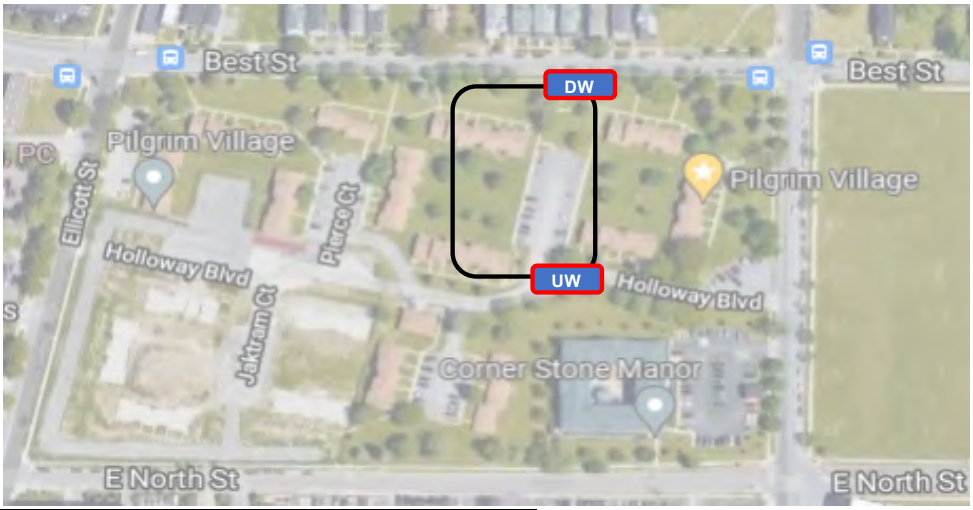

Legend	
UW	Dust monitor location (Upwind)
DW	Dust monitor location (Downwind)
	Work Location

960 Busti Ave.
Buffalo, New York 14213

DAILY FIELD REPORT

Date:	Thursday, April 14, 2022
Site Name:	Pilgrim Village-Senior Site (915363)
Location:	1100 Michigan Ave., Buffalo
Contractor-Subcontrators:	Kulbacks
Weather Conditions:	Partly Cloudy 62 Deg F Wind: SW 10mph

Description of Work Performed:

Excavating along the north side of the property along Best St.

Dust monitors running. No indication of dust.

(Use attached sheet for additional work description)

Problems/Observations Noted:
None

Health and Safety Monitoring:
None

Contractor Work Force:	Kulbacks: 1 Superintendant 3 operators
Contractor Equipment:	Kulbacks: 2 excavators, 2 dozers, 1 skidsteer, 2 rollers
Attachments:	Daily Photolog, Air Monitoring Report, Work Location Map
Inspector's Name:	Libby Broderick

BRYDGES ENGINEERING
IN ENVIRONMENT AND ENERGY, DPC

960 Busti Ave.
Buffalo, New York 14213

DAILY FIELD REPORT

Date:	Thursday, April 14, 2022
Site Name:	Pilgrim Village-Senior Site (915363)
Location:	1100 Michigan Ave., Buffalo

Description of Work Performed (cont):

Materials Import/Export

Imported Material:

Material	Truck #		Loads		Amount (Tons)
				Total Stone Delivered (Tons)	0

Exported Material:

Material	Destination	Loads
	Total Material Hauled - Approx. (Tons)	**0**
	Total Material Hauled - Approx. (Tons)	**0**

Photo Log

Site: Pilgrim Village-Senior Site (915363) **Date:** Thursday, April 14, 2022

Removed contaminated material to approximately 3' BG. Looking south.

Excavating on the north side of the site along Best St. Looking west.

Excavating on the north side of the site along Best St. Looking southwest.

Excavating on the north side of the site along Best St. Looking southwest.

BRYDGES ENGINEERING
IN ENVIRONMENT AND ENERGY, DPC

Date: Thursday, April 14, 2022

Site Name: Pilgrim Village-Senior Site (915363)

Upwind Data		Downwind Data			Delta
Time	PM10 15min Average (µg/m³)	Time	PM10 15min Average (µg/m³)	VOC 15min Average (ppm)	PM10 15min Average (µg/m³)
4/14/2022 8:00	5.4				-5.4
4/14/2022 8:10	4.8	4/14/2022 8:10	10.4	0.0	5.6
4/14/2022 8:20	3.7	4/14/2022 8:20	12.5	0.0	8.8
4/14/2022 8:30	4.2	4/14/2022 8:30	13.9	0.0	9.7
4/14/2022 8:40	3	4/14/2022 8:40	10.4	0.0	7.4
4/14/2022 8:50	5.5	4/14/2022 8:50	11	0.0	5.5
4/14/2022 9:00	4.9	4/14/2022 9:00	15.1	0.0	10.2
4/14/2022 9:10	5.9	4/14/2022 9:10	13.9	0.0	8
4/14/2022 9:20	16.5	4/14/2022 9:20	14.7	0.0	-1.8
4/14/2022 9:30	18.1	4/14/2022 9:30	14.9	0.0	-3.2
4/14/2022 9:40	3.4	4/14/2022 9:40	7.7	0.0	4.3
4/14/2022 9:50	3	4/14/2022 9:50	11.1	0.0	8.1
4/14/2022 10:00	2.6	4/14/2022 10:00	12.2	0.0	9.6
4/14/2022 10:10	1.4	4/14/2022 10:10	10.9	0.0	9.5
4/14/2022 10:20	1.2	4/14/2022 10:20	8.1	0.0	6.9
4/14/2022 10:30	1	4/14/2022 10:30	5.2	0.0	4.2
4/14/2022 10:40	0.6	4/14/2022 10:40	3.3	0.0	2.7
4/14/2022 10:50	0.7	4/14/2022 10:50	5.8	0.0	5.1
4/14/2022 11:00	0.9	4/14/2022 11:00	8.9	0.0	8
4/14/2022 11:10	0.6	4/14/2022 11:10	9.2	0.0	8.6
4/14/2022 11:20	0.9	4/14/2022 11:20	7.5	0.0	6.6
4/14/2022 11:30	0.9	4/14/2022 11:30	6.5	0.0	5.6
4/14/2022 11:40	1.7	4/14/2022 11:40	5.4	0.0	3.7
4/14/2022 11:50	1.9	4/14/2022 11:50	12.4	0.0	10.5
4/14/2022 12:00	1.2	4/14/2022 12:00	7.4	0.0	6.2
4/14/2022 12:10	1	4/14/2022 12:10	19.9	0.0	18.9
4/14/2022 12:20	0.9	4/14/2022 12:20	9.8	0.0	8.9
4/14/2022 12:30	1	4/14/2022 12:30	14.5	0.0	13.5
4/14/2022 12:40	1.5	4/14/2022 12:40	10.7	0.0	9.2
4/14/2022 12:50	2.2	4/14/2022 12:50	6	0.0	3.8
4/14/2022 13:00	1.8	4/14/2022 13:00	8.4	0.0	6.6
4/14/2022 13:10	1.7	4/14/2022 13:10	5.7	0.0	4
4/14/2022 13:20	1	4/14/2022 13:20	5	0.0	4
4/14/2022 13:30	1.4	4/14/2022 13:30	4.7	0.0	3.3
4/14/2022 13:40	4	4/14/2022 13:40	4.1	0.0	0.1
4/14/2022 13:50	3.4	4/14/2022 13:50	5.5	0.0	2.1
4/14/2022 14:00	1.5	4/14/2022 14:00	10.2	0.0	8.7
4/14/2022 14:10	1.6	4/14/2022 14:10	5.5	0.0	3.9
4/14/2022 14:20	1.7	4/14/2022 14:20	11.1	0.0	9.4
4/14/2022 14:30	1.4	4/14/2022 14:30	13.4	0.0	12
4/14/2022 14:40	2.4	4/14/2022 14:40	7.3	0.0	4.9
4/14/2022 14:50	14.9	4/14/2022 14:50	8.2	0.0	-6.7
4/14/2022 15:00	14.2	4/14/2022 15:00	6.9	0.0	-7.3
4/14/2022 15:10	12	4/14/2022 15:10	6.1	0.0	-5.9
4/14/2022 15:20	5.7	4/14/2022 15:20	7.2	0.0	1.5
4/14/2022 15:30	9.5	4/14/2022 15:30	9.2	0.0	-0.3
4/14/2022 15:40	11.6	4/14/2022 15:40	23	0.0	11.4

*****Particulate Threshold PM 10 15minute average = 100µg/m³ above background***

BRYDGES ENGINEERING
IN ENVIRONMENT AND ENERGY, DPC

Site Name: Pilgrim Village-Senior Site (915363) **Date:** Thursday, April 14, 2022

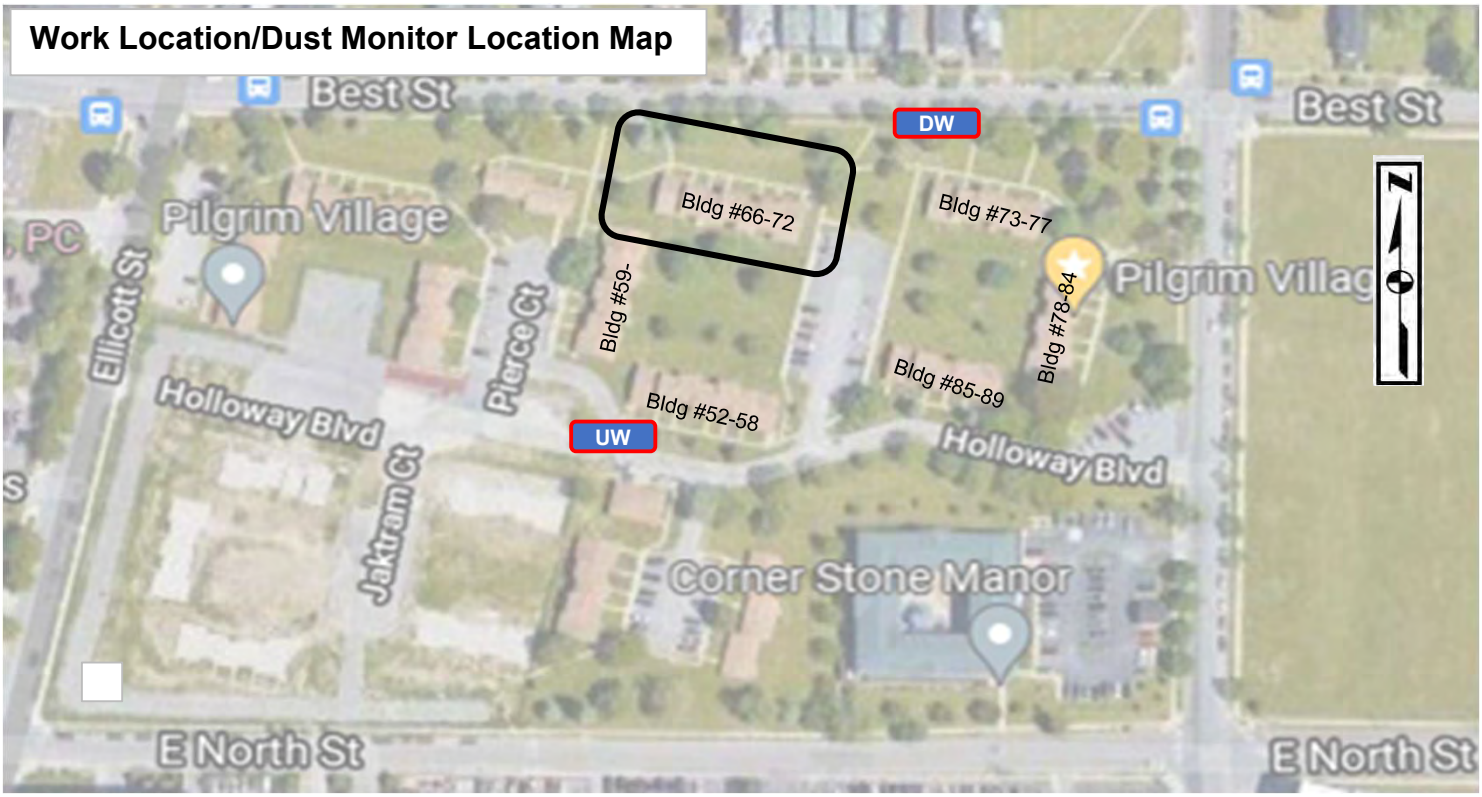

LEGEND

- UW — Dust Monitor Location (Upwind)
- DW — Dust Monitor Location (Downwind)
- Work Location

960 Busti Ave.
Buffalo, New York 14213

DAILY FIELD REPORT

Date:	Friday, April 15, 2022
Site Name:	Pilgrim Village-Senior Site (915363)
Location:	1100 Michigan Ave., Buffalo
Contractor-Subcontrators:	Kulbacks
Weather Conditions:	Cloudy w/ PM Rain 41 Deg F Wind: S 9mph

Description of Work Performed:

Excavating along the north side of the property along Best St.

DEC Inspector Ben McPherson stopped at site at 9:00am.

Pulled samples from basement areas. SB-1, SB-2, SB-3, SB-4, SB-5, SB-6, SB-7, SB-8, SC-9, SD-9, SE-9.

High winds caused exceedances on the dust monitors at 10:20, 10:40 and 12:00. Contractor was notified and attempted to mitigate the dust. Trucks were instructed to slow down and water was used to wet the road. At 1:00pm, it started raining which controlled the dust.

(Use attached sheet for additional work description)

Problems/Observations Noted:
None

Health and Safety Monitoring:
None

Contractor Work Force:	Kulbacks: 1 Superintendant 3 operators
Contractor Equipment:	Kulbacks: 2 excavators, 2 dozers, 1 skidsteer, 2 rollers
Attachments:	Daily Photolog, Air Monitoring Report, Work Location Map
Inspector's Name:	Libby Broderick

BRYDGES ENGINEERING
IN ENVIRONMENT AND ENERGY, DPC

960 Busti Ave.
Buffalo, New York 14213

DAILY FIELD REPORT

Date:	Friday, April 15, 2022
Site Name:	Pilgrim Village-Senior Site (915363)
Location:	1100 Michigan Ave., Buffalo

Description of Work Performed (cont):

Materials Import/Export

Imported Material:

Material	Truck #		Loads		Amount (Tons)
				Total Stone Delivered (Tons)	0

Exported Material:

Material	Destination	Loads
Contaminated Soil	Tonawanda Landfill	39
	Total Material Hauled - Approx. (Tons)	**780**
	Total Material Hauled - Approx. (Tons)	**0**

Photo Log

Site: Pilgrim Village-Senior Site (915363) **Date:** Friday, April 15, 2022

Laid out sampling grid to start pulling samples. Looking west.

Laid out sampling grid to start pulling samples. Looking west.

Pulled sample SD-09. Looking west.

Pulled sample SB-02. Looking west.

BRYDGES ENGINEERING
IN ENVIRONMENT AND ENERGY, DPC

Date: Friday, April 15, 2022

Site Name: Pilgrim Village-Senior Site (915363)

Upwind Data		Downwind Data			Delta
Time	PM10 15min Average (µg/m³)	Time	PM10 15min Average (µg/m³)	VOC 15min Average (ppm)	PM10 15min Average (µg/m³)
		4/15/2022 7:40	29	0.0	29
4/15/2022 7:50	44.3	4/15/2022 7:50	20.9	0.0	-23.4
4/15/2022 8:00	42.8	4/15/2022 8:00	16	0.0	-26.8
4/15/2022 8:10	21	4/15/2022 8:10	22.5	0.0	1.5
4/15/2022 8:20	12	4/15/2022 8:20	9.8	0.0	-2.2
4/15/2022 8:30	11.5	4/15/2022 8:30	9.8	0.0	-1.7
4/15/2022 8:40	12.2	4/15/2022 8:40	62.1	0.0	49.9
4/15/2022 8:50	17.4	4/15/2022 8:50	62.8	0.0	45.4
4/15/2022 9:00	18.1	4/15/2022 9:00	53.9	0.0	35.8
4/15/2022 9:10	49.9	4/15/2022 9:10	142.2	0.0	92.3
4/15/2022 9:20	25	4/15/2022 9:20	14.1	0.0	-10.9
4/15/2022 9:30	8.7	4/15/2022 9:30	33.6	0.0	24.9
4/15/2022 9:40	10.1	4/15/2022 9:40	24.7	0.0	14.6
4/15/2022 9:50	15	4/15/2022 9:50	10	0.0	-5
4/15/2022 10:00	44	4/15/2022 10:00	31.1	0.0	-12.9
4/15/2022 10:10	42.8	4/15/2022 10:10	63.2	0.0	20.4
4/15/2022 10:20	27.4	4/15/2022 10:20	196.9	0.0	169.5
4/15/2022 10:30	18.2	4/15/2022 10:30	112.4	0.0	94.2
4/15/2022 10:40	18.4	4/15/2022 10:40	147	0.0	128.6
4/15/2022 10:50	7.2	4/15/2022 10:50	19.7	0.0	12.5
4/15/2022 11:00	10.6	4/15/2022 11:00	35.9	0.0	25.3
4/15/2022 11:10	22.8	4/15/2022 11:10	106.3	0.0	83.5
4/15/2022 11:20	38.4	4/15/2022 11:20	120.4	0.0	82
4/15/2022 11:30	9	4/15/2022 11:30	14.7	0.0	5.7
4/15/2022 11:40	14.3	4/15/2022 11:40	29.1	0.0	14.8
4/15/2022 11:50	58.7	4/15/2022 11:50	157.3	0.0	98.6
4/15/2022 12:00	180.5	4/15/2022 12:00	348.2	0.0	167.7
4/15/2022 12:10	88.6	4/15/2022 12:10	92.5	0.0	3.9
4/15/2022 12:20	78.8	4/15/2022 12:20	156	0.0	77.2
4/15/2022 12:30	58.3	4/15/2022 12:30	151.2	0.0	92.9
4/15/2022 12:40	16	4/15/2022 12:40	12.6	0.0	-3.4
4/15/2022 12:50	7.1	4/15/2022 12:50	6.2	0.0	-0.9
4/15/2022 13:00	3.9	4/15/2022 13:00	4.3	0.0	0.4
4/15/2022 13:10	3.3	4/15/2022 13:10	4	0.0	0.7
4/15/2022 13:20	4.1	4/15/2022 13:20	3.1	0.0	-1
4/15/2022 13:30	6.3	4/15/2022 13:30	5	0.0	-1.3
4/15/2022 13:40	5	4/15/2022 13:40	5.8	0.0	0.8
4/15/2022 13:50	3.8	4/15/2022 13:50	4.9	0.0	1.1
4/15/2022 14:00	6.1	4/15/2022 14:00	5.4	0.0	-0.7
		4/15/2022 14:10	43	0.0	43
		4/14/2022 14:40	7.3	0.0	7.3
4/14/2022 14:50	14.9	4/14/2022 14:50	8.2	0.0	-6.7
4/14/2022 15:00	14.2	4/14/2022 15:00	6.9	0.0	-7.3
4/14/2022 15:10	12	4/14/2022 15:10	6.1	0.0	-5.9
4/14/2022 15:20	5.7	4/14/2022 15:20	7.2	0.0	1.5
4/14/2022 15:30	9.5	4/14/2022 15:30	9.2	0.0	-0.3
4/14/2022 15:40	11.6	4/14/2022 15:40	23	0.0	11.4

*****Particulate Threshold PM 10 15minute average = 100µg/m³ above background***

BRYDGES ENGINEERING
IN ENVIRONMENT AND ENERGY, DPC

Site Name: Pilgrim Village-Senior Site (915363) **Date:** Friday, April 15, 2022

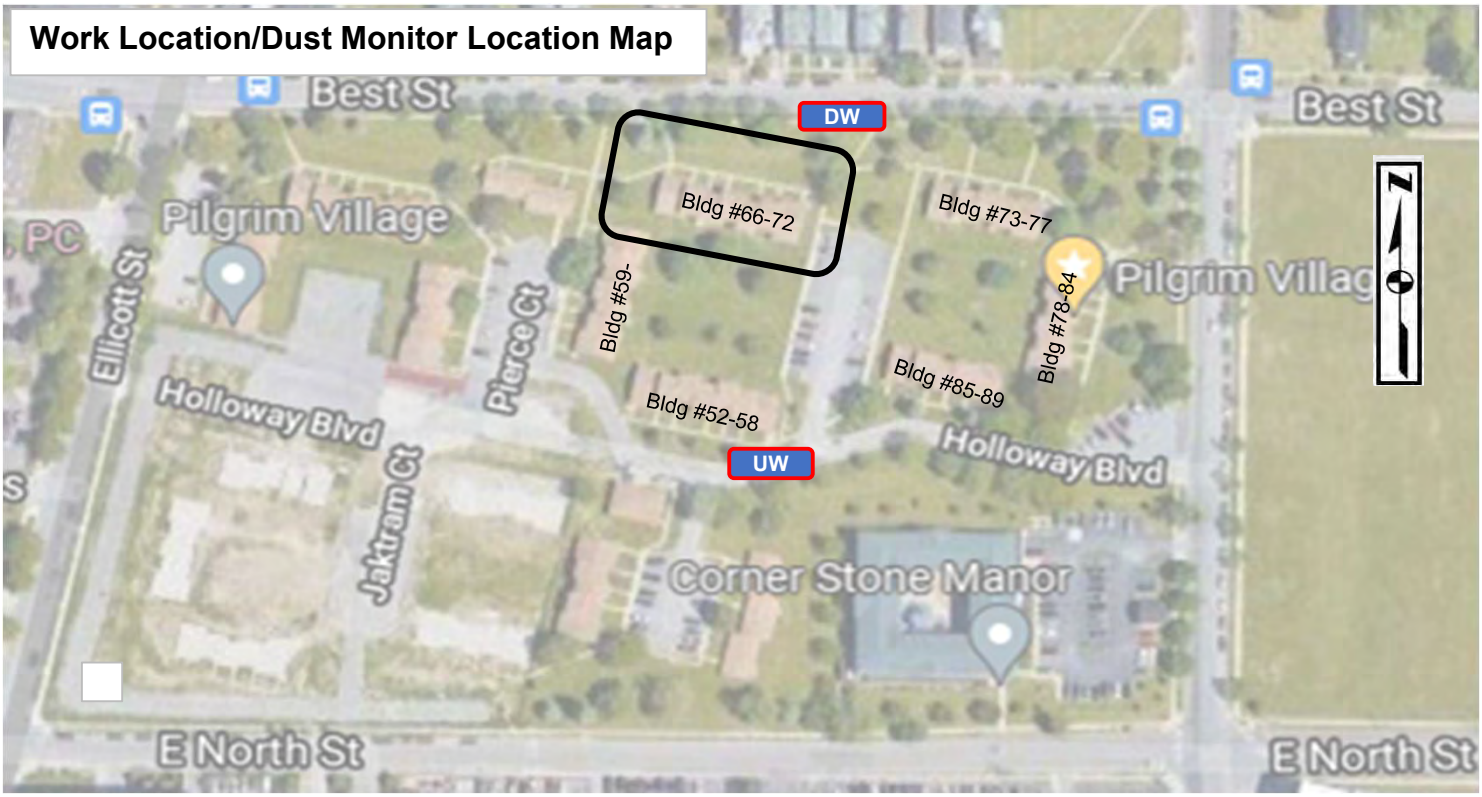

LEGEND

- UW — Dust Monitor Location (Upwind)
- DW — Dust Monitor Location (Downwind)
- Work Location

960 Busti Ave.
Buffalo, New York 14213

DAILY FIELD REPORT

Date:	Monday, April 18, 2022
Site Name:	Pilgrim Village-Senior Site (915363)
Location:	1100 Michigan Ave., Buffalo
Contractor-Subcontrators:	Kulbacks
Weather Conditions:	Partly Cloudy 32 Deg F Wind: E 14mph

Description of Work Performed:

No remediation activities taking place.

Dust monitors were running, no indication of dust.

(Use attached sheet for additional work description)

Problems/Observations Noted:
None

Health and Safety Monitoring:
None

Contractor Work Force:	Kulbacks: 1 Superintendant 3 operators
Contractor Equipment:	Kulbacks: 2 excavators, 2 dozers, 1 skidsteer, 2 rollers
Attachments:	Air Monitoring Report, Work Location Map
Inspector's Name:	Libby Broderick

960 Busti Ave.
Buffalo, New York 14213

DAILY FIELD REPORT

Date:	Monday, April 18, 2022
Site Name:	Pilgrim Village-Senior Site (915363)
Location:	1100 Michigan Ave., Buffalo

Description of Work Performed (cont):

Materials Import/Export

Imported Material:

Material	Truck #		Loads		Amount (Tons)
				Total Stone Delivered (Tons)	0

Exported Material:

Material	Destination	Loads
	Total Material Hauled - Approx. (Tons)	**0**
	Total Material Hauled - Approx. (Tons)	**0**

BRYDGES ENGINEERING
IN ENVIRONMENT AND ENERGY, DPC

Date: Monday, April 18, 2022

Site Name: Pilgrim Village-Senior Site (915363)

Upwind Data		Downwind Data			Delta
Time	PM10 15min Average (µg/m³)	Time	PM10 15min Average (µg/m³)	VOC 15min Average (ppm)	PM10 15min Average (µg/m³)
		4/18/2022 7:40	12.6	0.0	12.6
		4/18/2022 7:50	17.4	0.0	17.4
4/18/2022 8:00	1.3	4/18/2022 8:00	19.9	0.0	18.6
4/18/2022 8:30	13.7	4/18/2022 8:10	13.4	0.0	-0.3
4/18/2022 8:40	9.8	4/18/2022 8:20	12.4	0.0	2.6
4/18/2022 8:50	8	4/18/2022 8:30	13.6	0.0	5.6
4/18/2022 9:00	18.1	4/18/2022 8:40	14.6	0.0	-3.5
4/18/2022 9:10	22.9	4/18/2022 8:50	11	0.0	-11.9
4/18/2022 9:20	16.8	4/18/2022 9:00	24.9	0.0	8.1
4/18/2022 9:30	10.7	4/18/2022 9:10	27.1	0.0	16.4
4/18/2022 9:40	17.6	4/18/2022 9:20	7.8	0.0	-9.8
4/18/2022 9:50	31.6	4/18/2022 9:30	8.8	0.0	-22.8
4/18/2022 10:00	11.3	4/18/2022 9:40	8.3	0.0	-3
4/18/2022 10:10	17.4	4/18/2022 9:50	15.3	0.0	-2.1
4/18/2022 10:20	13.7	4/18/2022 10:00	20.3	0.0	6.6
4/18/2022 10:30	18.3	4/18/2022 10:10	9.3	0.0	-9
4/18/2022 10:40	8.2	4/18/2022 10:20	13	0.0	4.8
4/18/2022 10:50	9	4/18/2022 10:30	11.6	0.0	2.6
4/18/2022 11:00	21	4/18/2022 10:40	8	0.0	-13
4/18/2022 11:10	8.9	4/18/2022 10:50	8.7	0.0	-0.2
4/18/2022 11:20	21.8	4/18/2022 11:00	10.4	0.0	-11.4
4/18/2022 11:30	16.4	4/18/2022 11:10	11.2	0.0	-5.2
4/18/2022 11:40	6	4/18/2022 11:20	11.9	0.0	5.9
4/18/2022 11:50	6.2	4/18/2022 11:30	12	0.0	5.8
4/18/2022 12:00	2.9	4/18/2022 11:40	12.1	0.0	9.2
4/18/2022 12:10	3.6	4/18/2022 11:50	12.3	0.0	8.7
4/18/2022 12:20	5.8	4/18/2022 12:00	18.9	0.0	13.1
4/18/2022 12:30	4.8	4/18/2022 12:10	22.9	0.0	18.1
4/18/2022 12:40	2	4/18/2022 12:20	10.7	0.0	8.7
4/18/2022 12:50	7.1	4/18/2022 12:30	10.5	0.0	3.4
4/18/2022 13:00	6.2	4/18/2022 12:40	12.6	0.0	6.4
4/18/2022 13:10	9	4/18/2022 12:50	21.3	0.0	12.3
4/18/2022 13:20	5.3	4/18/2022 13:00	31.5	0.0	26.2
4/18/2022 13:30	17.4	4/18/2022 13:10	20.7	0.0	3.3
4/18/2022 13:40	3.9	4/18/2022 13:20	17.9	0.0	14
4/18/2022 13:50	4.4	4/18/2022 13:30	17.3	0.0	12.9
4/18/2022 14:00	6.1	4/18/2022 13:40	21.2	0.0	15.1
4/18/2022 14:10	11.8	4/18/2022 13:50	15.2	0.0	3.4
4/18/2022 14:20	1.8	4/18/2022 14:00	5.5	0.0	3.7
4/18/2022 14:30	3.4	4/18/2022 14:10	20.9	0.0	17.5
4/18/2022 14:40	6.4	4/18/2022 14:20	25.4	0.0	19
4/18/2022 14:50	16.5	4/18/2022 14:30	31.7	0.0	15.2
4/18/2022 15:00	8.2	4/18/2022 14:40	37.9	0.0	29.7
4/18/2022 15:10	7.1	4/18/2022 14:50	34.4	0.0	27.3
4/18/2022 15:20	3.9	4/18/2022 15:00	13.3	0.0	9.4
4/18/2022 15:30	1.7	4/18/2022 15:10	9.8	0.0	8.1
		4/18/2022 15:20	5.5	0.0	5.5

*****Particulate Threshold PM 10 15minute average = 100µg/m³ above background***

BRYDGES ENGINEERING
IN ENVIRONMENT AND ENERGY, DPC

Site Name: Pilgrim Village-Senior Site (915363) **Date:** Monday, April 18, 2022

LEGEND

- UW — Dust Monitor Location (Upwind)
- DW — Dust Monitor Location (Downwind)
- Work Location

960 Busti Ave.
Buffalo, New York 14213

DAILY FIELD REPORT

Date:	Tuesday, April 19, 2022
Site Name:	Pilgrim Village-Senior Site (915363)
Location:	1100 Michigan Ave., Buffalo
Contractor-Subcontrators:	Kulbacks
Weather Conditions:	Overcast 34 Deg F Wind: W 13mph

Description of Work Performed:

No remediation activities taking place.

Dust monitors were running, no indication of dust. At 9:10am there was an error/glitch in the upwind unit. The unit was running, but not logging the data. Rebooted the equipment and it's runningfine. Will monitor closely.

(Use attached sheet for additional work description)

Problems/Observations Noted:
None

Health and Safety Monitoring:
None

Contractor Work Force:	Kulbacks: 1 Superintendant 3 operators
Contractor Equipment:	Kulbacks: 2 excavators, 2 dozers, 1 skidsteer, 2 rollers
Attachments:	Air Monitoring Report

Inspector's Name:	Libby Broderick

960 Busti Ave.
Buffalo, New York 14213

DAILY FIELD REPORT

Date:	Tuesday, April 19, 2022
Site Name:	Pilgrim Village-Senior Site (915363)
Location:	1100 Michigan Ave., Buffalo

Description of Work Performed (cont):

Materials Import/Export

Imported Material:

Material	Truck #		Loads		Amount (Tons)
			Total Stone Delivered (Tons)		0

Exported Material:

Material	Destination	Loads
	Total Material Hauled - Approx. (Tons)	**0**
	Total Material Hauled - Approx. (Tons)	**0**

BRYDGES ENGINEERING
IN ENVIRONMENT AND ENERGY, DPC

Date: Tuesday, April 19, 2022

Site Name: Pilgrim Village-Senior Site (915363)

Upwind Data		Downwind Data			Delta
Time	PM10 15min Average (µg/m³)	Time	PM10 15min Average (µg/m³)	VOC 15min Average (ppm)	PM10 15min Average (µg/m³)
Equip error until 9:10am		4/19/2022 8:00	2.9	0.0	2.9
		4/19/2022 8:10	2.8	0.0	2.8
		4/19/2022 8:20	2.5	0.0	2.5
		4/19/2022 8:30	2.4	0.0	2.4
		4/19/2022 8:40	2.9	0.0	2.9
		4/19/2022 8:50	3.1	0.0	3.1
		4/19/2022 9:00	3.1	0.0	3.1
4/19/2022 9:10	1.1	4/19/2022 9:10	2.1	0.0	1
4/19/2022 9:20	3.5	4/19/2022 9:20	1.4	0.0	-2.1
4/19/2022 9:30	2.8	4/19/2022 9:30	2.2	0.0	-0.6
4/19/2022 9:40	2.9	4/19/2022 9:40	2.7	0.0	-0.2
4/19/2022 9:50	0.7	4/19/2022 9:50	2.7	0.0	2
4/19/2022 10:00	3.5	4/19/2022 10:00	2.1	0.0	-1.4
4/19/2022 10:10	2.5	4/19/2022 10:10	4	0.0	1.5
4/19/2022 10:20	1.7	4/19/2022 10:20	4.7	0.0	3
4/19/2022 10:30	1.4	4/19/2022 10:30	4.1	0.0	2.7
4/19/2022 10:40	5.2	4/19/2022 10:40	3.9	0.0	-1.3
4/19/2022 10:50	5.2	4/19/2022 10:50	2.8	0.0	-2.4
4/19/2022 11:00	3.2	4/19/2022 11:00	3.1	0.0	-0.1
4/19/2022 11:10	3.7	4/19/2022 11:10	3.1	0.0	-0.6
4/19/2022 11:20	1.9	4/19/2022 11:20	3.5	0.0	1.6
4/19/2022 11:30	3.2	4/19/2022 11:30	5.8	0.0	2.6
4/19/2022 11:40	2.3	4/19/2022 11:40	5.1	0.0	2.8
4/19/2022 11:50	2.1	4/19/2022 11:50	4.8	0.0	2.7
4/19/2022 12:00	2.8	4/19/2022 12:00	5.9	0.0	3.1
4/19/2022 12:10	2.3	4/19/2022 12:10	4.7	0.0	2.4
4/19/2022 12:20	3.3	4/19/2022 12:20	5.2	0.0	1.9
4/19/2022 12:30	1.5	4/19/2022 12:30	5.8	0.0	4.3
4/19/2022 12:40	1.8	4/19/2022 12:40	9.8	0.0	8
4/19/2022 12:50	3.1	4/19/2022 12:50	2.6	0.0	-0.5
4/19/2022 13:00	3.1	4/19/2022 13:00	1.2	0.0	-1.9
4/19/2022 13:10	2.3	4/19/2022 13:10	2	0.0	-0.3
4/19/2022 13:20	6.5	4/19/2022 13:20	3	0.0	-3.5
4/19/2022 13:30	4.1	4/19/2022 13:30	3.6	0.0	-0.5
4/19/2022 13:40	2.7	4/19/2022 13:40	3.6	0.0	0.9
4/19/2022 13:50	1.4	4/19/2022 13:50	3.8	0.0	2.4
4/19/2022 14:00	5.2	4/19/2022 14:00	1.9	0.0	-3.3
4/19/2022 14:10	5.2	4/19/2022 14:10	2.3	0.0	-2.9
4/19/2022 14:20	1.1	4/19/2022 14:20	1.9	0.0	0.8
4/19/2022 14:30	0.7	4/19/2022 14:30	1.2	0.0	0.5
4/19/2022 14:40	0.9	4/19/2022 14:40	1.2	0.0	0.3
4/19/2022 14:50	1.5	4/19/2022 14:50	2.1	0.0	0.6
4/19/2022 15:00	1.7	4/19/2022 15:00	2.9	0.0	1.2
4/19/2022 15:10	1.1	4/19/2022 15:10	1.9	0.0	0.8
4/19/2022 15:20	1.5	4/19/2022 15:20	1	0.0	-0.5
4/19/2022 15:30	2.1	4/19/2022 15:30	0.9	0.0	-1.2
4/19/2022 15:40	1.8	4/19/2022 15:40	2.2	0.0	0.4

*****Particulate Threshold PM 10 15minute average = 100µg/m³ above background***

BRYDGES ENGINEERING
IN ENVIRONMENT AND ENERGY, DPC

Site Name: Pilgrim Village-Senior Site (915363) **Date:** Tuesday, April 19, 2022

LEGEND

- UW — Dust Monitor Location (Upwind)
- DW — Dust Monitor Location (Downwind)
- Work Location

960 Busti Ave.
Buffalo, New York 14213

DAILY FIELD REPORT

Date:	Wednesday, April 20, 2022
Site Name:	Pilgrim Village-Senior Site (915363)
Location:	1100 Michigan Ave., Buffalo
Contractor-Subcontrators:	Kulbacks
Weather Conditions:	Sunny 34 Deg F Wind: NW 8mph

Description of Work Performed:

No remediation activities taking place.

Dust monitors were running. The upwind monitor was having a glitch/error that it ws not logging the data (yesterday and today). Contacted technical service for the units and we ran the firmware update which should fix the issue. We will continue to monitor to make sure we get all the data.

Pulled confirmatory samples SE-01.SE-02, SE-03, SE-04, SE-06, SE-07, SE-08, SD-01, SD-02, SD-03, SD-04, SD-06, SD-07, SD-08.

(Use attached sheet for additional work description)

Problems/Observations Noted:
None

Health and Safety Monitoring:
None

Contractor Work Force:	Kulbacks: 1 Superintendant 3 operators
Contractor Equipment:	Kulbacks: 2 excavators, 2 dozers, 1 skidsteer, 2 rollers
Attachments:	Air Monitoring Report, Work Location Map
Inspector's Name:	Libby Broderick

960 Busti Ave.
Buffalo, New York 14213

DAILY FIELD REPORT

Date:	Wednesday, April 20, 2022
Site Name:	Pilgrim Village-Senior Site (915363)
Location:	1100 Michigan Ave., Buffalo

Description of Work Performed (cont):

Materials Import/Export

Imported Material:

Material	Truck #		Loads		Amount (Tons)
				Total Stone Delivered (Tons)	0

Exported Material:

Material	Destination	Loads
	Total Material Hauled - Approx. (Tons)	**0**
	Total Material Hauled - Approx. (Tons)	**0**

BRYDGES ENGINEERING
IN ENVIRONMENT AND ENERGY, DPC

Date: Wednesday, April 20, 2022

Site Name: Pilgrim Village-Senior Site (915363)

Upwind Data		Downwind Data			Delta
Time	PM10 15min Average (µg/m³)	Time	PM10 15min Average (µg/m³)	VOC 15min Average (ppm)	PM10 15min Average (µg/m³)
Equip error until 9:50am		4/20/2022 8:20	12.9	0.0	12.9
		4/20/2022 8:30	9.8	0.0	9.8
		4/20/2022 8:40	6	0.0	6
		4/20/2022 8:50	6	0.0	6
		4/20/2022 9:00	6.7	0.0	6.7
		4/20/2022 9:10	12.9	0.0	12.9
		4/20/2022 9:20	8.7	0.0	8.7
		4/20/2022 9:30	5.5	0.0	5.5
		4/20/2022 9:40	4.7	0.0	4.7
4/20/2022 9:50	7.1	4/20/2022 9:50	4.2	0.0	-2.9
4/20/2022 10:00	4.8	4/20/2022 10:00	6.2	0.0	1.4
4/20/2022 10:10	12.4	4/20/2022 10:10	7.5	0.0	-4.9
4/20/2022 10:20	5.9	4/20/2022 10:20	2.7	0.0	-3.2
4/20/2022 10:30	11	4/20/2022 10:30	2.8	0.0	-8.2
4/20/2022 10:40	10.6	4/20/2022 10:40	2.9	0.0	-7.7
4/20/2022 10:50	4.5	4/20/2022 10:50	1.4	0.0	-3.1
4/20/2022 11:00	6.9	4/20/2022 11:00	3.9	0.0	-3
4/20/2022 11:10	7	4/20/2022 11:10	3.3	0.0	-3.7
4/20/2022 11:20	10.7	4/20/2022 11:20	3.7	0.0	-7
4/20/2022 11:30	14.6	4/20/2022 11:30	4.1	0.0	-10.5
4/20/2022 11:40	12	4/20/2022 11:40	7	0.0	-5
4/20/2022 11:50	16.6	4/20/2022 11:50	3.4	0.0	-13.2
4/20/2022 12:00	7	4/20/2022 12:00	3.9	0.0	-3.1
4/20/2022 12:10	6.9	4/20/2022 12:10	4.9	0.0	-2
4/20/2022 12:20	5.3	4/20/2022 12:20	4.5	0.0	-0.8
4/20/2022 12:30	9.6	4/20/2022 12:30	4.3	0.0	-5.3
4/20/2022 12:40	12.6	4/20/2022 12:40	4	0.0	-8.6
4/20/2022 12:50	18.1	4/20/2022 12:50	3.7	0.0	-14.4
4/20/2022 13:00	8.5	4/20/2022 13:00	4	0.0	-4.5
4/20/2022 13:10	8.2	4/20/2022 13:10	4.3	0.0	-3.9
4/20/2022 13:20	5.9	4/20/2022 13:20	4.3	0.0	-1.6
4/20/2022 13:30	5.3	4/20/2022 13:30	2.7	0.0	-2.6
4/20/2022 13:40	4.7	4/20/2022 13:40	2	0.0	-2.7
4/20/2022 13:50	3	4/20/2022 13:50	4.4	0.0	1.4
4/20/2022 14:00	5.4	4/20/2022 14:00	8.6	0.0	3.2
4/20/2022 14:10	10.5	4/20/2022 14:10	6.9	0.0	-3.6
4/20/2022 14:20	15.9	4/20/2022 14:20	7	0.0	-8.9
4/20/2022 14:30	14	4/20/2022 14:30	6.2	0.0	-7.8
4/20/2022 14:40	6.9	4/20/2022 14:40	8.5	0.0	1.6
4/20/2022 14:50	5	4/20/2022 14:50	4.5	0.0	-0.5
4/20/2022 15:00	9.1	4/20/2022 15:00	2.7	0.0	-6.4
4/20/2022 15:10	7.4	4/20/2022 15:10	2.6	0.0	-4.8
		4/20/2022 15:20	3	0.0	3
					0
					0
					0
					0

*****Particulate Threshold PM 10 15minute average = 100µg/m³ above background***

BRYDGES ENGINEERING
IN ENVIRONMENT AND ENERGY, DPC

Site Name: Pilgrim Village-Senior Site (915363) **Date:** Wednesday, April 20, 2022

LEGEND

- UW — Dust Monitor Location (Upwind)
- DW — Dust Monitor Location (Downwind)
- Work Location

960 Busti Ave.
Buffalo, New York 14213

DAILY FIELD REPORT

Date:	Thursday, April 21, 2022
Site Name:	Pilgrim Village-Senior Site (915363)
Location:	1100 Michigan Ave., Buffalo
Contractor-Subcontrators:	Kulbacks
Weather Conditions:	Overcast/Rain 55 Deg F Wind: S 21mph

Description of Work Performed:

No remediation activities taking place.

Rain predicted all day, so dust monitors were not set up.

Pulled confirmatory samples SE-1, SE-2, SE-3, SE-5, SE-6, SE-7, SE-8, SD-1, SD-2, SD-3, SD-5, SD-6, SD-7, SD-8.

Kevin Glasser (DEC Insoector) visited site at 9:00am

(Use attached sheet for additional work description)

Problems/Observations Noted:
None

Health and Safety Monitoring:
None

Contractor Work Force:	Kulbacks: 1 Superintendant 3 operators
Contractor Equipment:	Kulbacks: 2 excavators, 2 dozers, 1 skidsteer, 2 rollers
Attachments:	Photo Log, Work Location Map
Inspector's Name:	Libby Broderick

960 Busti Ave.
Buffalo, New York 14213

DAILY FIELD REPORT

Date:	Thursday, April 21, 2022
Site Name:	Pilgrim Village-Senior Site (915363)
Location:	1100 Michigan Ave., Buffalo

Description of Work Performed (cont):

Materials Import/Export

Imported Material:

Material	Truck #		Loads		Amount (Tons)
				Total Stone Delivered (Tons)	0

Exported Material:

Material	Destination	Loads
	Total Material Hauled - Approx. (Tons)	**0**
	Total Material Hauled - Approx. (Tons)	**0**

Photo Log

Site: Pilgrim Village-Senior Site (915363) **Date:** Thursday, April 21, 2022

Sample SD-01. Looking north.

Sample SE-06. Looking north.

Laid out sample locations. Lookingwest.

Sample SE-02. Looking north.

BRYDGES ENGINEERING
IN ENVIRONMENT AND ENERGY, DPC

Site Name: Pilgrim Village-Senior Site (915363) **Date:** Thursday, April 21, 2022

LEGEND

- UW — Dust Monitor Location (Upwind)
- DW — Dust Monitor Location (Downwind)
- Work Location

960 Busti Ave.
Buffalo, New York 14213

BRYDGES ENGINEERING
IN ENVIRONMENT AND ENERGY, DPC

Daily Field Report

Date:	Friday, April 22, 2022
Site Name:	Pilgrim Village - Senior Site #C915363
Location:	1100 Michigan Ave, Buffalo, New York
Contractor/Sub-Contractor:	Kulbacks
Weather Conditions:	Clear/sunny 37 °F SW 3 mph

Description of Work Performed:

No work or remediation being done.

Dust monitors were set up and running, no indication of exceedance.

Problems/Observations	none
Health and Saftey Concerns:	none
Contractor Work Force:	Kulbacks - 1 supervisor 2 operators 1 laboroer
Contractor Equipment	none

Attachments : Daily report, Photo Log, Air Monitoring Report, Work Location Map

Inspectors Name	Sydney Deck

960 Busti Ave.
Buffalo, New York 14213

Daily Field Report Continued

Date:	Friday, April 22, 2022		
Site Name:	Pilgrim Village - Senior Site #C915363		
Location:	1100 Michigan Ave, Buffalo, New York		
Work Performed Continued			
Imported Material		Loads:	Amount (Tons)
Stone LaFarge			
Exported Material	Destination	Loads:	Amount (Tons)
Total Material Hauled - Approx. (Tons) 0			

960 Busti Ave.
Buffalo, New York 14213

Photo Log

Date:	Friday, April 22, 2022
Site Name:	Pilgrim Village - Senior Site #C915363

Photo 1

No work being done

Photo 2

No work being done

960 Busti Ave.
Buffalo, New York 14213

Community Air Monitoring Program Data

Date:	Friday, April 22, 2022				
Site Name:	Pilgrim Village - Senior Site #C915363				
Upwind Data		Downwind Data			Delta
Time	PM 10 - 15 min AVG (µg/m³)	Time	PM 10 - 15 min AVG (µg/m³)	VOC	PM 10 - 15m AVG (µg/m³)
4/22/22 11:10 AM	2.7	4/22/22 11:10 AM	7.4	0	4.7
4/22/22 11:20 AM	5	4/22/22 11:20 AM	18.5	0	13.5
4/22/22 11:30 AM	5.2	4/22/22 11:30 AM	8.5	0	3.3
4/22/22 11:40 AM	29	4/22/22 11:40 AM	7.5	0	-21.5
4/22/22 11:50 AM	5.7	4/22/22 11:50 AM	5.9	0	0.2
4/22/22 12:00 PM	5.6	4/22/22 12:00 PM	7.3	0	1.7
4/22/22 12:10 PM	3.9	4/22/22 12:10 PM	9.8	0	5.9
4/22/22 12:20 PM	1.5	4/22/22 12:20 PM	58.7	0	57.2
4/22/22 12:30 PM	9.6	4/22/22 12:30 PM	37.4	0	27.8
4/22/22 12:40 PM	2.7	4/22/22 12:40 PM	6.4	0	3.7
4/22/22 12:50 PM	2.9	4/22/22 12:50 PM	6.2	0	3.3
4/22/22 1:00 PM	3.7	4/22/22 1:00 PM	10.7	0	7
4/22/22 1:10 PM	3.9	4/22/22 1:10 PM	11.1	0	7.2
4/22/22 1:20 PM	3.3	4/22/22 1:20 PM	5.3	0	2
4/22/22 1:30 PM	3.7	4/22/22 1:30 PM	4.6	0	0.9
4/22/22 1:40 PM	3.9	4/22/22 1:40 PM	5	0	1.1
4/22/22 1:50 PM	2.6	4/22/22 1:50 PM	4.3	0	1.7
4/22/22 2:00 PM	3	4/22/22 2:00 PM	3.3	0	0.3
4/22/22 2:10 PM	2.9	4/22/22 2:10 PM	9.2	0	6.3
4/22/22 2:20 PM	2.5	4/22/22 2:20 PM	8.4	0	5.9
4/22/22 2:30 PM	2.7	4/22/22 2:30 PM	6.5	0	3.8
4/22/22 2:40 PM	3.6	4/22/22 2:40 PM	4.7	0	1.1
4/22/22 2:50 PM	3.7	4/22/22 2:50 PM	4.7	0	1
4/22/22 3:00 PM	3.6	4/22/22 3:00 PM	6.2	0	2.6
4/22/22 3:10 PM	3.6	4/22/22 3:10 PM	5.6	0	2

*****Particulate Threshold PM 10 15minute average = 100µg/m³ above background***

960 Busti Ave.
Buffalo, New York 14213

Work Location Map

Date:	Friday, April 22, 2022
Site Name:	Pilgrim Village - Senior Site #C915363

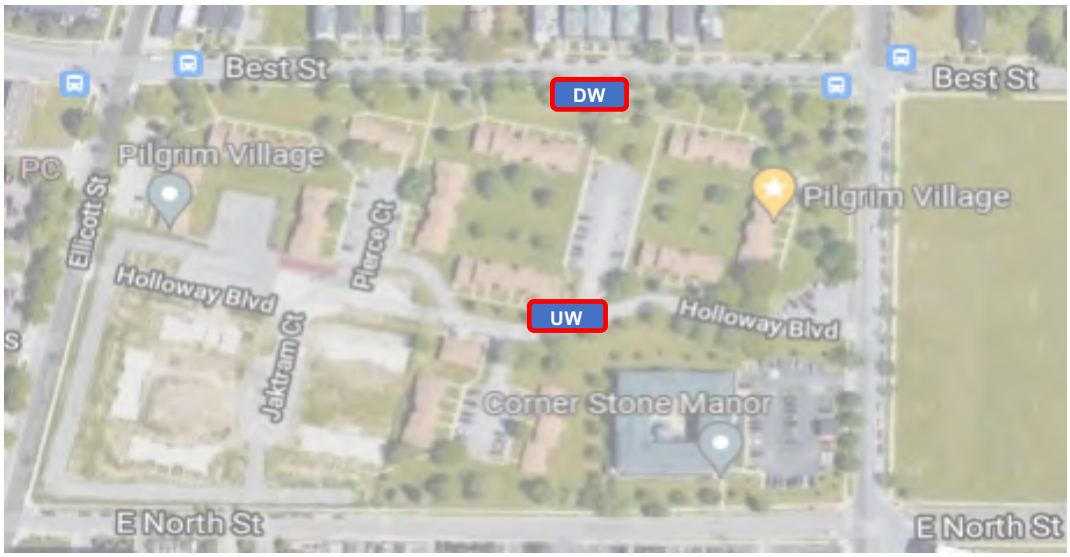

Legend	
UW	Dust monitor location (Upwind)
DW	Dust monitor location (Downwind)
	Work Location

960 Busti Ave.
Buffalo, New York 14213

BRYDGES ENGINEERING
IN ENVIRONMENT AND ENERGY, DPC

Daily Field Report

Date:	Monday, April 25, 2022
Site Name:	Pilgrim Village - Senior Site #C915363
Location:	1100 Michigan Ave, Buffalo, New York
Contractor/Sub-Contractor:	Kulbacks
Weather Conditions:	Mostly Cloudy 68 °F SW 7 mph

Description of Work Performed:

No work currently being done on site

Waiting for samples to come back from EuroFins to proceed with project

Exceedance in dust between 8:20 and 8:30 AM, with another exceedance at 2:20 PM

Informed contractor of dust exceedance and advised bringing in a water truck to dampen the ground and reduce speed of trucks on site,

Problems/Observations	none
Health and Saftey Concerns:	none
Contractor Work Force:	Kulbacks - 1 supervisor 2 operators
Contractor Equipment	none

Attachments : Daily report, Photo Log, Air Monitoring Report, Work Location Map

Inspectors Name	Sydney Deck

960 Busti Ave.
Buffalo, New York 14213

Daily Field Report Continued

Date:	Monday, April 25, 2022		
Site Name:	Pilgrim Village - Senior Site #C915363		
Location:	1100 Michigan Ave, Buffalo, New York		
Work Performed Continued			
Imported Material		Loads:	Amount (Tons)
Exported Material	Destination	Loads:	Amount (Tons)
Total Material Hauled - Approx. (Tons) 0			

960 Busti Ave.
Buffalo, New York 14213

Photo Log

Date:	Monday, April 25, 2022
Site Name:	Pilgrim Village - Senior Site #C915363

Photo 1

No work being done

Photo 2

No work being done

960 Busti Ave.
Buffalo, New York 14213

Community Air Monitoring Program Data

Date:	Monday, April 25, 2022
Site Name:	Pilgrim Village - Senior Site #C915363

Upwind Data		Downwind Data			Delta
Time	PM 10 - 15 min AVG (µg/m³)	Time	PM 10 - 15 min AVG (µg/m³)	VOC	PM 10 - 15m AVG (µg/m³)
4/25/22 7:40 AM	33.3	4/25/22 7:40 AM	59.2	0	-25.9
4/25/22 7:50 AM	80.1	4/25/22 7:50 AM	73.4	0	6.7
4/25/22 8:00 AM	113.5	4/25/22 8:00 AM	47.8	0	65.7
4/25/22 8:10 AM	102.6	4/25/22 8:10 AM	56.6	0	46
4/25/22 8:20 AM	199.3	4/25/22 8:20 AM	90	0	109.3
4/25/22 8:30 AM	224.9	4/25/22 8:30 AM	47.9	0	177
4/25/22 8:40 AM	33.8	4/25/22 8:40 AM	24.6	0	9.2
4/25/22 8:50 AM	16.4	4/25/22 8:50 AM	23.2	0	-6.8
4/25/22 9:00 AM	15.9	4/25/22 9:00 AM	16.8	0	-0.9
4/25/22 9:10 AM	14.9	4/25/22 9:10 AM	20.1	0	-5.2
4/25/22 9:20 AM	11.4	4/25/22 9:20 AM	15.4	0	-4
4/25/22 9:30 AM	11.6	4/25/22 9:30 AM	31.4	0	-19.8
4/25/22 9:40 AM	14.4	4/25/22 9:40 AM	33.2	0	-18.8
4/25/22 9:50 AM	12.5	4/25/22 9:50 AM	20.9	0	-8.4
4/25/22 10:00 AM	12.1	4/25/22 10:00 AM	16.6	0	-4.5
4/25/22 10:10 AM	11.2	4/25/22 10:10 AM	18.2	0	-7
4/25/22 10:20 AM	12.7	4/25/22 10:20 AM	21.2	0	-8.5
4/25/22 10:30 AM	17.7	4/25/22 10:30 AM	22	0	-4.3
4/25/22 10:40 AM	16.6	4/25/22 10:40 AM	41.2	0	-24.6
4/25/22 10:50 AM	15	4/25/22 10:50 AM	42.9	0	-27.9
4/25/22 11:00 AM	12.4	4/25/22 11:00 AM	18.1	0	-5.7
4/25/22 11:10 AM	12.6	4/25/22 11:10 AM	17.5	0	-4.9
4/25/22 11:20 AM	12.4	4/25/22 11:20 AM	18.2	0	-5.8
4/25/22 11:30 AM	12.2	4/25/22 11:30 AM	18.4	0	-6.2
4/25/22 11:40 AM	11.8	4/25/22 11:40 AM	38.7	0	-26.9
4/25/22 11:50 AM	12.2	4/25/22 11:50 AM	19.9	0	-7.7
4/25/22 12:00 PM	12.9	4/25/22 12:00 PM	19	0	-6.1
4/25/22 12:10 PM	10.4	4/25/22 12:10 PM	16.8	0	-6.4
4/25/22 12:20 PM	9.6	4/25/22 12:20 PM	17.6	0	-8
4/25/22 12:30 PM	11.3	4/25/22 12:30 PM	17.1	0	-5.8
4/25/22 12:40 PM	10.8	4/25/22 12:40 PM	16.5	0	-5.7
4/25/22 12:50 PM	37.4	4/25/22 12:50 PM	15.7	0	21.7
4/25/22 1:00 PM	38.4	4/25/22 1:00 PM	16.3	0	22.1
4/25/22 1:10 PM	9.5	4/25/22 1:10 PM	12.8	0	-3.3
4/25/22 1:20 PM	10	4/25/22 1:20 PM	9.8	0	0.2
4/25/22 1:30 PM	56.7	4/25/22 1:30 PM	8.7	0	48
4/25/22 1:40 PM	17.7	4/25/22 1:40 PM	8.7	0	9
4/25/22 1:50 PM	17.6	4/25/22 1:50 PM	8.6	0	9
4/25/22 2:00 PM	20.3	4/25/22 2:00 PM	11.3	0	9
4/25/22 2:10 PM	45	4/25/22 2:10 PM	14.9	0	30.1
4/25/22 2:20 PM	119.6	4/25/22 2:20 PM	16	0	103.6
4/25/22 2:30 PM	98.9	4/25/22 2:30 PM	12.5	0	86.4
4/25/22 2:40 PM	17.2	4/25/22 2:40 PM	11.4	0	5.8
4/25/22 2:50 PM	8.5	4/25/22 2:50 PM	11	0	-2.5
4/25/22 3:00 PM	17.1	4/25/22 3:00 PM	12.3	0	4.8
4/25/22 3:10 PM	77.2	4/25/22 3:10 PM	11.9	0	65.3
4/25/22 3:20 PM	90.8	4/25/22 3:20 PM	13	0	77.8
4/25/22 3:30 PM	40.9	4/25/22 3:30 PM	13.8	0	27.1
4/25/22 3:40 PM	20.8	4/25/22 3:40 PM	16.8	0	4
4/25/22 3:50 PM	44.3	4/25/22 3:50 PM	13.4	0	30.9
4/25/22 4:00 PM	59.9	4/25/22 4:00 PM	9.7	0	50.2
4/25/22 4:10 PM	46.4	4/25/22 4:10 PM	175	0	-128.6
4/25/22 4:20 PM	22.3			0	22.3

*****Particulate Threshold PM 10 15minute average = 100µg/m³ above background***

960 Busti Ave.
Buffalo, New York 14213

Work Location Map

Date:	Monday, April 25, 2022
Site Name:	Pilgrim Village - Senior Site #C915363

Legend	
UW	Dust monitor location (Upwind)
DW	Dust monitor location (Downwind)
	Work Location

960 Busti Ave.
Buffalo, New York 14213

BRYDGES ENGINEERING
IN ENVIRONMENT AND ENERGY, DPC

Daily Field Report

Date:	Tuesday, April 26, 2022
Site Name:	Pilgrim Village - Senior Site #C915363
Location:	1100 Michigan Ave, Buffalo, New York
Contractor/Sub-Contractor:	Kulbacks
Weather Conditions:	Cloudy 40 °F SW 10 mph

Description of Work Performed:

No work currently being done on site

Waiting for samples to come back from EuroFins to proceed with project

Exceedance in dust between 12:50 AM and 1 PM.

Informed contractor of dust exceedance and advised bringing in a water truck to dampen the ground and reduce speed of trucks on site,

Problems/Observations	none
Health and Saftey Concerns:	none
Contractor Work Force:	none
Contractor Equipment	none

Attachments : Daily report, Photo Log, Air Monitoring Report, Work Location Map

Inspectors Name	Sydney Deck

960 Busti Ave.
Buffalo, New York 14213

Daily Field Report Continued

Date:	Tuesday, April 26, 2022		
Site Name:	Pilgrim Village - Senior Site #C915363		
Location:	1100 Michigan Ave, Buffalo, New York		
Work Performed Continued			
Imported Material		Loads:	Amount (Tons)
Exported Material	Destination	Loads:	Amount (Tons)
Total Material Hauled - Approx. (Tons) 0			

960 Busti Ave.
Buffalo, New York 14213

Photo Log

Date:	Tuesday, April 26, 2022
Site Name:	Pilgrim Village - Senior Site #C915363

Photo 1

No work being done

Photo 2

No work being done

960 Busti Ave.
Buffalo, New York 14213

Community Air Monitoring Program Data

Date:		Tuesday, April 26, 2022			
Site Name:		Pilgrim Village - Senior Site #C915363			
Upwind Data		Downwind Data			Delta
Time	PM 10 - 15 min AVG (µg/m³)	Time	PM 10 - 15 min AVG (µg/m³)	VOC	PM 10 - 15m AVG (µg/m³)
4/26/22 12:30 PM	2.7	4/26/22 12:30 PM	31.4	0	28.7
4/26/22 12:40 PM	2.2	4/26/22 12:40 PM	45.9	0	43.7
4/26/22 12:50 PM	2.3	4/26/22 12:50 PM	103.9	0	101.6
4/26/22 1:00 PM	2.7	4/26/22 1:00 PM	136.8	0	134.1
4/26/22 1:10 PM	2.5	4/26/22 1:10 PM	64.5	0	62
4/26/22 1:20 PM	2.5	4/26/22 1:20 PM	18.7	0	16.2
4/26/22 1:30 PM	2	4/26/22 1:30 PM	20.2	0	18.2
4/26/22 1:40 PM	2.1	4/26/22 1:40 PM	15.8	0	13.7
4/26/22 1:50 PM	3.1	4/26/22 1:50 PM	38.6	0	35.5
4/26/22 2:00 PM	3.1	4/26/22 2:00 PM	97.6	0	94.5
4/26/22 2:10 PM	3.5	4/26/22 2:10 PM	70.9	0	67.4
4/26/22 2:20 PM	4.1	4/26/22 2:20 PM	8.8	0	4.7
4/26/22 2:30 PM	4.5	4/26/22 2:30 PM	15.6	0	11.1
4/26/22 2:40 PM	3.3	4/26/22 2:40 PM	57.9	0	54.6
4/26/22 2:50 PM	2.6	4/26/22 2:50 PM	71.5	0	68.9
4/26/22 3:00 PM	2.7	4/26/22 3:00 PM	85.6	0	82.9
4/26/22 3:10 PM	2.3	4/26/22 3:10 PM	29.6	0	27.3
4/26/22 3:20 PM	2.8	4/26/22 3:20 PM	25.4	0	22.6
4/26/22 3:30 PM	2.8	4/26/22 3:30 PM	24.7	0	21.9
4/26/22 3:40 PM	2.2	4/26/22 3:40 PM	17.7	0	15.5

*****Particulate Threshold PM 10 15minute average = 100µg/m³ above background***

960 Busti Ave.
Buffalo, New York 14213

Work Location Map

Date:	Tuesday, April 26, 2022
Site Name:	Pilgrim Village - Senior Site #C915363

Legend	
UW	Dust monitor location (Upwind)
DW	Dust monitor location (Downwind)
	Work Location

960 Busti Ave.
Buffalo, New York 14213

BRYDGES ENGINEERING
IN ENVIRONMENT AND ENERGY, DPC

Daily Field Report

Date:	Wednesday, April 27, 2022
Site Name:	Pilgrim Village - Senior Site #C915363
Location:	1100 Michigan Ave, Buffalo, New York
Contractor/Sub-Contractor:	Kulbacks
Weather Conditions:	Snow 33 °F W 12 mph

Description of Work Performed:

Waiting for sampling results to continue with project

Snow and rain all day,

Digging out center parking lot and piling concrete waste for removal

Dust monitors were not set up due to excessive snow and sleet

Problems/Observations	none
Health and Saftey Concerns:	none
Contractor Work Force:	Kulbacks - 1 supervisor and 1 laborer
Contractor Equipment	Kulbacks - 1 excavator 1 bulldozer

Attachments : Daily report, Photo Log, Air Monitoring Report, Work Location Map

Inspectors Name	Sydney Deck

960 Busti Ave.
Buffalo, New York 14213

Daily Field Report Continued

Date:	Wednesday, April 27, 2022		
Site Name:	Pilgrim Village - Senior Site #C915363		
Location:	1100 Michigan Ave, Buffalo, New York		
Work Performed Continued			
Imported Material		Loads:	Amount (Tons)
Exported Material	Destination	Loads:	Amount (Tons)
Total Material Hauled - Approx. (Tons) 0			

960 Busti Ave.
Buffalo, New York 14213

Photo Log

Date:	Wednesday, April 27, 2022
Site Name:	Pilgrim Village - Senior Site #C915363
Photo 1	
No work being done	
Photo 2	
No work being done	

960 Busti Ave.
Buffalo, New York 14213

BRYDGES ENGINEERING
IN ENVIRONMENT AND ENERGY, DPC

Community Air Monitoring Program Data

Date:		Wednesday, April 27, 2022			
Site Name:		Pilgrim Village - Senior Site #C915363			
Upwind Data		Downwind Data			Delta
Time	PM 10 - 15 min AVG (µg/m³)	Time	PM 10 - 15 min AVG (µg/m³)	VOC	PM 10 - 15m AVG (µg/m³)

Due to snow and sleet, dust monitors were not set up. No data available for

*****Particulate Threshold PM 10 15minute average = 100µg/m³ above background***

BRYDGES ENGINEERING
IN ENVIRONMENT AND ENERGY, DPC

960 Busti Ave.
Buffalo, New York 14213

Work Location Map

Date:	Wednesday, April 27, 2022
Site Name:	Pilgrim Village - Senior Site #C915363

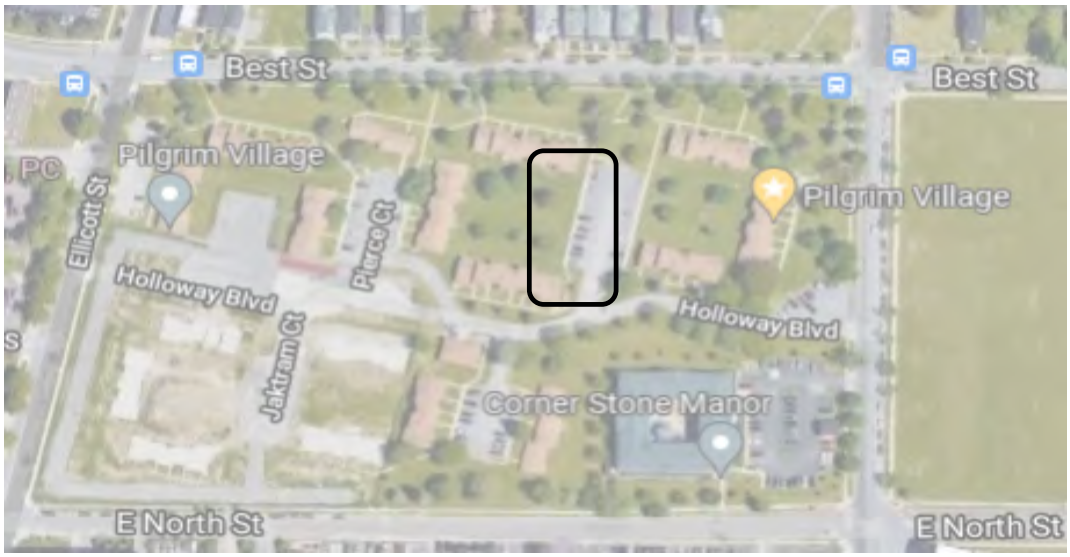

Legend	
UW	Dust monitor location (Upwind)
DW	Dust monitor location (Downwind)
	Work Location

960 Busti Ave.
Buffalo, New York 14213

BRYDGES ENGINEERING
IN ENVIRONMENT AND ENERGY, DPC

Daily Field Report

Date:	Thursday, April 28, 2022
Site Name:	Pilgrim Village - Senior Site #C915363
Location:	1100 Michigan Ave, Buffalo, New York
Contractor/Sub-Contractor:	Kulbacks
Weather Conditions:	Sunny 40 °F SW 10 mph

Description of Work Performed:

No remedation or work being done today.

Dust monitors were set up and running, no indication of exceedance.

Problems/Observations	none
Health and Saftey Concerns:	none
Contractor Work Force:	Kulbacks - 1 supervisor and 1 laborer
Contractor Equipment	Kulbacks - 1 excavator 1 bulldozer

Attachments : Daily report, Photo Log, Air Monitoring Report, Work Location Map

Inspectors Name	Sydney Deck

960 Busti Ave.
Buffalo, New York 14213

Daily Field Report Continued

Date:	Thursday, April 28, 2022		
Site Name:	Pilgrim Village - Senior Site #C915363		
Location:	1100 Michigan Ave, Buffalo, New York		
Work Performed Continued			
Imported Material		Loads:	Amount (Tons)
Exported Material	Destination	Loads:	Amount (Tons)
Total Material Hauled - Approx. (Tons) 0			

960 Busti Ave.
Buffalo, New York 14213

Photo Log

Date:	Thursday, April 28, 2022
Site Name:	Pilgrim Village - Senior Site #C915363

Photo 1

No work being done

Photo 2

No work being done

960 Busti Ave.
Buffalo, New York 14213

BRYDGES ENGINEERING
IN ENVIRONMENT AND ENERGY, DPC

Community Air Monitoring Program Data

Date:	Thursday, April 28, 2022				
Site Name:	Pilgrim Village - Senior Site #C915363				
Upwind Data		Downwind Data			Delta
Time	PM 10 - 15 min AVG (µg/m³)	Time	PM 10 - 15 min AVG (µg/m³)	VOC	PM 10 - 15m AVG (µg/m³)
		4/28/22 7:40 AM	10.9	0	10.9
4/28/22 7:50 AM	3.3	4/28/22 7:50 AM	10.5	0	7.2
4/28/22 8:00 AM	3.4	4/28/22 8:00 AM	10.6	0	7.2
4/28/22 8:10 AM	3.6	4/28/22 8:10 AM	14.1	0	10.5
4/28/22 8:20 AM	3.1	4/28/22 8:20 AM	10.5	0	7.4
4/28/22 8:30 AM	3.9	4/28/22 8:30 AM	12.2	0	8.3
4/28/22 8:40 AM	3.7	4/28/22 8:40 AM	13.6	0	9.9
4/28/22 8:50 AM	3.1	4/28/22 8:50 AM	8.9	0	5.8
4/28/22 9:00 AM	2.5	4/28/22 9:00 AM	11.1	0	8.6
4/28/22 9:10 AM	3.6	4/28/22 9:10 AM	17	0	13.4
4/28/22 9:20 AM	4.6	4/28/22 9:20 AM	11.6	0	7
4/28/22 9:30 AM	7.6	4/28/22 9:30 AM	7.1	0	-0.5
4/28/22 9:40 AM	5.9	4/28/22 9:40 AM	8.7	0	2.8
4/28/22 9:50 AM	2.1	4/28/22 9:50 AM	7.8	0	5.7
4/28/22 10:00 AM	3	4/28/22 10:00 AM	4.6	0	1.6
4/28/22 10:10 AM	3.9	4/28/22 10:10 AM	4.3	0	0.4
4/28/22 10:20 AM	3.8	4/28/22 10:20 AM	6.7	0	2.9
4/28/22 10:30 AM	3.5	4/28/22 10:30 AM	5.5	0	2
4/28/22 10:40 AM	2.7	4/28/22 10:40 AM	4.6	0	1.9
4/28/22 10:50 AM	4.5	4/28/22 10:50 AM	6.1	0	1.6
4/28/22 11:00 AM	4.8	4/28/22 11:00 AM	6.6	0	1.8
4/28/22 11:10 AM	2	4/28/22 11:10 AM	5.7	0	3.7
4/28/22 11:20 AM	2.4	4/28/22 11:20 AM	5.9	0	3.5
4/28/22 11:30 AM	2.7	4/28/22 11:30 AM	6.3	0	3.6
4/28/22 11:40 AM	2.5	4/28/22 11:40 AM	5.7	0	3.2
4/28/22 11:50 AM	1.9	4/28/22 11:50 AM	4.2	0	2.3
4/28/22 12:00 PM	2.2	4/28/22 12:00 PM	7	0	4.8
4/28/22 12:10 PM	4.4	4/28/22 12:10 PM	4.8	0	0.4
4/28/22 12:20 PM	4.8	4/28/22 12:20 PM	4.6	0	-0.2
4/28/22 12:30 PM	4.5	4/28/22 12:30 PM	3.9	0	-0.6
4/28/22 12:40 PM	5.1	4/28/22 12:40 PM	8.4	0	3.3
4/28/22 12:50 PM	2.8	4/28/22 12:50 PM	10.1	0	7.3
4/28/22 1:00 PM	3.2	4/28/22 1:00 PM	4.9	0	1.7
4/28/22 1:10 PM	4	4/28/22 1:10 PM	5.3	0	1.3
4/28/22 1:20 PM	2.7	4/28/22 1:20 PM	8.4	0	5.7
4/28/22 1:30 PM	3.4	4/28/22 1:30 PM	6.9	0	3.5
4/28/22 1:40 PM	4.8	4/28/22 1:40 PM	6.1	0	1.3
4/28/22 1:50 PM	10.2	4/28/22 1:50 PM	6	0	-4.2
4/28/22 2:00 PM	4.4	4/28/22 2:00 PM	7.8	0	3.4
4/28/22 2:10 PM	11.9	4/28/22 2:10 PM	7.8	0	-4.1
4/28/22 2:20 PM	11.4	4/28/22 2:20 PM	6.8	0	-4.6
4/28/22 2:30 PM	4.4	4/28/22 2:30 PM	8.3	0	3.9
4/28/22 2:40 PM	5.6	4/28/22 2:40 PM	8.7	0	3.1
4/28/22 2:50 PM	7.6	4/28/22 2:50 PM	9	0	1.4
4/28/22 3:00 PM	7.5	4/28/22 3:00 PM	8.7	0	1.2
4/28/22 3:10 PM	6	4/28/22 3:10 PM	6.4	0	0.4
4/28/22 3:20 PM	4.3	4/28/22 3:20 PM	4.4	0	0.1
4/28/22 3:30 PM	4.2	4/28/22 3:30 PM	5.7	0	1.5

*****Particulate Threshold PM 10 15minute average = 100µg/m³ above background***

960 Busti Ave.
Buffalo, New York 14213

Work Location Map

Date:	Thursday, April 28, 2022
Site Name:	Pilgrim Village - Senior Site #C915363

Legend	
UW	Dust monitor location (Upwind)
DW	Dust monitor location (Downwind)
	Work Location

960 Busti Ave.
Buffalo, New York 14213

BRYDGES ENGINEERING
IN ENVIRONMENT AND ENERGY, DPC

Daily Field Report

Date:	Friday, April 29, 2022
Site Name:	Pilgrim Village - Senior Site #C915363
Location:	1100 Michigan Ave, Buffalo, New York
Contractor/Sub-Contractor:	Kulbacks
Weather Conditions:	Sunny 40 °F NW 9 mph

Description of Work Performed:

No remedation or work being done today.

Exceedance in dust between 11:50 AM and12 PM.

Informed contractor of dust exceedance and advised bringing in a water truck to dampen the ground and reduce speed of trucks on site,

Problems/Observations	none
Health and Saftey Concerns:	none
Contractor Work Force:	Kulbacks - 1 supervisor and 1 laborer
Contractor Equipment	Kulbacks - 1 excavator 1 bulldozer

Attachments : Daily report, Photo Log, Air Monitoring Report, Work Location Map

Inspectors Name	Sydney Deck

960 Busti Ave.
Buffalo, New York 14213

Daily Field Report Continued

Date:	Friday, April 29, 2022		
Site Name:	Pilgrim Village - Senior Site #C915363		
Location:	1100 Michigan Ave, Buffalo, New York		
Work Performed Continued			
Imported Material		Loads:	Amount (Tons)
Exported Material	Destination	Loads:	Amount (Tons)
Total Material Hauled - Approx. (Tons) 0			

960 Busti Ave.
Buffalo, New York 14213

Photo Log

Date:	Friday, April 29, 2022
Site Name:	Pilgrim Village - Senior Site #C915363

Photo 1

No work being done

Photo 2

No work being done

960 Busti Ave.
Buffalo, New York 14213

Community Air Monitoring Program Data

Date:		Friday, April 29, 2022			
Site Name:		Pilgrim Village - Senior Site #C915363			
Upwind Data		Downwind Data			Delta
Time	PM 10 - 15 min AVG (µg/m³)	Time	PM 10 - 15 min AVG (µg/m³)	VOC	PM 10 - 15m AVG (µg/m³)
4/29/22 9:20 AM	12.8	4/29/22 9:20 AM	0.9	0	-11.9
4/29/22 9:30 AM	10.6	4/29/22 9:30 AM	1.2	0	-9.4
4/29/22 9:40 AM	10.3	4/29/22 9:40 AM	1.5	0	-8.8
4/29/22 9:50 AM	10.9	4/29/22 9:50 AM	14.1	0	3.2
4/29/22 10:00 AM	24.8	4/29/22 10:00 AM	19.7	0	-5.1
4/29/22 10:10 AM	9	4/29/22 10:10 AM	3.9	0	-5.1
4/29/22 10:20 AM	7	4/29/22 10:20 AM	42.1	0	35.1
4/29/22 10:30 AM	5.9	4/29/22 10:30 AM	5.5	0	-0.4
4/29/22 10:40 AM	7.3	4/29/22 10:40 AM	2.6	0	-4.7
4/29/22 10:50 AM	10.6	4/29/22 10:50 AM	17.6	0	7
4/29/22 11:00 AM	9.7	4/29/22 11:00 AM	89	0	79.3
4/29/22 11:10 AM	9.4	4/29/22 11:10 AM	10.3	0	0.9
4/29/22 11:20 AM	7.4	4/29/22 11:20 AM	18.7	0	11.3
4/29/22 11:30 AM	7.3	4/29/22 11:30 AM	2.2	0	-5.1
4/29/22 11:40 AM	6.6	4/29/22 11:40 AM	37.1	0	30.5
4/29/22 11:50 AM	7.5	4/29/22 11:50 AM	252.7	0	245.2
4/29/22 12:00 PM	9.2	4/29/22 12:00 PM	193.3	0	184.1
4/29/22 12:10 PM	9.7	4/29/22 12:10 PM	16	0	6.3
4/29/22 12:20 PM	18	4/29/22 12:20 PM	27	0	9
4/29/22 12:30 PM	11.4	4/29/22 12:30 PM	17.9	0	6.5
4/29/22 12:40 PM	6.1	4/29/22 12:40 PM	6	0	-0.1
4/29/22 12:50 PM	18	4/29/22 12:50 PM	14.8	0	-3.2
4/29/22 1:00 PM	18.8	4/29/22 1:00 PM	19.7	0	0.9
4/29/22 1:10 PM	24.9	4/29/22 1:10 PM	13.1	0	-11.8
4/29/22 1:20 PM	5.2	4/29/22 1:20 PM	17.8	0	12.6
4/29/22 1:30 PM	6.6	4/29/22 1:30 PM	32.2	0	25.6
4/29/22 1:40 PM	4.8	4/29/22 1:40 PM	19.1	0	14.3
4/29/22 1:50 PM	6.6	4/29/22 1:50 PM	5.6	0	-1
4/29/22 2:00 PM	8.3	4/29/22 2:00 PM	13.5	0	5.2
4/29/22 2:10 PM	8.1	4/29/22 2:10 PM	3.2	0	-4.9
4/29/22 2:20 PM	5.6	4/29/22 2:20 PM	8.2	0	2.6
4/29/22 2:30 PM	9.5	4/29/22 2:30 PM	4.3	0	-5.2
4/29/22 2:40 PM	6.6	4/29/22 2:40 PM	3	0	-3.6
		4/29/22 2:50 PM	7.4	0	7.4

*****Particulate Threshold PM 10 15minute average = 100µg/m³ above background***

960 Busti Ave.
Buffalo, New York 14213

Work Location Map

Date:	Friday, April 29, 2022
Site Name:	Pilgrim Village - Senior Site #C915363

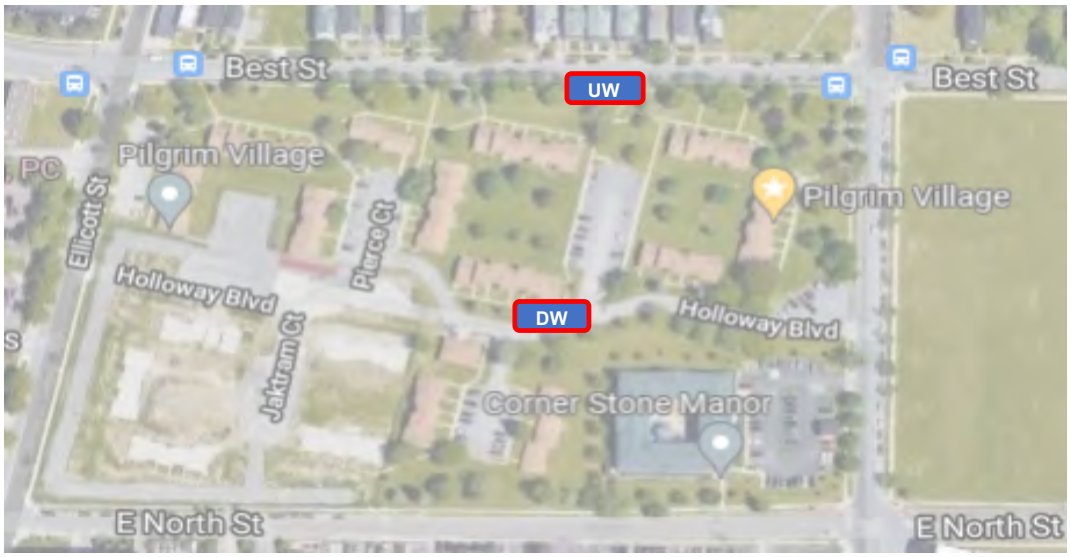

Legend	
UW	Dust monitor location (Upwind)
DW	Dust monitor location (Downwind)
	Work Location

BRYDGES ENGINEERING
IN ENVIRONMENT AND ENERGY, DPC

960 Busti Ave.
Buffalo, New York 14213

Daily Field Report

Date:	Monday, May 2, 2022
Site Name:	Pilgrim Village - Senior Site #C915363
Location:	1100 Michigan Ave, Buffalo, New York
Contractor/Sub-Contractor:	Kulbacks
Weather Conditions:	Rain 50 °F SW 12 mph

Description of Work Performed:

Excavating area SE1 SD1 & SD2 due to contaiminant exceedances.

Will be resampling these areas.

Dust monitors were set up and running, no indication of exceedance.

Problems/Observations	none
Health and Saftey Concerns:	none
Contractor Work Force:	Kulbacks : 1 supervisor, 2 operators/laborers
Contractor Equipment	Kulbacks : 1 excavator 1 dumptruck

Attachments : Daily report, Photo Log, Air Monitoring Report, Work Location Map

Inspectors Name	Sydney Deck

960 Busti Ave.
Buffalo, New York 14213

Daily Field Report Continued

Date:	Monday, May 2, 2022		
Site Name:	Pilgrim Village - Senior Site #C915363		
Location:	1100 Michigan Ave, Buffalo, New York		
Work Performed Continued			
Imported Material		Loads:	Amount (Tons)
Exported Material	Destination	Loads:	Amount (Tons)
Total Material Hauled - Approx. (Tons) 0			

960 Busti Ave.
Buffalo, New York 14213

Photo Log

Date:	Monday, May 2, 2022
Site Name:	Pilgrim Village - Senior Site #C915363

Photo 1

North wall being excavated another 6" down to remove excess contaiminates.

Photo 2

Another view of the North wall.

960 Busti Ave.
Buffalo, New York 14213

BRYDGES ENGINEERING
IN ENVIRONMENT AND ENERGY, DPC

Community Air Monitoring Program Data

Date:		Monday, May 2, 2022			
Site Name:		Pilgrim Village - Senior Site #C915363			
Upwind Data		Downwind Data			Delta
Time	PM 10 - 15 min AVG (µg/m³)	Time	PM 10 - 15 min AVG (µg/m³)	VOC	PM 10 - 15m AVG (µg/m³)
5/2/22 8:20 AM	2.4	5/2/22 8:20 AM	8.9	0	6.5
5/2/22 8:30 AM	2.6	5/2/22 8:30 AM	8.4	0	5.8
5/2/22 8:40 AM	3	5/2/22 8:40 AM	8.4	0	5.4
5/2/22 8:50 AM	3.1	5/2/22 8:50 AM	7.7	0	4.6
5/2/22 9:00 AM	2.8	5/2/22 9:00 AM	6.7	0	3.9
5/2/22 9:10 AM	2.8	5/2/22 9:10 AM	5	0	2.2
5/2/22 9:20 AM	2.4	5/2/22 9:20 AM	4.8	0	2.4
5/2/22 9:30 AM	2	5/2/22 9:30 AM	4.3	0	2.3
5/2/22 9:40 AM	2	5/2/22 9:40 AM	4	0	2
5/2/22 9:50 AM	2.4	5/2/22 9:50 AM	4.3	0	1.9
5/2/22 10:00 AM	2.3	5/2/22 10:00 AM	4.5	0	2.2
5/2/22 10:10 AM	3.4	5/2/22 10:10 AM	5.2	0	1.8
5/2/22 10:20 AM	3.1	5/2/22 10:20 AM	5.7	0	2.6
5/2/22 10:30 AM	2.6	5/2/22 10:30 AM	4.9	0	2.3
5/2/22 10:40 AM	3.4	5/2/22 10:40 AM	4.2	0	0.8
5/2/22 10:50 AM	3.6	5/2/22 10:50 AM	4.6	0	1
5/2/22 11:00 AM	3.3	5/2/22 11:00 AM	5	0	1.7
5/2/22 11:10 AM	3.3	5/2/22 11:10 AM	4.7	0	1.4
5/2/22 11:20 AM	3.8	5/2/22 11:20 AM	6	0	2.2
5/2/22 11:30 AM	4.2	5/2/22 11:30 AM	6.2	0	2
5/2/22 11:40 AM	4.9	5/2/22 11:40 AM	8.3	0	3.4
5/2/22 11:50 AM	4.8	5/2/22 11:50 AM	11.3	0	6.5
5/2/22 12:00 PM	5.1	5/2/22 12:00 PM	13.3	0	8.2
5/2/22 12:10 PM	5.3	5/2/22 12:10 PM	11	0	5.7
5/2/22 12:20 PM	6.4	5/2/22 12:20 PM	11.6	0	5.2
5/2/22 12:30 PM	6.8	5/2/22 12:30 PM	13.5	0	6.7
5/2/22 12:40 PM	6.7	5/2/22 12:40 PM	9.6	0	2.9
5/2/22 12:50 PM	4.9	5/2/22 12:50 PM	7.3	0	2.4
5/2/22 1:00 PM	4	5/2/22 1:00 PM	6.1	0	2.1
5/2/22 1:10 PM	3.5	5/2/22 1:10 PM	6.4	0	2.9
5/2/22 1:20 PM	4	5/2/22 1:20 PM	5.9	0	1.9
5/2/22 1:30 PM	4.4	5/2/22 1:30 PM	6.5	0	2.1
5/2/22 1:40 PM	5.7	5/2/22 1:40 PM	8.6	0	2.9
5/2/22 1:50 PM	8.4	5/2/22 1:50 PM	33	0	24.6
5/2/22 2:00 PM	13.8	5/2/22 2:00 PM	27.9	0	14.1
		5/2/22 2:10 PM	16.1	0	16.1
		5/2/22 2:20 PM	15.4	0	15.4
5/2/22 2:30 PM	5.3	5/2/22 2:30 PM	9.5	0	4.2
5/2/22 2:40 PM	6.4	5/2/22 2:40 PM	10.5	0	4.1
5/2/22 2:50 PM	10.2	5/2/22 2:50 PM	11.8	0	1.6
5/2/22 3:00 PM	9.1	5/2/22 3:00 PM	9.3	0	0.2
5/2/22 3:10 PM	5.1	5/2/22 3:10 PM	10.1	0	5
5/2/22 3:20 PM	5.2	5/2/22 3:20 PM	10.3	0	5.1
5/2/22 3:30 PM	4			0	-4

*****Particulate Threshold PM 10 15minute average = 100µg/m³ above background***

960 Busti Ave.
Buffalo, New York 14213

Work Location Map

Date:	Monday, May 2, 2022
Site Name:	Pilgrim Village - Senior Site #C915363

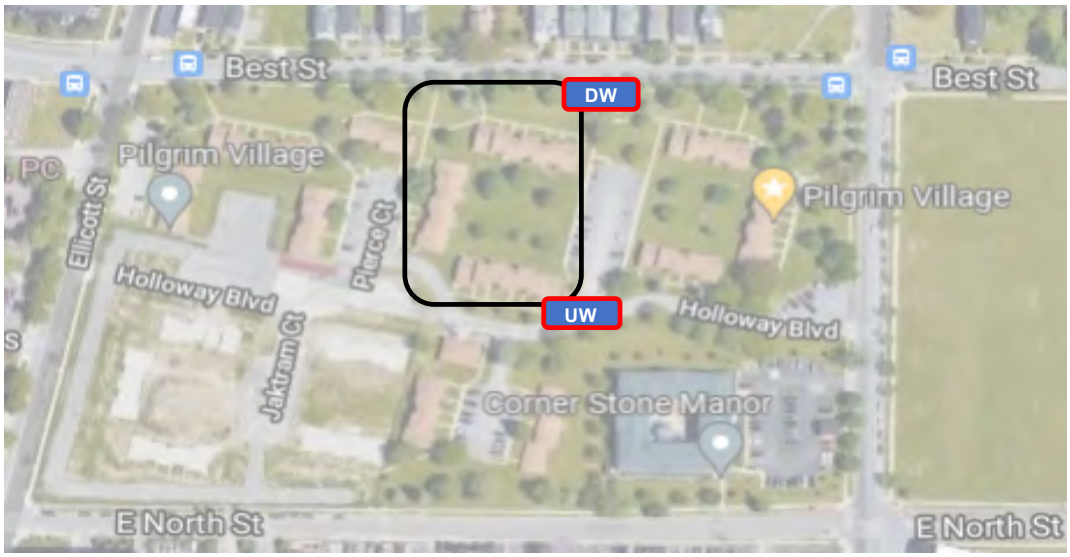

Legend	
UW	Dust monitor location (Upwind)
DW	Dust monitor location (Downwind)
	Work Location

960 Busti Ave.
Buffalo, New York 14213

BRYDGES ENGINEERING
IN ENVIRONMENT AND ENERGY, DPC

Daily Field Report

Date:	Tuesday, May 3, 2022
Site Name:	Pilgrim Village - Senior Site #C915363
Location:	1100 Michigan Ave
Contractor/Sub-Contractor:	Kulbacks
Weather Conditions:	Cloudy & light rain 50 °F NE 5 mph

Description of Work Performed:

Contractor is excavating another 6'-12' in D1, D2, E1, B2 and B1 to reach virgin soil.

Contractor moved contaiminated soil to the southeast corner to be hauled offsite.

Resampling the previously mentioned sections on Senior to eliminate present contaimination.

Dust monitors were set up and running, no indication of exceedance.

Problems/Observations	none
Health and Saftey Concerns:	none
Contractor Work Force:	Kulbacks - 1 supervisor 2 operators 1 laboroer
Contractor Equipment	Kulbacks - 2 excavators 2 dozers, 1 roller 1 skidster 1 dumptruck

Attachments : Daily report, Photo Log, Air Monitoring Report, Work Location Map

Inspectors Name	Sydney Deck

960 Busti Ave.
Buffalo, New York 14213

Daily Field Report Continued

Date:	Tuesday, May 3, 2022		
Site Name:	Pilgrim Village - Senior Site #C915363		
Location:	1100 Michigan Ave		
Work Performed Continued			
Imported Material		Loads:	Amount (Tons)
Exported Material	Destination	Loads:	Amount (Tons)
Total Material Hauled - Approx. (Tons) 0			

960 Busti Ave.
Buffalo, New York 14213

Photo Log

Date:	Tuesday, May 3, 2022
Site Name:	Pilgrim Village - Senior Site #C915363

Photo 1

Excavation of contaiminated soil on the North edge of site. Specifically SD1, SD2, SE1, SB2 and creating a cleaner edge on SB1 corner. Piling soil on Southeast corner of site.

Photo 2

Excavated sections that contaminant exceedances remain after soil sampling results came back.

960 Busti Ave.
Buffalo, New York 14213

Community Air Monitoring Program Data

Date:	Tuesday, May 3, 2022				
Site Name:	Pilgrim Village - Senior Site #C915363				
Upwind Data		Downwind Data			Delta
Time	PM 10 - 15 min AVG (µg/m³)	Time	PM 10 - 15 min AVG (µg/m³)	VOC	PM 10 - 15m AVG (µg/m³)
5/3/22 7:50 AM	10.3	5/3/22 7:50 AM	14.7	0	4.4
5/3/22 8:00 AM	9.7	5/3/22 8:00 AM	18.9	0	9.2
5/3/22 8:10 AM	9.1	5/3/22 8:10 AM	17.3	0	8.2
5/3/22 8:20 AM	7.6	5/3/22 8:20 AM	19	0	11.4
5/3/22 8:30 AM	7.2	5/3/22 8:30 AM	14.8	0	7.6
5/3/22 8:40 AM	8.4	5/3/22 8:40 AM	16.4	0	8
5/3/22 8:50 AM	8.8	5/3/22 8:50 AM	17.8	0	9
5/3/22 9:00 AM	9.3	5/3/22 9:00 AM	23.1	0	13.8
5/3/22 9:10 AM	8.8	5/3/22 9:10 AM	21.9	0	13.1
5/3/22 9:20 AM	16.4	5/3/22 9:20 AM	14.7	0	-1.7
5/3/22 9:30 AM	16.4	5/3/22 9:30 AM	15.8	0	-0.6
5/3/22 9:40 AM	18.8	5/3/22 9:40 AM	12.7	0	-6.1
5/3/22 9:50 AM	6.8	5/3/22 9:50 AM	11.6	0	4.8
5/3/22 10:00 AM	8.5	5/3/22 10:00 AM	10.3	0	1.8
5/3/22 10:10 AM	8	5/3/22 10:10 AM	10.2	0	2.2
5/3/22 10:20 AM	5.8	5/3/22 10:20 AM	8.3	0	2.5
5/3/22 10:30 AM	5.6	5/3/22 10:30 AM	8.6	0	3
5/3/22 10:40 AM	4.7	5/3/22 10:40 AM	9	0	4.3
5/3/22 10:50 AM	3.6	5/3/22 10:50 AM	7.6	0	4
5/3/22 11:00 AM	5.2	5/3/22 11:00 AM	7.7	0	2.5
5/3/22 11:10 AM	5.3	5/3/22 11:10 AM	7.9	0	2.6
5/3/22 11:20 AM	4.1	5/3/22 11:20 AM	7.3	0	3.2
5/3/22 11:30 AM	7.2	5/3/22 11:30 AM	6.9	0	-0.3
5/3/22 11:40 AM	23.1	5/3/22 11:40 AM	8.3	0	-14.8
5/3/22 11:50 AM	21.2	5/3/22 11:50 AM	8.2	0	-13
5/3/22 12:00 PM	7.7	5/3/22 12:00 PM	14.6	0	6.9
5/3/22 12:10 PM	17.3	5/3/22 12:10 PM	17.1	0	-0.2
5/3/22 12:20 PM	7.6	5/3/22 12:20 PM	9	0	1.4
5/3/22 12:30 PM	4.5	5/3/22 12:30 PM	8.3	0	3.8
5/3/22 12:40 PM	4.7	5/3/22 12:40 PM	6	0	1.3
5/3/22 12:50 PM	9.5	5/3/22 12:50 PM	6.4	0	-3.1
5/3/22 1:00 PM	5	5/3/22 1:00 PM	10.4	0	5.4
5/3/22 1:10 PM	5	5/3/22 1:10 PM	8.9	0	3.9
5/3/22 1:20 PM	9.9	5/3/22 1:20 PM	7	0	-2.9
5/3/22 1:30 PM	9.4	5/3/22 1:30 PM	6.5	0	-2.9
5/3/22 1:40 PM	5.1	5/3/22 1:40 PM	11.5	0	6.4
5/3/22 1:50 PM	19.7	5/3/22 1:50 PM	11.4	0	-8.3
5/3/22 2:00 PM	10.3	5/3/22 2:00 PM	9.5	0	-0.8
5/3/22 2:10 PM	17.6	5/3/22 2:10 PM	9.3	0	-8.3
5/3/22 2:20 PM	5.6	5/3/22 2:20 PM	9.4	0	3.8
5/3/22 2:30 PM	19.6	5/3/22 2:30 PM	8.6	0	-11
5/3/22 2:40 PM	20	5/3/22 2:40 PM	12.3	0	-7.7
5/3/22 2:50 PM	11.8	5/3/22 2:50 PM	13.5	0	1.7
5/3/22 3:00 PM	8.9	5/3/22 3:00 PM	12.9	0	4
5/3/22 3:10 PM	5.4	5/3/22 3:10 PM	11.4	0	6
5/3/22 3:20 PM	5.8	5/3/22 3:20 PM	12.9	0	7.1
5/3/22 3:30 PM	5.9	5/3/22 3:30 PM	11.2	0	5.3
5/3/22 3:40 PM	4.7	5/3/22 3:40 PM	9.4	0	4.7

*****Particulate Threshold PM 10 15 minute average = 100µg/m³ above background***

960 Busti Ave.
Buffalo, New York 14213

Work Location Map

Date:	Tuesday, May 3, 2022
Site Name:	Pilgrim Village - Senior Site #C915363

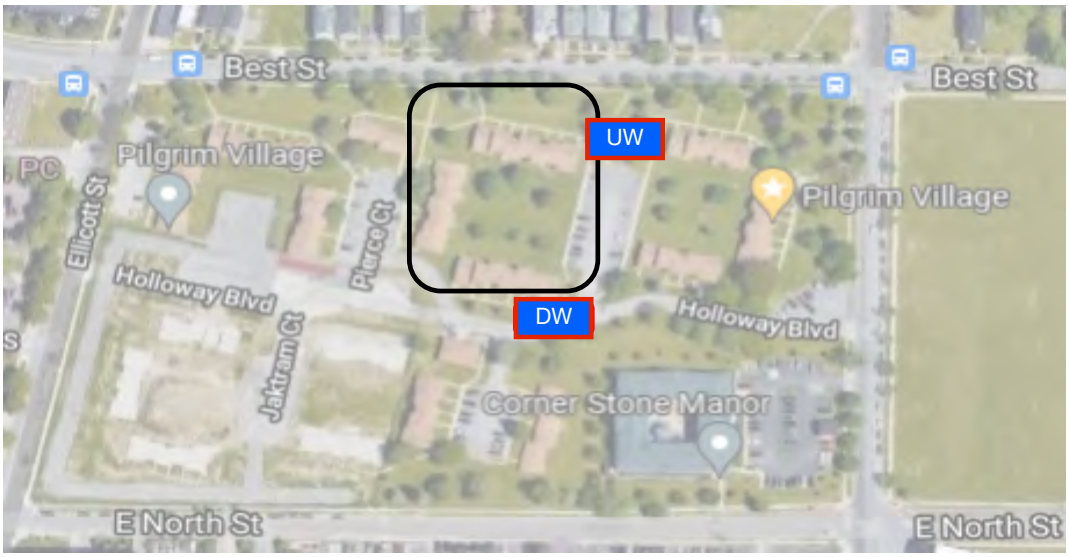

Legend	
UW	Dust monitor location (Upwind)
DW	Dust monitor location (Downwind)
	Work Location

960 Busti Ave.
Buffalo, New York 14213

BRYDGES ENGINEERING
IN ENVIRONMENT AND ENERGY, DPC

Daily Field Report

Date:	Wednesday, May 4, 2022
Site Name:	Pilgrim Village - Senior Site #C915363
Location:	1100 Michigan Ave Buffalo New York
Contractor/Sub-Contractor:	Kulbacks
Weather Conditions:	Rain 50 °F NE 5 mph

Description of Work Performed:

No work being done on site.

Waiting for sample results taken 05/03/22 in D1, D2, E1, B2.

Air monitors were not set up due to excessive rain and no dust.

Problems/Observations	none
Health and Saftey Concerns:	none
Contractor Work Force:	Kulbacks - 1 supervisor 2 operators 1 laboroer
Contractor Equipment	Kulbacks - 2 excavators 2 dozers, 1 roller 1 skidster 1 dumptruck

Attachments : Daily report, Photo Log, Air Monitoring Report, Work Location Map

Inspectors Name	Sydney Deck

960 Busti Ave.
Buffalo, New York 14213

Daily Field Report Continued

Date:	Wednesday, May 4, 2022		
Site Name:	Pilgrim Village - Senior Site #C915363		
Location:	1100 Michigan Ave Buffalo New York		
Work Performed Continued			
Imported Material		Loads:	Amount (Tons)
Exported Material	Destination	Loads:	Amount (Tons)
Total Material Hauled - Approx. (Tons) 0			

960 Busti Ave.
Buffalo, New York 14213

Photo Log

Date:	Wednesday, May 4, 2022
Site Name:	Pilgrim Village - Senior Site #C915363

Photo 1

No work being done on site.

Photo 2

No work being done on site.

BRYDGES ENGINEERING
IN ENVIRONMENT AND ENERGY, DPC

960 Busti Ave.
Buffalo, New York 14213

Community Air Monitoring Program Data

Date:	Wednesday, May 4, 2022
Site Name:	Pilgrim Village - Senior Site #C915363

Upwind Data		Downwind Data			Delta
Time	PM 10 - 15 min AVG (µg/m³)	Time	PM 10 - 15 min AVG (µg/m³)	VOC	PM 10 - 15m AVG (µg/m³)
****Particulate Threshold PM 10 15 minute average = 100µg/m³ above background**					

NO DATA COLLECTED DUE TO HEAVY AND CONSTANT RAIN. NO DUST OBSERVED.

960 Busti Ave.
Buffalo, New York 14213

Work Location Map

Date:	Wednesday, May 4, 2022
Site Name:	Pilgrim Village - Senior Site #C915363

Legend	
UW	Dust monitor location (Upwind)
DW	Dust monitor location (Downwind)
	Work Location

BRYDGES ENGINEERING
IN ENVIRONMENT AND ENERGY, DPC

960 Busti Ave.
Buffalo, New York 14213

DAILY FIELD REPORT

Date:	Thursday, May 5, 2022
Site Name:	Pilgrim Village-Senior Site (915363)
Location:	1100 Michigan Ave., Buffalo
Contractor-Subcontrators:	Kulbacks
Weather Conditions:	Clear/Sunny 37 Deg F Wind: SW 3mph

Description of Work Performed:

No remediation activities taking place.

(Use attached sheet for additional work description)

Problems/Observations Noted:
None

Health and Safety Monitoring:
None

Contractor Work Force:	Kulbacks: 1 Superintendant 3 operators
Contractor Equipment:	Kulbacks: 2 excavators, 2 dozers, 1 skidsteer, 2 rollers

Attachments:

Inspector's Name:	Libby Broderick

BRYDGES ENGINEERING
IN ENVIRONMENT AND ENERGY, DPC

960 Busti Ave.
Buffalo, New York 14213

DAILY FIELD REPORT

Date:	Friday, May 6, 2022
Site Name:	Pilgrim Village-Senior Site (915363)
Location:	1100 Michigan Ave., Buffalo
Contractor-Subcontrators:	Kulbacks
Weather Conditions:	Overcast 51 Deg F Wind: NE 12mph

Description of Work Performed:

No remediation activities taking place.

(Use attached sheet for additional work description)

Problems/Observations Noted:
None

Health and Safety Monitoring:
None

Contractor Work Force:	Kulbacks: 1 Superintendant 3 operators
Contractor Equipment:	Kulbacks: 2 excavators, 2 dozers, 1 skidsteer, 2 rollers

Attachments:

Inspector's Name: Libby Broderick

960 Busti Ave.
Buffalo, New York 14213

DAILY FIELD REPORT

Date:	Monday, May 9, 2022
Site Name:	Pilgrim Village-Senior Site (915363)
Location:	1100 Michigan Ave., Buffalo
Contractor-Subcontrators:	Kulbacks
Weather Conditions:	Clear/Sunny 37 Deg F Wind: SW 3mph

Description of Work Performed:

Loading trucks with contaminated soil to haul to Tonawanda Landfill. Loaded out stockpile, then excavated beneath down to clean material.

No other remediation activities taking place.

Two exceedances were seen at 12:00pm and 2:30pm. These were isolated exceedances and upon investigation by BE3 did not see any dust leaving the site.

(Use attached sheet for additional work description)

Problems/Observations Noted:
None

Health and Safety Monitoring:
None

Contractor Work Force:	Kulbacks: 1 Superintendant 3 operators
Contractor Equipment:	Kulbacks: 2 excavators, 2 dozers, 1 skidsteer, 2 rollers
Attachments:	Air Monitoring Report, Photo Log
Inspector's Name:	Libby Broderick

960 Busti Ave.
Buffalo, New York 14213

DAILY FIELD REPORT

Date:	Monday, May 9, 2022
Site Name:	Pilgrim Village-Senior Site (915363)
Location:	1100 Michigan Ave., Buffalo

Description of Work Performed (cont):

Materials Import/Export

Imported Material:

Material	Truck #		Loads		Amount (Tons)
				Total Stone Delivered (Tons)	0

Exported Material:

Material	Destination	Loads
Contaminated Soil	Tonawanda Landfill	43
	Total Material Hauled - Approx. (Tons)	**860**
	Total Material Hauled - Approx. (Tons)	**0**

Photo Log

Site: Pilgrim Village-Senior Site (915363)

Date: Monday, May 9, 2022

Loading trucks with contamniated material. Looking west.

Loaded out stockpile and cleaned beneath to virgin material. Looking southwest.

BRYDGES ENGINEERING
IN ENVIRONMENT AND ENERGY, DPC

Date: Monday, May 9, 2022

Site Name: Pilgrim Village-Senior Site (915363)

Upwind Data		Downwind Data			Delta
Time	PM10 15min Average (µg/m³)	Time	PM10 15min Average (µg/m³)	VOC 15min Average (ppm)	PM10 15min Average (µg/m³)
5/9/2022 8:10	1/18/1900 2:24	5/9/2022 8:10	35.8	0.0	17.7
5/9/2022 8:20	18.5	5/9/2022 8:20	19.5	0.0	1
5/9/2022 8:30	19.6	5/9/2022 8:30	26.4	0.0	6.8
5/9/2022 8:40	18.3	5/9/2022 8:40	26.1	0.0	7.8
5/9/2022 8:50	32.6	5/9/2022 8:50	38	0.0	5.4
5/9/2022 9:00	88.1	5/9/2022 9:00	25.8	0.0	-62.3
5/9/2022 9:10	85.3	5/9/2022 9:10	18.1	0.0	-67.2
5/9/2022 9:20	27	5/9/2022 9:20	24.8	0.0	-2.2
5/9/2022 9:30	30.3	5/9/2022 9:30	14.2	0.0	-16.1
5/9/2022 9:40	48.1	5/9/2022 9:40	9.3	0.0	-38.8
5/9/2022 9:50	11	5/9/2022 9:50	8	0.0	-3
5/9/2022 10:00	26.8	5/9/2022 10:00	11.9	0.0	-14.9
5/9/2022 10:10	24.9	5/9/2022 10:10	22.6	0.0	-2.3
5/9/2022 10:20	16.2	5/9/2022 10:20	35.9	0.0	19.7
5/9/2022 10:30	11.3	5/9/2022 10:30	16	0.0	4.7
5/9/2022 10:40	14.3	5/9/2022 10:40	16.6	0.0	2.3
5/9/2022 10:50	9.9	5/9/2022 10:50	41.5	0.0	31.6
5/9/2022 11:00	16.3	5/9/2022 11:00	12.3	0.0	-4
5/9/2022 11:10	18.7	5/9/2022 11:10	9.5	0.0	-9.2
5/9/2022 11:20	7.6	5/9/2022 11:20	24.7	0.0	17.1
5/9/2022 11:30	14.9	5/9/2022 11:30	110.4	0.0	95.5
5/9/2022 11:40	21.8	5/9/2022 11:40	118.6	0.0	96.8
5/9/2022 11:50	45.1	5/9/2022 11:50	137.3	0.0	92.2
5/9/2022 12:00	27.8	5/9/2022 12:00	206.9	0.0	179.1
5/9/2022 12:10	22.9	5/9/2022 12:10	92.9	0.0	70
5/9/2022 12:20	10.4	5/9/2022 12:20	19.8	0.0	9.4
5/9/2022 12:30	25.8	5/9/2022 12:30	20.6	0.0	-5.2
5/9/2022 12:40	19.6	5/9/2022 12:40	9.2	0.0	-10.4
5/9/2022 12:50	10.7	5/9/2022 12:50	9.4	0.0	-1.3
5/9/2022 13:00	15.2	5/9/2022 13:00	17.4	0.0	2.2
5/9/2022 13:10	16.6	5/9/2022 13:10	74.2	0.0	57.6
5/9/2022 13:20	19.8	5/9/2022 13:20	62.5	0.0	42.7
5/9/2022 13:30	16.8	5/9/2022 13:30	75.5	0.0	58.7
5/9/2022 13:40	7.6	5/9/2022 13:40	65.2	0.0	57.6
5/9/2022 13:50	8.9	5/9/2022 13:50	12.6	0.0	3.7
5/9/2022 14:00	22.8	5/9/2022 14:00	27.6	0.0	4.8
5/9/2022 14:10	37.9	5/9/2022 14:10	27.1	0.0	-10.8
5/9/2022 14:20	30.3	5/9/2022 14:20	58.9	0.0	28.6
5/9/2022 14:30	30	5/9/2022 14:30	136.6	0.0	106.6
5/9/2022 14:40	30.2	5/9/2022 14:40	111.2	0.0	81
5/9/2022 14:50	10.8	5/9/2022 14:50	98.8	0.0	88
5/9/2022 15:00	15.9	5/9/2022 15:00	66	0.0	50.1
5/9/2022 15:10	14.3	5/9/2022 15:10	32.3	0.0	18
5/9/2022 15:20	12.5	5/9/2022 15:20	31.6	0.0	19.1
5/9/2022 15:30	45.5	5/9/2022 15:30	30.2	0.0	-15.3
					0
					0

*****Particulate Threshold PM 10 15minute average = 100µg/m³ above background***

BRYDGES ENGINEERING
IN ENVIRONMENT AND ENERGY, DPC

Site Name: Pilgrim Village-Senior Site (915363) **Date:** Monday, May 9, 2022

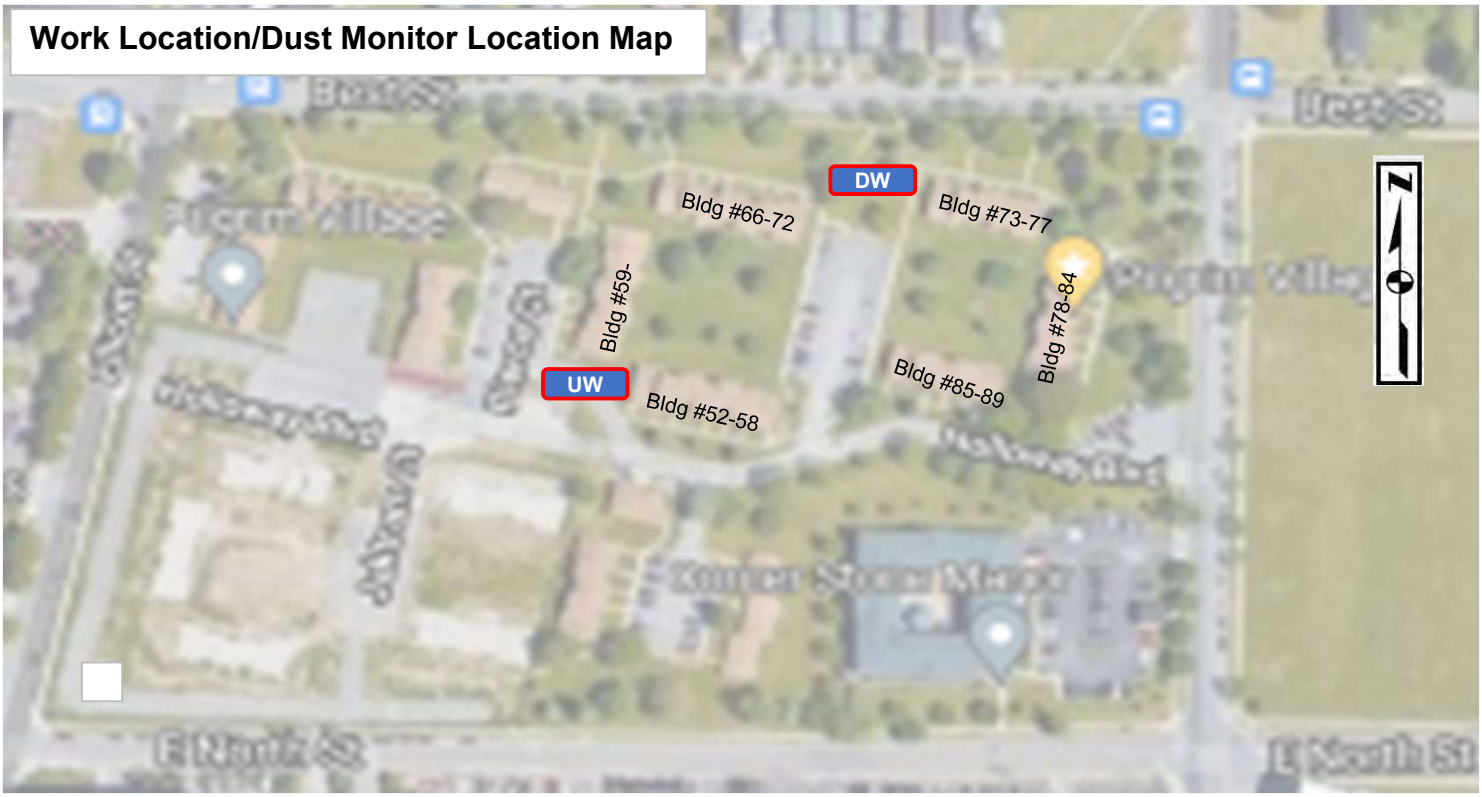

LEGEND

- UW — Dust Monitor Location (Upwind)
- DW — Dust Monitor Location (Downwind)
- Work Location

BRYDGES ENGINEERING
IN ENVIRONMENT AND ENERGY, DPC

960 Busti Ave.
Buffalo, New York 14213

DAILY FIELD REPORT

Date:	Tuesday, May 10, 2022
Site Name:	Pilgrim Village-Senior Site (915363)
Location:	1100 Michigan Ave., Buffalo
Contractor-Subcontrators:	Kulbacks
Weather Conditions:	Cloudy 55 Deg F Wind: SE 7mph

Description of Work Performed:

No remediation activities taking place.

(Use attached sheet for additional work description)

Problems/Observations Noted:
None

Health and Safety Monitoring:
None

Contractor Work Force:	Kulbacks: 1 Superintendant 3 operators
Contractor Equipment:	Kulbacks: 2 excavators, 2 dozers, 1 skidsteer, 2 rollers

Attachments:

Inspector's Name: Libby Broderick

960 Busti Ave.
Buffalo, New York 14213

DAILY FIELD REPORT

Date:	Wednesday, May 11, 2022
Site Name:	Pilgrim Village-Senior Site (915363)
Location:	1100 Michigan Ave., Buffalo
Contractor-Subcontrators:	Kulbacks
Weather Conditions:	Partly Cloudy 57 Deg F Wind: SE 6mph

Description of Work Performed:

No remediation activities taking place.

(Use attached sheet for additional work description)

Problems/Observations Noted:
None

Health and Safety Monitoring:
None

Contractor Work Force:	Kulbacks: 1 Superintendant 3 operators
Contractor Equipment:	Kulbacks: 2 excavators, 2 dozers, 1 skidsteer, 2 rollers

Attachments:

Inspector's Name: Libby Broderick

960 Busti Ave.
Buffalo, New York 14213

DAILY FIELD REPORT

Date:	Thursday, May 12, 2022
Site Name:	Pilgrim Village-Senior Site (915363)
Location:	1100 Michigan Ave., Buffalo
Contractor-Subcontrators:	Kulbacks
Weather Conditions:	Partly Cloudy 54 Deg F Wind: NE 6mph

Description of Work Performed:

Importing clean fill from Walden Road stockpile. Placing and compacting along south boundary of site.

Dust Monitors operating. No indication of dust.

(Use attached sheet for additional work description)

Problems/Observations Noted:
None

Health and Safety Monitoring:
None

Contractor Work Force:	Kulbacks: 1 Superintendant 3 operators
Contractor Equipment:	Kulbacks: 2 excavators, 2 dozers, 1 skidsteer, 2 rollers
Attachments:	Air Monitoring Report, Photo Log
Inspector's Name:	Libby Broderick

BRYDGES ENGINEERING
IN ENVIRONMENT AND ENERGY, DPC

960 Busti Ave.
Buffalo, New York 14213

DAILY FIELD REPORT

Date:	Thursday, May 12, 2022
Site Name:	Pilgrim Village-Senior Site (915363)
Location:	1100 Michigan Ave., Buffalo

Description of Work Performed (cont):

Materials Import/Export

Imported Material:

Material	Truck #		Loads		Amount (Tons)
Clean fill from Walden Road Stockpile			54		1080
			Total Stone Delivered (Tons)		1080

Exported Material:

Material	Destination	Loads
	Total Material Hauled - Approx. (Tons)	**0**
	Total Material Hauled - Approx. (Tons)	**0**

Photo Log

Site: Pilgrim Village-Senior Site (915363) **Date:** Thursday, May 12, 2022

Importing and placing clean fill along southern boundary. Looking southwest.

Importing and placing clean fill along southern boundary. Looking west.

BRYDGES ENGINEERING
IN ENVIRONMENT AND ENERGY, DPC

Date: Thursday, May 12, 2022

Site Name: Pilgrim Village-Senior Site (915363)

Upwind Data		Downwind Data			Delta
Time	PM10 15min Average (µg/m³)	Time	PM10 15min Average (µg/m³)	VOC 15min Average (ppm)	PM10 15min Average (µg/m³)
5/12/2022 9:20	25.6	5/12/2022 9:20	50.3	0.0	24.7
5/12/2022 9:30	21.1	5/12/2022 9:30	39.1	0.0	18
5/12/2022 9:40	16.5	5/12/2022 9:40	23.1	0.0	6.6
5/12/2022 9:50	15.7	5/12/2022 9:50	20.1	0.0	4.4
5/12/2022 10:00	15.8	5/12/2022 10:00	32.7	0.0	16.9
5/12/2022 10:20	12.3	5/12/2022 10:20	15.5	0.0	3.2
5/12/2022 10:30	12.3	5/12/2022 10:30	14.4	0.0	2.1
5/12/2022 10:40	11.4	5/12/2022 10:40	15.1	0.0	3.7
5/12/2022 10:50	10.5	5/12/2022 10:50	13.7	0.0	3.2
5/12/2022 11:00	10.3	5/12/2022 11:00	12.5	0.0	2.2
5/12/2022 11:10	8.6	5/12/2022 11:10	12.2	0.0	3.6
5/12/2022 11:20	10.6	5/12/2022 11:20	12.2	0.0	1.6
5/12/2022 11:30	10.7	5/12/2022 11:30	16.9	0.0	6.2
5/12/2022 11:40	11.2	5/12/2022 11:40	14	0.0	2.8
5/12/2022 11:50	10.8	5/12/2022 11:50	15.3	0.0	4.5
5/12/2022 12:00	12.9	5/12/2022 12:00	19.7	0.0	6.8
5/12/2022 12:10	9	5/12/2022 12:10	12.5	0.0	3.5
5/12/2022 12:20	10.4	5/12/2022 12:20	14.6	0.0	4.2
5/12/2022 12:30	8.8	5/12/2022 12:30	13.9	0.0	5.1
5/12/2022 12:40	10.1	5/12/2022 12:40	9.4	0.0	-0.7
5/12/2022 12:50	10.7	5/12/2022 12:50	16.4	0.0	5.7
5/12/2022 13:00	12	5/12/2022 13:00	21	0.0	9
5/12/2022 13:10	12.2	5/12/2022 13:10	12	0.0	-0.2
5/12/2022 13:20	8.3	5/12/2022 13:20	10.8	0.0	2.5
5/12/2022 13:30	7.2	5/12/2022 13:30	11.1	0.0	3.9
5/12/2022 13:40	23.2	5/12/2022 13:40	26.9	0.0	3.7
5/12/2022 13:50	21.4	5/12/2022 13:50	46.8	0.0	25.4
5/12/2022 14:00	7.6	5/12/2022 14:00	35.8	0.0	28.2
5/12/2022 14:10	29.5	5/12/2022 14:10	58.4	0.0	28.9
5/12/2022 14:20	12.3	5/12/2022 14:20	73.4	0.0	61.1
5/12/2022 14:30	16.2	5/12/2022 14:30	65.6	0.0	49.4
5/9/2022 13:20	19.8	5/9/2022 13:20	62.5	0.0	42.7
5/9/2022 13:30	16.8	5/9/2022 13:30	75.5	0.0	58.7
5/9/2022 13:40	7.6	5/9/2022 13:40	65.2	0.0	57.6
5/9/2022 13:50	8.9	5/9/2022 13:50	12.6	0.0	3.7
5/9/2022 14:00	22.8	5/9/2022 14:00	27.6	0.0	4.8
5/9/2022 14:10	37.9	5/9/2022 14:10	27.1	0.0	-10.8
5/9/2022 14:20	30.3	5/9/2022 14:20	58.9	0.0	28.6
5/9/2022 14:30	30	5/9/2022 14:30	136.6	0.0	106.6
5/9/2022 14:40	30.2	5/9/2022 14:40	111.2	0.0	81
5/9/2022 14:50	10.8	5/9/2022 14:50	98.8	0.0	88
5/9/2022 15:00	15.9	5/9/2022 15:00	66	0.0	50.1
5/9/2022 15:10	14.3	5/9/2022 15:10	32.3	0.0	18
5/9/2022 15:20	12.5	5/9/2022 15:20	31.6	0.0	19.1
5/9/2022 15:30	45.5	5/9/2022 15:30	30.2	0.0	-15.3
					0
					0

*****Particulate Threshold PM 10 15minute average = 100µg/m³ above background***

BRYDGES ENGINEERING
IN ENVIRONMENT AND ENERGY, DPC

Site Name: Pilgrim Village-Senior Site (915363) **Date:** Thursday, May 12, 2022

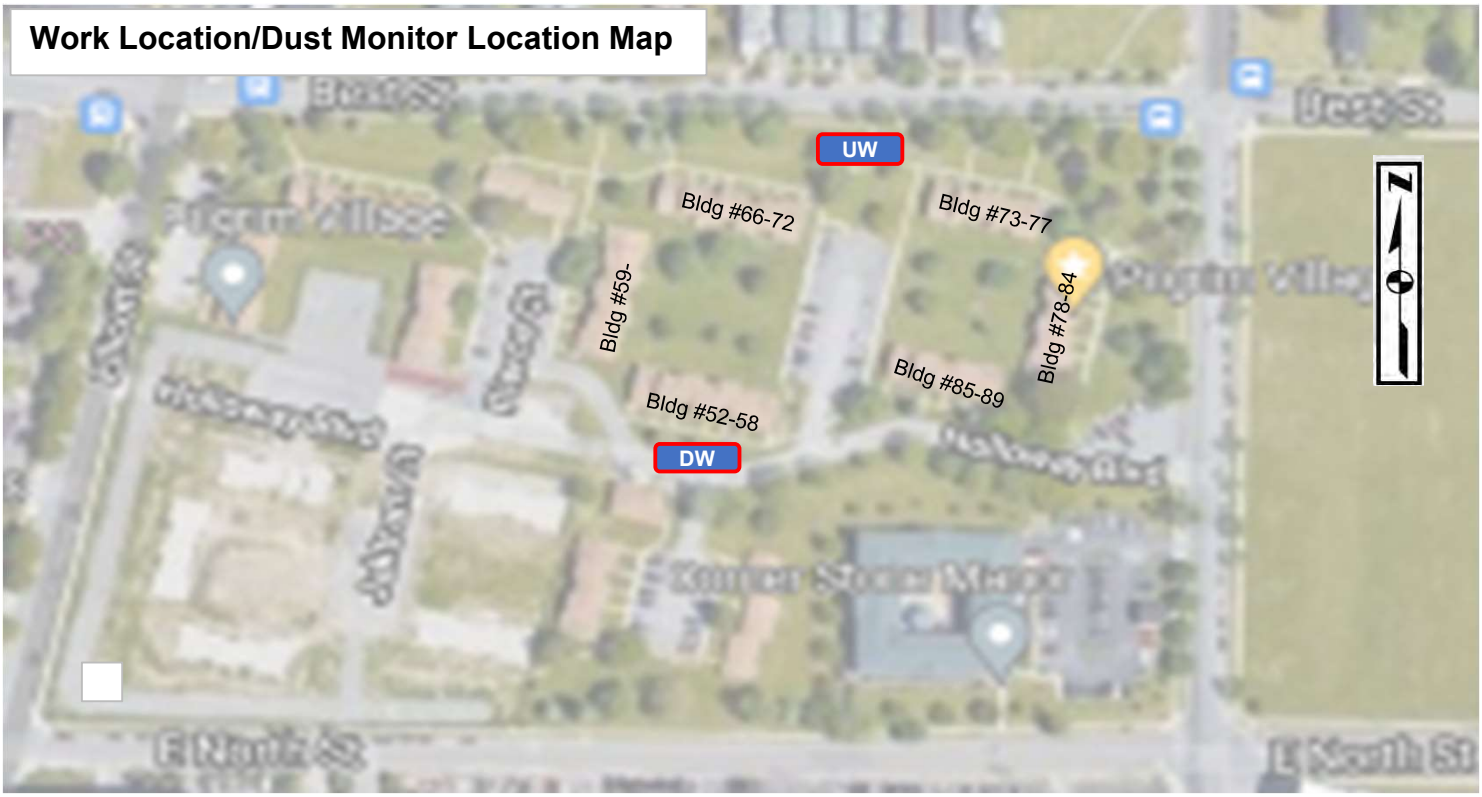

LEGEND

- UW — Dust Monitor Location (Upwind)
- DW — Dust Monitor Location (Downwind)
- Work Location

960 Busti Ave.
Buffalo, New York 14213

BRYDGES ENGINEERING
IN ENVIRONMENT AND ENERGY, DPC

Daily Field Report

Date:	Friday, May 13, 2022
Site Name:	Pilgrim Village - Senior Site #C915363
Location:	1100 Michigan Ave Buffalo New York
Contractor/Sub-Contractor:	Kulbacks
Weather Conditions:	Partially cloudy 72 °F N 6 mph

Description of Work Performed:

Importing dirt fill to senior site. Packing and leveling the fill on the Southern edge of site.

Multiple trees have been cut down in anticipation of progression in exporting contaiminated soil. Trees are being gathered in the northwest corner of site.

Dust exceedance at 8AM and 8:40AM due to dry conditions and truck traffic. Informed site supervisor of exceedance. He is working on getting a water truck to the site to wet ground.

Problems/Observations	Dust exceedences due to dry / hot conditions
Health and Saftey Concerns:	none
Contractor Work Force:	Kulbacks - 1 supervisor 2 operators 1 laboroer
Contractor Equipment	Kulbacks - 2 excavators 2 dozers, 1 roller 1 skidster 1 dumptruck

Attachments : Daily report, Photo Log, Air Monitoring Report, Work Location Map

Inspectors Name	Sydney Deck

960 Busti Ave.
Buffalo, New York 14213

Daily Field Report Continued

Date:	Friday, May 13, 2022		
Site Name:	Pilgrim Village - Senior Site #C915363		
Location:	1100 Michigan Ave Buffalo New York		
Work Performed Continued			
Imported Material		Loads:	Amount (Tons)
Dirt Fill		62	1240
Exported Material	Destination	Loads:	Amount (Tons)
Total Material Hauled - Approx. (Tons) 0			

960 Busti Ave.
Buffalo, New York 14213

Photo Log

Date:	Friday, May 13, 2022
Site Name:	Pilgrim Village - Senior Site #C915363

Photo 1

North facing wall with pile of cut down trees In the Northwest corner.

Photo 2

Fill leveling and packing on south edge of site. Trucks drop of single load of fill and it is immediately dispersed throughout site.

960 Busti Ave.
Buffalo, New York 14213

Community Air Monitoring Program Data

Date:	Friday, May 13, 2022				
Site Name:	Pilgrim Village - Senior Site #C915363				
Upwind Data		Downwind Data			Delta
Time	PM 10 - 15 min AVG (µg/m³)	Time	PM 10 - 15 min AVG (µg/m³)	VOC	PM 10 - 15m AVG (µg/m³)
5/13/22 8:00 AM	14.4	5/13/22 8:00 AM	165.5	0	151.1
5/13/22 8:10 AM	14.9	5/13/22 8:10 AM	86.1	0	71.2
5/13/22 8:20 AM	14.8	5/13/22 8:20 AM	78	0	63.2
5/13/22 8:30 AM	14.5	5/13/22 8:30 AM	96.5	0	82
5/13/22 8:40 AM	17.6	5/13/22 8:40 AM	127.9	0	110.3
5/13/22 8:50 AM	12.9	5/13/22 8:50 AM	100	0	87.1
5/13/22 9:00 AM	73.8	5/13/22 9:00 AM	46	0	-27.8
5/13/22 9:30 AM	9.2	5/13/22 9:30 AM	66.5	0	57.3
5/13/22 9:40 AM	7.5	5/13/22 9:40 AM	81.4	0	73.9
5/13/22 9:50 AM	8.1	5/13/22 9:50 AM	73.9	0	65.8
5/13/22 10:00 AM	77.4	5/13/22 10:00 AM	35.9	0	-41.5
5/13/22 10:10 AM	80.8	5/13/22 10:10 AM	15.4	0	-65.4
5/13/22 10:20 AM	54.8	5/13/22 10:20 AM	22.3	0	-32.5
5/13/22 10:30 AM	8.8	5/13/22 10:30 AM	28.2	0	19.4
5/13/22 10:40 AM	34.7	5/13/22 10:40 AM	27.6	0	-7.1
5/13/22 10:50 AM	48	5/13/22 10:50 AM	18	0	-30
5/13/22 11:00 AM	20.2	5/13/22 11:00 AM	10.7	0	-9.5
5/13/22 11:10 AM	42.3	5/13/22 11:10 AM	11.6	0	-30.7
5/13/22 11:20 AM	42.5	5/13/22 11:20 AM	40.7	0	-1.8
5/13/22 11:30 AM	35.3	5/13/22 11:30 AM	47.5	0	12.2
5/13/22 11:40 AM	24.4	5/13/22 11:40 AM	17.3	0	-7.1
5/13/22 11:50 AM	7.3	5/13/22 11:50 AM	23.8	0	16.5
5/13/22 12:00 PM	11.9	5/13/22 12:00 PM	20.4	0	8.5
5/13/22 12:10 PM	6.7	5/13/22 12:10 PM	17.9	0	11.2
5/13/22 12:20 PM	16.9	5/13/22 12:20 PM	35.4	0	18.5
5/13/22 12:30 PM	24.4	5/13/22 12:30 PM	66.5	0	42.1
5/13/22 12:40 PM	7.5	5/13/22 12:40 PM	33.4	0	25.9
5/13/22 12:50 PM	6.6	5/13/22 12:50 PM	9.4	0	2.8
5/13/22 1:00 PM	17	5/13/22 1:00 PM	9.4	0	-7.6
5/13/22 1:10 PM	16.9	5/13/22 1:10 PM	10.3	0	-6.6
5/13/22 1:20 PM	64.1	5/13/22 1:20 PM	13.5	0	-50.6
5/13/22 1:30 PM	64.6	5/13/22 1:30 PM	15.3	0	-49.3
5/13/22 1:40 PM	5.5	5/13/22 1:40 PM	12.1	0	6.6
5/13/22 1:50 PM	76.1	5/13/22 1:50 PM	13.4	0	-62.7
5/13/22 2:00 PM	92.9	5/13/22 2:00 PM	17.1	0	-75.8
5/13/22 2:10 PM	11.5	5/13/22 2:10 PM	19.7	0	8.2
5/13/22 2:20 PM	9.3	5/13/22 2:20 PM	13.8	0	4.5
5/13/22 2:30 PM	9.8	5/13/22 2:30 PM	8.8	0	-1
5/13/22 2:40 PM	9.6	5/13/22 2:40 PM	8.5	0	-1.1
5/13/22 2:50 PM	9.4	5/13/22 2:50 PM	9.6	0	0.2
5/13/22 3:00 PM	9.7	5/13/22 3:00 PM	13.2	0	3.5

*****Particulate Threshold PM 10 15 minute average = 100µg/m³ above background***

960 Busti Ave.
Buffalo, New York 14213

Work Location Map

Date:	Friday, May 13, 2022
Site Name:	Pilgrim Village - Senior Site #C915363

Legend	
UW	Dust monitor location (Upwind)
DW	Dust monitor location (Downwind)
	Work Location

960 Busti Ave.
Buffalo, New York 14213

BRYDGES ENGINEERING
IN ENVIRONMENT AND ENERGY, DPC

Daily Field Report

Date:	Monday, May 16, 2022
Site Name:	Pilgrim Village - Senior Site #C915363
Location:	1100 Michigan Ave Buffalo New York
Contractor/Sub-Contractor:	Kulbacks
Weather Conditions:	Rain 55 °F N 7mph

Description of Work Performed:

Importing dirt fill to senior site.Installing and compacting the fill on the Southern edge of site moving up towards the center of site.

Dust exceedance at 8:10 AM until 8:40AM due to dry conditions and truck traffic. Informed site supervisor of exceedance. He is working on getting a water truck to the site to wet ground.

Rain started around 10:30 AM and continued for the rest if the day.

Problems/Observations	Dust exceedences in the morrning due to dry / hot conditions Dirt and mud beginning to be tracked onto road. Informed supervisor - used a sweep machine to resolve issue
Health and Saftey Concerns:	none
Contractor Work Force:	Kulbacks - 1 supervisor 2 operators 1 laboroer
Contractor Equipment	Kulbacks - 2 excavators 2 dozers, 1 roller 1 skidster 1 dumptruck
Attachments : Daily report, Photo Log, Air Monitoring Report, Work Location Map	
Inspectors Name	Sydney Deck

960 Busti Ave.
Buffalo, New York 14213

Daily Field Report Continued

Date:	Monday, May 16, 2022		
Site Name:	Pilgrim Village - Senior Site #C915363		
Location:	1100 Michigan Ave Buffalo New York		
Work Performed Continued			
Imported Material		Loads:	Amount (Tons)
Dirt Fill		18	360
Exported Material	Destination	Loads:	Amount (Tons)
Total Material Hauled - Approx. (Tons) 0			

960 Busti Ave.
Buffalo, New York 14213

Photo Log

Date:	Monday, May 16, 2022
Site Name:	Pilgrim Village - Senior Site #C915363

Photo 1

South facing - Truck is importing fill material for compaction.

Photo 2

North facing edge of site - waiting for resampled soil results before continuing backfill.

960 Busti Ave.
Buffalo, New York 14213

Community Air Monitoring Program Data

Date:	Monday, May 16, 2022
Site Name:	Pilgrim Village - Senior Site #C915363

Upwind Data		Downwind Data			Delta
Time	PM 10 - 15 min AVG (µg/m³)	Time	PM 10 - 15 min AVG (µg/m³)	VOC	PM 10 - 15m AVG (µg/m³)
5/16/22 7:30 AM	16.5	5/16/22 7:40 AM	45.5		29
5/16/22 7:40 AM	15.1	5/16/22 7:50 AM	47.7		32.6
5/16/22 7:50 AM	19.9	5/16/22 8:00 AM	43.1		23.2
5/16/22 8:00 AM	21.1	5/16/22 8:10 AM	161.3		140.2
5/16/22 8:10 AM	17.6	5/16/22 8:20 AM	122.2		104.6
5/16/22 8:20 AM	16.4	5/16/22 8:30 AM	157.7		141.3
5/16/22 8:30 AM	11.4	5/16/22 8:40 AM	122.1		110.7
5/16/22 8:40 AM	12.8	5/16/22 8:50 AM	56.5		43.7
5/16/22 8:50 AM	12.1	5/16/22 9:00 AM	110.8		98.7
5/16/22 9:00 AM	33.7	5/16/22 9:10 AM	112.3		78.6
5/16/22 9:10 AM	38.1	5/16/22 9:20 AM	90.1		52
5/16/22 9:20 AM	23	5/16/22 9:30 AM	10.2		-12.8
5/16/22 9:30 AM	26.7	5/16/22 9:40 AM	157.7		131
5/16/22 9:40 AM	28	5/16/22 9:50 AM	20.8		-7.2
5/16/22 9:50 AM	14.2	5/16/22 10:00 AM	80.4		66.2
5/16/22 10:00 AM	14.1	5/16/22 10:10 AM	64.8		50.7
5/16/22 10:10 AM	15.5	5/16/22 10:20 AM	29.2		13.7
5/16/22 10:20 AM	15	5/16/22 10:30 AM	16.3		1.3
5/16/22 10:30 AM	15.4	5/16/22 10:40 AM	34.3		18.9
5/16/22 10:40 AM	19.4	5/16/22 10:50 AM	51.9		32.5
5/16/22 10:50 AM	28.4	5/16/22 11:00 AM	41.6		13.2
5/16/22 11:00 AM	14.8	5/16/22 11:10 AM	14.6		-0.2
5/16/22 11:10 AM	18.3	5/16/22 11:20 AM	11.7		-6.6
5/16/22 11:20 AM	16.5	5/16/22 11:30 AM	9.7		-6.8
5/16/22 11:30 AM	26.8	5/16/22 11:40 AM	10.8		-16
5/16/22 11:40 AM	44.2	5/16/22 11:50 AM	15.4		-28.8
5/16/22 11:50 AM	50.1	5/16/22 12:00 PM	12.7		-37.4
5/16/22 12:00 PM	64	5/16/22 12:10 PM	9.1		-54.9
5/16/22 12:10 PM	49.9	5/16/22 12:20 PM	7.4		-42.5
5/16/22 12:20 PM	29	5/16/22 12:30 PM	9.4		-19.6
5/16/22 12:30 PM	44.3	5/16/22 12:40 PM	8.9		-35.4
5/16/22 12:40 PM	31.3	5/16/22 12:50 PM	8.6		-22.7
5/16/22 12:50 PM	3.7	5/16/22 1:00 PM	10.1		6.4
5/16/22 1:00 PM	5.9	5/16/22 1:10 PM	10.1		4.2
5/16/22 1:10 PM	6.3	5/16/22 1:20 PM	7.8		1.5
5/16/22 1:20 PM	5.6	5/16/22 1:30 PM	8		2.4
5/16/22 1:30 PM	5.8	5/16/22 1:40 PM	7.1		1.3
5/16/22 1:40 PM	6.5	5/16/22 1:50 PM	5.3		-1.2
5/16/22 1:50 PM	6.5	5/16/22 2:00 PM	6.4		-0.1
5/16/22 2:00 PM	5.8	5/16/22 2:10 PM	7		1.2
5/16/22 2:10 PM	7	5/16/22 2:20 PM	6.5		-0.5
44697.59722	6.8	44697.60417	3.3		-3.5
5/16/22 2:30 PM	4.7	5/16/22 2:40 PM	5.7		1
5/16/22 2:40 PM	4.3	5/16/22 2:50 PM	7.4		3.1
5/16/22 2:50 PM	3.8	5/16/22 3:00 PM	6.3		2.5

*****Particulate Threshold PM 10 15 minute average = 100µg/m³ above background***

960 Busti Ave.
Buffalo, New York 14213

Work Location Map

Date:	Monday, May 16, 2022
Site Name:	Pilgrim Village - Senior Site #C915363

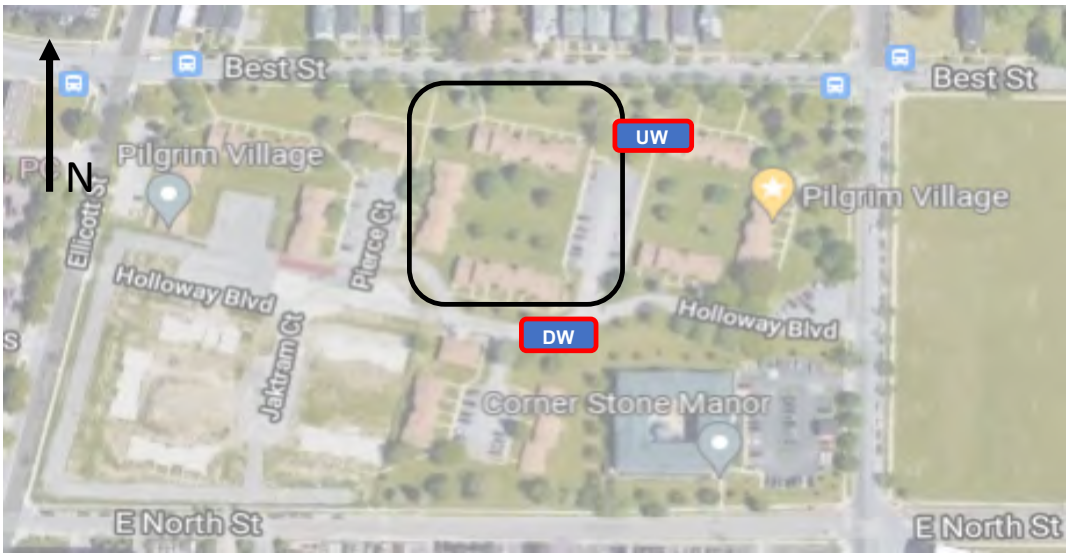

Legend	
UW	Dust monitor location (Upwind)
DW	Dust monitor location (Downwind)
	Work Location

960 Busti Ave.
Buffalo, New York 14213

BRYDGES ENGINEERING
IN ENVIRONMENT AND ENERGY, DPC

Daily Field Report

Date:	Tuesday, May 17, 2022
Site Name:	Pilgrim Village - Senior Site #C915363
Location:	1100 Michigan Ave Buffalo New York
Contractor/Sub-Contractor:	Kulbacks
Weather Conditions:	Partially Cloudy 53 °F SW 15 mph

Description of Work Performed:

Importing stone fill to senior site. Installing and compacting the fill on the Southern edge and center of site.

Moved top soil to east edge of site for distribution. Top soil is clean.

Dust exceedance at 11:30 AM due to dry conditions and truck traffic. Informed site supervisor of exceedance. He is working on getting a water truck to the site to wet ground.

Problems/Observations	Dust exceedences in the early afternoon due to dry / hot conditions
Health and Saftey Concerns:	none
Contractor Work Force:	Kulbacks - 1 supervisor 2 operators 1 laboroer
Contractor Equipment	Kulbacks - 2 excavators 2 dozers, 1 roller 1 skidster 1 dumptruck
Attachments : Daily report, Photo Log, Air Monitoring Report, Work Location Map	
Inspectors Name	Sydney Deck

960 Busti Ave.
Buffalo, New York 14213

Daily Field Report Continued

Date:	Tuesday, May 17, 2022		
Site Name:	Pilgrim Village - Senior Site #C915363		
Location:	1100 Michigan Ave Buffalo New York		
Work Performed Continued			
Imported Material		Loads:	Amount (Tons)
Fine stone fill		19	401.45
Exported Material	Destination	Loads:	Amount (Tons)
Total Material Hauled - Approx. (Tons) 0			

960 Busti Ave.
Buffalo, New York 14213

Photo Log

Date:	Tuesday, May 17, 2022
Site Name:	Pilgrim Village - Senior Site #C915363

Photo 1

Southwest facing - top soil and stone fill material compacted.

Photo 2

Top soil that has been hauled in and piled awaiting distribution and compaction. Facing southwest.

960 Busti Ave.
Buffalo, New York 14213

Community Air Monitoring Program Data

Date:	Tuesday, May 17, 2022
Site Name:	Pilgrim Village - Senior Site #C915363

Upwind Data		Downwind Data			Delta
Time	PM 10 - 15 min AVG (µg/m³)	Time	PM 10 - 15 min AVG (µg/m³)	VOC	PM 10 - 15m AVG (µg/m³)
5/17/22 8:10 AM	4.9				
5/17/22 8:20 AM	4	5/17/22 8:20 AM	2.7	0	-1.3
5/17/22 8:30 AM	3.2	5/17/22 8:30 AM	2.4	0	-0.8
5/17/22 8:40 AM	3.2	5/17/22 8:40 AM	2.5	0	-0.7
5/17/22 8:50 AM	2.7	5/17/22 8:50 AM	2.5	0	-0.2
5/17/22 9:00 AM	2.5	5/17/22 9:00 AM	3.8	0	1.3
5/17/22 9:10 AM	3.2	5/17/22 9:10 AM	3.2	0	0
5/17/22 9:20 AM	2.5	5/17/22 9:20 AM	6.3	0	3.8
5/17/22 9:30 AM	3.2	5/17/22 9:30 AM	12.6	0	9.4
5/17/22 9:40 AM	2.1	5/17/22 9:40 AM	10	0	7.9
5/17/22 9:50 AM	3.1	5/17/22 9:50 AM	14.7	0	11.6
5/17/22 10:00 AM	1.8	5/17/22 10:00 AM	23.9	0	22.1
5/17/22 10:10 AM	1.6	5/17/22 10:10 AM	21	0	19.4
5/17/22 10:20 AM	1.5	5/17/22 10:20 AM	21.4	0	19.9
5/17/22 10:30 AM	1.6	5/17/22 10:30 AM	21.9	0	20.3
5/17/22 10:40 AM	3.6	5/17/22 10:40 AM	47.9	0	44.3
5/17/22 10:50 AM	2.5	5/17/22 10:50 AM	16.7	0	14.2
5/17/22 11:00 AM	1.8	5/17/22 11:00 AM	37.1	0	35.3
5/17/22 11:10 AM	2.3	5/17/22 11:10 AM	24.7	0	22.4
5/17/22 11:20 AM	3.7	5/17/22 11:20 AM	92.7	0	89
5/17/22 11:30 AM	2.7	5/17/22 11:30 AM	123	0	120.3
5/17/22 11:40 AM	2.9	5/17/22 11:40 AM	32.6	0	29.7
5/17/22 11:50 AM	2.5	5/17/22 11:50 AM	25.6	0	23.1
5/17/22 12:00 PM	2.9	5/17/22 12:00 PM	21.5	0	18.6
5/17/22 12:10 PM	2	5/17/22 12:10 PM	22.9	0	20.9
5/17/22 12:20 PM	2.2	5/17/22 12:20 PM	11.5	0	9.3
5/17/22 12:30 PM	2.9	5/17/22 12:30 PM	7.1	0	4.2
5/17/22 12:40 PM	4.6	5/17/22 12:40 PM	5.1	0	0.5
5/17/22 12:50 PM	2.8	5/17/22 12:50 PM	6.7	0	3.9
5/17/22 1:00 PM	2.7	5/17/22 1:00 PM	9.7	0	7
5/17/22 1:10 PM	3	5/17/22 1:10 PM	9.1	0	6.1
5/17/22 1:20 PM	2.7	5/17/22 1:20 PM	5.3	0	2.6
5/17/22 1:30 PM	4.9	5/17/22 1:30 PM	7.7	0	2.8
5/17/22 1:40 PM	4.1	5/17/22 1:40 PM	10.3	0	6.2
5/17/22 1:50 PM	3	5/17/22 1:50 PM	10.8	0	7.8
5/17/22 2:00 PM	2.6	5/17/22 2:00 PM	10.2	0	7.6
5/17/22 2:10 PM	2.4	5/17/22 2:10 PM	9	0	6.6
5/17/22 2:20 PM	3.6	5/17/22 2:20 PM	9.8	0	6.2
5/17/22 2:30 PM	5.1	5/17/22 2:30 PM	8.3	0	3.2
5/17/22 2:40 PM	3.8	5/17/22 2:40 PM	5.8	0	2
5/17/22 2:50 PM	5.1	5/17/22 2:50 PM	2.3	0	-2.8
44698.625	3.6	44698.625	3.7	0	0.1
5/17/22 3:10 PM	3.7	5/17/22 3:10 PM	10.8	0	7.1
5/17/22 3:20 PM	4.6	5/17/22 3:20 PM	13.3	0	8.7

*****Particulate Threshold PM 10 15 minute average = 100µg/m³ above background***

960 Busti Ave.
Buffalo, New York 14213

Work Location Map

Date:	Tuesday, May 17, 2022
Site Name:	Pilgrim Village - Senior Site #C915363

Legend	
UW	Dust monitor location (Upwind)
DW	Dust monitor location (Downwind)
	Work Location

960 Busti Ave.
Buffalo, New York 14213

BRYDGES ENGINEERING
IN ENVIRONMENT AND ENERGY, DPC

Daily Field Report

Date:	Wednesday, May 18, 2022
Site Name:	Pilgrim Village - Senior Site #C915363
Location:	1100 Michigan Ave Buffalo New York
Contractor/Sub-Contractor:	Kulbacks
Weather Conditions:	Partially cloudy 50 °F SW 5 mph

Description of Work Performed:

Importing dirt and stone backfill. Distributing and compacting throughout site.

Dust exceedance at 9:30 AM due to dry conditions and truck traffic. Informed site supervisor of exceedance. He is working on getting a water truck to the site to wet ground.

Upwind dust monitor is having technical difficulties - Shut off midway through day, therefore there is no data between the hours of 11:20 and 3:20.

Problems/Observations	Dust exceedences in the early afternoon due to dry / hot conditions
Health and Saftey Concerns:	none
Contractor Work Force:	Kulbacks - 1 supervisor 2 operators 1 laboroer
Contractor Equipment	Kulbacks - 2 excavators 2 dozers, 1 roller 1 skidster 1 dumptruck

Attachments : Daily report, Photo Log, Air Monitoring Report, Work Location Map

Inspectors Name	Sydney Deck

960 Busti Ave.
Buffalo, New York 14213

Daily Field Report Continued

Date:	Wednesday, May 18, 2022		
Site Name:	Pilgrim Village - Senior Site #C915363		
Location:	1100 Michigan Ave Buffalo New York		
Work Performed Continued			
Imported Material		Loads:	Amount (Tons)
Stone fill		20	410.19
Exported Material	Destination	Loads:	Amount (Tons)
Total Material Hauled - Approx. (Tons) 0			

960 Busti Ave.
Buffalo, New York 14213

Photo Log

Date:	Wednesday, May 18, 2022
Site Name:	Pilgrim Village - Senior Site #C915363

Photo 1

Fill being compacted after distribution on Senior site. Facing southwest.

Photo 2

Facing southwest - stone fill being imported by red truck onto senior site for distribution.

960 Busti Ave.
Buffalo, New York 14213

Community Air Monitoring Program Data

Date:		Wednesday, May 18, 2022			
Site Name:		Pilgrim Village - Senior Site #C915363			
Upwind Data		Downwind Data			Delta
Time	PM 10 - 15 min AVG (µg/m³)	Time	PM 10 - 15 min AVG (µg/m³)	VOC	PM 10 - 15m AVG (µg/m³)
5/18/22 7:50 AM	26.7	5/18/22 7:50 AM	21.9	0	-4.8
5/18/22 8:00 AM	16	5/18/22 8:00 AM	18.9	0	2.9
5/18/22 8:10 AM	11.9	5/18/22 8:10 AM	7.9	0	-4
5/18/22 8:20 AM	10.3	5/18/22 8:20 AM	49.1	0	38.8
5/18/22 8:30 AM	10.2	5/18/22 8:30 AM	7.2	0	-3
5/18/22 8:40 AM	7.1	5/18/22 8:40 AM	5.4	0	-1.7
5/18/22 8:50 AM	8.1	5/18/22 8:50 AM	6.7	0	-1.4
5/18/22 9:00 AM	8.6	5/18/22 9:00 AM	5	0	-3.6
5/18/22 9:10 AM	19.7	5/18/22 9:10 AM	3.4	0	-16.3
5/18/22 9:20 AM	7.8	5/18/22 9:20 AM	94.4	0	86.6
5/18/22 9:30 AM	27.8	5/18/22 9:30 AM	221.4	0	193.6
5/18/22 9:40 AM	10.7	5/18/22 9:40 AM	11.2	0	0.5
5/18/22 9:50 AM	7.3	5/18/22 9:50 AM	17.4	0	10.1
5/18/22 10:00 AM	8.3	5/18/22 10:00 AM	10.1	0	1.8
5/18/22 10:10 AM	5.6	5/18/22 10:10 AM	9.5	0	3.9
5/18/22 10:20 AM	4.8	5/18/22 10:20 AM	6.7	0	1.9
5/18/22 10:30 AM	4.1	5/18/22 10:30 AM	9	0	4.9
5/18/22 10:40 AM	5.9	5/18/22 10:40 AM	9.8	0	3.9
5/18/22 10:50 AM	6.4	5/18/22 10:50 AM	6.3	0	-0.1
5/18/22 11:00 AM	5.1	5/18/22 11:00 AM	4.3	0	-0.8
5/18/22 11:10 AM	4.6	5/18/22 11:10 AM	4.8	0	0.2
		5/18/22 11:20 AM	4.7	0	4.7
		5/18/22 11:30 AM	4.3	0	4.3
		5/18/22 11:40 AM	9.3	0	9.3
		5/18/22 11:50 AM	77.6	0	77.6
		5/18/22 12:00 PM	38.8	0	38.8
		5/18/22 12:10 PM	10	0	10
		5/18/22 12:20 PM	4.9	0	4.9
		5/18/22 12:30 PM	12.7	0	12.7
		5/18/22 12:40 PM	12.5	0	12.5
		5/18/22 12:50 PM	48.7	0	48.7
		5/18/22 1:00 PM	73.7	0	73.7
		5/18/22 1:10 PM	98.2	0	98.2
		5/18/22 1:20 PM	3.4	0	3.4
		5/18/22 1:30 PM	6.9	0	6.9
		5/18/22 1:40 PM	4.2	0	4.2
		5/18/22 1:50 PM	22.7	0	22.7
		5/18/22 2:00 PM	3.4	0	3.4
		5/18/22 2:10 PM	2.3	0	2.3
		5/18/22 2:20 PM	2.9	0	2.9
		5/18/22 2:30 PM	3.4	0	3.4
		5/18/22 2:40 PM	2.8	0	2.8
		5/18/22 2:50 PM	5.4	0	5.4
		5/18/22 3:00 PM	5.7	0	5.7
		5/18/22 3:10 PM	3.3	0	3.3
		5/18/22 3:20 PM	4.3	0	4.3

*****Particulate Threshold PM 10 15 minute average = 100µg/m³ above background***

960 Busti Ave.
Buffalo, New York 14213

Work Location Map

Date:	Wednesday, May 18, 2022
Site Name:	Pilgrim Village - Senior Site #C915363

Legend	
UW	Dust monitor location (Upwind)
DW	Dust monitor location (Downwind)
	Work Location

960 Busti Ave.
Buffalo, New York 14213

BRYDGES ENGINEERING
IN ENVIRONMENT AND ENERGY, DPC

Daily Field Report

Date:	Thursday, May 19, 2022
Site Name:	Pilgrim Village - Senior Site #C915363
Location:	1100 Michigan Ave Buffalo New York
Contractor/Sub-Contractor:	Kulbacks
Weather Conditions:	Mist/Overcast 55 °F S 10 mph

Description of Work Performed:

Importing stone fill for distribution and compaction throughout site.

Upwind dust monitor is having technical difficulties - Shut off midway through day, therefore there is no data available.

Problems/Observations	Dust monitors are currently being repaired.
Health and Saftey Concerns:	none
Contractor Work Force:	Kulbacks - 1 supervisor 2 operators 1 laboroer
Contractor Equipment	Kulbacks - 2 excavators 2 dozers, 1 roller 1 skidster 1 dumptruck

Attachments : Daily report, Photo Log, Air Monitoring Report, Work Location Map

Inspectors Name	Sydney Deck

960 Busti Ave.
Buffalo, New York 14213

Daily Field Report Continued

Date:	Thursday, May 19, 2022		
Site Name:	Pilgrim Village - Senior Site #C915363		
Location:	1100 Michigan Ave Buffalo New York		
Work Performed Continued			
Imported Material		Loads:	Amount (Tons)
Stone fill		20	424
Exported Material	Destination	Loads:	Amount (Tons)
Total Material Hauled - Approx. (Tons) 0			

960 Busti Ave.
Buffalo, New York 14213

Photo Log

Date:	Thursday, May 19, 2022
Site Name:	Pilgrim Village - Senior Site #C915363

Photo 1

Stone fill piles shown in center of site. Being evenly distributed then compacted. Facing Northwest.

Photo 2

Stone fill properly distributed ad compacted in the morning before layering with new fill throughout day. Facing South-Southwest.

BRYDGES ENGINEERING
IN ENVIRONMENT AND ENERGY, DPC

960 Busti Ave.
Buffalo, New York 14213

Community Air Monitoring Program Data

Date:		Thursday, May 19, 2022			
Site Name:		Pilgrim Village - Senior Site #C915363			
Upwind Data		Downwind Data			Delta
Time	PM 10 - 15 min AVG (µg/m³)	Time	PM 10 - 15 min AVG (µg/m³)	VOC	PM 10 - 15m AVG (µg/m³)
		5/19/22 8:40 AM	0.3	0	0.3
		5/19/22 8:50 AM	0.9	0	0.9
		5/19/22 9:00 AM	8.9	0	8.9
		5/19/22 9:10 AM	15.9	0	15.9
		5/19/22 9:20 AM	10.6	0	10.6
		5/19/22 9:30 AM	5.5	0	5.5
		5/19/22 9:40 AM	5.3	0	5.3
		5/19/22 9:50 AM	21.4	0	21.4
		5/19/22 10:00 AM	77.4	0	77.4
		5/19/22 10:10 AM	66.2	0	66.2
		5/19/22 10:20 AM	11.3	0	11.3
		5/19/22 10:30 AM	2	0	2
		5/19/22 10:40 AM	2.4	0	2.4
		5/19/22 10:50 AM	3.5	0	3.5
		5/19/22 11:00 AM	3.9	0	3.9
		5/19/22 11:10 AM	3.6	0	3.6
		5/19/22 11:20 AM	2.9	0	2.9
		5/19/22 11:30 AM	2.7	0	2.7
		5/19/22 11:40 AM	3.2	0	3.2
		5/19/22 11:50 AM	3.5	0	3.5
		5/19/22 12:00 PM	2.9	0	2.9
		5/19/22 12:10 PM	2.3	0	2.3
		5/19/22 12:20 PM	1.9	0	1.9
		5/19/22 12:30 PM	3	0	3
		5/19/22 12:40 PM	4.6	0	4.6
		5/19/22 12:50 PM	7.2	0	7.2
		5/19/22 1:00 PM	12.7	0	12.7
		5/19/22 1:10 PM	11	0	11
		5/19/22 1:20 PM	8.6	0	8.6
		5/19/22 1:30 PM	6.7	0	6.7
		5/19/22 1:40 PM	6	0	6
		5/19/22 1:50 PM	4.6	0	4.6
		5/19/22 2:00 PM	4.3	0	4.3
		5/19/22 2:10 PM	4.4	0	4.4
		5/19/22 2:20 PM	5.2	0	5.2
		5/19/22 2:30 PM	5.7	0	5.7
		5/19/22 2:40 PM	6.6	0	6.6
		5/19/22 2:50 PM	8.3	0	8.3
		5/19/22 3:00 PM	9.6	0	9.6
					0
					0
					0
					0
					0
					0
					0

*****Particulate Threshold PM 10 15 minute average = 100µg/m³ above background***

960 Busti Ave.
Buffalo, New York 14213

Work Location Map

Date:	Thursday, May 19, 2022
Site Name:	Pilgrim Village - Senior Site #C915363

Legend	
UW	Dust monitor location (Upwind)
DW	Dust monitor location (Downwind)
	Work Location

960 Busti Ave.
Buffalo, New York 14213

BRYDGES ENGINEERING
IN ENVIRONMENT AND ENERGY, DPC

Daily Field Report

Date:	Friday, May 20, 2022
Site Name:	Pilgrim Village - Senior Site #C915363
Location:	1100 Michigan Ave Buffalo New York
Contractor/Sub-Contractor:	Kulbacks
Weather Conditions:	Overcast 66 °F S 9 mph

Description of Work Performed:

Importing stone fill for distribution and compaction throughout site.

No dust exceedances noted. - monitors set up and running throughout day.

Problems/Observations	none
Health and Saftey Concerns:	none
Contractor Work Force:	Kulbacks - 1 supervisor 2 operators 1 laboroer
Contractor Equipment	Kulbacks - 2 excavators 2 dozers, 1 roller 1 skidster 1 dumptruck

Attachments : Daily report, Photo Log, Air Monitoring Report, Work Location Map

Inspectors Name	Sydney Deck

960 Busti Ave.
Buffalo, New York 14213

Daily Field Report Continued

Date:	Friday, May 20, 2022		
Site Name:	Pilgrim Village - Senior Site #C915363		
Location:	1100 Michigan Ave Buffalo New York		
Work Performed Continued			
Imported Material		Loads:	Amount (Tons)
Stone fill		10	240.42
Exported Material	Destination	Loads:	Amount (Tons)
Total Material Hauled - Approx. (Tons) 0			

960 Busti Ave.
Buffalo, New York 14213

Photo Log

Date:	Friday, May 20, 2022
Site Name:	Pilgrim Village - Senior Site #C915363

Photo 1

Concrete debris piled in preparation for exportation. Site fill is evenly distributed then compacted. Facing Northwest.

Photo 2

East wall of site where concrete debris was extracted from. West side of site is being further excavated to reach property line.

960 Busti Ave.
Buffalo, New York 14213

Community Air Monitoring Program Data

Date:		Friday, May 20, 2022			
Site Name:		Pilgrim Village - Senior Site #C915363			
Upwind Data		Downwind Data			Delta
Time	PM 10 - 15 min AVG (µg/m³)	Time	PM 10 - 15 min AVG (µg/m³)	VOC	PM 10 - 15m AVG (µg/m³)
		5/20/22 8:40 AM	9.7	0	9.7
		5/20/22 8:50 AM	10.5	0	10.5
5/20/22 9:00 AM	7.1	5/20/22 9:00 AM	10.3	0	3.2
5/20/22 9:10 AM	7.2	5/20/22 9:10 AM	9.9	0	2.7
5/20/22 9:20 AM	6.7	5/20/22 9:20 AM	18.5	0	11.8
5/20/22 9:30 AM	7.2	5/20/22 9:30 AM	20	0	12.8
5/20/22 9:40 AM	8.5	5/20/22 9:40 AM	12.9	0	4.4
5/20/22 9:50 AM	6.9	5/20/22 9:50 AM	12.2	0	5.3
5/20/22 10:00 AM	7.2	5/20/22 10:00 AM	29.9	0	22.7
5/20/22 10:10 AM	7.7	5/20/22 10:10 AM	36.1	0	28.4
5/20/22 10:20 AM	6.8	5/20/22 10:20 AM	18.3	0	11.5
5/20/22 10:30 AM	6	5/20/22 10:30 AM	11.1	0	5.1
5/20/22 10:40 AM	5.8	5/20/22 10:40 AM	9.1	0	3.3
5/20/22 10:50 AM	6.1	5/20/22 10:50 AM	8.2	0	2.1
5/20/22 11:00 AM	6	5/20/22 11:00 AM	8.3	0	2.3
5/20/22 11:10 AM	7	5/20/22 11:10 AM	10.5	0	3.5
5/20/22 11:20 AM	7.8	5/20/22 11:20 AM	8.7	0	0.9
5/20/22 11:30 AM	7.8	5/20/22 11:30 AM	8.3	0	0.5
5/20/22 11:40 AM	6.6	5/20/22 11:40 AM	7	0	0.4
5/20/22 11:50 AM	6.5	5/20/22 11:50 AM	6.9	0	0.4
5/20/22 12:00 PM	6.2	5/20/22 12:00 PM	5.5	0	-0.7
5/20/22 12:10 PM	7.6	5/20/22 12:10 PM	5.9	0	-1.7
5/20/22 12:20 PM	7.2	5/20/22 12:20 PM	8	0	0.8
5/20/22 12:30 PM	5.9	5/20/22 12:30 PM	16.5	0	10.6
5/20/22 12:40 PM	5	5/20/22 12:40 PM	28.5	0	23.5
5/20/22 12:50 PM	5.7	5/20/22 12:50 PM	13.1	0	7.4
5/20/22 1:00 PM	6.3	5/20/22 1:00 PM	10.5	0	4.2
5/20/22 1:10 PM	7.4	5/20/22 1:10 PM	11.4	0	4
5/20/22 1:20 PM	6.6	5/20/22 1:20 PM	39.6	0	33
5/20/22 1:30 PM	9.1	5/20/22 1:30 PM	35.1	0	26
5/20/22 1:40 PM	8.3	5/20/22 1:40 PM	8.4	0	0.1
5/20/22 1:50 PM	15.1	5/20/22 1:50 PM	8.5	0	-6.6
5/20/22 2:00 PM	16.5	5/20/22 2:00 PM	8.2	0	-8.3
5/20/22 2:10 PM	8.5	5/20/22 2:10 PM	19.1	0	10.6
5/20/22 2:20 PM	5.6	5/20/22 2:20 PM	26.6	0	21
5/20/22 2:30 PM	5.9	5/20/22 2:30 PM	19.9	0	14
5/20/22 2:40 PM	6.8	5/20/22 2:40 PM	20	0	13.2
5/20/22 2:50 PM	4.8	5/20/22 2:50 PM	25.1	0	20.3
5/20/22 3:00 PM	4.2	5/20/22 3:00 PM	22.4	0	18.2
5/20/22 3:10 PM	6.1	5/20/22 3:10 PM	31.6		25.5

*****Particulate Threshold PM 10 15 minute average = 100µg/m³ above background***

960 Busti Ave.
Buffalo, New York 14213

Work Location Map

Date:	Friday, May 20, 2022
Site Name:	Pilgrim Village - Senior Site #C915363

Legend	
UW	Dust monitor location (Upwind)
DW	Dust monitor location (Downwind)
	Work Location

960 Busti Ave.
Buffalo, New York 14213

BRYDGES ENGINEERING
IN ENVIRONMENT AND ENERGY, DPC

Daily Field Report

Date:	Monday, May 23, 2022
Site Name:	Pillgrim Village - Senior Site #C915363
Location:	1100 Michigan Ave Buffalo NY
Contractor/Sub-Contractor:	Kulbacks
Weather Conditions:	Partially cloudy 63 °F NW 5 mph

Description of Work Performed:

Exported demolished concrete debris from site. Concrete was located along eastern wall.

Imported, distributed and compacted backfill as it was brought on to site.

Dust monitors were running and detected no indication of exceedance.

Problems/Observations	none
Health and Saftey Concerns:	none
Contractor Work Force:	Kulbacks - 1 supervisor 2 operators 1 laboroer Niagara P&M - 1 supervisor, 1 engineer, 3 laborers
Contractor Equipment	Kulbacks - 2 excavators 2 dozers, 1 roller 1 skidster

Attachments : Daily report, Photo Log, Air Monitoring Report, Work Location Map

Inspectors Name	Sydney Deck

960 Busti Ave.
Buffalo, New York 14213

Daily Field Report Continued

Date:	Monday, May 23, 2022		
Site Name:	Pillgrim Village - Senior Site #C915363		
Location:	1100 Michigan Ave Buffalo NY		
Work Performed Continued			
Imported Material		Loads:	Amount (Tons)
Exported Material	Destination	Loads:	Amount (Tons)
Total Material Hauled - Approx. (Tons) 0			

960 Busti Ave.
Buffalo, New York 14213

Photo Log

Date:	Monday, May 23, 2022
Site Name:	Pillgrim Village - Senior Site #C915363

Photo 1

Facing westwards - Backfill expands from south edge of site up to the north edge. 'A' row in grid has not been excavated yet.

Photo 2

North facing- West edge of site, specifically the 'A' row of the sampling grid has not been excavated for remediation yet.

960 Busti Ave.
Buffalo, New York 14213

Community Air Monitoring Program Data

Date:	Monday, May 23, 2022
Site Name:	Pillgrim Village - Senior Site #C915363

Upwind Data		Downwind Data			Delta
Time	PM 10 - 15 min AVG (µg/m³)	Time	PM 10 - 15 min AVG (µg/m³)	VOC	PM 10 - 15m AVG (µg/m³)
5/23/22 7:30 AM	4.1			0	-4.1
5/23/22 7:40 AM	6.3	5/23/22 7:40 AM	3.1	0	-3.2
5/23/22 7:50 AM	5.3	5/23/22 7:50 AM	3.7	0	-1.6
5/23/22 8:00 AM	2.5	5/23/22 8:00 AM	9.5	0	7
5/23/22 8:10 AM	3.5	5/23/22 8:10 AM	11	0	7.5
5/23/22 8:20 AM	4	5/23/22 8:20 AM	5.1	0	1.1
5/23/22 8:30 AM	3.7	5/23/22 8:30 AM	3	0	-0.7
5/23/22 8:40 AM	3.8	5/23/22 8:40 AM	4.6	0	0.8
5/23/22 8:50 AM	6.1	5/23/22 8:50 AM	7.1	0	1
5/23/22 9:00 AM	5	5/23/22 9:00 AM	6.5	0	1.5
5/23/22 9:10 AM	4	5/23/22 9:10 AM	4.1	0	0.1
5/23/22 9:20 AM	3.5	5/23/22 9:20 AM	2.6	0	-0.9
5/23/22 9:30 AM	3.2	5/23/22 9:30 AM	2.4	0	-0.8
5/23/22 9:40 AM	2.8	5/23/22 9:40 AM	2.3	0	-0.5
5/23/22 9:50 AM	4.7	5/23/22 9:50 AM	5.4	0	0.7
5/23/22 10:00 AM	4.2	5/23/22 10:00 AM	7.4	0	3.2
5/23/22 10:10 AM	2.9	5/23/22 10:10 AM	6	0	3.1
5/23/22 10:20 AM	2.7	5/23/22 10:20 AM	7.2	0	4.5
5/23/22 10:30 AM	2.8	5/23/22 10:30 AM	27.4	0	24.6
5/23/22 10:40 AM	4.5	5/23/22 10:40 AM	31.4	0	26.9
5/23/22 10:50 AM	2.3	5/23/22 10:50 AM	11.8	0	9.5
5/23/22 11:00 AM	2.5	5/23/22 11:00 AM	1.8	0	-0.7
5/23/22 11:10 AM	4.1	5/23/22 11:10 AM	3.3	0	-0.8
5/23/22 11:20 AM	3.9	5/23/22 11:20 AM	2.7	0	-1.2
5/23/22 11:30 AM	4.1	5/23/22 11:30 AM	2.7	0	-1.4
5/23/22 11:40 AM	7.9	5/23/22 11:40 AM	10.4	0	2.5
5/23/22 11:50 AM	13.1	5/23/22 11:50 AM	8.3	0	-4.8
5/23/22 12:00 PM	15.5	5/23/22 12:00 PM	5	0	-10.5
5/23/22 12:10 PM	31.2	5/23/22 12:10 PM	3.7	0	-27.5
5/23/22 12:20 PM	19.4	5/23/22 12:20 PM	3.9	0	-15.5
5/23/22 12:30 PM	17.4	5/23/22 12:30 PM	3.6	0	-13.8
5/23/22 12:40 PM	23.6	5/23/22 12:40 PM	3.6	0	-20
5/23/22 12:50 PM	21.6	5/23/22 12:50 PM	2.8	0	-18.8
5/23/22 1:00 PM	21.9	5/23/22 1:00 PM	3.3	0	-18.6
5/23/22 1:10 PM	16	5/23/22 1:10 PM	3.2	0	-12.8
5/23/22 1:20 PM	35.6	5/23/22 1:20 PM	3.7	0	-31.9
5/23/22 1:30 PM	15.9	5/23/22 1:30 PM	3.4	0	-12.5
5/23/22 1:40 PM	23.3	5/23/22 1:40 PM	3.1	0	-20.2
5/23/22 1:50 PM	14.2	5/23/22 1:50 PM	4.4	0	-9.8
5/23/22 2:00 PM	10.8	5/23/22 2:00 PM	4.8	0	-6
5/23/22 2:10 PM	15.6	5/23/22 2:10 PM	3.5	0	-12.1
5/23/22 2:20 PM	8.7	5/23/22 2:20 PM	2.8	0	-5.9
5/23/22 2:30 PM	6.1	5/23/22 2:30 PM	2.9	0	-3.2
5/23/22 2:40 PM	11.3	5/23/22 2:40 PM	2.7	0	-8.6
5/23/22 2:50 PM	15.6	5/23/22 2:50 PM	2.5	0	-13.1
5/23/22 3:00 PM	19.9	5/23/22 3:00 PM	2.8	0	-17.1
5/23/22 3:10 PM	4.6	5/23/22 3:10 PM	3.2	0	-1.4
5/23/22 3:20 PM	17.8	5/23/22 3:20 PM	3.8	0	-14
5/23/22 3:30 PM	27.2				

*****Particulate Threshold PM 10 15minute average = 100µg/m³ above background***

960 Busti Ave.
Buffalo, New York 14213

Work Location Map

Date:	Monday, May 23, 2022
Site Name:	Pillgrim Village - Senior Site #C915363

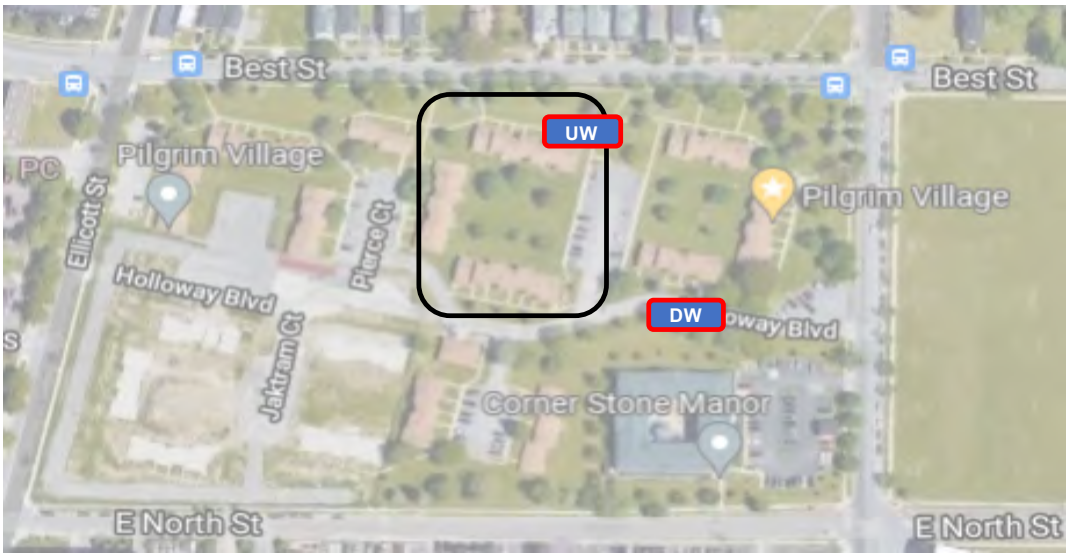

Legend	
UW	Dust monitor location (Upwind)
DW	Dust monitor location (Downwind)
	Work Location

960 Busti Ave.
Buffalo, New York 14213

BRYDGES ENGINEERING
IN ENVIRONMENT AND ENERGY, DPC

Daily Field Report

Date:	Tuesday, May 24, 2022
Site Name:	Pillgrim Village - Senior Site #C915363
Location:	1100 Michigan Ave Buffalo NY
Contractor/Sub-Contractor:	Kulbacks
Weather Conditions:	Sunny 54 °F NW 7 mph

Description of Work Performed:

Removing concrete from west edge and hauling out. Backfill is being imported, distributed and compacted near the North edge of the site.

East edge of the site is being excavated and piled, awaiting removal.

Due to proximity of truck route to downwind monitor, high exceedances were recordered throughout the day.

Problems/Observations	Extreme dry conditions and high traffic caused dust exceedances throughout the day regardless of watering down the dirt road.
Health and Saftey Concerns:	none
Contractor Work Force:	Kulbacks - 1 supervisor 2 operators 1 laboroer Niagara P&M - 1 supervisor, 1 engineer, 3 laborers
Contractor Equipment	Kulbacks - 2 excavators 2 dozers, 1 roller 1 skidster

Attachments : Daily report, Photo Log, Air Monitoring Report, Work Location Map

Inspectors Name	Sydney Deck

960 Busti Ave.
Buffalo, New York 14213

Daily Field Report Continued

Date:	Tuesday, May 24, 2022
Site Name:	Pillgrim Village - Senior Site #C915363
Location:	1100 Michigan Ave Buffalo NY

Work Performed Continued

Dust monitors were running and detected multiple exceedances throughout the day. Issue was addressed by infomring site supervisor as well as truck drivers to slow down when driving on site to limit dust pick up. Any driver who ignored this notion was taken off the job for time being. Supervisor also used water container to attempt wetting down the truck path. Full water truck will be on site in the future per Kulbucks supervisor.

Imported Material		Loads:	Amount (Tons)
Stone Fill		43	917.06
Exported Material	Destination	Loads:	Amount (Tons)
Concrete	Swift River Assoc, Inc	8	160
Total Material Hauled - Approx. (Tons)			160

960 Busti Ave.
Buffalo, New York 14213

Photo Log

Date:	Tuesday, May 24, 2022
Site Name:	Pillgrim Village - Senior Site #C915363

Photo 1

Watered down road to help with dust control and prevention. West facing - located at the southwest corner of site.

Photo 2

Southwest facing - West edge of site where concrete was removed in order to proceed with the excavation of the west edge.

960 Busti Ave.
Buffalo, New York 14213

Community Air Monitoring Program Data

Date:	Tuesday, May 24, 2022
Site Name:	Pillgrim Village - Senior Site #C915363

Upwind Data		Downwind Data			Delta
Time	PM 10 - 15 min AVG (µg/m³)	Time	PM 10 - 15 min AVG (µg/m³)	VOC	PM 10 - 15m AVG (µg/m³)
5/24/22 8:00 AM	5.7	5/24/22 8:00 AM	99.5	0	93.8
5/24/22 8:10 AM	5.6	5/24/22 8:10 AM	111.4	0	105.8
5/24/22 8:20 AM	4.4	5/24/22 8:20 AM	37.4	0	33
5/24/22 8:30 AM	4.6	5/24/22 8:30 AM	18.2	0	13.6
5/24/22 8:40 AM	4.9	5/24/22 8:40 AM	72	0	67.1
5/24/22 8:50 AM	5.5	5/24/22 8:50 AM	357.1	0	351.6
5/24/22 9:00 AM	6.5	5/24/22 9:00 AM	305.4	0	298.9
5/24/22 9:10 AM	9.6	5/24/22 9:10 AM	72.2	0	62.6
5/24/22 9:20 AM	5.3	5/24/22 9:20 AM	120.5	0	115.2
5/24/22 9:30 AM	5.1	5/24/22 9:30 AM	24.1	0	19
5/24/22 9:40 AM	7.3	5/24/22 9:40 AM	52.3	0	45
5/24/22 9:50 AM	6.8	5/24/22 9:50 AM	100.1	0	93.3
5/24/22 10:00 AM	5.5	5/24/22 10:00 AM	73.2	0	67.7
5/24/22 10:10 AM	4.7	5/24/22 10:10 AM	11.8	0	7.1
5/24/22 10:20 AM	5.8	5/24/22 10:20 AM	93.9	0	88.1
5/24/22 10:30 AM	5.1	5/24/22 10:30 AM	395.6	0	390.5
5/24/22 10:40 AM	6.2	5/24/22 10:40 AM	347	0	340.8
5/24/22 10:50 AM	5.4	5/24/22 10:50 AM	195.8	0	190.4
5/24/22 11:00 AM	3	5/24/22 11:00 AM	18.2	0	15.2
5/24/22 11:10 AM	3.8	5/24/22 11:10 AM	9.4	0	5.6
5/24/22 11:20 AM	5.6	5/24/22 11:20 AM	62.3	0	56.7
5/24/22 11:30 AM	4.5	5/24/22 11:30 AM	443.1	0	438.6
5/24/22 11:40 AM	4.3	5/24/22 11:40 AM	109.6	0	105.3
5/24/22 11:50 AM	12	5/24/22 11:50 AM	93.3	0	81.3
5/24/22 12:00 PM	19.2	5/24/22 12:00 PM	30.5	0	11.3
5/24/22 12:10 PM	11.8	5/24/22 12:10 PM	318.2	0	306.4
5/24/22 12:20 PM	12.4	5/24/22 12:20 PM	19.9	0	7.5
5/24/22 12:30 PM	17.4	5/24/22 12:30 PM	60.8	0	43.4
5/24/22 12:40 PM	18.5	5/24/22 12:40 PM	43.3	0	24.8
5/24/22 12:50 PM	10	5/24/22 12:50 PM	67.2	0	57.2
5/24/22 1:00 PM	6.7	5/24/22 1:00 PM	79.9	0	73.2
5/24/22 1:10 PM	4.1	5/24/22 1:10 PM	99.4	0	95.3
5/24/22 1:20 PM	4.1	5/24/22 1:20 PM	93.4	0	89.3
5/24/22 1:30 PM	4.3	5/24/22 1:30 PM	126.6	0	122.3
5/24/22 1:40 PM	4.4	5/24/22 1:40 PM	46.9	0	42.5
5/24/22 1:50 PM	6.6	5/24/22 1:50 PM	27.8	0	21.2
5/24/22 2:00 PM	26	5/24/22 2:00 PM	10.3	0	-15.7
5/24/22 2:10 PM	19.1	5/24/22 2:10 PM	188.9	0	169.8
5/24/22 2:20 PM	10.7	5/24/22 2:20 PM	178.3	0	167.6
5/24/22 2:30 PM	6.5	5/24/22 2:30 PM	74.6	0	68.1
5/24/22 2:40 PM	3.7	5/24/22 2:40 PM	28.4	0	24.7
5/24/22 2:50 PM	5.5	5/24/22 2:50 PM	59.5	0	54
5/24/22 3:00 PM	28.6	5/24/22 3:00 PM	72.4	0	43.8
5/24/22 3:10 PM	21.5	5/24/22 3:10 PM	214.7	0	193.2
5/24/22 3:20 PM	35.1	5/24/22 3:20 PM	192.7	0	157.6

*****Particulate Threshold PM 10 15minute average = 100µg/m³ above background***

960 Busti Ave.
Buffalo, New York 14213

Work Location Map

Date:	Tuesday, May 24, 2022
Site Name:	Pillgrim Village - Senior Site #C915363

Legend	
UW	Dust monitor location (Upwind)
DW	Dust monitor location (Downwind)
	Work Location

960 Busti Ave.
Buffalo, New York 14213

Daily Field Report

Date:	Wednesday, May 25, 2022
Site Name:	Pillgrim Village - Senior Site #C915363
Location:	1100 Michigan Ave Buffalo NY
Contractor/Sub-Contractor:	Kulbacks
Weather Conditions:	Partially Cloudy 63 °F SE 10 mph

Description of Work Performed:

Exporting containiminated soil off site to the Tonowanda Landfill. 7 trucks are currently running between Senior and Landfill.

Sections D4 and E4 are being excavated to remove remaining containiminants and allow for resampling of soil to confirm full remedation is complete.

Dust monitors were running throughout the day, no exceedances were recorded.

Problems/Observations	Extreme dry conditions and high traffic caused dust exceedances throughout the day regardless of watering down the dirt road.
Health and Saftey Concerns:	none
Contractor Work Force:	Kulbacks - 1 supervisor 2 operators 1 laboroer Niagara P&M - 1 supervisor, 1 engineer, 3 laborers
Contractor Equipment	Kulbacks - 2 excavators 2 dozers, 1 roller 1 skidster

Attachments : Daily report, Photo Log, Air Monitoring Report, Work Location Map

Inspectors Name	Sydney Deck

960 Busti Ave.
Buffalo, New York 14213

Daily Field Report Continued

Date:	Wednesday, May 25, 2022		
Site Name:	Pillgrim Village - Senior Site #C915363		
Location:	1100 Michigan Ave Buffalo NY		
Work Performed Continued			
Due to location of Upwind dust monitor to entrance road, high dust particle numbers were recorded. However, the downwind monitor did not have any high exceedances, therefore indicating that the dust is not leaving the site perimeter.			
Imported Material		Loads:	Amount (Tons)
Exported Material	Destination	Loads:	Amount (Tons)
Containiminated soil	Tonowanda landfill	42	840
Total Material Hauled - Approx. (Tons)			840

960 Busti Ave.
Buffalo, New York 14213

Photo Log

Date:	Wednesday, May 25, 2022
Site Name:	Pillgrim Village - Senior Site #C915363

Photo 1

Watered down road to help with dust control and prevention. West facing - located at the southeast corner of site.

Photo 2

Area D4 is currently filled with water and remaining contaiminated soil. Needs to be drained and fully excavated before taking a soil sample for testing. Facing Westwards.

960 Busti Ave.
Buffalo, New York 14213

Community Air Monitoring Program Data

Date:	Wednesday, May 25, 2022				
Site Name:	Pillgrim Village - Senior Site #C915363				
Upwind Data		Downwind Data			Delta
Time	PM 10 - 15 min AVG (µg/m³)	Time	PM 10 - 15 min AVG (µg/m³)	VOC	PM 10 - 15m AVG (µg/m³)
5/25/22 8:40 AM	26.6	5/25/22 8:40 AM	10	0	-16.6
5/25/22 8:50 AM	30	5/25/22 8:50 AM	9.5	0	-20.5
5/25/22 9:00 AM	66	5/25/22 9:00 AM	10.6	0	-55.4
5/25/22 9:10 AM	85.9	5/25/22 9:10 AM	15	0	-70.9
5/25/22 9:20 AM	24.1	5/25/22 9:20 AM	20.1	0	-4
5/25/22 9:30 AM	33.7	5/25/22 9:30 AM	17	0	-16.7
5/25/22 9:40 AM	73.4	5/25/22 9:40 AM	15.7	0	-57.7
5/25/22 9:50 AM	37.1	5/25/22 9:50 AM	24.1	0	-13
5/25/22 10:00 AM	16.5	5/25/22 10:00 AM	26.4	0	9.9
5/25/22 10:10 AM	69.3	5/25/22 10:10 AM	24.6	0	-44.7
5/25/22 10:20 AM	285.4	5/25/22 10:20 AM	30.5	0	-254.9
5/25/22 10:30 AM	278.5	5/25/22 10:30 AM	17	0	-261.5
5/25/22 10:40 AM	30.8	5/25/22 10:40 AM	16.2	0	-14.6
5/25/22 10:50 AM	8.1	5/25/22 10:50 AM	14.1	0	6
5/25/22 11:00 AM	24.3	5/25/22 11:00 AM	15.8	0	-8.5
5/25/22 11:10 AM	36.3	5/25/22 11:10 AM	14.1	0	-22.2
5/25/22 11:20 AM	17.3	5/25/22 11:20 AM	7.9	0	-9.4
5/25/22 11:30 AM	47.5	5/25/22 11:30 AM	26.6	0	-20.9
5/25/22 11:40 AM	42.6	5/25/22 11:40 AM	37.5	0	-5.1
5/25/22 11:50 AM	69.3	5/25/22 11:50 AM	26.7	0	-42.6
5/25/22 12:00 PM	76.7	5/25/22 12:00 PM	39.9	0	-36.8
5/25/22 12:10 PM	91.9	5/25/22 12:10 PM	22.1	0	-69.8
5/25/22 12:20 PM	204.6	5/25/22 12:20 PM	30.7	0	-173.9
5/25/22 12:30 PM	263.3	5/25/22 12:30 PM	46.4	0	-216.9
5/25/22 12:40 PM	61.4	5/25/22 12:40 PM	18.4	0	-43
5/25/22 12:50 PM	53	5/25/22 12:50 PM	36.5	0	-16.5
5/25/22 1:00 PM	28.3	5/25/22 1:00 PM	57.4	0	29.1
5/25/22 1:10 PM	22.1	5/25/22 1:10 PM	61.3	0	39.2
5/25/22 1:20 PM	10.3	5/25/22 1:20 PM	53.3	0	43
5/25/22 1:30 PM	58.3	5/25/22 1:30 PM	27.7	0	-30.6
5/25/22 1:40 PM	56.7	5/25/22 1:40 PM	26.6	0	-30.1
5/25/22 1:50 PM	71.9	5/25/22 1:50 PM	32.8	0	-39.1
5/25/22 2:00 PM	8.3	5/25/22 2:00 PM	25.8	0	17.5
5/25/22 2:10 PM	17	5/25/22 2:10 PM	34.1	0	17.1
5/25/22 2:20 PM	41.4	5/25/22 2:20 PM	83.9	0	42.5
5/25/22 2:30 PM	6.8	5/25/22 2:30 PM	38.1	0	31.3
5/25/22 2:40 PM	28.1	5/25/22 2:40 PM	47.7	0	19.6
5/25/22 2:50 PM	61.8	5/25/22 2:50 PM	127.5	0	65.7
5/25/22 3:00 PM	51.2	5/25/22 3:00 PM	49.7	0	-1.5
5/25/22 3:10 PM	52.3	5/25/22 3:10 PM	21	0	-31.3

*****Particulate Threshold PM 10 15minute average = 100µg/m³ above background***

960 Busti Ave.
Buffalo, New York 14213

Work Location Map

Date:	Wednesday, May 25, 2022
Site Name:	Pillgrim Village - Senior Site #C915363

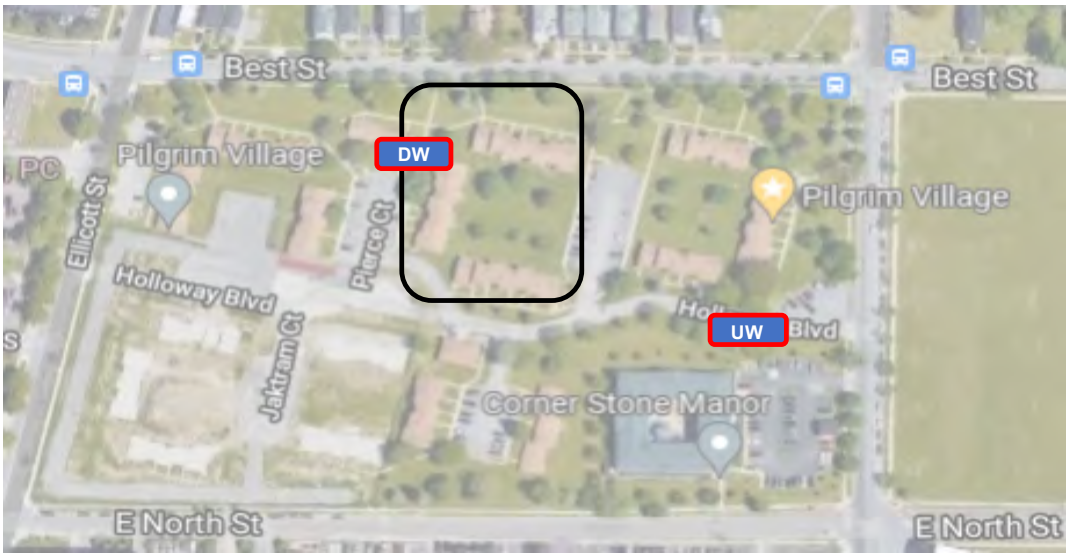

Legend	
UW	Dust monitor location (Upwind)
DW	Dust monitor location (Downwind)
	Work Location

960 Busti Ave.
Buffalo, New York 14213

Daily Field Report

Date:	Thursday, May 26, 2022
Site Name:	Pillgrim Village - Senior Site #C915363
Location:	1100 Michigan Ave Buffalo NY
Contractor/Sub-Contractor:	Kulbacks
Weather Conditions:	Partially Cloudy 68 °F S 13 mph

Description of Work Performed:

No remediation work being done on site for the day.

Dust monitors were running in the morning, technical issues resulted in monitors shutting down before the end of the work day. Currently being repaired.

Problems/Observations	Exceedances at 9:50AM and 10:30-10:40 PM. Site was watered down reducing the dust exceedance.
Health and Saftey Concerns:	none
Contractor Work Force:	Kulbacks - 1 supervisor 2 operators 1 laboroer Niagara P&M - 1 supervisor, 1 engineer, 3 laborers
Contractor Equipment	Kulbacks - 2 excavators 2 dozers, 1 roller 1 skidster

Attachments : Daily report, Photo Log, Air Monitoring Report, Work Location Map

Inspectors Name	Sydney Deck

960 Busti Ave.
Buffalo, New York 14213

Daily Field Report Continued

Date:	Thursday, May 26, 2022		
Site Name:	Pillgrim Village - Senior Site #C915363		
Location:	1100 Michigan Ave Buffalo NY		
Work Performed Continued			
Imported Material		Loads:	Amount (Tons)
Exported Material	Destination	Loads:	Amount (Tons)
Total Material Hauled - Approx. (Tons)			0

960 Busti Ave.
Buffalo, New York 14213

Photo Log

Date:	Thursday, May 26, 2022
Site Name:	Pillgrim Village - Senior Site #C915363

Photo 1

Facing southwest - grid area D4 and E4 excavated partially in preparation of remedial action and sampling.

Photo 2

Dust pick up from truck driving at too high of speed throughout site. Spoke with driver to slow down when entering and exiting site. Westward facing.

960 Busti Ave.
Buffalo, New York 14213

Community Air Monitoring Program Data

Date:		Thursday, May 26, 2022			
Site Name:		Pillgrim Village - Senior Site #C915363			
Upwind Data		Downwind Data			Delta
Time	PM 10 - 15 min AVG (µg/m³)	Time	PM 10 - 15 min AVG (µg/m³)	VOC	PM 10 - 15m AVG (µg/m³)
5/26/22 9:00 AM	11.5	5/26/22 9:00 AM	31.7	0	20.2
5/26/22 9:10 AM	15.2	5/26/22 9:10 AM	51.7	0	36.5
5/26/22 9:20 AM	12.7	5/26/22 9:20 AM	57.6	0	44.9
5/26/22 9:30 AM	64.2	5/26/22 9:30 AM	53.3	0	-10.9
5/26/22 9:40 AM	68.3	5/26/22 9:40 AM	109.8	0	41.5
5/26/22 9:50 AM	19	5/26/22 9:50 AM	212.9	0	193.9
5/26/22 10:00 AM	14.5	5/26/22 10:00 AM	96.2	0	81.7
5/26/22 10:10 AM	12.1	5/26/22 10:10 AM	91.8	0	79.7
5/26/22 10:20 AM	10.9	5/26/22 10:20 AM	29.4	0	18.5
5/26/22 10:30 AM	10.1	5/26/22 10:30 AM	136.4	0	126.3
5/26/22 10:40 AM	9.1	5/26/22 10:40 AM	125.1	0	116
5/26/22 10:50 AM	10	5/26/22 10:50 AM	38.8	0	28.8
5/26/22 11:00 AM	11.4	5/26/22 11:00 AM	101.6	0	90.2
5/26/22 11:10 AM	9.8	5/26/22 11:10 AM	81.7	0	71.9
5/26/22 11:20 AM	10				-10
5/26/22 11:30 AM	9.9				-9.9
5/26/22 11:40 AM	10.6				-10.6
5/26/22 11:50 AM	33.6				-33.6
5/26/22 12:00 PM	33.9				-33.9
5/26/22 12:10 PM	7.6				-7.6
5/26/22 12:20 PM	7.7				-7.7
5/26/22 12:30 PM	10.3				-10.3

*****Particulate Threshold PM 10 15minute average = 100µg/m³ above background***

960 Busti Ave.
Buffalo, New York 14213

Work Location Map

Date:	Thursday, May 26, 2022
Site Name:	Pillgrim Village - Senior Site #C915363

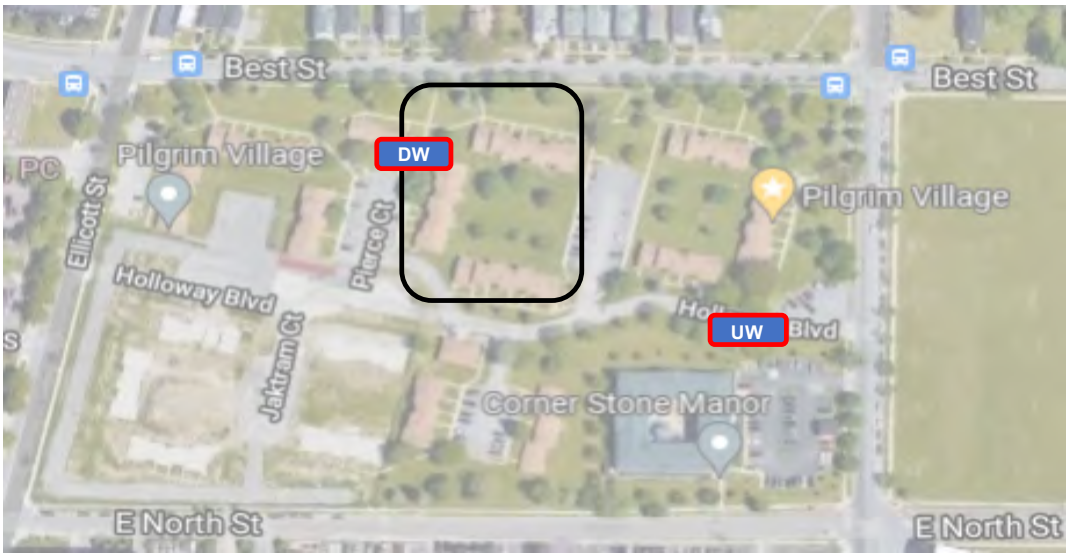

Legend	
UW	Dust monitor location (Upwind)
DW	Dust monitor location (Downwind)
	Work Location

960 Busti Ave.
Buffalo, New York 14213

Daily Field Report

Date:	Friday, May 27, 2022
Site Name:	Pillgrim Village - Senior Site #C915363
Location:	1100 Michigan Ave Buffalo NY
Contractor/Sub-Contractor:	Kulbacks
Weather Conditions:	Rain 62 °F SSE 11 mph

Description of Work Performed:

No remediation work being done.

Dust monitors were running in the morning, Kulback crew moved to different site due to extreme rain and inability to work on site from conditions.

Problems/Observations	Heavy rain resulted in power source malfunction on the downwind monitor.
Health and Saftey Concerns:	none
Contractor Work Force:	Kulbacks - 1 supervisor 2 operators 1 laboroer Niagara P&M - 1 supervisor, 1 engineer, 3 laborers
Contractor Equipment	Kulbacks - 2 excavators 2 dozers, 1 roller 1 skidster

Attachments : Daily report, Photo Log, Air Monitoring Report, Work Location Map

Inspectors Name	Sydney Deck

960 Busti Ave.
Buffalo, New York 14213

Daily Field Report Continued

Date:	Friday, May 27, 2022		
Site Name:	Pillgrim Village - Senior Site #C915363		
Location:	1100 Michigan Ave Buffalo NY		
Work Performed Continued			
Imported Material		Loads:	Amount (Tons)
Exported Material	Destination	Loads:	Amount (Tons)
Total Material Hauled - Approx. (Tons)			0

960 Busti Ave.
Buffalo, New York 14213

Photo Log

Date:	Friday, May 27, 2022
Site Name:	Pillgrim Village - Senior Site #C915363

Photo 1

No photos taken.

Photo 2

960 Busti Ave.
Buffalo, New York 14213

Community Air Monitoring Program Data

Date:		Friday, May 27, 2022			
Site Name:		Pillgrim Village - Senior Site #C915363			
Upwind Data		Downwind Data			Delta
Time	PM 10 - 15 min AVG (µg/m³)	Time	PM 10 - 15 min AVG (µg/m³)	VOC	PM 10 - 15m AVG (µg/m³)
5/27/22 7:40 AM	12.3	5/27/22 7:40 AM	8.9	0	-3.4
5/27/22 7:50 AM	15.9	5/27/22 7:50 AM	8.2	0	-7.7
5/27/22 8:00 AM	8	5/27/22 8:00 AM	7.2	0	-0.8
5/27/22 8:10 AM	11.5	5/27/22 8:10 AM	9	0	-2.5
5/27/22 8:20 AM	24.8	5/27/22 8:20 AM	14.4	0	-10.4
5/27/22 8:30 AM	22.6	5/27/22 8:30 AM	14.4	0	-8.2
5/27/22 8:40 AM	26.5	5/27/22 8:40 AM	24.4	0	-2.1
5/27/22 8:50 AM	34.6				-34.6
5/27/22 9:00 AM	29.3				-29.3
5/27/22 9:10 AM	46.6				-46.6
5/27/22 9:20 AM	36.7				-36.7
5/27/22 9:30 AM	26.6				-26.6
5/27/22 9:40 AM	26.4				-26.4
5/27/22 9:50 AM	34.4				-34.4
5/27/22 10:00 AM	25.3				-25.3
5/27/22 10:10 AM	32.7				-32.7
5/27/22 10:20 AM	24.4				-24.4
5/27/22 10:30 AM	10.5				-10.5
5/27/22 10:40 AM	16.1				-16.1
5/27/22 10:50 AM	15.9				-15.9
5/27/22 11:00 AM	6.3				-6.3
5/27/22 11:10 AM	3.9				-3.9
5/27/22 11:20 AM	4.4				-4.4
5/27/22 11:30 AM	2.9				-2.9
5/27/22 11:40 AM	2.2				-2.2
5/27/22 11:50 AM	1.6				-1.6
5/27/22 12:00 PM	2				-2
5/27/22 12:10 PM	1.7				-1.7
5/27/22 12:20 PM	1.5				-1.5
5/27/22 12:30 PM	1.1				-1.1
5/27/22 12:40 PM	1.1				-1.1
5/27/22 12:50 PM	1.3				-1.3

*****Particulate Threshold PM 10 15minute average = 100µg/m³ above background***

960 Busti Ave.
Buffalo, New York 14213

Work Location Map

Date:	Friday, May 27, 2022
Site Name:	Pillgrim Village - Senior Site #C915363

Legend	
UW	Dust monitor location (Upwind)
DW	Dust monitor location (Downwind)
	Work Location

960 Busti Ave.
Buffalo, New York 14213

Daily Field Report

Date:	Tuesday, May 31, 2022
Site Name:	Pillgrim Village - Senior Site #C915363
Location:	1100 Michigan Ave Buffalo NY
Contractor/Sub-Contractor:	Kulbacks
Weather Conditions:	Sunny 75 °F SW 12 mph
Description of Work Performed: No remediation work being done. Technical difficulties with the dust monitors power source. Only recorded upwind data throughout the day. Working on a solution for power supply issue. Will be using working power source for downwind monitor in the future.	
Problems/Observations	Minor dust exceedances detected on the upwind monitor. After investigation and using water truck to wet ground where trucks were driving, issue was resolved.
Health and Saftey Concerns:	none
Contractor Work Force:	Kulbacks - 1 supervisor 2 operators 1 laboroer Niagara P&M - 1 supervisor, 1 engineer, 3 laborers
Contractor Equipment	Kulbacks - 2 excavators 2 dozers, 1 roller 1 skidster United Rentals water truck
Attachments : Daily report, Photo Log, Air Monitoring Report, Work Location Map	
Inspectors Name	Sydney Deck

960 Busti Ave.
Buffalo, New York 14213

Daily Field Report Continued

Date:	Tuesday, May 31, 2022		
Site Name:	Pillgrim Village - Senior Site #C915363		
Location:	1100 Michigan Ave Buffalo NY		
Work Performed Continued			
Imported Material		Loads:	Amount (Tons)
Exported Material	Destination	Loads:	Amount (Tons)
Total Material Hauled - Approx. (Tons)			0

960 Busti Ave.
Buffalo, New York 14213

Photo Log

Date:	Tuesday, May 31, 2022
Site Name:	Pillgrim Village - Senior Site #C915363

Photo 1
No photos taken. No work being done.

Photo 2

960 Busti Ave.
Buffalo, New York 14213

Community Air Monitoring Program Data

Date:	Tuesday, May 31, 2022				
Site Name:	Pillgrim Village - Senior Site #C915363				
Upwind Data		Downwind Data			Delta
Time	PM 10 - 15 min AVG (µg/m³)	Time	PM 10 - 15 min AVG (µg/m³)	VOC	PM 10 - 15m AVG (µg/m³)
5/31/22 8:20 AM	5.2				-5.2
5/31/22 8:30 AM	6.7				-6.7
5/31/22 8:40 AM	10.8				-10.8
5/31/22 8:50 AM	6				-6
5/31/22 9:00 AM	5				-5
5/31/22 9:10 AM	8.1				-8.1
5/31/22 9:20 AM	5.1				-5.1
5/31/22 9:30 AM	5.1				-5.1
5/31/22 9:40 AM	5.5				-5.5
5/31/22 9:50 AM	5				-5
5/31/22 10:00 AM	10.8				-10.8
5/31/22 10:10 AM	6.5				-6.5
5/31/22 10:20 AM	10.6				-10.6
5/31/22 10:30 AM	14.5				-14.5
5/31/22 10:40 AM	114.3				-114.3
5/31/22 10:50 AM	12.2				-12.2
5/31/22 11:00 AM	43.9				-43.9
5/31/22 11:10 AM	25.4				-25.4
5/31/22 11:20 AM	23.5				-23.5
5/31/22 11:30 AM	134.3				-134.3
5/31/22 11:40 AM	20.7				-20.7
5/31/22 11:50 AM	18.2				-18.2
5/31/22 12:00 PM	60.1				-60.1
5/31/22 12:10 PM	49.3				-49.3
5/31/22 12:20 PM	14.5				-14.5
5/31/22 12:30 PM	26.6				-26.6
5/31/22 12:40 PM	38.4				-38.4
5/31/22 12:50 PM	21.2				-21.2
5/31/22 1:00 PM	35.9				-35.9
5/31/22 1:10 PM	46.4				-46.4
5/31/22 1:20 PM	63.3				-63.3
5/31/22 1:30 PM	12.7				-12.7
5/31/22 1:40 PM	24				-24
5/31/22 1:50 PM	93.2				-93.2
5/31/22 2:00 PM	24.8				-24.8
5/31/22 2:10 PM	28.3				-28.3
5/31/22 2:20 PM	25.2				-25.2
5/31/22 2:30 PM	22.2				-22.2
5/31/22 2:40 PM	21.5				-21.5
5/31/22 2:50 PM	22.4				-22.4
5/31/22 3:00 PM	12				-12
5/31/22 3:10 PM	9.4				-9.4
5/31/22 3:20 PM	14.5				-14.5

*****Particulate Threshold PM 10 15minute average = 100µg/m³ above background***

960 Busti Ave.
Buffalo, New York 14213

Work Location Map

Date:	Tuesday, May 31, 2022
Site Name:	Pillgrim Village - Senior Site #C915363

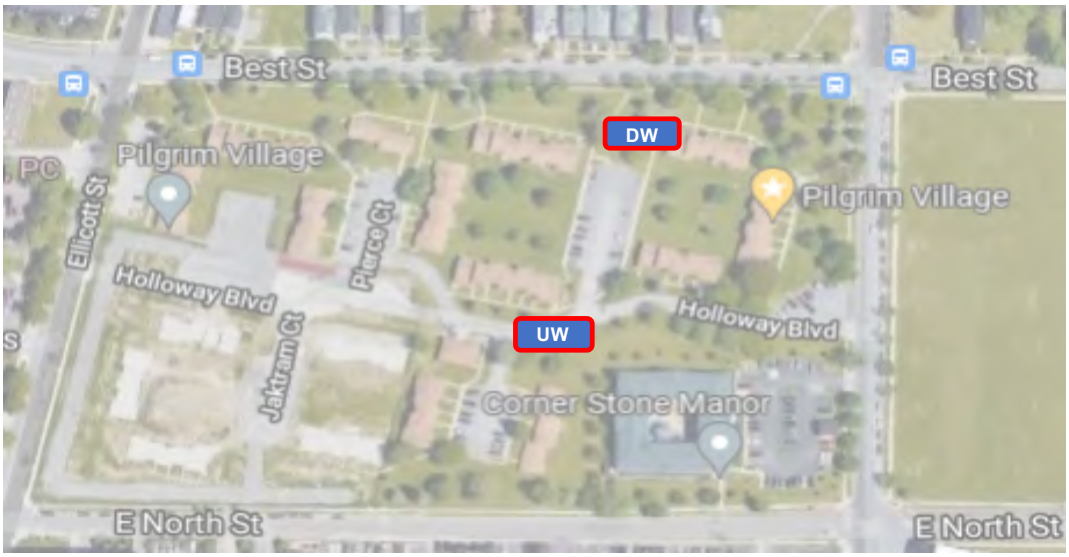

Legend	
UW	Dust monitor location (Upwind)
DW	Dust monitor location (Downwind)
	Work Location

960 Busti Ave.
Buffalo, New York 14213

Daily Field Report

Date:	Wednesday, June 1, 2022
Site Name:	Pillgrim Village - Senior Site #C915363
Location:	1100 Michigan Ave Buffalo NY
Contractor/Sub-Contractor:	Kulbacks
Weather Conditions:	Rain 70 °F SW 10 mph

Description of Work Performed:

No remediation work done today.

Technical difficulties with the dust monitors power source. Only recorded downwind data throughout the day. Working on a solution for power supply issue. Will be using working power source for downwind monitor in the future.

No dust exceedances recorded on downwind monitor. Kulbacks ceased work early due to extreme weather.

Problems/Observations	
Health and Saftey Concerns:	none
Contractor Work Force:	Kulbacks - 1 supervisor 2 operators 1 laboroer Niagara P&M - 1 supervisor, 1 engineer, 3 laborers
Contractor Equipment	Kulbacks - 2 excavators 2 dozers, 1 roller 1 skidster United Rentals water truck

Attachments : Daily report, Photo Log, Air Monitoring Report, Work Location Map

Inspectors Name	Sydney Deck

960 Busti Ave.
Buffalo, New York 14213

Daily Field Report Continued

Date:	Wednesday, June 1, 2022		
Site Name:	Pillgrim Village - Senior Site #C915363		
Location:	1100 Michigan Ave Buffalo NY		
Work Performed Continued			
Imported Material		Loads:	Amount (Tons)
Exported Material	Destination	Loads:	Amount (Tons)
Total Material Hauled - Approx. (Tons)			0

960 Busti Ave.
Buffalo, New York 14213

Photo Log

Date:	Wednesday, June 1, 2022
Site Name:	Pillgrim Village - Senior Site #C915363

Photo 1

No photos taken - No work done.

Photo 2

960 Busti Ave.
Buffalo, New York 14213

Community Air Monitoring Program Data

Date:		Wednesday, June 1, 2022			
Site Name:		Pillgrim Village - Senior Site #C915363			
Upwind Data		Downwind Data			Delta
Time	PM 10 - 15 min AVG (µg/m³)	Time	PM 10 - 15 min AVG (µg/m³)	VOC	PM 10 - 15m AVG (µg/m³)
		6/1/22 12:00 PM	5.2	0	5.2
		6/1/22 12:10 PM	5.3	0	5.3
		6/1/22 12:20 PM	5.4	0	5.4
		6/1/22 12:30 PM	5.4	0	5.4
		6/1/22 12:40 PM	5.8	0	5.8
		6/1/22 12:50 PM	6.2	0	6.2
		6/1/22 1:00 PM	8	0	8
		6/1/22 1:10 PM	6.5	0	6.5
		6/1/22 1:20 PM	15.8	0	15.8
		6/1/22 1:30 PM	19.5	0	19.5
		6/1/22 1:40 PM	11.9	0	11.9
		6/1/22 1:50 PM	11.2	0	11.2
		6/1/22 2:00 PM	7.7	0	7.7
		6/1/22 2:10 PM	7.6	0	7.6
		6/1/22 2:20 PM	7.8	0	7.8
		6/1/22 2:30 PM	8.6	0	8.6
		6/1/22 2:40 PM	9.7	0	9.7
		6/1/22 2:50 PM	36.3	0	36.3

*****Particulate Threshold PM 10 15minute average = 100µg/m³ above background***

960 Busti Ave.
Buffalo, New York 14213

Work Location Map

Date:	Wednesday, June 1, 2022
Site Name:	Pillgrim Village - Senior Site #C915363

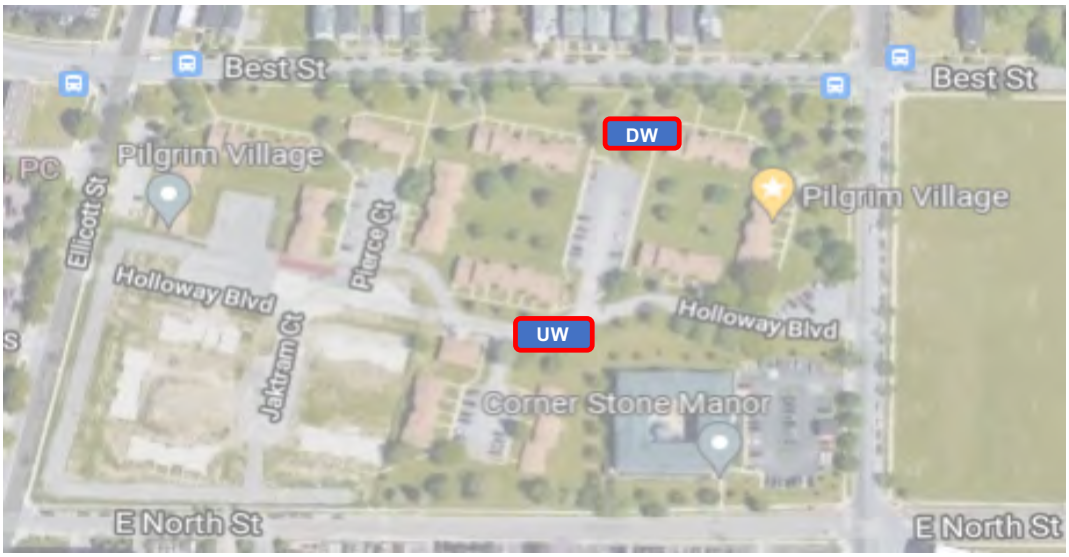

Legend	
UW	Dust monitor location (Upwind)
DW	Dust monitor location (Downwind)
	Work Location

960 Busti Ave.
Buffalo, New York 14213

Daily Field Report

Date:	Thursday, June 2, 2022
Site Name:	Pillgrim Village - Senior Site #C915363
Location:	1100 Michigan Ave Buffalo NY
Contractor/Sub-Contractor:	Kulbacks
Weather Conditions:	Cloudy 60 °F W 10 mph

Description of Work Performed:

Removing topsoil from the southwest corner in anticipation of fence perimeter expansion. Topsoil is clean and piled on site.

Importing, distributing and compacting dry screening rock.

Technical difficulties with the dust monitors power source. Only recorded downwind data throughout the day. Working on a solution for power supply issue. Will be using working power source for downwind monitor in the future.

Problems/Observations	No dust exceedances recorded on downwind monitor.
Health and Saftey Concerns:	none
Contractor Work Force:	Kulbacks - 1 supervisor 2 operators 1 laboroer Niagara P&M - 1 supervisor, 1 engineer, 3 laborers
Contractor Equipment	Kulbacks - 2 excavators 2 dozers, 1 roller 1 skidster United Rentals water truck
Attachments : Daily report, Photo Log, Air Monitoring Report, Work Location Map	
Inspectors Name	Sydney Deck

960 Busti Ave.
Buffalo, New York 14213

Daily Field Report Continued

Date:	Thursday, June 2, 2022		
Site Name:	Pillgrim Village - Senior Site #C915363		
Location:	1100 Michigan Ave Buffalo NY		
Work Performed Continued			
Imported Material		Loads:	Amount (Tons)
Dry Screening		65	1372.42
Exported Material	Destination	Loads:	Amount (Tons)
Total Material Hauled - Approx. (Tons)			0

960 Busti Ave.
Buffalo, New York 14213

Photo Log

Date:	Thursday, June 2, 2022
Site Name:	Pillgrim Village - Senior Site #C915363

Photo 1

Southwest corner of site where topsoil was removed.

Photo 2

Piled dry screening which will be distributed and compacted.

960 Busti Ave.
Buffalo, New York 14213

Community Air Monitoring Program Data

Date:		Thursday, June 2, 2022			
Site Name:		Pillgrim Village - Senior Site #C915363			
Upwind Data		Downwind Data			Delta
Time	PM 10 - 15 min AVG (µg/m³)	Time	PM 10 - 15 min AVG (µg/m³)	VOC	PM 10 - 15m AVG (µg/m³)
		6/2/22 7:40 AM	6.9	0	6.9
		6/2/22 7:50 AM	5.5	0	5.5
		6/2/22 8:00 AM	4.8	0	4.8
		6/2/22 8:10 AM	5.6	0	5.6
		6/2/22 8:20 AM	5.4	0	5.4
		6/2/22 8:30 AM	6	0	6
		6/2/22 8:40 AM	5.3	0	5.3
		6/2/22 8:50 AM	4.8	0	4.8
		6/2/22 9:00 AM	5.4	0	5.4
		6/2/22 9:10 AM	6.5	0	6.5
		6/2/22 9:20 AM	4.9	0	4.9
		6/2/22 9:30 AM	3.6	0	3.6
		6/2/22 9:40 AM	3.5	0	3.5
		6/2/22 9:50 AM	3.4	0	3.4
		6/2/22 10:00 AM	3.6	0	3.6
		6/2/22 10:10 AM	3.4	0	3.4
		6/2/22 10:20 AM	3.5	0	3.5
		6/2/22 10:30 AM	2.7	0	2.7
		6/2/22 10:40 AM	2.4	0	2.4
		6/2/22 10:50 AM	2.1	0	2.1
		6/2/22 11:00 AM	3.1	0	3.1
		6/2/22 11:10 AM	2.1	0	2.1
		6/2/22 11:20 AM	2.7	0	2.7
		6/2/22 11:30 AM	2.1	0	2.1
		6/2/22 11:40 AM	2.4	0	2.4
		6/2/22 11:50 AM	2.8	0	2.8
		6/2/22 12:00 PM	2.1	0	2.1
		6/2/22 12:10 PM	2.3	0	2.3
		6/2/22 12:20 PM	2.2	0	2.2
		6/2/22 12:30 PM	2.3	0	2.3

*****Particulate Threshold PM 10 15minute average = 100µg/m³ above background***

BRYDGES ENGINEERING
IN ENVIRONMENT AND ENERGY, DPC

960 Busti Ave.
Buffalo, New York 14213

Work Location Map

Date:	Thursday, June 2, 2022
Site Name:	Pillgrim Village - Senior Site #C915363

Legend	
UW	Dust monitor location (Upwind)
DW	Dust monitor location (Downwind)
	Work Location

960 Busti Ave.
Buffalo, New York 14213

Daily Field Report

Date:	Monday, June 6, 2022
Site Name:	Pillgrim Village - Senior Site #C915363
Location:	1100 Michigan Ave Buffalo NY
Contractor/Sub-Contractor:	Kulbacks
Weather Conditions:	Cloudy 68 °F E 9 mph

Description of Work Performed:

Importing distributing and compacting dry screening throughout site.

Dust monitors were set up and running throughout day, No dust exceedances recorded..

Problems/Observations	None
Health and Saftey Concerns:	None
Contractor Work Force:	Kulbacks - 1 supervisor 2 operators 1 laboroer Niagara P&M - 1 supervisor, 1 engineer, 3 laborers
Contractor Equipment	Kulbacks - 2 excavators 2 dozers, 1 roller 1 skidster United Rentals water truck

Attachments : Daily report, Photo Log, Air Monitoring Report, Work Location Map

Inspectors Name	Sydney Deck

960 Busti Ave.
Buffalo, New York 14213

Daily Field Report Continued

Date:	Monday, June 6, 2022		
Site Name:	Pillgrim Village - Senior Site #C915363		
Location:	1100 Michigan Ave Buffalo NY		
Work Performed Continued			
Imported Material		Loads:	Amount (Tons)
Dry Screening		55	1131.27
Exported Material	Destination	Loads:	Amount (Tons)
Total Material Hauled - Approx. (Tons)			0

960 Busti Ave.
Buffalo, New York 14213

Photo Log

Date:	Monday, June 6, 2022
Site Name:	Pillgrim Village - Senior Site #C915363

Photo 1

Westward facing - Exposed pipe in area that has yet to be remediated. Sampling is needed once contaiminated soil is removed from site.

Photo 2

Eastward facing - Piles of dry screening piled in preparation for distribution and compaction in remediated sections of site.

960 Busti Ave.
Buffalo, New York 14213

Community Air Monitoring Program Data

Date:	Monday, June 6, 2022
Site Name:	Pillgrim Village - Senior Site #C915363

Upwind Data		Downwind Data			Delta
Time	PM 10 - 15 min AVG (µg/m³)	Time	PM 10 - 15 min AVG (µg/m³)	VOC	PM 10 - 15m AVG (µg/m³)
6/6/22 7:50 AM	17.5			0	17.5
6/6/22 8:00 AM	11.7	6/6/22 8:00 AM	20.3	0	-8.6
6/6/22 8:10 AM	51.4	6/6/22 8:10 AM	10.6	0	40.8
6/6/22 8:20 AM	56	6/6/22 8:20 AM	9.6	0	46.4
6/6/22 8:30 AM	12.2	6/6/22 8:50 AM	9	0	3.2
6/6/22 8:50 AM	9.6	6/6/22 9:00 AM	5.9	0	3.7
6/6/22 9:00 AM	12.6	6/6/22 9:10 AM	6.3	0	6.3
6/6/22 9:10 AM	11.5	6/6/22 9:20 AM	10.7	0	0.8
6/6/22 9:20 AM	17.7	6/6/22 9:30 AM	17.6	0	0.1
6/6/22 9:30 AM	44.6	6/6/22 9:40 AM	29.9	0	14.7
6/6/22 9:40 AM	49.7	6/6/22 9:50 AM	13.2	0	36.5
6/6/22 9:50 AM	15.7	6/6/22 10:00 AM	7.3	0	8.4
6/6/22 10:00 AM	15	6/6/22 10:10 AM	14.1	0	0.9
6/6/22 10:10 AM	32.8	6/6/22 10:20 AM	14.7	0	18.1
6/6/22 10:20 AM	17.4	6/6/22 10:30 AM	4.4	0	13
6/6/22 10:30 AM	14	6/6/22 10:40 AM	4.9	0	9.1
6/6/22 10:40 AM	7.8	6/6/22 10:50 AM	4	0	3.8
6/6/22 10:50 AM	18	6/6/22 11:00 AM	6.6	0	11.4
6/6/22 11:00 AM	21.2	6/6/22 11:10 AM	9.1	0	12.1
6/6/22 11:10 AM	27.5	6/6/22 11:20 AM	7	0	20.5
6/6/22 11:20 AM	21.7	6/6/22 11:30 AM	4.3	0	17.4
6/6/22 11:30 AM	32.1	6/6/22 11:40 AM	5.7	0	26.4
6/6/22 11:40 AM	42.9	6/6/22 11:50 AM	6.8	0	36.1
6/6/22 11:50 AM	50	6/6/22 12:00 PM	7.5	0	42.5
6/6/22 12:00 PM	15.9	6/6/22 12:10 PM	6.1	0	9.8
6/6/22 12:10 PM	30.6	6/6/22 12:20 PM	6.9	0	23.7
6/6/22 12:20 PM	25	6/6/22 12:30 PM	5.3	0	19.7
6/6/22 12:30 PM	31.5	6/6/22 12:40 PM	5	0	26.5
6/6/22 12:40 PM	16.2	6/6/22 12:50 PM	4.2	0	12
6/6/22 12:50 PM	14.4	6/6/22 1:00 PM	3.7	0	10.7
6/6/22 1:00 PM	15.4	6/6/22 1:10 PM	3.8	0	11.6
6/6/22 1:10 PM	7.2	6/6/22 1:20 PM	3.9	0	3.3
6/6/22 1:20 PM	11.5	6/6/22 1:30 PM	3.1	0	8.4
6/6/22 1:30 PM	12.2	6/6/22 1:40 PM	2.8	0	9.4
6/6/22 1:40 PM	7.4	6/6/22 1:50 PM	3.7	0	3.7
6/6/22 1:50 PM	7.5	6/6/22 2:00 PM	2.8	0	4.7
6/6/22 2:00 PM	10	6/6/22 2:10 PM	4	0	6
6/6/22 2:10 PM	8.6	6/6/22 2:20 PM	5.2	0	3.4
6/6/22 2:20 PM	7.1	6/6/22 2:30 PM	4.8	0	2.3
6/6/22 2:30 PM	22	6/6/22 2:40 PM	4.4	0	17.6
6/6/22 2:40 PM	54.2	6/6/22 2:50 PM	3.6	0	50.6
6/6/22 2:50 PM	22.8	6/6/22 3:00 PM	4.2	0	18.6
6/6/22 3:00 PM	24.3	6/6/22 3:10 PM	4.4	0	19.9
6/6/22 3:10 PM	38.6	6/6/22 3:20 PM	4.3	0	34.3
6/6/22 3:20 PM	21.9	6/6/22 3:30 PM	3.8	0	18.1

*****Particulate Threshold PM 10 15minute average = 100µg/m³ above background***

BRYDGES ENGINEERING
IN ENVIRONMENT AND ENERGY, DPC

960 Busti Ave.
Buffalo, New York 14213

Work Location Map

Date:	Monday, June 6, 2022
Site Name:	Pillgrim Village - Senior Site #C915363

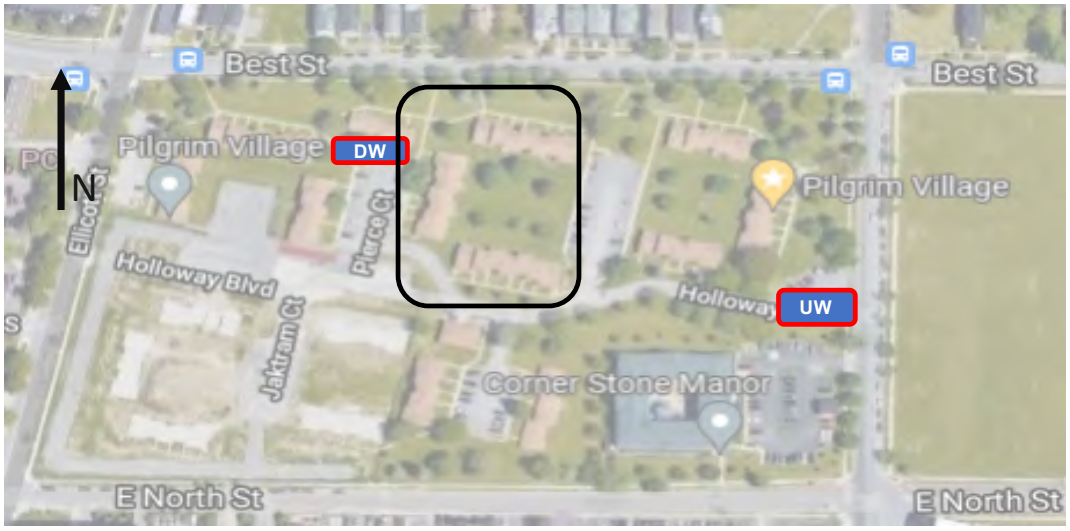

Legend	
UW	Dust monitor location (Upwind)
DW	Dust monitor location (Downwind)
	Work Location

960 Busti Ave.
Buffalo, New York 14213

Daily Field Report

Date:	Tuesday, June 7, 2022
Site Name:	Pillgrim Village - Senior Site #C915363
Location:	1100 Michigan Ave Buffalo NY
Contractor/Sub-Contractor:	Kulbacks
Weather Conditions:	Rain 64 °F S 10 mph
Description of Work Performed: Importing distributing and compacting dry screening throughout site. Dust monitors were set up and running throughout the day. No dust exceedances were recorded.	
Problems/Observations	None.
Health and Saftey Concerns:	None.
Contractor Work Force:	Kulbacks - 1 supervisor 2 operators 1 laboroer Niagara P&M - 1 supervisor, 1 engineer, 3 laborers
Contractor Equipment	Kulbacks - 2 excavators 2 dozers, 1 roller 1 skidster United Rentals water truck
Attachments : Daily report, Photo Log, Air Monitoring Report, Work Location Map	
Inspectors Name	Sydney Deck

960 Busti Ave.
Buffalo, New York 14213

Daily Field Report Continued

Date:	Tuesday, June 7, 2022		
Site Name:	Pillgrim Village - Senior Site #C915363		
Location:	1100 Michigan Ave Buffalo NY		
Work Performed Continued			
Imported Material		Loads:	Amount (Tons)
Dry Screening		76	1606.13
Exported Material	Destination	Loads:	Amount (Tons)
Total Material Hauled - Approx. (Tons)			0

960 Busti Ave.
Buffalo, New York 14213

Photo Log

Date:	Tuesday, June 7, 2022
Site Name:	Pillgrim Village - Senior Site #C915363

Photo 1

No photos taken due to low visability from rain.

Photo 2

960 Busti Ave.
Buffalo, New York 14213

Community Air Monitoring Program Data

Date:	Tuesday, June 7, 2022				
Site Name:	Pillgrim Village - Senior Site #C915363				
Upwind Data		Downwind Data			Delta
Time	PM 10 - 15 min AVG (µg/m³)	Time	PM 10 - 15 min AVG (µg/m³)	VOC	PM 10 - 15m AVG (µg/m³)
6/7/22 9:00 AM	6.3	6/7/22 9:00 AM	7.1	0	0.8
6/7/22 9:10 AM	2.8	6/7/22 9:10 AM	8.2	0	5.4
6/7/22 9:20 AM	2.5	6/7/22 9:20 AM	7.6	0	5.1
6/7/22 9:30 AM	10.3	6/7/22 9:30 AM	6.7	0	-3.6
6/7/22 9:40 AM	7.1	6/7/22 9:40 AM	6.3	0	-0.8
6/7/22 9:50 AM	6.9	6/7/22 9:50 AM	5.4	0	-1.5
6/7/22 10:00 AM	8.8	6/7/22 10:00 AM	8.9	0	0.1
6/7/22 10:10 AM	7.5	6/7/22 10:10 AM	9.9	0	2.4
6/7/22 10:20 AM	8.4	6/7/22 10:20 AM	8.4	0	0
6/7/22 10:30 AM	6.8	6/7/22 10:30 AM	2.8	0	-4
6/7/22 10:40 AM	5.3	6/7/22 10:40 AM	2.5	0	-2.8
6/7/22 10:50 AM	9.5	6/7/22 10:50 AM	4.5	0	-5
6/7/22 11:00 AM	6.7	6/7/22 11:00 AM	10.3	0	3.6
6/7/22 11:10 AM	8.6	6/7/22 11:10 AM	10.7	0	2.1
6/7/22 11:20 AM	9.1	6/7/22 11:20 AM	6.9	0	-2.2
6/7/22 11:30 AM	9.9	6/7/22 11:30 AM	6.7	0	-3.2
6/7/22 11:40 AM	6.3	6/7/22 11:40 AM	6.3	0	0
6/7/22 11:50 AM	3.4	6/7/22 11:50 AM	6.8	0	3.4
6/7/22 12:00 PM	9.5	6/7/22 12:00 PM	9.5	0	0
6/7/22 12:10 PM	3.4	6/7/22 12:10 PM	9.5	0	6.1
6/7/22 12:20 PM	12.2	6/7/22 12:20 PM	15.3	0	3.1
6/7/22 12:30 PM	4.4	6/7/22 12:30 PM	8.6	0	4.2
6/7/22 12:40 PM	9.8	6/7/22 12:40 PM	9.1	0	-0.7
6/7/22 12:50 PM	15.3	6/7/22 12:50 PM	9.3	0	-6
6/7/22 1:00 PM	8.2	6/7/22 1:00 PM	8.8	0	0.6
6/7/22 1:10 PM	4.5	6/7/22 1:10 PM	12.2	0	7.7
6/7/22 1:20 PM	10.7	6/7/22 1:20 PM	9.8	0	-0.9
6/7/22 1:30 PM	8.9	6/7/22 1:30 PM	7.5	0	-1.4
6/7/22 1:40 PM	7.6	6/7/22 1:40 PM	5.3	0	-2.3
6/7/22 1:50 PM	5.4	6/7/22 1:50 PM	4.9	0	-0.5
6/7/22 2:00 PM	4.9	6/7/22 2:00 PM	4.4	0	-0.5
6/7/22 2:10 PM	6.7	6/7/22 2:10 PM	3.4	0	-3.3
6/7/22 2:20 PM	2.8	6/7/22 2:20 PM	2.8	0	0
6/7/22 2:30 PM	2.9	6/7/22 2:30 PM	2.9	0	0
6/7/22 2:40 PM	9.3	6/7/22 2:40 PM	3.4	0	-5.9

*****Particulate Threshold PM 10 15minute average = 100µg/m³ above background***

960 Busti Ave.
Buffalo, New York 14213

Work Location Map

Date:	Tuesday, June 7, 2022
Site Name:	Pillgrim Village - Senior Site #C915363

Legend	
UW	Dust monitor location (Upwind)
DW	Dust monitor location (Downwind)
	Work Location

960 Busti Ave.
Buffalo, New York 14213

Daily Field Report

Date:	Wednesday, June 8, 2022
Site Name:	Pillgrim Village - Senior Site #C915363
Location:	1100 Michigan Ave Buffalo NY
Contractor/Sub-Contractor:	Kulbacks
Weather Conditions:	Sunny 63 °F SW 10 mph
Description of Work Performed: Importing distributing and compacting dry screening throughout site. Dust monitors were set up and runing throughout the day. No dust exceedances recorded.	
Problems/Observations	None.
Health and Saftey Concerns:	None.
Contractor Work Force:	Kulbacks - 1 supervisor 2 operators 1 laboroer Niagara P&M - 1 supervisor, 1 engineer, 3 laborers
Contractor Equipment	Kulbacks - 2 excavators 2 dozers, 1 roller 1 skidster United Rentals water truck
Attachments : Daily report, Photo Log, Air Monitoring Report, Work Location Map	
Inspectors Name	Sydney Deck

960 Busti Ave.
Buffalo, New York 14213

Daily Field Report Continued

Date:	Wednesday, June 8, 2022		
Site Name:	Pillgrim Village - Senior Site #C915363		
Location:	1100 Michigan Ave Buffalo NY		
Work Performed Continued			
Imported Material		Loads:	Amount (Tons)
Dry Screening		54	1146.91
Exported Material	Destination	Loads:	Amount (Tons)
Total Material Hauled - Approx. (Tons)			0

960 Busti Ave.
Buffalo, New York 14213

Photo Log

Date:	Wednesday, June 8, 2022
Site Name:	Pillgrim Village - Senior Site #C915363

Photo 1

Facing South - West edge has yet to be excavated - surrounding area being backfilled.

Photo 2

Facing Southeast - piled dry screening waiting to be distributed and compacted.

960 Busti Ave.
Buffalo, New York 14213

Community Air Monitoring Program Data

Date:	Wednesday, June 8, 2022
Site Name:	Pillgrim Village - Senior Site #C915363

Upwind Data		Downwind Data			Delta
Time	PM 10 - 15 min AVG (µg/m³)	Time	PM 10 - 15 min AVG (µg/m³)	VOC	PM 10 - 15m AVG (µg/m³)
6/8/22 8:20 AM	6.4	6/8/22 8:20 AM	4.3	0	2.1
6/8/22 8:30 AM	7.1	6/8/22 8:30 AM	5.2	0	1.9
6/8/22 8:40 AM	7.2	6/8/22 8:40 AM	4.3	0	2.9
6/8/22 8:50 AM	5.2	6/8/22 8:50 AM	2.8	0	2.4
6/8/22 9:00 AM	5.2	6/8/22 9:00 AM	3.1	0	2.1
6/8/22 9:10 AM	6.7	6/8/22 9:10 AM	2.6	0	4.1
6/8/22 9:20 AM	4.9	6/8/22 9:20 AM	2.2	0	2.7
6/8/22 9:30 AM	5	6/8/22 9:30 AM	2.4	0	2.6
6/8/22 9:40 AM	4.1	6/8/22 9:40 AM	3.2	0	0.9
6/8/22 9:50 AM	4.5	6/8/22 9:50 AM	2.7	0	1.8
6/8/22 10:00 AM	4.8	6/8/22 10:00 AM	2.4	0	2.4
6/8/22 10:10 AM	3.9	6/8/22 10:10 AM	2.8	0	1.1
6/8/22 10:20 AM	3.7	6/8/22 10:20 AM	2.6	0	1.1
6/8/22 10:30 AM	3.4	6/8/22 10:30 AM	2	0	1.4
6/8/22 10:40 AM	3.9	6/8/22 10:40 AM	2.2	0	1.7
6/8/22 10:50 AM	4.4	6/8/22 10:50 AM	2.5	0	1.9
6/8/22 11:00 AM	4.8	6/8/22 11:00 AM	2.3	0	2.5
6/8/22 11:10 AM	4.4	6/8/22 11:10 AM	2	0	2.4
6/8/22 11:20 AM	3.9	6/8/22 11:20 AM	2.1	0	1.8
6/8/22 11:30 AM	2.7	6/8/22 11:30 AM	2	0	0.7
6/8/22 11:40 AM	2.8	6/8/22 11:40 AM	1.8	0	1
6/8/22 11:50 AM	3.5	6/8/22 11:50 AM	1.6	0	1.9
6/8/22 12:00 PM	3.1	6/8/22 12:00 PM	2.2	0	0.9
6/8/22 12:10 PM	3.4	6/8/22 12:10 PM	2.5	0	0.9
6/8/22 12:20 PM	3.4	6/8/22 12:20 PM	2	0	1.4
6/8/22 12:30 PM	3.5	6/8/22 12:30 PM	2	0	1.5
6/8/22 12:40 PM	4.3	6/8/22 12:40 PM	1.7	0	2.6
6/8/22 12:50 PM	4.2	6/8/22 12:50 PM	2.5	0	1.7
6/8/22 1:00 PM	3.2	6/8/22 1:00 PM	3.1	0	0.1
6/8/22 1:10 PM	3.6	6/8/22 1:10 PM	2.6	0	1
6/8/22 1:20 PM	4.4	6/8/22 1:20 PM	3.8	0	0.6
6/8/22 1:30 PM	3.7	6/8/22 1:30 PM	3.7	0	0
6/8/22 1:40 PM	3.4	6/8/22 1:40 PM	2.8	0	0.6
6/8/22 1:50 PM	3.5	6/8/22 1:50 PM	2.2	0	1.3
6/8/22 2:00 PM	3.4	6/8/22 2:00 PM	2.9	0	0.5
6/8/22 2:10 PM	3	6/8/22 2:10 PM	3.3	0	-0.3
6/8/22 2:20 PM	2.7	6/8/22 2:20 PM	6.9	0	-4.2
6/8/22 2:30 PM	2.6	6/8/22 2:30 PM	4.3	0	-1.7
6/8/22 2:40 PM	2.7	6/8/22 2:40 PM	2.3	0	0.4
6/8/22 2:50 PM	2.6	6/8/22 2:50 PM	3.4	0	-0.8
6/8/22 3:00 PM	2.3	6/8/22 3:00 PM	2.9	0	-0.6
6/8/22 3:10 PM	1.5	6/8/22 3:10 PM	4.6	0	-3.1
6/8/22 3:20 PM	2	6/8/22 3:20 PM	6.2	0	-4.2
6/8/22 3:30 PM	1.8	6/8/22 3:30 PM	4.4	0	-2.6
6/8/22 3:40 PM	1.3	6/8/22 3:40 PM	5.9	0	-4.6

*****Particulate Threshold PM 10 15minute average = 100µg/m³ above background***

BRYDGES ENGINEERING
IN ENVIRONMENT AND ENERGY, DPC

960 Busti Ave.
Buffalo, New York 14213

Work Location Map

Date:	Wednesday, June 8, 2022
Site Name:	Pillgrim Village - Senior Site #C915363

Legend	
UW	Dust monitor location (Upwind)
DW	Dust monitor location (Downwind)
	Work Location

960 Busti Ave.
Buffalo, New York 14213

Daily Field Report

Date:	Thursday, June 9, 2022
Site Name:	Pillgrim Village - Senior Site #C915363
Location:	1100 Michigan Ave Buffalo NY
Contractor/Sub-Contractor:	Kulbacks
Weather Conditions:	Sunny / Drizzle 60 °F NW 9 mph
Description of Work Performed: No remediation work being done. Dust monitors were set up and runing throughout the day. No dust exceedances recorded.	
Problems/Observations	None.
Health and Saftey Concerns:	None.
Contractor Work Force:	Kulbacks - 1 supervisor 2 operators 1 laboroer Niagara P&M - 1 supervisor, 1 engineer, 3 laborers
Contractor Equipment	Kulbacks - 2 excavators 2 dozers, 1 roller 1 skidster United Rentals water truck
Attachments : Daily report, Photo Log, Air Monitoring Report, Work Location Map	
Inspectors Name	Sydney Deck

960 Busti Ave.
Buffalo, New York 14213

Daily Field Report Continued

Date:	Thursday, June 9, 2022		
Site Name:	Pillgrim Village - Senior Site #C915363		
Location:	1100 Michigan Ave Buffalo NY		
Work Performed Continued			
Imported Material		Loads:	Amount (Tons)
LaFarge Stone		45	936.95
Exported Material	Destination	Loads:	Amount (Tons)
Total Material Hauled - Approx. (Tons)			0

960 Busti Ave.
Buffalo, New York 14213

Photo Log

Date:	Thursday, June 9, 2022
Site Name:	Pillgrim Village - Senior Site #C915363

Photo 1

No remediation work being done.

Photo 2

960 Busti Ave.
Buffalo, New York 14213

Community Air Monitoring Program Data

Date:		Thursday, June 9, 2022			
Site Name:		Pillgrim Village - Senior Site #C915363			
Upwind Data		Downwind Data			Delta
Time	PM 10 - 15 min AVG (µg/m³)	Time	PM 10 - 15 min AVG (µg/m³)	VOC	PM 10 - 15m AVG (µg/m³)
6/9/22 8:20 AM	2.8	6/9/22 8:20 AM	3.1	0	0.3
6/9/22 8:30 AM	2.8	6/9/22 8:30 AM	3.1	0	0.3
6/9/22 8:40 AM	2	6/9/22 8:40 AM	2.8	0	0.8
6/9/22 8:50 AM	1.3	6/9/22 8:50 AM	4.1	0	2.8
6/9/22 9:00 AM	1.1	6/9/22 9:00 AM	3.6	0	2.5
6/9/22 9:10 AM	1.1	6/9/22 9:10 AM	4.1	0	3
6/9/22 9:20 AM	0.9	6/9/22 9:20 AM	5.1	0	4.2
6/9/22 9:30 AM	1.1	6/9/22 9:30 AM	5	0	3.9
6/9/22 9:40 AM	1.2	6/9/22 9:40 AM	6.6	0	5.4
6/9/22 9:50 AM	1.7	6/9/22 9:50 AM	10.2	0	8.5
6/9/22 10:00 AM	1.8	6/9/22 10:00 AM	6.6	0	4.8
6/9/22 10:10 AM	1.1	6/9/22 10:10 AM	4.5	0	3.4
6/9/22 10:20 AM	1.4	6/9/22 10:20 AM	4.3	0	2.9
6/9/22 10:30 AM	1.9	6/9/22 10:30 AM	8.8	0	6.9
6/9/22 10:40 AM	3.9	6/9/22 10:40 AM	7.3	0	3.4
6/9/22 10:50 AM	3.5	6/9/22 10:50 AM	2.1	0	-1.4
6/9/22 11:00 AM	2.5	6/9/22 11:00 AM	2.1	0	-0.4
6/9/22 11:10 AM	2.4	6/9/22 11:10 AM	1.6	0	-0.8
6/9/22 11:20 AM	2	6/9/22 11:20 AM	1.7	0	-0.3
6/9/22 11:30 AM	2.1	6/9/22 11:30 AM	2.1	0	0
6/9/22 11:40 AM	2.2	6/9/22 11:40 AM	2.4	0	0.2
6/9/22 11:50 AM	2.7	6/9/22 11:50 AM	3.2	0	0.5
6/9/22 12:00 PM	2.2	6/9/22 12:00 PM	2.9	0	0.7
6/9/22 12:10 PM	2.3	6/9/22 12:10 PM	2.6	0	0.3
6/9/22 12:20 PM	2.3	6/9/22 12:20 PM	2.5	0	0.2
6/9/22 12:30 PM	2.1	6/9/22 12:30 PM	3.8	0	1.7
6/9/22 12:40 PM	2.7	6/9/22 12:40 PM	3.3	0	0.6
6/9/22 12:50 PM	2.8	6/9/22 12:50 PM	3.5	0	0.7
6/9/22 1:00 PM	2.3	6/9/22 1:00 PM	2.2	0	-0.1
6/9/22 1:10 PM	2.1	6/9/22 1:10 PM	2.6	0	0.5
6/9/22 1:20 PM	1.2	6/9/22 1:20 PM	3.3	0	2.1
6/9/22 1:30 PM	1.3	6/9/22 1:30 PM	3.5	0	2.2
6/9/22 1:40 PM	1.5	6/9/22 1:40 PM	5.6	0	4.1
6/9/22 1:50 PM	1.6	6/9/22 1:50 PM	4.6	0	3
6/9/22 2:00 PM	1.8	6/9/22 2:00 PM	4.4	0	2.6
6/9/22 2:10 PM	1.8	6/9/22 2:10 PM	4.1	0	2.3
6/9/22 2:20 PM	1.1	6/9/22 2:20 PM	3.2	0	2.1
6/9/22 2:30 PM	1.5	6/9/22 2:30 PM	3.1	0	1.6

*****Particulate Threshold PM 10 15minute average = 100µg/m³ above background***

BRYDGES ENGINEERING
IN ENVIRONMENT AND ENERGY, DPC

960 Busti Ave.
Buffalo, New York 14213

Work Location Map

Date:	Thursday, June 9, 2022
Site Name:	Pillgrim Village - Senior Site #C915363

Legend	
UW	Dust monitor location (Upwind)
DW	Dust monitor location (Downwind)
	Work Location

960 Busti Ave.
Buffalo, New York 14213

Daily Field Report

Date:	Friday, June 10, 2022
Site Name:	Pillgrim Village - Senior Site #C915363
Location:	1100 Michigan Ave Buffalo NY
Contractor/Sub-Contractor:	Kulbacks
Weather Conditions:	Partially cloudy 63 °F SW 9 mph
Description of Work Performed: No remediation work being done. Dust monitors were set up and runing throughout the day. No dust exceedances recorded.	
Problems/Observations	None.
Health and Saftey Concerns:	None.
Contractor Work Force:	Kulbacks - 1 supervisor 2 operators 1 laboroer Niagara P&M - 1 supervisor, 1 engineer, 3 laborers
Contractor Equipment	Kulbacks - 2 excavators 2 dozers, 1 roller 1 skidster United Rentals water truck
Attachments : Daily report, Photo Log, Air Monitoring Report, Work Location Map	
Inspectors Name	Sydney Deck

960 Busti Ave.
Buffalo, New York 14213

Daily Field Report Continued

Date:	Friday, June 10, 2022		
Site Name:	Pillgrim Village - Senior Site #C915363		
Location:	1100 Michigan Ave Buffalo NY		
Work Performed Continued			
Imported Material		Loads:	Amount (Tons)
Exported Material	Destination	Loads:	Amount (Tons)
Total Material Hauled - Approx. (Tons)			0

960 Busti Ave.
Buffalo, New York 14213

Photo Log

Date:	Friday, June 10, 2022
Site Name:	Pillgrim Village - Senior Site #C915363

Photo 1

No remediation work being done.

960 Busti Ave.
Buffalo, New York 14213

Community Air Monitoring Program Data

Date:		Friday, June 10, 2022			
Site Name:		Pillgrim Village - Senior Site #C915363			
Upwind Data		Downwind Data			Delta
Time	PM 10 - 15 min AVG (µg/m³)	Time	PM 10 - 15 min AVG (µg/m³)	VOC	PM 10 - 15m AVG (µg/m³)
6/10/22 8:40 AM	1.9	6/10/22 8:40 AM	4.5	0	2.6
6/10/22 8:50 AM	1.8	6/10/22 8:50 AM	4.5	0	2.7
6/10/22 9:00 AM	2.6	6/10/22 9:00 AM	5.2	0	2.6
6/10/22 9:30 AM	2	6/10/22 9:10 AM	5.6	0	3.6
6/10/22 9:40 AM	1.5	6/10/22 9:20 AM	6.7	0	5.2
6/10/22 9:50 AM	2.3	6/10/22 9:30 AM	5.9	0	3.6
6/10/22 10:00 AM	3.1	6/10/22 9:40 AM	6.1	0	3
6/10/22 10:10 AM	2.3	6/10/22 9:50 AM	8.5	0	6.2
6/10/22 10:20 AM	2.1	6/10/22 10:00 AM	6.4	0	4.3
6/10/22 10:30 AM	2.4	6/10/22 10:10 AM	5.2	0	2.8
6/10/22 10:40 AM	1.9	6/10/22 10:20 AM	9.7	0	7.8
6/10/22 10:50 AM	2.2	6/10/22 10:30 AM	11.1	0	8.9
6/10/22 11:00 AM	3.5	6/10/22 10:40 AM	5.9	0	2.4
6/10/22 11:10 AM	4.6	6/10/22 10:50 AM	3.8	0	-0.8
6/10/22 11:20 AM	3.6	6/10/22 11:00 AM	3.4	0	-0.2
6/10/22 11:30 AM	3.2	6/10/22 11:10 AM	6	0	2.8
6/10/22 11:40 AM	2.4	6/10/22 11:20 AM	4.4	0	2
6/10/22 11:50 AM	2.5	6/10/22 11:30 AM	4.6	0	2.1
6/10/22 12:00 PM	4.8	6/10/22 11:40 AM	3.9	0	-0.9
6/10/22 12:10 PM	6.7	6/10/22 11:50 AM	4.3	0	-2.4
6/10/22 12:20 PM	3.9	6/10/22 12:00 PM	4.7	0	0.8
6/10/22 12:30 PM	2.6	6/10/22 12:10 PM	6.7	0	4.1
6/10/22 12:40 PM	3.2	6/10/22 12:20 PM	4.6	0	1.4
6/10/22 12:50 PM	3.4	6/10/22 12:30 PM	5.4	0	2
6/10/22 1:00 PM	3.5	6/10/22 12:40 PM	5.6	0	2.1
6/10/22 1:10 PM	5.2	6/10/22 12:50 PM	6.1	0	0.9
6/10/22 1:20 PM	4.1	6/10/22 1:00 PM	6.1	0	2
6/10/22 1:30 PM	4.9	6/10/22 1:10 PM	6.2	0	1.3
6/10/22 1:40 PM	3.5	6/10/22 1:20 PM	7.2	0	3.7
6/10/22 1:50 PM	3	6/10/22 1:30 PM	6.1	0	3.1
6/10/22 2:00 PM	5.8	6/10/22 1:40 PM	5	0	-0.8
6/10/22 2:10 PM	4	6/10/22 1:50 PM	5	0	1
		6/10/22 2:00 PM	5.2	0	5.2

*****Particulate Threshold PM 10 15minute average = 100µg/m³ above background***

960 Busti Ave.
Buffalo, New York 14213

Work Location Map

Date:	Friday, June 10, 2022
Site Name:	Pillgrim Village - Senior Site #C915363

Legend	
UW	Dust monitor location (Upwind)
DW	Dust monitor location (Downwind)
	Work Location

960 Busti Ave.
Buffalo, New York 14213

Daily Field Report

Date:	Monday, June 13, 2022
Site Name:	Pillgrim Village - Senior Site #C915363
Location:	1100 Michigan Ave Buffalo NY
Contractor/Sub-Contractor:	Kulbacks
Weather Conditions:	Sunny 72 °F SW 7 mph

Description of Work Performed:

Containiminated soil is being excavated and hauled off site to the Tonawanda landfill along the Western edge of site as well as the upper Northeastern corner of site where samples previously failed.

Dust monitors were set up and runing throughout the day. Three exceedances, one at 12:10 PM, and two between the hours of 14:40 and 14:50. Dust exceedance was mediated by using the on site water truck to water down the site road to prevent dust pick up.

Problems/Observations	None.
Health and Saftey Concerns:	None.
Contractor Work Force:	Kulbacks - 1 supervisor 2 operators 1 laboroer Niagara P&M - 1 supervisor, 1 engineer, 3 laborers
Contractor Equipment	Kulbacks - 2 excavators 2 dozers, 1 roller 1 skidster United Rentals water truck

Attachments : Daily report, Photo Log, Air Monitoring Report, Work Location Map

Inspectors Name	Sydney Deck

960 Busti Ave.
Buffalo, New York 14213

Daily Field Report Continued

Date:	Monday, June 13, 2022		
Site Name:	Pillgrim Village - Senior Site #C915363		
Location:	1100 Michigan Ave Buffalo NY		
Work Performed Continued			
Imported Material		Loads:	Amount (Tons)
Exported Material	Destination	Loads:	Amount (Tons)
Contaiminated Soil	Tonawanda Landfill	45	952.48
Total Material Hauled - Approx. (Tons)			952.48

960 Busti Ave.
Buffalo, New York 14213

Photo Log

Date:	Monday, June 13, 2022
Site Name:	Pillgrim Village - Senior Site #C915363

Photo 1

Facing Southwest - Truck being loaded with contaiminated soil for export to Tonawanda Landfill.

Photo 2

Facing Southwest - Location where contaiminated soil was not fully excavated. Digging 6" deeper with expectations that this will allow the oporators to reach clean virgin soil.

960 Busti Ave.
Buffalo, New York 14213

Community Air Monitoring Program Data

Date:		Monday, June 13, 2022			
Site Name:		Pillgrim Village - Senior Site #C915363			
Upwind Data		Downwind Data			Delta
Time	PM 10 - 15 min AVG (µg/m³)	Time	PM 10 - 15 min AVG (µg/m³)	VOC	PM 10 - 15m AVG (µg/m³)
6/13/22 8:50 AM	6.9	6/13/22 8:50 AM	25.1	0	18.2
6/13/22 9:00 AM	7.4	6/13/22 9:00 AM	17.3	0	9.9
6/13/22 9:10 AM	6.3	6/13/22 9:10 AM	31.2	0	24.9
6/13/22 9:20 AM	4.4	6/13/22 9:20 AM	30.7	0	26.3
6/13/22 9:30 AM	1.7	6/13/22 9:30 AM	4.6	0	2.9
6/13/22 9:40 AM	2	6/13/22 9:40 AM	9.1	0	7.1
6/13/22 9:50 AM	2.5	6/13/22 9:50 AM	22.5	0	20
6/13/22 10:00 AM	2	6/13/22 10:00 AM	5.4	0	3.4
6/13/22 10:10 AM	2.6	6/13/22 10:10 AM	6.2	0	3.6
6/13/22 10:20 AM	3.3	6/13/22 10:20 AM	22.9	0	19.6
6/13/22 10:30 AM	2.6	6/13/22 10:30 AM	9.4	0	6.8
6/13/22 10:40 AM	1.8	6/13/22 10:40 AM	17.5	0	15.7
6/13/22 10:50 AM	1.8	6/13/22 10:50 AM	12.1	0	10.3
6/13/22 11:00 AM	1.4	6/13/22 11:00 AM	4.7	0	3.3
6/13/22 11:10 AM	2	6/13/22 11:10 AM	19.6	0	17.6
6/13/22 11:20 AM	3.7	6/13/22 11:20 AM	28.9	0	25.2
6/13/22 11:30 AM	5.4	6/13/22 11:30 AM	32.8	0	27.4
6/13/22 11:40 AM	7.4	6/13/22 11:40 AM	46.9	0	39.5
6/13/22 11:50 AM	4.4	6/13/22 11:50 AM	25.2	0	20.8
6/13/22 12:00 PM	1.5	6/13/22 12:00 PM	75.8	0	74.3
6/13/22 12:10 PM	1.6	6/13/22 12:10 PM	143.2	0	141.6
6/13/22 12:20 PM	2.7	6/13/22 12:20 PM	11.1	0	8.4
6/13/22 12:30 PM	2.6	6/13/22 12:30 PM	10.7	0	8.1
6/13/22 12:40 PM	2.7	6/13/22 12:40 PM	52.7	0	50
6/13/22 12:50 PM	2.5	6/13/22 12:50 PM	4.5	0	2
6/13/22 1:00 PM	5.9	6/13/22 1:00 PM	6.4	0	0.5
6/13/22 1:10 PM	4.2	6/13/22 1:10 PM	6.5	0	2.3
6/13/22 1:20 PM	3	6/13/22 1:20 PM	5.1	0	2.1
6/13/22 1:30 PM	2	6/13/22 1:30 PM	18.3	0	16.3
6/13/22 1:40 PM	4.9	6/13/22 1:40 PM	30.8	0	25.9
6/13/22 1:50 PM	3.3	6/13/22 1:50 PM	6.5	0	3.2
6/13/22 2:00 PM	3.6	6/13/22 2:00 PM	6.2	0	2.6
6/13/22 2:10 PM	1.6	6/13/22 2:10 PM	5.9	0	4.3
6/13/22 2:20 PM	2.1	6/13/22 2:20 PM	4.1	0	2
6/13/22 2:30 PM	1.7	6/13/22 2:30 PM	4.3	0	2.6
6/13/22 2:40 PM	3.5	6/13/22 2:40 PM	28.5	0	25
6/13/22 2:50 PM	4.5	6/13/22 2:50 PM	150.3	0	145.8
6/13/22 3:00 PM	3.8	6/13/22 3:00 PM	152.6	0	148.8
6/13/22 3:10 PM	9.8	6/13/22 3:10 PM	12.8	0	3

*****Particulate Threshold PM 10 15minute average = 100µg/m³ above background***

960 Busti Ave.
Buffalo, New York 14213

Work Location Map

Date:	Monday, June 13, 2022
Site Name:	Pillgrim Village - Senior Site #C915363

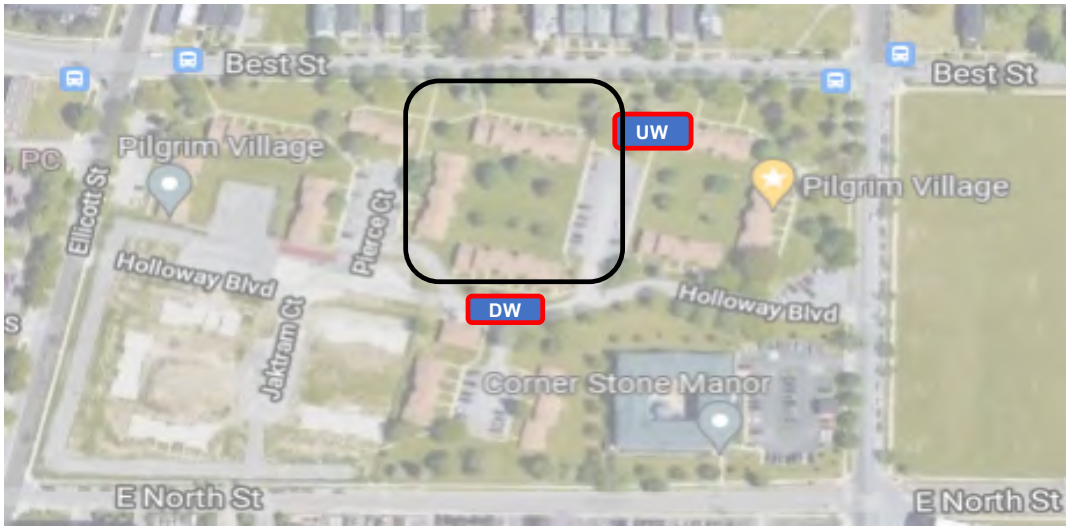

Legend	
UW	Dust monitor location (Upwind)
DW	Dust monitor location (Downwind)
	Work Location

960 Busti Ave.
Buffalo, New York 14213

Daily Field Report

Date:	Tuesday, June 14, 2022
Site Name:	Pillgrim Village - Senior Site #C915363
Location:	1100 Michigan Ave Buffalo NY
Contractor/Sub-Contractor:	Kulbacks
Weather Conditions:	Overcast 64 °F SE 5 mph

Description of Work Performed:

Containiminated soil is being excavated and hauled off site to the Tonowanda landfill along the Western edge of site as well as the upper Northeastern corner of site where samples previously failed.

GW well was decomissioned by SJB Empire along the Southwestern corner of site.

Dust monitors were set up and runing throughout the day. One exceedance at 12:30 PM. Dust exceedance was mediated by using the on site water truck to water down the site road to prevent dust pick up.

Problems/Observations	None.
Health and Saftey Concerns:	None.
Contractor Work Force:	Kulbacks - 1 supervisor 2 operators 1 laboroer Niagara P&M - 1 supervisor, 1 engineer, 3 laborers
Contractor Equipment	Kulbacks - 2 excavators 2 dozers, 1 roller 1 skidster United Rentals water truck

Attachments : Daily report, Photo Log, Air Monitoring Report, Work Location Map

Inspectors Name	Sydney Deck

960 Busti Ave.
Buffalo, New York 14213

Daily Field Report Continued

Date:	Tuesday, June 14, 2022		
Site Name:	Pillgrim Village - Senior Site #C915363		
Location:	1100 Michigan Ave Buffalo NY		
Work Performed Continued			
Imported Material		Loads:	Amount (Tons)
Exported Material	Destination	Loads:	Amount (Tons)
Containiminated Soil	Tonawanda Landfill	62	1240
Total Material Hauled - Approx. (Tons)			1240

960 Busti Ave.
Buffalo, New York 14213

Photo Log

Date:	Tuesday, June 14, 2022
Site Name:	Pillgrim Village - Senior Site #C915363

Photo 1



Facing Northeast - Location of contaiminated soil excavation.

Photo 2

Facing west - Section of Northeastern corner being excavated 6" further to remove remaining contaiminates.

960 Busti Ave.
Buffalo, New York 14213

Community Air Monitoring Program Data

Date:	Tuesday, June 14, 2022				
Site Name:	Pillgrim Village - Senior Site #C915363				
Upwind Data		Downwind Data			Delta
Time	PM 10 - 15 min AVG (µg/m³)	Time	PM 10 - 15 min AVG (µg/m³)	VOC	PM 10 - 15m AVG (µg/m³)
6/14/22 8:50 AM	7.6	6/14/22 8:50 AM	18.9	0	11.3
6/14/22 9:00 AM	6.4	6/14/22 9:00 AM	4.4	0	-2
6/14/22 9:10 AM	6.3	6/14/22 9:10 AM	4.5	0	-1.8
6/14/22 9:20 AM	19.5	6/14/22 9:20 AM	3.7	0	-15.8
6/14/22 9:30 AM	25.2	6/14/22 9:30 AM	8.4	0	-16.8
6/14/22 9:40 AM	12.4	6/14/22 9:40 AM	22	0	9.6
6/14/22 9:50 AM	21.6	6/14/22 9:50 AM	48.8	0	27.2
6/14/22 10:00 AM	8.8	6/14/22 10:00 AM	10.4	0	1.6
6/14/22 10:10 AM	8.7	6/14/22 10:10 AM	13.7	0	5
6/14/22 10:20 AM	21	6/14/22 10:20 AM	17	0	-4
6/14/22 10:30 AM	9.3	6/14/22 10:30 AM	6.8	0	-2.5
6/14/22 10:40 AM	20	6/14/22 10:40 AM	9.5	0	-10.5
6/14/22 10:50 AM	21.2	6/14/22 10:50 AM	8.5	0	-12.7
6/14/22 11:00 AM	9.8	6/14/22 11:00 AM	32.6	0	22.8
6/14/22 11:10 AM	8.2	6/14/22 11:10 AM	79.1	0	70.9
6/14/22 11:20 AM	43.5	6/14/22 11:20 AM	52.6	0	9.1
6/14/22 11:30 AM	42	6/14/22 11:30 AM	15.8	0	-26.2
6/14/22 11:40 AM	6.3	6/14/22 11:40 AM	4.2	0	-2.1
6/14/22 11:50 AM	18.8	6/14/22 11:50 AM	5.3	0	-13.5
6/14/22 12:00 PM	8	6/14/22 12:00 PM	31	0	23
6/14/22 12:10 PM	7.4	6/14/22 12:10 PM	36	0	28.6
6/14/22 12:20 PM	7.6	6/14/22 12:20 PM	36.4	0	28.8
6/14/22 12:30 PM	9	6/14/22 12:30 PM	123	0	114
6/14/22 12:40 PM	9.8	6/14/22 12:40 PM	11.3	0	1.5
6/14/22 12:50 PM	7.7	6/14/22 12:50 PM	5.9	0	-1.8
6/14/22 1:00 PM	17.8	6/14/22 1:00 PM	14.7	0	-3.1
6/14/22 1:10 PM	12.9	6/14/22 1:10 PM	18.3	0	5.4
6/14/22 1:20 PM	7.2	6/14/22 1:20 PM	43.4	0	36.2
6/14/22 1:30 PM	8.7	6/14/22 1:30 PM	35.8	0	27.1
6/14/22 1:40 PM	7.8	6/14/22 1:40 PM	38.8	0	31
6/14/22 1:50 PM	7.1	6/14/22 1:50 PM	50.1	0	43
6/14/22 2:00 PM	9	6/14/22 2:00 PM	44.9	0	35.9
6/14/22 2:10 PM	8.9	6/14/22 2:10 PM	5.3	0	-3.6
6/14/22 2:20 PM	69.3	6/14/22 2:20 PM	6.2	0	-63.1
6/14/22 2:30 PM	13.4	6/14/22 2:30 PM	13.9	0	0.5
6/14/22 2:40 PM	9.3	6/14/22 2:40 PM	24.4	0	15.1
6/14/22 2:50 PM	9	6/14/22 2:50 PM	74.9	0	65.9
6/14/22 3:00 PM	9.3	6/14/22 3:00 PM	97.8	0	88.5
6/14/22 3:10 PM	12.6	6/13/22 3:10 PM	12.8	0	0.2

*****Particulate Threshold PM 10 15minute average = 100µg/m³ above background***

BRYDGES ENGINEERING
IN ENVIRONMENT AND ENERGY, DPC

960 Busti Ave.
Buffalo, New York 14213

Work Location Map

Date:	Tuesday, June 14, 2022
Site Name:	Pillgrim Village - Senior Site #C915363

Legend	
UW	Dust monitor location (Upwind)
DW	Dust monitor location (Downwind)
	Work Location

960 Busti Ave.
Buffalo, New York 14213

Daily Field Report

Date:	Wednesday, June 15, 2022
Site Name:	Pillgrim Village - Senior Site #C915363
Location:	1100 Michigan Ave Buffalo NY
Contractor/Sub-Contractor:	Kulbacks
Weather Conditions:	Sunny 91 °F SE 10 mph

Description of Work Performed:

Contaiminated soil is being excavated and hauled off site to the Tonowanda landfill along the Western edge of site as well as the upper Northeastern corner of site where samples previously failed.

Due to unforseen circumstances with air monitors, both were down for the day. With this issue being noted, the BE3 ensured proper precautions were being taken to reduce dust pick up. Kulback's water truck was operational for the full day as well as discussing entry and exit speed with the truckers.

Problems/Observations	None.
Health and Saftey Concerns:	None.
Contractor Work Force:	Kulbacks - 1 supervisor 2 operators 1 laboroer Niagara P&M - 1 supervisor, 1 engineer, 3 laborers
Contractor Equipment	Kulbacks - 2 excavators 2 dozers, 1 roller 1 skidster United Rentals water truck

Attachments : Daily report, Photo Log, Air Monitoring Report, Work Location Map

Inspectors Name	Sydney Deck

960 Busti Ave.
Buffalo, New York 14213

Daily Field Report Continued

Date:	Wednesday, June 15, 2022		
Site Name:	Pillgrim Village - Senior Site #C915363		
Location:	1100 Michigan Ave Buffalo NY		
Work Performed Continued			
Imported Material		Loads:	Amount (Tons)
Exported Material	Destination	Loads:	Amount (Tons)
Containiminated Soil	Tonowanda Landfill	65	1300
Total Material Hauled - Approx. (Tons)			1300

960 Busti Ave.
Buffalo, New York 14213

Photo Log

Date:	Wednesday, June 15, 2022
Site Name:	Pillgrim Village - Senior Site #C915363

Photo 1

Decomissioned groundwater well at the Southwest edge of the site.

Photo 2

South facing - Western edge of wall during the beginning of its excavation process.

960 Busti Ave.
Buffalo, New York 14213

Community Air Monitoring Program Data

Date:	Wednesday, June 15, 2022				
Site Name:	Pillgrim Village - Senior Site #C915363				
Upwind Data		Downwind Data			Delta
Time	PM 10 - 15 min AVG (µg/m³)	Time	PM 10 - 15 min AVG (µg/m³)	VOC	PM 10 - 15m AVG (µg/m³)
				0	0
				0	0
				0	0
				0	0
				0	0
				0	0
				0	0
				0	0
				0	0
				0	0
				0	0
				0	0
				0	0
				0	0
				0	0
				0	0
				0	0
				0	0
				0	0
				0	0
				0	0
				0	0
				0	0
				0	0
				0	0
				0	0
				0	0
				0	0
				0	0
				0	0
				0	0
				0	0
				0	0
				0	0
				0	0
				0	0
				0	0
				0	0
				0	0

***Particulate Threshold PM 10 15minute average = 100µg/m³ above background**

960 Busti Ave.
Buffalo, New York 14213

Work Location Map

Date:	Wednesday, June 15, 2022
Site Name:	Pillgrim Village - Senior Site #C915363

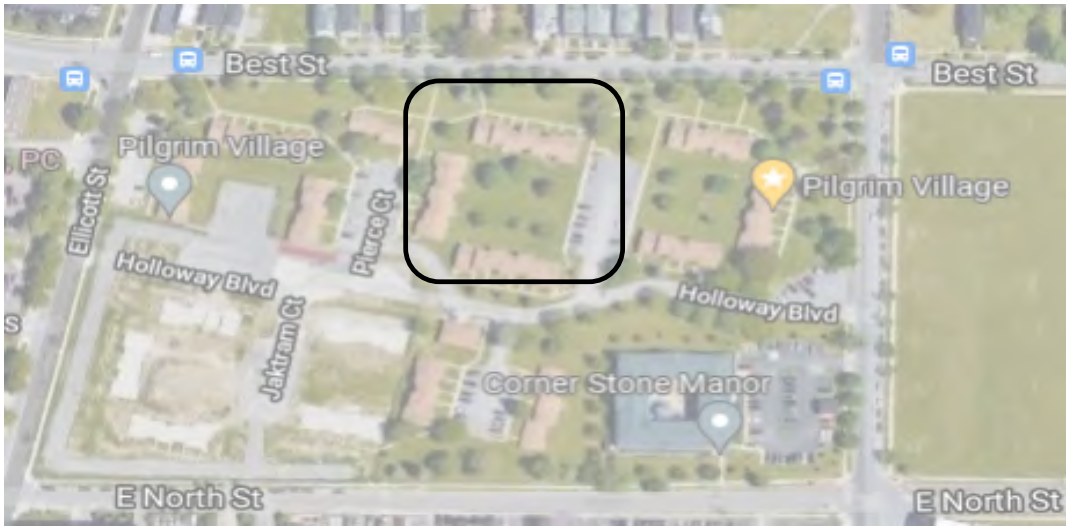

Legend	
UW	Dust monitor location (Upwind)
DW	Dust monitor location (Downwind)
	Work Location

960 Busti Ave.
Buffalo, New York 14213

Daily Field Report

Date:	Thursday, June 16, 2022
Site Name:	Pillgrim Village - Senior Site #C915363
Location:	1100 Michigan Ave Buffalo NY
Contractor/Sub-Contractor:	Kulbacks
Weather Conditions:	Partial Clouds 86 °F SW 18 mph

Description of Work Performed:

Containiminated soil is being excavated and hauled off site to the Tonawanda landfill along the Western edge of site as well as the upper Northeastern corner of site where samples previously failed.

Due to unforseen circumstances with air monitors, both were down for the day. With this issue being noted, the BE3 ensured proper precautions were being taken to reduce dust pick up. Kulback's water truck was operational for the full day as well as discussing entry and exit speed with the truckers.

Problems/Observations	None.
Health and Saftey Concerns:	None.
Contractor Work Force:	Kulbacks - 1 supervisor 2 operators 1 laboroer Niagara P&M - 1 supervisor, 1 engineer, 3 laborers
Contractor Equipment	Kulbacks - 2 excavators 2 dozers, 1 roller 1 skidster United Rentals water truck

Attachments : Daily report, Photo Log, Air Monitoring Report, Work Location Map

Inspectors Name	Sydney Deck

960 Busti Ave.
Buffalo, New York 14213

Daily Field Report Continued

Date:	Thursday, June 16, 2022		
Site Name:	Pillgrim Village - Senior Site #C915363		
Location:	1100 Michigan Ave Buffalo NY		
Work Performed Continued			
Imported Material		Loads:	Amount (Tons)
Exported Material	Destination	Loads:	Amount (Tons)
Containiminated Soil	Tonawanda Landfill	14	280
Total Material Hauled - Approx. (Tons)			280

960 Busti Ave.
Buffalo, New York 14213

Photo Log

Date:	Thursday, June 16, 2022
Site Name:	Pillgrim Village - Senior Site #C915363

Photo 1

North facing - Remainder of west edge of site being excavated.

960 Busti Ave.
Buffalo, New York 14213

BRYDGES ENGINEERING
IN ENVIRONMENT AND ENERGY, DPC

Community Air Monitoring Program Data

Date:	Thursday, June 16, 2022				
Site Name:	Pillgrim Village - Senior Site #C915363				
Upwind Data		Downwind Data			Delta
Time	PM 10 - 15 min AVG (µg/m³)	Time	PM 10 - 15 min AVG (µg/m³)	VOC	PM 10 - 15m AVG (µg/m³)
				0	0
				0	0
				0	0
				0	0
				0	0
				0	0
				0	0
				0	0
				0	0
				0	0
				0	0
				0	0
				0	0
				0	0
				0	0
				0	0
				0	0
				0	0
				0	0
				0	0
				0	0
				0	0
				0	0
				0	0
				0	0
				0	0
				0	0
				0	0
				0	0
				0	0
				0	0
				0	0
				0	0
				0	0
				0	0
				0	0
				0	0
				0	0
				0	0
***Particulate Threshold PM 10 15minute average = 100µg/m³ above background**					

960 Busti Ave.
Buffalo, New York 14213

Work Location Map

Date:	Thursday, June 16, 2022
Site Name:	Pillgrim Village - Senior Site #C915363

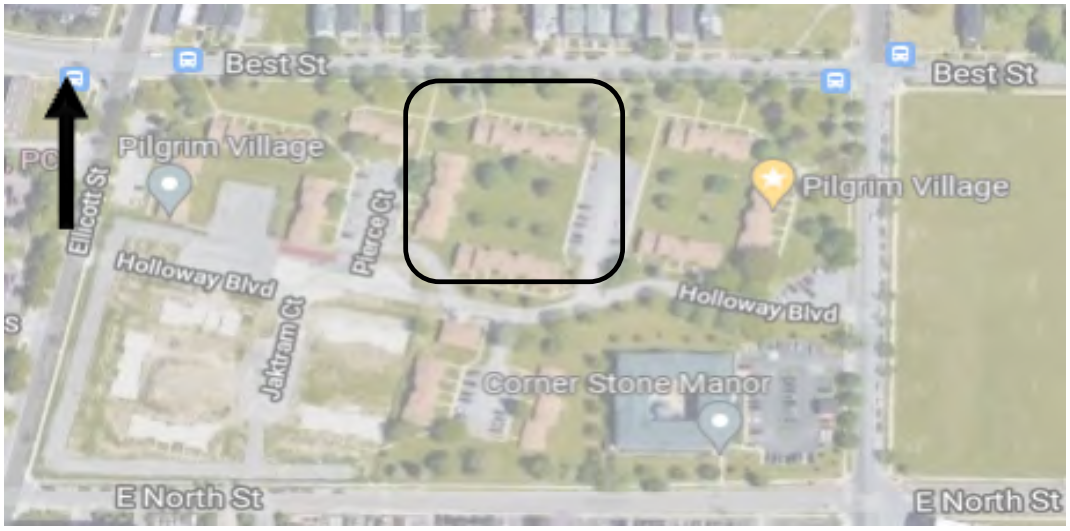

Legend	
UW	Dust monitor location (Upwind)
DW	Dust monitor location (Downwind)
	Work Location

960 Busti Ave.
Buffalo, New York 14213

Daily Field Report

Date:	Friday, June 17, 2022
Site Name:	Pillgrim Village - Senior Site #C915363
Location:	1100 Michigan Ave Buffalo NY
Contractor/Sub-Contractor:	Kulbacks
Weather Conditions:	Sunny 63 °F NW 18 mph

Description of Work Performed:

No remediation work being done on site.

Dust monitors were set up and runing throughout the day. No exceedances recorded.

Problems/Observations	None.
Health and Saftey Concerns:	None.
Contractor Work Force:	Kulbacks - 1 supervisor 2 operators 1 laboroer Niagara P&M - 1 supervisor, 1 engineer, 3 laborers
Contractor Equipment	Kulbacks - 2 excavators 2 dozers, 1 roller 1 skidster United Rentals water truck

Attachments : Daily report, Photo Log, Air Monitoring Report, Work Location Map

Inspectors Name	Sydney Deck

960 Busti Ave.
Buffalo, New York 14213

Daily Field Report Continued

Date:	Friday, June 17, 2022		
Site Name:	Pillgrim Village - Senior Site #C915363		
Location:	1100 Michigan Ave Buffalo NY		
Work Performed Continued			
Imported Material		Loads:	Amount (Tons)
Exported Material	Destination	Loads:	Amount (Tons)
Total Material Hauled - Approx. (Tons)			0

960 Busti Ave.
Buffalo, New York 14213

Photo Log

Date:	Friday, June 17, 2022
Site Name:	Pillgrim Village - Senior Site #C915363

Photo 1

No remediation work being done at this time.

960 Busti Ave.
Buffalo, New York 14213

Community Air Monitoring Program Data

Date:		Friday, June 17, 2022			
Site Name:		Pillgrim Village - Senior Site #C915363			
Upwind Data		Downwind Data			Delta
Time	PM 10 - 15 min AVG (µg/m³)	Time	PM 10 - 15 min AVG (µg/m³)	VOC	PM 10 - 15m AVG (µg/m³)
6/17/22 8:20 AM	34.6			0	-34.6
6/17/22 8:30 AM	38	6/17/22 8:30 AM	16.7	0	-21.3
6/17/22 8:40 AM	9.1	6/17/22 8:40 AM	98.8	0	89.7
6/17/22 8:50 AM	18.1	6/17/22 8:50 AM	32.4	0	14.3
6/17/22 9:00 AM	24.9	6/17/22 9:00 AM	15.8	0	-9.1
6/17/22 9:10 AM	30.4	6/17/22 9:10 AM	24.9	0	-5.5
6/17/22 9:20 AM	7.9	6/17/22 9:20 AM	34.2	0	26.3
6/17/22 9:30 AM	7	6/17/22 9:30 AM	25.4	0	18.4
6/17/22 9:40 AM	22.9	6/17/22 9:40 AM	24.8	0	1.9
6/17/22 9:50 AM	27	6/17/22 9:50 AM	20	0	-7
6/17/22 10:00 AM	10.4	6/17/22 10:00 AM	20.4	0	10
6/17/22 10:10 AM	12	6/17/22 10:10 AM	32.1	0	20.1
6/17/22 10:20 AM	14.5	6/17/22 10:20 AM	13.7	0	-0.8
6/17/22 10:30 AM	19.4	6/17/22 10:30 AM	18.1	0	-1.3
6/17/22 10:40 AM	16	6/17/22 10:40 AM	20.2	0	4.2
6/17/22 10:50 AM	12	6/17/22 10:50 AM	29.5	0	17.5
6/17/22 11:00 AM	12.1	6/17/22 11:00 AM	35.1	0	23
6/17/22 11:10 AM	9.8	6/17/22 11:10 AM	23.7	0	13.9
6/17/22 11:20 AM	11.5	6/17/22 11:20 AM	22.6	0	11.1
6/17/22 11:30 AM	9.2	6/17/22 11:30 AM	40.3	0	31.1
6/17/22 11:40 AM	9.5	6/17/22 11:40 AM	47.7	0	38.2
6/17/22 11:50 AM	7.7	6/17/22 11:50 AM	43.5	0	35.8
6/17/22 12:00 PM	5.3	6/17/22 12:00 PM	22.6	0	17.3
6/17/22 12:10 PM	9.5	6/17/22 12:10 PM	59.9	0	50.4
6/17/22 12:20 PM	13.8	6/17/22 12:20 PM	60	0	46.2
6/17/22 12:30 PM	19.7	6/17/22 12:30 PM	46.2	0	26.5
6/17/22 12:40 PM	11.1	6/17/22 12:40 PM	33.2	0	22.1
6/17/22 12:50 PM	21.6	6/17/22 12:50 PM	49.7	0	28.1
6/17/22 1:00 PM	58.8	6/17/22 1:00 PM	66.3	0	7.5
6/17/22 1:10 PM	54.7	6/17/22 1:10 PM	117.2	0	62.5
6/17/22 1:20 PM	24.3	6/17/22 1:20 PM	57.2	0	32.9
6/17/22 1:30 PM	50	6/17/22 1:30 PM	44	0	-6
6/17/22 1:40 PM	23	6/17/22 1:40 PM	91.9	0	68.9
6/17/22 1:50 PM	16.1	6/17/22 1:50 PM	83	0	66.9

*****Particulate Threshold PM 10 15minute average = 100µg/m³ above background***

960 Busti Ave.
Buffalo, New York 14213

Work Location Map

Date:	Friday, June 17, 2022
Site Name:	Pillgrim Village - Senior Site #C915363

Legend	
UW	Dust monitor location (Upwind)
DW	Dust monitor location (Downwind)
	Work Location

BRYDGES ENGINEERING
IN ENVIRONMENT AND ENERGY, DPC

960 Busti Ave.
Buffalo, New York 14213

Daily Field Report

Date:	Monday, June 20, 2022
Site Name:	Pillgrim Village - Senior Site #C915363
Location:	1100 Michigan Ave Buffalo NY
Contractor/Sub-Contractor:	Kulbacks
Weather Conditions:	Mostly Cloudy 77 ˚F SW 7 mph

Description of Work Performed:

No remediation work being done on site.

Dust monitors were set up and running throughout the day. Three exceedances were recorded at 11AM, 1:40 PM and 1:50PM. Issue immediately mediated by discussing entrance and exit sped with truckers as well as deploying the water truck to wet the area affected most.

Problems/Observations	None.
Health and Saftey Concerns:	None.
Contractor Work Force:	Kulbacks - 1 supervisor 2 operators 1 laboroer Niagara P&M - 1 supervisor, 1 engineer, 3 laborers
Contractor Equipment	Kulbacks - 2 excavators 2 dozers, 1 roller 1 skidster United Rentals water truck

Attachments : Daily report, Photo Log, Air Monitoring Report, Work Location Map

Inspectors Name	Sydney Deck

960 Busti Ave.
Buffalo, New York 14213

Daily Field Report Continued

Date:	Monday, June 20, 2022
Site Name:	Pillgrim Village - Senior Site #C915363
Location:	1100 Michigan Ave Buffalo NY
Work Performed Continued	

Imported Material		Loads:	Amount (Tons)
LaFarge Stone		28	597.77
Exported Material	Destination	Loads:	Amount (Tons)
Total Material Hauled - Approx. (Tons)			0

960 Busti Ave.
Buffalo, New York 14213

Photo Log

Date:	Monday, June 20, 2022
Site Name:	Pillgrim Village - Senior Site #C915363

Photo 1

No remediation work being done at this time.

960 Busti Ave.
Buffalo, New York 14213

Community Air Monitoring Program Data

Date:	Monday, June 20, 2022				
Site Name:	Pillgrim Village - Senior Site #C915363				
Upwind Data		Downwind Data			Delta
Time	PM 10 - 15 min AVG (µg/m³)	Time	PM 10 - 15 min AVG (µg/m³)	VOC	PM 10 - 15m AVG (µg/m³)
		6/20/22 7:30 AM	7.5	0	7.5
6/20/22 7:40 AM	7	6/20/22 7:40 AM	7.8	0	0.8
6/20/22 7:50 AM	4.6	6/20/22 7:50 AM	7.2	0	2.6
6/20/22 8:00 AM	1.9	6/20/22 8:00 AM	4.2	0	2.3
6/20/22 8:10 AM	2.6	6/20/22 8:10 AM	4	0	1.4
6/20/22 8:20 AM	2.3	6/20/22 8:20 AM	4.9	0	2.6
6/20/22 8:30 AM	7.9	6/20/22 8:30 AM	4.3	0	-3.6
6/20/22 8:40 AM	9.1	6/20/22 8:40 AM	4.5	0	-4.6
6/20/22 8:50 AM	3	6/20/22 8:50 AM	5.1	0	2.1
6/20/22 9:00 AM	13.5	6/20/22 9:00 AM	4.3	0	-9.2
6/20/22 9:10 AM	24.5	6/20/22 9:10 AM	4.5	0	-20
6/20/22 9:20 AM	25.6	6/20/22 9:20 AM	4.8	0	-20.8
6/20/22 9:30 AM	3.4	6/20/22 9:30 AM	5.6	0	2.2
6/20/22 9:40 AM	1.6	6/20/22 9:40 AM	2.8	0	1.2
6/20/22 9:50 AM	15.5	6/20/22 9:50 AM	6.5	0	-9
6/20/22 10:00 AM	16.5	6/20/22 10:00 AM	6	0	-10.5
6/20/22 10:10 AM	2.8	6/20/22 10:10 AM	13	0	10.2
6/20/22 10:20 AM	32.7	6/20/22 10:20 AM	25.3	0	-7.4
6/20/22 10:30 AM	42.9	6/20/22 10:30 AM	12.2	0	-30.7
6/20/22 10:40 AM	34.4	6/20/22 10:40 AM	7.8	0	-26.6
6/20/22 10:50 AM	2.3	6/20/22 10:50 AM	83.3	0	81
6/20/22 11:00 AM	2.1	6/20/22 11:00 AM	171.9	0	169.8
6/20/22 11:10 AM	1.9	6/20/22 11:10 AM	12.4	0	10.5
6/20/22 11:20 AM	3.4	6/20/22 11:20 AM	13.7	0	10.3
6/20/22 11:30 AM	121.3	6/20/22 11:30 AM	24.9	0	-96.4
6/20/22 11:40 AM	39.7	6/20/22 11:40 AM	31.4	0	-8.3
6/20/22 11:50 AM	12.1	6/20/22 11:50 AM	47.4	0	35.3
6/20/22 12:00 PM	27	6/20/22 12:00 PM	22.7	0	-4.3
6/20/22 12:10 PM	26.7	6/20/22 12:10 PM	8.5	0	-18.2
6/20/22 12:20 PM	2	6/20/22 12:20 PM	48.7	0	46.7
6/20/22 12:30 PM	16.3	6/20/22 12:30 PM	9.9	0	-6.4
6/20/22 12:40 PM	18.6	6/20/22 12:40 PM	25.4	0	6.8
6/20/22 12:50 PM	1.3	6/20/22 12:50 PM	22.9	0	21.6
6/20/22 1:00 PM	1.7	6/20/22 1:00 PM	11.1	0	9.4
6/20/22 1:10 PM	4.8	6/20/22 1:10 PM	24.6	0	19.8
6/20/22 1:20 PM	49.7	6/20/22 1:20 PM	68.6	0	18.9
6/20/22 1:30 PM	31.6	6/20/22 1:30 PM	70.9	0	39.3
6/20/22 1:40 PM	12.1	6/20/22 1:40 PM	132.4	0	120.3
6/20/22 1:50 PM	3.1	6/20/22 1:50 PM	180.6	0	177.5
6/20/22 2:00 PM	2.5	6/20/22 2:00 PM	68.3	0	65.8
6/20/22 2:10 PM	3.6	6/20/22 2:10 PM	59	0	55.4
6/20/22 2:20 PM	3.6	6/20/22 2:20 PM	50.7	0	47.1
6/20/22 2:30 PM	2.8	6/20/22 2:30 PM	102.1	0	99.3
6/20/22 2:40 PM	3.1	6/20/22 2:40 PM	78.6	0	75.5
6/20/22 2:50 PM	3.6	6/20/22 2:50 PM	29.1	0	25.5
6/20/22 3:00 PM	3.5	6/20/22 3:00 PM	21.5	0	18
6/20/22 3:10 PM	3.1	6/20/22 3:10 PM	15.4	0	12.3
6/20/22 3:20 PM	2.4	6/20/22 3:20 PM	40.7	0	38.3
6/20/22 3:20 PM	40.7			0	-40.7

*****Particulate Threshold PM 10 15minute average = 100µg/m³ above background***

960 Busti Ave.
Buffalo, New York 14213

Work Location Map

Date:	Monday, June 20, 2022
Site Name:	Pillgrim Village - Senior Site #C915363

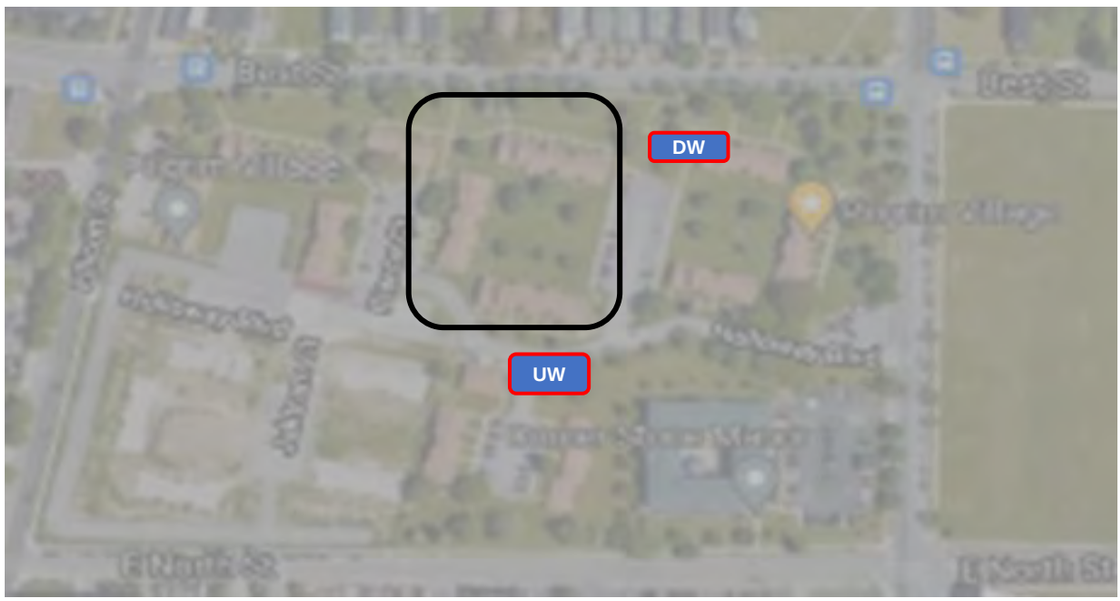

Legend	
UW	Dust monitor location (Upwind)
DW	Dust monitor location (Downwind)
	Work Location

BRYDGES ENGINEERING
IN ENVIRONMENT AND ENERGY, DPC

960 Busti Ave.
Buffalo, New York 14213

Daily Field Report

Date:	Tuesday, June 21, 2022
Site Name:	Pillgrim Village - Senior Site #C915363
Location:	1100 Michigan Ave Buffalo NY
Contractor/Sub-Contractor:	Kulbacks
Weather Conditions:	Partially Cloudy 75 ˚F SW 16 mph
Description of Work Performed: No remediation work being done on site. Dust monitors were set up and running throughout the day. No exceedances recorded.	
Problems/Observations	None.
Health and Saftey Concerns:	None.
Contractor Work Force:	Kulbacks - 1 supervisor 2 operators 1 laboroer Niagara P&M - 1 supervisor, 1 engineer, 3 laborers
Contractor Equipment	Kulbacks - 2 excavators 2 dozers, 1 roller 1 skidster United Rentals water truck
Attachments : Daily report, Photo Log, Air Monitoring Report, Work Location Map	
Inspectors Name	Sydney Deck

960 Busti Ave.
Buffalo, New York 14213

Daily Field Report Continued

Date:	Tuesday, June 21, 2022
Site Name:	Pillgrim Village - Senior Site #C915363
Location:	1100 Michigan Ave Buffalo NY
Work Performed Continued	

Imported Material		Loads:	Amount (Tons)
LaFarge Stone		26	541.8
Exported Material	Destination	Loads:	Amount (Tons)
Total Material Hauled - Approx. (Tons)			0

960 Busti Ave.
Buffalo, New York 14213

Photo Log

Date:	Tuesday, June 21, 2022
Site Name:	Pillgrim Village - Senior Site #C915363

Photo 1

No remediation work being done at this time.

960 Busti Ave.
Buffalo, New York 14213

Community Air Monitoring Program Data

Date:	Tuesday, June 21, 2022				
Site Name:	Pillgrim Village - Senior Site #C915363				
Upwind Data		Downwind Data			Delta
Time	PM 10 - 15 min AVG (µg/m³)	Time	PM 10 - 15 min AVG (µg/m³)	VOC	PM 10 - 15m AVG (µg/m³)
		6/21/22 7:20 AM	0	0	0
6/21/22 7:30 AM	4.5	6/21/22 7:30 AM	1.2	0	-3.3
6/21/22 7:40 AM	4.8	6/21/22 7:40 AM	4.3	0	-0.5
6/21/22 7:50 AM	4.6	6/21/22 7:50 AM	6.4	0	1.8
6/21/22 8:00 AM	4.6	6/21/22 8:00 AM	6.6	0	2
6/21/22 8:10 AM	5.2	6/21/22 8:10 AM	6.4	0	1.2
6/21/22 8:20 AM	4.2	6/21/22 8:20 AM	6.6	0	2.4
6/21/22 8:30 AM	4.3	6/21/22 8:30 AM	6.7	0	2.4
6/21/22 8:40 AM	4.2	6/21/22 8:40 AM	6.4	0	2.2
6/21/22 8:50 AM	3.3	6/21/22 8:50 AM	6.3	0	3
6/21/22 9:00 AM	3.9	6/21/22 9:00 AM	5.8	0	1.9
6/21/22 9:10 AM	3.4	6/21/22 9:10 AM	6	0	2.6
6/21/22 9:20 AM	3.4	6/21/22 9:20 AM	6	0	2.6
6/21/22 9:30 AM	3.7	6/21/22 9:30 AM	6.3	0	2.6
6/21/22 9:40 AM	3.8	6/21/22 9:40 AM	6	0	2.2
6/21/22 9:50 AM	4	6/21/22 9:50 AM	6.4	0	2.4
6/21/22 10:00 AM	3.9	6/21/22 10:00 AM	6.5	0	2.6
6/21/22 10:10 AM	4.2	6/21/22 10:10 AM	7	0	2.8
6/21/22 10:20 AM	3.9	6/21/22 10:20 AM	7.6	0	3.7
6/21/22 10:30 AM	3.8	6/21/22 10:30 AM	6.8	0	3
6/21/22 10:40 AM	4.3	6/21/22 10:40 AM	17	0	12.7
6/21/22 10:50 AM	4.2	6/21/22 10:50 AM	16.9	0	12.7
6/21/22 11:00 AM	3.9	6/21/22 11:00 AM	6.2	0	2.3
6/21/22 11:10 AM	5.4	6/21/22 11:10 AM	7.9	0	2.5
6/21/22 11:20 AM	5.4	6/21/22 11:20 AM	95.9	0	90.5
6/21/22 11:30 AM	3	6/21/22 11:30 AM	41.8	0	38.8
6/21/22 11:40 AM	3.6	6/21/22 11:40 AM	29.3	0	25.7
6/21/22 11:50 AM	3	6/21/22 11:50 AM	21.6	0	18.6
6/21/22 12:00 PM	3.1	6/21/22 12:00 PM	24.9	0	21.8
6/21/22 12:10 PM	4.4	6/21/22 12:10 PM	16.8	0	12.4
6/21/22 12:20 PM	8.2	6/21/22 12:20 PM	14.4	0	6.2
6/21/22 12:30 PM	5.2	6/21/22 12:30 PM	13	0	7.8
6/21/22 12:40 PM	4.9	6/21/22 12:40 PM	22	0	17.1
6/21/22 12:50 PM	4.6	6/21/22 12:50 PM	29.1	0	24.5
6/21/22 1:00 PM	4.7	6/21/22 1:00 PM	18.3	0	13.6
6/21/22 1:10 PM	5.1	6/21/22 1:10 PM	30.8	0	25.7
6/21/22 1:20 PM	5.3	6/21/22 1:20 PM	26.9	0	21.6
6/21/22 1:30 PM	4.9	6/21/22 1:30 PM	14	0	9.1
6/21/22 1:40 PM	3.6	6/21/22 1:40 PM	7.7	0	4.1
6/21/22 1:50 PM	5.2	6/21/22 1:50 PM	10.5	0	5.3
6/21/22 2:00 PM	4.9	6/21/22 2:00 PM	12.7	0	7.8
6/21/22 2:10 PM	5.6	6/21/22 2:10 PM	17.5	0	11.9
6/21/22 2:20 PM	4.4	6/21/22 2:20 PM	10.7	0	6.3
6/21/22 2:30 PM	5.4	6/21/22 2:30 PM	10.4	0	5
6/21/22 2:40 PM	5.2	6/21/22 2:40 PM	23.6	0	18.4
6/21/22 2:50 PM	5	6/21/22 2:50 PM	13	0	8
6/21/22 3:00 PM	4.9	6/21/22 3:00 PM	15.5	0	10.6
6/21/22 3:10 PM	5.3	6/21/22 3:10 PM	16.7	0	11.4
6/21/22 3:20 PM	4.5	6/21/22 3:20 PM	13.7	0	9.2
*****Particulate Threshold PM 10 15minute average = 100µg/m³ above background***					

BRYDGES ENGINEERING
IN ENVIRONMENT AND ENERGY, DPC

960 Busti Ave.
Buffalo, New York 14213

Work Location Map

Date:	Tuesday, June 21, 2022
Site Name:	Pillgrim Village - Senior Site #C915363

Legend	
UW	Dust monitor location (Upwind)
DW	Dust monitor location (Downwind)
	Work Location

BRYDGES ENGINEERING
IN ENVIRONMENT AND ENERGY, DPC

960 Busti Ave.
Buffalo, New York 14213

Daily Field Report

Date:	Tuesday, June 21, 2022
Site Name:	Pillgrim Village - Senior Site #C915363
Location:	1100 Michigan Ave Buffalo NY
Contractor/Sub-Contractor:	Kulbacks
Weather Conditions:	Partially Cloudy 75 ˚F SW 16 mph
Description of Work Performed: No remediation work being done on site. Dust monitors were set up and running throughout the day. No exceedances recorded.	
Problems/Observations	None.
Health and Saftey Concerns:	None.
Contractor Work Force:	Kulbacks - 1 supervisor 2 operators 1 laboroer Niagara P&M - 1 supervisor, 1 engineer, 3 laborers
Contractor Equipment	Kulbacks - 2 excavators 2 dozers, 1 roller 1 skidster United Rentals water truck
Attachments : Daily report, Photo Log, Air Monitoring Report, Work Location Map	
Inspectors Name	Sydney Deck

960 Busti Ave.
Buffalo, New York 14213

Daily Field Report Continued

Date:	Tuesday, June 21, 2022
Site Name:	Pillgrim Village - Senior Site #C915363
Location:	1100 Michigan Ave Buffalo NY
Work Performed Continued	

Imported Material		Loads:	Amount (Tons)
LaFarge Stone		26	541.8
Exported Material	Destination	Loads:	Amount (Tons)
Total Material Hauled - Approx. (Tons)			0

960 Busti Ave.
Buffalo, New York 14213

Photo Log

Date:	Tuesday, June 21, 2022
Site Name:	Pillgrim Village - Senior Site #C915363

Photo 1

No remediation work being done at this time.

960 Busti Ave.
Buffalo, New York 14213

Community Air Monitoring Program Data

Date:	Tuesday, June 21, 2022				
Site Name:	Pillgrim Village - Senior Site #C915363				
Upwind Data		Downwind Data			Delta
Time	PM 10 - 15 min AVG (µg/m³)	Time	PM 10 - 15 min AVG (µg/m³)	VOC	PM 10 - 15m AVG (µg/m³)
		6/21/22 7:20 AM	0	0	0
6/21/22 7:30 AM	4.5	6/21/22 7:30 AM	1.2	0	-3.3
6/21/22 7:40 AM	4.8	6/21/22 7:40 AM	4.3	0	-0.5
6/21/22 7:50 AM	4.6	6/21/22 7:50 AM	6.4	0	1.8
6/21/22 8:00 AM	4.6	6/21/22 8:00 AM	6.6	0	2
6/21/22 8:10 AM	5.2	6/21/22 8:10 AM	6.4	0	1.2
6/21/22 8:20 AM	4.2	6/21/22 8:20 AM	6.6	0	2.4
6/21/22 8:30 AM	4.3	6/21/22 8:30 AM	6.7	0	2.4
6/21/22 8:40 AM	4.2	6/21/22 8:40 AM	6.4	0	2.2
6/21/22 8:50 AM	3.3	6/21/22 8:50 AM	6.3	0	3
6/21/22 9:00 AM	3.9	6/21/22 9:00 AM	5.8	0	1.9
6/21/22 9:10 AM	3.4	6/21/22 9:10 AM	6	0	2.6
6/21/22 9:20 AM	3.4	6/21/22 9:20 AM	6	0	2.6
6/21/22 9:30 AM	3.7	6/21/22 9:30 AM	6.3	0	2.6
6/21/22 9:40 AM	3.8	6/21/22 9:40 AM	6	0	2.2
6/21/22 9:50 AM	4	6/21/22 9:50 AM	6.4	0	2.4
6/21/22 10:00 AM	3.9	6/21/22 10:00 AM	6.5	0	2.6
6/21/22 10:10 AM	4.2	6/21/22 10:10 AM	7	0	2.8
6/21/22 10:20 AM	3.9	6/21/22 10:20 AM	7.6	0	3.7
6/21/22 10:30 AM	3.8	6/21/22 10:30 AM	6.8	0	3
6/21/22 10:40 AM	4.3	6/21/22 10:40 AM	17	0	12.7
6/21/22 10:50 AM	4.2	6/21/22 10:50 AM	16.9	0	12.7
6/21/22 11:00 AM	3.9	6/21/22 11:00 AM	6.2	0	2.3
6/21/22 11:10 AM	5.4	6/21/22 11:10 AM	7.9	0	2.5
6/21/22 11:20 AM	5.4	6/21/22 11:20 AM	95.9	0	90.5
6/21/22 11:30 AM	3	6/21/22 11:30 AM	41.8	0	38.8
6/21/22 11:40 AM	3.6	6/21/22 11:40 AM	29.3	0	25.7
6/21/22 11:50 AM	3	6/21/22 11:50 AM	21.6	0	18.6
6/21/22 12:00 PM	3.1	6/21/22 12:00 PM	24.9	0	21.8
6/21/22 12:10 PM	4.4	6/21/22 12:10 PM	16.8	0	12.4
6/21/22 12:20 PM	8.2	6/21/22 12:20 PM	14.4	0	6.2
6/21/22 12:30 PM	5.2	6/21/22 12:30 PM	13	0	7.8
6/21/22 12:40 PM	4.9	6/21/22 12:40 PM	22	0	17.1
6/21/22 12:50 PM	4.6	6/21/22 12:50 PM	29.1	0	24.5
6/21/22 1:00 PM	4.7	6/21/22 1:00 PM	18.3	0	13.6
6/21/22 1:10 PM	5.1	6/21/22 1:10 PM	30.8	0	25.7
6/21/22 1:20 PM	5.3	6/21/22 1:20 PM	26.9	0	21.6
6/21/22 1:30 PM	4.9	6/21/22 1:30 PM	14	0	9.1
6/21/22 1:40 PM	3.6	6/21/22 1:40 PM	7.7	0	4.1
6/21/22 1:50 PM	5.2	6/21/22 1:50 PM	10.5	0	5.3
6/21/22 2:00 PM	4.9	6/21/22 2:00 PM	12.7	0	7.8
6/21/22 2:10 PM	5.6	6/21/22 2:10 PM	17.5	0	11.9
6/21/22 2:20 PM	4.4	6/21/22 2:20 PM	10.7	0	6.3
6/21/22 2:30 PM	5.4	6/21/22 2:30 PM	10.4	0	5
6/21/22 2:40 PM	5.2	6/21/22 2:40 PM	23.6	0	18.4
6/21/22 2:50 PM	5	6/21/22 2:50 PM	13	0	8
6/21/22 3:00 PM	4.9	6/21/22 3:00 PM	15.5	0	10.6
6/21/22 3:10 PM	5.3	6/21/22 3:10 PM	16.7	0	11.4
6/21/22 3:20 PM	4.5	6/21/22 3:20 PM	13.7	0	9.2
*****Particulate Threshold PM 10 15minute average = 100µg/m³ above background***					

BRYDGES ENGINEERING
IN ENVIRONMENT AND ENERGY, DPC

960 Busti Ave.
Buffalo, New York 14213

Work Location Map

Date:	Tuesday, June 21, 2022
Site Name:	Pillgrim Village - Senior Site #C915363

Legend	
UW	Dust monitor location (Upwind)
DW	Dust monitor location (Downwind)
	Work Location

BRYDGES ENGINEERING
IN ENVIRONMENT AND ENERGY, DPC

960 Busti Ave.
Buffalo, New York 14213

Daily Field Report

Date:	Wednesday, June 22, 2022
Site Name:	Pillgrim Village - Senior Site #C915363
Location:	1100 Michigan Ave Buffalo NY
Contractor/Sub-Contractor:	Kulbacks
Weather Conditions:	Mostly cloudy 75 ˚F SW 16 mph

Description of Work Performed:

No remediation work being done on site.

Dust monitors were set up and running throughout the day. No exceedances recorded.

Problems/Observations	None.
Health and Saftey Concerns:	None.
Contractor Work Force:	Kulbacks - 1 supervisor 2 operators 1 laboroer Niagara P&M - 1 supervisor, 1 engineer, 3 laborers
Contractor Equipment	Kulbacks - 2 excavators 2 dozers, 1 roller 1 skidster United Rentals water truck

Attachments : Daily report, Photo Log, Air Monitoring Report, Work Location Map

Inspectors Name	Sydney Deck

960 Busti Ave.
Buffalo, New York 14213

Daily Field Report Continued

Date:	Wednesday, June 22, 2022
Site Name:	Pillgrim Village - Senior Site #C915363
Location:	1100 Michigan Ave Buffalo NY
Work Performed Continued	

Imported Material		Loads:	Amount (Tons)
LaFarge Stone		41	873.2
Exported Material	Destination	Loads:	Amount (Tons)
Total Material Hauled - Approx. (Tons)			0

960 Busti Ave.
Buffalo, New York 14213

Photo Log

Date:	Wednesday, June 22, 2022
Site Name:	Pillgrim Village - Senior Site #C915363

Photo 1

No remediation work being done at this time.

960 Busti Ave.
Buffalo, New York 14213

Community Air Monitoring Program Data

Date:	Wednesday, June 22, 2022				
Site Name:	Pillgrim Village - Senior Site #C915363				
Upwind Data		Downwind Data			Delta
Time	PM 10 - 15 min AVG (µg/m³)	Time	PM 10 - 15 min AVG (µg/m³)	VOC	PM 10 - 15m AVG (µg/m³)
6/22/22 9:10 AM	6.1	6/22/22 9:10 AM	25.7	0	19.6
6/22/22 9:20 AM	15.2	6/22/22 9:20 AM	17.3	0	2.1
6/22/22 9:30 AM	12.4	6/22/22 9:30 AM	18.8	0	6.4
6/22/22 9:40 AM	7.3	6/22/22 9:40 AM	22.5	0	15.2
6/22/22 9:50 AM	5.1	6/22/22 9:50 AM	13.9	0	8.8
6/22/22 10:00 AM	7.2	6/22/22 10:00 AM	18.5	0	11.3
6/22/22 10:10 AM	7.2	6/22/22 10:10 AM	30.8	0	23.6
6/22/22 10:20 AM	6.7	6/22/22 10:20 AM	29.4	0	22.7
6/22/22 10:30 AM	15.2	6/22/22 10:30 AM	15.8	0	0.6
6/22/22 10:40 AM	7.3	6/22/22 10:40 AM	10.5	0	3.2
6/22/22 10:50 AM	5.1	6/22/22 10:50 AM	9.7	0	4.6
6/22/22 11:00 AM	4.8	6/22/22 11:00 AM	15.1	0	10.3
6/22/22 11:10 AM	5.6	6/22/22 11:10 AM	12.1	0	6.5
6/22/22 11:20 AM	5.9	6/22/22 11:20 AM	16.5	0	10.6
6/22/22 11:30 AM	6.5	6/22/22 11:30 AM	16.1	0	9.6
6/22/22 11:40 AM	18.6	6/22/22 11:40 AM	11	0	-7.6
6/22/22 11:50 AM	23.8	6/22/22 11:50 AM	12.2	0	-11.6
6/22/22 12:00 PM	6.2	6/22/22 12:00 PM	10.5	0	4.3
6/22/22 12:10 PM	13.4	6/22/22 12:10 PM	19.5	0	6.1
6/22/22 12:20 PM	6.7	6/22/22 12:20 PM	25.5	0	18.8
6/22/22 12:30 PM	6.8	6/22/22 12:30 PM	20.1	0	13.3
6/22/22 12:40 PM	8.6	6/22/22 12:40 PM	21.9	0	13.3
6/22/22 12:50 PM	6.3	6/22/22 12:50 PM	48.8	0	42.5
6/22/22 1:00 PM	7.2	6/22/22 1:00 PM	53.3	0	46.1
6/22/22 1:10 PM	7.5	6/22/22 1:10 PM	24.7	0	17.2
6/22/22 1:20 PM	7.1	6/22/22 1:20 PM	18.2	0	11.1
6/22/22 1:30 PM	6.6	6/22/22 1:30 PM	12.5	0	5.9
6/22/22 1:40 PM	7	6/22/22 1:40 PM	18.4	0	11.4
6/22/22 1:50 PM	6.5	6/22/22 1:50 PM	35	0	28.5
6/22/22 2:00 PM	6.7	6/22/22 2:00 PM	26.6	0	19.9
6/22/22 2:10 PM	6.9	6/22/22 2:10 PM	20.2	0	13.3
		6/22/22 2:20 PM	26.4	0	26.4
Particulate Threshold PM 10 15minute average = 100µg/m³ above background					

960 Busti Ave.
Buffalo, New York 14213

Work Location Map

Date:	Wednesday, June 22, 2022
Site Name:	Pillgrim Village - Senior Site #C915363

Legend	
UW	Dust monitor location (Upwind)
DW	Dust monitor location (Downwind)
	Work Location

960 Busti Ave.
Buffalo, New York 14213

Daily Field Report

Date:	Thursday, June 23, 2022
Site Name:	Pillgrim Village - Senior Site #C915363
Location:	1100 Michigan Ave Buffalo NY
Contractor/Sub-Contractor:	Kulbacks
Weather Conditions:	Partial Clouds 72 ˚F W 8 mph
Description of Work Performed: No remediation work being done on site. Dust monitors were set up and running throughout the day. No exceedances recorded.	
Problems/Observations	None.
Health and Saftey Concerns:	None.
Contractor Work Force:	Kulbacks - 1 supervisor 2 operators 1 laboroer Niagara P&M - 1 supervisor, 1 engineer, 3 laborers
Contractor Equipment	Kulbacks - 2 excavators 2 dozers, 1 roller 1 skidster United Rentals water truck
Attachments : Daily report, Photo Log, Air Monitoring Report, Work Location Map	
Inspectors Name	Sydney Deck

960 Busti Ave.
Buffalo, New York 14213

Daily Field Report Continued

Date:	Thursday, June 23, 2022		
Site Name:	Pillgrim Village - Senior Site #C915363		
Location:	1100 Michigan Ave Buffalo NY		
Work Performed Continued			
Imported Material		Loads:	Amount (Tons)
Exported Material	Destination	Loads:	Amount (Tons)
Total Material Hauled - Approx. (Tons)			0

960 Busti Ave.
Buffalo, New York 14213

Photo Log

Date:	Thursday, June 23, 2022
Site Name:	Pillgrim Village - Senior Site #C915363

Photo 1

No remediation work being done at this time.

960 Busti Ave.
Buffalo, New York 14213

Community Air Monitoring Program Data

Date:	Thursday, June 23, 2022
Site Name:	Pillgrim Village - Senior Site #C915363

Upwind Data		Downwind Data			Delta
Time	PM 10 - 15 min AVG (µg/m³)	Time	PM 10 - 15 min AVG (µg/m³)	VOC	PM 10 - 15m AVG (µg/m³)
6/23/22 8:30 AM	0			0	0
6/23/22 8:40 AM	0	6/23/22 8:40 AM	0	0	0
6/23/22 8:50 AM	0	6/23/22 8:50 AM	0	0	0
6/23/22 9:00 AM	0	6/23/22 9:00 AM	0	0	0
6/23/22 9:10 AM	0	6/23/22 9:10 AM	0	0	0
6/23/22 9:20 AM	0	6/23/22 9:20 AM	0	0	0
6/23/22 9:30 AM	0	6/23/22 9:30 AM	0.2	0	0.2
6/23/22 9:40 AM	0	6/23/22 9:40 AM	0.1	0	0.1
6/23/22 9:50 AM	0.1	6/23/22 9:50 AM	1.9	0	1.8
6/23/22 10:00 AM	0.2	6/23/22 10:00 AM	0.5	0	0.3
6/23/22 10:10 AM	0.8	6/23/22 10:10 AM	0.4	0	-0.4
6/23/22 10:20 AM	0.7	6/23/22 10:20 AM	0.5	0	-0.2
6/23/22 10:30 AM	5.5	6/23/22 10:30 AM	0.4	0	-5.1
6/23/22 10:40 AM	9.1	6/23/22 10:40 AM	1.3	0	-7.8
6/23/22 10:50 AM	3.5	6/23/22 10:50 AM	1.6	0	-1.9
6/23/22 11:00 AM	5.2	6/23/22 11:00 AM	1.4	0	-3.8
6/23/22 11:10 AM	5.3	6/23/22 11:10 AM	0.6	0	-4.7
6/23/22 11:20 AM	4.8	6/23/22 11:20 AM	1.2	0	-3.6
6/23/22 11:30 AM	9.4	6/23/22 11:30 AM	1.5	0	-7.9
6/23/22 11:40 AM	9.2	6/23/22 11:40 AM	1.9	0	-7.3
6/23/22 11:50 AM	11.1	6/23/22 11:50 AM	1.3	0	-9.8
6/23/22 12:00 PM	3.3	6/23/22 12:00 PM	1.1	0	-2.2
6/23/22 12:10 PM	6.7	6/23/22 12:10 PM	1	0	-5.7
6/23/22 12:20 PM	7.8	6/23/22 12:20 PM	3.6	0	-4.2
6/23/22 12:30 PM	11.2	6/23/22 12:30 PM	3.5	0	-7.7
6/23/22 12:40 PM	10.1	6/23/22 12:40 PM	10.7	0	0.6
6/23/22 12:50 PM	6.5	6/23/22 12:50 PM	33.8	0	27.3
6/23/22 1:00 PM	4.2	6/23/22 1:00 PM	4.6	0	0.4
6/23/22 1:10 PM	5.9	6/23/22 1:10 PM	5.9	0	0
6/23/22 1:20 PM	22.6	6/23/22 1:20 PM	10.1	0	-12.5
6/23/22 1:30 PM	19.8	6/23/22 1:30 PM	10.7	0	-9.1
6/23/22 1:40 PM	24.8	6/23/22 1:40 PM	2.2	0	-22.6
6/23/22 1:50 PM	20.2	6/23/22 1:50 PM	3.4	0	-16.8
6/23/22 2:00 PM	5.1	6/23/22 2:00 PM	5.1	0	0
6/23/22 2:10 PM	6.5	6/23/22 2:10 PM	6.2	0	-0.3
6/23/22 2:20 PM	5.9	6/23/22 2:20 PM	4.1	0	-1.8
6/23/22 2:30 PM	4.4	6/23/22 2:30 PM	16.1	0	11.7
6/23/22 2:40 PM	4	6/23/22 2:40 PM	6	0	2
6/23/22 2:50 PM	16.4	6/23/22 2:50 PM	2.7	0	-13.7

*****Particulate Threshold PM 10 15minute average = 100µg/m³ above background***

960 Busti Ave.
Buffalo, New York 14213

Work Location Map

Date:	Thursday, June 23, 2022
Site Name:	Pillgrim Village - Senior Site #C915363

Legend	
UW	Dust monitor location (Upwind)
DW	Dust monitor location (Downwind)
	Work Location

960 Busti Ave.
Buffalo, New York 14213

Daily Field Report

Date:	Friday, June 24, 2022
Site Name:	Pillgrim Village - Senior Site #C915363
Location:	1100 Michigan Ave Buffalo NY
Contractor/Sub-Contractor:	Kulbacks
Weather Conditions:	Sunny 63 ˚F NW 18 mph

Description of Work Performed:

No remediation work being done on site.

Dust monitors were set up and runing throughout the day. No exceedances recorded.

Problems/Observations	None.
Health and Saftey Concerns:	None.
Contractor Work Force:	Kulbacks - 1 supervisor 2 operators 1 laboroer Niagara P&M - 1 supervisor, 1 engineer, 3 laborers
Contractor Equipment	Kulbacks - 2 excavators 2 dozers, 1 roller 1 skidster United Rentals water truck

Attachments : Daily report, Photo Log, Air Monitoring Report, Work Location Map

Inspectors Name	Sydney Deck

960 Busti Ave.
Buffalo, New York 14213

Daily Field Report Continued

Date:	Friday, June 24, 2022		
Site Name:	Pillgrim Village - Senior Site #C915363		
Location:	1100 Michigan Ave Buffalo NY		
Work Performed Continued			
Imported Material		Loads:	Amount (Tons)
Exported Material	Destination	Loads:	Amount (Tons)
Total Material Hauled - Approx. (Tons)			0

960 Busti Ave.
Buffalo, New York 14213

Photo Log

Date:	Friday, June 24, 2022
Site Name:	Pillgrim Village - Senior Site #C915363

Photo 1

No remediation work being done at this time.

960 Busti Ave.
Buffalo, New York 14213

Community Air Monitoring Program Data

Date:	Friday, June 24, 2022				
Site Name:	Pillgrim Village - Senior Site #C915363				
Upwind Data		Downwind Data			Delta
Time	PM 10 - 15 min AVG (µg/m³)	Time	PM 10 - 15 min AVG (µg/m³)	VOC	PM 10 - 15m AVG (µg/m³)
		6/24/22 8:20 AM	5.1	0	5.1
6/24/22 8:30 AM	39.2	6/24/22 8:30 AM	4.4	0	-34.8
6/24/22 8:40 AM	33.9	6/24/22 8:40 AM	3.8	0	-30.1
6/24/22 8:50 AM	31.5	6/24/22 8:50 AM	3.4	0	-28.1
6/24/22 9:00 AM	1	6/24/22 9:00 AM	3.5	0	2.5
6/24/22 9:10 AM	2.8	6/24/22 9:10 AM	3	0	0.2
6/24/22 9:20 AM	1.8	6/24/22 9:20 AM	3.8	0	2
6/24/22 9:30 AM	2	6/24/22 9:30 AM	4.6	0	2.6
6/24/22 9:40 AM	25.3	6/24/22 9:40 AM	3.8	0	-21.5
6/24/22 9:50 AM	4.1	6/24/22 9:50 AM	3.9	0	-0.2
6/24/22 10:00 AM	3.7	6/24/22 10:00 AM	5.1	0	1.4
6/24/22 10:10 AM	16.8	6/24/22 10:10 AM	7.4	0	-9.4
6/24/22 10:20 AM	2.5	6/24/22 10:20 AM	6	0	3.5
6/24/22 10:30 AM	23	6/24/22 10:30 AM	7.5	0	-15.5
6/24/22 10:40 AM	24.8	6/24/22 10:40 AM	6.7	0	-18.1
6/24/22 10:50 AM	3.3	6/24/22 10:50 AM	6.3	0	3
6/24/22 11:00 AM	2	6/24/22 11:00 AM	5.4	0	3.4
6/24/22 11:10 AM	2.3	6/24/22 11:10 AM	6.3	0	4
6/24/22 11:20 AM	2	6/24/22 11:20 AM	10	0	8
6/24/22 11:30 AM	1.9	6/24/22 11:30 AM	12.7	0	10.8
6/24/22 11:40 AM	1.6	6/24/22 11:40 AM	15.3	0	13.7
6/24/22 11:50 AM	2.4	6/24/22 11:50 AM	14	0	11.6
6/24/22 12:00 PM	2.2	6/24/22 12:00 PM	9.6	0	7.4
6/24/22 12:10 PM	21.1	6/24/22 12:10 PM	6.6	0	-14.5
6/24/22 12:20 PM	1.5	6/24/22 12:20 PM	13.1	0	11.6
6/24/22 12:30 PM	3	6/24/22 12:30 PM	12.4	0	9.4
6/24/22 12:40 PM	3.1	6/24/22 12:40 PM	4.7	0	1.6
6/24/22 12:50 PM	2.2	6/24/22 12:50 PM	6.4	0	4.2
6/24/22 1:00 PM	8	6/24/22 1:00 PM	13.6	0	5.6
6/24/22 1:10 PM	6.2	6/24/22 1:10 PM	16.1	0	9.9
6/24/22 1:20 PM	5.4	6/24/22 1:20 PM	12.7	0	7.3
6/24/22 1:30 PM	6.5	6/24/22 1:30 PM	14.3	0	7.8
6/24/22 1:40 PM	2.9	6/24/22 1:40 PM	14.5	0	11.6
6/24/22 1:50 PM	21.4	6/24/22 1:50 PM	7.7	0	-13.7
6/24/22 2:00 PM	3.1	6/24/22 2:00 PM	10.6	0	7.5
6/24/22 2:10 PM	2.9	6/24/22 2:10 PM	9.3	0	6.4
6/24/22 2:20 PM	3	6/24/22 2:20 PM	25.9	0	22.9
6/24/22 2:30 PM	2.6	6/24/22 2:30 PM	29	0	26.4
6/24/22 2:40 PM	3.8	6/24/22 2:40 PM	18.1	0	14.3
6/24/22 2:50 PM	1.5	6/24/22 2:50 PM	19.9	0	18.4
6/24/22 3:00 PM	6.6	6/24/22 3:00 PM	11.1	0	4.5
6/24/22 3:10 PM	15.9	6/24/22 3:10 PM	12.9	0	-3
6/24/22 3:20 PM	12.2	6/24/22 3:20 PM	11.8	0	-0.4
6/24/22 3:30 PM	1.2	6/24/22 3:30 PM	4.8	0	3.6
6/24/22 3:40 PM	3.4	6/24/22 3:40 PM	29.5	0	26.1
6/24/22 3:50 PM	2.2	6/24/22 3:50 PM	10.6	0	8.4
6/24/22 4:00 PM	1.6	6/24/22 4:00 PM	4	0	2.4
6/24/22 4:10 PM	2	6/24/22 4:10 PM	5.4	0	3.4
6/24/22 4:20 PM	1.9	6/24/22 4:20 PM	4	0	2.1
6/24/22 4:30 PM	2	6/24/22 4:30 PM	3.9	0	1.9
6/24/22 4:40 PM	3.7	6/24/22 4:40 PM	3.6	0	-0.1
6/24/22 4:50 PM	1.8	6/24/22 4:50 PM	2.6	0	0.8
6/24/22 5:00 PM	5.7	6/24/22 5:00 PM	2.7	0	-3
6/24/22 5:10 PM	6.1	6/24/22 5:10 PM	3.1	0	-3
6/24/22 5:20 PM	1.1	6/24/22 5:20 PM	3.3	0	2.2
6/24/22 5:30 PM	2	6/24/22 5:30 PM	2.5	0	0.5
6/24/22 5:40 PM	2.3	6/24/22 5:40 PM	3.8	0	1.5
6/24/22 5:50 PM	3.2	6/24/22 5:50 PM	3.8	0	0.6

*****Particulate Threshold PM 10 15minute average = 100µg/m³ above background***

BRYDGES ENGINEERING
IN ENVIRONMENT AND ENERGY, DPC

960 Busti Ave.
Buffalo, New York 14213

Work Location Map

Date:	Friday, June 24, 2022
Site Name:	Pillgrim Village - Senior Site #C915363

Legend	
UW	Dust monitor location (Upwind)
DW	Dust monitor location (Downwind)
	Work Location

960 Busti Ave.
Buffalo, New York 14213

Daily Field Report

Date:	Monday, June 27, 2022
Site Name:	Pillgrim Village - Senior Site #C915363
Location:	1100 Michigan Ave Buffalo NY
Contractor/Sub-Contractor:	Kulbacks
Weather Conditions:	Cloudy 70 ˚F W 9 mph

Description of Work Performed:

No remediation work being done on site.

Dust monitors were set up and runing throughout the day. No exceedances recorded.

Problems/Observations	None.
Health and Saftey Concerns:	None.
Contractor Work Force:	Kulbacks - 1 supervisor 2 operators 1 laboroer Niagara P&M - 1 supervisor, 1 engineer, 3 laborers
Contractor Equipment	Kulbacks - 2 excavators 2 dozers, 1 roller 1 skidster United Rentals water truck

Attachments : Daily report, Photo Log, Air Monitoring Report, Work Location Map

Inspectors Name	Sydney Deck

960 Busti Ave.
Buffalo, New York 14213

Daily Field Report Continued

Date:	Monday, June 27, 2022		
Site Name:	Pillgrim Village - Senior Site #C915363		
Location:	1100 Michigan Ave Buffalo NY		
Work Performed Continued			
Imported Material		Loads:	Amount (Tons)
Exported Material	Destination	Loads:	Amount (Tons)
Total Material Hauled - Approx. (Tons)			0

960 Busti Ave.
Buffalo, New York 14213

Photo Log

Date:	Monday, June 27, 2022
Site Name:	Pillgrim Village - Senior Site #C915363

Photo 1

No remediation work being done at this time.

BRYDGES ENGINEERING
IN ENVIRONMENT AND ENERGY, DPC

Date: Monday, June 27, 2022

Site Name: Pilgrim Village-Family Site (915362)

Upwind Data		Downwind Data			Delta
Time	PM10 15min Average (µg/m³)	Time	PM10 15min Average (µg/m³)	VOC 15min Average (ppm)	PM10 15min Average (µg/m³)
6/27/2022 9:50		6/27/2022 8:00		0.0	0
6/27/2022 10:00	7.4	6/27/2022 8:10		0.0	-7.4
6/27/2022 10:10	9.9	6/27/2022 8:20	3.3	0.0	-6.6
6/27/2022 10:20	10.8	6/27/2022 8:30	13.5	0.0	2.7
6/27/2022 10:30	7.6	6/27/2022 8:40	14.1	0.0	6.5
6/27/2022 10:40	11.1	6/27/2022 8:50	4.6	0.0	-6.5
6/27/2022 10:50	10.5	6/27/2022 9:00	4.6	0.0	-5.9
6/27/2022 11:00	11	6/27/2022 9:10	4.3	0.0	-6.7
6/27/2022 11:10	22.7	6/27/2022 9:20	3.6	0.0	-19.1
6/27/2022 11:20	15.5	6/27/2022 9:30	3.3	0.0	-12.2
6/27/2022 11:30	49.4	6/27/2022 9:40	10.6	0.0	-38.8
6/27/2022 11:40	53.9	6/27/2022 9:50	14	0.0	-39.9
6/27/2022 11:50	36.4	6/27/2022 10:00	6.6	0.0	-29.8
6/27/2022 12:00	42.9	6/27/2022 10:10	5.7	0.0	-37.2
6/27/2022 12:10	35	6/27/2022 10:20	6.2	0.0	-28.8
6/27/2022 12:20	33.9	6/27/2022 10:30	4.6	0.0	-29.3
6/27/2022 12:30	43	6/27/2022 10:40	7.2	0.0	-35.8
6/27/2022 12:40	65.7	6/27/2022 10:50	6.8	0.0	-58.9
6/27/2022 12:50	48.6	6/27/2022 11:00	2.4	0.0	-46.2
6/27/2022 13:00	56.3	6/27/2022 11:10	6.1	0.0	-50.2
6/27/2022 13:10	43.6	6/27/2022 11:20	6.5	0.0	-37.1
6/27/2022 13:20	17.9	6/27/2022 11:30	5.8	0.0	-12.1
6/27/2022 13:30	31.7	6/27/2022 11:40	6.5	0.0	-25.2
6/27/2022 13:40	8.2	6/27/2022 11:50	4.9	0.0	-3.3
6/27/2022 13:50	10.3	6/27/2022 12:00	3.9	0.0	-6.4
6/27/2022 14:00	31	6/27/2022 12:10	14.7	0.0	-16.3
6/27/2022 14:10	15.6	6/27/2022 12:20	15.5	0.0	-0.1
6/27/2022 14:20	16.6	6/27/2022 12:30	2.7	0.0	-13.9
6/27/2022 14:30	17	6/27/2022 12:40	8.5	0.0	-8.5
6/27/2022 14:40	17.7	6/27/2022 12:50	3.6	0.0	-14.1
6/27/2022 14:50	15.1	6/27/2022 13:00	14.2	0.0	-0.9
6/28/2022 12:30	11.7	6/27/2022 13:10	12.5	0.0	0.8
6/28/2022 12:40	20	6/27/2022 13:20	6.9	0.0	-13.1
6/28/2022 12:50	17.7	6/27/2022 13:30	8.1	0.0	-9.6
6/28/2022 13:00	26.1	6/27/2022 13:40	14.2	0.0	-11.9
6/28/2022 13:10	32.8	6/27/2022 13:50	7.5	0.0	-25.3
6/28/2022 13:20	34	6/27/2022 14:00	8.7	0.0	-25.3
6/28/2022 13:30	26.7	6/27/2022 14:10	5.4	0.0	-21.3
6/28/2022 13:40	29.8	6/27/2022 14:20	6.4	0.0	-23.4
6/28/2022 13:50	68	6/27/2022 14:30	10.4	0.0	-57.6
6/28/2022 14:00	23.6	6/27/2022 14:40	5.7	0.0	-17.9
6/28/2022 14:10	19.5	6/27/2022 14:50	10.8	0.0	-8.7
6/28/2022 14:20	16.1	6/28/2022 14:20	10.4	0.0	-5.7
6/28/2022 14:30	20.9	6/28/2022 14:30	4.7	0.0	-16.2
6/28/2022 14:40	25.4	6/28/2022 14:40	3.6	0.0	-21.8
6/28/2022 14:50	38.7	6/28/2022 14:50			-38.7
					0

*****Particulate Threshold PM 10 15minute average = 100µg/m³ above background***

960 Busti Ave.
Buffalo, New York 14213

Work Location Map

Date:	Monday, June 27, 2022
Site Name:	Pillgrim Village - Senior Site #C915363

Legend	
UW	Dust monitor location (Upwind)
DW	Dust monitor location (Downwind)
	Work Location

960 Busti Ave.
Buffalo, New York 14213

Daily Field Report

Date:	Tuesday, June 28, 2022
Site Name:	Pillgrim Village - Senior Site #C915363
Location:	1100 Michigan Ave Buffalo NY
Contractor/Sub-Contractor:	Kulbacks
Weather Conditions:	Cloudy 70 ˚F W 7 mph
Description of Work Performed: No remediation work being done on site. Dust monitors were set up and runing throughout the day. No exceedances recorded.	
Problems/Observations	None.
Health and Saftey Concerns:	None.
Contractor Work Force:	Kulbacks - 1 supervisor 2 operators 1 laboroer Niagara P&M - 1 supervisor, 1 engineer, 3 laborers
Contractor Equipment	Kulbacks - 2 excavators 2 dozers, 1 roller 1 skidster United Rentals water truck
Attachments : Daily report, Photo Log, Air Monitoring Report, Work Location Map	
Inspectors Name	Jesse Zientek

960 Busti Ave.
Buffalo, New York 14213

Daily Field Report Continued

Date:	Tuesday, June 28, 2022		
Site Name:	Pillgrim Village - Senior Site #C915363		
Location:	1100 Michigan Ave Buffalo NY		
Work Performed Continued			
Imported Material		Loads:	Amount (Tons)
Exported Material	Destination	Loads:	Amount (Tons)
Total Material Hauled - Approx. (Tons)			0

960 Busti Ave.
Buffalo, New York 14213

Photo Log

Date:	Tuesday, June 28, 2022
Site Name:	Pillgrim Village - Senior Site #C915363

Photo 1

No remediation work being done at this time.

BRYDGES ENGINEERING
IN ENVIRONMENT AND ENERGY, DPC

Date: Tuesday, June 28, 2022

Site Name: Pilgrim Village-Family Site (915362)

Upwind Data		Downwind Data			Delta
Time	PM10 15min Average (µg/m³)	Time	PM10 15min Average (µg/m³)	VOC 15min Average (ppm)	PM10 15min Average (µg/m³)
6/27/2022 15:00	24	6/27/2022 15:00	13.9	0.0	-10.1
6/27/2022 15:10	25.9	6/27/2022 15:10	5.4	0.0	-20.5
6/27/2022 15:20	28.3	6/27/2022 15:20	12.5	0.0	-15.8
6/28/2022 7:50		6/28/2022 7:50		0.0	0
6/28/2022 8:00	17.5	6/28/2022 8:00	2.2	0.0	-15.3
6/28/2022 8:10	9.1	6/28/2022 8:10	2.3	0.0	-6.8
6/28/2022 8:20	10.9	6/28/2022 8:20	2	0.0	-8.9
6/28/2022 8:30	21	6/28/2022 8:30	2	0.0	-19
6/28/2022 8:40	69.2	6/28/2022 8:40	1.8	0.0	-67.4
6/28/2022 8:50	20.6	6/28/2022 8:50	6.8	0.0	-13.8
6/28/2022 9:00	19.5	6/28/2022 9:00	3.9	0.0	-15.6
6/28/2022 9:10	29.8	6/28/2022 9:10	2.3	0.0	-27.5
6/28/2022 9:20	7.9	6/28/2022 9:20	1.4	0.0	-6.5
6/28/2022 9:30	14.5	6/28/2022 9:30	4.1	0.0	-10.4
6/28/2022 9:40	14.3	6/28/2022 9:40	2.7	0.0	-11.6
6/28/2022 9:50	16.7	6/28/2022 9:50	2.3	0.0	-14.4
6/28/2022 10:00	19	6/28/2022 10:00	1.9	0.0	-17.1
6/28/2022 10:10	11	6/28/2022 10:10	2.6	0.0	-8.4
6/28/2022 10:20	13.7	6/28/2022 10:20	2.8	0.0	-10.9
6/28/2022 10:30	6	6/28/2022 10:30	3.2	0.0	-2.8
6/28/2022 10:40	6.5	6/28/2022 10:40	2.4	0.0	-4.1
6/28/2022 10:50	6.4	6/28/2022 10:50	2.4	0.0	-4
6/28/2022 11:00	16.4	6/28/2022 11:00	2.6	0.0	-13.8
6/28/2022 11:10	64.7	6/28/2022 11:10	2.5	0.0	-62.2
6/28/2022 11:20	41.8	6/28/2022 11:20	2.9	0.0	-38.9
6/28/2022 11:30	17.5	6/28/2022 11:30	2.7	0.0	-14.8
6/28/2022 11:40	29.8	6/28/2022 11:40	3.1	0.0	-26.7
6/28/2022 11:50	24.4	6/28/2022 11:50	3	0.0	-21.4
6/28/2022 12:00	31.9	6/28/2022 12:00	2.3	0.0	-29.6
6/28/2022 12:10	18.5	6/28/2022 12:10	6.8	0.0	-11.7
6/28/2022 12:20	13.9	6/28/2022 12:20	10.8	0.0	-3.1
6/28/2022 12:30	11.7	6/28/2022 12:30	5.5	0.0	-6.2
6/28/2022 12:40	20	6/28/2022 12:40	9.1	0.0	-10.9
6/28/2022 12:50	17.7	6/28/2022 12:50	9.5	0.0	-8.2
6/28/2022 13:00	26.1	6/28/2022 13:00	4.2	0.0	-21.9
6/28/2022 13:10	32.8	6/28/2022 13:10	4.6	0.0	-28.2
6/28/2022 13:20	34	6/28/2022 13:20	14.2	0.0	-19.8
6/28/2022 13:30	26.7	6/28/2022 13:30	6.9	0.0	-19.8
6/28/2022 13:40	29.8	6/28/2022 13:40	7.1	0.0	-22.7
6/28/2022 13:50	68	6/28/2022 13:50	7.1	0.0	-60.9
6/28/2022 14:00	23.6	6/28/2022 14:00	13.2	0.0	-10.4
6/28/2022 14:10	19.5	6/28/2022 14:10	11.5	0.0	-8
6/28/2022 14:20	16.1	6/28/2022 14:20	10.4	0.0	-5.7
6/28/2022 14:30	20.9	6/28/2022 14:30	4.7	0.0	-16.2
6/28/2022 14:40	25.4	6/28/2022 14:40	3.6	0.0	-21.8
6/28/2022 14:50	38.7	6/28/2022 14:50			-38.7
					0

*****Particulate Threshold PM 10 15minute average = 100µg/m³ above background***

960 Busti Ave.
Buffalo, New York 14213

Work Location Map

Date:	Tuesday, June 28, 2022
Site Name:	Pillgrim Village - Senior Site #C915363

Legend	
UW	Dust monitor location (Upwind)
DW	Dust monitor location (Downwind)
	Work Location

BRYDGES ENGINEERING
IN ENVIRONMENT AND ENERGY, DPC

960 Busti Ave.
Buffalo, New York 14213

DAILY FIELD REPORT

Date:	Wednesday, June 29, 2022
Site Name:	Pilgrim Village-Senior Site (915362)
Location:	1100 Michigan Ave., Buffalo
Contractor-Subcontrators:	Kulbacks - Empire Building Diagnostics (EBD)
Weather Conditions:	cloudy 70 Deg F Wind: S 9mph

Description of Work Performed:

Crew importing clean fill to be placed on the northeast corner/ eastern boundary of site

Fill being placed in layers, spread with dozer then compacted with roller.

Dust monitors were set up. No indication of dust.

(Use attached sheet for additional work description)

Problems/Observations Noted:

Health and Safety Monitoring:
None

Contractor Work Force:	Kulbacks: 1 Superintendant 3 operators
Contractor Equipment:	Kulbacks: 2 excavators, 2 dozers, 1 skidsteer, 2 rollers
Attachments:	Daily Photolog, Air Monitoring Report, Work Location Map
Inspector's Name:	Jesse Zientek

960 Busti Ave.
Buffalo, New York 14213

DAILY FIELD REPORT

Date:	Wednesday, June 29, 2022
Site Name:	Pilgrim Village-Senior Site (915362)
Location:	1100 Michigan Ave., Buffalo

Description of Work Performed (cont):

Materials Import/Export

Imported Material:

Material			Loads		Amount (Tons)
				Total Stone Delivered (Tons)	0

Exported Material:

Material	Destination	Loads
Contaminated Soil	Tonawanda Landfill	
	Total Material Hauled - Approx. (Tons)	**0**
	Total Material Hauled - Approx. (Tons)	**0**

Photo Log

Site: Pilgrim Village-Senior Site (915362) **Date:** Wednesday, June 29, 2022

Concrete forms being prepped

trucks hauling in clean material

BRYDGES ENGINEERING
IN ENVIRONMENT AND ENERGY, DPC

Date: Wednesday, June 29, 2022

Site Name: Pilgrim Village-Senior Site (915362)

Upwind Data		Downwind Data			Delta
Time	PM10 15min Average (µg/m³)	Time	PM10 15min Average (µg/m³)	VOC 15min Average (ppm)	PM10 15min Average (µg/m³)
6/29/2022 8:30		6/29/2022 8:30		0.0	0
6/29/2022 8:40	10	6/29/2022 8:40	3.5	0.0	-6.5
6/29/2022 8:50	5.5	6/29/2022 8:50	19	0.0	13.5
6/29/2022 9:00	8.3	6/29/2022 9:00	20.7	0.0	12.4
6/29/2022 9:10	12.1	6/29/2022 9:10	2.1	0.0	-10
6/29/2022 9:20	12.2	6/29/2022 9:20	17.6	0.0	5.4
6/29/2022 9:30	35.3	6/29/2022 9:30	3	0.0	-32.3
6/29/2022 9:40	28.3	6/29/2022 9:40	2	0.0	-26.3
6/29/2022 9:50	9.6	6/29/2022 9:50	43.4	0.0	33.8
6/29/2022 10:00	19.5	6/29/2022 10:00	31.2	0.0	11.7
6/29/2022 10:10	26.3	6/29/2022 10:10	10	0.0	-16.3
6/29/2022 10:20	18.5	6/29/2022 10:20	62.1	0.0	43.6
6/29/2022 10:30	7.3	6/29/2022 10:30	70.7	0.0	63.4
6/29/2022 10:40	4.1	6/29/2022 10:40	2.1	0.0	-2
6/29/2022 10:50	3.9	6/29/2022 10:50	1.5	0.0	-2.4
6/29/2022 11:00	11.8	6/29/2022 11:00	1.6	0.0	-10.2
6/29/2022 11:10	42.2	6/29/2022 11:10	2.1	0.0	-40.1
6/29/2022 11:20	21.3	6/29/2022 11:20	2.5	0.0	-18.8
6/29/2022 11:30	30.7	6/29/2022 11:30	2.5	0.0	-28.2
6/29/2022 11:40	32.1	6/29/2022 11:40	3	0.0	-29.1
6/29/2022 11:50	35.4	6/29/2022 11:50	13.7	0.0	-21.7
6/29/2022 12:00	66.7	6/29/2022 12:00	17.2	0.0	-49.5
6/29/2022 12:10	89.4	6/29/2022 12:10	5	0.0	-84.4
6/29/2022 12:20	55.9	6/29/2022 12:20	13.7	0.0	-42.2
6/29/2022 12:30	65.2	6/29/2022 12:30	22.8	0.0	-42.4
6/29/2022 12:40	41.6	6/29/2022 12:40	38.3	0.0	-3.3
6/29/2022 12:50	50.6	6/29/2022 12:50	7.9	0.0	-42.7
6/29/2022 13:00	17.3	6/29/2022 13:00	8.8	0.0	-8.5
6/29/2022 13:10	10.3	6/29/2022 13:10	4.8	0.0	-5.5
6/29/2022 13:20	5.6	6/29/2022 13:20	3.1	0.0	-2.5
6/29/2022 13:30	6.2	6/29/2022 13:30	3.5	0.0	-2.7
6/29/2022 13:40	5.4	6/29/2022 13:40	3.3	0.0	-2.1
6/29/2022 13:50	14.8	6/29/2022 13:50	2.9	0.0	-11.9
6/29/2022 14:00	27.7	6/29/2022 14:00	3.3	0.0	-24.4
6/29/2022 14:10	33.5	6/29/2022 14:10	41.4	0.0	7.9
6/29/2022 14:20	23.2	6/29/2022 14:20	52	0.0	28.8
6/29/2022 14:30	11.8	6/29/2022 14:30	1.9	0.0	-9.9

*****Particulate Threshold PM 10 15minute average = 100µg/m³ above background***

BRYDGES ENGINEERING
IN ENVIRONMENT AND ENERGY, DPC

Site Name: Pilgrim Village-Senior Site (915362) **Date:** Wednesday, June 29, 2022

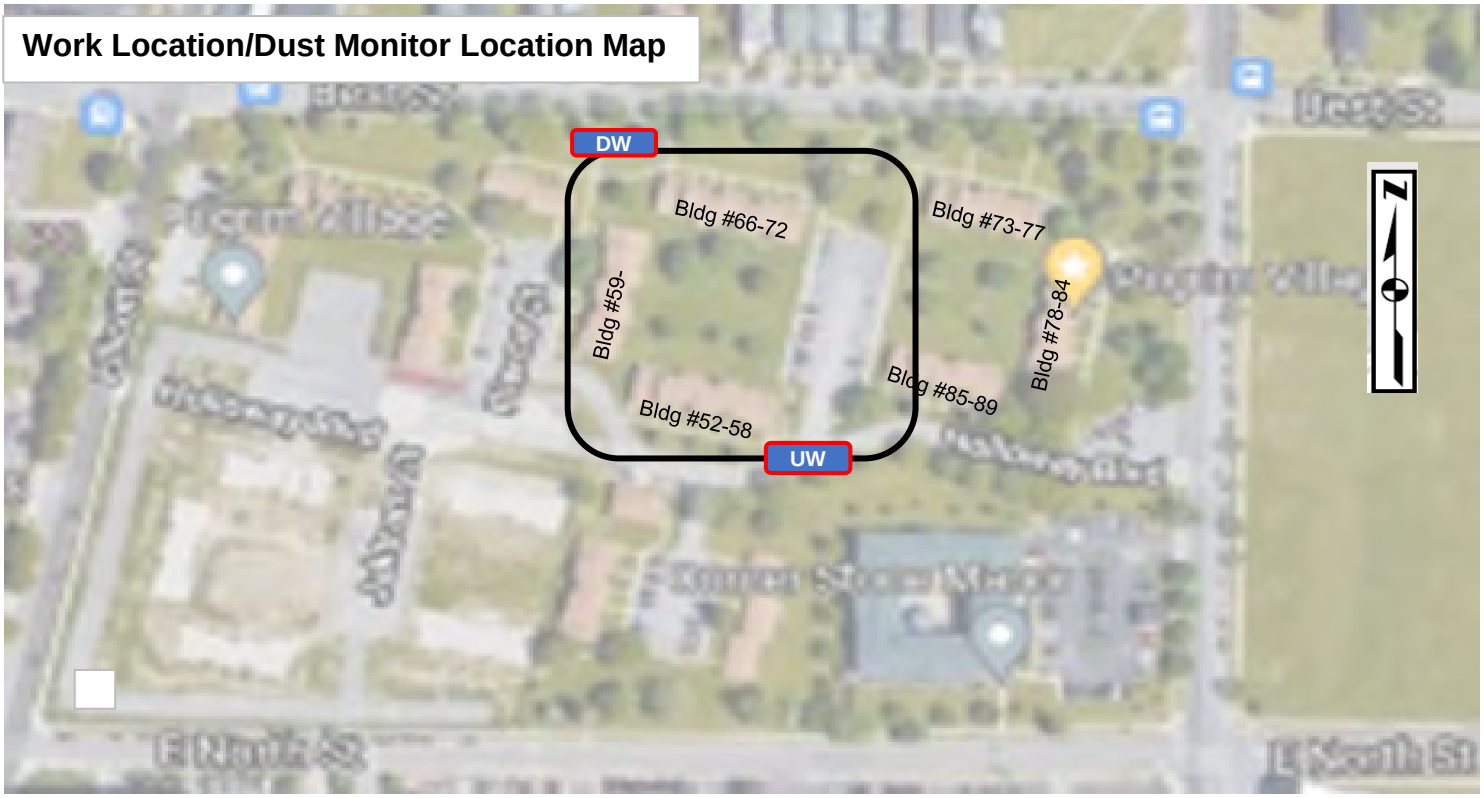

LEGEND

- UW — Dust Monitor Location (Upwind)
- DW — Dust Monitor Location (Downwind)
- Work Location

BRYDGES ENGINEERING
IN ENVIRONMENT AND ENERGY, DPC

960 Busti Ave.
Buffalo, New York 14213

DAILY FIELD REPORT

Date:	Thursday, June 30, 2022
Site Name:	Pilgrim Village-Senior Site (915362)
Location:	1100 Michigan Ave., Buffalo
Contractor-Subcontrators:	Kulbacks - Empire Building Diagnostics (EBD)
Weather Conditions:	sunny 75 Deg F Wind: S 5mph

Description of Work Performed:

Crew importing clean fill to be placed on the northeast corner/ eastern boundary of site

Fill being placed in layers, spread with dozer then compacted with roller.

Dust monitors were set up. No indication of dust.

(Use attached sheet for additional work description)

Problems/Observations Noted:

Health and Safety Monitoring:
None

Contractor Work Force:	Kulbacks: 1 Superintendant 3 operators
Contractor Equipment:	Kulbacks: 2 excavators, 2 dozers, 1 skidsteer, 2 rollers
Attachments:	Daily Photolog, Air Monitoring Report, Work Location Map
Inspector's Name:	Jesse Zientek

BRYDGES ENGINEERING
IN ENVIRONMENT AND ENERGY, DPC

960 Busti Ave.
Buffalo, New York 14213

DAILY FIELD REPORT

Date:	Thursday, June 30, 2022
Site Name:	Pilgrim Village-Senior Site (915362)
Location:	1100 Michigan Ave., Buffalo

Description of Work Performed (cont):

Materials Import/Export

Imported Material:

Material			Loads		Amount (Tons)
			Total Stone Delivered (Tons)		0

Exported Material:

Material	Destination	Loads
Contaminated Soil	Tonawanda Landfill	36
	Total Material Hauled - Approx. (Tons)	**720**
	Total Material Hauled - Approx. (Tons)	**0**

Photo Log

Site: Pilgrim Village-Senior Site (915362) **Date:** Thursday, June 30, 2022

Dozer moving clean fill on northern section of senior

BRYDGES ENGINEERING
IN ENVIRONMENT AND ENERGY, DPC

Date: Thursday, June 30, 2022

Site Name: Pilgrim Village-Senior Site (915362)

Upwind Data		Downwind Data			Delta
Time	PM10 15min Average (µg/m³)	Time	PM10 15min Average (µg/m³)	VOC 15min Average (ppm)	PM10 15min Average (µg/m³)
6/30/2022 8:30		6/30/2022 8:40		0.0	0
6/30/2022 8:40	14.3	6/30/2022 8:50		0.0	-14.3
6/30/2022 8:50		6/30/2022 9:00	3.9	0.0	3.9
6/30/2022 9:00	40.5	6/30/2022 9:10	7.9	0.0	-32.6
6/30/2022 9:10	39.5	6/30/2022 9:20	4.4	0.0	-35.1
6/30/2022 9:20	18.7	6/30/2022 9:30	5	0.0	-13.7
6/30/2022 9:30	34.3	6/30/2022 9:40	6	0.0	-28.3
6/30/2022 9:40	40.2	6/30/2022 9:50	5.8	0.0	-34.4
6/30/2022 9:50	34.1	6/30/2022 10:00	4.6	0.0	-29.5
6/30/2022 10:00	17.1	6/30/2022 10:10	3.7	0.0	-13.4
6/30/2022 10:10	10.3	6/30/2022 10:20	3.1	0.0	-7.2
6/30/2022 10:20	7.5	6/30/2022 10:30	4.2	0.0	-3.3
6/30/2022 10:30	14.7	6/30/2022 10:40	3.6	0.0	-11.1
6/30/2022 10:40	24.5	6/30/2022 10:50	4	0.0	-20.5
6/30/2022 10:50	18.8	6/30/2022 11:00	3.2	0.0	-15.6
6/30/2022 11:00	24.1	6/30/2022 11:10	3.2	0.0	-20.9
6/30/2022 11:10	55.4	6/30/2022 11:20	6.1	0.0	-49.3
6/30/2022 11:20	157.7	6/30/2022 11:30	17.5	0.0	-140.2
6/30/2022 11:30	102.7	6/30/2022 11:40	13.7	0.0	-89
6/30/2022 11:40	14.5	6/30/2022 11:50	62.7	0.0	48.2
6/30/2022 11:50	39.8	6/30/2022 12:00	77.2	0.0	37.4
6/30/2022 12:00	51.3	6/30/2022 12:10	27	0.0	-24.3
6/30/2022 12:10	27.3	6/30/2022 12:20	20.7	0.0	-6.6
6/30/2022 12:20	14.4	6/30/2022 12:30	27.8	0.0	13.4
6/30/2022 12:30	18.5	6/30/2022 12:40	10.7	0.0	-7.8
6/30/2022 12:40	22.2	6/30/2022 12:50	2.7	0.0	-19.5
6/30/2022 12:50	37.7	6/30/2022 13:00	27.7	0.0	-10
6/30/2022 13:00	41.5	6/30/2022 13:10	18.6	0.0	-22.9
6/30/2022 13:10	19.8	6/30/2022 13:20	8.1	0.0	-11.7
6/30/2022 13:20	43.7	6/30/2022 13:30	3.5	0.0	-40.2
6/30/2022 13:30	36	6/30/2022 13:40	5.4	0.0	-30.6
6/30/2022 13:40	39.3	6/30/2022 13:50	5.8	0.0	-33.5
6/30/2022 13:50	36.4	6/30/2022 14:00	6.1	0.0	-30.3
6/30/2022 14:00	19.9	6/30/2022 14:10	9.4	0.0	-10.5
					0
					0
					0
					0
					0
					0
					0
					0
					0
					0
					0
					0
					0

*****Particulate Threshold PM 10 15minute average = 100µg/m³ above background***

BRYDGES ENGINEERING
IN ENVIRONMENT AND ENERGY, DPC

Site Name: Pilgrim Village-Senior Site (915362) **Date:** Thursday, June 30, 2022

Work Location/Dust Monitor Location Map

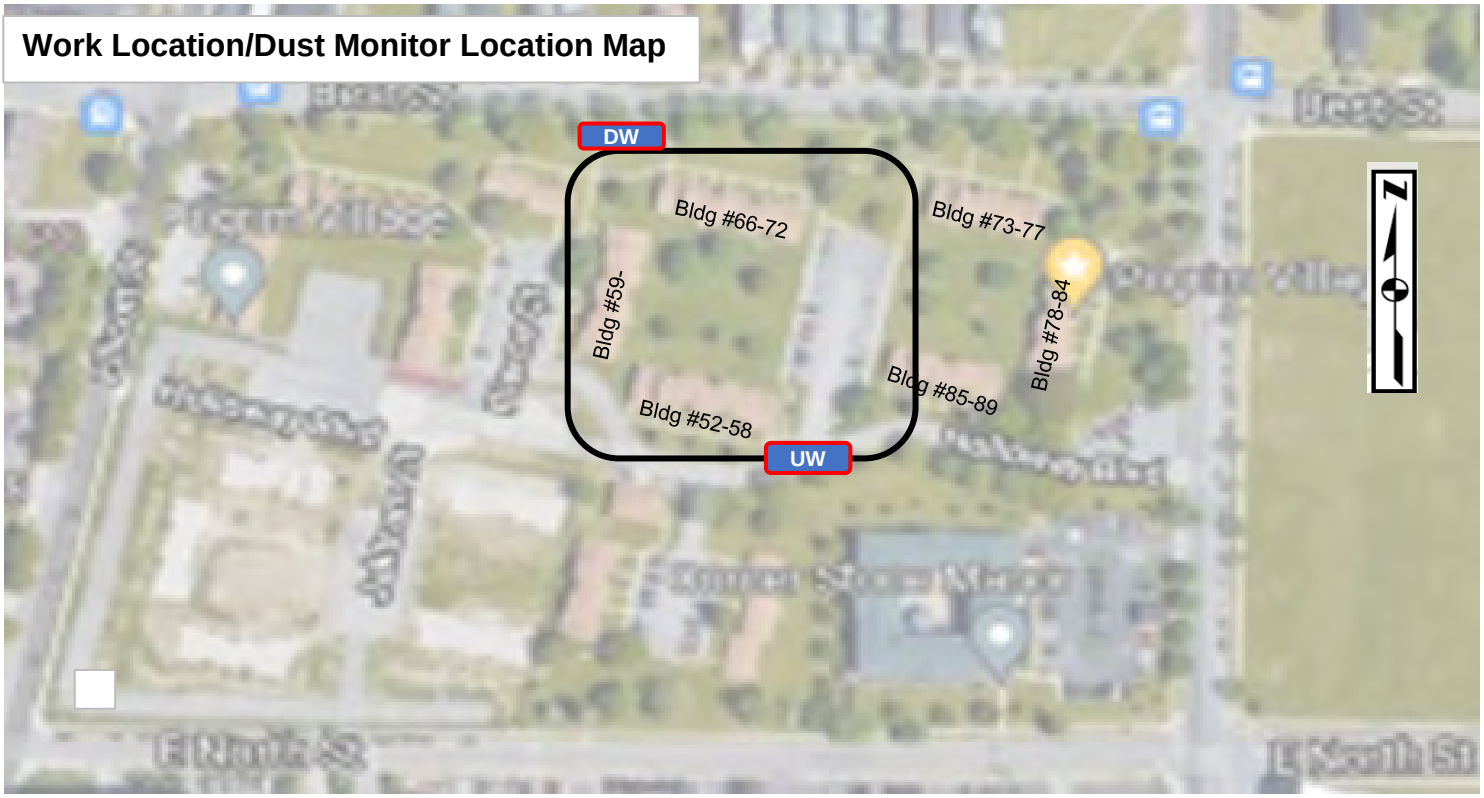

LEGEND

- UW — Dust Monitor Location (Upwind)
- DW — Dust Monitor Location (Downwind)
- Work Location

960 Busti Ave.
Buffalo, New York 14213

DAILY FIELD REPORT

Date:	Friday, July 1, 2022
Site Name:	Pilgrim Village-Senior Site (915362)
Location:	1100 Michigan Ave., Buffalo
Contractor-Subcontrators:	Kulbacks - Empire Building Diagnostics (EBD)
Weather Conditions:	sunny 75 Deg F Wind: S 10mph

Description of Work Performed:

Crew importing clean fill to be placed on the northeast corner/ eastern boundary of site

Fill beiung placed in layers, spread with dozer then compacted with roller.

Crew continously doing trips with the water truck around site to keep dust down.

Dust monitors were set up. No indication of dust.

(Use attached sheet for additional work description)

Problems/Observations Noted:

Health and Safety Monitoring:
None

Contractor Work Force:	Kulbacks: 1 Superintendant 3 operators
Contractor Equipment:	Kulbacks: 2 excavators, 2 dozers, 1 skidsteer, 2 rollers
Attachments:	Daily Photolog, Air Monitoring Report, Work Location Map
Inspector's Name:	Jesse Zientek

BRYDGES ENGINEERING
IN ENVIRONMENT AND ENERGY, DPC

960 Busti Ave.
Buffalo, New York 14213

DAILY FIELD REPORT

Date:	Friday, July 1, 2022
Site Name:	Pilgrim Village-Senior Site (915362)
Location:	1100 Michigan Ave., Buffalo

Description of Work Performed (cont):

Materials Import/Export

Imported Material:

Material			Loads		Amount (Tons)
				Total Stone Delivered (Tons)	0

Exported Material:

Material	Destination	Loads
Contaminated Soil	Tonawanda Landfill	
	Total Material Hauled - Approx. (Tons)	**0**
	Total Material Hauled - Approx. (Tons)	**0**

Photo Log

Site: Pilgrim Village-Senior Site (915362) **Date:** Friday, July 1, 2022

Dozer moving clean fill on northern section of senior site

Trucks hauling clean material into senior site

BRYDGES ENGINEERING
IN ENVIRONMENT AND ENERGY, DPC

Date: Friday, July 1, 2022

Site Name: Pilgrim Village-Senior Site (915362)

Upwind Data		Downwind Data			Delta
Time	PM10 15min Average (µg/m³)	Time	PM10 15min Average (µg/m³)	VOC 15min Average (ppm)	PM10 15min Average (µg/m³)
7/1/2022 8:00		7/1/2022 8:00		0.0	0
7/1/2022 8:10		7/1/2022 8:10		0.0	0
7/1/2022 8:20	8	7/1/2022 8:20	2.8	0.0	-5.2
7/1/2022 8:30	11.5	7/1/2022 8:30	3.3	0.0	-8.2
7/1/2022 8:40	14	7/1/2022 8:40	43.5	0.0	29.5
7/1/2022 8:50	11.2	7/1/2022 8:50	63.7	0.0	52.5
7/1/2022 9:00	15	7/1/2022 9:00	10.3	0.0	-4.7
7/1/2022 9:10	25.1	7/1/2022 9:10	74.7	0.0	49.6
7/1/2022 9:20	19.2	7/1/2022 9:20	16.6	0.0	-2.6
7/1/2022 9:30	18.4	7/1/2022 9:30	37.2	0.0	18.8
7/1/2022 9:40	23.2	7/1/2022 9:40	48.9	0.0	25.7
7/1/2022 9:50	23.5	7/1/2022 9:50	4.5	0.0	-19
7/1/2022 10:00	24.1	7/1/2022 10:00	4.1	0.0	-20
7/1/2022 10:10	22.1	7/1/2022 10:10	28	0.0	5.9
7/1/2022 10:20	15.2	7/1/2022 10:20	4.2	0.0	-11
7/1/2022 10:30	10.2	7/1/2022 10:30	3.8	0.0	-6.4
7/1/2022 10:40	7.6	7/1/2022 10:40	5.8	0.0	-1.8
7/1/2022 10:50	16.7	7/1/2022 10:50	8.6	0.0	-8.1
7/1/2022 11:00	25.2	7/1/2022 11:00	11.9	0.0	-13.3
7/1/2022 11:10	38.1	7/1/2022 11:10	7.7	0.0	-30.4
7/1/2022 11:20	29	7/1/2022 11:20	5.7	0.0	-23.3
7/1/2022 11:30	57.6	7/1/2022 11:30	10.3	0.0	-47.3
7/1/2022 11:40	39	7/1/2022 11:40	6	0.0	-33
7/1/2022 11:50	39	7/1/2022 11:50	8	0.0	-31
7/1/2022 12:00	34.7	7/1/2022 12:00	10.7	0.0	-24

*****Particulate Threshold PM 10 15minute average = 100µg/m³ above background***

BRYDGES ENGINEERING
IN ENVIRONMENT AND ENERGY, DPC

Site Name: Pilgrim Village-Senior Site (915362) **Date:** Friday, July 1, 2022

Work Location/Dust Monitor Location Map

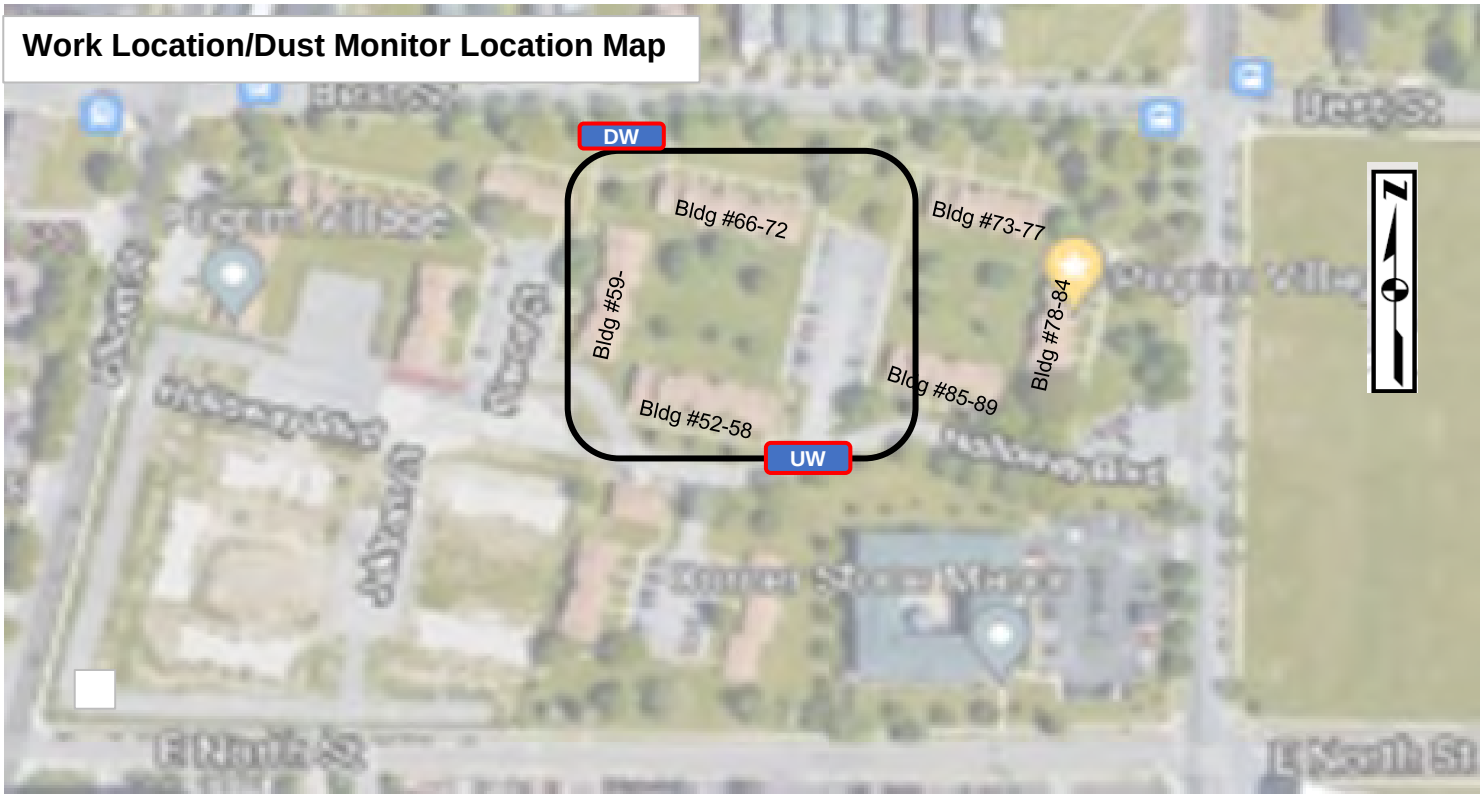

LEGEND

- UW — Dust Monitor Location (Upwind)
- DW — Dust Monitor Location (Downwind)
- Work Location

960 Busti Ave.
Buffalo, New York 14213

Daily Field Report

Date:	Tuesday, July 5, 2022
Site Name:	Pillgrim Village - Senior Site #C915363
Location:	1100 Michigan Ave Buffalo NY
Contractor/Sub-Contractor:	Kulbacks
Weather Conditions:	Cloudy 73 ˚F S 7 mph
Description of Work Performed: No remediation work being done on site. Dust monitors were set up and runing throughout the day. No exceedances recorded.	
Problems/Observations	None.
Health and Saftey Concerns:	None.
Contractor Work Force:	Kulbacks - 1 supervisor 2 operators 1 laboroer Niagara P&M - 1 supervisor, 1 engineer, 3 laborers
Contractor Equipment	Kulbacks - 2 excavators 2 dozers, 1 roller 1 skidster United Rentals water truck
Attachments : Daily report, Photo Log, Air Monitoring Report, Work Location Map	
Inspectors Name	Jesse Zientek

960 Busti Ave.
Buffalo, New York 14213

Daily Field Report Continued

Date:	Tuesday, July 5, 2022		
Site Name:	Pillgrim Village - Senior Site #C915363		
Location:	1100 Michigan Ave Buffalo NY		
Work Performed Continued			
Imported Material		Loads:	Amount (Tons)
Exported Material	Destination	Loads:	Amount (Tons)
Total Material Hauled - Approx. (Tons)			0

960 Busti Ave.
Buffalo, New York 14213

Photo Log

Date:	Tuesday, July 5, 2022
Site Name:	Pillgrim Village - Senior Site #C915363

Photo 1

No remediation work being done at this time.

BRYDGES ENGINEERING
IN ENVIRONMENT AND ENERGY, DPC

Date: Tuesday July 5, 2022

Site Name: Pilgrim Village

Upwind Data		Downwind Data			Delta
Time	PM10 15min Average (µg/m³)	Time	PM10 15min Average (µg/m³)	VOC 15min Average (ppm)	PM10 15min Average (µg/m³)
7/5/2022 8:30		7/5/2022 8:30		0.0	0
7/5/2022 8:40	24.9	7/5/2022 8:40	4.9	0.0	-20
7/5/2022 8:50	13.4	7/5/2022 8:50	3.6	0.0	-9.8
7/5/2022 9:00	12.9	7/5/2022 9:00	4.4	0.0	-8.5
7/5/2022 9:10	19.1	7/5/2022 9:10	6.7	0.0	-12.4
7/5/2022 9:20	11.8	7/5/2022 9:20	6.1	0.0	-5.7
7/5/2022 9:30	17.7	7/5/2022 9:30	4.8	0.0	-12.9
7/5/2022 9:40	22.2	7/5/2022 9:40	8.3	0.0	-13.9
7/5/2022 9:50	16.4	7/5/2022 9:50	7.1	0.0	-9.3
7/5/2022 10:00	11.3	7/5/2022 10:00	5.6	0.0	-5.7
7/5/2022 10:10	10.7	7/5/2022 10:10	3.7	0.0	-7
7/5/2022 10:20	13.9	7/5/2022 10:20	4.3	0.0	-9.6
7/5/2022 10:30	17.3	7/5/2022 10:30	4.3	0.0	-13
7/5/2022 10:40	9.1	7/5/2022 10:40	2.2	0.0	-6.9
7/5/2022 10:50	7.1	7/5/2022 10:50	1.7	0.0	-5.4
7/5/2022 11:00	4.5	7/5/2022 11:00	1.9	0.0	-2.6
7/5/2022 11:10	5.4	7/5/2022 11:10	1.9	0.0	-3.5
7/5/2022 11:20	5.2	7/5/2022 11:20	1.7	0.0	-3.5
7/5/2022 11:30	4.9	7/5/2022 11:30	2.2	0.0	-2.7
7/5/2022 11:40	7.1	7/5/2022 11:40	3.5	0.0	-3.6
7/5/2022 11:50	10	7/5/2022 11:50	8.5	0.0	-1.5
7/5/2022 12:00	9.1	7/5/2022 12:00	6.9	0.0	-2.2
7/5/2022 12:10	5.6	7/5/2022 12:10	7.2	0.0	1.6
7/5/2022 12:20	9.8	7/5/2022 12:20	12.5	0.0	2.7
7/5/2022 12:30	7.5	7/5/2022 12:30	6.7	0.0	-0.8
7/5/2022 12:40	5.5	7/5/2022 12:40	3.7	0.0	-1.8
7/5/2022 12:50	7.7	7/5/2022 12:50	4.5	0.0	-3.2
7/5/2022 13:00	10.2	7/5/2022 13:00	4.9	0.0	-5.3
7/5/2022 13:10	7.2	7/5/2022 13:10	3.8	0.0	-3.4
7/5/2022 13:20	6.4	7/5/2022 13:20	3.9	0.0	-2.5
7/5/2022 13:30	7.4	7/5/2022 13:30	4.8	0.0	-2.6
7/5/2022 13:40	6.9	7/5/2022 13:40	4.3	0.0	-2.6
7/5/2022 13:50	14.1	7/5/2022 13:50	3.2	0.0	-10.9
7/5/2022 14:00	6.2	7/5/2022 14:00	2.9	0.0	-3.3
7/5/2022 14:10	5.2	7/5/2022 14:10	2.5	0.0	-2.7
7/5/2022 14:20	5	7/5/2022 14:20	2.5	0.0	-2.5
7/5/2022 14:30	4	7/5/2022 14:30	3.2	0.0	-0.8
7/5/2022 14:40	5.6	7/5/2022 14:40	3.2	0.0	-2.4
7/5/2022 14:50	4.1	7/5/2022 14:50	2.4	0.0	-1.7

*****Particulate Threshold PM 10 15minute average = 100µg/m³ above background***

960 Busti Ave.
Buffalo, New York 14213

Work Location Map

Date:	Tuesday, July 5, 2022
Site Name:	Pillgrim Village - Senior Site #C915363

Legend	
UW	Dust monitor location (Upwind)
DW	Dust monitor location (Downwind)
	Work Location

960 Busti Ave.
Buffalo, New York 14213

Daily Field Report

Date:	Wednesday, July 6, 2022
Site Name:	Pillgrim Village - Senior Site #C915363
Location:	1100 Michigan Ave Buffalo NY
Contractor/Sub-Contractor:	Kulbacks
Weather Conditions:	Cloudy 73 ˚F S 7 mph

Description of Work Performed:

No remediation work being done on site.

Dust monitors were set up and runing throughout the day. No exceedances recorded.

Problems/Observations	None.
Health and Saftey Concerns:	None.
Contractor Work Force:	Kulbacks - 1 supervisor 2 operators 1 laboroer Niagara P&M - 1 supervisor, 1 engineer, 3 laborers
Contractor Equipment	Kulbacks - 2 excavators 2 dozers, 1 roller 1 skidster United Rentals water truck

Attachments : Daily report, Photo Log, Air Monitoring Report, Work Location Map

Inspectors Name	Jesse Zientek

960 Busti Ave.
Buffalo, New York 14213

Daily Field Report Continued

Date:	Wednesday, July 6, 2022		
Site Name:	Pillgrim Village - Senior Site #C915363		
Location:	1100 Michigan Ave Buffalo NY		
Work Performed Continued			
Imported Material		Loads:	Amount (Tons)
Exported Material	Destination	Loads:	Amount (Tons)
Total Material Hauled - Approx. (Tons)			0

960 Busti Ave.
Buffalo, New York 14213

Photo Log

Date:	Wednesday, July 6, 2022
Site Name:	Pillgrim Village - Senior Site #C915363

Photo 1

No remediation work being done at this time.

BRYDGES ENGINEERING
IN ENVIRONMENT AND ENERGY, DPC

Date: Wednesday July 6, 2022

Site Name: Pilgrim Village

Upwind Data		Downwind Data			Delta
Time	PM10 15min Average (µg/m³)	Time	PM10 15min Average (µg/m³)	VOC 15min Average (ppm)	PM10 15min Average (µg/m³)
7/5/2022 15:00	4.3	7/5/2022 15:00	2.6	0.0	-1.7
7/6/2022 8:20		7/6/2022 8:20		0.0	0
7/6/2022 8:30	8.3	7/6/2022 8:30	4.9	0.0	-3.4
7/6/2022 8:40	23.7	7/6/2022 8:40	11.9	0.0	-11.8
7/6/2022 8:50	41.6	7/6/2022 8:50	18.1	0.0	-23.5
7/6/2022 9:00	9.4	7/6/2022 9:00	9.7	0.0	0.3
7/6/2022 9:10	8	7/6/2022 9:10	10.1	0.0	2.1
7/6/2022 9:20	10.6	7/6/2022 9:20	3.2	0.0	-7.4
7/6/2022 9:30	14	7/6/2022 9:30	13	0.0	-1
7/6/2022 9:40	123.3	7/6/2022 9:40	4.6	0.0	-118.7
7/6/2022 9:50	8.1	7/6/2022 9:50	26.2	0.0	18.1
7/6/2022 10:00	4.6	7/6/2022 10:00	18.5	0.0	13.9
7/6/2022 10:10	13.2	7/6/2022 10:10	10.7	0.0	-2.5
7/6/2022 10:20	63.1	7/6/2022 10:20	23.1	0.0	-40
7/6/2022 10:30	40.7	7/6/2022 10:30	60.3	0.0	19.6
7/6/2022 10:40	16	7/6/2022 10:40	4.3	0.0	-11.7
7/6/2022 10:50	9.8	7/6/2022 10:50	8.5	0.0	-1.3
7/6/2022 11:00	24	7/6/2022 11:00	6.6	0.0	-17.4
7/6/2022 11:10	15.6	7/6/2022 11:10	44.1	0.0	28.5
7/6/2022 11:20	12.7	7/6/2022 11:20	29	0.0	16.3
7/6/2022 11:30	7.5	7/6/2022 11:30	31.6	0.0	24.1
7/6/2022 11:40	8.8	7/6/2022 11:40	17.7	0.0	8.9
7/6/2022 11:50	14.1	7/6/2022 11:50	57.1	0.0	43
7/6/2022 12:00	5.5	7/6/2022 12:00	67.5	0.0	62
7/6/2022 12:10	17.4	7/6/2022 12:10	35.4	0.0	18
7/6/2022 12:20	8.9	7/6/2022 12:20	60.2	0.0	51.3
7/6/2022 12:30	24.7	7/6/2022 12:30	5.6	0.0	-19.1
7/6/2022 12:40	9.6	7/6/2022 12:40	28.8	0.0	19.2
7/6/2022 12:50	4.8	7/6/2022 12:50	69.7	0.0	64.9
7/6/2022 13:00	6	7/6/2022 13:00	18	0.0	12
7/6/2022 13:10	19.2	7/6/2022 13:10	55.3	0.0	36.1
7/6/2022 13:20	21.1	7/6/2022 13:20	51	0.0	29.9
7/6/2022 13:30	7.2	7/6/2022 13:30	2.9	0.0	-4.3
7/6/2022 13:40	38.1	7/6/2022 13:40	11.8	0.0	-26.3
7/6/2022 13:50	98.1	7/6/2022 13:50	29.5	0.0	-68.6
7/6/2022 14:00	347.2	7/6/2022 14:00	11.8	0.0	-335.4
7/6/2022 14:10	333	7/6/2022 14:10	15.6	0.0	-317.4
7/6/2022 14:20	298.3	7/6/2022 14:20	45.6	0.0	-252.7
7/6/2022 14:30	710.1	7/6/2022 14:30	28.6	0.0	-681.5
7/6/2022 14:40	306.3	7/6/2022 14:40	15.2		

*****Particulate Threshold PM 10 15minute average = 100µg/m³ above background***

BRYDGES ENGINEERING
IN ENVIRONMENT AND ENERGY, DPC

960 Busti Ave.
Buffalo, New York 14213

Work Location Map

Date:	Wednesday, July 6, 2022
Site Name:	Pillgrim Village - Senior Site #C915363

Legend	
UW	Dust monitor location (Upwind)
DW	Dust monitor location (Downwind)
	Work Location

960 Busti Ave.
Buffalo, New York 14213

Daily Field Report

Date:	Thursday, July 7, 2022
Site Name:	Pillgrim Village - Senior Site #C915363
Location:	1100 Michigan Ave Buffalo NY
Contractor/Sub-Contractor:	Kulbacks
Weather Conditions:	Cloudy 78 ˚F E 7 mph

Description of Work Performed:

No remediation work being done on site.

Dust monitors were set up and runing throughout the day. No exceedances recorded.

Problems/Observations	None.
Health and Saftey Concerns:	None.
Contractor Work Force:	Kulbacks - 1 supervisor 2 operators 1 laboroer Niagara P&M - 1 supervisor, 1 engineer, 3 laborers
Contractor Equipment	Kulbacks - 2 excavators 2 dozers, 1 roller 1 skidster United Rentals water truck

Attachments : Daily report, Photo Log, Air Monitoring Report, Work Location Map

Inspectors Name	Jesse Zientek

960 Busti Ave.
Buffalo, New York 14213

Daily Field Report Continued

Date:	Thursday, July 7, 2022		
Site Name:	Pillgrim Village - Senior Site #C915363		
Location:	1100 Michigan Ave Buffalo NY		
Work Performed Continued			
Imported Material		Loads:	Amount (Tons)
Exported Material	Destination	Loads:	Amount (Tons)
Total Material Hauled - Approx. (Tons)			0

960 Busti Ave.
Buffalo, New York 14213

Photo Log

Date:	Thursday, July 7, 2022
Site Name:	Pillgrim Village - Senior Site #C915363

Photo 1

No remediation work being done at this time.

BRYDGES ENGINEERING
IN ENVIRONMENT AND ENERGY, DPC

Date: Thursday July 7, 2022

Site Name: Pilgrim Village

Upwind Data		Downwind Data			Delta
Time	PM10 15min Average (µg/m³)	Time	PM10 15min Average (µg/m³)	VOC 15min Average (ppm)	PM10 15min Average (µg/m³)
7/7/2022 8:10		7/7/2022 8:20	107.5		
7/7/2022 8:20	16.3	7/7/2022 8:30	98	0.0	81.7
7/7/2022 8:30	29.6	7/7/2022 8:40	13	0.0	-16.6
7/7/2022 8:40	22.5	7/7/2022 8:50	26.7	0.0	4.2
7/7/2022 8:50	11.7	7/7/2022 9:00	14.1	0.0	2.4
7/7/2022 9:00	10.1	7/7/2022 9:10	29.7	0.0	19.6
7/7/2022 9:10	11.5	7/7/2022 9:20	18.7	0.0	7.2
7/7/2022 9:20	11.9	7/7/2022 9:30	5.6	0.0	-6.3
7/7/2022 9:30	11.9	7/7/2022 9:40	5.1	0.0	-6.8
7/7/2022 9:40	14.1	7/7/2022 9:50	21	0.0	6.9
7/7/2022 9:50	14.9	7/7/2022 10:00	7.1	0.0	-7.8
7/7/2022 10:00	11.8	7/7/2022 10:10	24.5	0.0	12.7
7/7/2022 10:10	13.3	7/7/2022 10:20	9.5	0.0	-3.8
7/7/2022 10:20	14.8	7/7/2022 10:30	47.7	0.0	32.9
7/7/2022 10:30	9.7	7/7/2022 10:40	40.4	0.0	30.7
7/7/2022 10:40	7.1	7/7/2022 10:50	12.3	0.0	5.2
7/7/2022 10:50	8.2	7/7/2022 11:00	18.7	0.0	10.5
7/7/2022 11:00	7.1	7/7/2022 11:10	19.6	0.0	12.5
7/7/2022 11:10	7.8	7/7/2022 11:20	3.2	0.0	-4.6
7/7/2022 11:20	11.1	7/7/2022 11:30	14.8	0.0	3.7
7/7/2022 11:30	10.9	7/7/2022 11:40	7.5	0.0	-3.4
7/7/2022 11:40	37	7/7/2022 11:50	8.2	0.0	-28.8
7/7/2022 11:50	38.3	7/7/2022 12:00	7.9	0.0	-30.4
7/7/2022 12:00	90.6	7/7/2022 12:10	10.1	0.0	-80.5
7/7/2022 12:10	57.6	7/7/2022 12:20	3.7	0.0	-53.9
7/7/2022 12:20	24.4	7/7/2022 12:30	5.4	0.0	-19
7/7/2022 12:30	21.8	7/7/2022 12:40	2.9	0.0	-18.9
7/7/2022 12:40	9.4	7/7/2022 12:50	2.3	0.0	-7.1
7/7/2022 12:50	12.1	7/7/2022 13:00	2	0.0	-10.1
7/7/2022 13:00	13	7/7/2022 13:10	8.4	0.0	-4.6
7/7/2022 13:10	9.8	7/7/2022 13:20	2.4	0.0	-7.4
7/7/2022 13:20	9.5	7/7/2022 13:30	1.5	0.0	-8
7/7/2022 13:30	24.3	7/7/2022 13:40	18.3	0.0	-6
7/7/2022 13:40	12.5	7/7/2022 13:50	8.1	0.0	-4.4
7/7/2022 13:50	16.9	7/7/2022 14:00	1.6	0.0	-15.3
7/7/2022 14:00	44.6	7/7/2022 14:10	1.2	0.0	-43.4
7/7/2022 14:10	70.2	7/7/2022 14:20	8.7	0.0	-61.5
7/7/2022 14:20	65.2	7/7/2022 14:30	2.6	0.0	-62.6
7/7/2022 14:30	56	7/7/2022 14:40	1.6	0.0	-54.4
7/7/2022 14:40	12.7	7/6/2022 14:40	15.2		
7/7/2022 14:50	18.7				

*****Particulate Threshold PM 10 15minute average = 100µg/m³ above background***

960 Busti Ave.

Buffalo, New York 14213

Work Location Map

Date:	Thursday, July 7, 2022
Site Name:	Pillgrim Village - Senior Site #C915363

Legend	
UW	Dust monitor location (Upwind)
DW	Dust monitor location (Downwind)
	Work Location

960 Busti Ave.
Buffalo, New York 14213

Daily Field Report

Date:	Friday, July 8, 2022
Site Name:	Pillgrim Village - Senior Site #C915363
Location:	1100 Michigan Ave Buffalo NY
Contractor/Sub-Contractor:	Kulbacks
Weather Conditions:	Cloudy 78 ˚F E 7 mph

Description of Work Performed:

No remediation work being done on site.

Dust monitors were set up and runing throughout the day. No exceedances recorded.

Problems/Observations	None.
Health and Saftey Concerns:	None.
Contractor Work Force:	Kulbacks - 1 supervisor 2 operators 1 laboroer Niagara P&M - 1 supervisor, 1 engineer, 3 laborers
Contractor Equipment	Kulbacks - 2 excavators 2 dozers, 1 roller 1 skidster United Rentals water truck

Attachments : Daily report, Photo Log, Air Monitoring Report, Work Location Map

Inspectors Name	Jesse Zientek

960 Busti Ave.
Buffalo, New York 14213

Daily Field Report Continued

Date:	Friday, July 8, 2022		
Site Name:	Pillgrim Village - Senior Site #C915363		
Location:	1100 Michigan Ave Buffalo NY		
Work Performed Continued			
Imported Material		Loads:	Amount (Tons)
Exported Material	Destination	Loads:	Amount (Tons)
Total Material Hauled - Approx. (Tons)			0

960 Busti Ave.
Buffalo, New York 14213

Photo Log

Date:	Friday, July 8, 2022
Site Name:	Pillgrim Village - Senior Site #C915363

Photo 1

No remediation work being done at this time.

BRYDGES ENGINEERING
IN ENVIRONMENT AND ENERGY, DPC

Date: Friday July 8, 2022

Site Name: Pilgrim Village

Upwind Data		Downwind Data			Delta
Time	PM10 15min Average (µg/m³)	Time	PM10 15min Average (µg/m³)	VOC 15min Average (ppm)	PM10 15min Average (µg/m³)
7/8/2022 8:10		7/8/2022 8:20	87.6		
7/8/2022 8:20	21.7	7/8/2022 8:30	68	0.0	46.3
7/8/2022 8:30	30.5	7/8/2022 8:40	12	0.0	-18.5
7/8/2022 8:40	18.4	7/8/2022 8:50	26.7	0.0	8.3
7/8/2022 8:50	11.7	7/8/2022 9:00	14.1	0.0	2.4
7/8/2022 9:00	16.4	7/8/2022 9:10	29.7	0.0	13.3
7/8/2022 9:10	14.7	7/8/2022 9:20	18.7	0.0	4
7/8/2022 9:20	6	7/8/2022 9:30	5.6	0.0	-0.4
7/8/2022 9:30	24.2	7/8/2022 9:40	5.1	0.0	-19.1
7/8/2022 9:40	33.6	7/8/2022 9:50	21	0.0	-12.6
7/8/2022 9:50	34.5	7/8/2022 10:00	7.1	0.0	-27.4
7/8/2022 10:00	38.7	7/8/2022 10:10	24.5	0.0	-14.2
7/8/2022 10:10	16.8	7/8/2022 10:20	9.5	0.0	-7.3
7/8/2022 10:20	15.7	7/8/2022 10:30	47.7	0.0	32
7/8/2022 10:30	18.4	7/8/2022 10:40	40.4	0.0	22
7/8/2022 10:40	6	7/8/2022 10:50	12.3	0.0	6.3
7/8/2022 10:50	6.6	7/8/2022 11:00	18.7	0.0	12.1
7/8/2022 11:00	10.8	7/8/2022 11:10	19.6	0.0	8.8
7/8/2022 11:10	21.1	7/8/2022 11:20	3.2	0.0	-17.9
7/8/2022 11:20	16.6	7/8/2022 11:30	14.8	0.0	-1.8
7/8/2022 11:30	29	7/8/2022 11:40	7.5	0.0	-21.5
7/8/2022 11:40	63.3	7/8/2022 11:50	8.2	0.0	-55.1
7/8/2022 11:50	93.2	7/8/2022 12:00	7.9	0.0	-85.3
7/8/2022 12:00	71.1	7/8/2022 12:10	10.1	0.0	-61
7/8/2022 12:10	38.7	7/8/2022 12:20	3.7	0.0	-35
7/8/2022 12:20	40.6	7/8/2022 12:30	5.4	0.0	-35.2
7/8/2022 12:30	20	7/8/2022 12:40	2.9	0.0	-17.1
7/8/2022 12:40	14.8	7/8/2022 12:50	2.3	0.0	-12.5
7/8/2022 12:50	81.7	7/8/2022 13:00	2	0.0	-79.7
7/8/2022 13:00	44.5	7/8/2022 13:10	8.4	0.0	-36.1
7/8/2022 13:10	49	7/8/2022 13:20	2.4	0.0	-46.6
7/8/2022 13:20	13.1	7/8/2022 13:30	1.5	0.0	-11.6
7/8/2022 13:30	17.4	7/8/2022 13:40	18.3	0.0	0.9
7/8/2022 13:40	55.8	7/8/2022 13:50	8.1	0.0	-47.7
7/8/2022 13:50	29.5	7/8/2022 14:00	1.6	0.0	-27.9
7/8/2022 14:00	38.7	7/8/2022 14:10	1.2	0.0	-37.5
7/8/2022 14:10	87.3	7/8/2022 14:20	8.7	0.0	-78.6
7/8/2022 14:20	65.2	7/8/2022 14:30	2.6	0.0	-62.6
7/8/2022 14:30	56	7/8/2022 14:40	1.6	0.0	-54.4
7/8/2022 14:40	12.7	7/8/2022 14:50	15.2		
7/8/2022 14:50	18.7				

*****Particulate Threshold PM 10 15minute average = 100µg/m³ above background***

BRYDGES ENGINEERING
IN ENVIRONMENT AND ENERGY, DPC

960 Busti Ave.
Buffalo, New York 14213

Work Location Map

Date:	Friday, July 8, 2022
Site Name:	Pillgrim Village - Senior Site #C915363

Legend	
UW	Dust monitor location (Upwind)
DW	Dust monitor location (Downwind)
	Work Location

960 Busti Ave.
Buffalo, New York 14213

Daily Field Report

Date:	Monday, July 11, 2022
Site Name:	Pillgrim Village - Senior Site #C915363
Location:	1100 Michigan Ave Buffalo NY
Contractor/Sub-Contractor:	Kulbacks
Weather Conditions:	Cloudy 65 ˚F S 7 mph
Description of Work Performed: No remediation work being done on site. Dust monitors were set up and runing throughout the day. No exceedances recorded.	
Problems/Observations	None.
Health and Saftey Concerns:	None.
Contractor Work Force:	Kulbacks - 1 supervisor 2 operators 1 laboroer Niagara P&M - 1 supervisor, 1 engineer, 3 laborers
Contractor Equipment	Kulbacks - 2 excavators 2 dozers, 1 roller 1 skidster United Rentals water truck
Attachments : Daily report, Photo Log, Air Monitoring Report, Work Location Map	
Inspectors Name	Jesse Zientek

960 Busti Ave.
Buffalo, New York 14213

Daily Field Report Continued

Date:	Monday, July 11, 2022		
Site Name:	Pillgrim Village - Senior Site #C915363		
Location:	1100 Michigan Ave Buffalo NY		
Work Performed Continued			
Imported Material		Loads:	Amount (Tons)
Exported Material	Destination	Loads:	Amount (Tons)
Total Material Hauled - Approx. (Tons)			0

960 Busti Ave.
Buffalo, New York 14213

Photo Log

Date:	Monday, July 11, 2022
Site Name:	Pillgrim Village - Senior Site #C915363

Photo 1

No remediation work being done at this time.

BRYDGES ENGINEERING
IN ENVIRONMENT AND ENERGY, DPC

Date: Monday July 11, 2022

Site Name: Pilgrim Village

Upwind Data		Downwind Data			Delta
Time	PM10 15min Average (µg/m³)	Time	PM10 15min Average (µg/m³)	VOC 15min Average (ppm)	PM10 15min Average (µg/m³)
7/11/2022 8:10		7/11/2022 8:20	16.8		
7/11/2022 8:20	23.2	7/11/2022 8:30	32.1	0.0	8.9
7/11/2022 8:30	28.9	7/11/2022 8:40	12	0.0	-16.9
7/11/2022 8:40	18.2	7/11/2022 8:50	26.6	0.0	8.4
7/11/2022 8:50	21.1	7/11/2022 9:00	3.4	0.0	-17.7
7/11/2022 9:00	42.7	7/11/2022 9:10	3.4	0.0	-39.3
7/11/2022 9:10	64.2	7/11/2022 9:20	28.4	0.0	-35.8
7/11/2022 9:20	34.5	7/11/2022 9:30	38.9	0.0	4.4
7/11/2022 9:30	33.5	7/11/2022 9:40	22.4	0.0	-11.1
7/11/2022 9:40	33.4	7/11/2022 9:50	10.2	0.0	-23.2
7/11/2022 9:50	31.4	7/11/2022 10:00	24.7	0.0	-6.7
7/11/2022 10:00	53.6	7/11/2022 10:10	24.3	0.0	-29.3
7/11/2022 10:10	53.5	7/11/2022 10:20	13.3	0.0	-40.2
7/11/2022 10:20	38.1	7/11/2022 10:30	16.2	0.0	-21.9
7/11/2022 10:30	26.2	7/11/2022 10:40	22.8	0.0	-3.4
7/11/2022 10:40	14.2	7/11/2022 10:50	11.3	0.0	-2.9
7/11/2022 10:50	54.5	7/11/2022 11:00	7.6	0.0	-46.9
7/11/2022 11:00	59.9	7/11/2022 11:10	10.7	0.0	-49.2
7/11/2022 11:10	65.5	7/11/2022 11:20	11.3	0.0	-54.2
7/11/2022 11:20	22.8	7/11/2022 11:30	17	0.0	-5.8
7/11/2022 11:30	57.6	7/11/2022 11:40	15.7	0.0	-41.9
7/11/2022 11:40	67.1	7/11/2022 11:50	21	0.0	-46.1
7/11/2022 11:50	53.3	7/11/2022 12:00	47.5	0.0	-5.8
7/11/2022 12:00	17.9	7/11/2022 12:10	31.8	0.0	13.9
7/11/2022 12:10	17.6	7/11/2022 12:20	24.9	0.0	7.3
7/11/2022 12:20	56.9	7/11/2022 12:30	7.8	0.0	-49.1
7/11/2022 12:30	37.2	7/11/2022 12:40	7.7	0.0	-29.5
7/11/2022 12:40	53.4	7/11/2022 12:50	5.8	0.0	-47.6
7/11/2022 12:50	60.1	7/11/2022 13:00	38	0.0	-22.1
7/11/2022 13:00	73.4	7/11/2022 13:10	34.6	0.0	-38.8
7/11/2022 13:10	65.7	7/11/2022 13:20	41.4	0.0	-24.3
7/11/2022 13:20	34.4	7/11/2022 13:30	26.9	0.0	-7.5
7/11/2022 13:30	40.4	7/11/2022 13:40	40.5	0.0	0.1
7/11/2022 13:40	35.8	7/11/2022 13:50	34.1	0.0	-1.7
7/11/2022 13:50	43.5	7/11/2022 14:00	11.5	0.0	-32
7/11/2022 14:00	71.1	7/11/2022 14:10	4.5	0.0	-66.6
7/11/2022 14:10	32.4	7/11/2022 14:20	8.6	0.0	-23.8
7/11/2022 14:20	67.8	7/11/2022 14:30	7.9	0.0	-59.9
7/11/2022 14:30	75.5	7/11/2022 14:40	3.3	0.0	-72.2
7/11/2022 14:40	68.9	7/11/2022 14:50	2.8		

*****Particulate Threshold PM 10 15minute average = 100µg/m³ above background***

960 Busti Ave.
Buffalo, New York 14213

Work Location Map

Date:	Monday, July 11, 2022
Site Name:	Pillgrim Village - Senior Site #C915363

Legend	
UW	Dust monitor location (Upwind)
DW	Dust monitor location (Downwind)
	Work Location

960 Busti Ave.
Buffalo, New York 14213

Daily Field Report

Date:	Tuesday, July 12, 2022
Site Name:	Pillgrim Village - Senior Site #C915363
Location:	1100 Michigan Ave Buffalo NY
Contractor/Sub-Contractor:	Kulbacks
Weather Conditions:	Sunny 81 ˚F NE 13 mph
Description of Work Performed: No remediation work being done on site. Dust monitors were set up and runing throughout the day. No exceedances recorded.	
Problems/Observations	None.
Health and Saftey Concerns:	None.
Contractor Work Force:	Kulbacks - 1 supervisor 2 operators 1 laboroer Niagara P&M - 1 supervisor, 1 engineer, 3 laborers
Contractor Equipment	Kulbacks - 2 excavators 2 dozers, 1 roller 1 skidster United Rentals water truck
Attachments : Daily report, Photo Log, Air Monitoring Report, Work Location Map	
Inspectors Name	Sydney Deck

960 Busti Ave.
Buffalo, New York 14213

Daily Field Report Continued

Date:	Tuesday, July 12, 2022		
Site Name:	Pillgrim Village - Senior Site #C915363		
Location:	1100 Michigan Ave Buffalo NY		
Work Performed Continued			
Imported Material		Loads:	Amount (Tons)
Exported Material	Destination	Loads:	Amount (Tons)
Total Material Hauled - Approx. (Tons)			0

960 Busti Ave.
Buffalo, New York 14213

Photo Log

Date:	Tuesday, July 12, 2022
Site Name:	Pillgrim Village - Senior Site #C915363

Photo 1

No remediation work being done at this time.

960 Busti Ave.
Buffalo, New York 14213

Community Air Monitoring Program Data

Date:	Tuesday, July 12, 2022				
Site Name:	Pillgrim Village - Senior Site #C915363				
Upwind Data		Downwind Data			Delta
Time	PM 10 - 15 min AVG (µg/m³)	Time	PM 10 - 15 min AVG (µg/m³)	VOC	PM 10 - 15m AVG (µg/m³)
6/17/22 8:20 AM	34.6			0	-34.6
6/17/22 8:30 AM	38	6/17/22 8:30 AM	16.7	0	-21.3
6/17/22 8:40 AM	9.1	6/17/22 8:40 AM	98.8	0	89.7
6/17/22 8:50 AM	18.1	6/17/22 8:50 AM	32.4	0	14.3
6/17/22 9:00 AM	24.9	6/17/22 9:00 AM	15.8	0	-9.1
6/17/22 9:10 AM	30.4	6/17/22 9:10 AM	24.9	0	-5.5
6/17/22 9:20 AM	7.9	6/17/22 9:20 AM	34.2	0	26.3
6/17/22 9:30 AM	7	6/17/22 9:30 AM	25.4	0	18.4
6/17/22 9:40 AM	22.9	6/17/22 9:40 AM	24.8	0	1.9
6/17/22 9:50 AM	27	6/17/22 9:50 AM	20	0	-7
6/17/22 10:00 AM	10.4	6/17/22 10:00 AM	20.4	0	10
6/17/22 10:10 AM	12	6/17/22 10:10 AM	32.1	0	20.1
6/17/22 10:20 AM	14.5	6/17/22 10:20 AM	13.7	0	-0.8
6/17/22 10:30 AM	19.4	6/17/22 10:30 AM	18.1	0	-1.3
6/17/22 10:40 AM	16	6/17/22 10:40 AM	20.2	0	4.2
6/17/22 10:50 AM	12	6/17/22 10:50 AM	29.5	0	17.5
6/17/22 11:00 AM	12.1	6/17/22 11:00 AM	35.1	0	23
6/17/22 11:10 AM	9.8	6/17/22 11:10 AM	23.7	0	13.9
6/17/22 11:20 AM	11.5	6/17/22 11:20 AM	22.6	0	11.1
6/17/22 11:30 AM	9.2	6/17/22 11:30 AM	40.3	0	31.1
6/17/22 11:40 AM	9.5	6/17/22 11:40 AM	47.7	0	38.2
6/17/22 11:50 AM	7.7	6/17/22 11:50 AM	43.5	0	35.8
6/17/22 12:00 PM	5.3	6/17/22 12:00 PM	22.6	0	17.3
6/17/22 12:10 PM	9.5	6/17/22 12:10 PM	59.9	0	50.4
6/17/22 12:20 PM	13.8	6/17/22 12:20 PM	60	0	46.2
6/17/22 12:30 PM	19.7	6/17/22 12:30 PM	46.2	0	26.5
6/17/22 12:40 PM	11.1	6/17/22 12:40 PM	33.2	0	22.1
6/17/22 12:50 PM	21.6	6/17/22 12:50 PM	49.7	0	28.1
6/17/22 1:00 PM	58.8	6/17/22 1:00 PM	66.3	0	7.5
6/17/22 1:10 PM	54.7	6/17/22 1:10 PM	117.2	0	62.5
6/17/22 1:20 PM	24.3	6/17/22 1:20 PM	57.2	0	32.9
6/17/22 1:30 PM	50	6/17/22 1:30 PM	44	0	-6
6/17/22 1:40 PM	23	6/17/22 1:40 PM	91.9	0	68.9
6/17/22 1:50 PM	16.1	6/17/22 1:50 PM	83	0	66.9

*****Particulate Threshold PM 10 15minute average = 100µg/m³ above background***

960 Busti Ave.
Buffalo, New York 14213

Work Location Map

Date:	Tuesday, July 12, 2022
Site Name:	Pillgrim Village - Senior Site #C915363

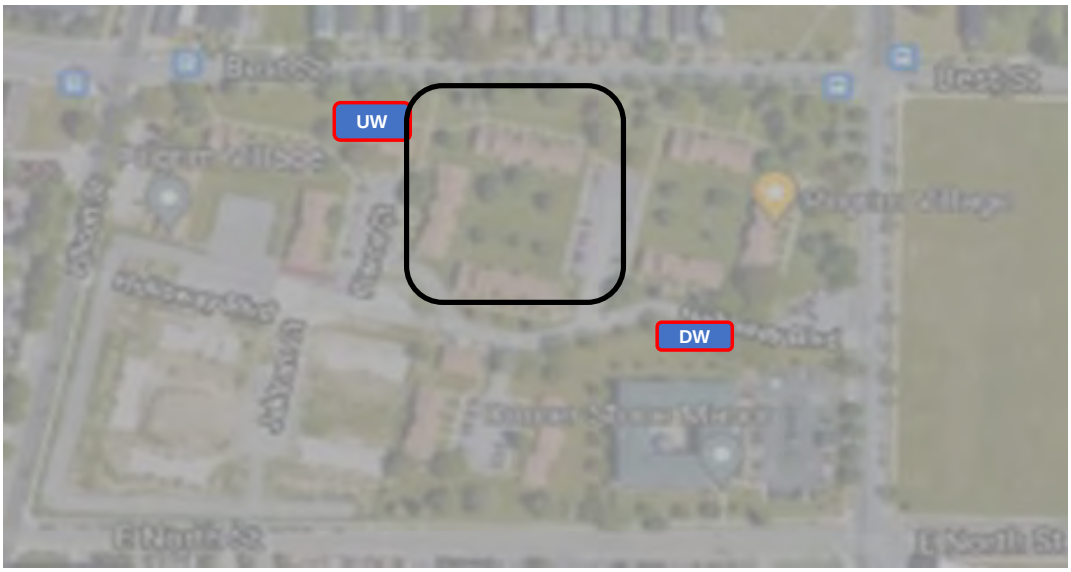

Legend	
UW	Dust monitor location (Upwind)
DW	Dust monitor location (Downwind)
	Work Location

960 Busti Ave.
Buffalo, New York 14213

Daily Field Report

Date:	Wednesday, July 13, 2022
Site Name:	Pillgrim Village - Senior Site #C915363
Location:	1100 Michigan Ave Buffalo NY
Contractor/Sub-Contractor:	Kulbacks
Weather Conditions:	Mostly Cloudy 77 ˚F SW 8 mph
Description of Work Performed: No remediation work being done on site. Dust monitors were set up and runing throughout the day. No exceedances recorded.	
Problems/Observations	None.
Health and Saftey Concerns:	None.
Contractor Work Force:	Kulbacks - 1 supervisor 2 operators 1 laboroer Niagara P&M - 1 supervisor, 1 engineer, 3 laborers
Contractor Equipment	Kulbacks - 2 excavators 2 dozers, 1 roller 1 skidster United Rentals water truck
Attachments : Daily report, Photo Log, Air Monitoring Report, Work Location Map	
Inspectors Name	Sydney Deck

960 Busti Ave.
Buffalo, New York 14213

Daily Field Report Continued

Date:	Wednesday, July 13, 2022		
Site Name:	Pillgrim Village - Senior Site #C915363		
Location:	1100 Michigan Ave Buffalo NY		
Work Performed Continued			
Imported Material		Loads:	Amount (Tons)
Exported Material	Destination	Loads:	Amount (Tons)
Total Material Hauled - Approx. (Tons)			0

960 Busti Ave.
Buffalo, New York 14213

Photo Log

Date:	Wednesday, July 13, 2022
Site Name:	Pillgrim Village - Senior Site #C915363

Photo 1

No remediation work being done at this time.

960 Busti Ave.
Buffalo, New York 14213

Community Air Monitoring Program Data

Date:	Wednesday, July 13, 2022				
Site Name:	Pillgrim Village - Senior Site #C915363				
Upwind Data		Downwind Data			Delta
Time	PM 10 - 15 min AVG (µg/m³)	Time	PM 10 - 15 min AVG (µg/m³)	VOC	PM 10 - 15m AVG (µg/m³)
7/13/22 8:30 AM	78.9	7/13/22 8:30 AM	13	0	-65.9
7/13/22 8:40 AM	34.8	7/13/22 8:40 AM	11.4	0	-23.4
7/13/22 8:50 AM	38	7/13/22 8:50 AM	5.7	0	-32.3
7/13/22 9:00 AM	69	7/13/22 9:00 AM	8.3	0	-60.7
7/13/22 9:10 AM	62.5	7/13/22 9:10 AM	2.5	0	-60
7/13/22 9:20 AM	37.5	7/13/22 9:20 AM	2.6	0	-34.9
7/13/22 9:30 AM	17.1	7/13/22 9:30 AM	5.3	0	-11.8
7/13/22 9:40 AM	12.3	7/13/22 9:40 AM	3.9	0	-8.4
7/13/22 9:50 AM	7.5	7/13/22 9:50 AM	7.6	0	0.1
7/13/22 10:00 AM	7.8	7/13/22 10:00 AM	7.8	0	0
7/13/22 10:10 AM	9.3	7/13/22 10:10 AM	6.3	0	-3
7/13/22 10:20 AM	17.8	7/13/22 10:20 AM	3.2	0	-14.6
7/13/22 10:30 AM	17.7	7/13/22 10:30 AM	2.4	0	-15.3
7/13/22 10:40 AM	9.5	7/13/22 10:40 AM	1.9	0	-7.6
7/13/22 10:50 AM	7.6	7/13/22 10:50 AM	2.3	0	-5.3
7/13/22 11:00 AM	8.5	7/13/22 11:00 AM	2	0	-6.5
7/13/22 11:10 AM	8	7/13/22 11:10 AM	2.2	0	-5.8
7/13/22 11:20 AM	6.9	7/13/22 11:20 AM	2.5	0	-4.4
7/13/22 11:30 AM	6.2	7/13/22 11:30 AM	26.8	0	20.6
7/13/22 11:40 AM	4.8	7/13/22 11:40 AM	30.8	0	26
7/13/22 11:50 AM	4.9	7/13/22 11:50 AM	5.1	0	0.2
7/13/22 12:00 PM	5.3	7/13/22 12:00 PM	2.2	0	-3.1
7/13/22 12:10 PM	6.5	7/13/22 12:10 PM	1.7	0	-4.8
7/13/22 12:20 PM	6	7/13/22 12:20 PM	1.4	0	-4.6
7/13/22 12:30 PM	5.8	7/13/22 12:30 PM	2.3	0	-3.5
7/13/22 12:40 PM	4.9	7/13/22 12:40 PM	1.6	0	-3.3
7/13/22 12:50 PM	4.8	7/13/22 12:50 PM	1.8	0	-3
7/13/22 1:00 PM	4.3	7/13/22 1:00 PM	2.7	0	-1.6
7/13/22 1:10 PM	5.4	7/13/22 1:10 PM	1.9	0	-3.5
7/13/22 1:20 PM	6	7/13/22 1:20 PM	2.1	0	-3.9
7/13/22 1:30 PM	5.9	7/13/22 1:30 PM	3.4	0	-2.5
7/13/22 1:40 PM	5.4	7/13/22 1:40 PM	2.2	0	-3.2
7/13/22 1:50 PM	3.6	7/13/22 1:50 PM	2.7	0	-0.9
7/13/22 2:00 PM	3.8	7/13/22 2:00 PM	2.9	0	-0.9
7/13/22 2:10 PM	4.1	7/13/22 2:10 PM	2.6	0	-1.5
7/13/22 2:20 PM	4.4	7/13/22 2:20 PM	2.6	0	-1.8
7/13/22 2:30 PM	4.7	7/13/22 2:30 PM	2.1	0	-2.6
7/13/22 2:40 PM	4.2	7/13/22 2:40 PM	1.9	0	-2.3
7/13/22 2:50 PM	4.4	7/13/22 2:50 PM	2.3	0	-2.1
7/13/22 3:00 PM	3.1	7/13/22 3:00 PM	2.9	0	-0.2
7/13/22 3:10 PM	3.3	7/13/22 3:10 PM	8.7	0	5.4
				0	0
				0	0
				0	0
				0	0

*****Particulate Threshold PM 10 15minute average = 100µg/m³ above background***

BRYDGES ENGINEERING
IN ENVIRONMENT AND ENERGY, DPC

960 Busti Ave.
Buffalo, New York 14213

Work Location Map

Date:	Wednesday, July 13, 2022
Site Name:	Pillgrim Village - Senior Site #C915363

Legend	
UW	Dust monitor location (Upwind)
DW	Dust monitor location (Downwind)
	Work Location

960 Busti Ave.
Buffalo, New York 14213

Daily Field Report

Date:	Thursday, July 14, 2022
Site Name:	Pillgrim Village - Senior Site #C915363
Location:	1100 Michigan Ave Buffalo NY
Contractor/Sub-Contractor:	Kulbacks
Weather Conditions:	Mostly Cloudy 79 ˚F N 8 mph

Description of Work Performed:

No remediation work being done on site.

Dust monitors were set up and runing throughout the day. No exceedances recorded.

Problems/Observations	None.
Health and Saftey Concerns:	None.
Contractor Work Force:	Kulbacks - 1 supervisor 2 operators 1 laboroer Niagara P&M - 1 supervisor, 1 engineer, 3 laborers
Contractor Equipment	Kulbacks - 2 excavators 2 dozers, 1 roller 1 skidster United Rentals water truck

Attachments : Daily report, Photo Log, Air Monitoring Report, Work Location Map

Inspectors Name	Sydney Deck

960 Busti Ave.
Buffalo, New York 14213

Daily Field Report Continued

Date:	Thursday, July 14, 2022		
Site Name:	Pillgrim Village - Senior Site #C915363		
Location:	1100 Michigan Ave Buffalo NY		
Work Performed Continued			
Imported Material		Loads:	Amount (Tons)
Exported Material	Destination	Loads:	Amount (Tons)
Total Material Hauled - Approx. (Tons)			0

960 Busti Ave.
Buffalo, New York 14213

Photo Log

Date:	Thursday, July 14, 2022
Site Name:	Pillgrim Village - Senior Site #C915363

Photo 1

No remediation work being done at this time.

960 Busti Ave.
Buffalo, New York 14213

Community Air Monitoring Program Data

Date:	Thursday, July 14, 2022
Site Name:	Pillgrim Village - Senior Site #C915363

Upwind Data		Downwind Data			Delta
Time	PM 10 - 15 min AVG (µg/m³)	Time	PM 10 - 15 min AVG (µg/m³)	VOC	PM 10 - 15m AVG (µg/m³)
7/14/22 9:40 AM	4.4	7/14/22 9:40 AM	10	0	5.6
7/14/22 9:50 AM	13.4	7/14/22 9:50 AM	17.2	0	3.8
7/14/22 10:00 AM	15.8	7/14/22 10:00 AM	29.7	0	13.9
7/14/22 10:10 AM	13.1	7/14/22 10:10 AM	34.7	0	21.6
7/14/22 10:20 AM	17.4	7/14/22 10:20 AM	9.8	0	-7.6
7/14/22 10:30 AM	21.5	7/14/22 10:30 AM	46.5	0	25
7/14/22 10:40 AM	23.3	7/14/22 10:40 AM	13.2	0	-10.1
7/14/22 10:50 AM	5.8	7/14/22 10:50 AM	5.1	0	-0.7
7/14/22 11:00 AM	7.2	7/14/22 11:00 AM	6.1	0	-1.1
7/14/22 11:10 AM	15.2	7/14/22 11:10 AM	23	0	7.8
7/14/22 11:20 AM	14.3	7/14/22 11:20 AM	45.1	0	30.8
7/14/22 11:30 AM	12.2	7/14/22 11:30 AM	20	0	7.8
7/14/22 11:40 AM	2.7	7/14/22 11:40 AM	15.3	0	12.6
7/14/22 11:50 AM	10.5	7/14/22 11:50 AM	27.1	0	16.6
7/14/22 12:00 PM	9.8	7/14/22 12:00 PM	42.5	0	32.7
7/14/22 12:10 PM	4.2	7/14/22 12:10 PM	36.2	0	32
7/14/22 12:20 PM	12	7/14/22 12:20 PM	32.3	0	20.3
7/14/22 12:30 PM	16.9	7/14/22 12:30 PM	10.1	0	-6.8
7/14/22 12:40 PM	5.8	7/14/22 12:40 PM	30.8	0	25
7/14/22 12:50 PM	35.8	7/14/22 12:50 PM	11.8	0	-24
7/14/22 1:00 PM	24.9	7/14/22 1:00 PM	13.9	0	-11
7/14/22 1:10 PM	6.1	7/14/22 1:10 PM	7.5	0	1.4
7/14/22 1:20 PM	5.2	7/14/22 1:20 PM	10	0	4.8
7/14/22 1:30 PM	24.1			0	-24.1
7/14/22 1:40 PM	33.3			0	-33.3
7/14/22 1:50 PM	17.7			0	-17.7
7/14/22 2:00 PM	2			0	-2
7/14/22 2:10 PM	4.7			0	-4.7
7/14/22 2:20 PM	22			0	-22

*****Particulate Threshold PM 10 15minute average = 100µg/m³ above background***

BRYDGES ENGINEERING
IN ENVIRONMENT AND ENERGY, DPC

960 Busti Ave.
Buffalo, New York 14213

Work Location Map

Date:	Thursday, July 14, 2022
Site Name:	Pillgrim Village - Senior Site #C915363

Legend	
UW	Dust monitor location (Upwind)
DW	Dust monitor location (Downwind)
	Work Location

960 Busti Ave.
Buffalo, New York 14213

Daily Field Report

Date:	Friday, July 15, 2022
Site Name:	Pillgrim Village - Senior Site #C915363
Location:	1100 Michigan Ave Buffalo NY
Contractor/Sub-Contractor:	Kulbacks
Weather Conditions:	Mostly Cloudy 81 ˚F S 8 mph

Description of Work Performed:

No remediation work being done on site.

Dust monitors were set up and runing throughout the day. Exceedances recorded at 11:30, 12:50 and 2:50PM

Problems/Observations	None.
Health and Saftey Concerns:	PM exceedances sporatic throughout the day. Kulbacks deployed water truck to help with dust.
Contractor Work Force:	Kulbacks - 1 supervisor 2 operators 1 laboroer Niagara P&M - 1 supervisor, 1 engineer, 3 laborers
Contractor Equipment	Kulbacks - 2 excavators 2 dozers, 1 roller 1 skidster United Rentals water truck

Attachments : Daily report, Photo Log, Air Monitoring Report, Work Location Map

Inspectors Name	Sydney Deck

960 Busti Ave.
Buffalo, New York 14213

Daily Field Report Continued

Date:	Friday, July 15, 2022		
Site Name:	Pillgrim Village - Senior Site #C915363		
Location:	1100 Michigan Ave Buffalo NY		
Work Performed Continued			
Imported Material		Loads:	Amount (Tons)
Exported Material	Destination	Loads:	Amount (Tons)
Total Material Hauled - Approx. (Tons)			0

960 Busti Ave.
Buffalo, New York 14213

Photo Log

Date:	Friday, July 15, 2022
Site Name:	Pillgrim Village - Senior Site #C915363

Photo 1

No remediation work being done at this time.

960 Busti Ave.
Buffalo, New York 14213

Community Air Monitoring Program Data

Date:	Friday, July 15, 2022				
Site Name:	Pillgrim Village - Senior Site #C915363				
Upwind Data		Downwind Data			Delta
Time	PM 10 - 15 min AVG (µg/m³)	Time	PM 10 - 15 min AVG (µg/m³)	VOC	PM 10 - 15m AVG (µg/m³)
7/15/22 8:30 AM	3.7	7/15/22 8:30 AM	32.8	0	29.1
7/15/22 8:40 AM	3.6	7/15/22 8:40 AM	27.2	0	23.6
7/15/22 8:50 AM	2.2	7/15/22 8:50 AM	29.9	0	27.7
7/15/22 9:00 AM	2.4	7/15/22 9:00 AM	18.3	0	15.9
7/15/22 9:10 AM	2.8	7/15/22 9:10 AM	15.7	0	12.9
7/15/22 9:20 AM	2.6	7/15/22 9:20 AM	18.6	0	16
7/15/22 9:30 AM	2.1	7/15/22 9:30 AM	37.6	0	35.5
7/15/22 9:40 AM	1.7	7/15/22 9:40 AM	39.7	0	38
7/15/22 9:50 AM	2.3	7/15/22 9:50 AM	66.5	0	64.2
7/15/22 10:00 AM	2.2	7/15/22 10:00 AM	64.1	0	61.9
7/15/22 10:10 AM	2.9	7/15/22 10:10 AM	71.6	0	68.7
7/15/22 10:20 AM	2.8	7/15/22 10:20 AM	65.7	0	62.9
7/15/22 10:30 AM	2.9	7/15/22 10:30 AM	20.6	0	17.7
7/15/22 10:40 AM	3.5	7/15/22 10:40 AM	17.9	0	14.4
7/15/22 10:50 AM	3.9	7/15/22 10:50 AM	20	0	16.1
7/15/22 11:00 AM	8.6	7/15/22 11:00 AM	35.1	0	26.5
7/15/22 11:10 AM	3	7/15/22 11:10 AM	44.6	0	41.6
7/15/22 11:20 AM	2.4	7/15/22 11:20 AM	87.8	0	85.4
7/15/22 11:30 AM	2.4	7/15/22 11:30 AM	105.5	0	103.1
7/15/22 11:40 AM	3.1	7/15/22 11:40 AM	99.6	0	96.5
7/15/22 11:50 AM	3.5	7/15/22 11:50 AM	97.6	0	94.1
7/15/22 12:00 PM	4.9	7/15/22 12:00 PM	79.1	0	74.2
7/15/22 12:10 PM	4	7/15/22 12:10 PM	63.3	0	59.3
7/15/22 12:20 PM	1.9	7/15/22 12:20 PM	41.9	0	40
7/15/22 12:30 PM	2.7	7/15/22 12:30 PM	28.1	0	25.4
7/15/22 12:40 PM	2.9	7/15/22 12:40 PM	34.3	0	31.4
7/15/22 12:50 PM	3.1	7/15/22 12:50 PM	108.4	0	105.3
7/15/22 1:00 PM	8.8	7/15/22 1:00 PM	142.8	0	134
7/15/22 1:10 PM	3	7/15/22 1:10 PM	29.6	0	26.6
7/15/22 1:20 PM	1.9	7/15/22 1:20 PM	93	0	91.1
7/15/22 1:30 PM	5.4	7/15/22 1:30 PM	53.4	0	48
7/15/22 1:40 PM	8.1	7/15/22 1:40 PM	33.2	0	25.1
7/15/22 1:50 PM	13.9	7/15/22 1:50 PM	70.9	0	57
7/15/22 2:00 PM	6.3	7/15/22 2:00 PM	68.1	0	61.8
7/15/22 2:10 PM	29.1	7/15/22 2:10 PM	48	0	18.9
7/15/22 2:20 PM	14.1	7/15/22 2:20 PM	87.1	0	73
7/15/22 2:30 PM	2.2	7/15/22 2:30 PM	54.5	0	52.3
7/15/22 2:40 PM	5	7/15/22 2:40 PM	102.4	0	97.4
7/15/22 2:50 PM	5	7/15/22 2:50 PM	109.9	0	104.9
7/15/22 3:00 PM	21.2	7/15/22 3:00 PM	11.1	0	-10.1
7/15/22 3:10 PM	61.2	7/15/22 3:10 PM	30.9	0	-30.3
				0	0
				0	0
				0	0
				0	0

*****Particulate Threshold PM 10 15minute average = 100µg/m³ above background***

BRYDGES ENGINEERING
IN ENVIRONMENT AND ENERGY, DPC

960 Busti Ave.
Buffalo, New York 14213

Work Location Map

Date:	Friday, July 15, 2022
Site Name:	Pillgrim Village - Senior Site #C915363

Legend	
UW	Dust monitor location (Upwind)
DW	Dust monitor location (Downwind)
	Work Location

960 Busti Ave.
Buffalo, New York 14213

Daily Field Report

Date:	Monday, July 18, 2022
Site Name:	Pillgrim Village - Senior Site #C915363
Location:	1100 Michigan Ave Buffalo NY
Contractor/Sub-Contractor:	Kulbacks
Weather Conditions:	Rain 75 ˚F SW 12 mph

Description of Work Performed:

No remediation work being done on site.

Dust monitors were set up and runing throughout the day. No exceedances were detected today.

Problems/Observations	None.
Health and Saftey Concerns:	PM exceedances sporatic throughout the day. Kulbacks deployed water truck to help with dust.
Contractor Work Force:	Kulbacks - 1 supervisor 2 operators 1 laboroer Niagara P&M - 1 supervisor, 1 engineer, 3 laborers
Contractor Equipment	Kulbacks - 2 excavators 2 dozers, 1 roller 1 skidster United Rentals water truck

Attachments : Daily report, Photo Log, Air Monitoring Report, Work Location Map

Inspectors Name	Sydney Deck

960 Busti Ave.
Buffalo, New York 14213

Daily Field Report Continued

Date:	Monday, July 18, 2022		
Site Name:	Pillgrim Village - Senior Site #C915363		
Location:	1100 Michigan Ave Buffalo NY		
Work Performed Continued			
Imported Material		Loads:	Amount (Tons)
Exported Material	Destination	Loads:	Amount (Tons)
Total Material Hauled - Approx. (Tons)			0

960 Busti Ave.
Buffalo, New York 14213

Photo Log

Date:	Monday, July 18, 2022
Site Name:	Pillgrim Village - Senior Site #C915363

Photo 1

No remediation work being done at this time.

960 Busti Ave.
Buffalo, New York 14213

Community Air Monitoring Program Data

Date:	Monday, July 18, 2022
Site Name:	Pillgrim Village - Senior Site #C915363

Upwind Data		Downwind Data			Delta
Time	PM 10 - 15 min AVG (µg/m³)	Time	PM 10 - 15 min AVG (µg/m³)	VOC	PM 10 - 15m AVG (µg/m³)
7/18/22 8:30 AM	0.2	7/18/22 8:30 AM	7.5	0	7.3
7/18/22 8:40 AM	3	7/18/22 8:40 AM	5.8	0	2.8
7/18/22 8:50 AM	7	7/18/22 8:50 AM	2.2	0	-4.8
7/18/22 9:00 AM	6.6	7/18/22 9:00 AM	1.2	0	-5.4
7/18/22 9:10 AM	6.2	7/18/22 9:10 AM	0.6	0	-5.6
7/18/22 9:20 AM	6.5	7/18/22 9:20 AM	0.4	0	-6.1
7/18/22 9:30 AM	6.2	7/18/22 9:30 AM	0.2	0	-6
7/18/22 9:40 AM	6.7	7/18/22 9:40 AM	0	0	-6.7
7/18/22 9:50 AM	7.4	7/18/22 9:50 AM	0.1	0	-7.3
7/18/22 10:00 AM	7.1	7/18/22 10:00 AM	0.1	0	-7
7/18/22 10:10 AM	6.8	7/18/22 10:10 AM	0.4	0	-6.4
7/18/22 10:20 AM	5.8	7/18/22 10:20 AM	39.6	0	33.8
7/18/22 10:30 AM	5.5	7/18/22 10:30 AM	50.5	0	45
7/18/22 10:40 AM	5.1	7/18/22 10:40 AM	0	0	-5.1
7/18/22 10:50 AM	5	7/18/22 10:50 AM	0	0	-5
7/18/22 11:00 AM	5.4	7/18/22 11:00 AM	0	0	-5.4
7/18/22 11:10 AM	5.2	7/18/22 11:10 AM	0	0	-5.2
7/18/22 11:20 AM	4.9	7/18/22 11:20 AM	0	0	-4.9
7/18/22 11:30 AM	5.6	7/18/22 11:30 AM	0	0	-5.6
7/18/22 11:40 AM	5.6	7/18/22 11:40 AM	0.1	0	-5.5
7/18/22 11:50 AM	5.7	7/18/22 11:50 AM	0.1	0	-5.6
7/18/22 12:00 PM	5.8	7/18/22 12:00 PM	0	0	-5.8
7/18/22 12:10 PM	5	7/18/22 12:10 PM	0	0	-5
7/18/22 12:20 PM	4.3	7/18/22 12:20 PM	4	0	-0.3
7/18/22 12:30 PM	4			0	-4
				0	0
				0	0
				0	0
				0	0
				0	0
				0	0
				0	0
				0	0
				0	0
				0	0
				0	0
				0	0
				0	0
				0	0
				0	0
				0	0
				0	0
				0	0
				0	0
				0	0
				0	0

*****Particulate Threshold PM 10 15minute average = 100µg/m³ above background***

BRYDGES ENGINEERING
IN ENVIRONMENT AND ENERGY, DPC

960 Busti Ave.
Buffalo, New York 14213

Work Location Map

Date:	Monday, July 18, 2022
Site Name:	Pillgrim Village - Senior Site #C915363

Legend	
UW	Dust monitor location (Upwind)
DW	Dust monitor location (Downwind)
	Work Location

960 Busti Ave.
Buffalo, New York 14213

Daily Field Report

Date:	Tuesday, July 19, 2022
Site Name:	Pillgrim Village - Senior Site #C915363
Location:	1100 Michigan Ave Buffalo NY
Contractor/Sub-Contractor:	Kulbacks
Weather Conditions:	Mostly Cloudy 82 ˚F SW 17 mph

Description of Work Performed:

No remediation work being done on site.

Dust monitors were set up and runing throughout the day. Exceedances recorded from 10AM to 11AM.

Problems/Observations	None.
Health and Saftey Concerns:	PM exceedances occurred due to change in construction location. Contractors moved location of concrete pour closer to the monitor location resulting in high PM.
Contractor Work Force:	Kulbacks - 1 supervisor 2 operators 1 laboroer Niagara P&M - 1 supervisor, 1 engineer, 3 laborers
Contractor Equipment	Kulbacks - 2 excavators 2 dozers, 1 roller 1 skidster United Rentals water truck

Attachments : Daily report, Photo Log, Air Monitoring Report, Work Location Map

Inspectors Name	Sydney Deck

960 Busti Ave.
Buffalo, New York 14213

Daily Field Report Continued

Date:	Tuesday, July 19, 2022		
Site Name:	Pillgrim Village - Senior Site #C915363		
Location:	1100 Michigan Ave Buffalo NY		
Work Performed Continued			
Imported Material		Loads:	Amount (Tons)
Exported Material	Destination	Loads:	Amount (Tons)
Total Material Hauled - Approx. (Tons)			0

960 Busti Ave.
Buffalo, New York 14213

Photo Log

Date:	Tuesday, July 19, 2022
Site Name:	Pillgrim Village - Senior Site #C915363

Photo 1

No remediation work being done at this time.

960 Busti Ave.
Buffalo, New York 14213

Community Air Monitoring Program Data

Date:	Tuesday, July 19, 2022
Site Name:	Pillgrim Village - Senior Site #C915363

Upwind Data		Downwind Data			Delta
Time	PM 10 - 15 min AVG (µg/m³)	Time	PM 10 - 15 min AVG (µg/m³)	VOC	PM 10 - 15m AVG (µg/m³)
7/19/22 8:00 AM	8.9	7/19/22 8:00 AM	9.1	0	0.2
7/19/22 8:10 AM	9	7/19/22 8:10 AM	33.7	0	24.7
7/19/22 8:20 AM	8	7/19/22 8:20 AM	4.8	0	-3.2
7/19/22 8:30 AM	7.3	7/19/22 8:30 AM	0	0	-7.3
7/19/22 8:40 AM	7.2	7/19/22 8:40 AM	13.4	0	6.2
7/19/22 8:50 AM	6.4	7/19/22 8:50 AM	0.3	0	-6.1
7/19/22 9:00 AM	10.7	7/19/22 9:00 AM	0	0	-10.7
7/19/22 9:10 AM	11.1	7/19/22 9:10 AM	0	0	-11.1
7/19/22 9:20 AM	8	7/19/22 9:20 AM	0	0	-8
7/19/22 9:30 AM	11.7	7/19/22 9:30 AM	0	0	-11.7
7/19/22 9:40 AM	12.8	7/19/22 9:40 AM	0	0	-12.8
7/19/22 9:50 AM	12.4	7/19/22 9:50 AM	0	0	-12.4
7/19/22 10:00 AM	8.4	7/19/22 10:00 AM	2155.5	0	2147.1
7/19/22 10:10 AM	10	7/19/22 10:10 AM	5593.5	0	5583.5
7/19/22 10:20 AM	8.5	7/19/22 10:20 AM	5188.7	0	5180.2
7/19/22 10:30 AM	9.2	7/19/22 10:30 AM	3611.5	0	3602.3
7/19/22 10:40 AM	9.4	7/19/22 10:40 AM	1926.6	0	1917.2
7/19/22 10:50 AM	7.2	7/19/22 10:50 AM	148.8	0	141.6
7/19/22 11:00 AM	8.5	7/19/22 11:00 AM	6.2	0	-2.3
7/19/22 11:10 AM	12.3	7/19/22 11:10 AM	4.7	0	-7.6
7/19/22 11:20 AM	10.6	7/19/22 11:20 AM	0.4	0	-10.2
7/19/22 11:30 AM	10.2	7/19/22 11:30 AM	0.7	0	-9.5
7/19/22 11:40 AM	10.4	7/19/22 11:40 AM	0.2	0	-10.2
7/19/22 11:50 AM	10.8	7/19/22 11:50 AM	0.4	0	-10.4
7/19/22 12:00 PM	13	7/19/22 12:00 PM	0.3	0	-12.7
7/19/22 12:10 PM	12.5	7/19/22 12:10 PM	0.3	0	-12.2
7/19/22 12:20 PM	9.3	7/19/22 12:20 PM	0.3	0	-9
7/19/22 12:30 PM	22	7/19/22 12:30 PM	0.1	0	-21.9
7/19/22 12:40 PM	18.3	7/19/22 12:40 PM	0.1	0	-18.2
7/19/22 12:50 PM	17.4	7/19/22 12:50 PM	0.4	0	-17
7/19/22 1:00 PM	15.3	7/19/22 1:00 PM	0.6	0	-14.7
7/19/22 1:10 PM	19.9	7/19/22 1:10 PM	0.6	0	-19.3
7/19/22 1:20 PM	18.9	7/19/22 1:20 PM	0	0	-18.9
7/19/22 1:30 PM	20.3	7/19/22 1:30 PM	0	0	-20.3
7/19/22 1:40 PM	19.3	7/19/22 1:40 PM	0.2	0	-19.1
7/19/22 1:50 PM	14.5	7/19/22 1:50 PM	0	0	-14.5
7/19/22 2:00 PM	13.9	7/19/22 2:00 PM	0.1	0	-13.8
7/19/22 2:10 PM	20	7/19/22 2:10 PM	0	0	-20
7/19/22 2:20 PM	14.8	7/19/22 2:20 PM	0	0	-14.8
7/19/22 2:30 PM	14.7	7/19/22 2:30 PM	0.2	0	-14.5
7/19/22 2:40 PM	17.3	7/19/22 2:40 PM	0.1	0	-17.2
7/19/22 2:50 PM	18.3			0	-18.3
7/19/22 3:00 PM	20.8			0	-20.8
7/19/22 3:10 PM	21.4			0	-21.4
7/19/22 3:20 PM	14.9			0	-14.9
7/19/22 3:30 PM	10.8			0	-10.8
7/19/22 3:40 PM	13.9			0	-13.9
				0	0
				0	0

*****Particulate Threshold PM 10 15minute average = 100µg/m³ above background***

BRYDGES ENGINEERING
IN ENVIRONMENT AND ENERGY, DPC

960 Busti Ave.
Buffalo, New York 14213

Work Location Map

Date:	Tuesday, July 19, 2022
Site Name:	Pillgrim Village - Senior Site #C915363

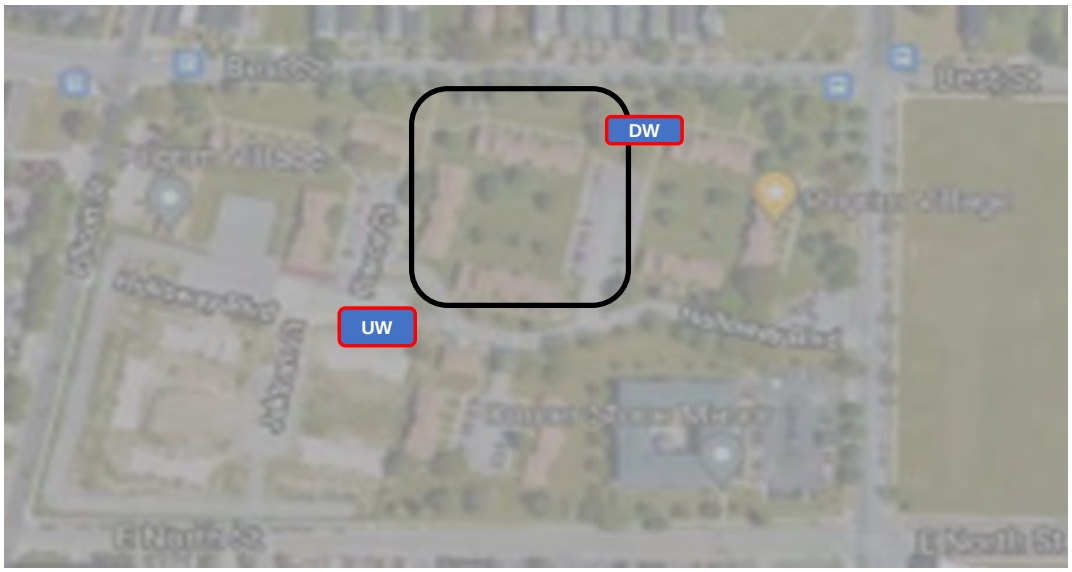

Legend	
UW	Dust monitor location (Upwind)
DW	Dust monitor location (Downwind)
	Work Location

960 Busti Ave.
Buffalo, New York 14213

Daily Field Report

Date:	Thursday, July 21, 2022
Site Name:	Pillgrim Village - Senior Site #C915363
Location:	1100 Michigan Ave Buffalo NY
Contractor/Sub-Contractor:	Kulbacks
Weather Conditions:	sunny 75 ˚F SW 20 mph

Description of Work Performed:

Crew is working on excavating remaining urban fill from the southern border of Senior site. A total of 35 truck loads were sent to the landfill.

Dust monitors were set up and runing throughout the day. No exceedances recorded.

Problems/Observations	None.
Health and Saftey Concerns:	None.
Contractor Work Force:	Kulbacks - 1 supervisor 2 operators 1 laboroer Niagara P&M - 1 supervisor, 1 engineer, 3 laborers
Contractor Equipment	Kulbacks - 2 excavators 2 dozers, 1 roller 1 skidster United Rentals water truck

Attachments : Daily report, Photo Log, Air Monitoring Report, Work Location Map

Inspectors Name	Jesse Zientek

960 Busti Ave.
Buffalo, New York 14213

Daily Field Report Continued

Date:	Thursday, July 21, 2022		
Site Name:	Pillgrim Village - Senior Site #C915363		
Location:	1100 Michigan Ave Buffalo NY		
Work Performed Continued			
Imported Material		Loads:	Amount (Tons)
Exported Material	Destination	Loads:	Amount (Tons)
Total Material Hauled - Approx. (Tons)			0

960 Busti Ave.
Buffalo, New York 14213

Photo Log

Date:	Thursday, July 21, 2022
Site Name:	Pillgrim Village - Senior Site #C915363

Photo 1

Dozer moving material on southern boundary of family site

Excavator making stockpile of urban fill to go to landfill

BRYDGES ENGINEERING
IN ENVIRONMENT AND ENERGY, DPC

Date: Thursday July 21, 2022

Site Name: Pilgrim Village

Upwind Data		Downwind Data			Delta
Time	PM10 15min Average (µg/m³)	Time	PM10 15min Average (µg/m³)	VOC 15min Average (ppm)	PM10 15min Average (µg/m³)
7/21/2022 8:20		7/21/2022 8:30			
7/21/2022 8:30		7/21/2022 8:40	0	0.0	0
7/21/2022 8:40	3.4	7/21/2022 8:50	0	0.0	-3.4
7/21/2022 8:50	9.2	7/21/2022 9:00	0	0.0	-9.2
7/21/2022 9:00	12.9	7/21/2022 9:10	0	0.0	-12.9
7/21/2022 9:10	11.5	7/21/2022 9:20	0	0.0	-11.5
7/21/2022 9:20	12.9	7/21/2022 9:30	0	0.0	-12.9
7/21/2022 9:30	13.2	7/21/2022 9:40	0	0.0	-13.2
7/21/2022 9:40	13.4	7/21/2022 9:50	0	0.0	-13.4
7/21/2022 9:50	13.2	7/21/2022 10:00	0	0.0	-13.2
7/21/2022 10:00	14.2	7/21/2022 10:10	0	0.0	-14.2
7/21/2022 10:10	15.2	7/21/2022 10:20	0	0.0	-15.2
7/21/2022 10:20	14.4	7/21/2022 10:30	0	0.0	-14.4
7/21/2022 10:30	14.6	7/21/2022 10:40	0	0.0	-14.6
7/21/2022 10:40	12.6	7/21/2022 10:50	0.1	0.0	-12.5
7/21/2022 10:50	12.1	7/21/2022 11:00	0.1	0.0	-12
7/21/2022 11:00	12.2	7/21/2022 11:10	0	0.0	-12.2
7/21/2022 11:10	12	7/21/2022 11:20	0	0.0	-12
7/21/2022 11:20	62.3	7/21/2022 11:30	0	0.0	-62.3
7/21/2022 11:30	38.2	7/21/2022 11:40	0.7	0.0	-37.5
7/21/2022 11:40	36.3	7/21/2022 11:50	0.3	0.0	-36
7/21/2022 11:50	25.7	7/21/2022 12:00	0.4	0.0	-25.3
7/21/2022 12:00	24.7	7/21/2022 12:10	0.1	0.0	-24.6
7/21/2022 12:10	17.4	7/21/2022 12:20	0.1	0.0	-17.3
7/21/2022 12:20	14.1	7/21/2022 12:30	0	0.0	-14.1
7/21/2022 12:30	12.1	7/21/2022 12:40	0	0.0	-12.1
7/21/2022 12:40	34.9	7/21/2022 12:50	0.1	0.0	-34.8
7/21/2022 12:50	41.9	7/21/2022 13:00	0.2	0.0	-41.7
7/21/2022 13:00	62.8	7/21/2022 13:10	0	0.0	-62.8
7/21/2022 13:10	74.3	7/21/2022 13:20	0.1	0.0	-74.2
7/21/2022 13:20	79.1	7/21/2022 13:30	0	0.0	-79.1
7/21/2022 13:30	62.9	7/21/2022 13:40	0.2	0.0	-62.7
7/21/2022 13:40	62.4	7/21/2022 13:50	0.1	0.0	-62.3
7/21/2022 13:50	43.8	7/21/2022 14:00	0.6	0.0	-43.2
7/21/2022 14:00	91.6	7/21/2022 14:10	0.4	0.0	-91.2
7/21/2022 14:10	50.7	7/21/2022 14:20	0.3	0.0	-50.4
7/21/2022 14:20	49.2	7/21/2022 14:30	1.2	0.0	-48
7/21/2022 14:30	63.5	7/21/2022 14:40	1.3	0.0	-62.2
7/21/2022 14:40	74.3	7/21/2022 14:50	0.8	0.0	-73.5
7/21/2022 14:50	32.2	7/11/2022 14:50	2.8		

*****Particulate Threshold PM 10 15minute average = 100µg/m³ above background***

960 Busti Ave.

Buffalo, New York 14213

Work Location Map

Date:	Thursday, July 21, 2022
Site Name:	Pillgrim Village - Senior Site #C915363

Legend	
UW	Dust monitor location (Upwind)
DW	Dust monitor location (Downwind)
	Work Location

960 Busti Ave.
Buffalo, New York 14213

Daily Field Report

Date:	Friday, July 22, 2022
Site Name:	Pillgrim Village Senior #C915363
Location:	1100 Michigan Ave Buffalo NY
Contractor/Sub-Contractor:	Kulbacks
Weather Conditions:	Partially Cloudy 81 °F SW 14 mph

Description of Work Performed:

Excavating and hauling out contaiminated soil to the Tonawanda Landfill.

Air monitors were up and running. Did not detect any exceedance.

Problems/Observations	None.
Health and Saftey Concerns:	None.
Contractor Work Force:	Kulbacks - 1 supervisor 2 operators 1 laboroer Niagara P&M - 1 supervisor, 1 engineer, 3 laborers
Contractor Equipment	Kulbacks - 2 excavators 2 dozers, 1 roller 1 skidster United Rentals water truck

Attachments : Daily report, Photo Log, Air Monitoring Report, Work Location Map

Inspectors Name	Sydney Deck

960 Busti Ave.
Buffalo, New York 14213

Daily Field Report Continued

Date:	Friday, July 22, 2022
Site Name:	Pillgrim Village Senior #C915363
Location:	1100 Michigan Ave Buffalo NY
Work Performed Continued	

Imported Material		Loads:	Amount (Tons)
LaFarge/Holcim Stone		16	334.45
Exported Material	Destination	Loads:	Amount (Tons)
Contaminated soil	Tonawanda Landfill	27	638.38
Total Material Hauled - Approx. (Tons)			638.38

960 Busti Ave.
Buffalo, New York 14213

Photo Log

Date:	Friday, July 22, 2022
Site Name:	Pillgrim Village Senior #C915363

Photo 1

Section of Senior site that will be excavated to remove contaminated soil.

960 Busti Ave.
Buffalo, New York 14213

Community Air Monitoring Program Data

Date:		Friday, July 22, 2022			
Site Name:		Pillgrim Village Senior #C915363			
Upwind Data		Downwind Data			Delta
Time	PM 10 - 15 min AVG (µg/m³)	Time	PM 10 - 15 min AVG (µg/m³)	VOC	PM 10 - 15m AVG (µg/m³)
7/22/22 8:40 AM	0	7/22/22 8:40 AM	28.6	0	28.6
7/22/22 8:50 AM	0	7/22/22 8:50 AM	18.4	0	18.4
7/22/22 9:00 AM	0	7/22/22 9:00 AM	14	0	14
7/22/22 9:10 AM	0	7/22/22 9:10 AM	21.2	0	21.2
7/22/22 9:20 AM	0	7/22/22 9:20 AM	23.5	0	23.5
7/22/22 9:30 AM	0	7/22/22 9:30 AM	19.7	0	19.7
7/22/22 9:40 AM	0	7/22/22 9:40 AM	25.4	0	25.4
7/22/22 9:50 AM	0	7/22/22 9:50 AM	16.4	0	16.4
7/22/22 10:00 AM	0	7/22/22 10:00 AM	15.3	0	15.3
7/22/22 10:10 AM	0	7/22/22 10:10 AM	15.1	0	15.1
7/22/22 10:20 AM	0	7/22/22 10:20 AM	17.5	0	17.5
7/22/22 10:30 AM	0	7/22/22 10:30 AM	21.2	0	21.2
7/22/22 10:40 AM	0	7/22/22 10:40 AM	28.1	0	28.1
7/22/22 10:50 AM	0	7/22/22 10:50 AM	31.5	0	31.5
7/22/22 11:00 AM	0	7/22/22 11:00 AM	53.1	0	53.1
7/22/22 11:10 AM	0	7/22/22 11:10 AM	47.8	0	47.8
7/22/22 11:20 AM	0	7/22/22 11:20 AM	38.6	0	38.6
7/22/22 11:30 AM	0	7/22/22 11:30 AM	19.5	0	19.5
7/22/22 11:40 AM	0	7/22/22 11:40 AM	31.5	0	31.5
7/22/22 11:50 AM	0	7/22/22 11:50 AM	46.1	0	46.1
7/22/22 12:00 PM	0	7/22/22 12:00 PM	47.1	0	47.1
7/22/22 12:10 PM	0	7/22/22 12:10 PM	16.4	0	16.4
7/22/22 12:20 PM	0	7/22/22 12:20 PM	38.6	0	38.6
7/22/22 12:30 PM	0.4	7/22/22 12:30 PM	17.2	0	16.8
7/22/22 12:40 PM	0.5	7/22/22 12:40 PM	17.5	0	17.0
7/22/22 12:50 PM	0.2	7/22/22 12:50 PM	17.8	0	17.6
7/22/22 1:00 PM	0.3	7/22/22 1:00 PM	31.5	0	31.2
7/22/22 1:10 PM	0.2	7/22/22 1:10 PM	19.3	0	19.1
7/22/22 1:20 PM	0.2	7/22/22 1:20 PM	47.8	0	47.6
7/22/22 1:30 PM	0	7/22/22 1:30 PM	49.2	0	49.2
7/22/22 1:40 PM	0	7/22/22 1:40 PM	26.7	0	26.7
7/22/22 1:50 PM	0	7/22/22 1:50 PM	65.5	0	65.5
7/22/22 2:00 PM	0	7/22/22 2:00 PM	57.3	0	57.3
7/22/22 2:10 PM	0	7/22/22 2:10 PM	17.8	0	17.8
7/22/22 2:20 PM	0	7/22/22 2:20 PM	31.5	0	31.5
7/22/22 2:30 PM	0.3	7/22/22 2:30 PM	73.6	0	73.3
7/22/22 2:40 PM	0.3	7/22/22 2:40 PM	24.4	0	24.1
7/22/22 2:50 PM	0.3	7/22/22 2:50 PM	25.2	0	24.9
7/22/22 3:00 PM	0.1	7/22/22 3:00 PM	26.0	0	25.9
7/22/22 3:10 PM	0	7/22/22 3:10 PM	48.2	0	48.2
7/22/22 3:20 PM	0	7/22/22 3:20 PM	27.5	0	27.5
7/22/22 3:30 PM	0	7/22/22 3:30 PM	30.6	0	30.6

*****Particulate Threshold PM 10 15minute average = 100µg/m³ above background***

960 Busti Ave.
Buffalo, New York 14213

Work Location Map

Date:	Friday, July 22, 2022
Site Name:	Pillgrim Village Senior #C915363

Legend	
UW	Dust monitor location (Upwind)
DW	Dust monitor location (Downwind)
	Work Location

960 Busti Ave.
Buffalo, New York 14213

Daily Field Report

Date:	Monday, July 25, 2022
Site Name:	Pillgrim Village Senior #C915363
Location:	1100 Michigan Ave Buffalo NY
Contractor/Sub-Contractor:	Kulbacks
Weather Conditions:	Mostly Cloudy 75 °F W 9 mph

Description of Work Performed:

Excavation of Southern edge of Senior site to remove contaiminated soil. Hauling out to the Tonawanda Landfill.

Air monitors were up and running. Did not detect any exceedance.

Problems/Observations	None.
Health and Saftey Concerns:	None.
Contractor Work Force:	Kulbacks - 1 supervisor 2 operators 1 laboroer Niagara P&M - 1 supervisor, 1 engineer, 3 laborers
Contractor Equipment	Kulbacks - 2 excavators 2 dozers, 1 roller 1 skidster United Rentals water truck

Attachments : Daily report, Photo Log, Air Monitoring Report, Work Location Map

Inspectors Name	Sydney Deck

960 Busti Ave.
Buffalo, New York 14213

Daily Field Report Continued

Date:	Monday, July 25, 2022
Site Name:	Pillgrim Village Senior #C915363
Location:	1100 Michigan Ave Buffalo NY
Work Performed Continued	

Imported Material		Loads:	Amount (Tons)
LaFarge/Holcim Stone		22	477.03
Exported Material	Destination	Loads:	Amount (Tons)
Contaminated soil	Tonawanda Landfill	38	893.56
Total Material Hauled - Approx. (Tons)			893.56

960 Busti Ave.
Buffalo, New York 14213

Photo Log

Date:	Monday, July 25, 2022
Site Name:	Pillgrim Village Senior #C915363

Photo 1

Location of Senior site where contaiminated soil will be excavated.

960 Busti Ave.
Buffalo, New York 14213

Community Air Monitoring Program Data

Date:	Monday, July 25, 2022				
Site Name:	Pillgrim Village Senior #C915363				
Upwind Data		Downwind Data			Delta
Time	PM 10 - 15 min AVG (µg/m³)	Time	PM 10 - 15 min AVG (µg/m³)	VOC	PM 10 - 15m AVG (µg/m³)
7/25/22 10:40 AM	0.3	7/25/22 10:40 AM	69.8	0	69.5
7/25/22 10:50 AM	0.6	7/25/22 10:50 AM	52.2	0	51.6
7/25/22 11:00 AM	0.3	7/25/22 11:00 AM	50.9	0	50.6
7/25/22 11:10 AM	0.8	7/25/22 11:10 AM	55	0	54.2
7/25/22 11:20 AM	0.9	7/25/22 11:20 AM	36.5	0	35.6
7/25/22 11:30 AM	0.2	7/25/22 11:30 AM	29.9	0	29.7
7/25/22 11:40 AM	0.2	7/25/22 11:40 AM	57.5	0	57.3
7/25/22 11:50 AM	0.5	7/25/22 11:50 AM	71.5	0	71
7/25/22 12:00 PM	0.6	7/25/22 12:00 PM	29.3	0	28.7
7/25/22 12:10 PM	1.4	7/25/22 12:10 PM	44.1	0	42.7
7/25/22 12:20 PM	0.4	7/25/22 12:20 PM	69.2	0	68.8
7/25/22 12:30 PM	0.3	7/25/22 12:30 PM	29.2	0	28.9
7/25/22 12:40 PM	0.1	7/25/22 12:40 PM	11.5	0	11.4
7/25/22 12:50 PM	0.3	7/25/22 12:50 PM	24.3	0	24
7/25/22 1:00 PM	0.9	7/25/22 1:00 PM	35	0	34.1
7/25/22 1:10 PM	1.4	7/25/22 1:10 PM	33.2	0	31.8
7/25/22 1:20 PM	0.2	7/25/22 1:20 PM	46.7	0	46.5
7/25/22 1:30 PM	0.1	7/25/22 1:30 PM	42.8	0	42.7
7/25/22 1:40 PM	2.1	7/25/22 1:40 PM	25.2	0	23.1
7/25/22 1:50 PM	1.1	7/25/22 1:50 PM	21.7	0	20.6
7/25/22 2:00 PM	0.6	7/25/22 2:00 PM	18.6	0	18
7/25/22 2:10 PM	0.5	7/25/22 2:10 PM	26.4	0	25.9
7/25/22 2:20 PM	0.4	7/25/22 2:20 PM	83.2	0	82.8
7/25/22 2:30 PM	1.5	7/25/22 2:30 PM	89.6	0	88.1
		7/25/22 2:40 PM	95.5	0	95.5
		7/25/22 2:50 PM	48.1	0	48.1

*****Particulate Threshold PM 10 15minute average = 100µg/m³ above background***

960 Busti Ave.
Buffalo, New York 14213

Work Location Map

Date:	Monday, July 25, 2022
Site Name:	Pillgrim Village Senior #C915363

Legend	
UW	Dust monitor location (Upwind)
DW	Dust monitor location (Downwind)
	Work Location

BRYDGES ENGINEERING
IN ENVIRONMENT AND ENERGY, DPC

960 Busti Ave.
Buffalo, New York 14213

DAILY FIELD REPORT

Date:	Tuesday, July 26, 2022
Site Name:	Pilgrim Village-Senior Site (915362)
Location:	1100 Michigan Ave., Buffalo
Contractor-Subcontrators:	Kulbacks - Empire Building Diagnostics (EBD)
Weather Conditions:	cloudy 65 Deg F Wind: S 5mph

Description of Work Performed:

Crew continuing to excavate urban fill material from the south boundary of Senior site.

Crew excavated material down to native clay.

Dust monitors were set up. No indication of dust.

(Use attached sheet for additional work description)

Problems/Observations Noted:

Health and Safety Monitoring:
None

Contractor Work Force:	Kulbacks: 1 Superintendant 3 operators
Contractor Equipment:	Kulbacks: 2 excavators, 2 dozers, 1 skidsteer, 2 rollers
Attachments:	Daily Photolog, Air Monitoring Report, Work Location Map
Inspector's Name:	Jesse Zientek

960 Busti Ave.
Buffalo, New York 14213

DAILY FIELD REPORT

Date:	Tuesday, July 26, 2022
Site Name:	Pilgrim Village-Senior Site (915362)
Location:	1100 Michigan Ave., Buffalo

Description of Work Performed (cont):

Materials Import/Export

Imported Material:

Material			Loads		Amount (Tons)
				Total Stone Delivered (Tons)	0

Exported Material:

Material	Destination	Loads
Contaminated Soil	Tonawanda Landfill	28
	Total Material Hauled - Approx. (Tons)	**559.75**
	Total Material Hauled - Approx. (Tons)	**0**

Photo Log

Site: Pilgrim Village-Senior Site (915362) **Date:** Tuesday, July 26, 2022

South side of senior excavated down to native clay

Moving urban fill material to be hauled to landfill

BRYDGES ENGINEERING
IN ENVIRONMENT AND ENERGY, DPC

Date: Tuesday July 26, 2022

Site Name: Pilgrim Village

Upwind Data		Downwind Data			Delta
Time	PM10 15min Average (µg/m³)	Time	PM10 15min Average (µg/m³)	VOC 15min Average (ppm)	PM10 15min Average (µg/m³)
7/26/2022 9:00		7/26/2022 9:00		0.0	0
7/26/2022 9:10	2.1	7/26/2022 9:10	69.8	0.0	67.7
7/26/2022 9:20	1.4	7/26/2022 9:20	52.2	0.0	50.8
7/26/2022 9:30	0.7	7/26/2022 9:30	50.9	0.0	50.2
7/26/2022 9:40	0.4	7/26/2022 9:40	55	0.0	54.6
7/26/2022 9:50	0.8	7/26/2022 9:50	36.5	0.0	35.7
7/26/2022 10:00	1.3	7/26/2022 10:00	29.9	0.0	28.6
7/26/2022 10:10	1.4	7/26/2022 10:10	57.5	0.0	56.1
7/26/2022 10:20	0.6	7/26/2022 10:20	71.5	0.0	70.9
7/26/2022 10:30	0.2	7/26/2022 10:30	29.3	0.0	29.1
7/26/2022 10:40	0.4	7/26/2022 10:40	44.1	0.0	43.7
7/26/2022 10:50	0.3	7/26/2022 10:50	69.2	0.0	68.9
7/26/2022 11:00	0.3	7/26/2022 11:00	59	0.0	58.7
7/26/2022 11:10	0.5	7/26/2022 11:10	54.3	0.0	53.8
7/26/2022 11:20	0.5	7/26/2022 11:20	40	0.0	39.5
7/26/2022 11:30	0.4	7/26/2022 11:30	73.2	0.0	72.8
7/26/2022 11:40	1	7/26/2022 11:40	73.8	0.0	72.8
7/26/2022 11:50	0.5	7/26/2022 11:50	54.9	0.0	54.4
7/26/2022 12:00	1	7/26/2022 12:00	71.1	0.0	70.1
7/26/2022 12:10	0.3	7/26/2022 12:10	37.2	0.0	36.9
7/26/2022 12:20	0	7/26/2022 12:20	49.9	0.0	49.9
7/26/2022 12:30	1.7	7/26/2022 12:30	79.2	0.0	77.5
7/26/2022 12:40	0.4	7/26/2022 12:40	52.8	0.0	52.4
7/26/2022 12:50	0.3	7/26/2022 12:50	47.6	0.0	47.3
7/26/2022 13:00	0.4	7/26/2022 13:00	69.3	0.0	68.9
7/26/2022 13:10	0.7	7/26/2022 13:10	46.1	0.0	45.4
7/26/2022 13:20	0.5	7/26/2022 13:20	31.5	0.0	31
7/26/2022 13:30	0.5	7/26/2022 13:30	73.4	0.0	72.9
7/26/2022 13:40	0.6	7/26/2022 13:40	52.3	0.0	51.7
7/26/2022 13:50	0.4	7/26/2022 13:50	77.3	0.0	76.9
7/26/2022 14:00	0.8	7/26/2022 14:00	67.6	0.0	66.8
7/26/2022 14:10	0.4	7/26/2022 14:10	84.5	0.0	84.1
7/26/2022 14:20	0.3	7/26/2022 14:20	84.2	0.0	83.9
7/26/2022 14:30	0.8	7/26/2022 14:30	83.4	0.0	82.6
7/26/2022 14:40	0.9	7/26/2022 14:40	89	0.0	88.1
7/26/2022 14:50	0.4	7/26/2022 14:50	81.8	0.0	81.4

*****Particulate Threshold PM 10 15minute average = 100µg/m³ above background***

BRYDGES ENGINEERING
IN ENVIRONMENT AND ENERGY, DPC

Site Name: Pilgrim Village-Senior Site (915362) **Date:** Tuesday, July 26, 2022

Work Location/Dust Monitor Location Map

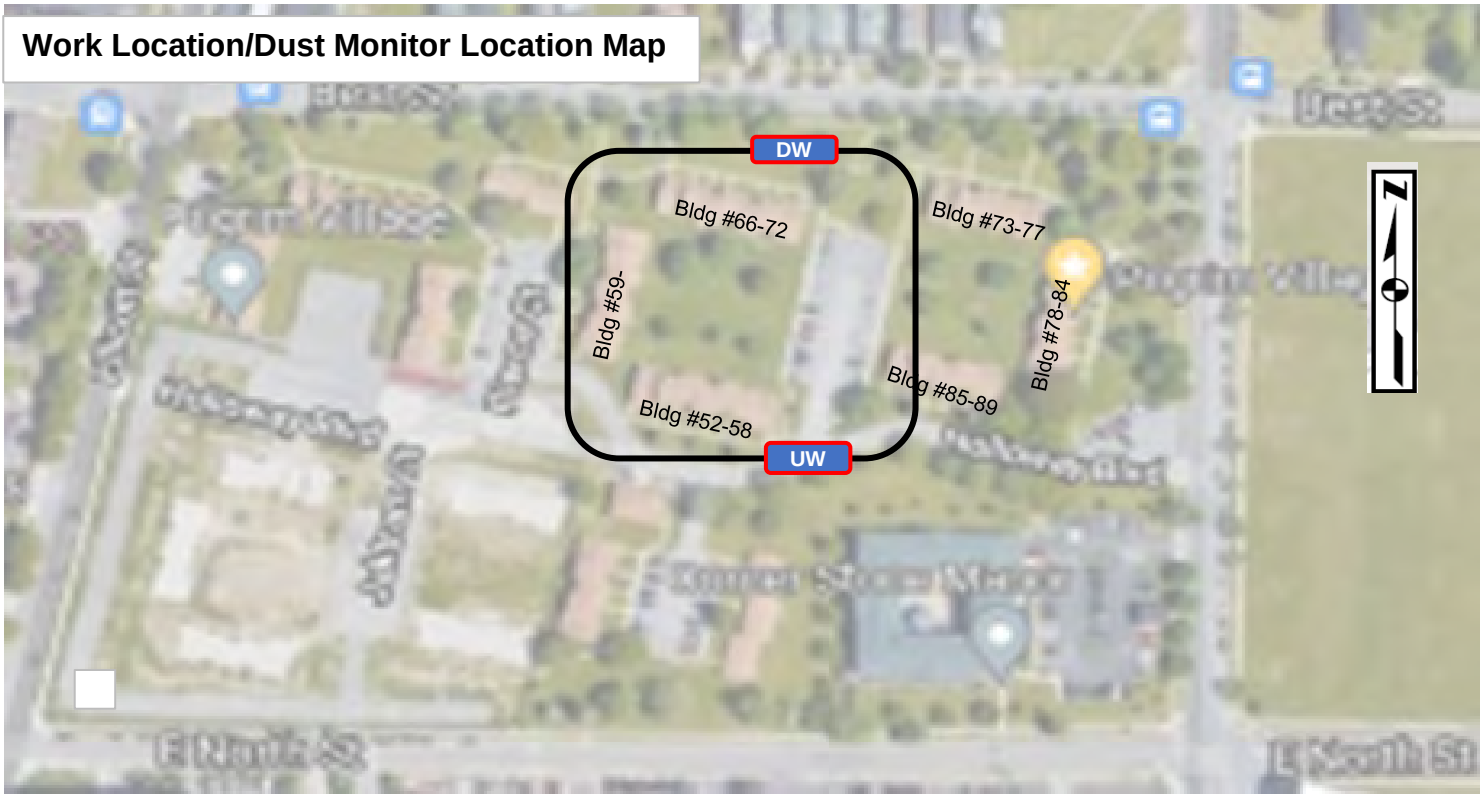

LEGEND

- UW — Dust Monitor Location (Upwind)
- DW — Dust Monitor Location (Downwind)
- Work Location

BRYDGES ENGINEERING
IN ENVIRONMENT AND ENERGY, DPC

960 Busti Ave.
Buffalo, New York 14213

DAILY FIELD REPORT

Date:	Wednesday, July 27, 2022
Site Name:	Pilgrim Village-Senior Site (915362)
Location:	1100 Michigan Ave., Buffalo
Contractor-Subcontrators:	Kulbacks - Empire Building Diagnostics (EBD)
Weather Conditions:	cloudy 75 Deg F Wind: S 8 mph

Description of Work Performed:

Crew continuing to excavate urban fill material from the south boundary of Senior site.

Crew excavated material down to native clay.

Dust monitors were set up. No indication of dust.

(Use attached sheet for additional work description)

Problems/Observations Noted:

Health and Safety Monitoring:
None

Contractor Work Force:	Kulbacks: 1 Superintendant 3 operators
Contractor Equipment:	Kulbacks: 2 excavators, 2 dozers, 1 skidsteer, 2 rollers
Attachments:	Daily Photolog, Air Monitoring Report, Work Location Map
Inspector's Name:	Jesse Zientek

BRYDGES ENGINEERING
IN ENVIRONMENT AND ENERGY, DPC

960 Busti Ave.
Buffalo, New York 14213

DAILY FIELD REPORT

Date:	Wednesday, July 27, 2022
Site Name:	Pilgrim Village-Senior Site (915362)
Location:	1100 Michigan Ave., Buffalo

Description of Work Performed (cont):

Materials Import/Export

Imported Material:

Material			Loads		Amount (Tons)
				Total Stone Delivered (Tons)	0

Exported Material:

Material	Destination	Loads
Contaminated Soil	Tonawanda Landfill	7
	Total Material Hauled - Approx. (Tons)	
	Total Material Hauled - Approx. (Tons)	**0**

Photo Log

Site: Pilgrim Village-Senior Site (915362) **Date:** Wednesday, July 27, 2022

Moving urban fill into pile to be sent to landfill

Moving urban fill material to be hauled to landfill

BRYDGES ENGINEERING
IN ENVIRONMENT AND ENERGY, DPC

Date: Wednesday July 27, 2022

Site Name: Pilgrim Village

Upwind Data		Downwind Data			Delta
Time	PM10 15min Average (µg/m³)	Time	PM10 15min Average (µg/m³)	VOC 15min Average (ppm)	PM10 15min Average (µg/m³)
7/27/2022 9:00		7/26/2022 9:00		0.0	0
7/27/2022 9:10	25.9	7/26/2022 9:10	69.8	0.0	43.9
7/27/2022 9:20	39.4	7/26/2022 9:20	52.2	0.0	12.8
7/27/2022 9:30	88.9	7/26/2022 9:30	50.9	0.0	-38
7/27/2022 9:40	675	7/26/2022 9:40	55	0.0	-620
7/27/2022 9:50	26.3	7/26/2022 9:50	36.5	0.0	10.2
7/27/2022 10:00	20.7	7/26/2022 10:00	29.9	0.0	9.2
7/27/2022 10:10	17.3	7/26/2022 10:10	57.5	0.0	40.2
7/27/2022 10:20	82.2	7/26/2022 10:20	71.5	0.0	-10.7
7/27/2022 10:30	67.8	7/26/2022 10:30	29.3	0.0	-38.5
7/27/2022 10:40	25.3	7/26/2022 10:40	44.1	0.0	18.8
7/27/2022 10:50	14	7/26/2022 10:50	69.2	0.0	55.2
7/27/2022 11:00	31.3	7/26/2022 11:00	59	0.0	27.7
7/27/2022 11:10	41	7/26/2022 11:10	54.3	0.0	13.3
7/27/2022 11:20	42.2	7/26/2022 11:20	40	0.0	-2.2
7/27/2022 11:30	23.4	7/26/2022 11:30	73.2	0.0	49.8
7/27/2022 11:40	15.8	7/26/2022 11:40	73.8	0.0	58
7/27/2022 11:50	18.7	7/26/2022 11:50	54.9	0.0	36.2
7/27/2022 12:00	38.7	7/26/2022 12:00	71.1	0.0	32.4
7/27/2022 12:10	40.3	7/26/2022 12:10	37.2	0.0	-3.1
7/27/2022 12:20	15.2	7/26/2022 12:20	49.9	0.0	34.7
7/27/2022 12:30	14.3	7/26/2022 12:30	79.2	0.0	64.9
7/27/2022 12:40	7.9	7/26/2022 12:40	52.8	0.0	44.9
7/27/2022 12:50	9	7/26/2022 12:50	47.6	0.0	38.6
7/27/2022 13:00	24.4	7/26/2022 13:00	69.3	0.0	44.9
7/27/2022 13:10	24.8	7/26/2022 13:10	46.1	0.0	21.3
7/27/2022 13:20	31.2	7/26/2022 13:20	31.5	0.0	0.3
7/27/2022 13:30	53.3	7/26/2022 13:30	73.4	0.0	20.1
7/27/2022 13:40	58.4	7/26/2022 13:40	52.3	0.0	-6.1
7/27/2022 13:50	38.4	7/26/2022 13:50	77.3	0.0	38.9
7/27/2022 14:00	31.7	7/26/2022 14:00	67.6	0.0	35.9
7/27/2022 14:10	16.2	7/26/2022 14:10	84.5	0.0	68.3
7/27/2022 14:20	28.6	7/26/2022 14:20	84.2	0.0	55.6
7/27/2022 14:30	23.7	7/26/2022 14:30	83.4	0.0	59.7
7/26/2022 14:40	0.9	7/26/2022 14:40	89	0.0	88.1
7/26/2022 14:50	0.4	7/26/2022 14:50	81.8	0.0	81.4

*****Particulate Threshold PM 10 15minute average = 100µg/m³ above background***

BRYDGES ENGINEERING
IN ENVIRONMENT AND ENERGY, DPC

Site Name: Pilgrim Village-Senior Site (915362) **Date:** Wednesday, July 27, 2022

Work Location/Dust Monitor Location Map

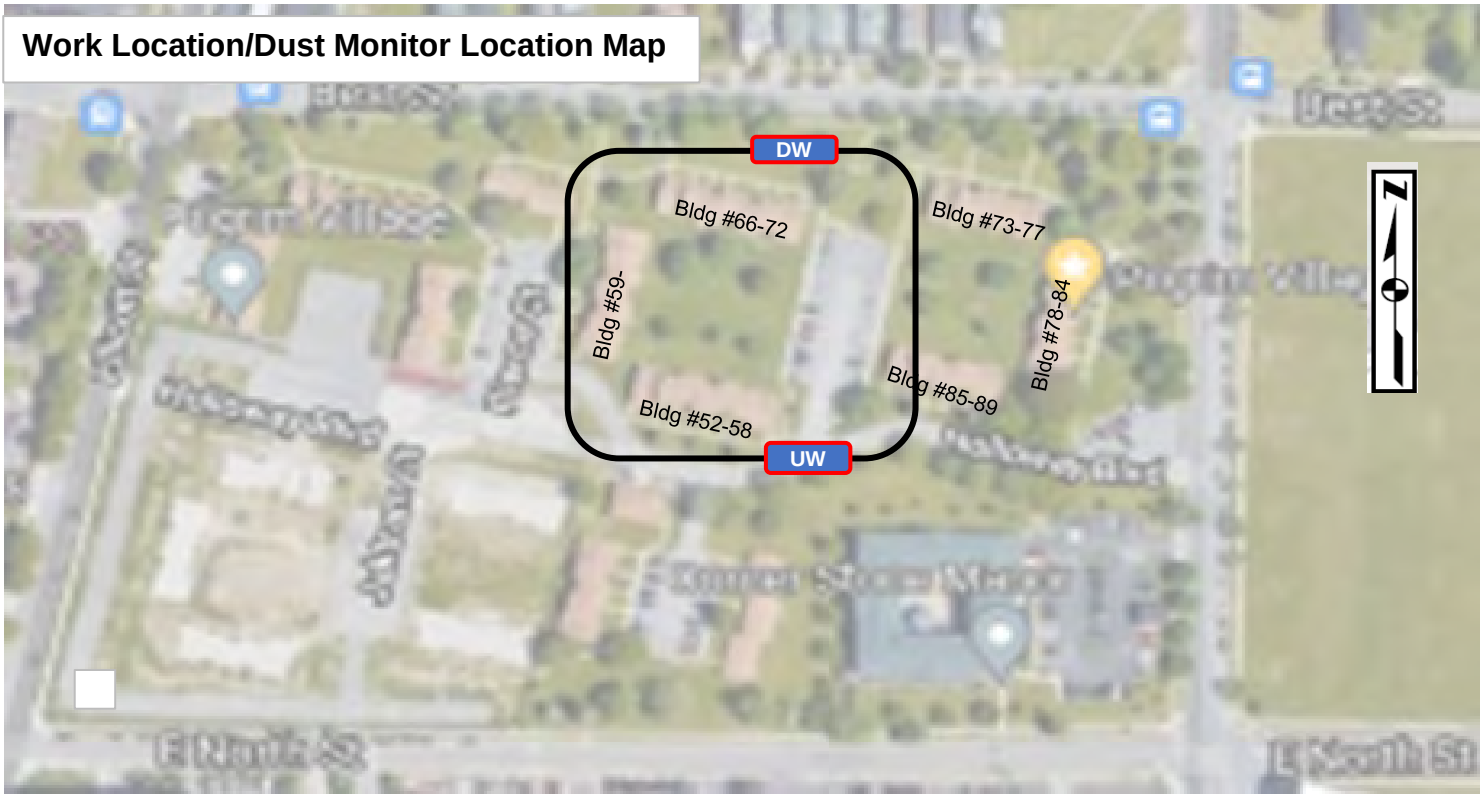

LEGEND

- UW — Dust Monitor Location (Upwind)
- DW — Dust Monitor Location (Downwind)
- Work Location

BRYDGES ENGINEERING
IN ENVIRONMENT AND ENERGY, DPC

960 Busti Ave.
Buffalo, New York 14213

DAILY FIELD REPORT

Date:	Thursday, July 28, 2022
Site Name:	Pilgrim Village-Senior Site (915362)
Location:	1100 Michigan Ave., Buffalo
Contractor-Subcontrators:	Kulbacks - Empire Building Diagnostics (EBD)
Weather Conditions:	rainy 70 Deg F Wind: SW 12 mph

Description of Work Performed:

Crew continuing to excavate urban fill material from the south boundary of Senior site.

Crew excavated material down to native clay.

Dust monitors were not set up due to consistent rain.

(Use attached sheet for additional work description)

Problems/Observations Noted:

Health and Safety Monitoring:
None

Contractor Work Force:	Kulbacks: 1 Superintendant 3 operators
Contractor Equipment:	Kulbacks: 2 excavators, 2 dozers, 1 skidsteer, 2 rollers
Attachments:	Daily Photolog, Air Monitoring Report, Work Location Map
Inspector's Name:	Jesse Zientek

BRYDGES ENGINEERING
IN ENVIRONMENT AND ENERGY, DPC

960 Busti Ave.
Buffalo, New York 14213

DAILY FIELD REPORT

Date:	Thursday, July 28, 2022
Site Name:	Pilgrim Village-Senior Site (915362)
Location:	1100 Michigan Ave., Buffalo

Description of Work Performed (cont):

Materials Import/Export

Imported Material:

Material			Loads		Amount (Tons)
				Total Stone Delivered (Tons)	0

Exported Material:

Material	Destination	Loads
	Total Material Hauled - Approx. (Tons)	
	Total Material Hauled - Approx. (Tons)	**0**

Photo Log

Site: Pilgrim Village-Senior Site (915362) **Date:** Thursday, July 28, 2022

excavating material for storn water drain

working on stormwater drain in southwest corner

BRYDGES ENGINEERING
IN ENVIRONMENT AND ENERGY, DPC

Date: Thursday July 28, 2022

Site Name: Pilgrim Village

Upwind Data		Downwind Data			Delta
Time	PM10 15min Average (μg/m³)	Time	PM10 15min Average (μg/m³)	VOC 15min Average (ppm)	PM10 15min Average (μg/m³)

***Particulate Threshold PM 10 15minute average = 100μg/m³ above background**

BRYDGES ENGINEERING
IN ENVIRONMENT AND ENERGY, DPC

Site Name: Pilgrim Village-Senior Site (915362) **Date:** Thursday, July 28, 2022

Work Location/Dust Monitor Location Map

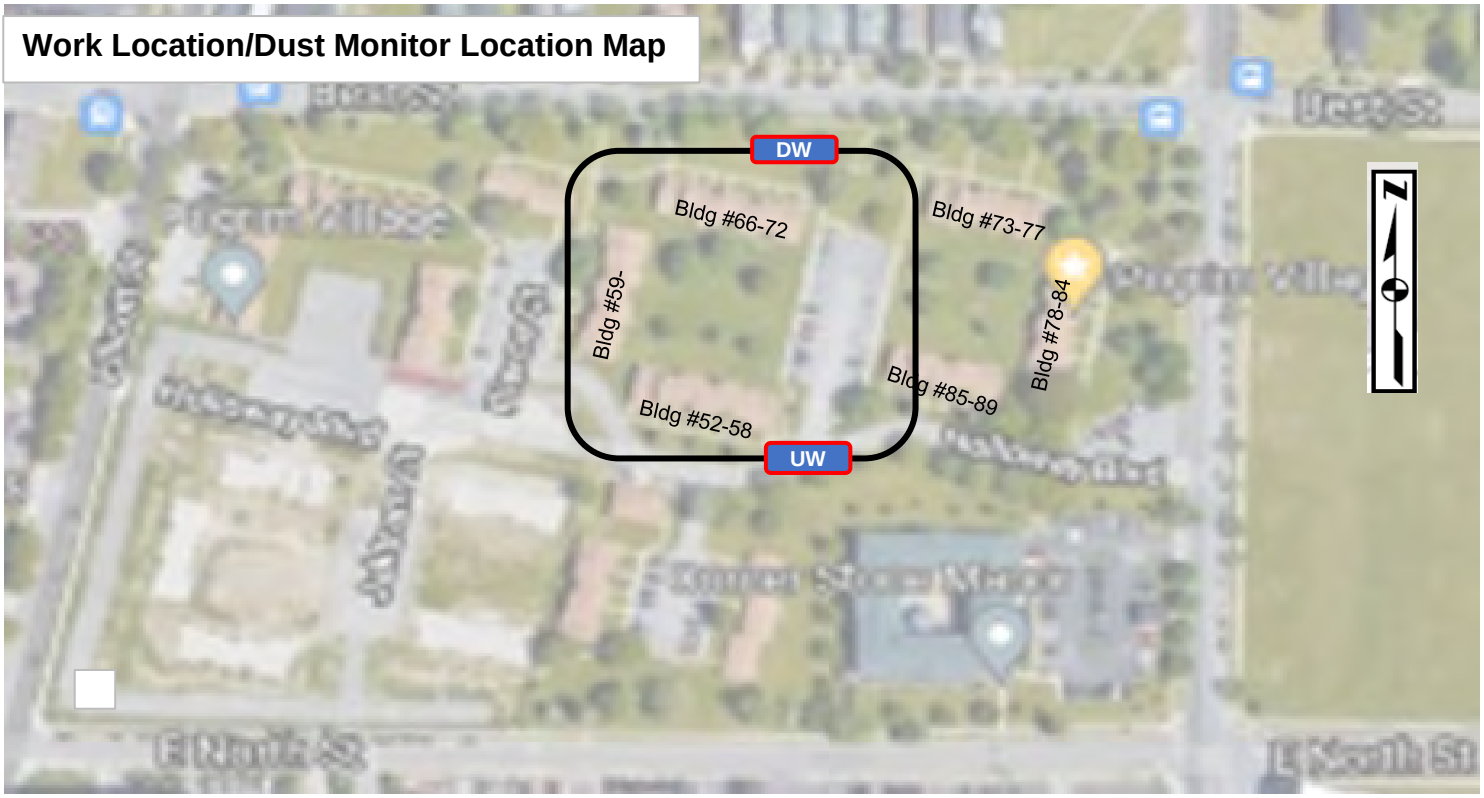

LEGEND

- UW — Dust Monitor Location (Upwind)
- DW — Dust Monitor Location (Downwind)
- Work Location

960 Busti Ave.
Buffalo, New York 14213

Daily Field Report

Date:	Friday, July 29, 2022
Site Name:	Pillgrim Village Senior #C915363
Location:	1100 Michigan Ave Buffalo NY
Contractor/Sub-Contractor:	Kulbacks
Weather Conditions:	Partially Cloudy 77 °F SW 9 mph
Description of Work Performed: No remediation work being done. Air monitors were up and running. Did not detect any exceedance.	
Problems/Observations	None.
Health and Saftey Concerns:	None.
Contractor Work Force:	Kulbacks - 1 supervisor 2 operators 1 laboroer Niagara P&M - 1 supervisor, 1 engineer, 3 laborers
Contractor Equipment	Kulbacks - 2 excavators 2 dozers, 1 roller 1 skidster United Rentals water truck
Attachments : Daily report, Photo Log, Air Monitoring Report, Work Location Map	
Inspectors Name	Sydney Deck

960 Busti Ave.
Buffalo, New York 14213

Daily Field Report Continued

Date:	Friday, July 29, 2022		
Site Name:	Pillgrim Village Senior #C915363		
Location:	1100 Michigan Ave Buffalo NY		
Work Performed Continued			
Imported Material		Loads:	Amount (Tons)
LaFarge/Holcim Stone		15	308.54
Exported Material	Destination	Loads:	Amount (Tons)
Total Material Hauled - Approx. (Tons)			0

960 Busti Ave.
Buffalo, New York 14213

Photo Log

Date:	Friday, July 29, 2022
Site Name:	Pillgrim Village Senior #C915363

Photo 1

No remediation work being done.

960 Busti Ave.
Buffalo, New York 14213

Community Air Monitoring Program Data

Date:	Friday, July 29, 2022				
Site Name:	Pillgrim Village Senior #C915363				
Upwind Data		Downwind Data			Delta
Time	PM 10 - 15 min AVG (µg/m³)	Time	PM 10 - 15 min AVG (µg/m³)	VOC	PM 10 - 15m AVG (µg/m³)
7/29/22 8:00 AM	17.2	7/29/22 8:00 AM	17.2	0	0
7/29/22 8:10 AM	9.4	7/29/22 8:10 AM	15.4	0	6
7/29/22 8:20 AM	8.2	7/29/22 8:20 AM	9.4	0	1.2
7/29/22 8:30 AM	5	7/29/22 8:30 AM	8.7	0	3.7
7/29/22 8:40 AM	3.2	7/29/22 8:40 AM	8.4	0	5.2
7/29/22 8:50 AM	3.2	7/29/22 8:50 AM	12.1	0	8.9
7/29/22 9:00 AM	3	7/29/22 9:00 AM	38.8	0	35.8
7/29/22 9:10 AM	2.5	7/29/22 9:10 AM	24.1	0	21.6
7/29/22 9:20 AM	1.6	7/29/22 9:20 AM	14.7	0	13.1
7/29/22 9:30 AM	2.9	7/29/22 9:30 AM	37.5	0	34.6
7/29/22 9:40 AM	2.8	7/29/22 9:40 AM	33.7	0	30.9
7/29/22 9:50 AM	3.8	7/29/22 9:50 AM	35	0	31.2
7/29/22 10:00 AM	4.4	7/29/22 10:00 AM	40.3	0	35.9
7/29/22 10:10 AM	7.6	7/29/22 10:10 AM	36.5	0	28.9
7/29/22 10:20 AM	3.4	7/29/22 10:20 AM	63	0	59.6
7/29/22 10:30 AM	3.5	7/29/22 10:30 AM	86	0	82.5
7/29/22 10:40 AM	3.4	7/29/22 10:40 AM	22.5	0	19.1
7/29/22 10:50 AM	2.9	7/29/22 10:50 AM	16.5	0	13.6
7/29/22 11:00 AM	3.8	7/29/22 11:00 AM	71.4	0	67.6
7/29/22 11:10 AM	2.3	7/29/22 11:10 AM	88.8	0	86.5
7/29/22 11:20 AM	3.3	7/29/22 11:20 AM	84.4	0	81.1
7/29/22 11:30 AM	2.9	7/29/22 11:30 AM	92.6	0	89.7
7/29/22 11:40 AM	2.7	7/29/22 11:40 AM	53.4	0	50.7
7/29/22 11:50 AM	2.9	7/29/22 11:50 AM	59.2	0	56.3
7/29/22 12:00 PM	8.5	7/29/22 12:00 PM	51.7	0	43.2
7/29/22 12:10 PM	5.6	7/29/22 12:10 PM	53.3	0	47.7
7/29/22 12:20 PM	3.2	7/29/22 12:20 PM	58.6	0	55.4
7/29/22 12:30 PM	4.7	7/29/22 12:30 PM	24.1	0	19.4
7/29/22 12:40 PM	11.3	7/29/22 12:40 PM	8.4	0	-2.9
7/29/22 12:50 PM	8.6	7/29/22 12:50 PM	12.1	0	3.5
7/29/22 1:00 PM	0.4	7/29/22 1:00 PM	15.8	0	15.4
7/29/22 1:10 PM	1.3	7/29/22 1:10 PM	19.5	0	18.2
7/29/22 1:20 PM	1.1	7/29/22 1:20 PM	23.2	0	22.1
7/29/22 1:30 PM	8.3	7/29/22 1:30 PM	26.9	0	18.6
7/29/22 1:40 PM	4.1	7/29/22 1:40 PM	30.6	0	26.5
7/29/22 1:50 PM	1.2	7/29/22 1:50 PM	34.3	0	33.1
7/29/22 2:00 PM	0.5	7/29/22 2:00 PM	38	0	37.5
7/29/22 2:10 PM	1.5	7/29/22 2:10 PM	41.7	0	40.2
7/29/22 2:20 PM	3.6	7/29/22 2:20 PM	45.4	0	41.8
7/29/22 2:30 PM	4.9	7/29/22 2:30 PM	49.1	0	44.2
7/29/22 2:40 PM	2.7	7/29/22 2:40 PM	52.8	0	50.1
7/29/22 2:50 PM	3.7	7/29/22 2:50 PM	56.5	0	52.8
7/29/22 3:00 PM	1.2	7/29/22 3:00 PM	60.2	0	59.0

*****Particulate Threshold PM 10 15minute average = 100µg/m³ above background***

BRYDGES ENGINEERING
IN ENVIRONMENT AND ENERGY, DPC

960 Busti Ave.
Buffalo, New York 14213

Work Location Map

Date:	Friday, July 29, 2022
Site Name:	Pillgrim Village Senior #C915363

Legend	
UW	Dust monitor location (Upwind)
DW	Dust monitor location (Downwind)
	Work Location

960 Busti Ave.
Buffalo, New York 14213

Daily Field Report

Date:	Tuesday, August 2, 2022
Site Name:	Pillgrim Village Senior #C915363
Location:	1100 Michigan Ave Buffalo NY
Contractor/Sub-Contractor:	Kulbacks
Weather Conditions:	Scattered Rain 88 ˚F S 7 mph

Description of Work Performed:

No remediation work being done.

Air monitors were up and running. Did not detect any exceedance.

Problems/Observations	None.
Health and Saftey Concerns:	None.
Contractor Work Force:	Kulbacks - 1 supervisor 2 operators 1 laboroer Niagara P&M - 1 supervisor, 1 engineer, 3 laborers
Contractor Equipment	Kulbacks - 2 excavators 2 dozers, 1 roller 1 skidster United Rentals water truck

Attachments : Daily report, Photo Log, Air Monitoring Report, Work Location Map

Inspectors Name	Sydney Deck

960 Busti Ave.
Buffalo, New York 14213

Daily Field Report Continued

Date:	Tuesday, August 2, 2022		
Site Name:	Pillgrim Village Senior #C915363		
Location:	1100 Michigan Ave Buffalo NY		
Work Performed Continued			
Imported Material		Loads:	Amount (Tons)
Exported Material	Destination	Loads:	Amount (Tons)
Total Material Hauled - Approx. (Tons)			0

960 Busti Ave.
Buffalo, New York 14213

Photo Log

Date:	Tuesday, August 2, 2022
Site Name:	Pillgrim Village Senior #C915363

Photo 1

No remediation work being done.

960 Busti Ave.
Buffalo, New York 14213

Community Air Monitoring Program Data

Date:	Tuesday, August 2, 2022				
Site Name:	Pillgrim Village Senior #C915363				
Upwind Data		Downwind Data			Delta
Time	PM 10 - 15 min AVG (µg/m³)	Time	PM 10 - 15 min AVG (µg/m³)	VOC	PM 10 - 15m AVG (µg/m³)
8/2/22 8:00 AM	3.6	8/2/22 8:00 AM	49.1	0	45.5
8/2/22 8:10 AM	1.6	8/2/22 8:10 AM	35	0	33.4
8/2/22 8:20 AM	3.4	8/2/22 8:20 AM	40.3	0	36.9
8/2/22 8:30 AM	5.6	8/2/22 8:30 AM	24.1	0	18.5
8/2/22 8:40 AM	2.9	8/2/22 8:40 AM	15.8	0	12.9
8/2/22 8:50 AM	1.5	8/2/22 8:50 AM	34.3	0	32.8
8/2/22 9:00 AM	3.5	8/2/22 9:00 AM	63	0	59.5
8/2/22 9:10 AM	4.4	8/2/22 9:10 AM	86	0	81.6
8/2/22 9:20 AM	4.7	8/2/22 9:20 AM	53.3	0	48.6
8/2/22 9:30 AM	0.4	8/2/22 9:30 AM	15.4	0	15
8/2/22 9:40 AM	0.5	8/2/22 9:40 AM	8.7	0	8.2
8/2/22 9:50 AM	1.1	8/2/22 9:50 AM	17.2	0	16.1
8/2/22 10:00 AM	1.2	8/2/22 10:00 AM	16.5	0	15.3
8/2/22 10:10 AM	1.2	8/2/22 10:10 AM	30.6	0	29.4
8/2/22 10:20 AM	1.3	8/2/22 10:20 AM	37.5	0	36.2
8/2/22 10:30 AM	2.7	8/2/22 10:30 AM	45.4	0	42.7
8/2/22 10:40 AM	2.7	8/2/22 10:40 AM	51.7	0	49
8/2/22 10:50 AM	2.8	8/2/22 10:50 AM	59.2	0	56.4
8/2/22 11:00 AM	2.9	8/2/22 11:00 AM	84.4	0	81.5
8/2/22 11:10 AM	5	8/2/22 11:10 AM	23.2	0	18.2
8/2/22 11:20 AM	11.3	8/2/22 11:20 AM	33.7	0	22.4
8/2/22 11:30 AM	8.3	8/2/22 11:30 AM	36.5	0	28.2
8/2/22 11:40 AM	2.9	8/2/22 11:40 AM	26.9	0	24
8/2/22 11:50 AM	3	8/2/22 11:50 AM	12.1	0	9.1
8/2/22 12:00 PM	3.2	8/2/22 12:00 PM	8.4	0	5.2
8/2/22 12:10 PM	3.2	8/2/22 12:10 PM	8.4	0	5.2
8/2/22 12:20 PM	3.2	8/2/22 12:20 PM	12.1	0	8.9
8/2/22 12:30 PM	3.3	8/2/22 12:30 PM	24.1	0	20.8
8/2/22 12:40 PM	17.2	8/2/22 12:40 PM	36.1	0	18.9
8/2/22 12:50 PM	8.5	8/2/22 12:50 PM	48.1	0	39.6
8/2/22 1:00 PM	2.9	8/2/22 1:00 PM	56.5	0	53.6
8/2/22 1:10 PM	3.8	8/2/22 1:10 PM	60.2	0	56.4
8/2/22 1:20 PM	4.1	8/2/22 1:20 PM	88.8	0	84.7
8/2/22 1:30 PM	8.6	8/2/22 1:30 PM	92.6	0	84
8/2/22 1:40 PM	3.4	8/2/22 1:40 PM	53.4	0	50
8/2/22 1:50 PM	3.7	8/2/22 1:50 PM	9.4	0	5.7
8/2/22 2:00 PM	4.9	8/2/22 2:00 PM	22.5	0	17.6
8/2/22 2:10 PM	3.8	8/2/22 2:10 PM	38.8	0	35.0
8/2/22 2:20 PM	2.3	8/2/22 2:20 PM	14.7	0	12.4
8/2/22 2:30 PM	9.4	8/2/22 2:30 PM	38	0	28.6
8/2/22 2:40 PM	2.5	8/2/22 2:40 PM	58.6	0	56.1
8/2/22 2:50 PM	7.6	8/2/22 2:50 PM	71.4	0	63.8
8/2/22 3:00 PM	8.2	8/2/22 3:00 PM	41.7	0	33.5

*****Particulate Threshold PM 10 15minute average = 100µg/m³ above background***

BRYDGES ENGINEERING
IN ENVIRONMENT AND ENERGY, DPC

960 Busti Ave.
Buffalo, New York 14213

Work Location Map

Date:	Tuesday, August 2, 2022
Site Name:	Pillgrim Village Senior #C915363

Legend	
UW	Dust monitor location (Upwind)
DW	Dust monitor location (Downwind)
	Work Location

960 Busti Ave.
Buffalo, New York 14213

Daily Field Report

Date:	Monday, August 8, 2022
Site Name:	Pillgrim Village Senior #C915363
Location:	1100 Michigan Ave Buffalo NY
Contractor/Sub-Contractor:	Kulbacks
Weather Conditions:	Cloudy 84 ˚F SW 17 mph

Description of Work Performed:

No remediation work being done.

Air monitors were up and running. Did not detect any exceedance.

Problems/Observations	None.
Health and Saftey Concerns:	None.
Contractor Work Force:	Kulbacks - 1 supervisor 2 operators 1 laboroer Niagara P&M - 1 supervisor, 1 engineer, 3 laborers
Contractor Equipment	Kulbacks - 2 excavators 2 dozers, 1 roller 1 skidster United Rentals water truck

Attachments : Daily report, Photo Log, Air Monitoring Report, Work Location Map

Inspectors Name	Sydney Deck

960 Busti Ave.
Buffalo, New York 14213

Daily Field Report Continued

Date:	Monday, August 8, 2022
Site Name:	Pillgrim Village Senior #C915363
Location:	1100 Michigan Ave Buffalo NY
Work Performed Continued	

Imported Material		Loads:	Amount (Tons)
LaFarge Dry Screening		45	936.73
Exported Material	Destination	Loads:	Amount (Tons)
Total Material Hauled - Approx. (Tons)			0

960 Busti Ave.
Buffalo, New York 14213

Photo Log

Date:	Monday, August 8, 2022
Site Name:	Pillgrim Village Senior #C915363

Photo 1

No remediation work being done.

960 Busti Ave.
Buffalo, New York 14213

Community Air Monitoring Program Data

Date:	Monday, August 8, 2022
Site Name:	Pillgrim Village Senior #C915363

Upwind Data		Downwind Data			Delta
Time	PM 10 - 15 min AVG (µg/m³)	Time	PM 10 - 15 min AVG (µg/m³)	VOC	PM 10 - 15m AVG (µg/m³)
8/15/22 8:20 AM	5.6	8/15/22 8:30 AM	105.3	0	99.7
8/15/22 8:30 AM	4.3	8/15/22 8:40 AM	101.2	0	96.9
8/15/22 8:40 AM	6.5	8/15/22 8:50 AM	34.4	0	27.9
8/15/22 8:50 AM	5.1	8/15/22 9:00 AM	18.8	0	13.7
8/15/22 9:00 AM	5.6	8/15/22 9:10 AM	16.8	0	11.2
8/15/22 9:10 AM	6.5	8/15/22 9:20 AM	7.4	0	0.9
8/15/22 9:20 AM	3.1	8/15/22 9:30 AM	8.1	0	5
8/15/22 9:30 AM	3.3	8/15/22 9:40 AM	7.4	0	4.1
8/15/22 9:40 AM	3.1	8/15/22 9:50 AM	8.8	0	5.7
8/15/22 9:50 AM	3.9	8/15/22 10:00 AM	3.7	0	-0.2
8/15/22 10:00 AM	7.8	8/15/22 10:10 AM	4.8	0	-3
8/15/22 10:10 AM	2.5	8/15/22 10:20 AM	7.3	0	4.8
8/15/22 10:20 AM	5.4	8/15/22 10:30 AM	8.4	0	3
8/15/22 10:30 AM	8.3	8/15/22 10:40 AM	9.9	0	1.6
8/15/22 10:40 AM	6.6	8/15/22 10:50 AM	12.3	0	5.7
8/15/22 10:50 AM	3.6	8/15/22 11:00 AM	15.8	0	12.2
8/15/22 11:00 AM	2.9	8/15/22 11:10 AM	22.6	0	19.7
8/15/22 11:10 AM	3.3	8/15/22 11:20 AM	11	0	7.7
8/15/22 11:20 AM	4	8/15/22 11:30 AM	9.1	0	5.1
8/15/22 11:30 AM	3	8/15/22 11:40 AM	14.3	0	11.3
8/15/22 11:40 AM	3.3	8/15/22 11:50 AM	41.4	0	38.1
8/15/22 11:50 AM	5.1	8/15/22 12:00 PM	36	0	30.9
8/15/22 12:00 PM	5.9	8/15/22 12:10 PM	29.7	0	23.8
8/15/22 12:10 PM	5.1	8/15/22 12:20 PM	26.5	0	21.4
8/15/22 12:20 PM	5.2	8/15/22 12:30 PM	4.5	0	-0.7
8/15/22 12:30 PM	4.1	8/15/22 12:40 PM	4.4	0	0.3
8/15/22 12:40 PM	4.5	8/15/22 12:50 PM	1.6	0	-2.9
8/15/22 12:50 PM	7.4	8/15/22 1:00 PM	12.4	0	5
8/15/22 1:00 PM	8.8	8/15/22 1:10 PM	23.8	0	15

*****Particulate Threshold PM 10 15minute average = 100µg/m³ above background***

BRYDGES ENGINEERING
IN ENVIRONMENT AND ENERGY, DPC

960 Busti Ave.
Buffalo, New York 14213

Work Location Map

Date:	Monday, August 8, 2022
Site Name:	Pillgrim Village Senior #C915363

Legend	
UW	Dust monitor location (Upwind)
DW	Dust monitor location (Downwind)
	Work Location

960 Busti Ave.
Buffalo, New York 14213

Daily Field Report

Date:	Tuesday, August 9, 2022
Site Name:	Pillgrim Village Senior #C915363
Location:	1100 Michigan Ave Buffalo NY
Contractor/Sub-Contractor:	Kulbacks
Weather Conditions:	Cloudy 72 ˚F NW 5 mph
Description of Work Performed: No remediation work being done. Air monitors were up and running. Did not detect any exceedance.	
Problems/Observations	None.
Health and Saftey Concerns:	None.
Contractor Work Force:	Kulbacks - 1 supervisor 2 operators 1 laboroer Niagara P&M - 1 supervisor, 1 engineer, 3 laborers
Contractor Equipment	Kulbacks - 2 excavators 2 dozers, 1 roller 1 skidster United Rentals water truck
Attachments : Daily report, Photo Log, Air Monitoring Report, Work Location Map	
Inspectors Name	Sydney Deck

960 Busti Ave.
Buffalo, New York 14213

Daily Field Report Continued

Date:	Tuesday, August 9, 2022
Site Name:	Pillgrim Village Senior #C915363
Location:	1100 Michigan Ave Buffalo NY
Work Performed Continued	

Imported Material		Loads:	Amount (Tons)
LaFarge Dry Screening		22	453.08
Exported Material	Destination	Loads:	Amount (Tons)
Total Material Hauled - Approx. (Tons)			0

960 Busti Ave.
Buffalo, New York 14213

Photo Log

Date:	Tuesday, August 9, 2022
Site Name:	Pillgrim Village Senior #C915363

Photo 1

No remediation work being done.

960 Busti Ave.
Buffalo, New York 14213

Community Air Monitoring Program Data

Date:	Tuesday, August 9, 2022				
Site Name:	Pillgrim Village Senior #C915363				
Upwind Data		Downwind Data			Delta
Time	PM 10 - 15 min AVG (µg/m³)	Time	PM 10 - 15 min AVG (µg/m³)	VOC	PM 10 - 15m AVG (µg/m³)
8/9/22 9:30 AM	0	8/9/22 9:30 AM	2.7	0	2.7
8/9/22 9:40 AM	0	8/9/22 9:40 AM	1.8	0	1.8
8/9/22 9:50 AM	0	8/9/22 9:50 AM	2.3	0	2.3
8/9/22 10:00 AM	0	8/9/22 10:00 AM	2.7	0	2.7
8/9/22 10:10 AM	0	8/9/22 10:10 AM	3.4	0	3.4
8/9/22 10:20 AM	0	8/9/22 10:20 AM	2.8	0	2.8
8/9/22 10:30 AM	0	8/9/22 10:30 AM	2.7	0	2.7
8/9/22 10:40 AM	0	8/9/22 10:40 AM	2.5	0	2.5
8/9/22 10:50 AM	0.1	8/9/22 10:50 AM	1.9	0	1.8
8/9/22 11:00 AM	0.2	8/9/22 11:00 AM	3.2	0	3
8/9/22 11:10 AM	0.3	8/9/22 11:10 AM	2.3	0	2
8/9/22 11:20 AM	0.4	8/9/22 11:20 AM	2.7	0	2.3
8/9/22 11:30 AM	0.4	8/9/22 11:30 AM	1.6	0	1.2
8/9/22 11:40 AM	0.5	8/9/22 11:40 AM	0.5	0	0
8/9/22 11:50 AM	0.9	8/9/22 11:50 AM	1.7	0	0.8
8/9/22 12:00 PM	1	8/9/22 12:00 PM	1.8	0	0.8
8/9/22 12:10 PM	1.1	8/9/22 12:10 PM	3.1	0	2
8/9/22 12:20 PM	1.1	8/9/22 12:20 PM	2.5	0	1.4
8/9/22 12:30 PM	1.1	8/9/22 12:30 PM	1.7	0	0.6
8/9/22 12:40 PM	0.9	8/9/22 12:40 PM	1.7	0	0.8
8/9/22 12:50 PM	1	8/9/22 12:50 PM	0.6	0	-0.4
8/9/22 1:00 PM	1.2	8/9/22 1:00 PM	1.5	0	0.3
8/9/22 1:10 PM	1.3	8/9/22 1:10 PM	1.4	0	0.1
8/9/22 1:20 PM	1.5	8/9/22 1:20 PM	2.3	0	0.8
8/9/22 1:30 PM	2.1	8/9/22 1:30 PM	2	0	-0.1
8/9/22 1:40 PM	2.5	8/9/22 1:40 PM	1.4	0	-1.1
8/9/22 1:50 PM	2.4	8/9/22 1:50 PM	1.6	0	-0.8
8/9/22 2:00 PM	2.7	8/9/22 2:00 PM	0.8	0	-1.9
8/9/22 2:10 PM	2.5	8/9/22 2:10 PM	0.9	0	-1.6
8/9/22 2:20 PM	33.2	8/9/22 2:20 PM	0.9	0	-32.3
8/9/22 2:30 PM	43.1	8/9/22 2:30 PM	1	0	-42.1
8/9/22 2:40 PM	9	8/9/22 2:40 PM	1.2	0	-7.8
8/9/22 2:50 PM	11.3	8/9/22 2:50 PM	2.3	0	-9
8/9/22 3:00 PM	7.3	8/9/22 3:00 PM	1.4	0	-5.9

*****Particulate Threshold PM 10 15minute average = 100µg/m³ above background***

960 Busti Ave.
Buffalo, New York 14213

Work Location Map

Date:	Tuesday, August 9, 2022
Site Name:	Pillgrim Village Senior #C915363

Legend	
UW	Dust monitor location (Upwind)
DW	Dust monitor location (Downwind)
	Work Location

960 Busti Ave.
Buffalo, New York 14213

Daily Field Report

Date:	Wednesday, August 10, 2022
Site Name:	Pillgrim Village Senior #C915363
Location:	1100 Michigan Ave Buffalo NY
Contractor/Sub-Contractor:	Kulbacks
Weather Conditions:	Partial Clouds 81 ˚F SW 5 mph

Description of Work Performed:

Excavated an additional 6" lift to remove remaining contaminated soil after samples returned from the lab indicating exceedances were found. Immediately sampled prior to the excavation completion.

Air monitors were up and running. Did not detect any exceedance.

Problems/Observations	None.
Health and Saftey Concerns:	None.
Contractor Work Force:	Kulbacks - 1 supervisor 2 operators 1 laboroer Niagara P&M - 1 supervisor, 1 engineer, 3 laborers
Contractor Equipment	Kulbacks - 2 excavators 2 dozers, 1 roller 1 skidster United Rentals water truck

Attachments : Daily report, Photo Log, Air Monitoring Report, Work Location Map

Inspectors Name	Sydney Deck

960 Busti Ave.
Buffalo, New York 14213

Daily Field Report Continued

Date:	Wednesday, August 10, 2022
Site Name:	Pillgrim Village Senior #C915363
Location:	1100 Michigan Ave Buffalo NY
Work Performed Continued	

Imported Material		Loads:	Amount (Tons)
LaFarge Dry Screening		33	690.13
Exported Material	Destination	Loads:	Amount (Tons)
Contaimnated Soil	Tonawanda Landfill	4	80
Total Material Hauled - Approx. (Tons)			80

960 Busti Ave.
Buffalo, New York 14213

Photo Log

Date:	Wednesday, August 10, 2022
Site Name:	Pillgrim Village Senior #C915363

Photo 1

Location of grid space E10 where exceedance was detected. Excavated further to expose clean virgin soil and remove any remaining contaminated soil.

960 Busti Ave.
Buffalo, New York 14213

Community Air Monitoring Program Data

Date:	Wednesday, August 10, 2022				
Site Name:	Pillgrim Village Senior #C915363				
Upwind Data		Downwind Data			Delta
Time	PM 10 - 15 min AVG (µg/m³)	Time	PM 10 - 15 min AVG (µg/m³)	VOC	PM 10 - 15m AVG (µg/m³)
8/10/22 9:30 AM	5.2	8/10/22 9:30 AM	11.3	0	6.1
8/10/22 9:40 AM	3.3	8/10/22 9:40 AM	7.3	0	4
8/10/22 9:50 AM	0.7	8/10/22 9:50 AM	11.7	0	11
8/10/22 10:00 AM	2.1	8/10/22 10:00 AM	19	0	16.9
8/10/22 10:10 AM	1.2	8/10/22 10:10 AM	10.7	0	9.5
8/10/22 10:20 AM	0.7	8/10/22 10:20 AM	10.8	0	10.1
8/10/22 10:30 AM	2.4	8/10/22 10:30 AM	10.5	0	8.1
8/10/22 10:40 AM	2.6	8/10/22 10:40 AM	7.1	0	4.5
8/10/22 10:50 AM	1.6	8/10/22 10:50 AM	4.4	0	2.8
8/10/22 11:00 AM	2.7	8/10/22 11:00 AM	4.2	0	1.5
8/10/22 11:10 AM	3.3	8/10/22 11:10 AM	5.1	0	1.8
8/10/22 11:20 AM	2.9	8/10/22 11:20 AM	3.8	0	0.9
8/10/22 11:30 AM	1.8	8/10/22 11:30 AM	6.1	0	4.3
8/10/22 11:40 AM	1.3	8/10/22 11:40 AM	17.8	0	16.5
8/10/22 11:50 AM	1.7	8/10/22 11:50 AM	19.2	0	17.5
8/10/22 12:00 PM	3.1	8/10/22 12:00 PM	10.4	0	7.3
8/10/22 12:10 PM	2.9	8/10/22 12:10 PM	6.5	0	3.6
8/10/22 12:20 PM	1	8/10/22 12:20 PM	6	0	5
8/10/22 12:30 PM	2.5	8/10/22 12:30 PM	5.1	0	2.6
8/10/22 12:40 PM	3.2	8/10/22 12:40 PM	4.2	0	1
8/10/22 12:50 PM	2.3	8/10/22 12:50 PM	6.9	0	4.6
8/10/22 1:00 PM	1.4	8/10/22 1:00 PM	5.2	0	3.8
8/10/22 1:10 PM	0.8	8/10/22 1:10 PM	5.5	0	4.7
8/10/22 1:20 PM	1	8/10/22 1:20 PM	4.9	0	3.9
8/10/22 1:30 PM	0.1	8/10/22 1:30 PM	5.4	0	5.3
8/10/22 1:40 PM	0.4	8/10/22 1:40 PM	4.8	0	4.4
8/10/22 1:50 PM	0.6	8/10/22 1:50 PM	5.5	0	4.9
8/10/22 2:00 PM	0.3	8/10/22 2:00 PM	5.1	0	4.8
8/10/22 2:10 PM	0.8	8/10/22 2:10 PM	4.3	0	3.5
8/10/22 2:20 PM	0.8	8/10/22 2:20 PM	6.1	0	5.3
8/10/22 2:30 PM	0.5	8/10/22 2:30 PM	5.2	0	4.7
8/10/22 2:40 PM	0.9	8/10/22 2:40 PM	4.7	0	3.8
8/10/22 2:50 PM	0.7	8/10/22 2:50 PM	12.4	0	11.7
8/10/22 3:00 PM	1.4	8/10/22 3:00 PM	14.8	0	13.4

*****Particulate Threshold PM 10 15minute average = 100µg/m³ above background***

BRYDGES ENGINEERING
IN ENVIRONMENT AND ENERGY, DPC

960 Busti Ave.
Buffalo, New York 14213

Work Location Map

Date:	Wednesday, August 10, 2022
Site Name:	Pillgrim Village Senior #C915363

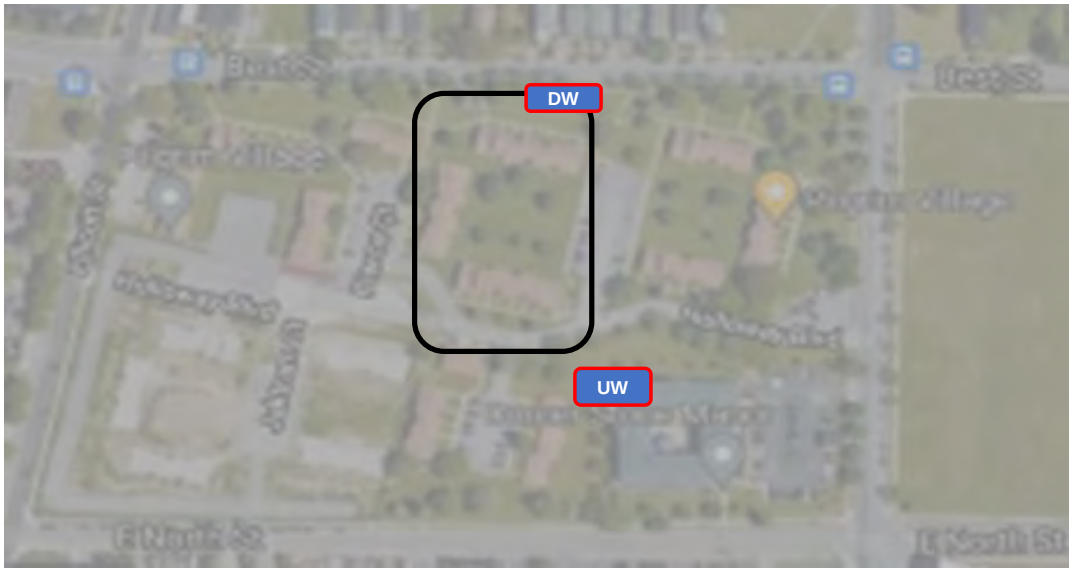

Legend	
UW	Dust monitor location (Upwind)
DW	Dust monitor location (Downwind)
	Work Location

960 Busti Ave.
Buffalo, New York 14213

Daily Field Report

Date:	Thursday, August 11, 2022
Site Name:	Pillgrim Village Senior #C915363
Location:	1100 Michigan Ave Buffalo NY
Contractor/Sub-Contractor:	Kulbacks
Weather Conditions:	Partial Clouds 79 ˚F SE 11 mph

Description of Work Performed:

No remediaion work being done today.

Air monitors were up and running. Did not detect any exceedance.

Problems/Observations	None.
Health and Saftey Concerns:	None.
Contractor Work Force:	Kulbacks - 1 supervisor 2 operators 1 laboroer Niagara P&M - 1 supervisor, 1 engineer, 3 laborers
Contractor Equipment	Kulbacks - 2 excavators 2 dozers, 1 roller 1 skidster United Rentals water truck

Attachments : Daily report, Photo Log, Air Monitoring Report, Work Location Map

Inspectors Name	Sydney Deck

960 Busti Ave.
Buffalo, New York 14213

Daily Field Report Continued

Date:	Thursday, August 11, 2022		
Site Name:	Pillgrim Village Senior #C915363		
Location:	1100 Michigan Ave Buffalo NY		
Work Performed Continued			
Imported Material		Loads:	Amount (Tons)
Exported Material	Destination	Loads:	Amount (Tons)
Total Material Hauled - Approx. (Tons)			0

960 Busti Ave.
Buffalo, New York 14213

Photo Log

Date:	Thursday, August 11, 2022
Site Name:	Pillgrim Village Senior #C915363

Photo 1

No remediation being done.

960 Busti Ave.
Buffalo, New York 14213

Community Air Monitoring Program Data

Date:	Thursday, August 11, 2022				
Site Name:	Pillgrim Village Senior #C915363				
Upwind Data		Downwind Data			Delta
Time	PM 10 - 15 min AVG (µg/m³)	Time	PM 10 - 15 min AVG (µg/m³)	VOC	PM 10 - 15m AVG (µg/m³)
8/11/22 9:30 AM	1.6	8/11/22 9:30 AM	0	0	-1.6
8/11/22 9:40 AM	3.4	8/11/22 9:40 AM	0.1	0	-3.3
8/11/22 9:50 AM	5.6	8/11/22 9:50 AM	0.5	0	-5.1
8/11/22 10:00 AM	2.9	8/11/22 10:00 AM	1.1	0	-1.8
8/11/22 10:10 AM	1.5	8/11/22 10:10 AM	1.4	0	-0.1
8/11/22 10:20 AM	3.5	8/11/22 10:20 AM	1.3	0	-2.2
8/11/22 10:30 AM	4.4	8/11/22 10:30 AM	1.2	0	-3.2
8/11/22 10:40 AM	4.7	8/11/22 10:40 AM	1.3	0	-3.4
8/11/22 10:50 AM	0.4	8/11/22 10:50 AM	1.2	0	0.8
8/11/22 11:00 AM	0.5	8/11/22 11:00 AM	1.4	0	0.9
8/11/22 11:10 AM	1.1	8/11/22 11:10 AM	1.3	0	0.2
8/11/22 11:20 AM	1.2	8/11/22 11:20 AM	20.2	0	19
8/11/22 11:30 AM	1.2	8/11/22 11:30 AM	26.7	0	25.5
8/11/22 11:40 AM	1.3	8/11/22 11:40 AM	40.8	0	39.5
8/11/22 11:50 AM	2.7	8/11/22 11:50 AM	19.1	0	16.4
8/11/22 12:00 PM	2.7	8/11/22 12:00 PM	18.9	0	16.2
8/11/22 12:10 PM	2.8	8/11/22 12:10 PM	10.9	0	8.1
8/11/22 12:20 PM	2.9	8/11/22 12:20 PM	6.6	0	3.7
8/11/22 12:30 PM	5	8/11/22 12:30 PM	12.9	0	7.9
8/11/22 12:40 PM	11.3	8/11/22 12:40 PM	24	0	12.7
8/11/22 12:50 PM	8.3	8/11/22 12:50 PM	20.2	0	11.9
8/11/22 1:00 PM	2.9	8/11/22 1:00 PM	23	0	20.1
8/11/22 1:10 PM	3	8/11/22 1:10 PM	28	0	25
8/11/22 1:20 PM	3.2	8/11/22 1:20 PM	35.4	0	32.2
8/11/22 1:30 PM	3.2	8/11/22 1:30 PM	60.5	0	57.3
8/11/22 1:40 PM	3.2	8/11/22 1:40 PM	14.7	0	11.5
8/11/22 1:50 PM	3.3	8/11/22 1:50 PM	62.6	0	59.3
8/11/22 2:00 PM	17.2	8/11/22 2:00 PM	98.9	0	81.7
8/11/22 2:10 PM	8.5	8/11/22 2:10 PM	75.1	0	66.6
8/11/22 2:20 PM	2.9	8/11/22 2:20 PM	20.5	0	17.6
8/11/22 2:30 PM	3.8	8/11/22 2:30 PM	22.7	0	18.9
8/11/22 2:40 PM	4.1	8/11/22 2:40 PM	94.9	0	90.8
8/11/22 2:50 PM	8.6	8/11/22 2:50 PM	49.4	0	40.8
8/11/22 3:00 PM	3.4	8/11/22 3:00 PM	20.8	0	17.4

*****Particulate Threshold PM 10 15minute average = 100µg/m³ above background***

960 Busti Ave.
Buffalo, New York 14213

Work Location Map

Date:	Thursday, August 11, 2022
Site Name:	Pillgrim Village Senior #C915363

Legend	
UW	Dust monitor location (Upwind)
DW	Dust monitor location (Downwind)
	Work Location

960 Busti Ave.
Buffalo, New York 14213

Daily Field Report

Date:	Friday, August 12, 2022
Site Name:	Pillgrim Village Senior #C915363
Location:	1100 Michigan Ave Buffalo NY
Contractor/Sub-Contractor:	Kulbacks
Weather Conditions:	Partial Clouds 77 ˚F N 5 mph

Description of Work Performed:

No remediaion work being done today.

Air monitors were up and running. Did not detect any exceedance.

Problems/Observations	None.
Health and Saftey Concerns:	None.
Contractor Work Force:	Kulbacks - 1 supervisor 2 operators 1 laboroer Niagara P&M - 1 supervisor, 1 engineer, 3 laborers
Contractor Equipment	Kulbacks - 2 excavators 2 dozers, 1 roller 1 skidster United Rentals water truck

Attachments : Daily report, Photo Log, Air Monitoring Report, Work Location Map

Inspectors Name	Sydney Deck

960 Busti Ave.
Buffalo, New York 14213

Daily Field Report Continued

Date:	Friday, August 12, 2022		
Site Name:	Pillgrim Village Senior #C915363		
Location:	1100 Michigan Ave Buffalo NY		
Work Performed Continued			
Imported Material		Loads:	Amount (Tons)
Exported Material	Destination	Loads:	Amount (Tons)
Total Material Hauled - Approx. (Tons)			0

960 Busti Ave.
Buffalo, New York 14213

Photo Log

Date:	Friday, August 12, 2022
Site Name:	Pillgrim Village Senior #C915363

Photo 1

No remediation being done.

960 Busti Ave.
Buffalo, New York 14213

Community Air Monitoring Program Data

Date:	Friday, August 12, 2022				
Site Name:	Pillgrim Village Senior #C915363				
Upwind Data		Downwind Data			Delta
Time	PM 10 - 15 min AVG (µg/m³)	Time	PM 10 - 15 min AVG (µg/m³)	VOC	PM 10 - 15m AVG (µg/m³)
8/12/22 8:50 AM	6.3	8/12/22 8:50 AM	40.2	0	33.9
8/12/22 9:00 AM	4	8/12/22 9:00 AM	24.5	0	20.5
8/12/22 9:10 AM	2.5	8/12/22 9:10 AM	31.6	0	29.1
8/12/22 9:20 AM	2.8	8/12/22 9:20 AM	21.7	0	18.9
8/12/22 9:30 AM	2.3	8/12/22 9:30 AM	19.5	0	17.2
8/12/22 9:40 AM	3	8/12/22 9:40 AM	23.1	0	20.1
8/12/22 9:50 AM	2.4	8/12/22 9:50 AM	4.4	0	2
8/12/22 10:00 AM	4.3	8/12/22 10:00 AM	7.3	0	3
8/12/22 10:10 AM	5.8	8/12/22 10:10 AM	11.9	0	6.1
8/12/22 10:20 AM	4.5	8/12/22 10:20 AM	6	0	1.5
8/12/22 10:30 AM	3.7	8/12/22 10:30 AM	2.5	0	-1.2
8/12/22 10:40 AM	3	8/12/22 10:40 AM	2.5	0	-0.5
8/12/22 10:50 AM	1.8	8/12/22 10:50 AM	1.6	0	-0.2
8/12/22 11:00 AM	1.9	8/12/22 11:00 AM	2.8	0	0.9
8/12/22 11:10 AM	3.3	8/12/22 11:10 AM	6.4	0	3.1
8/12/22 11:20 AM	9.2	8/12/22 11:20 AM	8.2	0	-1
8/12/22 11:30 AM	7.7	8/12/22 11:30 AM	10.3	0	2.6
8/12/22 11:40 AM	2.7	8/12/22 11:40 AM	9.5	0	6.8
8/12/22 11:50 AM	11.7	8/12/22 11:50 AM	5.1	0	-6.6
8/12/22 12:00 PM	10.3	8/12/22 12:00 PM	3	0	-7.3
8/12/22 12:10 PM	5.8	8/12/22 12:10 PM	1.6	0	-4.2
8/12/22 12:20 PM	19.8	8/12/22 12:20 PM	2.3	0	-17.5
8/12/22 12:30 PM	17.3	8/12/22 12:30 PM	1.2	0	-16.1
8/12/22 12:40 PM	1.8	8/12/22 12:40 PM	2.5	0	0.7
8/12/22 12:50 PM	2.3	8/12/22 12:50 PM	3.4	0	1.1
8/12/22 1:00 PM	3.4	8/12/22 1:00 PM	3.4	0	0
8/12/22 1:10 PM	5	8/12/22 1:10 PM	1.6	0	-3.4
8/12/22 1:20 PM	4	8/12/22 1:20 PM	0.5	0	-3.5
8/12/22 1:30 PM	4.5	8/12/22 1:30 PM	3.6	0	-0.9
8/12/22 1:40 PM	4.9	8/12/22 1:40 PM	4.5	0	-0.4
8/12/22 1:50 PM	2.5	8/12/22 1:50 PM	2.3	0	-0.2
8/12/22 2:00 PM	2.2	8/12/22 2:00 PM	3	0	0.8
8/12/22 2:10 PM	1.9	8/12/22 2:10 PM	2.3	0	0.4
8/12/22 2:20 PM	4.2	8/12/22 2:20 PM	2.1	0	-2.1
8/12/22 2:30 PM	4.4	8/12/22 2:30 PM	3.6	0	-0.8
8/12/22 2:40 PM	4.4	8/12/22 2:40 PM	1.6	0	-2.8
8/12/22 2:50 PM	2.5	8/12/22 2:50 PM	5.7	0	3.2
8/12/22 3:00 PM	2.2	8/12/22 3:00 PM	5	0	2.8
8/12/22 3:10 PM	2.7	8/12/22 3:10 PM	7.5	0	4.8
8/12/22 3:20 PM	2.9	8/12/22 3:20 PM	7.2	0	4.3

*****Particulate Threshold PM 10 15minute average = 100µg/m³ above background***

960 Busti Ave.
Buffalo, New York 14213

Work Location Map

Date:	Friday, August 12, 2022
Site Name:	Pillgrim Village Senior #C915363

Legend	
UW	Dust monitor location (Upwind)
DW	Dust monitor location (Downwind)
	Work Location

960 Busti Ave.
Buffalo, New York 14213

Daily Field Report

Date:	Monday, August 15, 2022
Site Name:	Pillgrim Village Senior #C915363
Location:	1100 Michigan Ave Buffalo NY
Contractor/Sub-Contractor:	Kulbacks
Weather Conditions:	Mostly Cloudy 80 ˚F NW 11 mph

Description of Work Performed:

Backfill brought in from LaFarge. Distributed throughout site.

Air monitors were up and running. Did not detect any exceedance.

Problems/Observations	None.
Health and Saftey Concerns:	None.
Contractor Work Force:	Kulbacks - 1 supervisor 2 operators 1 laboroer Niagara P&M - 1 supervisor, 1 engineer, 3 laborers
Contractor Equipment	Kulbacks - 2 excavators 2 dozers, 1 roller 1 skidster United Rentals water truck

Attachments : Daily report, Photo Log, Air Monitoring Report, Work Location Map

Inspectors Name	Sydney Deck

960 Busti Ave.
Buffalo, New York 14213

Daily Field Report Continued

Date:	Monday, August 15, 2022
Site Name:	Pillgrim Village Senior #C915363
Location:	1100 Michigan Ave Buffalo NY
Work Performed Continued	

Imported Material		Loads:	Amount (Tons)
LaFarge Dry Screening		15	314.74
Exported Material	Destination	Loads:	Amount (Tons)
Total Material Hauled - Approx. (Tons)			0

960 Busti Ave.
Buffalo, New York 14213

Photo Log

Date:	Monday, August 15, 2022
Site Name:	Pillgrim Village Senior #C915363

Photo 1

No remediation work being done.

BRYDGES ENGINEERING
IN ENVIRONMENT AND ENERGY, DPC

960 Busti Ave.
Buffalo, New York 14213

Community Air Monitoring Program Data

Date:	Monday, August 15, 2022
Site Name:	Pillgrim Village Senior #C915363

Upwind Data		Downwind Data			Delta
Time	PM 10 - 15 min AVG (µg/m³)	Time	PM 10 - 15 min AVG (µg/m³)	VOC	PM 10 - 15m AVG (µg/m³)
8/15/22 8:20 AM	5.6	8/15/22 8:30 AM	105.3	0	99.7
8/15/22 8:30 AM	4.3	8/15/22 8:40 AM	101.2	0	96.9
8/15/22 8:40 AM	6.5	8/15/22 8:50 AM	34.4	0	27.9
8/15/22 8:50 AM	5.1	8/15/22 9:00 AM	18.8	0	13.7
8/15/22 9:00 AM	5.6	8/15/22 9:10 AM	16.8	0	11.2
8/15/22 9:10 AM	6.5	8/15/22 9:20 AM	7.4	0	0.9
8/15/22 9:20 AM	3.1	8/15/22 9:30 AM	8.1	0	5
8/15/22 9:30 AM	3.3	8/15/22 9:40 AM	7.4	0	4.1
8/15/22 9:40 AM	3.1	8/15/22 9:50 AM	8.8	0	5.7
8/15/22 9:50 AM	3.9	8/15/22 10:00 AM	3.7	0	-0.2
8/15/22 10:00 AM	7.8	8/15/22 10:10 AM	4.8	0	-3
8/15/22 10:10 AM	2.5	8/15/22 10:20 AM	7.3	0	4.8
8/15/22 10:20 AM	5.4	8/15/22 10:30 AM	8.4	0	3
8/15/22 10:30 AM	8.3	8/15/22 10:40 AM	9.9	0	1.6
8/15/22 10:40 AM	6.6	8/15/22 10:50 AM	12.3	0	5.7
8/15/22 10:50 AM	3.6	8/15/22 11:00 AM	15.8	0	12.2
8/15/22 11:00 AM	2.9	8/15/22 11:10 AM	22.6	0	19.7
8/15/22 11:10 AM	3.3	8/15/22 11:20 AM	11	0	7.7
8/15/22 11:20 AM	4	8/15/22 11:30 AM	9.1	0	5.1
8/15/22 11:30 AM	3	8/15/22 11:40 AM	14.3	0	11.3
8/15/22 11:40 AM	3.3	8/15/22 11:50 AM	41.4	0	38.1
8/15/22 11:50 AM	5.1	8/15/22 12:00 PM	36	0	30.9
8/15/22 12:00 PM	5.9	8/15/22 12:10 PM	29.7	0	23.8
8/15/22 12:10 PM	5.1	8/15/22 12:20 PM	26.5	0	21.4
8/15/22 12:20 PM	5.2	8/15/22 12:30 PM	4.5	0	-0.7
8/15/22 12:30 PM	4.1	8/15/22 12:40 PM	4.4	0	0.3
8/15/22 12:40 PM	4.5	8/15/22 12:50 PM	1.6	0	-2.9
8/15/22 12:50 PM	7.4	8/15/22 1:00 PM	12.4	0	5
8/15/22 1:00 PM	8.8	8/15/22 1:10 PM	23.8	0	15
8/15/22 1:10 PM	4.5	8/15/22 1:20 PM	34.3	0	29.8
8/15/22 1:20 PM	5.3	8/15/22 1:30 PM	29.9	0	24.6
8/15/22 1:30 PM	4	8/15/22 1:40 PM	22.6	0	18.6
8/15/22 1:40 PM	3.6	8/15/22 1:50 PM	15.1	0	11.5
8/15/22 1:50 PM	4.9	8/15/22 2:00 PM	29.4	0	24.5
8/15/22 2:00 PM	4.6	8/15/22 2:10 PM	48.3	0	43.7
8/15/22 2:10 PM	3.1	8/15/22 2:20 PM	39.2	0	36.1
8/15/22 2:20 PM	2.9	8/15/22 2:30 PM	28.2	0	25.3
8/15/22 2:30 PM	2.9	8/15/22 2:40 PM	12	0	9.1
8/15/22 2:40 PM	1.9	8/15/22 2:50 PM	101	0	99.1
8/15/22 2:50 PM	3.9	8/15/22 3:00 PM	93	0	89.1
8/15/22 3:00 PM	4.9	8/15/22 3:10 PM	19.5	0	14.6
8/15/22 3:10 PM	6.2	8/15/22 3:20 PM	24.4	0	18.2
8/15/22 3:20 PM	6	8/15/22 3:30 PM	31.1	0	25.1
8/15/22 3:30 PM	3.2	8/15/22 3:40 PM	52.7	0	49.5
8/15/22 3:40 PM	2.8	8/15/22 3:40 PM	52.7	0	49.9

*****Particulate Threshold PM 10 15minute average = 100µg/m³ above background***

960 Busti Ave.
Buffalo, New York 14213

Work Location Map

Date:	Monday, August 15, 2022
Site Name:	Pillgrim Village Senior #C915363

Legend	
UW	Dust monitor location (Upwind)
DW	Dust monitor location (Downwind)
	Work Location

960 Busti Ave.
Buffalo, New York 14213

Daily Field Report

Date:	Tuesday, August 16, 2022
Site Name:	Pillgrim Village Senior #C915363
Location:	1100 Michigan Ave Buffalo NY
Contractor/Sub-Contractor:	Kulbacks
Weather Conditions:	Thunderstorm 73 ˚F E 7 mph

Description of Work Performed:

Backfill being brought in from LaFarge and distributed throughout the site.

Concrete was removed from site and taken to SRA for disposal.

Air monitors were not set up due to excessive rain.

Problems/Observations	None.
Health and Saftey Concerns:	None.
Contractor Work Force:	Kulbacks - 1 supervisor 2 operators 1 laboroer Niagara P&M - 1 supervisor, 1 engineer, 3 laborers
Contractor Equipment	Kulbacks - 2 excavators 2 dozers, 1 roller 1 skidster United Rentals water truck

Attachments : Daily report, Photo Log, Air Monitoring Report, Work Location Map

Inspectors Name	Sydney Deck

960 Busti Ave.
Buffalo, New York 14213

Daily Field Report Continued

Date:	Tuesday, August 16, 2022
Site Name:	Pillgrim Village Senior #C915363
Location:	1100 Michigan Ave Buffalo NY
Work Performed Continued	

Imported Material		Loads:	Amount (Tons)
LaFarge Dry Screening		19	400.7
Exported Material	Destination	Loads:	Amount (Tons)
Concrete	SRA	2	Unknown
Total Material Hauled - Approx. (Tons)			

960 Busti Ave.
Buffalo, New York 14213

Photo Log

Date:	Tuesday, August 16, 2022
Site Name:	Pillgrim Village Senior #C915363

Photo 1

No remediation work being done.

960 Busti Ave.
Buffalo, New York 14213

Community Air Monitoring Program Data

Date:	Tuesday, August 16, 2022				
Site Name:	Pillgrim Village Senior #C915363				
Upwind Data		Downwind Data			Delta
Time	PM 10 - 15 min AVG (µg/m³)	Time	PM 10 - 15 min AVG (µg/m³)	VOC	PM 10 - 15m AVG (µg/m³)
				0	0
				0	0
				0	0
				0	0
				0	0
				0	0
				0	0
				0	0
				0	0
				0	0
				0	0
				0	0
				0	0
				0	0
				0	0
				0	0
				0	0
***Particulate Threshold PM 10 15minute average = 100µg/m³ above background**					

Monitors were not setup due to excessive rain.

960 Busti Ave.
Buffalo, New York 14213

Work Location Map

Date:	Tuesday, August 16, 2022
Site Name:	Pillgrim Village Senior #C915363

Legend	
UW	Dust monitor location (Upwind)
DW	Dust monitor location (Downwind)
	Work Location

960 Busti Ave.
Buffalo, New York 14213

Daily Field Report

Date:	Wednesday, August 17, 2022
Site Name:	Pillgrim Village Senior #C915363
Location:	1100 Michigan Ave Buffalo NY
Contractor/Sub-Contractor:	Kulbacks
Weather Conditions:	Heavy Rain 75 ˚F S 5 mph

Description of Work Performed:

No remediation work being done.

Air monitors were not set up due to excessive rain.

Problems/Observations	None.
Health and Saftey Concerns:	None.
Contractor Work Force:	Kulbacks - 1 supervisor 2 operators 1 laboroer Niagara P&M - 1 supervisor, 1 engineer, 3 laborers
Contractor Equipment	Kulbacks - 2 excavators 2 dozers, 1 roller 1 skidster United Rentals water truck

Attachments : Daily report, Photo Log, Air Monitoring Report, Work Location Map

Inspectors Name	Sydney Deck

960 Busti Ave.
Buffalo, New York 14213

Daily Field Report Continued

Date:	Wednesday, August 17, 2022		
Site Name:	Pillgrim Village Senior #C915363		
Location:	1100 Michigan Ave Buffalo NY		
Work Performed Continued			
Imported Material		Loads:	Amount (Tons)
Exported Material	Destination	Loads:	Amount (Tons)
Total Material Hauled - Approx. (Tons)			

960 Busti Ave.
Buffalo, New York 14213

Photo Log

Date:	Wednesday, August 17, 2022
Site Name:	Pillgrim Village Senior #C915363

Photo 1

No remediation work being done.

BRYDGES ENGINEERING
IN ENVIRONMENT AND ENERGY, DPC

960 Busti Ave.
Buffalo, New York 14213

Community Air Monitoring Program Data

Date:	Wednesday, August 17, 2022
Site Name:	Pillgrim Village Senior #C915363

Upwind Data		Downwind Data			Delta
Time	PM 10 - 15 min AVG (µg/m³)	Time	PM 10 - 15 min AVG (µg/m³)	VOC	PM 10 - 15m AVG (µg/m³)
				0	0
				0	0
				0	0
				0	0
				0	0
				0	0
				0	0
				0	0
				0	0
				0	0
				0	0
				0	0
				0	0
				0	0
				0	0
				0	0
				0	0
*****Particulate Threshold PM 10 15minute average = 100µg/m³ above background***					

Monitors were not setup due to excessive rain.

BRYDGES ENGINEERING
IN ENVIRONMENT AND ENERGY, DPC

960 Busti Ave.
Buffalo, New York 14213

Work Location Map

Date:	Wednesday, August 17, 2022
Site Name:	Pillgrim Village Senior #C915363

Legend	
UW	Dust monitor location (Upwind)
DW	Dust monitor location (Downwind)
	Work Location

960 Busti Ave.
Buffalo, New York 14213

Daily Field Report

Date:	Thursday, August 18, 2022
Site Name:	Pillgrim Village Senior #C915363
Location:	1100 Michigan Ave Buffalo NY
Contractor/Sub-Contractor:	Kulbacks
Weather Conditions:	Rain 81 ˚F W 10 mph

Description of Work Performed:

No remediation work being done today.

Air monitors were set up and running throughout day. One exceedance detected due to the machine falling over. Issue immediately resolved.

Problems/Observations	None.
Health and Saftey Concerns:	None.
Contractor Work Force:	Kulbacks - 1 supervisor 2 operators 1 laboroer Niagara P&M - 1 supervisor, 1 engineer, 3 laborers
Contractor Equipment	Kulbacks - 2 excavators 2 dozers, 1 roller 1 skidster United Rentals water truck

Attachments : Daily report, Photo Log, Air Monitoring Report, Work Location Map

Inspectors Name	Sydney Deck

960 Busti Ave.
Buffalo, New York 14213

Daily Field Report Continued

Date:	Thursday, August 18, 2022		
Site Name:	Pillgrim Village Senior #C915363		
Location:	1100 Michigan Ave Buffalo NY		
Work Performed Continued			
Imported Material		Loads:	Amount (Tons)
Exported Material	Destination	Loads:	Amount (Tons)
Total Material Hauled - Approx. (Tons)			0

960 Busti Ave.
Buffalo, New York 14213

Photo Log

Date:	Thursday, August 18, 2022
Site Name:	Pillgrim Village Senior #C915363

Photo 1

No remediation being done.

960 Busti Ave.
Buffalo, New York 14213

Community Air Monitoring Program Data

Date:		Thursday, August 18, 2022			
Site Name:		Pillgrim Village Senior #C915363			
Upwind Data		Downwind Data			Delta
Time	PM 10 - 15 min AVG (µg/m³)	Time	PM 10 - 15 min AVG (µg/m³)	VOC	PM 10 - 15m AVG (µg/m³)
8/18/22 9:20 AM	3	8/18/22 9:20 AM	14.1	0	11.1
8/18/22 9:30 AM	3.7	8/18/22 9:30 AM	15.1	0	11.4
8/18/22 9:40 AM	4.8	8/18/22 9:40 AM	18	0	13.2
8/18/22 9:50 AM	5.9	8/18/22 9:50 AM	33.5	0	27.6
8/18/22 10:00 AM	6.9	8/18/22 10:00 AM	56.1	0	49.2
8/18/22 10:10 AM	13	8/18/22 10:10 AM	43.3	0	30.3
8/18/22 10:20 AM	7.1	8/18/22 10:20 AM	31.3	0	24.2
8/18/22 10:30 AM	5.1	8/18/22 10:30 AM	21.3	0	16.2
8/18/22 10:40 AM	5.5	8/18/22 10:40 AM	21.4	0	15.9
8/18/22 10:50 AM	6.7	8/18/22 10:50 AM	31.4	0	24.7
8/18/22 11:00 AM	5.8	8/18/22 11:00 AM	42.3	0	36.5
8/18/22 11:10 AM	5.8	8/18/22 11:10 AM	31.5	0	25.7
8/18/22 11:20 AM	9.5	8/18/22 11:20 AM	22.4	0	12.9
8/18/22 11:30 AM	8.6	8/18/22 11:30 AM	118.7	0	110.1
8/18/22 11:40 AM	11.5	8/18/22 11:40 AM	33.7	0	22.2
8/18/22 11:50 AM	11.8	8/18/22 11:50 AM	30.6	0	18.8
8/18/22 12:00 PM	9.4	8/18/22 12:00 PM	23.4	0	14
8/18/22 12:10 PM	7.6	8/18/22 12:10 PM	13.8	0	6.2
8/18/22 12:20 PM	6.2	8/18/22 12:20 PM	8.9	0	2.7
8/18/22 12:30 PM	4.5	8/18/22 12:30 PM	9.2	0	4.7

*****Particulate Threshold PM 10 15minute average = 100µg/m³ above background***

BRYDGES ENGINEERING
IN ENVIRONMENT AND ENERGY, DPC

960 Busti Ave.
Buffalo, New York 14213

Work Location Map

Date:	Thursday, August 18, 2022
Site Name:	Pillgrim Village Senior #C915363

Legend	
UW	Dust monitor location (Upwind)
DW	Dust monitor location (Downwind)
	Work Location

960 Busti Ave.
Buffalo, New York 14213

Daily Field Report

Date:	Friday, August 19, 2022
Site Name:	Pillgrim Village Senior #C915363
Location:	1100 Michigan Ave Buffalo NY
Contractor/Sub-Contractor:	Kulbacks
Weather Conditions:	Partial Clouds 82 ˚F S 10 mph

Description of Work Performed:

Backfill brought in from LaFarge and distributed.

Air monitors were up and running throughout the day - No exceedances detected.

Problems/Observations	None.
Health and Saftey Concerns:	None.
Contractor Work Force:	Kulbacks - 1 supervisor 2 operators 1 laboroer Niagara P&M - 1 supervisor, 1 engineer, 3 laborers
Contractor Equipment	Kulbacks - 2 excavators 2 dozers, 1 roller 1 skidster United Rentals water truck

Attachments : Daily report, Photo Log, Air Monitoring Report, Work Location Map

Inspectors Name	Sydney Deck

960 Busti Ave.
Buffalo, New York 14213

Daily Field Report Continued

Date:	Friday, August 19, 2022
Site Name:	Pillgrim Village Senior #C915363
Location:	1100 Michigan Ave Buffalo NY
Work Performed Continued	

Imported Material		Loads:	Amount (Tons)
LaFarge Dry Screening		15	321.91
Exported Material	Destination	Loads:	Amount (Tons)
Total Material Hauled - Approx. (Tons)			0

960 Busti Ave.
Buffalo, New York 14213

Photo Log

Date:	Friday, August 19, 2022
Site Name:	Pillgrim Village Senior #C915363

Photo 1

No remediation being done.

960 Busti Ave.
Buffalo, New York 14213

Community Air Monitoring Program Data

Date:		Friday, August 19, 2022			
Site Name:		Pillgrim Village Senior #C915363			
Upwind Data		Downwind Data			Delta
Time	PM 10 - 15 min AVG (µg/m³)	Time	PM 10 - 15 min AVG (µg/m³)	VOC	PM 10 - 15m AVG (µg/m³)
		8/19/22 8:20 AM	26.4	0	26.4
8/19/22 8:30 AM	2	8/19/22 8:30 AM	2.2	0	0.23
8/19/22 8:40 AM	2.4	8/19/22 8:40 AM	10.6	0	8.21
8/19/22 8:50 AM	2.8	8/19/22 8:50 AM	16.0	0	13.16
8/19/22 9:00 AM	2.9	8/19/22 9:00 AM	17.3	0	14.39
8/19/22 9:10 AM	2.3	8/19/22 9:10 AM	18.2	0	15.86
8/19/22 9:20 AM	2.4	8/19/22 9:20 AM	18.8	0	16.41
8/19/22 9:30 AM	1.8	8/19/22 9:30 AM	15.5	0	13.71
8/19/22 9:40 AM	2.1	8/19/22 9:40 AM	17.8	0	15.66
8/19/22 9:50 AM	2.1	8/19/22 9:50 AM	18.6	0	16.49
8/19/22 10:00 AM	2.4	8/19/22 10:00 AM	19.4	0	17.04
8/19/22 10:10 AM	2.6	8/19/22 10:10 AM	19.2	0	16.56
8/19/22 10:20 AM	1.8	8/19/22 10:20 AM	17.4	0	15.62
8/19/22 10:30 AM	1.8	8/19/22 10:30 AM	16.9	0	15.11
8/19/22 10:40 AM	2.2	8/19/22 10:40 AM	15.8	0	13.61
8/19/22 10:50 AM	2.3	8/19/22 10:50 AM	18.0	0	15.66
8/19/22 11:00 AM	2.7	8/19/22 11:00 AM	18.1	0	15.38
8/19/22 11:10 AM	2.3	8/19/22 11:10 AM	17.6	0	15.3
8/19/22 11:20 AM	1.7	8/19/22 11:20 AM	20.0	0	18.3
8/19/22 11:30 AM	1.6	8/19/22 11:30 AM	2.0	0	0.38
8/19/22 11:40 AM	2	8/19/22 11:40 AM	22.3	0	20.3
8/19/22 11:50 AM	1.5	8/19/22 11:50 AM	18.2	0	16.67
8/19/22 12:00 PM	1.8	8/19/22 12:00 PM	17.2	0	15.4
8/19/22 12:10 PM	2.3	8/19/22 12:10 PM	17.2	0	14.92
8/19/22 12:20 PM	2	8/19/22 12:20 PM	17.3	0	15.32
8/19/22 12:30 PM	1.8	8/19/22 12:30 PM	17.4	0	15.64
8/19/22 12:40 PM	1.8	8/19/22 12:40 PM	16.6	0	14.78
8/19/22 12:50 PM	2	8/19/22 12:50 PM	18.9	0	16.9
8/19/22 1:00 PM	1.7	8/19/22 1:00 PM	16.6	0	14.9
8/19/22 1:10 PM	1.5	8/19/22 1:10 PM	12.2	0	10.7
8/19/22 1:20 PM	1.8	8/19/22 1:20 PM	15.5	0	13.7
8/19/22 1:30 PM	1.8	8/19/22 1:30 PM	13.6	0	11.8
8/19/22 1:40 PM	1.6	8/19/22 1:40 PM	15.5	0	13.89
8/19/22 1:50 PM	1.7	8/19/22 1:50 PM	14.4	0	12.72
8/19/22 2:00 PM	2.6	8/19/22 2:00 PM	16.5	0	13.86
8/19/22 2:10 PM	2.2	8/19/22 2:10 PM	17.7	0	15.5
8/19/22 2:20 PM	2.2	8/19/22 2:20 PM	17.0	0	14.76

*****Particulate Threshold PM 10 15minute average = 100µg/m³ above background***

960 Busti Ave.
Buffalo, New York 14213

Work Location Map

Date:	Friday, August 19, 2022
Site Name:	Pillgrim Village Senior #C915363

Legend	
UW	Dust monitor location (Upwind)
DW	Dust monitor location (Downwind)
	Work Location

APPENDIX D

CONFIRMATION SOIL SAMPLE LOCATION PLAN & COORDINATES TABLE

BRYDGES ENGINEERING
IN ENVIRONMENT AND ENERGY, DPC

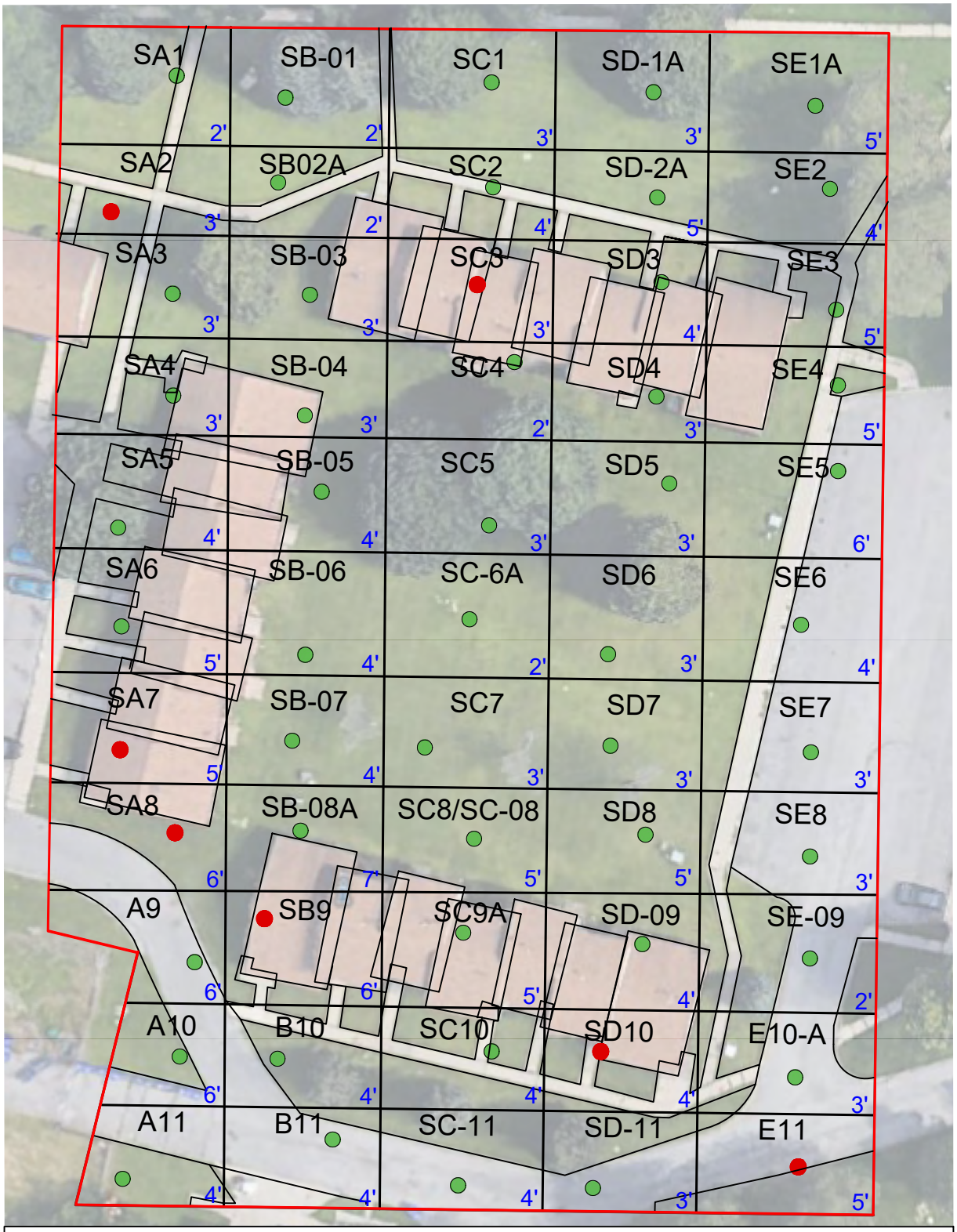

NOTE: See Table R1 for Sample Analytical Results

LEGEND

Passing Sample | Failed Sample | Site Boundary | SA1 Sample ID | 4' Approximate Depth of Excavation/Sample

JASON BRYDGES P.E.

BRYDGES ENGINEERING IN ENVIRONMENT AND ENERGY, DPC
960 BUSTI AVE, SUITE B-150
BUFFALO, NY 14213

BOTTOM CONFIRMATION SOIL SAMPLE LOCATION MAP

PILGRIM VILLAGE - SENIOR
951 ELLICOTT STREET
BUFFALO, NY 14209

Scale 1" = 50' | Page 1 of 1 | Dec-22

REVISIONS	
SD	8/22/2022
SD	9/12/2022
SD	10/3/2022
SD	10/4/2022
SD	12/4/2022

N

R1

NOTE: See Table R2 for Sample Analytical Results

LEGEND

Passing Sample | Failed Sample | Site Boundary | SSSW-1 Sample ID | 4' Approximate Depth of Excavation/Sample

JASON BRYDGES P.E

BRYDGES ENGINEERING IN ENVIRONMENT AND ENERGY, DPC
960 BUSTI AVE, SUITE B-150
BUFFALO, NY 14213

SIDEWALL CONFIRMATION SOIL SAMPLE LOCATIONS

PILGRIM VILLAGE - SENIOR
951 ELLICOTT STREET
BUFFALO, NY 14209

Scale 1" = 50' | Page 1 of 1 | Dec-22

REVISIONS	
SD	8/22/2022
SD	9/12/2022
SD	10/3/2022
SD	10/4/2022
SD	12/4/2022

N

R2

Table R4
Pilgrim Senior Site
Remediation Sample Coordinates

Senior Bottom Sample Coordinates				
SA1	SB-01	SC1	SD-1A	SE1A
42.90387° N, 78.86463° W	42.90384° N, 78.86450° W	42.90384° N, 78.86430° W	42.90384° N, 78.86412° W	42.90382° N, 78.86394° W
SA2	SB02A	SC2	SD-2A	SE2
42.90375° N, 78.86472° W	42.90376° N, 78.86451° W	42.90376° N, 78.86430° W	42.90376° N, 78.86412° W	42.90375° N, 78.86394° W
SA3	SB-03	SC3	SD3	SE3
42.90366° N, 78.86465° W	42.90367° N, 78.86449° W	42.90367° N, 78.86430° W	42.90368° N, 78.86412° W	42.90366° N, 78.86388° W
SA4	SB-04	SC4	SD4	SE4
42.90358° N, 78.86465° W	42.90358° N, 78.86449° W	42.90360° N, 78.86427° W	42.90358° N, 78.86411° W	42.90359° N, 78.86391° W
SA5	SB-05	SC5	SD5	SE5
42.90349° N, 78.86467° W	42.90351° N, 78.86448° W	42.90349° N, 78.86430° W	42.90352° N, 78.86410° W	42.90352° N, 78.86391° W
SA6	SB-06	SC-6A	SD6	SE6
42.90340° N, 78.86467° W	42.90337° N, 78.86449° W	42.90340° N, 78.86433° W	42.90340° N, 78.86416° W	42.90341° N, 78.86397° W
SA7	SB-07	SC7	SD7	SE7
42.90332° N, 78.86468° W	42.90332° N, 78.86453° W	42.90330° N, 78.86439° W	42.90330° N, 78.86417° W	42.90330° N, 78.86396° W
SA8	SB-08A	SC8/SC-08	SD8	SE8
42.90323° N, 78.86470° W	42.903236° N, 78.86452° W	42.90321° N, 78.86432° W	42.90325° N, 78.86413° W	42.90326 N, 78.86395° W
A9	SB9	SC9A	SD-09	SE-09
42.903144° N, 78.864631° W	42.90317° N, 78.86455° W	42.90315° N, 78.86430° W	42.90310° N, 78.86413° W	42.90308° N, 78.86394° W
A10	B10	SC10	SD10	E10-A
42.90306° N, 78.86464° W	42.90307° N, 78.86454° W	42.90307° N, 78.86429° W	42.90308° N, 78.86418° W	42.90304° N, 78.86397° W
A11	B11	SC-11	SD-11	E11
42.90296° N, 78.864700° W	42.90297° N, 78.86445° W	42.90294° N, 78.864325° W	42.90294° N, 78.86411° W	42.90297° N, 78.86397° W

Senior Sidewall Sample Coordinates		
SSWNW01	SWSW-1	SSSW-1
42.90392° N, 78.864557° W	42.903073° N, 78.86472° W	42.902906° N, 78.86404° W
SSWNW-2	SWSW-2	SSSW-2
42.903896° N, 78.864097° W	42.903749° N, 78.864801° W	42.90291° N, 78.864513° W

APPENDIX E

WASTE CHARACTERIZATION
&
DISPOSAL DOCUMENMTATION

BRYDGES ENGINEERING
IN ENVIRONMENT AND ENERGY, DPC

NEW YORK STATE DEPARTMENT OF ENVIRONMENTAL CONSERVATION

Division of Materials Management, Region 9
270 Michigan Avenue, Buffalo, NY 14203-2915
P: (716) 851-7220 | F: (716) 851-7226
www.dec.ny.gov

January 28, 2022

Mr. Nicholas Morreale
EnSol, Inc.
661 Main Street
Niagara Falls, New York 14301

Dear Mr. Morreale:

Town of Tonawanda Landfill, #15S29
Alternate Grading Material (AGM) Request
Pilgrim Village Phase-2 Senior
Waste Approval #22-3344-10T

This is in response to your letter dated January 21, 2022, requesting approval to accept non-hazardous soil generated at the above referenced site located at 99 Best Street in Buffalo, New York. The material is proposed for use as AGM at the Town of Tonawanda landfill, and you have estimated that 22,000 tons will be delivered under this profile. This approval expires on July 1, 2023.

Your letter provided analytical data for the material to be removed from this site. I have reviewed the information provided in your letter and the Department hereby approves this material to be accepted at the Town of Tonawanda landfill for use as alternate grading material. Placement and handling of the material must be in accordance with the Operations and Maintenance Manual, revised May 2001, prepared by EnSol, Inc.

Additionally, the Department's approval for the use of the above referenced material as AGM at the Town of Tonawanda landfill does not relieve the Town from having to comply with any other applicable local, state and/or federal requirements.

If you have any questions regarding this matter, please call me at 851-7220.

Sincerely,

Beverly Lewinski

Beverly Lewinski, P.E
Professional Engineer 1

NEW YORK STATE OF OPPORTUNITY | Department of Environmental Conservation

Pilgrim Senior Site - Tonawanda Landfill Disposal Quantities
March 24, 2022 through July 25,2022

Daily Tonnage (1)	
819.27	
937.28	
177.63	
844.99	
833.06	
973.36	
468.57	
116.61	
742.19	
916.1	
1009.04	
910.67	
387.25	
999.24	
1059.98	
864.97	
939.85	
1009.56	
1267.07	
1404.54	
1441.16	
258.36	
254.6	
835.61	
1046.8	
790.31	
23.78	
78.58	
790.31	
22200.74	Total

(1) - See attached Tonawanda Landfill
Daily Tonanage Detail Report

Daily Tonnage Detail Report Date Range: 1/1/22 - 9/14/22

Tonawanda Landfill

Filtered By Ticket Date Range
Grouped By Ticket Date Then By Project Number.
Sorted By Ticket Date Then By Manifest Number.

Report Date
9/15/2022

START TicketDate: 3/24/2022
Project Number: 22-3344-10T
Customer: SAA/EVI MC Senior LLC

ManifestNumber:	Tonnage:
470634	19.89
470819	25.6
470820	17.55
470821	21.7
470822	19.4
470823	21.39
470824	20.93
470825	21.97
470826	21.89
470827	17.87
470828	21.94
470829	18.61
470830	19.27
470831	22.62
470832	21.82
470833	19.99
470834	24.03
470835	21.65
470836	27.9
470837	22.83
470838	22.12
470839	20.72
470840	18.9
470842	25.97
470843	22.96
470844	25.29
470845	28.2
470846	21.87
470847	19.03
470848	23.23
470861	23.08
470862	21.72
470863	17.68
470864	19.62
470865	19.32
470866	17.9
470867	19.3
470868	23.51

Total Tonnage: 819.27

END TicketDate: 3/24/2022 Total Tonnage: 819.27

START TicketDate: 3/25/2022
Project Number: 22-3344-10T
Customer: SAA/EVI MC Senior LLC

ManifestNumber:	Tonnage:
470635	24.71
470636	24.05
470637	18.39
470638	25.44
470639	20.54
470640	21.57
470641	18.68
470642	24.97
470643	19.67
470644	21.28
470645	19.43
470646	22.5
470647	21.26
470648	20.6
470649	24.76
470650	19.34
470651	21.81
470652	19.93
470653	21.21
470654	21.61
470667	19.8
470668	23.07
470669	18.82
470670	22.38
470671	20.69
470672	21.49
470674	24.54
470813	24.56
470814	24.84
470815	23.93
470816	20.54
470817	26.95
470818	24.74
470869	20.67
470870	19.22
470871	20.22
470872	21.87
470873	25.63
470874	21.15
470875	21.02
470876	20.36
470886	18.85
470887	20.19

Total Tonnage: 937.28

END TicketDate: 3/25/2022 Total Tonnage: 937.28

START TicketDate: 3/28/2022
Project Number: 22-3344-10T
Customer: SAA/EVI MC Senior LLC

ManifestNumber:	Tonnage:
470665	21.93
470879	20.56
470880	16.66
470884	21.74
470885	18.16
470888	16.2
470890	20.88
470895	19.74
470896	21.76

Total Tonnage: 177.63

END TicketDate: 3/28/2022 Total Tonnage: 177.63

START TicketDate: 3/29/2022

Project Number: 22-3344-10T

Customer: SAA/EVI MC Senior LLC

ManifestNumber:	Tonnage:	Total Tonnage: 844.99
470655	23.5	
470656	24.22	
470657	23.32	
470658	20.36	
470659	22.22	
470660	21.2	
470661	23.75	
470662	23.06	
470663	21.12	
470664	22.33	
470666	24.47	
470877	20.36	
470878	22.97	
470881	14.91	
470882	15.74	
470891	17.69	
470892	19.07	
470893	21.3	
470894	23.09	
470898	25.21	
470900	26.37	
470901	26.01	
470902	25.38	
470903	20.65	
470904	19.36	
470905	23.3	
470906	25.18	
470907	27.27	
470908	24.31	
470909	19.83	
470910	21.49	
470911	21.73	
470913	25.61	
470950	23.92	
470951	20.39	
470952	19.18	
470953	21.98	
470954	23.14	

END TicketDate: 3/29/2022 Total Tonnage: 844.99

START TicketDate: 3/30/2022

Project Number: 22-3344-10T

Customer: SAA/EVI MC Senior LLC

ManifestNumber:	Tonnage:	Total Tonnage: 833.06
470914	20.98	
470915	22.97	
470916	21.44	
470917	24.63	
470918	24.61	
470919	23.5	
470920	19.9	
470921	18.21	
470922	23.28	
470923	22.94	
470924	21.44	
470925	21.24	
470926	23.29	
470927	23.78	
470928	18.26	
470929	18.79	
470930	24.59	
470931	25	
470932	22.58	
470933	20.73	
470934	23.11	
470936	20.23	
470937	21.14	
470955	21.85	
470956	22.78	
470957	22.66	
470958	22.9	
470959	21.22	
470960	16.49	
470961	18.86	
470962	22.33	
470963	21.22	
470964	21.83	
470965	22.93	
470966	23.91	
470967	21.29	
470968	21.2	
470969	24.95	

END TicketDate: 3/30/2022 Total Tonnage: 833.06

START TicketDate: 3/31/2022

Project Number: 22-3344-10T

Customer: SAA/EVI MC Senior LLC

ManifestNumber:	Tonnage:	Total Tonnage: 973.36
470935	22.75	
470938	21.2	
470939	20.5	
470940	22.71	
470941	22.68	
470942	23.81	
470943	21.24	
470944	23.21	
470945	22.09	
470946	22.31	
470947	14.22	
470948	22.77	
470949	23.67	
470970	22.03	
470971	21.86	
470972	22.66	
470973	23.38	
470974	17.47	
470975	24.37	
470976	25.6	
470977	22.34	
470978	22.07	
470979	18.41	
470980	23.03	
470981	23.44	
470982	22.84	

470983	23.66
470984	22.23
470985	22.52
470986	25.81
470987	16.34
470988	22.86
470989	20
470990	17.99
470991	20.51
470992	21.5
470993	18.74
470994	17.39
470995	20.25
470996	21.82
470998	21.94
471000	21.91
471001	20.38
471002	24.78
471003	20.07

END TicketDate: 3/31/2022 Total Tonnage: 973.36

START TicketDate: 4/1/2022

Project Number: 22-3344-10T

Customer: SAA/EVI MC Senior LLC

ManifestNumber: Tonnage: Total Tonnage: 468.57

470997	22.29
471004	22.42
471005	20.1
471006	22.57
471007	18.41
471008	20.93
471009	20.44
471010	19
471011	20.24
471012	21.05
471013	22.53
471014	21.53
471015	19.83
471016	18.8
471019	18.51
471020	19.92
471021	18.17
471022	21.52
471026	19.56
471027	20.63
471028	19.32
471039	19.23
471040	21.57

END TicketDate: 4/1/2022 Total Tonnage: 468.57

START TicketDate: 4/4/2022

Project Number: 22-3344-10T

Customer: SAA/EVI MC Senior LLC

ManifestNumber: Tonnage: Total Tonnage: 116.61

471017	23.29
471018	21.28
471023	19.31
471024	16.5
471025	17.77
471038	18.46

END TicketDate: 4/4/2022 Total Tonnage: 116.61

START TicketDate: 4/5/2022

Project Number: 22-3344-10T

Customer: SAA/EVI MC Senior LLC

ManifestNumber: Tonnage: Total Tonnage: 742.19

471029	23.83
471030	23.49
471031	21.37
471032	19.91
471033	21.2
471034	20.29
471035	23.21
471036	27.23
471037	24.28
471041	21.4
471042	23.14
471043	22.98
471044	22.62
471045	23.13
471046	21.59
471047	20.99
471048	22.9
471052	21.17
471053	18.84
471054	18.53
471056	22.79
471057	18.19
471058	19.55
471059	20.65
471060	21.37
471061	17.4
471091	21.52
471092	21.32
471093	23.82
471094	19.14
471095	22.76
471096	22.46
471097	24.47
471098	24.65

END TicketDate: 4/5/2022 Total Tonnage: 742.19

START TicketDate: 4/6/2022

Project Number: 22-3344-10T

Customer: SAA/EVI MC Senior LLC

ManifestNumber: Tonnage: Total Tonnage: 916.10

470841	19.18
470849	29.5
470850	24.26
470851	27.15
470852	21.88
470853	21.88
470854	18.48
470855	20.66
470856	22.03
470857	25.14
470858	22.35
470859	21.62
470860	20.03
471062	22.66

471063	23.31
471064	24.44
471065	26.55
471066	23.52
471067	22.59
471068	14.59
471069	19.77
471070	20.85
471071	24.94
471072	24.79
471073	23.98
471074	22.18
471075	20.05
471076	24.38
471077	21.08
471078	23.29
471079	22.27
471080	20.54
471081	18.53
471082	20.67
471083	22.97
471084	20.05
471085	18.71
471086	19.92
471087	16.95
471088	16.61
471089	19.59
471090	22.16

END TicketDate: 4/6/2022 Total Tonnage: 916.10

START TicketDate: 4/8/2022

Project Number: 22-3344-10T

Customer: SAA/EVI MC Senior LLC

ManifestNumber:	Tonnage:	Total Tonnage: 1009.04
471099	21.78	
471100	23.12	
471101	22.79	
471102	21.39	
471103	18.27	
471104	18.78	
471105	20.14	
471106	18.38	
471107	22.34	
471108	19.82	
471109	23.91	
471110	20.13	
471111	17.56	
471112	23.99	
471113	22.25	
471114	20.68	
471115	23.33	
471116	19.44	
471117	19.68	
471118	20.44	
471119	18.84	
471120	22.08	
471121	20.46	
471122	22.12	
471123	22.03	
471124	21.93	
471125	21.46	
471126	21.04	
471127	19.22	
471128	20.91	
471129	22.06	
471130	20.09	
471131	18.58	
471132	22.26	
471134	21.49	
471135	16.67	
471136	21.95	
471137	17.09	
471138	23.33	
471139	20.92	
471140	24.4	
471141	22.53	
471142	21.85	
471143	22.1	
471144	20.64	
471145	21.93	
471146	20.69	
471147	22.15	

END TicketDate: 4/8/2022 Total Tonnage: 1009.04

START TicketDate: 4/11/2022

Project Number: 22-3344-10T

Customer: SAA/EVI MC Senior LLC

ManifestNumber:	Tonnage:	Total Tonnage: 910.67
471148	24.7	
471149	22.43	
471150	21.12	
471151	19.04	
471152	19.67	
471153	19.12	
471154	20.91	
471155	23.04	
471156	20.32	
471157	20.71	
471158	24.1	
471159	19.27	
471160	22.84	
471161	24.02	
471162	18.6	
471163	21.66	
471164	18.32	
471165	24.33	
471166	23.43	
471167	19.41	
471168	22.87	
471169	22.39	
471170	21.9	
471171	20.94	
471172	18.45	
471173	20.69	
471174	22.96	
471175	24.51	
471176	22.61	
471177	16.71	
471178	20.36	
471179	21.39	

471180	23.57
471181	20.97
471182	24.34
471183	24.36
471184	23.37
471185	20.4
471186	19.63
471187	25.08
471188	25.29
471189	20.84

END TicketDate: 4/11/2022 Total Tonnage: 910.67

START TicketDate: 4/12/2022

Project Number: 22-3344-10T

Customer: SAA/EVI MC Senior LLC

ManifestNumber:	Tonnage:
471190	22.82
471200	23.49
471201	21.4
471202	22.49
471203	17.78
471204	21.32
471205	18.68
471206	24.15
471207	20.1
471208	21.3
471209	21.79
471210	20.99
471211	20.61
471212	23.54
471213	24.05
471214	18.63
471215	22.21
471216	21.9

Total Tonnage: 387.25

END TicketDate: 4/12/2022 Total Tonnage: 387.25

START TicketDate: 4/13/2022

Project Number: 22-3344-10T

Customer: SAA/EVI MC Senior LLC

ManifestNumber:	Tonnage:
471194	24.87
471195	22.14
471196	21.41
471197	26.29
471217	22.4
471218	22.62
471219	18.32
471220	17.86
471221	19.55
471222	17.21
471223	20.64
471224	23.4
471225	18.86
471226	23.82
471227	24.02
471228	20.62
471229	20.74
471230	19.05
471231	18.15
471232	21.98
471233	21.44
471234	16.74
471235	19.2
471236	17.7
471237	17.24
471238	22.54
471239	23.46
471240	16.94
471241	22.21
471242	18.25
471243	22.44
471244	17.15
471245	18.83
471246	19.05
471247	24.24
471248	24.14
471249	21.71
471250	18.94
471251	17.62
471252	20.32
471253	19.03
471254	20.73
471255	22.6
471256	25.13
471257	25.27
471258	19.26
471259	18.4
471260	24.71

Total Tonnage: 999.24

END TicketDate: 4/13/2022 Total Tonnage: 999.24

START TicketDate: 4/14/2022

Project Number: 22-3344-10T

Customer: SAA/EVI MC Senior LLC

ManifestNumber:	Tonnage:
471191	20.58
471192	23.11
471193	19.49
471261	22.72
471262	20.8
471263	22.96
471264	18.81
471265	20.58
471266	19.17
471267	20.57
471268	19.04
471269	24.36
471270	20.06
471447	17.72
471448	19.24
471449	21.68
471450	22.78
471451	18.79
471452	24.28
471453	16.83
471454	21.98
471455	21.7
471456	14.83
471457	22.37
471458	24.21
471459	21.44

Total Tonnage: 1059.98

471460	19.96
471461	24.74
471462	24.05
471463	18.91
471464	17.32
471465	22.33
471466	23.2
471467	28.43
471468	22.44
471469	18.3
471470	24.09
471471	21.05
471472	19.51
471473	18.66
471474	19.55
471475	22.72
471476	26.47
471477	17.72
471478	20.76
471479	23.48
471480	20.93
471481	19.62
471482	23.36
471483	22.28

END TicketDate: 4/14/2022 Total Tonnage: 1059.98

START TicketDate: 4/15/2022

Project Number: 22-3344-10T

Customer: SAA/EVI MC Senior LLC

ManifestNumber:	Tonnage:
471484	27.14
471485	26.02
471486	24.09
471487	19.86
471488	21.9
471489	21.82
471490	21.9
471491	24.29
471492	22.37
471493	21.39
471494	20.76
471495	20.5
471496	21.39
471497	21.85
471498	20
471499	21.86
471500	20.8
471501	23.71
471502	18.72
471503	24.85
471504	23.06
471505	23.04
471506	22.76
471508	22.82
471509	20.51
471510	22.87
471511	17.11
471512	21.47
471513	21.97
471514	26.5
471515	21.05
471516	20.74
471517	22.79
471518	19.22
471519	18.88
471520	20.52
471521	25.78
471545	24.9
471546	23.76

Total Tonnage: 864.97

END TicketDate: 4/15/2022 Total Tonnage: 864.97

START TicketDate: 5/9/2022

Project Number: 22-3344-10T

Customer: SAA/EVI MC Senior LLC

ManifestNumber:	Tonnage:
471548	25.26
471549	21.55
471550	21.64
471551	20.23
471552	20.6
471553	24.03
471554	21.61
471555	25.71
471560	20.66
471561	26.62
471562	19.86
471563	23.23
471564	22.75
471565	20.73
471566	20.5
471567	23.24
471568	21.14
471569	24.11
471570	21.66
471571	20.07
471572	22.09
471573	21.87
471574	20.09
471575	21.04
471576	19.69
471577	21.46
471578	19.75
471579	25.34
471580	22.27
471581	23.84
471582	20.52
471583	20.55
471584	20.56
471585	21.96
471586	22.86
471587	21.85
471588	20.94
471589	20.03
471590	19.76
471591	22.45
471592	21.44
471593	22.77
471594	21.52

Total Tonnage: 939.85

END TicketDate: 5/9/2022 Total Tonnage: 939.85

START TicketDate: 5/25/2022

Project Number: 22-3344-10T

Customer: SAA/EVI MC Senior LLC

ManifestNumber:	Tonnage:
471595	22.67
471596	23.75
471597	26.33
471598	29.47
471599	26.08
471600	24.03
471601	24.63
471602	25.94
471603	22.36
471604	18.08
471605	23.41
471606	18.91
471607	22.72
471608	20.46
471609	24.42
471610	22.46
471611	20.29
471612	23.3
471613	23.74
471614	25.08
471615	21.69
471616	23.7
471617	23.43
471618	16.94
471619	20.17
471620	25.22
471621	26.5
471622	26.61
471623	20.08
471624	24.59
471625	23.8
471626	27.48
471627	28.13
471628	22.95
471629	19.12
471630	25.86
471631	25.67
471632	22.73
471633	24.24
471634	27.33
471635	21.68
471636	21.56
471637	21.95

Total Tonnage: 1009.56

END TicketDate: 5/25/2022 Total Tonnage: 1009.56

START TicketDate: 6/13/2022

Project Number: 22-3344-10T

Customer: SAA/EVI MC Senior LLC

ManifestNumber:	Tonnage:
471638	28.54
471641	26.86
471642	23.1
471643	24.74
471644	24.35
471645	26.95
471646	25.69
471647	28.35
471648	21.92
471649	19.45
471650	20.51
471651	22.28
471652	22.87
471653	20.66
471654	21.16
471655	22.18
471656	22.34
471657	25.13
471658	21.4
471659	26.6
471660	23.57
471661	23.26
471662	23.47
471663	24.77
471664	23.07
471665	25.63
471666	25.87
471667	24.7
471668	22.62
471669	29.71
471670	25.99
471671	27.79
471672	25.97
471673	23.37
471674	24.53
471675	27.67
471676	24.04
471677	22.81
471678	24.23
471679	23.68
471680	26.25
471681	26.53
471682	21.14
471683	20.96
471684	20.09
471685	19.6
471686	22.68
471688	16.94
471689	18.31
471690	22.46
471691	20.28
471692	20.06
471693	20.25
471694	19.69

Total Tonnage: 1267.07

END TicketDate: 6/13/2022 Total Tonnage: 1267.07

START TicketDate: 6/14/2022

Project Number: 22-3344-10T

Customer: SAA/EVI MC Senior LLC

ManifestNumber:	Tonnage:
471639	22.2
471640	20.25
471695	21.25
471696	18.64
471697	19.65
471698	20.41
471700	18.8

Total Tonnage: 1404.54

471701	18.57
471702	21.1
471703	24.38
471704	21.57
471705	18.87
471706	17.52
471707	22.33
471708	24.31
471709	20.31
471710	18.8
471711	18.47
471712	21.07
471713	19.66
471714	22.49
471715	24.75
471716	25.83
471717	23.1
471718	19.96
471719	20.28
471720	23.34
471721	21.45
471722	19.9
471723	21.63
471724	24.77
471725	20.09
471726	23.25
471727	21.1
471728	23.05
471729	24.22
471730	25.5
471731	21.5
471732	23.23
471733	28.11
471734	18.87
471735	22.53
471736	21.45
471737	24.59
471738	24.82
471739	24.26
471740	26.03
471741	24.56
471742	23.18
471743	20.87
471744	20.55
471745	21.62
471746	24.28
471747	21.01
471748	22.93
471749	23.52
471750	22.72
471751	25.18
471752	27.56
471753	25.48
471754	21.82
471755	24.93
471756	26.07

END TicketDate: 6/14/2022 Total Tonnage: 1404.54

START TicketDate: 6/15/2022

Project Number: 22-3344-10T

Customer: SAA/EVI MC Senior LLC

Total Tonnage: 1441.16

ManifestNumber:	Tonnage:
471757	20.43
471758	18.95
471759	20.81
471760	19.77
471761	22.19
471762	20.14
471763	21.22
471764	18.82
471765	18.37
471766	20.15
471767	24.41
471768	19.46
471769	19.86
471770	19.2
471771	23.78
471772	20.23
471773	22.87
471774	20.3
471775	20.67
471776	19.49
471777	18.01
471778	18.4
471779	18.29
471780	15.43
471781	19.18
471796	17.69
471797	22.52
471798	21.03
471799	24.33
471802	18.94
471803	21.8
471805	21.96
471806	17.81
471807	19.91
471808	21.82
471809	19.67
471810	19.94
471811	19.62
471812	18.35
471813	19.18
471814	23.13
471815	19.2
471816	17.84
471817	22.08
471818	16.6
471819	19.46
471820	19.19
471821	18.82
471822	20.42
471823	18.06
471824	21.21
471825	18.7
471826	22.41
471827	22.2
471828	23.86
471829	21.92
471830	21.49

471831	19.71
471832	20.02
471833	21.45
471834	19.63
471835	24.17
471836	16.77
471837	21.61
471838	21.35
471839	17.79
471840	19.81
471841	22.55
471842	18.54
471843	23.34
471844	22.83

END TicketDate: 6/15/2022 Total Tonnage: 1441.16

START TicketDate: 6/16/2022

Project Number: 22-3344-10T

Customer: SAA/EVI MC Senior LLC

ManifestNumber: Tonnage: Total Tonnage: 258.36

471794	18.05
471795	17.79
471800	20.25
471801	19.66
471804	19.83
471845	16.49
471846	20.4
471847	19.21
471848	24.39
471849	20.71
471850	21.89
471851	17.06
471852	22.63

END TicketDate: 6/16/2022 Total Tonnage: 258.36

START TicketDate: 7/21/2022

Project Number: 22-3344-10T

Customer: SAA/EVI MC Senior LLC

ManifestNumber: Tonnage: Total Tonnage: 254.60

471793	21.3
471886	22.32
471887	21.03
471888	20.96
471889	17.96
471890	25.75
471891	18.84
471898	19.71
471899	21.07
471900	21.23
471901	24.3
471902	20.13

END TicketDate: 7/21/2022 Total Tonnage: 254.60

START TicketDate: 7/22/2022

Project Number: 22-3344-10T

Customer: SAA/EVI MC Senior LLC

ManifestNumber: Tonnage: Total Tonnage: 835.61

471782	21.89
471783	23.36
471784	24.75
471785	19.99
471786	22.59
471787	25.74
471788	21.03
471789	22.99
471790	21.35
471791	29.85
471792	24.83
471904	24.19
471905	24.19
471906	23.3
471907	21.7
471908	23.08
471909	26.21
471910	22.17
471911	23.12
471912	18.67
471913	24.66
471914	22.55
471915	21.58
471916	21.11
471917	25.25
471918	22.79
471920	23.07
471921	26.36
471922	18.7
471923	22.43
471924	21.8
471925	22.02
471926	22.36
471927	29.15
471928	23.28
471929	23.5

END TicketDate: 7/22/2022 Total Tonnage: 835.61

START TicketDate: 7/25/2022

Project Number: 22-3344-10T

Customer: SAA/EVI MC Senior LLC

ManifestNumber: Tonnage: Total Tonnage: 1046.80

471853	23.77
471854	20.28
471855	21.85
471856	22.91
471857	23.72
471858	20.65
471859	24.37
471860	22.47
471861	23.14
471862	22.06
471863	24.11
471864	24.91
471865	18.39
471872	24.62
471873	21.65
471874	29.72
471875	26.25
471876	21.62
471877	27.38
471878	25.05
471879	21.12

471880	24.34
471881	20.72
471882	20.45
471883	24.95
471884	22.77
471885	26.74
471930	23.63
471931	23.02
471932	24.14
471933	20.12
471934	24.19
471935	18.59
471936	27.58
471937	20.95
471938	21.86
471939	21.71
471940	27.98
471941	21.86
471942	24.85
471943	25.96
471944	22.82
471945	23.08
471946	23.71
474218	20.74

END TicketDate: 7/25/2022 Total Tonnage: 1046.80

START TicketDate: 7/26/2022

Project Number: 22-3344-10T

Customer: SAA/EVI MC Senior LLC

ManifestNumber:	Tonnage:
471892	22.49
471893	22.24
471894	20.28
471895	24.77
471896	22.09
471897	21.16
474219	23.39
474220	23.48
474221	22.53
474222	24.94
474223	23.97
474224	27.48
474225	21.94
474226	22.64
474227	24.93
474228	25
474229	21.97
474230	22.36
474231	24.31
474232	25.73
474233	23.33
474234	26.39
474235	23.25
474236	22.65
474263	23.66
474264	24.54
474265	22.31
474266	23.09
474267	20.65
474268	20.26
474269	24.93
474270	18.74
474271	26.94
474272	21.87

Total Tonnage: 790.31

END TicketDate: 7/26/2022 Total Tonnage: 790.31

START TicketDate: 7/29/2022

Project Number: 22-3344-10T

Customer: SAA/EVI MC Senior LLC

ManifestNumber:	Tonnage:
474262	23.78

Total Tonnage: 23.78

END TicketDate: 7/29/2022 Total Tonnage: 23.78

START TicketDate: 8/10/2022

Project Number: 22-3344-10T

Customer: SAA/EVI MC Senior LLC

ManifestNumber:	Tonnage:
474258	25.01
474259	21.97
474260	15.04
474261	16.56

Total Tonnage: 78.58

END TicketDate: 8/10/2022 Total Tonnage: 78.58

Total Tonage - 22,200.74 tons

Fwd: Swift River

Libby Broderick <lbroderick@be3corp.com>
Tue 10/11/2022 6:03 AM
To: John Berry <jberry@be3corp.com>

This is Jaspal's response to our request to haul to swift river.

Get Outlook for Android

From: Libby Broderick <lbroderick@be3corp.com>
Sent: Monday, February 14, 2022 9:38:13 AM
To: Walia, Jaspal (DEC) <jaspal.walia@dec.ny.gov>
Cc: Jason Brydges <jbrydges@be3corp.com>
Subject: RE: Swift River

Thanks

Libby Broderick
Field Technician

BRYDGES ENGINEERING
IN ENVIRONMENT AND ENERGY, DPC
960 Busti Avenue, Suite B-150
Buffalo, New York, 14213

Office: 716.249.6880
Cell: 716.545.2143
be3corp.com

From: Walia, Jaspal (DEC)
Sent: Monday, February 14, 2022 9:37 AM
To: Libby Broderick
Cc: Jason Brydges
Subject: RE: Swift River

CAUTION: This email originated from outside of the organization.

If Swift River wants to accept concrete from the Former Pilgrim Village sites, it is O.K. with us. Thanks.

From: Libby Broderick <lbroderick@be3corp.com>
Sent: Monday, February 14, 2022 9:18 AM
To: Walia, Jaspal (DEC) <jaspal.walia@dec.ny.gov>
Cc: Jason Brydges <jbrydges@be3corp.com>
Subject: Swift River

ATTENTION: This email came from an external source. Do not open attachments or click on links from unknown senders or unexpected emails.

Jaspal

I know Jason sent you some documentation for Swift River. Are we approved to haul the concrete there?

Thanks,

Libby Broderick
Field Technician

960 Busti Avenue, Suite B-150
Buffalo, New York, 14213

Office: 716.249.6880
Cell: 716.545.2143
be3corp.com

New York State Department of Environmental Conservation
Division of Solid & Hazardous Materials, Region 9
270 Michigan Avenue, Buffalo, New York, 14203-2915
Phone: (716) 851-7220 • **FAX:** (716) 851-7226
Website: www.dec.ny.gov

Alexander B. Grannis
Commissioner

February 25, 2009

Mr. Kenneth H. Rawe, Jr., P.E.
Swift River Associates, Inc.
4051 River Road
Tonawanda, New York 14150

Dear Mr.Rawe:

Registered Facility #15W01
Adding BUD Corian material to process

Enclosed is a validated copy of your registration form submitted to the New York State Department of Environmental Conservation pursuant to 6 NYCRR Part 360, effective October 9, 1993. Previously, this facility has been registered to process only recognizable uncontaminated concrete, asphalt pavement, brick, soil or rock and to process uncontaminated unadulterated wood..

With the newly submitted registration form, the facility may also process source separated, nonputrescible solid waste recyclables. Included in "recyclables" is the waste Corian countertop composite material produced by E.I. DuPont de Nemours & Co. approved for use in the Department's Beneficial Use Determination (BUD) # 924-9-15, dated February 10, 2009.

This letter only acknowledges receipt of your registration form and does not, in any way, verify that the information which you provided on the form is true or correct.

You are reminded that 6 NYCRR Part 360 contains various requirements that must be followed to warrant your facility's continued status as a registered facility. This information was provided to you in the registration package.

TE DEPARTMENT OF ENVIRONMENTAL CONSERVATION
SOLID & HAZARDOUS MATERIALS

REGISTRATION FORM FOR A SOLID WASTE MANAGEMENT FACILITY

ease read and follow all instructions before
ompleting this registration form

PLEASE TYPE OR PRINT CLEARLY **THIS IS NOT A UPA PERMIT**

DEPARTMENT USE ONLY

DEC REGISTRATION # 15w07

DEC ADMINISTRATION #

DATE RECEIVED 2/18/09

1. FACILITY NAME AND LOCATION
Swift River Associates, Inc.

Street
4051 River Road

City/Village

Town
Tonawanda

County
Erie

Telephone Number (716) 875-0902

2. FACILITY OWNER'S NAME
Swift River Associates, Inc.

Mailing Address
4051 River Road

City/Town/Village
Tonawanda

State/Zip Code
New York 14150

Telephone Number (716) 875-0902

3. FACILITY OPERATOR'S NAME (if different)
SAME

Mailing Address

City/Town/Village

State/Zip Code

Telephone Number ( )

4. SITE OWNER'S NAME (if different)
Carmen M. Parise, Inc.

Mailing Address
3649 River Road

City/Town/Village
Tonawanda

State/Zip Code
New York 14150

Telephone Number (716) 875-6158

5. TYPE OF FACILITY REGISTRATION (check all applicable)

- ☐ Energy Recovery Incinerators or Pyrolysis Units [360-3.1(c)]
- ☐ Land Clearing Debris Landfills three acres or less [360-7.2(a)]
- ☐ Transfer Stations (municipally owned/operated/contracted) receiving less than 50,000 cubic yards or 12,500 tons of household solid waste annually [360-11.1(b)(1)]
- ☐ Transfer Stations (municipally owned/operated/contracted) receiving less than 50,000 cubic yards or 12,500 tons of containerized solid waste annually [360-11.1(b)(2)]
- ☒ Source Separated, Nonputrescible Solid Waste Recyclables Handling and Recovery Facilities [360-12.1(d)]
- ☐ Waste Tire Retreaders [360-13.1(d)(1)(i)]
- ☐ Waste Tire Stored for On-site Energy Recovery [360-13.1(d)(1)(ii)]
- ☐ Tire Dealers Selling Waste Tires [360-13.1(d)(1)(iii)]
- ☐ Tire Manufacturing Facilities [360-13.1(d)(1)(iv)]
- ☐ Processing Facilities Receiving Only Recognizable Uncontaminated Concrete, Asphalt Pavement, Brick, Soil or Rock [360-16.1(d)(1)(i)]
- ☒ Uncontaminated Unadulterated Wood Processing Facilities [360-16.1(d)(1)(ii)]
- ☒ Other Facilities not specifically described above, specify type Recyclables handling (360-12.1(d))

6. SOLID WASTE HANDLED

a. List wastes and/or materials to be accepted
Uncontaminated concrete, asphalt pavement, brick, soil, or rock, uncontaminated wood, carpet

b. Quantity (specify Units - see instructions)
design capacity 200 tons per day
storage on site 40,000 tons

7. OPERATIONS SCHEDULE - Normal schedule of operation
Monday - Saturday 7:00 AM - 5:00 PM

8. NAME(S) OF ALL MUNICIPALITIES SERVED City of N. Tonawanda, Tonawanda, Town of Tonawanda, Buffalo, Erie and Niagara County

9. CERTIFICATION: I hereby affirm under penalty of perjury that information provided on this form and attached statements and exhibits was prepared by me or under my supervision and direction and is true to the best of my knowledge and belief, and that I have the authority as managing partner (title) of Swift River (Entity) to sign this registration form pursuant to 6 NYCRR Part 360. By signing this registration form, I affirm that I have read the applicable regulations and will abide by all conditions of the registration requirements. I am aware that any false statement made herein is punishable as a Class A misdemeanor pursuant to Section 210.45 of the Penal Law.

Printed/Typed Name	Signature	Mo.	Day	Year
Kenneth H. Rawe, Jr.	Kenneth H. Rawe	2	16	09

DISTRIBUTION: White - Regional Office Copy; Yellow - Central Office Copy; Pink - Registrant's Validated Copy (to be returned by DEC); Green - Registration Facility Copy

New York State Department of Environmental Conservation
270 Michigan Avenue, Buffalo, New York 14203-2999
(716) 851-7220

Michael D. Zagata
Commissioner

July 1, 1996

Mr. Anthony Pariso
Swift River Associates
4051 River Road
Tonawanda, New York 14150

Frey Site

Dear Mr. Pariso:

Enclosed is a validated copy of your registration form submitted to the New York State Department of Environmental Conservation pursuant to 6 NYCRR Part 360, effective October 9, 1993.

This letter only acknowledges receipt of your registration form and does not, in any way, verify that the information which you provided on the form is true or correct.

You are reminded that 6 NYCRR Part 360 contains various requirements that must be followed to warrant your facility's continued status as a registered facility. This information was provided in the registration package.

Finally, please be advised that local (County, Town, etc.) approvals may also be required before you can start your operation.

If you have any questions regarding this matter, please contact me at 716/851-7220.

Sincerely,

Mark J. Hans

Mark J. Hans, P.E.
Regional Solid Materials Engineer

Enclosure

(b:cwform)

STATE DEPARTMENT OF ENVIRONMENTAL CONSERVATION
DIVISION OF SOLID WASTE

REGISTRATION FORM FOR A SOLID WASTE MANAGEMENT FACILITY

Please read and follow all instructions before completing this registration form

Please Type or Print clearly THIS IS NOT A UPA PERMIT

DEPARTMENT USE ONLY	
DEC REGISTRATION #	1 5 W 1 2
DEC ADMINISTRATION #	
DATE RECEIVED	7/1/96

1. FACILITY NAME AND LOCATION	2. FACILITY OWNER'S NAME
Swift River Associates, Inc.	Swift River Associates, Inc.
Street: 5601 Pavement Rd.	Mailing Address: 4051 River Rd.
City/Village: Lancaster	City/Town/Village: Tonawanda
Town: Lancaster County: Erie	State/Zip Code: New York 14150
Telephone Number: (716) 875-0902	Telephone Number: (716) 875-0902
3. FACILITY OPERATOR'S NAME (if different)	**4. SITE OWNER'S NAME (if different)**
	Frey Concrete
Mailing Address:	Mailing Address: 5601 Pavement Rd.
City/Town/Village:	City/Town/Village: Lancaster
State/Zip Code:	State/Zip Code: New York 14086
Telephone Number: ( )	Telephone Number: (716) 683-1432

5. TYPE OF FACILITY REGISTRATION (check all applicable boxes)

- ☐ Energy Recovery Incinerators or Pyrolysis Units [360-3.1(c)]
- ☐ Land Application and Sludge Storage Facilities [360-4.1(c)]
- ☐ Composting and Other Distribution and Marketing Facilities [360-5.3(b)]
- ☐ Land Clearing Debris Landfills three acres or less [360-7.2(a)]
- ☐ Transfer Stations (municipally owned/operated/contracted) receiving less than 50,000 cubic yards or 12,500 tons of household solid waste annually [360-11.1(b)(1)]
- ☐ Transfer Stations (municipally owned/operated/contracted) receiving less than 50,000 cubic yards or 12,500 tons of containerized solid waste annually [360-11.1(b)(2)]
- ☐ Source Separated, Nonputrescible Solid Waste Recyclables Handling and Recovery Facilities [360-12.1(d)]
- ☐ Waste Tire Retreaders [360-13.1(d)(1)(i)]
- ☐ Waste Tires Stored for On-site Energy Recovery [360-13.1(d)(1)(ii)]
- ☐ Tire Dealers Selling Waste Tires [360-13.1(d)(1)(iii)]
- ☐ Tire Manufacturing Facilities [360-13.1(d)(1)(iv)]
- ☒ Processing Facilities Receiving Only Recognizable Uncontaminated Concrete, Asphalt Pavement, Brick, Soil or Rock [360-16.1(d)(1)(i)]
- ☒ Uncontaminated Unadulterated Wood Processing Facilities [360-16.1(d)(1)(ii)]
- ☐ Other Facilities not specifically described above, Specify Type _____

6. SOLID WASTE HANDLED

a. List wastes and/or materials to be accepted: Brick, uncontaminated concrete, asphalt pavement, rock, uncontaminated soil, unadulterated wood

b. Quantity (Specify Units - see instructions)
design capacity: 800 TON per DAY
storage on site: 20,000 TON

7. OPERATIONS SCHEDULE - Normal schedule of operation: Monday - Friday 7AM - 5PM

8. NAME(S) OF ALL MUNICIPALITIES SERVED: Amherst, Clarence, Lancaster, Depew, W. Seneca, Buffalo, Erie + Genesee County

9. CERTIFICATION:
I hereby affirm under penalty of perjury that information provided on this form and attached statements and exhibits was prepared by me or under my supervision and direction and is true to the best of my knowledge and belief, and that I have the authority as Secretary / Treasurer (title) of SWIFT RIVER ASSOC. INC (Entity) to sign this registration form pursuant to 6 NYCRR Part 360. By signing this registration form, I affirm that I have read the applicable regulations and will abide by all conditions of the registration requirements. I am aware that any false statement made herein is punishable as a Class A misdemeanor pursuant to Section 210.45 of the Penal Law.

Printed/Typed Name	Signature	Mo.	Day	Year
Anthony B. PARISO	Anthony B. Pariso	06	28	96

REGISTRANT'S VALIDATED COPY - COPY #3
(To Be Returned by Dec.)

New York State Department of Environmental Conservation
Division of Solid and Hazardous Materials, Region 9
270 Michigan Avenue, Buffalo, New York, 14203-2915
Phone: (716) 851-7220 • **FAX:** (716) 851-7226
Website: www.dec.ny.gov

Alexander B. Grannis
Commissioner

April 7, 2010

Mr. Kenneth Rawe, Jr.
Swift River Associates, Inc.
4051 River Road
Tonawanda, New York 14150

Dear Mr. Rawe:

47th Street Facility
Facility #32W12

Enclosed is a validated copy of your registration form submitted to the New York State Department of Environmental Conservation pursuant to 6 NYCRR Part 360. The newly registered facility located at 47th Street, Niagara Falls, New York, may process only recognizable uncontaminated concrete, asphalt pavement, brick, soil or rock and uncontaminated, unadulterated wood.

This letter only acknowledges receipt of your registration form and does not, in any way, verify that the information which you provided on the form is true or correct.

You are reminded that 6 NYCRR Part 360 contains various requirements that must be followed to warrant your facility's continued status as a registered facility. This information is enclosed with this letter.

Please be advised that this registration does not relieve you from the responsibility of complying with other Federal, State, and/or local laws, permits, rules and regulations. Should you have any questions, please call Ms. Nancy Loster at (716) 851-7220.

Sincerely,

Mark J. Hans

Mark J. Hans, P.E.
Regional Solid Materials Engineer

MJH:sz

Enclosures

cc: Ms. Nancy Loster - NYSDEC, Division of Solid & Hazardous Materials
Mr. Scott Menrath - NYSDEC, Division of Solid & Hazardous Materials, Albany

7-14-020 (04/00)
NEW YORK STATE DEPARTMENT OF ENVIRONMENTAL CONSERVATION
DIVISION OF SOLID & HAZARDOUS MATERIALS

REGISTRATION FORM FOR A SOLID WASTE MANAGEMENT FACILITY

Please read and follow all instructions before completing this registration form

DEPARTMENT USE ONLY

DEC REGISTRATION # 32W12

DEC ADMINISTRATION #

DATE RECEIVED 2/16/10

PLEASE TYPE OR PRINT CLEARLY

THIS IS NOT AN UPA PERMIT

1. **FACILITY NAME AND LOCATION** SWIFT RIVER ASSOCIATES, INC.	2. **FACILITY OWNER'S NAME** SWIFT RIVER ASSOCIATES, INC.
Street 47 TH STREET	Mailing Address 4051 RIVER ROAD
City/Village NIAGARA FALLS	City/Town/Village TONAWANDA
Town County NIAGARA	State/Zip Code NEW YORK 14150
Telephone Number (716) 875-0902	Telephone Number (716) 875-0902
3. **FACILITY OPERATOR'S NAME (if different)** SAME	4. **SITE OWNER'S NAME (if different)** NIAGARA METALS
Mailing Address	Mailing Address 4861 PACKARD ROAD
City/Town/Village	City/Town/Village NIAGARA FALLS
State/Zip Code	State/Zip Code NEW YORK 14304
Telephone Number	Telephone Number (716) 282-6200

5. **TYPE OF FACILITY REGISTRATION** (check all applicable)

- ☐ Energy Recovery Incinerators or Pyrolysis Units [360-3.1(c)]
- ☐ Land Clearing Debris Landfills three acres or less [360-7.2(a)]
- ☐ Transfer Stations (municipally owned/operated/contracted) receiving less than 50,000 cubic yards or 12,500 tons of household solid waste annually [360-11.1(b)(i)]
- ☐ Transfer Stations (municipally owned/operated/contracted) receiving less than 50,000 cubic yards or 12,500 tons of containerized solid waste annually [360-11.1(b)(2)]
- ☐ Source Separated, Nonputrescible Solid Waste Recyclables Handling and Recovery Facilities [360-12.1(d)]
- ☐ Waste Tire Retreaders [360-13.1(d)(1)(i)]
- ☐ Waste Tire Stored for On-site Energy Recovery [360-13.1(d)(1)(ii)]
- ☐ Tire Dealers Selling Waste Tires [360-13.1(d)(1)(iii)]
- ☐ Tire Manufacturing Facilities [360-13.1(d)(1)(iv)]
- ☑ Processing Facilities Receiving Only Recognizable Uncontaminated Concrete, Asphalt Pavement, Brick, Soil or Rock [360-16.1(d)(1)(i)]
- ☑ Uncontaminated Unadulterated Wood Processing Facilities [360-16.1(d)(1)(ii)]
- ☐ Other Facilities not specifically described above, specify type

6. **SOLID WASTE HANDLED**

a. List wastes and/or materials to be accepted
UNCONTAMINATED CONCRETE, ASPHALT PAVEMENT, BRICK, SOIL OR ROCK, UNCONTAMINATED UNADULTERATED WOOD

b. Quantity (specify Units - see instructions)
design capacity 1200 TON PER DAY
storage on site 20,000 TONS

7. **OPERATIONS SCHEDULE** - Normal schedule of operation
MONDAY - SATURDAY 7:00 AM - 5:00 PM

8. **NAME(S) OF ALL MUNICIPALITIES SERVED**
GRAND ISLAND, NIAGARA FALLS, NIAGARA COUNTY

9. **CERTIFICATION:** I hereby affirm under penalty of perjury that information provided on this form and attached statements and exhibits was prepared by me or under my supervision and direction and is true to the best of my knowledge and belief, and that I have the authority as VICE PRESIDENT (title) of SWIFT RIVER ASSOCIATES, INC. (Entity) to sign this registration form pursuant to 6 NYCRR Part 360. By signing this registration form, I affirm that I have read the applicable regulations and will abide by all conditions of the registration requirements. I am aware that any false statement made herein is punishable as a Class A misdemeanor pursuant to Section 210.45 of the Penal Law.

Printed/Typed Name	Signature	Mo.	Day	Year
KENNETH H. RAWE, JR. P.E.	Kenneth H. Rawe Jr.	2	12	2010

REGIONAL OFFICE COPY - COPY #1

1100 Michigan - Loads of Concrete in to Swift River Associates

Day		# of Loads
1/31/2022		5.00
2/9/2022		5.00
2/11/2022		1.00
2/15/2022		4.00
3/4/2022		16.00
3/7/2022		26.00
3/8/2022		13.00
3/15/2022		12.00
3/22/2022		14.00
3/23/2022		1.00
3/28/2022		6.00
4/7/2022		38.00
4/8/2022		14.00
4/29/2022		8.00
5/24/2022		10.00
5/23/2022		9.00
6/16/2022		4.00
TOTALS LOADS:		186.00

186 loads at 20 ton/ea = 3720 tons
Family - 1860 tons
Senior - 1860 tons

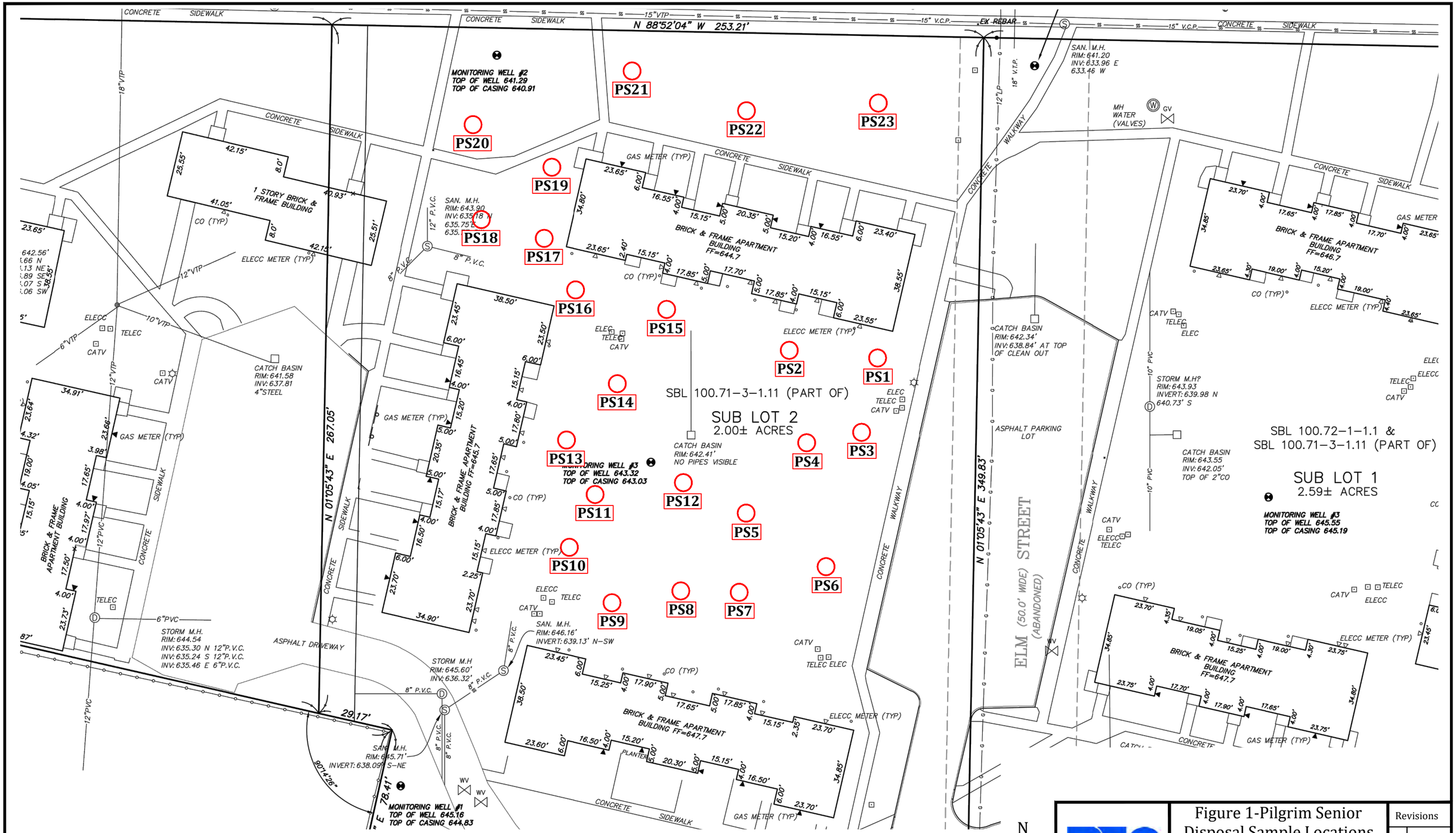

LEGEND

PS10 — APPROXIMATE LOCATION OF COMPOSITE SOIL SAMPLE PS10 FOR SOIL DISPOSAL

BRYDGES ENGINEERING IN ENVIRONMENT AND ENERGY, DPC

Figure 1-Pilgrim Senior Disposal Sample Locations

Former Pilgrim Village
Senior Apartments
Site # C915363
Buffalo, New York 14209

Revisions

January 2022	SCALE: N/A	SHEET 1 OF 1

eurofins | Environment Testing America

ANALYTICAL REPORT

Eurofins Buffalo
10 Hazelwood Drive
Amherst, NY 14228-2298
Tel: (716)691-2600

Laboratory Job ID: 480-193831-1
Client Project/Site: Pilgrim Village Senior

For:
Brydges Engineering in Environment & Energy DPC
960 Busti Ave
Suite B-150
Buffalo, New York 14213

Attn: Jake Tracy

Authorized for release by:
1/13/2022 4:48:37 PM
Rebecca Jones, Project Management Assistant I
Rebecca.Jones@Eurofinset.com

Designee for

Joe Giacomazza, Project Manager I
(716)691-2600
joe.giacomazza@testamericainc.com

LINKS

Review your project results through TotalAccess

Have a Question? Ask The Expert

Visit us at: www.eurofinsus.com/Env

The test results in this report meet all 2003 NELAC, 2009 TNI, and 2016 TNI requirements for accredited parameters, exceptions are noted in this report. This report may not be reproduced except in full, and with written approval from the laboratory. For questions please contact the Project Manager at the e-mail address or telephone number listed on this page.

This report has been electronically signed and authorized by the signatory. Electronic signature is intended to be the legally binding equivalent of a traditionally handwritten signature.

Results relate only to the items tested and the sample(s) as received by the laboratory.

Table of Contents

Cover Page 1
Table of Contents 2
Definitions/Glossary 3
Case Narrative 5
Detection Summary 7
Client Sample Results 12
Surrogate Summary 68
QC Sample Results 75
QC Association Summary 102
Lab Chronicle 123
Certification Summary 145
Method Summary 146
Sample Summary 147
Chain of Custody 148
Receipt Checklists 151

Qualifiers

GC/MS VOA

Qualifier	Qualifier Description
U	Indicates the analyte was analyzed for but not detected.

GC/MS Semi VOA

Qualifier	Qualifier Description
U	Indicates the analyte was analyzed for but not detected.

GC VOA

Qualifier	Qualifier Description
B	Compound was found in the blank and sample.
J	Result is less than the RL but greater than or equal to the MDL and the concentration is an approximate value.
U	Indicates the analyte was analyzed for but not detected.

GC Semi VOA

Qualifier	Qualifier Description
*+	LCS and/or LCSD is outside acceptance limits, high biased.
J	Result is less than the RL but greater than or equal to the MDL and the concentration is an approximate value.
S1-	Surrogate recovery exceeds control limits, low biased.
S1+	Surrogate recovery exceeds control limits, high biased.
U	Indicates the analyte was analyzed for but not detected.

Metals

Qualifier	Qualifier Description
B	Compound was found in the blank and sample.
J	Result is less than the RL but greater than or equal to the MDL and the concentration is an approximate value.
U	Indicates the analyte was analyzed for but not detected.

General Chemistry

Qualifier	Qualifier Description
*-	LCS and/or LCSD is outside acceptance limits, low biased.
^-	Continuing Calibration Verification (CCV) is outside acceptance limits, low biased.
HF	Field parameter with a holding time of 15 minutes. Test performed by laboratory at client's request.
U	Indicates the analyte was analyzed for but not detected.

Glossary

Abbreviation	These commonly used abbreviations may or may not be present in this report.
¤	Listed under the "D" column to designate that the result is reported on a dry weight basis
%R	Percent Recovery
CFL	Contains Free Liquid
CFU	Colony Forming Unit
CNF	Contains No Free Liquid
DER	Duplicate Error Ratio (normalized absolute difference)
Dil Fac	Dilution Factor
DL	Detection Limit (DoD/DOE)
DL, RA, RE, IN	Indicates a Dilution, Re-analysis, Re-extraction, or additional Initial metals/anion analysis of the sample
DLC	Decision Level Concentration (Radiochemistry)
EDL	Estimated Detection Limit (Dioxin)
LOD	Limit of Detection (DoD/DOE)
LOQ	Limit of Quantitation (DoD/DOE)
MCL	EPA recommended "Maximum Contaminant Level"
MDA	Minimum Detectable Activity (Radiochemistry)
MDC	Minimum Detectable Concentration (Radiochemistry)
MDL	Method Detection Limit
ML	Minimum Level (Dioxin)
MPN	Most Probable Number
MQL	Method Quantitation Limit
NC	Not Calculated

Glossary (Continued)

Abbreviation	These commonly used abbreviations may or may not be present in this report.
ND	Not Detected at the reporting limit (or MDL or EDL if shown)
NEG	Negative / Absent
POS	Positive / Present
PQL	Practical Quantitation Limit
PRES	Presumptive
QC	Quality Control
RER	Relative Error Ratio (Radiochemistry)
RL	Reporting Limit or Requested Limit (Radiochemistry)
RPD	Relative Percent Difference, a measure of the relative difference between two points
TEF	Toxicity Equivalent Factor (Dioxin)
TEQ	Toxicity Equivalent Quotient (Dioxin)
TNTC	Too Numerous To Count

Job ID: 480-193831-1

Laboratory: Eurofins Buffalo

Narrative

Job Narrative
480-193831-1

Comments
No additional comments.

Receipt
The samples were received on 12/29/2021 1:40 PM. Unless otherwise noted below, the samples arrived in good condition, and where required, properly preserved and on ice. The temperatures of the 3 coolers at receipt time were 13.0º C, 16.1º C and 17.2º C.

GC/MS VOA
Method 8260C: The following samples were diluted due to the nature of the TCLP matrix: PS1 (480-193831-1), PS2 (480-193831-2), PS3 (480-193831-3), PS4 (480-193831-4), PS5 (480-193831-5), PS6 (480-193831-6), PS7 (480-193831-7), PS8 (480-193831-8), PS9 (480-193831-9), PS10 (480-193831-10), PS11 (480-193831-11), PS12 (480-193831-12) and (LB 480-610619/1-A). Elevated reporting limits (RLs) are provided.

Method 8260C: The following samples were diluted due to the TCLP nature of the sample matrix: PS13 (480-193831-13), PS14 (480-193831-14), PS15 (480-193831-15), PS16 (480-193831-16), PS17 (480-193831-17), PS18 (480-193831-18), PS19 (480-193831-19), PS20 (480-193831-20), PS21 (480-193831-21), PS22 (480-193831-22), PS23 (480-193831-23) and (LB 480-610787/1-A). Elevated reporting limits (RLs) are provided.

No additional analytical or quality issues were noted, other than those described above or in the Definitions/Glossary page.

GC/MS Semi VOA
No analytical or quality issues were noted, other than those described in the Definitions/Glossary page.

GC VOA
Method 8015D: Reported analyte concentrations in the following samples are below 200 ug/kg and may be biased low due to the samples not being collected according to 5035-L/5035A-L low-level specifications: PS2 (480-193831-2), PS3 (480-193831-3), PS4 (480-193831-4), PS5 (480-193831-5), PS6 (480-193831-6), PS7 (480-193831-7), PS8 (480-193831-8), PS9 (480-193831-9), PS10 (480-193831-10), PS11 (480-193831-11), PS12 (480-193831-12), PS13 (480-193831-13), PS14 (480-193831-14), PS15 (480-193831-15), PS16 (480-193831-16), PS17 (480-193831-17), PS18 (480-193831-18), PS19 (480-193831-19) and PS20 (480-193831-20).

Method 8015D: Reported analyte concentrations in the following samples are below 200 ug/kg and may be biased low due to the samples not being collected according to 5035-L/5035A-L low-level specifications: PS1 (480-193831-1), PS21 (480-193831-21), PS22 (480-193831-22) and PS23 (480-193831-23).

No additional analytical or quality issues were noted, other than those described above or in the Definitions/Glossary page.

GC Semi VOA
Method 8081B: The laboratory control sample duplicate (LCSD) for preparation batch 480-610618, 480-610727 and analytical batch 480-610819 recovered outside control limits for the following analytes: Heptachlor, Heptachlor epoxide and Methoxychlor. These analytes were biased high in the LCSD and were not detected in the associated samples; therefore, the data have been reported.

Method 8081B: The laboratory control sample (LCS) and / or laboratory control sample duplicate (LCSD) for preparation batch 480-610766 and 480-610864 and analytical batch 480-610920 recovered outside control limits for the following analytes: gamma-BHC (Lindane), Heptachlor and Heptachlor epoxide. These analytes were biased high in the LCS and were not detected in the associated samples; therefore, the data have been reported.

Method 8082A: The continuing calibration verification (CCV) associated with batch 480-610755 recovered above the upper control limit for PCB-1221. The samples associated with this CCV were non-detects for the affected analytes; therefore, the data have been reported. The associated samples are impacted: PS7 (480-193831-7), PS8 (480-193831-8), PS9 (480-193831-9) and PS10 (480-193831-10).

Method 8151A: Surrogate recovery for the following samples were outside control limits: PS1 (480-193831-1), PS2 (480-193831-2), PS3

Job ID: 480-193831-1 (Continued)

Laboratory: Eurofins Buffalo (Continued)

(480-193831-3), PS4 (480-193831-4), PS5 (480-193831-5), PS6 (480-193831-6), PS7 (480-193831-7), PS8 (480-193831-8), PS9 (480-193831-9), PS10 (480-193831-10), PS11 (480-193831-11), PS12 (480-193831-12) and (LB 480-610618/1-C). This is routine for TCLP herbicides, due to the pH effects created during the leaching process, inhibiting the herbicide derivatization of the free acid components.

Method 8151A: Surrogate recovery for the following samples were outside control limits: PS13 (480-193831-13), PS14 (480-193831-14), PS15 (480-193831-15), PS16 (480-193831-16), PS17 (480-193831-17), PS18 (480-193831-18), PS19 (480-193831-19), PS20 (480-193831-20), PS21 (480-193831-21), PS22 (480-193831-22), PS23 (480-193831-23) and (LB 480-610766/1-F). This is routine for TCLP herbicides, due to the pH effects created during the leaching process, inhibiting the herbicide derivatization of the free acid components.

Method 8151A: The laboratory control sample duplicate (LCSD) for preparation batch 480-610943 and analytical batch 480-611060 recovered outside control limits for the following analytes: 2,4-Dichlorophenylacetic acid. This is most likely due to the surrogate accidentally being added twice; therefore, the data have been reported.

No additional analytical or quality issues were noted, other than those described above or in the Definitions/Glossary page.

Metals
Method 6010C: The TCLP leachate blank for batch 480-610618 and 480-610730 contained Lead above the reporting limit (RL). This target analyte concentration was less than the TCLP Regulatory Limit. The associated samples PS1 (480-193831-1), PS2 (480-193831-2), PS3 (480-193831-3), PS4 (480-193831-4), PS5 (480-193831-5), PS6 (480-193831-6), PS7 (480-193831-7), PS8 (480-193831-8), PS9 (480-193831-9), PS10 (480-193831-10), PS11 (480-193831-11) and PS12 (480-193831-12) were also below the TCLP Regulatory Limit for this analyte; therefore, re-extraction was not performed.

No additional analytical or quality issues were noted, other than those described above or in the Definitions/Glossary page.

General Chemistry
Method 9045C: This analysis is normally performed in the field and has a method-defined holding time of 15 minutes. The following samples has been qualified with the "HF" flag to indicate analysis was performed in the laboratory outside the 15 minute timeframe: PS1 (480-193831-1), PS2 (480-193831-2), PS3 (480-193831-3), PS4 (480-193831-4), PS5 (480-193831-5), PS6 (480-193831-6), PS7 (480-193831-7), PS8 (480-193831-8) and PS9 (480-193831-9).

Method 9045C: This analysis is normally performed in the field and has a method-defined holding time of 15 minutes. The following samples has been qualified with the "HF" flag to indicate analysis was performed in the laboratory outside the 15 minute timeframe: PS10 (480-193831-10), PS11 (480-193831-11), PS12 (480-193831-12), PS13 (480-193831-13), PS14 (480-193831-14), PS15 (480-193831-15), PS16 (480-193831-16), PS17 (480-193831-17), PS18 (480-193831-18), PS19 (480-193831-19), PS20 (480-193831-20), PS21 (480-193831-21), PS22 (480-193831-22) and PS23 (480-193831-23).

No additional analytical or quality issues were noted, other than those described above or in the Definitions/Glossary page.

Organic Prep
Method 3510C: Insufficient sample volume was available to perform a matrix spike/matrix spike duplicate/sample duplicate (MS/MSD/DUP) associated with preparation batch 480-610618 and 480-610727.

Method 3510C: Insufficient sample volume was available to perform a matrix spike/matrix spike duplicate/sample duplicate (MS/MSD/DUP) associated with preparation batch 480-610766 and 480-610864.

Method 8151A: Insufficient sample volume was available to perform a matrix spike/matrix spike duplicate/sample duplicate (MS/MSD/DUP) associated with preparation batch 480-610618 and 480-610729.

Method 8151A: Insufficient sample volume was available to perform a matrix spike/matrix spike duplicate/sample duplicate (MS/MSD/DUP) associated with preparation batch 480-610766 and 480-610943.

No additional analytical or quality issues were noted, other than those described above or in the Definitions/Glossary page.

Detection Summary

Client: Brydges Engineering in Environment & Energy DPC
Project/Site: Pilgrim Village Senior

Job ID: 480-193831-1

Client Sample ID: PS1 — Lab Sample ID: 480-193831-1

Analyte	Result	Qualifier	RL	MDL	Unit	Dil Fac	D	Method	Prep Type
Barium	0.11	J	1.0	0.10	mg/L	1		6010C	TCLP
Cadmium	0.00074	J	0.0020	0.00050	mg/L	1		6010C	TCLP
Lead	0.0065	J B	0.020	0.0030	mg/L	1		6010C	TCLP
Flashpoint	>176		50.0	50.0	Degrees F	1		1010A	Total/NA
pH	6.7	HF	0.1	0.1	SU	1		9045C	Total/NA
Temperature	20.9	HF	0.001	0.001	Degrees C	1		9045C	Total/NA

Client Sample ID: PS2 — Lab Sample ID: 480-193831-2

Analyte	Result	Qualifier	RL	MDL	Unit	Dil Fac	D	Method	Prep Type
Arsenic	0.0056	J	0.015	0.0056	mg/L	1		6010C	TCLP
Cadmium	0.0012	J	0.0020	0.00050	mg/L	1		6010C	TCLP
Lead	0.0074	J B	0.020	0.0030	mg/L	1		6010C	TCLP
Flashpoint	>180		50.0	50.0	Degrees F	1		1010A	Total/NA
pH	7.0	HF	0.1	0.1	SU	1		9045C	Total/NA
Temperature	20.5	HF	0.001	0.001	Degrees C	1		9045C	Total/NA

Client Sample ID: PS3 — Lab Sample ID: 480-193831-3

Analyte	Result	Qualifier	RL	MDL	Unit	Dil Fac	D	Method	Prep Type
Gasoline Range Organics [C6 - C10]	1.2	J	1.4	0.37	mg/Kg	1	☼	8015D	Total/NA
Barium	0.31	J	1.0	0.10	mg/L	1		6010C	TCLP
Cadmium	0.0015	J	0.0020	0.00050	mg/L	1		6010C	TCLP
Flashpoint	>180		50.0	50.0	Degrees F	1		1010A	Total/NA
pH	7.8	HF	0.1	0.1	SU	1		9045C	Total/NA
Temperature	20.7	HF	0.001	0.001	Degrees C	1		9045C	Total/NA

Client Sample ID: PS4 — Lab Sample ID: 480-193831-4

Analyte	Result	Qualifier	RL	MDL	Unit	Dil Fac	D	Method	Prep Type
Gasoline Range Organics [C6 - C10]	1.2	J	1.4	0.37	mg/Kg	1	☼	8015D	Total/NA
Barium	0.29	J	1.0	0.10	mg/L	1		6010C	TCLP
Cadmium	0.0010	J	0.0020	0.00050	mg/L	1		6010C	TCLP
Flashpoint	>180		50.0	50.0	Degrees F	1		1010A	Total/NA
pH	7.9	HF	0.1	0.1	SU	1		9045C	Total/NA
Temperature	21.0	HF	0.001	0.001	Degrees C	1		9045C	Total/NA

Client Sample ID: PS5 — Lab Sample ID: 480-193831-5

Analyte	Result	Qualifier	RL	MDL	Unit	Dil Fac	D	Method	Prep Type
Gasoline Range Organics [C6 - C10]	1.2	J	1.5	0.39	mg/Kg	1	☼	8015D	Total/NA
Diesel Range Organics [C10-C28]	7.8	J	20	6.0	mg/Kg	1	☼	8015D	Total/NA
Barium	0.59	J	1.0	0.10	mg/L	1		6010C	TCLP
Cadmium	0.00056	J	0.0020	0.00050	mg/L	1		6010C	TCLP
Lead	0.021	B	0.020	0.0030	mg/L	1		6010C	TCLP
Flashpoint	>176		50.0	50.0	Degrees F	1		1010A	Total/NA
pH	7.4	HF	0.1	0.1	SU	1		9045C	Total/NA
Temperature	20.9	HF	0.001	0.001	Degrees C	1		9045C	Total/NA

Client Sample ID: PS6 — Lab Sample ID: 480-193831-6

Analyte	Result	Qualifier	RL	MDL	Unit	Dil Fac	D	Method	Prep Type
Gasoline Range Organics [C6 - C10]	1.2	J	1.4	0.37	mg/Kg	1	☼	8015D	Total/NA

This Detection Summary does not include radiochemical test results.

Eurofins Buffalo

Client Sample ID: PS6 (Continued) — Lab Sample ID: 480-193831-6

Analyte	Result	Qualifier	RL	MDL	Unit	Dil Fac	D	Method	Prep Type
Diesel Range Organics [C10-C28]	11	J	22	6.4	mg/Kg	1	☼	8015D	Total/NA
Barium	0.49	J	1.0	0.10	mg/L	1		6010C	TCLP
Cadmium	0.0010	J	0.0020	0.00050	mg/L	1		6010C	TCLP
Lead	0.030	B	0.020	0.0030	mg/L	1		6010C	TCLP
Flashpoint	>180		50.0	50.0	Degrees F	1		1010A	Total/NA
pH	7.5	HF	0.1	0.1	SU	1		9045C	Total/NA
Temperature	21.2	HF	0.001	0.001	Degrees C	1		9045C	Total/NA

Client Sample ID: PS7 — Lab Sample ID: 480-193831-7

Analyte	Result	Qualifier	RL	MDL	Unit	Dil Fac	D	Method	Prep Type
Barium	0.54	J	1.0	0.10	mg/L	1		6010C	TCLP
Flashpoint	>180		50.0	50.0	Degrees F	1		1010A	Total/NA
pH	8.0	HF	0.1	0.1	SU	1		9045C	Total/NA
Temperature	20.9	HF	0.001	0.001	Degrees C	1		9045C	Total/NA

Client Sample ID: PS8 — Lab Sample ID: 480-193831-8

Analyte	Result	Qualifier	RL	MDL	Unit	Dil Fac	D	Method	Prep Type
Gasoline Range Organics [C6 - C10]	1.1	J	1.3	0.36	mg/Kg	1	☼	8015D	Total/NA
Barium	0.42	J	1.0	0.10	mg/L	1		6010C	TCLP
Cadmium	0.0013	J	0.0020	0.00050	mg/L	1		6010C	TCLP
Flashpoint	>176		50.0	50.0	Degrees F	1		1010A	Total/NA
pH	7.6	HF	0.1	0.1	SU	1		9045C	Total/NA
Temperature	21.3	HF	0.001	0.001	Degrees C	1		9045C	Total/NA

Client Sample ID: PS9 — Lab Sample ID: 480-193831-9

Analyte	Result	Qualifier	RL	MDL	Unit	Dil Fac	D	Method	Prep Type
Gasoline Range Organics [C6 - C10]	1.3	J	1.5	0.40	mg/Kg	1	☼	8015D	Total/NA
Barium	0.54	J	1.0	0.10	mg/L	1		6010C	TCLP
Cadmium	0.0018	J	0.0020	0.00050	mg/L	1		6010C	TCLP
Lead	0.015	J B	0.020	0.0030	mg/L	1		6010C	TCLP
Flashpoint	>180		50.0	50.0	Degrees F	1		1010A	Total/NA
pH	7.5	HF	0.1	0.1	SU	1		9045C	Total/NA
Temperature	21.1	HF	0.001	0.001	Degrees C	1		9045C	Total/NA

Client Sample ID: PS10 — Lab Sample ID: 480-193831-10

Analyte	Result	Qualifier	RL	MDL	Unit	Dil Fac	D	Method	Prep Type
Gasoline Range Organics [C6 - C10]	1.2	J	1.4	0.38	mg/Kg	1	☼	8015D	Total/NA
Arsenic	0.0061	J	0.015	0.0056	mg/L	1		6010C	TCLP
Barium	0.46	J	1.0	0.10	mg/L	1		6010C	TCLP
Cadmium	0.0017	J	0.0020	0.00050	mg/L	1		6010C	TCLP
Lead	0.022	B	0.020	0.0030	mg/L	1		6010C	TCLP
Flashpoint	>176		50.0	50.0	Degrees F	1		1010A	Total/NA
pH	7.4	HF	0.1	0.1	SU	1		9045C	Total/NA
Temperature	19.8	HF	0.001	0.001	Degrees C	1		9045C	Total/NA

Client Sample ID: PS11 — Lab Sample ID: 480-193831-11

Analyte	Result	Qualifier	RL	MDL	Unit	Dil Fac	D	Method	Prep Type
Arsenic	0.0064	J	0.015	0.0056	mg/L	1		6010C	TCLP

This Detection Summary does not include radiochemical test results.

Client Sample ID: PS11 (Continued) — Lab Sample ID: 480-193831-11

Analyte	Result	Qualifier	RL	MDL	Unit	Dil Fac	D	Method	Prep Type
Barium	0.47	J	1.0	0.10	mg/L	1		6010C	TCLP
Cadmium	0.0017	J	0.0020	0.00050	mg/L	1		6010C	TCLP
Lead	0.013	J B	0.020	0.0030	mg/L	1		6010C	TCLP
Flashpoint	>180		50.0	50.0	Degrees F	1		1010A	Total/NA
pH	7.4	HF	0.1	0.1	SU	1		9045C	Total/NA
Temperature	20.1	HF	0.001	0.001	Degrees C	1		9045C	Total/NA

Client Sample ID: PS12 — Lab Sample ID: 480-193831-12

Analyte	Result	Qualifier	RL	MDL	Unit	Dil Fac	D	Method	Prep Type
Barium	0.52	J	1.0	0.10	mg/L	1		6010C	TCLP
Cadmium	0.0011	J	0.0020	0.00050	mg/L	1		6010C	TCLP
Lead	0.018	J B	0.020	0.0030	mg/L	1		6010C	TCLP
Flashpoint	>180		50.0	50.0	Degrees F	1		1010A	Total/NA
pH	7.1	HF	0.1	0.1	SU	1		9045C	Total/NA
Temperature	18.9	HF	0.001	0.001	Degrees C	1		9045C	Total/NA

Client Sample ID: PS13 — Lab Sample ID: 480-193831-13

Analyte	Result	Qualifier	RL	MDL	Unit	Dil Fac	D	Method	Prep Type
Gasoline Range Organics [C6 - C10]	1.1	J	1.3	0.35	mg/Kg	1	☼	8015D	Total/NA
Arsenic	0.0096	J	0.015	0.0056	mg/L	1		6010C	TCLP
Barium	0.45	J	1.0	0.10	mg/L	1		6010C	TCLP
Flashpoint	>180		50.0	50.0	Degrees F	1		1010A	Total/NA
Sulfide, Reactive	20.0		10	10	mg/Kg	1		9034	Total/NA
pH	7.1	HF	0.1	0.1	SU	1		9045C	Total/NA
Temperature	19.3	HF	0.001	0.001	Degrees C	1		9045C	Total/NA

Client Sample ID: PS14 — Lab Sample ID: 480-193831-14

Analyte	Result	Qualifier	RL	MDL	Unit	Dil Fac	D	Method	Prep Type
Gasoline Range Organics [C6 - C10]	1.2	J	1.5	0.39	mg/Kg	1	☼	8015D	Total/NA
Barium	0.41	J	1.0	0.10	mg/L	1		6010C	TCLP
Flashpoint	>180		50.0	50.0	Degrees F	1		1010A	Total/NA
pH	7.9	HF	0.1	0.1	SU	1		9045C	Total/NA
Temperature	19.4	HF	0.001	0.001	Degrees C	1		9045C	Total/NA

Client Sample ID: PS15 — Lab Sample ID: 480-193831-15

Analyte	Result	Qualifier	RL	MDL	Unit	Dil Fac	D	Method	Prep Type
Barium	0.21	J	1.0	0.10	mg/L	1		6010C	TCLP
Cadmium	0.0015	J	0.0020	0.00050	mg/L	1		6010C	TCLP
Lead	0.0051	J B	0.020	0.0030	mg/L	1		6010C	TCLP
Flashpoint	>175	*- ^-	50.0	50.0	Degrees F	1		1010A	Total/NA
pH	7.8	HF	0.1	0.1	SU	1		9045C	Total/NA
Temperature	19.5	HF	0.001	0.001	Degrees C	1		9045C	Total/NA

Client Sample ID: PS16 — Lab Sample ID: 480-193831-16

Analyte	Result	Qualifier	RL	MDL	Unit	Dil Fac	D	Method	Prep Type
Gasoline Range Organics [C6 - C10]	1.1	J	1.4	0.36	mg/Kg	1	☼	8015D	Total/NA
Barium	0.26	J	1.0	0.10	mg/L	1		6010C	TCLP
Cadmium	0.0016	J	0.0020	0.00050	mg/L	1		6010C	TCLP

This Detection Summary does not include radiochemical test results.

Client Sample ID: PS16 (Continued) — Lab Sample ID: 480-193831-16

Analyte	Result	Qualifier	RL	RL	Unit	Dil Fac	D	Method	Prep Type
Flashpoint	>180		50.0	50.0	Degrees F	1		1010A	Total/NA
pH	8.1	HF	0.1	0.1	SU	1		9045C	Total/NA
Temperature	19.5	HF	0.001	0.001	Degrees C	1		9045C	Total/NA

Client Sample ID: PS17 — Lab Sample ID: 480-193831-17

Analyte	Result	Qualifier	RL	MDL	Unit	Dil Fac	D	Method	Prep Type
Diesel Range Organics [C10-C28]	6.6	J	20	6.1	mg/Kg	1	☼	8015D	Total/NA
Barium	0.73	J	1.0	0.10	mg/L	1		6010C	TCLP
Cadmium	0.0011	J	0.0020	0.00050	mg/L	1		6010C	TCLP
Lead	0.020	B	0.020	0.0030	mg/L	1		6010C	TCLP
Flashpoint	>175	*- ^-	50.0	50.0	Degrees F	1		1010A	Total/NA
pH	7.5	HF	0.1	0.1	SU	1		9045C	Total/NA
Temperature	19.2	HF	0.001	0.001	Degrees C	1		9045C	Total/NA

Client Sample ID: PS18 — Lab Sample ID: 480-193831-18

Analyte	Result	Qualifier	RL	MDL	Unit	Dil Fac	D	Method	Prep Type
Gasoline Range Organics [C6 - C10]	1.1	J	1.4	0.36	mg/Kg	1	☼	8015D	Total/NA
Diesel Range Organics [C10-C28]	13	J	20	6.0	mg/Kg	1	☼	8015D	Total/NA
Barium	0.70	J	1.0	0.10	mg/L	1		6010C	TCLP
Cadmium	0.0013	J	0.0020	0.00050	mg/L	1		6010C	TCLP
Lead	0.011	J B	0.020	0.0030	mg/L	1		6010C	TCLP
Flashpoint	>180		50.0	50.0	Degrees F	1		1010A	Total/NA
pH	6.5	HF	0.1	0.1	SU	1		9045C	Total/NA
Temperature	19.1	HF	0.001	0.001	Degrees C	1		9045C	Total/NA

Client Sample ID: PS19 — Lab Sample ID: 480-193831-19

Analyte	Result	Qualifier	RL	MDL	Unit	Dil Fac	D	Method	Prep Type
Gasoline Range Organics [C6 - C10]	1.2	J	1.4	0.38	mg/Kg	1	☼	8015D	Total/NA
Diesel Range Organics [C10-C28]	10	J	20	5.9	mg/Kg	1	☼	8015D	Total/NA
Arsenic	0.0060	J	0.015	0.0056	mg/L	1		6010C	TCLP
Barium	0.72	J	1.0	0.10	mg/L	1		6010C	TCLP
Cadmium	0.0010	J	0.0020	0.00050	mg/L	1		6010C	TCLP
Lead	0.0099	J B	0.020	0.0030	mg/L	1		6010C	TCLP
Flashpoint	>180		50.0	50.0	Degrees F	1		1010A	Total/NA
pH	7.1	HF	0.1	0.1	SU	1		9045C	Total/NA
Temperature	19.7	HF	0.001	0.001	Degrees C	1		9045C	Total/NA

Client Sample ID: PS20 — Lab Sample ID: 480-193831-20

Analyte	Result	Qualifier	RL	MDL	Unit	Dil Fac	D	Method	Prep Type
Gasoline Range Organics [C6 - C10]	1.2	J	1.5	0.39	mg/Kg	1	☼	8015D	Total/NA
Diesel Range Organics [C10-C28]	9.3	J	21	6.3	mg/Kg	1	☼	8015D	Total/NA
Barium	1.0		1.0	0.10	mg/L	1		6010C	TCLP
Cadmium	0.0020		0.0020	0.00050	mg/L	1		6010C	TCLP
Lead	0.069	B	0.020	0.0030	mg/L	1		6010C	TCLP
Flashpoint	>175	*- ^-	50.0	50.0	Degrees F	1		1010A	Total/NA
pH	7.1	HF	0.1	0.1	SU	1		9045C	Total/NA
Temperature	19.4	HF	0.001	0.001	Degrees C	1		9045C	Total/NA

This Detection Summary does not include radiochemical test results.

Detection Summary

Client: Brydges Engineering in Environment & Energy DPC
Job ID: 480-193831-1
Project/Site: Pilgrim Village Senior

Client Sample ID: PS21 — Lab Sample ID: 480-193831-21

Analyte	Result	Qualifier	RL	MDL	Unit	Dil Fac	D	Method	Prep Type
Barium	1.0		1.0	0.10	mg/L	1		6010C	TCLP
Cadmium	0.00093	J	0.0020	0.00050	mg/L	1		6010C	TCLP
Lead	0.0096	J B	0.020	0.0030	mg/L	1		6010C	TCLP
Flashpoint	>175		50.0	50.0	Degrees F	1		1010A	Total/NA
pH	7.0	HF	0.1	0.1	SU	1		9045C	Total/NA
Temperature	19.6	HF	0.001	0.001	Degrees C	1		9045C	Total/NA

Client Sample ID: PS22 — Lab Sample ID: 480-193831-22

Analyte	Result	Qualifier	RL	MDL	Unit	Dil Fac	D	Method	Prep Type
Gasoline Range Organics [C6 - C10]	1.2	J B	1.4	0.36	mg/Kg	1	☼	8015D	Total/NA
Diesel Range Organics [C10-C28]	15	J	20	6.1	mg/Kg	1	☼	8015D	Total/NA
Barium	0.82	J	1.0	0.10	mg/L	1		6010C	TCLP
Cadmium	0.0013	J	0.0020	0.00050	mg/L	1		6010C	TCLP
Lead	0.0071	J B	0.020	0.0030	mg/L	1		6010C	TCLP
Flashpoint	>175	*- ^-	50.0	50.0	Degrees F	1		1010A	Total/NA
pH	7.6	HF	0.1	0.1	SU	1		9045C	Total/NA
Temperature	19.9	HF	0.001	0.001	Degrees C	1		9045C	Total/NA

Client Sample ID: PS23 — Lab Sample ID: 480-193831-23

Analyte	Result	Qualifier	RL	MDL	Unit	Dil Fac	D	Method	Prep Type
Diesel Range Organics [C10-C28]	9.4	J	20	6.0	mg/Kg	1	☼	8015D	Total/NA
Barium	1.0		1.0	0.10	mg/L	1		6010C	TCLP
Cadmium	0.0017	J	0.0020	0.00050	mg/L	1		6010C	TCLP
Lead	0.039	B	0.020	0.0030	mg/L	1		6010C	TCLP
Flashpoint	>180		50.0	50.0	Degrees F	1		1010A	Total/NA
pH	7.3	HF	0.1	0.1	SU	1		9045C	Total/NA
Temperature	20.0	HF	0.001	0.001	Degrees C	1		9045C	Total/NA

This Detection Summary does not include radiochemical test results.

Client Sample Results

Client: Brydges Engineering in Environment & Energy DPC
Project/Site: Pilgrim Village Senior

Job ID: 480-193831-1

Client Sample ID: PS1

Date Collected: 12/28/21 13:12
Date Received: 12/29/21 13:40

Lab Sample ID: 480-193831-1

Matrix: Solid

Method: 8260C - TCLP Volatiles - TCLP

Analyte	Result	Qualifier	RL	MDL	Unit	D	Prepared	Analyzed	Dil Fac
1,1-Dichloroethene	0.010	U	0.010	0.0029	mg/L			01/04/22 20:36	10
1,2-Dichloroethane	0.010	U	0.010	0.0021	mg/L			01/04/22 20:36	10
2-Butanone (MEK)	0.050	U	0.050	0.013	mg/L			01/04/22 20:36	10
Benzene	0.010	U	0.010	0.0041	mg/L			01/04/22 20:36	10
Carbon tetrachloride	0.010	U	0.010	0.0027	mg/L			01/04/22 20:36	10
Chlorobenzene	0.010	U	0.010	0.0075	mg/L			01/04/22 20:36	10
Chloroform	0.010	U	0.010	0.0034	mg/L			01/04/22 20:36	10
Tetrachloroethene	0.010	U	0.010	0.0036	mg/L			01/04/22 20:36	10
Trichloroethene	0.010	U	0.010	0.0046	mg/L			01/04/22 20:36	10
Vinyl chloride	0.010	U	0.010	0.0090	mg/L			01/04/22 20:36	10

Surrogate	*%Recovery*	*Qualifier*	*Limits*	*Prepared*	*Analyzed*	*Dil Fac*
1,2-Dichloroethane-d4 (Surr)	*104*		*77 - 120*		*01/04/22 20:36*	*10*
4-Bromofluorobenzene (Surr)	*101*		*73 - 120*		*01/04/22 20:36*	*10*
Dibromofluoromethane (Surr)	*104*		*75 - 123*		*01/04/22 20:36*	*10*
Toluene-d8 (Surr)	*97*		*80 - 120*		*01/04/22 20:36*	*10*

Method: 8270D - Semivolatile Organic Compounds (GC/MS) - TCLP

Analyte	Result	Qualifier	RL	MDL	Unit	D	Prepared	Analyzed	Dil Fac
1,4-Dichlorobenzene	0.040	U	0.040	0.0018	mg/L		01/04/22 15:38	01/05/22 19:13	1
2,4,5-Trichlorophenol	0.020	U	0.020	0.0019	mg/L		01/04/22 15:38	01/05/22 19:13	1
2,4,6-Trichlorophenol	0.020	U	0.020	0.0024	mg/L		01/04/22 15:38	01/05/22 19:13	1
2,4-Dinitrotoluene	0.020	U	0.020	0.0017	mg/L		01/04/22 15:38	01/05/22 19:13	1
2-Methylphenol	0.020	U	0.020	0.0016	mg/L		01/04/22 15:38	01/05/22 19:13	1
3-Methylphenol	0.040	U	0.040	0.0016	mg/L		01/04/22 15:38	01/05/22 19:13	1
4-Methylphenol	0.040	U	0.040	0.0014	mg/L		01/04/22 15:38	01/05/22 19:13	1
Hexachlorobenzene	0.020	U	0.020	0.0020	mg/L		01/04/22 15:38	01/05/22 19:13	1
Hexachlorobutadiene	0.020	U	0.020	0.0027	mg/L		01/04/22 15:38	01/05/22 19:13	1
Hexachloroethane	0.020	U	0.020	0.0023	mg/L		01/04/22 15:38	01/05/22 19:13	1
Nitrobenzene	0.020	U	0.020	0.0011	mg/L		01/04/22 15:38	01/05/22 19:13	1
Pentachlorophenol	0.040	U	0.040	0.0088	mg/L		01/04/22 15:38	01/05/22 19:13	1
Pyridine	0.10	U	0.10	0.0016	mg/L		01/04/22 15:38	01/05/22 19:13	1

Surrogate	*%Recovery*	*Qualifier*	*Limits*	*Prepared*	*Analyzed*	*Dil Fac*
2,4,6-Tribromophenol (Surr)	*87*		*41 - 120*	*01/04/22 15:38*	*01/05/22 19:13*	*1*
2-Fluorobiphenyl (Surr)	*89*		*48 - 120*	*01/04/22 15:38*	*01/05/22 19:13*	*1*
2-Fluorophenol (Surr)	*45*		*35 - 120*	*01/04/22 15:38*	*01/05/22 19:13*	*1*
Nitrobenzene-d5 (Surr)	*83*		*46 - 120*	*01/04/22 15:38*	*01/05/22 19:13*	*1*
Phenol-d5 (Surr)	*30*		*22 - 120*	*01/04/22 15:38*	*01/05/22 19:13*	*1*
p-Terphenyl-d14 (Surr)	*103*		*60 - 148*	*01/04/22 15:38*	*01/05/22 19:13*	*1*

Method: 8081B - Organochlorine Pesticides (GC) - TCLP

Analyte	Result	Qualifier	RL	MDL	Unit	D	Prepared	Analyzed	Dil Fac
gamma-BHC (Lindane)	0.00020	U	0.00020	0.0000060	mg/L		01/04/22 11:16	01/05/22 12:53	1
Chlordane (technical)	0.0020	U	0.0020	0.000029	mg/L		01/04/22 11:16	01/05/22 12:53	1
Endrin	0.00020	U	0.00020	0.000014	mg/L		01/04/22 11:16	01/05/22 12:53	1
Heptachlor	0.00020	U *+	0.00020	0.0000085	mg/L		01/04/22 11:16	01/05/22 12:53	1
Heptachlor epoxide	0.00020	U *+	0.00020	0.0000053	mg/L		01/04/22 11:16	01/05/22 12:53	1
Methoxychlor	0.00020	U *+	0.00020	0.000014	mg/L		01/04/22 11:16	01/05/22 12:53	1
Toxaphene	0.0020	U	0.0020	0.00012	mg/L		01/04/22 11:16	01/05/22 12:53	1

Client Sample ID: PS1
Date Collected: 12/28/21 13:12
Date Received: 12/29/21 13:40

Lab Sample ID: 480-193831-1
Matrix: Solid

Surrogate	*%Recovery*	*Qualifier*	*Limits*	*Prepared*	*Analyzed*	*Dil Fac*
DCB Decachlorobiphenyl	*81*		*20 - 120*	*01/04/22 11:16*	*01/05/22 12:53*	*1*
Tetrachloro-m-xylene	*86*		*44 - 120*	*01/04/22 11:16*	*01/05/22 12:53*	*1*

Method: 8151 - TCLP Herbicides - TCLP

Analyte	Result	Qualifier	RL	MDL	Unit	D	Prepared	Analyzed	Dil Fac
2,4-D	0.0020	U	0.0020	0.00040	mg/L		01/04/22 11:22	01/05/22 20:16	1
Silvex (2,4,5-TP)	0.0020	U	0.0020	0.00036	mg/L		01/04/22 11:22	01/05/22 20:16	1

Surrogate	*%Recovery*	*Qualifier*	*Limits*	*Prepared*	*Analyzed*	*Dil Fac*
2,4-Dichlorophenylacetic acid	*30*	*S1-*	*48 - 132*	*01/04/22 11:22*	*01/05/22 20:16*	*1*

Method: 6010C - Metals (ICP) - TCLP

Analyte	Result	Qualifier	RL	MDL	Unit	D	Prepared	Analyzed	Dil Fac
Arsenic	0.015	U	0.015	0.0056	mg/L		01/04/22 11:41	01/04/22 20:17	1
Barium	**0.11**	**J**	1.0	0.10	mg/L		01/04/22 11:41	01/04/22 20:17	1
Cadmium	**0.00074**	**J**	0.0020	0.00050	mg/L		01/04/22 11:41	01/04/22 20:17	1
Chromium	0.020	U	0.020	0.010	mg/L		01/04/22 11:41	01/04/22 20:17	1
Lead	**0.0065**	**J B**	0.020	0.0030	mg/L		01/04/22 11:41	01/04/22 20:17	1
Selenium	0.025	U	0.025	0.0087	mg/L		01/04/22 11:41	01/04/22 20:17	1
Silver	0.0060	U	0.0060	0.0017	mg/L		01/04/22 11:41	01/04/22 20:17	1

Method: 7470A - TCLP Mercury - TCLP

Analyte	Result	Qualifier	RL	MDL	Unit	D	Prepared	Analyzed	Dil Fac
Mercury	0.00020	U	0.00020	0.000043	mg/L		01/04/22 12:21	01/04/22 15:07	1

General Chemistry

Analyte	Result	Qualifier	RL	MDL	Unit	D	Prepared	Analyzed	Dil Fac
Cyanide, Reactive	9.5	U	9.5	9.5	mg/Kg		01/03/22 08:30	01/04/22 11:55	1
Sulfide, Reactive	9.5	U	9.5	9.5	mg/Kg		01/03/22 08:30	01/03/22 15:15	1

Analyte	Result	Qualifier	RL	RL	Unit	D	Prepared	Analyzed	Dil Fac
Flashpoint	**>176**		50.0	50.0	Degrees F			01/09/22 08:49	1
pH	**6.7**	**HF**	0.1	0.1	SU			01/03/22 16:00	1
Temperature	**20.9**	**HF**	0.001	0.001	Degrees C			01/03/22 16:00	1

Client Sample ID: PS1
Date Collected: 12/28/21 13:12
Date Received: 12/29/21 13:40

Lab Sample ID: 480-193831-1
Matrix: Solid
Percent Solids: 84.8

Method: 8015D - Gasoline Range Organics (GRO) (GC)

Analyte	Result	Qualifier	RL	MDL	Unit	D	Prepared	Analyzed	Dil Fac
Gasoline Range Organics [C6 - C10]	1.4	U	1.4	0.36	mg/Kg	☼	01/03/22 07:07	01/04/22 09:45	1

Surrogate	*%Recovery*	*Qualifier*	*Limits*	*Prepared*	*Analyzed*	*Dil Fac*
a,a,a-Trifluorotoluene	*87*		*46 - 156*	*01/03/22 07:07*	*01/04/22 09:45*	*1*

Method: 8015D - Diesel Range Organics (DRO) (GC)

Analyte	Result	Qualifier	RL	MDL	Unit	D	Prepared	Analyzed	Dil Fac
Diesel Range Organics [C10-C28]	20	U	20	6.0	mg/Kg	☼	12/30/21 14:28	01/03/22 15:08	1

Surrogate	*%Recovery*	*Qualifier*	*Limits*	*Prepared*	*Analyzed*	*Dil Fac*
o-Terphenyl	*79*		*48 - 125*	*12/30/21 14:28*	*01/03/22 15:08*	*1*

Client Sample Results

Client: Brydges Engineering in Environment & Energy DPC
Project/Site: Pilgrim Village Senior

Job ID: 480-193831-1

Client Sample ID: PS1

Lab Sample ID: 480-193831-1
Date Collected: 12/28/21 13:12
Matrix: Solid
Date Received: 12/29/21 13:40
Percent Solids: 84.8

Method: 8082A - Polychlorinated Biphenyls (PCBs) by Gas Chromatography

Analyte	Result	Qualifier	RL	MDL	Unit	D	Prepared	Analyzed	Dil Fac
PCB-1016	0.20	U	0.20	0.039	mg/Kg	☼	01/03/22 07:20	01/03/22 23:53	1
PCB-1221	0.20	U	0.20	0.039	mg/Kg	☼	01/03/22 07:20	01/03/22 23:53	1
PCB-1232	0.20	U	0.20	0.039	mg/Kg	☼	01/03/22 07:20	01/03/22 23:53	1
PCB-1242	0.20	U	0.20	0.039	mg/Kg	☼	01/03/22 07:20	01/03/22 23:53	1
PCB-1248	0.20	U	0.20	0.039	mg/Kg	☼	01/03/22 07:20	01/03/22 23:53	1
PCB-1254	0.20	U	0.20	0.093	mg/Kg	☼	01/03/22 07:20	01/03/22 23:53	1
PCB-1260	0.20	U	0.20	0.093	mg/Kg	☼	01/03/22 07:20	01/03/22 23:53	1
PCB-1262	0.20	U	0.20	0.093	mg/Kg	☼	01/03/22 07:20	01/03/22 23:53	1
PCB-1268	0.20	U	0.20	0.093	mg/Kg	☼	01/03/22 07:20	01/03/22 23:53	1

Surrogate	*%Recovery*	*Qualifier*	*Limits*	*Prepared*	*Analyzed*	*Dil Fac*
DCB Decachlorobiphenyl	*125*		*65 - 174*	*01/03/22 07:20*	*01/03/22 23:53*	*1*
Tetrachloro-m-xylene	*125*		*60 - 154*	*01/03/22 07:20*	*01/03/22 23:53*	*1*

Client Sample ID: PS2

Lab Sample ID: 480-193831-2
Date Collected: 12/28/21 13:18
Matrix: Solid
Date Received: 12/29/21 13:40

Method: 8260C - TCLP Volatiles - TCLP

Analyte	Result	Qualifier	RL	MDL	Unit	D	Prepared	Analyzed	Dil Fac
1,1-Dichloroethene	0.010	U	0.010	0.0029	mg/L			01/04/22 21:00	10
1,2-Dichloroethane	0.010	U	0.010	0.0021	mg/L			01/04/22 21:00	10
2-Butanone (MEK)	0.050	U	0.050	0.013	mg/L			01/04/22 21:00	10
Benzene	0.010	U	0.010	0.0041	mg/L			01/04/22 21:00	10
Carbon tetrachloride	0.010	U	0.010	0.0027	mg/L			01/04/22 21:00	10
Chlorobenzene	0.010	U	0.010	0.0075	mg/L			01/04/22 21:00	10
Chloroform	0.010	U	0.010	0.0034	mg/L			01/04/22 21:00	10
Tetrachloroethene	0.010	U	0.010	0.0036	mg/L			01/04/22 21:00	10
Trichloroethene	0.010	U	0.010	0.0046	mg/L			01/04/22 21:00	10
Vinyl chloride	0.010	U	0.010	0.0090	mg/L			01/04/22 21:00	10

Surrogate	*%Recovery*	*Qualifier*	*Limits*	*Prepared*	*Analyzed*	*Dil Fac*
1,2-Dichloroethane-d4 (Surr)	*104*		*77 - 120*		*01/04/22 21:00*	*10*
4-Bromofluorobenzene (Surr)	*101*		*73 - 120*		*01/04/22 21:00*	*10*
Dibromofluoromethane (Surr)	*102*		*75 - 123*		*01/04/22 21:00*	*10*
Toluene-d8 (Surr)	*97*		*80 - 120*		*01/04/22 21:00*	*10*

Method: 8270D - Semivolatile Organic Compounds (GC/MS) - TCLP

Analyte	Result	Qualifier	RL	MDL	Unit	D	Prepared	Analyzed	Dil Fac
1,4-Dichlorobenzene	0.040	U	0.040	0.0018	mg/L		01/04/22 15:38	01/05/22 19:37	1
2,4,5-Trichlorophenol	0.020	U	0.020	0.0019	mg/L		01/04/22 15:38	01/05/22 19:37	1
2,4,6-Trichlorophenol	0.020	U	0.020	0.0024	mg/L		01/04/22 15:38	01/05/22 19:37	1
2,4-Dinitrotoluene	0.020	U	0.020	0.0017	mg/L		01/04/22 15:38	01/05/22 19:37	1
2-Methylphenol	0.020	U	0.020	0.0016	mg/L		01/04/22 15:38	01/05/22 19:37	1
3-Methylphenol	0.040	U	0.040	0.0016	mg/L		01/04/22 15:38	01/05/22 19:37	1
4-Methylphenol	0.040	U	0.040	0.0014	mg/L		01/04/22 15:38	01/05/22 19:37	1
Hexachlorobenzene	0.020	U	0.020	0.0020	mg/L		01/04/22 15:38	01/05/22 19:37	1
Hexachlorobutadiene	0.020	U	0.020	0.0027	mg/L		01/04/22 15:38	01/05/22 19:37	1
Hexachloroethane	0.020	U	0.020	0.0023	mg/L		01/04/22 15:38	01/05/22 19:37	1
Nitrobenzene	0.020	U	0.020	0.0011	mg/L		01/04/22 15:38	01/05/22 19:37	1
Pentachlorophenol	0.040	U	0.040	0.0088	mg/L		01/04/22 15:38	01/05/22 19:37	1

Client Sample ID: PS2

Date Collected: 12/28/21 13:18
Date Received: 12/29/21 13:40

Lab Sample ID: 480-193831-2

Matrix: Solid

Method: 8270D - Semivolatile Organic Compounds (GC/MS) - TCLP (Continued)

Analyte	Result	Qualifier	RL	MDL	Unit	D	Prepared	Analyzed	Dil Fac
Pyridine	0.10	U	0.10	0.0016	mg/L		01/04/22 15:38	01/05/22 19:37	1

Surrogate	*%Recovery*	*Qualifier*	*Limits*	*Prepared*	*Analyzed*	*Dil Fac*
2,4,6-Tribromophenol (Surr)	*87*		*41 - 120*	*01/04/22 15:38*	*01/05/22 19:37*	*1*
2-Fluorobiphenyl (Surr)	*87*		*48 - 120*	*01/04/22 15:38*	*01/05/22 19:37*	*1*
2-Fluorophenol (Surr)	*47*		*35 - 120*	*01/04/22 15:38*	*01/05/22 19:37*	*1*
Nitrobenzene-d5 (Surr)	*85*		*46 - 120*	*01/04/22 15:38*	*01/05/22 19:37*	*1*
Phenol-d5 (Surr)	*31*		*22 - 120*	*01/04/22 15:38*	*01/05/22 19:37*	*1*
p-Terphenyl-d14 (Surr)	*102*		*60 - 148*	*01/04/22 15:38*	*01/05/22 19:37*	*1*

Method: 8081B - Organochlorine Pesticides (GC) - TCLP

Analyte	Result	Qualifier	RL	MDL	Unit	D	Prepared	Analyzed	Dil Fac
gamma-BHC (Lindane)	0.00020	U	0.00020	0.0000060	mg/L		01/04/22 11:16	01/05/22 13:12	1
Chlordane (technical)	0.0020	U	0.0020	0.000029	mg/L		01/04/22 11:16	01/05/22 13:12	1
Endrin	0.00020	U	0.00020	0.000014	mg/L		01/04/22 11:16	01/05/22 13:12	1
Heptachlor	0.00020	U *+	0.00020	0.0000085	mg/L		01/04/22 11:16	01/05/22 13:12	1
Heptachlor epoxide	0.00020	U *+	0.00020	0.0000053	mg/L		01/04/22 11:16	01/05/22 13:12	1
Methoxychlor	0.00020	U *+	0.00020	0.000014	mg/L		01/04/22 11:16	01/05/22 13:12	1
Toxaphene	0.0020	U	0.0020	0.00012	mg/L		01/04/22 11:16	01/05/22 13:12	1

Surrogate	*%Recovery*	*Qualifier*	*Limits*	*Prepared*	*Analyzed*	*Dil Fac*
DCB Decachlorobiphenyl	*84*		*20 - 120*	*01/04/22 11:16*	*01/05/22 13:12*	*1*
Tetrachloro-m-xylene	*90*		*44 - 120*	*01/04/22 11:16*	*01/05/22 13:12*	*1*

Method: 8151 - TCLP Herbicides - TCLP

Analyte	Result	Qualifier	RL	MDL	Unit	D	Prepared	Analyzed	Dil Fac
2,4-D	0.0020	U	0.0020	0.00040	mg/L		01/04/22 11:22	01/05/22 20:46	1
Silvex (2,4,5-TP)	0.0020	U	0.0020	0.00036	mg/L		01/04/22 11:22	01/05/22 20:46	1

Surrogate	*%Recovery*	*Qualifier*	*Limits*	*Prepared*	*Analyzed*	*Dil Fac*
2,4-Dichlorophenylacetic acid	*27*	*S1-*	*48 - 132*	*01/04/22 11:22*	*01/05/22 20:46*	*1*

Method: 6010C - Metals (ICP) - TCLP

Analyte	Result	Qualifier	RL	MDL	Unit	D	Prepared	Analyzed	Dil Fac
Arsenic	**0.0056**	**J**	0.015	0.0056	mg/L		01/04/22 11:41	01/04/22 20:20	1
Barium	1.0	U	1.0	0.10	mg/L		01/04/22 11:41	01/04/22 20:20	1
Cadmium	**0.0012**	**J**	0.0020	0.00050	mg/L		01/04/22 11:41	01/04/22 20:20	1
Chromium	0.020	U	0.020	0.010	mg/L		01/04/22 11:41	01/04/22 20:20	1
Lead	**0.0074**	**J B**	0.020	0.0030	mg/L		01/04/22 11:41	01/04/22 20:20	1
Selenium	0.025	U	0.025	0.0087	mg/L		01/04/22 11:41	01/04/22 20:20	1
Silver	0.0060	U	0.0060	0.0017	mg/L		01/04/22 11:41	01/04/22 20:20	1

Method: 7470A - TCLP Mercury - TCLP

Analyte	Result	Qualifier	RL	MDL	Unit	D	Prepared	Analyzed	Dil Fac
Mercury	0.00020	U	0.00020	0.000043	mg/L		01/04/22 12:21	01/04/22 15:08	1

General Chemistry

Analyte	Result	Qualifier	RL	MDL	Unit	D	Prepared	Analyzed	Dil Fac
Cyanide, Reactive	10	U	10	10	mg/Kg		01/03/22 08:30	01/04/22 11:56	1
Sulfide, Reactive	10	U	10	10	mg/Kg		01/03/22 08:30	01/03/22 15:15	1

Client Sample Results

Client: Brydges Engineering in Environment & Energy DPC
Project/Site: Pilgrim Village Senior

Job ID: 480-193831-1

Client Sample ID: PS2

Lab Sample ID: 480-193831-2
Date Collected: 12/28/21 13:18
Matrix: Solid
Date Received: 12/29/21 13:40

Analyte	Result	Qualifier	RL	RL	Unit	D	Prepared	Analyzed	Dil Fac
Flashpoint	>180		50.0	50.0	Degrees F			01/09/22 08:54	1
pH	7.0	HF	0.1	0.1	SU			01/03/22 16:00	1
Temperature	20.5	HF	0.001	0.001	Degrees C			01/03/22 16:00	1

Client Sample ID: PS2

Lab Sample ID: 480-193831-2
Date Collected: 12/28/21 13:18
Matrix: Solid
Date Received: 12/29/21 13:40
Percent Solids: 84.3

Method: 8015D - Gasoline Range Organics (GRO) (GC)

Analyte	Result	Qualifier	RL	MDL	Unit	D	Prepared	Analyzed	Dil Fac
Gasoline Range Organics [C6 - C10]	1.4	U	1.4	0.36	mg/Kg	☼	01/03/22 07:07	01/03/22 10:44	1

Surrogate	*%Recovery*	*Qualifier*	*Limits*	*Prepared*	*Analyzed*	*Dil Fac*
a,a,a-Trifluorotoluene	*87*		*46 - 156*	*01/03/22 07:07*	*01/03/22 10:44*	*1*

Method: 8015D - Diesel Range Organics (DRO) (GC)

Analyte	Result	Qualifier	RL	MDL	Unit	D	Prepared	Analyzed	Dil Fac
Diesel Range Organics [C10-C28]	19	U	19	5.7	mg/Kg	☼	12/30/21 14:28	01/03/22 15:43	1

Surrogate	*%Recovery*	*Qualifier*	*Limits*	*Prepared*	*Analyzed*	*Dil Fac*
o-Terphenyl	*72*		*48 - 125*	*12/30/21 14:28*	*01/03/22 15:43*	*1*

Method: 8082A - Polychlorinated Biphenyls (PCBs) by Gas Chromatography

Analyte	Result	Qualifier	RL	MDL	Unit	D	Prepared	Analyzed	Dil Fac
PCB-1016	0.27	U	0.27	0.052	mg/Kg	☼	01/03/22 07:20	01/04/22 00:06	1
PCB-1221	0.27	U	0.27	0.052	mg/Kg	☼	01/03/22 07:20	01/04/22 00:06	1
PCB-1232	0.27	U	0.27	0.052	mg/Kg	☼	01/03/22 07:20	01/04/22 00:06	1
PCB-1242	0.27	U	0.27	0.052	mg/Kg	☼	01/03/22 07:20	01/04/22 00:06	1
PCB-1248	0.27	U	0.27	0.052	mg/Kg	☼	01/03/22 07:20	01/04/22 00:06	1
PCB-1254	0.27	U	0.27	0.12	mg/Kg	☼	01/03/22 07:20	01/04/22 00:06	1
PCB-1260	0.27	U	0.27	0.12	mg/Kg	☼	01/03/22 07:20	01/04/22 00:06	1
PCB-1262	0.27	U	0.27	0.12	mg/Kg	☼	01/03/22 07:20	01/04/22 00:06	1
PCB-1268	0.27	U	0.27	0.12	mg/Kg	☼	01/03/22 07:20	01/04/22 00:06	1

Surrogate	*%Recovery*	*Qualifier*	*Limits*	*Prepared*	*Analyzed*	*Dil Fac*
DCB Decachlorobiphenyl	*126*		*65 - 174*	*01/03/22 07:20*	*01/04/22 00:06*	*1*
Tetrachloro-m-xylene	*125*		*60 - 154*	*01/03/22 07:20*	*01/04/22 00:06*	*1*

Client Sample ID: PS3

Lab Sample ID: 480-193831-3
Date Collected: 12/28/21 13:24
Matrix: Solid
Date Received: 12/29/21 13:40

Method: 8260C - TCLP Volatiles - TCLP

Analyte	Result	Qualifier	RL	MDL	Unit	D	Prepared	Analyzed	Dil Fac
1,1-Dichloroethene	0.010	U	0.010	0.0029	mg/L			01/04/22 21:24	10
1,2-Dichloroethane	0.010	U	0.010	0.0021	mg/L			01/04/22 21:24	10
2-Butanone (MEK)	0.050	U	0.050	0.013	mg/L			01/04/22 21:24	10
Benzene	0.010	U	0.010	0.0041	mg/L			01/04/22 21:24	10
Carbon tetrachloride	0.010	U	0.010	0.0027	mg/L			01/04/22 21:24	10
Chlorobenzene	0.010	U	0.010	0.0075	mg/L			01/04/22 21:24	10
Chloroform	0.010	U	0.010	0.0034	mg/L			01/04/22 21:24	10
Tetrachloroethene	0.010	U	0.010	0.0036	mg/L			01/04/22 21:24	10
Trichloroethene	0.010	U	0.010	0.0046	mg/L			01/04/22 21:24	10

Client Sample ID: PS3
Lab Sample ID: 480-193831-3

Date Collected: 12/28/21 13:24
Matrix: Solid
Date Received: 12/29/21 13:40

Method: 8260C - TCLP Volatiles - TCLP (Continued)

Analyte	Result	Qualifier	RL	MDL	Unit	D	Prepared	Analyzed	Dil Fac
Vinyl chloride	0.010	U	0.010	0.0090	mg/L			01/04/22 21:24	10

Surrogate	*%Recovery*	*Qualifier*	*Limits*	*Prepared*	*Analyzed*	*Dil Fac*
1,2-Dichloroethane-d4 (Surr)	*105*		*77 - 120*		*01/04/22 21:24*	*10*
4-Bromofluorobenzene (Surr)	*104*		*73 - 120*		*01/04/22 21:24*	*10*
Dibromofluoromethane (Surr)	*103*		*75 - 123*		*01/04/22 21:24*	*10*
Toluene-d8 (Surr)	*98*		*80 - 120*		*01/04/22 21:24*	*10*

Method: 8270D - Semivolatile Organic Compounds (GC/MS) - TCLP

Analyte	Result	Qualifier	RL	MDL	Unit	D	Prepared	Analyzed	Dil Fac
1,4-Dichlorobenzene	0.040	U	0.040	0.0018	mg/L		01/04/22 15:38	01/05/22 20:00	1
2,4,5-Trichlorophenol	0.020	U	0.020	0.0019	mg/L		01/04/22 15:38	01/05/22 20:00	1
2,4,6-Trichlorophenol	0.020	U	0.020	0.0024	mg/L		01/04/22 15:38	01/05/22 20:00	1
2,4-Dinitrotoluene	0.020	U	0.020	0.0017	mg/L		01/04/22 15:38	01/05/22 20:00	1
2-Methylphenol	0.020	U	0.020	0.0016	mg/L		01/04/22 15:38	01/05/22 20:00	1
3-Methylphenol	0.040	U	0.040	0.0016	mg/L		01/04/22 15:38	01/05/22 20:00	1
4-Methylphenol	0.040	U	0.040	0.0014	mg/L		01/04/22 15:38	01/05/22 20:00	1
Hexachlorobenzene	0.020	U	0.020	0.0020	mg/L		01/04/22 15:38	01/05/22 20:00	1
Hexachlorobutadiene	0.020	U	0.020	0.0027	mg/L		01/04/22 15:38	01/05/22 20:00	1
Hexachloroethane	0.020	U	0.020	0.0023	mg/L		01/04/22 15:38	01/05/22 20:00	1
Nitrobenzene	0.020	U	0.020	0.0011	mg/L		01/04/22 15:38	01/05/22 20:00	1
Pentachlorophenol	0.040	U	0.040	0.0088	mg/L		01/04/22 15:38	01/05/22 20:00	1
Pyridine	0.10	U	0.10	0.0016	mg/L		01/04/22 15:38	01/05/22 20:00	1

Surrogate	*%Recovery*	*Qualifier*	*Limits*	*Prepared*	*Analyzed*	*Dil Fac*
2,4,6-Tribromophenol (Surr)	*87*		*41 - 120*	*01/04/22 15:38*	*01/05/22 20:00*	*1*
2-Fluorobiphenyl (Surr)	*91*		*48 - 120*	*01/04/22 15:38*	*01/05/22 20:00*	*1*
2-Fluorophenol (Surr)	*50*		*35 - 120*	*01/04/22 15:38*	*01/05/22 20:00*	*1*
Nitrobenzene-d5 (Surr)	*91*		*46 - 120*	*01/04/22 15:38*	*01/05/22 20:00*	*1*
Phenol-d5 (Surr)	*32*		*22 - 120*	*01/04/22 15:38*	*01/05/22 20:00*	*1*
p-Terphenyl-d14 (Surr)	*101*		*60 - 148*	*01/04/22 15:38*	*01/05/22 20:00*	*1*

Method: 8081B - Organochlorine Pesticides (GC) - TCLP

Analyte	Result	Qualifier	RL	MDL	Unit	D	Prepared	Analyzed	Dil Fac
gamma-BHC (Lindane)	0.00020	U	0.00020	0.0000060	mg/L		01/04/22 11:16	01/05/22 13:32	1
Chlordane (technical)	0.0020	U	0.0020	0.000029	mg/L		01/04/22 11:16	01/05/22 13:32	1
Endrin	0.00020	U	0.00020	0.000014	mg/L		01/04/22 11:16	01/05/22 13:32	1
Heptachlor	0.00020	U *+	0.00020	0.0000085	mg/L		01/04/22 11:16	01/05/22 13:32	1
Heptachlor epoxide	0.00020	U *+	0.00020	0.0000053	mg/L		01/04/22 11:16	01/05/22 13:32	1
Methoxychlor	0.00020	U *+	0.00020	0.000014	mg/L		01/04/22 11:16	01/05/22 13:32	1
Toxaphene	0.0020	U	0.0020	0.00012	mg/L		01/04/22 11:16	01/05/22 13:32	1

Surrogate	*%Recovery*	*Qualifier*	*Limits*	*Prepared*	*Analyzed*	*Dil Fac*
DCB Decachlorobiphenyl	*85*		*20 - 120*	*01/04/22 11:16*	*01/05/22 13:32*	*1*
Tetrachloro-m-xylene	*94*		*44 - 120*	*01/04/22 11:16*	*01/05/22 13:32*	*1*

Method: 8151 - TCLP Herbicides - TCLP

Analyte	Result	Qualifier	RL	MDL	Unit	D	Prepared	Analyzed	Dil Fac
2,4-D	0.0020	U	0.0020	0.00040	mg/L		01/04/22 11:22	01/05/22 21:45	1
Silvex (2,4,5-TP)	0.0020	U	0.0020	0.00036	mg/L		01/04/22 11:22	01/05/22 21:45	1

Client Sample ID: PS3

Lab Sample ID: 480-193831-3

Date Collected: 12/28/21 13:24
Matrix: Solid
Date Received: 12/29/21 13:40

Surrogate	%Recovery	Qualifier	Limits	Prepared	Analyzed	Dil Fac
2,4-Dichlorophenylacetic acid	19	S1-	48 - 132	01/04/22 11:22	01/05/22 21:45	1

Method: 6010C - Metals (ICP) - TCLP

Analyte	Result	Qualifier	RL	MDL	Unit	D	Prepared	Analyzed	Dil Fac
Arsenic	0.015	U	0.015	0.0056	mg/L		01/04/22 11:41	01/04/22 20:39	1
Barium	**0.31**	**J**	1.0	0.10	mg/L		01/04/22 11:41	01/04/22 20:39	1
Cadmium	**0.0015**	**J**	0.0020	0.00050	mg/L		01/04/22 11:41	01/04/22 20:39	1
Chromium	0.020	U	0.020	0.010	mg/L		01/04/22 11:41	01/04/22 20:39	1
Lead	0.020	U	0.020	0.0030	mg/L		01/04/22 11:41	01/04/22 20:39	1
Selenium	0.025	U	0.025	0.0087	mg/L		01/04/22 11:41	01/04/22 20:39	1
Silver	0.0060	U	0.0060	0.0017	mg/L		01/04/22 11:41	01/04/22 20:39	1

Method: 7470A - TCLP Mercury - TCLP

Analyte	Result	Qualifier	RL	MDL	Unit	D	Prepared	Analyzed	Dil Fac
Mercury	0.00020	U	0.00020	0.000043	mg/L		01/04/22 12:21	01/04/22 15:16	1

General Chemistry

Analyte	Result	Qualifier	RL	MDL	Unit	D	Prepared	Analyzed	Dil Fac
Cyanide, Reactive	10	U	10	10	mg/Kg		01/03/22 08:30	01/04/22 11:58	1
Sulfide, Reactive	10	U	10	10	mg/Kg		01/03/22 08:30	01/03/22 15:15	1

Analyte	Result	Qualifier	RL	RL	Unit	D	Prepared	Analyzed	Dil Fac
Flashpoint	**>180**		50.0	50.0	Degrees F			01/09/22 08:54	1
pH	**7.8**	**HF**	0.1	0.1	SU			01/03/22 16:00	1
Temperature	**20.7**	**HF**	0.001	0.001	Degrees C			01/03/22 16:00	1

Client Sample ID: PS3

Lab Sample ID: 480-193831-3

Date Collected: 12/28/21 13:24
Matrix: Solid
Date Received: 12/29/21 13:40
Percent Solids: 84.4

Method: 8015D - Gasoline Range Organics (GRO) (GC)

Analyte	Result	Qualifier	RL	MDL	Unit	D	Prepared	Analyzed	Dil Fac
Gasoline Range Organics [C6 - C10]	**1.2**	**J**	1.4	0.37	mg/Kg	☼	01/03/22 07:07	01/03/22 11:20	1

Surrogate	%Recovery	Qualifier	Limits	Prepared	Analyzed	Dil Fac
a,a,a-Trifluorotoluene	71		46 - 156	01/03/22 07:07	01/03/22 11:20	1

Method: 8015D - Diesel Range Organics (DRO) (GC)

Analyte	Result	Qualifier	RL	MDL	Unit	D	Prepared	Analyzed	Dil Fac
Diesel Range Organics [C10-C28]	20	U	20	5.9	mg/Kg	☼	12/30/21 14:28	01/03/22 16:19	1

Surrogate	%Recovery	Qualifier	Limits	Prepared	Analyzed	Dil Fac
o-Terphenyl	79		48 - 125	12/30/21 14:28	01/03/22 16:19	1

Method: 8082A - Polychlorinated Biphenyls (PCBs) by Gas Chromatography

Analyte	Result	Qualifier	RL	MDL	Unit	D	Prepared	Analyzed	Dil Fac
PCB-1016	0.23	U	0.23	0.044	mg/Kg	☼	01/03/22 07:20	01/04/22 00:18	1
PCB-1221	0.23	U	0.23	0.044	mg/Kg	☼	01/03/22 07:20	01/04/22 00:18	1
PCB-1232	0.23	U	0.23	0.044	mg/Kg	☼	01/03/22 07:20	01/04/22 00:18	1
PCB-1242	0.23	U	0.23	0.044	mg/Kg	☼	01/03/22 07:20	01/04/22 00:18	1
PCB-1248	0.23	U	0.23	0.044	mg/Kg	☼	01/03/22 07:20	01/04/22 00:18	1
PCB-1254	0.23	U	0.23	0.11	mg/Kg	☼	01/03/22 07:20	01/04/22 00:18	1

Client Sample ID: PS3

Lab Sample ID: 480-193831-3
Date Collected: 12/28/21 13:24
Matrix: Solid
Date Received: 12/29/21 13:40
Percent Solids: 84.4

Method: 8082A - Polychlorinated Biphenyls (PCBs) by Gas Chromatography (Continued)

Analyte	Result	Qualifier	RL	MDL	Unit	D	Prepared	Analyzed	Dil Fac
PCB-1260	0.23	U	0.23	0.11	mg/Kg	☼	01/03/22 07:20	01/04/22 00:18	1
PCB-1262	0.23	U	0.23	0.11	mg/Kg	☼	01/03/22 07:20	01/04/22 00:18	1
PCB-1268	0.23	U	0.23	0.11	mg/Kg	☼	01/03/22 07:20	01/04/22 00:18	1

Surrogate	*%Recovery*	*Qualifier*	*Limits*	*Prepared*	*Analyzed*	*Dil Fac*
DCB Decachlorobiphenyl	*132*		*65 - 174*	*01/03/22 07:20*	*01/04/22 00:18*	*1*
Tetrachloro-m-xylene	*130*		*60 - 154*	*01/03/22 07:20*	*01/04/22 00:18*	*1*

Client Sample ID: PS4

Lab Sample ID: 480-193831-4
Date Collected: 12/28/21 13:30
Matrix: Solid
Date Received: 12/29/21 13:40

Method: 8260C - TCLP Volatiles - TCLP

Analyte	Result	Qualifier	RL	MDL	Unit	D	Prepared	Analyzed	Dil Fac
1,1-Dichloroethene	0.010	U	0.010	0.0029	mg/L			01/04/22 21:47	10
1,2-Dichloroethane	0.010	U	0.010	0.0021	mg/L			01/04/22 21:47	10
2-Butanone (MEK)	0.050	U	0.050	0.013	mg/L			01/04/22 21:47	10
Benzene	0.010	U	0.010	0.0041	mg/L			01/04/22 21:47	10
Carbon tetrachloride	0.010	U	0.010	0.0027	mg/L			01/04/22 21:47	10
Chlorobenzene	0.010	U	0.010	0.0075	mg/L			01/04/22 21:47	10
Chloroform	0.010	U	0.010	0.0034	mg/L			01/04/22 21:47	10
Tetrachloroethene	0.010	U	0.010	0.0036	mg/L			01/04/22 21:47	10
Trichloroethene	0.010	U	0.010	0.0046	mg/L			01/04/22 21:47	10
Vinyl chloride	0.010	U	0.010	0.0090	mg/L			01/04/22 21:47	10

Surrogate	*%Recovery*	*Qualifier*	*Limits*	*Prepared*	*Analyzed*	*Dil Fac*
1,2-Dichloroethane-d4 (Surr)	*107*		*77 - 120*		*01/04/22 21:47*	*10*
4-Bromofluorobenzene (Surr)	*104*		*73 - 120*		*01/04/22 21:47*	*10*
Dibromofluoromethane (Surr)	*99*		*75 - 123*		*01/04/22 21:47*	*10*
Toluene-d8 (Surr)	*99*		*80 - 120*		*01/04/22 21:47*	*10*

Method: 8270D - Semivolatile Organic Compounds (GC/MS) - TCLP

Analyte	Result	Qualifier	RL	MDL	Unit	D	Prepared	Analyzed	Dil Fac
1,4-Dichlorobenzene	0.040	U	0.040	0.0018	mg/L		01/04/22 15:38	01/05/22 20:24	1
2,4,5-Trichlorophenol	0.020	U	0.020	0.0019	mg/L		01/04/22 15:38	01/05/22 20:24	1
2,4,6-Trichlorophenol	0.020	U	0.020	0.0024	mg/L		01/04/22 15:38	01/05/22 20:24	1
2,4-Dinitrotoluene	0.020	U	0.020	0.0017	mg/L		01/04/22 15:38	01/05/22 20:24	1
2-Methylphenol	0.020	U	0.020	0.0016	mg/L		01/04/22 15:38	01/05/22 20:24	1
3-Methylphenol	0.040	U	0.040	0.0016	mg/L		01/04/22 15:38	01/05/22 20:24	1
4-Methylphenol	0.040	U	0.040	0.0014	mg/L		01/04/22 15:38	01/05/22 20:24	1
Hexachlorobenzene	0.020	U	0.020	0.0020	mg/L		01/04/22 15:38	01/05/22 20:24	1
Hexachlorobutadiene	0.020	U	0.020	0.0027	mg/L		01/04/22 15:38	01/05/22 20:24	1
Hexachloroethane	0.020	U	0.020	0.0023	mg/L		01/04/22 15:38	01/05/22 20:24	1
Nitrobenzene	0.020	U	0.020	0.0011	mg/L		01/04/22 15:38	01/05/22 20:24	1
Pentachlorophenol	0.040	U	0.040	0.0088	mg/L		01/04/22 15:38	01/05/22 20:24	1
Pyridine	0.10	U	0.10	0.0016	mg/L		01/04/22 15:38	01/05/22 20:24	1

Surrogate	*%Recovery*	*Qualifier*	*Limits*	*Prepared*	*Analyzed*	*Dil Fac*
2,4,6-Tribromophenol (Surr)	*97*		*41 - 120*	*01/04/22 15:38*	*01/05/22 20:24*	*1*
2-Fluorobiphenyl (Surr)	*102*		*48 - 120*	*01/04/22 15:38*	*01/05/22 20:24*	*1*
2-Fluorophenol (Surr)	*52*		*35 - 120*	*01/04/22 15:38*	*01/05/22 20:24*	*1*

Client Sample ID: PS4

Date Collected: 12/28/21 13:30
Date Received: 12/29/21 13:40

Lab Sample ID: 480-193831-4

Matrix: Solid

Method: 8270D - Semivolatile Organic Compounds (GC/MS) - TCLP (Continued)

Surrogate	*%Recovery*	*Qualifier*	*Limits*	*Prepared*	*Analyzed*	*Dil Fac*
Nitrobenzene-d5 (Surr)	*99*		*46 - 120*	*01/04/22 15:38*	*01/05/22 20:24*	*1*
Phenol-d5 (Surr)	*36*		*22 - 120*	*01/04/22 15:38*	*01/05/22 20:24*	*1*
p-Terphenyl-d14 (Surr)	*113*		*60 - 148*	*01/04/22 15:38*	*01/05/22 20:24*	*1*

Method: 8081B - Organochlorine Pesticides (GC) - TCLP

Analyte	Result	Qualifier	RL	MDL	Unit	D	Prepared	Analyzed	Dil Fac
gamma-BHC (Lindane)	0.00020	U	0.00020	0.0000060	mg/L		01/04/22 11:16	01/05/22 13:52	1
Chlordane (technical)	0.0020	U	0.0020	0.000029	mg/L		01/04/22 11:16	01/05/22 13:52	1
Endrin	0.00020	U	0.00020	0.000014	mg/L		01/04/22 11:16	01/05/22 13:52	1
Heptachlor	0.00020	U *+	0.00020	0.0000085	mg/L		01/04/22 11:16	01/05/22 13:52	1
Heptachlor epoxide	0.00020	U *+	0.00020	0.0000053	mg/L		01/04/22 11:16	01/05/22 13:52	1
Methoxychlor	0.00020	U *+	0.00020	0.000014	mg/L		01/04/22 11:16	01/05/22 13:52	1
Toxaphene	0.0020	U	0.0020	0.00012	mg/L		01/04/22 11:16	01/05/22 13:52	1

Surrogate	*%Recovery*	*Qualifier*	*Limits*	*Prepared*	*Analyzed*	*Dil Fac*
DCB Decachlorobiphenyl	*85*		*20 - 120*	*01/04/22 11:16*	*01/05/22 13:52*	*1*
Tetrachloro-m-xylene	*87*		*44 - 120*	*01/04/22 11:16*	*01/05/22 13:52*	*1*

Method: 8151 - TCLP Herbicides - TCLP

Analyte	Result	Qualifier	RL	MDL	Unit	D	Prepared	Analyzed	Dil Fac
2,4-D	0.0020	U	0.0020	0.00040	mg/L		01/04/22 11:22	01/05/22 22:15	1
Silvex (2,4,5-TP)	0.0020	U	0.0020	0.00036	mg/L		01/04/22 11:22	01/05/22 22:15	1

Surrogate	*%Recovery*	*Qualifier*	*Limits*	*Prepared*	*Analyzed*	*Dil Fac*
2,4-Dichlorophenylacetic acid	*18*	*S1-*	*48 - 132*	*01/04/22 11:22*	*01/05/22 22:15*	*1*

Method: 6010C - Metals (ICP) - TCLP

Analyte	Result	Qualifier	RL	MDL	Unit	D	Prepared	Analyzed	Dil Fac
Arsenic	0.015	U	0.015	0.0056	mg/L		01/04/22 11:41	01/04/22 20:43	1
Barium	**0.29**	**J**	1.0	0.10	mg/L		01/04/22 11:41	01/04/22 20:43	1
Cadmium	**0.0010**	**J**	0.0020	0.00050	mg/L		01/04/22 11:41	01/04/22 20:43	1
Chromium	0.020	U	0.020	0.010	mg/L		01/04/22 11:41	01/04/22 20:43	1
Lead	0.020	U	0.020	0.0030	mg/L		01/04/22 11:41	01/04/22 20:43	1
Selenium	0.025	U	0.025	0.0087	mg/L		01/04/22 11:41	01/04/22 20:43	1
Silver	0.0060	U	0.0060	0.0017	mg/L		01/04/22 11:41	01/04/22 20:43	1

Method: 7470A - TCLP Mercury - TCLP

Analyte	Result	Qualifier	RL	MDL	Unit	D	Prepared	Analyzed	Dil Fac
Mercury	0.00020	U	0.00020	0.000043	mg/L		01/04/22 12:21	01/04/22 15:17	1

General Chemistry

Analyte	Result	Qualifier	RL	MDL	Unit	D	Prepared	Analyzed	Dil Fac
Cyanide, Reactive	9.8	U	9.8	9.8	mg/Kg		01/03/22 08:30	01/04/22 12:02	1
Sulfide, Reactive	9.8	U	9.8	9.8	mg/Kg		01/03/22 08:30	01/03/22 15:15	1

Analyte	Result	Qualifier	RL	RL	Unit	D	Prepared	Analyzed	Dil Fac
Flashpoint	**>180**		50.0	50.0	Degrees F			01/09/22 08:54	1
pH	**7.9**	**HF**	0.1	0.1	SU			01/03/22 16:00	1
Temperature	**21.0**	**HF**	0.001	0.001	Degrees C			01/03/22 16:00	1

Client Sample Results

Client: Brydges Engineering in Environment & Energy DPC
Project/Site: Pilgrim Village Senior

Job ID: 480-193831-1

Client Sample ID: PS4

Lab Sample ID: 480-193831-4
Date Collected: 12/28/21 13:30
Matrix: Solid
Date Received: 12/29/21 13:40
Percent Solids: 82.6

Method: 8015D - Gasoline Range Organics (GRO) (GC)

Analyte	Result	Qualifier	RL	MDL	Unit	D	Prepared	Analyzed	Dil Fac
Gasoline Range Organics [C6 - C10]	1.2	J	1.4	0.37	mg/Kg	☼	01/03/22 07:07	01/03/22 11:56	1

Surrogate	*%Recovery*	*Qualifier*	*Limits*	*Prepared*	*Analyzed*	*Dil Fac*
a,a,a-Trifluorotoluene	*70*		*46 - 156*	*01/03/22 07:07*	*01/03/22 11:56*	*1*

Method: 8015D - Diesel Range Organics (DRO) (GC)

Analyte	Result	Qualifier	RL	MDL	Unit	D	Prepared	Analyzed	Dil Fac
Diesel Range Organics [C10-C28]	20	U	20	6.0	mg/Kg	☼	12/30/21 14:28	01/03/22 16:55	1

Surrogate	*%Recovery*	*Qualifier*	*Limits*	*Prepared*	*Analyzed*	*Dil Fac*
o-Terphenyl	*83*		*48 - 125*	*12/30/21 14:28*	*01/03/22 16:55*	*1*

Method: 8082A - Polychlorinated Biphenyls (PCBs) by Gas Chromatography

Analyte	Result	Qualifier	RL	MDL	Unit	D	Prepared	Analyzed	Dil Fac
PCB-1016	0.26	U	0.26	0.051	mg/Kg	☼	01/03/22 07:20	01/04/22 00:31	1
PCB-1221	0.26	U	0.26	0.051	mg/Kg	☼	01/03/22 07:20	01/04/22 00:31	1
PCB-1232	0.26	U	0.26	0.051	mg/Kg	☼	01/03/22 07:20	01/04/22 00:31	1
PCB-1242	0.26	U	0.26	0.051	mg/Kg	☼	01/03/22 07:20	01/04/22 00:31	1
PCB-1248	0.26	U	0.26	0.051	mg/Kg	☼	01/03/22 07:20	01/04/22 00:31	1
PCB-1254	0.26	U	0.26	0.12	mg/Kg	☼	01/03/22 07:20	01/04/22 00:31	1
PCB-1260	0.26	U	0.26	0.12	mg/Kg	☼	01/03/22 07:20	01/04/22 00:31	1
PCB-1262	0.26	U	0.26	0.12	mg/Kg	☼	01/03/22 07:20	01/04/22 00:31	1
PCB-1268	0.26	U	0.26	0.12	mg/Kg	☼	01/03/22 07:20	01/04/22 00:31	1

Surrogate	*%Recovery*	*Qualifier*	*Limits*	*Prepared*	*Analyzed*	*Dil Fac*
DCB Decachlorobiphenyl	*127*		*65 - 174*	*01/03/22 07:20*	*01/04/22 00:31*	*1*
Tetrachloro-m-xylene	*125*		*60 - 154*	*01/03/22 07:20*	*01/04/22 00:31*	*1*

Client Sample ID: PS5

Lab Sample ID: 480-193831-5
Date Collected: 12/28/21 13:36
Matrix: Solid
Date Received: 12/29/21 13:40

Method: 8260C - TCLP Volatiles - TCLP

Analyte	Result	Qualifier	RL	MDL	Unit	D	Prepared	Analyzed	Dil Fac
1,1-Dichloroethene	0.010	U	0.010	0.0029	mg/L			01/04/22 22:11	10
1,2-Dichloroethane	0.010	U	0.010	0.0021	mg/L			01/04/22 22:11	10
2-Butanone (MEK)	0.050	U	0.050	0.013	mg/L			01/04/22 22:11	10
Benzene	0.010	U	0.010	0.0041	mg/L			01/04/22 22:11	10
Carbon tetrachloride	0.010	U	0.010	0.0027	mg/L			01/04/22 22:11	10
Chlorobenzene	0.010	U	0.010	0.0075	mg/L			01/04/22 22:11	10
Chloroform	0.010	U	0.010	0.0034	mg/L			01/04/22 22:11	10
Tetrachloroethene	0.010	U	0.010	0.0036	mg/L			01/04/22 22:11	10
Trichloroethene	0.010	U	0.010	0.0046	mg/L			01/04/22 22:11	10
Vinyl chloride	0.010	U	0.010	0.0090	mg/L			01/04/22 22:11	10

Surrogate	*%Recovery*	*Qualifier*	*Limits*	*Prepared*	*Analyzed*	*Dil Fac*
1,2-Dichloroethane-d4 (Surr)	*105*		*77 - 120*		*01/04/22 22:11*	*10*
4-Bromofluorobenzene (Surr)	*105*		*73 - 120*		*01/04/22 22:11*	*10*
Dibromofluoromethane (Surr)	*101*		*75 - 123*		*01/04/22 22:11*	*10*
Toluene-d8 (Surr)	*100*		*80 - 120*		*01/04/22 22:11*	*10*

Client Sample Results

Client: Brydges Engineering in Environment & Energy DPC
Project/Site: Pilgrim Village Senior

Job ID: 480-193831-1

Client Sample ID: PS5

Date Collected: 12/28/21 13:36
Date Received: 12/29/21 13:40

Lab Sample ID: 480-193831-5

Matrix: Solid

Method: 8270D - Semivolatile Organic Compounds (GC/MS) - TCLP

Analyte	Result	Qualifier	RL	MDL	Unit	D	Prepared	Analyzed	Dil Fac
1,4-Dichlorobenzene	0.040	U	0.040	0.0018	mg/L		01/04/22 15:38	01/05/22 20:48	1
2,4,5-Trichlorophenol	0.020	U	0.020	0.0019	mg/L		01/04/22 15:38	01/05/22 20:48	1
2,4,6-Trichlorophenol	0.020	U	0.020	0.0024	mg/L		01/04/22 15:38	01/05/22 20:48	1
2,4-Dinitrotoluene	0.020	U	0.020	0.0017	mg/L		01/04/22 15:38	01/05/22 20:48	1
2-Methylphenol	0.020	U	0.020	0.0016	mg/L		01/04/22 15:38	01/05/22 20:48	1
3-Methylphenol	0.040	U	0.040	0.0016	mg/L		01/04/22 15:38	01/05/22 20:48	1
4-Methylphenol	0.040	U	0.040	0.0014	mg/L		01/04/22 15:38	01/05/22 20:48	1
Hexachlorobenzene	0.020	U	0.020	0.0020	mg/L		01/04/22 15:38	01/05/22 20:48	1
Hexachlorobutadiene	0.020	U	0.020	0.0027	mg/L		01/04/22 15:38	01/05/22 20:48	1
Hexachloroethane	0.020	U	0.020	0.0023	mg/L		01/04/22 15:38	01/05/22 20:48	1
Nitrobenzene	0.020	U	0.020	0.0011	mg/L		01/04/22 15:38	01/05/22 20:48	1
Pentachlorophenol	0.040	U	0.040	0.0088	mg/L		01/04/22 15:38	01/05/22 20:48	1
Pyridine	0.10	U	0.10	0.0016	mg/L		01/04/22 15:38	01/05/22 20:48	1

Surrogate	*%Recovery*	*Qualifier*	*Limits*	*Prepared*	*Analyzed*	*Dil Fac*
2,4,6-Tribromophenol (Surr)	*91*		*41 - 120*	*01/04/22 15:38*	*01/05/22 20:48*	*1*
2-Fluorobiphenyl (Surr)	*93*		*48 - 120*	*01/04/22 15:38*	*01/05/22 20:48*	*1*
2-Fluorophenol (Surr)	*49*		*35 - 120*	*01/04/22 15:38*	*01/05/22 20:48*	*1*
Nitrobenzene-d5 (Surr)	*92*		*46 - 120*	*01/04/22 15:38*	*01/05/22 20:48*	*1*
Phenol-d5 (Surr)	*32*		*22 - 120*	*01/04/22 15:38*	*01/05/22 20:48*	*1*
p-Terphenyl-d14 (Surr)	*100*		*60 - 148*	*01/04/22 15:38*	*01/05/22 20:48*	*1*

Method: 8081B - Organochlorine Pesticides (GC) - TCLP

Analyte	Result	Qualifier	RL	MDL	Unit	D	Prepared	Analyzed	Dil Fac
gamma-BHC (Lindane)	0.00020	U	0.00020	0.0000060	mg/L		01/04/22 11:16	01/05/22 14:11	1
Chlordane (technical)	0.0020	U	0.0020	0.000029	mg/L		01/04/22 11:16	01/05/22 14:11	1
Endrin	0.00020	U	0.00020	0.000014	mg/L		01/04/22 11:16	01/05/22 14:11	1
Heptachlor	0.00020	U *+	0.00020	0.0000085	mg/L		01/04/22 11:16	01/05/22 14:11	1
Heptachlor epoxide	0.00020	U *+	0.00020	0.0000053	mg/L		01/04/22 11:16	01/05/22 14:11	1
Methoxychlor	0.00020	U *+	0.00020	0.000014	mg/L		01/04/22 11:16	01/05/22 14:11	1
Toxaphene	0.0020	U	0.0020	0.00012	mg/L		01/04/22 11:16	01/05/22 14:11	1

Surrogate	*%Recovery*	*Qualifier*	*Limits*	*Prepared*	*Analyzed*	*Dil Fac*
DCB Decachlorobiphenyl	*71*		*20 - 120*	*01/04/22 11:16*	*01/05/22 14:11*	*1*
Tetrachloro-m-xylene	*91*		*44 - 120*	*01/04/22 11:16*	*01/05/22 14:11*	*1*

Method: 8151 - TCLP Herbicides - TCLP

Analyte	Result	Qualifier	RL	MDL	Unit	D	Prepared	Analyzed	Dil Fac
2,4-D	0.0020	U	0.0020	0.00040	mg/L		01/04/22 11:22	01/05/22 22:45	1
Silvex (2,4,5-TP)	0.0020	U	0.0020	0.00036	mg/L		01/04/22 11:22	01/05/22 22:45	1

Surrogate	*%Recovery*	*Qualifier*	*Limits*	*Prepared*	*Analyzed*	*Dil Fac*
2,4-Dichlorophenylacetic acid	*15*	*S1-*	*48 - 132*	*01/04/22 11:22*	*01/05/22 22:45*	*1*

Method: 6010C - Metals (ICP) - TCLP

Analyte	Result	Qualifier	RL	MDL	Unit	D	Prepared	Analyzed	Dil Fac
Arsenic	0.015	U	0.015	0.0056	mg/L		01/04/22 11:41	01/04/22 20:58	1
Barium	**0.59**	**J**	1.0	0.10	mg/L		01/04/22 11:41	01/04/22 20:58	1
Cadmium	**0.00056**	**J**	0.0020	0.00050	mg/L		01/04/22 11:41	01/04/22 20:58	1
Chromium	0.020	U	0.020	0.010	mg/L		01/04/22 11:41	01/04/22 20:58	1
Lead	**0.021**	**B**	0.020	0.0030	mg/L		01/04/22 11:41	01/04/22 20:58	1

Client Sample ID: PS5
Lab Sample ID: 480-193831-5

Date Collected: 12/28/21 13:36
Matrix: Solid
Date Received: 12/29/21 13:40

Method: 6010C - Metals (ICP) - TCLP (Continued)

Analyte	Result	Qualifier	RL	MDL	Unit	D	Prepared	Analyzed	Dil Fac
Selenium	0.025	U	0.025	0.0087	mg/L		01/04/22 11:41	01/04/22 20:58	1
Silver	0.0060	U	0.0060	0.0017	mg/L		01/04/22 11:41	01/04/22 20:58	1

Method: 7470A - TCLP Mercury - TCLP

Analyte	Result	Qualifier	RL	MDL	Unit	D	Prepared	Analyzed	Dil Fac
Mercury	0.00020	U	0.00020	0.000043	mg/L		01/04/22 12:21	01/04/22 15:18	1

General Chemistry

Analyte	Result	Qualifier	RL	MDL	Unit	D	Prepared	Analyzed	Dil Fac
Cyanide, Reactive	9.9	U	9.9	9.9	mg/Kg		01/03/22 08:30	01/04/22 12:04	1
Sulfide, Reactive	9.9	U	9.9	9.9	mg/Kg		01/03/22 08:30	01/03/22 15:15	1

Analyte	Result	Qualifier	RL	RL	Unit	D	Prepared	Analyzed	Dil Fac
Flashpoint	**>176**		50.0	50.0	Degrees F			01/09/22 08:49	1
pH	**7.4**	**HF**	0.1	0.1	SU			01/03/22 16:00	1
Temperature	**20.9**	**HF**	0.001	0.001	Degrees C			01/03/22 16:00	1

Client Sample ID: PS5
Lab Sample ID: 480-193831-5

Date Collected: 12/28/21 13:36
Matrix: Solid
Date Received: 12/29/21 13:40
Percent Solids: 81.9

Method: 8015D - Gasoline Range Organics (GRO) (GC)

Analyte	Result	Qualifier	RL	MDL	Unit	D	Prepared	Analyzed	Dil Fac
Gasoline Range Organics [C6 - C10]	**1.2**	**J**	1.5	0.39	mg/Kg	☼	01/03/22 07:07	01/03/22 12:32	1

Surrogate	*%Recovery*	*Qualifier*	*Limits*	*Prepared*	*Analyzed*	*Dil Fac*
a,a,a-Trifluorotoluene	*84*		*46 - 156*	*01/03/22 07:07*	*01/03/22 12:32*	*1*

Method: 8015D - Diesel Range Organics (DRO) (GC)

Analyte	Result	Qualifier	RL	MDL	Unit	D	Prepared	Analyzed	Dil Fac
Diesel Range Organics [C10-C28]	**7.8**	**J**	20	6.0	mg/Kg	☼	12/30/21 14:28	01/03/22 17:31	1

Surrogate	*%Recovery*	*Qualifier*	*Limits*	*Prepared*	*Analyzed*	*Dil Fac*
o-Terphenyl	*76*		*48 - 125*	*12/30/21 14:28*	*01/03/22 17:31*	*1*

Method: 8082A - Polychlorinated Biphenyls (PCBs) by Gas Chromatography

Analyte	Result	Qualifier	RL	MDL	Unit	D	Prepared	Analyzed	Dil Fac
PCB-1016	0.29	U	0.29	0.056	mg/Kg	☼	01/03/22 07:20	01/04/22 00:44	1
PCB-1221	0.29	U	0.29	0.056	mg/Kg	☼	01/03/22 07:20	01/04/22 00:44	1
PCB-1232	0.29	U	0.29	0.056	mg/Kg	☼	01/03/22 07:20	01/04/22 00:44	1
PCB-1242	0.29	U	0.29	0.056	mg/Kg	☼	01/03/22 07:20	01/04/22 00:44	1
PCB-1248	0.29	U	0.29	0.056	mg/Kg	☼	01/03/22 07:20	01/04/22 00:44	1
PCB-1254	0.29	U	0.29	0.13	mg/Kg	☼	01/03/22 07:20	01/04/22 00:44	1
PCB-1260	0.29	U	0.29	0.13	mg/Kg	☼	01/03/22 07:20	01/04/22 00:44	1
PCB-1262	0.29	U	0.29	0.13	mg/Kg	☼	01/03/22 07:20	01/04/22 00:44	1
PCB-1268	0.29	U	0.29	0.13	mg/Kg	☼	01/03/22 07:20	01/04/22 00:44	1

Surrogate	*%Recovery*	*Qualifier*	*Limits*	*Prepared*	*Analyzed*	*Dil Fac*
DCB Decachlorobiphenyl	*134*		*65 - 174*	*01/03/22 07:20*	*01/04/22 00:44*	*1*
Tetrachloro-m-xylene	*129*		*60 - 154*	*01/03/22 07:20*	*01/04/22 00:44*	*1*

Client Sample Results

Client: Brydges Engineering in Environment & Energy DPC
Project/Site: Pilgrim Village Senior

Job ID: 480-193831-1

Client Sample ID: PS6

Date Collected: 12/28/21 13:42
Date Received: 12/29/21 13:40

Lab Sample ID: 480-193831-6

Matrix: Solid

Method: 8260C - TCLP Volatiles - TCLP

Analyte	Result	Qualifier	RL	MDL	Unit	D	Prepared	Analyzed	Dil Fac
1,1-Dichloroethene	0.010	U	0.010	0.0029	mg/L			01/04/22 22:35	10
1,2-Dichloroethane	0.010	U	0.010	0.0021	mg/L			01/04/22 22:35	10
2-Butanone (MEK)	0.050	U	0.050	0.013	mg/L			01/04/22 22:35	10
Benzene	0.010	U	0.010	0.0041	mg/L			01/04/22 22:35	10
Carbon tetrachloride	0.010	U	0.010	0.0027	mg/L			01/04/22 22:35	10
Chlorobenzene	0.010	U	0.010	0.0075	mg/L			01/04/22 22:35	10
Chloroform	0.010	U	0.010	0.0034	mg/L			01/04/22 22:35	10
Tetrachloroethene	0.010	U	0.010	0.0036	mg/L			01/04/22 22:35	10
Trichloroethene	0.010	U	0.010	0.0046	mg/L			01/04/22 22:35	10
Vinyl chloride	0.010	U	0.010	0.0090	mg/L			01/04/22 22:35	10

Surrogate	*%Recovery*	*Qualifier*	*Limits*	*Prepared*	*Analyzed*	*Dil Fac*
1,2-Dichloroethane-d4 (Surr)	*104*		*77 - 120*		*01/04/22 22:35*	*10*
4-Bromofluorobenzene (Surr)	*103*		*73 - 120*		*01/04/22 22:35*	*10*
Dibromofluoromethane (Surr)	*105*		*75 - 123*		*01/04/22 22:35*	*10*
Toluene-d8 (Surr)	*99*		*80 - 120*		*01/04/22 22:35*	*10*

Method: 8270D - Semivolatile Organic Compounds (GC/MS) - TCLP

Analyte	Result	Qualifier	RL	MDL	Unit	D	Prepared	Analyzed	Dil Fac
1,4-Dichlorobenzene	0.040	U	0.040	0.0018	mg/L		01/04/22 15:38	01/05/22 21:12	1
2,4,5-Trichlorophenol	0.020	U	0.020	0.0019	mg/L		01/04/22 15:38	01/05/22 21:12	1
2,4,6-Trichlorophenol	0.020	U	0.020	0.0024	mg/L		01/04/22 15:38	01/05/22 21:12	1
2,4-Dinitrotoluene	0.020	U	0.020	0.0017	mg/L		01/04/22 15:38	01/05/22 21:12	1
2-Methylphenol	0.020	U	0.020	0.0016	mg/L		01/04/22 15:38	01/05/22 21:12	1
3-Methylphenol	0.040	U	0.040	0.0016	mg/L		01/04/22 15:38	01/05/22 21:12	1
4-Methylphenol	0.040	U	0.040	0.0014	mg/L		01/04/22 15:38	01/05/22 21:12	1
Hexachlorobenzene	0.020	U	0.020	0.0020	mg/L		01/04/22 15:38	01/05/22 21:12	1
Hexachlorobutadiene	0.020	U	0.020	0.0027	mg/L		01/04/22 15:38	01/05/22 21:12	1
Hexachloroethane	0.020	U	0.020	0.0023	mg/L		01/04/22 15:38	01/05/22 21:12	1
Nitrobenzene	0.020	U	0.020	0.0011	mg/L		01/04/22 15:38	01/05/22 21:12	1
Pentachlorophenol	0.040	U	0.040	0.0088	mg/L		01/04/22 15:38	01/05/22 21:12	1
Pyridine	0.10	U	0.10	0.0016	mg/L		01/04/22 15:38	01/05/22 21:12	1

Surrogate	*%Recovery*	*Qualifier*	*Limits*	*Prepared*	*Analyzed*	*Dil Fac*
2,4,6-Tribromophenol (Surr)	*92*		*41 - 120*	*01/04/22 15:38*	*01/05/22 21:12*	*1*
2-Fluorobiphenyl (Surr)	*94*		*48 - 120*	*01/04/22 15:38*	*01/05/22 21:12*	*1*
2-Fluorophenol (Surr)	*51*		*35 - 120*	*01/04/22 15:38*	*01/05/22 21:12*	*1*
Nitrobenzene-d5 (Surr)	*94*		*46 - 120*	*01/04/22 15:38*	*01/05/22 21:12*	*1*
Phenol-d5 (Surr)	*34*		*22 - 120*	*01/04/22 15:38*	*01/05/22 21:12*	*1*
p-Terphenyl-d14 (Surr)	*102*		*60 - 148*	*01/04/22 15:38*	*01/05/22 21:12*	*1*

Method: 8081B - Organochlorine Pesticides (GC) - TCLP

Analyte	Result	Qualifier	RL	MDL	Unit	D	Prepared	Analyzed	Dil Fac
gamma-BHC (Lindane)	0.00020	U	0.00020	0.0000060	mg/L		01/04/22 11:16	01/05/22 14:31	1
Chlordane (technical)	0.0020	U	0.0020	0.000029	mg/L		01/04/22 11:16	01/05/22 14:31	1
Endrin	0.00020	U	0.00020	0.000014	mg/L		01/04/22 11:16	01/05/22 14:31	1
Heptachlor	0.00020	U *+	0.00020	0.0000085	mg/L		01/04/22 11:16	01/05/22 14:31	1
Heptachlor epoxide	0.00020	U *+	0.00020	0.0000053	mg/L		01/04/22 11:16	01/05/22 14:31	1
Methoxychlor	0.00020	U *+	0.00020	0.000014	mg/L		01/04/22 11:16	01/05/22 14:31	1
Toxaphene	0.0020	U	0.0020	0.00012	mg/L		01/04/22 11:16	01/05/22 14:31	1

Client Sample ID: PS6
Lab Sample ID: 480-193831-6

Date Collected: 12/28/21 13:42
Matrix: Solid
Date Received: 12/29/21 13:40

Surrogate	*%Recovery*	*Qualifier*	*Limits*	*Prepared*	*Analyzed*	*Dil Fac*
DCB Decachlorobiphenyl	*87*		*20 - 120*	*01/04/22 11:16*	*01/05/22 14:31*	*1*
Tetrachloro-m-xylene	*96*		*44 - 120*	*01/04/22 11:16*	*01/05/22 14:31*	*1*

Method: 8151 - TCLP Herbicides - TCLP

Analyte	Result	Qualifier	RL	MDL	Unit	D	Prepared	Analyzed	Dil Fac
2,4-D	0.0020	U	0.0020	0.00040	mg/L		01/04/22 11:22	01/05/22 23:14	1
Silvex (2,4,5-TP)	0.0020	U	0.0020	0.00036	mg/L		01/04/22 11:22	01/05/22 23:14	1

Surrogate	*%Recovery*	*Qualifier*	*Limits*	*Prepared*	*Analyzed*	*Dil Fac*
2,4-Dichlorophenylacetic acid	*23*	*S1-*	*48 - 132*	*01/04/22 11:22*	*01/05/22 23:14*	*1*

Method: 6010C - Metals (ICP) - TCLP

Analyte	Result	Qualifier	RL	MDL	Unit	D	Prepared	Analyzed	Dil Fac
Arsenic	0.015	U	0.015	0.0056	mg/L		01/04/22 11:41	01/04/22 21:02	1
Barium	**0.49**	**J**	1.0	0.10	mg/L		01/04/22 11:41	01/04/22 21:02	1
Cadmium	**0.0010**	**J**	0.0020	0.00050	mg/L		01/04/22 11:41	01/04/22 21:02	1
Chromium	0.020	U	0.020	0.010	mg/L		01/04/22 11:41	01/04/22 21:02	1
Lead	**0.030**	**B**	0.020	0.0030	mg/L		01/04/22 11:41	01/04/22 21:02	1
Selenium	0.025	U	0.025	0.0087	mg/L		01/04/22 11:41	01/04/22 21:02	1
Silver	0.0060	U	0.0060	0.0017	mg/L		01/04/22 11:41	01/04/22 21:02	1

Method: 7470A - TCLP Mercury - TCLP

Analyte	Result	Qualifier	RL	MDL	Unit	D	Prepared	Analyzed	Dil Fac
Mercury	0.00020	U	0.00020	0.000043	mg/L		01/04/22 12:21	01/04/22 15:20	1

General Chemistry

Analyte	Result	Qualifier	RL	MDL	Unit	D	Prepared	Analyzed	Dil Fac
Cyanide, Reactive	9.9	U	9.9	9.9	mg/Kg		01/03/22 08:30	01/04/22 12:05	1
Sulfide, Reactive	9.9	U	9.9	9.9	mg/Kg		01/03/22 08:30	01/03/22 15:15	1

Analyte	Result	Qualifier	RL	RL	Unit	D	Prepared	Analyzed	Dil Fac
Flashpoint	**>180**		50.0	50.0	Degrees F			01/09/22 08:54	1
pH	**7.5**	**HF**	0.1	0.1	SU			01/03/22 16:00	1
Temperature	**21.2**	**HF**	0.001	0.001	Degrees C			01/03/22 16:00	1

Client Sample ID: PS6
Lab Sample ID: 480-193831-6

Date Collected: 12/28/21 13:42
Matrix: Solid
Date Received: 12/29/21 13:40
Percent Solids: 80.1

Method: 8015D - Gasoline Range Organics (GRO) (GC)

Analyte	Result	Qualifier	RL	MDL	Unit	D	Prepared	Analyzed	Dil Fac
Gasoline Range Organics [C6 - C10]	**1.2**	**J**	1.4	0.37	mg/Kg	☼	01/03/22 07:07	01/03/22 13:08	1

Surrogate	*%Recovery*	*Qualifier*	*Limits*	*Prepared*	*Analyzed*	*Dil Fac*
a,a,a-Trifluorotoluene	*85*		*46 - 156*	*01/03/22 07:07*	*01/03/22 13:08*	*1*

Method: 8015D - Diesel Range Organics (DRO) (GC)

Analyte	Result	Qualifier	RL	MDL	Unit	D	Prepared	Analyzed	Dil Fac
Diesel Range Organics [C10-C28]	**11**	**J**	22	6.4	mg/Kg	☼	12/30/21 14:28	01/03/22 18:07	1

Surrogate	*%Recovery*	*Qualifier*	*Limits*	*Prepared*	*Analyzed*	*Dil Fac*
o-Terphenyl	*82*		*48 - 125*	*12/30/21 14:28*	*01/03/22 18:07*	*1*

Client Sample ID: PS6

Lab Sample ID: 480-193831-6
Date Collected: 12/28/21 13:42
Matrix: Solid
Date Received: 12/29/21 13:40
Percent Solids: 80.1

Method: 8082A - Polychlorinated Biphenyls (PCBs) by Gas Chromatography

Analyte	Result	Qualifier	RL	MDL	Unit	D	Prepared	Analyzed	Dil Fac
PCB-1016	0.30	U	0.30	0.059	mg/Kg	☼	01/03/22 07:20	01/04/22 00:57	1
PCB-1221	0.30	U	0.30	0.059	mg/Kg	☼	01/03/22 07:20	01/04/22 00:57	1
PCB-1232	0.30	U	0.30	0.059	mg/Kg	☼	01/03/22 07:20	01/04/22 00:57	1
PCB-1242	0.30	U	0.30	0.059	mg/Kg	☼	01/03/22 07:20	01/04/22 00:57	1
PCB-1248	0.30	U	0.30	0.059	mg/Kg	☼	01/03/22 07:20	01/04/22 00:57	1
PCB-1254	0.30	U	0.30	0.14	mg/Kg	☼	01/03/22 07:20	01/04/22 00:57	1
PCB-1260	0.30	U	0.30	0.14	mg/Kg	☼	01/03/22 07:20	01/04/22 00:57	1
PCB-1262	0.30	U	0.30	0.14	mg/Kg	☼	01/03/22 07:20	01/04/22 00:57	1
PCB-1268	0.30	U	0.30	0.14	mg/Kg	☼	01/03/22 07:20	01/04/22 00:57	1

Surrogate	*%Recovery*	*Qualifier*	*Limits*	*Prepared*	*Analyzed*	*Dil Fac*
DCB Decachlorobiphenyl	*136*		*65 - 174*	*01/03/22 07:20*	*01/04/22 00:57*	*1*
Tetrachloro-m-xylene	*125*		*60 - 154*	*01/03/22 07:20*	*01/04/22 00:57*	*1*

Client Sample ID: PS7

Lab Sample ID: 480-193831-7
Date Collected: 12/28/21 13:48
Matrix: Solid
Date Received: 12/29/21 13:40

Method: 8260C - TCLP Volatiles - TCLP

Analyte	Result	Qualifier	RL	MDL	Unit	D	Prepared	Analyzed	Dil Fac
1,1-Dichloroethene	0.010	U	0.010	0.0029	mg/L			01/04/22 22:58	10
1,2-Dichloroethane	0.010	U	0.010	0.0021	mg/L			01/04/22 22:58	10
2-Butanone (MEK)	0.050	U	0.050	0.013	mg/L			01/04/22 22:58	10
Benzene	0.010	U	0.010	0.0041	mg/L			01/04/22 22:58	10
Carbon tetrachloride	0.010	U	0.010	0.0027	mg/L			01/04/22 22:58	10
Chlorobenzene	0.010	U	0.010	0.0075	mg/L			01/04/22 22:58	10
Chloroform	0.010	U	0.010	0.0034	mg/L			01/04/22 22:58	10
Tetrachloroethene	0.010	U	0.010	0.0036	mg/L			01/04/22 22:58	10
Trichloroethene	0.010	U	0.010	0.0046	mg/L			01/04/22 22:58	10
Vinyl chloride	0.010	U	0.010	0.0090	mg/L			01/04/22 22:58	10

Surrogate	*%Recovery*	*Qualifier*	*Limits*	*Prepared*	*Analyzed*	*Dil Fac*
1,2-Dichloroethane-d4 (Surr)	*105*		*77 - 120*		*01/04/22 22:58*	*10*
4-Bromofluorobenzene (Surr)	*103*		*73 - 120*		*01/04/22 22:58*	*10*
Dibromofluoromethane (Surr)	*102*		*75 - 123*		*01/04/22 22:58*	*10*
Toluene-d8 (Surr)	*100*		*80 - 120*		*01/04/22 22:58*	*10*

Method: 8270D - Semivolatile Organic Compounds (GC/MS) - TCLP

Analyte	Result	Qualifier	RL	MDL	Unit	D	Prepared	Analyzed	Dil Fac
1,4-Dichlorobenzene	0.040	U	0.040	0.0018	mg/L		01/04/22 15:38	01/05/22 21:36	1
2,4,5-Trichlorophenol	0.020	U	0.020	0.0019	mg/L		01/04/22 15:38	01/05/22 21:36	1
2,4,6-Trichlorophenol	0.020	U	0.020	0.0024	mg/L		01/04/22 15:38	01/05/22 21:36	1
2,4-Dinitrotoluene	0.020	U	0.020	0.0017	mg/L		01/04/22 15:38	01/05/22 21:36	1
2-Methylphenol	0.020	U	0.020	0.0016	mg/L		01/04/22 15:38	01/05/22 21:36	1
3-Methylphenol	0.040	U	0.040	0.0016	mg/L		01/04/22 15:38	01/05/22 21:36	1
4-Methylphenol	0.040	U	0.040	0.0014	mg/L		01/04/22 15:38	01/05/22 21:36	1
Hexachlorobenzene	0.020	U	0.020	0.0020	mg/L		01/04/22 15:38	01/05/22 21:36	1
Hexachlorobutadiene	0.020	U	0.020	0.0027	mg/L		01/04/22 15:38	01/05/22 21:36	1
Hexachloroethane	0.020	U	0.020	0.0023	mg/L		01/04/22 15:38	01/05/22 21:36	1
Nitrobenzene	0.020	U	0.020	0.0011	mg/L		01/04/22 15:38	01/05/22 21:36	1
Pentachlorophenol	0.040	U	0.040	0.0088	mg/L		01/04/22 15:38	01/05/22 21:36	1

Client Sample ID: PS7

Date Collected: 12/28/21 13:48
Date Received: 12/29/21 13:40

Lab Sample ID: 480-193831-7

Matrix: Solid

Method: 8270D - Semivolatile Organic Compounds (GC/MS) - TCLP (Continued)

Analyte	Result	Qualifier	RL	MDL	Unit	D	Prepared	Analyzed	Dil Fac
Pyridine	0.10	U	0.10	0.0016	mg/L		01/04/22 15:38	01/05/22 21:36	1

Surrogate	*%Recovery*	*Qualifier*	*Limits*	*Prepared*	*Analyzed*	*Dil Fac*
2,4,6-Tribromophenol (Surr)	*82*		*41 - 120*	*01/04/22 15:38*	*01/05/22 21:36*	*1*
2-Fluorobiphenyl (Surr)	*88*		*48 - 120*	*01/04/22 15:38*	*01/05/22 21:36*	*1*
2-Fluorophenol (Surr)	*48*		*35 - 120*	*01/04/22 15:38*	*01/05/22 21:36*	*1*
Nitrobenzene-d5 (Surr)	*86*		*46 - 120*	*01/04/22 15:38*	*01/05/22 21:36*	*1*
Phenol-d5 (Surr)	*33*		*22 - 120*	*01/04/22 15:38*	*01/05/22 21:36*	*1*
p-Terphenyl-d14 (Surr)	*104*		*60 - 148*	*01/04/22 15:38*	*01/05/22 21:36*	*1*

Method: 8081B - Organochlorine Pesticides (GC) - TCLP

Analyte	Result	Qualifier	RL	MDL	Unit	D	Prepared	Analyzed	Dil Fac
gamma-BHC (Lindane)	0.00020	U	0.00020	0.0000060	mg/L		01/04/22 11:16	01/05/22 14:51	1
Chlordane (technical)	0.0020	U	0.0020	0.000029	mg/L		01/04/22 11:16	01/05/22 14:51	1
Endrin	0.00020	U	0.00020	0.000014	mg/L		01/04/22 11:16	01/05/22 14:51	1
Heptachlor	0.00020	U *+	0.00020	0.0000085	mg/L		01/04/22 11:16	01/05/22 14:51	1
Heptachlor epoxide	0.00020	U *+	0.00020	0.0000053	mg/L		01/04/22 11:16	01/05/22 14:51	1
Methoxychlor	0.00020	U *+	0.00020	0.000014	mg/L		01/04/22 11:16	01/05/22 14:51	1
Toxaphene	0.0020	U	0.0020	0.00012	mg/L		01/04/22 11:16	01/05/22 14:51	1

Surrogate	*%Recovery*	*Qualifier*	*Limits*	*Prepared*	*Analyzed*	*Dil Fac*
DCB Decachlorobiphenyl	*81*		*20 - 120*	*01/04/22 11:16*	*01/05/22 14:51*	*1*
Tetrachloro-m-xylene	*89*		*44 - 120*	*01/04/22 11:16*	*01/05/22 14:51*	*1*

Method: 8151 - TCLP Herbicides - TCLP

Analyte	Result	Qualifier	RL	MDL	Unit	D	Prepared	Analyzed	Dil Fac
2,4-D	0.0020	U	0.0020	0.00040	mg/L		01/04/22 11:22	01/05/22 23:44	1
Silvex (2,4,5-TP)	0.0020	U	0.0020	0.00036	mg/L		01/04/22 11:22	01/05/22 23:44	1

Surrogate	*%Recovery*	*Qualifier*	*Limits*	*Prepared*	*Analyzed*	*Dil Fac*
2,4-Dichlorophenylacetic acid	*18*	*S1-*	*48 - 132*	*01/04/22 11:22*	*01/05/22 23:44*	*1*

Method: 6010C - Metals (ICP) - TCLP

Analyte	Result	Qualifier	RL	MDL	Unit	D	Prepared	Analyzed	Dil Fac
Arsenic	0.015	U	0.015	0.0056	mg/L		01/04/22 11:41	01/04/22 21:06	1
Barium	**0.54**	**J**	1.0	0.10	mg/L		01/04/22 11:41	01/04/22 21:06	1
Cadmium	0.0020	U	0.0020	0.00050	mg/L		01/04/22 11:41	01/04/22 21:06	1
Chromium	0.020	U	0.020	0.010	mg/L		01/04/22 11:41	01/04/22 21:06	1
Lead	0.020	U	0.020	0.0030	mg/L		01/04/22 11:41	01/04/22 21:06	1
Selenium	0.025	U	0.025	0.0087	mg/L		01/04/22 11:41	01/04/22 21:06	1
Silver	0.0060	U	0.0060	0.0017	mg/L		01/04/22 11:41	01/04/22 21:06	1

Method: 7470A - TCLP Mercury - TCLP

Analyte	Result	Qualifier	RL	MDL	Unit	D	Prepared	Analyzed	Dil Fac
Mercury	0.00020	U	0.00020	0.000043	mg/L		01/04/22 12:21	01/04/22 15:21	1

General Chemistry

Analyte	Result	Qualifier	RL	MDL	Unit	D	Prepared	Analyzed	Dil Fac
Cyanide, Reactive	9.9	U	9.9	9.9	mg/Kg		01/03/22 08:30	01/04/22 12:07	1
Sulfide, Reactive	9.9	U	9.9	9.9	mg/Kg		01/03/22 08:30	01/03/22 15:15	1

Client Sample ID: PS7
Lab Sample ID: 480-193831-7
Date Collected: 12/28/21 13:48
Matrix: Solid
Date Received: 12/29/21 13:40

Analyte	Result	Qualifier	RL	RL	Unit	D	Prepared	Analyzed	Dil Fac
Flashpoint	>180		50.0	50.0	Degrees F			01/09/22 08:54	1
pH	8.0	HF	0.1	0.1	SU			01/03/22 16:00	1
Temperature	20.9	HF	0.001	0.001	Degrees C			01/03/22 16:00	1

Client Sample ID: PS7
Lab Sample ID: 480-193831-7
Date Collected: 12/28/21 13:48
Matrix: Solid
Date Received: 12/29/21 13:40
Percent Solids: 81.4

Method: 8015D - Gasoline Range Organics (GRO) (GC)

Analyte	Result	Qualifier	RL	MDL	Unit	D	Prepared	Analyzed	Dil Fac
Gasoline Range Organics [C6 - C10]	1.4	U	1.4	0.38	mg/Kg	☼	01/03/22 07:07	01/03/22 15:32	1

Surrogate	*%Recovery*	*Qualifier*	*Limits*	*Prepared*	*Analyzed*	*Dil Fac*
a,a,a-Trifluorotoluene	*94*		*46 - 156*	*01/03/22 07:07*	*01/03/22 15:32*	*1*

Method: 8015D - Diesel Range Organics (DRO) (GC)

Analyte	Result	Qualifier	RL	MDL	Unit	D	Prepared	Analyzed	Dil Fac
Diesel Range Organics [C10-C28]	20	U	20	6.0	mg/Kg	☼	12/30/21 14:28	01/03/22 18:42	1

Surrogate	*%Recovery*	*Qualifier*	*Limits*	*Prepared*	*Analyzed*	*Dil Fac*
o-Terphenyl	*79*		*48 - 125*	*12/30/21 14:28*	*01/03/22 18:42*	*1*

Method: 8082A - Polychlorinated Biphenyls (PCBs) by Gas Chromatography

Analyte	Result	Qualifier	RL	MDL	Unit	D	Prepared	Analyzed	Dil Fac
PCB-1016	0.28	U	0.28	0.055	mg/Kg	☼	01/03/22 09:48	01/04/22 18:55	1
PCB-1221	0.28	U	0.28	0.055	mg/Kg	☼	01/03/22 09:48	01/04/22 18:55	1
PCB-1232	0.28	U	0.28	0.055	mg/Kg	☼	01/03/22 09:48	01/04/22 18:55	1
PCB-1242	0.28	U	0.28	0.055	mg/Kg	☼	01/03/22 09:48	01/04/22 18:55	1
PCB-1248	0.28	U	0.28	0.055	mg/Kg	☼	01/03/22 09:48	01/04/22 18:55	1
PCB-1254	0.28	U	0.28	0.13	mg/Kg	☼	01/03/22 09:48	01/04/22 18:55	1
PCB-1260	0.28	U	0.28	0.13	mg/Kg	☼	01/03/22 09:48	01/04/22 18:55	1
PCB-1262	0.28	U	0.28	0.13	mg/Kg	☼	01/03/22 09:48	01/04/22 18:55	1
PCB-1268	0.28	U	0.28	0.13	mg/Kg	☼	01/03/22 09:48	01/04/22 18:55	1

Surrogate	*%Recovery*	*Qualifier*	*Limits*	*Prepared*	*Analyzed*	*Dil Fac*
DCB Decachlorobiphenyl	*138*		*65 - 174*	*01/03/22 09:48*	*01/04/22 18:55*	*1*
Tetrachloro-m-xylene	*139*		*60 - 154*	*01/03/22 09:48*	*01/04/22 18:55*	*1*

Client Sample ID: PS8
Lab Sample ID: 480-193831-8
Date Collected: 12/28/21 13:54
Matrix: Solid
Date Received: 12/29/21 13:40

Method: 8260C - TCLP Volatiles - TCLP

Analyte	Result	Qualifier	RL	MDL	Unit	D	Prepared	Analyzed	Dil Fac
1,1-Dichloroethene	0.010	U	0.010	0.0029	mg/L			01/04/22 23:22	10
1,2-Dichloroethane	0.010	U	0.010	0.0021	mg/L			01/04/22 23:22	10
2-Butanone (MEK)	0.050	U	0.050	0.013	mg/L			01/04/22 23:22	10
Benzene	0.010	U	0.010	0.0041	mg/L			01/04/22 23:22	10
Carbon tetrachloride	0.010	U	0.010	0.0027	mg/L			01/04/22 23:22	10
Chlorobenzene	0.010	U	0.010	0.0075	mg/L			01/04/22 23:22	10
Chloroform	0.010	U	0.010	0.0034	mg/L			01/04/22 23:22	10
Tetrachloroethene	0.010	U	0.010	0.0036	mg/L			01/04/22 23:22	10
Trichloroethene	0.010	U	0.010	0.0046	mg/L			01/04/22 23:22	10

Client Sample Results

Client: Brydges Engineering in Environment & Energy DPC
Project/Site: Pilgrim Village Senior

Job ID: 480-193831-1

Client Sample ID: PS8

Date Collected: 12/28/21 13:54
Date Received: 12/29/21 13:40

Lab Sample ID: 480-193831-8

Matrix: Solid

Method: 8260C - TCLP Volatiles - TCLP (Continued)

Analyte	Result	Qualifier	RL	MDL	Unit	D	Prepared	Analyzed	Dil Fac
Vinyl chloride	0.010	U	0.010	0.0090	mg/L			01/04/22 23:22	10

Surrogate	*%Recovery*	*Qualifier*	*Limits*	*Prepared*	*Analyzed*	*Dil Fac*
1,2-Dichloroethane-d4 (Surr)	*105*		*77 - 120*		*01/04/22 23:22*	*10*
4-Bromofluorobenzene (Surr)	*102*		*73 - 120*		*01/04/22 23:22*	*10*
Dibromofluoromethane (Surr)	*103*		*75 - 123*		*01/04/22 23:22*	*10*
Toluene-d8 (Surr)	*99*		*80 - 120*		*01/04/22 23:22*	*10*

Method: 8270D - Semivolatile Organic Compounds (GC/MS) - TCLP

Analyte	Result	Qualifier	RL	MDL	Unit	D	Prepared	Analyzed	Dil Fac
1,4-Dichlorobenzene	0.040	U	0.040	0.0018	mg/L		01/04/22 15:38	01/05/22 22:00	1
2,4,5-Trichlorophenol	0.020	U	0.020	0.0019	mg/L		01/04/22 15:38	01/05/22 22:00	1
2,4,6-Trichlorophenol	0.020	U	0.020	0.0024	mg/L		01/04/22 15:38	01/05/22 22:00	1
2,4-Dinitrotoluene	0.020	U	0.020	0.0017	mg/L		01/04/22 15:38	01/05/22 22:00	1
2-Methylphenol	0.020	U	0.020	0.0016	mg/L		01/04/22 15:38	01/05/22 22:00	1
3-Methylphenol	0.040	U	0.040	0.0016	mg/L		01/04/22 15:38	01/05/22 22:00	1
4-Methylphenol	0.040	U	0.040	0.0014	mg/L		01/04/22 15:38	01/05/22 22:00	1
Hexachlorobenzene	0.020	U	0.020	0.0020	mg/L		01/04/22 15:38	01/05/22 22:00	1
Hexachlorobutadiene	0.020	U	0.020	0.0027	mg/L		01/04/22 15:38	01/05/22 22:00	1
Hexachloroethane	0.020	U	0.020	0.0023	mg/L		01/04/22 15:38	01/05/22 22:00	1
Nitrobenzene	0.020	U	0.020	0.0011	mg/L		01/04/22 15:38	01/05/22 22:00	1
Pentachlorophenol	0.040	U	0.040	0.0088	mg/L		01/04/22 15:38	01/05/22 22:00	1
Pyridine	0.10	U	0.10	0.0016	mg/L		01/04/22 15:38	01/05/22 22:00	1

Surrogate	*%Recovery*	*Qualifier*	*Limits*	*Prepared*	*Analyzed*	*Dil Fac*
2,4,6-Tribromophenol (Surr)	*94*		*41 - 120*	*01/04/22 15:38*	*01/05/22 22:00*	*1*
2-Fluorobiphenyl (Surr)	*86*		*48 - 120*	*01/04/22 15:38*	*01/05/22 22:00*	*1*
2-Fluorophenol (Surr)	*47*		*35 - 120*	*01/04/22 15:38*	*01/05/22 22:00*	*1*
Nitrobenzene-d5 (Surr)	*86*		*46 - 120*	*01/04/22 15:38*	*01/05/22 22:00*	*1*
Phenol-d5 (Surr)	*30*		*22 - 120*	*01/04/22 15:38*	*01/05/22 22:00*	*1*
p-Terphenyl-d14 (Surr)	*112*		*60 - 148*	*01/04/22 15:38*	*01/05/22 22:00*	*1*

Method: 8081B - Organochlorine Pesticides (GC) - TCLP

Analyte	Result	Qualifier	RL	MDL	Unit	D	Prepared	Analyzed	Dil Fac
gamma-BHC (Lindane)	0.00020	U	0.00020	0.0000060	mg/L		01/04/22 11:16	01/05/22 15:10	1
Chlordane (technical)	0.0020	U	0.0020	0.000029	mg/L		01/04/22 11:16	01/05/22 15:10	1
Endrin	0.00020	U	0.00020	0.000014	mg/L		01/04/22 11:16	01/05/22 15:10	1
Heptachlor	0.00020	U *+	0.00020	0.0000085	mg/L		01/04/22 11:16	01/05/22 15:10	1
Heptachlor epoxide	0.00020	U *+	0.00020	0.0000053	mg/L		01/04/22 11:16	01/05/22 15:10	1
Methoxychlor	0.00020	U *+	0.00020	0.000014	mg/L		01/04/22 11:16	01/05/22 15:10	1
Toxaphene	0.0020	U	0.0020	0.00012	mg/L		01/04/22 11:16	01/05/22 15:10	1

Surrogate	*%Recovery*	*Qualifier*	*Limits*	*Prepared*	*Analyzed*	*Dil Fac*
DCB Decachlorobiphenyl	*89*		*20 - 120*	*01/04/22 11:16*	*01/05/22 15:10*	*1*
Tetrachloro-m-xylene	*89*		*44 - 120*	*01/04/22 11:16*	*01/05/22 15:10*	*1*

Method: 8151 - TCLP Herbicides - TCLP

Analyte	Result	Qualifier	RL	MDL	Unit	D	Prepared	Analyzed	Dil Fac
2,4-D	0.0020	U	0.0020	0.00040	mg/L		01/04/22 11:22	01/06/22 00:14	1
Silvex (2,4,5-TP)	0.0020	U	0.0020	0.00036	mg/L		01/04/22 11:22	01/06/22 00:14	1

Client Sample ID: PS8

Lab Sample ID: 480-193831-8

Date Collected: 12/28/21 13:54
Matrix: Solid
Date Received: 12/29/21 13:40

Surrogate	%Recovery	Qualifier	Limits	Prepared	Analyzed	Dil Fac
2,4-Dichlorophenylacetic acid	35	S1-	48 - 132	01/04/22 11:22	01/06/22 00:14	1

Method: 6010C - Metals (ICP) - TCLP

Analyte	Result	Qualifier	RL	MDL	Unit	D	Prepared	Analyzed	Dil Fac
Arsenic	0.015	U	0.015	0.0056	mg/L		01/04/22 11:41	01/04/22 21:10	1
Barium	**0.42**	**J**	1.0	0.10	mg/L		01/04/22 11:41	01/04/22 21:10	1
Cadmium	**0.0013**	**J**	0.0020	0.00050	mg/L		01/04/22 11:41	01/04/22 21:10	1
Chromium	0.020	U	0.020	0.010	mg/L		01/04/22 11:41	01/04/22 21:10	1
Lead	0.020	U	0.020	0.0030	mg/L		01/04/22 11:41	01/04/22 21:10	1
Selenium	0.025	U	0.025	0.0087	mg/L		01/04/22 11:41	01/04/22 21:10	1
Silver	0.0060	U	0.0060	0.0017	mg/L		01/04/22 11:41	01/04/22 21:10	1

Method: 7470A - TCLP Mercury - TCLP

Analyte	Result	Qualifier	RL	MDL	Unit	D	Prepared	Analyzed	Dil Fac
Mercury	0.00020	U	0.00020	0.000043	mg/L		01/04/22 12:21	01/04/22 15:22	1

General Chemistry

Analyte	Result	Qualifier	RL	MDL	Unit	D	Prepared	Analyzed	Dil Fac
Cyanide, Reactive	10	U	10	10	mg/Kg		01/03/22 08:30	01/04/22 12:08	1
Sulfide, Reactive	10	U	10	10	mg/Kg		01/03/22 08:30	01/03/22 15:15	1

Analyte	Result	Qualifier	RL	RL	Unit	D	Prepared	Analyzed	Dil Fac
Flashpoint	**>176**		50.0	50.0	Degrees F			01/09/22 08:49	1
pH	**7.6**	**HF**	0.1	0.1	SU			01/03/22 16:00	1
Temperature	**21.3**	**HF**	0.001	0.001	Degrees C			01/03/22 16:00	1

Client Sample ID: PS8

Lab Sample ID: 480-193831-8

Date Collected: 12/28/21 13:54
Matrix: Solid
Date Received: 12/29/21 13:40
Percent Solids: 82.3

Method: 8015D - Gasoline Range Organics (GRO) (GC)

Analyte	Result	Qualifier	RL	MDL	Unit	D	Prepared	Analyzed	Dil Fac
Gasoline Range Organics [C6 - C10]	**1.1**	**J**	1.3	0.36	mg/Kg	☼	01/03/22 07:07	01/03/22 16:08	1

Surrogate	%Recovery	Qualifier	Limits	Prepared	Analyzed	Dil Fac
a,a,a-Trifluorotoluene	98		46 - 156	01/03/22 07:07	01/03/22 16:08	1

Method: 8015D - Diesel Range Organics (DRO) (GC)

Analyte	Result	Qualifier	RL	MDL	Unit	D	Prepared	Analyzed	Dil Fac
Diesel Range Organics [C10-C28]	21	U	21	6.2	mg/Kg	☼	12/30/21 14:28	01/03/22 19:18	1

Surrogate	%Recovery	Qualifier	Limits	Prepared	Analyzed	Dil Fac
o-Terphenyl	72		48 - 125	12/30/21 14:28	01/03/22 19:18	1

Method: 8082A - Polychlorinated Biphenyls (PCBs) by Gas Chromatography

Analyte	Result	Qualifier	RL	MDL	Unit	D	Prepared	Analyzed	Dil Fac
PCB-1016	0.25	U	0.25	0.049	mg/Kg	☼	01/03/22 09:48	01/04/22 19:08	1
PCB-1221	0.25	U	0.25	0.049	mg/Kg	☼	01/03/22 09:48	01/04/22 19:08	1
PCB-1232	0.25	U	0.25	0.049	mg/Kg	☼	01/03/22 09:48	01/04/22 19:08	1
PCB-1242	0.25	U	0.25	0.049	mg/Kg	☼	01/03/22 09:48	01/04/22 19:08	1
PCB-1248	0.25	U	0.25	0.049	mg/Kg	☼	01/03/22 09:48	01/04/22 19:08	1
PCB-1254	0.25	U	0.25	0.12	mg/Kg	☼	01/03/22 09:48	01/04/22 19:08	1

Client Sample ID: PS8

Lab Sample ID: 480-193831-8
Date Collected: 12/28/21 13:54
Matrix: Solid
Date Received: 12/29/21 13:40
Percent Solids: 82.3

Method: 8082A - Polychlorinated Biphenyls (PCBs) by Gas Chromatography (Continued)

Analyte	Result	Qualifier	RL	MDL	Unit	D	Prepared	Analyzed	Dil Fac
PCB-1260	0.25	U	0.25	0.12	mg/Kg	☼	01/03/22 09:48	01/04/22 19:08	1
PCB-1262	0.25	U	0.25	0.12	mg/Kg	☼	01/03/22 09:48	01/04/22 19:08	1
PCB-1268	0.25	U	0.25	0.12	mg/Kg	☼	01/03/22 09:48	01/04/22 19:08	1

Surrogate	*%Recovery*	*Qualifier*	*Limits*	*Prepared*	*Analyzed*	*Dil Fac*
DCB Decachlorobiphenyl	*143*		*65 - 174*	*01/03/22 09:48*	*01/04/22 19:08*	*1*
Tetrachloro-m-xylene	*138*		*60 - 154*	*01/03/22 09:48*	*01/04/22 19:08*	*1*

Client Sample ID: PS9

Lab Sample ID: 480-193831-9
Date Collected: 12/28/21 14:00
Matrix: Solid
Date Received: 12/29/21 13:40

Method: 8260C - TCLP Volatiles - TCLP

Analyte	Result	Qualifier	RL	MDL	Unit	D	Prepared	Analyzed	Dil Fac
1,1-Dichloroethene	0.010	U	0.010	0.0029	mg/L			01/04/22 23:45	10
1,2-Dichloroethane	0.010	U	0.010	0.0021	mg/L			01/04/22 23:45	10
2-Butanone (MEK)	0.050	U	0.050	0.013	mg/L			01/04/22 23:45	10
Benzene	0.010	U	0.010	0.0041	mg/L			01/04/22 23:45	10
Carbon tetrachloride	0.010	U	0.010	0.0027	mg/L			01/04/22 23:45	10
Chlorobenzene	0.010	U	0.010	0.0075	mg/L			01/04/22 23:45	10
Chloroform	0.010	U	0.010	0.0034	mg/L			01/04/22 23:45	10
Tetrachloroethene	0.010	U	0.010	0.0036	mg/L			01/04/22 23:45	10
Trichloroethene	0.010	U	0.010	0.0046	mg/L			01/04/22 23:45	10
Vinyl chloride	0.010	U	0.010	0.0090	mg/L			01/04/22 23:45	10

Surrogate	*%Recovery*	*Qualifier*	*Limits*	*Prepared*	*Analyzed*	*Dil Fac*
1,2-Dichloroethane-d4 (Surr)	*106*		*77 - 120*		*01/04/22 23:45*	*10*
4-Bromofluorobenzene (Surr)	*104*		*73 - 120*		*01/04/22 23:45*	*10*
Dibromofluoromethane (Surr)	*104*		*75 - 123*		*01/04/22 23:45*	*10*
Toluene-d8 (Surr)	*100*		*80 - 120*		*01/04/22 23:45*	*10*

Method: 8270D - Semivolatile Organic Compounds (GC/MS) - TCLP

Analyte	Result	Qualifier	RL	MDL	Unit	D	Prepared	Analyzed	Dil Fac
1,4-Dichlorobenzene	0.040	U	0.040	0.0018	mg/L		01/04/22 15:38	01/05/22 22:23	1
2,4,5-Trichlorophenol	0.020	U	0.020	0.0019	mg/L		01/04/22 15:38	01/05/22 22:23	1
2,4,6-Trichlorophenol	0.020	U	0.020	0.0024	mg/L		01/04/22 15:38	01/05/22 22:23	1
2,4-Dinitrotoluene	0.020	U	0.020	0.0017	mg/L		01/04/22 15:38	01/05/22 22:23	1
2-Methylphenol	0.020	U	0.020	0.0016	mg/L		01/04/22 15:38	01/05/22 22:23	1
3-Methylphenol	0.040	U	0.040	0.0016	mg/L		01/04/22 15:38	01/05/22 22:23	1
4-Methylphenol	0.040	U	0.040	0.0014	mg/L		01/04/22 15:38	01/05/22 22:23	1
Hexachlorobenzene	0.020	U	0.020	0.0020	mg/L		01/04/22 15:38	01/05/22 22:23	1
Hexachlorobutadiene	0.020	U	0.020	0.0027	mg/L		01/04/22 15:38	01/05/22 22:23	1
Hexachloroethane	0.020	U	0.020	0.0023	mg/L		01/04/22 15:38	01/05/22 22:23	1
Nitrobenzene	0.020	U	0.020	0.0011	mg/L		01/04/22 15:38	01/05/22 22:23	1
Pentachlorophenol	0.040	U	0.040	0.0088	mg/L		01/04/22 15:38	01/05/22 22:23	1
Pyridine	0.10	U	0.10	0.0016	mg/L		01/04/22 15:38	01/05/22 22:23	1

Surrogate	*%Recovery*	*Qualifier*	*Limits*	*Prepared*	*Analyzed*	*Dil Fac*
2,4,6-Tribromophenol (Surr)	*90*		*41 - 120*	*01/04/22 15:38*	*01/05/22 22:23*	*1*
2-Fluorobiphenyl (Surr)	*91*		*48 - 120*	*01/04/22 15:38*	*01/05/22 22:23*	*1*
2-Fluorophenol (Surr)	*46*		*35 - 120*	*01/04/22 15:38*	*01/05/22 22:23*	*1*

Client Sample ID: PS9
Lab Sample ID: 480-193831-9

Date Collected: 12/28/21 14:00
Matrix: Solid
Date Received: 12/29/21 13:40

Method: 8270D - Semivolatile Organic Compounds (GC/MS) - TCLP (Continued)

Surrogate	%Recovery	Qualifier	Limits	Prepared	Analyzed	Dil Fac
Nitrobenzene-d5 (Surr)	87		46 - 120	01/04/22 15:38	01/05/22 22:23	1
Phenol-d5 (Surr)	30		22 - 120	01/04/22 15:38	01/05/22 22:23	1
p-Terphenyl-d14 (Surr)	98		60 - 148	01/04/22 15:38	01/05/22 22:23	1

Method: 8081B - Organochlorine Pesticides (GC) - TCLP

Analyte	Result	Qualifier	RL	MDL	Unit	D	Prepared	Analyzed	Dil Fac
gamma-BHC (Lindane)	0.00020	U	0.00020	0.0000060	mg/L		01/04/22 11:16	01/05/22 15:30	1
Chlordane (technical)	0.0020	U	0.0020	0.000029	mg/L		01/04/22 11:16	01/05/22 15:30	1
Endrin	0.00020	U	0.00020	0.000014	mg/L		01/04/22 11:16	01/05/22 15:30	1
Heptachlor	0.00020	U *+	0.00020	0.0000085	mg/L		01/04/22 11:16	01/05/22 15:30	1
Heptachlor epoxide	0.00020	U *+	0.00020	0.0000053	mg/L		01/04/22 11:16	01/05/22 15:30	1
Methoxychlor	0.00020	U *+	0.00020	0.000014	mg/L		01/04/22 11:16	01/05/22 15:30	1
Toxaphene	0.0020	U	0.0020	0.00012	mg/L		01/04/22 11:16	01/05/22 15:30	1

Surrogate	%Recovery	Qualifier	Limits	Prepared	Analyzed	Dil Fac
DCB Decachlorobiphenyl	80		20 - 120	01/04/22 11:16	01/05/22 15:30	1
Tetrachloro-m-xylene	90		44 - 120	01/04/22 11:16	01/05/22 15:30	1

Method: 8151 - TCLP Herbicides - TCLP

Analyte	Result	Qualifier	RL	MDL	Unit	D	Prepared	Analyzed	Dil Fac
2,4-D	0.0020	U	0.0020	0.00040	mg/L		01/04/22 11:22	01/06/22 00:43	1
Silvex (2,4,5-TP)	0.0020	U	0.0020	0.00036	mg/L		01/04/22 11:22	01/06/22 00:43	1

Surrogate	%Recovery	Qualifier	Limits	Prepared	Analyzed	Dil Fac
2,4-Dichlorophenylacetic acid	25	S1-	48 - 132	01/04/22 11:22	01/06/22 00:43	1

Method: 6010C - Metals (ICP) - TCLP

Analyte	Result	Qualifier	RL	MDL	Unit	D	Prepared	Analyzed	Dil Fac
Arsenic	0.015	U	0.015	0.0056	mg/L		01/04/22 11:41	01/04/22 21:14	1
Barium	**0.54**	**J**	1.0	0.10	mg/L		01/04/22 11:41	01/04/22 21:14	1
Cadmium	**0.0018**	**J**	0.0020	0.00050	mg/L		01/04/22 11:41	01/04/22 21:14	1
Chromium	0.020	U	0.020	0.010	mg/L		01/04/22 11:41	01/04/22 21:14	1
Lead	**0.015**	**J B**	0.020	0.0030	mg/L		01/04/22 11:41	01/04/22 21:14	1
Selenium	0.025	U	0.025	0.0087	mg/L		01/04/22 11:41	01/04/22 21:14	1
Silver	0.0060	U	0.0060	0.0017	mg/L		01/04/22 11:41	01/04/22 21:14	1

Method: 7470A - TCLP Mercury - TCLP

Analyte	Result	Qualifier	RL	MDL	Unit	D	Prepared	Analyzed	Dil Fac
Mercury	0.00020	U	0.00020	0.000043	mg/L		01/04/22 12:21	01/04/22 15:24	1

General Chemistry

Analyte	Result	Qualifier	RL	MDL	Unit	D	Prepared	Analyzed	Dil Fac
Cyanide, Reactive	9.9	U	9.9	9.9	mg/Kg		01/03/22 08:30	01/04/22 12:09	1
Sulfide, Reactive	9.9	U	9.9	9.9	mg/Kg		01/03/22 08:30	01/03/22 15:15	1

Analyte	Result	Qualifier	RL	RL	Unit	D	Prepared	Analyzed	Dil Fac
Flashpoint	**>180**		50.0	50.0	Degrees F			01/09/22 08:54	1
pH	**7.5**	**HF**	0.1	0.1	SU			01/03/22 16:00	1
Temperature	**21.1**	**HF**	0.001	0.001	Degrees C			01/03/22 16:00	1

Client Sample ID: PS9

Lab Sample ID: 480-193831-9
Date Collected: 12/28/21 14:00
Matrix: Solid
Date Received: 12/29/21 13:40
Percent Solids: 80.5

Method: 8015D - Gasoline Range Organics (GRO) (GC)

Analyte	Result	Qualifier	RL	MDL	Unit	D	Prepared	Analyzed	Dil Fac
Gasoline Range Organics [C6 - C10]	1.3	J	1.5	0.40	mg/Kg	☼	01/03/22 07:07	01/03/22 16:44	1

Surrogate	*%Recovery*	*Qualifier*	*Limits*	*Prepared*	*Analyzed*	*Dil Fac*
a,a,a-Trifluorotoluene	*97*		*46 - 156*	*01/03/22 07:07*	*01/03/22 16:44*	*1*

Method: 8015D - Diesel Range Organics (DRO) (GC)

Analyte	Result	Qualifier	RL	MDL	Unit	D	Prepared	Analyzed	Dil Fac
Diesel Range Organics [C10-C28]	20	U	20	6.1	mg/Kg	☼	12/30/21 14:28	01/03/22 19:54	1

Surrogate	*%Recovery*	*Qualifier*	*Limits*	*Prepared*	*Analyzed*	*Dil Fac*
o-Terphenyl	*76*		*48 - 125*	*12/30/21 14:28*	*01/03/22 19:54*	*1*

Method: 8082A - Polychlorinated Biphenyls (PCBs) by Gas Chromatography

Analyte	Result	Qualifier	RL	MDL	Unit	D	Prepared	Analyzed	Dil Fac
PCB-1016	0.27	U	0.27	0.053	mg/Kg	☼	01/03/22 09:48	01/04/22 19:21	1
PCB-1221	0.27	U	0.27	0.053	mg/Kg	☼	01/03/22 09:48	01/04/22 19:21	1
PCB-1232	0.27	U	0.27	0.053	mg/Kg	☼	01/03/22 09:48	01/04/22 19:21	1
PCB-1242	0.27	U	0.27	0.053	mg/Kg	☼	01/03/22 09:48	01/04/22 19:21	1
PCB-1248	0.27	U	0.27	0.053	mg/Kg	☼	01/03/22 09:48	01/04/22 19:21	1
PCB-1254	0.27	U	0.27	0.13	mg/Kg	☼	01/03/22 09:48	01/04/22 19:21	1
PCB-1260	0.27	U	0.27	0.13	mg/Kg	☼	01/03/22 09:48	01/04/22 19:21	1
PCB-1262	0.27	U	0.27	0.13	mg/Kg	☼	01/03/22 09:48	01/04/22 19:21	1
PCB-1268	0.27	U	0.27	0.13	mg/Kg	☼	01/03/22 09:48	01/04/22 19:21	1

Surrogate	*%Recovery*	*Qualifier*	*Limits*	*Prepared*	*Analyzed*	*Dil Fac*
DCB Decachlorobiphenyl	*146*		*65 - 174*	*01/03/22 09:48*	*01/04/22 19:21*	*1*
Tetrachloro-m-xylene	*136*		*60 - 154*	*01/03/22 09:48*	*01/04/22 19:21*	*1*

Client Sample ID: PS10

Lab Sample ID: 480-193831-10
Date Collected: 12/28/21 14:06
Matrix: Solid
Date Received: 12/29/21 13:40

Method: 8260C - TCLP Volatiles - TCLP

Analyte	Result	Qualifier	RL	MDL	Unit	D	Prepared	Analyzed	Dil Fac
1,1-Dichloroethene	0.010	U	0.010	0.0029	mg/L			01/05/22 00:08	10
1,2-Dichloroethane	0.010	U	0.010	0.0021	mg/L			01/05/22 00:08	10
2-Butanone (MEK)	0.050	U	0.050	0.013	mg/L			01/05/22 00:08	10
Benzene	0.010	U	0.010	0.0041	mg/L			01/05/22 00:08	10
Carbon tetrachloride	0.010	U	0.010	0.0027	mg/L			01/05/22 00:08	10
Chlorobenzene	0.010	U	0.010	0.0075	mg/L			01/05/22 00:08	10
Chloroform	0.010	U	0.010	0.0034	mg/L			01/05/22 00:08	10
Tetrachloroethene	0.010	U	0.010	0.0036	mg/L			01/05/22 00:08	10
Trichloroethene	0.010	U	0.010	0.0046	mg/L			01/05/22 00:08	10
Vinyl chloride	0.010	U	0.010	0.0090	mg/L			01/05/22 00:08	10

Surrogate	*%Recovery*	*Qualifier*	*Limits*	*Prepared*	*Analyzed*	*Dil Fac*
1,2-Dichloroethane-d4 (Surr)	*105*		*77 - 120*		*01/05/22 00:08*	*10*
4-Bromofluorobenzene (Surr)	*101*		*73 - 120*		*01/05/22 00:08*	*10*
Dibromofluoromethane (Surr)	*103*		*75 - 123*		*01/05/22 00:08*	*10*
Toluene-d8 (Surr)	*98*		*80 - 120*		*01/05/22 00:08*	*10*

Client Sample Results

Client: Brydges Engineering in Environment & Energy DPC
Project/Site: Pilgrim Village Senior

Job ID: 480-193831-1

Client Sample ID: PS10

Date Collected: 12/28/21 14:06
Date Received: 12/29/21 13:40

Lab Sample ID: 480-193831-10

Matrix: Solid

Method: 8270D - Semivolatile Organic Compounds (GC/MS) - TCLP

Analyte	Result	Qualifier	RL	MDL	Unit	D	Prepared	Analyzed	Dil Fac
1,4-Dichlorobenzene	0.040	U	0.040	0.0018	mg/L		01/04/22 15:38	01/05/22 22:47	1
2,4,5-Trichlorophenol	0.020	U	0.020	0.0019	mg/L		01/04/22 15:38	01/05/22 22:47	1
2,4,6-Trichlorophenol	0.020	U	0.020	0.0024	mg/L		01/04/22 15:38	01/05/22 22:47	1
2,4-Dinitrotoluene	0.020	U	0.020	0.0017	mg/L		01/04/22 15:38	01/05/22 22:47	1
2-Methylphenol	0.020	U	0.020	0.0016	mg/L		01/04/22 15:38	01/05/22 22:47	1
3-Methylphenol	0.040	U	0.040	0.0016	mg/L		01/04/22 15:38	01/05/22 22:47	1
4-Methylphenol	0.040	U	0.040	0.0014	mg/L		01/04/22 15:38	01/05/22 22:47	1
Hexachlorobenzene	0.020	U	0.020	0.0020	mg/L		01/04/22 15:38	01/05/22 22:47	1
Hexachlorobutadiene	0.020	U	0.020	0.0027	mg/L		01/04/22 15:38	01/05/22 22:47	1
Hexachloroethane	0.020	U	0.020	0.0023	mg/L		01/04/22 15:38	01/05/22 22:47	1
Nitrobenzene	0.020	U	0.020	0.0011	mg/L		01/04/22 15:38	01/05/22 22:47	1
Pentachlorophenol	0.040	U	0.040	0.0088	mg/L		01/04/22 15:38	01/05/22 22:47	1
Pyridine	0.10	U	0.10	0.0016	mg/L		01/04/22 15:38	01/05/22 22:47	1

Surrogate	*%Recovery*	*Qualifier*	*Limits*	*Prepared*	*Analyzed*	*Dil Fac*
2,4,6-Tribromophenol (Surr)	*80*		*41 - 120*	*01/04/22 15:38*	*01/05/22 22:47*	*1*
2-Fluorobiphenyl (Surr)	*74*		*48 - 120*	*01/04/22 15:38*	*01/05/22 22:47*	*1*
2-Fluorophenol (Surr)	*38*		*35 - 120*	*01/04/22 15:38*	*01/05/22 22:47*	*1*
Nitrobenzene-d5 (Surr)	*72*		*46 - 120*	*01/04/22 15:38*	*01/05/22 22:47*	*1*
Phenol-d5 (Surr)	*27*		*22 - 120*	*01/04/22 15:38*	*01/05/22 22:47*	*1*
p-Terphenyl-d14 (Surr)	*94*		*60 - 148*	*01/04/22 15:38*	*01/05/22 22:47*	*1*

Method: 8081B - Organochlorine Pesticides (GC) - TCLP

Analyte	Result	Qualifier	RL	MDL	Unit	D	Prepared	Analyzed	Dil Fac
gamma-BHC (Lindane)	0.00020	U	0.00020	0.0000060	mg/L		01/04/22 11:16	01/06/22 09:18	1
Chlordane (technical)	0.0020	U	0.0020	0.000029	mg/L		01/04/22 11:16	01/06/22 09:18	1
Endrin	0.00020	U	0.00020	0.000014	mg/L		01/04/22 11:16	01/06/22 09:18	1
Heptachlor	0.00020	U *+	0.00020	0.0000085	mg/L		01/04/22 11:16	01/06/22 09:18	1
Heptachlor epoxide	0.00020	U *+	0.00020	0.0000053	mg/L		01/04/22 11:16	01/06/22 09:18	1
Methoxychlor	0.00020	U *+	0.00020	0.000014	mg/L		01/04/22 11:16	01/06/22 09:18	1
Toxaphene	0.0020	U	0.0020	0.00012	mg/L		01/04/22 11:16	01/06/22 09:18	1

Surrogate	*%Recovery*	*Qualifier*	*Limits*	*Prepared*	*Analyzed*	*Dil Fac*
DCB Decachlorobiphenyl	*74*		*20 - 120*	*01/04/22 11:16*	*01/06/22 09:18*	*1*
Tetrachloro-m-xylene	*82*		*44 - 120*	*01/04/22 11:16*	*01/06/22 09:18*	*1*

Method: 8151 - TCLP Herbicides - TCLP

Analyte	Result	Qualifier	RL	MDL	Unit	D	Prepared	Analyzed	Dil Fac
2,4-D	0.0020	U	0.0020	0.00040	mg/L		01/04/22 11:22	01/06/22 01:13	1
Silvex (2,4,5-TP)	0.0020	U	0.0020	0.00036	mg/L		01/04/22 11:22	01/06/22 01:13	1

Surrogate	*%Recovery*	*Qualifier*	*Limits*	*Prepared*	*Analyzed*	*Dil Fac*
2,4-Dichlorophenylacetic acid	*22*	*S1-*	*48 - 132*	*01/04/22 11:22*	*01/06/22 01:13*	*1*

Method: 6010C - Metals (ICP) - TCLP

Analyte	Result	Qualifier	RL	MDL	Unit	D	Prepared	Analyzed	Dil Fac
Arsenic	**0.0061**	**J**	0.015	0.0056	mg/L		01/04/22 11:41	01/04/22 21:18	1
Barium	**0.46**	**J**	1.0	0.10	mg/L		01/04/22 11:41	01/04/22 21:18	1
Cadmium	**0.0017**	**J**	0.0020	0.00050	mg/L		01/04/22 11:41	01/04/22 21:18	1
Chromium	0.020	U	0.020	0.010	mg/L		01/04/22 11:41	01/04/22 21:18	1
Lead	**0.022**	**B**	0.020	0.0030	mg/L		01/04/22 11:41	01/04/22 21:18	1

Client Sample ID: PS10

Lab Sample ID: 480-193831-10

Date Collected: 12/28/21 14:06
Matrix: Solid
Date Received: 12/29/21 13:40

Method: 6010C - Metals (ICP) - TCLP (Continued)

Analyte	Result	Qualifier	RL	MDL	Unit	D	Prepared	Analyzed	Dil Fac
Selenium	0.025	U	0.025	0.0087	mg/L		01/04/22 11:41	01/04/22 21:18	1
Silver	0.0060	U	0.0060	0.0017	mg/L		01/04/22 11:41	01/04/22 21:18	1

Method: 7470A - TCLP Mercury - TCLP

Analyte	Result	Qualifier	RL	MDL	Unit	D	Prepared	Analyzed	Dil Fac
Mercury	0.00020	U	0.00020	0.000043	mg/L		01/04/22 12:21	01/04/22 15:25	1

General Chemistry

Analyte	Result	Qualifier	RL	MDL	Unit	D	Prepared	Analyzed	Dil Fac
Cyanide, Reactive	9.7	U	9.7	9.7	mg/Kg		01/03/22 08:30	01/04/22 12:11	1
Sulfide, Reactive	9.7	U	9.7	9.7	mg/Kg		01/03/22 08:30	01/03/22 15:15	1

Analyte	Result	Qualifier	RL	RL	Unit	D	Prepared	Analyzed	Dil Fac
Flashpoint	**>176**		50.0	50.0	Degrees F			01/09/22 08:49	1
pH	**7.4**	**HF**	0.1	0.1	SU			01/04/22 11:00	1
Temperature	**19.8**	**HF**	0.001	0.001	Degrees C			01/04/22 11:00	1

Client Sample ID: PS10

Lab Sample ID: 480-193831-10

Date Collected: 12/28/21 14:06
Matrix: Solid
Date Received: 12/29/21 13:40
Percent Solids: 80.5

Method: 8015D - Gasoline Range Organics (GRO) (GC)

Analyte	Result	Qualifier	RL	MDL	Unit	D	Prepared	Analyzed	Dil Fac
Gasoline Range Organics [C6 - C10]	**1.2**	**J**	1.4	0.38	mg/Kg	☼	01/03/22 07:07	01/03/22 17:20	1

Surrogate	*%Recovery*	*Qualifier*	*Limits*	*Prepared*	*Analyzed*	*Dil Fac*
a,a,a-Trifluorotoluene	*93*		*46 - 156*	*01/03/22 07:07*	*01/03/22 17:20*	*1*

Method: 8015D - Diesel Range Organics (DRO) (GC)

Analyte	Result	Qualifier	RL	MDL	Unit	D	Prepared	Analyzed	Dil Fac
Diesel Range Organics [C10-C28]	20	U	20	6.1	mg/Kg	☼	12/30/21 14:28	01/03/22 20:29	1

Surrogate	*%Recovery*	*Qualifier*	*Limits*	*Prepared*	*Analyzed*	*Dil Fac*
o-Terphenyl	*85*		*48 - 125*	*12/30/21 14:28*	*01/03/22 20:29*	*1*

Method: 8082A - Polychlorinated Biphenyls (PCBs) by Gas Chromatography

Analyte	Result	Qualifier	RL	MDL	Unit	D	Prepared	Analyzed	Dil Fac
PCB-1016	0.30	U	0.30	0.058	mg/Kg	☼	01/03/22 09:48	01/04/22 16:09	1
PCB-1221	0.30	U	0.30	0.058	mg/Kg	☼	01/03/22 09:48	01/04/22 16:09	1
PCB-1232	0.30	U	0.30	0.058	mg/Kg	☼	01/03/22 09:48	01/04/22 16:09	1
PCB-1242	0.30	U	0.30	0.058	mg/Kg	☼	01/03/22 09:48	01/04/22 16:09	1
PCB-1248	0.30	U	0.30	0.058	mg/Kg	☼	01/03/22 09:48	01/04/22 16:09	1
PCB-1254	0.30	U	0.30	0.14	mg/Kg	☼	01/03/22 09:48	01/04/22 16:09	1
PCB-1260	0.30	U	0.30	0.14	mg/Kg	☼	01/03/22 09:48	01/04/22 16:09	1
PCB-1262	0.30	U	0.30	0.14	mg/Kg	☼	01/03/22 09:48	01/04/22 16:09	1
PCB-1268	0.30	U	0.30	0.14	mg/Kg	☼	01/03/22 09:48	01/04/22 16:09	1

Surrogate	*%Recovery*	*Qualifier*	*Limits*	*Prepared*	*Analyzed*	*Dil Fac*
DCB Decachlorobiphenyl	*114*		*65 - 174*	*01/03/22 09:48*	*01/04/22 16:09*	*1*
Tetrachloro-m-xylene	*129*		*60 - 154*	*01/03/22 09:48*	*01/04/22 16:09*	*1*

Client Sample Results

Client: Brydges Engineering in Environment & Energy DPC
Project/Site: Pilgrim Village Senior

Job ID: 480-193831-1

Client Sample ID: PS11

Date Collected: 12/28/21 14:12
Date Received: 12/29/21 13:40

Lab Sample ID: 480-193831-11

Matrix: Solid

Method: 8260C - TCLP Volatiles - TCLP

Analyte	Result	Qualifier	RL	MDL	Unit	D	Prepared	Analyzed	Dil Fac
1,1-Dichloroethene	0.010	U	0.010	0.0029	mg/L			01/05/22 00:31	10
1,2-Dichloroethane	0.010	U	0.010	0.0021	mg/L			01/05/22 00:31	10
2-Butanone (MEK)	0.050	U	0.050	0.013	mg/L			01/05/22 00:31	10
Benzene	0.010	U	0.010	0.0041	mg/L			01/05/22 00:31	10
Carbon tetrachloride	0.010	U	0.010	0.0027	mg/L			01/05/22 00:31	10
Chlorobenzene	0.010	U	0.010	0.0075	mg/L			01/05/22 00:31	10
Chloroform	0.010	U	0.010	0.0034	mg/L			01/05/22 00:31	10
Tetrachloroethene	0.010	U	0.010	0.0036	mg/L			01/05/22 00:31	10
Trichloroethene	0.010	U	0.010	0.0046	mg/L			01/05/22 00:31	10
Vinyl chloride	0.010	U	0.010	0.0090	mg/L			01/05/22 00:31	10

Surrogate	*%Recovery*	*Qualifier*	*Limits*	*Prepared*	*Analyzed*	*Dil Fac*
1,2-Dichloroethane-d4 (Surr)	*104*		*77 - 120*		*01/05/22 00:31*	*10*
4-Bromofluorobenzene (Surr)	*104*		*73 - 120*		*01/05/22 00:31*	*10*
Dibromofluoromethane (Surr)	*106*		*75 - 123*		*01/05/22 00:31*	*10*
Toluene-d8 (Surr)	*99*		*80 - 120*		*01/05/22 00:31*	*10*

Method: 8270D - Semivolatile Organic Compounds (GC/MS) - TCLP

Analyte	Result	Qualifier	RL	MDL	Unit	D	Prepared	Analyzed	Dil Fac
1,4-Dichlorobenzene	0.040	U	0.040	0.0018	mg/L		01/04/22 15:38	01/05/22 23:11	1
2,4,5-Trichlorophenol	0.020	U	0.020	0.0019	mg/L		01/04/22 15:38	01/05/22 23:11	1
2,4,6-Trichlorophenol	0.020	U	0.020	0.0024	mg/L		01/04/22 15:38	01/05/22 23:11	1
2,4-Dinitrotoluene	0.020	U	0.020	0.0017	mg/L		01/04/22 15:38	01/05/22 23:11	1
2-Methylphenol	0.020	U	0.020	0.0016	mg/L		01/04/22 15:38	01/05/22 23:11	1
3-Methylphenol	0.040	U	0.040	0.0016	mg/L		01/04/22 15:38	01/05/22 23:11	1
4-Methylphenol	0.040	U	0.040	0.0014	mg/L		01/04/22 15:38	01/05/22 23:11	1
Hexachlorobenzene	0.020	U	0.020	0.0020	mg/L		01/04/22 15:38	01/05/22 23:11	1
Hexachlorobutadiene	0.020	U	0.020	0.0027	mg/L		01/04/22 15:38	01/05/22 23:11	1
Hexachloroethane	0.020	U	0.020	0.0023	mg/L		01/04/22 15:38	01/05/22 23:11	1
Nitrobenzene	0.020	U	0.020	0.0011	mg/L		01/04/22 15:38	01/05/22 23:11	1
Pentachlorophenol	0.040	U	0.040	0.0088	mg/L		01/04/22 15:38	01/05/22 23:11	1
Pyridine	0.10	U	0.10	0.0016	mg/L		01/04/22 15:38	01/05/22 23:11	1

Surrogate	*%Recovery*	*Qualifier*	*Limits*	*Prepared*	*Analyzed*	*Dil Fac*
2,4,6-Tribromophenol (Surr)	*90*		*41 - 120*	*01/04/22 15:38*	*01/05/22 23:11*	*1*
2-Fluorobiphenyl (Surr)	*89*		*48 - 120*	*01/04/22 15:38*	*01/05/22 23:11*	*1*
2-Fluorophenol (Surr)	*44*		*35 - 120*	*01/04/22 15:38*	*01/05/22 23:11*	*1*
Nitrobenzene-d5 (Surr)	*83*		*46 - 120*	*01/04/22 15:38*	*01/05/22 23:11*	*1*
Phenol-d5 (Surr)	*30*		*22 - 120*	*01/04/22 15:38*	*01/05/22 23:11*	*1*
p-Terphenyl-d14 (Surr)	*102*		*60 - 148*	*01/04/22 15:38*	*01/05/22 23:11*	*1*

Method: 8081B - Organochlorine Pesticides (GC) - TCLP

Analyte	Result	Qualifier	RL	MDL	Unit	D	Prepared	Analyzed	Dil Fac
gamma-BHC (Lindane)	0.00020	U	0.00020	0.0000060	mg/L		01/04/22 11:16	01/06/22 09:38	1
Chlordane (technical)	0.0020	U	0.0020	0.000029	mg/L		01/04/22 11:16	01/06/22 09:38	1
Endrin	0.00020	U	0.00020	0.000014	mg/L		01/04/22 11:16	01/06/22 09:38	1
Heptachlor	0.00020	U *+	0.00020	0.0000085	mg/L		01/04/22 11:16	01/06/22 09:38	1
Heptachlor epoxide	0.00020	U *+	0.00020	0.0000053	mg/L		01/04/22 11:16	01/06/22 09:38	1
Methoxychlor	0.00020	U *+	0.00020	0.000014	mg/L		01/04/22 11:16	01/06/22 09:38	1
Toxaphene	0.0020	U	0.0020	0.00012	mg/L		01/04/22 11:16	01/06/22 09:38	1

Client Sample ID: PS11
Date Collected: 12/28/21 14:12
Date Received: 12/29/21 13:40

Lab Sample ID: 480-193831-11
Matrix: Solid

Surrogate	*%Recovery*	*Qualifier*	*Limits*	*Prepared*	*Analyzed*	*Dil Fac*
DCB Decachlorobiphenyl	*71*		*20 - 120*	*01/04/22 11:16*	*01/06/22 09:38*	*1*
Tetrachloro-m-xylene	*84*		*44 - 120*	*01/04/22 11:16*	*01/06/22 09:38*	*1*

Method: 8151 - TCLP Herbicides - TCLP

Analyte	Result	Qualifier	RL	MDL	Unit	D	Prepared	Analyzed	Dil Fac
2,4-D	0.0020	U	0.0020	0.00040	mg/L		01/04/22 11:22	01/06/22 01:43	1
Silvex (2,4,5-TP)	0.0020	U	0.0020	0.00036	mg/L		01/04/22 11:22	01/06/22 01:43	1

Surrogate	*%Recovery*	*Qualifier*	*Limits*	*Prepared*	*Analyzed*	*Dil Fac*
2,4-Dichlorophenylacetic acid	*18*	*S1-*	*48 - 132*	*01/04/22 11:22*	*01/06/22 01:43*	*1*

Method: 6010C - Metals (ICP) - TCLP

Analyte	Result	Qualifier	RL	MDL	Unit	D	Prepared	Analyzed	Dil Fac
Arsenic	**0.0064**	**J**	0.015	0.0056	mg/L		01/04/22 11:41	01/04/22 21:22	1
Barium	**0.47**	**J**	1.0	0.10	mg/L		01/04/22 11:41	01/04/22 21:22	1
Cadmium	**0.0017**	**J**	0.0020	0.00050	mg/L		01/04/22 11:41	01/04/22 21:22	1
Chromium	0.020	U	0.020	0.010	mg/L		01/04/22 11:41	01/04/22 21:22	1
Lead	**0.013**	**J B**	0.020	0.0030	mg/L		01/04/22 11:41	01/04/22 21:22	1
Selenium	0.025	U	0.025	0.0087	mg/L		01/04/22 11:41	01/04/22 21:22	1
Silver	0.0060	U	0.0060	0.0017	mg/L		01/04/22 11:41	01/04/22 21:22	1

Method: 7470A - TCLP Mercury - TCLP

Analyte	Result	Qualifier	RL	MDL	Unit	D	Prepared	Analyzed	Dil Fac
Mercury	0.00020	U	0.00020	0.000043	mg/L		01/04/22 12:21	01/04/22 15:29	1

General Chemistry

Analyte	Result	Qualifier	RL	MDL	Unit	D	Prepared	Analyzed	Dil Fac
Cyanide, Reactive	9.9	U	9.9	9.9	mg/Kg		01/04/22 08:10	01/05/22 10:16	1
Sulfide, Reactive	9.9	U	9.9	9.9	mg/Kg		01/04/22 08:10	01/04/22 15:12	1

Analyte	Result	Qualifier	RL	RL	Unit	D	Prepared	Analyzed	Dil Fac
Flashpoint	**>180**		50.0	50.0	Degrees F			01/09/22 08:54	1
pH	**7.4**	**HF**	0.1	0.1	SU			01/04/22 11:00	1
Temperature	**20.1**	**HF**	0.001	0.001	Degrees C			01/04/22 11:00	1

Client Sample ID: PS11
Date Collected: 12/28/21 14:12
Date Received: 12/29/21 13:40

Lab Sample ID: 480-193831-11
Matrix: Solid
Percent Solids: 82.2

Method: 8015D - Gasoline Range Organics (GRO) (GC)

Analyte	Result	Qualifier	RL	MDL	Unit	D	Prepared	Analyzed	Dil Fac
Gasoline Range Organics [C6 - C10]	1.4	U	1.4	0.37	mg/Kg	☼	01/03/22 07:07	01/03/22 21:07	1

Surrogate	*%Recovery*	*Qualifier*	*Limits*	*Prepared*	*Analyzed*	*Dil Fac*
a,a,a-Trifluorotoluene	*98*		*46 - 156*	*01/03/22 07:07*	*01/03/22 21:07*	*1*

Method: 8015D - Diesel Range Organics (DRO) (GC)

Analyte	Result	Qualifier	RL	MDL	Unit	D	Prepared	Analyzed	Dil Fac
Diesel Range Organics [C10-C28]	20	U	20	6.1	mg/Kg	☼	12/30/21 14:28	01/03/22 21:40	1

Surrogate	*%Recovery*	*Qualifier*	*Limits*	*Prepared*	*Analyzed*	*Dil Fac*
o-Terphenyl	*77*		*48 - 125*	*12/30/21 14:28*	*01/03/22 21:40*	*1*

Client Sample Results

Client: Brydges Engineering in Environment & Energy DPC
Project/Site: Pilgrim Village Senior

Job ID: 480-193831-1

Client Sample ID: PS11

Lab Sample ID: 480-193831-11
Date Collected: 12/28/21 14:12
Matrix: Solid
Date Received: 12/29/21 13:40
Percent Solids: 82.2

Method: 8082A - Polychlorinated Biphenyls (PCBs) by Gas Chromatography

Analyte	Result	Qualifier	RL	MDL	Unit	D	Prepared	Analyzed	Dil Fac
PCB-1016	0.26	U	0.26	0.052	mg/Kg	☼	01/03/22 09:48	01/04/22 19:59	1
PCB-1221	0.26	U	0.26	0.052	mg/Kg	☼	01/03/22 09:48	01/04/22 19:59	1
PCB-1232	0.26	U	0.26	0.052	mg/Kg	☼	01/03/22 09:48	01/04/22 19:59	1
PCB-1242	0.26	U	0.26	0.052	mg/Kg	☼	01/03/22 09:48	01/04/22 19:59	1
PCB-1248	0.26	U	0.26	0.052	mg/Kg	☼	01/03/22 09:48	01/04/22 19:59	1
PCB-1254	0.26	U	0.26	0.12	mg/Kg	☼	01/03/22 09:48	01/04/22 19:59	1
PCB-1260	0.26	U	0.26	0.12	mg/Kg	☼	01/03/22 09:48	01/04/22 19:59	1
PCB-1262	0.26	U	0.26	0.12	mg/Kg	☼	01/03/22 09:48	01/04/22 19:59	1
PCB-1268	0.26	U	0.26	0.12	mg/Kg	☼	01/03/22 09:48	01/04/22 19:59	1

Surrogate	*%Recovery*	*Qualifier*	*Limits*	*Prepared*	*Analyzed*	*Dil Fac*
DCB Decachlorobiphenyl	*140*		*65 - 174*	*01/03/22 09:48*	*01/04/22 19:59*	*1*
Tetrachloro-m-xylene	*131*		*60 - 154*	*01/03/22 09:48*	*01/04/22 19:59*	*1*

Client Sample ID: PS12

Lab Sample ID: 480-193831-12
Date Collected: 12/28/21 14:18
Matrix: Solid
Date Received: 12/29/21 13:40

Method: 8260C - TCLP Volatiles - TCLP

Analyte	Result	Qualifier	RL	MDL	Unit	D	Prepared	Analyzed	Dil Fac
1,1-Dichloroethene	0.010	U	0.010	0.0029	mg/L			01/05/22 00:54	10
1,2-Dichloroethane	0.010	U	0.010	0.0021	mg/L			01/05/22 00:54	10
2-Butanone (MEK)	0.050	U	0.050	0.013	mg/L			01/05/22 00:54	10
Benzene	0.010	U	0.010	0.0041	mg/L			01/05/22 00:54	10
Carbon tetrachloride	0.010	U	0.010	0.0027	mg/L			01/05/22 00:54	10
Chlorobenzene	0.010	U	0.010	0.0075	mg/L			01/05/22 00:54	10
Chloroform	0.010	U	0.010	0.0034	mg/L			01/05/22 00:54	10
Tetrachloroethene	0.010	U	0.010	0.0036	mg/L			01/05/22 00:54	10
Trichloroethene	0.010	U	0.010	0.0046	mg/L			01/05/22 00:54	10
Vinyl chloride	0.010	U	0.010	0.0090	mg/L			01/05/22 00:54	10

Surrogate	*%Recovery*	*Qualifier*	*Limits*	*Prepared*	*Analyzed*	*Dil Fac*
1,2-Dichloroethane-d4 (Surr)	*106*		*77 - 120*		*01/05/22 00:54*	*10*
4-Bromofluorobenzene (Surr)	*105*		*73 - 120*		*01/05/22 00:54*	*10*
Dibromofluoromethane (Surr)	*105*		*75 - 123*		*01/05/22 00:54*	*10*
Toluene-d8 (Surr)	*101*		*80 - 120*		*01/05/22 00:54*	*10*

Method: 8270D - Semivolatile Organic Compounds (GC/MS) - TCLP

Analyte	Result	Qualifier	RL	MDL	Unit	D	Prepared	Analyzed	Dil Fac
1,4-Dichlorobenzene	0.040	U	0.040	0.0018	mg/L		01/04/22 15:38	01/05/22 17:37	1
2,4,5-Trichlorophenol	0.020	U	0.020	0.0019	mg/L		01/04/22 15:38	01/05/22 17:37	1
2,4,6-Trichlorophenol	0.020	U	0.020	0.0024	mg/L		01/04/22 15:38	01/05/22 17:37	1
2,4-Dinitrotoluene	0.020	U	0.020	0.0017	mg/L		01/04/22 15:38	01/05/22 17:37	1
2-Methylphenol	0.020	U	0.020	0.0016	mg/L		01/04/22 15:38	01/05/22 17:37	1
3-Methylphenol	0.040	U	0.040	0.0016	mg/L		01/04/22 15:38	01/05/22 17:37	1
4-Methylphenol	0.040	U	0.040	0.0014	mg/L		01/04/22 15:38	01/05/22 17:37	1
Hexachlorobenzene	0.020	U	0.020	0.0020	mg/L		01/04/22 15:38	01/05/22 17:37	1
Hexachlorobutadiene	0.020	U	0.020	0.0027	mg/L		01/04/22 15:38	01/05/22 17:37	1
Hexachloroethane	0.020	U	0.020	0.0023	mg/L		01/04/22 15:38	01/05/22 17:37	1
Nitrobenzene	0.020	U	0.020	0.0011	mg/L		01/04/22 15:38	01/05/22 17:37	1
Pentachlorophenol	0.040	U	0.040	0.0088	mg/L		01/04/22 15:38	01/05/22 17:37	1

Client Sample ID: PS12
Lab Sample ID: 480-193831-12

Date Collected: 12/28/21 14:18
Matrix: Solid
Date Received: 12/29/21 13:40

Method: 8270D - Semivolatile Organic Compounds (GC/MS) - TCLP (Continued)

Analyte	Result	Qualifier	RL	MDL	Unit	D	Prepared	Analyzed	Dil Fac
Pyridine	0.10	U	0.10	0.0016	mg/L		01/04/22 15:38	01/05/22 17:37	1

Surrogate	*%Recovery*	*Qualifier*	*Limits*	*Prepared*	*Analyzed*	*Dil Fac*
2,4,6-Tribromophenol (Surr)	*90*		*41 - 120*	*01/04/22 15:38*	*01/05/22 17:37*	*1*
2-Fluorobiphenyl (Surr)	*90*		*48 - 120*	*01/04/22 15:38*	*01/05/22 17:37*	*1*
2-Fluorophenol (Surr)	*47*		*35 - 120*	*01/04/22 15:38*	*01/05/22 17:37*	*1*
Nitrobenzene-d5 (Surr)	*88*		*46 - 120*	*01/04/22 15:38*	*01/05/22 17:37*	*1*
Phenol-d5 (Surr)	*30*		*22 - 120*	*01/04/22 15:38*	*01/05/22 17:37*	*1*
p-Terphenyl-d14 (Surr)	*104*		*60 - 148*	*01/04/22 15:38*	*01/05/22 17:37*	*1*

Method: 8081B - Organochlorine Pesticides (GC) - TCLP

Analyte	Result	Qualifier	RL	MDL	Unit	D	Prepared	Analyzed	Dil Fac
gamma-BHC (Lindane)	0.00020	U	0.00020	0.0000060	mg/L		01/04/22 11:16	01/05/22 16:48	1
Chlordane (technical)	0.0020	U	0.0020	0.000029	mg/L		01/04/22 11:16	01/05/22 16:48	1
Endrin	0.00020	U	0.00020	0.000014	mg/L		01/04/22 11:16	01/05/22 16:48	1
Heptachlor	0.00020	U *+	0.00020	0.0000085	mg/L		01/04/22 11:16	01/05/22 16:48	1
Heptachlor epoxide	0.00020	U *+	0.00020	0.0000053	mg/L		01/04/22 11:16	01/05/22 16:48	1
Methoxychlor	0.00020	U *+	0.00020	0.000014	mg/L		01/04/22 11:16	01/05/22 16:48	1
Toxaphene	0.0020	U	0.0020	0.00012	mg/L		01/04/22 11:16	01/05/22 16:48	1

Surrogate	*%Recovery*	*Qualifier*	*Limits*	*Prepared*	*Analyzed*	*Dil Fac*
DCB Decachlorobiphenyl	*89*		*20 - 120*	*01/04/22 11:16*	*01/05/22 16:48*	*1*
Tetrachloro-m-xylene	*92*		*44 - 120*	*01/04/22 11:16*	*01/05/22 16:48*	*1*

Method: 8151 - TCLP Herbicides - TCLP

Analyte	Result	Qualifier	RL	MDL	Unit	D	Prepared	Analyzed	Dil Fac
2,4-D	0.0020	U	0.0020	0.00040	mg/L		01/04/22 11:22	01/06/22 02:12	1
Silvex (2,4,5-TP)	0.0020	U	0.0020	0.00036	mg/L		01/04/22 11:22	01/06/22 02:12	1

Surrogate	*%Recovery*	*Qualifier*	*Limits*	*Prepared*	*Analyzed*	*Dil Fac*
2,4-Dichlorophenylacetic acid	*34*	*S1-*	*48 - 132*	*01/04/22 11:22*	*01/06/22 02:12*	*1*

Method: 6010C - Metals (ICP) - TCLP

Analyte	Result	Qualifier	RL	MDL	Unit	D	Prepared	Analyzed	Dil Fac
Arsenic	0.015	U	0.015	0.0056	mg/L		01/04/22 11:41	01/04/22 21:25	1
Barium	**0.52**	**J**	1.0	0.10	mg/L		01/04/22 11:41	01/04/22 21:25	1
Cadmium	**0.0011**	**J**	0.0020	0.00050	mg/L		01/04/22 11:41	01/04/22 21:25	1
Chromium	0.020	U	0.020	0.010	mg/L		01/04/22 11:41	01/04/22 21:25	1
Lead	**0.018**	**J B**	0.020	0.0030	mg/L		01/04/22 11:41	01/04/22 21:25	1
Selenium	0.025	U	0.025	0.0087	mg/L		01/04/22 11:41	01/04/22 21:25	1
Silver	0.0060	U	0.0060	0.0017	mg/L		01/04/22 11:41	01/04/22 21:25	1

Method: 7470A - TCLP Mercury - TCLP

Analyte	Result	Qualifier	RL	MDL	Unit	D	Prepared	Analyzed	Dil Fac
Mercury	0.00020	U	0.00020	0.000043	mg/L		01/04/22 12:21	01/04/22 15:30	1

General Chemistry

Analyte	Result	Qualifier	RL	MDL	Unit	D	Prepared	Analyzed	Dil Fac
Cyanide, Reactive	10	U	10	10	mg/Kg		01/04/22 08:10	01/05/22 10:19	1
Sulfide, Reactive	10	U	10	10	mg/Kg		01/04/22 08:10	01/04/22 15:12	1

Client Sample ID: PS12

Lab Sample ID: 480-193831-12
Date Collected: 12/28/21 14:18
Matrix: Solid
Date Received: 12/29/21 13:40

Analyte	Result	Qualifier	RL	RL	Unit	D	Prepared	Analyzed	Dil Fac
Flashpoint	>180		50.0	50.0	Degrees F			01/10/22 16:05	1
pH	7.1	HF	0.1	0.1	SU			01/04/22 11:00	1
Temperature	18.9	HF	0.001	0.001	Degrees C			01/04/22 11:00	1

Client Sample ID: PS12

Lab Sample ID: 480-193831-12
Date Collected: 12/28/21 14:18
Matrix: Solid
Date Received: 12/29/21 13:40
Percent Solids: 78.7

Method: 8015D - Gasoline Range Organics (GRO) (GC)

Analyte	Result	Qualifier	RL	MDL	Unit	D	Prepared	Analyzed	Dil Fac
Gasoline Range Organics [C6 - C10]	1.5	U	1.5	0.39	mg/Kg	☼	01/03/22 07:07	01/03/22 21:43	1

Surrogate	*%Recovery*	*Qualifier*	*Limits*	*Prepared*	*Analyzed*	*Dil Fac*
a,a,a-Trifluorotoluene	*95*		*46 - 156*	*01/03/22 07:07*	*01/03/22 21:43*	*1*

Method: 8015D - Diesel Range Organics (DRO) (GC)

Analyte	Result	Qualifier	RL	MDL	Unit	D	Prepared	Analyzed	Dil Fac
Diesel Range Organics [C10-C28]	21	U	21	6.4	mg/Kg	☼	12/30/21 14:28	01/03/22 22:16	1

Surrogate	*%Recovery*	*Qualifier*	*Limits*	*Prepared*	*Analyzed*	*Dil Fac*
o-Terphenyl	*84*		*48 - 125*	*12/30/21 14:28*	*01/03/22 22:16*	*1*

Method: 8082A - Polychlorinated Biphenyls (PCBs) by Gas Chromatography

Analyte	Result	Qualifier	RL	MDL	Unit	D	Prepared	Analyzed	Dil Fac
PCB-1016	0.29	U	0.29	0.056	mg/Kg	☼	01/03/22 09:48	01/04/22 20:12	1
PCB-1221	0.29	U	0.29	0.056	mg/Kg	☼	01/03/22 09:48	01/04/22 20:12	1
PCB-1232	0.29	U	0.29	0.056	mg/Kg	☼	01/03/22 09:48	01/04/22 20:12	1
PCB-1242	0.29	U	0.29	0.056	mg/Kg	☼	01/03/22 09:48	01/04/22 20:12	1
PCB-1248	0.29	U	0.29	0.056	mg/Kg	☼	01/03/22 09:48	01/04/22 20:12	1
PCB-1254	0.29	U	0.29	0.13	mg/Kg	☼	01/03/22 09:48	01/04/22 20:12	1
PCB-1260	0.29	U	0.29	0.13	mg/Kg	☼	01/03/22 09:48	01/04/22 20:12	1
PCB-1262	0.29	U	0.29	0.13	mg/Kg	☼	01/03/22 09:48	01/04/22 20:12	1
PCB-1268	0.29	U	0.29	0.13	mg/Kg	☼	01/03/22 09:48	01/04/22 20:12	1

Surrogate	*%Recovery*	*Qualifier*	*Limits*	*Prepared*	*Analyzed*	*Dil Fac*
DCB Decachlorobiphenyl	*139*		*65 - 174*	*01/03/22 09:48*	*01/04/22 20:12*	*1*
Tetrachloro-m-xylene	*129*		*60 - 154*	*01/03/22 09:48*	*01/04/22 20:12*	*1*

Client Sample ID: PS13

Lab Sample ID: 480-193831-13
Date Collected: 12/28/21 14:24
Matrix: Solid
Date Received: 12/29/21 13:40

Method: 8260C - TCLP Volatiles - TCLP

Analyte	Result	Qualifier	RL	MDL	Unit	D	Prepared	Analyzed	Dil Fac
1,1-Dichloroethene	0.010	U	0.010	0.0029	mg/L			01/06/22 12:35	10
1,2-Dichloroethane	0.010	U	0.010	0.0021	mg/L			01/06/22 12:35	10
2-Butanone (MEK)	0.050	U	0.050	0.013	mg/L			01/06/22 12:35	10
Benzene	0.010	U	0.010	0.0041	mg/L			01/06/22 12:35	10
Carbon tetrachloride	0.010	U	0.010	0.0027	mg/L			01/06/22 12:35	10
Chlorobenzene	0.010	U	0.010	0.0075	mg/L			01/06/22 12:35	10
Chloroform	0.010	U	0.010	0.0034	mg/L			01/06/22 12:35	10
Tetrachloroethene	0.010	U	0.010	0.0036	mg/L			01/06/22 12:35	10
Trichloroethene	0.010	U	0.010	0.0046	mg/L			01/06/22 12:35	10

Client Sample ID: PS13
Lab Sample ID: 480-193831-13

Date Collected: 12/28/21 14:24
Matrix: Solid
Date Received: 12/29/21 13:40

Method: 8260C - TCLP Volatiles - TCLP (Continued)

Analyte	Result	Qualifier	RL	MDL	Unit	D	Prepared	Analyzed	Dil Fac
Vinyl chloride	0.010	U	0.010	0.0090	mg/L			01/06/22 12:35	10

Surrogate	*%Recovery*	*Qualifier*	*Limits*	*Prepared*	*Analyzed*	*Dil Fac*
1,2-Dichloroethane-d4 (Surr)	*99*		*77 - 120*		*01/06/22 12:35*	*10*
4-Bromofluorobenzene (Surr)	*101*		*73 - 120*		*01/06/22 12:35*	*10*
Dibromofluoromethane (Surr)	*98*		*75 - 123*		*01/06/22 12:35*	*10*
Toluene-d8 (Surr)	*100*		*80 - 120*		*01/06/22 12:35*	*10*

Method: 8270D - Semivolatile Organic Compounds (GC/MS) - TCLP

Analyte	Result	Qualifier	RL	MDL	Unit	D	Prepared	Analyzed	Dil Fac
1,4-Dichlorobenzene	0.040	U	0.040	0.0018	mg/L		01/05/22 14:39	01/06/22 14:37	1
2,4,5-Trichlorophenol	0.020	U	0.020	0.0019	mg/L		01/05/22 14:39	01/06/22 14:37	1
2,4,6-Trichlorophenol	0.020	U	0.020	0.0024	mg/L		01/05/22 14:39	01/06/22 14:37	1
2,4-Dinitrotoluene	0.020	U	0.020	0.0017	mg/L		01/05/22 14:39	01/06/22 14:37	1
2-Methylphenol	0.020	U	0.020	0.0016	mg/L		01/05/22 14:39	01/06/22 14:37	1
3-Methylphenol	0.040	U	0.040	0.0016	mg/L		01/05/22 14:39	01/06/22 14:37	1
4-Methylphenol	0.040	U	0.040	0.0014	mg/L		01/05/22 14:39	01/06/22 14:37	1
Hexachlorobenzene	0.020	U	0.020	0.0020	mg/L		01/05/22 14:39	01/06/22 14:37	1
Hexachlorobutadiene	0.020	U	0.020	0.0027	mg/L		01/05/22 14:39	01/06/22 14:37	1
Hexachloroethane	0.020	U	0.020	0.0023	mg/L		01/05/22 14:39	01/06/22 14:37	1
Nitrobenzene	0.020	U	0.020	0.0011	mg/L		01/05/22 14:39	01/06/22 14:37	1
Pentachlorophenol	0.040	U	0.040	0.0088	mg/L		01/05/22 14:39	01/06/22 14:37	1
Pyridine	0.10	U	0.10	0.0016	mg/L		01/05/22 14:39	01/06/22 14:37	1

Surrogate	*%Recovery*	*Qualifier*	*Limits*	*Prepared*	*Analyzed*	*Dil Fac*
2,4,6-Tribromophenol (Surr)	*103*		*41 - 120*	*01/05/22 14:39*	*01/06/22 14:37*	*1*
2-Fluorobiphenyl (Surr)	*97*		*48 - 120*	*01/05/22 14:39*	*01/06/22 14:37*	*1*
2-Fluorophenol (Surr)	*48*		*35 - 120*	*01/05/22 14:39*	*01/06/22 14:37*	*1*
Nitrobenzene-d5 (Surr)	*83*		*46 - 120*	*01/05/22 14:39*	*01/06/22 14:37*	*1*
Phenol-d5 (Surr)	*32*		*22 - 120*	*01/05/22 14:39*	*01/06/22 14:37*	*1*
p-Terphenyl-d14 (Surr)	*107*		*60 - 148*	*01/05/22 14:39*	*01/06/22 14:37*	*1*

Method: 8081B - Organochlorine Pesticides (GC) - TCLP

Analyte	Result	Qualifier	RL	MDL	Unit	D	Prepared	Analyzed	Dil Fac
gamma-BHC (Lindane)	0.00020	U *+	0.00020	0.0000060	mg/L		01/05/22 11:24	01/06/22 13:33	1
Chlordane (technical)	0.0020	U	0.0020	0.000029	mg/L		01/05/22 11:24	01/06/22 13:33	1
Endrin	0.00020	U	0.00020	0.000014	mg/L		01/05/22 11:24	01/06/22 13:33	1
Heptachlor	0.00020	U *+	0.00020	0.0000085	mg/L		01/05/22 11:24	01/06/22 13:33	1
Heptachlor epoxide	0.00020	U *+	0.00020	0.0000053	mg/L		01/05/22 11:24	01/06/22 13:33	1
Methoxychlor	0.00020	U	0.00020	0.000014	mg/L		01/05/22 11:24	01/06/22 13:33	1
Toxaphene	0.0020	U	0.0020	0.00012	mg/L		01/05/22 11:24	01/06/22 13:33	1

Surrogate	*%Recovery*	*Qualifier*	*Limits*	*Prepared*	*Analyzed*	*Dil Fac*
DCB Decachlorobiphenyl	*84*		*20 - 120*	*01/05/22 11:24*	*01/06/22 13:33*	*1*
Tetrachloro-m-xylene	*90*		*44 - 120*	*01/05/22 11:24*	*01/06/22 13:33*	*1*

Method: 8151 - TCLP Herbicides - TCLP

Analyte	Result	Qualifier	RL	MDL	Unit	D	Prepared	Analyzed	Dil Fac
2,4-D	0.0020	U	0.0020	0.00040	mg/L		01/06/22 09:01	01/07/22 14:57	1
Silvex (2,4,5-TP)	0.0020	U	0.0020	0.00036	mg/L		01/06/22 09:01	01/07/22 14:57	1

Client Sample ID: PS13

Lab Sample ID: 480-193831-13

Date Collected: 12/28/21 14:24
Matrix: Solid
Date Received: 12/29/21 13:40

Surrogate	%Recovery	Qualifier	Limits	Prepared	Analyzed	Dil Fac
2,4-Dichlorophenylacetic acid	10	S1-	48 - 132	01/06/22 09:01	01/07/22 14:57	1

Method: 6010C - Metals (ICP) - TCLP

Analyte	Result	Qualifier	RL	MDL	Unit	D	Prepared	Analyzed	Dil Fac
Arsenic	**0.0096**	**J**	0.015	0.0056	mg/L		01/06/22 08:15	01/06/22 14:19	1
Barium	**0.45**	**J**	1.0	0.10	mg/L		01/06/22 08:15	01/06/22 14:19	1
Cadmium	0.0020	U	0.0020	0.00050	mg/L		01/06/22 08:15	01/06/22 14:19	1
Chromium	0.020	U	0.020	0.010	mg/L		01/06/22 08:15	01/06/22 14:19	1
Lead	0.020	U	0.020	0.0030	mg/L		01/06/22 08:15	01/06/22 14:19	1
Selenium	0.025	U	0.025	0.0087	mg/L		01/06/22 08:15	01/06/22 14:19	1
Silver	0.0060	U	0.0060	0.0017	mg/L		01/06/22 08:15	01/06/22 14:19	1

Method: 7470A - TCLP Mercury - TCLP

Analyte	Result	Qualifier	RL	MDL	Unit	D	Prepared	Analyzed	Dil Fac
Mercury	0.00020	U	0.00020	0.000043	mg/L		01/12/22 13:35	01/12/22 16:19	1

General Chemistry

Analyte	Result	Qualifier	RL	MDL	Unit	D	Prepared	Analyzed	Dil Fac
Cyanide, Reactive	10	U	10	10	mg/Kg		01/04/22 08:10	01/05/22 10:21	1
Sulfide, Reactive	**20.0**		10	10	mg/Kg		01/04/22 08:10	01/04/22 15:12	1

Analyte	Result	Qualifier	RL	RL	Unit	D	Prepared	Analyzed	Dil Fac
Flashpoint	**>180**		50.0	50.0	Degrees F			01/10/22 16:05	1
pH	**7.1**	**HF**	0.1	0.1	SU			01/04/22 11:00	1
Temperature	**19.3**	**HF**	0.001	0.001	Degrees C			01/04/22 11:00	1

Client Sample ID: PS13

Lab Sample ID: 480-193831-13

Date Collected: 12/28/21 14:24
Matrix: Solid
Date Received: 12/29/21 13:40
Percent Solids: 81.0

Method: 8015D - Gasoline Range Organics (GRO) (GC)

Analyte	Result	Qualifier	RL	MDL	Unit	D	Prepared	Analyzed	Dil Fac
Gasoline Range Organics [C6 - C10]	**1.1**	**J**	1.3	0.35	mg/Kg	☼	01/03/22 07:07	01/03/22 22:18	1

Surrogate	%Recovery	Qualifier	Limits	Prepared	Analyzed	Dil Fac
a,a,a-Trifluorotoluene	78		46 - 156	01/03/22 07:07	01/03/22 22:18	1

Method: 8015D - Diesel Range Organics (DRO) (GC)

Analyte	Result	Qualifier	RL	MDL	Unit	D	Prepared	Analyzed	Dil Fac
Diesel Range Organics [C10-C28]	21	U	21	6.3	mg/Kg	☼	12/30/21 14:28	01/03/22 22:52	1

Surrogate	%Recovery	Qualifier	Limits	Prepared	Analyzed	Dil Fac
o-Terphenyl	82		48 - 125	12/30/21 14:28	01/03/22 22:52	1

Method: 8082A - Polychlorinated Biphenyls (PCBs) by Gas Chromatography

Analyte	Result	Qualifier	RL	MDL	Unit	D	Prepared	Analyzed	Dil Fac
PCB-1016	0.30	U	0.30	0.059	mg/Kg	☼	01/03/22 09:48	01/04/22 20:25	1
PCB-1221	0.30	U	0.30	0.059	mg/Kg	☼	01/03/22 09:48	01/04/22 20:25	1
PCB-1232	0.30	U	0.30	0.059	mg/Kg	☼	01/03/22 09:48	01/04/22 20:25	1
PCB-1242	0.30	U	0.30	0.059	mg/Kg	☼	01/03/22 09:48	01/04/22 20:25	1
PCB-1248	0.30	U	0.30	0.059	mg/Kg	☼	01/03/22 09:48	01/04/22 20:25	1
PCB-1254	0.30	U	0.30	0.14	mg/Kg	☼	01/03/22 09:48	01/04/22 20:25	1

Client Sample ID: PS13

Lab Sample ID: 480-193831-13
Date Collected: 12/28/21 14:24
Matrix: Solid
Date Received: 12/29/21 13:40
Percent Solids: 81.0

Method: 8082A - Polychlorinated Biphenyls (PCBs) by Gas Chromatography (Continued)

Analyte	Result	Qualifier	RL	MDL	Unit	D	Prepared	Analyzed	Dil Fac
PCB-1260	0.30	U	0.30	0.14	mg/Kg	☼	01/03/22 09:48	01/04/22 20:25	1
PCB-1262	0.30	U	0.30	0.14	mg/Kg	☼	01/03/22 09:48	01/04/22 20:25	1
PCB-1268	0.30	U	0.30	0.14	mg/Kg	☼	01/03/22 09:48	01/04/22 20:25	1

Surrogate	*%Recovery*	*Qualifier*	*Limits*	*Prepared*	*Analyzed*	*Dil Fac*
DCB Decachlorobiphenyl	*145*		*65 - 174*	*01/03/22 09:48*	*01/04/22 20:25*	*1*
Tetrachloro-m-xylene	*131*		*60 - 154*	*01/03/22 09:48*	*01/04/22 20:25*	*1*

Client Sample ID: PS14

Lab Sample ID: 480-193831-14
Date Collected: 12/28/21 14:30
Matrix: Solid
Date Received: 12/29/21 13:40

Method: 8260C - TCLP Volatiles - TCLP

Analyte	Result	Qualifier	RL	MDL	Unit	D	Prepared	Analyzed	Dil Fac
1,1-Dichloroethene	0.010	U	0.010	0.0029	mg/L			01/06/22 12:59	10
1,2-Dichloroethane	0.010	U	0.010	0.0021	mg/L			01/06/22 12:59	10
2-Butanone (MEK)	0.050	U	0.050	0.013	mg/L			01/06/22 12:59	10
Benzene	0.010	U	0.010	0.0041	mg/L			01/06/22 12:59	10
Carbon tetrachloride	0.010	U	0.010	0.0027	mg/L			01/06/22 12:59	10
Chlorobenzene	0.010	U	0.010	0.0075	mg/L			01/06/22 12:59	10
Chloroform	0.010	U	0.010	0.0034	mg/L			01/06/22 12:59	10
Tetrachloroethene	0.010	U	0.010	0.0036	mg/L			01/06/22 12:59	10
Trichloroethene	0.010	U	0.010	0.0046	mg/L			01/06/22 12:59	10
Vinyl chloride	0.010	U	0.010	0.0090	mg/L			01/06/22 12:59	10

Surrogate	*%Recovery*	*Qualifier*	*Limits*	*Prepared*	*Analyzed*	*Dil Fac*
1,2-Dichloroethane-d4 (Surr)	*102*		*77 - 120*		*01/06/22 12:59*	*10*
4-Bromofluorobenzene (Surr)	*100*		*73 - 120*		*01/06/22 12:59*	*10*
Dibromofluoromethane (Surr)	*100*		*75 - 123*		*01/06/22 12:59*	*10*
Toluene-d8 (Surr)	*101*		*80 - 120*		*01/06/22 12:59*	*10*

Method: 8270D - Semivolatile Organic Compounds (GC/MS) - TCLP

Analyte	Result	Qualifier	RL	MDL	Unit	D	Prepared	Analyzed	Dil Fac
1,4-Dichlorobenzene	0.040	U	0.040	0.0018	mg/L		01/05/22 14:39	01/06/22 15:01	1
2,4,5-Trichlorophenol	0.020	U	0.020	0.0019	mg/L		01/05/22 14:39	01/06/22 15:01	1
2,4,6-Trichlorophenol	0.020	U	0.020	0.0024	mg/L		01/05/22 14:39	01/06/22 15:01	1
2,4-Dinitrotoluene	0.020	U	0.020	0.0017	mg/L		01/05/22 14:39	01/06/22 15:01	1
2-Methylphenol	0.020	U	0.020	0.0016	mg/L		01/05/22 14:39	01/06/22 15:01	1
3-Methylphenol	0.040	U	0.040	0.0016	mg/L		01/05/22 14:39	01/06/22 15:01	1
4-Methylphenol	0.040	U	0.040	0.0014	mg/L		01/05/22 14:39	01/06/22 15:01	1
Hexachlorobenzene	0.020	U	0.020	0.0020	mg/L		01/05/22 14:39	01/06/22 15:01	1
Hexachlorobutadiene	0.020	U	0.020	0.0027	mg/L		01/05/22 14:39	01/06/22 15:01	1
Hexachloroethane	0.020	U	0.020	0.0023	mg/L		01/05/22 14:39	01/06/22 15:01	1
Nitrobenzene	0.020	U	0.020	0.0011	mg/L		01/05/22 14:39	01/06/22 15:01	1
Pentachlorophenol	0.040	U	0.040	0.0088	mg/L		01/05/22 14:39	01/06/22 15:01	1
Pyridine	0.10	U	0.10	0.0016	mg/L		01/05/22 14:39	01/06/22 15:01	1

Surrogate	*%Recovery*	*Qualifier*	*Limits*	*Prepared*	*Analyzed*	*Dil Fac*
2,4,6-Tribromophenol (Surr)	*102*		*41 - 120*	*01/05/22 14:39*	*01/06/22 15:01*	*1*
2-Fluorobiphenyl (Surr)	*98*		*48 - 120*	*01/05/22 14:39*	*01/06/22 15:01*	*1*
2-Fluorophenol (Surr)	*49*		*35 - 120*	*01/05/22 14:39*	*01/06/22 15:01*	*1*

Client Sample ID: PS14
Lab Sample ID: 480-193831-14

Date Collected: 12/28/21 14:30
Matrix: Solid
Date Received: 12/29/21 13:40

Method: 8270D - Semivolatile Organic Compounds (GC/MS) - TCLP (Continued)

Surrogate	%Recovery	Qualifier	Limits	Prepared	Analyzed	Dil Fac
Nitrobenzene-d5 (Surr)	84		46 - 120	01/05/22 14:39	01/06/22 15:01	1
Phenol-d5 (Surr)	34		22 - 120	01/05/22 14:39	01/06/22 15:01	1
p-Terphenyl-d14 (Surr)	104		60 - 148	01/05/22 14:39	01/06/22 15:01	1

Method: 8081B - Organochlorine Pesticides (GC) - TCLP

Analyte	Result	Qualifier	RL	MDL	Unit	D	Prepared	Analyzed	Dil Fac
gamma-BHC (Lindane)	0.00020	U *+	0.00020	0.0000060	mg/L		01/05/22 11:24	01/06/22 13:53	1
Chlordane (technical)	0.0020	U	0.0020	0.000029	mg/L		01/05/22 11:24	01/06/22 13:53	1
Endrin	0.00020	U	0.00020	0.000014	mg/L		01/05/22 11:24	01/06/22 13:53	1
Heptachlor	0.00020	U *+	0.00020	0.0000085	mg/L		01/05/22 11:24	01/06/22 13:53	1
Heptachlor epoxide	0.00020	U *+	0.00020	0.0000053	mg/L		01/05/22 11:24	01/06/22 13:53	1
Methoxychlor	0.00020	U	0.00020	0.000014	mg/L		01/05/22 11:24	01/06/22 13:53	1
Toxaphene	0.0020	U	0.0020	0.00012	mg/L		01/05/22 11:24	01/06/22 13:53	1

Surrogate	%Recovery	Qualifier	Limits	Prepared	Analyzed	Dil Fac
DCB Decachlorobiphenyl	90		20 - 120	01/05/22 11:24	01/06/22 13:53	1
Tetrachloro-m-xylene	90		44 - 120	01/05/22 11:24	01/06/22 13:53	1

Method: 8151 - TCLP Herbicides - TCLP

Analyte	Result	Qualifier	RL	MDL	Unit	D	Prepared	Analyzed	Dil Fac
2,4-D	0.0020	U	0.0020	0.00040	mg/L		01/06/22 09:01	01/07/22 15:27	1
Silvex (2,4,5-TP)	0.0020	U	0.0020	0.00036	mg/L		01/06/22 09:01	01/07/22 15:27	1

Surrogate	%Recovery	Qualifier	Limits	Prepared	Analyzed	Dil Fac
2,4-Dichlorophenylacetic acid	12	S1-	48 - 132	01/06/22 09:01	01/07/22 15:27	1

Method: 6010C - Metals (ICP) - TCLP

Analyte	Result	Qualifier	RL	MDL	Unit	D	Prepared	Analyzed	Dil Fac
Arsenic	0.015	U	0.015	0.0056	mg/L		01/06/22 08:15	01/06/22 14:23	1
Barium	**0.41**	**J**	1.0	0.10	mg/L		01/06/22 08:15	01/06/22 14:23	1
Cadmium	0.0020	U	0.0020	0.00050	mg/L		01/06/22 08:15	01/06/22 14:23	1
Chromium	0.020	U	0.020	0.010	mg/L		01/06/22 08:15	01/06/22 14:23	1
Lead	0.020	U	0.020	0.0030	mg/L		01/06/22 08:15	01/06/22 14:23	1
Selenium	0.025	U	0.025	0.0087	mg/L		01/06/22 08:15	01/06/22 14:23	1
Silver	0.0060	U	0.0060	0.0017	mg/L		01/06/22 08:15	01/06/22 14:23	1

Method: 7470A - TCLP Mercury - TCLP

Analyte	Result	Qualifier	RL	MDL	Unit	D	Prepared	Analyzed	Dil Fac
Mercury	0.00020	U	0.00020	0.000043	mg/L		01/12/22 13:35	01/12/22 16:20	1

General Chemistry

Analyte	Result	Qualifier	RL	MDL	Unit	D	Prepared	Analyzed	Dil Fac
Cyanide, Reactive	9.9	U	9.9	9.9	mg/Kg		01/04/22 08:10	01/05/22 10:22	1
Sulfide, Reactive	9.9	U	9.9	9.9	mg/Kg		01/04/22 08:10	01/04/22 15:12	1

Analyte	Result	Qualifier	RL	RL	Unit	D	Prepared	Analyzed	Dil Fac
Flashpoint	**>180**		50.0	50.0	Degrees F			01/10/22 16:05	1
pH	**7.9**	**HF**	0.1	0.1	SU			01/04/22 11:00	1
Temperature	**19.4**	**HF**	0.001	0.001	Degrees C			01/04/22 11:00	1

Client Sample ID: PS14

Lab Sample ID: 480-193831-14

Date Collected: 12/28/21 14:30
Date Received: 12/29/21 13:40

Matrix: Solid
Percent Solids: 81.8

Method: 8015D - Gasoline Range Organics (GRO) (GC)

Analyte	Result	Qualifier	RL	MDL	Unit	D	Prepared	Analyzed	Dil Fac
Gasoline Range Organics [C6 - C10]	1.2	J	1.5	0.39	mg/Kg	☼	01/03/22 07:07	01/03/22 22:54	1

Surrogate	*%Recovery*	*Qualifier*	*Limits*	*Prepared*	*Analyzed*	*Dil Fac*
a,a,a-Trifluorotoluene	*80*		*46 - 156*	*01/03/22 07:07*	*01/03/22 22:54*	*1*

Method: 8015D - Diesel Range Organics (DRO) (GC)

Analyte	Result	Qualifier	RL	MDL	Unit	D	Prepared	Analyzed	Dil Fac
Diesel Range Organics [C10-C28]	20	U	20	6.1	mg/Kg	☼	12/30/21 14:28	01/03/22 23:27	1

Surrogate	*%Recovery*	*Qualifier*	*Limits*	*Prepared*	*Analyzed*	*Dil Fac*
o-Terphenyl	*86*		*48 - 125*	*12/30/21 14:28*	*01/03/22 23:27*	*1*

Method: 8082A - Polychlorinated Biphenyls (PCBs) by Gas Chromatography

Analyte	Result	Qualifier	RL	MDL	Unit	D	Prepared	Analyzed	Dil Fac
PCB-1016	0.29	U	0.29	0.057	mg/Kg	☼	01/03/22 09:48	01/04/22 20:38	1
PCB-1221	0.29	U	0.29	0.057	mg/Kg	☼	01/03/22 09:48	01/04/22 20:38	1
PCB-1232	0.29	U	0.29	0.057	mg/Kg	☼	01/03/22 09:48	01/04/22 20:38	1
PCB-1242	0.29	U	0.29	0.057	mg/Kg	☼	01/03/22 09:48	01/04/22 20:38	1
PCB-1248	0.29	U	0.29	0.057	mg/Kg	☼	01/03/22 09:48	01/04/22 20:38	1
PCB-1254	0.29	U	0.29	0.14	mg/Kg	☼	01/03/22 09:48	01/04/22 20:38	1
PCB-1260	0.29	U	0.29	0.14	mg/Kg	☼	01/03/22 09:48	01/04/22 20:38	1
PCB-1262	0.29	U	0.29	0.14	mg/Kg	☼	01/03/22 09:48	01/04/22 20:38	1
PCB-1268	0.29	U	0.29	0.14	mg/Kg	☼	01/03/22 09:48	01/04/22 20:38	1

Surrogate	*%Recovery*	*Qualifier*	*Limits*	*Prepared*	*Analyzed*	*Dil Fac*
DCB Decachlorobiphenyl	*142*		*65 - 174*	*01/03/22 09:48*	*01/04/22 20:38*	*1*
Tetrachloro-m-xylene	*129*		*60 - 154*	*01/03/22 09:48*	*01/04/22 20:38*	*1*

Client Sample ID: PS15

Lab Sample ID: 480-193831-15

Date Collected: 12/28/21 14:36
Date Received: 12/29/21 13:40

Matrix: Solid

Method: 8260C - TCLP Volatiles - TCLP

Analyte	Result	Qualifier	RL	MDL	Unit	D	Prepared	Analyzed	Dil Fac
1,1-Dichloroethene	0.010	U	0.010	0.0029	mg/L			01/06/22 13:22	10
1,2-Dichloroethane	0.010	U	0.010	0.0021	mg/L			01/06/22 13:22	10
2-Butanone (MEK)	0.050	U	0.050	0.013	mg/L			01/06/22 13:22	10
Benzene	0.010	U	0.010	0.0041	mg/L			01/06/22 13:22	10
Carbon tetrachloride	0.010	U	0.010	0.0027	mg/L			01/06/22 13:22	10
Chlorobenzene	0.010	U	0.010	0.0075	mg/L			01/06/22 13:22	10
Chloroform	0.010	U	0.010	0.0034	mg/L			01/06/22 13:22	10
Tetrachloroethene	0.010	U	0.010	0.0036	mg/L			01/06/22 13:22	10
Trichloroethene	0.010	U	0.010	0.0046	mg/L			01/06/22 13:22	10
Vinyl chloride	0.010	U	0.010	0.0090	mg/L			01/06/22 13:22	10

Surrogate	*%Recovery*	*Qualifier*	*Limits*	*Prepared*	*Analyzed*	*Dil Fac*
1,2-Dichloroethane-d4 (Surr)	*99*		*77 - 120*		*01/06/22 13:22*	*10*
4-Bromofluorobenzene (Surr)	*103*		*73 - 120*		*01/06/22 13:22*	*10*
Dibromofluoromethane (Surr)	*96*		*75 - 123*		*01/06/22 13:22*	*10*
Toluene-d8 (Surr)	*100*		*80 - 120*		*01/06/22 13:22*	*10*

Client Sample Results

Client: Brydges Engineering in Environment & Energy DPC
Project/Site: Pilgrim Village Senior

Job ID: 480-193831-1

Client Sample ID: PS15

Date Collected: 12/28/21 14:36
Date Received: 12/29/21 13:40

Lab Sample ID: 480-193831-15

Matrix: Solid

Method: 8270D - Semivolatile Organic Compounds (GC/MS) - TCLP

Analyte	Result	Qualifier	RL	MDL	Unit	D	Prepared	Analyzed	Dil Fac
1,4-Dichlorobenzene	0.040	U	0.040	0.0018	mg/L		01/05/22 14:39	01/06/22 15:26	1
2,4,5-Trichlorophenol	0.020	U	0.020	0.0019	mg/L		01/05/22 14:39	01/06/22 15:26	1
2,4,6-Trichlorophenol	0.020	U	0.020	0.0024	mg/L		01/05/22 14:39	01/06/22 15:26	1
2,4-Dinitrotoluene	0.020	U	0.020	0.0017	mg/L		01/05/22 14:39	01/06/22 15:26	1
2-Methylphenol	0.020	U	0.020	0.0016	mg/L		01/05/22 14:39	01/06/22 15:26	1
3-Methylphenol	0.040	U	0.040	0.0016	mg/L		01/05/22 14:39	01/06/22 15:26	1
4-Methylphenol	0.040	U	0.040	0.0014	mg/L		01/05/22 14:39	01/06/22 15:26	1
Hexachlorobenzene	0.020	U	0.020	0.0020	mg/L		01/05/22 14:39	01/06/22 15:26	1
Hexachlorobutadiene	0.020	U	0.020	0.0027	mg/L		01/05/22 14:39	01/06/22 15:26	1
Hexachloroethane	0.020	U	0.020	0.0023	mg/L		01/05/22 14:39	01/06/22 15:26	1
Nitrobenzene	0.020	U	0.020	0.0011	mg/L		01/05/22 14:39	01/06/22 15:26	1
Pentachlorophenol	0.040	U	0.040	0.0088	mg/L		01/05/22 14:39	01/06/22 15:26	1
Pyridine	0.10	U	0.10	0.0016	mg/L		01/05/22 14:39	01/06/22 15:26	1

Surrogate	*%Recovery*	*Qualifier*	*Limits*	*Prepared*	*Analyzed*	*Dil Fac*
2,4,6-Tribromophenol (Surr)	*97*		*41 - 120*	*01/05/22 14:39*	*01/06/22 15:26*	*1*
2-Fluorobiphenyl (Surr)	*92*		*48 - 120*	*01/05/22 14:39*	*01/06/22 15:26*	*1*
2-Fluorophenol (Surr)	*45*		*35 - 120*	*01/05/22 14:39*	*01/06/22 15:26*	*1*
Nitrobenzene-d5 (Surr)	*76*		*46 - 120*	*01/05/22 14:39*	*01/06/22 15:26*	*1*
Phenol-d5 (Surr)	*31*		*22 - 120*	*01/05/22 14:39*	*01/06/22 15:26*	*1*
p-Terphenyl-d14 (Surr)	*101*		*60 - 148*	*01/05/22 14:39*	*01/06/22 15:26*	*1*

Method: 8081B - Organochlorine Pesticides (GC) - TCLP

Analyte	Result	Qualifier	RL	MDL	Unit	D	Prepared	Analyzed	Dil Fac
gamma-BHC (Lindane)	0.00020	U *+	0.00020	0.0000060	mg/L		01/05/22 11:24	01/06/22 14:13	1
Chlordane (technical)	0.0020	U	0.0020	0.000029	mg/L		01/05/22 11:24	01/06/22 14:13	1
Endrin	0.00020	U	0.00020	0.000014	mg/L		01/05/22 11:24	01/06/22 14:13	1
Heptachlor	0.00020	U *+	0.00020	0.0000085	mg/L		01/05/22 11:24	01/06/22 14:13	1
Heptachlor epoxide	0.00020	U *+	0.00020	0.0000053	mg/L		01/05/22 11:24	01/06/22 14:13	1
Methoxychlor	0.00020	U	0.00020	0.000014	mg/L		01/05/22 11:24	01/06/22 14:13	1
Toxaphene	0.0020	U	0.0020	0.00012	mg/L		01/05/22 11:24	01/06/22 14:13	1

Surrogate	*%Recovery*	*Qualifier*	*Limits*	*Prepared*	*Analyzed*	*Dil Fac*
DCB Decachlorobiphenyl	*93*		*20 - 120*	*01/05/22 11:24*	*01/06/22 14:13*	*1*
Tetrachloro-m-xylene	*92*		*44 - 120*	*01/05/22 11:24*	*01/06/22 14:13*	*1*

Method: 8151 - TCLP Herbicides - TCLP

Analyte	Result	Qualifier	RL	MDL	Unit	D	Prepared	Analyzed	Dil Fac
2,4-D	0.0020	U	0.0020	0.00040	mg/L		01/06/22 09:01	01/07/22 15:56	1
Silvex (2,4,5-TP)	0.0020	U	0.0020	0.00036	mg/L		01/06/22 09:01	01/07/22 15:56	1

Surrogate	*%Recovery*	*Qualifier*	*Limits*	*Prepared*	*Analyzed*	*Dil Fac*
2,4-Dichlorophenylacetic acid	*9*	*S1-*	*48 - 132*	*01/06/22 09:01*	*01/07/22 15:56*	*1*

Method: 6010C - Metals (ICP) - TCLP

Analyte	Result	Qualifier	RL	MDL	Unit	D	Prepared	Analyzed	Dil Fac
Arsenic	0.015	U	0.015	0.0056	mg/L		01/06/22 08:15	01/06/22 14:27	1
Barium	**0.21**	**J**	1.0	0.10	mg/L		01/06/22 08:15	01/06/22 14:27	1
Cadmium	**0.0015**	**J**	0.0020	0.00050	mg/L		01/06/22 08:15	01/06/22 14:27	1
Chromium	0.020	U	0.020	0.010	mg/L		01/06/22 08:15	01/06/22 14:27	1
Lead	**0.0051**	**J B**	0.020	0.0030	mg/L		01/06/22 08:15	01/06/22 14:27	1

Client Sample ID: PS15

Lab Sample ID: 480-193831-15

Date Collected: 12/28/21 14:36
Matrix: Solid
Date Received: 12/29/21 13:40

Method: 6010C - Metals (ICP) - TCLP (Continued)

Analyte	Result	Qualifier	RL	MDL	Unit	D	Prepared	Analyzed	Dil Fac
Selenium	0.025	U	0.025	0.0087	mg/L		01/06/22 08:15	01/06/22 14:27	1
Silver	0.0060	U	0.0060	0.0017	mg/L		01/06/22 08:15	01/06/22 14:27	1

Method: 7470A - TCLP Mercury - TCLP

Analyte	Result	Qualifier	RL	MDL	Unit	D	Prepared	Analyzed	Dil Fac
Mercury	0.00020	U	0.00020	0.000043	mg/L		01/12/22 13:35	01/12/22 16:21	1

General Chemistry

Analyte	Result	Qualifier	RL	MDL	Unit	D	Prepared	Analyzed	Dil Fac
Cyanide, Reactive	10	U	10	10	mg/Kg		01/04/22 08:10	01/05/22 10:24	1
Sulfide, Reactive	10	U	10	10	mg/Kg		01/04/22 08:10	01/04/22 15:12	1

Analyte	Result	Qualifier	RL	RL	Unit	D	Prepared	Analyzed	Dil Fac
Flashpoint	**>175**	***- ^-**	50.0	50.0	Degrees F			01/10/22 16:22	1
pH	**7.8**	**HF**	0.1	0.1	SU			01/04/22 11:00	1
Temperature	**19.5**	**HF**	0.001	0.001	Degrees C			01/04/22 11:00	1

Client Sample ID: PS15

Lab Sample ID: 480-193831-15

Date Collected: 12/28/21 14:36
Matrix: Solid
Date Received: 12/29/21 13:40
Percent Solids: 87.2

Method: 8015D - Gasoline Range Organics (GRO) (GC)

Analyte	Result	Qualifier	RL	MDL	Unit	D	Prepared	Analyzed	Dil Fac
Gasoline Range Organics [C6 - C10]	1.4	U	1.4	0.37	mg/Kg	☼	01/03/22 07:07	01/03/22 23:30	1

Surrogate	*%Recovery*	*Qualifier*	*Limits*	*Prepared*	*Analyzed*	*Dil Fac*
a,a,a-Trifluorotoluene	*78*		*46 - 156*	*01/03/22 07:07*	*01/03/22 23:30*	*1*

Method: 8015D - Diesel Range Organics (DRO) (GC)

Analyte	Result	Qualifier	RL	MDL	Unit	D	Prepared	Analyzed	Dil Fac
Diesel Range Organics [C10-C28]	19	U	19	5.7	mg/Kg	☼	12/30/21 14:28	01/04/22 00:03	1

Surrogate	*%Recovery*	*Qualifier*	*Limits*	*Prepared*	*Analyzed*	*Dil Fac*
o-Terphenyl	*82*		*48 - 125*	*12/30/21 14:28*	*01/04/22 00:03*	*1*

Method: 8082A - Polychlorinated Biphenyls (PCBs) by Gas Chromatography

Analyte	Result	Qualifier	RL	MDL	Unit	D	Prepared	Analyzed	Dil Fac
PCB-1016	0.25	U	0.25	0.050	mg/Kg	☼	01/03/22 09:57	01/04/22 21:42	1
PCB-1221	0.25	U	0.25	0.050	mg/Kg	☼	01/03/22 09:57	01/04/22 21:42	1
PCB-1232	0.25	U	0.25	0.050	mg/Kg	☼	01/03/22 09:57	01/04/22 21:42	1
PCB-1242	0.25	U	0.25	0.050	mg/Kg	☼	01/03/22 09:57	01/04/22 21:42	1
PCB-1248	0.25	U	0.25	0.050	mg/Kg	☼	01/03/22 09:57	01/04/22 21:42	1
PCB-1254	0.25	U	0.25	0.12	mg/Kg	☼	01/03/22 09:57	01/04/22 21:42	1
PCB-1260	0.25	U	0.25	0.12	mg/Kg	☼	01/03/22 09:57	01/04/22 21:42	1
PCB-1262	0.25	U	0.25	0.12	mg/Kg	☼	01/03/22 09:57	01/04/22 21:42	1
PCB-1268	0.25	U	0.25	0.12	mg/Kg	☼	01/03/22 09:57	01/04/22 21:42	1

Surrogate	*%Recovery*	*Qualifier*	*Limits*	*Prepared*	*Analyzed*	*Dil Fac*
DCB Decachlorobiphenyl	*149*		*65 - 174*	*01/03/22 09:57*	*01/04/22 21:42*	*1*
Tetrachloro-m-xylene	*134*		*60 - 154*	*01/03/22 09:57*	*01/04/22 21:42*	*1*

Client Sample Results

Client: Brydges Engineering in Environment & Energy DPC
Project/Site: Pilgrim Village Senior

Job ID: 480-193831-1

Client Sample ID: PS16

Date Collected: 12/28/21 14:42
Date Received: 12/29/21 13:40

Lab Sample ID: 480-193831-16

Matrix: Solid

Method: 8260C - TCLP Volatiles - TCLP

Analyte	Result	Qualifier	RL	MDL	Unit	D	Prepared	Analyzed	Dil Fac
1,1-Dichloroethene	0.010	U	0.010	0.0029	mg/L			01/06/22 13:45	10
1,2-Dichloroethane	0.010	U	0.010	0.0021	mg/L			01/06/22 13:45	10
2-Butanone (MEK)	0.050	U	0.050	0.013	mg/L			01/06/22 13:45	10
Benzene	0.010	U	0.010	0.0041	mg/L			01/06/22 13:45	10
Carbon tetrachloride	0.010	U	0.010	0.0027	mg/L			01/06/22 13:45	10
Chlorobenzene	0.010	U	0.010	0.0075	mg/L			01/06/22 13:45	10
Chloroform	0.010	U	0.010	0.0034	mg/L			01/06/22 13:45	10
Tetrachloroethene	0.010	U	0.010	0.0036	mg/L			01/06/22 13:45	10
Trichloroethene	0.010	U	0.010	0.0046	mg/L			01/06/22 13:45	10
Vinyl chloride	0.010	U	0.010	0.0090	mg/L			01/06/22 13:45	10

Surrogate	*%Recovery*	*Qualifier*	*Limits*	*Prepared*	*Analyzed*	*Dil Fac*
1,2-Dichloroethane-d4 (Surr)	*99*		*77 - 120*		*01/06/22 13:45*	*10*
4-Bromofluorobenzene (Surr)	*102*		*73 - 120*		*01/06/22 13:45*	*10*
Dibromofluoromethane (Surr)	*97*		*75 - 123*		*01/06/22 13:45*	*10*
Toluene-d8 (Surr)	*100*		*80 - 120*		*01/06/22 13:45*	*10*

Method: 8270D - Semivolatile Organic Compounds (GC/MS) - TCLP

Analyte	Result	Qualifier	RL	MDL	Unit	D	Prepared	Analyzed	Dil Fac
1,4-Dichlorobenzene	0.040	U	0.040	0.0018	mg/L		01/05/22 14:39	01/06/22 15:50	1
2,4,5-Trichlorophenol	0.020	U	0.020	0.0019	mg/L		01/05/22 14:39	01/06/22 15:50	1
2,4,6-Trichlorophenol	0.020	U	0.020	0.0024	mg/L		01/05/22 14:39	01/06/22 15:50	1
2,4-Dinitrotoluene	0.020	U	0.020	0.0017	mg/L		01/05/22 14:39	01/06/22 15:50	1
2-Methylphenol	0.020	U	0.020	0.0016	mg/L		01/05/22 14:39	01/06/22 15:50	1
3-Methylphenol	0.040	U	0.040	0.0016	mg/L		01/05/22 14:39	01/06/22 15:50	1
4-Methylphenol	0.040	U	0.040	0.0014	mg/L		01/05/22 14:39	01/06/22 15:50	1
Hexachlorobenzene	0.020	U	0.020	0.0020	mg/L		01/05/22 14:39	01/06/22 15:50	1
Hexachlorobutadiene	0.020	U	0.020	0.0027	mg/L		01/05/22 14:39	01/06/22 15:50	1
Hexachloroethane	0.020	U	0.020	0.0023	mg/L		01/05/22 14:39	01/06/22 15:50	1
Nitrobenzene	0.020	U	0.020	0.0011	mg/L		01/05/22 14:39	01/06/22 15:50	1
Pentachlorophenol	0.040	U	0.040	0.0088	mg/L		01/05/22 14:39	01/06/22 15:50	1
Pyridine	0.10	U	0.10	0.0016	mg/L		01/05/22 14:39	01/06/22 15:50	1

Surrogate	*%Recovery*	*Qualifier*	*Limits*	*Prepared*	*Analyzed*	*Dil Fac*
2,4,6-Tribromophenol (Surr)	*101*		*41 - 120*	*01/05/22 14:39*	*01/06/22 15:50*	*1*
2-Fluorobiphenyl (Surr)	*106*		*48 - 120*	*01/05/22 14:39*	*01/06/22 15:50*	*1*
2-Fluorophenol (Surr)	*55*		*35 - 120*	*01/05/22 14:39*	*01/06/22 15:50*	*1*
Nitrobenzene-d5 (Surr)	*90*		*46 - 120*	*01/05/22 14:39*	*01/06/22 15:50*	*1*
Phenol-d5 (Surr)	*37*		*22 - 120*	*01/05/22 14:39*	*01/06/22 15:50*	*1*
p-Terphenyl-d14 (Surr)	*112*		*60 - 148*	*01/05/22 14:39*	*01/06/22 15:50*	*1*

Method: 8081B - Organochlorine Pesticides (GC) - TCLP

Analyte	Result	Qualifier	RL	MDL	Unit	D	Prepared	Analyzed	Dil Fac
gamma-BHC (Lindane)	0.00020	U *+	0.00020	0.0000060	mg/L		01/05/22 11:24	01/06/22 14:32	1
Chlordane (technical)	0.0020	U	0.0020	0.000029	mg/L		01/05/22 11:24	01/06/22 14:32	1
Endrin	0.00020	U	0.00020	0.000014	mg/L		01/05/22 11:24	01/06/22 14:32	1
Heptachlor	0.00020	U *+	0.00020	0.0000085	mg/L		01/05/22 11:24	01/06/22 14:32	1
Heptachlor epoxide	0.00020	U *+	0.00020	0.0000053	mg/L		01/05/22 11:24	01/06/22 14:32	1
Methoxychlor	0.00020	U	0.00020	0.000014	mg/L		01/05/22 11:24	01/06/22 14:32	1
Toxaphene	0.0020	U	0.0020	0.00012	mg/L		01/05/22 11:24	01/06/22 14:32	1

Client Sample ID: PS16
Lab Sample ID: 480-193831-16

Date Collected: 12/28/21 14:42
Matrix: Solid
Date Received: 12/29/21 13:40

Surrogate	*%Recovery*	*Qualifier*	*Limits*	*Prepared*	*Analyzed*	*Dil Fac*
DCB Decachlorobiphenyl	*92*		*20 - 120*	*01/05/22 11:24*	*01/06/22 14:32*	*1*
Tetrachloro-m-xylene	*89*		*44 - 120*	*01/05/22 11:24*	*01/06/22 14:32*	*1*

Method: 8151 - TCLP Herbicides - TCLP

Analyte	Result	Qualifier	RL	MDL	Unit	D	Prepared	Analyzed	Dil Fac
2,4-D	0.0020	U	0.0020	0.00040	mg/L		01/06/22 09:01	01/07/22 16:26	1
Silvex (2,4,5-TP)	0.0020	U	0.0020	0.00036	mg/L		01/06/22 09:01	01/07/22 16:26	1

Surrogate	*%Recovery*	*Qualifier*	*Limits*	*Prepared*	*Analyzed*	*Dil Fac*
2,4-Dichlorophenylacetic acid	*12*	*S1-*	*48 - 132*	*01/06/22 09:01*	*01/07/22 16:26*	*1*

Method: 6010C - Metals (ICP) - TCLP

Analyte	Result	Qualifier	RL	MDL	Unit	D	Prepared	Analyzed	Dil Fac
Arsenic	0.015	U	0.015	0.0056	mg/L		01/06/22 08:15	01/06/22 14:31	1
Barium	**0.26**	**J**	1.0	0.10	mg/L		01/06/22 08:15	01/06/22 14:31	1
Cadmium	**0.0016**	**J**	0.0020	0.00050	mg/L		01/06/22 08:15	01/06/22 14:31	1
Chromium	0.020	U	0.020	0.010	mg/L		01/06/22 08:15	01/06/22 14:31	1
Lead	0.020	U	0.020	0.0030	mg/L		01/06/22 08:15	01/06/22 14:31	1
Selenium	0.025	U	0.025	0.0087	mg/L		01/06/22 08:15	01/06/22 14:31	1
Silver	0.0060	U	0.0060	0.0017	mg/L		01/06/22 08:15	01/06/22 14:31	1

Method: 7470A - TCLP Mercury - TCLP

Analyte	Result	Qualifier	RL	MDL	Unit	D	Prepared	Analyzed	Dil Fac
Mercury	0.00020	U	0.00020	0.000043	mg/L		01/12/22 13:35	01/12/22 16:23	1

General Chemistry

Analyte	Result	Qualifier	RL	MDL	Unit	D	Prepared	Analyzed	Dil Fac
Cyanide, Reactive	9.9	U	9.9	9.9	mg/Kg		01/04/22 08:10	01/05/22 10:25	1
Sulfide, Reactive	9.9	U	9.9	9.9	mg/Kg		01/04/22 08:10	01/04/22 15:12	1

Analyte	Result	Qualifier	RL	RL	Unit	D	Prepared	Analyzed	Dil Fac
Flashpoint	**>180**		50.0	50.0	Degrees F			01/10/22 16:05	1
pH	**8.1**	**HF**	0.1	0.1	SU			01/04/22 11:00	1
Temperature	**19.5**	**HF**	0.001	0.001	Degrees C			01/04/22 11:00	1

Client Sample ID: PS16
Lab Sample ID: 480-193831-16

Date Collected: 12/28/21 14:42
Matrix: Solid
Date Received: 12/29/21 13:40
Percent Solids: 86.7

Method: 8015D - Gasoline Range Organics (GRO) (GC)

Analyte	Result	Qualifier	RL	MDL	Unit	D	Prepared	Analyzed	Dil Fac
Gasoline Range Organics [C6 - C10]	**1.1**	**J**	1.4	0.36	mg/Kg	☼	01/03/22 07:07	01/04/22 00:05	1

Surrogate	*%Recovery*	*Qualifier*	*Limits*	*Prepared*	*Analyzed*	*Dil Fac*
a,a,a-Trifluorotoluene	*93*		*46 - 156*	*01/03/22 07:07*	*01/04/22 00:05*	*1*

Method: 8015D - Diesel Range Organics (DRO) (GC)

Analyte	Result	Qualifier	RL	MDL	Unit	D	Prepared	Analyzed	Dil Fac
Diesel Range Organics [C10-C28]	19	U	19	5.7	mg/Kg	☼	01/03/22 08:28	01/04/22 04:12	1

Surrogate	*%Recovery*	*Qualifier*	*Limits*	*Prepared*	*Analyzed*	*Dil Fac*
o-Terphenyl	*88*		*48 - 125*	*01/03/22 08:28*	*01/04/22 04:12*	*1*

Client Sample ID: PS16

Lab Sample ID: 480-193831-16

Date Collected: 12/28/21 14:42
Matrix: Solid
Date Received: 12/29/21 13:40
Percent Solids: 86.7

Method: 8082A - Polychlorinated Biphenyls (PCBs) by Gas Chromatography

Analyte	Result	Qualifier	RL	MDL	Unit	D	Prepared	Analyzed	Dil Fac
PCB-1016	0.28	U	0.28	0.054	mg/Kg	☼	01/03/22 09:57	01/04/22 21:55	1
PCB-1221	0.28	U	0.28	0.054	mg/Kg	☼	01/03/22 09:57	01/04/22 21:55	1
PCB-1232	0.28	U	0.28	0.054	mg/Kg	☼	01/03/22 09:57	01/04/22 21:55	1
PCB-1242	0.28	U	0.28	0.054	mg/Kg	☼	01/03/22 09:57	01/04/22 21:55	1
PCB-1248	0.28	U	0.28	0.054	mg/Kg	☼	01/03/22 09:57	01/04/22 21:55	1
PCB-1254	0.28	U	0.28	0.13	mg/Kg	☼	01/03/22 09:57	01/04/22 21:55	1
PCB-1260	0.28	U	0.28	0.13	mg/Kg	☼	01/03/22 09:57	01/04/22 21:55	1
PCB-1262	0.28	U	0.28	0.13	mg/Kg	☼	01/03/22 09:57	01/04/22 21:55	1
PCB-1268	0.28	U	0.28	0.13	mg/Kg	☼	01/03/22 09:57	01/04/22 21:55	1

Surrogate	*%Recovery*	*Qualifier*	*Limits*	*Prepared*	*Analyzed*	*Dil Fac*
DCB Decachlorobiphenyl	*146*		*65 - 174*	*01/03/22 09:57*	*01/04/22 21:55*	*1*
Tetrachloro-m-xylene	*124*		*60 - 154*	*01/03/22 09:57*	*01/04/22 21:55*	*1*

Client Sample ID: PS17

Lab Sample ID: 480-193831-17

Date Collected: 12/28/21 14:48
Matrix: Solid
Date Received: 12/29/21 13:40

Method: 8260C - TCLP Volatiles - TCLP

Analyte	Result	Qualifier	RL	MDL	Unit	D	Prepared	Analyzed	Dil Fac
1,1-Dichloroethene	0.010	U	0.010	0.0029	mg/L			01/06/22 14:08	10
1,2-Dichloroethane	0.010	U	0.010	0.0021	mg/L			01/06/22 14:08	10
2-Butanone (MEK)	0.050	U	0.050	0.013	mg/L			01/06/22 14:08	10
Benzene	0.010	U	0.010	0.0041	mg/L			01/06/22 14:08	10
Carbon tetrachloride	0.010	U	0.010	0.0027	mg/L			01/06/22 14:08	10
Chlorobenzene	0.010	U	0.010	0.0075	mg/L			01/06/22 14:08	10
Chloroform	0.010	U	0.010	0.0034	mg/L			01/06/22 14:08	10
Tetrachloroethene	0.010	U	0.010	0.0036	mg/L			01/06/22 14:08	10
Trichloroethene	0.010	U	0.010	0.0046	mg/L			01/06/22 14:08	10
Vinyl chloride	0.010	U	0.010	0.0090	mg/L			01/06/22 14:08	10

Surrogate	*%Recovery*	*Qualifier*	*Limits*	*Prepared*	*Analyzed*	*Dil Fac*
1,2-Dichloroethane-d4 (Surr)	*99*		*77 - 120*		*01/06/22 14:08*	*10*
4-Bromofluorobenzene (Surr)	*101*		*73 - 120*		*01/06/22 14:08*	*10*
Dibromofluoromethane (Surr)	*100*		*75 - 123*		*01/06/22 14:08*	*10*
Toluene-d8 (Surr)	*98*		*80 - 120*		*01/06/22 14:08*	*10*

Method: 8270D - Semivolatile Organic Compounds (GC/MS) - TCLP

Analyte	Result	Qualifier	RL	MDL	Unit	D	Prepared	Analyzed	Dil Fac
1,4-Dichlorobenzene	0.040	U	0.040	0.0018	mg/L		01/05/22 14:39	01/06/22 16:15	1
2,4,5-Trichlorophenol	0.020	U	0.020	0.0019	mg/L		01/05/22 14:39	01/06/22 16:15	1
2,4,6-Trichlorophenol	0.020	U	0.020	0.0024	mg/L		01/05/22 14:39	01/06/22 16:15	1
2,4-Dinitrotoluene	0.020	U	0.020	0.0017	mg/L		01/05/22 14:39	01/06/22 16:15	1
2-Methylphenol	0.020	U	0.020	0.0016	mg/L		01/05/22 14:39	01/06/22 16:15	1
3-Methylphenol	0.040	U	0.040	0.0016	mg/L		01/05/22 14:39	01/06/22 16:15	1
4-Methylphenol	0.040	U	0.040	0.0014	mg/L		01/05/22 14:39	01/06/22 16:15	1
Hexachlorobenzene	0.020	U	0.020	0.0020	mg/L		01/05/22 14:39	01/06/22 16:15	1
Hexachlorobutadiene	0.020	U	0.020	0.0027	mg/L		01/05/22 14:39	01/06/22 16:15	1
Hexachloroethane	0.020	U	0.020	0.0023	mg/L		01/05/22 14:39	01/06/22 16:15	1
Nitrobenzene	0.020	U	0.020	0.0011	mg/L		01/05/22 14:39	01/06/22 16:15	1
Pentachlorophenol	0.040	U	0.040	0.0088	mg/L		01/05/22 14:39	01/06/22 16:15	1

Client Sample ID: PS17

Date Collected: 12/28/21 14:48
Date Received: 12/29/21 13:40

Lab Sample ID: 480-193831-17

Matrix: Solid

Method: 8270D - Semivolatile Organic Compounds (GC/MS) - TCLP (Continued)

Analyte	Result	Qualifier	RL	MDL	Unit	D	Prepared	Analyzed	Dil Fac
Pyridine	0.10	U	0.10	0.0016	mg/L		01/05/22 14:39	01/06/22 16:15	1

Surrogate	*%Recovery*	*Qualifier*	*Limits*	*Prepared*	*Analyzed*	*Dil Fac*
2,4,6-Tribromophenol (Surr)	*95*		*41 - 120*	*01/05/22 14:39*	*01/06/22 16:15*	*1*
2-Fluorobiphenyl (Surr)	*91*		*48 - 120*	*01/05/22 14:39*	*01/06/22 16:15*	*1*
2-Fluorophenol (Surr)	*46*		*35 - 120*	*01/05/22 14:39*	*01/06/22 16:15*	*1*
Nitrobenzene-d5 (Surr)	*78*		*46 - 120*	*01/05/22 14:39*	*01/06/22 16:15*	*1*
Phenol-d5 (Surr)	*32*		*22 - 120*	*01/05/22 14:39*	*01/06/22 16:15*	*1*
p-Terphenyl-d14 (Surr)	*102*		*60 - 148*	*01/05/22 14:39*	*01/06/22 16:15*	*1*

Method: 8081B - Organochlorine Pesticides (GC) - TCLP

Analyte	Result	Qualifier	RL	MDL	Unit	D	Prepared	Analyzed	Dil Fac
gamma-BHC (Lindane)	0.00020	U *+	0.00020	0.0000060	mg/L		01/05/22 11:24	01/06/22 14:52	1
Chlordane (technical)	0.0020	U	0.0020	0.000029	mg/L		01/05/22 11:24	01/06/22 14:52	1
Endrin	0.00020	U	0.00020	0.000014	mg/L		01/05/22 11:24	01/06/22 14:52	1
Heptachlor	0.00020	U *+	0.00020	0.0000085	mg/L		01/05/22 11:24	01/06/22 14:52	1
Heptachlor epoxide	0.00020	U *+	0.00020	0.0000053	mg/L		01/05/22 11:24	01/06/22 14:52	1
Methoxychlor	0.00020	U	0.00020	0.000014	mg/L		01/05/22 11:24	01/06/22 14:52	1
Toxaphene	0.0020	U	0.0020	0.00012	mg/L		01/05/22 11:24	01/06/22 14:52	1

Surrogate	*%Recovery*	*Qualifier*	*Limits*	*Prepared*	*Analyzed*	*Dil Fac*
DCB Decachlorobiphenyl	*82*		*20 - 120*	*01/05/22 11:24*	*01/06/22 14:52*	*1*
Tetrachloro-m-xylene	*86*		*44 - 120*	*01/05/22 11:24*	*01/06/22 14:52*	*1*

Method: 8151 - TCLP Herbicides - TCLP

Analyte	Result	Qualifier	RL	MDL	Unit	D	Prepared	Analyzed	Dil Fac
2,4-D	0.0020	U	0.0020	0.00040	mg/L		01/06/22 09:01	01/07/22 16:56	1
Silvex (2,4,5-TP)	0.0020	U	0.0020	0.00036	mg/L		01/06/22 09:01	01/07/22 16:56	1

Surrogate	*%Recovery*	*Qualifier*	*Limits*	*Prepared*	*Analyzed*	*Dil Fac*
2,4-Dichlorophenylacetic acid	*17*	*S1-*	*48 - 132*	*01/06/22 09:01*	*01/07/22 16:56*	*1*

Method: 6010C - Metals (ICP) - TCLP

Analyte	Result	Qualifier	RL	MDL	Unit	D	Prepared	Analyzed	Dil Fac
Arsenic	0.015	U	0.015	0.0056	mg/L		01/06/22 08:15	01/06/22 14:46	1
Barium	**0.73**	**J**	1.0	0.10	mg/L		01/06/22 08:15	01/06/22 14:46	1
Cadmium	**0.0011**	**J**	0.0020	0.00050	mg/L		01/06/22 08:15	01/06/22 14:46	1
Chromium	0.020	U	0.020	0.010	mg/L		01/06/22 08:15	01/06/22 14:46	1
Lead	**0.020**	**B**	0.020	0.0030	mg/L		01/06/22 08:15	01/06/22 14:46	1
Selenium	0.025	U	0.025	0.0087	mg/L		01/06/22 08:15	01/06/22 14:46	1
Silver	0.0060	U	0.0060	0.0017	mg/L		01/06/22 08:15	01/06/22 14:46	1

Method: 7470A - TCLP Mercury - TCLP

Analyte	Result	Qualifier	RL	MDL	Unit	D	Prepared	Analyzed	Dil Fac
Mercury	0.00020	U	0.00020	0.000043	mg/L		01/12/22 13:35	01/12/22 16:24	1

General Chemistry

Analyte	Result	Qualifier	RL	MDL	Unit	D	Prepared	Analyzed	Dil Fac
Cyanide, Reactive	9.9	U	9.9	9.9	mg/Kg		01/04/22 08:10	01/05/22 10:27	1
Sulfide, Reactive	9.9	U	9.9	9.9	mg/Kg		01/04/22 08:10	01/04/22 15:12	1

Client Sample ID: PS17

Lab Sample ID: 480-193831-17
Date Collected: 12/28/21 14:48
Matrix: Solid
Date Received: 12/29/21 13:40

Analyte	Result	Qualifier	RL	RL	Unit	D	Prepared	Analyzed	Dil Fac
Flashpoint	>175	*- ^-	50.0	50.0	Degrees F			01/10/22 16:22	1
pH	7.5	HF	0.1	0.1	SU			01/04/22 11:00	1
Temperature	19.2	HF	0.001	0.001	Degrees C			01/04/22 11:00	1

Client Sample ID: PS17

Lab Sample ID: 480-193831-17
Date Collected: 12/28/21 14:48
Matrix: Solid
Date Received: 12/29/21 13:40
Percent Solids: 82.5

Method: 8015D - Gasoline Range Organics (GRO) (GC)

Analyte	Result	Qualifier	RL	MDL	Unit	D	Prepared	Analyzed	Dil Fac
Gasoline Range Organics [C6 - C10]	1.5	U	1.5	0.39	mg/Kg	☼	01/03/22 07:07	01/04/22 01:53	1

Surrogate	*%Recovery*	*Qualifier*	*Limits*	*Prepared*	*Analyzed*	*Dil Fac*
a,a,a-Trifluorotoluene	*84*		*46 - 156*	*01/03/22 07:07*	*01/04/22 01:53*	*1*

Method: 8015D - Diesel Range Organics (DRO) (GC)

Analyte	Result	Qualifier	RL	MDL	Unit	D	Prepared	Analyzed	Dil Fac
Diesel Range Organics [C10-C28]	6.6	J	20	6.1	mg/Kg	☼	01/03/22 08:28	01/04/22 04:47	1

Surrogate	*%Recovery*	*Qualifier*	*Limits*	*Prepared*	*Analyzed*	*Dil Fac*
o-Terphenyl	*88*		*48 - 125*	*01/03/22 08:28*	*01/04/22 04:47*	*1*

Method: 8082A - Polychlorinated Biphenyls (PCBs) by Gas Chromatography

Analyte	Result	Qualifier	RL	MDL	Unit	D	Prepared	Analyzed	Dil Fac
PCB-1016	0.28	U	0.28	0.056	mg/Kg	☼	01/03/22 09:57	01/04/22 22:08	1
PCB-1221	0.28	U	0.28	0.056	mg/Kg	☼	01/03/22 09:57	01/04/22 22:08	1
PCB-1232	0.28	U	0.28	0.056	mg/Kg	☼	01/03/22 09:57	01/04/22 22:08	1
PCB-1242	0.28	U	0.28	0.056	mg/Kg	☼	01/03/22 09:57	01/04/22 22:08	1
PCB-1248	0.28	U	0.28	0.056	mg/Kg	☼	01/03/22 09:57	01/04/22 22:08	1
PCB-1254	0.28	U	0.28	0.13	mg/Kg	☼	01/03/22 09:57	01/04/22 22:08	1
PCB-1260	0.28	U	0.28	0.13	mg/Kg	☼	01/03/22 09:57	01/04/22 22:08	1
PCB-1262	0.28	U	0.28	0.13	mg/Kg	☼	01/03/22 09:57	01/04/22 22:08	1
PCB-1268	0.28	U	0.28	0.13	mg/Kg	☼	01/03/22 09:57	01/04/22 22:08	1

Surrogate	*%Recovery*	*Qualifier*	*Limits*	*Prepared*	*Analyzed*	*Dil Fac*
DCB Decachlorobiphenyl	*152*		*65 - 174*	*01/03/22 09:57*	*01/04/22 22:08*	*1*
Tetrachloro-m-xylene	*136*		*60 - 154*	*01/03/22 09:57*	*01/04/22 22:08*	*1*

Client Sample ID: PS18

Lab Sample ID: 480-193831-18
Date Collected: 12/28/21 14:54
Matrix: Solid
Date Received: 12/29/21 13:40

Method: 8260C - TCLP Volatiles - TCLP

Analyte	Result	Qualifier	RL	MDL	Unit	D	Prepared	Analyzed	Dil Fac
1,1-Dichloroethene	0.010	U	0.010	0.0029	mg/L			01/06/22 14:31	10
1,2-Dichloroethane	0.010	U	0.010	0.0021	mg/L			01/06/22 14:31	10
2-Butanone (MEK)	0.050	U	0.050	0.013	mg/L			01/06/22 14:31	10
Benzene	0.010	U	0.010	0.0041	mg/L			01/06/22 14:31	10
Carbon tetrachloride	0.010	U	0.010	0.0027	mg/L			01/06/22 14:31	10
Chlorobenzene	0.010	U	0.010	0.0075	mg/L			01/06/22 14:31	10
Chloroform	0.010	U	0.010	0.0034	mg/L			01/06/22 14:31	10
Tetrachloroethene	0.010	U	0.010	0.0036	mg/L			01/06/22 14:31	10
Trichloroethene	0.010	U	0.010	0.0046	mg/L			01/06/22 14:31	10

Client Sample ID: PS18

Date Collected: 12/28/21 14:54
Date Received: 12/29/21 13:40

Lab Sample ID: 480-193831-18

Matrix: Solid

Method: 8260C - TCLP Volatiles - TCLP (Continued)

Analyte	Result	Qualifier	RL	MDL	Unit	D	Prepared	Analyzed	Dil Fac
Vinyl chloride	0.010	U	0.010	0.0090	mg/L			01/06/22 14:31	10

Surrogate	*%Recovery*	*Qualifier*	*Limits*	*Prepared*	*Analyzed*	*Dil Fac*
1,2-Dichloroethane-d4 (Surr)	*99*		*77 - 120*		*01/06/22 14:31*	*10*
4-Bromofluorobenzene (Surr)	*101*		*73 - 120*		*01/06/22 14:31*	*10*
Dibromofluoromethane (Surr)	*96*		*75 - 123*		*01/06/22 14:31*	*10*
Toluene-d8 (Surr)	*99*		*80 - 120*		*01/06/22 14:31*	*10*

Method: 8270D - Semivolatile Organic Compounds (GC/MS) - TCLP

Analyte	Result	Qualifier	RL	MDL	Unit	D	Prepared	Analyzed	Dil Fac
1,4-Dichlorobenzene	0.040	U	0.040	0.0018	mg/L		01/05/22 14:39	01/06/22 16:40	1
2,4,5-Trichlorophenol	0.020	U	0.020	0.0019	mg/L		01/05/22 14:39	01/06/22 16:40	1
2,4,6-Trichlorophenol	0.020	U	0.020	0.0024	mg/L		01/05/22 14:39	01/06/22 16:40	1
2,4-Dinitrotoluene	0.020	U	0.020	0.0017	mg/L		01/05/22 14:39	01/06/22 16:40	1
2-Methylphenol	0.020	U	0.020	0.0016	mg/L		01/05/22 14:39	01/06/22 16:40	1
3-Methylphenol	0.040	U	0.040	0.0016	mg/L		01/05/22 14:39	01/06/22 16:40	1
4-Methylphenol	0.040	U	0.040	0.0014	mg/L		01/05/22 14:39	01/06/22 16:40	1
Hexachlorobenzene	0.020	U	0.020	0.0020	mg/L		01/05/22 14:39	01/06/22 16:40	1
Hexachlorobutadiene	0.020	U	0.020	0.0027	mg/L		01/05/22 14:39	01/06/22 16:40	1
Hexachloroethane	0.020	U	0.020	0.0023	mg/L		01/05/22 14:39	01/06/22 16:40	1
Nitrobenzene	0.020	U	0.020	0.0011	mg/L		01/05/22 14:39	01/06/22 16:40	1
Pentachlorophenol	0.040	U	0.040	0.0088	mg/L		01/05/22 14:39	01/06/22 16:40	1
Pyridine	0.10	U	0.10	0.0016	mg/L		01/05/22 14:39	01/06/22 16:40	1

Surrogate	*%Recovery*	*Qualifier*	*Limits*	*Prepared*	*Analyzed*	*Dil Fac*
2,4,6-Tribromophenol (Surr)	*90*		*41 - 120*	*01/05/22 14:39*	*01/06/22 16:40*	*1*
2-Fluorobiphenyl (Surr)	*80*		*48 - 120*	*01/05/22 14:39*	*01/06/22 16:40*	*1*
2-Fluorophenol (Surr)	*38*		*35 - 120*	*01/05/22 14:39*	*01/06/22 16:40*	*1*
Nitrobenzene-d5 (Surr)	*66*		*46 - 120*	*01/05/22 14:39*	*01/06/22 16:40*	*1*
Phenol-d5 (Surr)	*26*		*22 - 120*	*01/05/22 14:39*	*01/06/22 16:40*	*1*
p-Terphenyl-d14 (Surr)	*101*		*60 - 148*	*01/05/22 14:39*	*01/06/22 16:40*	*1*

Method: 8081B - Organochlorine Pesticides (GC) - TCLP

Analyte	Result	Qualifier	RL	MDL	Unit	D	Prepared	Analyzed	Dil Fac
gamma-BHC (Lindane)	0.00020	U *+	0.00020	0.0000060	mg/L		01/05/22 11:24	01/06/22 15:12	1
Chlordane (technical)	0.0020	U	0.0020	0.000029	mg/L		01/05/22 11:24	01/06/22 15:12	1
Endrin	0.00020	U	0.00020	0.000014	mg/L		01/05/22 11:24	01/06/22 15:12	1
Heptachlor	0.00020	U *+	0.00020	0.0000085	mg/L		01/05/22 11:24	01/06/22 15:12	1
Heptachlor epoxide	0.00020	U *+	0.00020	0.0000053	mg/L		01/05/22 11:24	01/06/22 15:12	1
Methoxychlor	0.00020	U	0.00020	0.000014	mg/L		01/05/22 11:24	01/06/22 15:12	1
Toxaphene	0.0020	U	0.0020	0.00012	mg/L		01/05/22 11:24	01/06/22 15:12	1

Surrogate	*%Recovery*	*Qualifier*	*Limits*	*Prepared*	*Analyzed*	*Dil Fac*
DCB Decachlorobiphenyl	*70*		*20 - 120*	*01/05/22 11:24*	*01/06/22 15:12*	*1*
Tetrachloro-m-xylene	*83*		*44 - 120*	*01/05/22 11:24*	*01/06/22 15:12*	*1*

Method: 8151 - TCLP Herbicides - TCLP

Analyte	Result	Qualifier	RL	MDL	Unit	D	Prepared	Analyzed	Dil Fac
2,4-D	0.0020	U	0.0020	0.00040	mg/L		01/06/22 09:01	01/07/22 17:25	1
Silvex (2,4,5-TP)	0.0020	U	0.0020	0.00036	mg/L		01/06/22 09:01	01/07/22 17:25	1

Client Sample ID: PS18

Lab Sample ID: 480-193831-18

Date Collected: 12/28/21 14:54
Matrix: Solid
Date Received: 12/29/21 13:40

Surrogate	%Recovery	Qualifier	Limits	Prepared	Analyzed	Dil Fac
2,4-Dichlorophenylacetic acid	11	S1-	48 - 132	01/06/22 09:01	01/07/22 17:25	1

Method: 6010C - Metals (ICP) - TCLP

Analyte	Result	Qualifier	RL	MDL	Unit	D	Prepared	Analyzed	Dil Fac
Arsenic	0.015	U	0.015	0.0056	mg/L		01/06/22 08:15	01/06/22 14:50	1
Barium	**0.70**	**J**	1.0	0.10	mg/L		01/06/22 08:15	01/06/22 14:50	1
Cadmium	**0.0013**	**J**	0.0020	0.00050	mg/L		01/06/22 08:15	01/06/22 14:50	1
Chromium	0.020	U	0.020	0.010	mg/L		01/06/22 08:15	01/06/22 14:50	1
Lead	**0.011**	**J B**	0.020	0.0030	mg/L		01/06/22 08:15	01/06/22 14:50	1
Selenium	0.025	U	0.025	0.0087	mg/L		01/06/22 08:15	01/06/22 14:50	1
Silver	0.0060	U	0.0060	0.0017	mg/L		01/06/22 08:15	01/06/22 14:50	1

Method: 7470A - TCLP Mercury - TCLP

Analyte	Result	Qualifier	RL	MDL	Unit	D	Prepared	Analyzed	Dil Fac
Mercury	0.00020	U	0.00020	0.000043	mg/L		01/12/22 13:35	01/12/22 16:25	1

General Chemistry

Analyte	Result	Qualifier	RL	MDL	Unit	D	Prepared	Analyzed	Dil Fac
Cyanide, Reactive	10	U	10	10	mg/Kg		01/04/22 08:10	01/05/22 10:31	1
Sulfide, Reactive	10	U	10	10	mg/Kg		01/04/22 08:10	01/04/22 15:12	1

Analyte	Result	Qualifier	RL	RL	Unit	D	Prepared	Analyzed	Dil Fac
Flashpoint	**>180**		50.0	50.0	Degrees F			01/10/22 16:05	1
pH	**6.5**	**HF**	0.1	0.1	SU			01/04/22 11:00	1
Temperature	**19.1**	**HF**	0.001	0.001	Degrees C			01/04/22 11:00	1

Client Sample ID: PS18

Lab Sample ID: 480-193831-18

Date Collected: 12/28/21 14:54
Matrix: Solid
Date Received: 12/29/21 13:40
Percent Solids: 82.4

Method: 8015D - Gasoline Range Organics (GRO) (GC)

Analyte	Result	Qualifier	RL	MDL	Unit	D	Prepared	Analyzed	Dil Fac
Gasoline Range Organics [C6 - C10]	**1.1**	**J**	1.4	0.36	mg/Kg	☼	01/03/22 07:07	01/04/22 02:28	1

Surrogate	%Recovery	Qualifier	Limits	Prepared	Analyzed	Dil Fac
a,a,a-Trifluorotoluene	72		46 - 156	01/03/22 07:07	01/04/22 02:28	1

Method: 8015D - Diesel Range Organics (DRO) (GC)

Analyte	Result	Qualifier	RL	MDL	Unit	D	Prepared	Analyzed	Dil Fac
Diesel Range Organics [C10-C28]	**13**	**J**	20	6.0	mg/Kg	☼	01/03/22 08:28	01/04/22 05:23	1

Surrogate	%Recovery	Qualifier	Limits	Prepared	Analyzed	Dil Fac
o-Terphenyl	84		48 - 125	01/03/22 08:28	01/04/22 05:23	1

Method: 8082A - Polychlorinated Biphenyls (PCBs) by Gas Chromatography

Analyte	Result	Qualifier	RL	MDL	Unit	D	Prepared	Analyzed	Dil Fac
PCB-1016	0.28	U	0.28	0.054	mg/Kg	☼	01/03/22 09:57	01/04/22 22:21	1
PCB-1221	0.28	U	0.28	0.054	mg/Kg	☼	01/03/22 09:57	01/04/22 22:21	1
PCB-1232	0.28	U	0.28	0.054	mg/Kg	☼	01/03/22 09:57	01/04/22 22:21	1
PCB-1242	0.28	U	0.28	0.054	mg/Kg	☼	01/03/22 09:57	01/04/22 22:21	1
PCB-1248	0.28	U	0.28	0.054	mg/Kg	☼	01/03/22 09:57	01/04/22 22:21	1
PCB-1254	0.28	U	0.28	0.13	mg/Kg	☼	01/03/22 09:57	01/04/22 22:21	1

Client Sample ID: PS18

Lab Sample ID: 480-193831-18
Date Collected: 12/28/21 14:54
Matrix: Solid
Date Received: 12/29/21 13:40
Percent Solids: 82.4

Method: 8082A - Polychlorinated Biphenyls (PCBs) by Gas Chromatography (Continued)

Analyte	Result	Qualifier	RL	MDL	Unit	D	Prepared	Analyzed	Dil Fac
PCB-1260	0.28	U	0.28	0.13	mg/Kg	☼	01/03/22 09:57	01/04/22 22:21	1
PCB-1262	0.28	U	0.28	0.13	mg/Kg	☼	01/03/22 09:57	01/04/22 22:21	1
PCB-1268	0.28	U	0.28	0.13	mg/Kg	☼	01/03/22 09:57	01/04/22 22:21	1

Surrogate	*%Recovery*	*Qualifier*	*Limits*	*Prepared*	*Analyzed*	*Dil Fac*
DCB Decachlorobiphenyl	*154*		*65 - 174*	*01/03/22 09:57*	*01/04/22 22:21*	*1*
Tetrachloro-m-xylene	*132*		*60 - 154*	*01/03/22 09:57*	*01/04/22 22:21*	*1*

Client Sample ID: PS19

Lab Sample ID: 480-193831-19
Date Collected: 12/28/21 15:00
Matrix: Solid
Date Received: 12/29/21 13:40

Method: 8260C - TCLP Volatiles - TCLP

Analyte	Result	Qualifier	RL	MDL	Unit	D	Prepared	Analyzed	Dil Fac
1,1-Dichloroethene	0.010	U	0.010	0.0029	mg/L			01/06/22 14:54	10
1,2-Dichloroethane	0.010	U	0.010	0.0021	mg/L			01/06/22 14:54	10
2-Butanone (MEK)	0.050	U	0.050	0.013	mg/L			01/06/22 14:54	10
Benzene	0.010	U	0.010	0.0041	mg/L			01/06/22 14:54	10
Carbon tetrachloride	0.010	U	0.010	0.0027	mg/L			01/06/22 14:54	10
Chlorobenzene	0.010	U	0.010	0.0075	mg/L			01/06/22 14:54	10
Chloroform	0.010	U	0.010	0.0034	mg/L			01/06/22 14:54	10
Tetrachloroethene	0.010	U	0.010	0.0036	mg/L			01/06/22 14:54	10
Trichloroethene	0.010	U	0.010	0.0046	mg/L			01/06/22 14:54	10
Vinyl chloride	0.010	U	0.010	0.0090	mg/L			01/06/22 14:54	10

Surrogate	*%Recovery*	*Qualifier*	*Limits*	*Prepared*	*Analyzed*	*Dil Fac*
1,2-Dichloroethane-d4 (Surr)	*101*		*77 - 120*		*01/06/22 14:54*	*10*
4-Bromofluorobenzene (Surr)	*99*		*73 - 120*		*01/06/22 14:54*	*10*
Dibromofluoromethane (Surr)	*96*		*75 - 123*		*01/06/22 14:54*	*10*
Toluene-d8 (Surr)	*96*		*80 - 120*		*01/06/22 14:54*	*10*

Method: 8270D - Semivolatile Organic Compounds (GC/MS) - TCLP

Analyte	Result	Qualifier	RL	MDL	Unit	D	Prepared	Analyzed	Dil Fac
1,4-Dichlorobenzene	0.040	U	0.040	0.0018	mg/L		01/05/22 14:39	01/06/22 17:04	1
2,4,5-Trichlorophenol	0.020	U	0.020	0.0019	mg/L		01/05/22 14:39	01/06/22 17:04	1
2,4,6-Trichlorophenol	0.020	U	0.020	0.0024	mg/L		01/05/22 14:39	01/06/22 17:04	1
2,4-Dinitrotoluene	0.020	U	0.020	0.0017	mg/L		01/05/22 14:39	01/06/22 17:04	1
2-Methylphenol	0.020	U	0.020	0.0016	mg/L		01/05/22 14:39	01/06/22 17:04	1
3-Methylphenol	0.040	U	0.040	0.0016	mg/L		01/05/22 14:39	01/06/22 17:04	1
4-Methylphenol	0.040	U	0.040	0.0014	mg/L		01/05/22 14:39	01/06/22 17:04	1
Hexachlorobenzene	0.020	U	0.020	0.0020	mg/L		01/05/22 14:39	01/06/22 17:04	1
Hexachlorobutadiene	0.020	U	0.020	0.0027	mg/L		01/05/22 14:39	01/06/22 17:04	1
Hexachloroethane	0.020	U	0.020	0.0023	mg/L		01/05/22 14:39	01/06/22 17:04	1
Nitrobenzene	0.020	U	0.020	0.0011	mg/L		01/05/22 14:39	01/06/22 17:04	1
Pentachlorophenol	0.040	U	0.040	0.0088	mg/L		01/05/22 14:39	01/06/22 17:04	1
Pyridine	0.10	U	0.10	0.0016	mg/L		01/05/22 14:39	01/06/22 17:04	1

Surrogate	*%Recovery*	*Qualifier*	*Limits*	*Prepared*	*Analyzed*	*Dil Fac*
2,4,6-Tribromophenol (Surr)	*90*		*41 - 120*	*01/05/22 14:39*	*01/06/22 17:04*	*1*
2-Fluorobiphenyl (Surr)	*83*		*48 - 120*	*01/05/22 14:39*	*01/06/22 17:04*	*1*
2-Fluorophenol (Surr)	*41*		*35 - 120*	*01/05/22 14:39*	*01/06/22 17:04*	*1*

Client Sample ID: PS19
Lab Sample ID: 480-193831-19

Date Collected: 12/28/21 15:00
Matrix: Solid
Date Received: 12/29/21 13:40

Method: 8270D - Semivolatile Organic Compounds (GC/MS) - TCLP (Continued)

Surrogate	*%Recovery*	*Qualifier*	*Limits*	*Prepared*	*Analyzed*	*Dil Fac*
Nitrobenzene-d5 (Surr)	*69*		*46 - 120*	*01/05/22 14:39*	*01/06/22 17:04*	*1*
Phenol-d5 (Surr)	*28*		*22 - 120*	*01/05/22 14:39*	*01/06/22 17:04*	*1*
p-Terphenyl-d14 (Surr)	*105*		*60 - 148*	*01/05/22 14:39*	*01/06/22 17:04*	*1*

Method: 8081B - Organochlorine Pesticides (GC) - TCLP

Analyte	Result	Qualifier	RL	MDL	Unit	D	Prepared	Analyzed	Dil Fac
gamma-BHC (Lindane)	0.00020	U *+	0.00020	0.0000060	mg/L		01/05/22 11:24	01/06/22 15:31	1
Chlordane (technical)	0.0020	U	0.0020	0.000029	mg/L		01/05/22 11:24	01/06/22 15:31	1
Endrin	0.00020	U	0.00020	0.000014	mg/L		01/05/22 11:24	01/06/22 15:31	1
Heptachlor	0.00020	U *+	0.00020	0.0000085	mg/L		01/05/22 11:24	01/06/22 15:31	1
Heptachlor epoxide	0.00020	U *+	0.00020	0.0000053	mg/L		01/05/22 11:24	01/06/22 15:31	1
Methoxychlor	0.00020	U	0.00020	0.000014	mg/L		01/05/22 11:24	01/06/22 15:31	1
Toxaphene	0.0020	U	0.0020	0.00012	mg/L		01/05/22 11:24	01/06/22 15:31	1

Surrogate	*%Recovery*	*Qualifier*	*Limits*	*Prepared*	*Analyzed*	*Dil Fac*
DCB Decachlorobiphenyl	*73*		*20 - 120*	*01/05/22 11:24*	*01/06/22 15:31*	*1*
Tetrachloro-m-xylene	*80*		*44 - 120*	*01/05/22 11:24*	*01/06/22 15:31*	*1*

Method: 8151 - TCLP Herbicides - TCLP

Analyte	Result	Qualifier	RL	MDL	Unit	D	Prepared	Analyzed	Dil Fac
2,4-D	0.0020	U	0.0020	0.00040	mg/L		01/06/22 09:01	01/07/22 18:24	1
Silvex (2,4,5-TP)	0.0020	U	0.0020	0.00036	mg/L		01/06/22 09:01	01/07/22 18:24	1

Surrogate	*%Recovery*	*Qualifier*	*Limits*	*Prepared*	*Analyzed*	*Dil Fac*
2,4-Dichlorophenylacetic acid	*9*	*S1-*	*48 - 132*	*01/06/22 09:01*	*01/07/22 18:24*	*1*

Method: 6010C - Metals (ICP) - TCLP

Analyte	Result	Qualifier	RL	MDL	Unit	D	Prepared	Analyzed	Dil Fac
Arsenic	**0.0060**	**J**	0.015	0.0056	mg/L		01/06/22 08:15	01/06/22 14:54	1
Barium	**0.72**	**J**	1.0	0.10	mg/L		01/06/22 08:15	01/06/22 14:54	1
Cadmium	**0.0010**	**J**	0.0020	0.00050	mg/L		01/06/22 08:15	01/06/22 14:54	1
Chromium	0.020	U	0.020	0.010	mg/L		01/06/22 08:15	01/06/22 14:54	1
Lead	**0.0099**	**J B**	0.020	0.0030	mg/L		01/06/22 08:15	01/06/22 14:54	1
Selenium	0.025	U	0.025	0.0087	mg/L		01/06/22 08:15	01/06/22 14:54	1
Silver	0.0060	U	0.0060	0.0017	mg/L		01/06/22 08:15	01/06/22 14:54	1

Method: 7470A - TCLP Mercury - TCLP

Analyte	Result	Qualifier	RL	MDL	Unit	D	Prepared	Analyzed	Dil Fac
Mercury	0.00020	U	0.00020	0.000043	mg/L		01/12/22 13:35	01/12/22 16:29	1

General Chemistry

Analyte	Result	Qualifier	RL	MDL	Unit	D	Prepared	Analyzed	Dil Fac
Cyanide, Reactive	10	U	10	10	mg/Kg		01/04/22 08:10	01/05/22 10:32	1
Sulfide, Reactive	10	U	10	10	mg/Kg		01/04/22 08:10	01/04/22 15:12	1

Analyte	Result	Qualifier	RL	RL	Unit	D	Prepared	Analyzed	Dil Fac
Flashpoint	**>180**		50.0	50.0	Degrees F			01/10/22 16:05	1
pH	**7.1**	**HF**	0.1	0.1	SU			01/04/22 11:00	1
Temperature	**19.7**	**HF**	0.001	0.001	Degrees C			01/04/22 11:00	1

Client Sample ID: PS19

Lab Sample ID: 480-193831-19

Date Collected: 12/28/21 15:00
Date Received: 12/29/21 13:40

Matrix: Solid
Percent Solids: 83.2

Method: 8015D - Gasoline Range Organics (GRO) (GC)

Analyte	Result	Qualifier	RL	MDL	Unit	D	Prepared	Analyzed	Dil Fac
Gasoline Range Organics [C6 - C10]	1.2	J	1.4	0.38	mg/Kg	☼	01/03/22 07:07	01/04/22 03:04	1

Surrogate	*%Recovery*	*Qualifier*	*Limits*	*Prepared*	*Analyzed*	*Dil Fac*
a,a,a-Trifluorotoluene	*96*		*46 - 156*	*01/03/22 07:07*	*01/04/22 03:04*	*1*

Method: 8015D - Diesel Range Organics (DRO) (GC)

Analyte	Result	Qualifier	RL	MDL	Unit	D	Prepared	Analyzed	Dil Fac
Diesel Range Organics [C10-C28]	10	J	20	5.9	mg/Kg	☼	01/03/22 08:28	01/04/22 05:58	1

Surrogate	*%Recovery*	*Qualifier*	*Limits*	*Prepared*	*Analyzed*	*Dil Fac*
o-Terphenyl	*82*		*48 - 125*	*01/03/22 08:28*	*01/04/22 05:58*	*1*

Method: 8082A - Polychlorinated Biphenyls (PCBs) by Gas Chromatography

Analyte	Result	Qualifier	RL	MDL	Unit	D	Prepared	Analyzed	Dil Fac
PCB-1016	0.29	U	0.29	0.058	mg/Kg	☼	01/03/22 09:57	01/04/22 22:33	1
PCB-1221	0.29	U	0.29	0.058	mg/Kg	☼	01/03/22 09:57	01/04/22 22:33	1
PCB-1232	0.29	U	0.29	0.058	mg/Kg	☼	01/03/22 09:57	01/04/22 22:33	1
PCB-1242	0.29	U	0.29	0.058	mg/Kg	☼	01/03/22 09:57	01/04/22 22:33	1
PCB-1248	0.29	U	0.29	0.058	mg/Kg	☼	01/03/22 09:57	01/04/22 22:33	1
PCB-1254	0.29	U	0.29	0.14	mg/Kg	☼	01/03/22 09:57	01/04/22 22:33	1
PCB-1260	0.29	U	0.29	0.14	mg/Kg	☼	01/03/22 09:57	01/04/22 22:33	1
PCB-1262	0.29	U	0.29	0.14	mg/Kg	☼	01/03/22 09:57	01/04/22 22:33	1
PCB-1268	0.29	U	0.29	0.14	mg/Kg	☼	01/03/22 09:57	01/04/22 22:33	1

Surrogate	*%Recovery*	*Qualifier*	*Limits*	*Prepared*	*Analyzed*	*Dil Fac*
DCB Decachlorobiphenyl	*153*		*65 - 174*	*01/03/22 09:57*	*01/04/22 22:33*	*1*
Tetrachloro-m-xylene	*135*		*60 - 154*	*01/03/22 09:57*	*01/04/22 22:33*	*1*

Client Sample ID: PS20

Lab Sample ID: 480-193831-20

Date Collected: 12/28/21 15:06
Date Received: 12/29/21 13:40

Matrix: Solid

Method: 8260C - TCLP Volatiles - TCLP

Analyte	Result	Qualifier	RL	MDL	Unit	D	Prepared	Analyzed	Dil Fac
1,1-Dichloroethene	0.010	U	0.010	0.0029	mg/L			01/06/22 15:17	10
1,2-Dichloroethane	0.010	U	0.010	0.0021	mg/L			01/06/22 15:17	10
2-Butanone (MEK)	0.050	U	0.050	0.013	mg/L			01/06/22 15:17	10
Benzene	0.010	U	0.010	0.0041	mg/L			01/06/22 15:17	10
Carbon tetrachloride	0.010	U	0.010	0.0027	mg/L			01/06/22 15:17	10
Chlorobenzene	0.010	U	0.010	0.0075	mg/L			01/06/22 15:17	10
Chloroform	0.010	U	0.010	0.0034	mg/L			01/06/22 15:17	10
Tetrachloroethene	0.010	U	0.010	0.0036	mg/L			01/06/22 15:17	10
Trichloroethene	0.010	U	0.010	0.0046	mg/L			01/06/22 15:17	10
Vinyl chloride	0.010	U	0.010	0.0090	mg/L			01/06/22 15:17	10

Surrogate	*%Recovery*	*Qualifier*	*Limits*	*Prepared*	*Analyzed*	*Dil Fac*
1,2-Dichloroethane-d4 (Surr)	*96*		*77 - 120*		*01/06/22 15:17*	*10*
4-Bromofluorobenzene (Surr)	*98*		*73 - 120*		*01/06/22 15:17*	*10*
Dibromofluoromethane (Surr)	*96*		*75 - 123*		*01/06/22 15:17*	*10*
Toluene-d8 (Surr)	*98*		*80 - 120*		*01/06/22 15:17*	*10*

Client Sample Results

Client: Brydges Engineering in Environment & Energy DPC
Project/Site: Pilgrim Village Senior

Job ID: 480-193831-1

Client Sample ID: PS20

Date Collected: 12/28/21 15:06
Date Received: 12/29/21 13:40

Lab Sample ID: 480-193831-20

Matrix: Solid

Method: 8270D - Semivolatile Organic Compounds (GC/MS) - TCLP

Analyte	Result	Qualifier	RL	MDL	Unit	D	Prepared	Analyzed	Dil Fac
1,4-Dichlorobenzene	0.040	U	0.040	0.0018	mg/L		01/05/22 14:39	01/06/22 17:29	1
2,4,5-Trichlorophenol	0.020	U	0.020	0.0019	mg/L		01/05/22 14:39	01/06/22 17:29	1
2,4,6-Trichlorophenol	0.020	U	0.020	0.0024	mg/L		01/05/22 14:39	01/06/22 17:29	1
2,4-Dinitrotoluene	0.020	U	0.020	0.0017	mg/L		01/05/22 14:39	01/06/22 17:29	1
2-Methylphenol	0.020	U	0.020	0.0016	mg/L		01/05/22 14:39	01/06/22 17:29	1
3-Methylphenol	0.040	U	0.040	0.0016	mg/L		01/05/22 14:39	01/06/22 17:29	1
4-Methylphenol	0.040	U	0.040	0.0014	mg/L		01/05/22 14:39	01/06/22 17:29	1
Hexachlorobenzene	0.020	U	0.020	0.0020	mg/L		01/05/22 14:39	01/06/22 17:29	1
Hexachlorobutadiene	0.020	U	0.020	0.0027	mg/L		01/05/22 14:39	01/06/22 17:29	1
Hexachloroethane	0.020	U	0.020	0.0023	mg/L		01/05/22 14:39	01/06/22 17:29	1
Nitrobenzene	0.020	U	0.020	0.0011	mg/L		01/05/22 14:39	01/06/22 17:29	1
Pentachlorophenol	0.040	U	0.040	0.0088	mg/L		01/05/22 14:39	01/06/22 17:29	1
Pyridine	0.10	U	0.10	0.0016	mg/L		01/05/22 14:39	01/06/22 17:29	1

Surrogate	*%Recovery*	*Qualifier*	*Limits*	*Prepared*	*Analyzed*	*Dil Fac*
2,4,6-Tribromophenol (Surr)	*99*		*41 - 120*	*01/05/22 14:39*	*01/06/22 17:29*	*1*
2-Fluorobiphenyl (Surr)	*102*		*48 - 120*	*01/05/22 14:39*	*01/06/22 17:29*	*1*
2-Fluorophenol (Surr)	*51*		*35 - 120*	*01/05/22 14:39*	*01/06/22 17:29*	*1*
Nitrobenzene-d5 (Surr)	*85*		*46 - 120*	*01/05/22 14:39*	*01/06/22 17:29*	*1*
Phenol-d5 (Surr)	*34*		*22 - 120*	*01/05/22 14:39*	*01/06/22 17:29*	*1*
p-Terphenyl-d14 (Surr)	*106*		*60 - 148*	*01/05/22 14:39*	*01/06/22 17:29*	*1*

Method: 8081B - Organochlorine Pesticides (GC) - TCLP

Analyte	Result	Qualifier	RL	MDL	Unit	D	Prepared	Analyzed	Dil Fac
gamma-BHC (Lindane)	0.00020	U *+	0.00020	0.0000060	mg/L		01/05/22 11:24	01/06/22 15:51	1
Chlordane (technical)	0.0020	U	0.0020	0.000029	mg/L		01/05/22 11:24	01/06/22 15:51	1
Endrin	0.00020	U	0.00020	0.000014	mg/L		01/05/22 11:24	01/06/22 15:51	1
Heptachlor	0.00020	U *+	0.00020	0.0000085	mg/L		01/05/22 11:24	01/06/22 15:51	1
Heptachlor epoxide	0.00020	U *+	0.00020	0.0000053	mg/L		01/05/22 11:24	01/06/22 15:51	1
Methoxychlor	0.00020	U	0.00020	0.000014	mg/L		01/05/22 11:24	01/06/22 15:51	1
Toxaphene	0.0020	U	0.0020	0.00012	mg/L		01/05/22 11:24	01/06/22 15:51	1

Surrogate	*%Recovery*	*Qualifier*	*Limits*	*Prepared*	*Analyzed*	*Dil Fac*
DCB Decachlorobiphenyl	*83*		*20 - 120*	*01/05/22 11:24*	*01/06/22 15:51*	*1*
Tetrachloro-m-xylene	*88*		*44 - 120*	*01/05/22 11:24*	*01/06/22 15:51*	*1*

Method: 8151 - TCLP Herbicides - TCLP

Analyte	Result	Qualifier	RL	MDL	Unit	D	Prepared	Analyzed	Dil Fac
2,4-D	0.0020	U	0.0020	0.00040	mg/L		01/06/22 09:01	01/07/22 18:53	1
Silvex (2,4,5-TP)	0.0020	U	0.0020	0.00036	mg/L		01/06/22 09:01	01/07/22 18:53	1

Surrogate	*%Recovery*	*Qualifier*	*Limits*	*Prepared*	*Analyzed*	*Dil Fac*
2,4-Dichlorophenylacetic acid	*13*	*S1-*	*48 - 132*	*01/06/22 09:01*	*01/07/22 18:53*	*1*

Method: 6010C - Metals (ICP) - TCLP

Analyte	Result	Qualifier	RL	MDL	Unit	D	Prepared	Analyzed	Dil Fac
Arsenic	0.015	U	0.015	0.0056	mg/L		01/06/22 08:15	01/06/22 14:58	1
Barium	**1.0**		1.0	0.10	mg/L		01/06/22 08:15	01/06/22 14:58	1
Cadmium	**0.0020**		0.0020	0.00050	mg/L		01/06/22 08:15	01/06/22 14:58	1
Chromium	0.020	U	0.020	0.010	mg/L		01/06/22 08:15	01/06/22 14:58	1
Lead	**0.069**	**B**	0.020	0.0030	mg/L		01/06/22 08:15	01/06/22 14:58	1

Client Sample ID: PS20

Lab Sample ID: 480-193831-20

Date Collected: 12/28/21 15:06
Matrix: Solid
Date Received: 12/29/21 13:40

Method: 6010C - Metals (ICP) - TCLP (Continued)

Analyte	Result	Qualifier	RL	MDL	Unit	D	Prepared	Analyzed	Dil Fac
Selenium	0.025	U	0.025	0.0087	mg/L		01/06/22 08:15	01/06/22 14:58	1
Silver	0.0060	U	0.0060	0.0017	mg/L		01/06/22 08:15	01/06/22 14:58	1

Method: 7470A - TCLP Mercury - TCLP

Analyte	Result	Qualifier	RL	MDL	Unit	D	Prepared	Analyzed	Dil Fac
Mercury	0.00020	U	0.00020	0.000043	mg/L		01/12/22 13:35	01/12/22 16:30	1

General Chemistry

Analyte	Result	Qualifier	RL	MDL	Unit	D	Prepared	Analyzed	Dil Fac
Cyanide, Reactive	10	U	10	10	mg/Kg		01/04/22 08:10	01/05/22 10:34	1
Sulfide, Reactive	10	U	10	10	mg/Kg		01/04/22 08:10	01/04/22 15:12	1

Analyte	Result	Qualifier	RL	RL	Unit	D	Prepared	Analyzed	Dil Fac
Flashpoint	**>175**	***- ^-**	50.0	50.0	Degrees F			01/10/22 16:22	1
pH	**7.1**	**HF**	0.1	0.1	SU			01/04/22 11:00	1
Temperature	**19.4**	**HF**	0.001	0.001	Degrees C			01/04/22 11:00	1

Client Sample ID: PS20

Lab Sample ID: 480-193831-20

Date Collected: 12/28/21 15:06
Matrix: Solid
Date Received: 12/29/21 13:40
Percent Solids: 79.2

Method: 8015D - Gasoline Range Organics (GRO) (GC)

Analyte	Result	Qualifier	RL	MDL	Unit	D	Prepared	Analyzed	Dil Fac
Gasoline Range Organics [C6 - C10]	**1.2**	**J**	1.5	0.39	mg/Kg	☼	01/03/22 07:10	01/04/22 03:39	1

Surrogate	*%Recovery*	*Qualifier*	*Limits*	*Prepared*	*Analyzed*	*Dil Fac*
a,a,a-Trifluorotoluene	*92*		*46 - 156*	*01/03/22 07:10*	*01/04/22 03:39*	*1*

Method: 8015D - Diesel Range Organics (DRO) (GC)

Analyte	Result	Qualifier	RL	MDL	Unit	D	Prepared	Analyzed	Dil Fac
Diesel Range Organics [C10-C28]	**9.3**	**J**	21	6.3	mg/Kg	☼	01/03/22 08:28	01/04/22 06:34	1

Surrogate	*%Recovery*	*Qualifier*	*Limits*	*Prepared*	*Analyzed*	*Dil Fac*
o-Terphenyl	*85*		*48 - 125*	*01/03/22 08:28*	*01/04/22 06:34*	*1*

Method: 8082A - Polychlorinated Biphenyls (PCBs) by Gas Chromatography

Analyte	Result	Qualifier	RL	MDL	Unit	D	Prepared	Analyzed	Dil Fac
PCB-1016	0.31	U	0.31	0.061	mg/Kg	☼	01/03/22 09:57	01/04/22 22:46	1
PCB-1221	0.31	U	0.31	0.061	mg/Kg	☼	01/03/22 09:57	01/04/22 22:46	1
PCB-1232	0.31	U	0.31	0.061	mg/Kg	☼	01/03/22 09:57	01/04/22 22:46	1
PCB-1242	0.31	U	0.31	0.061	mg/Kg	☼	01/03/22 09:57	01/04/22 22:46	1
PCB-1248	0.31	U	0.31	0.061	mg/Kg	☼	01/03/22 09:57	01/04/22 22:46	1
PCB-1254	0.31	U	0.31	0.15	mg/Kg	☼	01/03/22 09:57	01/04/22 22:46	1
PCB-1260	0.31	U	0.31	0.15	mg/Kg	☼	01/03/22 09:57	01/04/22 22:46	1
PCB-1262	0.31	U	0.31	0.15	mg/Kg	☼	01/03/22 09:57	01/04/22 22:46	1
PCB-1268	0.31	U	0.31	0.15	mg/Kg	☼	01/03/22 09:57	01/04/22 22:46	1

Surrogate	*%Recovery*	*Qualifier*	*Limits*	*Prepared*	*Analyzed*	*Dil Fac*
DCB Decachlorobiphenyl	*159*		*65 - 174*	*01/03/22 09:57*	*01/04/22 22:46*	*1*
Tetrachloro-m-xylene	*135*		*60 - 154*	*01/03/22 09:57*	*01/04/22 22:46*	*1*

Client Sample Results

Client: Brydges Engineering in Environment & Energy DPC
Project/Site: Pilgrim Village Senior

Job ID: 480-193831-1

Client Sample ID: PS21

Date Collected: 12/28/21 15:12
Date Received: 12/29/21 13:40

Lab Sample ID: 480-193831-21

Matrix: Solid

Method: 8260C - TCLP Volatiles - TCLP

Analyte	Result	Qualifier	RL	MDL	Unit	D	Prepared	Analyzed	Dil Fac
1,1-Dichloroethene	0.010	U	0.010	0.0029	mg/L			01/06/22 15:40	10
1,2-Dichloroethane	0.010	U	0.010	0.0021	mg/L			01/06/22 15:40	10
2-Butanone (MEK)	0.050	U	0.050	0.013	mg/L			01/06/22 15:40	10
Benzene	0.010	U	0.010	0.0041	mg/L			01/06/22 15:40	10
Carbon tetrachloride	0.010	U	0.010	0.0027	mg/L			01/06/22 15:40	10
Chlorobenzene	0.010	U	0.010	0.0075	mg/L			01/06/22 15:40	10
Chloroform	0.010	U	0.010	0.0034	mg/L			01/06/22 15:40	10
Tetrachloroethene	0.010	U	0.010	0.0036	mg/L			01/06/22 15:40	10
Trichloroethene	0.010	U	0.010	0.0046	mg/L			01/06/22 15:40	10
Vinyl chloride	0.010	U	0.010	0.0090	mg/L			01/06/22 15:40	10

Surrogate	*%Recovery*	*Qualifier*	*Limits*	*Prepared*	*Analyzed*	*Dil Fac*
1,2-Dichloroethane-d4 (Surr)	*94*		*77 - 120*		*01/06/22 15:40*	*10*
4-Bromofluorobenzene (Surr)	*93*		*73 - 120*		*01/06/22 15:40*	*10*
Dibromofluoromethane (Surr)	*95*		*75 - 123*		*01/06/22 15:40*	*10*
Toluene-d8 (Surr)	*94*		*80 - 120*		*01/06/22 15:40*	*10*

Method: 8270D - Semivolatile Organic Compounds (GC/MS) - TCLP

Analyte	Result	Qualifier	RL	MDL	Unit	D	Prepared	Analyzed	Dil Fac
1,4-Dichlorobenzene	0.040	U	0.040	0.0018	mg/L		01/05/22 14:39	01/06/22 17:53	1
2,4,5-Trichlorophenol	0.020	U	0.020	0.0019	mg/L		01/05/22 14:39	01/06/22 17:53	1
2,4,6-Trichlorophenol	0.020	U	0.020	0.0024	mg/L		01/05/22 14:39	01/06/22 17:53	1
2,4-Dinitrotoluene	0.020	U	0.020	0.0017	mg/L		01/05/22 14:39	01/06/22 17:53	1
2-Methylphenol	0.020	U	0.020	0.0016	mg/L		01/05/22 14:39	01/06/22 17:53	1
3-Methylphenol	0.040	U	0.040	0.0016	mg/L		01/05/22 14:39	01/06/22 17:53	1
4-Methylphenol	0.040	U	0.040	0.0014	mg/L		01/05/22 14:39	01/06/22 17:53	1
Hexachlorobenzene	0.020	U	0.020	0.0020	mg/L		01/05/22 14:39	01/06/22 17:53	1
Hexachlorobutadiene	0.020	U	0.020	0.0027	mg/L		01/05/22 14:39	01/06/22 17:53	1
Hexachloroethane	0.020	U	0.020	0.0023	mg/L		01/05/22 14:39	01/06/22 17:53	1
Nitrobenzene	0.020	U	0.020	0.0011	mg/L		01/05/22 14:39	01/06/22 17:53	1
Pentachlorophenol	0.040	U	0.040	0.0088	mg/L		01/05/22 14:39	01/06/22 17:53	1
Pyridine	0.10	U	0.10	0.0016	mg/L		01/05/22 14:39	01/06/22 17:53	1

Surrogate	*%Recovery*	*Qualifier*	*Limits*	*Prepared*	*Analyzed*	*Dil Fac*
2,4,6-Tribromophenol (Surr)	*101*		*41 - 120*	*01/05/22 14:39*	*01/06/22 17:53*	*1*
2-Fluorobiphenyl (Surr)	*95*		*48 - 120*	*01/05/22 14:39*	*01/06/22 17:53*	*1*
2-Fluorophenol (Surr)	*46*		*35 - 120*	*01/05/22 14:39*	*01/06/22 17:53*	*1*
Nitrobenzene-d5 (Surr)	*81*		*46 - 120*	*01/05/22 14:39*	*01/06/22 17:53*	*1*
Phenol-d5 (Surr)	*33*		*22 - 120*	*01/05/22 14:39*	*01/06/22 17:53*	*1*
p-Terphenyl-d14 (Surr)	*108*		*60 - 148*	*01/05/22 14:39*	*01/06/22 17:53*	*1*

Method: 8081B - Organochlorine Pesticides (GC) - TCLP

Analyte	Result	Qualifier	RL	MDL	Unit	D	Prepared	Analyzed	Dil Fac
gamma-BHC (Lindane)	0.00020	U *+	0.00020	0.0000060	mg/L		01/05/22 11:24	01/06/22 16:11	1
Chlordane (technical)	0.0020	U	0.0020	0.000029	mg/L		01/05/22 11:24	01/06/22 16:11	1
Endrin	0.00020	U	0.00020	0.000014	mg/L		01/05/22 11:24	01/06/22 16:11	1
Heptachlor	0.00020	U *+	0.00020	0.0000085	mg/L		01/05/22 11:24	01/06/22 16:11	1
Heptachlor epoxide	0.00020	U *+	0.00020	0.0000053	mg/L		01/05/22 11:24	01/06/22 16:11	1
Methoxychlor	0.00020	U	0.00020	0.000014	mg/L		01/05/22 11:24	01/06/22 16:11	1
Toxaphene	0.0020	U	0.0020	0.00012	mg/L		01/05/22 11:24	01/06/22 16:11	1

Client Sample ID: PS21
Date Collected: 12/28/21 15:12
Date Received: 12/29/21 13:40

Lab Sample ID: 480-193831-21
Matrix: Solid

Surrogate	*%Recovery*	*Qualifier*	*Limits*	*Prepared*	*Analyzed*	*Dil Fac*
DCB Decachlorobiphenyl	*77*		*20 - 120*	*01/05/22 11:24*	*01/06/22 16:11*	*1*
Tetrachloro-m-xylene	*80*		*44 - 120*	*01/05/22 11:24*	*01/06/22 16:11*	*1*

Method: 8151 - TCLP Herbicides - TCLP

Analyte	Result	Qualifier	RL	MDL	Unit	D	Prepared	Analyzed	Dil Fac
2,4-D	0.0020	U	0.0020	0.00040	mg/L		01/06/22 09:01	01/07/22 19:23	1
Silvex (2,4,5-TP)	0.0020	U	0.0020	0.00036	mg/L		01/06/22 09:01	01/07/22 19:23	1

Surrogate	*%Recovery*	*Qualifier*	*Limits*	*Prepared*	*Analyzed*	*Dil Fac*
2,4-Dichlorophenylacetic acid	*12*	*S1-*	*48 - 132*	*01/06/22 09:01*	*01/07/22 19:23*	*1*

Method: 6010C - Metals (ICP) - TCLP

Analyte	Result	Qualifier	RL	MDL	Unit	D	Prepared	Analyzed	Dil Fac
Arsenic	0.015	U	0.015	0.0056	mg/L		01/06/22 08:15	01/06/22 15:02	1
Barium	**1.0**		1.0	0.10	mg/L		01/06/22 08:15	01/06/22 15:02	1
Cadmium	**0.00093**	**J**	0.0020	0.00050	mg/L		01/06/22 08:15	01/06/22 15:02	1
Chromium	0.020	U	0.020	0.010	mg/L		01/06/22 08:15	01/06/22 15:02	1
Lead	**0.0096**	**J B**	0.020	0.0030	mg/L		01/06/22 08:15	01/06/22 15:02	1
Selenium	0.025	U	0.025	0.0087	mg/L		01/06/22 08:15	01/06/22 15:02	1
Silver	0.0060	U	0.0060	0.0017	mg/L		01/06/22 08:15	01/06/22 15:02	1

Method: 7470A - TCLP Mercury - TCLP

Analyte	Result	Qualifier	RL	MDL	Unit	D	Prepared	Analyzed	Dil Fac
Mercury	0.00020	U	0.00020	0.000043	mg/L		01/12/22 13:35	01/12/22 16:32	1

General Chemistry

Analyte	Result	Qualifier	RL	MDL	Unit	D	Prepared	Analyzed	Dil Fac
Cyanide, Reactive	10	U	10	10	mg/Kg		01/04/22 08:10	01/05/22 10:35	1
Sulfide, Reactive	10	U	10	10	mg/Kg		01/04/22 08:10	01/04/22 15:12	1

Analyte	Result	Qualifier	RL	RL	Unit	D	Prepared	Analyzed	Dil Fac
Flashpoint	**>175**		50.0	50.0	Degrees F			01/12/22 14:16	1
pH	**7.0**	**HF**	0.1	0.1	SU			01/04/22 11:00	1
Temperature	**19.6**	**HF**	0.001	0.001	Degrees C			01/04/22 11:00	1

Client Sample ID: PS21
Date Collected: 12/28/21 15:12
Date Received: 12/29/21 13:40

Lab Sample ID: 480-193831-21
Matrix: Solid
Percent Solids: 82.7

Method: 8015D - Gasoline Range Organics (GRO) (GC)

Analyte	Result	Qualifier	RL	MDL	Unit	D	Prepared	Analyzed	Dil Fac
Gasoline Range Organics [C6 - C10]	1.5	U	1.5	0.38	mg/Kg	☼	01/04/22 07:52	01/04/22 12:44	1

Surrogate	*%Recovery*	*Qualifier*	*Limits*	*Prepared*	*Analyzed*	*Dil Fac*
a,a,a-Trifluorotoluene	*91*		*46 - 156*	*01/04/22 07:52*	*01/04/22 12:44*	*1*

Method: 8015D - Diesel Range Organics (DRO) (GC)

Analyte	Result	Qualifier	RL	MDL	Unit	D	Prepared	Analyzed	Dil Fac
Diesel Range Organics [C10-C28]	20	U	20	6.0	mg/Kg	☼	01/03/22 08:28	01/04/22 07:10	1

Surrogate	*%Recovery*	*Qualifier*	*Limits*	*Prepared*	*Analyzed*	*Dil Fac*
o-Terphenyl	*88*		*48 - 125*	*01/03/22 08:28*	*01/04/22 07:10*	*1*

Client Sample ID: PS21

Lab Sample ID: 480-193831-21

Date Collected: 12/28/21 15:12
Date Received: 12/29/21 13:40

Matrix: Solid
Percent Solids: 82.7

Method: 8082A - Polychlorinated Biphenyls (PCBs) by Gas Chromatography

Analyte	Result	Qualifier	RL	MDL	Unit	D	Prepared	Analyzed	Dil Fac
PCB-1016	0.28	U	0.28	0.055	mg/Kg	☼	01/03/22 09:57	01/04/22 22:59	1
PCB-1221	0.28	U	0.28	0.055	mg/Kg	☼	01/03/22 09:57	01/04/22 22:59	1
PCB-1232	0.28	U	0.28	0.055	mg/Kg	☼	01/03/22 09:57	01/04/22 22:59	1
PCB-1242	0.28	U	0.28	0.055	mg/Kg	☼	01/03/22 09:57	01/04/22 22:59	1
PCB-1248	0.28	U	0.28	0.055	mg/Kg	☼	01/03/22 09:57	01/04/22 22:59	1
PCB-1254	0.28	U	0.28	0.13	mg/Kg	☼	01/03/22 09:57	01/04/22 22:59	1
PCB-1260	0.28	U	0.28	0.13	mg/Kg	☼	01/03/22 09:57	01/04/22 22:59	1
PCB-1262	0.28	U	0.28	0.13	mg/Kg	☼	01/03/22 09:57	01/04/22 22:59	1
PCB-1268	0.28	U	0.28	0.13	mg/Kg	☼	01/03/22 09:57	01/04/22 22:59	1

Surrogate	*%Recovery*	*Qualifier*	*Limits*	*Prepared*	*Analyzed*	*Dil Fac*
DCB Decachlorobiphenyl	*159*		*65 - 174*	*01/03/22 09:57*	*01/04/22 22:59*	*1*
Tetrachloro-m-xylene	*135*		*60 - 154*	*01/03/22 09:57*	*01/04/22 22:59*	*1*

Client Sample ID: PS22

Lab Sample ID: 480-193831-22

Date Collected: 12/28/21 15:18
Date Received: 12/29/21 13:40

Matrix: Solid

Method: 8260C - TCLP Volatiles - TCLP

Analyte	Result	Qualifier	RL	MDL	Unit	D	Prepared	Analyzed	Dil Fac
1,1-Dichloroethene	0.010	U	0.010	0.0029	mg/L			01/06/22 16:04	10
1,2-Dichloroethane	0.010	U	0.010	0.0021	mg/L			01/06/22 16:04	10
2-Butanone (MEK)	0.050	U	0.050	0.013	mg/L			01/06/22 16:04	10
Benzene	0.010	U	0.010	0.0041	mg/L			01/06/22 16:04	10
Carbon tetrachloride	0.010	U	0.010	0.0027	mg/L			01/06/22 16:04	10
Chlorobenzene	0.010	U	0.010	0.0075	mg/L			01/06/22 16:04	10
Chloroform	0.010	U	0.010	0.0034	mg/L			01/06/22 16:04	10
Tetrachloroethene	0.010	U	0.010	0.0036	mg/L			01/06/22 16:04	10
Trichloroethene	0.010	U	0.010	0.0046	mg/L			01/06/22 16:04	10
Vinyl chloride	0.010	U	0.010	0.0090	mg/L			01/06/22 16:04	10

Surrogate	*%Recovery*	*Qualifier*	*Limits*	*Prepared*	*Analyzed*	*Dil Fac*
1,2-Dichloroethane-d4 (Surr)	*100*		*77 - 120*		*01/06/22 16:04*	*10*
4-Bromofluorobenzene (Surr)	*97*		*73 - 120*		*01/06/22 16:04*	*10*
Dibromofluoromethane (Surr)	*96*		*75 - 123*		*01/06/22 16:04*	*10*
Toluene-d8 (Surr)	*94*		*80 - 120*		*01/06/22 16:04*	*10*

Method: 8270D - Semivolatile Organic Compounds (GC/MS) - TCLP

Analyte	Result	Qualifier	RL	MDL	Unit	D	Prepared	Analyzed	Dil Fac
1,4-Dichlorobenzene	0.040	U	0.040	0.0018	mg/L		01/05/22 14:39	01/06/22 18:17	1
2,4,5-Trichlorophenol	0.020	U	0.020	0.0019	mg/L		01/05/22 14:39	01/06/22 18:17	1
2,4,6-Trichlorophenol	0.020	U	0.020	0.0024	mg/L		01/05/22 14:39	01/06/22 18:17	1
2,4-Dinitrotoluene	0.020	U	0.020	0.0017	mg/L		01/05/22 14:39	01/06/22 18:17	1
2-Methylphenol	0.020	U	0.020	0.0016	mg/L		01/05/22 14:39	01/06/22 18:17	1
3-Methylphenol	0.040	U	0.040	0.0016	mg/L		01/05/22 14:39	01/06/22 18:17	1
4-Methylphenol	0.040	U	0.040	0.0014	mg/L		01/05/22 14:39	01/06/22 18:17	1
Hexachlorobenzene	0.020	U	0.020	0.0020	mg/L		01/05/22 14:39	01/06/22 18:17	1
Hexachlorobutadiene	0.020	U	0.020	0.0027	mg/L		01/05/22 14:39	01/06/22 18:17	1
Hexachloroethane	0.020	U	0.020	0.0023	mg/L		01/05/22 14:39	01/06/22 18:17	1
Nitrobenzene	0.020	U	0.020	0.0011	mg/L		01/05/22 14:39	01/06/22 18:17	1
Pentachlorophenol	0.040	U	0.040	0.0088	mg/L		01/05/22 14:39	01/06/22 18:17	1

Client Sample ID: PS22

Date Collected: 12/28/21 15:18
Date Received: 12/29/21 13:40

Lab Sample ID: 480-193831-22

Matrix: Solid

Method: 8270D - Semivolatile Organic Compounds (GC/MS) - TCLP (Continued)

Analyte	Result	Qualifier	RL	MDL	Unit	D	Prepared	Analyzed	Dil Fac
Pyridine	0.10	U	0.10	0.0016	mg/L		01/05/22 14:39	01/06/22 18:17	1

Surrogate	*%Recovery*	*Qualifier*	*Limits*	*Prepared*	*Analyzed*	*Dil Fac*
2,4,6-Tribromophenol (Surr)	*93*		*41 - 120*	*01/05/22 14:39*	*01/06/22 18:17*	*1*
2-Fluorobiphenyl (Surr)	*96*		*48 - 120*	*01/05/22 14:39*	*01/06/22 18:17*	*1*
2-Fluorophenol (Surr)	*49*		*35 - 120*	*01/05/22 14:39*	*01/06/22 18:17*	*1*
Nitrobenzene-d5 (Surr)	*83*		*46 - 120*	*01/05/22 14:39*	*01/06/22 18:17*	*1*
Phenol-d5 (Surr)	*33*		*22 - 120*	*01/05/22 14:39*	*01/06/22 18:17*	*1*
p-Terphenyl-d14 (Surr)	*107*		*60 - 148*	*01/05/22 14:39*	*01/06/22 18:17*	*1*

Method: 8081B - Organochlorine Pesticides (GC) - TCLP

Analyte	Result	Qualifier	RL	MDL	Unit	D	Prepared	Analyzed	Dil Fac
gamma-BHC (Lindane)	0.00020	U *+	0.00020	0.0000060	mg/L		01/05/22 11:24	01/06/22 16:30	1
Chlordane (technical)	0.0020	U	0.0020	0.000029	mg/L		01/05/22 11:24	01/06/22 16:30	1
Endrin	0.00020	U	0.00020	0.000014	mg/L		01/05/22 11:24	01/06/22 16:30	1
Heptachlor	0.00020	U *+	0.00020	0.0000085	mg/L		01/05/22 11:24	01/06/22 16:30	1
Heptachlor epoxide	0.00020	U *+	0.00020	0.0000053	mg/L		01/05/22 11:24	01/06/22 16:30	1
Methoxychlor	0.00020	U	0.00020	0.000014	mg/L		01/05/22 11:24	01/06/22 16:30	1
Toxaphene	0.0020	U	0.0020	0.00012	mg/L		01/05/22 11:24	01/06/22 16:30	1

Surrogate	*%Recovery*	*Qualifier*	*Limits*	*Prepared*	*Analyzed*	*Dil Fac*
DCB Decachlorobiphenyl	*78*		*20 - 120*	*01/05/22 11:24*	*01/06/22 16:30*	*1*
Tetrachloro-m-xylene	*78*		*44 - 120*	*01/05/22 11:24*	*01/06/22 16:30*	*1*

Method: 8151 - TCLP Herbicides - TCLP

Analyte	Result	Qualifier	RL	MDL	Unit	D	Prepared	Analyzed	Dil Fac
2,4-D	0.0020	U	0.0020	0.00040	mg/L		01/06/22 09:01	01/07/22 19:53	1
Silvex (2,4,5-TP)	0.0020	U	0.0020	0.00036	mg/L		01/06/22 09:01	01/07/22 19:53	1

Surrogate	*%Recovery*	*Qualifier*	*Limits*	*Prepared*	*Analyzed*	*Dil Fac*
2,4-Dichlorophenylacetic acid	*14*	*S1-*	*48 - 132*	*01/06/22 09:01*	*01/07/22 19:53*	*1*

Method: 6010C - Metals (ICP) - TCLP

Analyte	Result	Qualifier	RL	MDL	Unit	D	Prepared	Analyzed	Dil Fac
Arsenic	0.015	U	0.015	0.0056	mg/L		01/06/22 08:15	01/06/22 15:06	1
Barium	**0.82**	**J**	1.0	0.10	mg/L		01/06/22 08:15	01/06/22 15:06	1
Cadmium	**0.0013**	**J**	0.0020	0.00050	mg/L		01/06/22 08:15	01/06/22 15:06	1
Chromium	0.020	U	0.020	0.010	mg/L		01/06/22 08:15	01/06/22 15:06	1
Lead	**0.0071**	**J B**	0.020	0.0030	mg/L		01/06/22 08:15	01/06/22 15:06	1
Selenium	0.025	U	0.025	0.0087	mg/L		01/06/22 08:15	01/06/22 15:06	1
Silver	0.0060	U	0.0060	0.0017	mg/L		01/06/22 08:15	01/06/22 15:06	1

Method: 7470A - TCLP Mercury - TCLP

Analyte	Result	Qualifier	RL	MDL	Unit	D	Prepared	Analyzed	Dil Fac
Mercury	0.00020	U	0.00020	0.000043	mg/L		01/12/22 13:35	01/12/22 16:33	1

General Chemistry

Analyte	Result	Qualifier	RL	MDL	Unit	D	Prepared	Analyzed	Dil Fac
Cyanide, Reactive	10	U	10	10	mg/Kg		01/05/22 08:30	01/06/22 09:58	1
Sulfide, Reactive	10	U	10	10	mg/Kg		01/05/22 08:30	01/05/22 13:30	1

Client Sample ID: PS22
Lab Sample ID: 480-193831-22
Date Collected: 12/28/21 15:18
Matrix: Solid
Date Received: 12/29/21 13:40

Analyte	Result	Qualifier	RL	RL	Unit	D	Prepared	Analyzed	Dil Fac
Flashpoint	>175	*- ^-	50.0	50.0	Degrees F			01/10/22 16:22	1
pH	7.6	HF	0.1	0.1	SU			01/04/22 11:00	1
Temperature	19.9	HF	0.001	0.001	Degrees C			01/04/22 11:00	1

Client Sample ID: PS22
Lab Sample ID: 480-193831-22
Date Collected: 12/28/21 15:18
Matrix: Solid
Date Received: 12/29/21 13:40
Percent Solids: 81.0

Method: 8015D - Gasoline Range Organics (GRO) (GC)

Analyte	Result	Qualifier	RL	MDL	Unit	D	Prepared	Analyzed	Dil Fac
Gasoline Range Organics [C6 - C10]	1.2	J B	1.4	0.36	mg/Kg	☼	01/04/22 07:52	01/04/22 13:20	1

Surrogate	*%Recovery*	*Qualifier*	*Limits*	*Prepared*	*Analyzed*	*Dil Fac*
a,a,a-Trifluorotoluene	*89*		*46 - 156*	*01/04/22 07:52*	*01/04/22 13:20*	*1*

Method: 8015D - Diesel Range Organics (DRO) (GC)

Analyte	Result	Qualifier	RL	MDL	Unit	D	Prepared	Analyzed	Dil Fac
Diesel Range Organics [C10-C28]	15	J	20	6.1	mg/Kg	☼	01/03/22 08:28	01/04/22 08:21	1

Surrogate	*%Recovery*	*Qualifier*	*Limits*	*Prepared*	*Analyzed*	*Dil Fac*
o-Terphenyl	*83*		*48 - 125*	*01/03/22 08:28*	*01/04/22 08:21*	*1*

Method: 8082A - Polychlorinated Biphenyls (PCBs) by Gas Chromatography

Analyte	Result	Qualifier	RL	MDL	Unit	D	Prepared	Analyzed	Dil Fac
PCB-1016	0.28	U	0.28	0.055	mg/Kg	☼	01/03/22 09:57	01/04/22 23:12	1
PCB-1221	0.28	U	0.28	0.055	mg/Kg	☼	01/03/22 09:57	01/04/22 23:12	1
PCB-1232	0.28	U	0.28	0.055	mg/Kg	☼	01/03/22 09:57	01/04/22 23:12	1
PCB-1242	0.28	U	0.28	0.055	mg/Kg	☼	01/03/22 09:57	01/04/22 23:12	1
PCB-1248	0.28	U	0.28	0.055	mg/Kg	☼	01/03/22 09:57	01/04/22 23:12	1
PCB-1254	0.28	U	0.28	0.13	mg/Kg	☼	01/03/22 09:57	01/04/22 23:12	1
PCB-1260	0.28	U	0.28	0.13	mg/Kg	☼	01/03/22 09:57	01/04/22 23:12	1
PCB-1262	0.28	U	0.28	0.13	mg/Kg	☼	01/03/22 09:57	01/04/22 23:12	1
PCB-1268	0.28	U	0.28	0.13	mg/Kg	☼	01/03/22 09:57	01/04/22 23:12	1

Surrogate	*%Recovery*	*Qualifier*	*Limits*	*Prepared*	*Analyzed*	*Dil Fac*
DCB Decachlorobiphenyl	*156*		*65 - 174*	*01/03/22 09:57*	*01/04/22 23:12*	*1*
Tetrachloro-m-xylene	*136*		*60 - 154*	*01/03/22 09:57*	*01/04/22 23:12*	*1*

Client Sample ID: PS23
Lab Sample ID: 480-193831-23
Date Collected: 12/28/21 15:24
Matrix: Solid
Date Received: 12/29/21 13:40

Method: 8260C - TCLP Volatiles - TCLP

Analyte	Result	Qualifier	RL	MDL	Unit	D	Prepared	Analyzed	Dil Fac
1,1-Dichloroethene	0.010	U	0.010	0.0029	mg/L			01/06/22 16:27	10
1,2-Dichloroethane	0.010	U	0.010	0.0021	mg/L			01/06/22 16:27	10
2-Butanone (MEK)	0.050	U	0.050	0.013	mg/L			01/06/22 16:27	10
Benzene	0.010	U	0.010	0.0041	mg/L			01/06/22 16:27	10
Carbon tetrachloride	0.010	U	0.010	0.0027	mg/L			01/06/22 16:27	10
Chlorobenzene	0.010	U	0.010	0.0075	mg/L			01/06/22 16:27	10
Chloroform	0.010	U	0.010	0.0034	mg/L			01/06/22 16:27	10
Tetrachloroethene	0.010	U	0.010	0.0036	mg/L			01/06/22 16:27	10

Client Sample ID: PS23

Date Collected: 12/28/21 15:24
Date Received: 12/29/21 13:40

Lab Sample ID: 480-193831-23

Matrix: Solid

Method: 8260C - TCLP Volatiles - TCLP (Continued)

Analyte	Result	Qualifier	RL	MDL	Unit	D	Prepared	Analyzed	Dil Fac
Trichloroethene	0.010	U	0.010	0.0046	mg/L			01/06/22 16:27	10
Vinyl chloride	0.010	U	0.010	0.0090	mg/L			01/06/22 16:27	10

Surrogate	*%Recovery*	*Qualifier*	*Limits*	*Prepared*	*Analyzed*	*Dil Fac*
1,2-Dichloroethane-d4 (Surr)	*98*		*77 - 120*		*01/06/22 16:27*	*10*
4-Bromofluorobenzene (Surr)	*102*		*73 - 120*		*01/06/22 16:27*	*10*
Dibromofluoromethane (Surr)	*97*		*75 - 123*		*01/06/22 16:27*	*10*
Toluene-d8 (Surr)	*101*		*80 - 120*		*01/06/22 16:27*	*10*

Method: 8270D - Semivolatile Organic Compounds (GC/MS) - TCLP

Analyte	Result	Qualifier	RL	MDL	Unit	D	Prepared	Analyzed	Dil Fac
1,4-Dichlorobenzene	0.040	U	0.040	0.0018	mg/L		01/05/22 14:39	01/06/22 18:42	1
2,4,5-Trichlorophenol	0.020	U	0.020	0.0019	mg/L		01/05/22 14:39	01/06/22 18:42	1
2,4,6-Trichlorophenol	0.020	U	0.020	0.0024	mg/L		01/05/22 14:39	01/06/22 18:42	1
2,4-Dinitrotoluene	0.020	U	0.020	0.0017	mg/L		01/05/22 14:39	01/06/22 18:42	1
2-Methylphenol	0.020	U	0.020	0.0016	mg/L		01/05/22 14:39	01/06/22 18:42	1
3-Methylphenol	0.040	U	0.040	0.0016	mg/L		01/05/22 14:39	01/06/22 18:42	1
4-Methylphenol	0.040	U	0.040	0.0014	mg/L		01/05/22 14:39	01/06/22 18:42	1
Hexachlorobenzene	0.020	U	0.020	0.0020	mg/L		01/05/22 14:39	01/06/22 18:42	1
Hexachlorobutadiene	0.020	U	0.020	0.0027	mg/L		01/05/22 14:39	01/06/22 18:42	1
Hexachloroethane	0.020	U	0.020	0.0023	mg/L		01/05/22 14:39	01/06/22 18:42	1
Nitrobenzene	0.020	U	0.020	0.0011	mg/L		01/05/22 14:39	01/06/22 18:42	1
Pentachlorophenol	0.040	U	0.040	0.0088	mg/L		01/05/22 14:39	01/06/22 18:42	1
Pyridine	0.10	U	0.10	0.0016	mg/L		01/05/22 14:39	01/06/22 18:42	1

Surrogate	*%Recovery*	*Qualifier*	*Limits*	*Prepared*	*Analyzed*	*Dil Fac*
2,4,6-Tribromophenol (Surr)	*89*		*41 - 120*	*01/05/22 14:39*	*01/06/22 18:42*	*1*
2-Fluorobiphenyl (Surr)	*82*		*48 - 120*	*01/05/22 14:39*	*01/06/22 18:42*	*1*
2-Fluorophenol (Surr)	*41*		*35 - 120*	*01/05/22 14:39*	*01/06/22 18:42*	*1*
Nitrobenzene-d5 (Surr)	*69*		*46 - 120*	*01/05/22 14:39*	*01/06/22 18:42*	*1*
Phenol-d5 (Surr)	*27*		*22 - 120*	*01/05/22 14:39*	*01/06/22 18:42*	*1*
p-Terphenyl-d14 (Surr)	*103*		*60 - 148*	*01/05/22 14:39*	*01/06/22 18:42*	*1*

Method: 8081B - Organochlorine Pesticides (GC) - TCLP

Analyte	Result	Qualifier	RL	MDL	Unit	D	Prepared	Analyzed	Dil Fac
gamma-BHC (Lindane)	0.00020	U *+	0.00020	0.0000060	mg/L		01/05/22 11:24	01/06/22 16:50	1
Chlordane (technical)	0.0020	U	0.0020	0.000029	mg/L		01/05/22 11:24	01/06/22 16:50	1
Endrin	0.00020	U	0.00020	0.000014	mg/L		01/05/22 11:24	01/06/22 16:50	1
Heptachlor	0.00020	U *+	0.00020	0.0000085	mg/L		01/05/22 11:24	01/06/22 16:50	1
Heptachlor epoxide	0.00020	U *+	0.00020	0.0000053	mg/L		01/05/22 11:24	01/06/22 16:50	1
Methoxychlor	0.00020	U	0.00020	0.000014	mg/L		01/05/22 11:24	01/06/22 16:50	1
Toxaphene	0.0020	U	0.0020	0.00012	mg/L		01/05/22 11:24	01/06/22 16:50	1

Surrogate	*%Recovery*	*Qualifier*	*Limits*	*Prepared*	*Analyzed*	*Dil Fac*
DCB Decachlorobiphenyl	*77*		*20 - 120*	*01/05/22 11:24*	*01/06/22 16:50*	*1*
Tetrachloro-m-xylene	*86*		*44 - 120*	*01/05/22 11:24*	*01/06/22 16:50*	*1*

Method: 8151 - TCLP Herbicides - TCLP

Analyte	Result	Qualifier	RL	MDL	Unit	D	Prepared	Analyzed	Dil Fac
2,4-D	0.0020	U	0.0020	0.00040	mg/L		01/06/22 09:01	01/07/22 20:22	1
Silvex (2,4,5-TP)	0.0020	U	0.0020	0.00036	mg/L		01/06/22 09:01	01/07/22 20:22	1

Client Sample Results

Client: Brydges Engineering in Environment & Energy DPC
Project/Site: Pilgrim Village Senior

Job ID: 480-193831-1

Client Sample ID: PS23

Date Collected: 12/28/21 15:24
Date Received: 12/29/21 13:40

Lab Sample ID: 480-193831-23

Matrix: Solid

Surrogate	*%Recovery*	*Qualifier*	*Limits*	*Prepared*	*Analyzed*	*Dil Fac*
2,4-Dichlorophenylacetic acid	*10*	*S1-*	*48 - 132*	*01/06/22 09:01*	*01/07/22 20:22*	*1*

Method: 6010C - Metals (ICP) - TCLP

Analyte	Result	Qualifier	RL	MDL	Unit	D	Prepared	Analyzed	Dil Fac
Arsenic	0.015	U	0.015	0.0056	mg/L		01/06/22 08:15	01/06/22 15:10	1
Barium	**1.0**		1.0	0.10	mg/L		01/06/22 08:15	01/06/22 15:10	1
Cadmium	**0.0017**	**J**	0.0020	0.00050	mg/L		01/06/22 08:15	01/06/22 15:10	1
Chromium	0.020	U	0.020	0.010	mg/L		01/06/22 08:15	01/06/22 15:10	1
Lead	**0.039**	**B**	0.020	0.0030	mg/L		01/06/22 08:15	01/06/22 15:10	1
Selenium	0.025	U	0.025	0.0087	mg/L		01/06/22 08:15	01/06/22 15:10	1
Silver	0.0060	U	0.0060	0.0017	mg/L		01/06/22 08:15	01/06/22 15:10	1

Method: 7470A - TCLP Mercury - TCLP

Analyte	Result	Qualifier	RL	MDL	Unit	D	Prepared	Analyzed	Dil Fac
Mercury	0.00020	U	0.00020	0.000043	mg/L		01/12/22 13:35	01/12/22 16:34	1

General Chemistry

Analyte	Result	Qualifier	RL	MDL	Unit	D	Prepared	Analyzed	Dil Fac
Cyanide, Reactive	9.9	U	9.9	9.9	mg/Kg		01/06/22 12:52	01/06/22 13:25	1
Sulfide, Reactive	9.9	U	9.9	9.9	mg/Kg		01/06/22 12:52	01/06/22 13:00	1

Analyte	Result	Qualifier	RL	RL	Unit	D	Prepared	Analyzed	Dil Fac
Flashpoint	**>180**		50.0	50.0	Degrees F			01/10/22 16:05	1
pH	**7.3**	**HF**	0.1	0.1	SU			01/04/22 11:00	1
Temperature	**20.0**	**HF**	0.001	0.001	Degrees C			01/04/22 11:00	1

Client Sample ID: PS23

Date Collected: 12/28/21 15:24
Date Received: 12/29/21 13:40

Lab Sample ID: 480-193831-23

Matrix: Solid
Percent Solids: 82.0

Method: 8015D - Gasoline Range Organics (GRO) (GC)

Analyte	Result	Qualifier	RL	MDL	Unit	D	Prepared	Analyzed	Dil Fac
Gasoline Range Organics [C6 - C10]	1.5	U	1.5	0.40	mg/Kg	☼	01/04/22 07:52	01/04/22 13:56	1

Surrogate	*%Recovery*	*Qualifier*	*Limits*	*Prepared*	*Analyzed*	*Dil Fac*
a,a,a-Trifluorotoluene	*93*		*46 - 156*	*01/04/22 07:52*	*01/04/22 13:56*	*1*

Method: 8015D - Diesel Range Organics (DRO) (GC)

Analyte	Result	Qualifier	RL	MDL	Unit	D	Prepared	Analyzed	Dil Fac
Diesel Range Organics [C10-C28]	**9.4**	**J**	20	6.0	mg/Kg	☼	01/03/22 08:28	01/04/22 08:57	1

Surrogate	*%Recovery*	*Qualifier*	*Limits*	*Prepared*	*Analyzed*	*Dil Fac*
o-Terphenyl	*88*		*48 - 125*	*01/03/22 08:28*	*01/04/22 08:57*	*1*

Method: 8082A - Polychlorinated Biphenyls (PCBs) by Gas Chromatography

Analyte	Result	Qualifier	RL	MDL	Unit	D	Prepared	Analyzed	Dil Fac
PCB-1016	0.28	U	0.28	0.054	mg/Kg	☼	01/03/22 09:57	01/04/22 23:25	1
PCB-1221	0.28	U	0.28	0.054	mg/Kg	☼	01/03/22 09:57	01/04/22 23:25	1
PCB-1232	0.28	U	0.28	0.054	mg/Kg	☼	01/03/22 09:57	01/04/22 23:25	1
PCB-1242	0.28	U	0.28	0.054	mg/Kg	☼	01/03/22 09:57	01/04/22 23:25	1
PCB-1248	0.28	U	0.28	0.054	mg/Kg	☼	01/03/22 09:57	01/04/22 23:25	1
PCB-1254	0.28	U	0.28	0.13	mg/Kg	☼	01/03/22 09:57	01/04/22 23:25	1
PCB-1260	0.28	U	0.28	0.13	mg/Kg	☼	01/03/22 09:57	01/04/22 23:25	1

Client Sample ID: PS23
Lab Sample ID: 480-193831-23

Date Collected: 12/28/21 15:24
Matrix: Solid
Date Received: 12/29/21 13:40
Percent Solids: 82.0

Method: 8082A - Polychlorinated Biphenyls (PCBs) by Gas Chromatography (Continued)

Analyte	Result	Qualifier	RL	MDL	Unit	D	Prepared	Analyzed	Dil Fac
PCB-1262	0.28	U	0.28	0.13	mg/Kg	☼	01/03/22 09:57	01/04/22 23:25	1
PCB-1268	0.28	U	0.28	0.13	mg/Kg	☼	01/03/22 09:57	01/04/22 23:25	1

Surrogate	*%Recovery*	*Qualifier*	*Limits*	*Prepared*	*Analyzed*	*Dil Fac*
DCB Decachlorobiphenyl	*150*		*65 - 174*	*01/03/22 09:57*	*01/04/22 23:25*	*1*
Tetrachloro-m-xylene	*130*		*60 - 154*	*01/03/22 09:57*	*01/04/22 23:25*	*1*

Surrogate Summary

Client: Brydges Engineering in Environment & Energy DPC
Project/Site: Pilgrim Village Senior

Job ID: 480-193831-1

Method: 8260C - TCLP Volatiles

Matrix: Solid **Prep Type: Total/NA**

		Percent Surrogate Recovery (Acceptance Limits)			
		DCA	BFB	DBFM	TOL
Lab Sample ID	Client Sample ID	(77-120)	(73-120)	(75-123)	(80-120)
LCS 480-610775/6	Lab Control Sample	101	105	99	102
LCS 480-610929/6	Lab Control Sample	99	101	100	101
LCSD 480-610775/27	Lab Control Sample Dup	106	104	102	100
MB 480-610775/8	Method Blank	109	104	103	103
MB 480-610929/8	Method Blank	103	103	102	98

Surrogate Legend

DCA = 1,2-Dichloroethane-d4 (Surr)
BFB = 4-Bromofluorobenzene (Surr)
DBFM = Dibromofluoromethane (Surr)
TOL = Toluene-d8 (Surr)

Method: 8260C - TCLP Volatiles

Matrix: Solid **Prep Type: TCLP**

		Percent Surrogate Recovery (Acceptance Limits)			
		DCA	BFB	DBFM	TOL
Lab Sample ID	Client Sample ID	(77-120)	(73-120)	(75-123)	(80-120)
480-193831-1	PS1	104	101	104	97
480-193831-2	PS2	104	101	102	97
480-193831-3	PS3	105	104	103	98
480-193831-4	PS4	107	104	99	99
480-193831-5	PS5	105	105	101	100
480-193831-6	PS6	104	103	105	99
480-193831-7	PS7	105	103	102	100
480-193831-8	PS8	105	102	103	99
480-193831-9	PS9	106	104	104	100
480-193831-10	PS10	105	101	103	98
480-193831-11	PS11	104	104	106	99
480-193831-12	PS12	106	105	105	101
480-193831-13	PS13	99	101	98	100
480-193831-14	PS14	102	100	100	101
480-193831-15	PS15	99	103	96	100
480-193831-16	PS16	99	102	97	100
480-193831-17	PS17	99	101	100	98
480-193831-18	PS18	99	101	96	99
480-193831-19	PS19	101	99	96	96
480-193831-20	PS20	96	98	96	98
480-193831-21	PS21	94	93	95	94
480-193831-22	PS22	100	97	96	94
480-193831-23	PS23	98	102	97	101
LB 480-610619/1-A	Method Blank	103	102	100	100
LB 480-610787/1-A	Method Blank	102	100	99	102

Surrogate Legend

DCA = 1,2-Dichloroethane-d4 (Surr)
BFB = 4-Bromofluorobenzene (Surr)
DBFM = Dibromofluoromethane (Surr)
TOL = Toluene-d8 (Surr)

Surrogate Summary

Client: Brydges Engineering in Environment & Energy DPC
Job ID: 480-193831-1
Project/Site: Pilgrim Village Senior

Method: 8270D - Semivolatile Organic Compounds (GC/MS)

Matrix: Solid **Prep Type: Total/NA**

		Percent Surrogate Recovery (Acceptance Limits)					
		TBP	FBP	2FP	NBZ	PHL	TPHd14
Lab Sample ID	Client Sample ID	(41-120)	(48-120)	(35-120)	(46-120)	(22-120)	(60-148)
LCS 480-610779/2-A	Lab Control Sample	113	95	47	92	34	106
LCS 480-610890/2-A	Lab Control Sample	108	95	44	82	33	105
LCSD 480-610779/3-A	Lab Control Sample Dup	109	96	50	94	36	108
LCSD 480-610890/3-A	Lab Control Sample Dup	109	84	38	70	28	102
MB 480-610779/1-A	Method Blank	80	90	48	86	33	97
MB 480-610890/1-A	Method Blank	87	81	38	69	26	104

Surrogate Legend

TBP = 2,4,6-Tribromophenol (Surr)
FBP = 2-Fluorobiphenyl (Surr)
2FP = 2-Fluorophenol (Surr)
NBZ = Nitrobenzene-d5 (Surr)
PHL = Phenol-d5 (Surr)
TPHd14 = p-Terphenyl-d14 (Surr)

Method: 8270D - Semivolatile Organic Compounds (GC/MS)

Matrix: Solid **Prep Type: TCLP**

		Percent Surrogate Recovery (Acceptance Limits)					
		TBP	FBP	2FP	NBZ	PHL	TPHd14
Lab Sample ID	Client Sample ID	(41-120)	(48-120)	(35-120)	(46-120)	(22-120)	(60-148)
480-193831-1	PS1	87	89	45	83	30	103
480-193831-2	PS2	87	87	47	85	31	102
480-193831-3	PS3	87	91	50	91	32	101
480-193831-4	PS4	97	102	52	99	36	113
480-193831-5	PS5	91	93	49	92	32	100
480-193831-6	PS6	92	94	51	94	34	102
480-193831-7	PS7	82	88	48	86	33	104
480-193831-8	PS8	94	86	47	86	30	112
480-193831-9	PS9	90	91	46	87	30	98
480-193831-10	PS10	80	74	38	72	27	94
480-193831-11	PS11	90	89	44	83	30	102
480-193831-12	PS12	90	90	47	88	30	104
480-193831-13	PS13	103	97	48	83	32	107
480-193831-14	PS14	102	98	49	84	34	104
480-193831-15	PS15	97	92	45	76	31	101
480-193831-16	PS16	101	106	55	90	37	112
480-193831-17	PS17	95	91	46	78	32	102
480-193831-18	PS18	90	80	38	66	26	101
480-193831-19	PS19	90	83	41	69	28	105
480-193831-20	PS20	99	102	51	85	34	106
480-193831-21	PS21	101	95	46	81	33	108
480-193831-22	PS22	93	96	49	83	33	107
480-193831-23	PS23	89	82	41	69	27	103
LB 480-610618/1-F	Method Blank	99	98	52	95	36	106
LB 480-610766/1-D	Method Blank	97	96	48	82	33	100

Surrogate Legend

TBP = 2,4,6-Tribromophenol (Surr)
FBP = 2-Fluorobiphenyl (Surr)
2FP = 2-Fluorophenol (Surr)

Surrogate Summary

Client: Brydges Engineering in Environment & Energy DPC
Job ID: 480-193831-1
Project/Site: Pilgrim Village Senior

NBZ = Nitrobenzene-d5 (Surr)
PHL = Phenol-d5 (Surr)
TPHd14 = p-Terphenyl-d14 (Surr)

Method: 8015D - Gasoline Range Organics (GRO) (GC)

Matrix: Solid **Prep Type: Total/NA**

		Percent Surrogate Recovery (Acceptance Limits)						
Lab Sample ID	Client Sample ID	TFT2 (46-156)						
480-193831-1	PS1	87						
480-193831-2	PS2	87						
480-193831-2 MS	PS2	58						
480-193831-2 MSD	PS2	63						
480-193831-3	PS3	71						
480-193831-4	PS4	70						
480-193831-5	PS5	84						
480-193831-6	PS6	85						
480-193831-7	PS7	94						
480-193831-8	PS8	98						
480-193831-9	PS9	97						
480-193831-10	PS10	93						
480-193831-11	PS11	98						
480-193831-12	PS12	95						
480-193831-13	PS13	78						
480-193831-14	PS14	80						
480-193831-15	PS15	78						
480-193831-16	PS16	93						
480-193831-17	PS17	84						
480-193831-18	PS18	72						
480-193831-19	PS19	96						
480-193831-20	PS20	92						
480-193831-21	PS21	91						
480-193831-21 MS	PS21	87						
480-193831-21 MSD	PS21	74						
480-193831-22	PS22	89						
480-193831-23	PS23	93						
LCS 480-610593/2-A	Lab Control Sample	93						
LCS 480-610683/2-A	Lab Control Sample	98						
MB 480-610593/1-A	Method Blank	98						
MB 480-610683/1-A	Method Blank	107						

Surrogate Legend

TFT = a,a,a-Trifluorotoluene

Method: 8015D - Diesel Range Organics (DRO) (GC)

Matrix: Solid **Prep Type: Total/NA**

		Percent Surrogate Recovery (Acceptance Limits)						
Lab Sample ID	Client Sample ID	OTPH (48-125)						
480-193831-1	PS1	79						
480-193831-2	PS2	72						
480-193831-3	PS3	79						
480-193831-4	PS4	83						
480-193831-5	PS5	76						
480-193831-6	PS6	82						

Method: 8015D - Diesel Range Organics (DRO) (GC) (Continued)

Matrix: Solid **Prep Type: Total/NA**

Lab Sample ID	Client Sample ID	OTPH (48-125)
480-193831-7	PS7	79
480-193831-8	PS8	72
480-193831-9	PS9	76
480-193831-10	PS10	85
480-193831-11	PS11	77
480-193831-12	PS12	84
480-193831-13	PS13	82
480-193831-14	PS14	86
480-193831-15	PS15	82
480-193831-16	PS16	88
480-193831-16 MS	PS16	92
480-193831-16 MSD	PS16	88
480-193831-17	PS17	88
480-193831-18	PS18	84
480-193831-19	PS19	82
480-193831-20	PS20	85
480-193831-21	PS21	88
480-193831-22	PS22	83
480-193831-23	PS23	88
LCS 480-610520/2-A	Lab Control Sample	79
LCS 480-610609/2-A	Lab Control Sample	93
MB 480-610520/1-A	Method Blank	81
MB 480-610609/1-A	Method Blank	84

Percent Surrogate Recovery (Acceptance Limits)

Surrogate Legend

OTPH = o-Terphenyl

Method: 8081B - Organochlorine Pesticides (GC)

Matrix: Solid **Prep Type: Total/NA**

Lab Sample ID	Client Sample ID	DCBP2 (20-120)	TCX2 (44-120)
LCS 480-610727/2-A	Lab Control Sample	62	83
LCS 480-610864/2-A	Lab Control Sample	75	88
LCSD 480-610727/3-A	Lab Control Sample Dup	65	91
LCSD 480-610864/3-A	Lab Control Sample Dup	77	94
MB 480-610727/1-A	Method Blank	58	83
MB 480-610864/1-A	Method Blank	80	91

Percent Surrogate Recovery (Acceptance Limits)

Surrogate Legend

DCBP = DCB Decachlorobiphenyl

TCX = Tetrachloro-m-xylene

Method: 8081B - Organochlorine Pesticides (GC)

Matrix: Solid **Prep Type: TCLP**

Lab Sample ID	Client Sample ID	DCBP2 (20-120)	TCX2 (44-120)
480-193831-1	PS1	81	86
480-193831-2	PS2	84	90

Percent Surrogate Recovery (Acceptance Limits)

Method: 8081B - Organochlorine Pesticides (GC) (Continued)

Matrix: Solid **Prep Type: TCLP**

		Percent Surrogate Recovery (Acceptance Limits)	
Lab Sample ID	Client Sample ID	DCBP2 (20-120)	TCX2 (44-120)
480-193831-3	PS3	85	94
480-193831-4	PS4	85	87
480-193831-5	PS5	71	91
480-193831-6	PS6	87	96
480-193831-7	PS7	81	89
480-193831-8	PS8	89	89
480-193831-9	PS9	80	90
480-193831-10	PS10	74	82
480-193831-11	PS11	71	84
480-193831-12	PS12	89	92
480-193831-13	PS13	84	90
480-193831-14	PS14	90	90
480-193831-15	PS15	93	92
480-193831-16	PS16	92	89
480-193831-17	PS17	82	86
480-193831-18	PS18	70	83
480-193831-19	PS19	73	80
480-193831-20	PS20	83	88
480-193831-21	PS21	77	80
480-193831-22	PS22	78	78
480-193831-23	PS23	77	86
LB 480-610618/1-B	Method Blank	93	92
LB 480-610766/1-B	Method Blank	80	75

Surrogate Legend

DCBP = DCB Decachlorobiphenyl

TCX = Tetrachloro-m-xylene

Method: 8082A - Polychlorinated Biphenyls (PCBs) by Gas Chromatography

Matrix: Solid **Prep Type: Total/NA**

		Percent Surrogate Recovery (Acceptance Limits)	
Lab Sample ID	Client Sample ID	DCBP1 (65-174)	TCX1 (60-154)
480-193831-1	PS1	125	125
480-193831-2	PS2	126	125
480-193831-3	PS3	132	130
480-193831-4	PS4	127	125
480-193831-5	PS5	134	129
480-193831-6	PS6	136	125
LCS 480-610595/2-A	Lab Control Sample	132	134
MB 480-610595/1-A	Method Blank	121	123

Surrogate Legend

DCBP = DCB Decachlorobiphenyl

TCX = Tetrachloro-m-xylene

Surrogate Summary

Client: Brydges Engineering in Environment & Energy DPC
Job ID: 480-193831-1
Project/Site: Pilgrim Village Senior

Method: 8082A - Polychlorinated Biphenyls (PCBs) by Gas Chromatography

Matrix: Solid **Prep Type: Total/NA**

		Percent Surrogate Recovery (Acceptance Limits)	
Lab Sample ID	Client Sample ID	DCBP2 (65-174)	TCX2 (60-154)
480-193831-7	PS7	138	139
480-193831-8	PS8	143	138
480-193831-9	PS9	146	136
480-193831-10	PS10	114	129
480-193831-10 MS	PS10	123	128
480-193831-10 MSD	PS10	133	152
480-193831-11	PS11	140	131
480-193831-12	PS12	139	129
480-193831-13	PS13	145	131
480-193831-14	PS14	142	129
480-193831-15	PS15	149	134
480-193831-15 MS	PS15	173	149
480-193831-15 MSD	PS15	172	152
480-193831-16	PS16	146	124
480-193831-17	PS17	152	136
480-193831-18	PS18	154	132
480-193831-19	PS19	153	135
480-193831-20	PS20	159	135
480-193831-21	PS21	159	135
480-193831-22	PS22	156	136
480-193831-23	PS23	150	130
LCS 480-610623/2-A	Lab Control Sample	137	148
LCS 480-610624/2-A	Lab Control Sample	173	153
MB 480-610623/1-A	Method Blank	131	142
MB 480-610624/1-A	Method Blank	163	143

Surrogate Legend

DCBP = DCB Decachlorobiphenyl
TCX = Tetrachloro-m-xylene

Method: 8151 - TCLP Herbicides

Matrix: Solid **Prep Type: Total/NA**

		Percent Surrogate Recovery (Acceptance Limits)
Lab Sample ID	Client Sample ID	DCPAA1 (48-132)
LCS 480-610729/2-A	Lab Control Sample	69
LCS 480-610943/2-A	Lab Control Sample	74
LCSD 480-610729/3-A	Lab Control Sample Dup	70
LCSD 480-610943/3-A	Lab Control Sample Dup	158 S1+
MB 480-610729/1-A	Method Blank	75
MB 480-610943/1-A	Method Blank	83

Surrogate Legend

DCPAA = 2,4-Dichlorophenylacetic acid

Surrogate Summary

Client: Brydges Engineering in Environment & Energy DPC
Job ID: 480-193831-1
Project/Site: Pilgrim Village Senior

Method: 8151 - TCLP Herbicides

Matrix: Solid **Prep Type: TCLP**

		Percent Surrogate Recovery (Acceptance Limits)						
Lab Sample ID	**Client Sample ID**	**DCPAA1 (48-132)**						
480-193831-1	PS1	30 S1-						
480-193831-2	PS2	27 S1-						
480-193831-3	PS3	19 S1-						
480-193831-4	PS4	18 S1-						
480-193831-5	PS5	15 S1-						
480-193831-6	PS6	23 S1-						
480-193831-7	PS7	18 S1-						
480-193831-8	PS8	35 S1-						
480-193831-9	PS9	25 S1-						
480-193831-10	PS10	22 S1-						
480-193831-11	PS11	18 S1-						
480-193831-12	PS12	34 S1-						
480-193831-13	PS13	10 S1-						
480-193831-14	PS14	12 S1-						
480-193831-15	PS15	9 S1-						
480-193831-16	PS16	12 S1-						
480-193831-17	PS17	17 S1-						
480-193831-18	PS18	11 S1-						
480-193831-19	PS19	9 S1-						
480-193831-20	PS20	13 S1-						
480-193831-21	PS21	12 S1-						
480-193831-22	PS22	14 S1-						
480-193831-23	PS23	10 S1-						
LB 480-610618/1-C	Method Blank	21 S1-						
LB 480-610766/1-F	Method Blank	10 S1-						

Surrogate Legend

DCPAA = 2,4-Dichlorophenylacetic acid

Method: 8260C - TCLP Volatiles

Lab Sample ID: MB 480-610775/8
Matrix: Solid
Analysis Batch: 610775

Client Sample ID: Method Blank
Prep Type: Total/NA

Analyte	MB Result	MB Qualifier	RL	MDL	Unit	D	Prepared	Analyzed	Dil Fac
1,1-Dichloroethene	0.0010	U	0.0010	0.00029	mg/L			01/04/22 17:53	1
1,2-Dichloroethane	0.0010	U	0.0010	0.00021	mg/L			01/04/22 17:53	1
2-Butanone (MEK)	0.0050	U	0.0050	0.0013	mg/L			01/04/22 17:53	1
Benzene	0.0010	U	0.0010	0.00041	mg/L			01/04/22 17:53	1
Carbon tetrachloride	0.0010	U	0.0010	0.00027	mg/L			01/04/22 17:53	1
Chlorobenzene	0.0010	U	0.0010	0.00075	mg/L			01/04/22 17:53	1
Chloroform	0.0010	U	0.0010	0.00034	mg/L			01/04/22 17:53	1
Tetrachloroethene	0.0010	U	0.0010	0.00036	mg/L			01/04/22 17:53	1
Trichloroethene	0.0010	U	0.0010	0.00046	mg/L			01/04/22 17:53	1
Vinyl chloride	0.0010	U	0.0010	0.00090	mg/L			01/04/22 17:53	1

Surrogate	*MB %Recovery*	*MB Qualifier*	*Limits*	*Prepared*	*Analyzed*	*Dil Fac*
1,2-Dichloroethane-d4 (Surr)	*109*		*77 - 120*		*01/04/22 17:53*	*1*
4-Bromofluorobenzene (Surr)	*104*		*73 - 120*		*01/04/22 17:53*	*1*
Dibromofluoromethane (Surr)	*103*		*75 - 123*		*01/04/22 17:53*	*1*
Toluene-d8 (Surr)	*103*		*80 - 120*		*01/04/22 17:53*	*1*

Lab Sample ID: LCS 480-610775/6
Matrix: Solid
Analysis Batch: 610775

Client Sample ID: Lab Control Sample
Prep Type: Total/NA

Analyte	Spike Added	LCS Result	LCS Qualifier	Unit	D	%Rec	%Rec. Limits
1,1-Dichloroethene	0.0250	0.0223		mg/L		89	66 - 127
1,2-Dichloroethane	0.0250	0.0262		mg/L		105	75 - 120
2-Butanone (MEK)	0.125	0.138		mg/L		110	57 - 140
Benzene	0.0250	0.0269		mg/L		108	71 - 124
Carbon tetrachloride	0.0250	0.0253		mg/L		101	72 - 134
Chlorobenzene	0.0250	0.0269		mg/L		108	80 - 120
Chloroform	0.0250	0.0255		mg/L		102	73 - 127
Tetrachloroethene	0.0250	0.0277		mg/L		111	74 - 122
Trichloroethene	0.0250	0.0271		mg/L		108	74 - 123
Vinyl chloride	0.0250	0.0258		mg/L		103	65 - 133

Surrogate	*LCS %Recovery*	*LCS Qualifier*	*Limits*
1,2-Dichloroethane-d4 (Surr)	*101*		*77 - 120*
4-Bromofluorobenzene (Surr)	*105*		*73 - 120*
Dibromofluoromethane (Surr)	*99*		*75 - 123*
Toluene-d8 (Surr)	*102*		*80 - 120*

Lab Sample ID: LCSD 480-610775/27
Matrix: Solid
Analysis Batch: 610775

Client Sample ID: Lab Control Sample Dup
Prep Type: Total/NA

Analyte	Spike Added	LCSD Result	LCSD Qualifier	Unit	D	%Rec	%Rec. Limits	RPD	RPD Limit
1,1-Dichloroethene	0.0250	0.0243		mg/L		97	66 - 127	8	16
1,2-Dichloroethane	0.0250	0.0277		mg/L		111	75 - 120	6	20
2-Butanone (MEK)	0.125	0.143		mg/L		114	57 - 140	3	20
Benzene	0.0250	0.0279		mg/L		112	71 - 124	4	13

Method: 8260C - TCLP Volatiles (Continued)

Lab Sample ID: LCSD 480-610775/27
Matrix: Solid
Analysis Batch: 610775

Client Sample ID: Lab Control Sample Dup
Prep Type: Total/NA

Analyte	Spike Added	LCSD Result	LCSD Qualifier	Unit	D	%Rec	%Rec. Limits	RPD	RPD Limit
Carbon tetrachloride	0.0250	0.0265		mg/L		106	72 - 134	4	15
Chlorobenzene	0.0250	0.0268		mg/L		107	80 - 120	1	25
Chloroform	0.0250	0.0270		mg/L		108	73 - 127	5	20
Tetrachloroethene	0.0250	0.0275		mg/L		110	74 - 122	1	20
Trichloroethene	0.0250	0.0288		mg/L		115	74 - 123	6	16
Vinyl chloride	0.0250	0.0279		mg/L		112	65 - 133	8	15

Surrogate	*LCSD %Recovery*	*LCSD Qualifier*	*Limits*
1,2-Dichloroethane-d4 (Surr)	*106*		*77 - 120*
4-Bromofluorobenzene (Surr)	*104*		*73 - 120*
Dibromofluoromethane (Surr)	*102*		*75 - 123*
Toluene-d8 (Surr)	*100*		*80 - 120*

Lab Sample ID: MB 480-610929/8
Matrix: Solid
Analysis Batch: 610929

Client Sample ID: Method Blank
Prep Type: Total/NA

Analyte	MB Result	MB Qualifier	RL	MDL	Unit	D	Prepared	Analyzed	Dil Fac
1,1-Dichloroethene	0.0010	U	0.0010	0.00029	mg/L			01/06/22 11:02	1
1,2-Dichloroethane	0.0010	U	0.0010	0.00021	mg/L			01/06/22 11:02	1
2-Butanone (MEK)	0.0050	U	0.0050	0.0013	mg/L			01/06/22 11:02	1
Benzene	0.0010	U	0.0010	0.00041	mg/L			01/06/22 11:02	1
Carbon tetrachloride	0.0010	U	0.0010	0.00027	mg/L			01/06/22 11:02	1
Chlorobenzene	0.0010	U	0.0010	0.00075	mg/L			01/06/22 11:02	1
Chloroform	0.0010	U	0.0010	0.00034	mg/L			01/06/22 11:02	1
Tetrachloroethene	0.0010	U	0.0010	0.00036	mg/L			01/06/22 11:02	1
Trichloroethene	0.0010	U	0.0010	0.00046	mg/L			01/06/22 11:02	1
Vinyl chloride	0.0010	U	0.0010	0.00090	mg/L			01/06/22 11:02	1

Surrogate	*MB %Recovery*	*MB Qualifier*	*Limits*	*Prepared*	*Analyzed*	*Dil Fac*
1,2-Dichloroethane-d4 (Surr)	*103*		*77 - 120*		*01/06/22 11:02*	*1*
4-Bromofluorobenzene (Surr)	*103*		*73 - 120*		*01/06/22 11:02*	*1*
Dibromofluoromethane (Surr)	*102*		*75 - 123*		*01/06/22 11:02*	*1*
Toluene-d8 (Surr)	*98*		*80 - 120*		*01/06/22 11:02*	*1*

Lab Sample ID: LCS 480-610929/6
Matrix: Solid
Analysis Batch: 610929

Client Sample ID: Lab Control Sample
Prep Type: Total/NA

Analyte	Spike Added	LCS Result	LCS Qualifier	Unit	D	%Rec	%Rec. Limits
1,1-Dichloroethene	0.0250	0.0266		mg/L		106	66 - 127
1,2-Dichloroethane	0.0250	0.0239		mg/L		95	75 - 120
2-Butanone (MEK)	0.125	0.116		mg/L		92	57 - 140
Benzene	0.0250	0.0249		mg/L		100	71 - 124
Carbon tetrachloride	0.0250	0.0277		mg/L		111	72 - 134
Chlorobenzene	0.0250	0.0249		mg/L		100	80 - 120
Chloroform	0.0250	0.0246		mg/L		98	73 - 127
Tetrachloroethene	0.0250	0.0267		mg/L		107	74 - 122

Method: 8260C - TCLP Volatiles (Continued)

Lab Sample ID: LCS 480-610929/6
Matrix: Solid
Analysis Batch: 610929

Client Sample ID: Lab Control Sample
Prep Type: Total/NA

Analyte	Spike Added	LCS Result	LCS Qualifier	Unit	D	%Rec	%Rec. Limits
Trichloroethene	0.0250	0.0260		mg/L		104	74 - 123
Vinyl chloride	0.0250	0.0232		mg/L		93	65 - 133

Surrogate	*LCS %Recovery*	*LCS Qualifier*	*Limits*
1,2-Dichloroethane-d4 (Surr)	*99*		*77 - 120*
4-Bromofluorobenzene (Surr)	*101*		*73 - 120*
Dibromofluoromethane (Surr)	*100*		*75 - 123*
Toluene-d8 (Surr)	*101*		*80 - 120*

Lab Sample ID: LB 480-610619/1-A
Matrix: Solid
Analysis Batch: 610775

Client Sample ID: Method Blank
Prep Type: TCLP

Analyte	LB Result	LB Qualifier	RL	MDL	Unit	D	Prepared	Analyzed	Dil Fac
1,1-Dichloroethene	0.010	U	0.010	0.0029	mg/L			01/04/22 18:16	10
1,2-Dichloroethane	0.010	U	0.010	0.0021	mg/L			01/04/22 18:16	10
2-Butanone (MEK)	0.050	U	0.050	0.013	mg/L			01/04/22 18:16	10
Benzene	0.010	U	0.010	0.0041	mg/L			01/04/22 18:16	10
Carbon tetrachloride	0.010	U	0.010	0.0027	mg/L			01/04/22 18:16	10
Chlorobenzene	0.010	U	0.010	0.0075	mg/L			01/04/22 18:16	10
Chloroform	0.010	U	0.010	0.0034	mg/L			01/04/22 18:16	10
Tetrachloroethene	0.010	U	0.010	0.0036	mg/L			01/04/22 18:16	10
Trichloroethene	0.010	U	0.010	0.0046	mg/L			01/04/22 18:16	10
Vinyl chloride	0.010	U	0.010	0.0090	mg/L			01/04/22 18:16	10

Surrogate	*LB %Recovery*	*LB Qualifier*	*Limits*	*Prepared*	*Analyzed*	*Dil Fac*
1,2-Dichloroethane-d4 (Surr)	*103*		*77 - 120*		*01/04/22 18:16*	*10*
4-Bromofluorobenzene (Surr)	*102*		*73 - 120*		*01/04/22 18:16*	*10*
Dibromofluoromethane (Surr)	*100*		*75 - 123*		*01/04/22 18:16*	*10*
Toluene-d8 (Surr)	*100*		*80 - 120*		*01/04/22 18:16*	*10*

Lab Sample ID: LB 480-610787/1-A
Matrix: Solid
Analysis Batch: 610929

Client Sample ID: Method Blank
Prep Type: TCLP

Analyte	LB Result	LB Qualifier	RL	MDL	Unit	D	Prepared	Analyzed	Dil Fac
1,1-Dichloroethene	0.010	U	0.010	0.0029	mg/L			01/06/22 12:12	10
1,2-Dichloroethane	0.010	U	0.010	0.0021	mg/L			01/06/22 12:12	10
2-Butanone (MEK)	0.050	U	0.050	0.013	mg/L			01/06/22 12:12	10
Benzene	0.010	U	0.010	0.0041	mg/L			01/06/22 12:12	10
Carbon tetrachloride	0.010	U	0.010	0.0027	mg/L			01/06/22 12:12	10
Chlorobenzene	0.010	U	0.010	0.0075	mg/L			01/06/22 12:12	10
Chloroform	0.010	U	0.010	0.0034	mg/L			01/06/22 12:12	10
Tetrachloroethene	0.010	U	0.010	0.0036	mg/L			01/06/22 12:12	10
Trichloroethene	0.010	U	0.010	0.0046	mg/L			01/06/22 12:12	10
Vinyl chloride	0.010	U	0.010	0.0090	mg/L			01/06/22 12:12	10

Method: 8260C - TCLP Volatiles (Continued)

Lab Sample ID: LB 480-610787/1-A
Matrix: Solid
Analysis Batch: 610929

Client Sample ID: Method Blank
Prep Type: TCLP

Surrogate	LB %Recovery	LB Qualifier	Limits	Prepared	Analyzed	Dil Fac
1,2-Dichloroethane-d4 (Surr)	102		77 - 120		01/06/22 12:12	10
4-Bromofluorobenzene (Surr)	100		73 - 120		01/06/22 12:12	10
Dibromofluoromethane (Surr)	99		75 - 123		01/06/22 12:12	10
Toluene-d8 (Surr)	102		80 - 120		01/06/22 12:12	10

Method: 8270D - Semivolatile Organic Compounds (GC/MS)

Lab Sample ID: MB 480-610779/1-A
Matrix: Solid
Analysis Batch: 610856

Client Sample ID: Method Blank
Prep Type: Total/NA
Prep Batch: 610779

Analyte	MB Result	MB Qualifier	RL	MDL	Unit	D	Prepared	Analyzed	Dil Fac
1,4-Dichlorobenzene	0.010	U	0.010	0.00045	mg/L		01/04/22 15:38	01/05/22 15:38	1
2,4,5-Trichlorophenol	0.0050	U	0.0050	0.00048	mg/L		01/04/22 15:38	01/05/22 15:38	1
2,4,6-Trichlorophenol	0.0050	U	0.0050	0.00060	mg/L		01/04/22 15:38	01/05/22 15:38	1
2,4-Dinitrotoluene	0.0050	U	0.0050	0.00043	mg/L		01/04/22 15:38	01/05/22 15:38	1
2-Methylphenol	0.0050	U	0.0050	0.00040	mg/L		01/04/22 15:38	01/05/22 15:38	1
3-Methylphenol	0.010	U	0.010	0.00040	mg/L		01/04/22 15:38	01/05/22 15:38	1
4-Methylphenol	0.010	U	0.010	0.00035	mg/L		01/04/22 15:38	01/05/22 15:38	1
Hexachlorobenzene	0.0050	U	0.0050	0.00050	mg/L		01/04/22 15:38	01/05/22 15:38	1
Hexachlorobutadiene	0.0050	U	0.0050	0.00068	mg/L		01/04/22 15:38	01/05/22 15:38	1
Hexachloroethane	0.0050	U	0.0050	0.00058	mg/L		01/04/22 15:38	01/05/22 15:38	1
Nitrobenzene	0.0050	U	0.0050	0.00028	mg/L		01/04/22 15:38	01/05/22 15:38	1
Pentachlorophenol	0.010	U	0.010	0.0022	mg/L		01/04/22 15:38	01/05/22 15:38	1
Pyridine	0.025	U	0.025	0.00040	mg/L		01/04/22 15:38	01/05/22 15:38	1

Surrogate	MB %Recovery	MB Qualifier	Limits	Prepared	Analyzed	Dil Fac
2,4,6-Tribromophenol (Surr)	80		41 - 120	01/04/22 15:38	01/05/22 15:38	1
2-Fluorobiphenyl (Surr)	90		48 - 120	01/04/22 15:38	01/05/22 15:38	1
2-Fluorophenol (Surr)	48		35 - 120	01/04/22 15:38	01/05/22 15:38	1
Nitrobenzene-d5 (Surr)	86		46 - 120	01/04/22 15:38	01/05/22 15:38	1
Phenol-d5 (Surr)	33		22 - 120	01/04/22 15:38	01/05/22 15:38	1
p-Terphenyl-d14 (Surr)	97		60 - 148	01/04/22 15:38	01/05/22 15:38	1

Lab Sample ID: LCS 480-610779/2-A
Matrix: Solid
Analysis Batch: 610856

Client Sample ID: Lab Control Sample
Prep Type: Total/NA
Prep Batch: 610779

Analyte	Spike Added	LCS Result	LCS Qualifier	Unit	D	%Rec	%Rec. Limits
1,4-Dichlorobenzene	0.0500	0.0389		mg/L		78	51 - 120
2,4,5-Trichlorophenol	0.0500	0.0540		mg/L		108	65 - 126
2,4,6-Trichlorophenol	0.0500	0.0516		mg/L		103	64 - 120
2,4-Dinitrotoluene	0.0500	0.0556		mg/L		111	69 - 120
2-Methylphenol	0.0500	0.0396		mg/L		79	39 - 120
3-Methylphenol	0.0500	0.0373		mg/L		75	39 - 120
4-Methylphenol	0.0500	0.0373		mg/L		75	29 - 131
Hexachlorobenzene	0.0500	0.0535		mg/L		107	61 - 120
Hexachlorobutadiene	0.0500	0.0436		mg/L		87	35 - 120

Method: 8270D - Semivolatile Organic Compounds (GC/MS) (Continued)

Lab Sample ID: LCS 480-610779/2-A
Matrix: Solid
Analysis Batch: 610856

Client Sample ID: Lab Control Sample
Prep Type: Total/NA
Prep Batch: 610779

Analyte	Spike Added	LCS Result	LCS Qualifier	Unit	D	%Rec	%Rec. Limits
Hexachloroethane	0.0500	0.0381		mg/L		76	43 - 120
Nitrobenzene	0.0500	0.0477		mg/L		95	53 - 123
Pentachlorophenol	0.100	0.123		mg/L		123	29 - 136
Pyridine	0.100	0.0382		mg/L		38	10 - 120

Surrogate	*LCS %Recovery*	*LCS Qualifier*	*Limits*
2,4,6-Tribromophenol (Surr)	*113*		*41 - 120*
2-Fluorobiphenyl (Surr)	*95*		*48 - 120*
2-Fluorophenol (Surr)	*47*		*35 - 120*
Nitrobenzene-d5 (Surr)	*92*		*46 - 120*
Phenol-d5 (Surr)	*34*		*22 - 120*
p-Terphenyl-d14 (Surr)	*106*		*60 - 148*

Lab Sample ID: LCSD 480-610779/3-A
Matrix: Solid
Analysis Batch: 610856

Client Sample ID: Lab Control Sample Dup
Prep Type: Total/NA
Prep Batch: 610779

Analyte	Spike Added	LCSD Result	LCSD Qualifier	Unit	D	%Rec	%Rec. Limits	RPD	RPD Limit
1,4-Dichlorobenzene	0.0500	0.0384		mg/L		77	51 - 120	1	36
2,4,5-Trichlorophenol	0.0500	0.0539		mg/L		108	65 - 126	0	18
2,4,6-Trichlorophenol	0.0500	0.0526		mg/L		105	64 - 120	2	19
2,4-Dinitrotoluene	0.0500	0.0570		mg/L		114	69 - 120	3	20
2-Methylphenol	0.0500	0.0406		mg/L		81	39 - 120	2	27
3-Methylphenol	0.0500	0.0373		mg/L		75	39 - 120	0	30
4-Methylphenol	0.0500	0.0373		mg/L		75	29 - 131	0	24
Hexachlorobenzene	0.0500	0.0525		mg/L		105	61 - 120	2	15
Hexachlorobutadiene	0.0500	0.0434		mg/L		87	35 - 120	1	44
Hexachloroethane	0.0500	0.0405		mg/L		81	43 - 120	6	46
Nitrobenzene	0.0500	0.0471		mg/L		94	53 - 123	1	24
Pentachlorophenol	0.100	0.126		mg/L		126	29 - 136	3	37
Pyridine	0.100	0.0341		mg/L		34	10 - 120	11	49

Surrogate	*LCSD %Recovery*	*LCSD Qualifier*	*Limits*
2,4,6-Tribromophenol (Surr)	*109*		*41 - 120*
2-Fluorobiphenyl (Surr)	*96*		*48 - 120*
2-Fluorophenol (Surr)	*50*		*35 - 120*
Nitrobenzene-d5 (Surr)	*94*		*46 - 120*
Phenol-d5 (Surr)	*36*		*22 - 120*
p-Terphenyl-d14 (Surr)	*108*		*60 - 148*

Lab Sample ID: MB 480-610890/1-A
Matrix: Solid
Analysis Batch: 610941

Client Sample ID: Method Blank
Prep Type: Total/NA
Prep Batch: 610890

Analyte	MB Result	MB Qualifier	RL	MDL	Unit	D	Prepared	Analyzed	Dil Fac
1,4-Dichlorobenzene	0.010	U	0.010	0.00045	mg/L		01/05/22 14:39	01/06/22 12:59	1
2,4,5-Trichlorophenol	0.0050	U	0.0050	0.00048	mg/L		01/05/22 14:39	01/06/22 12:59	1
2,4,6-Trichlorophenol	0.0050	U	0.0050	0.00060	mg/L		01/05/22 14:39	01/06/22 12:59	1

Method: 8270D - Semivolatile Organic Compounds (GC/MS) (Continued)

Lab Sample ID: MB 480-610890/1-A
Matrix: Solid
Analysis Batch: 610941

Client Sample ID: Method Blank
Prep Type: Total/NA
Prep Batch: 610890

Analyte	MB Result	MB Qualifier	RL	MDL	Unit	D	Prepared	Analyzed	Dil Fac
2,4-Dinitrotoluene	0.0050	U	0.0050	0.00043	mg/L		01/05/22 14:39	01/06/22 12:59	1
2-Methylphenol	0.0050	U	0.0050	0.00040	mg/L		01/05/22 14:39	01/06/22 12:59	1
3-Methylphenol	0.010	U	0.010	0.00040	mg/L		01/05/22 14:39	01/06/22 12:59	1
4-Methylphenol	0.010	U	0.010	0.00035	mg/L		01/05/22 14:39	01/06/22 12:59	1
Hexachlorobenzene	0.0050	U	0.0050	0.00050	mg/L		01/05/22 14:39	01/06/22 12:59	1
Hexachlorobutadiene	0.0050	U	0.0050	0.00068	mg/L		01/05/22 14:39	01/06/22 12:59	1
Hexachloroethane	0.0050	U	0.0050	0.00058	mg/L		01/05/22 14:39	01/06/22 12:59	1
Nitrobenzene	0.0050	U	0.0050	0.00028	mg/L		01/05/22 14:39	01/06/22 12:59	1
Pentachlorophenol	0.010	U	0.010	0.0022	mg/L		01/05/22 14:39	01/06/22 12:59	1
Pyridine	0.025	U	0.025	0.00040	mg/L		01/05/22 14:39	01/06/22 12:59	1

Surrogate	*MB %Recovery*	*MB Qualifier*	*Limits*	*Prepared*	*Analyzed*	*Dil Fac*
2,4,6-Tribromophenol (Surr)	*87*		*41 - 120*	*01/05/22 14:39*	*01/06/22 12:59*	*1*
2-Fluorobiphenyl (Surr)	*81*		*48 - 120*	*01/05/22 14:39*	*01/06/22 12:59*	*1*
2-Fluorophenol (Surr)	*38*		*35 - 120*	*01/05/22 14:39*	*01/06/22 12:59*	*1*
Nitrobenzene-d5 (Surr)	*69*		*46 - 120*	*01/05/22 14:39*	*01/06/22 12:59*	*1*
Phenol-d5 (Surr)	*26*		*22 - 120*	*01/05/22 14:39*	*01/06/22 12:59*	*1*
p-Terphenyl-d14 (Surr)	*104*		*60 - 148*	*01/05/22 14:39*	*01/06/22 12:59*	*1*

Lab Sample ID: LCS 480-610890/2-A
Matrix: Solid
Analysis Batch: 610941

Client Sample ID: Lab Control Sample
Prep Type: Total/NA
Prep Batch: 610890

Analyte	Spike Added	LCS Result	LCS Qualifier	Unit	D	%Rec	%Rec. Limits
1,4-Dichlorobenzene	0.0500	0.0398		mg/L		80	51 - 120
2,4,5-Trichlorophenol	0.0500	0.0497		mg/L		99	65 - 126
2,4,6-Trichlorophenol	0.0500	0.0506		mg/L		101	64 - 120
2,4-Dinitrotoluene	0.0500	0.0545		mg/L		109	69 - 120
2-Methylphenol	0.0500	0.0392		mg/L		78	39 - 120
3-Methylphenol	0.0500	0.0372		mg/L		74	39 - 120
4-Methylphenol	0.0500	0.0372		mg/L		74	29 - 131
Hexachlorobenzene	0.0500	0.0522		mg/L		104	61 - 120
Hexachlorobutadiene	0.0500	0.0446		mg/L		89	35 - 120
Hexachloroethane	0.0500	0.0366		mg/L		73	43 - 120
Nitrobenzene	0.0500	0.0417		mg/L		83	53 - 123
Pentachlorophenol	0.100	0.107		mg/L		107	29 - 136
Pyridine	0.100	0.0316		mg/L		32	10 - 120

Surrogate	*LCS %Recovery*	*LCS Qualifier*	*Limits*
2,4,6-Tribromophenol (Surr)	*108*		*41 - 120*
2-Fluorobiphenyl (Surr)	*95*		*48 - 120*
2-Fluorophenol (Surr)	*44*		*35 - 120*
Nitrobenzene-d5 (Surr)	*82*		*46 - 120*
Phenol-d5 (Surr)	*33*		*22 - 120*
p-Terphenyl-d14 (Surr)	*105*		*60 - 148*

Method: 8270D - Semivolatile Organic Compounds (GC/MS) (Continued)

Lab Sample ID: LCSD 480-610890/3-A
Matrix: Solid
Analysis Batch: 610941

Client Sample ID: Lab Control Sample Dup
Prep Type: Total/NA
Prep Batch: 610890

Analyte	Spike Added	LCSD Result	LCSD Qualifier	Unit	D	%Rec	%Rec. Limits	RPD	RPD Limit
1,4-Dichlorobenzene	0.0500	0.0333		mg/L		67	51 - 120	18	36
2,4,5-Trichlorophenol	0.0500	0.0488		mg/L		98	65 - 126	2	18
2,4,6-Trichlorophenol	0.0500	0.0464		mg/L		93	64 - 120	9	19
2,4-Dinitrotoluene	0.0500	0.0545		mg/L		109	69 - 120	0	20
2-Methylphenol	0.0500	0.0330		mg/L		66	39 - 120	17	27
3-Methylphenol	0.0500	0.0312		mg/L		62	39 - 120	18	30
4-Methylphenol	0.0500	0.0312		mg/L		62	29 - 131	18	24
Hexachlorobenzene	0.0500	0.0509		mg/L		102	61 - 120	3	15
Hexachlorobutadiene	0.0500	0.0373		mg/L		75	35 - 120	18	44
Hexachloroethane	0.0500	0.0318		mg/L		64	43 - 120	14	46
Nitrobenzene	0.0500	0.0357		mg/L		71	53 - 123	16	24
Pentachlorophenol	0.100	0.111		mg/L		111	29 - 136	3	37
Pyridine	0.100	0.0404		mg/L		40	10 - 120	24	49

Surrogate	*LCSD %Recovery*	*LCSD Qualifier*	*Limits*
2,4,6-Tribromophenol (Surr)	*109*		*41 - 120*
2-Fluorobiphenyl (Surr)	*84*		*48 - 120*
2-Fluorophenol (Surr)	*38*		*35 - 120*
Nitrobenzene-d5 (Surr)	*70*		*46 - 120*
Phenol-d5 (Surr)	*28*		*22 - 120*
p-Terphenyl-d14 (Surr)	*102*		*60 - 148*

Lab Sample ID: LB 480-610618/1-F
Matrix: Solid
Analysis Batch: 610856

Client Sample ID: Method Blank
Prep Type: TCLP
Prep Batch: 610779

Analyte	LB Result	LB Qualifier	RL	MDL	Unit	D	Prepared	Analyzed	Dil Fac
1,4-Dichlorobenzene	0.040	U	0.040	0.0018	mg/L		01/04/22 15:38	01/05/22 16:50	1
2,4,5-Trichlorophenol	0.020	U	0.020	0.0019	mg/L		01/04/22 15:38	01/05/22 16:50	1
2,4,6-Trichlorophenol	0.020	U	0.020	0.0024	mg/L		01/04/22 15:38	01/05/22 16:50	1
2,4-Dinitrotoluene	0.020	U	0.020	0.0017	mg/L		01/04/22 15:38	01/05/22 16:50	1
2-Methylphenol	0.020	U	0.020	0.0016	mg/L		01/04/22 15:38	01/05/22 16:50	1
3-Methylphenol	0.040	U	0.040	0.0016	mg/L		01/04/22 15:38	01/05/22 16:50	1
4-Methylphenol	0.040	U	0.040	0.0014	mg/L		01/04/22 15:38	01/05/22 16:50	1
Hexachlorobenzene	0.020	U	0.020	0.0020	mg/L		01/04/22 15:38	01/05/22 16:50	1
Hexachlorobutadiene	0.020	U	0.020	0.0027	mg/L		01/04/22 15:38	01/05/22 16:50	1
Hexachloroethane	0.020	U	0.020	0.0023	mg/L		01/04/22 15:38	01/05/22 16:50	1
Nitrobenzene	0.020	U	0.020	0.0011	mg/L		01/04/22 15:38	01/05/22 16:50	1
Pentachlorophenol	0.040	U	0.040	0.0088	mg/L		01/04/22 15:38	01/05/22 16:50	1
Pyridine	0.10	U	0.10	0.0016	mg/L		01/04/22 15:38	01/05/22 16:50	1

Surrogate	*LB %Recovery*	*LB Qualifier*	*Limits*	*Prepared*	*Analyzed*	*Dil Fac*
2,4,6-Tribromophenol (Surr)	*99*		*41 - 120*	*01/04/22 15:38*	*01/05/22 16:50*	*1*
2-Fluorobiphenyl (Surr)	*98*		*48 - 120*	*01/04/22 15:38*	*01/05/22 16:50*	*1*
2-Fluorophenol (Surr)	*52*		*35 - 120*	*01/04/22 15:38*	*01/05/22 16:50*	*1*
Nitrobenzene-d5 (Surr)	*95*		*46 - 120*	*01/04/22 15:38*	*01/05/22 16:50*	*1*
Phenol-d5 (Surr)	*36*		*22 - 120*	*01/04/22 15:38*	*01/05/22 16:50*	*1*
p-Terphenyl-d14 (Surr)	*106*		*60 - 148*	*01/04/22 15:38*	*01/05/22 16:50*	*1*

Method: 8270D - Semivolatile Organic Compounds (GC/MS)

Lab Sample ID: LB 480-610766/1-D
Matrix: Solid
Analysis Batch: 610941

Client Sample ID: Method Blank
Prep Type: TCLP
Prep Batch: 610890

Analyte	LB Result	LB Qualifier	RL	MDL	Unit	D	Prepared	Analyzed	Dil Fac
1,4-Dichlorobenzene	0.040	U	0.040	0.0018	mg/L		01/05/22 14:39	01/06/22 14:12	1
2,4,5-Trichlorophenol	0.020	U	0.020	0.0019	mg/L		01/05/22 14:39	01/06/22 14:12	1
2,4,6-Trichlorophenol	0.020	U	0.020	0.0024	mg/L		01/05/22 14:39	01/06/22 14:12	1
2,4-Dinitrotoluene	0.020	U	0.020	0.0017	mg/L		01/05/22 14:39	01/06/22 14:12	1
2-Methylphenol	0.020	U	0.020	0.0016	mg/L		01/05/22 14:39	01/06/22 14:12	1
3-Methylphenol	0.040	U	0.040	0.0016	mg/L		01/05/22 14:39	01/06/22 14:12	1
4-Methylphenol	0.040	U	0.040	0.0014	mg/L		01/05/22 14:39	01/06/22 14:12	1
Hexachlorobenzene	0.020	U	0.020	0.0020	mg/L		01/05/22 14:39	01/06/22 14:12	1
Hexachlorobutadiene	0.020	U	0.020	0.0027	mg/L		01/05/22 14:39	01/06/22 14:12	1
Hexachloroethane	0.020	U	0.020	0.0023	mg/L		01/05/22 14:39	01/06/22 14:12	1
Nitrobenzene	0.020	U	0.020	0.0011	mg/L		01/05/22 14:39	01/06/22 14:12	1
Pentachlorophenol	0.040	U	0.040	0.0088	mg/L		01/05/22 14:39	01/06/22 14:12	1
Pyridine	0.10	U	0.10	0.0016	mg/L		01/05/22 14:39	01/06/22 14:12	1

Surrogate	*LB %Recovery*	*LB Qualifier*	*Limits*	*Prepared*	*Analyzed*	*Dil Fac*
2,4,6-Tribromophenol (Surr)	*97*		*41 - 120*	*01/05/22 14:39*	*01/06/22 14:12*	*1*
2-Fluorobiphenyl (Surr)	*96*		*48 - 120*	*01/05/22 14:39*	*01/06/22 14:12*	*1*
2-Fluorophenol (Surr)	*48*		*35 - 120*	*01/05/22 14:39*	*01/06/22 14:12*	*1*
Nitrobenzene-d5 (Surr)	*82*		*46 - 120*	*01/05/22 14:39*	*01/06/22 14:12*	*1*
Phenol-d5 (Surr)	*33*		*22 - 120*	*01/05/22 14:39*	*01/06/22 14:12*	*1*
p-Terphenyl-d14 (Surr)	*100*		*60 - 148*	*01/05/22 14:39*	*01/06/22 14:12*	*1*

Method: 8015D - Gasoline Range Organics (GRO) (GC)

Lab Sample ID: MB 480-610593/1-A
Matrix: Solid
Analysis Batch: 610597

Client Sample ID: Method Blank
Prep Type: Total/NA
Prep Batch: 610593

Analyte	MB Result	MB Qualifier	RL	MDL	Unit	D	Prepared	Analyzed	Dil Fac
Gasoline Range Organics [C6 - C10]	1.1	U	1.1	0.30	mg/Kg		01/03/22 07:07	01/03/22 08:30	1

Surrogate	*MB %Recovery*	*MB Qualifier*	*Limits*	*Prepared*	*Analyzed*	*Dil Fac*
a,a,a-Trifluorotoluene	*98*		*46 - 156*	*01/03/22 07:07*	*01/03/22 08:30*	*1*

Lab Sample ID: LCS 480-610593/2-A
Matrix: Solid
Analysis Batch: 610597

Client Sample ID: Lab Control Sample
Prep Type: Total/NA
Prep Batch: 610593

Analyte			Spike Added	LCS Result	LCS Qualifier	Unit	D	%Rec	%Rec. Limits		
Gasoline Range Organics [C6 - C10]			9.75	10.9		mg/Kg		111	64 - 129		

Surrogate	*LCS %Recovery*	*LCS Qualifier*	*Limits*
a,a,a-Trifluorotoluene	*93*		*46 - 156*

Method: 8015D - Gasoline Range Organics (GRO) (GC) (Continued)

Lab Sample ID: 480-193831-2 MS
Matrix: Solid
Analysis Batch: 610597

Client Sample ID: PS2
Prep Type: Total/NA
Prep Batch: 610593

Analyte	Sample Result	Sample Qualifier	Spike Added	MS Result	MS Qualifier	Unit	D	%Rec	%Rec. Limits
Gasoline Range Organics [C6 - C10]	1.4	U	11.1	7.16		mg/Kg	☼	65	41 - 142

Surrogate	*MS %Recovery*	*MS Qualifier*	*Limits*
a,a,a-Trifluorotoluene	*58*		*46 - 156*

Lab Sample ID: 480-193831-2 MSD
Matrix: Solid
Analysis Batch: 610597

Client Sample ID: PS2
Prep Type: Total/NA
Prep Batch: 610593

Analyte	Sample Result	Sample Qualifier	Spike Added	MSD Result	MSD Qualifier	Unit	D	%Rec	%Rec. Limits	RPD	RPD Limit
Gasoline Range Organics [C6 - C10]	1.4	U	11.6	8.46		mg/Kg	☼	73	41 - 142	17	32

Surrogate	*MSD %Recovery*	*MSD Qualifier*	*Limits*
a,a,a-Trifluorotoluene	*63*		*46 - 156*

Lab Sample ID: MB 480-610683/1-A
Matrix: Solid
Analysis Batch: 610704

Client Sample ID: Method Blank
Prep Type: Total/NA
Prep Batch: 610683

Analyte	MB Result	MB Qualifier	RL	MDL	Unit	D	Prepared	Analyzed	Dil Fac
Gasoline Range Organics [C6 - C10]	1.04	J	1.2	0.33	mg/Kg		01/04/22 07:52	01/04/22 10:21	1

Surrogate	*MB %Recovery*	*MB Qualifier*	*Limits*	*Prepared*	*Analyzed*	*Dil Fac*
a,a,a-Trifluorotoluene	*107*		*46 - 156*	*01/04/22 07:52*	*01/04/22 10:21*	*1*

Lab Sample ID: LCS 480-610683/2-A
Matrix: Solid
Analysis Batch: 610704

Client Sample ID: Lab Control Sample
Prep Type: Total/NA
Prep Batch: 610683

Analyte	Spike Added	LCS Result	LCS Qualifier	Unit	D	%Rec	%Rec. Limits
Gasoline Range Organics [C6 - C10]	9.92	9.78		mg/Kg		99	64 - 129

Surrogate	*LCS %Recovery*	*LCS Qualifier*	*Limits*
a,a,a-Trifluorotoluene	*98*		*46 - 156*

Lab Sample ID: 480-193831-21 MS
Matrix: Solid
Analysis Batch: 610704

Client Sample ID: PS21
Prep Type: Total/NA
Prep Batch: 610683

Analyte	Sample Result	Sample Qualifier	Spike Added	MS Result	MS Qualifier	Unit	D	%Rec	%Rec. Limits
Gasoline Range Organics [C6 - C10]	1.5	U	11.3	11.7		mg/Kg	☼	103	41 - 142

Surrogate	*MS %Recovery*	*MS Qualifier*	*Limits*
a,a,a-Trifluorotoluene	*87*		*46 - 156*

Method: 8015D - Gasoline Range Organics (GRO) (GC)

Lab Sample ID: 480-193831-21 MSD
Matrix: Solid
Analysis Batch: 610704

Client Sample ID: PS21
Prep Type: Total/NA
Prep Batch: 610683

Analyte	Sample Result	Sample Qualifier	Spike Added	MSD Result	MSD Qualifier	Unit	D	%Rec	%Rec. Limits	RPD	RPD Limit
Gasoline Range Organics [C6 - C10]	1.5	U	11.0	10.5		mg/Kg	☼	96	41 - 142	10	32

Surrogate	*MSD %Recovery*	*MSD Qualifier*	*Limits*
a,a,a-Trifluorotoluene	*74*		*46 - 156*

Method: 8015D - Diesel Range Organics (DRO) (GC)

Lab Sample ID: MB 480-610520/1-A
Matrix: Solid
Analysis Batch: 610596

Client Sample ID: Method Blank
Prep Type: Total/NA
Prep Batch: 610520

Analyte	MB Result	MB Qualifier	RL	MDL	Unit	D	Prepared	Analyzed	Dil Fac
Diesel Range Organics [C10-C28]	17	U	17	5.0	mg/Kg		12/30/21 14:28	01/03/22 09:10	1

Surrogate	*MB %Recovery*	*MB Qualifier*	*Limits*	*Prepared*	*Analyzed*	*Dil Fac*
o-Terphenyl	*81*		*48 - 125*	*12/30/21 14:28*	*01/03/22 09:10*	*1*

Lab Sample ID: LCS 480-610520/2-A
Matrix: Solid
Analysis Batch: 610596

Client Sample ID: Lab Control Sample
Prep Type: Total/NA
Prep Batch: 610520

Analyte			Spike Added	LCS Result	LCS Qualifier	Unit	D	%Rec	%Rec. Limits		
Diesel Range Organics [C10-C28]			49.7	39.2		mg/Kg		79	63 - 127		

Surrogate	*LCS %Recovery*	*LCS Qualifier*	*Limits*
o-Terphenyl	*79*		*48 - 125*

Lab Sample ID: MB 480-610609/1-A
Matrix: Solid
Analysis Batch: 610596

Client Sample ID: Method Blank
Prep Type: Total/NA
Prep Batch: 610609

Analyte	MB Result	MB Qualifier	RL	MDL	Unit	D	Prepared	Analyzed	Dil Fac
Diesel Range Organics [C10-C28]	16	U	16	4.9	mg/Kg		01/03/22 08:28	01/04/22 01:49	1

Surrogate	*MB %Recovery*	*MB Qualifier*	*Limits*	*Prepared*	*Analyzed*	*Dil Fac*
o-Terphenyl	*84*		*48 - 125*	*01/03/22 08:28*	*01/04/22 01:49*	*1*

Lab Sample ID: LCS 480-610609/2-A
Matrix: Solid
Analysis Batch: 610596

Client Sample ID: Lab Control Sample
Prep Type: Total/NA
Prep Batch: 610609

Analyte			Spike Added	LCS Result	LCS Qualifier	Unit	D	%Rec	%Rec. Limits		
Diesel Range Organics [C10-C28]			49.9	46.6		mg/Kg		93	63 - 127		

Method: 8015D - Diesel Range Organics (DRO) (GC) (Continued)

Lab Sample ID: LCS 480-610609/2-A
Matrix: Solid
Analysis Batch: 610596

Client Sample ID: Lab Control Sample
Prep Type: Total/NA
Prep Batch: 610609

Surrogate	LCS %Recovery	LCS Qualifier	Limits
o-Terphenyl	93		48 - 125

Lab Sample ID: 480-193831-16 MS
Matrix: Solid
Analysis Batch: 610596

Client Sample ID: PS16
Prep Type: Total/NA
Prep Batch: 610609

Analyte	Sample Result	Sample Qualifier	Spike Added	MS Result	MS Qualifier	Unit	D	%Rec	%Rec. Limits
Diesel Range Organics [C10-C28]	19	U	57.4	55.9		mg/Kg	☼	97	43 - 150

Surrogate	MS %Recovery	MS Qualifier	Limits
o-Terphenyl	92		48 - 125

Lab Sample ID: 480-193831-16 MSD
Matrix: Solid
Analysis Batch: 610596

Client Sample ID: PS16
Prep Type: Total/NA
Prep Batch: 610609

Analyte	Sample Result	Sample Qualifier	Spike Added	MSD Result	MSD Qualifier	Unit	D	%Rec	%Rec. Limits	RPD	RPD Limit
Diesel Range Organics [C10-C28]	19	U	57.3	54.4		mg/Kg	☼	95	43 - 150	3	35

Surrogate	MSD %Recovery	MSD Qualifier	Limits
o-Terphenyl	88		48 - 125

Method: 8081B - Organochlorine Pesticides (GC)

Lab Sample ID: MB 480-610727/1-A
Matrix: Solid
Analysis Batch: 610819

Client Sample ID: Method Blank
Prep Type: Total/NA
Prep Batch: 610727

Analyte	MB Result	MB Qualifier	RL	MDL	Unit	D	Prepared	Analyzed	Dil Fac
gamma-BHC (Lindane)	0.000050	U	0.000050	0.0000015	mg/L		01/04/22 11:16	01/05/22 09:56	1
Chlordane (technical)	0.00050	U	0.00050	0.0000073	mg/L		01/04/22 11:16	01/05/22 09:56	1
Endrin	0.000050	U	0.000050	0.0000035	mg/L		01/04/22 11:16	01/05/22 09:56	1
Heptachlor	0.000050	U	0.000050	0.0000021	mg/L		01/04/22 11:16	01/05/22 09:56	1
Heptachlor epoxide	0.000050	U	0.000050	0.0000013	mg/L		01/04/22 11:16	01/05/22 09:56	1
Methoxychlor	0.000050	U	0.000050	0.0000035	mg/L		01/04/22 11:16	01/05/22 09:56	1
Toxaphene	0.00050	U	0.00050	0.000030	mg/L		01/04/22 11:16	01/05/22 09:56	1

Surrogate	MB %Recovery	MB Qualifier	Limits	Prepared	Analyzed	Dil Fac
DCB Decachlorobiphenyl	58		20 - 120	01/04/22 11:16	01/05/22 09:56	1
Tetrachloro-m-xylene	83		44 - 120	01/04/22 11:16	01/05/22 09:56	1

Method: 8081B - Organochlorine Pesticides (GC) (Continued)

Lab Sample ID: LCS 480-610727/2-A
Matrix: Solid
Analysis Batch: 610819

Client Sample ID: Lab Control Sample
Prep Type: Total/NA
Prep Batch: 610727

Analyte	Spike Added	LCS Result	LCS Qualifier	Unit	D	%Rec	%Rec. Limits
gamma-BHC (Lindane)	0.000500	0.000547		mg/L		109	56 - 120
Endrin	0.000500	0.000598		mg/L		120	65 - 135
Heptachlor	0.000500	0.000577		mg/L		115	58 - 120
Heptachlor epoxide	0.000500	0.000618		mg/L		124	65 - 125
Methoxychlor	0.000500	0.000716		mg/L		143	50 - 150

Surrogate	*LCS %Recovery*	*LCS Qualifier*	*Limits*
DCB Decachlorobiphenyl	*62*		*20 - 120*
Tetrachloro-m-xylene	*83*		*44 - 120*

Lab Sample ID: LCSD 480-610727/3-A
Matrix: Solid
Analysis Batch: 610819

Client Sample ID: Lab Control Sample Dup
Prep Type: Total/NA
Prep Batch: 610727

Analyte	Spike Added	LCSD Result	LCSD Qualifier	Unit	D	%Rec	%Rec. Limits	RPD	RPD Limit
gamma-BHC (Lindane)	0.000500	0.000595		mg/L		119	56 - 120	8	24
Endrin	0.000500	0.000626		mg/L		125	65 - 135	5	24
Heptachlor	0.000500	0.000612	*+	mg/L		122	58 - 120	6	25
Heptachlor epoxide	0.000500	0.000656	*+	mg/L		131	65 - 125	6	23
Methoxychlor	0.000500	0.000755	*+	mg/L		151	50 - 150	5	26

Surrogate	*LCSD %Recovery*	*LCSD Qualifier*	*Limits*
DCB Decachlorobiphenyl	*65*		*20 - 120*
Tetrachloro-m-xylene	*91*		*44 - 120*

Lab Sample ID: MB 480-610864/1-A
Matrix: Solid
Analysis Batch: 610920

Client Sample ID: Method Blank
Prep Type: Total/NA
Prep Batch: 610864

Analyte	MB Result	MB Qualifier	RL	MDL	Unit	D	Prepared	Analyzed	Dil Fac
gamma-BHC (Lindane)	0.000050	U	0.000050	0.0000015	mg/L		01/05/22 11:24	01/06/22 11:55	1
Chlordane (technical)	0.00050	U	0.00050	0.0000073	mg/L		01/05/22 11:24	01/06/22 11:55	1
Endrin	0.000050	U	0.000050	0.0000035	mg/L		01/05/22 11:24	01/06/22 11:55	1
Heptachlor	0.000050	U	0.000050	0.0000021	mg/L		01/05/22 11:24	01/06/22 11:55	1
Heptachlor epoxide	0.000050	U	0.000050	0.0000013	mg/L		01/05/22 11:24	01/06/22 11:55	1
Methoxychlor	0.000050	U	0.000050	0.0000035	mg/L		01/05/22 11:24	01/06/22 11:55	1
Toxaphene	0.00050	U	0.00050	0.000030	mg/L		01/05/22 11:24	01/06/22 11:55	1

Surrogate	*MB %Recovery*	*MB Qualifier*	*Limits*	*Prepared*	*Analyzed*	*Dil Fac*
DCB Decachlorobiphenyl	*80*		*20 - 120*	*01/05/22 11:24*	*01/06/22 11:55*	*1*
Tetrachloro-m-xylene	*91*		*44 - 120*	*01/05/22 11:24*	*01/06/22 11:55*	*1*

Lab Sample ID: LCS 480-610864/2-A
Matrix: Solid
Analysis Batch: 610920

Client Sample ID: Lab Control Sample
Prep Type: Total/NA
Prep Batch: 610864

Analyte	Spike Added	LCS Result	LCS Qualifier	Unit	D	%Rec	%Rec. Limits
gamma-BHC (Lindane)	0.000500	0.000578		mg/L		116	56 - 120

Method: 8081B - Organochlorine Pesticides (GC) (Continued)

Lab Sample ID: LCS 480-610864/2-A — **Client Sample ID: Lab Control Sample**
Matrix: Solid — **Prep Type: Total/NA**
Analysis Batch: 610920 — **Prep Batch: 610864**

Analyte	Spike Added	LCS Result	LCS Qualifier	Unit	D	%Rec	%Rec. Limits
Endrin	0.000500	0.000586		mg/L		117	65 - 135
Heptachlor	0.000500	0.000574		mg/L		115	58 - 120
Heptachlor epoxide	0.000500	0.000635	*+	mg/L		127	65 - 125
Methoxychlor	0.000500	0.000631		mg/L		126	50 - 150

Surrogate	*LCS %Recovery*	*LCS Qualifier*	*Limits*
DCB Decachlorobiphenyl	*75*		*20 - 120*
Tetrachloro-m-xylene	*88*		*44 - 120*

Lab Sample ID: LCSD 480-610864/3-A — **Client Sample ID: Lab Control Sample Dup**
Matrix: Solid — **Prep Type: Total/NA**
Analysis Batch: 610920 — **Prep Batch: 610864**

Analyte	Spike Added	LCSD Result	LCSD Qualifier	Unit	D	%Rec	%Rec. Limits	RPD	RPD Limit
gamma-BHC (Lindane)	0.000500	0.000618	*+	mg/L		124	56 - 120	7	24
Endrin	0.000500	0.000634		mg/L		127	65 - 135	8	24
Heptachlor	0.000500	0.000625	*+	mg/L		125	58 - 120	9	25
Heptachlor epoxide	0.000500	0.000682	*+	mg/L		136	65 - 125	7	23
Methoxychlor	0.000500	0.000704		mg/L		141	50 - 150	11	26

Surrogate	*LCSD %Recovery*	*LCSD Qualifier*	*Limits*
DCB Decachlorobiphenyl	*77*		*20 - 120*
Tetrachloro-m-xylene	*94*		*44 - 120*

Lab Sample ID: LB 480-610618/1-B — **Client Sample ID: Method Blank**
Matrix: Solid — **Prep Type: TCLP**
Analysis Batch: 610819 — **Prep Batch: 610727**

Analyte	LB Result	LB Qualifier	RL	MDL	Unit	D	Prepared	Analyzed	Dil Fac
gamma-BHC (Lindane)	0.00020	U	0.00020	0.0000060	mg/L		01/04/22 11:16	01/05/22 10:55	1
Chlordane (technical)	0.0020	U	0.0020	0.000029	mg/L		01/04/22 11:16	01/05/22 10:55	1
Endrin	0.00020	U	0.00020	0.000014	mg/L		01/04/22 11:16	01/05/22 10:55	1
Heptachlor	0.00020	U	0.00020	0.0000085	mg/L		01/04/22 11:16	01/05/22 10:55	1
Heptachlor epoxide	0.00020	U	0.00020	0.0000053	mg/L		01/04/22 11:16	01/05/22 10:55	1
Methoxychlor	0.00020	U	0.00020	0.000014	mg/L		01/04/22 11:16	01/05/22 10:55	1
Toxaphene	0.0020	U	0.0020	0.00012	mg/L		01/04/22 11:16	01/05/22 10:55	1

Surrogate	*LB %Recovery*	*LB Qualifier*	*Limits*	*Prepared*	*Analyzed*	*Dil Fac*
DCB Decachlorobiphenyl	*93*		*20 - 120*	*01/04/22 11:16*	*01/05/22 10:55*	*1*
Tetrachloro-m-xylene	*92*		*44 - 120*	*01/04/22 11:16*	*01/05/22 10:55*	*1*

Lab Sample ID: LB 480-610766/1-B — **Client Sample ID: Method Blank**
Matrix: Solid — **Prep Type: TCLP**
Analysis Batch: 610920 — **Prep Batch: 610864**

Analyte	LB Result	LB Qualifier	RL	MDL	Unit	D	Prepared	Analyzed	Dil Fac
gamma-BHC (Lindane)	0.00020	U	0.00020	0.0000060	mg/L		01/05/22 11:24	01/06/22 13:14	1
Chlordane (technical)	0.0020	U	0.0020	0.000029	mg/L		01/05/22 11:24	01/06/22 13:14	1

Method: 8081B - Organochlorine Pesticides (GC) (Continued)

Lab Sample ID: LB 480-610766/1-B — **Client Sample ID: Method Blank**
Matrix: Solid — **Prep Type: TCLP**
Analysis Batch: 610920 — **Prep Batch: 610864**

Analyte	LB Result	LB Qualifier	RL	MDL	Unit	D	Prepared	Analyzed	Dil Fac
Endrin	0.00020	U	0.00020	0.000014	mg/L		01/05/22 11:24	01/06/22 13:14	1
Heptachlor	0.00020	U	0.00020	0.0000085	mg/L		01/05/22 11:24	01/06/22 13:14	1
Heptachlor epoxide	0.00020	U	0.00020	0.0000053	mg/L		01/05/22 11:24	01/06/22 13:14	1
Methoxychlor	0.00020	U	0.00020	0.000014	mg/L		01/05/22 11:24	01/06/22 13:14	1
Toxaphene	0.0020	U	0.0020	0.00012	mg/L		01/05/22 11:24	01/06/22 13:14	1

Surrogate	*LB %Recovery*	*LB Qualifier*	*Limits*	*Prepared*	*Analyzed*	*Dil Fac*
DCB Decachlorobiphenyl	*80*		*20 - 120*	*01/05/22 11:24*	*01/06/22 13:14*	*1*
Tetrachloro-m-xylene	*75*		*44 - 120*	*01/05/22 11:24*	*01/06/22 13:14*	*1*

Method: 8082A - Polychlorinated Biphenyls (PCBs) by Gas Chromatography

Lab Sample ID: MB 480-610595/1-A — **Client Sample ID: Method Blank**
Matrix: Solid — **Prep Type: Total/NA**
Analysis Batch: 610658 — **Prep Batch: 610595**

Analyte	MB Result	MB Qualifier	RL	MDL	Unit	D	Prepared	Analyzed	Dil Fac
PCB-1016	0.19	U	0.19	0.036	mg/Kg		01/03/22 07:20	01/03/22 19:39	1
PCB-1221	0.19	U	0.19	0.036	mg/Kg		01/03/22 07:20	01/03/22 19:39	1
PCB-1232	0.19	U	0.19	0.036	mg/Kg		01/03/22 07:20	01/03/22 19:39	1
PCB-1242	0.19	U	0.19	0.036	mg/Kg		01/03/22 07:20	01/03/22 19:39	1
PCB-1248	0.19	U	0.19	0.036	mg/Kg		01/03/22 07:20	01/03/22 19:39	1
PCB-1254	0.19	U	0.19	0.087	mg/Kg		01/03/22 07:20	01/03/22 19:39	1
PCB-1260	0.19	U	0.19	0.087	mg/Kg		01/03/22 07:20	01/03/22 19:39	1
PCB-1262	0.19	U	0.19	0.087	mg/Kg		01/03/22 07:20	01/03/22 19:39	1
PCB-1268	0.19	U	0.19	0.087	mg/Kg		01/03/22 07:20	01/03/22 19:39	1

Surrogate	*MB %Recovery*	*MB Qualifier*	*Limits*	*Prepared*	*Analyzed*	*Dil Fac*
DCB Decachlorobiphenyl	*121*		*65 - 174*	*01/03/22 07:20*	*01/03/22 19:39*	*1*
Tetrachloro-m-xylene	*123*		*60 - 154*	*01/03/22 07:20*	*01/03/22 19:39*	*1*

Lab Sample ID: LCS 480-610595/2-A — **Client Sample ID: Lab Control Sample**
Matrix: Solid — **Prep Type: Total/NA**
Analysis Batch: 610658 — **Prep Batch: 610595**

Analyte	Spike Added	LCS Result	LCS Qualifier	Unit	D	%Rec	%Rec. Limits
PCB-1016	2.18	2.79		mg/Kg		128	51 - 185
PCB-1260	2.18	3.01		mg/Kg		138	61 - 184

Surrogate	*LCS %Recovery*	*LCS Qualifier*	*Limits*
DCB Decachlorobiphenyl	*132*		*65 - 174*
Tetrachloro-m-xylene	*134*		*60 - 154*

Method: 8082A - Polychlorinated Biphenyls (PCBs) by Gas Chromatography (Continued)

Lab Sample ID: MB 480-610623/1-A
Matrix: Solid
Analysis Batch: 610755

Client Sample ID: Method Blank
Prep Type: Total/NA
Prep Batch: 610623

Analyte	MB Result	MB Qualifier	RL	MDL	Unit	D	Prepared	Analyzed	Dil Fac
PCB-1016	0.22	U	0.22	0.043	mg/Kg		01/03/22 09:48	01/04/22 15:18	1
PCB-1221	0.22	U	0.22	0.043	mg/Kg		01/03/22 09:48	01/04/22 15:18	1
PCB-1232	0.22	U	0.22	0.043	mg/Kg		01/03/22 09:48	01/04/22 15:18	1
PCB-1242	0.22	U	0.22	0.043	mg/Kg		01/03/22 09:48	01/04/22 15:18	1
PCB-1248	0.22	U	0.22	0.043	mg/Kg		01/03/22 09:48	01/04/22 15:18	1
PCB-1254	0.22	U	0.22	0.10	mg/Kg		01/03/22 09:48	01/04/22 15:18	1
PCB-1260	0.22	U	0.22	0.10	mg/Kg		01/03/22 09:48	01/04/22 15:18	1
PCB-1262	0.22	U	0.22	0.10	mg/Kg		01/03/22 09:48	01/04/22 15:18	1
PCB-1268	0.22	U	0.22	0.10	mg/Kg		01/03/22 09:48	01/04/22 15:18	1

Surrogate	*MB %Recovery*	*MB Qualifier*	*Limits*	*Prepared*	*Analyzed*	*Dil Fac*
DCB Decachlorobiphenyl	*131*		*65 - 174*	*01/03/22 09:48*	*01/04/22 15:18*	*1*
Tetrachloro-m-xylene	*142*		*60 - 154*	*01/03/22 09:48*	*01/04/22 15:18*	*1*

Lab Sample ID: LCS 480-610623/2-A
Matrix: Solid
Analysis Batch: 610755

Client Sample ID: Lab Control Sample
Prep Type: Total/NA
Prep Batch: 610623

Analyte	Spike Added	LCS Result	LCS Qualifier	Unit	D	%Rec	%Rec. Limits
PCB-1016	2.36	3.46		mg/Kg		147	51 - 185
PCB-1260	2.36	3.14		mg/Kg		133	61 - 184

Surrogate	*LCS %Recovery*	*LCS Qualifier*	*Limits*
DCB Decachlorobiphenyl	*137*		*65 - 174*
Tetrachloro-m-xylene	*148*		*60 - 154*

Lab Sample ID: 480-193831-10 MS
Matrix: Solid
Analysis Batch: 610755

Client Sample ID: PS10
Prep Type: Total/NA
Prep Batch: 610623

Analyte	Sample Result	Sample Qualifier	Spike Added	MS Result	MS Qualifier	Unit	D	%Rec	%Rec. Limits
PCB-1016	0.30	U	2.97	2.86		mg/Kg	☼	96	50 - 177
PCB-1260	0.30	U	2.97	2.74		mg/Kg	☼	92	33 - 200

Surrogate	*MS %Recovery*	*MS Qualifier*	*Limits*
DCB Decachlorobiphenyl	*123*		*65 - 174*
Tetrachloro-m-xylene	*128*		*60 - 154*

Lab Sample ID: 480-193831-10 MSD
Matrix: Solid
Analysis Batch: 610755

Client Sample ID: PS10
Prep Type: Total/NA
Prep Batch: 610623

Analyte	Sample Result	Sample Qualifier	Spike Added	MSD Result	MSD Qualifier	Unit	D	%Rec	%Rec. Limits	RPD	RPD Limit
PCB-1016	0.30	U	2.62	3.45		mg/Kg	☼	132	50 - 177	18	50
PCB-1260	0.30	U	2.62	3.08		mg/Kg	☼	118	33 - 200	12	50

Method: 8082A - Polychlorinated Biphenyls (PCBs) by Gas Chromatography (Continued)

Lab Sample ID: 480-193831-10 MSD
Matrix: Solid
Analysis Batch: 610755

Client Sample ID: PS10
Prep Type: Total/NA
Prep Batch: 610623

Surrogate	*MSD %Recovery*	*MSD Qualifier*	*Limits*
DCB Decachlorobiphenyl	*133*		*65 - 174*
Tetrachloro-m-xylene	*152*		*60 - 154*

Lab Sample ID: MB 480-610624/1-A
Matrix: Solid
Analysis Batch: 610755

Client Sample ID: Method Blank
Prep Type: Total/NA
Prep Batch: 610624

Analyte	MB Result	MB Qualifier	RL	MDL	Unit	D	Prepared	Analyzed	Dil Fac
PCB-1016	0.23	U	0.23	0.044	mg/Kg		01/03/22 09:57	01/04/22 20:51	1
PCB-1221	0.23	U	0.23	0.044	mg/Kg		01/03/22 09:57	01/04/22 20:51	1
PCB-1232	0.23	U	0.23	0.044	mg/Kg		01/03/22 09:57	01/04/22 20:51	1
PCB-1242	0.23	U	0.23	0.044	mg/Kg		01/03/22 09:57	01/04/22 20:51	1
PCB-1248	0.23	U	0.23	0.044	mg/Kg		01/03/22 09:57	01/04/22 20:51	1
PCB-1254	0.23	U	0.23	0.11	mg/Kg		01/03/22 09:57	01/04/22 20:51	1
PCB-1260	0.23	U	0.23	0.11	mg/Kg		01/03/22 09:57	01/04/22 20:51	1
PCB-1262	0.23	U	0.23	0.11	mg/Kg		01/03/22 09:57	01/04/22 20:51	1
PCB-1268	0.23	U	0.23	0.11	mg/Kg		01/03/22 09:57	01/04/22 20:51	1

Surrogate	*MB %Recovery*	*MB Qualifier*	*Limits*	*Prepared*	*Analyzed*	*Dil Fac*
DCB Decachlorobiphenyl	*163*		*65 - 174*	*01/03/22 09:57*	*01/04/22 20:51*	*1*
Tetrachloro-m-xylene	*143*		*60 - 154*	*01/03/22 09:57*	*01/04/22 20:51*	*1*

Lab Sample ID: LCS 480-610624/2-A
Matrix: Solid
Analysis Batch: 610755

Client Sample ID: Lab Control Sample
Prep Type: Total/NA
Prep Batch: 610624

Analyte	Spike Added	LCS Result	LCS Qualifier	Unit	D	%Rec	%Rec. Limits
PCB-1016	2.36	3.54		mg/Kg		150	51 - 185
PCB-1260	2.36	3.83		mg/Kg		162	61 - 184

Surrogate	*LCS %Recovery*	*LCS Qualifier*	*Limits*
DCB Decachlorobiphenyl	*173*		*65 - 174*
Tetrachloro-m-xylene	*153*		*60 - 154*

Lab Sample ID: 480-193831-15 MS
Matrix: Solid
Analysis Batch: 610755

Client Sample ID: PS15
Prep Type: Total/NA
Prep Batch: 610624

Analyte	Sample Result	Sample Qualifier	Spike Added	MS Result	MS Qualifier	Unit	D	%Rec	%Rec. Limits
PCB-1016	0.25	U	2.61	3.38		mg/Kg	☼	130	50 - 177
PCB-1260	0.25	U	2.61	3.65		mg/Kg	☼	140	33 - 200

Surrogate	*MS %Recovery*	*MS Qualifier*	*Limits*
DCB Decachlorobiphenyl	*173*		*65 - 174*
Tetrachloro-m-xylene	*149*		*60 - 154*

Method: 8082A - Polychlorinated Biphenyls (PCBs) by Gas Chromatography (Continued)

Lab Sample ID: 480-193831-15 MSD — **Client Sample ID: PS15**
Matrix: Solid — **Prep Type: Total/NA**
Analysis Batch: 610755 — **Prep Batch: 610624**

Analyte	Sample Result	Sample Qualifier	Spike Added	MSD Result	MSD Qualifier	Unit	D	%Rec	%Rec. Limits	RPD	RPD Limit
PCB-1016	0.25	U	2.54	3.40		mg/Kg	☼	134	50 - 177	1	50
PCB-1260	0.25	U	2.54	3.88		mg/Kg	☼	153	33 - 200	6	50

Surrogate	*MSD %Recovery*	*MSD Qualifier*	*Limits*
DCB Decachlorobiphenyl	*172*		*65 - 174*
Tetrachloro-m-xylene	*152*		*60 - 154*

Method: 8151 - TCLP Herbicides

Lab Sample ID: MB 480-610729/1-A — **Client Sample ID: Method Blank**
Matrix: Solid — **Prep Type: Total/NA**
Analysis Batch: 610833 — **Prep Batch: 610729**

Analyte	MB Result	MB Qualifier	RL	MDL	Unit	D	Prepared	Analyzed	Dil Fac
2,4-D	0.00050	U	0.00050	0.00010	mg/L		01/04/22 11:22	01/05/22 16:18	1
Silvex (2,4,5-TP)	0.00050	U	0.00050	0.000090	mg/L		01/04/22 11:22	01/05/22 16:18	1

Surrogate	*MB %Recovery*	*MB Qualifier*	*Limits*	*Prepared*	*Analyzed*	*Dil Fac*
2,4-Dichlorophenylacetic acid	*75*		*48 - 132*	*01/04/22 11:22*	*01/05/22 16:18*	*1*

Lab Sample ID: LCS 480-610729/2-A — **Client Sample ID: Lab Control Sample**
Matrix: Solid — **Prep Type: Total/NA**
Analysis Batch: 610833 — **Prep Batch: 610729**

Analyte			Spike Added	LCS Result	LCS Qualifier	Unit	D	%Rec	%Rec. Limits		
2,4-D			0.00200	0.00160		mg/L		80	36 - 150		
Silvex (2,4,5-TP)			0.00200	0.00175		mg/L		87	49 - 150		

Surrogate	*LCS %Recovery*	*LCS Qualifier*	*Limits*
2,4-Dichlorophenylacetic acid	*69*		*48 - 132*

Lab Sample ID: LCSD 480-610729/3-A — **Client Sample ID: Lab Control Sample Dup**
Matrix: Solid — **Prep Type: Total/NA**
Analysis Batch: 610833 — **Prep Batch: 610729**

Analyte			Spike Added	LCSD Result	LCSD Qualifier	Unit	D	%Rec	%Rec. Limits	RPD	RPD Limit
2,4-D			0.00200	0.00153		mg/L		77	36 - 150	4	50
Silvex (2,4,5-TP)			0.00200	0.00171		mg/L		86	49 - 150	2	50

Surrogate	*LCSD %Recovery*	*LCSD Qualifier*	*Limits*
2,4-Dichlorophenylacetic acid	*70*		*48 - 132*

Lab Sample ID: MB 480-610943/1-A — **Client Sample ID: Method Blank**
Matrix: Solid — **Prep Type: Total/NA**
Analysis Batch: 611060 — **Prep Batch: 610943**

Analyte	MB Result	MB Qualifier	RL	MDL	Unit	D	Prepared	Analyzed	Dil Fac
2,4-D	0.00050	U	0.00050	0.00010	mg/L		01/06/22 09:01	01/07/22 12:58	1

Method: 8151 - TCLP Herbicides (Continued)

Lab Sample ID: MB 480-610943/1-A
Matrix: Solid
Analysis Batch: 611060

Client Sample ID: Method Blank
Prep Type: Total/NA
Prep Batch: 610943

Analyte	MB Result	MB Qualifier	RL	MDL	Unit	D	Prepared	Analyzed	Dil Fac
Silvex (2,4,5-TP)	0.00050	U	0.00050	0.000090	mg/L		01/06/22 09:01	01/07/22 12:58	1

Surrogate	*MB %Recovery*	*MB Qualifier*	*Limits*	*Prepared*	*Analyzed*	*Dil Fac*
2,4-Dichlorophenylacetic acid	*83*		*48 - 132*	*01/06/22 09:01*	*01/07/22 12:58*	*1*

Lab Sample ID: LCS 480-610943/2-A
Matrix: Solid
Analysis Batch: 611060

Client Sample ID: Lab Control Sample
Prep Type: Total/NA
Prep Batch: 610943

Analyte	Spike Added	LCS Result	LCS Qualifier	Unit	D	%Rec	%Rec. Limits
2,4-D	0.00200	0.00178		mg/L		89	36 - 150
Silvex (2,4,5-TP)	0.00200	0.00175		mg/L		87	49 - 150

Surrogate	*LCS %Recovery*	*LCS Qualifier*	*Limits*
2,4-Dichlorophenylacetic acid	*74*		*48 - 132*

Lab Sample ID: LCSD 480-610943/3-A
Matrix: Solid
Analysis Batch: 611060

Client Sample ID: Lab Control Sample Dup
Prep Type: Total/NA
Prep Batch: 610943

Analyte	Spike Added	LCSD Result	LCSD Qualifier	Unit	D	%Rec	%Rec. Limits	RPD	RPD Limit
2,4-D	0.00200	0.00181		mg/L		91	36 - 150	1	50
Silvex (2,4,5-TP)	0.00200	0.00170		mg/L		85	49 - 150	3	50

Surrogate	*LCSD %Recovery*	*LCSD Qualifier*	*Limits*
2,4-Dichlorophenylacetic acid	*158*	*S1+*	*48 - 132*

Lab Sample ID: LB 480-610618/1-C
Matrix: Solid
Analysis Batch: 610833

Client Sample ID: Method Blank
Prep Type: TCLP
Prep Batch: 610729

Analyte	LB Result	LB Qualifier	RL	MDL	Unit	D	Prepared	Analyzed	Dil Fac
2,4-D	0.0020	U	0.0020	0.00040	mg/L		01/04/22 11:22	01/05/22 17:47	1
Silvex (2,4,5-TP)	0.0020	U	0.0020	0.00036	mg/L		01/04/22 11:22	01/05/22 17:47	1

Surrogate	*LB %Recovery*	*LB Qualifier*	*Limits*	*Prepared*	*Analyzed*	*Dil Fac*
2,4-Dichlorophenylacetic acid	*21*	*S1-*	*48 - 132*	*01/04/22 11:22*	*01/05/22 17:47*	*1*

Lab Sample ID: LB 480-610766/1-F
Matrix: Solid
Analysis Batch: 611060

Client Sample ID: Method Blank
Prep Type: TCLP
Prep Batch: 610943

Analyte	LB Result	LB Qualifier	RL	MDL	Unit	D	Prepared	Analyzed	Dil Fac
2,4-D	0.0020	U	0.0020	0.00040	mg/L		01/06/22 09:01	01/07/22 14:27	1
Silvex (2,4,5-TP)	0.0020	U	0.0020	0.00036	mg/L		01/06/22 09:01	01/07/22 14:27	1

Method: 8151 - TCLP Herbicides (Continued)

Lab Sample ID: LB 480-610766/1-F
Matrix: Solid
Analysis Batch: 611060

Client Sample ID: Method Blank
Prep Type: TCLP
Prep Batch: 610943

Surrogate	*LB %Recovery*	*LB Qualifier*	*Limits*	*Prepared*	*Analyzed*	*Dil Fac*
2,4-Dichlorophenylacetic acid	*10*	*S1-*	*48 - 132*	*01/06/22 09:01*	*01/07/22 14:27*	*1*

Method: 6010C - Metals (ICP)

Lab Sample ID: MB 480-610730/2-A
Matrix: Solid
Analysis Batch: 610843

Client Sample ID: Method Blank
Prep Type: Total/NA
Prep Batch: 610730

Analyte	MB Result	MB Qualifier	RL	MDL	Unit	D	Prepared	Analyzed	Dil Fac
Arsenic	0.015	U	0.015	0.0056	mg/L		01/04/22 11:41	01/04/22 19:42	1
Barium	1.0	U	1.0	0.10	mg/L		01/04/22 11:41	01/04/22 19:42	1
Cadmium	0.0020	U	0.0020	0.00050	mg/L		01/04/22 11:41	01/04/22 19:42	1
Chromium	0.020	U	0.020	0.010	mg/L		01/04/22 11:41	01/04/22 19:42	1
Lead	0.020	U	0.020	0.0030	mg/L		01/04/22 11:41	01/04/22 19:42	1
Selenium	0.025	U	0.025	0.0087	mg/L		01/04/22 11:41	01/04/22 19:42	1
Silver	0.0060	U	0.0060	0.0017	mg/L		01/04/22 11:41	01/04/22 19:42	1

Lab Sample ID: LCS 480-610730/3-A
Matrix: Solid
Analysis Batch: 610843

Client Sample ID: Lab Control Sample
Prep Type: Total/NA
Prep Batch: 610730

Analyte	Spike Added	LCS Result	LCS Qualifier	Unit	D	%Rec	%Rec. Limits
Arsenic	1.00	1.01		mg/L		101	80 - 120
Barium	1.00	0.949	J	mg/L		95	80 - 120
Cadmium	1.00	0.999		mg/L		100	80 - 120
Chromium	1.00	0.964		mg/L		96	80 - 120
Lead	1.00	1.01		mg/L		101	80 - 120
Selenium	1.00	0.997		mg/L		100	80 - 120
Silver	1.00	1.01		mg/L		101	80 - 120

Lab Sample ID: MB 480-610865/2-A
Matrix: Solid
Analysis Batch: 611065

Client Sample ID: Method Blank
Prep Type: Total/NA
Prep Batch: 610865

Analyte	MB Result	MB Qualifier	RL	MDL	Unit	D	Prepared	Analyzed	Dil Fac
Arsenic	0.015	U	0.015	0.0056	mg/L		01/06/22 08:15	01/06/22 14:11	1
Barium	1.0	U	1.0	0.10	mg/L		01/06/22 08:15	01/06/22 14:11	1
Cadmium	0.0020	U	0.0020	0.00050	mg/L		01/06/22 08:15	01/06/22 14:11	1
Chromium	0.020	U	0.020	0.010	mg/L		01/06/22 08:15	01/06/22 14:11	1
Lead	0.020	U	0.020	0.0030	mg/L		01/06/22 08:15	01/06/22 14:11	1
Selenium	0.025	U	0.025	0.0087	mg/L		01/06/22 08:15	01/06/22 14:11	1
Silver	0.0060	U	0.0060	0.0017	mg/L		01/06/22 08:15	01/06/22 14:11	1

Lab Sample ID: LCS 480-610865/3-A
Matrix: Solid
Analysis Batch: 611065

Client Sample ID: Lab Control Sample
Prep Type: Total/NA
Prep Batch: 610865

Analyte	Spike Added	LCS Result	LCS Qualifier	Unit	D	%Rec	%Rec. Limits
Arsenic	1.00	1.05		mg/L		105	80 - 120

Method: 6010C - Metals (ICP) (Continued)

Lab Sample ID: LCS 480-610865/3-A — **Client Sample ID: Lab Control Sample**
Matrix: Solid — **Prep Type: Total/NA**
Analysis Batch: 611065 — **Prep Batch: 610865**

Analyte	Spike Added	LCS Result	LCS Qualifier	Unit	D	%Rec	%Rec. Limits
Barium	1.00	0.992	J	mg/L		99	80 - 120
Cadmium	1.00	1.01		mg/L		101	80 - 120
Chromium	1.00	0.996		mg/L		100	80 - 120
Lead	1.00	0.978		mg/L		98	80 - 120
Selenium	1.00	1.04		mg/L		104	80 - 120
Silver	1.00	0.999		mg/L		100	80 - 120

Lab Sample ID: LB 480-610618/1-D — **Client Sample ID: Method Blank**
Matrix: Solid — **Prep Type: TCLP**
Analysis Batch: 610843 — **Prep Batch: 610730**

Analyte	LB Result	LB Qualifier	RL	MDL	Unit	D	Prepared	Analyzed	Dil Fac
Arsenic	0.015	U	0.015	0.0056	mg/L		01/04/22 11:41	01/04/22 19:38	1
Barium	1.0	U	1.0	0.10	mg/L		01/04/22 11:41	01/04/22 19:38	1
Cadmium	0.0020	U	0.0020	0.00050	mg/L		01/04/22 11:41	01/04/22 19:38	1
Chromium	0.020	U	0.020	0.010	mg/L		01/04/22 11:41	01/04/22 19:38	1
Lead	0.0391		0.020	0.0030	mg/L		01/04/22 11:41	01/04/22 19:38	1
Selenium	0.025	U	0.025	0.0087	mg/L		01/04/22 11:41	01/04/22 19:38	1
Silver	0.0060	U	0.0060	0.0017	mg/L		01/04/22 11:41	01/04/22 19:38	1

Lab Sample ID: 480-193831-2 MS — **Client Sample ID: PS2**
Matrix: Solid — **Prep Type: TCLP**
Analysis Batch: 610843 — **Prep Batch: 610730**

Analyte	Sample Result	Sample Qualifier	Spike Added	MS Result	MS Qualifier	Unit	D	%Rec	%Rec. Limits
Arsenic	0.0056	J	1.00	1.01		mg/L		100	75 - 125
Barium	1.0	U	1.00	1.04		mg/L		104	75 - 125
Cadmium	0.0012	J	1.00	1.02		mg/L		102	75 - 125
Chromium	0.020	U	1.00	0.951		mg/L		95	75 - 125
Lead	0.0074	J B	1.00	0.986		mg/L		98	75 - 125
Selenium	0.025	U	1.00	0.992		mg/L		99	75 - 125
Silver	0.0060	U	1.00	1.03		mg/L		103	75 - 125

Lab Sample ID: 480-193831-2 MSD — **Client Sample ID: PS2**
Matrix: Solid — **Prep Type: TCLP**
Analysis Batch: 610843 — **Prep Batch: 610730**

Analyte	Sample Result	Sample Qualifier	Spike Added	MSD Result	MSD Qualifier	Unit	D	%Rec	%Rec. Limits	RPD	RPD Limit
Arsenic	0.0056	J	1.00	1.02		mg/L		101	75 - 125	1	20
Barium	1.0	U	1.00	1.04		mg/L		104	75 - 125	0	20
Cadmium	0.0012	J	1.00	1.05		mg/L		105	75 - 125	3	20
Chromium	0.020	U	1.00	0.956		mg/L		96	75 - 125	1	20
Lead	0.0074	J B	1.00	1.01		mg/L		100	75 - 125	2	20
Selenium	0.025	U	1.00	1.00		mg/L		100	75 - 125	1	20
Silver	0.0060	U	1.00	1.06		mg/L		106	75 - 125	3	20

Method: 6010C - Metals (ICP) (Continued)

Lab Sample ID: LB 480-610766/1-C
Matrix: Solid
Analysis Batch: 611065

Client Sample ID: Method Blank
Prep Type: TCLP
Prep Batch: 610865

Analyte	LB Result	LB Qualifier	RL	MDL	Unit	D	Prepared	Analyzed	Dil Fac
Arsenic	0.015	U	0.015	0.0056	mg/L		01/06/22 08:15	01/06/22 14:07	1
Barium	1.0	U	1.0	0.10	mg/L		01/06/22 08:15	01/06/22 14:07	1
Cadmium	0.0020	U	0.0020	0.00050	mg/L		01/06/22 08:15	01/06/22 14:07	1
Chromium	0.020	U	0.020	0.010	mg/L		01/06/22 08:15	01/06/22 14:07	1
Lead	0.00433	J	0.020	0.0030	mg/L		01/06/22 08:15	01/06/22 14:07	1
Selenium	0.025	U	0.025	0.0087	mg/L		01/06/22 08:15	01/06/22 14:07	1
Silver	0.0060	U	0.0060	0.0017	mg/L		01/06/22 08:15	01/06/22 14:07	1

Method: 7470A - TCLP Mercury

Lab Sample ID: MB 480-610740/2-A
Matrix: Solid
Analysis Batch: 610781

Client Sample ID: Method Blank
Prep Type: Total/NA
Prep Batch: 610740

Analyte	MB Result	MB Qualifier	RL	MDL	Unit	D	Prepared	Analyzed	Dil Fac
Mercury	0.00020	U	0.00020	0.000043	mg/L		01/04/22 12:21	01/04/22 14:59	1

Lab Sample ID: LCS 480-610740/3-A
Matrix: Solid
Analysis Batch: 610781

Client Sample ID: Lab Control Sample
Prep Type: Total/NA
Prep Batch: 610740

Analyte	Spike Added	LCS Result	LCS Qualifier	Unit	D	%Rec	%Rec. Limits
Mercury	0.00668	0.00622		mg/L		93	80 - 120

Lab Sample ID: MB 480-611516/2-A
Matrix: Solid
Analysis Batch: 611585

Client Sample ID: Method Blank
Prep Type: Total/NA
Prep Batch: 611516

Analyte	MB Result	MB Qualifier	RL	MDL	Unit	D	Prepared	Analyzed	Dil Fac
Mercury	0.00020	U	0.00020	0.000043	mg/L		01/12/22 13:35	01/12/22 16:15	1

Lab Sample ID: LCS 480-611516/3-A
Matrix: Solid
Analysis Batch: 611585

Client Sample ID: Lab Control Sample
Prep Type: Total/NA
Prep Batch: 611516

Analyte	Spike Added	LCS Result	LCS Qualifier	Unit	D	%Rec	%Rec. Limits
Mercury	0.00668	0.00647		mg/L		97	80 - 120

Lab Sample ID: LCSD 480-611516/4-A
Matrix: Solid
Analysis Batch: 611585

Client Sample ID: Lab Control Sample Dup
Prep Type: Total/NA
Prep Batch: 611516

Analyte	Spike Added	LCSD Result	LCSD Qualifier	Unit	D	%Rec	%Rec. Limits	RPD	RPD Limit
Mercury	0.00668	0.00655		mg/L		98	80 - 120	1	20

Method: 7470A - TCLP Mercury (Continued)

Lab Sample ID: LB 480-610618/1-E
Matrix: Solid
Analysis Batch: 610781

Client Sample ID: Method Blank
Prep Type: TCLP
Prep Batch: 610740

Analyte	LB Result	LB Qualifier	RL	MDL	Unit	D	Prepared	Analyzed	Dil Fac
Mercury	0.00020	U	0.00020	0.000043	mg/L		01/04/22 12:21	01/04/22 14:58	1

Lab Sample ID: 480-193831-2 MS
Matrix: Solid
Analysis Batch: 610781

Client Sample ID: PS2
Prep Type: TCLP
Prep Batch: 610740

Analyte	Sample Result	Sample Qualifier	Spike Added	MS Result	MS Qualifier	Unit	D	%Rec	%Rec. Limits
Mercury	0.00020	U	0.00668	0.00532		mg/L		80	80 - 120

Lab Sample ID: 480-193831-2 MSD
Matrix: Solid
Analysis Batch: 610781

Client Sample ID: PS2
Prep Type: TCLP
Prep Batch: 610740

Analyte	Sample Result	Sample Qualifier	Spike Added	MSD Result	MSD Qualifier	Unit	D	%Rec	%Rec. Limits	RPD	RPD Limit
Mercury	0.00020	U	0.00668	0.00532		mg/L		80	80 - 120	0	20

Lab Sample ID: LB 480-610766/1-H
Matrix: Solid
Analysis Batch: 611585

Client Sample ID: Method Blank
Prep Type: TCLP
Prep Batch: 611516

Analyte	LB Result	LB Qualifier	RL	MDL	Unit	D	Prepared	Analyzed	Dil Fac
Mercury	0.00020	U	0.00020	0.000043	mg/L		01/12/22 13:35	01/12/22 16:13	1

Method: 1010A - Ignitability, Pensky-Martens Closed-Cup Method

Lab Sample ID: LCS 480-611178/1
Matrix: Solid
Analysis Batch: 611178

Client Sample ID: Lab Control Sample
Prep Type: Total/NA

Analyte	Spike Added	LCS Result	LCS Qualifier	Unit	D	%Rec	%Rec. Limits
Flashpoint	81.0	80.00		Degrees F		99	97.5 - 102.5

Lab Sample ID: 480-193831-1 DU
Matrix: Solid
Analysis Batch: 611178

Client Sample ID: PS1
Prep Type: Total/NA

Analyte	Sample Result	Sample Qualifier	DU Result	DU Qualifier	Unit	D	RPD	RPD Limit
Flashpoint	>176		>176.0		Degrees F		NC	10

Lab Sample ID: LCS 480-611179/1
Matrix: Solid
Analysis Batch: 611179

Client Sample ID: Lab Control Sample
Prep Type: Total/NA

Analyte	Spike Added	LCS Result	LCS Qualifier	Unit	D	%Rec	%Rec. Limits
Flashpoint	81.0	82.00		Degrees F		101	97.5 - 102.5

Method: 1010A - Ignitability, Pensky-Martens Closed-Cup Method (Continued)

Lab Sample ID: 480-193831-2 DU
Matrix: Solid
Analysis Batch: 611179

Client Sample ID: PS2
Prep Type: Total/NA

Analyte	Sample Result	Sample Qualifier		DU Result	DU Qualifier	Unit	D			RPD	RPD Limit
Flashpoint	>180			>180.0		Degrees F				NC	10

Lab Sample ID: LCS 480-611277/1
Matrix: Solid
Analysis Batch: 611277

Client Sample ID: Lab Control Sample
Prep Type: Total/NA

Analyte			Spike Added	LCS Result	LCS Qualifier	Unit	D	%Rec	%Rec. Limits		
Flashpoint			81.0	79.00		Degrees F		98	97.5 - 102.5		

Lab Sample ID: 480-193831-12 DU
Matrix: Solid
Analysis Batch: 611277

Client Sample ID: PS12
Prep Type: Total/NA

Analyte	Sample Result	Sample Qualifier		DU Result	DU Qualifier	Unit	D			RPD	RPD Limit
Flashpoint	>180			>180.0		Degrees F				NC	10

Lab Sample ID: LCS 480-611283/1
Matrix: Solid
Analysis Batch: 611283

Client Sample ID: Lab Control Sample
Prep Type: Total/NA

Analyte			Spike Added	LCS Result	LCS Qualifier	Unit	D	%Rec	%Rec. Limits		
Flashpoint			81.0	80.00	^-	Degrees F		99	97.5 - 102.5		

Lab Sample ID: 480-193831-11 DU
Matrix: Solid
Analysis Batch: 611283

Client Sample ID: PS11
Prep Type: Total/NA

Analyte	Sample Result	Sample Qualifier		DU Result	DU Qualifier	Unit	D			RPD	RPD Limit
Flashpoint	>175	*- ^-		>175.0	*- ^-	Degrees F				NC	10

Lab Sample ID: LCS 480-611550/1
Matrix: Solid
Analysis Batch: 611550

Client Sample ID: Lab Control Sample
Prep Type: Total/NA

Analyte			Spike Added	LCS Result	LCS Qualifier	Unit	D	%Rec	%Rec. Limits		
Flashpoint			81.0	79.00		Degrees F		98	97.5 - 102.5		

Lab Sample ID: 480-193831-21 DU
Matrix: Solid
Analysis Batch: 611550

Client Sample ID: PS21
Prep Type: Total/NA

Analyte	Sample Result	Sample Qualifier		DU Result	DU Qualifier	Unit	D			RPD	RPD Limit
Flashpoint	>175			>175.0		Degrees F				NC	10

Method: 9012 - Cyanide, Reactive

Lab Sample ID: MB 480-610692/1-A — **Client Sample ID: Method Blank**
Matrix: Solid — **Prep Type: Total/NA**
Analysis Batch: 610759 — **Prep Batch: 610692**

Analyte	MB Result	MB Qualifier	RL	MDL	Unit	D	Prepared	Analyzed	Dil Fac
Cyanide, Reactive	10.0	U	10.0	10.0	mg/Kg		01/03/22 08:30	01/04/22 11:45	1

Lab Sample ID: LCS 480-610692/2-A — **Client Sample ID: Lab Control Sample**
Matrix: Solid — **Prep Type: Total/NA**
Analysis Batch: 610759 — **Prep Batch: 610692**

Analyte	Spike Added	LCS Result	LCS Qualifier	Unit	D	%Rec	%Rec. Limits
Cyanide, Reactive	1000	268.8		mg/Kg		27	10 - 100

Lab Sample ID: MB 480-610764/1-A — **Client Sample ID: Method Blank**
Matrix: Solid — **Prep Type: Total/NA**
Analysis Batch: 610861 — **Prep Batch: 610764**

Analyte	MB Result	MB Qualifier	RL	MDL	Unit	D	Prepared	Analyzed	Dil Fac
Cyanide, Reactive	10.0	U	10.0	10.0	mg/Kg		01/04/22 08:10	01/05/22 10:14	1

Lab Sample ID: LCS 480-610764/2-A — **Client Sample ID: Lab Control Sample**
Matrix: Solid — **Prep Type: Total/NA**
Analysis Batch: 610861 — **Prep Batch: 610764**

Analyte	Spike Added	LCS Result	LCS Qualifier	Unit	D	%Rec	%Rec. Limits
Cyanide, Reactive	1000	250	U	mg/Kg		23	10 - 100

Lab Sample ID: 480-193831-11 DU — **Client Sample ID: PS11**
Matrix: Solid — **Prep Type: Total/NA**
Analysis Batch: 610861 — **Prep Batch: 610764**

Analyte	Sample Result	Sample Qualifier	DU Result	DU Qualifier	Unit	D	RPD	RPD Limit
Cyanide, Reactive	9.9	U	10	U	mg/Kg		NC	20

Lab Sample ID: MB 480-610888/1-A — **Client Sample ID: Method Blank**
Matrix: Solid — **Prep Type: Total/NA**
Analysis Batch: 610967 — **Prep Batch: 610888**

Analyte	MB Result	MB Qualifier	RL	MDL	Unit	D	Prepared	Analyzed	Dil Fac
Cyanide, Reactive	10.0	U	10.0	10.0	mg/Kg		01/05/22 08:30	01/06/22 09:53	1

Lab Sample ID: LCS 480-610888/2-A — **Client Sample ID: Lab Control Sample**
Matrix: Solid — **Prep Type: Total/NA**
Analysis Batch: 610967 — **Prep Batch: 610888**

Analyte	Spike Added	LCS Result	LCS Qualifier	Unit	D	%Rec	%Rec. Limits
Cyanide, Reactive	1000	416.3		mg/Kg		42	10 - 100

Lab Sample ID: 480-193831-21 DU — **Client Sample ID: PS21**
Matrix: Solid — **Prep Type: Total/NA**
Analysis Batch: 610967 — **Prep Batch: 610888**

Analyte	Sample Result	Sample Qualifier	DU Result	DU Qualifier	Unit	D	RPD	RPD Limit
Cyanide, Reactive	9.9	U	10	U	mg/Kg		NC	20

Method: 9012 - Cyanide, Reactive

Lab Sample ID: MB 480-610987/1-A — **Client Sample ID: Method Blank**
Matrix: Solid — **Prep Type: Total/NA**
Analysis Batch: 611003 — **Prep Batch: 610987**

Analyte	MB Result	MB Qualifier	RL	MDL	Unit	D	Prepared	Analyzed	Dil Fac
Cyanide, Reactive	10.0	U	10.0	10.0	mg/Kg		01/06/22 12:52	01/06/22 13:22	1

Lab Sample ID: LCS 480-610987/2-A — **Client Sample ID: Lab Control Sample**
Matrix: Solid — **Prep Type: Total/NA**
Analysis Batch: 611003 — **Prep Batch: 610987**

Analyte	Spike Added	LCS Result	LCS Qualifier	Unit	D	%Rec	%Rec. Limits
Cyanide, Reactive	1000	301.3		mg/Kg		30	10 - 100

Lab Sample ID: 480-193831-23 DU — **Client Sample ID: PS23**
Matrix: Solid — **Prep Type: Total/NA**
Analysis Batch: 611003 — **Prep Batch: 610987**

Analyte	Sample Result	Sample Qualifier	DU Result	DU Qualifier	Unit	D	RPD	RPD Limit
Cyanide, Reactive	9.9	U	-2.87e-e		mg/Kg		NC	20

Method: 9034 - Sulfide, Reactive

Lab Sample ID: MB 480-610656/1-A — **Client Sample ID: Method Blank**
Matrix: Solid — **Prep Type: Total/NA**
Analysis Batch: 610668 — **Prep Batch: 610656**

Analyte	MB Result	MB Qualifier	RL	MDL	Unit	D	Prepared	Analyzed	Dil Fac
Sulfide, Reactive	10.0	U	10.0	10.0	mg/Kg		01/03/22 08:30	01/03/22 15:15	1

Lab Sample ID: LCS 480-610656/2-A — **Client Sample ID: Lab Control Sample**
Matrix: Solid — **Prep Type: Total/NA**
Analysis Batch: 610668 — **Prep Batch: 610656**

Analyte	Spike Added	LCS Result	LCS Qualifier	Unit	D	%Rec	%Rec. Limits
Sulfide, Reactive	750	280.5		mg/Kg		37	10 - 100

Lab Sample ID: MB 480-610762/1-A — **Client Sample ID: Method Blank**
Matrix: Solid — **Prep Type: Total/NA**
Analysis Batch: 610773 — **Prep Batch: 610762**

Analyte	MB Result	MB Qualifier	RL	MDL	Unit	D	Prepared	Analyzed	Dil Fac
Sulfide, Reactive	10.0	U	10.0	10.0	mg/Kg		01/04/22 08:10	01/04/22 15:12	1

Lab Sample ID: LCS 480-610762/2-A — **Client Sample ID: Lab Control Sample**
Matrix: Solid — **Prep Type: Total/NA**
Analysis Batch: 610773 — **Prep Batch: 610762**

Analyte	Spike Added	LCS Result	LCS Qualifier	Unit	D	%Rec	%Rec. Limits
Sulfide, Reactive	750	360.7		mg/Kg		48	10 - 100

Method: 9034 - Sulfide, Reactive (Continued)

Lab Sample ID: 480-193831-11 DU — **Client Sample ID: PS11**
Matrix: Solid — **Prep Type: Total/NA**
Analysis Batch: 610773 — **Prep Batch: 610762**

Analyte	Sample Result	Sample Qualifier		DU Result	DU Qualifier	Unit	D			RPD	RPD Limit
Sulfide, Reactive	9.9	U		10	U	mg/Kg				NC	20

Lab Sample ID: MB 480-610885/1-A — **Client Sample ID: Method Blank**
Matrix: Solid — **Prep Type: Total/NA**
Analysis Batch: 610886 — **Prep Batch: 610885**

Analyte	MB Result	MB Qualifier	RL	MDL	Unit	D	Prepared	Analyzed	Dil Fac
Sulfide, Reactive	10.0	U	10.0	10.0	mg/Kg		01/05/22 08:30	01/05/22 13:30	1

Lab Sample ID: LCS 480-610885/2-A — **Client Sample ID: Lab Control Sample**
Matrix: Solid — **Prep Type: Total/NA**
Analysis Batch: 610886 — **Prep Batch: 610885**

Analyte			Spike Added	LCS Result	LCS Qualifier	Unit	D	%Rec	%Rec. Limits		
Sulfide, Reactive			720	380.7		mg/Kg		53	10 - 100		

Lab Sample ID: MB 480-610992/1-A — **Client Sample ID: Method Blank**
Matrix: Solid — **Prep Type: Total/NA**
Analysis Batch: 611057 — **Prep Batch: 610992**

Analyte	MB Result	MB Qualifier	RL	MDL	Unit	D	Prepared	Analyzed	Dil Fac
Sulfide, Reactive	10.0	U	10.0	10.0	mg/Kg		01/06/22 12:52	01/06/22 13:00	1

Lab Sample ID: LCS 480-610992/2-A — **Client Sample ID: Lab Control Sample**
Matrix: Solid — **Prep Type: Total/NA**
Analysis Batch: 611057 — **Prep Batch: 610992**

Analyte			Spike Added	LCS Result	LCS Qualifier	Unit	D	%Rec	%Rec. Limits		
Sulfide, Reactive			1170	420.8		mg/Kg		36	10 - 100		

Lab Sample ID: 480-193831-23 DU — **Client Sample ID: PS23**
Matrix: Solid — **Prep Type: Total/NA**
Analysis Batch: 611057 — **Prep Batch: 610992**

Analyte	Sample Result	Sample Qualifier		DU Result	DU Qualifier	Unit	D			RPD	RPD Limit
Sulfide, Reactive	9.9	U		10	U	mg/Kg				NC	20

Method: 9045C - pH

Lab Sample ID: LCS 480-610701/1 — **Client Sample ID: Lab Control Sample**
Matrix: Solid — **Prep Type: Total/NA**
Analysis Batch: 610701

Analyte			Spike Added	LCS Result	LCS Qualifier	Unit	D	%Rec	%Rec. Limits		
pH			7.00	7.0		SU		100	99 - 101		

Method: 9045C - pH (Continued)

Lab Sample ID: 480-193831-1 DU
Matrix: Solid
Analysis Batch: 610701

Client Sample ID: PS1
Prep Type: Total/NA

Analyte	Sample Result	Sample Qualifier		DU Result	DU Qualifier	Unit	D			RPD	RPD Limit
pH	6.7	HF		6.5		SU				3	5
Temperature	20.9	HF		21.0		Degrees C				0.5	10

Lab Sample ID: LCS 480-610758/1
Matrix: Solid
Analysis Batch: 610758

Client Sample ID: Lab Control Sample
Prep Type: Total/NA

Analyte			Spike Added	LCS Result	LCS Qualifier	Unit	D	%Rec	%Rec. Limits		
pH			7.00	7.0		SU		100	99 - 101		

Lab Sample ID: 480-193831-10 DU
Matrix: Solid
Analysis Batch: 610758

Client Sample ID: PS10
Prep Type: Total/NA

Analyte	Sample Result	Sample Qualifier		DU Result	DU Qualifier	Unit	D			RPD	RPD Limit
pH	7.4	HF		7.4		SU				0	5
Temperature	19.8	HF		20.0		Degrees C				1	10

Lab Sample ID: 480-193831-19 DU
Matrix: Solid
Analysis Batch: 610758

Client Sample ID: PS19
Prep Type: Total/NA

Analyte	Sample Result	Sample Qualifier		DU Result	DU Qualifier	Unit	D			RPD	RPD Limit
pH	7.1	HF		7.1		SU				0	5
Temperature	19.7	HF		19.9		Degrees C				1	10

GC/MS VOA

Leach Batch: 610619

Lab Sample ID	Client Sample ID	Prep Type	Matrix	Method	Prep Batch
480-193831-1	PS1	TCLP	Solid	1311	
480-193831-2	PS2	TCLP	Solid	1311	
480-193831-3	PS3	TCLP	Solid	1311	
480-193831-4	PS4	TCLP	Solid	1311	
480-193831-5	PS5	TCLP	Solid	1311	
480-193831-6	PS6	TCLP	Solid	1311	
480-193831-7	PS7	TCLP	Solid	1311	
480-193831-8	PS8	TCLP	Solid	1311	
480-193831-9	PS9	TCLP	Solid	1311	
480-193831-10	PS10	TCLP	Solid	1311	
480-193831-11	PS11	TCLP	Solid	1311	
480-193831-12	PS12	TCLP	Solid	1311	
LB 480-610619/1-A	Method Blank	TCLP	Solid	1311	

Analysis Batch: 610775

Lab Sample ID	Client Sample ID	Prep Type	Matrix	Method	Prep Batch
480-193831-1	PS1	TCLP	Solid	8260C	610619
480-193831-2	PS2	TCLP	Solid	8260C	610619
480-193831-3	PS3	TCLP	Solid	8260C	610619
480-193831-4	PS4	TCLP	Solid	8260C	610619
480-193831-5	PS5	TCLP	Solid	8260C	610619
480-193831-6	PS6	TCLP	Solid	8260C	610619
480-193831-7	PS7	TCLP	Solid	8260C	610619
480-193831-8	PS8	TCLP	Solid	8260C	610619
480-193831-9	PS9	TCLP	Solid	8260C	610619
480-193831-10	PS10	TCLP	Solid	8260C	610619
480-193831-11	PS11	TCLP	Solid	8260C	610619
480-193831-12	PS12	TCLP	Solid	8260C	610619
LB 480-610619/1-A	Method Blank	TCLP	Solid	8260C	610619
MB 480-610775/8	Method Blank	Total/NA	Solid	8260C	
LCS 480-610775/6	Lab Control Sample	Total/NA	Solid	8260C	
LCSD 480-610775/27	Lab Control Sample Dup	Total/NA	Solid	8260C	

Leach Batch: 610787

Lab Sample ID	Client Sample ID	Prep Type	Matrix	Method	Prep Batch
480-193831-13	PS13	TCLP	Solid	1311	
480-193831-14	PS14	TCLP	Solid	1311	
480-193831-15	PS15	TCLP	Solid	1311	
480-193831-16	PS16	TCLP	Solid	1311	
480-193831-17	PS17	TCLP	Solid	1311	
480-193831-18	PS18	TCLP	Solid	1311	
480-193831-19	PS19	TCLP	Solid	1311	
480-193831-20	PS20	TCLP	Solid	1311	
480-193831-21	PS21	TCLP	Solid	1311	
480-193831-22	PS22	TCLP	Solid	1311	
480-193831-23	PS23	TCLP	Solid	1311	
LB 480-610787/1-A	Method Blank	TCLP	Solid	1311	

Analysis Batch: 610929

Lab Sample ID	Client Sample ID	Prep Type	Matrix	Method	Prep Batch
480-193831-13	PS13	TCLP	Solid	8260C	610787

GC/MS VOA (Continued)

Analysis Batch: 610929 (Continued)

Lab Sample ID	Client Sample ID	Prep Type	Matrix	Method	Prep Batch
480-193831-14	PS14	TCLP	Solid	8260C	610787
480-193831-15	PS15	TCLP	Solid	8260C	610787
480-193831-16	PS16	TCLP	Solid	8260C	610787
480-193831-17	PS17	TCLP	Solid	8260C	610787
480-193831-18	PS18	TCLP	Solid	8260C	610787
480-193831-19	PS19	TCLP	Solid	8260C	610787
480-193831-20	PS20	TCLP	Solid	8260C	610787
480-193831-21	PS21	TCLP	Solid	8260C	610787
480-193831-22	PS22	TCLP	Solid	8260C	610787
480-193831-23	PS23	TCLP	Solid	8260C	610787
LB 480-610787/1-A	Method Blank	TCLP	Solid	8260C	610787
MB 480-610929/8	Method Blank	Total/NA	Solid	8260C	
LCS 480-610929/6	Lab Control Sample	Total/NA	Solid	8260C	

GC/MS Semi VOA

Leach Batch: 610618

Lab Sample ID	Client Sample ID	Prep Type	Matrix	Method	Prep Batch
480-193831-1	PS1	TCLP	Solid	1311	
480-193831-2	PS2	TCLP	Solid	1311	
480-193831-3	PS3	TCLP	Solid	1311	
480-193831-4	PS4	TCLP	Solid	1311	
480-193831-5	PS5	TCLP	Solid	1311	
480-193831-6	PS6	TCLP	Solid	1311	
480-193831-7	PS7	TCLP	Solid	1311	
480-193831-8	PS8	TCLP	Solid	1311	
480-193831-9	PS9	TCLP	Solid	1311	
480-193831-10	PS10	TCLP	Solid	1311	
480-193831-11	PS11	TCLP	Solid	1311	
480-193831-12	PS12	TCLP	Solid	1311	
LB 480-610618/1-F	Method Blank	TCLP	Solid	1311	

Leach Batch: 610766

Lab Sample ID	Client Sample ID	Prep Type	Matrix	Method	Prep Batch
480-193831-13	PS13	TCLP	Solid	1311	
480-193831-14	PS14	TCLP	Solid	1311	
480-193831-15	PS15	TCLP	Solid	1311	
480-193831-16	PS16	TCLP	Solid	1311	
480-193831-17	PS17	TCLP	Solid	1311	
480-193831-18	PS18	TCLP	Solid	1311	
480-193831-19	PS19	TCLP	Solid	1311	
480-193831-20	PS20	TCLP	Solid	1311	
480-193831-21	PS21	TCLP	Solid	1311	
480-193831-22	PS22	TCLP	Solid	1311	
480-193831-23	PS23	TCLP	Solid	1311	
LB 480-610766/1-D	Method Blank	TCLP	Solid	1311	

Prep Batch: 610779

Lab Sample ID	Client Sample ID	Prep Type	Matrix	Method	Prep Batch
480-193831-1	PS1	TCLP	Solid	3510C	610618
480-193831-2	PS2	TCLP	Solid	3510C	610618

GC/MS Semi VOA (Continued)

Prep Batch: 610779 (Continued)

Lab Sample ID	Client Sample ID	Prep Type	Matrix	Method	Prep Batch
480-193831-3	PS3	TCLP	Solid	3510C	610618
480-193831-4	PS4	TCLP	Solid	3510C	610618
480-193831-5	PS5	TCLP	Solid	3510C	610618
480-193831-6	PS6	TCLP	Solid	3510C	610618
480-193831-7	PS7	TCLP	Solid	3510C	610618
480-193831-8	PS8	TCLP	Solid	3510C	610618
480-193831-9	PS9	TCLP	Solid	3510C	610618
480-193831-10	PS10	TCLP	Solid	3510C	610618
480-193831-11	PS11	TCLP	Solid	3510C	610618
480-193831-12	PS12	TCLP	Solid	3510C	610618
LB 480-610618/1-F	Method Blank	TCLP	Solid	3510C	610618
MB 480-610779/1-A	Method Blank	Total/NA	Solid	3510C	
LCS 480-610779/2-A	Lab Control Sample	Total/NA	Solid	3510C	
LCSD 480-610779/3-A	Lab Control Sample Dup	Total/NA	Solid	3510C	

Analysis Batch: 610856

Lab Sample ID	Client Sample ID	Prep Type	Matrix	Method	Prep Batch
480-193831-1	PS1	TCLP	Solid	8270D	610779
480-193831-2	PS2	TCLP	Solid	8270D	610779
480-193831-3	PS3	TCLP	Solid	8270D	610779
480-193831-4	PS4	TCLP	Solid	8270D	610779
480-193831-5	PS5	TCLP	Solid	8270D	610779
480-193831-6	PS6	TCLP	Solid	8270D	610779
480-193831-7	PS7	TCLP	Solid	8270D	610779
480-193831-8	PS8	TCLP	Solid	8270D	610779
480-193831-9	PS9	TCLP	Solid	8270D	610779
480-193831-10	PS10	TCLP	Solid	8270D	610779
480-193831-11	PS11	TCLP	Solid	8270D	610779
480-193831-12	PS12	TCLP	Solid	8270D	610779
LB 480-610618/1-F	Method Blank	TCLP	Solid	8270D	610779
MB 480-610779/1-A	Method Blank	Total/NA	Solid	8270D	610779
LCS 480-610779/2-A	Lab Control Sample	Total/NA	Solid	8270D	610779
LCSD 480-610779/3-A	Lab Control Sample Dup	Total/NA	Solid	8270D	610779

Prep Batch: 610890

Lab Sample ID	Client Sample ID	Prep Type	Matrix	Method	Prep Batch
480-193831-13	PS13	TCLP	Solid	3510C	610766
480-193831-14	PS14	TCLP	Solid	3510C	610766
480-193831-15	PS15	TCLP	Solid	3510C	610766
480-193831-16	PS16	TCLP	Solid	3510C	610766
480-193831-17	PS17	TCLP	Solid	3510C	610766
480-193831-18	PS18	TCLP	Solid	3510C	610766
480-193831-19	PS19	TCLP	Solid	3510C	610766
480-193831-20	PS20	TCLP	Solid	3510C	610766
480-193831-21	PS21	TCLP	Solid	3510C	610766
480-193831-22	PS22	TCLP	Solid	3510C	610766
480-193831-23	PS23	TCLP	Solid	3510C	610766
LB 480-610766/1-D	Method Blank	TCLP	Solid	3510C	610766
MB 480-610890/1-A	Method Blank	Total/NA	Solid	3510C	
LCS 480-610890/2-A	Lab Control Sample	Total/NA	Solid	3510C	
LCSD 480-610890/3-A	Lab Control Sample Dup	Total/NA	Solid	3510C	

GC/MS Semi VOA

Analysis Batch: 610941

Lab Sample ID	Client Sample ID	Prep Type	Matrix	Method	Prep Batch
480-193831-13	PS13	TCLP	Solid	8270D	610890
480-193831-14	PS14	TCLP	Solid	8270D	610890
480-193831-15	PS15	TCLP	Solid	8270D	610890
480-193831-16	PS16	TCLP	Solid	8270D	610890
480-193831-17	PS17	TCLP	Solid	8270D	610890
480-193831-18	PS18	TCLP	Solid	8270D	610890
480-193831-19	PS19	TCLP	Solid	8270D	610890
480-193831-20	PS20	TCLP	Solid	8270D	610890
480-193831-21	PS21	TCLP	Solid	8270D	610890
480-193831-22	PS22	TCLP	Solid	8270D	610890
480-193831-23	PS23	TCLP	Solid	8270D	610890
LB 480-610766/1-D	Method Blank	TCLP	Solid	8270D	610890
MB 480-610890/1-A	Method Blank	Total/NA	Solid	8270D	610890
LCS 480-610890/2-A	Lab Control Sample	Total/NA	Solid	8270D	610890
LCSD 480-610890/3-A	Lab Control Sample Dup	Total/NA	Solid	8270D	610890

GC VOA

Prep Batch: 610593

Lab Sample ID	Client Sample ID	Prep Type	Matrix	Method	Prep Batch
480-193831-1	PS1	Total/NA	Solid	5035A_H	
480-193831-2	PS2	Total/NA	Solid	5035A_H	
480-193831-3	PS3	Total/NA	Solid	5035A_H	
480-193831-4	PS4	Total/NA	Solid	5035A_H	
480-193831-5	PS5	Total/NA	Solid	5035A_H	
480-193831-6	PS6	Total/NA	Solid	5035A_H	
480-193831-7	PS7	Total/NA	Solid	5035A_H	
480-193831-8	PS8	Total/NA	Solid	5035A_H	
480-193831-9	PS9	Total/NA	Solid	5035A_H	
480-193831-10	PS10	Total/NA	Solid	5035A_H	
480-193831-11	PS11	Total/NA	Solid	5035A_H	
480-193831-12	PS12	Total/NA	Solid	5035A_H	
480-193831-13	PS13	Total/NA	Solid	5035A_H	
480-193831-14	PS14	Total/NA	Solid	5035A_H	
480-193831-15	PS15	Total/NA	Solid	5035A_H	
480-193831-16	PS16	Total/NA	Solid	5035A_H	
480-193831-17	PS17	Total/NA	Solid	5035A_H	
480-193831-18	PS18	Total/NA	Solid	5035A_H	
480-193831-19	PS19	Total/NA	Solid	5035A_H	
480-193831-20	PS20	Total/NA	Solid	5035A_H	
MB 480-610593/1-A	Method Blank	Total/NA	Solid	5035A_H	
LCS 480-610593/2-A	Lab Control Sample	Total/NA	Solid	5035A_H	
480-193831-2 MS	PS2	Total/NA	Solid	5035A_H	
480-193831-2 MSD	PS2	Total/NA	Solid	5035A_H	

Analysis Batch: 610597

Lab Sample ID	Client Sample ID	Prep Type	Matrix	Method	Prep Batch
480-193831-2	PS2	Total/NA	Solid	8015D	610593
480-193831-3	PS3	Total/NA	Solid	8015D	610593
480-193831-4	PS4	Total/NA	Solid	8015D	610593
480-193831-5	PS5	Total/NA	Solid	8015D	610593

GC VOA (Continued)

Analysis Batch: 610597 (Continued)

Lab Sample ID	Client Sample ID	Prep Type	Matrix	Method	Prep Batch
480-193831-6	PS6	Total/NA	Solid	8015D	610593
480-193831-7	PS7	Total/NA	Solid	8015D	610593
480-193831-8	PS8	Total/NA	Solid	8015D	610593
480-193831-9	PS9	Total/NA	Solid	8015D	610593
480-193831-10	PS10	Total/NA	Solid	8015D	610593
480-193831-11	PS11	Total/NA	Solid	8015D	610593
480-193831-12	PS12	Total/NA	Solid	8015D	610593
480-193831-13	PS13	Total/NA	Solid	8015D	610593
480-193831-14	PS14	Total/NA	Solid	8015D	610593
480-193831-15	PS15	Total/NA	Solid	8015D	610593
480-193831-16	PS16	Total/NA	Solid	8015D	610593
480-193831-17	PS17	Total/NA	Solid	8015D	610593
480-193831-18	PS18	Total/NA	Solid	8015D	610593
480-193831-19	PS19	Total/NA	Solid	8015D	610593
480-193831-20	PS20	Total/NA	Solid	8015D	610593
MB 480-610593/1-A	Method Blank	Total/NA	Solid	8015D	610593
LCS 480-610593/2-A	Lab Control Sample	Total/NA	Solid	8015D	610593
480-193831-2 MS	PS2	Total/NA	Solid	8015D	610593
480-193831-2 MSD	PS2	Total/NA	Solid	8015D	610593

Prep Batch: 610683

Lab Sample ID	Client Sample ID	Prep Type	Matrix	Method	Prep Batch
480-193831-21	PS21	Total/NA	Solid	5035A_H	
480-193831-22	PS22	Total/NA	Solid	5035A_H	
480-193831-23	PS23	Total/NA	Solid	5035A_H	
MB 480-610683/1-A	Method Blank	Total/NA	Solid	5035A_H	
LCS 480-610683/2-A	Lab Control Sample	Total/NA	Solid	5035A_H	
480-193831-21 MS	PS21	Total/NA	Solid	5035A_H	
480-193831-21 MSD	PS21	Total/NA	Solid	5035A_H	

Analysis Batch: 610704

Lab Sample ID	Client Sample ID	Prep Type	Matrix	Method	Prep Batch
480-193831-1	PS1	Total/NA	Solid	8015D	610593
480-193831-21	PS21	Total/NA	Solid	8015D	610683
480-193831-22	PS22	Total/NA	Solid	8015D	610683
480-193831-23	PS23	Total/NA	Solid	8015D	610683
MB 480-610683/1-A	Method Blank	Total/NA	Solid	8015D	610683
LCS 480-610683/2-A	Lab Control Sample	Total/NA	Solid	8015D	610683
480-193831-21 MS	PS21	Total/NA	Solid	8015D	610683
480-193831-21 MSD	PS21	Total/NA	Solid	8015D	610683

GC Semi VOA

Prep Batch: 610520

Lab Sample ID	Client Sample ID	Prep Type	Matrix	Method	Prep Batch
480-193831-1	PS1	Total/NA	Solid	3550C	
480-193831-2	PS2	Total/NA	Solid	3550C	
480-193831-3	PS3	Total/NA	Solid	3550C	
480-193831-4	PS4	Total/NA	Solid	3550C	
480-193831-5	PS5	Total/NA	Solid	3550C	
480-193831-6	PS6	Total/NA	Solid	3550C	

GC Semi VOA (Continued)

Prep Batch: 610520 (Continued)

Lab Sample ID	Client Sample ID	Prep Type	Matrix	Method	Prep Batch
480-193831-7	PS7	Total/NA	Solid	3550C	
480-193831-8	PS8	Total/NA	Solid	3550C	
480-193831-9	PS9	Total/NA	Solid	3550C	
480-193831-10	PS10	Total/NA	Solid	3550C	
480-193831-11	PS11	Total/NA	Solid	3550C	
480-193831-12	PS12	Total/NA	Solid	3550C	
480-193831-13	PS13	Total/NA	Solid	3550C	
480-193831-14	PS14	Total/NA	Solid	3550C	
480-193831-15	PS15	Total/NA	Solid	3550C	
MB 480-610520/1-A	Method Blank	Total/NA	Solid	3550C	
LCS 480-610520/2-A	Lab Control Sample	Total/NA	Solid	3550C	

Prep Batch: 610595

Lab Sample ID	Client Sample ID	Prep Type	Matrix	Method	Prep Batch
480-193831-1	PS1	Total/NA	Solid	3550C	
480-193831-2	PS2	Total/NA	Solid	3550C	
480-193831-3	PS3	Total/NA	Solid	3550C	
480-193831-4	PS4	Total/NA	Solid	3550C	
480-193831-5	PS5	Total/NA	Solid	3550C	
480-193831-6	PS6	Total/NA	Solid	3550C	
MB 480-610595/1-A	Method Blank	Total/NA	Solid	3550C	
LCS 480-610595/2-A	Lab Control Sample	Total/NA	Solid	3550C	

Analysis Batch: 610596

Lab Sample ID	Client Sample ID	Prep Type	Matrix	Method	Prep Batch
480-193831-1	PS1	Total/NA	Solid	8015D	610520
480-193831-2	PS2	Total/NA	Solid	8015D	610520
480-193831-3	PS3	Total/NA	Solid	8015D	610520
480-193831-4	PS4	Total/NA	Solid	8015D	610520
480-193831-5	PS5	Total/NA	Solid	8015D	610520
480-193831-6	PS6	Total/NA	Solid	8015D	610520
480-193831-7	PS7	Total/NA	Solid	8015D	610520
480-193831-8	PS8	Total/NA	Solid	8015D	610520
480-193831-9	PS9	Total/NA	Solid	8015D	610520
480-193831-10	PS10	Total/NA	Solid	8015D	610520
480-193831-11	PS11	Total/NA	Solid	8015D	610520
480-193831-12	PS12	Total/NA	Solid	8015D	610520
480-193831-13	PS13	Total/NA	Solid	8015D	610520
480-193831-14	PS14	Total/NA	Solid	8015D	610520
480-193831-15	PS15	Total/NA	Solid	8015D	610520
480-193831-16	PS16	Total/NA	Solid	8015D	610609
480-193831-17	PS17	Total/NA	Solid	8015D	610609
480-193831-18	PS18	Total/NA	Solid	8015D	610609
480-193831-19	PS19	Total/NA	Solid	8015D	610609
480-193831-20	PS20	Total/NA	Solid	8015D	610609
480-193831-21	PS21	Total/NA	Solid	8015D	610609
480-193831-22	PS22	Total/NA	Solid	8015D	610609
480-193831-23	PS23	Total/NA	Solid	8015D	610609
MB 480-610520/1-A	Method Blank	Total/NA	Solid	8015D	610520
MB 480-610609/1-A	Method Blank	Total/NA	Solid	8015D	610609
LCS 480-610520/2-A	Lab Control Sample	Total/NA	Solid	8015D	610520

GC Semi VOA (Continued)

Analysis Batch: 610596 (Continued)

Lab Sample ID	Client Sample ID	Prep Type	Matrix	Method	Prep Batch
LCS 480-610609/2-A	Lab Control Sample	Total/NA	Solid	8015D	610609
480-193831-16 MS	PS16	Total/NA	Solid	8015D	610609
480-193831-16 MSD	PS16	Total/NA	Solid	8015D	610609

Prep Batch: 610609

Lab Sample ID	Client Sample ID	Prep Type	Matrix	Method	Prep Batch
480-193831-16	PS16	Total/NA	Solid	3550C	
480-193831-17	PS17	Total/NA	Solid	3550C	
480-193831-18	PS18	Total/NA	Solid	3550C	
480-193831-19	PS19	Total/NA	Solid	3550C	
480-193831-20	PS20	Total/NA	Solid	3550C	
480-193831-21	PS21	Total/NA	Solid	3550C	
480-193831-22	PS22	Total/NA	Solid	3550C	
480-193831-23	PS23	Total/NA	Solid	3550C	
MB 480-610609/1-A	Method Blank	Total/NA	Solid	3550C	
LCS 480-610609/2-A	Lab Control Sample	Total/NA	Solid	3550C	
480-193831-16 MS	PS16	Total/NA	Solid	3550C	
480-193831-16 MSD	PS16	Total/NA	Solid	3550C	

Leach Batch: 610618

Lab Sample ID	Client Sample ID	Prep Type	Matrix	Method	Prep Batch
480-193831-1	PS1	TCLP	Solid	1311	
480-193831-2	PS2	TCLP	Solid	1311	
480-193831-3	PS3	TCLP	Solid	1311	
480-193831-4	PS4	TCLP	Solid	1311	
480-193831-5	PS5	TCLP	Solid	1311	
480-193831-6	PS6	TCLP	Solid	1311	
480-193831-7	PS7	TCLP	Solid	1311	
480-193831-8	PS8	TCLP	Solid	1311	
480-193831-9	PS9	TCLP	Solid	1311	
480-193831-10	PS10	TCLP	Solid	1311	
480-193831-11	PS11	TCLP	Solid	1311	
480-193831-12	PS12	TCLP	Solid	1311	
LB 480-610618/1-B	Method Blank	TCLP	Solid	1311	
LB 480-610618/1-C	Method Blank	TCLP	Solid	1311	

Prep Batch: 610623

Lab Sample ID	Client Sample ID	Prep Type	Matrix	Method	Prep Batch
480-193831-7	PS7	Total/NA	Solid	3550C	
480-193831-8	PS8	Total/NA	Solid	3550C	
480-193831-9	PS9	Total/NA	Solid	3550C	
480-193831-10	PS10	Total/NA	Solid	3550C	
480-193831-11	PS11	Total/NA	Solid	3550C	
480-193831-12	PS12	Total/NA	Solid	3550C	
480-193831-13	PS13	Total/NA	Solid	3550C	
480-193831-14	PS14	Total/NA	Solid	3550C	
MB 480-610623/1-A	Method Blank	Total/NA	Solid	3550C	
LCS 480-610623/2-A	Lab Control Sample	Total/NA	Solid	3550C	
480-193831-10 MS	PS10	Total/NA	Solid	3550C	
480-193831-10 MSD	PS10	Total/NA	Solid	3550C	

GC Semi VOA

Prep Batch: 610624

Lab Sample ID	Client Sample ID	Prep Type	Matrix	Method	Prep Batch
480-193831-15	PS15	Total/NA	Solid	3550C	
480-193831-16	PS16	Total/NA	Solid	3550C	
480-193831-17	PS17	Total/NA	Solid	3550C	
480-193831-18	PS18	Total/NA	Solid	3550C	
480-193831-19	PS19	Total/NA	Solid	3550C	
480-193831-20	PS20	Total/NA	Solid	3550C	
480-193831-21	PS21	Total/NA	Solid	3550C	
480-193831-22	PS22	Total/NA	Solid	3550C	
480-193831-23	PS23	Total/NA	Solid	3550C	
MB 480-610624/1-A	Method Blank	Total/NA	Solid	3550C	
LCS 480-610624/2-A	Lab Control Sample	Total/NA	Solid	3550C	
480-193831-15 MS	PS15	Total/NA	Solid	3550C	
480-193831-15 MSD	PS15	Total/NA	Solid	3550C	

Analysis Batch: 610658

Lab Sample ID	Client Sample ID	Prep Type	Matrix	Method	Prep Batch
480-193831-1	PS1	Total/NA	Solid	8082A	610595
480-193831-2	PS2	Total/NA	Solid	8082A	610595
480-193831-3	PS3	Total/NA	Solid	8082A	610595
480-193831-4	PS4	Total/NA	Solid	8082A	610595
480-193831-5	PS5	Total/NA	Solid	8082A	610595
480-193831-6	PS6	Total/NA	Solid	8082A	610595
MB 480-610595/1-A	Method Blank	Total/NA	Solid	8082A	610595
LCS 480-610595/2-A	Lab Control Sample	Total/NA	Solid	8082A	610595

Prep Batch: 610727

Lab Sample ID	Client Sample ID	Prep Type	Matrix	Method	Prep Batch
480-193831-1	PS1	TCLP	Solid	3510C	610618
480-193831-2	PS2	TCLP	Solid	3510C	610618
480-193831-3	PS3	TCLP	Solid	3510C	610618
480-193831-4	PS4	TCLP	Solid	3510C	610618
480-193831-5	PS5	TCLP	Solid	3510C	610618
480-193831-6	PS6	TCLP	Solid	3510C	610618
480-193831-7	PS7	TCLP	Solid	3510C	610618
480-193831-8	PS8	TCLP	Solid	3510C	610618
480-193831-9	PS9	TCLP	Solid	3510C	610618
480-193831-10	PS10	TCLP	Solid	3510C	610618
480-193831-11	PS11	TCLP	Solid	3510C	610618
480-193831-12	PS12	TCLP	Solid	3510C	610618
LB 480-610618/1-B	Method Blank	TCLP	Solid	3510C	610618
MB 480-610727/1-A	Method Blank	Total/NA	Solid	3510C	
LCS 480-610727/2-A	Lab Control Sample	Total/NA	Solid	3510C	
LCSD 480-610727/3-A	Lab Control Sample Dup	Total/NA	Solid	3510C	

Prep Batch: 610729

Lab Sample ID	Client Sample ID	Prep Type	Matrix	Method	Prep Batch
480-193831-1	PS1	TCLP	Solid	8151A	610618
480-193831-2	PS2	TCLP	Solid	8151A	610618
480-193831-3	PS3	TCLP	Solid	8151A	610618
480-193831-4	PS4	TCLP	Solid	8151A	610618
480-193831-5	PS5	TCLP	Solid	8151A	610618

GC Semi VOA (Continued)

Prep Batch: 610729 (Continued)

Lab Sample ID	Client Sample ID	Prep Type	Matrix	Method	Prep Batch
480-193831-6	PS6	TCLP	Solid	8151A	610618
480-193831-7	PS7	TCLP	Solid	8151A	610618
480-193831-8	PS8	TCLP	Solid	8151A	610618
480-193831-9	PS9	TCLP	Solid	8151A	610618
480-193831-10	PS10	TCLP	Solid	8151A	610618
480-193831-11	PS11	TCLP	Solid	8151A	610618
480-193831-12	PS12	TCLP	Solid	8151A	610618
LB 480-610618/1-C	Method Blank	TCLP	Solid	8151A	610618
MB 480-610729/1-A	Method Blank	Total/NA	Solid	8151A	
LCS 480-610729/2-A	Lab Control Sample	Total/NA	Solid	8151A	
LCSD 480-610729/3-A	Lab Control Sample Dup	Total/NA	Solid	8151A	

Analysis Batch: 610755

Lab Sample ID	Client Sample ID	Prep Type	Matrix	Method	Prep Batch
480-193831-7	PS7	Total/NA	Solid	8082A	610623
480-193831-8	PS8	Total/NA	Solid	8082A	610623
480-193831-9	PS9	Total/NA	Solid	8082A	610623
480-193831-10	PS10	Total/NA	Solid	8082A	610623
480-193831-11	PS11	Total/NA	Solid	8082A	610623
480-193831-12	PS12	Total/NA	Solid	8082A	610623
480-193831-13	PS13	Total/NA	Solid	8082A	610623
480-193831-14	PS14	Total/NA	Solid	8082A	610623
480-193831-15	PS15	Total/NA	Solid	8082A	610624
480-193831-16	PS16	Total/NA	Solid	8082A	610624
480-193831-17	PS17	Total/NA	Solid	8082A	610624
480-193831-18	PS18	Total/NA	Solid	8082A	610624
480-193831-19	PS19	Total/NA	Solid	8082A	610624
480-193831-20	PS20	Total/NA	Solid	8082A	610624
480-193831-21	PS21	Total/NA	Solid	8082A	610624
480-193831-22	PS22	Total/NA	Solid	8082A	610624
480-193831-23	PS23	Total/NA	Solid	8082A	610624
MB 480-610623/1-A	Method Blank	Total/NA	Solid	8082A	610623
MB 480-610624/1-A	Method Blank	Total/NA	Solid	8082A	610624
LCS 480-610623/2-A	Lab Control Sample	Total/NA	Solid	8082A	610623
LCS 480-610624/2-A	Lab Control Sample	Total/NA	Solid	8082A	610624
480-193831-10 MS	PS10	Total/NA	Solid	8082A	610623
480-193831-10 MSD	PS10	Total/NA	Solid	8082A	610623
480-193831-15 MS	PS15	Total/NA	Solid	8082A	610624
480-193831-15 MSD	PS15	Total/NA	Solid	8082A	610624

Leach Batch: 610766

Lab Sample ID	Client Sample ID	Prep Type	Matrix	Method	Prep Batch
480-193831-13	PS13	TCLP	Solid	1311	
480-193831-14	PS14	TCLP	Solid	1311	
480-193831-15	PS15	TCLP	Solid	1311	
480-193831-16	PS16	TCLP	Solid	1311	
480-193831-17	PS17	TCLP	Solid	1311	
480-193831-18	PS18	TCLP	Solid	1311	
480-193831-19	PS19	TCLP	Solid	1311	
480-193831-20	PS20	TCLP	Solid	1311	
480-193831-21	PS21	TCLP	Solid	1311	

GC Semi VOA (Continued)

Leach Batch: 610766 (Continued)

Lab Sample ID	Client Sample ID	Prep Type	Matrix	Method	Prep Batch
480-193831-22	PS22	TCLP	Solid	1311	
480-193831-23	PS23	TCLP	Solid	1311	
LB 480-610766/1-B	Method Blank	TCLP	Solid	1311	
LB 480-610766/1-F	Method Blank	TCLP	Solid	1311	

Analysis Batch: 610819

Lab Sample ID	Client Sample ID	Prep Type	Matrix	Method	Prep Batch
480-193831-1	PS1	TCLP	Solid	8081B	610727
480-193831-2	PS2	TCLP	Solid	8081B	610727
480-193831-3	PS3	TCLP	Solid	8081B	610727
480-193831-4	PS4	TCLP	Solid	8081B	610727
480-193831-5	PS5	TCLP	Solid	8081B	610727
480-193831-6	PS6	TCLP	Solid	8081B	610727
480-193831-7	PS7	TCLP	Solid	8081B	610727
480-193831-8	PS8	TCLP	Solid	8081B	610727
480-193831-9	PS9	TCLP	Solid	8081B	610727
480-193831-12	PS12	TCLP	Solid	8081B	610727
LB 480-610618/1-B	Method Blank	TCLP	Solid	8081B	610727
MB 480-610727/1-A	Method Blank	Total/NA	Solid	8081B	610727
LCS 480-610727/2-A	Lab Control Sample	Total/NA	Solid	8081B	610727
LCSD 480-610727/3-A	Lab Control Sample Dup	Total/NA	Solid	8081B	610727

Analysis Batch: 610833

Lab Sample ID	Client Sample ID	Prep Type	Matrix	Method	Prep Batch
480-193831-1	PS1	TCLP	Solid	8151	610729
480-193831-2	PS2	TCLP	Solid	8151	610729
480-193831-3	PS3	TCLP	Solid	8151	610729
480-193831-4	PS4	TCLP	Solid	8151	610729
480-193831-5	PS5	TCLP	Solid	8151	610729
480-193831-6	PS6	TCLP	Solid	8151	610729
480-193831-7	PS7	TCLP	Solid	8151	610729
480-193831-8	PS8	TCLP	Solid	8151	610729
480-193831-9	PS9	TCLP	Solid	8151	610729
480-193831-10	PS10	TCLP	Solid	8151	610729
480-193831-11	PS11	TCLP	Solid	8151	610729
480-193831-12	PS12	TCLP	Solid	8151	610729
LB 480-610618/1-C	Method Blank	TCLP	Solid	8151	610729
MB 480-610729/1-A	Method Blank	Total/NA	Solid	8151	610729
LCS 480-610729/2-A	Lab Control Sample	Total/NA	Solid	8151	610729
LCSD 480-610729/3-A	Lab Control Sample Dup	Total/NA	Solid	8151	610729

Prep Batch: 610864

Lab Sample ID	Client Sample ID	Prep Type	Matrix	Method	Prep Batch
480-193831-13	PS13	TCLP	Solid	3510C	610766
480-193831-14	PS14	TCLP	Solid	3510C	610766
480-193831-15	PS15	TCLP	Solid	3510C	610766
480-193831-16	PS16	TCLP	Solid	3510C	610766
480-193831-17	PS17	TCLP	Solid	3510C	610766
480-193831-18	PS18	TCLP	Solid	3510C	610766
480-193831-19	PS19	TCLP	Solid	3510C	610766
480-193831-20	PS20	TCLP	Solid	3510C	610766

GC Semi VOA (Continued)

Prep Batch: 610864 (Continued)

Lab Sample ID	Client Sample ID	Prep Type	Matrix	Method	Prep Batch
480-193831-21	PS21	TCLP	Solid	3510C	610766
480-193831-22	PS22	TCLP	Solid	3510C	610766
480-193831-23	PS23	TCLP	Solid	3510C	610766
LB 480-610766/1-B	Method Blank	TCLP	Solid	3510C	610766
MB 480-610864/1-A	Method Blank	Total/NA	Solid	3510C	
LCS 480-610864/2-A	Lab Control Sample	Total/NA	Solid	3510C	
LCSD 480-610864/3-A	Lab Control Sample Dup	Total/NA	Solid	3510C	

Analysis Batch: 610920

Lab Sample ID	Client Sample ID	Prep Type	Matrix	Method	Prep Batch
480-193831-10	PS10	TCLP	Solid	8081B	610727
480-193831-11	PS11	TCLP	Solid	8081B	610727
480-193831-13	PS13	TCLP	Solid	8081B	610864
480-193831-14	PS14	TCLP	Solid	8081B	610864
480-193831-15	PS15	TCLP	Solid	8081B	610864
480-193831-16	PS16	TCLP	Solid	8081B	610864
480-193831-17	PS17	TCLP	Solid	8081B	610864
480-193831-18	PS18	TCLP	Solid	8081B	610864
480-193831-19	PS19	TCLP	Solid	8081B	610864
480-193831-20	PS20	TCLP	Solid	8081B	610864
480-193831-21	PS21	TCLP	Solid	8081B	610864
480-193831-22	PS22	TCLP	Solid	8081B	610864
480-193831-23	PS23	TCLP	Solid	8081B	610864
LB 480-610766/1-B	Method Blank	TCLP	Solid	8081B	610864
MB 480-610864/1-A	Method Blank	Total/NA	Solid	8081B	610864
LCS 480-610864/2-A	Lab Control Sample	Total/NA	Solid	8081B	610864
LCSD 480-610864/3-A	Lab Control Sample Dup	Total/NA	Solid	8081B	610864

Prep Batch: 610943

Lab Sample ID	Client Sample ID	Prep Type	Matrix	Method	Prep Batch
480-193831-13	PS13	TCLP	Solid	8151A	610766
480-193831-14	PS14	TCLP	Solid	8151A	610766
480-193831-15	PS15	TCLP	Solid	8151A	610766
480-193831-16	PS16	TCLP	Solid	8151A	610766
480-193831-17	PS17	TCLP	Solid	8151A	610766
480-193831-18	PS18	TCLP	Solid	8151A	610766
480-193831-19	PS19	TCLP	Solid	8151A	610766
480-193831-20	PS20	TCLP	Solid	8151A	610766
480-193831-21	PS21	TCLP	Solid	8151A	610766
480-193831-22	PS22	TCLP	Solid	8151A	610766
480-193831-23	PS23	TCLP	Solid	8151A	610766
LB 480-610766/1-F	Method Blank	TCLP	Solid	8151A	610766
MB 480-610943/1-A	Method Blank	Total/NA	Solid	8151A	
LCS 480-610943/2-A	Lab Control Sample	Total/NA	Solid	8151A	
LCSD 480-610943/3-A	Lab Control Sample Dup	Total/NA	Solid	8151A	

Analysis Batch: 611060

Lab Sample ID	Client Sample ID	Prep Type	Matrix	Method	Prep Batch
480-193831-13	PS13	TCLP	Solid	8151	610943
480-193831-14	PS14	TCLP	Solid	8151	610943
480-193831-15	PS15	TCLP	Solid	8151	610943

GC Semi VOA (Continued)

Analysis Batch: 611060 (Continued)

Lab Sample ID	Client Sample ID	Prep Type	Matrix	Method	Prep Batch
480-193831-16	PS16	TCLP	Solid	8151	610943
480-193831-17	PS17	TCLP	Solid	8151	610943
480-193831-18	PS18	TCLP	Solid	8151	610943
480-193831-19	PS19	TCLP	Solid	8151	610943
480-193831-20	PS20	TCLP	Solid	8151	610943
480-193831-21	PS21	TCLP	Solid	8151	610943
480-193831-22	PS22	TCLP	Solid	8151	610943
480-193831-23	PS23	TCLP	Solid	8151	610943
LB 480-610766/1-F	Method Blank	TCLP	Solid	8151	610943
MB 480-610943/1-A	Method Blank	Total/NA	Solid	8151	610943
LCS 480-610943/2-A	Lab Control Sample	Total/NA	Solid	8151	610943
LCSD 480-610943/3-A	Lab Control Sample Dup	Total/NA	Solid	8151	610943

Metals

Leach Batch: 610618

Lab Sample ID	Client Sample ID	Prep Type	Matrix	Method	Prep Batch
480-193831-1	PS1	TCLP	Solid	1311	
480-193831-2	PS2	TCLP	Solid	1311	
480-193831-3	PS3	TCLP	Solid	1311	
480-193831-4	PS4	TCLP	Solid	1311	
480-193831-5	PS5	TCLP	Solid	1311	
480-193831-6	PS6	TCLP	Solid	1311	
480-193831-7	PS7	TCLP	Solid	1311	
480-193831-8	PS8	TCLP	Solid	1311	
480-193831-9	PS9	TCLP	Solid	1311	
480-193831-10	PS10	TCLP	Solid	1311	
480-193831-11	PS11	TCLP	Solid	1311	
480-193831-12	PS12	TCLP	Solid	1311	
LB 480-610618/1-D	Method Blank	TCLP	Solid	1311	
LB 480-610618/1-E	Method Blank	TCLP	Solid	1311	
480-193831-2 MS	PS2	TCLP	Solid	1311	
480-193831-2 MSD	PS2	TCLP	Solid	1311	

Prep Batch: 610730

Lab Sample ID	Client Sample ID	Prep Type	Matrix	Method	Prep Batch
480-193831-1	PS1	TCLP	Solid	3010A	610618
480-193831-2	PS2	TCLP	Solid	3010A	610618
480-193831-3	PS3	TCLP	Solid	3010A	610618
480-193831-4	PS4	TCLP	Solid	3010A	610618
480-193831-5	PS5	TCLP	Solid	3010A	610618
480-193831-6	PS6	TCLP	Solid	3010A	610618
480-193831-7	PS7	TCLP	Solid	3010A	610618
480-193831-8	PS8	TCLP	Solid	3010A	610618
480-193831-9	PS9	TCLP	Solid	3010A	610618
480-193831-10	PS10	TCLP	Solid	3010A	610618
480-193831-11	PS11	TCLP	Solid	3010A	610618
480-193831-12	PS12	TCLP	Solid	3010A	610618
LB 480-610618/1-D	Method Blank	TCLP	Solid	3010A	610618
MB 480-610730/2-A	Method Blank	Total/NA	Solid	3010A	
LCS 480-610730/3-A	Lab Control Sample	Total/NA	Solid	3010A	

Metals (Continued)

Prep Batch: 610730 (Continued)

Lab Sample ID	Client Sample ID	Prep Type	Matrix	Method	Prep Batch
480-193831-2 MS	PS2	TCLP	Solid	3010A	610618
480-193831-2 MSD	PS2	TCLP	Solid	3010A	610618

Prep Batch: 610740

Lab Sample ID	Client Sample ID	Prep Type	Matrix	Method	Prep Batch
480-193831-1	PS1	TCLP	Solid	7470A	610618
480-193831-2	PS2	TCLP	Solid	7470A	610618
480-193831-3	PS3	TCLP	Solid	7470A	610618
480-193831-4	PS4	TCLP	Solid	7470A	610618
480-193831-5	PS5	TCLP	Solid	7470A	610618
480-193831-6	PS6	TCLP	Solid	7470A	610618
480-193831-7	PS7	TCLP	Solid	7470A	610618
480-193831-8	PS8	TCLP	Solid	7470A	610618
480-193831-9	PS9	TCLP	Solid	7470A	610618
480-193831-10	PS10	TCLP	Solid	7470A	610618
480-193831-11	PS11	TCLP	Solid	7470A	610618
480-193831-12	PS12	TCLP	Solid	7470A	610618
LB 480-610618/1-E	Method Blank	TCLP	Solid	7470A	610618
MB 480-610740/2-A	Method Blank	Total/NA	Solid	7470A	
LCS 480-610740/3-A	Lab Control Sample	Total/NA	Solid	7470A	
480-193831-2 MS	PS2	TCLP	Solid	7470A	610618
480-193831-2 MSD	PS2	TCLP	Solid	7470A	610618

Leach Batch: 610766

Lab Sample ID	Client Sample ID	Prep Type	Matrix	Method	Prep Batch
480-193831-13	PS13	TCLP	Solid	1311	
480-193831-14	PS14	TCLP	Solid	1311	
480-193831-15	PS15	TCLP	Solid	1311	
480-193831-16	PS16	TCLP	Solid	1311	
480-193831-17	PS17	TCLP	Solid	1311	
480-193831-18	PS18	TCLP	Solid	1311	
480-193831-19	PS19	TCLP	Solid	1311	
480-193831-20	PS20	TCLP	Solid	1311	
480-193831-21	PS21	TCLP	Solid	1311	
480-193831-22	PS22	TCLP	Solid	1311	
480-193831-23	PS23	TCLP	Solid	1311	
LB 480-610766/1-C	Method Blank	TCLP	Solid	1311	
LB 480-610766/1-H	Method Blank	TCLP	Solid	1311	

Analysis Batch: 610781

Lab Sample ID	Client Sample ID	Prep Type	Matrix	Method	Prep Batch
480-193831-1	PS1	TCLP	Solid	7470A	610740
480-193831-2	PS2	TCLP	Solid	7470A	610740
480-193831-3	PS3	TCLP	Solid	7470A	610740
480-193831-4	PS4	TCLP	Solid	7470A	610740
480-193831-5	PS5	TCLP	Solid	7470A	610740
480-193831-6	PS6	TCLP	Solid	7470A	610740
480-193831-7	PS7	TCLP	Solid	7470A	610740
480-193831-8	PS8	TCLP	Solid	7470A	610740
480-193831-9	PS9	TCLP	Solid	7470A	610740
480-193831-10	PS10	TCLP	Solid	7470A	610740

Metals (Continued)

Analysis Batch: 610781 (Continued)

Lab Sample ID	Client Sample ID	Prep Type	Matrix	Method	Prep Batch
480-193831-11	PS11	TCLP	Solid	7470A	610740
480-193831-12	PS12	TCLP	Solid	7470A	610740
LB 480-610618/1-E	Method Blank	TCLP	Solid	7470A	610740
MB 480-610740/2-A	Method Blank	Total/NA	Solid	7470A	610740
LCS 480-610740/3-A	Lab Control Sample	Total/NA	Solid	7470A	610740
480-193831-2 MS	PS2	TCLP	Solid	7470A	610740
480-193831-2 MSD	PS2	TCLP	Solid	7470A	610740

Analysis Batch: 610843

Lab Sample ID	Client Sample ID	Prep Type	Matrix	Method	Prep Batch
480-193831-1	PS1	TCLP	Solid	6010C	610730
480-193831-2	PS2	TCLP	Solid	6010C	610730
480-193831-3	PS3	TCLP	Solid	6010C	610730
480-193831-4	PS4	TCLP	Solid	6010C	610730
480-193831-5	PS5	TCLP	Solid	6010C	610730
480-193831-6	PS6	TCLP	Solid	6010C	610730
480-193831-7	PS7	TCLP	Solid	6010C	610730
480-193831-8	PS8	TCLP	Solid	6010C	610730
480-193831-9	PS9	TCLP	Solid	6010C	610730
480-193831-10	PS10	TCLP	Solid	6010C	610730
480-193831-11	PS11	TCLP	Solid	6010C	610730
480-193831-12	PS12	TCLP	Solid	6010C	610730
LB 480-610618/1-D	Method Blank	TCLP	Solid	6010C	610730
MB 480-610730/2-A	Method Blank	Total/NA	Solid	6010C	610730
LCS 480-610730/3-A	Lab Control Sample	Total/NA	Solid	6010C	610730
480-193831-2 MS	PS2	TCLP	Solid	6010C	610730
480-193831-2 MSD	PS2	TCLP	Solid	6010C	610730

Prep Batch: 610865

Lab Sample ID	Client Sample ID	Prep Type	Matrix	Method	Prep Batch
480-193831-13	PS13	TCLP	Solid	3010A	610766
480-193831-14	PS14	TCLP	Solid	3010A	610766
480-193831-15	PS15	TCLP	Solid	3010A	610766
480-193831-16	PS16	TCLP	Solid	3010A	610766
480-193831-17	PS17	TCLP	Solid	3010A	610766
480-193831-18	PS18	TCLP	Solid	3010A	610766
480-193831-19	PS19	TCLP	Solid	3010A	610766
480-193831-20	PS20	TCLP	Solid	3010A	610766
480-193831-21	PS21	TCLP	Solid	3010A	610766
480-193831-22	PS22	TCLP	Solid	3010A	610766
480-193831-23	PS23	TCLP	Solid	3010A	610766
LB 480-610766/1-C	Method Blank	TCLP	Solid	3010A	610766
MB 480-610865/2-A	Method Blank	Total/NA	Solid	3010A	
LCS 480-610865/3-A	Lab Control Sample	Total/NA	Solid	3010A	

Analysis Batch: 611065

Lab Sample ID	Client Sample ID	Prep Type	Matrix	Method	Prep Batch
480-193831-13	PS13	TCLP	Solid	6010C	610865
480-193831-14	PS14	TCLP	Solid	6010C	610865
480-193831-15	PS15	TCLP	Solid	6010C	610865
480-193831-16	PS16	TCLP	Solid	6010C	610865

Metals (Continued)

Analysis Batch: 611065 (Continued)

Lab Sample ID	Client Sample ID	Prep Type	Matrix	Method	Prep Batch
480-193831-17	PS17	TCLP	Solid	6010C	610865
480-193831-18	PS18	TCLP	Solid	6010C	610865
480-193831-19	PS19	TCLP	Solid	6010C	610865
480-193831-20	PS20	TCLP	Solid	6010C	610865
480-193831-21	PS21	TCLP	Solid	6010C	610865
480-193831-22	PS22	TCLP	Solid	6010C	610865
480-193831-23	PS23	TCLP	Solid	6010C	610865
LB 480-610766/1-C	Method Blank	TCLP	Solid	6010C	610865
MB 480-610865/2-A	Method Blank	Total/NA	Solid	6010C	610865
LCS 480-610865/3-A	Lab Control Sample	Total/NA	Solid	6010C	610865

Prep Batch: 611516

Lab Sample ID	Client Sample ID	Prep Type	Matrix	Method	Prep Batch
480-193831-13	PS13	TCLP	Solid	7470A	610766
480-193831-14	PS14	TCLP	Solid	7470A	610766
480-193831-15	PS15	TCLP	Solid	7470A	610766
480-193831-16	PS16	TCLP	Solid	7470A	610766
480-193831-17	PS17	TCLP	Solid	7470A	610766
480-193831-18	PS18	TCLP	Solid	7470A	610766
480-193831-19	PS19	TCLP	Solid	7470A	610766
480-193831-20	PS20	TCLP	Solid	7470A	610766
480-193831-21	PS21	TCLP	Solid	7470A	610766
480-193831-22	PS22	TCLP	Solid	7470A	610766
480-193831-23	PS23	TCLP	Solid	7470A	610766
LB 480-610766/1-H	Method Blank	TCLP	Solid	7470A	610766
MB 480-611516/2-A	Method Blank	Total/NA	Solid	7470A	
LCS 480-611516/3-A	Lab Control Sample	Total/NA	Solid	7470A	
LCSD 480-611516/4-A	Lab Control Sample Dup	Total/NA	Solid	7470A	

Analysis Batch: 611585

Lab Sample ID	Client Sample ID	Prep Type	Matrix	Method	Prep Batch
480-193831-13	PS13	TCLP	Solid	7470A	611516
480-193831-14	PS14	TCLP	Solid	7470A	611516
480-193831-15	PS15	TCLP	Solid	7470A	611516
480-193831-16	PS16	TCLP	Solid	7470A	611516
480-193831-17	PS17	TCLP	Solid	7470A	611516
480-193831-18	PS18	TCLP	Solid	7470A	611516
480-193831-19	PS19	TCLP	Solid	7470A	611516
480-193831-20	PS20	TCLP	Solid	7470A	611516
480-193831-21	PS21	TCLP	Solid	7470A	611516
480-193831-22	PS22	TCLP	Solid	7470A	611516
480-193831-23	PS23	TCLP	Solid	7470A	611516
LB 480-610766/1-H	Method Blank	TCLP	Solid	7470A	611516
MB 480-611516/2-A	Method Blank	Total/NA	Solid	7470A	611516
LCS 480-611516/3-A	Lab Control Sample	Total/NA	Solid	7470A	611516
LCSD 480-611516/4-A	Lab Control Sample Dup	Total/NA	Solid	7470A	611516

General Chemistry

Analysis Batch: 610558

Lab Sample ID	Client Sample ID	Prep Type	Matrix	Method	Prep Batch
480-193831-1	PS1	Total/NA	Solid	Moisture	
480-193831-2	PS2	Total/NA	Solid	Moisture	
480-193831-3	PS3	Total/NA	Solid	Moisture	
480-193831-4	PS4	Total/NA	Solid	Moisture	
480-193831-5	PS5	Total/NA	Solid	Moisture	
480-193831-6	PS6	Total/NA	Solid	Moisture	
480-193831-7	PS7	Total/NA	Solid	Moisture	
480-193831-8	PS8	Total/NA	Solid	Moisture	
480-193831-9	PS9	Total/NA	Solid	Moisture	
480-193831-10	PS10	Total/NA	Solid	Moisture	
480-193831-11	PS11	Total/NA	Solid	Moisture	
480-193831-12	PS12	Total/NA	Solid	Moisture	
480-193831-13	PS13	Total/NA	Solid	Moisture	
480-193831-14	PS14	Total/NA	Solid	Moisture	
480-193831-15	PS15	Total/NA	Solid	Moisture	
480-193831-16	PS16	Total/NA	Solid	Moisture	
480-193831-17	PS17	Total/NA	Solid	Moisture	
480-193831-18	PS18	Total/NA	Solid	Moisture	
480-193831-19	PS19	Total/NA	Solid	Moisture	
480-193831-20	PS20	Total/NA	Solid	Moisture	
480-193831-21	PS21	Total/NA	Solid	Moisture	
480-193831-22	PS22	Total/NA	Solid	Moisture	
480-193831-23	PS23	Total/NA	Solid	Moisture	

Prep Batch: 610656

Lab Sample ID	Client Sample ID	Prep Type	Matrix	Method	Prep Batch
480-193831-1	PS1	Total/NA	Solid	7.3.4	
480-193831-2	PS2	Total/NA	Solid	7.3.4	
480-193831-3	PS3	Total/NA	Solid	7.3.4	
480-193831-4	PS4	Total/NA	Solid	7.3.4	
480-193831-5	PS5	Total/NA	Solid	7.3.4	
480-193831-6	PS6	Total/NA	Solid	7.3.4	
480-193831-7	PS7	Total/NA	Solid	7.3.4	
480-193831-8	PS8	Total/NA	Solid	7.3.4	
480-193831-9	PS9	Total/NA	Solid	7.3.4	
480-193831-10	PS10	Total/NA	Solid	7.3.4	
MB 480-610656/1-A	Method Blank	Total/NA	Solid	7.3.4	
LCS 480-610656/2-A	Lab Control Sample	Total/NA	Solid	7.3.4	

Analysis Batch: 610668

Lab Sample ID	Client Sample ID	Prep Type	Matrix	Method	Prep Batch
480-193831-1	PS1	Total/NA	Solid	9034	610656
480-193831-2	PS2	Total/NA	Solid	9034	610656
480-193831-3	PS3	Total/NA	Solid	9034	610656
480-193831-4	PS4	Total/NA	Solid	9034	610656
480-193831-5	PS5	Total/NA	Solid	9034	610656
480-193831-6	PS6	Total/NA	Solid	9034	610656
480-193831-7	PS7	Total/NA	Solid	9034	610656
480-193831-8	PS8	Total/NA	Solid	9034	610656
480-193831-9	PS9	Total/NA	Solid	9034	610656
480-193831-10	PS10	Total/NA	Solid	9034	610656

General Chemistry (Continued)

Analysis Batch: 610668 (Continued)

Lab Sample ID	Client Sample ID	Prep Type	Matrix	Method	Prep Batch
MB 480-610656/1-A	Method Blank	Total/NA	Solid	9034	610656
LCS 480-610656/2-A	Lab Control Sample	Total/NA	Solid	9034	610656

Prep Batch: 610692

Lab Sample ID	Client Sample ID	Prep Type	Matrix	Method	Prep Batch
480-193831-1	PS1	Total/NA	Solid	7.3.3	
480-193831-2	PS2	Total/NA	Solid	7.3.3	
480-193831-3	PS3	Total/NA	Solid	7.3.3	
480-193831-4	PS4	Total/NA	Solid	7.3.3	
480-193831-5	PS5	Total/NA	Solid	7.3.3	
480-193831-6	PS6	Total/NA	Solid	7.3.3	
480-193831-7	PS7	Total/NA	Solid	7.3.3	
480-193831-8	PS8	Total/NA	Solid	7.3.3	
480-193831-9	PS9	Total/NA	Solid	7.3.3	
480-193831-10	PS10	Total/NA	Solid	7.3.3	
MB 480-610692/1-A	Method Blank	Total/NA	Solid	7.3.3	
LCS 480-610692/2-A	Lab Control Sample	Total/NA	Solid	7.3.3	

Analysis Batch: 610701

Lab Sample ID	Client Sample ID	Prep Type	Matrix	Method	Prep Batch
480-193831-1	PS1	Total/NA	Solid	9045C	
480-193831-2	PS2	Total/NA	Solid	9045C	
480-193831-3	PS3	Total/NA	Solid	9045C	
480-193831-4	PS4	Total/NA	Solid	9045C	
480-193831-5	PS5	Total/NA	Solid	9045C	
480-193831-6	PS6	Total/NA	Solid	9045C	
480-193831-7	PS7	Total/NA	Solid	9045C	
480-193831-8	PS8	Total/NA	Solid	9045C	
480-193831-9	PS9	Total/NA	Solid	9045C	
LCS 480-610701/1	Lab Control Sample	Total/NA	Solid	9045C	
480-193831-1 DU	PS1	Total/NA	Solid	9045C	

Analysis Batch: 610758

Lab Sample ID	Client Sample ID	Prep Type	Matrix	Method	Prep Batch
480-193831-10	PS10	Total/NA	Solid	9045C	
480-193831-11	PS11	Total/NA	Solid	9045C	
480-193831-12	PS12	Total/NA	Solid	9045C	
480-193831-13	PS13	Total/NA	Solid	9045C	
480-193831-14	PS14	Total/NA	Solid	9045C	
480-193831-15	PS15	Total/NA	Solid	9045C	
480-193831-16	PS16	Total/NA	Solid	9045C	
480-193831-17	PS17	Total/NA	Solid	9045C	
480-193831-18	PS18	Total/NA	Solid	9045C	
480-193831-19	PS19	Total/NA	Solid	9045C	
480-193831-20	PS20	Total/NA	Solid	9045C	
480-193831-21	PS21	Total/NA	Solid	9045C	
480-193831-22	PS22	Total/NA	Solid	9045C	
480-193831-23	PS23	Total/NA	Solid	9045C	
LCS 480-610758/1	Lab Control Sample	Total/NA	Solid	9045C	
480-193831-10 DU	PS10	Total/NA	Solid	9045C	
480-193831-19 DU	PS19	Total/NA	Solid	9045C	

General Chemistry

Analysis Batch: 610759

Lab Sample ID	Client Sample ID	Prep Type	Matrix	Method	Prep Batch
480-193831-1	PS1	Total/NA	Solid	9012	610692
480-193831-2	PS2	Total/NA	Solid	9012	610692
480-193831-3	PS3	Total/NA	Solid	9012	610692
480-193831-4	PS4	Total/NA	Solid	9012	610692
480-193831-5	PS5	Total/NA	Solid	9012	610692
480-193831-6	PS6	Total/NA	Solid	9012	610692
480-193831-7	PS7	Total/NA	Solid	9012	610692
480-193831-8	PS8	Total/NA	Solid	9012	610692
480-193831-9	PS9	Total/NA	Solid	9012	610692
480-193831-10	PS10	Total/NA	Solid	9012	610692
MB 480-610692/1-A	Method Blank	Total/NA	Solid	9012	610692
LCS 480-610692/2-A	Lab Control Sample	Total/NA	Solid	9012	610692

Prep Batch: 610762

Lab Sample ID	Client Sample ID	Prep Type	Matrix	Method	Prep Batch
480-193831-11	PS11	Total/NA	Solid	7.3.4	
480-193831-12	PS12	Total/NA	Solid	7.3.4	
480-193831-13	PS13	Total/NA	Solid	7.3.4	
480-193831-14	PS14	Total/NA	Solid	7.3.4	
480-193831-15	PS15	Total/NA	Solid	7.3.4	
480-193831-16	PS16	Total/NA	Solid	7.3.4	
480-193831-17	PS17	Total/NA	Solid	7.3.4	
480-193831-18	PS18	Total/NA	Solid	7.3.4	
480-193831-19	PS19	Total/NA	Solid	7.3.4	
480-193831-20	PS20	Total/NA	Solid	7.3.4	
480-193831-21	PS21	Total/NA	Solid	7.3.4	
MB 480-610762/1-A	Method Blank	Total/NA	Solid	7.3.4	
LCS 480-610762/2-A	Lab Control Sample	Total/NA	Solid	7.3.4	
480-193831-11 DU	PS11	Total/NA	Solid	7.3.4	

Prep Batch: 610764

Lab Sample ID	Client Sample ID	Prep Type	Matrix	Method	Prep Batch
480-193831-11	PS11	Total/NA	Solid	7.3.3	
480-193831-12	PS12	Total/NA	Solid	7.3.3	
480-193831-13	PS13	Total/NA	Solid	7.3.3	
480-193831-14	PS14	Total/NA	Solid	7.3.3	
480-193831-15	PS15	Total/NA	Solid	7.3.3	
480-193831-16	PS16	Total/NA	Solid	7.3.3	
480-193831-17	PS17	Total/NA	Solid	7.3.3	
480-193831-18	PS18	Total/NA	Solid	7.3.3	
480-193831-19	PS19	Total/NA	Solid	7.3.3	
480-193831-20	PS20	Total/NA	Solid	7.3.3	
480-193831-21	PS21	Total/NA	Solid	7.3.3	
MB 480-610764/1-A	Method Blank	Total/NA	Solid	7.3.3	
LCS 480-610764/2-A	Lab Control Sample	Total/NA	Solid	7.3.3	
480-193831-11 DU	PS11	Total/NA	Solid	7.3.3	

Analysis Batch: 610773

Lab Sample ID	Client Sample ID	Prep Type	Matrix	Method	Prep Batch
480-193831-11	PS11	Total/NA	Solid	9034	610762
480-193831-12	PS12	Total/NA	Solid	9034	610762

General Chemistry (Continued)

Analysis Batch: 610773 (Continued)

Lab Sample ID	Client Sample ID	Prep Type	Matrix	Method	Prep Batch
480-193831-13	PS13	Total/NA	Solid	9034	610762
480-193831-14	PS14	Total/NA	Solid	9034	610762
480-193831-15	PS15	Total/NA	Solid	9034	610762
480-193831-16	PS16	Total/NA	Solid	9034	610762
480-193831-17	PS17	Total/NA	Solid	9034	610762
480-193831-18	PS18	Total/NA	Solid	9034	610762
480-193831-19	PS19	Total/NA	Solid	9034	610762
480-193831-20	PS20	Total/NA	Solid	9034	610762
480-193831-21	PS21	Total/NA	Solid	9034	610762
MB 480-610762/1-A	Method Blank	Total/NA	Solid	9034	610762
LCS 480-610762/2-A	Lab Control Sample	Total/NA	Solid	9034	610762
480-193831-11 DU	PS11	Total/NA	Solid	9034	610762

Analysis Batch: 610861

Lab Sample ID	Client Sample ID	Prep Type	Matrix	Method	Prep Batch
480-193831-11	PS11	Total/NA	Solid	9012	610764
480-193831-12	PS12	Total/NA	Solid	9012	610764
480-193831-13	PS13	Total/NA	Solid	9012	610764
480-193831-14	PS14	Total/NA	Solid	9012	610764
480-193831-15	PS15	Total/NA	Solid	9012	610764
480-193831-16	PS16	Total/NA	Solid	9012	610764
480-193831-17	PS17	Total/NA	Solid	9012	610764
480-193831-18	PS18	Total/NA	Solid	9012	610764
480-193831-19	PS19	Total/NA	Solid	9012	610764
480-193831-20	PS20	Total/NA	Solid	9012	610764
480-193831-21	PS21	Total/NA	Solid	9012	610764
MB 480-610764/1-A	Method Blank	Total/NA	Solid	9012	610764
LCS 480-610764/2-A	Lab Control Sample	Total/NA	Solid	9012	610764
480-193831-11 DU	PS11	Total/NA	Solid	9012	610764

Prep Batch: 610885

Lab Sample ID	Client Sample ID	Prep Type	Matrix	Method	Prep Batch
480-193831-22	PS22	Total/NA	Solid	7.3.4	
MB 480-610885/1-A	Method Blank	Total/NA	Solid	7.3.4	
LCS 480-610885/2-A	Lab Control Sample	Total/NA	Solid	7.3.4	

Analysis Batch: 610886

Lab Sample ID	Client Sample ID	Prep Type	Matrix	Method	Prep Batch
480-193831-22	PS22	Total/NA	Solid	9034	610885
MB 480-610885/1-A	Method Blank	Total/NA	Solid	9034	610885
LCS 480-610885/2-A	Lab Control Sample	Total/NA	Solid	9034	610885

Prep Batch: 610888

Lab Sample ID	Client Sample ID	Prep Type	Matrix	Method	Prep Batch
480-193831-22	PS22	Total/NA	Solid	7.3.3	
MB 480-610888/1-A	Method Blank	Total/NA	Solid	7.3.3	
LCS 480-610888/2-A	Lab Control Sample	Total/NA	Solid	7.3.3	
480-193831-21 DU	PS21	Total/NA	Solid	7.3.3	

General Chemistry

Analysis Batch: 610967

Lab Sample ID	Client Sample ID	Prep Type	Matrix	Method	Prep Batch
480-193831-22	PS22	Total/NA	Solid	9012	610888
MB 480-610888/1-A	Method Blank	Total/NA	Solid	9012	610888
LCS 480-610888/2-A	Lab Control Sample	Total/NA	Solid	9012	610888
480-193831-21 DU	PS21	Total/NA	Solid	9012	610888

Prep Batch: 610987

Lab Sample ID	Client Sample ID	Prep Type	Matrix	Method	Prep Batch
480-193831-23	PS23	Total/NA	Solid	7.3.3	
MB 480-610987/1-A	Method Blank	Total/NA	Solid	7.3.3	
LCS 480-610987/2-A	Lab Control Sample	Total/NA	Solid	7.3.3	
480-193831-23 DU	PS23	Total/NA	Solid	7.3.3	

Prep Batch: 610992

Lab Sample ID	Client Sample ID	Prep Type	Matrix	Method	Prep Batch
480-193831-23	PS23	Total/NA	Solid	7.3.4	
MB 480-610992/1-A	Method Blank	Total/NA	Solid	7.3.4	
LCS 480-610992/2-A	Lab Control Sample	Total/NA	Solid	7.3.4	
480-193831-23 DU	PS23	Total/NA	Solid	7.3.4	

Analysis Batch: 611003

Lab Sample ID	Client Sample ID	Prep Type	Matrix	Method	Prep Batch
480-193831-23	PS23	Total/NA	Solid	9012	610987
MB 480-610987/1-A	Method Blank	Total/NA	Solid	9012	610987
LCS 480-610987/2-A	Lab Control Sample	Total/NA	Solid	9012	610987
480-193831-23 DU	PS23	Total/NA	Solid	9012	610987

Analysis Batch: 611057

Lab Sample ID	Client Sample ID	Prep Type	Matrix	Method	Prep Batch
480-193831-23	PS23	Total/NA	Solid	9034	610992
MB 480-610992/1-A	Method Blank	Total/NA	Solid	9034	610992
LCS 480-610992/2-A	Lab Control Sample	Total/NA	Solid	9034	610992
480-193831-23 DU	PS23	Total/NA	Solid	9034	610992

Analysis Batch: 611178

Lab Sample ID	Client Sample ID	Prep Type	Matrix	Method	Prep Batch
480-193831-1	PS1	Total/NA	Solid	1010A	
480-193831-5	PS5	Total/NA	Solid	1010A	
480-193831-8	PS8	Total/NA	Solid	1010A	
480-193831-10	PS10	Total/NA	Solid	1010A	
LCS 480-611178/1	Lab Control Sample	Total/NA	Solid	1010A	
480-193831-1 DU	PS1	Total/NA	Solid	1010A	

Analysis Batch: 611179

Lab Sample ID	Client Sample ID	Prep Type	Matrix	Method	Prep Batch
480-193831-2	PS2	Total/NA	Solid	1010A	
480-193831-3	PS3	Total/NA	Solid	1010A	
480-193831-4	PS4	Total/NA	Solid	1010A	
480-193831-6	PS6	Total/NA	Solid	1010A	
480-193831-7	PS7	Total/NA	Solid	1010A	
480-193831-9	PS9	Total/NA	Solid	1010A	
480-193831-11	PS11	Total/NA	Solid	1010A	

General Chemistry (Continued)

Analysis Batch: 611179 (Continued)

Lab Sample ID	Client Sample ID	Prep Type	Matrix	Method	Prep Batch
LCS 480-611179/1	Lab Control Sample	Total/NA	Solid	1010A	
480-193831-2 DU	PS2	Total/NA	Solid	1010A	

Analysis Batch: 611277

Lab Sample ID	Client Sample ID	Prep Type	Matrix	Method	Prep Batch
480-193831-12	PS12	Total/NA	Solid	1010A	
480-193831-13	PS13	Total/NA	Solid	1010A	
480-193831-14	PS14	Total/NA	Solid	1010A	
480-193831-16	PS16	Total/NA	Solid	1010A	
480-193831-18	PS18	Total/NA	Solid	1010A	
480-193831-19	PS19	Total/NA	Solid	1010A	
480-193831-23	PS23	Total/NA	Solid	1010A	
LCS 480-611277/1	Lab Control Sample	Total/NA	Solid	1010A	
480-193831-12 DU	PS12	Total/NA	Solid	1010A	

Analysis Batch: 611283

Lab Sample ID	Client Sample ID	Prep Type	Matrix	Method	Prep Batch
480-193831-15	PS15	Total/NA	Solid	1010A	
480-193831-17	PS17	Total/NA	Solid	1010A	
480-193831-20	PS20	Total/NA	Solid	1010A	
480-193831-22	PS22	Total/NA	Solid	1010A	
LCS 480-611283/1	Lab Control Sample	Total/NA	Solid	1010A	
480-193831-11 DU	PS11	Total/NA	Solid	1010A	

Analysis Batch: 611550

Lab Sample ID	Client Sample ID	Prep Type	Matrix	Method	Prep Batch
480-193831-21	PS21	Total/NA	Solid	1010A	
LCS 480-611550/1	Lab Control Sample	Total/NA	Solid	1010A	
480-193831-21 DU	PS21	Total/NA	Solid	1010A	

Lab Chronicle

Client: Brydges Engineering in Environment & Energy DPC
Project/Site: Pilgrim Village Senior

Job ID: 480-193831-1

Client Sample ID: PS1

Lab Sample ID: 480-193831-1
Date Collected: 12/28/21 13:12
Matrix: Solid
Date Received: 12/29/21 13:40

Prep Type	Batch Type	Batch Method	Run	Dilution Factor	Batch Number	Prepared or Analyzed	Analyst	Lab
TCLP	Leach	1311			610619	01/03/22 09:19	LMS	TAL BUF
TCLP	Analysis	8260C		10	610775	01/04/22 20:36	CRL	TAL BUF
TCLP	Leach	1311			610618	01/03/22 09:08	LMS	TAL BUF
TCLP	Prep	3510C			610779	01/04/22 15:38	CMC	TAL BUF
TCLP	Analysis	8270D		1	610856	01/05/22 19:13	RJS	TAL BUF
TCLP	Leach	1311			610618	01/03/22 09:08	LMS	TAL BUF
TCLP	Prep	3510C			610727	01/04/22 11:16	JMP	TAL BUF
TCLP	Analysis	8081B		1	610819	01/05/22 12:53	JLS	TAL BUF
TCLP	Leach	1311			610618	01/03/22 09:08	LMS	TAL BUF
TCLP	Prep	8151A			610729	01/04/22 11:22	JMP	TAL BUF
TCLP	Analysis	8151		1	610833	01/05/22 20:16	MAN	TAL BUF
TCLP	Leach	1311			610618	01/03/22 09:08	LMS	TAL BUF
TCLP	Prep	3010A			610730	01/04/22 11:41	NBS	TAL BUF
TCLP	Analysis	6010C		1	610843	01/04/22 20:17	LMH	TAL BUF
TCLP	Leach	1311			610618	01/03/22 09:08	LMS	TAL BUF
TCLP	Prep	7470A			610740	01/04/22 12:21	BMB	TAL BUF
TCLP	Analysis	7470A		1	610781	01/04/22 15:07	BMB	TAL BUF
Total/NA	Analysis	1010A		1	611178	01/09/22 08:49	KEB	TAL BUF
Total/NA	Prep	7.3.3			610692	01/03/22 08:30	JGO	TAL BUF
Total/NA	Analysis	9012		1	610759	01/04/22 11:55	JGO	TAL BUF
Total/NA	Prep	7.3.4			610656	01/03/22 08:30	JGO	TAL BUF
Total/NA	Analysis	9034		1	610668	01/03/22 15:15	JGO	TAL BUF
Total/NA	Analysis	9045C		1	610701	01/03/22 16:00	KEB	TAL BUF
Total/NA	Analysis	Moisture		1	610558	12/30/21 17:02	IMZ	TAL BUF

Client Sample ID: PS1

Lab Sample ID: 480-193831-1
Date Collected: 12/28/21 13:12
Matrix: Solid
Date Received: 12/29/21 13:40
Percent Solids: 84.8

Prep Type	Batch Type	Batch Method	Run	Dilution Factor	Batch Number	Prepared or Analyzed	Analyst	Lab
Total/NA	Prep	5035A_H			610593	01/03/22 07:07	MAN	TAL BUF
Total/NA	Analysis	8015D		1	610704	01/04/22 09:45	JLS	TAL BUF
Total/NA	Prep	3550C			610520	12/30/21 14:28	JMP	TAL BUF
Total/NA	Analysis	8015D		1	610596	01/03/22 15:08	JLS	TAL BUF
Total/NA	Prep	3550C			610595	01/03/22 07:20	SMP	TAL BUF
Total/NA	Analysis	8082A		1	610658	01/03/22 23:53	W1T	TAL BUF

Client Sample ID: PS2

Lab Sample ID: 480-193831-2
Date Collected: 12/28/21 13:18
Matrix: Solid
Date Received: 12/29/21 13:40

Prep Type	Batch Type	Batch Method	Run	Dilution Factor	Batch Number	Prepared or Analyzed	Analyst	Lab
TCLP	Leach	1311			610619	01/03/22 09:19	LMS	TAL BUF
TCLP	Analysis	8260C		10	610775	01/04/22 21:00	CRL	TAL BUF

Client Sample ID: PS2
Lab Sample ID: 480-193831-2

Date Collected: 12/28/21 13:18
Matrix: Solid
Date Received: 12/29/21 13:40

Prep Type	Batch Type	Batch Method	Run	Dilution Factor	Batch Number	Prepared or Analyzed	Analyst	Lab
TCLP	Leach	1311			610618	01/03/22 09:08	LMS	TAL BUF
TCLP	Prep	3510C			610779	01/04/22 15:38	CMC	TAL BUF
TCLP	Analysis	8270D		1	610856	01/05/22 19:37	RJS	TAL BUF
TCLP	Leach	1311			610618	01/03/22 09:08	LMS	TAL BUF
TCLP	Prep	3510C			610727	01/04/22 11:16	JMP	TAL BUF
TCLP	Analysis	8081B		1	610819	01/05/22 13:12	JLS	TAL BUF
TCLP	Leach	1311			610618	01/03/22 09:08	LMS	TAL BUF
TCLP	Prep	8151A			610729	01/04/22 11:22	JMP	TAL BUF
TCLP	Analysis	8151		1	610833	01/05/22 20:46	MAN	TAL BUF
TCLP	Leach	1311			610618	01/03/22 09:08	LMS	TAL BUF
TCLP	Prep	3010A			610730	01/04/22 11:41	NBS	TAL BUF
TCLP	Analysis	6010C		1	610843	01/04/22 20:20	LMH	TAL BUF
TCLP	Leach	1311			610618	01/03/22 09:08	LMS	TAL BUF
TCLP	Prep	7470A			610740	01/04/22 12:21	BMB	TAL BUF
TCLP	Analysis	7470A		1	610781	01/04/22 15:08	BMB	TAL BUF
Total/NA	Analysis	1010A		1	611179	01/09/22 08:54	KEB	TAL BUF
Total/NA	Prep	7.3.3			610692	01/03/22 08:30	JGO	TAL BUF
Total/NA	Analysis	9012		1	610759	01/04/22 11:56	JGO	TAL BUF
Total/NA	Prep	7.3.4			610656	01/03/22 08:30	JGO	TAL BUF
Total/NA	Analysis	9034		1	610668	01/03/22 15:15	JGO	TAL BUF
Total/NA	Analysis	9045C		1	610701	01/03/22 16:00	KEB	TAL BUF
Total/NA	Analysis	Moisture		1	610558	12/30/21 17:02	IMZ	TAL BUF

Client Sample ID: PS2
Lab Sample ID: 480-193831-2

Date Collected: 12/28/21 13:18
Matrix: Solid
Date Received: 12/29/21 13:40
Percent Solids: 84.3

Prep Type	Batch Type	Batch Method	Run	Dilution Factor	Batch Number	Prepared or Analyzed	Analyst	Lab
Total/NA	Prep	5035A_H			610593	01/03/22 07:07	MAN	TAL BUF
Total/NA	Analysis	8015D		1	610597	01/03/22 10:44	JLS	TAL BUF
Total/NA	Prep	3550C			610520	12/30/21 14:28	JMP	TAL BUF
Total/NA	Analysis	8015D		1	610596	01/03/22 15:43	JLS	TAL BUF
Total/NA	Prep	3550C			610595	01/03/22 07:20	SMP	TAL BUF
Total/NA	Analysis	8082A		1	610658	01/04/22 00:06	W1T	TAL BUF

Client Sample ID: PS3
Lab Sample ID: 480-193831-3

Date Collected: 12/28/21 13:24
Matrix: Solid
Date Received: 12/29/21 13:40

Prep Type	Batch Type	Batch Method	Run	Dilution Factor	Batch Number	Prepared or Analyzed	Analyst	Lab
TCLP	Leach	1311			610619	01/03/22 09:19	LMS	TAL BUF
TCLP	Analysis	8260C		10	610775	01/04/22 21:24	CRL	TAL BUF
TCLP	Leach	1311			610618	01/03/22 09:08	LMS	TAL BUF
TCLP	Prep	3510C			610779	01/04/22 15:38	CMC	TAL BUF
TCLP	Analysis	8270D		1	610856	01/05/22 20:00	RJS	TAL BUF

Lab Chronicle

Client: Brydges Engineering in Environment & Energy DPC
Project/Site: Pilgrim Village Senior

Job ID: 480-193831-1

Client Sample ID: PS3

Lab Sample ID: 480-193831-3
Date Collected: 12/28/21 13:24
Matrix: Solid
Date Received: 12/29/21 13:40

Prep Type	Batch Type	Batch Method	Run	Dilution Factor	Batch Number	Prepared or Analyzed	Analyst	Lab
TCLP	Leach	1311			610618	01/03/22 09:08	LMS	TAL BUF
TCLP	Prep	3510C			610727	01/04/22 11:16	JMP	TAL BUF
TCLP	Analysis	8081B		1	610819	01/05/22 13:32	JLS	TAL BUF
TCLP	Leach	1311			610618	01/03/22 09:08	LMS	TAL BUF
TCLP	Prep	8151A			610729	01/04/22 11:22	JMP	TAL BUF
TCLP	Analysis	8151		1	610833	01/05/22 21:45	MAN	TAL BUF
TCLP	Leach	1311			610618	01/03/22 09:08	LMS	TAL BUF
TCLP	Prep	3010A			610730	01/04/22 11:41	NBS	TAL BUF
TCLP	Analysis	6010C		1	610843	01/04/22 20:39	LMH	TAL BUF
TCLP	Leach	1311			610618	01/03/22 09:08	LMS	TAL BUF
TCLP	Prep	7470A			610740	01/04/22 12:21	BMB	TAL BUF
TCLP	Analysis	7470A		1	610781	01/04/22 15:16	BMB	TAL BUF
Total/NA	Analysis	1010A		1	611179	01/09/22 08:54	KEB	TAL BUF
Total/NA	Prep	7.3.3			610692	01/03/22 08:30	JGO	TAL BUF
Total/NA	Analysis	9012		1	610759	01/04/22 11:58	JGO	TAL BUF
Total/NA	Prep	7.3.4			610656	01/03/22 08:30	JGO	TAL BUF
Total/NA	Analysis	9034		1	610668	01/03/22 15:15	JGO	TAL BUF
Total/NA	Analysis	9045C		1	610701	01/03/22 16:00	KEB	TAL BUF
Total/NA	Analysis	Moisture		1	610558	12/30/21 17:02	IMZ	TAL BUF

Client Sample ID: PS3

Lab Sample ID: 480-193831-3
Date Collected: 12/28/21 13:24
Matrix: Solid
Date Received: 12/29/21 13:40
Percent Solids: 84.4

Prep Type	Batch Type	Batch Method	Run	Dilution Factor	Batch Number	Prepared or Analyzed	Analyst	Lab
Total/NA	Prep	5035A_H			610593	01/03/22 07:07	MAN	TAL BUF
Total/NA	Analysis	8015D		1	610597	01/03/22 11:20	JLS	TAL BUF
Total/NA	Prep	3550C			610520	12/30/21 14:28	JMP	TAL BUF
Total/NA	Analysis	8015D		1	610596	01/03/22 16:19	JLS	TAL BUF
Total/NA	Prep	3550C			610595	01/03/22 07:20	SMP	TAL BUF
Total/NA	Analysis	8082A		1	610658	01/04/22 00:18	W1T	TAL BUF

Client Sample ID: PS4

Lab Sample ID: 480-193831-4
Date Collected: 12/28/21 13:30
Matrix: Solid
Date Received: 12/29/21 13:40

Prep Type	Batch Type	Batch Method	Run	Dilution Factor	Batch Number	Prepared or Analyzed	Analyst	Lab
TCLP	Leach	1311			610619	01/03/22 09:19	LMS	TAL BUF
TCLP	Analysis	8260C		10	610775	01/04/22 21:47	CRL	TAL BUF
TCLP	Leach	1311			610618	01/03/22 09:08	LMS	TAL BUF
TCLP	Prep	3510C			610779	01/04/22 15:38	CMC	TAL BUF
TCLP	Analysis	8270D		1	610856	01/05/22 20:24	RJS	TAL BUF
TCLP	Leach	1311			610618	01/03/22 09:08	LMS	TAL BUF
TCLP	Prep	3510C			610727	01/04/22 11:16	JMP	TAL BUF
TCLP	Analysis	8081B		1	610819	01/05/22 13:52	JLS	TAL BUF

Lab Chronicle

Client: Brydges Engineering in Environment & Energy DPC
Project/Site: Pilgrim Village Senior

Job ID: 480-193831-1

Client Sample ID: PS4

Lab Sample ID: 480-193831-4
Date Collected: 12/28/21 13:30
Matrix: Solid
Date Received: 12/29/21 13:40

Prep Type	Batch Type	Batch Method	Run	Dilution Factor	Batch Number	Prepared or Analyzed	Analyst	Lab
TCLP	Leach	1311			610618	01/03/22 09:08	LMS	TAL BUF
TCLP	Prep	8151A			610729	01/04/22 11:22	JMP	TAL BUF
TCLP	Analysis	8151		1	610833	01/05/22 22:15	MAN	TAL BUF
TCLP	Leach	1311			610618	01/03/22 09:08	LMS	TAL BUF
TCLP	Prep	3010A			610730	01/04/22 11:41	NBS	TAL BUF
TCLP	Analysis	6010C		1	610843	01/04/22 20:43	LMH	TAL BUF
TCLP	Leach	1311			610618	01/03/22 09:08	LMS	TAL BUF
TCLP	Prep	7470A			610740	01/04/22 12:21	BMB	TAL BUF
TCLP	Analysis	7470A		1	610781	01/04/22 15:17	BMB	TAL BUF
Total/NA	Analysis	1010A		1	611179	01/09/22 08:54	KEB	TAL BUF
Total/NA	Prep	7.3.3			610692	01/03/22 08:30	JGO	TAL BUF
Total/NA	Analysis	9012		1	610759	01/04/22 12:02	JGO	TAL BUF
Total/NA	Prep	7.3.4			610656	01/03/22 08:30	JGO	TAL BUF
Total/NA	Analysis	9034		1	610668	01/03/22 15:15	JGO	TAL BUF
Total/NA	Analysis	9045C		1	610701	01/03/22 16:00	KEB	TAL BUF
Total/NA	Analysis	Moisture		1	610558	12/30/21 17:02	IMZ	TAL BUF

Client Sample ID: PS4

Lab Sample ID: 480-193831-4
Date Collected: 12/28/21 13:30
Matrix: Solid
Date Received: 12/29/21 13:40
Percent Solids: 82.6

Prep Type	Batch Type	Batch Method	Run	Dilution Factor	Batch Number	Prepared or Analyzed	Analyst	Lab
Total/NA	Prep	5035A_H			610593	01/03/22 07:07	MAN	TAL BUF
Total/NA	Analysis	8015D		1	610597	01/03/22 11:56	JLS	TAL BUF
Total/NA	Prep	3550C			610520	12/30/21 14:28	JMP	TAL BUF
Total/NA	Analysis	8015D		1	610596	01/03/22 16:55	JLS	TAL BUF
Total/NA	Prep	3550C			610595	01/03/22 07:20	SMP	TAL BUF
Total/NA	Analysis	8082A		1	610658	01/04/22 00:31	W1T	TAL BUF

Client Sample ID: PS5

Lab Sample ID: 480-193831-5
Date Collected: 12/28/21 13:36
Matrix: Solid
Date Received: 12/29/21 13:40

Prep Type	Batch Type	Batch Method	Run	Dilution Factor	Batch Number	Prepared or Analyzed	Analyst	Lab
TCLP	Leach	1311			610619	01/03/22 09:19	LMS	TAL BUF
TCLP	Analysis	8260C		10	610775	01/04/22 22:11	CRL	TAL BUF
TCLP	Leach	1311			610618	01/03/22 09:08	LMS	TAL BUF
TCLP	Prep	3510C			610779	01/04/22 15:38	CMC	TAL BUF
TCLP	Analysis	8270D		1	610856	01/05/22 20:48	RJS	TAL BUF
TCLP	Leach	1311			610618	01/03/22 09:08	LMS	TAL BUF
TCLP	Prep	3510C			610727	01/04/22 11:16	JMP	TAL BUF
TCLP	Analysis	8081B		1	610819	01/05/22 14:11	JLS	TAL BUF
TCLP	Leach	1311			610618	01/03/22 09:08	LMS	TAL BUF
TCLP	Prep	8151A			610729	01/04/22 11:22	JMP	TAL BUF
TCLP	Analysis	8151		1	610833	01/05/22 22:45	MAN	TAL BUF

Lab Chronicle

Client: Brydges Engineering in Environment & Energy DPC
Project/Site: Pilgrim Village Senior

Job ID: 480-193831-1

Client Sample ID: PS5

Lab Sample ID: 480-193831-5
Date Collected: 12/28/21 13:36
Matrix: Solid
Date Received: 12/29/21 13:40

Prep Type	Batch Type	Batch Method	Run	Dilution Factor	Batch Number	Prepared or Analyzed	Analyst	Lab
TCLP	Leach	1311			610618	01/03/22 09:08	LMS	TAL BUF
TCLP	Prep	3010A			610730	01/04/22 11:41	NBS	TAL BUF
TCLP	Analysis	6010C		1	610843	01/04/22 20:58	LMH	TAL BUF
TCLP	Leach	1311			610618	01/03/22 09:08	LMS	TAL BUF
TCLP	Prep	7470A			610740	01/04/22 12:21	BMB	TAL BUF
TCLP	Analysis	7470A		1	610781	01/04/22 15:18	BMB	TAL BUF
Total/NA	Analysis	1010A		1	611178	01/09/22 08:49	KEB	TAL BUF
Total/NA	Prep	7.3.3			610692	01/03/22 08:30	JGO	TAL BUF
Total/NA	Analysis	9012		1	610759	01/04/22 12:04	JGO	TAL BUF
Total/NA	Prep	7.3.4			610656	01/03/22 08:30	JGO	TAL BUF
Total/NA	Analysis	9034		1	610668	01/03/22 15:15	JGO	TAL BUF
Total/NA	Analysis	9045C		1	610701	01/03/22 16:00	KEB	TAL BUF
Total/NA	Analysis	Moisture		1	610558	12/30/21 17:02	IMZ	TAL BUF

Client Sample ID: PS5

Lab Sample ID: 480-193831-5
Date Collected: 12/28/21 13:36
Matrix: Solid
Date Received: 12/29/21 13:40
Percent Solids: 81.9

Prep Type	Batch Type	Batch Method	Run	Dilution Factor	Batch Number	Prepared or Analyzed	Analyst	Lab
Total/NA	Prep	5035A_H			610593	01/03/22 07:07	MAN	TAL BUF
Total/NA	Analysis	8015D		1	610597	01/03/22 12:32	JLS	TAL BUF
Total/NA	Prep	3550C			610520	12/30/21 14:28	JMP	TAL BUF
Total/NA	Analysis	8015D		1	610596	01/03/22 17:31	JLS	TAL BUF
Total/NA	Prep	3550C			610595	01/03/22 07:20	SMP	TAL BUF
Total/NA	Analysis	8082A		1	610658	01/04/22 00:44	W1T	TAL BUF

Client Sample ID: PS6

Lab Sample ID: 480-193831-6
Date Collected: 12/28/21 13:42
Matrix: Solid
Date Received: 12/29/21 13:40

Prep Type	Batch Type	Batch Method	Run	Dilution Factor	Batch Number	Prepared or Analyzed	Analyst	Lab
TCLP	Leach	1311			610619	01/03/22 09:19	LMS	TAL BUF
TCLP	Analysis	8260C		10	610775	01/04/22 22:35	CRL	TAL BUF
TCLP	Leach	1311			610618	01/03/22 09:08	LMS	TAL BUF
TCLP	Prep	3510C			610779	01/04/22 15:38	CMC	TAL BUF
TCLP	Analysis	8270D		1	610856	01/05/22 21:12	RJS	TAL BUF
TCLP	Leach	1311			610618	01/03/22 09:08	LMS	TAL BUF
TCLP	Prep	3510C			610727	01/04/22 11:16	JMP	TAL BUF
TCLP	Analysis	8081B		1	610819	01/05/22 14:31	JLS	TAL BUF
TCLP	Leach	1311			610618	01/03/22 09:08	LMS	TAL BUF
TCLP	Prep	8151A			610729	01/04/22 11:22	JMP	TAL BUF
TCLP	Analysis	8151		1	610833	01/05/22 23:14	MAN	TAL BUF
TCLP	Leach	1311			610618	01/03/22 09:08	LMS	TAL BUF
TCLP	Prep	3010A			610730	01/04/22 11:41	NBS	TAL BUF
TCLP	Analysis	6010C		1	610843	01/04/22 21:02	LMH	TAL BUF

Lab Chronicle

Client: Brydges Engineering in Environment & Energy DPC
Project/Site: Pilgrim Village Senior

Job ID: 480-193831-1

Client Sample ID: PS6

Lab Sample ID: 480-193831-6
Matrix: Solid

Date Collected: 12/28/21 13:42
Date Received: 12/29/21 13:40

Prep Type	Batch Type	Batch Method	Run	Dilution Factor	Batch Number	Prepared or Analyzed	Analyst	Lab
TCLP	Leach	1311			610618	01/03/22 09:08	LMS	TAL BUF
TCLP	Prep	7470A			610740	01/04/22 12:21	BMB	TAL BUF
TCLP	Analysis	7470A		1	610781	01/04/22 15:20	BMB	TAL BUF
Total/NA	Analysis	1010A		1	611179	01/09/22 08:54	KEB	TAL BUF
Total/NA	Prep	7.3.3			610692	01/03/22 08:30	JGO	TAL BUF
Total/NA	Analysis	9012		1	610759	01/04/22 12:05	JGO	TAL BUF
Total/NA	Prep	7.3.4			610656	01/03/22 08:30	JGO	TAL BUF
Total/NA	Analysis	9034		1	610668	01/03/22 15:15	JGO	TAL BUF
Total/NA	Analysis	9045C		1	610701	01/03/22 16:00	KEB	TAL BUF
Total/NA	Analysis	Moisture		1	610558	12/30/21 17:02	IMZ	TAL BUF

Client Sample ID: PS6

Lab Sample ID: 480-193831-6
Matrix: Solid
Percent Solids: 80.1

Date Collected: 12/28/21 13:42
Date Received: 12/29/21 13:40

Prep Type	Batch Type	Batch Method	Run	Dilution Factor	Batch Number	Prepared or Analyzed	Analyst	Lab
Total/NA	Prep	5035A_H			610593	01/03/22 07:07	MAN	TAL BUF
Total/NA	Analysis	8015D		1	610597	01/03/22 13:08	JLS	TAL BUF
Total/NA	Prep	3550C			610520	12/30/21 14:28	JMP	TAL BUF
Total/NA	Analysis	8015D		1	610596	01/03/22 18:07	JLS	TAL BUF
Total/NA	Prep	3550C			610595	01/03/22 07:20	SMP	TAL BUF
Total/NA	Analysis	8082A		1	610658	01/04/22 00:57	W1T	TAL BUF

Client Sample ID: PS7

Lab Sample ID: 480-193831-7
Matrix: Solid

Date Collected: 12/28/21 13:48
Date Received: 12/29/21 13:40

Prep Type	Batch Type	Batch Method	Run	Dilution Factor	Batch Number	Prepared or Analyzed	Analyst	Lab
TCLP	Leach	1311			610619	01/03/22 09:19	LMS	TAL BUF
TCLP	Analysis	8260C		10	610775	01/04/22 22:58	CRL	TAL BUF
TCLP	Leach	1311			610618	01/03/22 09:08	LMS	TAL BUF
TCLP	Prep	3510C			610779	01/04/22 15:38	CMC	TAL BUF
TCLP	Analysis	8270D		1	610856	01/05/22 21:36	RJS	TAL BUF
TCLP	Leach	1311			610618	01/03/22 09:08	LMS	TAL BUF
TCLP	Prep	3510C			610727	01/04/22 11:16	JMP	TAL BUF
TCLP	Analysis	8081B		1	610819	01/05/22 14:51	JLS	TAL BUF
TCLP	Leach	1311			610618	01/03/22 09:08	LMS	TAL BUF
TCLP	Prep	8151A			610729	01/04/22 11:22	JMP	TAL BUF
TCLP	Analysis	8151		1	610833	01/05/22 23:44	MAN	TAL BUF
TCLP	Leach	1311			610618	01/03/22 09:08	LMS	TAL BUF
TCLP	Prep	3010A			610730	01/04/22 11:41	NBS	TAL BUF
TCLP	Analysis	6010C		1	610843	01/04/22 21:06	LMH	TAL BUF
TCLP	Leach	1311			610618	01/03/22 09:08	LMS	TAL BUF
TCLP	Prep	7470A			610740	01/04/22 12:21	BMB	TAL BUF
TCLP	Analysis	7470A		1	610781	01/04/22 15:21	BMB	TAL BUF

Lab Chronicle

Client: Brydges Engineering in Environment & Energy DPC
Project/Site: Pilgrim Village Senior

Job ID: 480-193831-1

Client Sample ID: PS7

Lab Sample ID: 480-193831-7
Matrix: Solid
Date Collected: 12/28/21 13:48
Date Received: 12/29/21 13:40

Prep Type	Batch Type	Batch Method	Run	Dilution Factor	Batch Number	Prepared or Analyzed	Analyst	Lab
Total/NA	Analysis	1010A		1	611179	01/09/22 08:54	KEB	TAL BUF
Total/NA	Prep	7.3.3			610692	01/03/22 08:30	JGO	TAL BUF
Total/NA	Analysis	9012		1	610759	01/04/22 12:07	JGO	TAL BUF
Total/NA	Prep	7.3.4			610656	01/03/22 08:30	JGO	TAL BUF
Total/NA	Analysis	9034		1	610668	01/03/22 15:15	JGO	TAL BUF
Total/NA	Analysis	9045C		1	610701	01/03/22 16:00	KEB	TAL BUF
Total/NA	Analysis	Moisture		1	610558	12/30/21 17:02	IMZ	TAL BUF

Client Sample ID: PS7

Lab Sample ID: 480-193831-7
Matrix: Solid
Percent Solids: 81.4
Date Collected: 12/28/21 13:48
Date Received: 12/29/21 13:40

Prep Type	Batch Type	Batch Method	Run	Dilution Factor	Batch Number	Prepared or Analyzed	Analyst	Lab
Total/NA	Prep	5035A_H			610593	01/03/22 07:07	MAN	TAL BUF
Total/NA	Analysis	8015D		1	610597	01/03/22 15:32	JLS	TAL BUF
Total/NA	Prep	3550C			610520	12/30/21 14:28	JMP	TAL BUF
Total/NA	Analysis	8015D		1	610596	01/03/22 18:42	JLS	TAL BUF
Total/NA	Prep	3550C			610623	01/03/22 09:48	JMP	TAL BUF
Total/NA	Analysis	8082A		1	610755	01/04/22 18:55	W1T	TAL BUF

Client Sample ID: PS8

Lab Sample ID: 480-193831-8
Matrix: Solid
Date Collected: 12/28/21 13:54
Date Received: 12/29/21 13:40

Prep Type	Batch Type	Batch Method	Run	Dilution Factor	Batch Number	Prepared or Analyzed	Analyst	Lab
TCLP	Leach	1311			610619	01/03/22 09:19	LMS	TAL BUF
TCLP	Analysis	8260C		10	610775	01/04/22 23:22	CRL	TAL BUF
TCLP	Leach	1311			610618	01/03/22 09:08	LMS	TAL BUF
TCLP	Prep	3510C			610779	01/04/22 15:38	CMC	TAL BUF
TCLP	Analysis	8270D		1	610856	01/05/22 22:00	RJS	TAL BUF
TCLP	Leach	1311			610618	01/03/22 09:08	LMS	TAL BUF
TCLP	Prep	3510C			610727	01/04/22 11:16	JMP	TAL BUF
TCLP	Analysis	8081B		1	610819	01/05/22 15:10	JLS	TAL BUF
TCLP	Leach	1311			610618	01/03/22 09:08	LMS	TAL BUF
TCLP	Prep	8151A			610729	01/04/22 11:22	JMP	TAL BUF
TCLP	Analysis	8151		1	610833	01/06/22 00:14	MAN	TAL BUF
TCLP	Leach	1311			610618	01/03/22 09:08	LMS	TAL BUF
TCLP	Prep	3010A			610730	01/04/22 11:41	NBS	TAL BUF
TCLP	Analysis	6010C		1	610843	01/04/22 21:10	LMH	TAL BUF
TCLP	Leach	1311			610618	01/03/22 09:08	LMS	TAL BUF
TCLP	Prep	7470A			610740	01/04/22 12:21	BMB	TAL BUF
TCLP	Analysis	7470A		1	610781	01/04/22 15:22	BMB	TAL BUF
Total/NA	Analysis	1010A		1	611178	01/09/22 08:49	KEB	TAL BUF
Total/NA	Prep	7.3.3			610692	01/03/22 08:30	JGO	TAL BUF
Total/NA	Analysis	9012		1	610759	01/04/22 12:08	JGO	TAL BUF

Lab Chronicle

Client: Brydges Engineering in Environment & Energy DPC
Project/Site: Pilgrim Village Senior

Job ID: 480-193831-1

Client Sample ID: PS8

Lab Sample ID: 480-193831-8
Matrix: Solid

Date Collected: 12/28/21 13:54
Date Received: 12/29/21 13:40

Prep Type	Batch Type	Batch Method	Run	Dilution Factor	Batch Number	Prepared or Analyzed	Analyst	Lab
Total/NA	Prep	7.3.4			610656	01/03/22 08:30	JGO	TAL BUF
Total/NA	Analysis	9034		1	610668	01/03/22 15:15	JGO	TAL BUF
Total/NA	Analysis	9045C		1	610701	01/03/22 16:00	KEB	TAL BUF
Total/NA	Analysis	Moisture		1	610558	12/30/21 17:02	IMZ	TAL BUF

Client Sample ID: PS8

Lab Sample ID: 480-193831-8
Matrix: Solid
Percent Solids: 82.3

Date Collected: 12/28/21 13:54
Date Received: 12/29/21 13:40

Prep Type	Batch Type	Batch Method	Run	Dilution Factor	Batch Number	Prepared or Analyzed	Analyst	Lab
Total/NA	Prep	5035A_H			610593	01/03/22 07:07	MAN	TAL BUF
Total/NA	Analysis	8015D		1	610597	01/03/22 16:08	JLS	TAL BUF
Total/NA	Prep	3550C			610520	12/30/21 14:28	JMP	TAL BUF
Total/NA	Analysis	8015D		1	610596	01/03/22 19:18	JLS	TAL BUF
Total/NA	Prep	3550C			610623	01/03/22 09:48	JMP	TAL BUF
Total/NA	Analysis	8082A		1	610755	01/04/22 19:08	W1T	TAL BUF

Client Sample ID: PS9

Lab Sample ID: 480-193831-9
Matrix: Solid

Date Collected: 12/28/21 14:00
Date Received: 12/29/21 13:40

Prep Type	Batch Type	Batch Method	Run	Dilution Factor	Batch Number	Prepared or Analyzed	Analyst	Lab
TCLP	Leach	1311			610619	01/03/22 09:19	LMS	TAL BUF
TCLP	Analysis	8260C		10	610775	01/04/22 23:45	CRL	TAL BUF
TCLP	Leach	1311			610618	01/03/22 09:08	LMS	TAL BUF
TCLP	Prep	3510C			610779	01/04/22 15:38	CMC	TAL BUF
TCLP	Analysis	8270D		1	610856	01/05/22 22:23	RJS	TAL BUF
TCLP	Leach	1311			610618	01/03/22 09:08	LMS	TAL BUF
TCLP	Prep	3510C			610727	01/04/22 11:16	JMP	TAL BUF
TCLP	Analysis	8081B		1	610819	01/05/22 15:30	JLS	TAL BUF
TCLP	Leach	1311			610618	01/03/22 09:08	LMS	TAL BUF
TCLP	Prep	8151A			610729	01/04/22 11:22	JMP	TAL BUF
TCLP	Analysis	8151		1	610833	01/06/22 00:43	MAN	TAL BUF
TCLP	Leach	1311			610618	01/03/22 09:08	LMS	TAL BUF
TCLP	Prep	3010A			610730	01/04/22 11:41	NBS	TAL BUF
TCLP	Analysis	6010C		1	610843	01/04/22 21:14	LMH	TAL BUF
TCLP	Leach	1311			610618	01/03/22 09:08	LMS	TAL BUF
TCLP	Prep	7470A			610740	01/04/22 12:21	BMB	TAL BUF
TCLP	Analysis	7470A		1	610781	01/04/22 15:24	BMB	TAL BUF
Total/NA	Analysis	1010A		1	611179	01/09/22 08:54	KEB	TAL BUF
Total/NA	Prep	7.3.3			610692	01/03/22 08:30	JGO	TAL BUF
Total/NA	Analysis	9012		1	610759	01/04/22 12:09	JGO	TAL BUF
Total/NA	Prep	7.3.4			610656	01/03/22 08:30	JGO	TAL BUF
Total/NA	Analysis	9034		1	610668	01/03/22 15:15	JGO	TAL BUF
Total/NA	Analysis	9045C		1	610701	01/03/22 16:00	KEB	TAL BUF

Lab Chronicle

Client: Brydges Engineering in Environment & Energy DPC
Project/Site: Pilgrim Village Senior

Job ID: 480-193831-1

Client Sample ID: PS9
Date Collected: 12/28/21 14:00
Date Received: 12/29/21 13:40

Lab Sample ID: 480-193831-9
Matrix: Solid

Prep Type	Batch Type	Batch Method	Run	Dilution Factor	Batch Number	Prepared or Analyzed	Analyst	Lab
Total/NA	Analysis	Moisture		1	610558	12/30/21 17:02	IMZ	TAL BUF

Client Sample ID: PS9
Date Collected: 12/28/21 14:00
Date Received: 12/29/21 13:40

Lab Sample ID: 480-193831-9
Matrix: Solid
Percent Solids: 80.5

Prep Type	Batch Type	Batch Method	Run	Dilution Factor	Batch Number	Prepared or Analyzed	Analyst	Lab
Total/NA	Prep	5035A_H			610593	01/03/22 07:07	MAN	TAL BUF
Total/NA	Analysis	8015D		1	610597	01/03/22 16:44	JLS	TAL BUF
Total/NA	Prep	3550C			610520	12/30/21 14:28	JMP	TAL BUF
Total/NA	Analysis	8015D		1	610596	01/03/22 19:54	JLS	TAL BUF
Total/NA	Prep	3550C			610623	01/03/22 09:48	JMP	TAL BUF
Total/NA	Analysis	8082A		1	610755	01/04/22 19:21	W1T	TAL BUF

Client Sample ID: PS10
Date Collected: 12/28/21 14:06
Date Received: 12/29/21 13:40

Lab Sample ID: 480-193831-10
Matrix: Solid

Prep Type	Batch Type	Batch Method	Run	Dilution Factor	Batch Number	Prepared or Analyzed	Analyst	Lab
TCLP	Leach	1311			610619	01/03/22 09:19	LMS	TAL BUF
TCLP	Analysis	8260C		10	610775	01/05/22 00:08	CRL	TAL BUF
TCLP	Leach	1311			610618	01/03/22 09:08	LMS	TAL BUF
TCLP	Prep	3510C			610779	01/04/22 15:38	CMC	TAL BUF
TCLP	Analysis	8270D		1	610856	01/05/22 22:47	RJS	TAL BUF
TCLP	Leach	1311			610618	01/03/22 09:08	LMS	TAL BUF
TCLP	Prep	3510C			610727	01/04/22 11:16	JMP	TAL BUF
TCLP	Analysis	8081B		1	610920	01/06/22 09:18	JLS	TAL BUF
TCLP	Leach	1311			610618	01/03/22 09:08	LMS	TAL BUF
TCLP	Prep	8151A			610729	01/04/22 11:22	JMP	TAL BUF
TCLP	Analysis	8151		1	610833	01/06/22 01:13	MAN	TAL BUF
TCLP	Leach	1311			610618	01/03/22 09:08	LMS	TAL BUF
TCLP	Prep	3010A			610730	01/04/22 11:41	NBS	TAL BUF
TCLP	Analysis	6010C		1	610843	01/04/22 21:18	LMH	TAL BUF
TCLP	Leach	1311			610618	01/03/22 09:08	LMS	TAL BUF
TCLP	Prep	7470A			610740	01/04/22 12:21	BMB	TAL BUF
TCLP	Analysis	7470A		1	610781	01/04/22 15:25	BMB	TAL BUF
Total/NA	Analysis	1010A		1	611178	01/09/22 08:49	KEB	TAL BUF
Total/NA	Prep	7.3.3			610692	01/03/22 08:30	JGO	TAL BUF
Total/NA	Analysis	9012		1	610759	01/04/22 12:11	JGO	TAL BUF
Total/NA	Prep	7.3.4			610656	01/03/22 08:30	JGO	TAL BUF
Total/NA	Analysis	9034		1	610668	01/03/22 15:15	JGO	TAL BUF
Total/NA	Analysis	9045C		1	610758	01/04/22 11:00	KEB	TAL BUF
Total/NA	Analysis	Moisture		1	610558	12/30/21 17:02	IMZ	TAL BUF

Client Sample ID: PS10

Lab Sample ID: 480-193831-10
Date Collected: 12/28/21 14:06
Matrix: Solid
Date Received: 12/29/21 13:40
Percent Solids: 80.5

Prep Type	Batch Type	Batch Method	Run	Dilution Factor	Batch Number	Prepared or Analyzed	Analyst	Lab
Total/NA	Prep	5035A_H			610593	01/03/22 07:07	MAN	TAL BUF
Total/NA	Analysis	8015D		1	610597	01/03/22 17:20	JLS	TAL BUF
Total/NA	Prep	3550C			610520	12/30/21 14:28	JMP	TAL BUF
Total/NA	Analysis	8015D		1	610596	01/03/22 20:29	JLS	TAL BUF
Total/NA	Prep	3550C			610623	01/03/22 09:48	JMP	TAL BUF
Total/NA	Analysis	8082A		1	610755	01/04/22 16:09	W1T	TAL BUF

Client Sample ID: PS11

Lab Sample ID: 480-193831-11
Date Collected: 12/28/21 14:12
Matrix: Solid
Date Received: 12/29/21 13:40

Prep Type	Batch Type	Batch Method	Run	Dilution Factor	Batch Number	Prepared or Analyzed	Analyst	Lab
TCLP	Leach	1311			610619	01/03/22 09:19	LMS	TAL BUF
TCLP	Analysis	8260C		10	610775	01/05/22 00:31	CRL	TAL BUF
TCLP	Leach	1311			610618	01/03/22 09:08	LMS	TAL BUF
TCLP	Prep	3510C			610779	01/04/22 15:38	CMC	TAL BUF
TCLP	Analysis	8270D		1	610856	01/05/22 23:11	RJS	TAL BUF
TCLP	Leach	1311			610618	01/03/22 09:08	LMS	TAL BUF
TCLP	Prep	3510C			610727	01/04/22 11:16	JMP	TAL BUF
TCLP	Analysis	8081B		1	610920	01/06/22 09:38	JLS	TAL BUF
TCLP	Leach	1311			610618	01/03/22 09:08	LMS	TAL BUF
TCLP	Prep	8151A			610729	01/04/22 11:22	JMP	TAL BUF
TCLP	Analysis	8151		1	610833	01/06/22 01:43	MAN	TAL BUF
TCLP	Leach	1311			610618	01/03/22 09:08	LMS	TAL BUF
TCLP	Prep	3010A			610730	01/04/22 11:41	NBS	TAL BUF
TCLP	Analysis	6010C		1	610843	01/04/22 21:22	LMH	TAL BUF
TCLP	Leach	1311			610618	01/03/22 09:08	LMS	TAL BUF
TCLP	Prep	7470A			610740	01/04/22 12:21	BMB	TAL BUF
TCLP	Analysis	7470A		1	610781	01/04/22 15:29	BMB	TAL BUF
Total/NA	Analysis	1010A		1	611179	01/09/22 08:54	KEB	TAL BUF
Total/NA	Prep	7.3.3			610764	01/04/22 08:10	JGO	TAL BUF
Total/NA	Analysis	9012		1	610861	01/05/22 10:16	JGO	TAL BUF
Total/NA	Prep	7.3.4			610762	01/04/22 08:10	JGO	TAL BUF
Total/NA	Analysis	9034		1	610773	01/04/22 15:12	JGO	TAL BUF
Total/NA	Analysis	9045C		1	610758	01/04/22 11:00	KEB	TAL BUF
Total/NA	Analysis	Moisture		1	610558	12/30/21 17:02	IMZ	TAL BUF

Client Sample ID: PS11

Lab Sample ID: 480-193831-11
Date Collected: 12/28/21 14:12
Matrix: Solid
Date Received: 12/29/21 13:40
Percent Solids: 82.2

Prep Type	Batch Type	Batch Method	Run	Dilution Factor	Batch Number	Prepared or Analyzed	Analyst	Lab
Total/NA	Prep	5035A_H			610593	01/03/22 07:07	MAN	TAL BUF
Total/NA	Analysis	8015D		1	610597	01/03/22 21:07	JLS	TAL BUF

Lab Chronicle

Client: Brydges Engineering in Environment & Energy DPC
Project/Site: Pilgrim Village Senior

Job ID: 480-193831-1

Client Sample ID: PS11

Lab Sample ID: 480-193831-11
Date Collected: 12/28/21 14:12
Matrix: Solid
Date Received: 12/29/21 13:40
Percent Solids: 82.2

Prep Type	Batch Type	Batch Method	Run	Dilution Factor	Batch Number	Prepared or Analyzed	Analyst	Lab
Total/NA	Prep	3550C			610520	12/30/21 14:28	JMP	TAL BUF
Total/NA	Analysis	8015D		1	610596	01/03/22 21:40	JLS	TAL BUF
Total/NA	Prep	3550C			610623	01/03/22 09:48	JMP	TAL BUF
Total/NA	Analysis	8082A		1	610755	01/04/22 19:59	W1T	TAL BUF

Client Sample ID: PS12

Lab Sample ID: 480-193831-12
Date Collected: 12/28/21 14:18
Matrix: Solid
Date Received: 12/29/21 13:40

Prep Type	Batch Type	Batch Method	Run	Dilution Factor	Batch Number	Prepared or Analyzed	Analyst	Lab
TCLP	Leach	1311			610619	01/03/22 09:19	LMS	TAL BUF
TCLP	Analysis	8260C		10	610775	01/05/22 00:54	CRL	TAL BUF
TCLP	Leach	1311			610618	01/03/22 09:18	LMS	TAL BUF
TCLP	Prep	3510C			610779	01/04/22 15:38	CMC	TAL BUF
TCLP	Analysis	8270D		1	610856	01/05/22 17:37	RJS	TAL BUF
TCLP	Leach	1311			610618	01/03/22 09:18	LMS	TAL BUF
TCLP	Prep	3510C			610727	01/04/22 11:16	JMP	TAL BUF
TCLP	Analysis	8081B		1	610819	01/05/22 16:48	JLS	TAL BUF
TCLP	Leach	1311			610618	01/03/22 09:18	LMS	TAL BUF
TCLP	Prep	8151A			610729	01/04/22 11:22	JMP	TAL BUF
TCLP	Analysis	8151		1	610833	01/06/22 02:12	MAN	TAL BUF
TCLP	Leach	1311			610618	01/03/22 09:18	LMS	TAL BUF
TCLP	Prep	3010A			610730	01/04/22 11:41	NBS	TAL BUF
TCLP	Analysis	6010C		1	610843	01/04/22 21:25	LMH	TAL BUF
TCLP	Leach	1311			610618	01/03/22 09:18	LMS	TAL BUF
TCLP	Prep	7470A			610740	01/04/22 12:21	BMB	TAL BUF
TCLP	Analysis	7470A		1	610781	01/04/22 15:30	BMB	TAL BUF
Total/NA	Analysis	1010A		1	611277	01/10/22 16:05	EJL	TAL BUF
Total/NA	Prep	7.3.3			610764	01/04/22 08:10	JGO	TAL BUF
Total/NA	Analysis	9012		1	610861	01/05/22 10:19	JGO	TAL BUF
Total/NA	Prep	7.3.4			610762	01/04/22 08:10	JGO	TAL BUF
Total/NA	Analysis	9034		1	610773	01/04/22 15:12	JGO	TAL BUF
Total/NA	Analysis	9045C		1	610758	01/04/22 11:00	KEB	TAL BUF
Total/NA	Analysis	Moisture		1	610558	12/30/21 17:02	IMZ	TAL BUF

Client Sample ID: PS12

Lab Sample ID: 480-193831-12
Date Collected: 12/28/21 14:18
Matrix: Solid
Date Received: 12/29/21 13:40
Percent Solids: 78.7

Prep Type	Batch Type	Batch Method	Run	Dilution Factor	Batch Number	Prepared or Analyzed	Analyst	Lab
Total/NA	Prep	5035A_H			610593	01/03/22 07:07	MAN	TAL BUF
Total/NA	Analysis	8015D		1	610597	01/03/22 21:43	JLS	TAL BUF
Total/NA	Prep	3550C			610520	12/30/21 14:28	JMP	TAL BUF
Total/NA	Analysis	8015D		1	610596	01/03/22 22:16	JLS	TAL BUF

Lab Chronicle

Client: Brydges Engineering in Environment & Energy DPC
Project/Site: Pilgrim Village Senior

Job ID: 480-193831-1

Client Sample ID: PS12

Lab Sample ID: 480-193831-12
Date Collected: 12/28/21 14:18
Matrix: Solid
Date Received: 12/29/21 13:40
Percent Solids: 78.7

Prep Type	Batch Type	Batch Method	Run	Dilution Factor	Batch Number	Prepared or Analyzed	Analyst	Lab
Total/NA	Prep	3550C			610623	01/03/22 09:48	JMP	TAL BUF
Total/NA	Analysis	8082A		1	610755	01/04/22 20:12	W1T	TAL BUF

Client Sample ID: PS13

Lab Sample ID: 480-193831-13
Date Collected: 12/28/21 14:24
Matrix: Solid
Date Received: 12/29/21 13:40

Prep Type	Batch Type	Batch Method	Run	Dilution Factor	Batch Number	Prepared or Analyzed	Analyst	Lab
TCLP	Leach	1311			610787	01/04/22 16:03	LMS	TAL BUF
TCLP	Analysis	8260C		10	610929	01/06/22 12:35	WJD	TAL BUF
TCLP	Leach	1311			610766	01/04/22 14:10	LMS	TAL BUF
TCLP	Prep	3510C			610890	01/05/22 14:39	JMP	TAL BUF
TCLP	Analysis	8270D		1	610941	01/06/22 14:37	JMM	TAL BUF
TCLP	Leach	1311			610766	01/04/22 14:10	LMS	TAL BUF
TCLP	Prep	3510C			610864	01/05/22 11:24	JMP	TAL BUF
TCLP	Analysis	8081B		1	610920	01/06/22 13:33	JLS	TAL BUF
TCLP	Leach	1311			610766	01/04/22 14:10	LMS	TAL BUF
TCLP	Prep	8151A			610943	01/06/22 09:01	JMP	TAL BUF
TCLP	Analysis	8151		1	611060	01/07/22 14:57	MAN	TAL BUF
TCLP	Leach	1311			610766	01/04/22 14:10	LMS	TAL BUF
TCLP	Prep	3010A			610865	01/06/22 08:15	ADM	TAL BUF
TCLP	Analysis	6010C		1	611065	01/06/22 14:19	AMH	TAL BUF
TCLP	Leach	1311			610766	01/04/22 14:10	LMS	TAL BUF
TCLP	Prep	7470A			611516	01/12/22 13:35	BMB	TAL BUF
TCLP	Analysis	7470A		1	611585	01/12/22 16:19	BMB	TAL BUF
Total/NA	Analysis	1010A		1	611277	01/10/22 16:05	EJL	TAL BUF
Total/NA	Prep	7.3.3			610764	01/04/22 08:10	JGO	TAL BUF
Total/NA	Analysis	9012		1	610861	01/05/22 10:21	JGO	TAL BUF
Total/NA	Prep	7.3.4			610762	01/04/22 08:10	JGO	TAL BUF
Total/NA	Analysis	9034		1	610773	01/04/22 15:12	JGO	TAL BUF
Total/NA	Analysis	9045C		1	610758	01/04/22 11:00	KEB	TAL BUF
Total/NA	Analysis	Moisture		1	610558	12/30/21 17:02	IMZ	TAL BUF

Client Sample ID: PS13

Lab Sample ID: 480-193831-13
Date Collected: 12/28/21 14:24
Matrix: Solid
Date Received: 12/29/21 13:40
Percent Solids: 81.0

Prep Type	Batch Type	Batch Method	Run	Dilution Factor	Batch Number	Prepared or Analyzed	Analyst	Lab
Total/NA	Prep	5035A_H			610593	01/03/22 07:07	MAN	TAL BUF
Total/NA	Analysis	8015D		1	610597	01/03/22 22:18	JLS	TAL BUF
Total/NA	Prep	3550C			610520	12/30/21 14:28	JMP	TAL BUF
Total/NA	Analysis	8015D		1	610596	01/03/22 22:52	JLS	TAL BUF
Total/NA	Prep	3550C			610623	01/03/22 09:48	JMP	TAL BUF
Total/NA	Analysis	8082A		1	610755	01/04/22 20:25	W1T	TAL BUF

Lab Chronicle

Client: Brydges Engineering in Environment & Energy DPC
Project/Site: Pilgrim Village Senior

Job ID: 480-193831-1

Client Sample ID: PS14
Date Collected: 12/28/21 14:30
Date Received: 12/29/21 13:40

Lab Sample ID: 480-193831-14
Matrix: Solid

Prep Type	Batch Type	Batch Method	Run	Dilution Factor	Batch Number	Prepared or Analyzed	Analyst	Lab
TCLP	Leach	1311			610787	01/04/22 16:03	LMS	TAL BUF
TCLP	Analysis	8260C		10	610929	01/06/22 12:59	WJD	TAL BUF
TCLP	Leach	1311			610766	01/04/22 14:10	LMS	TAL BUF
TCLP	Prep	3510C			610890	01/05/22 14:39	JMP	TAL BUF
TCLP	Analysis	8270D		1	610941	01/06/22 15:01	JMM	TAL BUF
TCLP	Leach	1311			610766	01/04/22 14:10	LMS	TAL BUF
TCLP	Prep	3510C			610864	01/05/22 11:24	JMP	TAL BUF
TCLP	Analysis	8081B		1	610920	01/06/22 13:53	JLS	TAL BUF
TCLP	Leach	1311			610766	01/04/22 14:10	LMS	TAL BUF
TCLP	Prep	8151A			610943	01/06/22 09:01	JMP	TAL BUF
TCLP	Analysis	8151		1	611060	01/07/22 15:27	MAN	TAL BUF
TCLP	Leach	1311			610766	01/04/22 14:10	LMS	TAL BUF
TCLP	Prep	3010A			610865	01/06/22 08:15	ADM	TAL BUF
TCLP	Analysis	6010C		1	611065	01/06/22 14:23	AMH	TAL BUF
TCLP	Leach	1311			610766	01/04/22 14:10	LMS	TAL BUF
TCLP	Prep	7470A			611516	01/12/22 13:35	BMB	TAL BUF
TCLP	Analysis	7470A		1	611585	01/12/22 16:20	BMB	TAL BUF
Total/NA	Analysis	1010A		1	611277	01/10/22 16:05	EJL	TAL BUF
Total/NA	Prep	7.3.3			610764	01/04/22 08:10	JGO	TAL BUF
Total/NA	Analysis	9012		1	610861	01/05/22 10:22	JGO	TAL BUF
Total/NA	Prep	7.3.4			610762	01/04/22 08:10	JGO	TAL BUF
Total/NA	Analysis	9034		1	610773	01/04/22 15:12	JGO	TAL BUF
Total/NA	Analysis	9045C		1	610758	01/04/22 11:00	KEB	TAL BUF
Total/NA	Analysis	Moisture		1	610558	12/30/21 17:02	IMZ	TAL BUF

Client Sample ID: PS14
Date Collected: 12/28/21 14:30
Date Received: 12/29/21 13:40

Lab Sample ID: 480-193831-14
Matrix: Solid
Percent Solids: 81.8

Prep Type	Batch Type	Batch Method	Run	Dilution Factor	Batch Number	Prepared or Analyzed	Analyst	Lab
Total/NA	Prep	5035A_H			610593	01/03/22 07:07	MAN	TAL BUF
Total/NA	Analysis	8015D		1	610597	01/03/22 22:54	JLS	TAL BUF
Total/NA	Prep	3550C			610520	12/30/21 14:28	JMP	TAL BUF
Total/NA	Analysis	8015D		1	610596	01/03/22 23:27	JLS	TAL BUF
Total/NA	Prep	3550C			610623	01/03/22 09:48	JMP	TAL BUF
Total/NA	Analysis	8082A		1	610755	01/04/22 20:38	W1T	TAL BUF

Client Sample ID: PS15
Date Collected: 12/28/21 14:36
Date Received: 12/29/21 13:40

Lab Sample ID: 480-193831-15
Matrix: Solid

Prep Type	Batch Type	Batch Method	Run	Dilution Factor	Batch Number	Prepared or Analyzed	Analyst	Lab
TCLP	Leach	1311			610787	01/04/22 16:03	LMS	TAL BUF
TCLP	Analysis	8260C		10	610929	01/06/22 13:22	WJD	TAL BUF

Lab Chronicle

Client: Brydges Engineering in Environment & Energy DPC
Project/Site: Pilgrim Village Senior

Job ID: 480-193831-1

Client Sample ID: PS15
Date Collected: 12/28/21 14:36
Date Received: 12/29/21 13:40

Lab Sample ID: 480-193831-15
Matrix: Solid

Prep Type	Batch Type	Batch Method	Run	Dilution Factor	Batch Number	Prepared or Analyzed	Analyst	Lab
TCLP	Leach	1311			610766	01/04/22 14:10	LMS	TAL BUF
TCLP	Prep	3510C			610890	01/05/22 14:39	JMP	TAL BUF
TCLP	Analysis	8270D		1	610941	01/06/22 15:26	JMM	TAL BUF
TCLP	Leach	1311			610766	01/04/22 14:10	LMS	TAL BUF
TCLP	Prep	3510C			610864	01/05/22 11:24	JMP	TAL BUF
TCLP	Analysis	8081B		1	610920	01/06/22 14:13	JLS	TAL BUF
TCLP	Leach	1311			610766	01/04/22 14:10	LMS	TAL BUF
TCLP	Prep	8151A			610943	01/06/22 09:01	JMP	TAL BUF
TCLP	Analysis	8151		1	611060	01/07/22 15:56	MAN	TAL BUF
TCLP	Leach	1311			610766	01/04/22 14:10	LMS	TAL BUF
TCLP	Prep	3010A			610865	01/06/22 08:15	ADM	TAL BUF
TCLP	Analysis	6010C		1	611065	01/06/22 14:27	AMH	TAL BUF
TCLP	Leach	1311			610766	01/04/22 14:10	LMS	TAL BUF
TCLP	Prep	7470A			611516	01/12/22 13:35	BMB	TAL BUF
TCLP	Analysis	7470A		1	611585	01/12/22 16:21	BMB	TAL BUF
Total/NA	Analysis	1010A		1	611283	01/10/22 16:22	EJL	TAL BUF
Total/NA	Prep	7.3.3			610764	01/04/22 08:10	JGO	TAL BUF
Total/NA	Analysis	9012		1	610861	01/05/22 10:24	JGO	TAL BUF
Total/NA	Prep	7.3.4			610762	01/04/22 08:10	JGO	TAL BUF
Total/NA	Analysis	9034		1	610773	01/04/22 15:12	JGO	TAL BUF
Total/NA	Analysis	9045C		1	610758	01/04/22 11:00	KEB	TAL BUF
Total/NA	Analysis	Moisture		1	610558	12/30/21 17:02	IMZ	TAL BUF

Client Sample ID: PS15
Date Collected: 12/28/21 14:36
Date Received: 12/29/21 13:40

Lab Sample ID: 480-193831-15
Matrix: Solid
Percent Solids: 87.2

Prep Type	Batch Type	Batch Method	Run	Dilution Factor	Batch Number	Prepared or Analyzed	Analyst	Lab
Total/NA	Prep	5035A_H			610593	01/03/22 07:07	MAN	TAL BUF
Total/NA	Analysis	8015D		1	610597	01/03/22 23:30	JLS	TAL BUF
Total/NA	Prep	3550C			610520	12/30/21 14:28	JMP	TAL BUF
Total/NA	Analysis	8015D		1	610596	01/04/22 00:03	JLS	TAL BUF
Total/NA	Prep	3550C			610624	01/03/22 09:57	JMP	TAL BUF
Total/NA	Analysis	8082A		1	610755	01/04/22 21:42	W1T	TAL BUF

Client Sample ID: PS16
Date Collected: 12/28/21 14:42
Date Received: 12/29/21 13:40

Lab Sample ID: 480-193831-16
Matrix: Solid

Prep Type	Batch Type	Batch Method	Run	Dilution Factor	Batch Number	Prepared or Analyzed	Analyst	Lab
TCLP	Leach	1311			610787	01/04/22 16:03	LMS	TAL BUF
TCLP	Analysis	8260C		10	610929	01/06/22 13:45	WJD	TAL BUF
TCLP	Leach	1311			610766	01/04/22 14:10	LMS	TAL BUF
TCLP	Prep	3510C			610890	01/05/22 14:39	JMP	TAL BUF
TCLP	Analysis	8270D		1	610941	01/06/22 15:50	JMM	TAL BUF

Client Sample ID: PS16
Lab Sample ID: 480-193831-16

Date Collected: 12/28/21 14:42
Matrix: Solid
Date Received: 12/29/21 13:40

Prep Type	Batch Type	Batch Method	Run	Dilution Factor	Batch Number	Prepared or Analyzed	Analyst	Lab
TCLP	Leach	1311			610766	01/04/22 14:10	LMS	TAL BUF
TCLP	Prep	3510C			610864	01/05/22 11:24	JMP	TAL BUF
TCLP	Analysis	8081B		1	610920	01/06/22 14:32	JLS	TAL BUF
TCLP	Leach	1311			610766	01/04/22 14:10	LMS	TAL BUF
TCLP	Prep	8151A			610943	01/06/22 09:01	JMP	TAL BUF
TCLP	Analysis	8151		1	611060	01/07/22 16:26	MAN	TAL BUF
TCLP	Leach	1311			610766	01/04/22 14:10	LMS	TAL BUF
TCLP	Prep	3010A			610865	01/06/22 08:15	ADM	TAL BUF
TCLP	Analysis	6010C		1	611065	01/06/22 14:31	AMH	TAL BUF
TCLP	Leach	1311			610766	01/04/22 14:10	LMS	TAL BUF
TCLP	Prep	7470A			611516	01/12/22 13:35	BMB	TAL BUF
TCLP	Analysis	7470A		1	611585	01/12/22 16:23	BMB	TAL BUF
Total/NA	Analysis	1010A		1	611277	01/10/22 16:05	EJL	TAL BUF
Total/NA	Prep	7.3.3			610764	01/04/22 08:10	JGO	TAL BUF
Total/NA	Analysis	9012		1	610861	01/05/22 10:25	JGO	TAL BUF
Total/NA	Prep	7.3.4			610762	01/04/22 08:10	JGO	TAL BUF
Total/NA	Analysis	9034		1	610773	01/04/22 15:12	JGO	TAL BUF
Total/NA	Analysis	9045C		1	610758	01/04/22 11:00	KEB	TAL BUF
Total/NA	Analysis	Moisture		1	610558	12/30/21 17:02	IMZ	TAL BUF

Client Sample ID: PS16
Lab Sample ID: 480-193831-16

Date Collected: 12/28/21 14:42
Matrix: Solid
Date Received: 12/29/21 13:40
Percent Solids: 86.7

Prep Type	Batch Type	Batch Method	Run	Dilution Factor	Batch Number	Prepared or Analyzed	Analyst	Lab
Total/NA	Prep	5035A_H			610593	01/03/22 07:07	MAN	TAL BUF
Total/NA	Analysis	8015D		1	610597	01/04/22 00:05	JLS	TAL BUF
Total/NA	Prep	3550C			610609	01/03/22 08:28	VXF	TAL BUF
Total/NA	Analysis	8015D		1	610596	01/04/22 04:12	JLS	TAL BUF
Total/NA	Prep	3550C			610624	01/03/22 09:57	JMP	TAL BUF
Total/NA	Analysis	8082A		1	610755	01/04/22 21:55	W1T	TAL BUF

Client Sample ID: PS17
Lab Sample ID: 480-193831-17

Date Collected: 12/28/21 14:48
Matrix: Solid
Date Received: 12/29/21 13:40

Prep Type	Batch Type	Batch Method	Run	Dilution Factor	Batch Number	Prepared or Analyzed	Analyst	Lab
TCLP	Leach	1311			610787	01/04/22 16:03	LMS	TAL BUF
TCLP	Analysis	8260C		10	610929	01/06/22 14:08	WJD	TAL BUF
TCLP	Leach	1311			610766	01/04/22 14:10	LMS	TAL BUF
TCLP	Prep	3510C			610890	01/05/22 14:39	JMP	TAL BUF
TCLP	Analysis	8270D		1	610941	01/06/22 16:15	JMM	TAL BUF
TCLP	Leach	1311			610766	01/04/22 14:10	LMS	TAL BUF
TCLP	Prep	3510C			610864	01/05/22 11:24	JMP	TAL BUF
TCLP	Analysis	8081B		1	610920	01/06/22 14:52	JLS	TAL BUF

Client Sample ID: PS17
Lab Sample ID: 480-193831-17

Date Collected: 12/28/21 14:48
Matrix: Solid
Date Received: 12/29/21 13:40

Prep Type	Batch Type	Batch Method	Run	Dilution Factor	Batch Number	Prepared or Analyzed	Analyst	Lab
TCLP	Leach	1311			610766	01/04/22 14:10	LMS	TAL BUF
TCLP	Prep	8151A			610943	01/06/22 09:01	JMP	TAL BUF
TCLP	Analysis	8151		1	611060	01/07/22 16:56	MAN	TAL BUF
TCLP	Leach	1311			610766	01/04/22 14:10	LMS	TAL BUF
TCLP	Prep	3010A			610865	01/06/22 08:15	ADM	TAL BUF
TCLP	Analysis	6010C		1	611065	01/06/22 14:46	AMH	TAL BUF
TCLP	Leach	1311			610766	01/04/22 14:10	LMS	TAL BUF
TCLP	Prep	7470A			611516	01/12/22 13:35	BMB	TAL BUF
TCLP	Analysis	7470A		1	611585	01/12/22 16:24	BMB	TAL BUF
Total/NA	Analysis	1010A		1	611283	01/10/22 16:22	EJL	TAL BUF
Total/NA	Prep	7.3.3			610764	01/04/22 08:10	JGO	TAL BUF
Total/NA	Analysis	9012		1	610861	01/05/22 10:27	JGO	TAL BUF
Total/NA	Prep	7.3.4			610762	01/04/22 08:10	JGO	TAL BUF
Total/NA	Analysis	9034		1	610773	01/04/22 15:12	JGO	TAL BUF
Total/NA	Analysis	9045C		1	610758	01/04/22 11:00	KEB	TAL BUF
Total/NA	Analysis	Moisture		1	610558	12/30/21 17:02	IMZ	TAL BUF

Client Sample ID: PS17
Lab Sample ID: 480-193831-17

Date Collected: 12/28/21 14:48
Matrix: Solid
Date Received: 12/29/21 13:40
Percent Solids: 82.5

Prep Type	Batch Type	Batch Method	Run	Dilution Factor	Batch Number	Prepared or Analyzed	Analyst	Lab
Total/NA	Prep	5035A_H			610593	01/03/22 07:07	MAN	TAL BUF
Total/NA	Analysis	8015D		1	610597	01/04/22 01:53	JLS	TAL BUF
Total/NA	Prep	3550C			610609	01/03/22 08:28	VXF	TAL BUF
Total/NA	Analysis	8015D		1	610596	01/04/22 04:47	JLS	TAL BUF
Total/NA	Prep	3550C			610624	01/03/22 09:57	JMP	TAL BUF
Total/NA	Analysis	8082A		1	610755	01/04/22 22:08	W1T	TAL BUF

Client Sample ID: PS18
Lab Sample ID: 480-193831-18

Date Collected: 12/28/21 14:54
Matrix: Solid
Date Received: 12/29/21 13:40

Prep Type	Batch Type	Batch Method	Run	Dilution Factor	Batch Number	Prepared or Analyzed	Analyst	Lab
TCLP	Leach	1311			610787	01/04/22 16:03	LMS	TAL BUF
TCLP	Analysis	8260C		10	610929	01/06/22 14:31	WJD	TAL BUF
TCLP	Leach	1311			610766	01/04/22 14:10	LMS	TAL BUF
TCLP	Prep	3510C			610890	01/05/22 14:39	JMP	TAL BUF
TCLP	Analysis	8270D		1	610941	01/06/22 16:40	JMM	TAL BUF
TCLP	Leach	1311			610766	01/04/22 14:10	LMS	TAL BUF
TCLP	Prep	3510C			610864	01/05/22 11:24	JMP	TAL BUF
TCLP	Analysis	8081B		1	610920	01/06/22 15:12	JLS	TAL BUF
TCLP	Leach	1311			610766	01/04/22 14:10	LMS	TAL BUF
TCLP	Prep	8151A			610943	01/06/22 09:01	JMP	TAL BUF
TCLP	Analysis	8151		1	611060	01/07/22 17:25	MAN	TAL BUF

Client Sample ID: PS18
Lab Sample ID: 480-193831-18

Date Collected: 12/28/21 14:54
Matrix: Solid
Date Received: 12/29/21 13:40

Prep Type	Batch Type	Batch Method	Run	Dilution Factor	Batch Number	Prepared or Analyzed	Analyst	Lab
TCLP	Leach	1311			610766	01/04/22 14:10	LMS	TAL BUF
TCLP	Prep	3010A			610865	01/06/22 08:15	ADM	TAL BUF
TCLP	Analysis	6010C		1	611065	01/06/22 14:50	AMH	TAL BUF
TCLP	Leach	1311			610766	01/04/22 14:10	LMS	TAL BUF
TCLP	Prep	7470A			611516	01/12/22 13:35	BMB	TAL BUF
TCLP	Analysis	7470A		1	611585	01/12/22 16:25	BMB	TAL BUF
Total/NA	Analysis	1010A		1	611277	01/10/22 16:05	EJL	TAL BUF
Total/NA	Prep	7.3.3			610764	01/04/22 08:10	JGO	TAL BUF
Total/NA	Analysis	9012		1	610861	01/05/22 10:31	JGO	TAL BUF
Total/NA	Prep	7.3.4			610762	01/04/22 08:10	JGO	TAL BUF
Total/NA	Analysis	9034		1	610773	01/04/22 15:12	JGO	TAL BUF
Total/NA	Analysis	9045C		1	610758	01/04/22 11:00	KEB	TAL BUF
Total/NA	Analysis	Moisture		1	610558	12/30/21 17:02	IMZ	TAL BUF

Client Sample ID: PS18
Lab Sample ID: 480-193831-18

Date Collected: 12/28/21 14:54
Matrix: Solid
Date Received: 12/29/21 13:40
Percent Solids: 82.4

Prep Type	Batch Type	Batch Method	Run	Dilution Factor	Batch Number	Prepared or Analyzed	Analyst	Lab
Total/NA	Prep	5035A_H			610593	01/03/22 07:07	MAN	TAL BUF
Total/NA	Analysis	8015D		1	610597	01/04/22 02:28	JLS	TAL BUF
Total/NA	Prep	3550C			610609	01/03/22 08:28	VXF	TAL BUF
Total/NA	Analysis	8015D		1	610596	01/04/22 05:23	JLS	TAL BUF
Total/NA	Prep	3550C			610624	01/03/22 09:57	JMP	TAL BUF
Total/NA	Analysis	8082A		1	610755	01/04/22 22:21	W1T	TAL BUF

Client Sample ID: PS19
Lab Sample ID: 480-193831-19

Date Collected: 12/28/21 15:00
Matrix: Solid
Date Received: 12/29/21 13:40

Prep Type	Batch Type	Batch Method	Run	Dilution Factor	Batch Number	Prepared or Analyzed	Analyst	Lab
TCLP	Leach	1311			610787	01/04/22 16:03	LMS	TAL BUF
TCLP	Analysis	8260C		10	610929	01/06/22 14:54	WJD	TAL BUF
TCLP	Leach	1311			610766	01/04/22 14:10	LMS	TAL BUF
TCLP	Prep	3510C			610890	01/05/22 14:39	JMP	TAL BUF
TCLP	Analysis	8270D		1	610941	01/06/22 17:04	JMM	TAL BUF
TCLP	Leach	1311			610766	01/04/22 14:10	LMS	TAL BUF
TCLP	Prep	3510C			610864	01/05/22 11:24	JMP	TAL BUF
TCLP	Analysis	8081B		1	610920	01/06/22 15:31	JLS	TAL BUF
TCLP	Leach	1311			610766	01/04/22 14:10	LMS	TAL BUF
TCLP	Prep	8151A			610943	01/06/22 09:01	JMP	TAL BUF
TCLP	Analysis	8151		1	611060	01/07/22 18:24	MAN	TAL BUF
TCLP	Leach	1311			610766	01/04/22 14:10	LMS	TAL BUF
TCLP	Prep	3010A			610865	01/06/22 08:15	ADM	TAL BUF
TCLP	Analysis	6010C		1	611065	01/06/22 14:54	AMH	TAL BUF

Lab Chronicle

Client: Brydges Engineering in Environment & Energy DPC
Project/Site: Pilgrim Village Senior

Job ID: 480-193831-1

Client Sample ID: PS19

Lab Sample ID: 480-193831-19
Date Collected: 12/28/21 15:00
Matrix: Solid
Date Received: 12/29/21 13:40

Prep Type	Batch Type	Batch Method	Run	Dilution Factor	Batch Number	Prepared or Analyzed	Analyst	Lab
TCLP	Leach	1311			610766	01/04/22 14:10	LMS	TAL BUF
TCLP	Prep	7470A			611516	01/12/22 13:35	BMB	TAL BUF
TCLP	Analysis	7470A		1	611585	01/12/22 16:29	BMB	TAL BUF
Total/NA	Analysis	1010A		1	611277	01/10/22 16:05	EJL	TAL BUF
Total/NA	Prep	7.3.3			610764	01/04/22 08:10	JGO	TAL BUF
Total/NA	Analysis	9012		1	610861	01/05/22 10:32	JGO	TAL BUF
Total/NA	Prep	7.3.4			610762	01/04/22 08:10	JGO	TAL BUF
Total/NA	Analysis	9034		1	610773	01/04/22 15:12	JGO	TAL BUF
Total/NA	Analysis	9045C		1	610758	01/04/22 11:00	KEB	TAL BUF
Total/NA	Analysis	Moisture		1	610558	12/30/21 17:02	IMZ	TAL BUF

Client Sample ID: PS19

Lab Sample ID: 480-193831-19
Date Collected: 12/28/21 15:00
Matrix: Solid
Date Received: 12/29/21 13:40
Percent Solids: 83.2

Prep Type	Batch Type	Batch Method	Run	Dilution Factor	Batch Number	Prepared or Analyzed	Analyst	Lab
Total/NA	Prep	5035A_H			610593	01/03/22 07:07	MAN	TAL BUF
Total/NA	Analysis	8015D		1	610597	01/04/22 03:04	JLS	TAL BUF
Total/NA	Prep	3550C			610609	01/03/22 08:28	VXF	TAL BUF
Total/NA	Analysis	8015D		1	610596	01/04/22 05:58	JLS	TAL BUF
Total/NA	Prep	3550C			610624	01/03/22 09:57	JMP	TAL BUF
Total/NA	Analysis	8082A		1	610755	01/04/22 22:33	W1T	TAL BUF

Client Sample ID: PS20

Lab Sample ID: 480-193831-20
Date Collected: 12/28/21 15:06
Matrix: Solid
Date Received: 12/29/21 13:40

Prep Type	Batch Type	Batch Method	Run	Dilution Factor	Batch Number	Prepared or Analyzed	Analyst	Lab
TCLP	Leach	1311			610787	01/04/22 16:03	LMS	TAL BUF
TCLP	Analysis	8260C		10	610929	01/06/22 15:17	WJD	TAL BUF
TCLP	Leach	1311			610766	01/04/22 14:10	LMS	TAL BUF
TCLP	Prep	3510C			610890	01/05/22 14:39	JMP	TAL BUF
TCLP	Analysis	8270D		1	610941	01/06/22 17:29	JMM	TAL BUF
TCLP	Leach	1311			610766	01/04/22 14:10	LMS	TAL BUF
TCLP	Prep	3510C			610864	01/05/22 11:24	JMP	TAL BUF
TCLP	Analysis	8081B		1	610920	01/06/22 15:51	JLS	TAL BUF
TCLP	Leach	1311			610766	01/04/22 14:10	LMS	TAL BUF
TCLP	Prep	8151A			610943	01/06/22 09:01	JMP	TAL BUF
TCLP	Analysis	8151		1	611060	01/07/22 18:53	MAN	TAL BUF
TCLP	Leach	1311			610766	01/04/22 14:10	LMS	TAL BUF
TCLP	Prep	3010A			610865	01/06/22 08:15	ADM	TAL BUF
TCLP	Analysis	6010C		1	611065	01/06/22 14:58	AMH	TAL BUF
TCLP	Leach	1311			610766	01/04/22 14:10	LMS	TAL BUF
TCLP	Prep	7470A			611516	01/12/22 13:35	BMB	TAL BUF
TCLP	Analysis	7470A		1	611585	01/12/22 16:30	BMB	TAL BUF

Lab Chronicle

Client: Brydges Engineering in Environment & Energy DPC
Project/Site: Pilgrim Village Senior

Job ID: 480-193831-1

Client Sample ID: PS20

Lab Sample ID: 480-193831-20
Date Collected: 12/28/21 15:06
Matrix: Solid
Date Received: 12/29/21 13:40

Prep Type	Batch Type	Batch Method	Run	Dilution Factor	Batch Number	Prepared or Analyzed	Analyst	Lab
Total/NA	Analysis	1010A		1	611283	01/10/22 16:22	EJL	TAL BUF
Total/NA	Prep	7.3.3			610764	01/04/22 08:10	JGO	TAL BUF
Total/NA	Analysis	9012		1	610861	01/05/22 10:34	JGO	TAL BUF
Total/NA	Prep	7.3.4			610762	01/04/22 08:10	JGO	TAL BUF
Total/NA	Analysis	9034		1	610773	01/04/22 15:12	JGO	TAL BUF
Total/NA	Analysis	9045C		1	610758	01/04/22 11:00	KEB	TAL BUF
Total/NA	Analysis	Moisture		1	610558	12/30/21 17:02	IMZ	TAL BUF

Client Sample ID: PS20

Lab Sample ID: 480-193831-20
Date Collected: 12/28/21 15:06
Matrix: Solid
Date Received: 12/29/21 13:40
Percent Solids: 79.2

Prep Type	Batch Type	Batch Method	Run	Dilution Factor	Batch Number	Prepared or Analyzed	Analyst	Lab
Total/NA	Prep	5035A_H			610593	01/03/22 07:10	MAN	TAL BUF
Total/NA	Analysis	8015D		1	610597	01/04/22 03:39	JLS	TAL BUF
Total/NA	Prep	3550C			610609	01/03/22 08:28	VXF	TAL BUF
Total/NA	Analysis	8015D		1	610596	01/04/22 06:34	JLS	TAL BUF
Total/NA	Prep	3550C			610624	01/03/22 09:57	JMP	TAL BUF
Total/NA	Analysis	8082A		1	610755	01/04/22 22:46	W1T	TAL BUF

Client Sample ID: PS21

Lab Sample ID: 480-193831-21
Date Collected: 12/28/21 15:12
Matrix: Solid
Date Received: 12/29/21 13:40

Prep Type	Batch Type	Batch Method	Run	Dilution Factor	Batch Number	Prepared or Analyzed	Analyst	Lab
TCLP	Leach	1311			610787	01/04/22 16:03	LMS	TAL BUF
TCLP	Analysis	8260C		10	610929	01/06/22 15:40	WJD	TAL BUF
TCLP	Leach	1311			610766	01/04/22 14:10	LMS	TAL BUF
TCLP	Prep	3510C			610890	01/05/22 14:39	JMP	TAL BUF
TCLP	Analysis	8270D		1	610941	01/06/22 17:53	JMM	TAL BUF
TCLP	Leach	1311			610766	01/04/22 14:10	LMS	TAL BUF
TCLP	Prep	3510C			610864	01/05/22 11:24	JMP	TAL BUF
TCLP	Analysis	8081B		1	610920	01/06/22 16:11	JLS	TAL BUF
TCLP	Leach	1311			610766	01/04/22 14:10	LMS	TAL BUF
TCLP	Prep	8151A			610943	01/06/22 09:01	JMP	TAL BUF
TCLP	Analysis	8151		1	611060	01/07/22 19:23	MAN	TAL BUF
TCLP	Leach	1311			610766	01/04/22 14:10	LMS	TAL BUF
TCLP	Prep	3010A			610865	01/06/22 08:15	ADM	TAL BUF
TCLP	Analysis	6010C		1	611065	01/06/22 15:02	AMH	TAL BUF
TCLP	Leach	1311			610766	01/04/22 14:10	LMS	TAL BUF
TCLP	Prep	7470A			611516	01/12/22 13:35	BMB	TAL BUF
TCLP	Analysis	7470A		1	611585	01/12/22 16:32	BMB	TAL BUF
Total/NA	Analysis	1010A		1	611550	01/12/22 14:16	JGO	TAL BUF
Total/NA	Prep	7.3.3			610764	01/04/22 08:10	JGO	TAL BUF
Total/NA	Analysis	9012		1	610861	01/05/22 10:35	JGO	TAL BUF

Lab Chronicle

Client: Brydges Engineering in Environment & Energy DPC
Project/Site: Pilgrim Village Senior

Job ID: 480-193831-1

Client Sample ID: PS21

Lab Sample ID: 480-193831-21
Date Collected: 12/28/21 15:12
Matrix: Solid
Date Received: 12/29/21 13:40

Prep Type	Batch Type	Batch Method	Run	Dilution Factor	Batch Number	Prepared or Analyzed	Analyst	Lab
Total/NA	Prep	7.3.4			610762	01/04/22 08:10	JGO	TAL BUF
Total/NA	Analysis	9034		1	610773	01/04/22 15:12	JGO	TAL BUF
Total/NA	Analysis	9045C		1	610758	01/04/22 11:00	KEB	TAL BUF
Total/NA	Analysis	Moisture		1	610558	12/30/21 17:02	IMZ	TAL BUF

Client Sample ID: PS21

Lab Sample ID: 480-193831-21
Date Collected: 12/28/21 15:12
Matrix: Solid
Date Received: 12/29/21 13:40
Percent Solids: 82.7

Prep Type	Batch Type	Batch Method	Run	Dilution Factor	Batch Number	Prepared or Analyzed	Analyst	Lab
Total/NA	Prep	5035A_H			610683	01/04/22 07:52	JLS	TAL BUF
Total/NA	Analysis	8015D		1	610704	01/04/22 12:44	JLS	TAL BUF
Total/NA	Prep	3550C			610609	01/03/22 08:28	VXF	TAL BUF
Total/NA	Analysis	8015D		1	610596	01/04/22 07:10	JLS	TAL BUF
Total/NA	Prep	3550C			610624	01/03/22 09:57	JMP	TAL BUF
Total/NA	Analysis	8082A		1	610755	01/04/22 22:59	W1T	TAL BUF

Client Sample ID: PS22

Lab Sample ID: 480-193831-22
Date Collected: 12/28/21 15:18
Matrix: Solid
Date Received: 12/29/21 13:40

Prep Type	Batch Type	Batch Method	Run	Dilution Factor	Batch Number	Prepared or Analyzed	Analyst	Lab
TCLP	Leach	1311			610787	01/04/22 16:03	LMS	TAL BUF
TCLP	Analysis	8260C		10	610929	01/06/22 16:04	WJD	TAL BUF
TCLP	Leach	1311			610766	01/04/22 14:10	LMS	TAL BUF
TCLP	Prep	3510C			610890	01/05/22 14:39	JMP	TAL BUF
TCLP	Analysis	8270D		1	610941	01/06/22 18:17	JMM	TAL BUF
TCLP	Leach	1311			610766	01/04/22 14:10	LMS	TAL BUF
TCLP	Prep	3510C			610864	01/05/22 11:24	JMP	TAL BUF
TCLP	Analysis	8081B		1	610920	01/06/22 16:30	JLS	TAL BUF
TCLP	Leach	1311			610766	01/04/22 14:10	LMS	TAL BUF
TCLP	Prep	8151A			610943	01/06/22 09:01	JMP	TAL BUF
TCLP	Analysis	8151		1	611060	01/07/22 19:53	MAN	TAL BUF
TCLP	Leach	1311			610766	01/04/22 14:10	LMS	TAL BUF
TCLP	Prep	3010A			610865	01/06/22 08:15	ADM	TAL BUF
TCLP	Analysis	6010C		1	611065	01/06/22 15:06	AMH	TAL BUF
TCLP	Leach	1311			610766	01/04/22 14:10	LMS	TAL BUF
TCLP	Prep	7470A			611516	01/12/22 13:35	BMB	TAL BUF
TCLP	Analysis	7470A		1	611585	01/12/22 16:33	BMB	TAL BUF
Total/NA	Analysis	1010A		1	611283	01/10/22 16:22	EJL	TAL BUF
Total/NA	Prep	7.3.3			610888	01/05/22 08:30	JGO	TAL BUF
Total/NA	Analysis	9012		1	610967	01/06/22 09:58	JGO	TAL BUF
Total/NA	Prep	7.3.4			610885	01/05/22 08:30	JGO	TAL BUF
Total/NA	Analysis	9034		1	610886	01/05/22 13:30	JGO	TAL BUF
Total/NA	Analysis	9045C		1	610758	01/04/22 11:00	KEB	TAL BUF

Lab Chronicle

Client: Brydges Engineering in Environment & Energy DPC
Project/Site: Pilgrim Village Senior

Job ID: 480-193831-1

Client Sample ID: PS22
Date Collected: 12/28/21 15:18
Date Received: 12/29/21 13:40

Lab Sample ID: 480-193831-22
Matrix: Solid

Prep Type	Batch Type	Batch Method	Run	Dilution Factor	Batch Number	Prepared or Analyzed	Analyst	Lab
Total/NA	Analysis	Moisture		1	610558	12/30/21 17:02	IMZ	TAL BUF

Client Sample ID: PS22
Date Collected: 12/28/21 15:18
Date Received: 12/29/21 13:40

Lab Sample ID: 480-193831-22
Matrix: Solid
Percent Solids: 81.0

Prep Type	Batch Type	Batch Method	Run	Dilution Factor	Batch Number	Prepared or Analyzed	Analyst	Lab
Total/NA	Prep	5035A_H			610683	01/04/22 07:52	JLS	TAL BUF
Total/NA	Analysis	8015D		1	610704	01/04/22 13:20	JLS	TAL BUF
Total/NA	Prep	3550C			610609	01/03/22 08:28	VXF	TAL BUF
Total/NA	Analysis	8015D		1	610596	01/04/22 08:21	JLS	TAL BUF
Total/NA	Prep	3550C			610624	01/03/22 09:57	JMP	TAL BUF
Total/NA	Analysis	8082A		1	610755	01/04/22 23:12	W1T	TAL BUF

Client Sample ID: PS23
Date Collected: 12/28/21 15:24
Date Received: 12/29/21 13:40

Lab Sample ID: 480-193831-23
Matrix: Solid

Prep Type	Batch Type	Batch Method	Run	Dilution Factor	Batch Number	Prepared or Analyzed	Analyst	Lab
TCLP	Leach	1311			610787	01/04/22 16:03	LMS	TAL BUF
TCLP	Analysis	8260C		10	610929	01/06/22 16:27	WJD	TAL BUF
TCLP	Leach	1311			610766	01/04/22 14:10	LMS	TAL BUF
TCLP	Prep	3510C			610890	01/05/22 14:39	JMP	TAL BUF
TCLP	Analysis	8270D		1	610941	01/06/22 18:42	JMM	TAL BUF
TCLP	Leach	1311			610766	01/04/22 14:10	LMS	TAL BUF
TCLP	Prep	3510C			610864	01/05/22 11:24	JMP	TAL BUF
TCLP	Analysis	8081B		1	610920	01/06/22 16:50	JLS	TAL BUF
TCLP	Leach	1311			610766	01/04/22 14:10	LMS	TAL BUF
TCLP	Prep	8151A			610943	01/06/22 09:01	JMP	TAL BUF
TCLP	Analysis	8151		1	611060	01/07/22 20:22	MAN	TAL BUF
TCLP	Leach	1311			610766	01/04/22 14:10	LMS	TAL BUF
TCLP	Prep	3010A			610865	01/06/22 08:15	ADM	TAL BUF
TCLP	Analysis	6010C		1	611065	01/06/22 15:10	AMH	TAL BUF
TCLP	Leach	1311			610766	01/04/22 14:10	LMS	TAL BUF
TCLP	Prep	7470A			611516	01/12/22 13:35	BMB	TAL BUF
TCLP	Analysis	7470A		1	611585	01/12/22 16:34	BMB	TAL BUF
Total/NA	Analysis	1010A		1	611277	01/10/22 16:05	EJL	TAL BUF
Total/NA	Prep	7.3.3			610987	01/06/22 12:52	JGO	TAL BUF
Total/NA	Analysis	9012		1	611003	01/06/22 13:25	JGO	TAL BUF
Total/NA	Prep	7.3.4			610992	01/06/22 12:52	JGO	TAL BUF
Total/NA	Analysis	9034		1	611057	01/06/22 13:00	JGO	TAL BUF
Total/NA	Analysis	9045C		1	610758	01/04/22 11:00	KEB	TAL BUF
Total/NA	Analysis	Moisture		1	610558	12/30/21 17:02	IMZ	TAL BUF

Lab Chronicle

Client: Brydges Engineering in Environment & Energy DPC
Project/Site: Pilgrim Village Senior

Job ID: 480-193831-1

Client Sample ID: PS23

Date Collected: 12/28/21 15:24
Date Received: 12/29/21 13:40

Lab Sample ID: 480-193831-23

Matrix: Solid
Percent Solids: 82.0

Prep Type	Batch Type	Batch Method	Run	Dilution Factor	Batch Number	Prepared or Analyzed	Analyst	Lab
Total/NA	Prep	5035A_H			610683	01/04/22 07:52	JLS	TAL BUF
Total/NA	Analysis	8015D		1	610704	01/04/22 13:56	JLS	TAL BUF
Total/NA	Prep	3550C			610609	01/03/22 08:28	VXF	TAL BUF
Total/NA	Analysis	8015D		1	610596	01/04/22 08:57	JLS	TAL BUF
Total/NA	Prep	3550C			610624	01/03/22 09:57	JMP	TAL BUF
Total/NA	Analysis	8082A		1	610755	01/04/22 23:25	W1T	TAL BUF

Laboratory References:

TAL BUF = Eurofins Buffalo, 10 Hazelwood Drive, Amherst, NY 14228-2298, TEL (716)691-2600

Accreditation/Certification Summary

Client: Brydges Engineering in Environment & Energy DPC
Job ID: 480-193831-1
Project/Site: Pilgrim Village Senior

Laboratory: Eurofins Buffalo

Unless otherwise noted, all analytes for this laboratory were covered under each accreditation/certification below.

Authority	Program	Identification Number	Expiration Date
New York	NELAP	10026	04-01-22

The following analytes are included in this report, but the laboratory is not certified by the governing authority. This list may include analytes for which the agency does not offer certification.

Analysis Method	Prep Method	Matrix	Analyte
7470A	7470A	Solid	Mercury
9012	7.3.3	Solid	Cyanide, Reactive
9034	7.3.4	Solid	Sulfide, Reactive
9045C		Solid	pH
9045C		Solid	Temperature
Moisture		Solid	Percent Moisture
Moisture		Solid	Percent Solids

Method Summary

Client: Brydges Engineering in Environment & Energy DPC
Project/Site: Pilgrim Village Senior

Job ID: 480-193831-1

Method	Method Description	Protocol	Laboratory
8260C	TCLP Volatiles	SW846	TAL BUF
8270D	Semivolatile Organic Compounds (GC/MS)	SW846	TAL BUF
8015D	Gasoline Range Organics (GRO) (GC)	SW846	TAL BUF
8015D	Diesel Range Organics (DRO) (GC)	SW846	TAL BUF
8081B	Organochlorine Pesticides (GC)	SW846	TAL BUF
8082A	Polychlorinated Biphenyls (PCBs) by Gas Chromatography	SW846	TAL BUF
8151	TCLP Herbicides	SW846	TAL BUF
6010C	Metals (ICP)	SW846	TAL BUF
7470A	TCLP Mercury	SW846	TAL BUF
1010A	Ignitability, Pensky-Martens Closed-Cup Method	SW846	TAL BUF
9012	Cyanide, Reactive	SW846	TAL BUF
9034	Sulfide, Reactive	SW846	TAL BUF
9045C	pH	SW846	TAL BUF
Moisture	Percent Moisture	EPA	TAL BUF
1311	TCLP Extraction	SW846	TAL BUF
3010A	Preparation, Total Metals	SW846	TAL BUF
3510C	Liquid-Liquid Extraction (Separatory Funnel)	SW846	TAL BUF
3550C	Ultrasonic Extraction	SW846	TAL BUF
5030C	Purge and Trap	SW846	TAL BUF
5035A_H	Closed System Purge and Trap	SW846	TAL BUF
7.3.3	Cyanide, Reactive	SW846	TAL BUF
7.3.4	Sulfide, Reactive	SW846	TAL BUF
7470A	Preparation, Mercury	SW846	TAL BUF
8151A	Extraction (Herbicides)	SW846	TAL BUF

Protocol References:

EPA = US Environmental Protection Agency

SW846 = "Test Methods For Evaluating Solid Waste, Physical/Chemical Methods", Third Edition, November 1986 And Its Updates.

Laboratory References:

TAL BUF = Eurofins Buffalo, 10 Hazelwood Drive, Amherst, NY 14228-2298, TEL (716)691-2600

Sample Summary

Client: Brydges Engineering in Environment & Energy DPC
Project/Site: Pilgrim Village Senior

Job ID: 480-193831-1

Lab Sample ID	Client Sample ID	Matrix	Collected	Received
480-193831-1	PS1	Solid	12/28/21 13:12	12/29/21 13:40
480-193831-2	PS2	Solid	12/28/21 13:18	12/29/21 13:40
480-193831-3	PS3	Solid	12/28/21 13:24	12/29/21 13:40
480-193831-4	PS4	Solid	12/28/21 13:30	12/29/21 13:40
480-193831-5	PS5	Solid	12/28/21 13:36	12/29/21 13:40
480-193831-6	PS6	Solid	12/28/21 13:42	12/29/21 13:40
480-193831-7	PS7	Solid	12/28/21 13:48	12/29/21 13:40
480-193831-8	PS8	Solid	12/28/21 13:54	12/29/21 13:40
480-193831-9	PS9	Solid	12/28/21 14:00	12/29/21 13:40
480-193831-10	PS10	Solid	12/28/21 14:06	12/29/21 13:40
480-193831-11	PS11	Solid	12/28/21 14:12	12/29/21 13:40
480-193831-12	PS12	Solid	12/28/21 14:18	12/29/21 13:40
480-193831-13	PS13	Solid	12/28/21 14:24	12/29/21 13:40
480-193831-14	PS14	Solid	12/28/21 14:30	12/29/21 13:40
480-193831-15	PS15	Solid	12/28/21 14:36	12/29/21 13:40
480-193831-16	PS16	Solid	12/28/21 14:42	12/29/21 13:40
480-193831-17	PS17	Solid	12/28/21 14:48	12/29/21 13:40
480-193831-18	PS18	Solid	12/28/21 14:54	12/29/21 13:40
480-193831-19	PS19	Solid	12/28/21 15:00	12/29/21 13:40
480-193831-20	PS20	Solid	12/28/21 15:06	12/29/21 13:40
480-193831-21	PS21	Solid	12/28/21 15:12	12/29/21 13:40
480-193831-22	PS22	Solid	12/28/21 15:18	12/29/21 13:40
480-193831-23	PS23	Solid	12/28/21 15:24	12/29/21 13:40

Eurofins TestAmerica, Buffalo
10 Hazelwood Drive
Amherst, NY 14228-2298
Phone: 716-691-2600 Fax: 716-691-7991

Chain of Custody Record

eurofins | Environment Testing America

Client Information	Sampler: Jesse	Lab PM: Giacomazza, Joe V	Carrier Tracking No(s):	COC No. 480-169013-36909.1
Client Contact: Jake Tracy	Phone:	E-Mail: joe.giacomazza@testamericainc.com	State of Origin: NY	Page: Page 1 of 3
Company: Brydges Engineering in Environment & Energy DPC	PWSID:			Job #:
Address: 960 Busti Ave Suite B-150	Due Date Requested:			
City: Buffalo	TAT Requested (days): 10 DAY			
State, Zip: NY, 14213	Compliance Project: ☑ Yes Δ No			
Phone: 716.249.6880	PO #: Purchase Order not required			
Email: jtracy@be3corp.com	WO #:			
Project Name: BE3 Corp	Project #: 48024347			
Site: Pilgrim Village Senior	SSOW#:			

Analysis Requested

480-193831 Chain of Custody

H - Ascorbic Acid
I - Ice
J - DI Water
K - EDTA
L - EDA
S - H2SO4
T - TSP Dodecahydrate
U - Acetone
V - MCAA
W - pH 4-5
Z - other (specify)
Other:

Sample Identification	Sample Date	Sample Time	Sample Type (C=comp, G=grab)	Matrix (W=water, S=solid, O=waste/oil, BT=Tissue, A=Air)	Field Filtered Sample (Yes or No)	Perform MS/MSD (Yes or No)	9012_ReactiveCN, 9034_Reactive	6010C, 7470A, 8081B, 8151A, 8270D	8260C - TCLP Volatiles	1010A, 9045C	8015D_DRO, 8082A	8015D_GRO - GRO	Total Number of containers	Special Instructions/Note:
			Preservation Code:				N	N	N	N	N	N		
PS1	12/28/21	1312	C	Solid	N	Y	X	X	X	X	X	X	5	
PS2		1318		Solid			X	X	X	X	X	X		
PS3		1324		Solid			X	X	X	X	X	X		
PS4		1330		Solid			X	X	X	X	X	X		
PS5		1336		Solid			X	X	X	X	X	X		
~~PS7~~ PS6		1342		Solid			X	X	X	X	X	X		
~~PS8~~ PS7		1348		Solid			X	X	X	X	X	X		
~~PS9~~ PS8		1354		Solid			X	X	X	X	X	X		
~~PS10~~ PS9		1400		Solid			X	X	X	X	X	X		
~~PS11~~ PS10		1406		Solid			X	X	X	X	X	X		
PS11		1412		Solid			X	X	X	X	X	X		

Possible Hazard Identification
☑ Non-Hazard ☐ Flammable ☐ Skin Irritant ☐ Poison B ☐ Unknown ☐ Radiological

Sample Disposal (A fee may be assessed if samples are retained longer than 1 month)
☐ Return To Client ☑ Disposal By Lab ☐ Archive For _____ Months

Deliverable Requested: I, II, III, IV, Other (specify)

Special Instructions/QC Requirements:

Empty Kit Relinquished by:	Date:	Time:	Method of Shipment:

Relinquished by	Date/Time	Company	Received by	Date/Time	Company
			Jen Johnson	12/29/21 1340	ETA
Relinquished by	Date/Time	Company	Received by	Date/Time	Company
Relinquished by	Date/Time	Company	Received by	Date/Time	Company

Custody Seals Intact: Δ Yes Δ No | Custody Seal No.:

Cooler Temperature(s) °C and Other Remarks: IR Gun 13.0 no ICE

Ver: 06/08/2021

Eurofins TestAmerica, Buffalo
10 Hazelwood Drive
Amherst, NY 14228-2298
Phone: 716-691-2600 Fax: 716-691-7991

Chain of Custody Record

eurofins | Environment Testing America

Client Information	Sampler: JESSE	Lab PM: Giacomazza, Joe V	Carrier Tracking No(s):	COC No: 480-169013-36909.2
Client Contact: Jake Tracy	Phone:	E-Mail: joe.giacomazza@testamericainc.com	State of Origin: NY	Page: Page 2 of 3
Company: Brydges Engineering in Environment & Energy DPC	PWSID:			Job #: 8046
Address: 960 Busti Ave Suite B-150	Due Date Requested:			
City: Buffalo	TAT Requested (days): 10 DAY			
State, Zip: NY, 14213	Compliance Project: ✓ Yes Δ No			
Phone: 716.249.6880	PO #: Purchase Order not required			
Email: jtracy@be3corp.com	WO #:			
Project Name: BE3 Corp	Project #: 48024347			
Site: PILGRIM VILLAGE SENIOR	SSOW#:			

Analysis Requested

Preservation Codes:

A - HCL, B - NaOH, C - Zn Acetate, D - Nitric Acid, E - NaHSO4, F - MeOH, G - Amchlor, H - Ascorbic Acid, I - Ice, J - DI Water, K - EDTA, L - EDA, M - Hexane, N - None, O - AsNaO2, P - Na2O4S, Q - Na2SO3, R - Na2S2O3, S - H2SO4, T - TSP Dodecahydrate, U - Acetone, V - MCAA, W - pH 4-5, Z - other (specify)

Other:

Sample Identification	Sample Date	Sample Time	Sample Type (C=comp, G=grab)	Matrix (W=water, S=solid, O=waste/oil, BT=Tissue, A=Air)	Field Filtered Sample (Yes or No)	Perform MS/MSD (Yes or No)	9012_ReactiveCN, 9034_Reactive	6010C, 7470A, 8081B, 8151A, 8270D	8260C - TCLP Volatiles	1010A, 9045C	8015D_DRO, 8082A	8015D_GRO - GRO	Total Number of containers	Special Instructions/Note:
			Preservation Code:				N	N	N	N	N	N		
PS12	12/28/21	1418	C	Solid	N	Y	X	X	X	X	X	X	5	
PS13		1424		Solid			X	X	X	X	X	X		
PS14		1430		Solid			X	X	X	X	X	X		
PS15		1436		Solid			X	X	X	X	X	X		
PS16		1442		Solid			X	X	X	X	X	X		
PS17		1448		Solid			X	X	X	X	X	X		
PS18		1454		Solid			X	X	X	X	X	X		
PS19		1500		Solid			X	X	X	X	X	X		
PS20		1506		Solid			X	X	X	X	X	X		
PS21		1512		Solid			X	X	X	X	X	X		
PS22		1518		Solid			X	X	X	X	X	X		

Possible Hazard Identification
☑ Non-Hazard ☐ Flammable ☐ Skin Irritant ☐ Poison B ☐ Unknown ☐ Radiological

Sample Disposal (A fee may be assessed if samples are retained longer than 1 month)
☐ Return To Client ☑ Disposal By Lab ☐ Archive For ____ Months

Deliverable Requested: I, II, III, IV, Other (specify)

Special Instructions/QC Requirements:

Empty Kit Relinquished by:	Date:	Time:	Method of Shipment:

Relinquished by	Date/Time	Company	Received by	Date/Time	Company
			[signature]	12/29/21 1340	[signature]

Custody Seals Intact: Δ Yes Δ No	Custody Seal No.:	Cooler Temperature(s) °C and Other Remarks:

Ver: 06/08/2021

Eurofins TestAmerica, Buffalo
10 Hazelwood Drive
Amherst, NY 14228-2298
Phone: 716-691-2600 Fax: 716-691-7991

Chain of Custody Record

eurofins | Environment Testing America

Client Information	Sampler: JESSE	Lab PM: Giacomazza, Joe V	Carrier Tracking No(s):	COC No: 480-169013-36909.3
Client Contact: Jake Tracy	Phone:	E-Mail: joe.giacomazza@testamericainc.com	State of Origin: NY	Page: Page 3 of 3
Company: Brydges Engineering in Environment & Energy DPC	PWSID:			Job #: 8046
Address: 960 Busti Ave Suite B-150	Due Date Requested:			
City: Buffalo	TAT Requested (days):			
State, Zip: NY, 14213	Compliance Project: Δ Yes Δ No			
Phone: 716.249.6880	PO #: Purchase Order not required			
Email: jtracy@be3corp.com	WO #:			
Project Name: BE3 Corp	Project #: 48024347			
Site: PILGRIM VILLAGE SENIOR	SSOW#:			

Analysis Requested

Preservation Codes:
A - HCL, B - NaOH, C - Zn Acetate, D - Nitric Acid, E - NaHSO4, F - MeOH, G - Amchlor, H - Ascorbic Acid, I - Ice, J - DI Water, K - EDTA, L - EDA
M - Hexane, N - None, O - AsNaO2, P - Na2O4S, Q - Na2SO3, R - Na2S2O3, S - H2SO4, T - TSP Dodecahydrate, U - Acetone, V - MCAA, W - pH 4-5, Z - other (specify)
Other:

Sample Identification	Sample Date	Sample Time	Sample Type (C=comp, G=grab)	Matrix (W=water, S=solid, O=waste/oil, BT=Tissue, A=Air)	Field Filtered Sample (Yes or No)	Perform MS/MSD (Yes or No)	9012_ReactiveCN, 9034_Reactive	6010C, 7470A, 8081B, 8151A, 8270D	8260C - TCLP Volatiles	1010A, 9045C	8015D_DRO, 8082A	8015D_GRO - GRO	Total Number of containers	Special Instructions/Note:
			Preservation Code:		X	X	N	N	N	N	N	N	X	
PS23	12/28/21	1524	C	Solid	N	Y	X	X	X	X	X	X	5	
				~~Solid~~										

Possible Hazard Identification
☑ Non-Hazard ☐ Flammable ☐ Skin Irritant ☐ Poison B ☐ Unknown ☐ Radiological

Sample Disposal (A fee may be assessed if samples are retained longer than 1 month)
☐ Return To Client ☑ Disposal By Lab ☐ Archive For ____ Months

Deliverable Requested: I, II, III, IV, Other (specify)

Special Instructions/QC Requirements:

Empty Kit Relinquished by: | Date: | Time: | Method of Shipment:

Relinquished by:	Date/Time:	Company	Received by:	Date/Time:	Company
Relinquished by:	Date/Time:	Company	Received by:	Date/Time:	Company
Relinquished by:	Date/Time:	Company	Received by:	Date/Time: 12/27/21 1340	Company

Custody Seals Intact: Δ Yes Δ No | Custody Seal No.: | Cooler Temperature(s) °C and Other Remarks:

Ver: 06/08/2021

Login Sample Receipt Checklist

Client: Brydges Engineering in Environment & Ene

Job Number: 480-193831-1

Login Number: 193831
List Number: 1
Creator: Sabuda, Brendan D

List Source: Eurofins Buffalo

Question	Answer	Comment
Radioactivity either was not measured or, if measured, is at or below background	True	
The cooler's custody seal, if present, is intact.	True	
The cooler or samples do not appear to have been compromised or tampered with.	True	
Samples were received on ice.	False	
Cooler Temperature is acceptable.	True	
Cooler Temperature is recorded.	True	17.2 16.1 13.0 #1 no ice
COC is present.	True	
COC is filled out in ink and legible.	True	
COC is filled out with all pertinent information.	True	
Is the Field Sampler's name present on COC?	True	
There are no discrepancies between the sample IDs on the containers and the COC.	True	
Samples are received within Holding Time (Excluding tests with immediate HTs)..	True	
Sample containers have legible labels.	True	
Containers are not broken or leaking.	True	
Sample collection date/times are provided.	True	
Appropriate sample containers are used.	True	
Sample bottles are completely filled.	True	
Sample Preservation Verified	True	
There is sufficient vol. for all requested analyses, incl. any requested MS/MSDs	True	
VOA sample vials do not have headspace or bubble is <6mm (1/4") in diameter.	True	
If necessary, staff have been informed of any short hold time or quick TAT needs	True	
Multiphasic samples are not present.	True	
Samples do not require splitting or compositing.	True	
Sampling Company provided.	True	
Samples received within 48 hours of sampling.	True	
Samples requiring field filtration have been filtered in the field.	True	
Chlorine Residual checked.	True	

APPENDIX F

TRANSFORMER REMOVAL DATA

BRYDGES ENGINEERING
IN ENVIRONMENT AND ENERGY, DPC

From: Montesano, Lisa
To: Jason Brydges; Marty Cerny
Cc: Mike McCowan
Subject: Pilgrim Village - National Grid Retired Equipment
Date: Monday, March 14, 2022 11:13:18 AM

CAUTION: This email originated from outside of the organization.

Good morning. National Grid removed ten pad-mounted transformers and two electrical junction boxes from locations throughout the Pilgrim Village site in Buffalo, NY. Transformers contain mineral oil dielectric fluid; and junction boxes do not contain mineral oil dielectric fluid. The equipment was transported to National Grid's Buffalo transformer shop, cataloged, inspected, and shipped for off-site recycling as surplus electrical equipment in accordance with our environmental procedures. The transformers were inspected and documented to be intact and non-leaking.

I trust this information satisfies your needs. If you should have additional questions, please contact me.

Thank you, Lisa

Lisa L. Montesano
UNY Lead Environmental Engineer (Western Division)
144 Kensington Avenue, Buffalo, NY 14214
nationalgrid

1-716-479-5339 (cell)
lisa.montesano@nationalgrid.com

nationalgridus.com

This e-mail, and any attachments are strictly confidential and intended for the addressee(s) only. The content may also contain legal, professional or other privileged information. If you are not the intended recipient, please notify the sender immediately and then delete the e-mail and any attachments. You should not disclose, copy or take any action in reliance on this transmission.

You may report the matter by contacting us via our UK Contacts Page or our US Contacts Page (accessed by clicking on the appropriate link)

Please ensure you have adequate virus protection before you open or detach any documents from this transmission. National Grid plc and its affiliates do not accept any liability for viruses. An e-mail reply to this address may be subject to monitoring for operational reasons or lawful business practices.

For the registered information on the UK operating companies within the National Grid group please use the attached link: https://www.nationalgrid.com/group/about-us/corporate-registrations

APPENDIX G

NEW DEVELOPMENT DESIGN/CONSTRUCTION DRAWINGS

BRYDGES ENGINEERING
IN ENVIRONMENT AND ENERGY, DPC

NOTES:

1. PASSIVE RADON REDUCTION SYSTEM
- CORE DRILL HOLES THROUGH FIRST FLOOR SLAB INTO EACH INDIVIDUAL CRAWL SPACE BELOW
- LEVEL AND SEAL ALL APARTMENT FLOORS WITH ACCULEVEL G40 POLYMER-MODIFIED GYPSUM CEMENT
- INSTALL A 4" VERTICAL RISER INTO CRAWL SPACE, EXTENDING 4" BELOW BOTTOM OF SLAB AND EXTENDING THROUGH ROOF
- SEAL AROUND ALL PENETRATIONS THROUGH EACH FLOOR LEVEL
- INSTALL AN ELECTRICAL JUNCTION BOX ADJACENT TO EACH RADON PIPE PENETRATION THROUGH ROOF FOR FUTURE USE
- EXTEND PIPE THROUGH ROOF WITH A GOOSENECK CONNECTION ACTING AS A RAIN CAP
- LABEL EXPOSED PORTIONS OF PIPE IN ALL AREAS INCLUDING ABOVE THE CEILING
- SEAL ALL OPENINGS IN CRAWL SPACE WALLS WITH 6 MIL (MIN.) POLYETHYLENE SHEETING, CAULKED TO WALLS

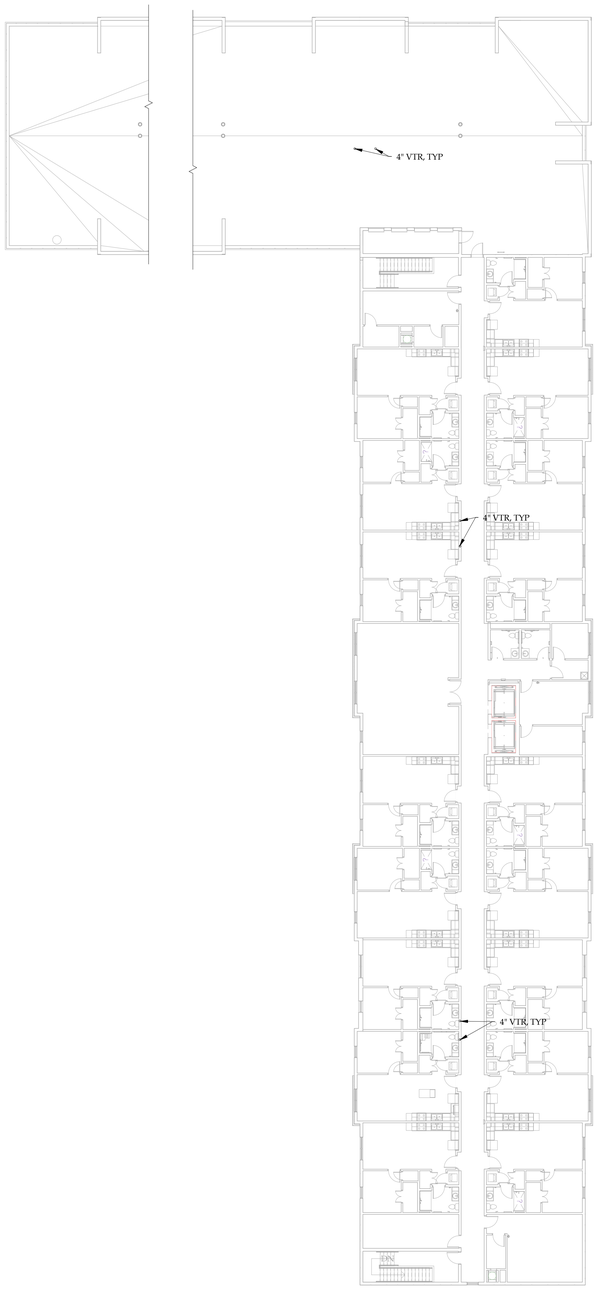

A2 RADON PLAN - FOURTH FLOOR
1/16" = 1'-0"

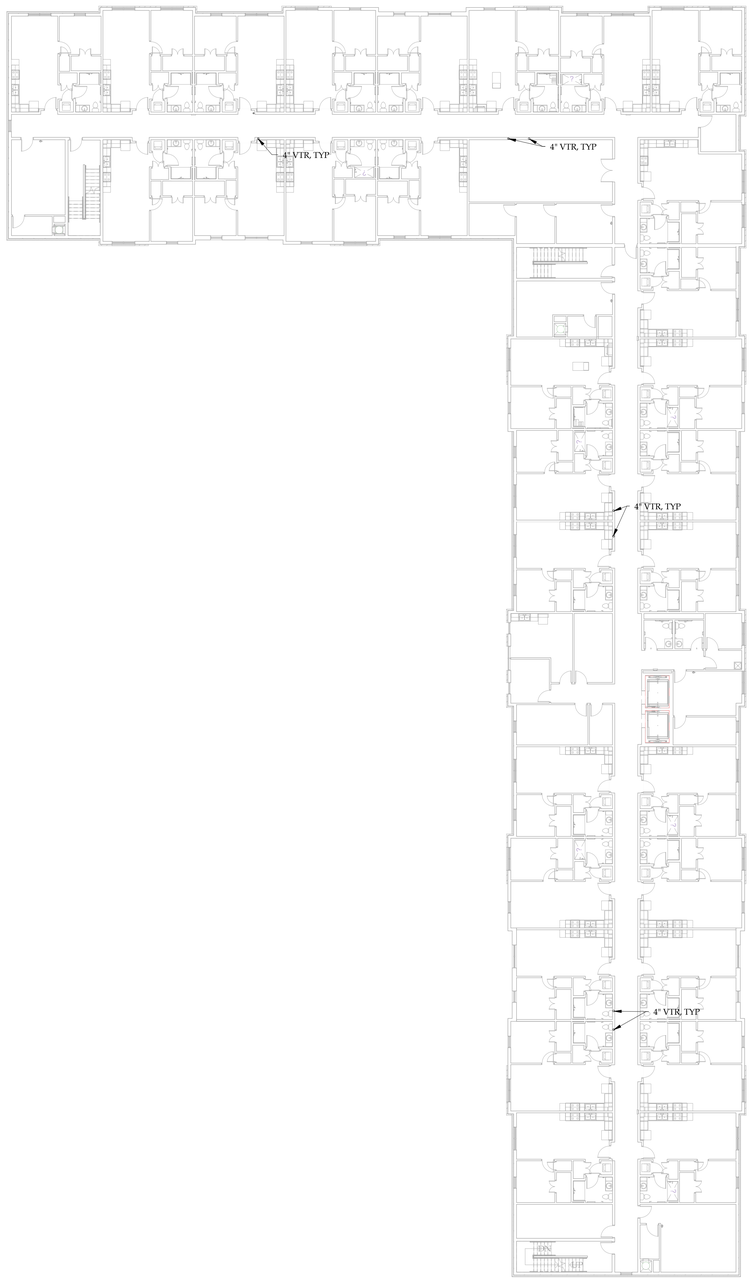

A3 RADON PLAN - 2ND & THIRD FLOOR PLAN
1/16" = 1'-0"

GENERAL NOTES:

- COORDINATE ALL SYSTEM REQUIREMENTS AND SPECIFICATIONS WITH "BUILDING RADON OUT" DESIGN HANDBOOK.
- FOR SLAB AREAS LESS THAN 2,000 SQFT USE 3" DIAMETER PIPE AND FOR SLABS BETWEEN 2,000 AND 4,000 SQFT USE 4" DIAMETER PIPE. ALL PIPES NEED TO BE A MIN. 12" FROM THE INSIDE OF THE EXTERIOR PERIMETER FOUNDATION WALL WITH A MINIMUM 1" COVER AND BE PROVIDED WITH GEOTEXTILE CLOTH.
- ALL UNDERSLAB PIPING TO BE FLEXIBLE PERFORATED CORRUGATED.
- USE ONLY 45 DEGREE ELBOWS FOR HORIZONTAL CHANGES IN THE VENT PIPE.
- PROVIDE MIN 4" LAYER OF COMPACTED, CLEAN, COARSE GRAVEL (1/2" - 3/4" IN SIZE) UNDER SLAB, AS A GAS PERMEABLE LAYER. USE OF A SMALLER DIAMETER STONE WILL RESTRICT AIR MOVEMENT UNDER THE SLAB.
- PROVIDE A MINIMUM 6-MIL (OR 3-MIL CROSS LAMINATED) POLYETHYLENE SHEATHING OR EQUIVALENT FLEXIBLE SHEETING MATERIAL ON TOP OF GAS PERMEABLE LAYER. SEPARATE SECTIONS SHOULD BE OVERLAPPED A MINIMUM OF 12".
- RADON VENT DISCHARGE LOCATION SHALL BE A MIN. OF 12' ABOVE THE SURFACE OF THE ROOF AND A MIN. 10'-0" AWAY FROM ANY WINDOWS OR OTHER OPENINGS.
- ALL SLAB PENETRATIONS TO BE SEALED WITH A POLYURETHANE CAULK.
- ALL EXPOSED PORTIONS OF THE RADON VENT SYSTEM SHALL BE LABELED DURING CONSTRUCTION IN A CONSPICUOUS LOCATION ON EACH FLOOR LEVEL SO AS TO NOT CONFUSE THEM WITH THE SEWER SYSTEM PIPING.
- PROVIDE A 1/4" MESH SCREEN ON THE DISCHARGE PIPE TO PREVENT BIRDS FROM NESTING IN THE PIPE.
- SUPPORT PIPING WITH PLUMBERS STRAPPING EVERY 6' HORIZONTALLY AND EVERY 8' VERTICALLY.
- PROVIDE PIPE INSULATION WHERE PIPE IS ROUTED THROUGH UNHEATED SPACES.
- ALL POSITIVELY PRESSURED PORTIONS OF THE VENT PIPE AND FAN SHALL BE LOCATED OUTSIDE THE HABITABLE SPACE OF THE BUILDING.
- SUB-SLAB DEPRESSURIZATION SYSTEM TO BE INCORPORATED INTO THE BUILDING IN ACCORDANCE WITH ASTM 1465-08a STANDARD PRACTICE FOR RADON CONTROL OPTIONS FOR THE DESIGN AND CONSTRUCTION OF NEW LOW-RISE RESIDENTIAL BUILDINGS.
- LOCATE JUNCTION BOX IN ATTIC FOR POSSIBLE FUTURE RADON FAN.
- PROVIDE A LOCKABLE FIRE RATED ACCESS PANEL IN CEILING ON TOP FLOOR ADJACENT TO EACH RADON PIPE.

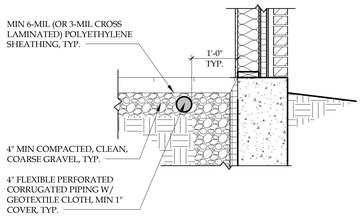

A5 TYPICAL PIPING DETAIL
3/4" = 1'-0"

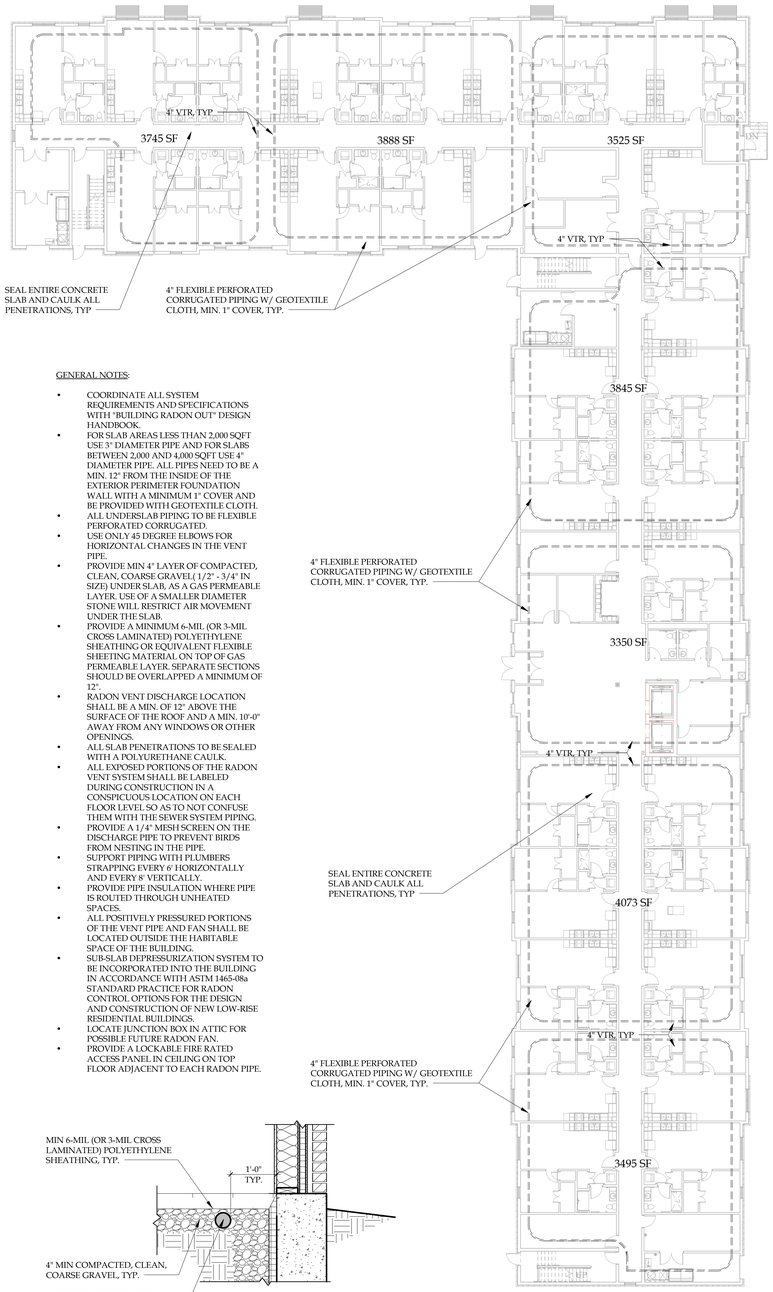

A6 RADON PLAN - FIRST FLOOR
1/16" = 1'-0"

NOTICE

This document, the property of, prepared and issued by the architect, is submitted for the specific project, and the recipient by accepting this document assumes custody and agrees that this document will not be copied or reproduced in part or in whole, and any special features peculiar to this design shall not be incorporated in any other project, unless prior agreement has been obtained in writing. These documents will be returned immediately upon completion of the project or upon the request of the architect.
This document is the exclusive property of the architect, no rights to ownership are transferable, or shall be lost by the filing of this document with any and all public authorities for the purpose of compliance with Codes and or Ordinances, i.e. Building Permit, etc.

OWNER:

SAA|EVI

GENERAL CONTRACTOR:

KULBACK'S
General Contractors & Construction Managers

PILGRIM VILLAGE - SENIOR BUILDING 2

1100 Michigan Ave
Buffalo, NY

ISSUE:

PERMIT SET	3/23/2021

SA PROJECT TEAM:

		PRINCIPAL	P.Silvestri
PROJ. ARCH	D. Nardozzi	JOB CAPT.	J.Somers
INTERIORS	A. Nagle	DRAFTER	W. Manhardt

SEAL:

REGISTERED ARCHITECT
PHILIP JOSEPH SILVESTRI
027155
STATE OF NEW YORK

TITLE:

SUB-SOIL DEPRESSURIZATION SYSTEM

SILVESTRI
ARCHITECTS PC

1321 MILLERSPORT HWY
AMHERST, NY 14221
PH. 716.691.0900
FAX 716.691.4773

SA JOB #: 20000.02

DATE: 3/23/2021

DRAWING #: A-005

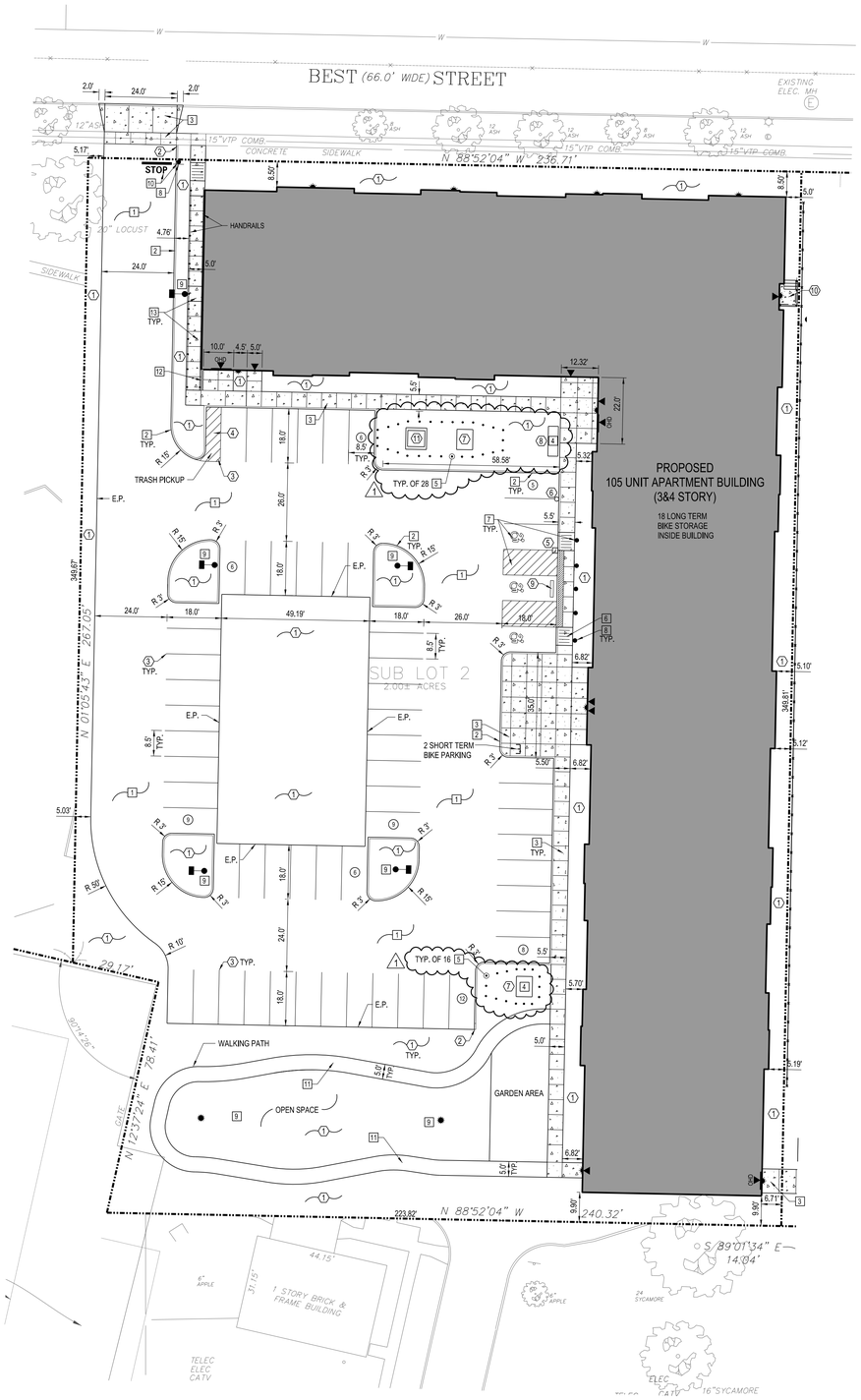

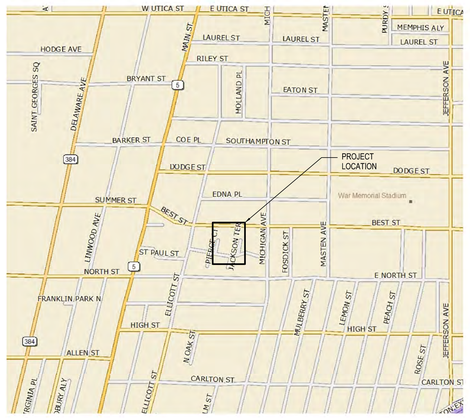

SITE LOCATION MAP
NTS

SITE PLAN NOTES

1. SURVEY INFORMATION WAS PROVIDED BY GPI ENGINEERING, LANDSCAPING, ARCHITECTURE & SURVEYING, LLP DATED 03-02-2020. C&S ENGINEERS, INC. ASSUMES NO RESPONSIBILITY FOR ITS ACCURACY.

2. CONTRACTOR TO VERIFY ALL FIELD CONDITIONS AND UTILITY LOCATIONS PRIOR TO THE START OF CONSTRUCTION. CONTACT THE ENGINEER WITH ANY DISCREPANCIES FOUND IN THE FIELD.

3. ALL DIMENSIONS FROM PROPERTY LINES ARE 90° FROM PROPERTY LINE UNLESS OTHERWISE NOTED.

4. ALL DIMENSIONS ARE FROM FACE OF CURB UNLESS OTHERWISE NOTED.

5. COORDINATE EXACT LOCATION OF SIDEWALKS AT DOORWAYS WITH ARCHITECTURAL PLANS.

6. REFER TO ARCHITECTURAL PLANS FOR BUILDING DIMENSIONS AND LAYOUT.

SITE PLAN DETAIL LEGEND

1. ASPHALT PAVEMENT
2. CONCRETE CURB
3. CONCRETE SIDEWALK
4. CONCRETE SLAB ON GRADE
5. BOLLARD DETAIL
6. ACCESSIBLE CURB RAMP
7. ACCESSIBLE SIGNS & MARKINGS
8. SIGN POST
9. LIGHT POLE FOUNDATION
10. STOP BAR/STOP SIGN
11. STONE DUST TRAIL
12. RETAINING WALL
13. HAUNCHED SIDEWALK DETAIL

SITE PLAN SHEET KEYNOTES

1. 4" TOPSOIL & SEED IF NO PLANTINGS-SEE LANDSCAPING PLAN
2. MATCH EXISTING CURB OR RUN OUT IN 2'-0"
3. 4" WIDE PAINTED YELLOW PAVEMENT STRIPES
4. 4" WIDE PAINTED YELLOW PAVEMENT STRIPES @ 45° AND 2'-0" O.C.
5. JUNCTION BOX FOR FUTURE CAR CHARGING STATION
6. CAR CHARGING STATION - SEE ELECTRICAL DRAWINGS
7. TRANSFORMER PAD - SEE ELECTRICAL DRAWINGS FOR DIMENSIONS
8. GENERATOR PAD - SEE ELECTRICAL DRAWINGS FOR DIMENSIONS
9. INSTALL 6' LONG RECYCLED RUBBER PARKING BUMPER, "PARK IT" BY GNR TECHNOLOGIES OR EQUAL.
10. REFER TO ARCHITECTURAL PLANS FOR DETAIL & DIMENSIONS OF CONCRETE PAD, STAIRS, RAILING, ETC.
11. SWITCHGEAR - SEE ELCTRICAL DRAWINGS

SITE PLAN PROPOSED LEGEND

- PROPERTY LINE
- PROPOSED SIGN
- PROPOSED CONCRETE PAVEMENT/SIDEWALK
- PROPOSED CURB
- NUMBER OF PARKING SPACES
- DOOR LOCATION
- E.P. EDGE OF PAVEMENT
- LIGHTING FIXTURES
- DETECTABLE WARNING SURFACE

SITE DATA

CURRENT ZONING: D-R RESIDENTIAL CAMPUS

	REQUIRED	PROVIDED
LOT DIMENSIONS:		
LOT AREA (MIN)	N/A	1.91 ACRES
LOT WIDTH (MIN)	N/A	223.82'
LOT COVERAGE:		
BUILDING COVERAGE: (MAX)	80%	32.78%
IMPERVIOUS COVERAGE: (MAX)	90%	74.80%
BUILDING SETBACKS:		
FRONT (MIN)	0'	8.50'
CORNER SIDE YARD (MIN)	0'	N/A
INTERIOR SIDE YARD (MIN)	0'	5.0'
REAR YARD	0'	9.90'
BUILDING HEIGHT (MAX):	66.0'	
STORY HEIGHT (MIN/MAX)	0'/4'	0'/4'
TRANSPARENCY (MIN)		
GROUND FLOOR - FRONT	20.0%	28.0%
UPPER FLOOR - FRONT	20.0%	25.0%
OPEN SPACE	10.0%	12.76%
INTERIOR GREENSPACE:	10.0%	21.30%
BICYCLE PARKING:	1 PER 5 UNITS(20 MAX) , 90% LONG TERM	18 LONG TERM/2 SHORT TERM
PARKING:	PER TDM	65 (INCLUDES 3 ACCESSIBLE)

20' 20 0 20 40 FT.

PLAN NORTH

NOTICE
This document, the property of, prepared and issued by the architect, is submitted for the specific project namely _____ and the recipient by accepting this document assumes custody and agrees that this document will not be copied or reproduced in part or in whole, and any special features peculiar to this design shall not be incorporated in any other project, unless prior agreement has been obtained in writing. These documents will be returned immediately upon completion of the project or upon the request of the architect.
This document is the exclusive property of the architect, no rights to ownership are transferable, or shall be lost by the filing of this document with any and all public authorities for the purpose of compliance with Codes and or Ordinances, i.e. Building Permit, etc.

OWNER:
SAA|EVI

GENERAL CONTRACTOR:
KULBACK'S
General Contractors & Construction Managers

C&S COMPANIES
C&S Engineers, Inc.
141 Elm St. Suite 100
Buffalo, New York 14203
Phone: 716-847-1630
Fax: 716-847-1454
www.cscos.com

PILGRIM VILLAGE - SENIOR BUILDING 2

1,100 Michigan Ave.
Buffalo, NY 14207

ISSUE:

PERMIT SET	03/23/21
(C) BUFFALO COMMENTS	05/12/21
(C) BUFFALO COMMENTS	06/18/21
1 ADDENDUM 4	6-14-22

SA PROJECT TEAM: PRINCIPAL P. Silvestri
PROJ. ARCH D. Nardozzi JOB CAPT. J. Somers
INTERIORS A. Nagle DRAFTER W.Manhardt

SEAL:

TITLE:
Site Plan

SILVESTRI ARCHITECTS • PC
1321 MILLERSPORT HWY
AMHERST, NY 14221
PH. 716.691.0900
FAX 716.691.4773

SA JOB #: 20000.02
DATE: 03/23/21
DRAWING #: C-101

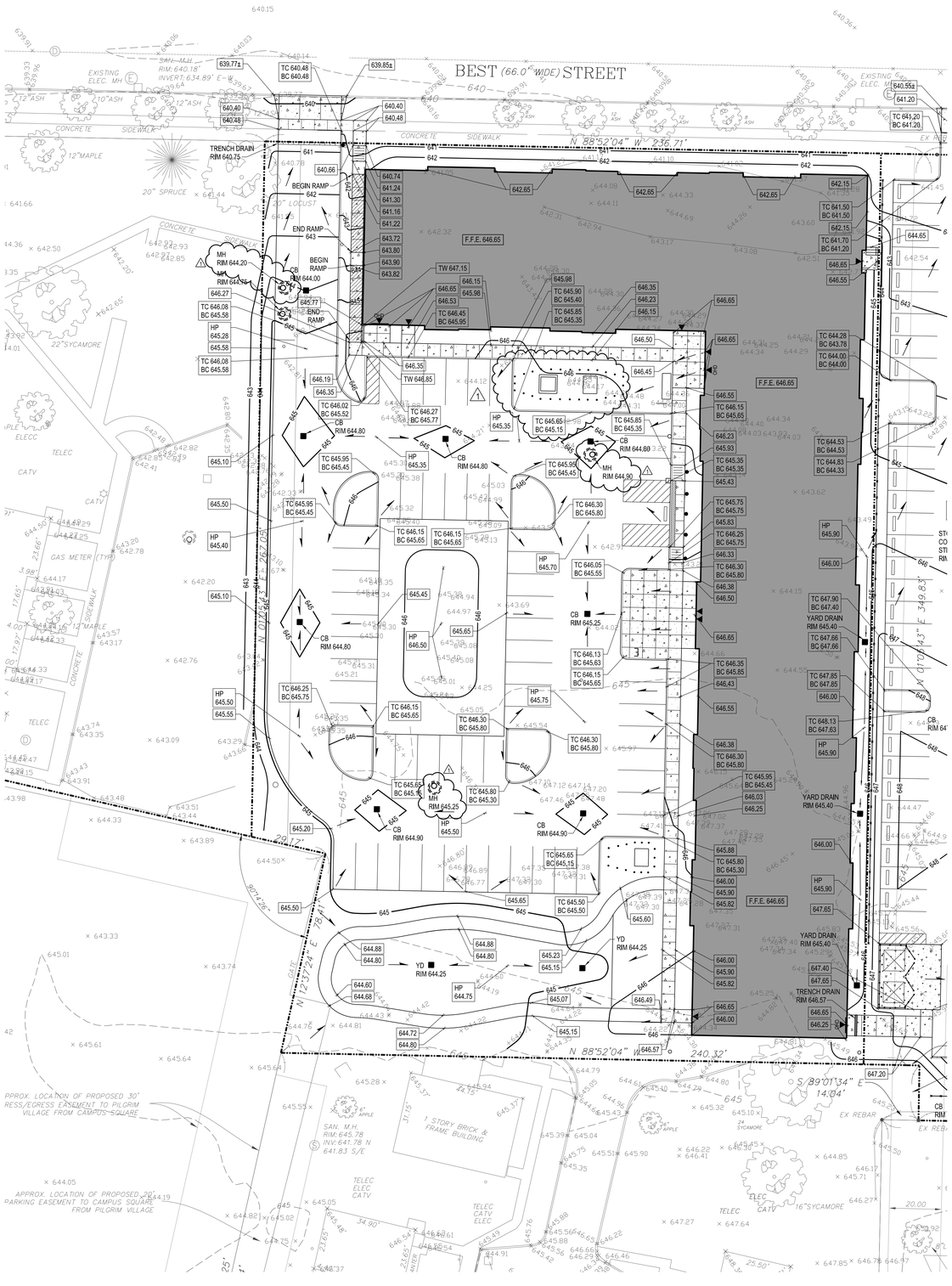

GRADING PLAN LEGEND

	PROPERTY LINE
	PROPOSED CURB
× 646.02	EXISTING POINT ELEVATION
645.15	PROPOSED POINT ELEVATION
	EXISTING CONTOUR
—645—	PROPOSED CONTOUR
TC	TOP OF CURB
BC	BOTTOM OF CURB
HP	HIGH POINT
	FLOW DIRECTION
	SWALE

20 0 20 40Ft.

PLAN NORTH

NOTICE

This document, the property of, prepared and issued by the architect, is submitted for the specific project namely _____ and the recipient by accepting this document assumes custody and agrees that this document will not be copied or reproduced in part or in whole, and any special features peculiar to this design shall not be incorporated in any other project, unless prior agreement has been obtained in writing. These documents will be returned immediately upon completion of the project or upon the request of the architect.
This document is the exclusive property of the architect, no rights to ownership are transferable, or shall be lost by the filing of this document with any and all public authorities for the purpose of compliance with Codes and or Ordinances, i.e. Building Permit, etc.

OWNER:

SAA|EVI

GENERAL CONTRACTOR:

KULBACK'S
General Contractors & Construction Managers

C&S COMPANIES®
C&S Engineers, Inc.
141 Elm St. Suite 100
Buffalo, New York 14203
Phone: 716-847-1630
Fax: 716-847-1454
www.cscos.com

PILGRIM VILLAGE - SENIOR BUILDING 2

1,100 Michigan Ave.
Buffalo, NY 14207

ISSUE:

PERMIT SET	03/23/21
(C) BUFFALO COMMENTS	05/12/21
(C) BUFFALO COMMENTS	06/18/21
1 ADDENDUM 4	6-14-22

SA PROJECT TEAM:

PRINCIPAL	P. Silvestri		
PROJ. ARCH.	D. Nardozzi	JOB CAPT.	J. Somers
INTERIORS	A. Nagle	DRAFTER	W. Manhardt

SEAL:

TITLE:

Grading Plan

SILVESTRI ARCHITECTS · PC
1321 MILLERSPORT HWY
AMHERST, NY 14221
PH. 716.691.0900
FAX 716.691.4773

SA JOB #: 20000.02

DATE: 03/23/21

DRAWING #: C-103

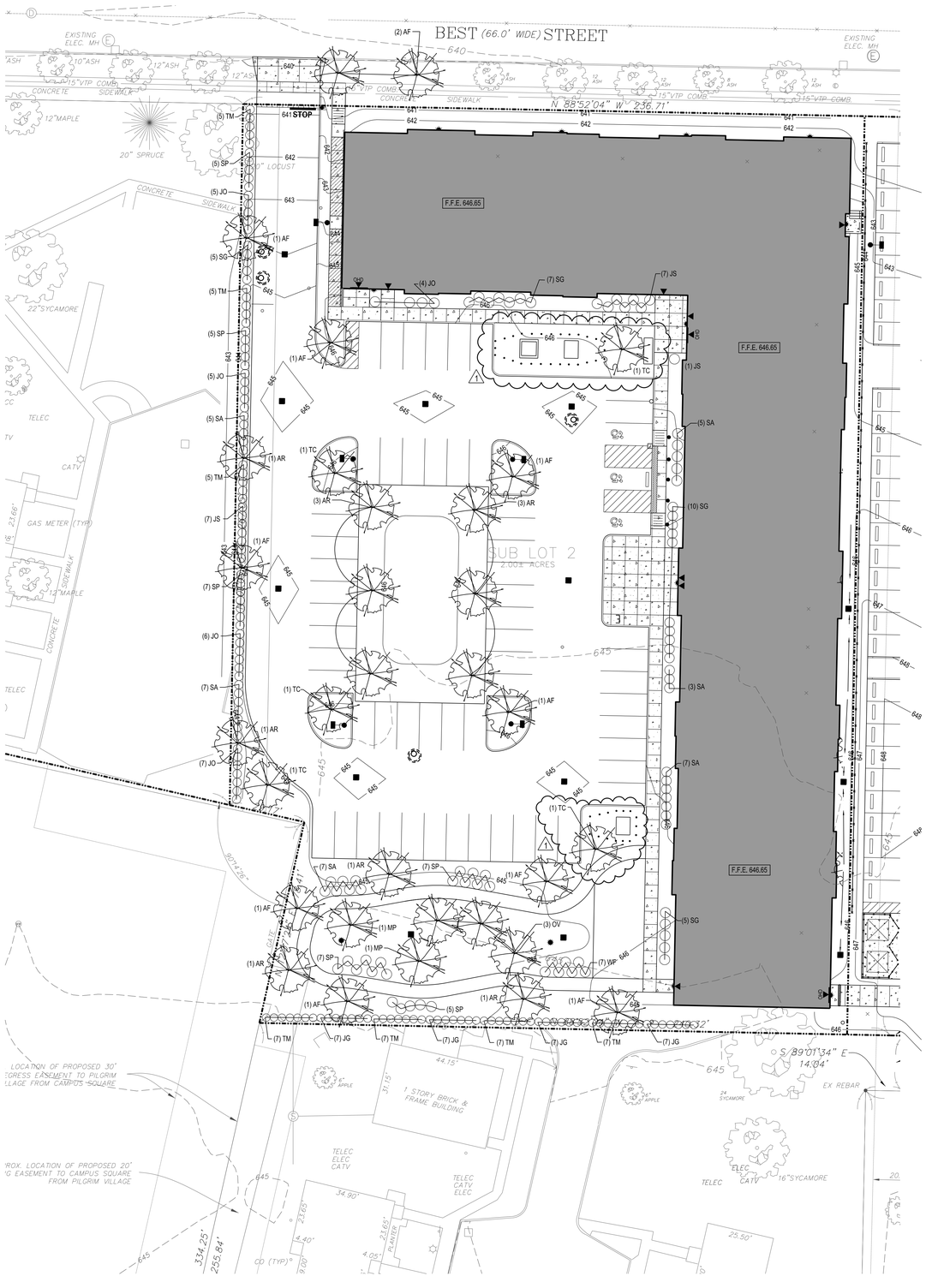

PLANTING SPECIFICATION

1. SCOPE OF WORK
   A. THIS WORK SHALL CONSIST OF PERFORMING, CLEARING, AND GRUBBING, SOIL PREPARATION, FINISH GRADING, PLANTING AND DRAINAGE INCLUDING ALL LABOR MATERIALS, TOOLS, EQUIPMENT, AND ANY OTHER APPURTENANCES NECESSARY FOR FOR THE COMPLETION OF THIS PROJECT.
2. MATERIALS
   A. PLANTS - ALL PLANTS SHALL BE HEALTHY, OF NORMAL GROWTH, WELL ROOTED FREE FROM DISEASE AND INSECTS. QUALITY AND PLANT MATERIAL SHALL CONFORM CONFORM TO THE AMERICAN ASSOCIATION OF NURSERYMAN STANDARDS FOR NURSERY STOCK AND BE OF NUMBER ONE GRADE.
   B. VARIETIES AND SIZES OF PLANTS SHALL BE AS SHOWN ON DRAWINGS.
3. FERTILIZER
   A. FERTILIZER SHALL BE MILORGANITE (6-2-0)
4. GENERAL WORK PROCEDURES
   A. LANDSCAPE WORK SHALL BE ACCORDING TO THE WORKMANLIKE STANDARDS ESTABLISHED FOR LANDSCAPE CONSTRUCTION AND PLANTING.
5. WEEDING
   A. BEFORE AND DURING PRELIMINARY GRADING AND FINISH GRADING, ALL WEEDS AND GRASSES SHALL BE DUG OUT BY THE ROOTS AND DISPOSED OF AT THE CONTRACTOR'S EXPENSE.
6. SOIL CONDITIONING
   A. CULTIVATE ALL AREAS TO BE PLANTED TO A DEPTH OF 6". ALL DEBRIS EXPOSED FROM EXCAVATION AND CULTIVATION SHALL BE DISPOSED OF AT THE CONTRACTOR'S EXPENSE.
7. PLANTING
   POSITION TREES AND SHRUBS AT THEIR INTENDED LOCATIONS AS PER THE PLANS AND SECURE THE APPROVAL OF THE LANDSCAPE ARCHITECT BEFORE EXCAVATING PITS, MAKING NECESSARY ADJUSTMENTS AS DIRECTED.
   A. PLANTING PITS SHALL BE DUG WITH LEVEL BOTTOMS, AS SHOWN ON THE PLANTING DETAILS.
   - 3 PARTS TOPSOIL
   - 1 PART PEAT MOSS OR COMPOST
   - 1/3 PART MILORGANITE FERTILIZER
   B. PREPARED SOIL SHALL BE TAMPED FIRMLY AT BOTTOM OF PIT. FILL PREPARED SOIL AROUND BALL OF PLANT ½ WAY, AND WATER. COMPLETE BACK-FILLING AND WATER THOROUGHLY.
   C. ALL PLANTS SHALL BE SET SO THAT, WHEN SETTLED, THEY BEAR THE SAME RELATION TO THE REQUIRED GRADE AS THEY BORE TO THE NATURAL GRADE BEFORE BEING TRANSPLANTED.
   D. IMMEDIATELY AFTER PLANTING, STAKE ALL TREES WITH 3 CEDAR STAKES PER TREE.
   E. PREPARE RAISED EARTH SAUCER AS WIDE AS PLANTING HOLE OF EACH PLANT.
   F. WATER IMMEDIATELY AFTER PLANTING. WATER SHALL BE APPLIED TO EACH TREE AND SHRUB IN SUCH MANNER AS NOT TO DISTURB BACKFILL AND TO THE EXTENT THAT ALL MATERIALS IN THE PLANTING HOLE ARE THOROUGHLY SATURATED.
   G. AFTER SHRUB BEDS AND TREE SAUCERS ARE BACKFILLED AND FINE GRADED MULCH WITH 3" DEPTH OF DARK, SHREDDED HARDWOOD BARK MULCH.
8. FINISH GRADING
   A. PLUS/MINUS .1 FOOT OF FINISH GRADE.
   B. ALL LAWN AND PLANTING AREAS SHALL BE GRADED TO A SMOOTH, EVEN UNIFORM PLANE WITH NO ABRUPT CHANGE OF SURFACE. SOIL AREAS ADJACENT TO THE BUILDING SHALL SLOPE AWAY FROM THE BUILDING.
   C. ALL PLANTING AREAS SHALL BE GRADED AND MAINTAINED TO ALLOW FREE FLOW OF SURFACE WATER.
9. GUARANTEE
   A. CONTRACTOR SHALL GUARANTEE ALL PLANTS FOR A PERIOD OF ONE (1) YEAR.
10. CLEAN-UP
   A. UPON THE COMPLETION OF ALL PLANTING WORK AND BEFORE FINAL ACCEPTANCE, THE CONTRACTOR SHALL REMOVE ALL MATERIAL, EQUIPMENT, AND DEBRIS RESULTING FROM HIS WORK. ALL ACCEPTABLE CONDITIONS AS APPROVED BY THE OWNERS AUTHORIZED REPRESENTATIVE.
11. MAINTENANCE
   MAINTENANCE PERIOD TO COMMENCE AFTER FINAL INSPECTION.
   A. MAINTENANCE PERIOD FOR THIS CONTRACT SHALL BE 90 CALENDAR DAYS COMMENCING AFTER FINAL INSPECTION OF CONSTRUCTION. MAINTAIN TREES, SHRUBS AND OTHER PLANTS BY PRUNING, CULTIVATING AND WEEDING AS REQUIRED FOR HEALTHY GROWTH, RESTORE PLANTING SAUCERS, TIGHTEN AND REPAIR STAKE AND GUY SUPPORTS AND RESET TREES AND SHRUBS TO PROPER GRADES OR VERTICAL POSITION AS REQUIRED. SPRAY AS REQUIRED TO KEEP TREES AND SHRUBS FREE OF INSECTS AND DISEASE. MAINTAIN LAWNS BY WATERING, FERTILIZING, WEEDING, MOWING, TRIMMING, AND OTHER OPERATIONS SUCH AS ROLLING, REGRADING AND REPLANTING AS REQUIRED TO ESTABLISH A SMOOTH, ACCEPTABLE LAWN, FREE OF ERODED OR BARE AREAS.

PLANT LIST

KEY	QTY.	BOTANICAL NAME	COMMON NAME	MINIMUM SIZE
		TREES		
AF	11	Acer freemanii "Armstrong"	Armstrong Maple	3" Caliper
AR	11	Acer rubrum "Red Sunset"	Red Sunset Maple	3" Caliper
MP	2	Malus "Prairiefire"	Prairie Fire Crabapple	3" Caliper
OV	3	Ostrva virginiana	Hophornbeam	3" Caliper
TC	5	Tilia cordata "Greenspire"	Greenspire Linden	3" Caliper
		SHRUBS		
JG	28	Juniperus Chinensis "Gold Coast"	Gold Coast Juniper	24-30"
JO	27	Juniperus chinensis "Old Gold"	Old Gold Juniper	24-30"
JS	15	Juniperus chinensis "Sea Green"	Sea Green Juniper	24-30"
SA	34	Spiraea x bumalda "Anthony Waterer"	Anthony Waterer Spirea	18-24"
SG	27	Spiraea x bumalda "Gold Flame"	Gold Flame Spirea	18-24"
SP	36	Syringa pubesens "Miss Kim"	Miss Kim Lilac	24-30"
TM	43	Taxus x media "Densiformis"	Dense Japanese Yew	24-30"
WF	7	Weigela florida "Alexandra"	Wine & Roses Weigela	24-30"

TREE PLANTING REQUIREMENTS

NUMBER OF TREES IN CALIPER INCHES BEING REMOVED FROM SITE:	166"
NUMBER OF 3" CALIPER TREES REQUIRED FOR SITE @ 1 PER 1000 S.F. (24,673 S.F./1000):	25
NUMBER OF 3" CALIPER TREES PROPOSED ON SITE:	27
NUMBER OF TREES REQUIRED TO BE PLANTED OFF-SITE: (166" - 27 X 3" = 85/3")	28 - 3" CALIPER TREES

LANDSCAPE PLAN LEGEND

PROPOSED SHRUB

PROPOSED TREE

20' 20 0 20 40Ft.

PLAN NORTH

NOTICE
This document, the property of, prepared and issued by the architect, is submitted for the specific project namely _____ and the recipient by accepting this document assumes custody and agrees that this document will not be copied or reproduced in part or in whole, and any special features peculiar to this design shall not be incorporated in any other project, unless prior agreement has been obtained in writing.These documents will be returned immediately upon completion of the project or upon the request of the architect.
This document is the exclusive property of the architect, no rights to ownership are transferable, or shall be lost by the filing of this document with any and all public authorities for the purpose of compliance with Codes and or Ordinances, i.e. Building Permit, etc.

OWNER:

SAA|EVI

GENERAL CONTRACTOR:

KULBACK'S
General Contractors & Construction Managers

C&S COMPANIES®
C&S Engineers, Inc.
141 Elm St. Suite 100
Buffalo, New York 14203
Phone: 716-847-1630
Fax: 716-847-1454
www.cscos.com

PILGRIM VILLAGE - SENIOR BUILDING 2

1,100 Michigan Ave.
Buffalo, NY 14207

ISSUE:

PERMIT SET	03/23/21
(C) BUFFALO COMMENTS	05/12/21
(C) BUFFALO COMMENTS	06/18/21
1 ADDENDUM 4	6-14-22

SA PROJECT TEAM: PRINCIPAL P. Silvestri
PROJ. ARCH. D. Nardozzi JOB CAPT. J. Somers
INTERIORS A. Nagle DRAFTER W.Manhardt

SEAL:

TITLE:

Landscape Plan

SILVESTRI ARCHITECTS · PC
1321 MILLERSPORT HWY
AMHERST, NY 14221
PH. 716.691.0900
FAX 716.691.4773

SA JOB #: 20000.02

DATE: 03/23/21

DRAWING #: C-105

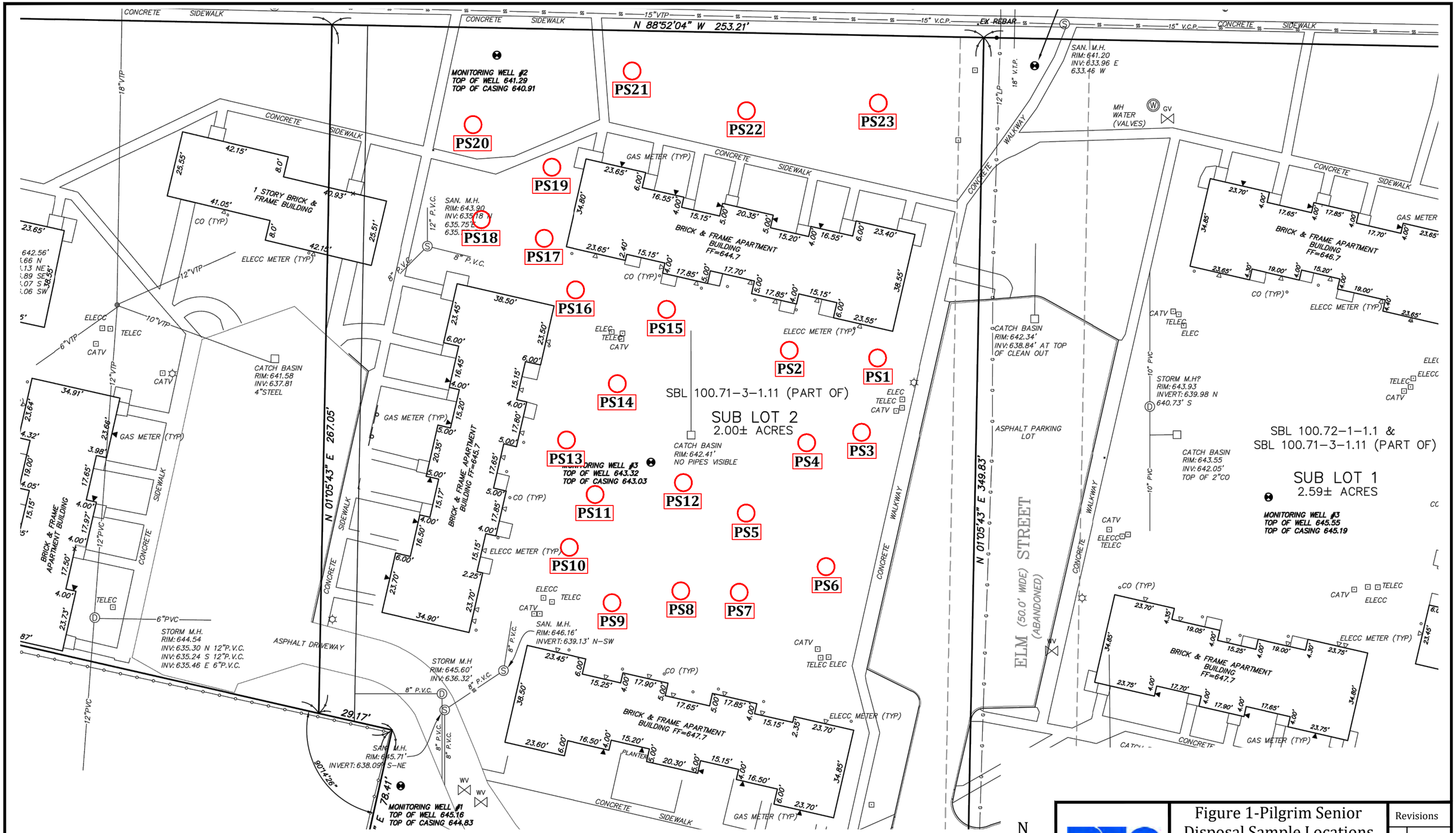

LEGEND

PS10 — APPROXIMATE LOCATION OF COMPOSITE SOIL SAMPLE PS10 FOR SOIL DISPOSAL

BRYDGES ENGINEERING IN ENVIRONMENT AND ENERGY, DPC

Figure 1-Pilgrim Senior Disposal Sample Locations

Former Pilgrim Village
Senior Apartments
Site # C915363
Buffalo, New York 14209

Revisions

January 2022	SCALE: N/A	SHEET 1 OF 1

eurofins | Environment Testing America

ANALYTICAL REPORT

Eurofins Buffalo
10 Hazelwood Drive
Amherst, NY 14228-2298
Tel: (716)691-2600

Laboratory Job ID: 480-193831-1
Client Project/Site: Pilgrim Village Senior

For:
Brydges Engineering in Environment & Energy DPC
960 Busti Ave
Suite B-150
Buffalo, New York 14213

Attn: Jake Tracy

Authorized for release by:
1/13/2022 4:48:37 PM
Rebecca Jones, Project Management Assistant I
Rebecca.Jones@Eurofinset.com

Designee for

Joe Giacomazza, Project Manager I
(716)691-2600
joe.giacomazza@testamericainc.com

LINKS

Review your project results through TotalAccess

Have a Question? Ask The Expert

Visit us at: www.eurofinsus.com/Env

The test results in this report meet all 2003 NELAC, 2009 TNI, and 2016 TNI requirements for accredited parameters, exceptions are noted in this report. This report may not be reproduced except in full, and with written approval from the laboratory. For questions please contact the Project Manager at the e-mail address or telephone number listed on this page.

This report has been electronically signed and authorized by the signatory. Electronic signature is intended to be the legally binding equivalent of a traditionally handwritten signature.

Results relate only to the items tested and the sample(s) as received by the laboratory.

Table of Contents

Cover Page 1
Table of Contents 2
Definitions/Glossary 3
Case Narrative 5
Detection Summary 7
Client Sample Results 12
Surrogate Summary 68
QC Sample Results 75
QC Association Summary 102
Lab Chronicle 123
Certification Summary 145
Method Summary 146
Sample Summary 147
Chain of Custody 148
Receipt Checklists 151

Qualifiers

GC/MS VOA

Qualifier	Qualifier Description
U	Indicates the analyte was analyzed for but not detected.

GC/MS Semi VOA

Qualifier	Qualifier Description
U	Indicates the analyte was analyzed for but not detected.

GC VOA

Qualifier	Qualifier Description
B	Compound was found in the blank and sample.
J	Result is less than the RL but greater than or equal to the MDL and the concentration is an approximate value.
U	Indicates the analyte was analyzed for but not detected.

GC Semi VOA

Qualifier	Qualifier Description
*+	LCS and/or LCSD is outside acceptance limits, high biased.
J	Result is less than the RL but greater than or equal to the MDL and the concentration is an approximate value.
S1-	Surrogate recovery exceeds control limits, low biased.
S1+	Surrogate recovery exceeds control limits, high biased.
U	Indicates the analyte was analyzed for but not detected.

Metals

Qualifier	Qualifier Description
B	Compound was found in the blank and sample.
J	Result is less than the RL but greater than or equal to the MDL and the concentration is an approximate value.
U	Indicates the analyte was analyzed for but not detected.

General Chemistry

Qualifier	Qualifier Description
*-	LCS and/or LCSD is outside acceptance limits, low biased.
^-	Continuing Calibration Verification (CCV) is outside acceptance limits, low biased.
HF	Field parameter with a holding time of 15 minutes. Test performed by laboratory at client's request.
U	Indicates the analyte was analyzed for but not detected.

Glossary

Abbreviation	These commonly used abbreviations may or may not be present in this report.
¤	Listed under the "D" column to designate that the result is reported on a dry weight basis
%R	Percent Recovery
CFL	Contains Free Liquid
CFU	Colony Forming Unit
CNF	Contains No Free Liquid
DER	Duplicate Error Ratio (normalized absolute difference)
Dil Fac	Dilution Factor
DL	Detection Limit (DoD/DOE)
DL, RA, RE, IN	Indicates a Dilution, Re-analysis, Re-extraction, or additional Initial metals/anion analysis of the sample
DLC	Decision Level Concentration (Radiochemistry)
EDL	Estimated Detection Limit (Dioxin)
LOD	Limit of Detection (DoD/DOE)
LOQ	Limit of Quantitation (DoD/DOE)
MCL	EPA recommended "Maximum Contaminant Level"
MDA	Minimum Detectable Activity (Radiochemistry)
MDC	Minimum Detectable Concentration (Radiochemistry)
MDL	Method Detection Limit
ML	Minimum Level (Dioxin)
MPN	Most Probable Number
MQL	Method Quantitation Limit
NC	Not Calculated

Glossary (Continued)

Abbreviation	These commonly used abbreviations may or may not be present in this report.
ND	Not Detected at the reporting limit (or MDL or EDL if shown)
NEG	Negative / Absent
POS	Positive / Present
PQL	Practical Quantitation Limit
PRES	Presumptive
QC	Quality Control
RER	Relative Error Ratio (Radiochemistry)
RL	Reporting Limit or Requested Limit (Radiochemistry)
RPD	Relative Percent Difference, a measure of the relative difference between two points
TEF	Toxicity Equivalent Factor (Dioxin)
TEQ	Toxicity Equivalent Quotient (Dioxin)
TNTC	Too Numerous To Count

Job ID: 480-193831-1

Laboratory: Eurofins Buffalo

Narrative

Job Narrative
480-193831-1

Comments
No additional comments.

Receipt
The samples were received on 12/29/2021 1:40 PM. Unless otherwise noted below, the samples arrived in good condition, and where required, properly preserved and on ice. The temperatures of the 3 coolers at receipt time were 13.0º C, 16.1º C and 17.2º C.

GC/MS VOA
Method 8260C: The following samples were diluted due to the nature of the TCLP matrix: PS1 (480-193831-1), PS2 (480-193831-2), PS3 (480-193831-3), PS4 (480-193831-4), PS5 (480-193831-5), PS6 (480-193831-6), PS7 (480-193831-7), PS8 (480-193831-8), PS9 (480-193831-9), PS10 (480-193831-10), PS11 (480-193831-11), PS12 (480-193831-12) and (LB 480-610619/1-A). Elevated reporting limits (RLs) are provided.

Method 8260C: The following samples were diluted due to the TCLP nature of the sample matrix: PS13 (480-193831-13), PS14 (480-193831-14), PS15 (480-193831-15), PS16 (480-193831-16), PS17 (480-193831-17), PS18 (480-193831-18), PS19 (480-193831-19), PS20 (480-193831-20), PS21 (480-193831-21), PS22 (480-193831-22), PS23 (480-193831-23) and (LB 480-610787/1-A). Elevated reporting limits (RLs) are provided.

No additional analytical or quality issues were noted, other than those described above or in the Definitions/Glossary page.

GC/MS Semi VOA
No analytical or quality issues were noted, other than those described in the Definitions/Glossary page.

GC VOA
Method 8015D: Reported analyte concentrations in the following samples are below 200 ug/kg and may be biased low due to the samples not being collected according to 5035-L/5035A-L low-level specifications: PS2 (480-193831-2), PS3 (480-193831-3), PS4 (480-193831-4), PS5 (480-193831-5), PS6 (480-193831-6), PS7 (480-193831-7), PS8 (480-193831-8), PS9 (480-193831-9), PS10 (480-193831-10), PS11 (480-193831-11), PS12 (480-193831-12), PS13 (480-193831-13), PS14 (480-193831-14), PS15 (480-193831-15), PS16 (480-193831-16), PS17 (480-193831-17), PS18 (480-193831-18), PS19 (480-193831-19) and PS20 (480-193831-20).

Method 8015D: Reported analyte concentrations in the following samples are below 200 ug/kg and may be biased low due to the samples not being collected according to 5035-L/5035A-L low-level specifications: PS1 (480-193831-1), PS21 (480-193831-21), PS22 (480-193831-22) and PS23 (480-193831-23).

No additional analytical or quality issues were noted, other than those described above or in the Definitions/Glossary page.

GC Semi VOA
Method 8081B: The laboratory control sample duplicate (LCSD) for preparation batch 480-610618, 480-610727 and analytical batch 480-610819 recovered outside control limits for the following analytes: Heptachlor, Heptachlor epoxide and Methoxychlor. These analytes were biased high in the LCSD and were not detected in the associated samples; therefore, the data have been reported.

Method 8081B: The laboratory control sample (LCS) and / or laboratory control sample duplicate (LCSD) for preparation batch 480-610766 and 480-610864 and analytical batch 480-610920 recovered outside control limits for the following analytes: gamma-BHC (Lindane), Heptachlor and Heptachlor epoxide. These analytes were biased high in the LCS and were not detected in the associated samples; therefore, the data have been reported.

Method 8082A: The continuing calibration verification (CCV) associated with batch 480-610755 recovered above the upper control limit for PCB-1221. The samples associated with this CCV were non-detects for the affected analytes; therefore, the data have been reported. The associated samples are impacted: PS7 (480-193831-7), PS8 (480-193831-8), PS9 (480-193831-9) and PS10 (480-193831-10).

Method 8151A: Surrogate recovery for the following samples were outside control limits: PS1 (480-193831-1), PS2 (480-193831-2), PS3

Job ID: 480-193831-1 (Continued)

Laboratory: Eurofins Buffalo (Continued)

(480-193831-3), PS4 (480-193831-4), PS5 (480-193831-5), PS6 (480-193831-6), PS7 (480-193831-7), PS8 (480-193831-8), PS9 (480-193831-9), PS10 (480-193831-10), PS11 (480-193831-11), PS12 (480-193831-12) and (LB 480-610618/1-C). This is routine for TCLP herbicides, due to the pH effects created during the leaching process, inhibiting the herbicide derivatization of the free acid components.

Method 8151A: Surrogate recovery for the following samples were outside control limits: PS13 (480-193831-13), PS14 (480-193831-14), PS15 (480-193831-15), PS16 (480-193831-16), PS17 (480-193831-17), PS18 (480-193831-18), PS19 (480-193831-19), PS20 (480-193831-20), PS21 (480-193831-21), PS22 (480-193831-22), PS23 (480-193831-23) and (LB 480-610766/1-F). This is routine for TCLP herbicides, due to the pH effects created during the leaching process, inhibiting the herbicide derivatization of the free acid components.

Method 8151A: The laboratory control sample duplicate (LCSD) for preparation batch 480-610943 and analytical batch 480-611060 recovered outside control limits for the following analytes: 2,4-Dichlorophenylacetic acid. This is most likely due to the surrogate accidentally being added twice; therefore, the data have been reported.

No additional analytical or quality issues were noted, other than those described above or in the Definitions/Glossary page.

Metals
Method 6010C: The TCLP leachate blank for batch 480-610618 and 480-610730 contained Lead above the reporting limit (RL). This target analyte concentration was less than the TCLP Regulatory Limit. The associated samples PS1 (480-193831-1), PS2 (480-193831-2), PS3 (480-193831-3), PS4 (480-193831-4), PS5 (480-193831-5), PS6 (480-193831-6), PS7 (480-193831-7), PS8 (480-193831-8), PS9 (480-193831-9), PS10 (480-193831-10), PS11 (480-193831-11) and PS12 (480-193831-12) were also below the TCLP Regulatory Limit for this analyte; therefore, re-extraction was not performed.

No additional analytical or quality issues were noted, other than those described above or in the Definitions/Glossary page.

General Chemistry
Method 9045C: This analysis is normally performed in the field and has a method-defined holding time of 15 minutes. The following samples has been qualified with the "HF" flag to indicate analysis was performed in the laboratory outside the 15 minute timeframe: PS1 (480-193831-1), PS2 (480-193831-2), PS3 (480-193831-3), PS4 (480-193831-4), PS5 (480-193831-5), PS6 (480-193831-6), PS7 (480-193831-7), PS8 (480-193831-8) and PS9 (480-193831-9).

Method 9045C: This analysis is normally performed in the field and has a method-defined holding time of 15 minutes. The following samples has been qualified with the "HF" flag to indicate analysis was performed in the laboratory outside the 15 minute timeframe: PS10 (480-193831-10), PS11 (480-193831-11), PS12 (480-193831-12), PS13 (480-193831-13), PS14 (480-193831-14), PS15 (480-193831-15), PS16 (480-193831-16), PS17 (480-193831-17), PS18 (480-193831-18), PS19 (480-193831-19), PS20 (480-193831-20), PS21 (480-193831-21), PS22 (480-193831-22) and PS23 (480-193831-23).

No additional analytical or quality issues were noted, other than those described above or in the Definitions/Glossary page.

Organic Prep
Method 3510C: Insufficient sample volume was available to perform a matrix spike/matrix spike duplicate/sample duplicate (MS/MSD/DUP) associated with preparation batch 480-610618 and 480-610727.

Method 3510C: Insufficient sample volume was available to perform a matrix spike/matrix spike duplicate/sample duplicate (MS/MSD/DUP) associated with preparation batch 480-610766 and 480-610864.

Method 8151A: Insufficient sample volume was available to perform a matrix spike/matrix spike duplicate/sample duplicate (MS/MSD/DUP) associated with preparation batch 480-610618 and 480-610729.

Method 8151A: Insufficient sample volume was available to perform a matrix spike/matrix spike duplicate/sample duplicate (MS/MSD/DUP) associated with preparation batch 480-610766 and 480-610943.

No additional analytical or quality issues were noted, other than those described above or in the Definitions/Glossary page.

Detection Summary

Client: Brydges Engineering in Environment & Energy DPC
Project/Site: Pilgrim Village Senior

Job ID: 480-193831-1

Client Sample ID: PS1 — Lab Sample ID: 480-193831-1

Analyte	Result	Qualifier	RL	MDL	Unit	Dil Fac	D	Method	Prep Type
Barium	0.11	J	1.0	0.10	mg/L	1		6010C	TCLP
Cadmium	0.00074	J	0.0020	0.00050	mg/L	1		6010C	TCLP
Lead	0.0065	J B	0.020	0.0030	mg/L	1		6010C	TCLP
Flashpoint	>176		50.0	50.0	Degrees F	1		1010A	Total/NA
pH	6.7	HF	0.1	0.1	SU	1		9045C	Total/NA
Temperature	20.9	HF	0.001	0.001	Degrees C	1		9045C	Total/NA

Client Sample ID: PS2 — Lab Sample ID: 480-193831-2

Analyte	Result	Qualifier	RL	MDL	Unit	Dil Fac	D	Method	Prep Type
Arsenic	0.0056	J	0.015	0.0056	mg/L	1		6010C	TCLP
Cadmium	0.0012	J	0.0020	0.00050	mg/L	1		6010C	TCLP
Lead	0.0074	J B	0.020	0.0030	mg/L	1		6010C	TCLP
Flashpoint	>180		50.0	50.0	Degrees F	1		1010A	Total/NA
pH	7.0	HF	0.1	0.1	SU	1		9045C	Total/NA
Temperature	20.5	HF	0.001	0.001	Degrees C	1		9045C	Total/NA

Client Sample ID: PS3 — Lab Sample ID: 480-193831-3

Analyte	Result	Qualifier	RL	MDL	Unit	Dil Fac	D	Method	Prep Type
Gasoline Range Organics [C6 - C10]	1.2	J	1.4	0.37	mg/Kg	1	☼	8015D	Total/NA
Barium	0.31	J	1.0	0.10	mg/L	1		6010C	TCLP
Cadmium	0.0015	J	0.0020	0.00050	mg/L	1		6010C	TCLP
Flashpoint	>180		50.0	50.0	Degrees F	1		1010A	Total/NA
pH	7.8	HF	0.1	0.1	SU	1		9045C	Total/NA
Temperature	20.7	HF	0.001	0.001	Degrees C	1		9045C	Total/NA

Client Sample ID: PS4 — Lab Sample ID: 480-193831-4

Analyte	Result	Qualifier	RL	MDL	Unit	Dil Fac	D	Method	Prep Type
Gasoline Range Organics [C6 - C10]	1.2	J	1.4	0.37	mg/Kg	1	☼	8015D	Total/NA
Barium	0.29	J	1.0	0.10	mg/L	1		6010C	TCLP
Cadmium	0.0010	J	0.0020	0.00050	mg/L	1		6010C	TCLP
Flashpoint	>180		50.0	50.0	Degrees F	1		1010A	Total/NA
pH	7.9	HF	0.1	0.1	SU	1		9045C	Total/NA
Temperature	21.0	HF	0.001	0.001	Degrees C	1		9045C	Total/NA

Client Sample ID: PS5 — Lab Sample ID: 480-193831-5

Analyte	Result	Qualifier	RL	MDL	Unit	Dil Fac	D	Method	Prep Type
Gasoline Range Organics [C6 - C10]	1.2	J	1.5	0.39	mg/Kg	1	☼	8015D	Total/NA
Diesel Range Organics [C10-C28]	7.8	J	20	6.0	mg/Kg	1	☼	8015D	Total/NA
Barium	0.59	J	1.0	0.10	mg/L	1		6010C	TCLP
Cadmium	0.00056	J	0.0020	0.00050	mg/L	1		6010C	TCLP
Lead	0.021	B	0.020	0.0030	mg/L	1		6010C	TCLP
Flashpoint	>176		50.0	50.0	Degrees F	1		1010A	Total/NA
pH	7.4	HF	0.1	0.1	SU	1		9045C	Total/NA
Temperature	20.9	HF	0.001	0.001	Degrees C	1		9045C	Total/NA

Client Sample ID: PS6 — Lab Sample ID: 480-193831-6

Analyte	Result	Qualifier	RL	MDL	Unit	Dil Fac	D	Method	Prep Type
Gasoline Range Organics [C6 - C10]	1.2	J	1.4	0.37	mg/Kg	1	☼	8015D	Total/NA

This Detection Summary does not include radiochemical test results.

Eurofins Buffalo

Client Sample ID: PS6 (Continued) — Lab Sample ID: 480-193831-6

Analyte	Result	Qualifier	RL	MDL	Unit	Dil Fac	D	Method	Prep Type
Diesel Range Organics [C10-C28]	11	J	22	6.4	mg/Kg	1	☼	8015D	Total/NA
Barium	0.49	J	1.0	0.10	mg/L	1		6010C	TCLP
Cadmium	0.0010	J	0.0020	0.00050	mg/L	1		6010C	TCLP
Lead	0.030	B	0.020	0.0030	mg/L	1		6010C	TCLP
Flashpoint	>180		50.0	50.0	Degrees F	1		1010A	Total/NA
pH	7.5	HF	0.1	0.1	SU	1		9045C	Total/NA
Temperature	21.2	HF	0.001	0.001	Degrees C	1		9045C	Total/NA

Client Sample ID: PS7 — Lab Sample ID: 480-193831-7

Analyte	Result	Qualifier	RL	MDL	Unit	Dil Fac	D	Method	Prep Type
Barium	0.54	J	1.0	0.10	mg/L	1		6010C	TCLP
Flashpoint	>180		50.0	50.0	Degrees F	1		1010A	Total/NA
pH	8.0	HF	0.1	0.1	SU	1		9045C	Total/NA
Temperature	20.9	HF	0.001	0.001	Degrees C	1		9045C	Total/NA

Client Sample ID: PS8 — Lab Sample ID: 480-193831-8

Analyte	Result	Qualifier	RL	MDL	Unit	Dil Fac	D	Method	Prep Type
Gasoline Range Organics [C6 - C10]	1.1	J	1.3	0.36	mg/Kg	1	☼	8015D	Total/NA
Barium	0.42	J	1.0	0.10	mg/L	1		6010C	TCLP
Cadmium	0.0013	J	0.0020	0.00050	mg/L	1		6010C	TCLP
Flashpoint	>176		50.0	50.0	Degrees F	1		1010A	Total/NA
pH	7.6	HF	0.1	0.1	SU	1		9045C	Total/NA
Temperature	21.3	HF	0.001	0.001	Degrees C	1		9045C	Total/NA

Client Sample ID: PS9 — Lab Sample ID: 480-193831-9

Analyte	Result	Qualifier	RL	MDL	Unit	Dil Fac	D	Method	Prep Type
Gasoline Range Organics [C6 - C10]	1.3	J	1.5	0.40	mg/Kg	1	☼	8015D	Total/NA
Barium	0.54	J	1.0	0.10	mg/L	1		6010C	TCLP
Cadmium	0.0018	J	0.0020	0.00050	mg/L	1		6010C	TCLP
Lead	0.015	J B	0.020	0.0030	mg/L	1		6010C	TCLP
Flashpoint	>180		50.0	50.0	Degrees F	1		1010A	Total/NA
pH	7.5	HF	0.1	0.1	SU	1		9045C	Total/NA
Temperature	21.1	HF	0.001	0.001	Degrees C	1		9045C	Total/NA

Client Sample ID: PS10 — Lab Sample ID: 480-193831-10

Analyte	Result	Qualifier	RL	MDL	Unit	Dil Fac	D	Method	Prep Type
Gasoline Range Organics [C6 - C10]	1.2	J	1.4	0.38	mg/Kg	1	☼	8015D	Total/NA
Arsenic	0.0061	J	0.015	0.0056	mg/L	1		6010C	TCLP
Barium	0.46	J	1.0	0.10	mg/L	1		6010C	TCLP
Cadmium	0.0017	J	0.0020	0.00050	mg/L	1		6010C	TCLP
Lead	0.022	B	0.020	0.0030	mg/L	1		6010C	TCLP
Flashpoint	>176		50.0	50.0	Degrees F	1		1010A	Total/NA
pH	7.4	HF	0.1	0.1	SU	1		9045C	Total/NA
Temperature	19.8	HF	0.001	0.001	Degrees C	1		9045C	Total/NA

Client Sample ID: PS11 — Lab Sample ID: 480-193831-11

Analyte	Result	Qualifier	RL	MDL	Unit	Dil Fac	D	Method	Prep Type
Arsenic	0.0064	J	0.015	0.0056	mg/L	1		6010C	TCLP

This Detection Summary does not include radiochemical test results.

Client Sample ID: PS11 (Continued) — Lab Sample ID: 480-193831-11

Analyte	Result	Qualifier	RL	MDL	Unit	Dil Fac	D	Method	Prep Type
Barium	0.47	J	1.0	0.10	mg/L	1		6010C	TCLP
Cadmium	0.0017	J	0.0020	0.00050	mg/L	1		6010C	TCLP
Lead	0.013	J B	0.020	0.0030	mg/L	1		6010C	TCLP
Flashpoint	>180		50.0	50.0	Degrees F	1		1010A	Total/NA
pH	7.4	HF	0.1	0.1	SU	1		9045C	Total/NA
Temperature	20.1	HF	0.001	0.001	Degrees C	1		9045C	Total/NA

Client Sample ID: PS12 — Lab Sample ID: 480-193831-12

Analyte	Result	Qualifier	RL	MDL	Unit	Dil Fac	D	Method	Prep Type
Barium	0.52	J	1.0	0.10	mg/L	1		6010C	TCLP
Cadmium	0.0011	J	0.0020	0.00050	mg/L	1		6010C	TCLP
Lead	0.018	J B	0.020	0.0030	mg/L	1		6010C	TCLP
Flashpoint	>180		50.0	50.0	Degrees F	1		1010A	Total/NA
pH	7.1	HF	0.1	0.1	SU	1		9045C	Total/NA
Temperature	18.9	HF	0.001	0.001	Degrees C	1		9045C	Total/NA

Client Sample ID: PS13 — Lab Sample ID: 480-193831-13

Analyte	Result	Qualifier	RL	MDL	Unit	Dil Fac	D	Method	Prep Type
Gasoline Range Organics [C6 - C10]	1.1	J	1.3	0.35	mg/Kg	1	☼	8015D	Total/NA
Arsenic	0.0096	J	0.015	0.0056	mg/L	1		6010C	TCLP
Barium	0.45	J	1.0	0.10	mg/L	1		6010C	TCLP
Flashpoint	>180		50.0	50.0	Degrees F	1		1010A	Total/NA
Sulfide, Reactive	20.0		10	10	mg/Kg	1		9034	Total/NA
pH	7.1	HF	0.1	0.1	SU	1		9045C	Total/NA
Temperature	19.3	HF	0.001	0.001	Degrees C	1		9045C	Total/NA

Client Sample ID: PS14 — Lab Sample ID: 480-193831-14

Analyte	Result	Qualifier	RL	MDL	Unit	Dil Fac	D	Method	Prep Type
Gasoline Range Organics [C6 - C10]	1.2	J	1.5	0.39	mg/Kg	1	☼	8015D	Total/NA
Barium	0.41	J	1.0	0.10	mg/L	1		6010C	TCLP
Flashpoint	>180		50.0	50.0	Degrees F	1		1010A	Total/NA
pH	7.9	HF	0.1	0.1	SU	1		9045C	Total/NA
Temperature	19.4	HF	0.001	0.001	Degrees C	1		9045C	Total/NA

Client Sample ID: PS15 — Lab Sample ID: 480-193831-15

Analyte	Result	Qualifier	RL	MDL	Unit	Dil Fac	D	Method	Prep Type
Barium	0.21	J	1.0	0.10	mg/L	1		6010C	TCLP
Cadmium	0.0015	J	0.0020	0.00050	mg/L	1		6010C	TCLP
Lead	0.0051	J B	0.020	0.0030	mg/L	1		6010C	TCLP
Flashpoint	>175	*- ^-	50.0	50.0	Degrees F	1		1010A	Total/NA
pH	7.8	HF	0.1	0.1	SU	1		9045C	Total/NA
Temperature	19.5	HF	0.001	0.001	Degrees C	1		9045C	Total/NA

Client Sample ID: PS16 — Lab Sample ID: 480-193831-16

Analyte	Result	Qualifier	RL	MDL	Unit	Dil Fac	D	Method	Prep Type
Gasoline Range Organics [C6 - C10]	1.1	J	1.4	0.36	mg/Kg	1	☼	8015D	Total/NA
Barium	0.26	J	1.0	0.10	mg/L	1		6010C	TCLP
Cadmium	0.0016	J	0.0020	0.00050	mg/L	1		6010C	TCLP

This Detection Summary does not include radiochemical test results.

Client Sample ID: PS16 (Continued) — Lab Sample ID: 480-193831-16

Analyte	Result	Qualifier	RL	RL	Unit	Dil Fac	D	Method	Prep Type
Flashpoint	>180		50.0	50.0	Degrees F	1		1010A	Total/NA
pH	8.1	HF	0.1	0.1	SU	1		9045C	Total/NA
Temperature	19.5	HF	0.001	0.001	Degrees C	1		9045C	Total/NA

Client Sample ID: PS17 — Lab Sample ID: 480-193831-17

Analyte	Result	Qualifier	RL	MDL	Unit	Dil Fac	D	Method	Prep Type
Diesel Range Organics [C10-C28]	6.6	J	20	6.1	mg/Kg	1	☼	8015D	Total/NA
Barium	0.73	J	1.0	0.10	mg/L	1		6010C	TCLP
Cadmium	0.0011	J	0.0020	0.00050	mg/L	1		6010C	TCLP
Lead	0.020	B	0.020	0.0030	mg/L	1		6010C	TCLP
Flashpoint	>175	*- ^-	50.0	50.0	Degrees F	1		1010A	Total/NA
pH	7.5	HF	0.1	0.1	SU	1		9045C	Total/NA
Temperature	19.2	HF	0.001	0.001	Degrees C	1		9045C	Total/NA

Client Sample ID: PS18 — Lab Sample ID: 480-193831-18

Analyte	Result	Qualifier	RL	MDL	Unit	Dil Fac	D	Method	Prep Type
Gasoline Range Organics [C6 - C10]	1.1	J	1.4	0.36	mg/Kg	1	☼	8015D	Total/NA
Diesel Range Organics [C10-C28]	13	J	20	6.0	mg/Kg	1	☼	8015D	Total/NA
Barium	0.70	J	1.0	0.10	mg/L	1		6010C	TCLP
Cadmium	0.0013	J	0.0020	0.00050	mg/L	1		6010C	TCLP
Lead	0.011	J B	0.020	0.0030	mg/L	1		6010C	TCLP
Flashpoint	>180		50.0	50.0	Degrees F	1		1010A	Total/NA
pH	6.5	HF	0.1	0.1	SU	1		9045C	Total/NA
Temperature	19.1	HF	0.001	0.001	Degrees C	1		9045C	Total/NA

Client Sample ID: PS19 — Lab Sample ID: 480-193831-19

Analyte	Result	Qualifier	RL	MDL	Unit	Dil Fac	D	Method	Prep Type
Gasoline Range Organics [C6 - C10]	1.2	J	1.4	0.38	mg/Kg	1	☼	8015D	Total/NA
Diesel Range Organics [C10-C28]	10	J	20	5.9	mg/Kg	1	☼	8015D	Total/NA
Arsenic	0.0060	J	0.015	0.0056	mg/L	1		6010C	TCLP
Barium	0.72	J	1.0	0.10	mg/L	1		6010C	TCLP
Cadmium	0.0010	J	0.0020	0.00050	mg/L	1		6010C	TCLP
Lead	0.0099	J B	0.020	0.0030	mg/L	1		6010C	TCLP
Flashpoint	>180		50.0	50.0	Degrees F	1		1010A	Total/NA
pH	7.1	HF	0.1	0.1	SU	1		9045C	Total/NA
Temperature	19.7	HF	0.001	0.001	Degrees C	1		9045C	Total/NA

Client Sample ID: PS20 — Lab Sample ID: 480-193831-20

Analyte	Result	Qualifier	RL	MDL	Unit	Dil Fac	D	Method	Prep Type
Gasoline Range Organics [C6 - C10]	1.2	J	1.5	0.39	mg/Kg	1	☼	8015D	Total/NA
Diesel Range Organics [C10-C28]	9.3	J	21	6.3	mg/Kg	1	☼	8015D	Total/NA
Barium	1.0		1.0	0.10	mg/L	1		6010C	TCLP
Cadmium	0.0020		0.0020	0.00050	mg/L	1		6010C	TCLP
Lead	0.069	B	0.020	0.0030	mg/L	1		6010C	TCLP
Flashpoint	>175	*- ^-	50.0	50.0	Degrees F	1		1010A	Total/NA
pH	7.1	HF	0.1	0.1	SU	1		9045C	Total/NA
Temperature	19.4	HF	0.001	0.001	Degrees C	1		9045C	Total/NA

This Detection Summary does not include radiochemical test results.

Detection Summary

Client: Brydges Engineering in Environment & Energy DPC
Job ID: 480-193831-1
Project/Site: Pilgrim Village Senior

Client Sample ID: PS21 — Lab Sample ID: 480-193831-21

Analyte	Result	Qualifier	RL	MDL	Unit	Dil Fac	D	Method	Prep Type
Barium	1.0		1.0	0.10	mg/L	1		6010C	TCLP
Cadmium	0.00093	J	0.0020	0.00050	mg/L	1		6010C	TCLP
Lead	0.0096	J B	0.020	0.0030	mg/L	1		6010C	TCLP
Flashpoint	>175		50.0	50.0	Degrees F	1		1010A	Total/NA
pH	7.0	HF	0.1	0.1	SU	1		9045C	Total/NA
Temperature	19.6	HF	0.001	0.001	Degrees C	1		9045C	Total/NA

Client Sample ID: PS22 — Lab Sample ID: 480-193831-22

Analyte	Result	Qualifier	RL	MDL	Unit	Dil Fac	D	Method	Prep Type
Gasoline Range Organics [C6 - C10]	1.2	J B	1.4	0.36	mg/Kg	1	☼	8015D	Total/NA
Diesel Range Organics [C10-C28]	15	J	20	6.1	mg/Kg	1	☼	8015D	Total/NA
Barium	0.82	J	1.0	0.10	mg/L	1		6010C	TCLP
Cadmium	0.0013	J	0.0020	0.00050	mg/L	1		6010C	TCLP
Lead	0.0071	J B	0.020	0.0030	mg/L	1		6010C	TCLP
Flashpoint	>175	*- ^-	50.0	50.0	Degrees F	1		1010A	Total/NA
pH	7.6	HF	0.1	0.1	SU	1		9045C	Total/NA
Temperature	19.9	HF	0.001	0.001	Degrees C	1		9045C	Total/NA

Client Sample ID: PS23 — Lab Sample ID: 480-193831-23

Analyte	Result	Qualifier	RL	MDL	Unit	Dil Fac	D	Method	Prep Type
Diesel Range Organics [C10-C28]	9.4	J	20	6.0	mg/Kg	1	☼	8015D	Total/NA
Barium	1.0		1.0	0.10	mg/L	1		6010C	TCLP
Cadmium	0.0017	J	0.0020	0.00050	mg/L	1		6010C	TCLP
Lead	0.039	B	0.020	0.0030	mg/L	1		6010C	TCLP
Flashpoint	>180		50.0	50.0	Degrees F	1		1010A	Total/NA
pH	7.3	HF	0.1	0.1	SU	1		9045C	Total/NA
Temperature	20.0	HF	0.001	0.001	Degrees C	1		9045C	Total/NA

This Detection Summary does not include radiochemical test results.

Client Sample Results

Client: Brydges Engineering in Environment & Energy DPC
Project/Site: Pilgrim Village Senior

Job ID: 480-193831-1

Client Sample ID: PS1

Date Collected: 12/28/21 13:12
Date Received: 12/29/21 13:40

Lab Sample ID: 480-193831-1

Matrix: Solid

Method: 8260C - TCLP Volatiles - TCLP

Analyte	Result	Qualifier	RL	MDL	Unit	D	Prepared	Analyzed	Dil Fac
1,1-Dichloroethene	0.010	U	0.010	0.0029	mg/L			01/04/22 20:36	10
1,2-Dichloroethane	0.010	U	0.010	0.0021	mg/L			01/04/22 20:36	10
2-Butanone (MEK)	0.050	U	0.050	0.013	mg/L			01/04/22 20:36	10
Benzene	0.010	U	0.010	0.0041	mg/L			01/04/22 20:36	10
Carbon tetrachloride	0.010	U	0.010	0.0027	mg/L			01/04/22 20:36	10
Chlorobenzene	0.010	U	0.010	0.0075	mg/L			01/04/22 20:36	10
Chloroform	0.010	U	0.010	0.0034	mg/L			01/04/22 20:36	10
Tetrachloroethene	0.010	U	0.010	0.0036	mg/L			01/04/22 20:36	10
Trichloroethene	0.010	U	0.010	0.0046	mg/L			01/04/22 20:36	10
Vinyl chloride	0.010	U	0.010	0.0090	mg/L			01/04/22 20:36	10

Surrogate	*%Recovery*	*Qualifier*	*Limits*	*Prepared*	*Analyzed*	*Dil Fac*
1,2-Dichloroethane-d4 (Surr)	*104*		*77 - 120*		*01/04/22 20:36*	*10*
4-Bromofluorobenzene (Surr)	*101*		*73 - 120*		*01/04/22 20:36*	*10*
Dibromofluoromethane (Surr)	*104*		*75 - 123*		*01/04/22 20:36*	*10*
Toluene-d8 (Surr)	*97*		*80 - 120*		*01/04/22 20:36*	*10*

Method: 8270D - Semivolatile Organic Compounds (GC/MS) - TCLP

Analyte	Result	Qualifier	RL	MDL	Unit	D	Prepared	Analyzed	Dil Fac
1,4-Dichlorobenzene	0.040	U	0.040	0.0018	mg/L		01/04/22 15:38	01/05/22 19:13	1
2,4,5-Trichlorophenol	0.020	U	0.020	0.0019	mg/L		01/04/22 15:38	01/05/22 19:13	1
2,4,6-Trichlorophenol	0.020	U	0.020	0.0024	mg/L		01/04/22 15:38	01/05/22 19:13	1
2,4-Dinitrotoluene	0.020	U	0.020	0.0017	mg/L		01/04/22 15:38	01/05/22 19:13	1
2-Methylphenol	0.020	U	0.020	0.0016	mg/L		01/04/22 15:38	01/05/22 19:13	1
3-Methylphenol	0.040	U	0.040	0.0016	mg/L		01/04/22 15:38	01/05/22 19:13	1
4-Methylphenol	0.040	U	0.040	0.0014	mg/L		01/04/22 15:38	01/05/22 19:13	1
Hexachlorobenzene	0.020	U	0.020	0.0020	mg/L		01/04/22 15:38	01/05/22 19:13	1
Hexachlorobutadiene	0.020	U	0.020	0.0027	mg/L		01/04/22 15:38	01/05/22 19:13	1
Hexachloroethane	0.020	U	0.020	0.0023	mg/L		01/04/22 15:38	01/05/22 19:13	1
Nitrobenzene	0.020	U	0.020	0.0011	mg/L		01/04/22 15:38	01/05/22 19:13	1
Pentachlorophenol	0.040	U	0.040	0.0088	mg/L		01/04/22 15:38	01/05/22 19:13	1
Pyridine	0.10	U	0.10	0.0016	mg/L		01/04/22 15:38	01/05/22 19:13	1

Surrogate	*%Recovery*	*Qualifier*	*Limits*	*Prepared*	*Analyzed*	*Dil Fac*
2,4,6-Tribromophenol (Surr)	*87*		*41 - 120*	*01/04/22 15:38*	*01/05/22 19:13*	*1*
2-Fluorobiphenyl (Surr)	*89*		*48 - 120*	*01/04/22 15:38*	*01/05/22 19:13*	*1*
2-Fluorophenol (Surr)	*45*		*35 - 120*	*01/04/22 15:38*	*01/05/22 19:13*	*1*
Nitrobenzene-d5 (Surr)	*83*		*46 - 120*	*01/04/22 15:38*	*01/05/22 19:13*	*1*
Phenol-d5 (Surr)	*30*		*22 - 120*	*01/04/22 15:38*	*01/05/22 19:13*	*1*
p-Terphenyl-d14 (Surr)	*103*		*60 - 148*	*01/04/22 15:38*	*01/05/22 19:13*	*1*

Method: 8081B - Organochlorine Pesticides (GC) - TCLP

Analyte	Result	Qualifier	RL	MDL	Unit	D	Prepared	Analyzed	Dil Fac
gamma-BHC (Lindane)	0.00020	U	0.00020	0.0000060	mg/L		01/04/22 11:16	01/05/22 12:53	1
Chlordane (technical)	0.0020	U	0.0020	0.000029	mg/L		01/04/22 11:16	01/05/22 12:53	1
Endrin	0.00020	U	0.00020	0.000014	mg/L		01/04/22 11:16	01/05/22 12:53	1
Heptachlor	0.00020	U *+	0.00020	0.0000085	mg/L		01/04/22 11:16	01/05/22 12:53	1
Heptachlor epoxide	0.00020	U *+	0.00020	0.0000053	mg/L		01/04/22 11:16	01/05/22 12:53	1
Methoxychlor	0.00020	U *+	0.00020	0.000014	mg/L		01/04/22 11:16	01/05/22 12:53	1
Toxaphene	0.0020	U	0.0020	0.00012	mg/L		01/04/22 11:16	01/05/22 12:53	1

Client Sample ID: PS1
Date Collected: 12/28/21 13:12
Date Received: 12/29/21 13:40

Lab Sample ID: 480-193831-1
Matrix: Solid

Surrogate	*%Recovery*	*Qualifier*	*Limits*	*Prepared*	*Analyzed*	*Dil Fac*
DCB Decachlorobiphenyl	*81*		*20 - 120*	*01/04/22 11:16*	*01/05/22 12:53*	*1*
Tetrachloro-m-xylene	*86*		*44 - 120*	*01/04/22 11:16*	*01/05/22 12:53*	*1*

Method: 8151 - TCLP Herbicides - TCLP

Analyte	Result	Qualifier	RL	MDL	Unit	D	Prepared	Analyzed	Dil Fac
2,4-D	0.0020	U	0.0020	0.00040	mg/L		01/04/22 11:22	01/05/22 20:16	1
Silvex (2,4,5-TP)	0.0020	U	0.0020	0.00036	mg/L		01/04/22 11:22	01/05/22 20:16	1

Surrogate	*%Recovery*	*Qualifier*	*Limits*	*Prepared*	*Analyzed*	*Dil Fac*
2,4-Dichlorophenylacetic acid	*30*	*S1-*	*48 - 132*	*01/04/22 11:22*	*01/05/22 20:16*	*1*

Method: 6010C - Metals (ICP) - TCLP

Analyte	Result	Qualifier	RL	MDL	Unit	D	Prepared	Analyzed	Dil Fac
Arsenic	0.015	U	0.015	0.0056	mg/L		01/04/22 11:41	01/04/22 20:17	1
Barium	**0.11**	**J**	1.0	0.10	mg/L		01/04/22 11:41	01/04/22 20:17	1
Cadmium	**0.00074**	**J**	0.0020	0.00050	mg/L		01/04/22 11:41	01/04/22 20:17	1
Chromium	0.020	U	0.020	0.010	mg/L		01/04/22 11:41	01/04/22 20:17	1
Lead	**0.0065**	**J B**	0.020	0.0030	mg/L		01/04/22 11:41	01/04/22 20:17	1
Selenium	0.025	U	0.025	0.0087	mg/L		01/04/22 11:41	01/04/22 20:17	1
Silver	0.0060	U	0.0060	0.0017	mg/L		01/04/22 11:41	01/04/22 20:17	1

Method: 7470A - TCLP Mercury - TCLP

Analyte	Result	Qualifier	RL	MDL	Unit	D	Prepared	Analyzed	Dil Fac
Mercury	0.00020	U	0.00020	0.000043	mg/L		01/04/22 12:21	01/04/22 15:07	1

General Chemistry

Analyte	Result	Qualifier	RL	MDL	Unit	D	Prepared	Analyzed	Dil Fac
Cyanide, Reactive	9.5	U	9.5	9.5	mg/Kg		01/03/22 08:30	01/04/22 11:55	1
Sulfide, Reactive	9.5	U	9.5	9.5	mg/Kg		01/03/22 08:30	01/03/22 15:15	1

Analyte	Result	Qualifier	RL	RL	Unit	D	Prepared	Analyzed	Dil Fac
Flashpoint	**>176**		50.0	50.0	Degrees F			01/09/22 08:49	1
pH	**6.7**	**HF**	0.1	0.1	SU			01/03/22 16:00	1
Temperature	**20.9**	**HF**	0.001	0.001	Degrees C			01/03/22 16:00	1

Client Sample ID: PS1
Date Collected: 12/28/21 13:12
Date Received: 12/29/21 13:40

Lab Sample ID: 480-193831-1
Matrix: Solid
Percent Solids: 84.8

Method: 8015D - Gasoline Range Organics (GRO) (GC)

Analyte	Result	Qualifier	RL	MDL	Unit	D	Prepared	Analyzed	Dil Fac
Gasoline Range Organics [C6 - C10]	1.4	U	1.4	0.36	mg/Kg	☼	01/03/22 07:07	01/04/22 09:45	1

Surrogate	*%Recovery*	*Qualifier*	*Limits*	*Prepared*	*Analyzed*	*Dil Fac*
a,a,a-Trifluorotoluene	*87*		*46 - 156*	*01/03/22 07:07*	*01/04/22 09:45*	*1*

Method: 8015D - Diesel Range Organics (DRO) (GC)

Analyte	Result	Qualifier	RL	MDL	Unit	D	Prepared	Analyzed	Dil Fac
Diesel Range Organics [C10-C28]	20	U	20	6.0	mg/Kg	☼	12/30/21 14:28	01/03/22 15:08	1

Surrogate	*%Recovery*	*Qualifier*	*Limits*	*Prepared*	*Analyzed*	*Dil Fac*
o-Terphenyl	*79*		*48 - 125*	*12/30/21 14:28*	*01/03/22 15:08*	*1*

Client Sample Results

Client: Brydges Engineering in Environment & Energy DPC
Project/Site: Pilgrim Village Senior

Job ID: 480-193831-1

Client Sample ID: PS1

Lab Sample ID: 480-193831-1
Date Collected: 12/28/21 13:12
Matrix: Solid
Date Received: 12/29/21 13:40
Percent Solids: 84.8

Method: 8082A - Polychlorinated Biphenyls (PCBs) by Gas Chromatography

Analyte	Result	Qualifier	RL	MDL	Unit	D	Prepared	Analyzed	Dil Fac
PCB-1016	0.20	U	0.20	0.039	mg/Kg	☼	01/03/22 07:20	01/03/22 23:53	1
PCB-1221	0.20	U	0.20	0.039	mg/Kg	☼	01/03/22 07:20	01/03/22 23:53	1
PCB-1232	0.20	U	0.20	0.039	mg/Kg	☼	01/03/22 07:20	01/03/22 23:53	1
PCB-1242	0.20	U	0.20	0.039	mg/Kg	☼	01/03/22 07:20	01/03/22 23:53	1
PCB-1248	0.20	U	0.20	0.039	mg/Kg	☼	01/03/22 07:20	01/03/22 23:53	1
PCB-1254	0.20	U	0.20	0.093	mg/Kg	☼	01/03/22 07:20	01/03/22 23:53	1
PCB-1260	0.20	U	0.20	0.093	mg/Kg	☼	01/03/22 07:20	01/03/22 23:53	1
PCB-1262	0.20	U	0.20	0.093	mg/Kg	☼	01/03/22 07:20	01/03/22 23:53	1
PCB-1268	0.20	U	0.20	0.093	mg/Kg	☼	01/03/22 07:20	01/03/22 23:53	1

Surrogate	*%Recovery*	*Qualifier*	*Limits*	*Prepared*	*Analyzed*	*Dil Fac*
DCB Decachlorobiphenyl	*125*		*65 - 174*	*01/03/22 07:20*	*01/03/22 23:53*	*1*
Tetrachloro-m-xylene	*125*		*60 - 154*	*01/03/22 07:20*	*01/03/22 23:53*	*1*

Client Sample ID: PS2

Lab Sample ID: 480-193831-2
Date Collected: 12/28/21 13:18
Matrix: Solid
Date Received: 12/29/21 13:40

Method: 8260C - TCLP Volatiles - TCLP

Analyte	Result	Qualifier	RL	MDL	Unit	D	Prepared	Analyzed	Dil Fac
1,1-Dichloroethene	0.010	U	0.010	0.0029	mg/L			01/04/22 21:00	10
1,2-Dichloroethane	0.010	U	0.010	0.0021	mg/L			01/04/22 21:00	10
2-Butanone (MEK)	0.050	U	0.050	0.013	mg/L			01/04/22 21:00	10
Benzene	0.010	U	0.010	0.0041	mg/L			01/04/22 21:00	10
Carbon tetrachloride	0.010	U	0.010	0.0027	mg/L			01/04/22 21:00	10
Chlorobenzene	0.010	U	0.010	0.0075	mg/L			01/04/22 21:00	10
Chloroform	0.010	U	0.010	0.0034	mg/L			01/04/22 21:00	10
Tetrachloroethene	0.010	U	0.010	0.0036	mg/L			01/04/22 21:00	10
Trichloroethene	0.010	U	0.010	0.0046	mg/L			01/04/22 21:00	10
Vinyl chloride	0.010	U	0.010	0.0090	mg/L			01/04/22 21:00	10

Surrogate	*%Recovery*	*Qualifier*	*Limits*	*Prepared*	*Analyzed*	*Dil Fac*
1,2-Dichloroethane-d4 (Surr)	*104*		*77 - 120*		*01/04/22 21:00*	*10*
4-Bromofluorobenzene (Surr)	*101*		*73 - 120*		*01/04/22 21:00*	*10*
Dibromofluoromethane (Surr)	*102*		*75 - 123*		*01/04/22 21:00*	*10*
Toluene-d8 (Surr)	*97*		*80 - 120*		*01/04/22 21:00*	*10*

Method: 8270D - Semivolatile Organic Compounds (GC/MS) - TCLP

Analyte	Result	Qualifier	RL	MDL	Unit	D	Prepared	Analyzed	Dil Fac
1,4-Dichlorobenzene	0.040	U	0.040	0.0018	mg/L		01/04/22 15:38	01/05/22 19:37	1
2,4,5-Trichlorophenol	0.020	U	0.020	0.0019	mg/L		01/04/22 15:38	01/05/22 19:37	1
2,4,6-Trichlorophenol	0.020	U	0.020	0.0024	mg/L		01/04/22 15:38	01/05/22 19:37	1
2,4-Dinitrotoluene	0.020	U	0.020	0.0017	mg/L		01/04/22 15:38	01/05/22 19:37	1
2-Methylphenol	0.020	U	0.020	0.0016	mg/L		01/04/22 15:38	01/05/22 19:37	1
3-Methylphenol	0.040	U	0.040	0.0016	mg/L		01/04/22 15:38	01/05/22 19:37	1
4-Methylphenol	0.040	U	0.040	0.0014	mg/L		01/04/22 15:38	01/05/22 19:37	1
Hexachlorobenzene	0.020	U	0.020	0.0020	mg/L		01/04/22 15:38	01/05/22 19:37	1
Hexachlorobutadiene	0.020	U	0.020	0.0027	mg/L		01/04/22 15:38	01/05/22 19:37	1
Hexachloroethane	0.020	U	0.020	0.0023	mg/L		01/04/22 15:38	01/05/22 19:37	1
Nitrobenzene	0.020	U	0.020	0.0011	mg/L		01/04/22 15:38	01/05/22 19:37	1
Pentachlorophenol	0.040	U	0.040	0.0088	mg/L		01/04/22 15:38	01/05/22 19:37	1

Client Sample ID: PS2

Date Collected: 12/28/21 13:18
Date Received: 12/29/21 13:40

Lab Sample ID: 480-193831-2

Matrix: Solid

Method: 8270D - Semivolatile Organic Compounds (GC/MS) - TCLP (Continued)

Analyte	Result	Qualifier	RL	MDL	Unit	D	Prepared	Analyzed	Dil Fac
Pyridine	0.10	U	0.10	0.0016	mg/L		01/04/22 15:38	01/05/22 19:37	1

Surrogate	*%Recovery*	*Qualifier*	*Limits*	*Prepared*	*Analyzed*	*Dil Fac*
2,4,6-Tribromophenol (Surr)	*87*		*41 - 120*	*01/04/22 15:38*	*01/05/22 19:37*	*1*
2-Fluorobiphenyl (Surr)	*87*		*48 - 120*	*01/04/22 15:38*	*01/05/22 19:37*	*1*
2-Fluorophenol (Surr)	*47*		*35 - 120*	*01/04/22 15:38*	*01/05/22 19:37*	*1*
Nitrobenzene-d5 (Surr)	*85*		*46 - 120*	*01/04/22 15:38*	*01/05/22 19:37*	*1*
Phenol-d5 (Surr)	*31*		*22 - 120*	*01/04/22 15:38*	*01/05/22 19:37*	*1*
p-Terphenyl-d14 (Surr)	*102*		*60 - 148*	*01/04/22 15:38*	*01/05/22 19:37*	*1*

Method: 8081B - Organochlorine Pesticides (GC) - TCLP

Analyte	Result	Qualifier	RL	MDL	Unit	D	Prepared	Analyzed	Dil Fac
gamma-BHC (Lindane)	0.00020	U	0.00020	0.0000060	mg/L		01/04/22 11:16	01/05/22 13:12	1
Chlordane (technical)	0.0020	U	0.0020	0.000029	mg/L		01/04/22 11:16	01/05/22 13:12	1
Endrin	0.00020	U	0.00020	0.000014	mg/L		01/04/22 11:16	01/05/22 13:12	1
Heptachlor	0.00020	U *+	0.00020	0.0000085	mg/L		01/04/22 11:16	01/05/22 13:12	1
Heptachlor epoxide	0.00020	U *+	0.00020	0.0000053	mg/L		01/04/22 11:16	01/05/22 13:12	1
Methoxychlor	0.00020	U *+	0.00020	0.000014	mg/L		01/04/22 11:16	01/05/22 13:12	1
Toxaphene	0.0020	U	0.0020	0.00012	mg/L		01/04/22 11:16	01/05/22 13:12	1

Surrogate	*%Recovery*	*Qualifier*	*Limits*	*Prepared*	*Analyzed*	*Dil Fac*
DCB Decachlorobiphenyl	*84*		*20 - 120*	*01/04/22 11:16*	*01/05/22 13:12*	*1*
Tetrachloro-m-xylene	*90*		*44 - 120*	*01/04/22 11:16*	*01/05/22 13:12*	*1*

Method: 8151 - TCLP Herbicides - TCLP

Analyte	Result	Qualifier	RL	MDL	Unit	D	Prepared	Analyzed	Dil Fac
2,4-D	0.0020	U	0.0020	0.00040	mg/L		01/04/22 11:22	01/05/22 20:46	1
Silvex (2,4,5-TP)	0.0020	U	0.0020	0.00036	mg/L		01/04/22 11:22	01/05/22 20:46	1

Surrogate	*%Recovery*	*Qualifier*	*Limits*	*Prepared*	*Analyzed*	*Dil Fac*
2,4-Dichlorophenylacetic acid	*27*	*S1-*	*48 - 132*	*01/04/22 11:22*	*01/05/22 20:46*	*1*

Method: 6010C - Metals (ICP) - TCLP

Analyte	Result	Qualifier	RL	MDL	Unit	D	Prepared	Analyzed	Dil Fac
Arsenic	**0.0056**	**J**	0.015	0.0056	mg/L		01/04/22 11:41	01/04/22 20:20	1
Barium	1.0	U	1.0	0.10	mg/L		01/04/22 11:41	01/04/22 20:20	1
Cadmium	**0.0012**	**J**	0.0020	0.00050	mg/L		01/04/22 11:41	01/04/22 20:20	1
Chromium	0.020	U	0.020	0.010	mg/L		01/04/22 11:41	01/04/22 20:20	1
Lead	**0.0074**	**J B**	0.020	0.0030	mg/L		01/04/22 11:41	01/04/22 20:20	1
Selenium	0.025	U	0.025	0.0087	mg/L		01/04/22 11:41	01/04/22 20:20	1
Silver	0.0060	U	0.0060	0.0017	mg/L		01/04/22 11:41	01/04/22 20:20	1

Method: 7470A - TCLP Mercury - TCLP

Analyte	Result	Qualifier	RL	MDL	Unit	D	Prepared	Analyzed	Dil Fac
Mercury	0.00020	U	0.00020	0.000043	mg/L		01/04/22 12:21	01/04/22 15:08	1

General Chemistry

Analyte	Result	Qualifier	RL	MDL	Unit	D	Prepared	Analyzed	Dil Fac
Cyanide, Reactive	10	U	10	10	mg/Kg		01/03/22 08:30	01/04/22 11:56	1
Sulfide, Reactive	10	U	10	10	mg/Kg		01/03/22 08:30	01/03/22 15:15	1

Client Sample Results

Client: Brydges Engineering in Environment & Energy DPC
Project/Site: Pilgrim Village Senior

Job ID: 480-193831-1

Client Sample ID: PS2

Lab Sample ID: 480-193831-2
Date Collected: 12/28/21 13:18
Matrix: Solid
Date Received: 12/29/21 13:40

Analyte	Result	Qualifier	RL	RL	Unit	D	Prepared	Analyzed	Dil Fac
Flashpoint	>180		50.0	50.0	Degrees F			01/09/22 08:54	1
pH	7.0	HF	0.1	0.1	SU			01/03/22 16:00	1
Temperature	20.5	HF	0.001	0.001	Degrees C			01/03/22 16:00	1

Client Sample ID: PS2

Lab Sample ID: 480-193831-2
Date Collected: 12/28/21 13:18
Matrix: Solid
Date Received: 12/29/21 13:40
Percent Solids: 84.3

Method: 8015D - Gasoline Range Organics (GRO) (GC)

Analyte	Result	Qualifier	RL	MDL	Unit	D	Prepared	Analyzed	Dil Fac
Gasoline Range Organics [C6 - C10]	1.4	U	1.4	0.36	mg/Kg	☼	01/03/22 07:07	01/03/22 10:44	1

Surrogate	*%Recovery*	*Qualifier*	*Limits*	*Prepared*	*Analyzed*	*Dil Fac*
a,a,a-Trifluorotoluene	*87*		*46 - 156*	*01/03/22 07:07*	*01/03/22 10:44*	*1*

Method: 8015D - Diesel Range Organics (DRO) (GC)

Analyte	Result	Qualifier	RL	MDL	Unit	D	Prepared	Analyzed	Dil Fac
Diesel Range Organics [C10-C28]	19	U	19	5.7	mg/Kg	☼	12/30/21 14:28	01/03/22 15:43	1

Surrogate	*%Recovery*	*Qualifier*	*Limits*	*Prepared*	*Analyzed*	*Dil Fac*
o-Terphenyl	*72*		*48 - 125*	*12/30/21 14:28*	*01/03/22 15:43*	*1*

Method: 8082A - Polychlorinated Biphenyls (PCBs) by Gas Chromatography

Analyte	Result	Qualifier	RL	MDL	Unit	D	Prepared	Analyzed	Dil Fac
PCB-1016	0.27	U	0.27	0.052	mg/Kg	☼	01/03/22 07:20	01/04/22 00:06	1
PCB-1221	0.27	U	0.27	0.052	mg/Kg	☼	01/03/22 07:20	01/04/22 00:06	1
PCB-1232	0.27	U	0.27	0.052	mg/Kg	☼	01/03/22 07:20	01/04/22 00:06	1
PCB-1242	0.27	U	0.27	0.052	mg/Kg	☼	01/03/22 07:20	01/04/22 00:06	1
PCB-1248	0.27	U	0.27	0.052	mg/Kg	☼	01/03/22 07:20	01/04/22 00:06	1
PCB-1254	0.27	U	0.27	0.12	mg/Kg	☼	01/03/22 07:20	01/04/22 00:06	1
PCB-1260	0.27	U	0.27	0.12	mg/Kg	☼	01/03/22 07:20	01/04/22 00:06	1
PCB-1262	0.27	U	0.27	0.12	mg/Kg	☼	01/03/22 07:20	01/04/22 00:06	1
PCB-1268	0.27	U	0.27	0.12	mg/Kg	☼	01/03/22 07:20	01/04/22 00:06	1

Surrogate	*%Recovery*	*Qualifier*	*Limits*	*Prepared*	*Analyzed*	*Dil Fac*
DCB Decachlorobiphenyl	*126*		*65 - 174*	*01/03/22 07:20*	*01/04/22 00:06*	*1*
Tetrachloro-m-xylene	*125*		*60 - 154*	*01/03/22 07:20*	*01/04/22 00:06*	*1*

Client Sample ID: PS3

Lab Sample ID: 480-193831-3
Date Collected: 12/28/21 13:24
Matrix: Solid
Date Received: 12/29/21 13:40

Method: 8260C - TCLP Volatiles - TCLP

Analyte	Result	Qualifier	RL	MDL	Unit	D	Prepared	Analyzed	Dil Fac
1,1-Dichloroethene	0.010	U	0.010	0.0029	mg/L			01/04/22 21:24	10
1,2-Dichloroethane	0.010	U	0.010	0.0021	mg/L			01/04/22 21:24	10
2-Butanone (MEK)	0.050	U	0.050	0.013	mg/L			01/04/22 21:24	10
Benzene	0.010	U	0.010	0.0041	mg/L			01/04/22 21:24	10
Carbon tetrachloride	0.010	U	0.010	0.0027	mg/L			01/04/22 21:24	10
Chlorobenzene	0.010	U	0.010	0.0075	mg/L			01/04/22 21:24	10
Chloroform	0.010	U	0.010	0.0034	mg/L			01/04/22 21:24	10
Tetrachloroethene	0.010	U	0.010	0.0036	mg/L			01/04/22 21:24	10
Trichloroethene	0.010	U	0.010	0.0046	mg/L			01/04/22 21:24	10

Client Sample ID: PS3
Lab Sample ID: 480-193831-3

Date Collected: 12/28/21 13:24
Matrix: Solid
Date Received: 12/29/21 13:40

Method: 8260C - TCLP Volatiles - TCLP (Continued)

Analyte	Result	Qualifier	RL	MDL	Unit	D	Prepared	Analyzed	Dil Fac
Vinyl chloride	0.010	U	0.010	0.0090	mg/L			01/04/22 21:24	10

Surrogate	*%Recovery*	*Qualifier*	*Limits*	*Prepared*	*Analyzed*	*Dil Fac*
1,2-Dichloroethane-d4 (Surr)	*105*		*77 - 120*		*01/04/22 21:24*	*10*
4-Bromofluorobenzene (Surr)	*104*		*73 - 120*		*01/04/22 21:24*	*10*
Dibromofluoromethane (Surr)	*103*		*75 - 123*		*01/04/22 21:24*	*10*
Toluene-d8 (Surr)	*98*		*80 - 120*		*01/04/22 21:24*	*10*

Method: 8270D - Semivolatile Organic Compounds (GC/MS) - TCLP

Analyte	Result	Qualifier	RL	MDL	Unit	D	Prepared	Analyzed	Dil Fac
1,4-Dichlorobenzene	0.040	U	0.040	0.0018	mg/L		01/04/22 15:38	01/05/22 20:00	1
2,4,5-Trichlorophenol	0.020	U	0.020	0.0019	mg/L		01/04/22 15:38	01/05/22 20:00	1
2,4,6-Trichlorophenol	0.020	U	0.020	0.0024	mg/L		01/04/22 15:38	01/05/22 20:00	1
2,4-Dinitrotoluene	0.020	U	0.020	0.0017	mg/L		01/04/22 15:38	01/05/22 20:00	1
2-Methylphenol	0.020	U	0.020	0.0016	mg/L		01/04/22 15:38	01/05/22 20:00	1
3-Methylphenol	0.040	U	0.040	0.0016	mg/L		01/04/22 15:38	01/05/22 20:00	1
4-Methylphenol	0.040	U	0.040	0.0014	mg/L		01/04/22 15:38	01/05/22 20:00	1
Hexachlorobenzene	0.020	U	0.020	0.0020	mg/L		01/04/22 15:38	01/05/22 20:00	1
Hexachlorobutadiene	0.020	U	0.020	0.0027	mg/L		01/04/22 15:38	01/05/22 20:00	1
Hexachloroethane	0.020	U	0.020	0.0023	mg/L		01/04/22 15:38	01/05/22 20:00	1
Nitrobenzene	0.020	U	0.020	0.0011	mg/L		01/04/22 15:38	01/05/22 20:00	1
Pentachlorophenol	0.040	U	0.040	0.0088	mg/L		01/04/22 15:38	01/05/22 20:00	1
Pyridine	0.10	U	0.10	0.0016	mg/L		01/04/22 15:38	01/05/22 20:00	1

Surrogate	*%Recovery*	*Qualifier*	*Limits*	*Prepared*	*Analyzed*	*Dil Fac*
2,4,6-Tribromophenol (Surr)	*87*		*41 - 120*	*01/04/22 15:38*	*01/05/22 20:00*	*1*
2-Fluorobiphenyl (Surr)	*91*		*48 - 120*	*01/04/22 15:38*	*01/05/22 20:00*	*1*
2-Fluorophenol (Surr)	*50*		*35 - 120*	*01/04/22 15:38*	*01/05/22 20:00*	*1*
Nitrobenzene-d5 (Surr)	*91*		*46 - 120*	*01/04/22 15:38*	*01/05/22 20:00*	*1*
Phenol-d5 (Surr)	*32*		*22 - 120*	*01/04/22 15:38*	*01/05/22 20:00*	*1*
p-Terphenyl-d14 (Surr)	*101*		*60 - 148*	*01/04/22 15:38*	*01/05/22 20:00*	*1*

Method: 8081B - Organochlorine Pesticides (GC) - TCLP

Analyte	Result	Qualifier	RL	MDL	Unit	D	Prepared	Analyzed	Dil Fac
gamma-BHC (Lindane)	0.00020	U	0.00020	0.0000060	mg/L		01/04/22 11:16	01/05/22 13:32	1
Chlordane (technical)	0.0020	U	0.0020	0.000029	mg/L		01/04/22 11:16	01/05/22 13:32	1
Endrin	0.00020	U	0.00020	0.000014	mg/L		01/04/22 11:16	01/05/22 13:32	1
Heptachlor	0.00020	U *+	0.00020	0.0000085	mg/L		01/04/22 11:16	01/05/22 13:32	1
Heptachlor epoxide	0.00020	U *+	0.00020	0.0000053	mg/L		01/04/22 11:16	01/05/22 13:32	1
Methoxychlor	0.00020	U *+	0.00020	0.000014	mg/L		01/04/22 11:16	01/05/22 13:32	1
Toxaphene	0.0020	U	0.0020	0.00012	mg/L		01/04/22 11:16	01/05/22 13:32	1

Surrogate	*%Recovery*	*Qualifier*	*Limits*	*Prepared*	*Analyzed*	*Dil Fac*
DCB Decachlorobiphenyl	*85*		*20 - 120*	*01/04/22 11:16*	*01/05/22 13:32*	*1*
Tetrachloro-m-xylene	*94*		*44 - 120*	*01/04/22 11:16*	*01/05/22 13:32*	*1*

Method: 8151 - TCLP Herbicides - TCLP

Analyte	Result	Qualifier	RL	MDL	Unit	D	Prepared	Analyzed	Dil Fac
2,4-D	0.0020	U	0.0020	0.00040	mg/L		01/04/22 11:22	01/05/22 21:45	1
Silvex (2,4,5-TP)	0.0020	U	0.0020	0.00036	mg/L		01/04/22 11:22	01/05/22 21:45	1

Client Sample ID: PS3

Lab Sample ID: 480-193831-3

Date Collected: 12/28/21 13:24
Matrix: Solid
Date Received: 12/29/21 13:40

Surrogate	%Recovery	Qualifier	Limits	Prepared	Analyzed	Dil Fac
2,4-Dichlorophenylacetic acid	19	S1-	48 - 132	01/04/22 11:22	01/05/22 21:45	1

Method: 6010C - Metals (ICP) - TCLP

Analyte	Result	Qualifier	RL	MDL	Unit	D	Prepared	Analyzed	Dil Fac
Arsenic	0.015	U	0.015	0.0056	mg/L		01/04/22 11:41	01/04/22 20:39	1
Barium	**0.31**	**J**	1.0	0.10	mg/L		01/04/22 11:41	01/04/22 20:39	1
Cadmium	**0.0015**	**J**	0.0020	0.00050	mg/L		01/04/22 11:41	01/04/22 20:39	1
Chromium	0.020	U	0.020	0.010	mg/L		01/04/22 11:41	01/04/22 20:39	1
Lead	0.020	U	0.020	0.0030	mg/L		01/04/22 11:41	01/04/22 20:39	1
Selenium	0.025	U	0.025	0.0087	mg/L		01/04/22 11:41	01/04/22 20:39	1
Silver	0.0060	U	0.0060	0.0017	mg/L		01/04/22 11:41	01/04/22 20:39	1

Method: 7470A - TCLP Mercury - TCLP

Analyte	Result	Qualifier	RL	MDL	Unit	D	Prepared	Analyzed	Dil Fac
Mercury	0.00020	U	0.00020	0.000043	mg/L		01/04/22 12:21	01/04/22 15:16	1

General Chemistry

Analyte	Result	Qualifier	RL	MDL	Unit	D	Prepared	Analyzed	Dil Fac
Cyanide, Reactive	10	U	10	10	mg/Kg		01/03/22 08:30	01/04/22 11:58	1
Sulfide, Reactive	10	U	10	10	mg/Kg		01/03/22 08:30	01/03/22 15:15	1

Analyte	Result	Qualifier	RL	RL	Unit	D	Prepared	Analyzed	Dil Fac
Flashpoint	**>180**		50.0	50.0	Degrees F			01/09/22 08:54	1
pH	**7.8**	**HF**	0.1	0.1	SU			01/03/22 16:00	1
Temperature	**20.7**	**HF**	0.001	0.001	Degrees C			01/03/22 16:00	1

Client Sample ID: PS3

Lab Sample ID: 480-193831-3

Date Collected: 12/28/21 13:24
Matrix: Solid
Date Received: 12/29/21 13:40
Percent Solids: 84.4

Method: 8015D - Gasoline Range Organics (GRO) (GC)

Analyte	Result	Qualifier	RL	MDL	Unit	D	Prepared	Analyzed	Dil Fac
Gasoline Range Organics [C6 - C10]	**1.2**	**J**	1.4	0.37	mg/Kg	☼	01/03/22 07:07	01/03/22 11:20	1

Surrogate	%Recovery	Qualifier	Limits	Prepared	Analyzed	Dil Fac
a,a,a-Trifluorotoluene	71		46 - 156	01/03/22 07:07	01/03/22 11:20	1

Method: 8015D - Diesel Range Organics (DRO) (GC)

Analyte	Result	Qualifier	RL	MDL	Unit	D	Prepared	Analyzed	Dil Fac
Diesel Range Organics [C10-C28]	20	U	20	5.9	mg/Kg	☼	12/30/21 14:28	01/03/22 16:19	1

Surrogate	%Recovery	Qualifier	Limits	Prepared	Analyzed	Dil Fac
o-Terphenyl	79		48 - 125	12/30/21 14:28	01/03/22 16:19	1

Method: 8082A - Polychlorinated Biphenyls (PCBs) by Gas Chromatography

Analyte	Result	Qualifier	RL	MDL	Unit	D	Prepared	Analyzed	Dil Fac
PCB-1016	0.23	U	0.23	0.044	mg/Kg	☼	01/03/22 07:20	01/04/22 00:18	1
PCB-1221	0.23	U	0.23	0.044	mg/Kg	☼	01/03/22 07:20	01/04/22 00:18	1
PCB-1232	0.23	U	0.23	0.044	mg/Kg	☼	01/03/22 07:20	01/04/22 00:18	1
PCB-1242	0.23	U	0.23	0.044	mg/Kg	☼	01/03/22 07:20	01/04/22 00:18	1
PCB-1248	0.23	U	0.23	0.044	mg/Kg	☼	01/03/22 07:20	01/04/22 00:18	1
PCB-1254	0.23	U	0.23	0.11	mg/Kg	☼	01/03/22 07:20	01/04/22 00:18	1

Client Sample ID: PS3

Lab Sample ID: 480-193831-3
Date Collected: 12/28/21 13:24
Matrix: Solid
Date Received: 12/29/21 13:40
Percent Solids: 84.4

Method: 8082A - Polychlorinated Biphenyls (PCBs) by Gas Chromatography (Continued)

Analyte	Result	Qualifier	RL	MDL	Unit	D	Prepared	Analyzed	Dil Fac
PCB-1260	0.23	U	0.23	0.11	mg/Kg	☼	01/03/22 07:20	01/04/22 00:18	1
PCB-1262	0.23	U	0.23	0.11	mg/Kg	☼	01/03/22 07:20	01/04/22 00:18	1
PCB-1268	0.23	U	0.23	0.11	mg/Kg	☼	01/03/22 07:20	01/04/22 00:18	1

Surrogate	*%Recovery*	*Qualifier*	*Limits*	*Prepared*	*Analyzed*	*Dil Fac*
DCB Decachlorobiphenyl	*132*		*65 - 174*	*01/03/22 07:20*	*01/04/22 00:18*	*1*
Tetrachloro-m-xylene	*130*		*60 - 154*	*01/03/22 07:20*	*01/04/22 00:18*	*1*

Client Sample ID: PS4

Lab Sample ID: 480-193831-4
Date Collected: 12/28/21 13:30
Matrix: Solid
Date Received: 12/29/21 13:40

Method: 8260C - TCLP Volatiles - TCLP

Analyte	Result	Qualifier	RL	MDL	Unit	D	Prepared	Analyzed	Dil Fac
1,1-Dichloroethene	0.010	U	0.010	0.0029	mg/L			01/04/22 21:47	10
1,2-Dichloroethane	0.010	U	0.010	0.0021	mg/L			01/04/22 21:47	10
2-Butanone (MEK)	0.050	U	0.050	0.013	mg/L			01/04/22 21:47	10
Benzene	0.010	U	0.010	0.0041	mg/L			01/04/22 21:47	10
Carbon tetrachloride	0.010	U	0.010	0.0027	mg/L			01/04/22 21:47	10
Chlorobenzene	0.010	U	0.010	0.0075	mg/L			01/04/22 21:47	10
Chloroform	0.010	U	0.010	0.0034	mg/L			01/04/22 21:47	10
Tetrachloroethene	0.010	U	0.010	0.0036	mg/L			01/04/22 21:47	10
Trichloroethene	0.010	U	0.010	0.0046	mg/L			01/04/22 21:47	10
Vinyl chloride	0.010	U	0.010	0.0090	mg/L			01/04/22 21:47	10

Surrogate	*%Recovery*	*Qualifier*	*Limits*	*Prepared*	*Analyzed*	*Dil Fac*
1,2-Dichloroethane-d4 (Surr)	*107*		*77 - 120*		*01/04/22 21:47*	*10*
4-Bromofluorobenzene (Surr)	*104*		*73 - 120*		*01/04/22 21:47*	*10*
Dibromofluoromethane (Surr)	*99*		*75 - 123*		*01/04/22 21:47*	*10*
Toluene-d8 (Surr)	*99*		*80 - 120*		*01/04/22 21:47*	*10*

Method: 8270D - Semivolatile Organic Compounds (GC/MS) - TCLP

Analyte	Result	Qualifier	RL	MDL	Unit	D	Prepared	Analyzed	Dil Fac
1,4-Dichlorobenzene	0.040	U	0.040	0.0018	mg/L		01/04/22 15:38	01/05/22 20:24	1
2,4,5-Trichlorophenol	0.020	U	0.020	0.0019	mg/L		01/04/22 15:38	01/05/22 20:24	1
2,4,6-Trichlorophenol	0.020	U	0.020	0.0024	mg/L		01/04/22 15:38	01/05/22 20:24	1
2,4-Dinitrotoluene	0.020	U	0.020	0.0017	mg/L		01/04/22 15:38	01/05/22 20:24	1
2-Methylphenol	0.020	U	0.020	0.0016	mg/L		01/04/22 15:38	01/05/22 20:24	1
3-Methylphenol	0.040	U	0.040	0.0016	mg/L		01/04/22 15:38	01/05/22 20:24	1
4-Methylphenol	0.040	U	0.040	0.0014	mg/L		01/04/22 15:38	01/05/22 20:24	1
Hexachlorobenzene	0.020	U	0.020	0.0020	mg/L		01/04/22 15:38	01/05/22 20:24	1
Hexachlorobutadiene	0.020	U	0.020	0.0027	mg/L		01/04/22 15:38	01/05/22 20:24	1
Hexachloroethane	0.020	U	0.020	0.0023	mg/L		01/04/22 15:38	01/05/22 20:24	1
Nitrobenzene	0.020	U	0.020	0.0011	mg/L		01/04/22 15:38	01/05/22 20:24	1
Pentachlorophenol	0.040	U	0.040	0.0088	mg/L		01/04/22 15:38	01/05/22 20:24	1
Pyridine	0.10	U	0.10	0.0016	mg/L		01/04/22 15:38	01/05/22 20:24	1

Surrogate	*%Recovery*	*Qualifier*	*Limits*	*Prepared*	*Analyzed*	*Dil Fac*
2,4,6-Tribromophenol (Surr)	*97*		*41 - 120*	*01/04/22 15:38*	*01/05/22 20:24*	*1*
2-Fluorobiphenyl (Surr)	*102*		*48 - 120*	*01/04/22 15:38*	*01/05/22 20:24*	*1*
2-Fluorophenol (Surr)	*52*		*35 - 120*	*01/04/22 15:38*	*01/05/22 20:24*	*1*

Client Sample ID: PS4

Date Collected: 12/28/21 13:30
Date Received: 12/29/21 13:40

Lab Sample ID: 480-193831-4

Matrix: Solid

Method: 8270D - Semivolatile Organic Compounds (GC/MS) - TCLP (Continued)

Surrogate	*%Recovery*	*Qualifier*	*Limits*	*Prepared*	*Analyzed*	*Dil Fac*
Nitrobenzene-d5 (Surr)	*99*		*46 - 120*	*01/04/22 15:38*	*01/05/22 20:24*	*1*
Phenol-d5 (Surr)	*36*		*22 - 120*	*01/04/22 15:38*	*01/05/22 20:24*	*1*
p-Terphenyl-d14 (Surr)	*113*		*60 - 148*	*01/04/22 15:38*	*01/05/22 20:24*	*1*

Method: 8081B - Organochlorine Pesticides (GC) - TCLP

Analyte	Result	Qualifier	RL	MDL	Unit	D	Prepared	Analyzed	Dil Fac
gamma-BHC (Lindane)	0.00020	U	0.00020	0.0000060	mg/L		01/04/22 11:16	01/05/22 13:52	1
Chlordane (technical)	0.0020	U	0.0020	0.000029	mg/L		01/04/22 11:16	01/05/22 13:52	1
Endrin	0.00020	U	0.00020	0.000014	mg/L		01/04/22 11:16	01/05/22 13:52	1
Heptachlor	0.00020	U *+	0.00020	0.0000085	mg/L		01/04/22 11:16	01/05/22 13:52	1
Heptachlor epoxide	0.00020	U *+	0.00020	0.0000053	mg/L		01/04/22 11:16	01/05/22 13:52	1
Methoxychlor	0.00020	U *+	0.00020	0.000014	mg/L		01/04/22 11:16	01/05/22 13:52	1
Toxaphene	0.0020	U	0.0020	0.00012	mg/L		01/04/22 11:16	01/05/22 13:52	1

Surrogate	*%Recovery*	*Qualifier*	*Limits*	*Prepared*	*Analyzed*	*Dil Fac*
DCB Decachlorobiphenyl	*85*		*20 - 120*	*01/04/22 11:16*	*01/05/22 13:52*	*1*
Tetrachloro-m-xylene	*87*		*44 - 120*	*01/04/22 11:16*	*01/05/22 13:52*	*1*

Method: 8151 - TCLP Herbicides - TCLP

Analyte	Result	Qualifier	RL	MDL	Unit	D	Prepared	Analyzed	Dil Fac
2,4-D	0.0020	U	0.0020	0.00040	mg/L		01/04/22 11:22	01/05/22 22:15	1
Silvex (2,4,5-TP)	0.0020	U	0.0020	0.00036	mg/L		01/04/22 11:22	01/05/22 22:15	1

Surrogate	*%Recovery*	*Qualifier*	*Limits*	*Prepared*	*Analyzed*	*Dil Fac*
2,4-Dichlorophenylacetic acid	*18*	*S1-*	*48 - 132*	*01/04/22 11:22*	*01/05/22 22:15*	*1*

Method: 6010C - Metals (ICP) - TCLP

Analyte	Result	Qualifier	RL	MDL	Unit	D	Prepared	Analyzed	Dil Fac
Arsenic	0.015	U	0.015	0.0056	mg/L		01/04/22 11:41	01/04/22 20:43	1
Barium	**0.29**	**J**	1.0	0.10	mg/L		01/04/22 11:41	01/04/22 20:43	1
Cadmium	**0.0010**	**J**	0.0020	0.00050	mg/L		01/04/22 11:41	01/04/22 20:43	1
Chromium	0.020	U	0.020	0.010	mg/L		01/04/22 11:41	01/04/22 20:43	1
Lead	0.020	U	0.020	0.0030	mg/L		01/04/22 11:41	01/04/22 20:43	1
Selenium	0.025	U	0.025	0.0087	mg/L		01/04/22 11:41	01/04/22 20:43	1
Silver	0.0060	U	0.0060	0.0017	mg/L		01/04/22 11:41	01/04/22 20:43	1

Method: 7470A - TCLP Mercury - TCLP

Analyte	Result	Qualifier	RL	MDL	Unit	D	Prepared	Analyzed	Dil Fac
Mercury	0.00020	U	0.00020	0.000043	mg/L		01/04/22 12:21	01/04/22 15:17	1

General Chemistry

Analyte	Result	Qualifier	RL	MDL	Unit	D	Prepared	Analyzed	Dil Fac
Cyanide, Reactive	9.8	U	9.8	9.8	mg/Kg		01/03/22 08:30	01/04/22 12:02	1
Sulfide, Reactive	9.8	U	9.8	9.8	mg/Kg		01/03/22 08:30	01/03/22 15:15	1

Analyte	Result	Qualifier	RL	RL	Unit	D	Prepared	Analyzed	Dil Fac
Flashpoint	**>180**		50.0	50.0	Degrees F			01/09/22 08:54	1
pH	**7.9**	**HF**	0.1	0.1	SU			01/03/22 16:00	1
Temperature	**21.0**	**HF**	0.001	0.001	Degrees C			01/03/22 16:00	1

Client Sample Results

Client: Brydges Engineering in Environment & Energy DPC
Project/Site: Pilgrim Village Senior

Job ID: 480-193831-1

Client Sample ID: PS4

Lab Sample ID: 480-193831-4
Date Collected: 12/28/21 13:30
Matrix: Solid
Date Received: 12/29/21 13:40
Percent Solids: 82.6

Method: 8015D - Gasoline Range Organics (GRO) (GC)

Analyte	Result	Qualifier	RL	MDL	Unit	D	Prepared	Analyzed	Dil Fac
Gasoline Range Organics [C6 - C10]	1.2	J	1.4	0.37	mg/Kg	☼	01/03/22 07:07	01/03/22 11:56	1

Surrogate	*%Recovery*	*Qualifier*	*Limits*	*Prepared*	*Analyzed*	*Dil Fac*
a,a,a-Trifluorotoluene	*70*		*46 - 156*	*01/03/22 07:07*	*01/03/22 11:56*	*1*

Method: 8015D - Diesel Range Organics (DRO) (GC)

Analyte	Result	Qualifier	RL	MDL	Unit	D	Prepared	Analyzed	Dil Fac
Diesel Range Organics [C10-C28]	20	U	20	6.0	mg/Kg	☼	12/30/21 14:28	01/03/22 16:55	1

Surrogate	*%Recovery*	*Qualifier*	*Limits*	*Prepared*	*Analyzed*	*Dil Fac*
o-Terphenyl	*83*		*48 - 125*	*12/30/21 14:28*	*01/03/22 16:55*	*1*

Method: 8082A - Polychlorinated Biphenyls (PCBs) by Gas Chromatography

Analyte	Result	Qualifier	RL	MDL	Unit	D	Prepared	Analyzed	Dil Fac
PCB-1016	0.26	U	0.26	0.051	mg/Kg	☼	01/03/22 07:20	01/04/22 00:31	1
PCB-1221	0.26	U	0.26	0.051	mg/Kg	☼	01/03/22 07:20	01/04/22 00:31	1
PCB-1232	0.26	U	0.26	0.051	mg/Kg	☼	01/03/22 07:20	01/04/22 00:31	1
PCB-1242	0.26	U	0.26	0.051	mg/Kg	☼	01/03/22 07:20	01/04/22 00:31	1
PCB-1248	0.26	U	0.26	0.051	mg/Kg	☼	01/03/22 07:20	01/04/22 00:31	1
PCB-1254	0.26	U	0.26	0.12	mg/Kg	☼	01/03/22 07:20	01/04/22 00:31	1
PCB-1260	0.26	U	0.26	0.12	mg/Kg	☼	01/03/22 07:20	01/04/22 00:31	1
PCB-1262	0.26	U	0.26	0.12	mg/Kg	☼	01/03/22 07:20	01/04/22 00:31	1
PCB-1268	0.26	U	0.26	0.12	mg/Kg	☼	01/03/22 07:20	01/04/22 00:31	1

Surrogate	*%Recovery*	*Qualifier*	*Limits*	*Prepared*	*Analyzed*	*Dil Fac*
DCB Decachlorobiphenyl	*127*		*65 - 174*	*01/03/22 07:20*	*01/04/22 00:31*	*1*
Tetrachloro-m-xylene	*125*		*60 - 154*	*01/03/22 07:20*	*01/04/22 00:31*	*1*

Client Sample ID: PS5

Lab Sample ID: 480-193831-5
Date Collected: 12/28/21 13:36
Matrix: Solid
Date Received: 12/29/21 13:40

Method: 8260C - TCLP Volatiles - TCLP

Analyte	Result	Qualifier	RL	MDL	Unit	D	Prepared	Analyzed	Dil Fac
1,1-Dichloroethene	0.010	U	0.010	0.0029	mg/L			01/04/22 22:11	10
1,2-Dichloroethane	0.010	U	0.010	0.0021	mg/L			01/04/22 22:11	10
2-Butanone (MEK)	0.050	U	0.050	0.013	mg/L			01/04/22 22:11	10
Benzene	0.010	U	0.010	0.0041	mg/L			01/04/22 22:11	10
Carbon tetrachloride	0.010	U	0.010	0.0027	mg/L			01/04/22 22:11	10
Chlorobenzene	0.010	U	0.010	0.0075	mg/L			01/04/22 22:11	10
Chloroform	0.010	U	0.010	0.0034	mg/L			01/04/22 22:11	10
Tetrachloroethene	0.010	U	0.010	0.0036	mg/L			01/04/22 22:11	10
Trichloroethene	0.010	U	0.010	0.0046	mg/L			01/04/22 22:11	10
Vinyl chloride	0.010	U	0.010	0.0090	mg/L			01/04/22 22:11	10

Surrogate	*%Recovery*	*Qualifier*	*Limits*	*Prepared*	*Analyzed*	*Dil Fac*
1,2-Dichloroethane-d4 (Surr)	*105*		*77 - 120*		*01/04/22 22:11*	*10*
4-Bromofluorobenzene (Surr)	*105*		*73 - 120*		*01/04/22 22:11*	*10*
Dibromofluoromethane (Surr)	*101*		*75 - 123*		*01/04/22 22:11*	*10*
Toluene-d8 (Surr)	*100*		*80 - 120*		*01/04/22 22:11*	*10*

Client Sample Results

Client: Brydges Engineering in Environment & Energy DPC
Project/Site: Pilgrim Village Senior

Job ID: 480-193831-1

Client Sample ID: PS5

Date Collected: 12/28/21 13:36
Date Received: 12/29/21 13:40

Lab Sample ID: 480-193831-5

Matrix: Solid

Method: 8270D - Semivolatile Organic Compounds (GC/MS) - TCLP

Analyte	Result	Qualifier	RL	MDL	Unit	D	Prepared	Analyzed	Dil Fac
1,4-Dichlorobenzene	0.040	U	0.040	0.0018	mg/L		01/04/22 15:38	01/05/22 20:48	1
2,4,5-Trichlorophenol	0.020	U	0.020	0.0019	mg/L		01/04/22 15:38	01/05/22 20:48	1
2,4,6-Trichlorophenol	0.020	U	0.020	0.0024	mg/L		01/04/22 15:38	01/05/22 20:48	1
2,4-Dinitrotoluene	0.020	U	0.020	0.0017	mg/L		01/04/22 15:38	01/05/22 20:48	1
2-Methylphenol	0.020	U	0.020	0.0016	mg/L		01/04/22 15:38	01/05/22 20:48	1
3-Methylphenol	0.040	U	0.040	0.0016	mg/L		01/04/22 15:38	01/05/22 20:48	1
4-Methylphenol	0.040	U	0.040	0.0014	mg/L		01/04/22 15:38	01/05/22 20:48	1
Hexachlorobenzene	0.020	U	0.020	0.0020	mg/L		01/04/22 15:38	01/05/22 20:48	1
Hexachlorobutadiene	0.020	U	0.020	0.0027	mg/L		01/04/22 15:38	01/05/22 20:48	1
Hexachloroethane	0.020	U	0.020	0.0023	mg/L		01/04/22 15:38	01/05/22 20:48	1
Nitrobenzene	0.020	U	0.020	0.0011	mg/L		01/04/22 15:38	01/05/22 20:48	1
Pentachlorophenol	0.040	U	0.040	0.0088	mg/L		01/04/22 15:38	01/05/22 20:48	1
Pyridine	0.10	U	0.10	0.0016	mg/L		01/04/22 15:38	01/05/22 20:48	1

Surrogate	*%Recovery*	*Qualifier*	*Limits*	*Prepared*	*Analyzed*	*Dil Fac*
2,4,6-Tribromophenol (Surr)	*91*		*41 - 120*	*01/04/22 15:38*	*01/05/22 20:48*	*1*
2-Fluorobiphenyl (Surr)	*93*		*48 - 120*	*01/04/22 15:38*	*01/05/22 20:48*	*1*
2-Fluorophenol (Surr)	*49*		*35 - 120*	*01/04/22 15:38*	*01/05/22 20:48*	*1*
Nitrobenzene-d5 (Surr)	*92*		*46 - 120*	*01/04/22 15:38*	*01/05/22 20:48*	*1*
Phenol-d5 (Surr)	*32*		*22 - 120*	*01/04/22 15:38*	*01/05/22 20:48*	*1*
p-Terphenyl-d14 (Surr)	*100*		*60 - 148*	*01/04/22 15:38*	*01/05/22 20:48*	*1*

Method: 8081B - Organochlorine Pesticides (GC) - TCLP

Analyte	Result	Qualifier	RL	MDL	Unit	D	Prepared	Analyzed	Dil Fac
gamma-BHC (Lindane)	0.00020	U	0.00020	0.0000060	mg/L		01/04/22 11:16	01/05/22 14:11	1
Chlordane (technical)	0.0020	U	0.0020	0.000029	mg/L		01/04/22 11:16	01/05/22 14:11	1
Endrin	0.00020	U	0.00020	0.000014	mg/L		01/04/22 11:16	01/05/22 14:11	1
Heptachlor	0.00020	U *+	0.00020	0.0000085	mg/L		01/04/22 11:16	01/05/22 14:11	1
Heptachlor epoxide	0.00020	U *+	0.00020	0.0000053	mg/L		01/04/22 11:16	01/05/22 14:11	1
Methoxychlor	0.00020	U *+	0.00020	0.000014	mg/L		01/04/22 11:16	01/05/22 14:11	1
Toxaphene	0.0020	U	0.0020	0.00012	mg/L		01/04/22 11:16	01/05/22 14:11	1

Surrogate	*%Recovery*	*Qualifier*	*Limits*	*Prepared*	*Analyzed*	*Dil Fac*
DCB Decachlorobiphenyl	*71*		*20 - 120*	*01/04/22 11:16*	*01/05/22 14:11*	*1*
Tetrachloro-m-xylene	*91*		*44 - 120*	*01/04/22 11:16*	*01/05/22 14:11*	*1*

Method: 8151 - TCLP Herbicides - TCLP

Analyte	Result	Qualifier	RL	MDL	Unit	D	Prepared	Analyzed	Dil Fac
2,4-D	0.0020	U	0.0020	0.00040	mg/L		01/04/22 11:22	01/05/22 22:45	1
Silvex (2,4,5-TP)	0.0020	U	0.0020	0.00036	mg/L		01/04/22 11:22	01/05/22 22:45	1

Surrogate	*%Recovery*	*Qualifier*	*Limits*	*Prepared*	*Analyzed*	*Dil Fac*
2,4-Dichlorophenylacetic acid	*15*	*S1-*	*48 - 132*	*01/04/22 11:22*	*01/05/22 22:45*	*1*

Method: 6010C - Metals (ICP) - TCLP

Analyte	Result	Qualifier	RL	MDL	Unit	D	Prepared	Analyzed	Dil Fac
Arsenic	0.015	U	0.015	0.0056	mg/L		01/04/22 11:41	01/04/22 20:58	1
Barium	**0.59**	**J**	1.0	0.10	mg/L		01/04/22 11:41	01/04/22 20:58	1
Cadmium	**0.00056**	**J**	0.0020	0.00050	mg/L		01/04/22 11:41	01/04/22 20:58	1
Chromium	0.020	U	0.020	0.010	mg/L		01/04/22 11:41	01/04/22 20:58	1
Lead	**0.021**	**B**	0.020	0.0030	mg/L		01/04/22 11:41	01/04/22 20:58	1

Client Sample ID: PS5
Lab Sample ID: 480-193831-5

Date Collected: 12/28/21 13:36
Matrix: Solid
Date Received: 12/29/21 13:40

Method: 6010C - Metals (ICP) - TCLP (Continued)

Analyte	Result	Qualifier	RL	MDL	Unit	D	Prepared	Analyzed	Dil Fac
Selenium	0.025	U	0.025	0.0087	mg/L		01/04/22 11:41	01/04/22 20:58	1
Silver	0.0060	U	0.0060	0.0017	mg/L		01/04/22 11:41	01/04/22 20:58	1

Method: 7470A - TCLP Mercury - TCLP

Analyte	Result	Qualifier	RL	MDL	Unit	D	Prepared	Analyzed	Dil Fac
Mercury	0.00020	U	0.00020	0.000043	mg/L		01/04/22 12:21	01/04/22 15:18	1

General Chemistry

Analyte	Result	Qualifier	RL	MDL	Unit	D	Prepared	Analyzed	Dil Fac
Cyanide, Reactive	9.9	U	9.9	9.9	mg/Kg		01/03/22 08:30	01/04/22 12:04	1
Sulfide, Reactive	9.9	U	9.9	9.9	mg/Kg		01/03/22 08:30	01/03/22 15:15	1

Analyte	Result	Qualifier	RL	RL	Unit	D	Prepared	Analyzed	Dil Fac
Flashpoint	**>176**		50.0	50.0	Degrees F			01/09/22 08:49	1
pH	**7.4**	**HF**	0.1	0.1	SU			01/03/22 16:00	1
Temperature	**20.9**	**HF**	0.001	0.001	Degrees C			01/03/22 16:00	1

Client Sample ID: PS5
Lab Sample ID: 480-193831-5

Date Collected: 12/28/21 13:36
Matrix: Solid
Date Received: 12/29/21 13:40
Percent Solids: 81.9

Method: 8015D - Gasoline Range Organics (GRO) (GC)

Analyte	Result	Qualifier	RL	MDL	Unit	D	Prepared	Analyzed	Dil Fac
Gasoline Range Organics [C6 - C10]	**1.2**	**J**	1.5	0.39	mg/Kg	☼	01/03/22 07:07	01/03/22 12:32	1

Surrogate	*%Recovery*	*Qualifier*	*Limits*	*Prepared*	*Analyzed*	*Dil Fac*
a,a,a-Trifluorotoluene	*84*		*46 - 156*	*01/03/22 07:07*	*01/03/22 12:32*	*1*

Method: 8015D - Diesel Range Organics (DRO) (GC)

Analyte	Result	Qualifier	RL	MDL	Unit	D	Prepared	Analyzed	Dil Fac
Diesel Range Organics [C10-C28]	**7.8**	**J**	20	6.0	mg/Kg	☼	12/30/21 14:28	01/03/22 17:31	1

Surrogate	*%Recovery*	*Qualifier*	*Limits*	*Prepared*	*Analyzed*	*Dil Fac*
o-Terphenyl	*76*		*48 - 125*	*12/30/21 14:28*	*01/03/22 17:31*	*1*

Method: 8082A - Polychlorinated Biphenyls (PCBs) by Gas Chromatography

Analyte	Result	Qualifier	RL	MDL	Unit	D	Prepared	Analyzed	Dil Fac
PCB-1016	0.29	U	0.29	0.056	mg/Kg	☼	01/03/22 07:20	01/04/22 00:44	1
PCB-1221	0.29	U	0.29	0.056	mg/Kg	☼	01/03/22 07:20	01/04/22 00:44	1
PCB-1232	0.29	U	0.29	0.056	mg/Kg	☼	01/03/22 07:20	01/04/22 00:44	1
PCB-1242	0.29	U	0.29	0.056	mg/Kg	☼	01/03/22 07:20	01/04/22 00:44	1
PCB-1248	0.29	U	0.29	0.056	mg/Kg	☼	01/03/22 07:20	01/04/22 00:44	1
PCB-1254	0.29	U	0.29	0.13	mg/Kg	☼	01/03/22 07:20	01/04/22 00:44	1
PCB-1260	0.29	U	0.29	0.13	mg/Kg	☼	01/03/22 07:20	01/04/22 00:44	1
PCB-1262	0.29	U	0.29	0.13	mg/Kg	☼	01/03/22 07:20	01/04/22 00:44	1
PCB-1268	0.29	U	0.29	0.13	mg/Kg	☼	01/03/22 07:20	01/04/22 00:44	1

Surrogate	*%Recovery*	*Qualifier*	*Limits*	*Prepared*	*Analyzed*	*Dil Fac*
DCB Decachlorobiphenyl	*134*		*65 - 174*	*01/03/22 07:20*	*01/04/22 00:44*	*1*
Tetrachloro-m-xylene	*129*		*60 - 154*	*01/03/22 07:20*	*01/04/22 00:44*	*1*

Client Sample Results

Client: Brydges Engineering in Environment & Energy DPC
Project/Site: Pilgrim Village Senior

Job ID: 480-193831-1

Client Sample ID: PS6

Date Collected: 12/28/21 13:42
Date Received: 12/29/21 13:40

Lab Sample ID: 480-193831-6

Matrix: Solid

Method: 8260C - TCLP Volatiles - TCLP

Analyte	Result	Qualifier	RL	MDL	Unit	D	Prepared	Analyzed	Dil Fac
1,1-Dichloroethene	0.010	U	0.010	0.0029	mg/L			01/04/22 22:35	10
1,2-Dichloroethane	0.010	U	0.010	0.0021	mg/L			01/04/22 22:35	10
2-Butanone (MEK)	0.050	U	0.050	0.013	mg/L			01/04/22 22:35	10
Benzene	0.010	U	0.010	0.0041	mg/L			01/04/22 22:35	10
Carbon tetrachloride	0.010	U	0.010	0.0027	mg/L			01/04/22 22:35	10
Chlorobenzene	0.010	U	0.010	0.0075	mg/L			01/04/22 22:35	10
Chloroform	0.010	U	0.010	0.0034	mg/L			01/04/22 22:35	10
Tetrachloroethene	0.010	U	0.010	0.0036	mg/L			01/04/22 22:35	10
Trichloroethene	0.010	U	0.010	0.0046	mg/L			01/04/22 22:35	10
Vinyl chloride	0.010	U	0.010	0.0090	mg/L			01/04/22 22:35	10

Surrogate	*%Recovery*	*Qualifier*	*Limits*	*Prepared*	*Analyzed*	*Dil Fac*
1,2-Dichloroethane-d4 (Surr)	*104*		*77 - 120*		*01/04/22 22:35*	*10*
4-Bromofluorobenzene (Surr)	*103*		*73 - 120*		*01/04/22 22:35*	*10*
Dibromofluoromethane (Surr)	*105*		*75 - 123*		*01/04/22 22:35*	*10*
Toluene-d8 (Surr)	*99*		*80 - 120*		*01/04/22 22:35*	*10*

Method: 8270D - Semivolatile Organic Compounds (GC/MS) - TCLP

Analyte	Result	Qualifier	RL	MDL	Unit	D	Prepared	Analyzed	Dil Fac
1,4-Dichlorobenzene	0.040	U	0.040	0.0018	mg/L		01/04/22 15:38	01/05/22 21:12	1
2,4,5-Trichlorophenol	0.020	U	0.020	0.0019	mg/L		01/04/22 15:38	01/05/22 21:12	1
2,4,6-Trichlorophenol	0.020	U	0.020	0.0024	mg/L		01/04/22 15:38	01/05/22 21:12	1
2,4-Dinitrotoluene	0.020	U	0.020	0.0017	mg/L		01/04/22 15:38	01/05/22 21:12	1
2-Methylphenol	0.020	U	0.020	0.0016	mg/L		01/04/22 15:38	01/05/22 21:12	1
3-Methylphenol	0.040	U	0.040	0.0016	mg/L		01/04/22 15:38	01/05/22 21:12	1
4-Methylphenol	0.040	U	0.040	0.0014	mg/L		01/04/22 15:38	01/05/22 21:12	1
Hexachlorobenzene	0.020	U	0.020	0.0020	mg/L		01/04/22 15:38	01/05/22 21:12	1
Hexachlorobutadiene	0.020	U	0.020	0.0027	mg/L		01/04/22 15:38	01/05/22 21:12	1
Hexachloroethane	0.020	U	0.020	0.0023	mg/L		01/04/22 15:38	01/05/22 21:12	1
Nitrobenzene	0.020	U	0.020	0.0011	mg/L		01/04/22 15:38	01/05/22 21:12	1
Pentachlorophenol	0.040	U	0.040	0.0088	mg/L		01/04/22 15:38	01/05/22 21:12	1
Pyridine	0.10	U	0.10	0.0016	mg/L		01/04/22 15:38	01/05/22 21:12	1

Surrogate	*%Recovery*	*Qualifier*	*Limits*	*Prepared*	*Analyzed*	*Dil Fac*
2,4,6-Tribromophenol (Surr)	*92*		*41 - 120*	*01/04/22 15:38*	*01/05/22 21:12*	*1*
2-Fluorobiphenyl (Surr)	*94*		*48 - 120*	*01/04/22 15:38*	*01/05/22 21:12*	*1*
2-Fluorophenol (Surr)	*51*		*35 - 120*	*01/04/22 15:38*	*01/05/22 21:12*	*1*
Nitrobenzene-d5 (Surr)	*94*		*46 - 120*	*01/04/22 15:38*	*01/05/22 21:12*	*1*
Phenol-d5 (Surr)	*34*		*22 - 120*	*01/04/22 15:38*	*01/05/22 21:12*	*1*
p-Terphenyl-d14 (Surr)	*102*		*60 - 148*	*01/04/22 15:38*	*01/05/22 21:12*	*1*

Method: 8081B - Organochlorine Pesticides (GC) - TCLP

Analyte	Result	Qualifier	RL	MDL	Unit	D	Prepared	Analyzed	Dil Fac
gamma-BHC (Lindane)	0.00020	U	0.00020	0.0000060	mg/L		01/04/22 11:16	01/05/22 14:31	1
Chlordane (technical)	0.0020	U	0.0020	0.000029	mg/L		01/04/22 11:16	01/05/22 14:31	1
Endrin	0.00020	U	0.00020	0.000014	mg/L		01/04/22 11:16	01/05/22 14:31	1
Heptachlor	0.00020	U *+	0.00020	0.0000085	mg/L		01/04/22 11:16	01/05/22 14:31	1
Heptachlor epoxide	0.00020	U *+	0.00020	0.0000053	mg/L		01/04/22 11:16	01/05/22 14:31	1
Methoxychlor	0.00020	U *+	0.00020	0.000014	mg/L		01/04/22 11:16	01/05/22 14:31	1
Toxaphene	0.0020	U	0.0020	0.00012	mg/L		01/04/22 11:16	01/05/22 14:31	1

Client Sample ID: PS6
Lab Sample ID: 480-193831-6

Date Collected: 12/28/21 13:42
Matrix: Solid
Date Received: 12/29/21 13:40

Surrogate	*%Recovery*	*Qualifier*	*Limits*	*Prepared*	*Analyzed*	*Dil Fac*
DCB Decachlorobiphenyl	*87*		*20 - 120*	*01/04/22 11:16*	*01/05/22 14:31*	*1*
Tetrachloro-m-xylene	*96*		*44 - 120*	*01/04/22 11:16*	*01/05/22 14:31*	*1*

Method: 8151 - TCLP Herbicides - TCLP

Analyte	Result	Qualifier	RL	MDL	Unit	D	Prepared	Analyzed	Dil Fac
2,4-D	0.0020	U	0.0020	0.00040	mg/L		01/04/22 11:22	01/05/22 23:14	1
Silvex (2,4,5-TP)	0.0020	U	0.0020	0.00036	mg/L		01/04/22 11:22	01/05/22 23:14	1

Surrogate	*%Recovery*	*Qualifier*	*Limits*	*Prepared*	*Analyzed*	*Dil Fac*
2,4-Dichlorophenylacetic acid	*23*	*S1-*	*48 - 132*	*01/04/22 11:22*	*01/05/22 23:14*	*1*

Method: 6010C - Metals (ICP) - TCLP

Analyte	Result	Qualifier	RL	MDL	Unit	D	Prepared	Analyzed	Dil Fac
Arsenic	0.015	U	0.015	0.0056	mg/L		01/04/22 11:41	01/04/22 21:02	1
Barium	**0.49**	**J**	1.0	0.10	mg/L		01/04/22 11:41	01/04/22 21:02	1
Cadmium	**0.0010**	**J**	0.0020	0.00050	mg/L		01/04/22 11:41	01/04/22 21:02	1
Chromium	0.020	U	0.020	0.010	mg/L		01/04/22 11:41	01/04/22 21:02	1
Lead	**0.030**	**B**	0.020	0.0030	mg/L		01/04/22 11:41	01/04/22 21:02	1
Selenium	0.025	U	0.025	0.0087	mg/L		01/04/22 11:41	01/04/22 21:02	1
Silver	0.0060	U	0.0060	0.0017	mg/L		01/04/22 11:41	01/04/22 21:02	1

Method: 7470A - TCLP Mercury - TCLP

Analyte	Result	Qualifier	RL	MDL	Unit	D	Prepared	Analyzed	Dil Fac
Mercury	0.00020	U	0.00020	0.000043	mg/L		01/04/22 12:21	01/04/22 15:20	1

General Chemistry

Analyte	Result	Qualifier	RL	MDL	Unit	D	Prepared	Analyzed	Dil Fac
Cyanide, Reactive	9.9	U	9.9	9.9	mg/Kg		01/03/22 08:30	01/04/22 12:05	1
Sulfide, Reactive	9.9	U	9.9	9.9	mg/Kg		01/03/22 08:30	01/03/22 15:15	1

Analyte	Result	Qualifier	RL	RL	Unit	D	Prepared	Analyzed	Dil Fac
Flashpoint	**>180**		50.0	50.0	Degrees F			01/09/22 08:54	1
pH	**7.5**	**HF**	0.1	0.1	SU			01/03/22 16:00	1
Temperature	**21.2**	**HF**	0.001	0.001	Degrees C			01/03/22 16:00	1

Client Sample ID: PS6
Lab Sample ID: 480-193831-6

Date Collected: 12/28/21 13:42
Matrix: Solid
Date Received: 12/29/21 13:40
Percent Solids: 80.1

Method: 8015D - Gasoline Range Organics (GRO) (GC)

Analyte	Result	Qualifier	RL	MDL	Unit	D	Prepared	Analyzed	Dil Fac
Gasoline Range Organics [C6 - C10]	**1.2**	**J**	1.4	0.37	mg/Kg	☼	01/03/22 07:07	01/03/22 13:08	1

Surrogate	*%Recovery*	*Qualifier*	*Limits*	*Prepared*	*Analyzed*	*Dil Fac*
a,a,a-Trifluorotoluene	*85*		*46 - 156*	*01/03/22 07:07*	*01/03/22 13:08*	*1*

Method: 8015D - Diesel Range Organics (DRO) (GC)

Analyte	Result	Qualifier	RL	MDL	Unit	D	Prepared	Analyzed	Dil Fac
Diesel Range Organics [C10-C28]	**11**	**J**	22	6.4	mg/Kg	☼	12/30/21 14:28	01/03/22 18:07	1

Surrogate	*%Recovery*	*Qualifier*	*Limits*	*Prepared*	*Analyzed*	*Dil Fac*
o-Terphenyl	*82*		*48 - 125*	*12/30/21 14:28*	*01/03/22 18:07*	*1*

Client Sample ID: PS6

Lab Sample ID: 480-193831-6
Date Collected: 12/28/21 13:42
Matrix: Solid
Date Received: 12/29/21 13:40
Percent Solids: 80.1

Method: 8082A - Polychlorinated Biphenyls (PCBs) by Gas Chromatography

Analyte	Result	Qualifier	RL	MDL	Unit	D	Prepared	Analyzed	Dil Fac
PCB-1016	0.30	U	0.30	0.059	mg/Kg	☼	01/03/22 07:20	01/04/22 00:57	1
PCB-1221	0.30	U	0.30	0.059	mg/Kg	☼	01/03/22 07:20	01/04/22 00:57	1
PCB-1232	0.30	U	0.30	0.059	mg/Kg	☼	01/03/22 07:20	01/04/22 00:57	1
PCB-1242	0.30	U	0.30	0.059	mg/Kg	☼	01/03/22 07:20	01/04/22 00:57	1
PCB-1248	0.30	U	0.30	0.059	mg/Kg	☼	01/03/22 07:20	01/04/22 00:57	1
PCB-1254	0.30	U	0.30	0.14	mg/Kg	☼	01/03/22 07:20	01/04/22 00:57	1
PCB-1260	0.30	U	0.30	0.14	mg/Kg	☼	01/03/22 07:20	01/04/22 00:57	1
PCB-1262	0.30	U	0.30	0.14	mg/Kg	☼	01/03/22 07:20	01/04/22 00:57	1
PCB-1268	0.30	U	0.30	0.14	mg/Kg	☼	01/03/22 07:20	01/04/22 00:57	1

Surrogate	*%Recovery*	*Qualifier*	*Limits*	*Prepared*	*Analyzed*	*Dil Fac*
DCB Decachlorobiphenyl	*136*		*65 - 174*	*01/03/22 07:20*	*01/04/22 00:57*	*1*
Tetrachloro-m-xylene	*125*		*60 - 154*	*01/03/22 07:20*	*01/04/22 00:57*	*1*

Client Sample ID: PS7

Lab Sample ID: 480-193831-7
Date Collected: 12/28/21 13:48
Matrix: Solid
Date Received: 12/29/21 13:40

Method: 8260C - TCLP Volatiles - TCLP

Analyte	Result	Qualifier	RL	MDL	Unit	D	Prepared	Analyzed	Dil Fac
1,1-Dichloroethene	0.010	U	0.010	0.0029	mg/L			01/04/22 22:58	10
1,2-Dichloroethane	0.010	U	0.010	0.0021	mg/L			01/04/22 22:58	10
2-Butanone (MEK)	0.050	U	0.050	0.013	mg/L			01/04/22 22:58	10
Benzene	0.010	U	0.010	0.0041	mg/L			01/04/22 22:58	10
Carbon tetrachloride	0.010	U	0.010	0.0027	mg/L			01/04/22 22:58	10
Chlorobenzene	0.010	U	0.010	0.0075	mg/L			01/04/22 22:58	10
Chloroform	0.010	U	0.010	0.0034	mg/L			01/04/22 22:58	10
Tetrachloroethene	0.010	U	0.010	0.0036	mg/L			01/04/22 22:58	10
Trichloroethene	0.010	U	0.010	0.0046	mg/L			01/04/22 22:58	10
Vinyl chloride	0.010	U	0.010	0.0090	mg/L			01/04/22 22:58	10

Surrogate	*%Recovery*	*Qualifier*	*Limits*	*Prepared*	*Analyzed*	*Dil Fac*
1,2-Dichloroethane-d4 (Surr)	*105*		*77 - 120*		*01/04/22 22:58*	*10*
4-Bromofluorobenzene (Surr)	*103*		*73 - 120*		*01/04/22 22:58*	*10*
Dibromofluoromethane (Surr)	*102*		*75 - 123*		*01/04/22 22:58*	*10*
Toluene-d8 (Surr)	*100*		*80 - 120*		*01/04/22 22:58*	*10*

Method: 8270D - Semivolatile Organic Compounds (GC/MS) - TCLP

Analyte	Result	Qualifier	RL	MDL	Unit	D	Prepared	Analyzed	Dil Fac
1,4-Dichlorobenzene	0.040	U	0.040	0.0018	mg/L		01/04/22 15:38	01/05/22 21:36	1
2,4,5-Trichlorophenol	0.020	U	0.020	0.0019	mg/L		01/04/22 15:38	01/05/22 21:36	1
2,4,6-Trichlorophenol	0.020	U	0.020	0.0024	mg/L		01/04/22 15:38	01/05/22 21:36	1
2,4-Dinitrotoluene	0.020	U	0.020	0.0017	mg/L		01/04/22 15:38	01/05/22 21:36	1
2-Methylphenol	0.020	U	0.020	0.0016	mg/L		01/04/22 15:38	01/05/22 21:36	1
3-Methylphenol	0.040	U	0.040	0.0016	mg/L		01/04/22 15:38	01/05/22 21:36	1
4-Methylphenol	0.040	U	0.040	0.0014	mg/L		01/04/22 15:38	01/05/22 21:36	1
Hexachlorobenzene	0.020	U	0.020	0.0020	mg/L		01/04/22 15:38	01/05/22 21:36	1
Hexachlorobutadiene	0.020	U	0.020	0.0027	mg/L		01/04/22 15:38	01/05/22 21:36	1
Hexachloroethane	0.020	U	0.020	0.0023	mg/L		01/04/22 15:38	01/05/22 21:36	1
Nitrobenzene	0.020	U	0.020	0.0011	mg/L		01/04/22 15:38	01/05/22 21:36	1
Pentachlorophenol	0.040	U	0.040	0.0088	mg/L		01/04/22 15:38	01/05/22 21:36	1

Client Sample ID: PS7

Date Collected: 12/28/21 13:48
Date Received: 12/29/21 13:40

Lab Sample ID: 480-193831-7

Matrix: Solid

Method: 8270D - Semivolatile Organic Compounds (GC/MS) - TCLP (Continued)

Analyte	Result	Qualifier	RL	MDL	Unit	D	Prepared	Analyzed	Dil Fac
Pyridine	0.10	U	0.10	0.0016	mg/L		01/04/22 15:38	01/05/22 21:36	1

Surrogate	*%Recovery*	*Qualifier*	*Limits*	*Prepared*	*Analyzed*	*Dil Fac*
2,4,6-Tribromophenol (Surr)	*82*		*41 - 120*	*01/04/22 15:38*	*01/05/22 21:36*	*1*
2-Fluorobiphenyl (Surr)	*88*		*48 - 120*	*01/04/22 15:38*	*01/05/22 21:36*	*1*
2-Fluorophenol (Surr)	*48*		*35 - 120*	*01/04/22 15:38*	*01/05/22 21:36*	*1*
Nitrobenzene-d5 (Surr)	*86*		*46 - 120*	*01/04/22 15:38*	*01/05/22 21:36*	*1*
Phenol-d5 (Surr)	*33*		*22 - 120*	*01/04/22 15:38*	*01/05/22 21:36*	*1*
p-Terphenyl-d14 (Surr)	*104*		*60 - 148*	*01/04/22 15:38*	*01/05/22 21:36*	*1*

Method: 8081B - Organochlorine Pesticides (GC) - TCLP

Analyte	Result	Qualifier	RL	MDL	Unit	D	Prepared	Analyzed	Dil Fac
gamma-BHC (Lindane)	0.00020	U	0.00020	0.0000060	mg/L		01/04/22 11:16	01/05/22 14:51	1
Chlordane (technical)	0.0020	U	0.0020	0.000029	mg/L		01/04/22 11:16	01/05/22 14:51	1
Endrin	0.00020	U	0.00020	0.000014	mg/L		01/04/22 11:16	01/05/22 14:51	1
Heptachlor	0.00020	U *+	0.00020	0.0000085	mg/L		01/04/22 11:16	01/05/22 14:51	1
Heptachlor epoxide	0.00020	U *+	0.00020	0.0000053	mg/L		01/04/22 11:16	01/05/22 14:51	1
Methoxychlor	0.00020	U *+	0.00020	0.000014	mg/L		01/04/22 11:16	01/05/22 14:51	1
Toxaphene	0.0020	U	0.0020	0.00012	mg/L		01/04/22 11:16	01/05/22 14:51	1

Surrogate	*%Recovery*	*Qualifier*	*Limits*	*Prepared*	*Analyzed*	*Dil Fac*
DCB Decachlorobiphenyl	*81*		*20 - 120*	*01/04/22 11:16*	*01/05/22 14:51*	*1*
Tetrachloro-m-xylene	*89*		*44 - 120*	*01/04/22 11:16*	*01/05/22 14:51*	*1*

Method: 8151 - TCLP Herbicides - TCLP

Analyte	Result	Qualifier	RL	MDL	Unit	D	Prepared	Analyzed	Dil Fac
2,4-D	0.0020	U	0.0020	0.00040	mg/L		01/04/22 11:22	01/05/22 23:44	1
Silvex (2,4,5-TP)	0.0020	U	0.0020	0.00036	mg/L		01/04/22 11:22	01/05/22 23:44	1

Surrogate	*%Recovery*	*Qualifier*	*Limits*	*Prepared*	*Analyzed*	*Dil Fac*
2,4-Dichlorophenylacetic acid	*18*	*S1-*	*48 - 132*	*01/04/22 11:22*	*01/05/22 23:44*	*1*

Method: 6010C - Metals (ICP) - TCLP

Analyte	Result	Qualifier	RL	MDL	Unit	D	Prepared	Analyzed	Dil Fac
Arsenic	0.015	U	0.015	0.0056	mg/L		01/04/22 11:41	01/04/22 21:06	1
Barium	**0.54**	**J**	1.0	0.10	mg/L		01/04/22 11:41	01/04/22 21:06	1
Cadmium	0.0020	U	0.0020	0.00050	mg/L		01/04/22 11:41	01/04/22 21:06	1
Chromium	0.020	U	0.020	0.010	mg/L		01/04/22 11:41	01/04/22 21:06	1
Lead	0.020	U	0.020	0.0030	mg/L		01/04/22 11:41	01/04/22 21:06	1
Selenium	0.025	U	0.025	0.0087	mg/L		01/04/22 11:41	01/04/22 21:06	1
Silver	0.0060	U	0.0060	0.0017	mg/L		01/04/22 11:41	01/04/22 21:06	1

Method: 7470A - TCLP Mercury - TCLP

Analyte	Result	Qualifier	RL	MDL	Unit	D	Prepared	Analyzed	Dil Fac
Mercury	0.00020	U	0.00020	0.000043	mg/L		01/04/22 12:21	01/04/22 15:21	1

General Chemistry

Analyte	Result	Qualifier	RL	MDL	Unit	D	Prepared	Analyzed	Dil Fac
Cyanide, Reactive	9.9	U	9.9	9.9	mg/Kg		01/03/22 08:30	01/04/22 12:07	1
Sulfide, Reactive	9.9	U	9.9	9.9	mg/Kg		01/03/22 08:30	01/03/22 15:15	1

Client Sample ID: PS7
Lab Sample ID: 480-193831-7
Date Collected: 12/28/21 13:48
Matrix: Solid
Date Received: 12/29/21 13:40

Analyte	Result	Qualifier	RL	RL	Unit	D	Prepared	Analyzed	Dil Fac
Flashpoint	>180		50.0	50.0	Degrees F			01/09/22 08:54	1
pH	8.0	HF	0.1	0.1	SU			01/03/22 16:00	1
Temperature	20.9	HF	0.001	0.001	Degrees C			01/03/22 16:00	1

Client Sample ID: PS7
Lab Sample ID: 480-193831-7
Date Collected: 12/28/21 13:48
Matrix: Solid
Date Received: 12/29/21 13:40
Percent Solids: 81.4

Method: 8015D - Gasoline Range Organics (GRO) (GC)

Analyte	Result	Qualifier	RL	MDL	Unit	D	Prepared	Analyzed	Dil Fac
Gasoline Range Organics [C6 - C10]	1.4	U	1.4	0.38	mg/Kg	☼	01/03/22 07:07	01/03/22 15:32	1

Surrogate	*%Recovery*	*Qualifier*	*Limits*	*Prepared*	*Analyzed*	*Dil Fac*
a,a,a-Trifluorotoluene	*94*		*46 - 156*	*01/03/22 07:07*	*01/03/22 15:32*	*1*

Method: 8015D - Diesel Range Organics (DRO) (GC)

Analyte	Result	Qualifier	RL	MDL	Unit	D	Prepared	Analyzed	Dil Fac
Diesel Range Organics [C10-C28]	20	U	20	6.0	mg/Kg	☼	12/30/21 14:28	01/03/22 18:42	1

Surrogate	*%Recovery*	*Qualifier*	*Limits*	*Prepared*	*Analyzed*	*Dil Fac*
o-Terphenyl	*79*		*48 - 125*	*12/30/21 14:28*	*01/03/22 18:42*	*1*

Method: 8082A - Polychlorinated Biphenyls (PCBs) by Gas Chromatography

Analyte	Result	Qualifier	RL	MDL	Unit	D	Prepared	Analyzed	Dil Fac
PCB-1016	0.28	U	0.28	0.055	mg/Kg	☼	01/03/22 09:48	01/04/22 18:55	1
PCB-1221	0.28	U	0.28	0.055	mg/Kg	☼	01/03/22 09:48	01/04/22 18:55	1
PCB-1232	0.28	U	0.28	0.055	mg/Kg	☼	01/03/22 09:48	01/04/22 18:55	1
PCB-1242	0.28	U	0.28	0.055	mg/Kg	☼	01/03/22 09:48	01/04/22 18:55	1
PCB-1248	0.28	U	0.28	0.055	mg/Kg	☼	01/03/22 09:48	01/04/22 18:55	1
PCB-1254	0.28	U	0.28	0.13	mg/Kg	☼	01/03/22 09:48	01/04/22 18:55	1
PCB-1260	0.28	U	0.28	0.13	mg/Kg	☼	01/03/22 09:48	01/04/22 18:55	1
PCB-1262	0.28	U	0.28	0.13	mg/Kg	☼	01/03/22 09:48	01/04/22 18:55	1
PCB-1268	0.28	U	0.28	0.13	mg/Kg	☼	01/03/22 09:48	01/04/22 18:55	1

Surrogate	*%Recovery*	*Qualifier*	*Limits*	*Prepared*	*Analyzed*	*Dil Fac*
DCB Decachlorobiphenyl	*138*		*65 - 174*	*01/03/22 09:48*	*01/04/22 18:55*	*1*
Tetrachloro-m-xylene	*139*		*60 - 154*	*01/03/22 09:48*	*01/04/22 18:55*	*1*

Client Sample ID: PS8
Lab Sample ID: 480-193831-8
Date Collected: 12/28/21 13:54
Matrix: Solid
Date Received: 12/29/21 13:40

Method: 8260C - TCLP Volatiles - TCLP

Analyte	Result	Qualifier	RL	MDL	Unit	D	Prepared	Analyzed	Dil Fac
1,1-Dichloroethene	0.010	U	0.010	0.0029	mg/L			01/04/22 23:22	10
1,2-Dichloroethane	0.010	U	0.010	0.0021	mg/L			01/04/22 23:22	10
2-Butanone (MEK)	0.050	U	0.050	0.013	mg/L			01/04/22 23:22	10
Benzene	0.010	U	0.010	0.0041	mg/L			01/04/22 23:22	10
Carbon tetrachloride	0.010	U	0.010	0.0027	mg/L			01/04/22 23:22	10
Chlorobenzene	0.010	U	0.010	0.0075	mg/L			01/04/22 23:22	10
Chloroform	0.010	U	0.010	0.0034	mg/L			01/04/22 23:22	10
Tetrachloroethene	0.010	U	0.010	0.0036	mg/L			01/04/22 23:22	10
Trichloroethene	0.010	U	0.010	0.0046	mg/L			01/04/22 23:22	10

Client Sample Results

Client: Brydges Engineering in Environment & Energy DPC
Project/Site: Pilgrim Village Senior

Job ID: 480-193831-1

Client Sample ID: PS8

Date Collected: 12/28/21 13:54
Date Received: 12/29/21 13:40

Lab Sample ID: 480-193831-8

Matrix: Solid

Method: 8260C - TCLP Volatiles - TCLP (Continued)

Analyte	Result	Qualifier	RL	MDL	Unit	D	Prepared	Analyzed	Dil Fac
Vinyl chloride	0.010	U	0.010	0.0090	mg/L			01/04/22 23:22	10

Surrogate	*%Recovery*	*Qualifier*	*Limits*	*Prepared*	*Analyzed*	*Dil Fac*
1,2-Dichloroethane-d4 (Surr)	*105*		*77 - 120*		*01/04/22 23:22*	*10*
4-Bromofluorobenzene (Surr)	*102*		*73 - 120*		*01/04/22 23:22*	*10*
Dibromofluoromethane (Surr)	*103*		*75 - 123*		*01/04/22 23:22*	*10*
Toluene-d8 (Surr)	*99*		*80 - 120*		*01/04/22 23:22*	*10*

Method: 8270D - Semivolatile Organic Compounds (GC/MS) - TCLP

Analyte	Result	Qualifier	RL	MDL	Unit	D	Prepared	Analyzed	Dil Fac
1,4-Dichlorobenzene	0.040	U	0.040	0.0018	mg/L		01/04/22 15:38	01/05/22 22:00	1
2,4,5-Trichlorophenol	0.020	U	0.020	0.0019	mg/L		01/04/22 15:38	01/05/22 22:00	1
2,4,6-Trichlorophenol	0.020	U	0.020	0.0024	mg/L		01/04/22 15:38	01/05/22 22:00	1
2,4-Dinitrotoluene	0.020	U	0.020	0.0017	mg/L		01/04/22 15:38	01/05/22 22:00	1
2-Methylphenol	0.020	U	0.020	0.0016	mg/L		01/04/22 15:38	01/05/22 22:00	1
3-Methylphenol	0.040	U	0.040	0.0016	mg/L		01/04/22 15:38	01/05/22 22:00	1
4-Methylphenol	0.040	U	0.040	0.0014	mg/L		01/04/22 15:38	01/05/22 22:00	1
Hexachlorobenzene	0.020	U	0.020	0.0020	mg/L		01/04/22 15:38	01/05/22 22:00	1
Hexachlorobutadiene	0.020	U	0.020	0.0027	mg/L		01/04/22 15:38	01/05/22 22:00	1
Hexachloroethane	0.020	U	0.020	0.0023	mg/L		01/04/22 15:38	01/05/22 22:00	1
Nitrobenzene	0.020	U	0.020	0.0011	mg/L		01/04/22 15:38	01/05/22 22:00	1
Pentachlorophenol	0.040	U	0.040	0.0088	mg/L		01/04/22 15:38	01/05/22 22:00	1
Pyridine	0.10	U	0.10	0.0016	mg/L		01/04/22 15:38	01/05/22 22:00	1

Surrogate	*%Recovery*	*Qualifier*	*Limits*	*Prepared*	*Analyzed*	*Dil Fac*
2,4,6-Tribromophenol (Surr)	*94*		*41 - 120*	*01/04/22 15:38*	*01/05/22 22:00*	*1*
2-Fluorobiphenyl (Surr)	*86*		*48 - 120*	*01/04/22 15:38*	*01/05/22 22:00*	*1*
2-Fluorophenol (Surr)	*47*		*35 - 120*	*01/04/22 15:38*	*01/05/22 22:00*	*1*
Nitrobenzene-d5 (Surr)	*86*		*46 - 120*	*01/04/22 15:38*	*01/05/22 22:00*	*1*
Phenol-d5 (Surr)	*30*		*22 - 120*	*01/04/22 15:38*	*01/05/22 22:00*	*1*
p-Terphenyl-d14 (Surr)	*112*		*60 - 148*	*01/04/22 15:38*	*01/05/22 22:00*	*1*

Method: 8081B - Organochlorine Pesticides (GC) - TCLP

Analyte	Result	Qualifier	RL	MDL	Unit	D	Prepared	Analyzed	Dil Fac
gamma-BHC (Lindane)	0.00020	U	0.00020	0.0000060	mg/L		01/04/22 11:16	01/05/22 15:10	1
Chlordane (technical)	0.0020	U	0.0020	0.000029	mg/L		01/04/22 11:16	01/05/22 15:10	1
Endrin	0.00020	U	0.00020	0.000014	mg/L		01/04/22 11:16	01/05/22 15:10	1
Heptachlor	0.00020	U *+	0.00020	0.0000085	mg/L		01/04/22 11:16	01/05/22 15:10	1
Heptachlor epoxide	0.00020	U *+	0.00020	0.0000053	mg/L		01/04/22 11:16	01/05/22 15:10	1
Methoxychlor	0.00020	U *+	0.00020	0.000014	mg/L		01/04/22 11:16	01/05/22 15:10	1
Toxaphene	0.0020	U	0.0020	0.00012	mg/L		01/04/22 11:16	01/05/22 15:10	1

Surrogate	*%Recovery*	*Qualifier*	*Limits*	*Prepared*	*Analyzed*	*Dil Fac*
DCB Decachlorobiphenyl	*89*		*20 - 120*	*01/04/22 11:16*	*01/05/22 15:10*	*1*
Tetrachloro-m-xylene	*89*		*44 - 120*	*01/04/22 11:16*	*01/05/22 15:10*	*1*

Method: 8151 - TCLP Herbicides - TCLP

Analyte	Result	Qualifier	RL	MDL	Unit	D	Prepared	Analyzed	Dil Fac
2,4-D	0.0020	U	0.0020	0.00040	mg/L		01/04/22 11:22	01/06/22 00:14	1
Silvex (2,4,5-TP)	0.0020	U	0.0020	0.00036	mg/L		01/04/22 11:22	01/06/22 00:14	1

Client Sample ID: PS8

Lab Sample ID: 480-193831-8

Date Collected: 12/28/21 13:54
Matrix: Solid
Date Received: 12/29/21 13:40

Surrogate	%Recovery	Qualifier	Limits	Prepared	Analyzed	Dil Fac
2,4-Dichlorophenylacetic acid	35	S1-	48 - 132	01/04/22 11:22	01/06/22 00:14	1

Method: 6010C - Metals (ICP) - TCLP

Analyte	Result	Qualifier	RL	MDL	Unit	D	Prepared	Analyzed	Dil Fac
Arsenic	0.015	U	0.015	0.0056	mg/L		01/04/22 11:41	01/04/22 21:10	1
Barium	**0.42**	**J**	1.0	0.10	mg/L		01/04/22 11:41	01/04/22 21:10	1
Cadmium	**0.0013**	**J**	0.0020	0.00050	mg/L		01/04/22 11:41	01/04/22 21:10	1
Chromium	0.020	U	0.020	0.010	mg/L		01/04/22 11:41	01/04/22 21:10	1
Lead	0.020	U	0.020	0.0030	mg/L		01/04/22 11:41	01/04/22 21:10	1
Selenium	0.025	U	0.025	0.0087	mg/L		01/04/22 11:41	01/04/22 21:10	1
Silver	0.0060	U	0.0060	0.0017	mg/L		01/04/22 11:41	01/04/22 21:10	1

Method: 7470A - TCLP Mercury - TCLP

Analyte	Result	Qualifier	RL	MDL	Unit	D	Prepared	Analyzed	Dil Fac
Mercury	0.00020	U	0.00020	0.000043	mg/L		01/04/22 12:21	01/04/22 15:22	1

General Chemistry

Analyte	Result	Qualifier	RL	MDL	Unit	D	Prepared	Analyzed	Dil Fac
Cyanide, Reactive	10	U	10	10	mg/Kg		01/03/22 08:30	01/04/22 12:08	1
Sulfide, Reactive	10	U	10	10	mg/Kg		01/03/22 08:30	01/03/22 15:15	1

Analyte	Result	Qualifier	RL	RL	Unit	D	Prepared	Analyzed	Dil Fac
Flashpoint	**>176**		50.0	50.0	Degrees F			01/09/22 08:49	1
pH	**7.6**	**HF**	0.1	0.1	SU			01/03/22 16:00	1
Temperature	**21.3**	**HF**	0.001	0.001	Degrees C			01/03/22 16:00	1

Client Sample ID: PS8

Lab Sample ID: 480-193831-8

Date Collected: 12/28/21 13:54
Matrix: Solid
Date Received: 12/29/21 13:40
Percent Solids: 82.3

Method: 8015D - Gasoline Range Organics (GRO) (GC)

Analyte	Result	Qualifier	RL	MDL	Unit	D	Prepared	Analyzed	Dil Fac
Gasoline Range Organics [C6 - C10]	**1.1**	**J**	1.3	0.36	mg/Kg	☼	01/03/22 07:07	01/03/22 16:08	1

Surrogate	%Recovery	Qualifier	Limits	Prepared	Analyzed	Dil Fac
a,a,a-Trifluorotoluene	98		46 - 156	01/03/22 07:07	01/03/22 16:08	1

Method: 8015D - Diesel Range Organics (DRO) (GC)

Analyte	Result	Qualifier	RL	MDL	Unit	D	Prepared	Analyzed	Dil Fac
Diesel Range Organics [C10-C28]	21	U	21	6.2	mg/Kg	☼	12/30/21 14:28	01/03/22 19:18	1

Surrogate	%Recovery	Qualifier	Limits	Prepared	Analyzed	Dil Fac
o-Terphenyl	72		48 - 125	12/30/21 14:28	01/03/22 19:18	1

Method: 8082A - Polychlorinated Biphenyls (PCBs) by Gas Chromatography

Analyte	Result	Qualifier	RL	MDL	Unit	D	Prepared	Analyzed	Dil Fac
PCB-1016	0.25	U	0.25	0.049	mg/Kg	☼	01/03/22 09:48	01/04/22 19:08	1
PCB-1221	0.25	U	0.25	0.049	mg/Kg	☼	01/03/22 09:48	01/04/22 19:08	1
PCB-1232	0.25	U	0.25	0.049	mg/Kg	☼	01/03/22 09:48	01/04/22 19:08	1
PCB-1242	0.25	U	0.25	0.049	mg/Kg	☼	01/03/22 09:48	01/04/22 19:08	1
PCB-1248	0.25	U	0.25	0.049	mg/Kg	☼	01/03/22 09:48	01/04/22 19:08	1
PCB-1254	0.25	U	0.25	0.12	mg/Kg	☼	01/03/22 09:48	01/04/22 19:08	1

Client Sample ID: PS8

Lab Sample ID: 480-193831-8
Date Collected: 12/28/21 13:54
Matrix: Solid
Date Received: 12/29/21 13:40
Percent Solids: 82.3

Method: 8082A - Polychlorinated Biphenyls (PCBs) by Gas Chromatography (Continued)

Analyte	Result	Qualifier	RL	MDL	Unit	D	Prepared	Analyzed	Dil Fac
PCB-1260	0.25	U	0.25	0.12	mg/Kg	☼	01/03/22 09:48	01/04/22 19:08	1
PCB-1262	0.25	U	0.25	0.12	mg/Kg	☼	01/03/22 09:48	01/04/22 19:08	1
PCB-1268	0.25	U	0.25	0.12	mg/Kg	☼	01/03/22 09:48	01/04/22 19:08	1

Surrogate	*%Recovery*	*Qualifier*	*Limits*	*Prepared*	*Analyzed*	*Dil Fac*
DCB Decachlorobiphenyl	*143*		*65 - 174*	*01/03/22 09:48*	*01/04/22 19:08*	*1*
Tetrachloro-m-xylene	*138*		*60 - 154*	*01/03/22 09:48*	*01/04/22 19:08*	*1*

Client Sample ID: PS9

Lab Sample ID: 480-193831-9
Date Collected: 12/28/21 14:00
Matrix: Solid
Date Received: 12/29/21 13:40

Method: 8260C - TCLP Volatiles - TCLP

Analyte	Result	Qualifier	RL	MDL	Unit	D	Prepared	Analyzed	Dil Fac
1,1-Dichloroethene	0.010	U	0.010	0.0029	mg/L			01/04/22 23:45	10
1,2-Dichloroethane	0.010	U	0.010	0.0021	mg/L			01/04/22 23:45	10
2-Butanone (MEK)	0.050	U	0.050	0.013	mg/L			01/04/22 23:45	10
Benzene	0.010	U	0.010	0.0041	mg/L			01/04/22 23:45	10
Carbon tetrachloride	0.010	U	0.010	0.0027	mg/L			01/04/22 23:45	10
Chlorobenzene	0.010	U	0.010	0.0075	mg/L			01/04/22 23:45	10
Chloroform	0.010	U	0.010	0.0034	mg/L			01/04/22 23:45	10
Tetrachloroethene	0.010	U	0.010	0.0036	mg/L			01/04/22 23:45	10
Trichloroethene	0.010	U	0.010	0.0046	mg/L			01/04/22 23:45	10
Vinyl chloride	0.010	U	0.010	0.0090	mg/L			01/04/22 23:45	10

Surrogate	*%Recovery*	*Qualifier*	*Limits*	*Prepared*	*Analyzed*	*Dil Fac*
1,2-Dichloroethane-d4 (Surr)	*106*		*77 - 120*		*01/04/22 23:45*	*10*
4-Bromofluorobenzene (Surr)	*104*		*73 - 120*		*01/04/22 23:45*	*10*
Dibromofluoromethane (Surr)	*104*		*75 - 123*		*01/04/22 23:45*	*10*
Toluene-d8 (Surr)	*100*		*80 - 120*		*01/04/22 23:45*	*10*

Method: 8270D - Semivolatile Organic Compounds (GC/MS) - TCLP

Analyte	Result	Qualifier	RL	MDL	Unit	D	Prepared	Analyzed	Dil Fac
1,4-Dichlorobenzene	0.040	U	0.040	0.0018	mg/L		01/04/22 15:38	01/05/22 22:23	1
2,4,5-Trichlorophenol	0.020	U	0.020	0.0019	mg/L		01/04/22 15:38	01/05/22 22:23	1
2,4,6-Trichlorophenol	0.020	U	0.020	0.0024	mg/L		01/04/22 15:38	01/05/22 22:23	1
2,4-Dinitrotoluene	0.020	U	0.020	0.0017	mg/L		01/04/22 15:38	01/05/22 22:23	1
2-Methylphenol	0.020	U	0.020	0.0016	mg/L		01/04/22 15:38	01/05/22 22:23	1
3-Methylphenol	0.040	U	0.040	0.0016	mg/L		01/04/22 15:38	01/05/22 22:23	1
4-Methylphenol	0.040	U	0.040	0.0014	mg/L		01/04/22 15:38	01/05/22 22:23	1
Hexachlorobenzene	0.020	U	0.020	0.0020	mg/L		01/04/22 15:38	01/05/22 22:23	1
Hexachlorobutadiene	0.020	U	0.020	0.0027	mg/L		01/04/22 15:38	01/05/22 22:23	1
Hexachloroethane	0.020	U	0.020	0.0023	mg/L		01/04/22 15:38	01/05/22 22:23	1
Nitrobenzene	0.020	U	0.020	0.0011	mg/L		01/04/22 15:38	01/05/22 22:23	1
Pentachlorophenol	0.040	U	0.040	0.0088	mg/L		01/04/22 15:38	01/05/22 22:23	1
Pyridine	0.10	U	0.10	0.0016	mg/L		01/04/22 15:38	01/05/22 22:23	1

Surrogate	*%Recovery*	*Qualifier*	*Limits*	*Prepared*	*Analyzed*	*Dil Fac*
2,4,6-Tribromophenol (Surr)	*90*		*41 - 120*	*01/04/22 15:38*	*01/05/22 22:23*	*1*
2-Fluorobiphenyl (Surr)	*91*		*48 - 120*	*01/04/22 15:38*	*01/05/22 22:23*	*1*
2-Fluorophenol (Surr)	*46*		*35 - 120*	*01/04/22 15:38*	*01/05/22 22:23*	*1*

Client Sample ID: PS9
Lab Sample ID: 480-193831-9

Date Collected: 12/28/21 14:00
Matrix: Solid
Date Received: 12/29/21 13:40

Method: 8270D - Semivolatile Organic Compounds (GC/MS) - TCLP (Continued)

Surrogate	%Recovery	Qualifier	Limits	Prepared	Analyzed	Dil Fac
Nitrobenzene-d5 (Surr)	87		46 - 120	01/04/22 15:38	01/05/22 22:23	1
Phenol-d5 (Surr)	30		22 - 120	01/04/22 15:38	01/05/22 22:23	1
p-Terphenyl-d14 (Surr)	98		60 - 148	01/04/22 15:38	01/05/22 22:23	1

Method: 8081B - Organochlorine Pesticides (GC) - TCLP

Analyte	Result	Qualifier	RL	MDL	Unit	D	Prepared	Analyzed	Dil Fac
gamma-BHC (Lindane)	0.00020	U	0.00020	0.0000060	mg/L		01/04/22 11:16	01/05/22 15:30	1
Chlordane (technical)	0.0020	U	0.0020	0.000029	mg/L		01/04/22 11:16	01/05/22 15:30	1
Endrin	0.00020	U	0.00020	0.000014	mg/L		01/04/22 11:16	01/05/22 15:30	1
Heptachlor	0.00020	U *+	0.00020	0.0000085	mg/L		01/04/22 11:16	01/05/22 15:30	1
Heptachlor epoxide	0.00020	U *+	0.00020	0.0000053	mg/L		01/04/22 11:16	01/05/22 15:30	1
Methoxychlor	0.00020	U *+	0.00020	0.000014	mg/L		01/04/22 11:16	01/05/22 15:30	1
Toxaphene	0.0020	U	0.0020	0.00012	mg/L		01/04/22 11:16	01/05/22 15:30	1

Surrogate	%Recovery	Qualifier	Limits	Prepared	Analyzed	Dil Fac
DCB Decachlorobiphenyl	80		20 - 120	01/04/22 11:16	01/05/22 15:30	1
Tetrachloro-m-xylene	90		44 - 120	01/04/22 11:16	01/05/22 15:30	1

Method: 8151 - TCLP Herbicides - TCLP

Analyte	Result	Qualifier	RL	MDL	Unit	D	Prepared	Analyzed	Dil Fac
2,4-D	0.0020	U	0.0020	0.00040	mg/L		01/04/22 11:22	01/06/22 00:43	1
Silvex (2,4,5-TP)	0.0020	U	0.0020	0.00036	mg/L		01/04/22 11:22	01/06/22 00:43	1

Surrogate	%Recovery	Qualifier	Limits	Prepared	Analyzed	Dil Fac
2,4-Dichlorophenylacetic acid	25	S1-	48 - 132	01/04/22 11:22	01/06/22 00:43	1

Method: 6010C - Metals (ICP) - TCLP

Analyte	Result	Qualifier	RL	MDL	Unit	D	Prepared	Analyzed	Dil Fac
Arsenic	0.015	U	0.015	0.0056	mg/L		01/04/22 11:41	01/04/22 21:14	1
Barium	**0.54**	**J**	1.0	0.10	mg/L		01/04/22 11:41	01/04/22 21:14	1
Cadmium	**0.0018**	**J**	0.0020	0.00050	mg/L		01/04/22 11:41	01/04/22 21:14	1
Chromium	0.020	U	0.020	0.010	mg/L		01/04/22 11:41	01/04/22 21:14	1
Lead	**0.015**	**J B**	0.020	0.0030	mg/L		01/04/22 11:41	01/04/22 21:14	1
Selenium	0.025	U	0.025	0.0087	mg/L		01/04/22 11:41	01/04/22 21:14	1
Silver	0.0060	U	0.0060	0.0017	mg/L		01/04/22 11:41	01/04/22 21:14	1

Method: 7470A - TCLP Mercury - TCLP

Analyte	Result	Qualifier	RL	MDL	Unit	D	Prepared	Analyzed	Dil Fac
Mercury	0.00020	U	0.00020	0.000043	mg/L		01/04/22 12:21	01/04/22 15:24	1

General Chemistry

Analyte	Result	Qualifier	RL	MDL	Unit	D	Prepared	Analyzed	Dil Fac
Cyanide, Reactive	9.9	U	9.9	9.9	mg/Kg		01/03/22 08:30	01/04/22 12:09	1
Sulfide, Reactive	9.9	U	9.9	9.9	mg/Kg		01/03/22 08:30	01/03/22 15:15	1

Analyte	Result	Qualifier	RL	RL	Unit	D	Prepared	Analyzed	Dil Fac
Flashpoint	**>180**		50.0	50.0	Degrees F			01/09/22 08:54	1
pH	**7.5**	**HF**	0.1	0.1	SU			01/03/22 16:00	1
Temperature	**21.1**	**HF**	0.001	0.001	Degrees C			01/03/22 16:00	1

Client Sample ID: PS9

Lab Sample ID: 480-193831-9
Date Collected: 12/28/21 14:00
Matrix: Solid
Date Received: 12/29/21 13:40
Percent Solids: 80.5

Method: 8015D - Gasoline Range Organics (GRO) (GC)

Analyte	Result	Qualifier	RL	MDL	Unit	D	Prepared	Analyzed	Dil Fac
Gasoline Range Organics [C6 - C10]	1.3	J	1.5	0.40	mg/Kg	☼	01/03/22 07:07	01/03/22 16:44	1

Surrogate	*%Recovery*	*Qualifier*	*Limits*	*Prepared*	*Analyzed*	*Dil Fac*
a,a,a-Trifluorotoluene	*97*		*46 - 156*	*01/03/22 07:07*	*01/03/22 16:44*	*1*

Method: 8015D - Diesel Range Organics (DRO) (GC)

Analyte	Result	Qualifier	RL	MDL	Unit	D	Prepared	Analyzed	Dil Fac
Diesel Range Organics [C10-C28]	20	U	20	6.1	mg/Kg	☼	12/30/21 14:28	01/03/22 19:54	1

Surrogate	*%Recovery*	*Qualifier*	*Limits*	*Prepared*	*Analyzed*	*Dil Fac*
o-Terphenyl	*76*		*48 - 125*	*12/30/21 14:28*	*01/03/22 19:54*	*1*

Method: 8082A - Polychlorinated Biphenyls (PCBs) by Gas Chromatography

Analyte	Result	Qualifier	RL	MDL	Unit	D	Prepared	Analyzed	Dil Fac
PCB-1016	0.27	U	0.27	0.053	mg/Kg	☼	01/03/22 09:48	01/04/22 19:21	1
PCB-1221	0.27	U	0.27	0.053	mg/Kg	☼	01/03/22 09:48	01/04/22 19:21	1
PCB-1232	0.27	U	0.27	0.053	mg/Kg	☼	01/03/22 09:48	01/04/22 19:21	1
PCB-1242	0.27	U	0.27	0.053	mg/Kg	☼	01/03/22 09:48	01/04/22 19:21	1
PCB-1248	0.27	U	0.27	0.053	mg/Kg	☼	01/03/22 09:48	01/04/22 19:21	1
PCB-1254	0.27	U	0.27	0.13	mg/Kg	☼	01/03/22 09:48	01/04/22 19:21	1
PCB-1260	0.27	U	0.27	0.13	mg/Kg	☼	01/03/22 09:48	01/04/22 19:21	1
PCB-1262	0.27	U	0.27	0.13	mg/Kg	☼	01/03/22 09:48	01/04/22 19:21	1
PCB-1268	0.27	U	0.27	0.13	mg/Kg	☼	01/03/22 09:48	01/04/22 19:21	1

Surrogate	*%Recovery*	*Qualifier*	*Limits*	*Prepared*	*Analyzed*	*Dil Fac*
DCB Decachlorobiphenyl	*146*		*65 - 174*	*01/03/22 09:48*	*01/04/22 19:21*	*1*
Tetrachloro-m-xylene	*136*		*60 - 154*	*01/03/22 09:48*	*01/04/22 19:21*	*1*

Client Sample ID: PS10

Lab Sample ID: 480-193831-10
Date Collected: 12/28/21 14:06
Matrix: Solid
Date Received: 12/29/21 13:40

Method: 8260C - TCLP Volatiles - TCLP

Analyte	Result	Qualifier	RL	MDL	Unit	D	Prepared	Analyzed	Dil Fac
1,1-Dichloroethene	0.010	U	0.010	0.0029	mg/L			01/05/22 00:08	10
1,2-Dichloroethane	0.010	U	0.010	0.0021	mg/L			01/05/22 00:08	10
2-Butanone (MEK)	0.050	U	0.050	0.013	mg/L			01/05/22 00:08	10
Benzene	0.010	U	0.010	0.0041	mg/L			01/05/22 00:08	10
Carbon tetrachloride	0.010	U	0.010	0.0027	mg/L			01/05/22 00:08	10
Chlorobenzene	0.010	U	0.010	0.0075	mg/L			01/05/22 00:08	10
Chloroform	0.010	U	0.010	0.0034	mg/L			01/05/22 00:08	10
Tetrachloroethene	0.010	U	0.010	0.0036	mg/L			01/05/22 00:08	10
Trichloroethene	0.010	U	0.010	0.0046	mg/L			01/05/22 00:08	10
Vinyl chloride	0.010	U	0.010	0.0090	mg/L			01/05/22 00:08	10

Surrogate	*%Recovery*	*Qualifier*	*Limits*	*Prepared*	*Analyzed*	*Dil Fac*
1,2-Dichloroethane-d4 (Surr)	*105*		*77 - 120*		*01/05/22 00:08*	*10*
4-Bromofluorobenzene (Surr)	*101*		*73 - 120*		*01/05/22 00:08*	*10*
Dibromofluoromethane (Surr)	*103*		*75 - 123*		*01/05/22 00:08*	*10*
Toluene-d8 (Surr)	*98*		*80 - 120*		*01/05/22 00:08*	*10*

Client Sample Results

Client: Brydges Engineering in Environment & Energy DPC
Project/Site: Pilgrim Village Senior

Job ID: 480-193831-1

Client Sample ID: PS10

Date Collected: 12/28/21 14:06
Date Received: 12/29/21 13:40

Lab Sample ID: 480-193831-10

Matrix: Solid

Method: 8270D - Semivolatile Organic Compounds (GC/MS) - TCLP

Analyte	Result	Qualifier	RL	MDL	Unit	D	Prepared	Analyzed	Dil Fac
1,4-Dichlorobenzene	0.040	U	0.040	0.0018	mg/L		01/04/22 15:38	01/05/22 22:47	1
2,4,5-Trichlorophenol	0.020	U	0.020	0.0019	mg/L		01/04/22 15:38	01/05/22 22:47	1
2,4,6-Trichlorophenol	0.020	U	0.020	0.0024	mg/L		01/04/22 15:38	01/05/22 22:47	1
2,4-Dinitrotoluene	0.020	U	0.020	0.0017	mg/L		01/04/22 15:38	01/05/22 22:47	1
2-Methylphenol	0.020	U	0.020	0.0016	mg/L		01/04/22 15:38	01/05/22 22:47	1
3-Methylphenol	0.040	U	0.040	0.0016	mg/L		01/04/22 15:38	01/05/22 22:47	1
4-Methylphenol	0.040	U	0.040	0.0014	mg/L		01/04/22 15:38	01/05/22 22:47	1
Hexachlorobenzene	0.020	U	0.020	0.0020	mg/L		01/04/22 15:38	01/05/22 22:47	1
Hexachlorobutadiene	0.020	U	0.020	0.0027	mg/L		01/04/22 15:38	01/05/22 22:47	1
Hexachloroethane	0.020	U	0.020	0.0023	mg/L		01/04/22 15:38	01/05/22 22:47	1
Nitrobenzene	0.020	U	0.020	0.0011	mg/L		01/04/22 15:38	01/05/22 22:47	1
Pentachlorophenol	0.040	U	0.040	0.0088	mg/L		01/04/22 15:38	01/05/22 22:47	1
Pyridine	0.10	U	0.10	0.0016	mg/L		01/04/22 15:38	01/05/22 22:47	1

Surrogate	*%Recovery*	*Qualifier*	*Limits*	*Prepared*	*Analyzed*	*Dil Fac*
2,4,6-Tribromophenol (Surr)	*80*		*41 - 120*	*01/04/22 15:38*	*01/05/22 22:47*	*1*
2-Fluorobiphenyl (Surr)	*74*		*48 - 120*	*01/04/22 15:38*	*01/05/22 22:47*	*1*
2-Fluorophenol (Surr)	*38*		*35 - 120*	*01/04/22 15:38*	*01/05/22 22:47*	*1*
Nitrobenzene-d5 (Surr)	*72*		*46 - 120*	*01/04/22 15:38*	*01/05/22 22:47*	*1*
Phenol-d5 (Surr)	*27*		*22 - 120*	*01/04/22 15:38*	*01/05/22 22:47*	*1*
p-Terphenyl-d14 (Surr)	*94*		*60 - 148*	*01/04/22 15:38*	*01/05/22 22:47*	*1*

Method: 8081B - Organochlorine Pesticides (GC) - TCLP

Analyte	Result	Qualifier	RL	MDL	Unit	D	Prepared	Analyzed	Dil Fac
gamma-BHC (Lindane)	0.00020	U	0.00020	0.0000060	mg/L		01/04/22 11:16	01/06/22 09:18	1
Chlordane (technical)	0.0020	U	0.0020	0.000029	mg/L		01/04/22 11:16	01/06/22 09:18	1
Endrin	0.00020	U	0.00020	0.000014	mg/L		01/04/22 11:16	01/06/22 09:18	1
Heptachlor	0.00020	U *+	0.00020	0.0000085	mg/L		01/04/22 11:16	01/06/22 09:18	1
Heptachlor epoxide	0.00020	U *+	0.00020	0.0000053	mg/L		01/04/22 11:16	01/06/22 09:18	1
Methoxychlor	0.00020	U *+	0.00020	0.000014	mg/L		01/04/22 11:16	01/06/22 09:18	1
Toxaphene	0.0020	U	0.0020	0.00012	mg/L		01/04/22 11:16	01/06/22 09:18	1

Surrogate	*%Recovery*	*Qualifier*	*Limits*	*Prepared*	*Analyzed*	*Dil Fac*
DCB Decachlorobiphenyl	*74*		*20 - 120*	*01/04/22 11:16*	*01/06/22 09:18*	*1*
Tetrachloro-m-xylene	*82*		*44 - 120*	*01/04/22 11:16*	*01/06/22 09:18*	*1*

Method: 8151 - TCLP Herbicides - TCLP

Analyte	Result	Qualifier	RL	MDL	Unit	D	Prepared	Analyzed	Dil Fac
2,4-D	0.0020	U	0.0020	0.00040	mg/L		01/04/22 11:22	01/06/22 01:13	1
Silvex (2,4,5-TP)	0.0020	U	0.0020	0.00036	mg/L		01/04/22 11:22	01/06/22 01:13	1

Surrogate	*%Recovery*	*Qualifier*	*Limits*	*Prepared*	*Analyzed*	*Dil Fac*
2,4-Dichlorophenylacetic acid	*22*	*S1-*	*48 - 132*	*01/04/22 11:22*	*01/06/22 01:13*	*1*

Method: 6010C - Metals (ICP) - TCLP

Analyte	Result	Qualifier	RL	MDL	Unit	D	Prepared	Analyzed	Dil Fac
Arsenic	**0.0061**	**J**	0.015	0.0056	mg/L		01/04/22 11:41	01/04/22 21:18	1
Barium	**0.46**	**J**	1.0	0.10	mg/L		01/04/22 11:41	01/04/22 21:18	1
Cadmium	**0.0017**	**J**	0.0020	0.00050	mg/L		01/04/22 11:41	01/04/22 21:18	1
Chromium	0.020	U	0.020	0.010	mg/L		01/04/22 11:41	01/04/22 21:18	1
Lead	**0.022**	**B**	0.020	0.0030	mg/L		01/04/22 11:41	01/04/22 21:18	1

Client Sample ID: PS10

Lab Sample ID: 480-193831-10

Date Collected: 12/28/21 14:06
Matrix: Solid
Date Received: 12/29/21 13:40

Method: 6010C - Metals (ICP) - TCLP (Continued)

Analyte	Result	Qualifier	RL	MDL	Unit	D	Prepared	Analyzed	Dil Fac
Selenium	0.025	U	0.025	0.0087	mg/L		01/04/22 11:41	01/04/22 21:18	1
Silver	0.0060	U	0.0060	0.0017	mg/L		01/04/22 11:41	01/04/22 21:18	1

Method: 7470A - TCLP Mercury - TCLP

Analyte	Result	Qualifier	RL	MDL	Unit	D	Prepared	Analyzed	Dil Fac
Mercury	0.00020	U	0.00020	0.000043	mg/L		01/04/22 12:21	01/04/22 15:25	1

General Chemistry

Analyte	Result	Qualifier	RL	MDL	Unit	D	Prepared	Analyzed	Dil Fac
Cyanide, Reactive	9.7	U	9.7	9.7	mg/Kg		01/03/22 08:30	01/04/22 12:11	1
Sulfide, Reactive	9.7	U	9.7	9.7	mg/Kg		01/03/22 08:30	01/03/22 15:15	1

Analyte	Result	Qualifier	RL	RL	Unit	D	Prepared	Analyzed	Dil Fac
Flashpoint	**>176**		50.0	50.0	Degrees F			01/09/22 08:49	1
pH	**7.4**	**HF**	0.1	0.1	SU			01/04/22 11:00	1
Temperature	**19.8**	**HF**	0.001	0.001	Degrees C			01/04/22 11:00	1

Client Sample ID: PS10

Lab Sample ID: 480-193831-10

Date Collected: 12/28/21 14:06
Matrix: Solid
Date Received: 12/29/21 13:40
Percent Solids: 80.5

Method: 8015D - Gasoline Range Organics (GRO) (GC)

Analyte	Result	Qualifier	RL	MDL	Unit	D	Prepared	Analyzed	Dil Fac
Gasoline Range Organics [C6 - C10]	**1.2**	**J**	1.4	0.38	mg/Kg	☼	01/03/22 07:07	01/03/22 17:20	1

Surrogate	*%Recovery*	*Qualifier*	*Limits*	*Prepared*	*Analyzed*	*Dil Fac*
a,a,a-Trifluorotoluene	*93*		*46 - 156*	*01/03/22 07:07*	*01/03/22 17:20*	*1*

Method: 8015D - Diesel Range Organics (DRO) (GC)

Analyte	Result	Qualifier	RL	MDL	Unit	D	Prepared	Analyzed	Dil Fac
Diesel Range Organics [C10-C28]	20	U	20	6.1	mg/Kg	☼	12/30/21 14:28	01/03/22 20:29	1

Surrogate	*%Recovery*	*Qualifier*	*Limits*	*Prepared*	*Analyzed*	*Dil Fac*
o-Terphenyl	*85*		*48 - 125*	*12/30/21 14:28*	*01/03/22 20:29*	*1*

Method: 8082A - Polychlorinated Biphenyls (PCBs) by Gas Chromatography

Analyte	Result	Qualifier	RL	MDL	Unit	D	Prepared	Analyzed	Dil Fac
PCB-1016	0.30	U	0.30	0.058	mg/Kg	☼	01/03/22 09:48	01/04/22 16:09	1
PCB-1221	0.30	U	0.30	0.058	mg/Kg	☼	01/03/22 09:48	01/04/22 16:09	1
PCB-1232	0.30	U	0.30	0.058	mg/Kg	☼	01/03/22 09:48	01/04/22 16:09	1
PCB-1242	0.30	U	0.30	0.058	mg/Kg	☼	01/03/22 09:48	01/04/22 16:09	1
PCB-1248	0.30	U	0.30	0.058	mg/Kg	☼	01/03/22 09:48	01/04/22 16:09	1
PCB-1254	0.30	U	0.30	0.14	mg/Kg	☼	01/03/22 09:48	01/04/22 16:09	1
PCB-1260	0.30	U	0.30	0.14	mg/Kg	☼	01/03/22 09:48	01/04/22 16:09	1
PCB-1262	0.30	U	0.30	0.14	mg/Kg	☼	01/03/22 09:48	01/04/22 16:09	1
PCB-1268	0.30	U	0.30	0.14	mg/Kg	☼	01/03/22 09:48	01/04/22 16:09	1

Surrogate	*%Recovery*	*Qualifier*	*Limits*	*Prepared*	*Analyzed*	*Dil Fac*
DCB Decachlorobiphenyl	*114*		*65 - 174*	*01/03/22 09:48*	*01/04/22 16:09*	*1*
Tetrachloro-m-xylene	*129*		*60 - 154*	*01/03/22 09:48*	*01/04/22 16:09*	*1*

Client Sample Results

Client: Brydges Engineering in Environment & Energy DPC
Project/Site: Pilgrim Village Senior

Job ID: 480-193831-1

Client Sample ID: PS11

Date Collected: 12/28/21 14:12
Date Received: 12/29/21 13:40

Lab Sample ID: 480-193831-11

Matrix: Solid

Method: 8260C - TCLP Volatiles - TCLP

Analyte	Result	Qualifier	RL	MDL	Unit	D	Prepared	Analyzed	Dil Fac
1,1-Dichloroethene	0.010	U	0.010	0.0029	mg/L			01/05/22 00:31	10
1,2-Dichloroethane	0.010	U	0.010	0.0021	mg/L			01/05/22 00:31	10
2-Butanone (MEK)	0.050	U	0.050	0.013	mg/L			01/05/22 00:31	10
Benzene	0.010	U	0.010	0.0041	mg/L			01/05/22 00:31	10
Carbon tetrachloride	0.010	U	0.010	0.0027	mg/L			01/05/22 00:31	10
Chlorobenzene	0.010	U	0.010	0.0075	mg/L			01/05/22 00:31	10
Chloroform	0.010	U	0.010	0.0034	mg/L			01/05/22 00:31	10
Tetrachloroethene	0.010	U	0.010	0.0036	mg/L			01/05/22 00:31	10
Trichloroethene	0.010	U	0.010	0.0046	mg/L			01/05/22 00:31	10
Vinyl chloride	0.010	U	0.010	0.0090	mg/L			01/05/22 00:31	10

Surrogate	*%Recovery*	*Qualifier*	*Limits*	*Prepared*	*Analyzed*	*Dil Fac*
1,2-Dichloroethane-d4 (Surr)	*104*		*77 - 120*		*01/05/22 00:31*	*10*
4-Bromofluorobenzene (Surr)	*104*		*73 - 120*		*01/05/22 00:31*	*10*
Dibromofluoromethane (Surr)	*106*		*75 - 123*		*01/05/22 00:31*	*10*
Toluene-d8 (Surr)	*99*		*80 - 120*		*01/05/22 00:31*	*10*

Method: 8270D - Semivolatile Organic Compounds (GC/MS) - TCLP

Analyte	Result	Qualifier	RL	MDL	Unit	D	Prepared	Analyzed	Dil Fac
1,4-Dichlorobenzene	0.040	U	0.040	0.0018	mg/L		01/04/22 15:38	01/05/22 23:11	1
2,4,5-Trichlorophenol	0.020	U	0.020	0.0019	mg/L		01/04/22 15:38	01/05/22 23:11	1
2,4,6-Trichlorophenol	0.020	U	0.020	0.0024	mg/L		01/04/22 15:38	01/05/22 23:11	1
2,4-Dinitrotoluene	0.020	U	0.020	0.0017	mg/L		01/04/22 15:38	01/05/22 23:11	1
2-Methylphenol	0.020	U	0.020	0.0016	mg/L		01/04/22 15:38	01/05/22 23:11	1
3-Methylphenol	0.040	U	0.040	0.0016	mg/L		01/04/22 15:38	01/05/22 23:11	1
4-Methylphenol	0.040	U	0.040	0.0014	mg/L		01/04/22 15:38	01/05/22 23:11	1
Hexachlorobenzene	0.020	U	0.020	0.0020	mg/L		01/04/22 15:38	01/05/22 23:11	1
Hexachlorobutadiene	0.020	U	0.020	0.0027	mg/L		01/04/22 15:38	01/05/22 23:11	1
Hexachloroethane	0.020	U	0.020	0.0023	mg/L		01/04/22 15:38	01/05/22 23:11	1
Nitrobenzene	0.020	U	0.020	0.0011	mg/L		01/04/22 15:38	01/05/22 23:11	1
Pentachlorophenol	0.040	U	0.040	0.0088	mg/L		01/04/22 15:38	01/05/22 23:11	1
Pyridine	0.10	U	0.10	0.0016	mg/L		01/04/22 15:38	01/05/22 23:11	1

Surrogate	*%Recovery*	*Qualifier*	*Limits*	*Prepared*	*Analyzed*	*Dil Fac*
2,4,6-Tribromophenol (Surr)	*90*		*41 - 120*	*01/04/22 15:38*	*01/05/22 23:11*	*1*
2-Fluorobiphenyl (Surr)	*89*		*48 - 120*	*01/04/22 15:38*	*01/05/22 23:11*	*1*
2-Fluorophenol (Surr)	*44*		*35 - 120*	*01/04/22 15:38*	*01/05/22 23:11*	*1*
Nitrobenzene-d5 (Surr)	*83*		*46 - 120*	*01/04/22 15:38*	*01/05/22 23:11*	*1*
Phenol-d5 (Surr)	*30*		*22 - 120*	*01/04/22 15:38*	*01/05/22 23:11*	*1*
p-Terphenyl-d14 (Surr)	*102*		*60 - 148*	*01/04/22 15:38*	*01/05/22 23:11*	*1*

Method: 8081B - Organochlorine Pesticides (GC) - TCLP

Analyte	Result	Qualifier	RL	MDL	Unit	D	Prepared	Analyzed	Dil Fac
gamma-BHC (Lindane)	0.00020	U	0.00020	0.0000060	mg/L		01/04/22 11:16	01/06/22 09:38	1
Chlordane (technical)	0.0020	U	0.0020	0.000029	mg/L		01/04/22 11:16	01/06/22 09:38	1
Endrin	0.00020	U	0.00020	0.000014	mg/L		01/04/22 11:16	01/06/22 09:38	1
Heptachlor	0.00020	U *+	0.00020	0.0000085	mg/L		01/04/22 11:16	01/06/22 09:38	1
Heptachlor epoxide	0.00020	U *+	0.00020	0.0000053	mg/L		01/04/22 11:16	01/06/22 09:38	1
Methoxychlor	0.00020	U *+	0.00020	0.000014	mg/L		01/04/22 11:16	01/06/22 09:38	1
Toxaphene	0.0020	U	0.0020	0.00012	mg/L		01/04/22 11:16	01/06/22 09:38	1

Client Sample ID: PS11
Date Collected: 12/28/21 14:12
Date Received: 12/29/21 13:40

Lab Sample ID: 480-193831-11
Matrix: Solid

Surrogate	*%Recovery*	*Qualifier*	*Limits*	*Prepared*	*Analyzed*	*Dil Fac*
DCB Decachlorobiphenyl	*71*		*20 - 120*	*01/04/22 11:16*	*01/06/22 09:38*	*1*
Tetrachloro-m-xylene	*84*		*44 - 120*	*01/04/22 11:16*	*01/06/22 09:38*	*1*

Method: 8151 - TCLP Herbicides - TCLP

Analyte	Result	Qualifier	RL	MDL	Unit	D	Prepared	Analyzed	Dil Fac
2,4-D	0.0020	U	0.0020	0.00040	mg/L		01/04/22 11:22	01/06/22 01:43	1
Silvex (2,4,5-TP)	0.0020	U	0.0020	0.00036	mg/L		01/04/22 11:22	01/06/22 01:43	1

Surrogate	*%Recovery*	*Qualifier*	*Limits*	*Prepared*	*Analyzed*	*Dil Fac*
2,4-Dichlorophenylacetic acid	*18*	*S1-*	*48 - 132*	*01/04/22 11:22*	*01/06/22 01:43*	*1*

Method: 6010C - Metals (ICP) - TCLP

Analyte	Result	Qualifier	RL	MDL	Unit	D	Prepared	Analyzed	Dil Fac
Arsenic	**0.0064**	**J**	0.015	0.0056	mg/L		01/04/22 11:41	01/04/22 21:22	1
Barium	**0.47**	**J**	1.0	0.10	mg/L		01/04/22 11:41	01/04/22 21:22	1
Cadmium	**0.0017**	**J**	0.0020	0.00050	mg/L		01/04/22 11:41	01/04/22 21:22	1
Chromium	0.020	U	0.020	0.010	mg/L		01/04/22 11:41	01/04/22 21:22	1
Lead	**0.013**	**J B**	0.020	0.0030	mg/L		01/04/22 11:41	01/04/22 21:22	1
Selenium	0.025	U	0.025	0.0087	mg/L		01/04/22 11:41	01/04/22 21:22	1
Silver	0.0060	U	0.0060	0.0017	mg/L		01/04/22 11:41	01/04/22 21:22	1

Method: 7470A - TCLP Mercury - TCLP

Analyte	Result	Qualifier	RL	MDL	Unit	D	Prepared	Analyzed	Dil Fac
Mercury	0.00020	U	0.00020	0.000043	mg/L		01/04/22 12:21	01/04/22 15:29	1

General Chemistry

Analyte	Result	Qualifier	RL	MDL	Unit	D	Prepared	Analyzed	Dil Fac
Cyanide, Reactive	9.9	U	9.9	9.9	mg/Kg		01/04/22 08:10	01/05/22 10:16	1
Sulfide, Reactive	9.9	U	9.9	9.9	mg/Kg		01/04/22 08:10	01/04/22 15:12	1

Analyte	Result	Qualifier	RL	RL	Unit	D	Prepared	Analyzed	Dil Fac
Flashpoint	**>180**		50.0	50.0	Degrees F			01/09/22 08:54	1
pH	**7.4**	**HF**	0.1	0.1	SU			01/04/22 11:00	1
Temperature	**20.1**	**HF**	0.001	0.001	Degrees C			01/04/22 11:00	1

Client Sample ID: PS11
Date Collected: 12/28/21 14:12
Date Received: 12/29/21 13:40

Lab Sample ID: 480-193831-11
Matrix: Solid
Percent Solids: 82.2

Method: 8015D - Gasoline Range Organics (GRO) (GC)

Analyte	Result	Qualifier	RL	MDL	Unit	D	Prepared	Analyzed	Dil Fac
Gasoline Range Organics [C6 - C10]	1.4	U	1.4	0.37	mg/Kg	☼	01/03/22 07:07	01/03/22 21:07	1

Surrogate	*%Recovery*	*Qualifier*	*Limits*	*Prepared*	*Analyzed*	*Dil Fac*
a,a,a-Trifluorotoluene	*98*		*46 - 156*	*01/03/22 07:07*	*01/03/22 21:07*	*1*

Method: 8015D - Diesel Range Organics (DRO) (GC)

Analyte	Result	Qualifier	RL	MDL	Unit	D	Prepared	Analyzed	Dil Fac
Diesel Range Organics [C10-C28]	20	U	20	6.1	mg/Kg	☼	12/30/21 14:28	01/03/22 21:40	1

Surrogate	*%Recovery*	*Qualifier*	*Limits*	*Prepared*	*Analyzed*	*Dil Fac*
o-Terphenyl	*77*		*48 - 125*	*12/30/21 14:28*	*01/03/22 21:40*	*1*

Client Sample Results

Client: Brydges Engineering in Environment & Energy DPC
Project/Site: Pilgrim Village Senior

Job ID: 480-193831-1

Client Sample ID: PS11

Lab Sample ID: 480-193831-11
Date Collected: 12/28/21 14:12
Matrix: Solid
Date Received: 12/29/21 13:40
Percent Solids: 82.2

Method: 8082A - Polychlorinated Biphenyls (PCBs) by Gas Chromatography

Analyte	Result	Qualifier	RL	MDL	Unit	D	Prepared	Analyzed	Dil Fac
PCB-1016	0.26	U	0.26	0.052	mg/Kg	☼	01/03/22 09:48	01/04/22 19:59	1
PCB-1221	0.26	U	0.26	0.052	mg/Kg	☼	01/03/22 09:48	01/04/22 19:59	1
PCB-1232	0.26	U	0.26	0.052	mg/Kg	☼	01/03/22 09:48	01/04/22 19:59	1
PCB-1242	0.26	U	0.26	0.052	mg/Kg	☼	01/03/22 09:48	01/04/22 19:59	1
PCB-1248	0.26	U	0.26	0.052	mg/Kg	☼	01/03/22 09:48	01/04/22 19:59	1
PCB-1254	0.26	U	0.26	0.12	mg/Kg	☼	01/03/22 09:48	01/04/22 19:59	1
PCB-1260	0.26	U	0.26	0.12	mg/Kg	☼	01/03/22 09:48	01/04/22 19:59	1
PCB-1262	0.26	U	0.26	0.12	mg/Kg	☼	01/03/22 09:48	01/04/22 19:59	1
PCB-1268	0.26	U	0.26	0.12	mg/Kg	☼	01/03/22 09:48	01/04/22 19:59	1

Surrogate	*%Recovery*	*Qualifier*	*Limits*	*Prepared*	*Analyzed*	*Dil Fac*
DCB Decachlorobiphenyl	*140*		*65 - 174*	*01/03/22 09:48*	*01/04/22 19:59*	*1*
Tetrachloro-m-xylene	*131*		*60 - 154*	*01/03/22 09:48*	*01/04/22 19:59*	*1*

Client Sample ID: PS12

Lab Sample ID: 480-193831-12
Date Collected: 12/28/21 14:18
Matrix: Solid
Date Received: 12/29/21 13:40

Method: 8260C - TCLP Volatiles - TCLP

Analyte	Result	Qualifier	RL	MDL	Unit	D	Prepared	Analyzed	Dil Fac
1,1-Dichloroethene	0.010	U	0.010	0.0029	mg/L			01/05/22 00:54	10
1,2-Dichloroethane	0.010	U	0.010	0.0021	mg/L			01/05/22 00:54	10
2-Butanone (MEK)	0.050	U	0.050	0.013	mg/L			01/05/22 00:54	10
Benzene	0.010	U	0.010	0.0041	mg/L			01/05/22 00:54	10
Carbon tetrachloride	0.010	U	0.010	0.0027	mg/L			01/05/22 00:54	10
Chlorobenzene	0.010	U	0.010	0.0075	mg/L			01/05/22 00:54	10
Chloroform	0.010	U	0.010	0.0034	mg/L			01/05/22 00:54	10
Tetrachloroethene	0.010	U	0.010	0.0036	mg/L			01/05/22 00:54	10
Trichloroethene	0.010	U	0.010	0.0046	mg/L			01/05/22 00:54	10
Vinyl chloride	0.010	U	0.010	0.0090	mg/L			01/05/22 00:54	10

Surrogate	*%Recovery*	*Qualifier*	*Limits*	*Prepared*	*Analyzed*	*Dil Fac*
1,2-Dichloroethane-d4 (Surr)	*106*		*77 - 120*		*01/05/22 00:54*	*10*
4-Bromofluorobenzene (Surr)	*105*		*73 - 120*		*01/05/22 00:54*	*10*
Dibromofluoromethane (Surr)	*105*		*75 - 123*		*01/05/22 00:54*	*10*
Toluene-d8 (Surr)	*101*		*80 - 120*		*01/05/22 00:54*	*10*

Method: 8270D - Semivolatile Organic Compounds (GC/MS) - TCLP

Analyte	Result	Qualifier	RL	MDL	Unit	D	Prepared	Analyzed	Dil Fac
1,4-Dichlorobenzene	0.040	U	0.040	0.0018	mg/L		01/04/22 15:38	01/05/22 17:37	1
2,4,5-Trichlorophenol	0.020	U	0.020	0.0019	mg/L		01/04/22 15:38	01/05/22 17:37	1
2,4,6-Trichlorophenol	0.020	U	0.020	0.0024	mg/L		01/04/22 15:38	01/05/22 17:37	1
2,4-Dinitrotoluene	0.020	U	0.020	0.0017	mg/L		01/04/22 15:38	01/05/22 17:37	1
2-Methylphenol	0.020	U	0.020	0.0016	mg/L		01/04/22 15:38	01/05/22 17:37	1
3-Methylphenol	0.040	U	0.040	0.0016	mg/L		01/04/22 15:38	01/05/22 17:37	1
4-Methylphenol	0.040	U	0.040	0.0014	mg/L		01/04/22 15:38	01/05/22 17:37	1
Hexachlorobenzene	0.020	U	0.020	0.0020	mg/L		01/04/22 15:38	01/05/22 17:37	1
Hexachlorobutadiene	0.020	U	0.020	0.0027	mg/L		01/04/22 15:38	01/05/22 17:37	1
Hexachloroethane	0.020	U	0.020	0.0023	mg/L		01/04/22 15:38	01/05/22 17:37	1
Nitrobenzene	0.020	U	0.020	0.0011	mg/L		01/04/22 15:38	01/05/22 17:37	1
Pentachlorophenol	0.040	U	0.040	0.0088	mg/L		01/04/22 15:38	01/05/22 17:37	1

Client Sample ID: PS12
Lab Sample ID: 480-193831-12

Date Collected: 12/28/21 14:18
Matrix: Solid
Date Received: 12/29/21 13:40

Method: 8270D - Semivolatile Organic Compounds (GC/MS) - TCLP (Continued)

Analyte	Result	Qualifier	RL	MDL	Unit	D	Prepared	Analyzed	Dil Fac
Pyridine	0.10	U	0.10	0.0016	mg/L		01/04/22 15:38	01/05/22 17:37	1

Surrogate	*%Recovery*	*Qualifier*	*Limits*	*Prepared*	*Analyzed*	*Dil Fac*
2,4,6-Tribromophenol (Surr)	*90*		*41 - 120*	*01/04/22 15:38*	*01/05/22 17:37*	*1*
2-Fluorobiphenyl (Surr)	*90*		*48 - 120*	*01/04/22 15:38*	*01/05/22 17:37*	*1*
2-Fluorophenol (Surr)	*47*		*35 - 120*	*01/04/22 15:38*	*01/05/22 17:37*	*1*
Nitrobenzene-d5 (Surr)	*88*		*46 - 120*	*01/04/22 15:38*	*01/05/22 17:37*	*1*
Phenol-d5 (Surr)	*30*		*22 - 120*	*01/04/22 15:38*	*01/05/22 17:37*	*1*
p-Terphenyl-d14 (Surr)	*104*		*60 - 148*	*01/04/22 15:38*	*01/05/22 17:37*	*1*

Method: 8081B - Organochlorine Pesticides (GC) - TCLP

Analyte	Result	Qualifier	RL	MDL	Unit	D	Prepared	Analyzed	Dil Fac
gamma-BHC (Lindane)	0.00020	U	0.00020	0.0000060	mg/L		01/04/22 11:16	01/05/22 16:48	1
Chlordane (technical)	0.0020	U	0.0020	0.000029	mg/L		01/04/22 11:16	01/05/22 16:48	1
Endrin	0.00020	U	0.00020	0.000014	mg/L		01/04/22 11:16	01/05/22 16:48	1
Heptachlor	0.00020	U *+	0.00020	0.0000085	mg/L		01/04/22 11:16	01/05/22 16:48	1
Heptachlor epoxide	0.00020	U *+	0.00020	0.0000053	mg/L		01/04/22 11:16	01/05/22 16:48	1
Methoxychlor	0.00020	U *+	0.00020	0.000014	mg/L		01/04/22 11:16	01/05/22 16:48	1
Toxaphene	0.0020	U	0.0020	0.00012	mg/L		01/04/22 11:16	01/05/22 16:48	1

Surrogate	*%Recovery*	*Qualifier*	*Limits*	*Prepared*	*Analyzed*	*Dil Fac*
DCB Decachlorobiphenyl	*89*		*20 - 120*	*01/04/22 11:16*	*01/05/22 16:48*	*1*
Tetrachloro-m-xylene	*92*		*44 - 120*	*01/04/22 11:16*	*01/05/22 16:48*	*1*

Method: 8151 - TCLP Herbicides - TCLP

Analyte	Result	Qualifier	RL	MDL	Unit	D	Prepared	Analyzed	Dil Fac
2,4-D	0.0020	U	0.0020	0.00040	mg/L		01/04/22 11:22	01/06/22 02:12	1
Silvex (2,4,5-TP)	0.0020	U	0.0020	0.00036	mg/L		01/04/22 11:22	01/06/22 02:12	1

Surrogate	*%Recovery*	*Qualifier*	*Limits*	*Prepared*	*Analyzed*	*Dil Fac*
2,4-Dichlorophenylacetic acid	*34*	*S1-*	*48 - 132*	*01/04/22 11:22*	*01/06/22 02:12*	*1*

Method: 6010C - Metals (ICP) - TCLP

Analyte	Result	Qualifier	RL	MDL	Unit	D	Prepared	Analyzed	Dil Fac
Arsenic	0.015	U	0.015	0.0056	mg/L		01/04/22 11:41	01/04/22 21:25	1
Barium	**0.52**	**J**	1.0	0.10	mg/L		01/04/22 11:41	01/04/22 21:25	1
Cadmium	**0.0011**	**J**	0.0020	0.00050	mg/L		01/04/22 11:41	01/04/22 21:25	1
Chromium	0.020	U	0.020	0.010	mg/L		01/04/22 11:41	01/04/22 21:25	1
Lead	**0.018**	**J B**	0.020	0.0030	mg/L		01/04/22 11:41	01/04/22 21:25	1
Selenium	0.025	U	0.025	0.0087	mg/L		01/04/22 11:41	01/04/22 21:25	1
Silver	0.0060	U	0.0060	0.0017	mg/L		01/04/22 11:41	01/04/22 21:25	1

Method: 7470A - TCLP Mercury - TCLP

Analyte	Result	Qualifier	RL	MDL	Unit	D	Prepared	Analyzed	Dil Fac
Mercury	0.00020	U	0.00020	0.000043	mg/L		01/04/22 12:21	01/04/22 15:30	1

General Chemistry

Analyte	Result	Qualifier	RL	MDL	Unit	D	Prepared	Analyzed	Dil Fac
Cyanide, Reactive	10	U	10	10	mg/Kg		01/04/22 08:10	01/05/22 10:19	1
Sulfide, Reactive	10	U	10	10	mg/Kg		01/04/22 08:10	01/04/22 15:12	1

Client Sample ID: PS12

Lab Sample ID: 480-193831-12
Date Collected: 12/28/21 14:18
Matrix: Solid
Date Received: 12/29/21 13:40

Analyte	Result	Qualifier	RL	RL	Unit	D	Prepared	Analyzed	Dil Fac
Flashpoint	>180		50.0	50.0	Degrees F			01/10/22 16:05	1
pH	7.1	HF	0.1	0.1	SU			01/04/22 11:00	1
Temperature	18.9	HF	0.001	0.001	Degrees C			01/04/22 11:00	1

Client Sample ID: PS12

Lab Sample ID: 480-193831-12
Date Collected: 12/28/21 14:18
Matrix: Solid
Date Received: 12/29/21 13:40
Percent Solids: 78.7

Method: 8015D - Gasoline Range Organics (GRO) (GC)

Analyte	Result	Qualifier	RL	MDL	Unit	D	Prepared	Analyzed	Dil Fac
Gasoline Range Organics [C6 - C10]	1.5	U	1.5	0.39	mg/Kg	☼	01/03/22 07:07	01/03/22 21:43	1

Surrogate	*%Recovery*	*Qualifier*	*Limits*	*Prepared*	*Analyzed*	*Dil Fac*
a,a,a-Trifluorotoluene	*95*		*46 - 156*	*01/03/22 07:07*	*01/03/22 21:43*	*1*

Method: 8015D - Diesel Range Organics (DRO) (GC)

Analyte	Result	Qualifier	RL	MDL	Unit	D	Prepared	Analyzed	Dil Fac
Diesel Range Organics [C10-C28]	21	U	21	6.4	mg/Kg	☼	12/30/21 14:28	01/03/22 22:16	1

Surrogate	*%Recovery*	*Qualifier*	*Limits*	*Prepared*	*Analyzed*	*Dil Fac*
o-Terphenyl	*84*		*48 - 125*	*12/30/21 14:28*	*01/03/22 22:16*	*1*

Method: 8082A - Polychlorinated Biphenyls (PCBs) by Gas Chromatography

Analyte	Result	Qualifier	RL	MDL	Unit	D	Prepared	Analyzed	Dil Fac
PCB-1016	0.29	U	0.29	0.056	mg/Kg	☼	01/03/22 09:48	01/04/22 20:12	1
PCB-1221	0.29	U	0.29	0.056	mg/Kg	☼	01/03/22 09:48	01/04/22 20:12	1
PCB-1232	0.29	U	0.29	0.056	mg/Kg	☼	01/03/22 09:48	01/04/22 20:12	1
PCB-1242	0.29	U	0.29	0.056	mg/Kg	☼	01/03/22 09:48	01/04/22 20:12	1
PCB-1248	0.29	U	0.29	0.056	mg/Kg	☼	01/03/22 09:48	01/04/22 20:12	1
PCB-1254	0.29	U	0.29	0.13	mg/Kg	☼	01/03/22 09:48	01/04/22 20:12	1
PCB-1260	0.29	U	0.29	0.13	mg/Kg	☼	01/03/22 09:48	01/04/22 20:12	1
PCB-1262	0.29	U	0.29	0.13	mg/Kg	☼	01/03/22 09:48	01/04/22 20:12	1
PCB-1268	0.29	U	0.29	0.13	mg/Kg	☼	01/03/22 09:48	01/04/22 20:12	1

Surrogate	*%Recovery*	*Qualifier*	*Limits*	*Prepared*	*Analyzed*	*Dil Fac*
DCB Decachlorobiphenyl	*139*		*65 - 174*	*01/03/22 09:48*	*01/04/22 20:12*	*1*
Tetrachloro-m-xylene	*129*		*60 - 154*	*01/03/22 09:48*	*01/04/22 20:12*	*1*

Client Sample ID: PS13

Lab Sample ID: 480-193831-13
Date Collected: 12/28/21 14:24
Matrix: Solid
Date Received: 12/29/21 13:40

Method: 8260C - TCLP Volatiles - TCLP

Analyte	Result	Qualifier	RL	MDL	Unit	D	Prepared	Analyzed	Dil Fac
1,1-Dichloroethene	0.010	U	0.010	0.0029	mg/L			01/06/22 12:35	10
1,2-Dichloroethane	0.010	U	0.010	0.0021	mg/L			01/06/22 12:35	10
2-Butanone (MEK)	0.050	U	0.050	0.013	mg/L			01/06/22 12:35	10
Benzene	0.010	U	0.010	0.0041	mg/L			01/06/22 12:35	10
Carbon tetrachloride	0.010	U	0.010	0.0027	mg/L			01/06/22 12:35	10
Chlorobenzene	0.010	U	0.010	0.0075	mg/L			01/06/22 12:35	10
Chloroform	0.010	U	0.010	0.0034	mg/L			01/06/22 12:35	10
Tetrachloroethene	0.010	U	0.010	0.0036	mg/L			01/06/22 12:35	10
Trichloroethene	0.010	U	0.010	0.0046	mg/L			01/06/22 12:35	10

Client Sample ID: PS13
Lab Sample ID: 480-193831-13

Date Collected: 12/28/21 14:24
Matrix: Solid
Date Received: 12/29/21 13:40

Method: 8260C - TCLP Volatiles - TCLP (Continued)

Analyte	Result	Qualifier	RL	MDL	Unit	D	Prepared	Analyzed	Dil Fac
Vinyl chloride	0.010	U	0.010	0.0090	mg/L			01/06/22 12:35	10

Surrogate	*%Recovery*	*Qualifier*	*Limits*	*Prepared*	*Analyzed*	*Dil Fac*
1,2-Dichloroethane-d4 (Surr)	*99*		*77 - 120*		*01/06/22 12:35*	*10*
4-Bromofluorobenzene (Surr)	*101*		*73 - 120*		*01/06/22 12:35*	*10*
Dibromofluoromethane (Surr)	*98*		*75 - 123*		*01/06/22 12:35*	*10*
Toluene-d8 (Surr)	*100*		*80 - 120*		*01/06/22 12:35*	*10*

Method: 8270D - Semivolatile Organic Compounds (GC/MS) - TCLP

Analyte	Result	Qualifier	RL	MDL	Unit	D	Prepared	Analyzed	Dil Fac
1,4-Dichlorobenzene	0.040	U	0.040	0.0018	mg/L		01/05/22 14:39	01/06/22 14:37	1
2,4,5-Trichlorophenol	0.020	U	0.020	0.0019	mg/L		01/05/22 14:39	01/06/22 14:37	1
2,4,6-Trichlorophenol	0.020	U	0.020	0.0024	mg/L		01/05/22 14:39	01/06/22 14:37	1
2,4-Dinitrotoluene	0.020	U	0.020	0.0017	mg/L		01/05/22 14:39	01/06/22 14:37	1
2-Methylphenol	0.020	U	0.020	0.0016	mg/L		01/05/22 14:39	01/06/22 14:37	1
3-Methylphenol	0.040	U	0.040	0.0016	mg/L		01/05/22 14:39	01/06/22 14:37	1
4-Methylphenol	0.040	U	0.040	0.0014	mg/L		01/05/22 14:39	01/06/22 14:37	1
Hexachlorobenzene	0.020	U	0.020	0.0020	mg/L		01/05/22 14:39	01/06/22 14:37	1
Hexachlorobutadiene	0.020	U	0.020	0.0027	mg/L		01/05/22 14:39	01/06/22 14:37	1
Hexachloroethane	0.020	U	0.020	0.0023	mg/L		01/05/22 14:39	01/06/22 14:37	1
Nitrobenzene	0.020	U	0.020	0.0011	mg/L		01/05/22 14:39	01/06/22 14:37	1
Pentachlorophenol	0.040	U	0.040	0.0088	mg/L		01/05/22 14:39	01/06/22 14:37	1
Pyridine	0.10	U	0.10	0.0016	mg/L		01/05/22 14:39	01/06/22 14:37	1

Surrogate	*%Recovery*	*Qualifier*	*Limits*	*Prepared*	*Analyzed*	*Dil Fac*
2,4,6-Tribromophenol (Surr)	*103*		*41 - 120*	*01/05/22 14:39*	*01/06/22 14:37*	*1*
2-Fluorobiphenyl (Surr)	*97*		*48 - 120*	*01/05/22 14:39*	*01/06/22 14:37*	*1*
2-Fluorophenol (Surr)	*48*		*35 - 120*	*01/05/22 14:39*	*01/06/22 14:37*	*1*
Nitrobenzene-d5 (Surr)	*83*		*46 - 120*	*01/05/22 14:39*	*01/06/22 14:37*	*1*
Phenol-d5 (Surr)	*32*		*22 - 120*	*01/05/22 14:39*	*01/06/22 14:37*	*1*
p-Terphenyl-d14 (Surr)	*107*		*60 - 148*	*01/05/22 14:39*	*01/06/22 14:37*	*1*

Method: 8081B - Organochlorine Pesticides (GC) - TCLP

Analyte	Result	Qualifier	RL	MDL	Unit	D	Prepared	Analyzed	Dil Fac
gamma-BHC (Lindane)	0.00020	U *+	0.00020	0.0000060	mg/L		01/05/22 11:24	01/06/22 13:33	1
Chlordane (technical)	0.0020	U	0.0020	0.000029	mg/L		01/05/22 11:24	01/06/22 13:33	1
Endrin	0.00020	U	0.00020	0.000014	mg/L		01/05/22 11:24	01/06/22 13:33	1
Heptachlor	0.00020	U *+	0.00020	0.0000085	mg/L		01/05/22 11:24	01/06/22 13:33	1
Heptachlor epoxide	0.00020	U *+	0.00020	0.0000053	mg/L		01/05/22 11:24	01/06/22 13:33	1
Methoxychlor	0.00020	U	0.00020	0.000014	mg/L		01/05/22 11:24	01/06/22 13:33	1
Toxaphene	0.0020	U	0.0020	0.00012	mg/L		01/05/22 11:24	01/06/22 13:33	1

Surrogate	*%Recovery*	*Qualifier*	*Limits*	*Prepared*	*Analyzed*	*Dil Fac*
DCB Decachlorobiphenyl	*84*		*20 - 120*	*01/05/22 11:24*	*01/06/22 13:33*	*1*
Tetrachloro-m-xylene	*90*		*44 - 120*	*01/05/22 11:24*	*01/06/22 13:33*	*1*

Method: 8151 - TCLP Herbicides - TCLP

Analyte	Result	Qualifier	RL	MDL	Unit	D	Prepared	Analyzed	Dil Fac
2,4-D	0.0020	U	0.0020	0.00040	mg/L		01/06/22 09:01	01/07/22 14:57	1
Silvex (2,4,5-TP)	0.0020	U	0.0020	0.00036	mg/L		01/06/22 09:01	01/07/22 14:57	1

Client Sample ID: PS13

Lab Sample ID: 480-193831-13

Date Collected: 12/28/21 14:24
Matrix: Solid
Date Received: 12/29/21 13:40

Surrogate	%Recovery	Qualifier	Limits	Prepared	Analyzed	Dil Fac
2,4-Dichlorophenylacetic acid	10	S1-	48 - 132	01/06/22 09:01	01/07/22 14:57	1

Method: 6010C - Metals (ICP) - TCLP

Analyte	Result	Qualifier	RL	MDL	Unit	D	Prepared	Analyzed	Dil Fac
Arsenic	**0.0096**	**J**	0.015	0.0056	mg/L		01/06/22 08:15	01/06/22 14:19	1
Barium	**0.45**	**J**	1.0	0.10	mg/L		01/06/22 08:15	01/06/22 14:19	1
Cadmium	0.0020	U	0.0020	0.00050	mg/L		01/06/22 08:15	01/06/22 14:19	1
Chromium	0.020	U	0.020	0.010	mg/L		01/06/22 08:15	01/06/22 14:19	1
Lead	0.020	U	0.020	0.0030	mg/L		01/06/22 08:15	01/06/22 14:19	1
Selenium	0.025	U	0.025	0.0087	mg/L		01/06/22 08:15	01/06/22 14:19	1
Silver	0.0060	U	0.0060	0.0017	mg/L		01/06/22 08:15	01/06/22 14:19	1

Method: 7470A - TCLP Mercury - TCLP

Analyte	Result	Qualifier	RL	MDL	Unit	D	Prepared	Analyzed	Dil Fac
Mercury	0.00020	U	0.00020	0.000043	mg/L		01/12/22 13:35	01/12/22 16:19	1

General Chemistry

Analyte	Result	Qualifier	RL	MDL	Unit	D	Prepared	Analyzed	Dil Fac
Cyanide, Reactive	10	U	10	10	mg/Kg		01/04/22 08:10	01/05/22 10:21	1
Sulfide, Reactive	**20.0**		10	10	mg/Kg		01/04/22 08:10	01/04/22 15:12	1

Analyte	Result	Qualifier	RL	RL	Unit	D	Prepared	Analyzed	Dil Fac
Flashpoint	**>180**		50.0	50.0	Degrees F			01/10/22 16:05	1
pH	**7.1**	**HF**	0.1	0.1	SU			01/04/22 11:00	1
Temperature	**19.3**	**HF**	0.001	0.001	Degrees C			01/04/22 11:00	1

Client Sample ID: PS13

Lab Sample ID: 480-193831-13

Date Collected: 12/28/21 14:24
Matrix: Solid
Date Received: 12/29/21 13:40
Percent Solids: 81.0

Method: 8015D - Gasoline Range Organics (GRO) (GC)

Analyte	Result	Qualifier	RL	MDL	Unit	D	Prepared	Analyzed	Dil Fac
Gasoline Range Organics [C6 - C10]	**1.1**	**J**	1.3	0.35	mg/Kg	☼	01/03/22 07:07	01/03/22 22:18	1

Surrogate	%Recovery	Qualifier	Limits	Prepared	Analyzed	Dil Fac
a,a,a-Trifluorotoluene	78		46 - 156	01/03/22 07:07	01/03/22 22:18	1

Method: 8015D - Diesel Range Organics (DRO) (GC)

Analyte	Result	Qualifier	RL	MDL	Unit	D	Prepared	Analyzed	Dil Fac
Diesel Range Organics [C10-C28]	21	U	21	6.3	mg/Kg	☼	12/30/21 14:28	01/03/22 22:52	1

Surrogate	%Recovery	Qualifier	Limits	Prepared	Analyzed	Dil Fac
o-Terphenyl	82		48 - 125	12/30/21 14:28	01/03/22 22:52	1

Method: 8082A - Polychlorinated Biphenyls (PCBs) by Gas Chromatography

Analyte	Result	Qualifier	RL	MDL	Unit	D	Prepared	Analyzed	Dil Fac
PCB-1016	0.30	U	0.30	0.059	mg/Kg	☼	01/03/22 09:48	01/04/22 20:25	1
PCB-1221	0.30	U	0.30	0.059	mg/Kg	☼	01/03/22 09:48	01/04/22 20:25	1
PCB-1232	0.30	U	0.30	0.059	mg/Kg	☼	01/03/22 09:48	01/04/22 20:25	1
PCB-1242	0.30	U	0.30	0.059	mg/Kg	☼	01/03/22 09:48	01/04/22 20:25	1
PCB-1248	0.30	U	0.30	0.059	mg/Kg	☼	01/03/22 09:48	01/04/22 20:25	1
PCB-1254	0.30	U	0.30	0.14	mg/Kg	☼	01/03/22 09:48	01/04/22 20:25	1

Client Sample ID: PS13

Lab Sample ID: 480-193831-13
Date Collected: 12/28/21 14:24
Matrix: Solid
Date Received: 12/29/21 13:40
Percent Solids: 81.0

Method: 8082A - Polychlorinated Biphenyls (PCBs) by Gas Chromatography (Continued)

Analyte	Result	Qualifier	RL	MDL	Unit	D	Prepared	Analyzed	Dil Fac
PCB-1260	0.30	U	0.30	0.14	mg/Kg	☼	01/03/22 09:48	01/04/22 20:25	1
PCB-1262	0.30	U	0.30	0.14	mg/Kg	☼	01/03/22 09:48	01/04/22 20:25	1
PCB-1268	0.30	U	0.30	0.14	mg/Kg	☼	01/03/22 09:48	01/04/22 20:25	1

Surrogate	*%Recovery*	*Qualifier*	*Limits*	*Prepared*	*Analyzed*	*Dil Fac*
DCB Decachlorobiphenyl	*145*		*65 - 174*	*01/03/22 09:48*	*01/04/22 20:25*	*1*
Tetrachloro-m-xylene	*131*		*60 - 154*	*01/03/22 09:48*	*01/04/22 20:25*	*1*

Client Sample ID: PS14

Lab Sample ID: 480-193831-14
Date Collected: 12/28/21 14:30
Matrix: Solid
Date Received: 12/29/21 13:40

Method: 8260C - TCLP Volatiles - TCLP

Analyte	Result	Qualifier	RL	MDL	Unit	D	Prepared	Analyzed	Dil Fac
1,1-Dichloroethene	0.010	U	0.010	0.0029	mg/L			01/06/22 12:59	10
1,2-Dichloroethane	0.010	U	0.010	0.0021	mg/L			01/06/22 12:59	10
2-Butanone (MEK)	0.050	U	0.050	0.013	mg/L			01/06/22 12:59	10
Benzene	0.010	U	0.010	0.0041	mg/L			01/06/22 12:59	10
Carbon tetrachloride	0.010	U	0.010	0.0027	mg/L			01/06/22 12:59	10
Chlorobenzene	0.010	U	0.010	0.0075	mg/L			01/06/22 12:59	10
Chloroform	0.010	U	0.010	0.0034	mg/L			01/06/22 12:59	10
Tetrachloroethene	0.010	U	0.010	0.0036	mg/L			01/06/22 12:59	10
Trichloroethene	0.010	U	0.010	0.0046	mg/L			01/06/22 12:59	10
Vinyl chloride	0.010	U	0.010	0.0090	mg/L			01/06/22 12:59	10

Surrogate	*%Recovery*	*Qualifier*	*Limits*	*Prepared*	*Analyzed*	*Dil Fac*
1,2-Dichloroethane-d4 (Surr)	*102*		*77 - 120*		*01/06/22 12:59*	*10*
4-Bromofluorobenzene (Surr)	*100*		*73 - 120*		*01/06/22 12:59*	*10*
Dibromofluoromethane (Surr)	*100*		*75 - 123*		*01/06/22 12:59*	*10*
Toluene-d8 (Surr)	*101*		*80 - 120*		*01/06/22 12:59*	*10*

Method: 8270D - Semivolatile Organic Compounds (GC/MS) - TCLP

Analyte	Result	Qualifier	RL	MDL	Unit	D	Prepared	Analyzed	Dil Fac
1,4-Dichlorobenzene	0.040	U	0.040	0.0018	mg/L		01/05/22 14:39	01/06/22 15:01	1
2,4,5-Trichlorophenol	0.020	U	0.020	0.0019	mg/L		01/05/22 14:39	01/06/22 15:01	1
2,4,6-Trichlorophenol	0.020	U	0.020	0.0024	mg/L		01/05/22 14:39	01/06/22 15:01	1
2,4-Dinitrotoluene	0.020	U	0.020	0.0017	mg/L		01/05/22 14:39	01/06/22 15:01	1
2-Methylphenol	0.020	U	0.020	0.0016	mg/L		01/05/22 14:39	01/06/22 15:01	1
3-Methylphenol	0.040	U	0.040	0.0016	mg/L		01/05/22 14:39	01/06/22 15:01	1
4-Methylphenol	0.040	U	0.040	0.0014	mg/L		01/05/22 14:39	01/06/22 15:01	1
Hexachlorobenzene	0.020	U	0.020	0.0020	mg/L		01/05/22 14:39	01/06/22 15:01	1
Hexachlorobutadiene	0.020	U	0.020	0.0027	mg/L		01/05/22 14:39	01/06/22 15:01	1
Hexachloroethane	0.020	U	0.020	0.0023	mg/L		01/05/22 14:39	01/06/22 15:01	1
Nitrobenzene	0.020	U	0.020	0.0011	mg/L		01/05/22 14:39	01/06/22 15:01	1
Pentachlorophenol	0.040	U	0.040	0.0088	mg/L		01/05/22 14:39	01/06/22 15:01	1
Pyridine	0.10	U	0.10	0.0016	mg/L		01/05/22 14:39	01/06/22 15:01	1

Surrogate	*%Recovery*	*Qualifier*	*Limits*	*Prepared*	*Analyzed*	*Dil Fac*
2,4,6-Tribromophenol (Surr)	*102*		*41 - 120*	*01/05/22 14:39*	*01/06/22 15:01*	*1*
2-Fluorobiphenyl (Surr)	*98*		*48 - 120*	*01/05/22 14:39*	*01/06/22 15:01*	*1*
2-Fluorophenol (Surr)	*49*		*35 - 120*	*01/05/22 14:39*	*01/06/22 15:01*	*1*

Client Sample ID: PS14
Lab Sample ID: 480-193831-14

Date Collected: 12/28/21 14:30
Matrix: Solid
Date Received: 12/29/21 13:40

Method: 8270D - Semivolatile Organic Compounds (GC/MS) - TCLP (Continued)

Surrogate	%Recovery	Qualifier	Limits	Prepared	Analyzed	Dil Fac
Nitrobenzene-d5 (Surr)	84		46 - 120	01/05/22 14:39	01/06/22 15:01	1
Phenol-d5 (Surr)	34		22 - 120	01/05/22 14:39	01/06/22 15:01	1
p-Terphenyl-d14 (Surr)	104		60 - 148	01/05/22 14:39	01/06/22 15:01	1

Method: 8081B - Organochlorine Pesticides (GC) - TCLP

Analyte	Result	Qualifier	RL	MDL	Unit	D	Prepared	Analyzed	Dil Fac
gamma-BHC (Lindane)	0.00020	U *+	0.00020	0.0000060	mg/L		01/05/22 11:24	01/06/22 13:53	1
Chlordane (technical)	0.0020	U	0.0020	0.000029	mg/L		01/05/22 11:24	01/06/22 13:53	1
Endrin	0.00020	U	0.00020	0.000014	mg/L		01/05/22 11:24	01/06/22 13:53	1
Heptachlor	0.00020	U *+	0.00020	0.0000085	mg/L		01/05/22 11:24	01/06/22 13:53	1
Heptachlor epoxide	0.00020	U *+	0.00020	0.0000053	mg/L		01/05/22 11:24	01/06/22 13:53	1
Methoxychlor	0.00020	U	0.00020	0.000014	mg/L		01/05/22 11:24	01/06/22 13:53	1
Toxaphene	0.0020	U	0.0020	0.00012	mg/L		01/05/22 11:24	01/06/22 13:53	1

Surrogate	%Recovery	Qualifier	Limits	Prepared	Analyzed	Dil Fac
DCB Decachlorobiphenyl	90		20 - 120	01/05/22 11:24	01/06/22 13:53	1
Tetrachloro-m-xylene	90		44 - 120	01/05/22 11:24	01/06/22 13:53	1

Method: 8151 - TCLP Herbicides - TCLP

Analyte	Result	Qualifier	RL	MDL	Unit	D	Prepared	Analyzed	Dil Fac
2,4-D	0.0020	U	0.0020	0.00040	mg/L		01/06/22 09:01	01/07/22 15:27	1
Silvex (2,4,5-TP)	0.0020	U	0.0020	0.00036	mg/L		01/06/22 09:01	01/07/22 15:27	1

Surrogate	%Recovery	Qualifier	Limits	Prepared	Analyzed	Dil Fac
2,4-Dichlorophenylacetic acid	12	S1-	48 - 132	01/06/22 09:01	01/07/22 15:27	1

Method: 6010C - Metals (ICP) - TCLP

Analyte	Result	Qualifier	RL	MDL	Unit	D	Prepared	Analyzed	Dil Fac
Arsenic	0.015	U	0.015	0.0056	mg/L		01/06/22 08:15	01/06/22 14:23	1
Barium	**0.41**	**J**	1.0	0.10	mg/L		01/06/22 08:15	01/06/22 14:23	1
Cadmium	0.0020	U	0.0020	0.00050	mg/L		01/06/22 08:15	01/06/22 14:23	1
Chromium	0.020	U	0.020	0.010	mg/L		01/06/22 08:15	01/06/22 14:23	1
Lead	0.020	U	0.020	0.0030	mg/L		01/06/22 08:15	01/06/22 14:23	1
Selenium	0.025	U	0.025	0.0087	mg/L		01/06/22 08:15	01/06/22 14:23	1
Silver	0.0060	U	0.0060	0.0017	mg/L		01/06/22 08:15	01/06/22 14:23	1

Method: 7470A - TCLP Mercury - TCLP

Analyte	Result	Qualifier	RL	MDL	Unit	D	Prepared	Analyzed	Dil Fac
Mercury	0.00020	U	0.00020	0.000043	mg/L		01/12/22 13:35	01/12/22 16:20	1

General Chemistry

Analyte	Result	Qualifier	RL	MDL	Unit	D	Prepared	Analyzed	Dil Fac
Cyanide, Reactive	9.9	U	9.9	9.9	mg/Kg		01/04/22 08:10	01/05/22 10:22	1
Sulfide, Reactive	9.9	U	9.9	9.9	mg/Kg		01/04/22 08:10	01/04/22 15:12	1

Analyte	Result	Qualifier	RL	RL	Unit	D	Prepared	Analyzed	Dil Fac
Flashpoint	**>180**		50.0	50.0	Degrees F			01/10/22 16:05	1
pH	**7.9**	**HF**	0.1	0.1	SU			01/04/22 11:00	1
Temperature	**19.4**	**HF**	0.001	0.001	Degrees C			01/04/22 11:00	1

Client Sample ID: PS14

Lab Sample ID: 480-193831-14

Date Collected: 12/28/21 14:30
Date Received: 12/29/21 13:40

Matrix: Solid
Percent Solids: 81.8

Method: 8015D - Gasoline Range Organics (GRO) (GC)

Analyte	Result	Qualifier	RL	MDL	Unit	D	Prepared	Analyzed	Dil Fac
Gasoline Range Organics [C6 - C10]	1.2	J	1.5	0.39	mg/Kg	☼	01/03/22 07:07	01/03/22 22:54	1

Surrogate	*%Recovery*	*Qualifier*	*Limits*	*Prepared*	*Analyzed*	*Dil Fac*
a,a,a-Trifluorotoluene	*80*		*46 - 156*	*01/03/22 07:07*	*01/03/22 22:54*	*1*

Method: 8015D - Diesel Range Organics (DRO) (GC)

Analyte	Result	Qualifier	RL	MDL	Unit	D	Prepared	Analyzed	Dil Fac
Diesel Range Organics [C10-C28]	20	U	20	6.1	mg/Kg	☼	12/30/21 14:28	01/03/22 23:27	1

Surrogate	*%Recovery*	*Qualifier*	*Limits*	*Prepared*	*Analyzed*	*Dil Fac*
o-Terphenyl	*86*		*48 - 125*	*12/30/21 14:28*	*01/03/22 23:27*	*1*

Method: 8082A - Polychlorinated Biphenyls (PCBs) by Gas Chromatography

Analyte	Result	Qualifier	RL	MDL	Unit	D	Prepared	Analyzed	Dil Fac
PCB-1016	0.29	U	0.29	0.057	mg/Kg	☼	01/03/22 09:48	01/04/22 20:38	1
PCB-1221	0.29	U	0.29	0.057	mg/Kg	☼	01/03/22 09:48	01/04/22 20:38	1
PCB-1232	0.29	U	0.29	0.057	mg/Kg	☼	01/03/22 09:48	01/04/22 20:38	1
PCB-1242	0.29	U	0.29	0.057	mg/Kg	☼	01/03/22 09:48	01/04/22 20:38	1
PCB-1248	0.29	U	0.29	0.057	mg/Kg	☼	01/03/22 09:48	01/04/22 20:38	1
PCB-1254	0.29	U	0.29	0.14	mg/Kg	☼	01/03/22 09:48	01/04/22 20:38	1
PCB-1260	0.29	U	0.29	0.14	mg/Kg	☼	01/03/22 09:48	01/04/22 20:38	1
PCB-1262	0.29	U	0.29	0.14	mg/Kg	☼	01/03/22 09:48	01/04/22 20:38	1
PCB-1268	0.29	U	0.29	0.14	mg/Kg	☼	01/03/22 09:48	01/04/22 20:38	1

Surrogate	*%Recovery*	*Qualifier*	*Limits*	*Prepared*	*Analyzed*	*Dil Fac*
DCB Decachlorobiphenyl	*142*		*65 - 174*	*01/03/22 09:48*	*01/04/22 20:38*	*1*
Tetrachloro-m-xylene	*129*		*60 - 154*	*01/03/22 09:48*	*01/04/22 20:38*	*1*

Client Sample ID: PS15

Lab Sample ID: 480-193831-15

Date Collected: 12/28/21 14:36
Date Received: 12/29/21 13:40

Matrix: Solid

Method: 8260C - TCLP Volatiles - TCLP

Analyte	Result	Qualifier	RL	MDL	Unit	D	Prepared	Analyzed	Dil Fac
1,1-Dichloroethene	0.010	U	0.010	0.0029	mg/L			01/06/22 13:22	10
1,2-Dichloroethane	0.010	U	0.010	0.0021	mg/L			01/06/22 13:22	10
2-Butanone (MEK)	0.050	U	0.050	0.013	mg/L			01/06/22 13:22	10
Benzene	0.010	U	0.010	0.0041	mg/L			01/06/22 13:22	10
Carbon tetrachloride	0.010	U	0.010	0.0027	mg/L			01/06/22 13:22	10
Chlorobenzene	0.010	U	0.010	0.0075	mg/L			01/06/22 13:22	10
Chloroform	0.010	U	0.010	0.0034	mg/L			01/06/22 13:22	10
Tetrachloroethene	0.010	U	0.010	0.0036	mg/L			01/06/22 13:22	10
Trichloroethene	0.010	U	0.010	0.0046	mg/L			01/06/22 13:22	10
Vinyl chloride	0.010	U	0.010	0.0090	mg/L			01/06/22 13:22	10

Surrogate	*%Recovery*	*Qualifier*	*Limits*	*Prepared*	*Analyzed*	*Dil Fac*
1,2-Dichloroethane-d4 (Surr)	*99*		*77 - 120*		*01/06/22 13:22*	*10*
4-Bromofluorobenzene (Surr)	*103*		*73 - 120*		*01/06/22 13:22*	*10*
Dibromofluoromethane (Surr)	*96*		*75 - 123*		*01/06/22 13:22*	*10*
Toluene-d8 (Surr)	*100*		*80 - 120*		*01/06/22 13:22*	*10*

Client Sample Results

Client: Brydges Engineering in Environment & Energy DPC
Project/Site: Pilgrim Village Senior

Job ID: 480-193831-1

Client Sample ID: PS15

Date Collected: 12/28/21 14:36
Date Received: 12/29/21 13:40

Lab Sample ID: 480-193831-15

Matrix: Solid

Method: 8270D - Semivolatile Organic Compounds (GC/MS) - TCLP

Analyte	Result	Qualifier	RL	MDL	Unit	D	Prepared	Analyzed	Dil Fac
1,4-Dichlorobenzene	0.040	U	0.040	0.0018	mg/L		01/05/22 14:39	01/06/22 15:26	1
2,4,5-Trichlorophenol	0.020	U	0.020	0.0019	mg/L		01/05/22 14:39	01/06/22 15:26	1
2,4,6-Trichlorophenol	0.020	U	0.020	0.0024	mg/L		01/05/22 14:39	01/06/22 15:26	1
2,4-Dinitrotoluene	0.020	U	0.020	0.0017	mg/L		01/05/22 14:39	01/06/22 15:26	1
2-Methylphenol	0.020	U	0.020	0.0016	mg/L		01/05/22 14:39	01/06/22 15:26	1
3-Methylphenol	0.040	U	0.040	0.0016	mg/L		01/05/22 14:39	01/06/22 15:26	1
4-Methylphenol	0.040	U	0.040	0.0014	mg/L		01/05/22 14:39	01/06/22 15:26	1
Hexachlorobenzene	0.020	U	0.020	0.0020	mg/L		01/05/22 14:39	01/06/22 15:26	1
Hexachlorobutadiene	0.020	U	0.020	0.0027	mg/L		01/05/22 14:39	01/06/22 15:26	1
Hexachloroethane	0.020	U	0.020	0.0023	mg/L		01/05/22 14:39	01/06/22 15:26	1
Nitrobenzene	0.020	U	0.020	0.0011	mg/L		01/05/22 14:39	01/06/22 15:26	1
Pentachlorophenol	0.040	U	0.040	0.0088	mg/L		01/05/22 14:39	01/06/22 15:26	1
Pyridine	0.10	U	0.10	0.0016	mg/L		01/05/22 14:39	01/06/22 15:26	1

Surrogate	*%Recovery*	*Qualifier*	*Limits*	*Prepared*	*Analyzed*	*Dil Fac*
2,4,6-Tribromophenol (Surr)	*97*		*41 - 120*	*01/05/22 14:39*	*01/06/22 15:26*	*1*
2-Fluorobiphenyl (Surr)	*92*		*48 - 120*	*01/05/22 14:39*	*01/06/22 15:26*	*1*
2-Fluorophenol (Surr)	*45*		*35 - 120*	*01/05/22 14:39*	*01/06/22 15:26*	*1*
Nitrobenzene-d5 (Surr)	*76*		*46 - 120*	*01/05/22 14:39*	*01/06/22 15:26*	*1*
Phenol-d5 (Surr)	*31*		*22 - 120*	*01/05/22 14:39*	*01/06/22 15:26*	*1*
p-Terphenyl-d14 (Surr)	*101*		*60 - 148*	*01/05/22 14:39*	*01/06/22 15:26*	*1*

Method: 8081B - Organochlorine Pesticides (GC) - TCLP

Analyte	Result	Qualifier	RL	MDL	Unit	D	Prepared	Analyzed	Dil Fac
gamma-BHC (Lindane)	0.00020	U *+	0.00020	0.0000060	mg/L		01/05/22 11:24	01/06/22 14:13	1
Chlordane (technical)	0.0020	U	0.0020	0.000029	mg/L		01/05/22 11:24	01/06/22 14:13	1
Endrin	0.00020	U	0.00020	0.000014	mg/L		01/05/22 11:24	01/06/22 14:13	1
Heptachlor	0.00020	U *+	0.00020	0.0000085	mg/L		01/05/22 11:24	01/06/22 14:13	1
Heptachlor epoxide	0.00020	U *+	0.00020	0.0000053	mg/L		01/05/22 11:24	01/06/22 14:13	1
Methoxychlor	0.00020	U	0.00020	0.000014	mg/L		01/05/22 11:24	01/06/22 14:13	1
Toxaphene	0.0020	U	0.0020	0.00012	mg/L		01/05/22 11:24	01/06/22 14:13	1

Surrogate	*%Recovery*	*Qualifier*	*Limits*	*Prepared*	*Analyzed*	*Dil Fac*
DCB Decachlorobiphenyl	*93*		*20 - 120*	*01/05/22 11:24*	*01/06/22 14:13*	*1*
Tetrachloro-m-xylene	*92*		*44 - 120*	*01/05/22 11:24*	*01/06/22 14:13*	*1*

Method: 8151 - TCLP Herbicides - TCLP

Analyte	Result	Qualifier	RL	MDL	Unit	D	Prepared	Analyzed	Dil Fac
2,4-D	0.0020	U	0.0020	0.00040	mg/L		01/06/22 09:01	01/07/22 15:56	1
Silvex (2,4,5-TP)	0.0020	U	0.0020	0.00036	mg/L		01/06/22 09:01	01/07/22 15:56	1

Surrogate	*%Recovery*	*Qualifier*	*Limits*	*Prepared*	*Analyzed*	*Dil Fac*
2,4-Dichlorophenylacetic acid	*9*	*S1-*	*48 - 132*	*01/06/22 09:01*	*01/07/22 15:56*	*1*

Method: 6010C - Metals (ICP) - TCLP

Analyte	Result	Qualifier	RL	MDL	Unit	D	Prepared	Analyzed	Dil Fac
Arsenic	0.015	U	0.015	0.0056	mg/L		01/06/22 08:15	01/06/22 14:27	1
Barium	**0.21**	**J**	1.0	0.10	mg/L		01/06/22 08:15	01/06/22 14:27	1
Cadmium	**0.0015**	**J**	0.0020	0.00050	mg/L		01/06/22 08:15	01/06/22 14:27	1
Chromium	0.020	U	0.020	0.010	mg/L		01/06/22 08:15	01/06/22 14:27	1
Lead	**0.0051**	**J B**	0.020	0.0030	mg/L		01/06/22 08:15	01/06/22 14:27	1

Client Sample ID: PS15

Lab Sample ID: 480-193831-15

Date Collected: 12/28/21 14:36
Matrix: Solid
Date Received: 12/29/21 13:40

Method: 6010C - Metals (ICP) - TCLP (Continued)

Analyte	Result	Qualifier	RL	MDL	Unit	D	Prepared	Analyzed	Dil Fac
Selenium	0.025	U	0.025	0.0087	mg/L		01/06/22 08:15	01/06/22 14:27	1
Silver	0.0060	U	0.0060	0.0017	mg/L		01/06/22 08:15	01/06/22 14:27	1

Method: 7470A - TCLP Mercury - TCLP

Analyte	Result	Qualifier	RL	MDL	Unit	D	Prepared	Analyzed	Dil Fac
Mercury	0.00020	U	0.00020	0.000043	mg/L		01/12/22 13:35	01/12/22 16:21	1

General Chemistry

Analyte	Result	Qualifier	RL	MDL	Unit	D	Prepared	Analyzed	Dil Fac
Cyanide, Reactive	10	U	10	10	mg/Kg		01/04/22 08:10	01/05/22 10:24	1
Sulfide, Reactive	10	U	10	10	mg/Kg		01/04/22 08:10	01/04/22 15:12	1

Analyte	Result	Qualifier	RL	RL	Unit	D	Prepared	Analyzed	Dil Fac
Flashpoint	**>175**	***- ^-**	50.0	50.0	Degrees F			01/10/22 16:22	1
pH	**7.8**	**HF**	0.1	0.1	SU			01/04/22 11:00	1
Temperature	**19.5**	**HF**	0.001	0.001	Degrees C			01/04/22 11:00	1

Client Sample ID: PS15

Lab Sample ID: 480-193831-15

Date Collected: 12/28/21 14:36
Matrix: Solid
Date Received: 12/29/21 13:40
Percent Solids: 87.2

Method: 8015D - Gasoline Range Organics (GRO) (GC)

Analyte	Result	Qualifier	RL	MDL	Unit	D	Prepared	Analyzed	Dil Fac
Gasoline Range Organics [C6 - C10]	1.4	U	1.4	0.37	mg/Kg	☼	01/03/22 07:07	01/03/22 23:30	1

Surrogate	*%Recovery*	*Qualifier*	*Limits*	*Prepared*	*Analyzed*	*Dil Fac*
a,a,a-Trifluorotoluene	*78*		*46 - 156*	*01/03/22 07:07*	*01/03/22 23:30*	*1*

Method: 8015D - Diesel Range Organics (DRO) (GC)

Analyte	Result	Qualifier	RL	MDL	Unit	D	Prepared	Analyzed	Dil Fac
Diesel Range Organics [C10-C28]	19	U	19	5.7	mg/Kg	☼	12/30/21 14:28	01/04/22 00:03	1

Surrogate	*%Recovery*	*Qualifier*	*Limits*	*Prepared*	*Analyzed*	*Dil Fac*
o-Terphenyl	*82*		*48 - 125*	*12/30/21 14:28*	*01/04/22 00:03*	*1*

Method: 8082A - Polychlorinated Biphenyls (PCBs) by Gas Chromatography

Analyte	Result	Qualifier	RL	MDL	Unit	D	Prepared	Analyzed	Dil Fac
PCB-1016	0.25	U	0.25	0.050	mg/Kg	☼	01/03/22 09:57	01/04/22 21:42	1
PCB-1221	0.25	U	0.25	0.050	mg/Kg	☼	01/03/22 09:57	01/04/22 21:42	1
PCB-1232	0.25	U	0.25	0.050	mg/Kg	☼	01/03/22 09:57	01/04/22 21:42	1
PCB-1242	0.25	U	0.25	0.050	mg/Kg	☼	01/03/22 09:57	01/04/22 21:42	1
PCB-1248	0.25	U	0.25	0.050	mg/Kg	☼	01/03/22 09:57	01/04/22 21:42	1
PCB-1254	0.25	U	0.25	0.12	mg/Kg	☼	01/03/22 09:57	01/04/22 21:42	1
PCB-1260	0.25	U	0.25	0.12	mg/Kg	☼	01/03/22 09:57	01/04/22 21:42	1
PCB-1262	0.25	U	0.25	0.12	mg/Kg	☼	01/03/22 09:57	01/04/22 21:42	1
PCB-1268	0.25	U	0.25	0.12	mg/Kg	☼	01/03/22 09:57	01/04/22 21:42	1

Surrogate	*%Recovery*	*Qualifier*	*Limits*	*Prepared*	*Analyzed*	*Dil Fac*
DCB Decachlorobiphenyl	*149*		*65 - 174*	*01/03/22 09:57*	*01/04/22 21:42*	*1*
Tetrachloro-m-xylene	*134*		*60 - 154*	*01/03/22 09:57*	*01/04/22 21:42*	*1*

Client Sample Results

Client: Brydges Engineering in Environment & Energy DPC
Project/Site: Pilgrim Village Senior

Job ID: 480-193831-1

Client Sample ID: PS16

Date Collected: 12/28/21 14:42
Date Received: 12/29/21 13:40

Lab Sample ID: 480-193831-16

Matrix: Solid

Method: 8260C - TCLP Volatiles - TCLP

Analyte	Result	Qualifier	RL	MDL	Unit	D	Prepared	Analyzed	Dil Fac
1,1-Dichloroethene	0.010	U	0.010	0.0029	mg/L			01/06/22 13:45	10
1,2-Dichloroethane	0.010	U	0.010	0.0021	mg/L			01/06/22 13:45	10
2-Butanone (MEK)	0.050	U	0.050	0.013	mg/L			01/06/22 13:45	10
Benzene	0.010	U	0.010	0.0041	mg/L			01/06/22 13:45	10
Carbon tetrachloride	0.010	U	0.010	0.0027	mg/L			01/06/22 13:45	10
Chlorobenzene	0.010	U	0.010	0.0075	mg/L			01/06/22 13:45	10
Chloroform	0.010	U	0.010	0.0034	mg/L			01/06/22 13:45	10
Tetrachloroethene	0.010	U	0.010	0.0036	mg/L			01/06/22 13:45	10
Trichloroethene	0.010	U	0.010	0.0046	mg/L			01/06/22 13:45	10
Vinyl chloride	0.010	U	0.010	0.0090	mg/L			01/06/22 13:45	10

Surrogate	*%Recovery*	*Qualifier*	*Limits*	*Prepared*	*Analyzed*	*Dil Fac*
1,2-Dichloroethane-d4 (Surr)	*99*		*77 - 120*		*01/06/22 13:45*	*10*
4-Bromofluorobenzene (Surr)	*102*		*73 - 120*		*01/06/22 13:45*	*10*
Dibromofluoromethane (Surr)	*97*		*75 - 123*		*01/06/22 13:45*	*10*
Toluene-d8 (Surr)	*100*		*80 - 120*		*01/06/22 13:45*	*10*

Method: 8270D - Semivolatile Organic Compounds (GC/MS) - TCLP

Analyte	Result	Qualifier	RL	MDL	Unit	D	Prepared	Analyzed	Dil Fac
1,4-Dichlorobenzene	0.040	U	0.040	0.0018	mg/L		01/05/22 14:39	01/06/22 15:50	1
2,4,5-Trichlorophenol	0.020	U	0.020	0.0019	mg/L		01/05/22 14:39	01/06/22 15:50	1
2,4,6-Trichlorophenol	0.020	U	0.020	0.0024	mg/L		01/05/22 14:39	01/06/22 15:50	1
2,4-Dinitrotoluene	0.020	U	0.020	0.0017	mg/L		01/05/22 14:39	01/06/22 15:50	1
2-Methylphenol	0.020	U	0.020	0.0016	mg/L		01/05/22 14:39	01/06/22 15:50	1
3-Methylphenol	0.040	U	0.040	0.0016	mg/L		01/05/22 14:39	01/06/22 15:50	1
4-Methylphenol	0.040	U	0.040	0.0014	mg/L		01/05/22 14:39	01/06/22 15:50	1
Hexachlorobenzene	0.020	U	0.020	0.0020	mg/L		01/05/22 14:39	01/06/22 15:50	1
Hexachlorobutadiene	0.020	U	0.020	0.0027	mg/L		01/05/22 14:39	01/06/22 15:50	1
Hexachloroethane	0.020	U	0.020	0.0023	mg/L		01/05/22 14:39	01/06/22 15:50	1
Nitrobenzene	0.020	U	0.020	0.0011	mg/L		01/05/22 14:39	01/06/22 15:50	1
Pentachlorophenol	0.040	U	0.040	0.0088	mg/L		01/05/22 14:39	01/06/22 15:50	1
Pyridine	0.10	U	0.10	0.0016	mg/L		01/05/22 14:39	01/06/22 15:50	1

Surrogate	*%Recovery*	*Qualifier*	*Limits*	*Prepared*	*Analyzed*	*Dil Fac*
2,4,6-Tribromophenol (Surr)	*101*		*41 - 120*	*01/05/22 14:39*	*01/06/22 15:50*	*1*
2-Fluorobiphenyl (Surr)	*106*		*48 - 120*	*01/05/22 14:39*	*01/06/22 15:50*	*1*
2-Fluorophenol (Surr)	*55*		*35 - 120*	*01/05/22 14:39*	*01/06/22 15:50*	*1*
Nitrobenzene-d5 (Surr)	*90*		*46 - 120*	*01/05/22 14:39*	*01/06/22 15:50*	*1*
Phenol-d5 (Surr)	*37*		*22 - 120*	*01/05/22 14:39*	*01/06/22 15:50*	*1*
p-Terphenyl-d14 (Surr)	*112*		*60 - 148*	*01/05/22 14:39*	*01/06/22 15:50*	*1*

Method: 8081B - Organochlorine Pesticides (GC) - TCLP

Analyte	Result	Qualifier	RL	MDL	Unit	D	Prepared	Analyzed	Dil Fac
gamma-BHC (Lindane)	0.00020	U *+	0.00020	0.0000060	mg/L		01/05/22 11:24	01/06/22 14:32	1
Chlordane (technical)	0.0020	U	0.0020	0.000029	mg/L		01/05/22 11:24	01/06/22 14:32	1
Endrin	0.00020	U	0.00020	0.000014	mg/L		01/05/22 11:24	01/06/22 14:32	1
Heptachlor	0.00020	U *+	0.00020	0.0000085	mg/L		01/05/22 11:24	01/06/22 14:32	1
Heptachlor epoxide	0.00020	U *+	0.00020	0.0000053	mg/L		01/05/22 11:24	01/06/22 14:32	1
Methoxychlor	0.00020	U	0.00020	0.000014	mg/L		01/05/22 11:24	01/06/22 14:32	1
Toxaphene	0.0020	U	0.0020	0.00012	mg/L		01/05/22 11:24	01/06/22 14:32	1

Client Sample ID: PS16
Lab Sample ID: 480-193831-16

Date Collected: 12/28/21 14:42
Matrix: Solid
Date Received: 12/29/21 13:40

Surrogate	*%Recovery*	*Qualifier*	*Limits*	*Prepared*	*Analyzed*	*Dil Fac*
DCB Decachlorobiphenyl	*92*		*20 - 120*	*01/05/22 11:24*	*01/06/22 14:32*	*1*
Tetrachloro-m-xylene	*89*		*44 - 120*	*01/05/22 11:24*	*01/06/22 14:32*	*1*

Method: 8151 - TCLP Herbicides - TCLP

Analyte	Result	Qualifier	RL	MDL	Unit	D	Prepared	Analyzed	Dil Fac
2,4-D	0.0020	U	0.0020	0.00040	mg/L		01/06/22 09:01	01/07/22 16:26	1
Silvex (2,4,5-TP)	0.0020	U	0.0020	0.00036	mg/L		01/06/22 09:01	01/07/22 16:26	1

Surrogate	*%Recovery*	*Qualifier*	*Limits*	*Prepared*	*Analyzed*	*Dil Fac*
2,4-Dichlorophenylacetic acid	*12*	*S1-*	*48 - 132*	*01/06/22 09:01*	*01/07/22 16:26*	*1*

Method: 6010C - Metals (ICP) - TCLP

Analyte	Result	Qualifier	RL	MDL	Unit	D	Prepared	Analyzed	Dil Fac
Arsenic	0.015	U	0.015	0.0056	mg/L		01/06/22 08:15	01/06/22 14:31	1
Barium	**0.26**	**J**	1.0	0.10	mg/L		01/06/22 08:15	01/06/22 14:31	1
Cadmium	**0.0016**	**J**	0.0020	0.00050	mg/L		01/06/22 08:15	01/06/22 14:31	1
Chromium	0.020	U	0.020	0.010	mg/L		01/06/22 08:15	01/06/22 14:31	1
Lead	0.020	U	0.020	0.0030	mg/L		01/06/22 08:15	01/06/22 14:31	1
Selenium	0.025	U	0.025	0.0087	mg/L		01/06/22 08:15	01/06/22 14:31	1
Silver	0.0060	U	0.0060	0.0017	mg/L		01/06/22 08:15	01/06/22 14:31	1

Method: 7470A - TCLP Mercury - TCLP

Analyte	Result	Qualifier	RL	MDL	Unit	D	Prepared	Analyzed	Dil Fac
Mercury	0.00020	U	0.00020	0.000043	mg/L		01/12/22 13:35	01/12/22 16:23	1

General Chemistry

Analyte	Result	Qualifier	RL	MDL	Unit	D	Prepared	Analyzed	Dil Fac
Cyanide, Reactive	9.9	U	9.9	9.9	mg/Kg		01/04/22 08:10	01/05/22 10:25	1
Sulfide, Reactive	9.9	U	9.9	9.9	mg/Kg		01/04/22 08:10	01/04/22 15:12	1

Analyte	Result	Qualifier	RL	RL	Unit	D	Prepared	Analyzed	Dil Fac
Flashpoint	**>180**		50.0	50.0	Degrees F			01/10/22 16:05	1
pH	**8.1**	**HF**	0.1	0.1	SU			01/04/22 11:00	1
Temperature	**19.5**	**HF**	0.001	0.001	Degrees C			01/04/22 11:00	1

Client Sample ID: PS16
Lab Sample ID: 480-193831-16

Date Collected: 12/28/21 14:42
Matrix: Solid
Date Received: 12/29/21 13:40
Percent Solids: 86.7

Method: 8015D - Gasoline Range Organics (GRO) (GC)

Analyte	Result	Qualifier	RL	MDL	Unit	D	Prepared	Analyzed	Dil Fac
Gasoline Range Organics [C6 - C10]	**1.1**	**J**	1.4	0.36	mg/Kg	☼	01/03/22 07:07	01/04/22 00:05	1

Surrogate	*%Recovery*	*Qualifier*	*Limits*	*Prepared*	*Analyzed*	*Dil Fac*
a,a,a-Trifluorotoluene	*93*		*46 - 156*	*01/03/22 07:07*	*01/04/22 00:05*	*1*

Method: 8015D - Diesel Range Organics (DRO) (GC)

Analyte	Result	Qualifier	RL	MDL	Unit	D	Prepared	Analyzed	Dil Fac
Diesel Range Organics [C10-C28]	19	U	19	5.7	mg/Kg	☼	01/03/22 08:28	01/04/22 04:12	1

Surrogate	*%Recovery*	*Qualifier*	*Limits*	*Prepared*	*Analyzed*	*Dil Fac*
o-Terphenyl	*88*		*48 - 125*	*01/03/22 08:28*	*01/04/22 04:12*	*1*

Client Sample ID: PS16

Lab Sample ID: 480-193831-16

Date Collected: 12/28/21 14:42
Matrix: Solid
Date Received: 12/29/21 13:40
Percent Solids: 86.7

Method: 8082A - Polychlorinated Biphenyls (PCBs) by Gas Chromatography

Analyte	Result	Qualifier	RL	MDL	Unit	D	Prepared	Analyzed	Dil Fac
PCB-1016	0.28	U	0.28	0.054	mg/Kg	☼	01/03/22 09:57	01/04/22 21:55	1
PCB-1221	0.28	U	0.28	0.054	mg/Kg	☼	01/03/22 09:57	01/04/22 21:55	1
PCB-1232	0.28	U	0.28	0.054	mg/Kg	☼	01/03/22 09:57	01/04/22 21:55	1
PCB-1242	0.28	U	0.28	0.054	mg/Kg	☼	01/03/22 09:57	01/04/22 21:55	1
PCB-1248	0.28	U	0.28	0.054	mg/Kg	☼	01/03/22 09:57	01/04/22 21:55	1
PCB-1254	0.28	U	0.28	0.13	mg/Kg	☼	01/03/22 09:57	01/04/22 21:55	1
PCB-1260	0.28	U	0.28	0.13	mg/Kg	☼	01/03/22 09:57	01/04/22 21:55	1
PCB-1262	0.28	U	0.28	0.13	mg/Kg	☼	01/03/22 09:57	01/04/22 21:55	1
PCB-1268	0.28	U	0.28	0.13	mg/Kg	☼	01/03/22 09:57	01/04/22 21:55	1

Surrogate	*%Recovery*	*Qualifier*	*Limits*	*Prepared*	*Analyzed*	*Dil Fac*
DCB Decachlorobiphenyl	*146*		*65 - 174*	*01/03/22 09:57*	*01/04/22 21:55*	*1*
Tetrachloro-m-xylene	*124*		*60 - 154*	*01/03/22 09:57*	*01/04/22 21:55*	*1*

Client Sample ID: PS17

Lab Sample ID: 480-193831-17

Date Collected: 12/28/21 14:48
Matrix: Solid
Date Received: 12/29/21 13:40

Method: 8260C - TCLP Volatiles - TCLP

Analyte	Result	Qualifier	RL	MDL	Unit	D	Prepared	Analyzed	Dil Fac
1,1-Dichloroethene	0.010	U	0.010	0.0029	mg/L			01/06/22 14:08	10
1,2-Dichloroethane	0.010	U	0.010	0.0021	mg/L			01/06/22 14:08	10
2-Butanone (MEK)	0.050	U	0.050	0.013	mg/L			01/06/22 14:08	10
Benzene	0.010	U	0.010	0.0041	mg/L			01/06/22 14:08	10
Carbon tetrachloride	0.010	U	0.010	0.0027	mg/L			01/06/22 14:08	10
Chlorobenzene	0.010	U	0.010	0.0075	mg/L			01/06/22 14:08	10
Chloroform	0.010	U	0.010	0.0034	mg/L			01/06/22 14:08	10
Tetrachloroethene	0.010	U	0.010	0.0036	mg/L			01/06/22 14:08	10
Trichloroethene	0.010	U	0.010	0.0046	mg/L			01/06/22 14:08	10
Vinyl chloride	0.010	U	0.010	0.0090	mg/L			01/06/22 14:08	10

Surrogate	*%Recovery*	*Qualifier*	*Limits*	*Prepared*	*Analyzed*	*Dil Fac*
1,2-Dichloroethane-d4 (Surr)	*99*		*77 - 120*		*01/06/22 14:08*	*10*
4-Bromofluorobenzene (Surr)	*101*		*73 - 120*		*01/06/22 14:08*	*10*
Dibromofluoromethane (Surr)	*100*		*75 - 123*		*01/06/22 14:08*	*10*
Toluene-d8 (Surr)	*98*		*80 - 120*		*01/06/22 14:08*	*10*

Method: 8270D - Semivolatile Organic Compounds (GC/MS) - TCLP

Analyte	Result	Qualifier	RL	MDL	Unit	D	Prepared	Analyzed	Dil Fac
1,4-Dichlorobenzene	0.040	U	0.040	0.0018	mg/L		01/05/22 14:39	01/06/22 16:15	1
2,4,5-Trichlorophenol	0.020	U	0.020	0.0019	mg/L		01/05/22 14:39	01/06/22 16:15	1
2,4,6-Trichlorophenol	0.020	U	0.020	0.0024	mg/L		01/05/22 14:39	01/06/22 16:15	1
2,4-Dinitrotoluene	0.020	U	0.020	0.0017	mg/L		01/05/22 14:39	01/06/22 16:15	1
2-Methylphenol	0.020	U	0.020	0.0016	mg/L		01/05/22 14:39	01/06/22 16:15	1
3-Methylphenol	0.040	U	0.040	0.0016	mg/L		01/05/22 14:39	01/06/22 16:15	1
4-Methylphenol	0.040	U	0.040	0.0014	mg/L		01/05/22 14:39	01/06/22 16:15	1
Hexachlorobenzene	0.020	U	0.020	0.0020	mg/L		01/05/22 14:39	01/06/22 16:15	1
Hexachlorobutadiene	0.020	U	0.020	0.0027	mg/L		01/05/22 14:39	01/06/22 16:15	1
Hexachloroethane	0.020	U	0.020	0.0023	mg/L		01/05/22 14:39	01/06/22 16:15	1
Nitrobenzene	0.020	U	0.020	0.0011	mg/L		01/05/22 14:39	01/06/22 16:15	1
Pentachlorophenol	0.040	U	0.040	0.0088	mg/L		01/05/22 14:39	01/06/22 16:15	1

Client Sample ID: PS17

Date Collected: 12/28/21 14:48
Date Received: 12/29/21 13:40

Lab Sample ID: 480-193831-17

Matrix: Solid

Method: 8270D - Semivolatile Organic Compounds (GC/MS) - TCLP (Continued)

Analyte	Result	Qualifier	RL	MDL	Unit	D	Prepared	Analyzed	Dil Fac
Pyridine	0.10	U	0.10	0.0016	mg/L		01/05/22 14:39	01/06/22 16:15	1

Surrogate	*%Recovery*	*Qualifier*	*Limits*	*Prepared*	*Analyzed*	*Dil Fac*
2,4,6-Tribromophenol (Surr)	*95*		*41 - 120*	*01/05/22 14:39*	*01/06/22 16:15*	*1*
2-Fluorobiphenyl (Surr)	*91*		*48 - 120*	*01/05/22 14:39*	*01/06/22 16:15*	*1*
2-Fluorophenol (Surr)	*46*		*35 - 120*	*01/05/22 14:39*	*01/06/22 16:15*	*1*
Nitrobenzene-d5 (Surr)	*78*		*46 - 120*	*01/05/22 14:39*	*01/06/22 16:15*	*1*
Phenol-d5 (Surr)	*32*		*22 - 120*	*01/05/22 14:39*	*01/06/22 16:15*	*1*
p-Terphenyl-d14 (Surr)	*102*		*60 - 148*	*01/05/22 14:39*	*01/06/22 16:15*	*1*

Method: 8081B - Organochlorine Pesticides (GC) - TCLP

Analyte	Result	Qualifier	RL	MDL	Unit	D	Prepared	Analyzed	Dil Fac
gamma-BHC (Lindane)	0.00020	U *+	0.00020	0.0000060	mg/L		01/05/22 11:24	01/06/22 14:52	1
Chlordane (technical)	0.0020	U	0.0020	0.000029	mg/L		01/05/22 11:24	01/06/22 14:52	1
Endrin	0.00020	U	0.00020	0.000014	mg/L		01/05/22 11:24	01/06/22 14:52	1
Heptachlor	0.00020	U *+	0.00020	0.0000085	mg/L		01/05/22 11:24	01/06/22 14:52	1
Heptachlor epoxide	0.00020	U *+	0.00020	0.0000053	mg/L		01/05/22 11:24	01/06/22 14:52	1
Methoxychlor	0.00020	U	0.00020	0.000014	mg/L		01/05/22 11:24	01/06/22 14:52	1
Toxaphene	0.0020	U	0.0020	0.00012	mg/L		01/05/22 11:24	01/06/22 14:52	1

Surrogate	*%Recovery*	*Qualifier*	*Limits*	*Prepared*	*Analyzed*	*Dil Fac*
DCB Decachlorobiphenyl	*82*		*20 - 120*	*01/05/22 11:24*	*01/06/22 14:52*	*1*
Tetrachloro-m-xylene	*86*		*44 - 120*	*01/05/22 11:24*	*01/06/22 14:52*	*1*

Method: 8151 - TCLP Herbicides - TCLP

Analyte	Result	Qualifier	RL	MDL	Unit	D	Prepared	Analyzed	Dil Fac
2,4-D	0.0020	U	0.0020	0.00040	mg/L		01/06/22 09:01	01/07/22 16:56	1
Silvex (2,4,5-TP)	0.0020	U	0.0020	0.00036	mg/L		01/06/22 09:01	01/07/22 16:56	1

Surrogate	*%Recovery*	*Qualifier*	*Limits*	*Prepared*	*Analyzed*	*Dil Fac*
2,4-Dichlorophenylacetic acid	*17*	*S1-*	*48 - 132*	*01/06/22 09:01*	*01/07/22 16:56*	*1*

Method: 6010C - Metals (ICP) - TCLP

Analyte	Result	Qualifier	RL	MDL	Unit	D	Prepared	Analyzed	Dil Fac
Arsenic	0.015	U	0.015	0.0056	mg/L		01/06/22 08:15	01/06/22 14:46	1
Barium	**0.73**	**J**	1.0	0.10	mg/L		01/06/22 08:15	01/06/22 14:46	1
Cadmium	**0.0011**	**J**	0.0020	0.00050	mg/L		01/06/22 08:15	01/06/22 14:46	1
Chromium	0.020	U	0.020	0.010	mg/L		01/06/22 08:15	01/06/22 14:46	1
Lead	**0.020**	**B**	0.020	0.0030	mg/L		01/06/22 08:15	01/06/22 14:46	1
Selenium	0.025	U	0.025	0.0087	mg/L		01/06/22 08:15	01/06/22 14:46	1
Silver	0.0060	U	0.0060	0.0017	mg/L		01/06/22 08:15	01/06/22 14:46	1

Method: 7470A - TCLP Mercury - TCLP

Analyte	Result	Qualifier	RL	MDL	Unit	D	Prepared	Analyzed	Dil Fac
Mercury	0.00020	U	0.00020	0.000043	mg/L		01/12/22 13:35	01/12/22 16:24	1

General Chemistry

Analyte	Result	Qualifier	RL	MDL	Unit	D	Prepared	Analyzed	Dil Fac
Cyanide, Reactive	9.9	U	9.9	9.9	mg/Kg		01/04/22 08:10	01/05/22 10:27	1
Sulfide, Reactive	9.9	U	9.9	9.9	mg/Kg		01/04/22 08:10	01/04/22 15:12	1

Client Sample ID: PS17

Lab Sample ID: 480-193831-17
Date Collected: 12/28/21 14:48
Matrix: Solid
Date Received: 12/29/21 13:40

Analyte	Result	Qualifier	RL	RL	Unit	D	Prepared	Analyzed	Dil Fac
Flashpoint	>175	*- ^-	50.0	50.0	Degrees F			01/10/22 16:22	1
pH	7.5	HF	0.1	0.1	SU			01/04/22 11:00	1
Temperature	19.2	HF	0.001	0.001	Degrees C			01/04/22 11:00	1

Client Sample ID: PS17

Lab Sample ID: 480-193831-17
Date Collected: 12/28/21 14:48
Matrix: Solid
Date Received: 12/29/21 13:40
Percent Solids: 82.5

Method: 8015D - Gasoline Range Organics (GRO) (GC)

Analyte	Result	Qualifier	RL	MDL	Unit	D	Prepared	Analyzed	Dil Fac
Gasoline Range Organics [C6 - C10]	1.5	U	1.5	0.39	mg/Kg	☼	01/03/22 07:07	01/04/22 01:53	1

Surrogate	*%Recovery*	*Qualifier*	*Limits*	*Prepared*	*Analyzed*	*Dil Fac*
a,a,a-Trifluorotoluene	*84*		*46 - 156*	*01/03/22 07:07*	*01/04/22 01:53*	*1*

Method: 8015D - Diesel Range Organics (DRO) (GC)

Analyte	Result	Qualifier	RL	MDL	Unit	D	Prepared	Analyzed	Dil Fac
Diesel Range Organics [C10-C28]	6.6	J	20	6.1	mg/Kg	☼	01/03/22 08:28	01/04/22 04:47	1

Surrogate	*%Recovery*	*Qualifier*	*Limits*	*Prepared*	*Analyzed*	*Dil Fac*
o-Terphenyl	*88*		*48 - 125*	*01/03/22 08:28*	*01/04/22 04:47*	*1*

Method: 8082A - Polychlorinated Biphenyls (PCBs) by Gas Chromatography

Analyte	Result	Qualifier	RL	MDL	Unit	D	Prepared	Analyzed	Dil Fac
PCB-1016	0.28	U	0.28	0.056	mg/Kg	☼	01/03/22 09:57	01/04/22 22:08	1
PCB-1221	0.28	U	0.28	0.056	mg/Kg	☼	01/03/22 09:57	01/04/22 22:08	1
PCB-1232	0.28	U	0.28	0.056	mg/Kg	☼	01/03/22 09:57	01/04/22 22:08	1
PCB-1242	0.28	U	0.28	0.056	mg/Kg	☼	01/03/22 09:57	01/04/22 22:08	1
PCB-1248	0.28	U	0.28	0.056	mg/Kg	☼	01/03/22 09:57	01/04/22 22:08	1
PCB-1254	0.28	U	0.28	0.13	mg/Kg	☼	01/03/22 09:57	01/04/22 22:08	1
PCB-1260	0.28	U	0.28	0.13	mg/Kg	☼	01/03/22 09:57	01/04/22 22:08	1
PCB-1262	0.28	U	0.28	0.13	mg/Kg	☼	01/03/22 09:57	01/04/22 22:08	1
PCB-1268	0.28	U	0.28	0.13	mg/Kg	☼	01/03/22 09:57	01/04/22 22:08	1

Surrogate	*%Recovery*	*Qualifier*	*Limits*	*Prepared*	*Analyzed*	*Dil Fac*
DCB Decachlorobiphenyl	*152*		*65 - 174*	*01/03/22 09:57*	*01/04/22 22:08*	*1*
Tetrachloro-m-xylene	*136*		*60 - 154*	*01/03/22 09:57*	*01/04/22 22:08*	*1*

Client Sample ID: PS18

Lab Sample ID: 480-193831-18
Date Collected: 12/28/21 14:54
Matrix: Solid
Date Received: 12/29/21 13:40

Method: 8260C - TCLP Volatiles - TCLP

Analyte	Result	Qualifier	RL	MDL	Unit	D	Prepared	Analyzed	Dil Fac
1,1-Dichloroethene	0.010	U	0.010	0.0029	mg/L			01/06/22 14:31	10
1,2-Dichloroethane	0.010	U	0.010	0.0021	mg/L			01/06/22 14:31	10
2-Butanone (MEK)	0.050	U	0.050	0.013	mg/L			01/06/22 14:31	10
Benzene	0.010	U	0.010	0.0041	mg/L			01/06/22 14:31	10
Carbon tetrachloride	0.010	U	0.010	0.0027	mg/L			01/06/22 14:31	10
Chlorobenzene	0.010	U	0.010	0.0075	mg/L			01/06/22 14:31	10
Chloroform	0.010	U	0.010	0.0034	mg/L			01/06/22 14:31	10
Tetrachloroethene	0.010	U	0.010	0.0036	mg/L			01/06/22 14:31	10
Trichloroethene	0.010	U	0.010	0.0046	mg/L			01/06/22 14:31	10

Client Sample ID: PS18

Date Collected: 12/28/21 14:54
Date Received: 12/29/21 13:40

Lab Sample ID: 480-193831-18

Matrix: Solid

Method: 8260C - TCLP Volatiles - TCLP (Continued)

Analyte	Result	Qualifier	RL	MDL	Unit	D	Prepared	Analyzed	Dil Fac
Vinyl chloride	0.010	U	0.010	0.0090	mg/L			01/06/22 14:31	10

Surrogate	*%Recovery*	*Qualifier*	*Limits*	*Prepared*	*Analyzed*	*Dil Fac*
1,2-Dichloroethane-d4 (Surr)	*99*		*77 - 120*		*01/06/22 14:31*	*10*
4-Bromofluorobenzene (Surr)	*101*		*73 - 120*		*01/06/22 14:31*	*10*
Dibromofluoromethane (Surr)	*96*		*75 - 123*		*01/06/22 14:31*	*10*
Toluene-d8 (Surr)	*99*		*80 - 120*		*01/06/22 14:31*	*10*

Method: 8270D - Semivolatile Organic Compounds (GC/MS) - TCLP

Analyte	Result	Qualifier	RL	MDL	Unit	D	Prepared	Analyzed	Dil Fac
1,4-Dichlorobenzene	0.040	U	0.040	0.0018	mg/L		01/05/22 14:39	01/06/22 16:40	1
2,4,5-Trichlorophenol	0.020	U	0.020	0.0019	mg/L		01/05/22 14:39	01/06/22 16:40	1
2,4,6-Trichlorophenol	0.020	U	0.020	0.0024	mg/L		01/05/22 14:39	01/06/22 16:40	1
2,4-Dinitrotoluene	0.020	U	0.020	0.0017	mg/L		01/05/22 14:39	01/06/22 16:40	1
2-Methylphenol	0.020	U	0.020	0.0016	mg/L		01/05/22 14:39	01/06/22 16:40	1
3-Methylphenol	0.040	U	0.040	0.0016	mg/L		01/05/22 14:39	01/06/22 16:40	1
4-Methylphenol	0.040	U	0.040	0.0014	mg/L		01/05/22 14:39	01/06/22 16:40	1
Hexachlorobenzene	0.020	U	0.020	0.0020	mg/L		01/05/22 14:39	01/06/22 16:40	1
Hexachlorobutadiene	0.020	U	0.020	0.0027	mg/L		01/05/22 14:39	01/06/22 16:40	1
Hexachloroethane	0.020	U	0.020	0.0023	mg/L		01/05/22 14:39	01/06/22 16:40	1
Nitrobenzene	0.020	U	0.020	0.0011	mg/L		01/05/22 14:39	01/06/22 16:40	1
Pentachlorophenol	0.040	U	0.040	0.0088	mg/L		01/05/22 14:39	01/06/22 16:40	1
Pyridine	0.10	U	0.10	0.0016	mg/L		01/05/22 14:39	01/06/22 16:40	1

Surrogate	*%Recovery*	*Qualifier*	*Limits*	*Prepared*	*Analyzed*	*Dil Fac*
2,4,6-Tribromophenol (Surr)	*90*		*41 - 120*	*01/05/22 14:39*	*01/06/22 16:40*	*1*
2-Fluorobiphenyl (Surr)	*80*		*48 - 120*	*01/05/22 14:39*	*01/06/22 16:40*	*1*
2-Fluorophenol (Surr)	*38*		*35 - 120*	*01/05/22 14:39*	*01/06/22 16:40*	*1*
Nitrobenzene-d5 (Surr)	*66*		*46 - 120*	*01/05/22 14:39*	*01/06/22 16:40*	*1*
Phenol-d5 (Surr)	*26*		*22 - 120*	*01/05/22 14:39*	*01/06/22 16:40*	*1*
p-Terphenyl-d14 (Surr)	*101*		*60 - 148*	*01/05/22 14:39*	*01/06/22 16:40*	*1*

Method: 8081B - Organochlorine Pesticides (GC) - TCLP

Analyte	Result	Qualifier	RL	MDL	Unit	D	Prepared	Analyzed	Dil Fac
gamma-BHC (Lindane)	0.00020	U *+	0.00020	0.0000060	mg/L		01/05/22 11:24	01/06/22 15:12	1
Chlordane (technical)	0.0020	U	0.0020	0.000029	mg/L		01/05/22 11:24	01/06/22 15:12	1
Endrin	0.00020	U	0.00020	0.000014	mg/L		01/05/22 11:24	01/06/22 15:12	1
Heptachlor	0.00020	U *+	0.00020	0.0000085	mg/L		01/05/22 11:24	01/06/22 15:12	1
Heptachlor epoxide	0.00020	U *+	0.00020	0.0000053	mg/L		01/05/22 11:24	01/06/22 15:12	1
Methoxychlor	0.00020	U	0.00020	0.000014	mg/L		01/05/22 11:24	01/06/22 15:12	1
Toxaphene	0.0020	U	0.0020	0.00012	mg/L		01/05/22 11:24	01/06/22 15:12	1

Surrogate	*%Recovery*	*Qualifier*	*Limits*	*Prepared*	*Analyzed*	*Dil Fac*
DCB Decachlorobiphenyl	*70*		*20 - 120*	*01/05/22 11:24*	*01/06/22 15:12*	*1*
Tetrachloro-m-xylene	*83*		*44 - 120*	*01/05/22 11:24*	*01/06/22 15:12*	*1*

Method: 8151 - TCLP Herbicides - TCLP

Analyte	Result	Qualifier	RL	MDL	Unit	D	Prepared	Analyzed	Dil Fac
2,4-D	0.0020	U	0.0020	0.00040	mg/L		01/06/22 09:01	01/07/22 17:25	1
Silvex (2,4,5-TP)	0.0020	U	0.0020	0.00036	mg/L		01/06/22 09:01	01/07/22 17:25	1

Client Sample ID: PS18

Lab Sample ID: 480-193831-18

Date Collected: 12/28/21 14:54
Matrix: Solid
Date Received: 12/29/21 13:40

Surrogate	%Recovery	Qualifier	Limits	Prepared	Analyzed	Dil Fac
2,4-Dichlorophenylacetic acid	11	S1-	48 - 132	01/06/22 09:01	01/07/22 17:25	1

Method: 6010C - Metals (ICP) - TCLP

Analyte	Result	Qualifier	RL	MDL	Unit	D	Prepared	Analyzed	Dil Fac
Arsenic	0.015	U	0.015	0.0056	mg/L		01/06/22 08:15	01/06/22 14:50	1
Barium	**0.70**	**J**	1.0	0.10	mg/L		01/06/22 08:15	01/06/22 14:50	1
Cadmium	**0.0013**	**J**	0.0020	0.00050	mg/L		01/06/22 08:15	01/06/22 14:50	1
Chromium	0.020	U	0.020	0.010	mg/L		01/06/22 08:15	01/06/22 14:50	1
Lead	**0.011**	**J B**	0.020	0.0030	mg/L		01/06/22 08:15	01/06/22 14:50	1
Selenium	0.025	U	0.025	0.0087	mg/L		01/06/22 08:15	01/06/22 14:50	1
Silver	0.0060	U	0.0060	0.0017	mg/L		01/06/22 08:15	01/06/22 14:50	1

Method: 7470A - TCLP Mercury - TCLP

Analyte	Result	Qualifier	RL	MDL	Unit	D	Prepared	Analyzed	Dil Fac
Mercury	0.00020	U	0.00020	0.000043	mg/L		01/12/22 13:35	01/12/22 16:25	1

General Chemistry

Analyte	Result	Qualifier	RL	MDL	Unit	D	Prepared	Analyzed	Dil Fac
Cyanide, Reactive	10	U	10	10	mg/Kg		01/04/22 08:10	01/05/22 10:31	1
Sulfide, Reactive	10	U	10	10	mg/Kg		01/04/22 08:10	01/04/22 15:12	1

Analyte	Result	Qualifier	RL	RL	Unit	D	Prepared	Analyzed	Dil Fac
Flashpoint	**>180**		50.0	50.0	Degrees F			01/10/22 16:05	1
pH	**6.5**	**HF**	0.1	0.1	SU			01/04/22 11:00	1
Temperature	**19.1**	**HF**	0.001	0.001	Degrees C			01/04/22 11:00	1

Client Sample ID: PS18

Lab Sample ID: 480-193831-18

Date Collected: 12/28/21 14:54
Matrix: Solid
Date Received: 12/29/21 13:40
Percent Solids: 82.4

Method: 8015D - Gasoline Range Organics (GRO) (GC)

Analyte	Result	Qualifier	RL	MDL	Unit	D	Prepared	Analyzed	Dil Fac
Gasoline Range Organics [C6 - C10]	**1.1**	**J**	1.4	0.36	mg/Kg	☼	01/03/22 07:07	01/04/22 02:28	1

Surrogate	%Recovery	Qualifier	Limits	Prepared	Analyzed	Dil Fac
a,a,a-Trifluorotoluene	72		46 - 156	01/03/22 07:07	01/04/22 02:28	1

Method: 8015D - Diesel Range Organics (DRO) (GC)

Analyte	Result	Qualifier	RL	MDL	Unit	D	Prepared	Analyzed	Dil Fac
Diesel Range Organics [C10-C28]	**13**	**J**	20	6.0	mg/Kg	☼	01/03/22 08:28	01/04/22 05:23	1

Surrogate	%Recovery	Qualifier	Limits	Prepared	Analyzed	Dil Fac
o-Terphenyl	84		48 - 125	01/03/22 08:28	01/04/22 05:23	1

Method: 8082A - Polychlorinated Biphenyls (PCBs) by Gas Chromatography

Analyte	Result	Qualifier	RL	MDL	Unit	D	Prepared	Analyzed	Dil Fac
PCB-1016	0.28	U	0.28	0.054	mg/Kg	☼	01/03/22 09:57	01/04/22 22:21	1
PCB-1221	0.28	U	0.28	0.054	mg/Kg	☼	01/03/22 09:57	01/04/22 22:21	1
PCB-1232	0.28	U	0.28	0.054	mg/Kg	☼	01/03/22 09:57	01/04/22 22:21	1
PCB-1242	0.28	U	0.28	0.054	mg/Kg	☼	01/03/22 09:57	01/04/22 22:21	1
PCB-1248	0.28	U	0.28	0.054	mg/Kg	☼	01/03/22 09:57	01/04/22 22:21	1
PCB-1254	0.28	U	0.28	0.13	mg/Kg	☼	01/03/22 09:57	01/04/22 22:21	1

Client Sample ID: PS18

Lab Sample ID: 480-193831-18
Date Collected: 12/28/21 14:54
Matrix: Solid
Date Received: 12/29/21 13:40
Percent Solids: 82.4

Method: 8082A - Polychlorinated Biphenyls (PCBs) by Gas Chromatography (Continued)

Analyte	Result	Qualifier	RL	MDL	Unit	D	Prepared	Analyzed	Dil Fac
PCB-1260	0.28	U	0.28	0.13	mg/Kg	☼	01/03/22 09:57	01/04/22 22:21	1
PCB-1262	0.28	U	0.28	0.13	mg/Kg	☼	01/03/22 09:57	01/04/22 22:21	1
PCB-1268	0.28	U	0.28	0.13	mg/Kg	☼	01/03/22 09:57	01/04/22 22:21	1

Surrogate	*%Recovery*	*Qualifier*	*Limits*	*Prepared*	*Analyzed*	*Dil Fac*
DCB Decachlorobiphenyl	*154*		*65 - 174*	*01/03/22 09:57*	*01/04/22 22:21*	*1*
Tetrachloro-m-xylene	*132*		*60 - 154*	*01/03/22 09:57*	*01/04/22 22:21*	*1*

Client Sample ID: PS19

Lab Sample ID: 480-193831-19
Date Collected: 12/28/21 15:00
Matrix: Solid
Date Received: 12/29/21 13:40

Method: 8260C - TCLP Volatiles - TCLP

Analyte	Result	Qualifier	RL	MDL	Unit	D	Prepared	Analyzed	Dil Fac
1,1-Dichloroethene	0.010	U	0.010	0.0029	mg/L			01/06/22 14:54	10
1,2-Dichloroethane	0.010	U	0.010	0.0021	mg/L			01/06/22 14:54	10
2-Butanone (MEK)	0.050	U	0.050	0.013	mg/L			01/06/22 14:54	10
Benzene	0.010	U	0.010	0.0041	mg/L			01/06/22 14:54	10
Carbon tetrachloride	0.010	U	0.010	0.0027	mg/L			01/06/22 14:54	10
Chlorobenzene	0.010	U	0.010	0.0075	mg/L			01/06/22 14:54	10
Chloroform	0.010	U	0.010	0.0034	mg/L			01/06/22 14:54	10
Tetrachloroethene	0.010	U	0.010	0.0036	mg/L			01/06/22 14:54	10
Trichloroethene	0.010	U	0.010	0.0046	mg/L			01/06/22 14:54	10
Vinyl chloride	0.010	U	0.010	0.0090	mg/L			01/06/22 14:54	10

Surrogate	*%Recovery*	*Qualifier*	*Limits*	*Prepared*	*Analyzed*	*Dil Fac*
1,2-Dichloroethane-d4 (Surr)	*101*		*77 - 120*		*01/06/22 14:54*	*10*
4-Bromofluorobenzene (Surr)	*99*		*73 - 120*		*01/06/22 14:54*	*10*
Dibromofluoromethane (Surr)	*96*		*75 - 123*		*01/06/22 14:54*	*10*
Toluene-d8 (Surr)	*96*		*80 - 120*		*01/06/22 14:54*	*10*

Method: 8270D - Semivolatile Organic Compounds (GC/MS) - TCLP

Analyte	Result	Qualifier	RL	MDL	Unit	D	Prepared	Analyzed	Dil Fac
1,4-Dichlorobenzene	0.040	U	0.040	0.0018	mg/L		01/05/22 14:39	01/06/22 17:04	1
2,4,5-Trichlorophenol	0.020	U	0.020	0.0019	mg/L		01/05/22 14:39	01/06/22 17:04	1
2,4,6-Trichlorophenol	0.020	U	0.020	0.0024	mg/L		01/05/22 14:39	01/06/22 17:04	1
2,4-Dinitrotoluene	0.020	U	0.020	0.0017	mg/L		01/05/22 14:39	01/06/22 17:04	1
2-Methylphenol	0.020	U	0.020	0.0016	mg/L		01/05/22 14:39	01/06/22 17:04	1
3-Methylphenol	0.040	U	0.040	0.0016	mg/L		01/05/22 14:39	01/06/22 17:04	1
4-Methylphenol	0.040	U	0.040	0.0014	mg/L		01/05/22 14:39	01/06/22 17:04	1
Hexachlorobenzene	0.020	U	0.020	0.0020	mg/L		01/05/22 14:39	01/06/22 17:04	1
Hexachlorobutadiene	0.020	U	0.020	0.0027	mg/L		01/05/22 14:39	01/06/22 17:04	1
Hexachloroethane	0.020	U	0.020	0.0023	mg/L		01/05/22 14:39	01/06/22 17:04	1
Nitrobenzene	0.020	U	0.020	0.0011	mg/L		01/05/22 14:39	01/06/22 17:04	1
Pentachlorophenol	0.040	U	0.040	0.0088	mg/L		01/05/22 14:39	01/06/22 17:04	1
Pyridine	0.10	U	0.10	0.0016	mg/L		01/05/22 14:39	01/06/22 17:04	1

Surrogate	*%Recovery*	*Qualifier*	*Limits*	*Prepared*	*Analyzed*	*Dil Fac*
2,4,6-Tribromophenol (Surr)	*90*		*41 - 120*	*01/05/22 14:39*	*01/06/22 17:04*	*1*
2-Fluorobiphenyl (Surr)	*83*		*48 - 120*	*01/05/22 14:39*	*01/06/22 17:04*	*1*
2-Fluorophenol (Surr)	*41*		*35 - 120*	*01/05/22 14:39*	*01/06/22 17:04*	*1*

Client Sample ID: PS19
Lab Sample ID: 480-193831-19

Date Collected: 12/28/21 15:00
Matrix: Solid
Date Received: 12/29/21 13:40

Method: 8270D - Semivolatile Organic Compounds (GC/MS) - TCLP (Continued)

Surrogate	*%Recovery*	*Qualifier*	*Limits*	*Prepared*	*Analyzed*	*Dil Fac*
Nitrobenzene-d5 (Surr)	*69*		*46 - 120*	*01/05/22 14:39*	*01/06/22 17:04*	*1*
Phenol-d5 (Surr)	*28*		*22 - 120*	*01/05/22 14:39*	*01/06/22 17:04*	*1*
p-Terphenyl-d14 (Surr)	*105*		*60 - 148*	*01/05/22 14:39*	*01/06/22 17:04*	*1*

Method: 8081B - Organochlorine Pesticides (GC) - TCLP

Analyte	Result	Qualifier	RL	MDL	Unit	D	Prepared	Analyzed	Dil Fac
gamma-BHC (Lindane)	0.00020	U *+	0.00020	0.0000060	mg/L		01/05/22 11:24	01/06/22 15:31	1
Chlordane (technical)	0.0020	U	0.0020	0.000029	mg/L		01/05/22 11:24	01/06/22 15:31	1
Endrin	0.00020	U	0.00020	0.000014	mg/L		01/05/22 11:24	01/06/22 15:31	1
Heptachlor	0.00020	U *+	0.00020	0.0000085	mg/L		01/05/22 11:24	01/06/22 15:31	1
Heptachlor epoxide	0.00020	U *+	0.00020	0.0000053	mg/L		01/05/22 11:24	01/06/22 15:31	1
Methoxychlor	0.00020	U	0.00020	0.000014	mg/L		01/05/22 11:24	01/06/22 15:31	1
Toxaphene	0.0020	U	0.0020	0.00012	mg/L		01/05/22 11:24	01/06/22 15:31	1

Surrogate	*%Recovery*	*Qualifier*	*Limits*	*Prepared*	*Analyzed*	*Dil Fac*
DCB Decachlorobiphenyl	*73*		*20 - 120*	*01/05/22 11:24*	*01/06/22 15:31*	*1*
Tetrachloro-m-xylene	*80*		*44 - 120*	*01/05/22 11:24*	*01/06/22 15:31*	*1*

Method: 8151 - TCLP Herbicides - TCLP

Analyte	Result	Qualifier	RL	MDL	Unit	D	Prepared	Analyzed	Dil Fac
2,4-D	0.0020	U	0.0020	0.00040	mg/L		01/06/22 09:01	01/07/22 18:24	1
Silvex (2,4,5-TP)	0.0020	U	0.0020	0.00036	mg/L		01/06/22 09:01	01/07/22 18:24	1

Surrogate	*%Recovery*	*Qualifier*	*Limits*	*Prepared*	*Analyzed*	*Dil Fac*
2,4-Dichlorophenylacetic acid	*9*	*S1-*	*48 - 132*	*01/06/22 09:01*	*01/07/22 18:24*	*1*

Method: 6010C - Metals (ICP) - TCLP

Analyte	Result	Qualifier	RL	MDL	Unit	D	Prepared	Analyzed	Dil Fac
Arsenic	**0.0060**	**J**	0.015	0.0056	mg/L		01/06/22 08:15	01/06/22 14:54	1
Barium	**0.72**	**J**	1.0	0.10	mg/L		01/06/22 08:15	01/06/22 14:54	1
Cadmium	**0.0010**	**J**	0.0020	0.00050	mg/L		01/06/22 08:15	01/06/22 14:54	1
Chromium	0.020	U	0.020	0.010	mg/L		01/06/22 08:15	01/06/22 14:54	1
Lead	**0.0099**	**J B**	0.020	0.0030	mg/L		01/06/22 08:15	01/06/22 14:54	1
Selenium	0.025	U	0.025	0.0087	mg/L		01/06/22 08:15	01/06/22 14:54	1
Silver	0.0060	U	0.0060	0.0017	mg/L		01/06/22 08:15	01/06/22 14:54	1

Method: 7470A - TCLP Mercury - TCLP

Analyte	Result	Qualifier	RL	MDL	Unit	D	Prepared	Analyzed	Dil Fac
Mercury	0.00020	U	0.00020	0.000043	mg/L		01/12/22 13:35	01/12/22 16:29	1

General Chemistry

Analyte	Result	Qualifier	RL	MDL	Unit	D	Prepared	Analyzed	Dil Fac
Cyanide, Reactive	10	U	10	10	mg/Kg		01/04/22 08:10	01/05/22 10:32	1
Sulfide, Reactive	10	U	10	10	mg/Kg		01/04/22 08:10	01/04/22 15:12	1

Analyte	Result	Qualifier	RL	RL	Unit	D	Prepared	Analyzed	Dil Fac
Flashpoint	**>180**		50.0	50.0	Degrees F			01/10/22 16:05	1
pH	**7.1**	**HF**	0.1	0.1	SU			01/04/22 11:00	1
Temperature	**19.7**	**HF**	0.001	0.001	Degrees C			01/04/22 11:00	1

Client Sample ID: PS19

Lab Sample ID: 480-193831-19

Date Collected: 12/28/21 15:00
Date Received: 12/29/21 13:40

Matrix: Solid
Percent Solids: 83.2

Method: 8015D - Gasoline Range Organics (GRO) (GC)

Analyte	Result	Qualifier	RL	MDL	Unit	D	Prepared	Analyzed	Dil Fac
Gasoline Range Organics [C6 - C10]	1.2	J	1.4	0.38	mg/Kg	☼	01/03/22 07:07	01/04/22 03:04	1

Surrogate	*%Recovery*	*Qualifier*	*Limits*	*Prepared*	*Analyzed*	*Dil Fac*
a,a,a-Trifluorotoluene	*96*		*46 - 156*	*01/03/22 07:07*	*01/04/22 03:04*	*1*

Method: 8015D - Diesel Range Organics (DRO) (GC)

Analyte	Result	Qualifier	RL	MDL	Unit	D	Prepared	Analyzed	Dil Fac
Diesel Range Organics [C10-C28]	10	J	20	5.9	mg/Kg	☼	01/03/22 08:28	01/04/22 05:58	1

Surrogate	*%Recovery*	*Qualifier*	*Limits*	*Prepared*	*Analyzed*	*Dil Fac*
o-Terphenyl	*82*		*48 - 125*	*01/03/22 08:28*	*01/04/22 05:58*	*1*

Method: 8082A - Polychlorinated Biphenyls (PCBs) by Gas Chromatography

Analyte	Result	Qualifier	RL	MDL	Unit	D	Prepared	Analyzed	Dil Fac
PCB-1016	0.29	U	0.29	0.058	mg/Kg	☼	01/03/22 09:57	01/04/22 22:33	1
PCB-1221	0.29	U	0.29	0.058	mg/Kg	☼	01/03/22 09:57	01/04/22 22:33	1
PCB-1232	0.29	U	0.29	0.058	mg/Kg	☼	01/03/22 09:57	01/04/22 22:33	1
PCB-1242	0.29	U	0.29	0.058	mg/Kg	☼	01/03/22 09:57	01/04/22 22:33	1
PCB-1248	0.29	U	0.29	0.058	mg/Kg	☼	01/03/22 09:57	01/04/22 22:33	1
PCB-1254	0.29	U	0.29	0.14	mg/Kg	☼	01/03/22 09:57	01/04/22 22:33	1
PCB-1260	0.29	U	0.29	0.14	mg/Kg	☼	01/03/22 09:57	01/04/22 22:33	1
PCB-1262	0.29	U	0.29	0.14	mg/Kg	☼	01/03/22 09:57	01/04/22 22:33	1
PCB-1268	0.29	U	0.29	0.14	mg/Kg	☼	01/03/22 09:57	01/04/22 22:33	1

Surrogate	*%Recovery*	*Qualifier*	*Limits*	*Prepared*	*Analyzed*	*Dil Fac*
DCB Decachlorobiphenyl	*153*		*65 - 174*	*01/03/22 09:57*	*01/04/22 22:33*	*1*
Tetrachloro-m-xylene	*135*		*60 - 154*	*01/03/22 09:57*	*01/04/22 22:33*	*1*

Client Sample ID: PS20

Lab Sample ID: 480-193831-20

Date Collected: 12/28/21 15:06
Date Received: 12/29/21 13:40

Matrix: Solid

Method: 8260C - TCLP Volatiles - TCLP

Analyte	Result	Qualifier	RL	MDL	Unit	D	Prepared	Analyzed	Dil Fac
1,1-Dichloroethene	0.010	U	0.010	0.0029	mg/L			01/06/22 15:17	10
1,2-Dichloroethane	0.010	U	0.010	0.0021	mg/L			01/06/22 15:17	10
2-Butanone (MEK)	0.050	U	0.050	0.013	mg/L			01/06/22 15:17	10
Benzene	0.010	U	0.010	0.0041	mg/L			01/06/22 15:17	10
Carbon tetrachloride	0.010	U	0.010	0.0027	mg/L			01/06/22 15:17	10
Chlorobenzene	0.010	U	0.010	0.0075	mg/L			01/06/22 15:17	10
Chloroform	0.010	U	0.010	0.0034	mg/L			01/06/22 15:17	10
Tetrachloroethene	0.010	U	0.010	0.0036	mg/L			01/06/22 15:17	10
Trichloroethene	0.010	U	0.010	0.0046	mg/L			01/06/22 15:17	10
Vinyl chloride	0.010	U	0.010	0.0090	mg/L			01/06/22 15:17	10

Surrogate	*%Recovery*	*Qualifier*	*Limits*	*Prepared*	*Analyzed*	*Dil Fac*
1,2-Dichloroethane-d4 (Surr)	*96*		*77 - 120*		*01/06/22 15:17*	*10*
4-Bromofluorobenzene (Surr)	*98*		*73 - 120*		*01/06/22 15:17*	*10*
Dibromofluoromethane (Surr)	*96*		*75 - 123*		*01/06/22 15:17*	*10*
Toluene-d8 (Surr)	*98*		*80 - 120*		*01/06/22 15:17*	*10*

Client Sample Results

Client: Brydges Engineering in Environment & Energy DPC
Project/Site: Pilgrim Village Senior

Job ID: 480-193831-1

Client Sample ID: PS20

Date Collected: 12/28/21 15:06
Date Received: 12/29/21 13:40

Lab Sample ID: 480-193831-20

Matrix: Solid

Method: 8270D - Semivolatile Organic Compounds (GC/MS) - TCLP

Analyte	Result	Qualifier	RL	MDL	Unit	D	Prepared	Analyzed	Dil Fac
1,4-Dichlorobenzene	0.040	U	0.040	0.0018	mg/L		01/05/22 14:39	01/06/22 17:29	1
2,4,5-Trichlorophenol	0.020	U	0.020	0.0019	mg/L		01/05/22 14:39	01/06/22 17:29	1
2,4,6-Trichlorophenol	0.020	U	0.020	0.0024	mg/L		01/05/22 14:39	01/06/22 17:29	1
2,4-Dinitrotoluene	0.020	U	0.020	0.0017	mg/L		01/05/22 14:39	01/06/22 17:29	1
2-Methylphenol	0.020	U	0.020	0.0016	mg/L		01/05/22 14:39	01/06/22 17:29	1
3-Methylphenol	0.040	U	0.040	0.0016	mg/L		01/05/22 14:39	01/06/22 17:29	1
4-Methylphenol	0.040	U	0.040	0.0014	mg/L		01/05/22 14:39	01/06/22 17:29	1
Hexachlorobenzene	0.020	U	0.020	0.0020	mg/L		01/05/22 14:39	01/06/22 17:29	1
Hexachlorobutadiene	0.020	U	0.020	0.0027	mg/L		01/05/22 14:39	01/06/22 17:29	1
Hexachloroethane	0.020	U	0.020	0.0023	mg/L		01/05/22 14:39	01/06/22 17:29	1
Nitrobenzene	0.020	U	0.020	0.0011	mg/L		01/05/22 14:39	01/06/22 17:29	1
Pentachlorophenol	0.040	U	0.040	0.0088	mg/L		01/05/22 14:39	01/06/22 17:29	1
Pyridine	0.10	U	0.10	0.0016	mg/L		01/05/22 14:39	01/06/22 17:29	1

Surrogate	*%Recovery*	*Qualifier*	*Limits*	*Prepared*	*Analyzed*	*Dil Fac*
2,4,6-Tribromophenol (Surr)	*99*		*41 - 120*	*01/05/22 14:39*	*01/06/22 17:29*	*1*
2-Fluorobiphenyl (Surr)	*102*		*48 - 120*	*01/05/22 14:39*	*01/06/22 17:29*	*1*
2-Fluorophenol (Surr)	*51*		*35 - 120*	*01/05/22 14:39*	*01/06/22 17:29*	*1*
Nitrobenzene-d5 (Surr)	*85*		*46 - 120*	*01/05/22 14:39*	*01/06/22 17:29*	*1*
Phenol-d5 (Surr)	*34*		*22 - 120*	*01/05/22 14:39*	*01/06/22 17:29*	*1*
p-Terphenyl-d14 (Surr)	*106*		*60 - 148*	*01/05/22 14:39*	*01/06/22 17:29*	*1*

Method: 8081B - Organochlorine Pesticides (GC) - TCLP

Analyte	Result	Qualifier	RL	MDL	Unit	D	Prepared	Analyzed	Dil Fac
gamma-BHC (Lindane)	0.00020	U *+	0.00020	0.0000060	mg/L		01/05/22 11:24	01/06/22 15:51	1
Chlordane (technical)	0.0020	U	0.0020	0.000029	mg/L		01/05/22 11:24	01/06/22 15:51	1
Endrin	0.00020	U	0.00020	0.000014	mg/L		01/05/22 11:24	01/06/22 15:51	1
Heptachlor	0.00020	U *+	0.00020	0.0000085	mg/L		01/05/22 11:24	01/06/22 15:51	1
Heptachlor epoxide	0.00020	U *+	0.00020	0.0000053	mg/L		01/05/22 11:24	01/06/22 15:51	1
Methoxychlor	0.00020	U	0.00020	0.000014	mg/L		01/05/22 11:24	01/06/22 15:51	1
Toxaphene	0.0020	U	0.0020	0.00012	mg/L		01/05/22 11:24	01/06/22 15:51	1

Surrogate	*%Recovery*	*Qualifier*	*Limits*	*Prepared*	*Analyzed*	*Dil Fac*
DCB Decachlorobiphenyl	*83*		*20 - 120*	*01/05/22 11:24*	*01/06/22 15:51*	*1*
Tetrachloro-m-xylene	*88*		*44 - 120*	*01/05/22 11:24*	*01/06/22 15:51*	*1*

Method: 8151 - TCLP Herbicides - TCLP

Analyte	Result	Qualifier	RL	MDL	Unit	D	Prepared	Analyzed	Dil Fac
2,4-D	0.0020	U	0.0020	0.00040	mg/L		01/06/22 09:01	01/07/22 18:53	1
Silvex (2,4,5-TP)	0.0020	U	0.0020	0.00036	mg/L		01/06/22 09:01	01/07/22 18:53	1

Surrogate	*%Recovery*	*Qualifier*	*Limits*	*Prepared*	*Analyzed*	*Dil Fac*
2,4-Dichlorophenylacetic acid	*13*	*S1-*	*48 - 132*	*01/06/22 09:01*	*01/07/22 18:53*	*1*

Method: 6010C - Metals (ICP) - TCLP

Analyte	Result	Qualifier	RL	MDL	Unit	D	Prepared	Analyzed	Dil Fac
Arsenic	0.015	U	0.015	0.0056	mg/L		01/06/22 08:15	01/06/22 14:58	1
Barium	**1.0**		1.0	0.10	mg/L		01/06/22 08:15	01/06/22 14:58	1
Cadmium	**0.0020**		0.0020	0.00050	mg/L		01/06/22 08:15	01/06/22 14:58	1
Chromium	0.020	U	0.020	0.010	mg/L		01/06/22 08:15	01/06/22 14:58	1
Lead	**0.069**	**B**	0.020	0.0030	mg/L		01/06/22 08:15	01/06/22 14:58	1

Client Sample ID: PS20

Lab Sample ID: 480-193831-20

Date Collected: 12/28/21 15:06
Matrix: Solid
Date Received: 12/29/21 13:40

Method: 6010C - Metals (ICP) - TCLP (Continued)

Analyte	Result	Qualifier	RL	MDL	Unit	D	Prepared	Analyzed	Dil Fac
Selenium	0.025	U	0.025	0.0087	mg/L		01/06/22 08:15	01/06/22 14:58	1
Silver	0.0060	U	0.0060	0.0017	mg/L		01/06/22 08:15	01/06/22 14:58	1

Method: 7470A - TCLP Mercury - TCLP

Analyte	Result	Qualifier	RL	MDL	Unit	D	Prepared	Analyzed	Dil Fac
Mercury	0.00020	U	0.00020	0.000043	mg/L		01/12/22 13:35	01/12/22 16:30	1

General Chemistry

Analyte	Result	Qualifier	RL	MDL	Unit	D	Prepared	Analyzed	Dil Fac
Cyanide, Reactive	10	U	10	10	mg/Kg		01/04/22 08:10	01/05/22 10:34	1
Sulfide, Reactive	10	U	10	10	mg/Kg		01/04/22 08:10	01/04/22 15:12	1

Analyte	Result	Qualifier	RL	RL	Unit	D	Prepared	Analyzed	Dil Fac
Flashpoint	**>175**	***- ^-**	50.0	50.0	Degrees F			01/10/22 16:22	1
pH	**7.1**	**HF**	0.1	0.1	SU			01/04/22 11:00	1
Temperature	**19.4**	**HF**	0.001	0.001	Degrees C			01/04/22 11:00	1

Client Sample ID: PS20

Lab Sample ID: 480-193831-20

Date Collected: 12/28/21 15:06
Matrix: Solid
Date Received: 12/29/21 13:40
Percent Solids: 79.2

Method: 8015D - Gasoline Range Organics (GRO) (GC)

Analyte	Result	Qualifier	RL	MDL	Unit	D	Prepared	Analyzed	Dil Fac
Gasoline Range Organics [C6 - C10]	**1.2**	**J**	1.5	0.39	mg/Kg	☼	01/03/22 07:10	01/04/22 03:39	1

Surrogate	*%Recovery*	*Qualifier*	*Limits*	*Prepared*	*Analyzed*	*Dil Fac*
a,a,a-Trifluorotoluene	*92*		*46 - 156*	*01/03/22 07:10*	*01/04/22 03:39*	*1*

Method: 8015D - Diesel Range Organics (DRO) (GC)

Analyte	Result	Qualifier	RL	MDL	Unit	D	Prepared	Analyzed	Dil Fac
Diesel Range Organics [C10-C28]	**9.3**	**J**	21	6.3	mg/Kg	☼	01/03/22 08:28	01/04/22 06:34	1

Surrogate	*%Recovery*	*Qualifier*	*Limits*	*Prepared*	*Analyzed*	*Dil Fac*
o-Terphenyl	*85*		*48 - 125*	*01/03/22 08:28*	*01/04/22 06:34*	*1*

Method: 8082A - Polychlorinated Biphenyls (PCBs) by Gas Chromatography

Analyte	Result	Qualifier	RL	MDL	Unit	D	Prepared	Analyzed	Dil Fac
PCB-1016	0.31	U	0.31	0.061	mg/Kg	☼	01/03/22 09:57	01/04/22 22:46	1
PCB-1221	0.31	U	0.31	0.061	mg/Kg	☼	01/03/22 09:57	01/04/22 22:46	1
PCB-1232	0.31	U	0.31	0.061	mg/Kg	☼	01/03/22 09:57	01/04/22 22:46	1
PCB-1242	0.31	U	0.31	0.061	mg/Kg	☼	01/03/22 09:57	01/04/22 22:46	1
PCB-1248	0.31	U	0.31	0.061	mg/Kg	☼	01/03/22 09:57	01/04/22 22:46	1
PCB-1254	0.31	U	0.31	0.15	mg/Kg	☼	01/03/22 09:57	01/04/22 22:46	1
PCB-1260	0.31	U	0.31	0.15	mg/Kg	☼	01/03/22 09:57	01/04/22 22:46	1
PCB-1262	0.31	U	0.31	0.15	mg/Kg	☼	01/03/22 09:57	01/04/22 22:46	1
PCB-1268	0.31	U	0.31	0.15	mg/Kg	☼	01/03/22 09:57	01/04/22 22:46	1

Surrogate	*%Recovery*	*Qualifier*	*Limits*	*Prepared*	*Analyzed*	*Dil Fac*
DCB Decachlorobiphenyl	*159*		*65 - 174*	*01/03/22 09:57*	*01/04/22 22:46*	*1*
Tetrachloro-m-xylene	*135*		*60 - 154*	*01/03/22 09:57*	*01/04/22 22:46*	*1*

Client Sample Results

Client: Brydges Engineering in Environment & Energy DPC
Project/Site: Pilgrim Village Senior

Job ID: 480-193831-1

Client Sample ID: PS21

Date Collected: 12/28/21 15:12
Date Received: 12/29/21 13:40

Lab Sample ID: 480-193831-21

Matrix: Solid

Method: 8260C - TCLP Volatiles - TCLP

Analyte	Result	Qualifier	RL	MDL	Unit	D	Prepared	Analyzed	Dil Fac
1,1-Dichloroethene	0.010	U	0.010	0.0029	mg/L			01/06/22 15:40	10
1,2-Dichloroethane	0.010	U	0.010	0.0021	mg/L			01/06/22 15:40	10
2-Butanone (MEK)	0.050	U	0.050	0.013	mg/L			01/06/22 15:40	10
Benzene	0.010	U	0.010	0.0041	mg/L			01/06/22 15:40	10
Carbon tetrachloride	0.010	U	0.010	0.0027	mg/L			01/06/22 15:40	10
Chlorobenzene	0.010	U	0.010	0.0075	mg/L			01/06/22 15:40	10
Chloroform	0.010	U	0.010	0.0034	mg/L			01/06/22 15:40	10
Tetrachloroethene	0.010	U	0.010	0.0036	mg/L			01/06/22 15:40	10
Trichloroethene	0.010	U	0.010	0.0046	mg/L			01/06/22 15:40	10
Vinyl chloride	0.010	U	0.010	0.0090	mg/L			01/06/22 15:40	10

Surrogate	*%Recovery*	*Qualifier*	*Limits*	*Prepared*	*Analyzed*	*Dil Fac*
1,2-Dichloroethane-d4 (Surr)	*94*		*77 - 120*		*01/06/22 15:40*	*10*
4-Bromofluorobenzene (Surr)	*93*		*73 - 120*		*01/06/22 15:40*	*10*
Dibromofluoromethane (Surr)	*95*		*75 - 123*		*01/06/22 15:40*	*10*
Toluene-d8 (Surr)	*94*		*80 - 120*		*01/06/22 15:40*	*10*

Method: 8270D - Semivolatile Organic Compounds (GC/MS) - TCLP

Analyte	Result	Qualifier	RL	MDL	Unit	D	Prepared	Analyzed	Dil Fac
1,4-Dichlorobenzene	0.040	U	0.040	0.0018	mg/L		01/05/22 14:39	01/06/22 17:53	1
2,4,5-Trichlorophenol	0.020	U	0.020	0.0019	mg/L		01/05/22 14:39	01/06/22 17:53	1
2,4,6-Trichlorophenol	0.020	U	0.020	0.0024	mg/L		01/05/22 14:39	01/06/22 17:53	1
2,4-Dinitrotoluene	0.020	U	0.020	0.0017	mg/L		01/05/22 14:39	01/06/22 17:53	1
2-Methylphenol	0.020	U	0.020	0.0016	mg/L		01/05/22 14:39	01/06/22 17:53	1
3-Methylphenol	0.040	U	0.040	0.0016	mg/L		01/05/22 14:39	01/06/22 17:53	1
4-Methylphenol	0.040	U	0.040	0.0014	mg/L		01/05/22 14:39	01/06/22 17:53	1
Hexachlorobenzene	0.020	U	0.020	0.0020	mg/L		01/05/22 14:39	01/06/22 17:53	1
Hexachlorobutadiene	0.020	U	0.020	0.0027	mg/L		01/05/22 14:39	01/06/22 17:53	1
Hexachloroethane	0.020	U	0.020	0.0023	mg/L		01/05/22 14:39	01/06/22 17:53	1
Nitrobenzene	0.020	U	0.020	0.0011	mg/L		01/05/22 14:39	01/06/22 17:53	1
Pentachlorophenol	0.040	U	0.040	0.0088	mg/L		01/05/22 14:39	01/06/22 17:53	1
Pyridine	0.10	U	0.10	0.0016	mg/L		01/05/22 14:39	01/06/22 17:53	1

Surrogate	*%Recovery*	*Qualifier*	*Limits*	*Prepared*	*Analyzed*	*Dil Fac*
2,4,6-Tribromophenol (Surr)	*101*		*41 - 120*	*01/05/22 14:39*	*01/06/22 17:53*	*1*
2-Fluorobiphenyl (Surr)	*95*		*48 - 120*	*01/05/22 14:39*	*01/06/22 17:53*	*1*
2-Fluorophenol (Surr)	*46*		*35 - 120*	*01/05/22 14:39*	*01/06/22 17:53*	*1*
Nitrobenzene-d5 (Surr)	*81*		*46 - 120*	*01/05/22 14:39*	*01/06/22 17:53*	*1*
Phenol-d5 (Surr)	*33*		*22 - 120*	*01/05/22 14:39*	*01/06/22 17:53*	*1*
p-Terphenyl-d14 (Surr)	*108*		*60 - 148*	*01/05/22 14:39*	*01/06/22 17:53*	*1*

Method: 8081B - Organochlorine Pesticides (GC) - TCLP

Analyte	Result	Qualifier	RL	MDL	Unit	D	Prepared	Analyzed	Dil Fac
gamma-BHC (Lindane)	0.00020	U *+	0.00020	0.0000060	mg/L		01/05/22 11:24	01/06/22 16:11	1
Chlordane (technical)	0.0020	U	0.0020	0.000029	mg/L		01/05/22 11:24	01/06/22 16:11	1
Endrin	0.00020	U	0.00020	0.000014	mg/L		01/05/22 11:24	01/06/22 16:11	1
Heptachlor	0.00020	U *+	0.00020	0.0000085	mg/L		01/05/22 11:24	01/06/22 16:11	1
Heptachlor epoxide	0.00020	U *+	0.00020	0.0000053	mg/L		01/05/22 11:24	01/06/22 16:11	1
Methoxychlor	0.00020	U	0.00020	0.000014	mg/L		01/05/22 11:24	01/06/22 16:11	1
Toxaphene	0.0020	U	0.0020	0.00012	mg/L		01/05/22 11:24	01/06/22 16:11	1

Client Sample ID: PS21
Date Collected: 12/28/21 15:12
Date Received: 12/29/21 13:40

Lab Sample ID: 480-193831-21
Matrix: Solid

Surrogate	*%Recovery*	*Qualifier*	*Limits*	*Prepared*	*Analyzed*	*Dil Fac*
DCB Decachlorobiphenyl	*77*		*20 - 120*	*01/05/22 11:24*	*01/06/22 16:11*	*1*
Tetrachloro-m-xylene	*80*		*44 - 120*	*01/05/22 11:24*	*01/06/22 16:11*	*1*

Method: 8151 - TCLP Herbicides - TCLP

Analyte	Result	Qualifier	RL	MDL	Unit	D	Prepared	Analyzed	Dil Fac
2,4-D	0.0020	U	0.0020	0.00040	mg/L		01/06/22 09:01	01/07/22 19:23	1
Silvex (2,4,5-TP)	0.0020	U	0.0020	0.00036	mg/L		01/06/22 09:01	01/07/22 19:23	1

Surrogate	*%Recovery*	*Qualifier*	*Limits*	*Prepared*	*Analyzed*	*Dil Fac*
2,4-Dichlorophenylacetic acid	*12*	*S1-*	*48 - 132*	*01/06/22 09:01*	*01/07/22 19:23*	*1*

Method: 6010C - Metals (ICP) - TCLP

Analyte	Result	Qualifier	RL	MDL	Unit	D	Prepared	Analyzed	Dil Fac
Arsenic	0.015	U	0.015	0.0056	mg/L		01/06/22 08:15	01/06/22 15:02	1
Barium	**1.0**		1.0	0.10	mg/L		01/06/22 08:15	01/06/22 15:02	1
Cadmium	**0.00093**	**J**	0.0020	0.00050	mg/L		01/06/22 08:15	01/06/22 15:02	1
Chromium	0.020	U	0.020	0.010	mg/L		01/06/22 08:15	01/06/22 15:02	1
Lead	**0.0096**	**J B**	0.020	0.0030	mg/L		01/06/22 08:15	01/06/22 15:02	1
Selenium	0.025	U	0.025	0.0087	mg/L		01/06/22 08:15	01/06/22 15:02	1
Silver	0.0060	U	0.0060	0.0017	mg/L		01/06/22 08:15	01/06/22 15:02	1

Method: 7470A - TCLP Mercury - TCLP

Analyte	Result	Qualifier	RL	MDL	Unit	D	Prepared	Analyzed	Dil Fac
Mercury	0.00020	U	0.00020	0.000043	mg/L		01/12/22 13:35	01/12/22 16:32	1

General Chemistry

Analyte	Result	Qualifier	RL	MDL	Unit	D	Prepared	Analyzed	Dil Fac
Cyanide, Reactive	10	U	10	10	mg/Kg		01/04/22 08:10	01/05/22 10:35	1
Sulfide, Reactive	10	U	10	10	mg/Kg		01/04/22 08:10	01/04/22 15:12	1

Analyte	Result	Qualifier	RL	RL	Unit	D	Prepared	Analyzed	Dil Fac
Flashpoint	**>175**		50.0	50.0	Degrees F			01/12/22 14:16	1
pH	**7.0**	**HF**	0.1	0.1	SU			01/04/22 11:00	1
Temperature	**19.6**	**HF**	0.001	0.001	Degrees C			01/04/22 11:00	1

Client Sample ID: PS21
Date Collected: 12/28/21 15:12
Date Received: 12/29/21 13:40

Lab Sample ID: 480-193831-21
Matrix: Solid
Percent Solids: 82.7

Method: 8015D - Gasoline Range Organics (GRO) (GC)

Analyte	Result	Qualifier	RL	MDL	Unit	D	Prepared	Analyzed	Dil Fac
Gasoline Range Organics [C6 - C10]	1.5	U	1.5	0.38	mg/Kg	☼	01/04/22 07:52	01/04/22 12:44	1

Surrogate	*%Recovery*	*Qualifier*	*Limits*	*Prepared*	*Analyzed*	*Dil Fac*
a,a,a-Trifluorotoluene	*91*		*46 - 156*	*01/04/22 07:52*	*01/04/22 12:44*	*1*

Method: 8015D - Diesel Range Organics (DRO) (GC)

Analyte	Result	Qualifier	RL	MDL	Unit	D	Prepared	Analyzed	Dil Fac
Diesel Range Organics [C10-C28]	20	U	20	6.0	mg/Kg	☼	01/03/22 08:28	01/04/22 07:10	1

Surrogate	*%Recovery*	*Qualifier*	*Limits*	*Prepared*	*Analyzed*	*Dil Fac*
o-Terphenyl	*88*		*48 - 125*	*01/03/22 08:28*	*01/04/22 07:10*	*1*

Client Sample ID: PS21

Lab Sample ID: 480-193831-21

Date Collected: 12/28/21 15:12
Date Received: 12/29/21 13:40

Matrix: Solid
Percent Solids: 82.7

Method: 8082A - Polychlorinated Biphenyls (PCBs) by Gas Chromatography

Analyte	Result	Qualifier	RL	MDL	Unit	D	Prepared	Analyzed	Dil Fac
PCB-1016	0.28	U	0.28	0.055	mg/Kg	☼	01/03/22 09:57	01/04/22 22:59	1
PCB-1221	0.28	U	0.28	0.055	mg/Kg	☼	01/03/22 09:57	01/04/22 22:59	1
PCB-1232	0.28	U	0.28	0.055	mg/Kg	☼	01/03/22 09:57	01/04/22 22:59	1
PCB-1242	0.28	U	0.28	0.055	mg/Kg	☼	01/03/22 09:57	01/04/22 22:59	1
PCB-1248	0.28	U	0.28	0.055	mg/Kg	☼	01/03/22 09:57	01/04/22 22:59	1
PCB-1254	0.28	U	0.28	0.13	mg/Kg	☼	01/03/22 09:57	01/04/22 22:59	1
PCB-1260	0.28	U	0.28	0.13	mg/Kg	☼	01/03/22 09:57	01/04/22 22:59	1
PCB-1262	0.28	U	0.28	0.13	mg/Kg	☼	01/03/22 09:57	01/04/22 22:59	1
PCB-1268	0.28	U	0.28	0.13	mg/Kg	☼	01/03/22 09:57	01/04/22 22:59	1

Surrogate	*%Recovery*	*Qualifier*	*Limits*	*Prepared*	*Analyzed*	*Dil Fac*
DCB Decachlorobiphenyl	*159*		*65 - 174*	*01/03/22 09:57*	*01/04/22 22:59*	*1*
Tetrachloro-m-xylene	*135*		*60 - 154*	*01/03/22 09:57*	*01/04/22 22:59*	*1*

Client Sample ID: PS22

Lab Sample ID: 480-193831-22

Date Collected: 12/28/21 15:18
Date Received: 12/29/21 13:40

Matrix: Solid

Method: 8260C - TCLP Volatiles - TCLP

Analyte	Result	Qualifier	RL	MDL	Unit	D	Prepared	Analyzed	Dil Fac
1,1-Dichloroethene	0.010	U	0.010	0.0029	mg/L			01/06/22 16:04	10
1,2-Dichloroethane	0.010	U	0.010	0.0021	mg/L			01/06/22 16:04	10
2-Butanone (MEK)	0.050	U	0.050	0.013	mg/L			01/06/22 16:04	10
Benzene	0.010	U	0.010	0.0041	mg/L			01/06/22 16:04	10
Carbon tetrachloride	0.010	U	0.010	0.0027	mg/L			01/06/22 16:04	10
Chlorobenzene	0.010	U	0.010	0.0075	mg/L			01/06/22 16:04	10
Chloroform	0.010	U	0.010	0.0034	mg/L			01/06/22 16:04	10
Tetrachloroethene	0.010	U	0.010	0.0036	mg/L			01/06/22 16:04	10
Trichloroethene	0.010	U	0.010	0.0046	mg/L			01/06/22 16:04	10
Vinyl chloride	0.010	U	0.010	0.0090	mg/L			01/06/22 16:04	10

Surrogate	*%Recovery*	*Qualifier*	*Limits*	*Prepared*	*Analyzed*	*Dil Fac*
1,2-Dichloroethane-d4 (Surr)	*100*		*77 - 120*		*01/06/22 16:04*	*10*
4-Bromofluorobenzene (Surr)	*97*		*73 - 120*		*01/06/22 16:04*	*10*
Dibromofluoromethane (Surr)	*96*		*75 - 123*		*01/06/22 16:04*	*10*
Toluene-d8 (Surr)	*94*		*80 - 120*		*01/06/22 16:04*	*10*

Method: 8270D - Semivolatile Organic Compounds (GC/MS) - TCLP

Analyte	Result	Qualifier	RL	MDL	Unit	D	Prepared	Analyzed	Dil Fac
1,4-Dichlorobenzene	0.040	U	0.040	0.0018	mg/L		01/05/22 14:39	01/06/22 18:17	1
2,4,5-Trichlorophenol	0.020	U	0.020	0.0019	mg/L		01/05/22 14:39	01/06/22 18:17	1
2,4,6-Trichlorophenol	0.020	U	0.020	0.0024	mg/L		01/05/22 14:39	01/06/22 18:17	1
2,4-Dinitrotoluene	0.020	U	0.020	0.0017	mg/L		01/05/22 14:39	01/06/22 18:17	1
2-Methylphenol	0.020	U	0.020	0.0016	mg/L		01/05/22 14:39	01/06/22 18:17	1
3-Methylphenol	0.040	U	0.040	0.0016	mg/L		01/05/22 14:39	01/06/22 18:17	1
4-Methylphenol	0.040	U	0.040	0.0014	mg/L		01/05/22 14:39	01/06/22 18:17	1
Hexachlorobenzene	0.020	U	0.020	0.0020	mg/L		01/05/22 14:39	01/06/22 18:17	1
Hexachlorobutadiene	0.020	U	0.020	0.0027	mg/L		01/05/22 14:39	01/06/22 18:17	1
Hexachloroethane	0.020	U	0.020	0.0023	mg/L		01/05/22 14:39	01/06/22 18:17	1
Nitrobenzene	0.020	U	0.020	0.0011	mg/L		01/05/22 14:39	01/06/22 18:17	1
Pentachlorophenol	0.040	U	0.040	0.0088	mg/L		01/05/22 14:39	01/06/22 18:17	1

Client Sample ID: PS22

Date Collected: 12/28/21 15:18
Date Received: 12/29/21 13:40

Lab Sample ID: 480-193831-22

Matrix: Solid

Method: 8270D - Semivolatile Organic Compounds (GC/MS) - TCLP (Continued)

Analyte	Result	Qualifier	RL	MDL	Unit	D	Prepared	Analyzed	Dil Fac
Pyridine	0.10	U	0.10	0.0016	mg/L		01/05/22 14:39	01/06/22 18:17	1

Surrogate	*%Recovery*	*Qualifier*	*Limits*	*Prepared*	*Analyzed*	*Dil Fac*
2,4,6-Tribromophenol (Surr)	*93*		*41 - 120*	*01/05/22 14:39*	*01/06/22 18:17*	*1*
2-Fluorobiphenyl (Surr)	*96*		*48 - 120*	*01/05/22 14:39*	*01/06/22 18:17*	*1*
2-Fluorophenol (Surr)	*49*		*35 - 120*	*01/05/22 14:39*	*01/06/22 18:17*	*1*
Nitrobenzene-d5 (Surr)	*83*		*46 - 120*	*01/05/22 14:39*	*01/06/22 18:17*	*1*
Phenol-d5 (Surr)	*33*		*22 - 120*	*01/05/22 14:39*	*01/06/22 18:17*	*1*
p-Terphenyl-d14 (Surr)	*107*		*60 - 148*	*01/05/22 14:39*	*01/06/22 18:17*	*1*

Method: 8081B - Organochlorine Pesticides (GC) - TCLP

Analyte	Result	Qualifier	RL	MDL	Unit	D	Prepared	Analyzed	Dil Fac
gamma-BHC (Lindane)	0.00020	U *+	0.00020	0.0000060	mg/L		01/05/22 11:24	01/06/22 16:30	1
Chlordane (technical)	0.0020	U	0.0020	0.000029	mg/L		01/05/22 11:24	01/06/22 16:30	1
Endrin	0.00020	U	0.00020	0.000014	mg/L		01/05/22 11:24	01/06/22 16:30	1
Heptachlor	0.00020	U *+	0.00020	0.0000085	mg/L		01/05/22 11:24	01/06/22 16:30	1
Heptachlor epoxide	0.00020	U *+	0.00020	0.0000053	mg/L		01/05/22 11:24	01/06/22 16:30	1
Methoxychlor	0.00020	U	0.00020	0.000014	mg/L		01/05/22 11:24	01/06/22 16:30	1
Toxaphene	0.0020	U	0.0020	0.00012	mg/L		01/05/22 11:24	01/06/22 16:30	1

Surrogate	*%Recovery*	*Qualifier*	*Limits*	*Prepared*	*Analyzed*	*Dil Fac*
DCB Decachlorobiphenyl	*78*		*20 - 120*	*01/05/22 11:24*	*01/06/22 16:30*	*1*
Tetrachloro-m-xylene	*78*		*44 - 120*	*01/05/22 11:24*	*01/06/22 16:30*	*1*

Method: 8151 - TCLP Herbicides - TCLP

Analyte	Result	Qualifier	RL	MDL	Unit	D	Prepared	Analyzed	Dil Fac
2,4-D	0.0020	U	0.0020	0.00040	mg/L		01/06/22 09:01	01/07/22 19:53	1
Silvex (2,4,5-TP)	0.0020	U	0.0020	0.00036	mg/L		01/06/22 09:01	01/07/22 19:53	1

Surrogate	*%Recovery*	*Qualifier*	*Limits*	*Prepared*	*Analyzed*	*Dil Fac*
2,4-Dichlorophenylacetic acid	*14*	*S1-*	*48 - 132*	*01/06/22 09:01*	*01/07/22 19:53*	*1*

Method: 6010C - Metals (ICP) - TCLP

Analyte	Result	Qualifier	RL	MDL	Unit	D	Prepared	Analyzed	Dil Fac
Arsenic	0.015	U	0.015	0.0056	mg/L		01/06/22 08:15	01/06/22 15:06	1
Barium	**0.82**	**J**	1.0	0.10	mg/L		01/06/22 08:15	01/06/22 15:06	1
Cadmium	**0.0013**	**J**	0.0020	0.00050	mg/L		01/06/22 08:15	01/06/22 15:06	1
Chromium	0.020	U	0.020	0.010	mg/L		01/06/22 08:15	01/06/22 15:06	1
Lead	**0.0071**	**J B**	0.020	0.0030	mg/L		01/06/22 08:15	01/06/22 15:06	1
Selenium	0.025	U	0.025	0.0087	mg/L		01/06/22 08:15	01/06/22 15:06	1
Silver	0.0060	U	0.0060	0.0017	mg/L		01/06/22 08:15	01/06/22 15:06	1

Method: 7470A - TCLP Mercury - TCLP

Analyte	Result	Qualifier	RL	MDL	Unit	D	Prepared	Analyzed	Dil Fac
Mercury	0.00020	U	0.00020	0.000043	mg/L		01/12/22 13:35	01/12/22 16:33	1

General Chemistry

Analyte	Result	Qualifier	RL	MDL	Unit	D	Prepared	Analyzed	Dil Fac
Cyanide, Reactive	10	U	10	10	mg/Kg		01/05/22 08:30	01/06/22 09:58	1
Sulfide, Reactive	10	U	10	10	mg/Kg		01/05/22 08:30	01/05/22 13:30	1

Client Sample ID: PS22
Lab Sample ID: 480-193831-22
Date Collected: 12/28/21 15:18
Matrix: Solid
Date Received: 12/29/21 13:40

Analyte	Result	Qualifier	RL	RL	Unit	D	Prepared	Analyzed	Dil Fac
Flashpoint	>175	*- ^-	50.0	50.0	Degrees F			01/10/22 16:22	1
pH	7.6	HF	0.1	0.1	SU			01/04/22 11:00	1
Temperature	19.9	HF	0.001	0.001	Degrees C			01/04/22 11:00	1

Client Sample ID: PS22
Lab Sample ID: 480-193831-22
Date Collected: 12/28/21 15:18
Matrix: Solid
Date Received: 12/29/21 13:40
Percent Solids: 81.0

Method: 8015D - Gasoline Range Organics (GRO) (GC)

Analyte	Result	Qualifier	RL	MDL	Unit	D	Prepared	Analyzed	Dil Fac
Gasoline Range Organics [C6 - C10]	1.2	J B	1.4	0.36	mg/Kg	☼	01/04/22 07:52	01/04/22 13:20	1

Surrogate	*%Recovery*	*Qualifier*	*Limits*	*Prepared*	*Analyzed*	*Dil Fac*
a,a,a-Trifluorotoluene	*89*		*46 - 156*	*01/04/22 07:52*	*01/04/22 13:20*	*1*

Method: 8015D - Diesel Range Organics (DRO) (GC)

Analyte	Result	Qualifier	RL	MDL	Unit	D	Prepared	Analyzed	Dil Fac
Diesel Range Organics [C10-C28]	15	J	20	6.1	mg/Kg	☼	01/03/22 08:28	01/04/22 08:21	1

Surrogate	*%Recovery*	*Qualifier*	*Limits*	*Prepared*	*Analyzed*	*Dil Fac*
o-Terphenyl	*83*		*48 - 125*	*01/03/22 08:28*	*01/04/22 08:21*	*1*

Method: 8082A - Polychlorinated Biphenyls (PCBs) by Gas Chromatography

Analyte	Result	Qualifier	RL	MDL	Unit	D	Prepared	Analyzed	Dil Fac
PCB-1016	0.28	U	0.28	0.055	mg/Kg	☼	01/03/22 09:57	01/04/22 23:12	1
PCB-1221	0.28	U	0.28	0.055	mg/Kg	☼	01/03/22 09:57	01/04/22 23:12	1
PCB-1232	0.28	U	0.28	0.055	mg/Kg	☼	01/03/22 09:57	01/04/22 23:12	1
PCB-1242	0.28	U	0.28	0.055	mg/Kg	☼	01/03/22 09:57	01/04/22 23:12	1
PCB-1248	0.28	U	0.28	0.055	mg/Kg	☼	01/03/22 09:57	01/04/22 23:12	1
PCB-1254	0.28	U	0.28	0.13	mg/Kg	☼	01/03/22 09:57	01/04/22 23:12	1
PCB-1260	0.28	U	0.28	0.13	mg/Kg	☼	01/03/22 09:57	01/04/22 23:12	1
PCB-1262	0.28	U	0.28	0.13	mg/Kg	☼	01/03/22 09:57	01/04/22 23:12	1
PCB-1268	0.28	U	0.28	0.13	mg/Kg	☼	01/03/22 09:57	01/04/22 23:12	1

Surrogate	*%Recovery*	*Qualifier*	*Limits*	*Prepared*	*Analyzed*	*Dil Fac*
DCB Decachlorobiphenyl	*156*		*65 - 174*	*01/03/22 09:57*	*01/04/22 23:12*	*1*
Tetrachloro-m-xylene	*136*		*60 - 154*	*01/03/22 09:57*	*01/04/22 23:12*	*1*

Client Sample ID: PS23
Lab Sample ID: 480-193831-23
Date Collected: 12/28/21 15:24
Matrix: Solid
Date Received: 12/29/21 13:40

Method: 8260C - TCLP Volatiles - TCLP

Analyte	Result	Qualifier	RL	MDL	Unit	D	Prepared	Analyzed	Dil Fac
1,1-Dichloroethene	0.010	U	0.010	0.0029	mg/L			01/06/22 16:27	10
1,2-Dichloroethane	0.010	U	0.010	0.0021	mg/L			01/06/22 16:27	10
2-Butanone (MEK)	0.050	U	0.050	0.013	mg/L			01/06/22 16:27	10
Benzene	0.010	U	0.010	0.0041	mg/L			01/06/22 16:27	10
Carbon tetrachloride	0.010	U	0.010	0.0027	mg/L			01/06/22 16:27	10
Chlorobenzene	0.010	U	0.010	0.0075	mg/L			01/06/22 16:27	10
Chloroform	0.010	U	0.010	0.0034	mg/L			01/06/22 16:27	10
Tetrachloroethene	0.010	U	0.010	0.0036	mg/L			01/06/22 16:27	10

Client Sample ID: PS23

Date Collected: 12/28/21 15:24
Date Received: 12/29/21 13:40

Lab Sample ID: 480-193831-23

Matrix: Solid

Method: 8260C - TCLP Volatiles - TCLP (Continued)

Analyte	Result	Qualifier	RL	MDL	Unit	D	Prepared	Analyzed	Dil Fac
Trichloroethene	0.010	U	0.010	0.0046	mg/L			01/06/22 16:27	10
Vinyl chloride	0.010	U	0.010	0.0090	mg/L			01/06/22 16:27	10

Surrogate	*%Recovery*	*Qualifier*	*Limits*	*Prepared*	*Analyzed*	*Dil Fac*
1,2-Dichloroethane-d4 (Surr)	*98*		*77 - 120*		*01/06/22 16:27*	*10*
4-Bromofluorobenzene (Surr)	*102*		*73 - 120*		*01/06/22 16:27*	*10*
Dibromofluoromethane (Surr)	*97*		*75 - 123*		*01/06/22 16:27*	*10*
Toluene-d8 (Surr)	*101*		*80 - 120*		*01/06/22 16:27*	*10*

Method: 8270D - Semivolatile Organic Compounds (GC/MS) - TCLP

Analyte	Result	Qualifier	RL	MDL	Unit	D	Prepared	Analyzed	Dil Fac
1,4-Dichlorobenzene	0.040	U	0.040	0.0018	mg/L		01/05/22 14:39	01/06/22 18:42	1
2,4,5-Trichlorophenol	0.020	U	0.020	0.0019	mg/L		01/05/22 14:39	01/06/22 18:42	1
2,4,6-Trichlorophenol	0.020	U	0.020	0.0024	mg/L		01/05/22 14:39	01/06/22 18:42	1
2,4-Dinitrotoluene	0.020	U	0.020	0.0017	mg/L		01/05/22 14:39	01/06/22 18:42	1
2-Methylphenol	0.020	U	0.020	0.0016	mg/L		01/05/22 14:39	01/06/22 18:42	1
3-Methylphenol	0.040	U	0.040	0.0016	mg/L		01/05/22 14:39	01/06/22 18:42	1
4-Methylphenol	0.040	U	0.040	0.0014	mg/L		01/05/22 14:39	01/06/22 18:42	1
Hexachlorobenzene	0.020	U	0.020	0.0020	mg/L		01/05/22 14:39	01/06/22 18:42	1
Hexachlorobutadiene	0.020	U	0.020	0.0027	mg/L		01/05/22 14:39	01/06/22 18:42	1
Hexachloroethane	0.020	U	0.020	0.0023	mg/L		01/05/22 14:39	01/06/22 18:42	1
Nitrobenzene	0.020	U	0.020	0.0011	mg/L		01/05/22 14:39	01/06/22 18:42	1
Pentachlorophenol	0.040	U	0.040	0.0088	mg/L		01/05/22 14:39	01/06/22 18:42	1
Pyridine	0.10	U	0.10	0.0016	mg/L		01/05/22 14:39	01/06/22 18:42	1

Surrogate	*%Recovery*	*Qualifier*	*Limits*	*Prepared*	*Analyzed*	*Dil Fac*
2,4,6-Tribromophenol (Surr)	*89*		*41 - 120*	*01/05/22 14:39*	*01/06/22 18:42*	*1*
2-Fluorobiphenyl (Surr)	*82*		*48 - 120*	*01/05/22 14:39*	*01/06/22 18:42*	*1*
2-Fluorophenol (Surr)	*41*		*35 - 120*	*01/05/22 14:39*	*01/06/22 18:42*	*1*
Nitrobenzene-d5 (Surr)	*69*		*46 - 120*	*01/05/22 14:39*	*01/06/22 18:42*	*1*
Phenol-d5 (Surr)	*27*		*22 - 120*	*01/05/22 14:39*	*01/06/22 18:42*	*1*
p-Terphenyl-d14 (Surr)	*103*		*60 - 148*	*01/05/22 14:39*	*01/06/22 18:42*	*1*

Method: 8081B - Organochlorine Pesticides (GC) - TCLP

Analyte	Result	Qualifier	RL	MDL	Unit	D	Prepared	Analyzed	Dil Fac
gamma-BHC (Lindane)	0.00020	U *+	0.00020	0.0000060	mg/L		01/05/22 11:24	01/06/22 16:50	1
Chlordane (technical)	0.0020	U	0.0020	0.000029	mg/L		01/05/22 11:24	01/06/22 16:50	1
Endrin	0.00020	U	0.00020	0.000014	mg/L		01/05/22 11:24	01/06/22 16:50	1
Heptachlor	0.00020	U *+	0.00020	0.0000085	mg/L		01/05/22 11:24	01/06/22 16:50	1
Heptachlor epoxide	0.00020	U *+	0.00020	0.0000053	mg/L		01/05/22 11:24	01/06/22 16:50	1
Methoxychlor	0.00020	U	0.00020	0.000014	mg/L		01/05/22 11:24	01/06/22 16:50	1
Toxaphene	0.0020	U	0.0020	0.00012	mg/L		01/05/22 11:24	01/06/22 16:50	1

Surrogate	*%Recovery*	*Qualifier*	*Limits*	*Prepared*	*Analyzed*	*Dil Fac*
DCB Decachlorobiphenyl	*77*		*20 - 120*	*01/05/22 11:24*	*01/06/22 16:50*	*1*
Tetrachloro-m-xylene	*86*		*44 - 120*	*01/05/22 11:24*	*01/06/22 16:50*	*1*

Method: 8151 - TCLP Herbicides - TCLP

Analyte	Result	Qualifier	RL	MDL	Unit	D	Prepared	Analyzed	Dil Fac
2,4-D	0.0020	U	0.0020	0.00040	mg/L		01/06/22 09:01	01/07/22 20:22	1
Silvex (2,4,5-TP)	0.0020	U	0.0020	0.00036	mg/L		01/06/22 09:01	01/07/22 20:22	1

Client Sample Results

Client: Brydges Engineering in Environment & Energy DPC
Project/Site: Pilgrim Village Senior

Job ID: 480-193831-1

Client Sample ID: PS23

Date Collected: 12/28/21 15:24
Date Received: 12/29/21 13:40

Lab Sample ID: 480-193831-23

Matrix: Solid

Surrogate	*%Recovery*	*Qualifier*	*Limits*	*Prepared*	*Analyzed*	*Dil Fac*
2,4-Dichlorophenylacetic acid	*10*	*S1-*	*48 - 132*	*01/06/22 09:01*	*01/07/22 20:22*	*1*

Method: 6010C - Metals (ICP) - TCLP

Analyte	Result	Qualifier	RL	MDL	Unit	D	Prepared	Analyzed	Dil Fac
Arsenic	0.015	U	0.015	0.0056	mg/L		01/06/22 08:15	01/06/22 15:10	1
Barium	**1.0**		1.0	0.10	mg/L		01/06/22 08:15	01/06/22 15:10	1
Cadmium	**0.0017**	**J**	0.0020	0.00050	mg/L		01/06/22 08:15	01/06/22 15:10	1
Chromium	0.020	U	0.020	0.010	mg/L		01/06/22 08:15	01/06/22 15:10	1
Lead	**0.039**	**B**	0.020	0.0030	mg/L		01/06/22 08:15	01/06/22 15:10	1
Selenium	0.025	U	0.025	0.0087	mg/L		01/06/22 08:15	01/06/22 15:10	1
Silver	0.0060	U	0.0060	0.0017	mg/L		01/06/22 08:15	01/06/22 15:10	1

Method: 7470A - TCLP Mercury - TCLP

Analyte	Result	Qualifier	RL	MDL	Unit	D	Prepared	Analyzed	Dil Fac
Mercury	0.00020	U	0.00020	0.000043	mg/L		01/12/22 13:35	01/12/22 16:34	1

General Chemistry

Analyte	Result	Qualifier	RL	MDL	Unit	D	Prepared	Analyzed	Dil Fac
Cyanide, Reactive	9.9	U	9.9	9.9	mg/Kg		01/06/22 12:52	01/06/22 13:25	1
Sulfide, Reactive	9.9	U	9.9	9.9	mg/Kg		01/06/22 12:52	01/06/22 13:00	1

Analyte	Result	Qualifier	RL	RL	Unit	D	Prepared	Analyzed	Dil Fac
Flashpoint	**>180**		50.0	50.0	Degrees F			01/10/22 16:05	1
pH	**7.3**	**HF**	0.1	0.1	SU			01/04/22 11:00	1
Temperature	**20.0**	**HF**	0.001	0.001	Degrees C			01/04/22 11:00	1

Client Sample ID: PS23

Date Collected: 12/28/21 15:24
Date Received: 12/29/21 13:40

Lab Sample ID: 480-193831-23

Matrix: Solid
Percent Solids: 82.0

Method: 8015D - Gasoline Range Organics (GRO) (GC)

Analyte	Result	Qualifier	RL	MDL	Unit	D	Prepared	Analyzed	Dil Fac
Gasoline Range Organics [C6 - C10]	1.5	U	1.5	0.40	mg/Kg	☼	01/04/22 07:52	01/04/22 13:56	1

Surrogate	*%Recovery*	*Qualifier*	*Limits*	*Prepared*	*Analyzed*	*Dil Fac*
a,a,a-Trifluorotoluene	*93*		*46 - 156*	*01/04/22 07:52*	*01/04/22 13:56*	*1*

Method: 8015D - Diesel Range Organics (DRO) (GC)

Analyte	Result	Qualifier	RL	MDL	Unit	D	Prepared	Analyzed	Dil Fac
Diesel Range Organics [C10-C28]	**9.4**	**J**	20	6.0	mg/Kg	☼	01/03/22 08:28	01/04/22 08:57	1

Surrogate	*%Recovery*	*Qualifier*	*Limits*	*Prepared*	*Analyzed*	*Dil Fac*
o-Terphenyl	*88*		*48 - 125*	*01/03/22 08:28*	*01/04/22 08:57*	*1*

Method: 8082A - Polychlorinated Biphenyls (PCBs) by Gas Chromatography

Analyte	Result	Qualifier	RL	MDL	Unit	D	Prepared	Analyzed	Dil Fac
PCB-1016	0.28	U	0.28	0.054	mg/Kg	☼	01/03/22 09:57	01/04/22 23:25	1
PCB-1221	0.28	U	0.28	0.054	mg/Kg	☼	01/03/22 09:57	01/04/22 23:25	1
PCB-1232	0.28	U	0.28	0.054	mg/Kg	☼	01/03/22 09:57	01/04/22 23:25	1
PCB-1242	0.28	U	0.28	0.054	mg/Kg	☼	01/03/22 09:57	01/04/22 23:25	1
PCB-1248	0.28	U	0.28	0.054	mg/Kg	☼	01/03/22 09:57	01/04/22 23:25	1
PCB-1254	0.28	U	0.28	0.13	mg/Kg	☼	01/03/22 09:57	01/04/22 23:25	1
PCB-1260	0.28	U	0.28	0.13	mg/Kg	☼	01/03/22 09:57	01/04/22 23:25	1

Client Sample ID: PS23
Lab Sample ID: 480-193831-23

Date Collected: 12/28/21 15:24
Matrix: Solid
Date Received: 12/29/21 13:40
Percent Solids: 82.0

Method: 8082A - Polychlorinated Biphenyls (PCBs) by Gas Chromatography (Continued)

Analyte	Result	Qualifier	RL	MDL	Unit	D	Prepared	Analyzed	Dil Fac
PCB-1262	0.28	U	0.28	0.13	mg/Kg	☼	01/03/22 09:57	01/04/22 23:25	1
PCB-1268	0.28	U	0.28	0.13	mg/Kg	☼	01/03/22 09:57	01/04/22 23:25	1

Surrogate	*%Recovery*	*Qualifier*	*Limits*	*Prepared*	*Analyzed*	*Dil Fac*
DCB Decachlorobiphenyl	*150*		*65 - 174*	*01/03/22 09:57*	*01/04/22 23:25*	*1*
Tetrachloro-m-xylene	*130*		*60 - 154*	*01/03/22 09:57*	*01/04/22 23:25*	*1*

Surrogate Summary

Client: Brydges Engineering in Environment & Energy DPC
Project/Site: Pilgrim Village Senior

Job ID: 480-193831-1

Method: 8260C - TCLP Volatiles

Matrix: Solid **Prep Type: Total/NA**

		Percent Surrogate Recovery (Acceptance Limits)			
		DCA	BFB	DBFM	TOL
Lab Sample ID	Client Sample ID	(77-120)	(73-120)	(75-123)	(80-120)
LCS 480-610775/6	Lab Control Sample	101	105	99	102
LCS 480-610929/6	Lab Control Sample	99	101	100	101
LCSD 480-610775/27	Lab Control Sample Dup	106	104	102	100
MB 480-610775/8	Method Blank	109	104	103	103
MB 480-610929/8	Method Blank	103	103	102	98

Surrogate Legend

DCA = 1,2-Dichloroethane-d4 (Surr)
BFB = 4-Bromofluorobenzene (Surr)
DBFM = Dibromofluoromethane (Surr)
TOL = Toluene-d8 (Surr)

Method: 8260C - TCLP Volatiles

Matrix: Solid **Prep Type: TCLP**

		Percent Surrogate Recovery (Acceptance Limits)			
		DCA	BFB	DBFM	TOL
Lab Sample ID	Client Sample ID	(77-120)	(73-120)	(75-123)	(80-120)
480-193831-1	PS1	104	101	104	97
480-193831-2	PS2	104	101	102	97
480-193831-3	PS3	105	104	103	98
480-193831-4	PS4	107	104	99	99
480-193831-5	PS5	105	105	101	100
480-193831-6	PS6	104	103	105	99
480-193831-7	PS7	105	103	102	100
480-193831-8	PS8	105	102	103	99
480-193831-9	PS9	106	104	104	100
480-193831-10	PS10	105	101	103	98
480-193831-11	PS11	104	104	106	99
480-193831-12	PS12	106	105	105	101
480-193831-13	PS13	99	101	98	100
480-193831-14	PS14	102	100	100	101
480-193831-15	PS15	99	103	96	100
480-193831-16	PS16	99	102	97	100
480-193831-17	PS17	99	101	100	98
480-193831-18	PS18	99	101	96	99
480-193831-19	PS19	101	99	96	96
480-193831-20	PS20	96	98	96	98
480-193831-21	PS21	94	93	95	94
480-193831-22	PS22	100	97	96	94
480-193831-23	PS23	98	102	97	101
LB 480-610619/1-A	Method Blank	103	102	100	100
LB 480-610787/1-A	Method Blank	102	100	99	102

Surrogate Legend

DCA = 1,2-Dichloroethane-d4 (Surr)
BFB = 4-Bromofluorobenzene (Surr)
DBFM = Dibromofluoromethane (Surr)
TOL = Toluene-d8 (Surr)

Surrogate Summary

Client: Brydges Engineering in Environment & Energy DPC
Job ID: 480-193831-1
Project/Site: Pilgrim Village Senior

Method: 8270D - Semivolatile Organic Compounds (GC/MS)

Matrix: Solid **Prep Type: Total/NA**

		Percent Surrogate Recovery (Acceptance Limits)					
		TBP	FBP	2FP	NBZ	PHL	TPHd14
Lab Sample ID	Client Sample ID	(41-120)	(48-120)	(35-120)	(46-120)	(22-120)	(60-148)
LCS 480-610779/2-A	Lab Control Sample	113	95	47	92	34	106
LCS 480-610890/2-A	Lab Control Sample	108	95	44	82	33	105
LCSD 480-610779/3-A	Lab Control Sample Dup	109	96	50	94	36	108
LCSD 480-610890/3-A	Lab Control Sample Dup	109	84	38	70	28	102
MB 480-610779/1-A	Method Blank	80	90	48	86	33	97
MB 480-610890/1-A	Method Blank	87	81	38	69	26	104

Surrogate Legend

TBP = 2,4,6-Tribromophenol (Surr)
FBP = 2-Fluorobiphenyl (Surr)
2FP = 2-Fluorophenol (Surr)
NBZ = Nitrobenzene-d5 (Surr)
PHL = Phenol-d5 (Surr)
TPHd14 = p-Terphenyl-d14 (Surr)

Method: 8270D - Semivolatile Organic Compounds (GC/MS)

Matrix: Solid **Prep Type: TCLP**

		Percent Surrogate Recovery (Acceptance Limits)					
		TBP	FBP	2FP	NBZ	PHL	TPHd14
Lab Sample ID	Client Sample ID	(41-120)	(48-120)	(35-120)	(46-120)	(22-120)	(60-148)
480-193831-1	PS1	87	89	45	83	30	103
480-193831-2	PS2	87	87	47	85	31	102
480-193831-3	PS3	87	91	50	91	32	101
480-193831-4	PS4	97	102	52	99	36	113
480-193831-5	PS5	91	93	49	92	32	100
480-193831-6	PS6	92	94	51	94	34	102
480-193831-7	PS7	82	88	48	86	33	104
480-193831-8	PS8	94	86	47	86	30	112
480-193831-9	PS9	90	91	46	87	30	98
480-193831-10	PS10	80	74	38	72	27	94
480-193831-11	PS11	90	89	44	83	30	102
480-193831-12	PS12	90	90	47	88	30	104
480-193831-13	PS13	103	97	48	83	32	107
480-193831-14	PS14	102	98	49	84	34	104
480-193831-15	PS15	97	92	45	76	31	101
480-193831-16	PS16	101	106	55	90	37	112
480-193831-17	PS17	95	91	46	78	32	102
480-193831-18	PS18	90	80	38	66	26	101
480-193831-19	PS19	90	83	41	69	28	105
480-193831-20	PS20	99	102	51	85	34	106
480-193831-21	PS21	101	95	46	81	33	108
480-193831-22	PS22	93	96	49	83	33	107
480-193831-23	PS23	89	82	41	69	27	103
LB 480-610618/1-F	Method Blank	99	98	52	95	36	106
LB 480-610766/1-D	Method Blank	97	96	48	82	33	100

Surrogate Legend

TBP = 2,4,6-Tribromophenol (Surr)
FBP = 2-Fluorobiphenyl (Surr)
2FP = 2-Fluorophenol (Surr)

Surrogate Summary

Client: Brydges Engineering in Environment & Energy DPC
Job ID: 480-193831-1
Project/Site: Pilgrim Village Senior

NBZ = Nitrobenzene-d5 (Surr)
PHL = Phenol-d5 (Surr)
TPHd14 = p-Terphenyl-d14 (Surr)

Method: 8015D - Gasoline Range Organics (GRO) (GC)

Matrix: Solid **Prep Type: Total/NA**

		Percent Surrogate Recovery (Acceptance Limits)						
Lab Sample ID	Client Sample ID	TFT2 (46-156)						
480-193831-1	PS1	87						
480-193831-2	PS2	87						
480-193831-2 MS	PS2	58						
480-193831-2 MSD	PS2	63						
480-193831-3	PS3	71						
480-193831-4	PS4	70						
480-193831-5	PS5	84						
480-193831-6	PS6	85						
480-193831-7	PS7	94						
480-193831-8	PS8	98						
480-193831-9	PS9	97						
480-193831-10	PS10	93						
480-193831-11	PS11	98						
480-193831-12	PS12	95						
480-193831-13	PS13	78						
480-193831-14	PS14	80						
480-193831-15	PS15	78						
480-193831-16	PS16	93						
480-193831-17	PS17	84						
480-193831-18	PS18	72						
480-193831-19	PS19	96						
480-193831-20	PS20	92						
480-193831-21	PS21	91						
480-193831-21 MS	PS21	87						
480-193831-21 MSD	PS21	74						
480-193831-22	PS22	89						
480-193831-23	PS23	93						
LCS 480-610593/2-A	Lab Control Sample	93						
LCS 480-610683/2-A	Lab Control Sample	98						
MB 480-610593/1-A	Method Blank	98						
MB 480-610683/1-A	Method Blank	107						

Surrogate Legend

TFT = a,a,a-Trifluorotoluene

Method: 8015D - Diesel Range Organics (DRO) (GC)

Matrix: Solid **Prep Type: Total/NA**

		Percent Surrogate Recovery (Acceptance Limits)						
Lab Sample ID	Client Sample ID	OTPH (48-125)						
480-193831-1	PS1	79						
480-193831-2	PS2	72						
480-193831-3	PS3	79						
480-193831-4	PS4	83						
480-193831-5	PS5	76						
480-193831-6	PS6	82						

Method: 8015D - Diesel Range Organics (DRO) (GC) (Continued)

Matrix: Solid **Prep Type: Total/NA**

Lab Sample ID	Client Sample ID	OTPH (48-125)
480-193831-7	PS7	79
480-193831-8	PS8	72
480-193831-9	PS9	76
480-193831-10	PS10	85
480-193831-11	PS11	77
480-193831-12	PS12	84
480-193831-13	PS13	82
480-193831-14	PS14	86
480-193831-15	PS15	82
480-193831-16	PS16	88
480-193831-16 MS	PS16	92
480-193831-16 MSD	PS16	88
480-193831-17	PS17	88
480-193831-18	PS18	84
480-193831-19	PS19	82
480-193831-20	PS20	85
480-193831-21	PS21	88
480-193831-22	PS22	83
480-193831-23	PS23	88
LCS 480-610520/2-A	Lab Control Sample	79
LCS 480-610609/2-A	Lab Control Sample	93
MB 480-610520/1-A	Method Blank	81
MB 480-610609/1-A	Method Blank	84

Percent Surrogate Recovery (Acceptance Limits)

Surrogate Legend

OTPH = o-Terphenyl

Method: 8081B - Organochlorine Pesticides (GC)

Matrix: Solid **Prep Type: Total/NA**

Lab Sample ID	Client Sample ID	DCBP2 (20-120)	TCX2 (44-120)
LCS 480-610727/2-A	Lab Control Sample	62	83
LCS 480-610864/2-A	Lab Control Sample	75	88
LCSD 480-610727/3-A	Lab Control Sample Dup	65	91
LCSD 480-610864/3-A	Lab Control Sample Dup	77	94
MB 480-610727/1-A	Method Blank	58	83
MB 480-610864/1-A	Method Blank	80	91

Percent Surrogate Recovery (Acceptance Limits)

Surrogate Legend

DCBP = DCB Decachlorobiphenyl

TCX = Tetrachloro-m-xylene

Method: 8081B - Organochlorine Pesticides (GC)

Matrix: Solid **Prep Type: TCLP**

Lab Sample ID	Client Sample ID	DCBP2 (20-120)	TCX2 (44-120)
480-193831-1	PS1	81	86
480-193831-2	PS2	84	90

Percent Surrogate Recovery (Acceptance Limits)

Method: 8081B - Organochlorine Pesticides (GC) (Continued)

Matrix: Solid **Prep Type: TCLP**

		Percent Surrogate Recovery (Acceptance Limits)	
Lab Sample ID	Client Sample ID	DCBP2 (20-120)	TCX2 (44-120)
480-193831-3	PS3	85	94
480-193831-4	PS4	85	87
480-193831-5	PS5	71	91
480-193831-6	PS6	87	96
480-193831-7	PS7	81	89
480-193831-8	PS8	89	89
480-193831-9	PS9	80	90
480-193831-10	PS10	74	82
480-193831-11	PS11	71	84
480-193831-12	PS12	89	92
480-193831-13	PS13	84	90
480-193831-14	PS14	90	90
480-193831-15	PS15	93	92
480-193831-16	PS16	92	89
480-193831-17	PS17	82	86
480-193831-18	PS18	70	83
480-193831-19	PS19	73	80
480-193831-20	PS20	83	88
480-193831-21	PS21	77	80
480-193831-22	PS22	78	78
480-193831-23	PS23	77	86
LB 480-610618/1-B	Method Blank	93	92
LB 480-610766/1-B	Method Blank	80	75

Surrogate Legend

DCBP = DCB Decachlorobiphenyl

TCX = Tetrachloro-m-xylene

Method: 8082A - Polychlorinated Biphenyls (PCBs) by Gas Chromatography

Matrix: Solid **Prep Type: Total/NA**

		Percent Surrogate Recovery (Acceptance Limits)	
Lab Sample ID	Client Sample ID	DCBP1 (65-174)	TCX1 (60-154)
480-193831-1	PS1	125	125
480-193831-2	PS2	126	125
480-193831-3	PS3	132	130
480-193831-4	PS4	127	125
480-193831-5	PS5	134	129
480-193831-6	PS6	136	125
LCS 480-610595/2-A	Lab Control Sample	132	134
MB 480-610595/1-A	Method Blank	121	123

Surrogate Legend

DCBP = DCB Decachlorobiphenyl

TCX = Tetrachloro-m-xylene

Surrogate Summary

Client: Brydges Engineering in Environment & Energy DPC
Job ID: 480-193831-1
Project/Site: Pilgrim Village Senior

Method: 8082A - Polychlorinated Biphenyls (PCBs) by Gas Chromatography

Matrix: Solid **Prep Type: Total/NA**

		Percent Surrogate Recovery (Acceptance Limits)	
Lab Sample ID	Client Sample ID	DCBP2 (65-174)	TCX2 (60-154)
480-193831-7	PS7	138	139
480-193831-8	PS8	143	138
480-193831-9	PS9	146	136
480-193831-10	PS10	114	129
480-193831-10 MS	PS10	123	128
480-193831-10 MSD	PS10	133	152
480-193831-11	PS11	140	131
480-193831-12	PS12	139	129
480-193831-13	PS13	145	131
480-193831-14	PS14	142	129
480-193831-15	PS15	149	134
480-193831-15 MS	PS15	173	149
480-193831-15 MSD	PS15	172	152
480-193831-16	PS16	146	124
480-193831-17	PS17	152	136
480-193831-18	PS18	154	132
480-193831-19	PS19	153	135
480-193831-20	PS20	159	135
480-193831-21	PS21	159	135
480-193831-22	PS22	156	136
480-193831-23	PS23	150	130
LCS 480-610623/2-A	Lab Control Sample	137	148
LCS 480-610624/2-A	Lab Control Sample	173	153
MB 480-610623/1-A	Method Blank	131	142
MB 480-610624/1-A	Method Blank	163	143

Surrogate Legend

DCBP = DCB Decachlorobiphenyl
TCX = Tetrachloro-m-xylene

Method: 8151 - TCLP Herbicides

Matrix: Solid **Prep Type: Total/NA**

		Percent Surrogate Recovery (Acceptance Limits)
Lab Sample ID	Client Sample ID	DCPAA1 (48-132)
LCS 480-610729/2-A	Lab Control Sample	69
LCS 480-610943/2-A	Lab Control Sample	74
LCSD 480-610729/3-A	Lab Control Sample Dup	70
LCSD 480-610943/3-A	Lab Control Sample Dup	158 S1+
MB 480-610729/1-A	Method Blank	75
MB 480-610943/1-A	Method Blank	83

Surrogate Legend

DCPAA = 2,4-Dichlorophenylacetic acid

Surrogate Summary

Client: Brydges Engineering in Environment & Energy DPC
Job ID: 480-193831-1
Project/Site: Pilgrim Village Senior

Method: 8151 - TCLP Herbicides

Matrix: Solid **Prep Type: TCLP**

		Percent Surrogate Recovery (Acceptance Limits)						
Lab Sample ID	**Client Sample ID**	**DCPAA1 (48-132)**						
480-193831-1	PS1	30 S1-						
480-193831-2	PS2	27 S1-						
480-193831-3	PS3	19 S1-						
480-193831-4	PS4	18 S1-						
480-193831-5	PS5	15 S1-						
480-193831-6	PS6	23 S1-						
480-193831-7	PS7	18 S1-						
480-193831-8	PS8	35 S1-						
480-193831-9	PS9	25 S1-						
480-193831-10	PS10	22 S1-						
480-193831-11	PS11	18 S1-						
480-193831-12	PS12	34 S1-						
480-193831-13	PS13	10 S1-						
480-193831-14	PS14	12 S1-						
480-193831-15	PS15	9 S1-						
480-193831-16	PS16	12 S1-						
480-193831-17	PS17	17 S1-						
480-193831-18	PS18	11 S1-						
480-193831-19	PS19	9 S1-						
480-193831-20	PS20	13 S1-						
480-193831-21	PS21	12 S1-						
480-193831-22	PS22	14 S1-						
480-193831-23	PS23	10 S1-						
LB 480-610618/1-C	Method Blank	21 S1-						
LB 480-610766/1-F	Method Blank	10 S1-						

Surrogate Legend

DCPAA = 2,4-Dichlorophenylacetic acid

Method: 8260C - TCLP Volatiles

Lab Sample ID: MB 480-610775/8
Matrix: Solid
Analysis Batch: 610775

Client Sample ID: Method Blank
Prep Type: Total/NA

Analyte	MB Result	MB Qualifier	RL	MDL	Unit	D	Prepared	Analyzed	Dil Fac
1,1-Dichloroethene	0.0010	U	0.0010	0.00029	mg/L			01/04/22 17:53	1
1,2-Dichloroethane	0.0010	U	0.0010	0.00021	mg/L			01/04/22 17:53	1
2-Butanone (MEK)	0.0050	U	0.0050	0.0013	mg/L			01/04/22 17:53	1
Benzene	0.0010	U	0.0010	0.00041	mg/L			01/04/22 17:53	1
Carbon tetrachloride	0.0010	U	0.0010	0.00027	mg/L			01/04/22 17:53	1
Chlorobenzene	0.0010	U	0.0010	0.00075	mg/L			01/04/22 17:53	1
Chloroform	0.0010	U	0.0010	0.00034	mg/L			01/04/22 17:53	1
Tetrachloroethene	0.0010	U	0.0010	0.00036	mg/L			01/04/22 17:53	1
Trichloroethene	0.0010	U	0.0010	0.00046	mg/L			01/04/22 17:53	1
Vinyl chloride	0.0010	U	0.0010	0.00090	mg/L			01/04/22 17:53	1

Surrogate	*MB %Recovery*	*MB Qualifier*	*Limits*	*Prepared*	*Analyzed*	*Dil Fac*
1,2-Dichloroethane-d4 (Surr)	*109*		*77 - 120*		*01/04/22 17:53*	*1*
4-Bromofluorobenzene (Surr)	*104*		*73 - 120*		*01/04/22 17:53*	*1*
Dibromofluoromethane (Surr)	*103*		*75 - 123*		*01/04/22 17:53*	*1*
Toluene-d8 (Surr)	*103*		*80 - 120*		*01/04/22 17:53*	*1*

Lab Sample ID: LCS 480-610775/6
Matrix: Solid
Analysis Batch: 610775

Client Sample ID: Lab Control Sample
Prep Type: Total/NA

Analyte	Spike Added	LCS Result	LCS Qualifier	Unit	D	%Rec	%Rec. Limits
1,1-Dichloroethene	0.0250	0.0223		mg/L		89	66 - 127
1,2-Dichloroethane	0.0250	0.0262		mg/L		105	75 - 120
2-Butanone (MEK)	0.125	0.138		mg/L		110	57 - 140
Benzene	0.0250	0.0269		mg/L		108	71 - 124
Carbon tetrachloride	0.0250	0.0253		mg/L		101	72 - 134
Chlorobenzene	0.0250	0.0269		mg/L		108	80 - 120
Chloroform	0.0250	0.0255		mg/L		102	73 - 127
Tetrachloroethene	0.0250	0.0277		mg/L		111	74 - 122
Trichloroethene	0.0250	0.0271		mg/L		108	74 - 123
Vinyl chloride	0.0250	0.0258		mg/L		103	65 - 133

Surrogate	*LCS %Recovery*	*LCS Qualifier*	*Limits*
1,2-Dichloroethane-d4 (Surr)	*101*		*77 - 120*
4-Bromofluorobenzene (Surr)	*105*		*73 - 120*
Dibromofluoromethane (Surr)	*99*		*75 - 123*
Toluene-d8 (Surr)	*102*		*80 - 120*

Lab Sample ID: LCSD 480-610775/27
Matrix: Solid
Analysis Batch: 610775

Client Sample ID: Lab Control Sample Dup
Prep Type: Total/NA

Analyte	Spike Added	LCSD Result	LCSD Qualifier	Unit	D	%Rec	%Rec. Limits	RPD	RPD Limit
1,1-Dichloroethene	0.0250	0.0243		mg/L		97	66 - 127	8	16
1,2-Dichloroethane	0.0250	0.0277		mg/L		111	75 - 120	6	20
2-Butanone (MEK)	0.125	0.143		mg/L		114	57 - 140	3	20
Benzene	0.0250	0.0279		mg/L		112	71 - 124	4	13

Method: 8260C - TCLP Volatiles (Continued)

Lab Sample ID: LCSD 480-610775/27
Matrix: Solid
Analysis Batch: 610775

Client Sample ID: Lab Control Sample Dup
Prep Type: Total/NA

Analyte	Spike Added	LCSD Result	LCSD Qualifier	Unit	D	%Rec	%Rec. Limits	RPD	RPD Limit
Carbon tetrachloride	0.0250	0.0265		mg/L		106	72 - 134	4	15
Chlorobenzene	0.0250	0.0268		mg/L		107	80 - 120	1	25
Chloroform	0.0250	0.0270		mg/L		108	73 - 127	5	20
Tetrachloroethene	0.0250	0.0275		mg/L		110	74 - 122	1	20
Trichloroethene	0.0250	0.0288		mg/L		115	74 - 123	6	16
Vinyl chloride	0.0250	0.0279		mg/L		112	65 - 133	8	15

Surrogate	*LCSD %Recovery*	*LCSD Qualifier*	*Limits*
1,2-Dichloroethane-d4 (Surr)	*106*		*77 - 120*
4-Bromofluorobenzene (Surr)	*104*		*73 - 120*
Dibromofluoromethane (Surr)	*102*		*75 - 123*
Toluene-d8 (Surr)	*100*		*80 - 120*

Lab Sample ID: MB 480-610929/8
Matrix: Solid
Analysis Batch: 610929

Client Sample ID: Method Blank
Prep Type: Total/NA

Analyte	MB Result	MB Qualifier	RL	MDL	Unit	D	Prepared	Analyzed	Dil Fac
1,1-Dichloroethene	0.0010	U	0.0010	0.00029	mg/L			01/06/22 11:02	1
1,2-Dichloroethane	0.0010	U	0.0010	0.00021	mg/L			01/06/22 11:02	1
2-Butanone (MEK)	0.0050	U	0.0050	0.0013	mg/L			01/06/22 11:02	1
Benzene	0.0010	U	0.0010	0.00041	mg/L			01/06/22 11:02	1
Carbon tetrachloride	0.0010	U	0.0010	0.00027	mg/L			01/06/22 11:02	1
Chlorobenzene	0.0010	U	0.0010	0.00075	mg/L			01/06/22 11:02	1
Chloroform	0.0010	U	0.0010	0.00034	mg/L			01/06/22 11:02	1
Tetrachloroethene	0.0010	U	0.0010	0.00036	mg/L			01/06/22 11:02	1
Trichloroethene	0.0010	U	0.0010	0.00046	mg/L			01/06/22 11:02	1
Vinyl chloride	0.0010	U	0.0010	0.00090	mg/L			01/06/22 11:02	1

Surrogate	*MB %Recovery*	*MB Qualifier*	*Limits*	*Prepared*	*Analyzed*	*Dil Fac*
1,2-Dichloroethane-d4 (Surr)	*103*		*77 - 120*		*01/06/22 11:02*	*1*
4-Bromofluorobenzene (Surr)	*103*		*73 - 120*		*01/06/22 11:02*	*1*
Dibromofluoromethane (Surr)	*102*		*75 - 123*		*01/06/22 11:02*	*1*
Toluene-d8 (Surr)	*98*		*80 - 120*		*01/06/22 11:02*	*1*

Lab Sample ID: LCS 480-610929/6
Matrix: Solid
Analysis Batch: 610929

Client Sample ID: Lab Control Sample
Prep Type: Total/NA

Analyte	Spike Added	LCS Result	LCS Qualifier	Unit	D	%Rec	%Rec. Limits
1,1-Dichloroethene	0.0250	0.0266		mg/L		106	66 - 127
1,2-Dichloroethane	0.0250	0.0239		mg/L		95	75 - 120
2-Butanone (MEK)	0.125	0.116		mg/L		92	57 - 140
Benzene	0.0250	0.0249		mg/L		100	71 - 124
Carbon tetrachloride	0.0250	0.0277		mg/L		111	72 - 134
Chlorobenzene	0.0250	0.0249		mg/L		100	80 - 120
Chloroform	0.0250	0.0246		mg/L		98	73 - 127
Tetrachloroethene	0.0250	0.0267		mg/L		107	74 - 122

Method: 8260C - TCLP Volatiles (Continued)

Lab Sample ID: LCS 480-610929/6
Matrix: Solid
Analysis Batch: 610929

Client Sample ID: Lab Control Sample
Prep Type: Total/NA

Analyte	Spike Added	LCS Result	LCS Qualifier	Unit	D	%Rec	%Rec. Limits
Trichloroethene	0.0250	0.0260		mg/L		104	74 - 123
Vinyl chloride	0.0250	0.0232		mg/L		93	65 - 133

Surrogate	*LCS %Recovery*	*LCS Qualifier*	*Limits*
1,2-Dichloroethane-d4 (Surr)	*99*		*77 - 120*
4-Bromofluorobenzene (Surr)	*101*		*73 - 120*
Dibromofluoromethane (Surr)	*100*		*75 - 123*
Toluene-d8 (Surr)	*101*		*80 - 120*

Lab Sample ID: LB 480-610619/1-A
Matrix: Solid
Analysis Batch: 610775

Client Sample ID: Method Blank
Prep Type: TCLP

Analyte	LB Result	LB Qualifier	RL	MDL	Unit	D	Prepared	Analyzed	Dil Fac
1,1-Dichloroethene	0.010	U	0.010	0.0029	mg/L			01/04/22 18:16	10
1,2-Dichloroethane	0.010	U	0.010	0.0021	mg/L			01/04/22 18:16	10
2-Butanone (MEK)	0.050	U	0.050	0.013	mg/L			01/04/22 18:16	10
Benzene	0.010	U	0.010	0.0041	mg/L			01/04/22 18:16	10
Carbon tetrachloride	0.010	U	0.010	0.0027	mg/L			01/04/22 18:16	10
Chlorobenzene	0.010	U	0.010	0.0075	mg/L			01/04/22 18:16	10
Chloroform	0.010	U	0.010	0.0034	mg/L			01/04/22 18:16	10
Tetrachloroethene	0.010	U	0.010	0.0036	mg/L			01/04/22 18:16	10
Trichloroethene	0.010	U	0.010	0.0046	mg/L			01/04/22 18:16	10
Vinyl chloride	0.010	U	0.010	0.0090	mg/L			01/04/22 18:16	10

Surrogate	*LB %Recovery*	*LB Qualifier*	*Limits*	*Prepared*	*Analyzed*	*Dil Fac*
1,2-Dichloroethane-d4 (Surr)	*103*		*77 - 120*		*01/04/22 18:16*	*10*
4-Bromofluorobenzene (Surr)	*102*		*73 - 120*		*01/04/22 18:16*	*10*
Dibromofluoromethane (Surr)	*100*		*75 - 123*		*01/04/22 18:16*	*10*
Toluene-d8 (Surr)	*100*		*80 - 120*		*01/04/22 18:16*	*10*

Lab Sample ID: LB 480-610787/1-A
Matrix: Solid
Analysis Batch: 610929

Client Sample ID: Method Blank
Prep Type: TCLP

Analyte	LB Result	LB Qualifier	RL	MDL	Unit	D	Prepared	Analyzed	Dil Fac
1,1-Dichloroethene	0.010	U	0.010	0.0029	mg/L			01/06/22 12:12	10
1,2-Dichloroethane	0.010	U	0.010	0.0021	mg/L			01/06/22 12:12	10
2-Butanone (MEK)	0.050	U	0.050	0.013	mg/L			01/06/22 12:12	10
Benzene	0.010	U	0.010	0.0041	mg/L			01/06/22 12:12	10
Carbon tetrachloride	0.010	U	0.010	0.0027	mg/L			01/06/22 12:12	10
Chlorobenzene	0.010	U	0.010	0.0075	mg/L			01/06/22 12:12	10
Chloroform	0.010	U	0.010	0.0034	mg/L			01/06/22 12:12	10
Tetrachloroethene	0.010	U	0.010	0.0036	mg/L			01/06/22 12:12	10
Trichloroethene	0.010	U	0.010	0.0046	mg/L			01/06/22 12:12	10
Vinyl chloride	0.010	U	0.010	0.0090	mg/L			01/06/22 12:12	10

Method: 8260C - TCLP Volatiles (Continued)

Lab Sample ID: LB 480-610787/1-A
Matrix: Solid
Analysis Batch: 610929

Client Sample ID: Method Blank
Prep Type: TCLP

Surrogate	LB %Recovery	LB Qualifier	Limits	Prepared	Analyzed	Dil Fac
1,2-Dichloroethane-d4 (Surr)	102		77 - 120		01/06/22 12:12	10
4-Bromofluorobenzene (Surr)	100		73 - 120		01/06/22 12:12	10
Dibromofluoromethane (Surr)	99		75 - 123		01/06/22 12:12	10
Toluene-d8 (Surr)	102		80 - 120		01/06/22 12:12	10

Method: 8270D - Semivolatile Organic Compounds (GC/MS)

Lab Sample ID: MB 480-610779/1-A
Matrix: Solid
Analysis Batch: 610856

Client Sample ID: Method Blank
Prep Type: Total/NA
Prep Batch: 610779

Analyte	MB Result	MB Qualifier	RL	MDL	Unit	D	Prepared	Analyzed	Dil Fac
1,4-Dichlorobenzene	0.010	U	0.010	0.00045	mg/L		01/04/22 15:38	01/05/22 15:38	1
2,4,5-Trichlorophenol	0.0050	U	0.0050	0.00048	mg/L		01/04/22 15:38	01/05/22 15:38	1
2,4,6-Trichlorophenol	0.0050	U	0.0050	0.00060	mg/L		01/04/22 15:38	01/05/22 15:38	1
2,4-Dinitrotoluene	0.0050	U	0.0050	0.00043	mg/L		01/04/22 15:38	01/05/22 15:38	1
2-Methylphenol	0.0050	U	0.0050	0.00040	mg/L		01/04/22 15:38	01/05/22 15:38	1
3-Methylphenol	0.010	U	0.010	0.00040	mg/L		01/04/22 15:38	01/05/22 15:38	1
4-Methylphenol	0.010	U	0.010	0.00035	mg/L		01/04/22 15:38	01/05/22 15:38	1
Hexachlorobenzene	0.0050	U	0.0050	0.00050	mg/L		01/04/22 15:38	01/05/22 15:38	1
Hexachlorobutadiene	0.0050	U	0.0050	0.00068	mg/L		01/04/22 15:38	01/05/22 15:38	1
Hexachloroethane	0.0050	U	0.0050	0.00058	mg/L		01/04/22 15:38	01/05/22 15:38	1
Nitrobenzene	0.0050	U	0.0050	0.00028	mg/L		01/04/22 15:38	01/05/22 15:38	1
Pentachlorophenol	0.010	U	0.010	0.0022	mg/L		01/04/22 15:38	01/05/22 15:38	1
Pyridine	0.025	U	0.025	0.00040	mg/L		01/04/22 15:38	01/05/22 15:38	1

Surrogate	MB %Recovery	MB Qualifier	Limits	Prepared	Analyzed	Dil Fac
2,4,6-Tribromophenol (Surr)	80		41 - 120	01/04/22 15:38	01/05/22 15:38	1
2-Fluorobiphenyl (Surr)	90		48 - 120	01/04/22 15:38	01/05/22 15:38	1
2-Fluorophenol (Surr)	48		35 - 120	01/04/22 15:38	01/05/22 15:38	1
Nitrobenzene-d5 (Surr)	86		46 - 120	01/04/22 15:38	01/05/22 15:38	1
Phenol-d5 (Surr)	33		22 - 120	01/04/22 15:38	01/05/22 15:38	1
p-Terphenyl-d14 (Surr)	97		60 - 148	01/04/22 15:38	01/05/22 15:38	1

Lab Sample ID: LCS 480-610779/2-A
Matrix: Solid
Analysis Batch: 610856

Client Sample ID: Lab Control Sample
Prep Type: Total/NA
Prep Batch: 610779

Analyte	Spike Added	LCS Result	LCS Qualifier	Unit	D	%Rec	%Rec. Limits
1,4-Dichlorobenzene	0.0500	0.0389		mg/L		78	51 - 120
2,4,5-Trichlorophenol	0.0500	0.0540		mg/L		108	65 - 126
2,4,6-Trichlorophenol	0.0500	0.0516		mg/L		103	64 - 120
2,4-Dinitrotoluene	0.0500	0.0556		mg/L		111	69 - 120
2-Methylphenol	0.0500	0.0396		mg/L		79	39 - 120
3-Methylphenol	0.0500	0.0373		mg/L		75	39 - 120
4-Methylphenol	0.0500	0.0373		mg/L		75	29 - 131
Hexachlorobenzene	0.0500	0.0535		mg/L		107	61 - 120
Hexachlorobutadiene	0.0500	0.0436		mg/L		87	35 - 120

Method: 8270D - Semivolatile Organic Compounds (GC/MS) (Continued)

Lab Sample ID: LCS 480-610779/2-A
Matrix: Solid
Analysis Batch: 610856

Client Sample ID: Lab Control Sample
Prep Type: Total/NA
Prep Batch: 610779

Analyte	Spike Added	LCS Result	LCS Qualifier	Unit	D	%Rec	%Rec. Limits
Hexachloroethane	0.0500	0.0381		mg/L		76	43 - 120
Nitrobenzene	0.0500	0.0477		mg/L		95	53 - 123
Pentachlorophenol	0.100	0.123		mg/L		123	29 - 136
Pyridine	0.100	0.0382		mg/L		38	10 - 120

Surrogate	*LCS %Recovery*	*LCS Qualifier*	*Limits*
2,4,6-Tribromophenol (Surr)	*113*		*41 - 120*
2-Fluorobiphenyl (Surr)	*95*		*48 - 120*
2-Fluorophenol (Surr)	*47*		*35 - 120*
Nitrobenzene-d5 (Surr)	*92*		*46 - 120*
Phenol-d5 (Surr)	*34*		*22 - 120*
p-Terphenyl-d14 (Surr)	*106*		*60 - 148*

Lab Sample ID: LCSD 480-610779/3-A
Matrix: Solid
Analysis Batch: 610856

Client Sample ID: Lab Control Sample Dup
Prep Type: Total/NA
Prep Batch: 610779

Analyte	Spike Added	LCSD Result	LCSD Qualifier	Unit	D	%Rec	%Rec. Limits	RPD	RPD Limit
1,4-Dichlorobenzene	0.0500	0.0384		mg/L		77	51 - 120	1	36
2,4,5-Trichlorophenol	0.0500	0.0539		mg/L		108	65 - 126	0	18
2,4,6-Trichlorophenol	0.0500	0.0526		mg/L		105	64 - 120	2	19
2,4-Dinitrotoluene	0.0500	0.0570		mg/L		114	69 - 120	3	20
2-Methylphenol	0.0500	0.0406		mg/L		81	39 - 120	2	27
3-Methylphenol	0.0500	0.0373		mg/L		75	39 - 120	0	30
4-Methylphenol	0.0500	0.0373		mg/L		75	29 - 131	0	24
Hexachlorobenzene	0.0500	0.0525		mg/L		105	61 - 120	2	15
Hexachlorobutadiene	0.0500	0.0434		mg/L		87	35 - 120	1	44
Hexachloroethane	0.0500	0.0405		mg/L		81	43 - 120	6	46
Nitrobenzene	0.0500	0.0471		mg/L		94	53 - 123	1	24
Pentachlorophenol	0.100	0.126		mg/L		126	29 - 136	3	37
Pyridine	0.100	0.0341		mg/L		34	10 - 120	11	49

Surrogate	*LCSD %Recovery*	*LCSD Qualifier*	*Limits*
2,4,6-Tribromophenol (Surr)	*109*		*41 - 120*
2-Fluorobiphenyl (Surr)	*96*		*48 - 120*
2-Fluorophenol (Surr)	*50*		*35 - 120*
Nitrobenzene-d5 (Surr)	*94*		*46 - 120*
Phenol-d5 (Surr)	*36*		*22 - 120*
p-Terphenyl-d14 (Surr)	*108*		*60 - 148*

Lab Sample ID: MB 480-610890/1-A
Matrix: Solid
Analysis Batch: 610941

Client Sample ID: Method Blank
Prep Type: Total/NA
Prep Batch: 610890

Analyte	MB Result	MB Qualifier	RL	MDL	Unit	D	Prepared	Analyzed	Dil Fac
1,4-Dichlorobenzene	0.010	U	0.010	0.00045	mg/L		01/05/22 14:39	01/06/22 12:59	1
2,4,5-Trichlorophenol	0.0050	U	0.0050	0.00048	mg/L		01/05/22 14:39	01/06/22 12:59	1
2,4,6-Trichlorophenol	0.0050	U	0.0050	0.00060	mg/L		01/05/22 14:39	01/06/22 12:59	1

Method: 8270D - Semivolatile Organic Compounds (GC/MS) (Continued)

Lab Sample ID: MB 480-610890/1-A
Matrix: Solid
Analysis Batch: 610941

Client Sample ID: Method Blank
Prep Type: Total/NA
Prep Batch: 610890

Analyte	MB Result	MB Qualifier	RL	MDL	Unit	D	Prepared	Analyzed	Dil Fac
2,4-Dinitrotoluene	0.0050	U	0.0050	0.00043	mg/L		01/05/22 14:39	01/06/22 12:59	1
2-Methylphenol	0.0050	U	0.0050	0.00040	mg/L		01/05/22 14:39	01/06/22 12:59	1
3-Methylphenol	0.010	U	0.010	0.00040	mg/L		01/05/22 14:39	01/06/22 12:59	1
4-Methylphenol	0.010	U	0.010	0.00035	mg/L		01/05/22 14:39	01/06/22 12:59	1
Hexachlorobenzene	0.0050	U	0.0050	0.00050	mg/L		01/05/22 14:39	01/06/22 12:59	1
Hexachlorobutadiene	0.0050	U	0.0050	0.00068	mg/L		01/05/22 14:39	01/06/22 12:59	1
Hexachloroethane	0.0050	U	0.0050	0.00058	mg/L		01/05/22 14:39	01/06/22 12:59	1
Nitrobenzene	0.0050	U	0.0050	0.00028	mg/L		01/05/22 14:39	01/06/22 12:59	1
Pentachlorophenol	0.010	U	0.010	0.0022	mg/L		01/05/22 14:39	01/06/22 12:59	1
Pyridine	0.025	U	0.025	0.00040	mg/L		01/05/22 14:39	01/06/22 12:59	1

Surrogate	*MB %Recovery*	*MB Qualifier*	*Limits*	*Prepared*	*Analyzed*	*Dil Fac*
2,4,6-Tribromophenol (Surr)	*87*		*41 - 120*	*01/05/22 14:39*	*01/06/22 12:59*	*1*
2-Fluorobiphenyl (Surr)	*81*		*48 - 120*	*01/05/22 14:39*	*01/06/22 12:59*	*1*
2-Fluorophenol (Surr)	*38*		*35 - 120*	*01/05/22 14:39*	*01/06/22 12:59*	*1*
Nitrobenzene-d5 (Surr)	*69*		*46 - 120*	*01/05/22 14:39*	*01/06/22 12:59*	*1*
Phenol-d5 (Surr)	*26*		*22 - 120*	*01/05/22 14:39*	*01/06/22 12:59*	*1*
p-Terphenyl-d14 (Surr)	*104*		*60 - 148*	*01/05/22 14:39*	*01/06/22 12:59*	*1*

Lab Sample ID: LCS 480-610890/2-A
Matrix: Solid
Analysis Batch: 610941

Client Sample ID: Lab Control Sample
Prep Type: Total/NA
Prep Batch: 610890

Analyte	Spike Added	LCS Result	LCS Qualifier	Unit	D	%Rec	%Rec. Limits
1,4-Dichlorobenzene	0.0500	0.0398		mg/L		80	51 - 120
2,4,5-Trichlorophenol	0.0500	0.0497		mg/L		99	65 - 126
2,4,6-Trichlorophenol	0.0500	0.0506		mg/L		101	64 - 120
2,4-Dinitrotoluene	0.0500	0.0545		mg/L		109	69 - 120
2-Methylphenol	0.0500	0.0392		mg/L		78	39 - 120
3-Methylphenol	0.0500	0.0372		mg/L		74	39 - 120
4-Methylphenol	0.0500	0.0372		mg/L		74	29 - 131
Hexachlorobenzene	0.0500	0.0522		mg/L		104	61 - 120
Hexachlorobutadiene	0.0500	0.0446		mg/L		89	35 - 120
Hexachloroethane	0.0500	0.0366		mg/L		73	43 - 120
Nitrobenzene	0.0500	0.0417		mg/L		83	53 - 123
Pentachlorophenol	0.100	0.107		mg/L		107	29 - 136
Pyridine	0.100	0.0316		mg/L		32	10 - 120

Surrogate	*LCS %Recovery*	*LCS Qualifier*	*Limits*
2,4,6-Tribromophenol (Surr)	*108*		*41 - 120*
2-Fluorobiphenyl (Surr)	*95*		*48 - 120*
2-Fluorophenol (Surr)	*44*		*35 - 120*
Nitrobenzene-d5 (Surr)	*82*		*46 - 120*
Phenol-d5 (Surr)	*33*		*22 - 120*
p-Terphenyl-d14 (Surr)	*105*		*60 - 148*

Method: 8270D - Semivolatile Organic Compounds (GC/MS) (Continued)

Lab Sample ID: LCSD 480-610890/3-A
Matrix: Solid
Analysis Batch: 610941

Client Sample ID: Lab Control Sample Dup
Prep Type: Total/NA
Prep Batch: 610890

Analyte	Spike Added	LCSD Result	LCSD Qualifier	Unit	D	%Rec	%Rec. Limits	RPD	RPD Limit
1,4-Dichlorobenzene	0.0500	0.0333		mg/L		67	51 - 120	18	36
2,4,5-Trichlorophenol	0.0500	0.0488		mg/L		98	65 - 126	2	18
2,4,6-Trichlorophenol	0.0500	0.0464		mg/L		93	64 - 120	9	19
2,4-Dinitrotoluene	0.0500	0.0545		mg/L		109	69 - 120	0	20
2-Methylphenol	0.0500	0.0330		mg/L		66	39 - 120	17	27
3-Methylphenol	0.0500	0.0312		mg/L		62	39 - 120	18	30
4-Methylphenol	0.0500	0.0312		mg/L		62	29 - 131	18	24
Hexachlorobenzene	0.0500	0.0509		mg/L		102	61 - 120	3	15
Hexachlorobutadiene	0.0500	0.0373		mg/L		75	35 - 120	18	44
Hexachloroethane	0.0500	0.0318		mg/L		64	43 - 120	14	46
Nitrobenzene	0.0500	0.0357		mg/L		71	53 - 123	16	24
Pentachlorophenol	0.100	0.111		mg/L		111	29 - 136	3	37
Pyridine	0.100	0.0404		mg/L		40	10 - 120	24	49

Surrogate	*LCSD %Recovery*	*LCSD Qualifier*	*Limits*
2,4,6-Tribromophenol (Surr)	*109*		*41 - 120*
2-Fluorobiphenyl (Surr)	*84*		*48 - 120*
2-Fluorophenol (Surr)	*38*		*35 - 120*
Nitrobenzene-d5 (Surr)	*70*		*46 - 120*
Phenol-d5 (Surr)	*28*		*22 - 120*
p-Terphenyl-d14 (Surr)	*102*		*60 - 148*

Lab Sample ID: LB 480-610618/1-F
Matrix: Solid
Analysis Batch: 610856

Client Sample ID: Method Blank
Prep Type: TCLP
Prep Batch: 610779

Analyte	LB Result	LB Qualifier	RL	MDL	Unit	D	Prepared	Analyzed	Dil Fac
1,4-Dichlorobenzene	0.040	U	0.040	0.0018	mg/L		01/04/22 15:38	01/05/22 16:50	1
2,4,5-Trichlorophenol	0.020	U	0.020	0.0019	mg/L		01/04/22 15:38	01/05/22 16:50	1
2,4,6-Trichlorophenol	0.020	U	0.020	0.0024	mg/L		01/04/22 15:38	01/05/22 16:50	1
2,4-Dinitrotoluene	0.020	U	0.020	0.0017	mg/L		01/04/22 15:38	01/05/22 16:50	1
2-Methylphenol	0.020	U	0.020	0.0016	mg/L		01/04/22 15:38	01/05/22 16:50	1
3-Methylphenol	0.040	U	0.040	0.0016	mg/L		01/04/22 15:38	01/05/22 16:50	1
4-Methylphenol	0.040	U	0.040	0.0014	mg/L		01/04/22 15:38	01/05/22 16:50	1
Hexachlorobenzene	0.020	U	0.020	0.0020	mg/L		01/04/22 15:38	01/05/22 16:50	1
Hexachlorobutadiene	0.020	U	0.020	0.0027	mg/L		01/04/22 15:38	01/05/22 16:50	1
Hexachloroethane	0.020	U	0.020	0.0023	mg/L		01/04/22 15:38	01/05/22 16:50	1
Nitrobenzene	0.020	U	0.020	0.0011	mg/L		01/04/22 15:38	01/05/22 16:50	1
Pentachlorophenol	0.040	U	0.040	0.0088	mg/L		01/04/22 15:38	01/05/22 16:50	1
Pyridine	0.10	U	0.10	0.0016	mg/L		01/04/22 15:38	01/05/22 16:50	1

Surrogate	*LB %Recovery*	*LB Qualifier*	*Limits*	*Prepared*	*Analyzed*	*Dil Fac*
2,4,6-Tribromophenol (Surr)	*99*		*41 - 120*	*01/04/22 15:38*	*01/05/22 16:50*	*1*
2-Fluorobiphenyl (Surr)	*98*		*48 - 120*	*01/04/22 15:38*	*01/05/22 16:50*	*1*
2-Fluorophenol (Surr)	*52*		*35 - 120*	*01/04/22 15:38*	*01/05/22 16:50*	*1*
Nitrobenzene-d5 (Surr)	*95*		*46 - 120*	*01/04/22 15:38*	*01/05/22 16:50*	*1*
Phenol-d5 (Surr)	*36*		*22 - 120*	*01/04/22 15:38*	*01/05/22 16:50*	*1*
p-Terphenyl-d14 (Surr)	*106*		*60 - 148*	*01/04/22 15:38*	*01/05/22 16:50*	*1*

Method: 8270D - Semivolatile Organic Compounds (GC/MS)

Lab Sample ID: LB 480-610766/1-D
Matrix: Solid
Analysis Batch: 610941

Client Sample ID: Method Blank
Prep Type: TCLP
Prep Batch: 610890

Analyte	LB Result	LB Qualifier	RL	MDL	Unit	D	Prepared	Analyzed	Dil Fac
1,4-Dichlorobenzene	0.040	U	0.040	0.0018	mg/L		01/05/22 14:39	01/06/22 14:12	1
2,4,5-Trichlorophenol	0.020	U	0.020	0.0019	mg/L		01/05/22 14:39	01/06/22 14:12	1
2,4,6-Trichlorophenol	0.020	U	0.020	0.0024	mg/L		01/05/22 14:39	01/06/22 14:12	1
2,4-Dinitrotoluene	0.020	U	0.020	0.0017	mg/L		01/05/22 14:39	01/06/22 14:12	1
2-Methylphenol	0.020	U	0.020	0.0016	mg/L		01/05/22 14:39	01/06/22 14:12	1
3-Methylphenol	0.040	U	0.040	0.0016	mg/L		01/05/22 14:39	01/06/22 14:12	1
4-Methylphenol	0.040	U	0.040	0.0014	mg/L		01/05/22 14:39	01/06/22 14:12	1
Hexachlorobenzene	0.020	U	0.020	0.0020	mg/L		01/05/22 14:39	01/06/22 14:12	1
Hexachlorobutadiene	0.020	U	0.020	0.0027	mg/L		01/05/22 14:39	01/06/22 14:12	1
Hexachloroethane	0.020	U	0.020	0.0023	mg/L		01/05/22 14:39	01/06/22 14:12	1
Nitrobenzene	0.020	U	0.020	0.0011	mg/L		01/05/22 14:39	01/06/22 14:12	1
Pentachlorophenol	0.040	U	0.040	0.0088	mg/L		01/05/22 14:39	01/06/22 14:12	1
Pyridine	0.10	U	0.10	0.0016	mg/L		01/05/22 14:39	01/06/22 14:12	1

Surrogate	*LB %Recovery*	*LB Qualifier*	*Limits*	*Prepared*	*Analyzed*	*Dil Fac*
2,4,6-Tribromophenol (Surr)	*97*		*41 - 120*	*01/05/22 14:39*	*01/06/22 14:12*	*1*
2-Fluorobiphenyl (Surr)	*96*		*48 - 120*	*01/05/22 14:39*	*01/06/22 14:12*	*1*
2-Fluorophenol (Surr)	*48*		*35 - 120*	*01/05/22 14:39*	*01/06/22 14:12*	*1*
Nitrobenzene-d5 (Surr)	*82*		*46 - 120*	*01/05/22 14:39*	*01/06/22 14:12*	*1*
Phenol-d5 (Surr)	*33*		*22 - 120*	*01/05/22 14:39*	*01/06/22 14:12*	*1*
p-Terphenyl-d14 (Surr)	*100*		*60 - 148*	*01/05/22 14:39*	*01/06/22 14:12*	*1*

Method: 8015D - Gasoline Range Organics (GRO) (GC)

Lab Sample ID: MB 480-610593/1-A
Matrix: Solid
Analysis Batch: 610597

Client Sample ID: Method Blank
Prep Type: Total/NA
Prep Batch: 610593

Analyte	MB Result	MB Qualifier	RL	MDL	Unit	D	Prepared	Analyzed	Dil Fac
Gasoline Range Organics [C6 - C10]	1.1	U	1.1	0.30	mg/Kg		01/03/22 07:07	01/03/22 08:30	1

Surrogate	*MB %Recovery*	*MB Qualifier*	*Limits*	*Prepared*	*Analyzed*	*Dil Fac*
a,a,a-Trifluorotoluene	*98*		*46 - 156*	*01/03/22 07:07*	*01/03/22 08:30*	*1*

Lab Sample ID: LCS 480-610593/2-A
Matrix: Solid
Analysis Batch: 610597

Client Sample ID: Lab Control Sample
Prep Type: Total/NA
Prep Batch: 610593

Analyte			Spike Added	LCS Result	LCS Qualifier	Unit	D	%Rec	%Rec. Limits		
Gasoline Range Organics [C6 - C10]			9.75	10.9		mg/Kg		111	64 - 129		

Surrogate	*LCS %Recovery*	*LCS Qualifier*	*Limits*
a,a,a-Trifluorotoluene	*93*		*46 - 156*

Method: 8015D - Gasoline Range Organics (GRO) (GC) (Continued)

Lab Sample ID: 480-193831-2 MS
Matrix: Solid
Analysis Batch: 610597

Client Sample ID: PS2
Prep Type: Total/NA
Prep Batch: 610593

Analyte	Sample Result	Sample Qualifier	Spike Added	MS Result	MS Qualifier	Unit	D	%Rec	%Rec. Limits
Gasoline Range Organics [C6 - C10]	1.4	U	11.1	7.16		mg/Kg	☼	65	41 - 142

Surrogate	*MS %Recovery*	*MS Qualifier*	*Limits*
a,a,a-Trifluorotoluene	*58*		*46 - 156*

Lab Sample ID: 480-193831-2 MSD
Matrix: Solid
Analysis Batch: 610597

Client Sample ID: PS2
Prep Type: Total/NA
Prep Batch: 610593

Analyte	Sample Result	Sample Qualifier	Spike Added	MSD Result	MSD Qualifier	Unit	D	%Rec	%Rec. Limits	RPD	RPD Limit
Gasoline Range Organics [C6 - C10]	1.4	U	11.6	8.46		mg/Kg	☼	73	41 - 142	17	32

Surrogate	*MSD %Recovery*	*MSD Qualifier*	*Limits*
a,a,a-Trifluorotoluene	*63*		*46 - 156*

Lab Sample ID: MB 480-610683/1-A
Matrix: Solid
Analysis Batch: 610704

Client Sample ID: Method Blank
Prep Type: Total/NA
Prep Batch: 610683

Analyte	MB Result	MB Qualifier	RL	MDL	Unit	D	Prepared	Analyzed	Dil Fac
Gasoline Range Organics [C6 - C10]	1.04	J	1.2	0.33	mg/Kg		01/04/22 07:52	01/04/22 10:21	1

Surrogate	*MB %Recovery*	*MB Qualifier*	*Limits*	*Prepared*	*Analyzed*	*Dil Fac*
a,a,a-Trifluorotoluene	*107*		*46 - 156*	*01/04/22 07:52*	*01/04/22 10:21*	*1*

Lab Sample ID: LCS 480-610683/2-A
Matrix: Solid
Analysis Batch: 610704

Client Sample ID: Lab Control Sample
Prep Type: Total/NA
Prep Batch: 610683

Analyte	Spike Added	LCS Result	LCS Qualifier	Unit	D	%Rec	%Rec. Limits
Gasoline Range Organics [C6 - C10]	9.92	9.78		mg/Kg		99	64 - 129

Surrogate	*LCS %Recovery*	*LCS Qualifier*	*Limits*
a,a,a-Trifluorotoluene	*98*		*46 - 156*

Lab Sample ID: 480-193831-21 MS
Matrix: Solid
Analysis Batch: 610704

Client Sample ID: PS21
Prep Type: Total/NA
Prep Batch: 610683

Analyte	Sample Result	Sample Qualifier	Spike Added	MS Result	MS Qualifier	Unit	D	%Rec	%Rec. Limits
Gasoline Range Organics [C6 - C10]	1.5	U	11.3	11.7		mg/Kg	☼	103	41 - 142

Surrogate	*MS %Recovery*	*MS Qualifier*	*Limits*
a,a,a-Trifluorotoluene	*87*		*46 - 156*

Method: 8015D - Gasoline Range Organics (GRO) (GC)

Lab Sample ID: 480-193831-21 MSD
Matrix: Solid
Analysis Batch: 610704

Client Sample ID: PS21
Prep Type: Total/NA
Prep Batch: 610683

Analyte	Sample Result	Sample Qualifier	Spike Added	MSD Result	MSD Qualifier	Unit	D	%Rec	%Rec. Limits	RPD	RPD Limit
Gasoline Range Organics [C6 - C10]	1.5	U	11.0	10.5		mg/Kg	☼	96	41 - 142	10	32

Surrogate	*MSD %Recovery*	*MSD Qualifier*	*Limits*
a,a,a-Trifluorotoluene	*74*		*46 - 156*

Method: 8015D - Diesel Range Organics (DRO) (GC)

Lab Sample ID: MB 480-610520/1-A
Matrix: Solid
Analysis Batch: 610596

Client Sample ID: Method Blank
Prep Type: Total/NA
Prep Batch: 610520

Analyte	MB Result	MB Qualifier	RL	MDL	Unit	D	Prepared	Analyzed	Dil Fac
Diesel Range Organics [C10-C28]	17	U	17	5.0	mg/Kg		12/30/21 14:28	01/03/22 09:10	1

Surrogate	*MB %Recovery*	*MB Qualifier*	*Limits*	*Prepared*	*Analyzed*	*Dil Fac*
o-Terphenyl	*81*		*48 - 125*	*12/30/21 14:28*	*01/03/22 09:10*	*1*

Lab Sample ID: LCS 480-610520/2-A
Matrix: Solid
Analysis Batch: 610596

Client Sample ID: Lab Control Sample
Prep Type: Total/NA
Prep Batch: 610520

Analyte			Spike Added	LCS Result	LCS Qualifier	Unit	D	%Rec	%Rec. Limits		
Diesel Range Organics [C10-C28]			49.7	39.2		mg/Kg		79	63 - 127		

Surrogate	*LCS %Recovery*	*LCS Qualifier*	*Limits*
o-Terphenyl	*79*		*48 - 125*

Lab Sample ID: MB 480-610609/1-A
Matrix: Solid
Analysis Batch: 610596

Client Sample ID: Method Blank
Prep Type: Total/NA
Prep Batch: 610609

Analyte	MB Result	MB Qualifier	RL	MDL	Unit	D	Prepared	Analyzed	Dil Fac
Diesel Range Organics [C10-C28]	16	U	16	4.9	mg/Kg		01/03/22 08:28	01/04/22 01:49	1

Surrogate	*MB %Recovery*	*MB Qualifier*	*Limits*	*Prepared*	*Analyzed*	*Dil Fac*
o-Terphenyl	*84*		*48 - 125*	*01/03/22 08:28*	*01/04/22 01:49*	*1*

Lab Sample ID: LCS 480-610609/2-A
Matrix: Solid
Analysis Batch: 610596

Client Sample ID: Lab Control Sample
Prep Type: Total/NA
Prep Batch: 610609

Analyte			Spike Added	LCS Result	LCS Qualifier	Unit	D	%Rec	%Rec. Limits		
Diesel Range Organics [C10-C28]			49.9	46.6		mg/Kg		93	63 - 127		

Method: 8015D - Diesel Range Organics (DRO) (GC) (Continued)

Lab Sample ID: LCS 480-610609/2-A
Matrix: Solid
Analysis Batch: 610596

Client Sample ID: Lab Control Sample
Prep Type: Total/NA
Prep Batch: 610609

Surrogate	LCS %Recovery	LCS Qualifier	Limits
o-Terphenyl	93		48 - 125

Lab Sample ID: 480-193831-16 MS
Matrix: Solid
Analysis Batch: 610596

Client Sample ID: PS16
Prep Type: Total/NA
Prep Batch: 610609

Analyte	Sample Result	Sample Qualifier	Spike Added	MS Result	MS Qualifier	Unit	D	%Rec	%Rec. Limits
Diesel Range Organics [C10-C28]	19	U	57.4	55.9		mg/Kg	☼	97	43 - 150

Surrogate	MS %Recovery	MS Qualifier	Limits
o-Terphenyl	92		48 - 125

Lab Sample ID: 480-193831-16 MSD
Matrix: Solid
Analysis Batch: 610596

Client Sample ID: PS16
Prep Type: Total/NA
Prep Batch: 610609

Analyte	Sample Result	Sample Qualifier	Spike Added	MSD Result	MSD Qualifier	Unit	D	%Rec	%Rec. Limits	RPD	RPD Limit
Diesel Range Organics [C10-C28]	19	U	57.3	54.4		mg/Kg	☼	95	43 - 150	3	35

Surrogate	MSD %Recovery	MSD Qualifier	Limits
o-Terphenyl	88		48 - 125

Method: 8081B - Organochlorine Pesticides (GC)

Lab Sample ID: MB 480-610727/1-A
Matrix: Solid
Analysis Batch: 610819

Client Sample ID: Method Blank
Prep Type: Total/NA
Prep Batch: 610727

Analyte	MB Result	MB Qualifier	RL	MDL	Unit	D	Prepared	Analyzed	Dil Fac
gamma-BHC (Lindane)	0.000050	U	0.000050	0.0000015	mg/L		01/04/22 11:16	01/05/22 09:56	1
Chlordane (technical)	0.00050	U	0.00050	0.0000073	mg/L		01/04/22 11:16	01/05/22 09:56	1
Endrin	0.000050	U	0.000050	0.0000035	mg/L		01/04/22 11:16	01/05/22 09:56	1
Heptachlor	0.000050	U	0.000050	0.0000021	mg/L		01/04/22 11:16	01/05/22 09:56	1
Heptachlor epoxide	0.000050	U	0.000050	0.0000013	mg/L		01/04/22 11:16	01/05/22 09:56	1
Methoxychlor	0.000050	U	0.000050	0.0000035	mg/L		01/04/22 11:16	01/05/22 09:56	1
Toxaphene	0.00050	U	0.00050	0.000030	mg/L		01/04/22 11:16	01/05/22 09:56	1

Surrogate	MB %Recovery	MB Qualifier	Limits	Prepared	Analyzed	Dil Fac
DCB Decachlorobiphenyl	58		20 - 120	01/04/22 11:16	01/05/22 09:56	1
Tetrachloro-m-xylene	83		44 - 120	01/04/22 11:16	01/05/22 09:56	1

Method: 8081B - Organochlorine Pesticides (GC) (Continued)

Lab Sample ID: LCS 480-610727/2-A
Matrix: Solid
Analysis Batch: 610819

Client Sample ID: Lab Control Sample
Prep Type: Total/NA
Prep Batch: 610727

Analyte	Spike Added	LCS Result	LCS Qualifier	Unit	D	%Rec	%Rec. Limits
gamma-BHC (Lindane)	0.000500	0.000547		mg/L		109	56 - 120
Endrin	0.000500	0.000598		mg/L		120	65 - 135
Heptachlor	0.000500	0.000577		mg/L		115	58 - 120
Heptachlor epoxide	0.000500	0.000618		mg/L		124	65 - 125
Methoxychlor	0.000500	0.000716		mg/L		143	50 - 150

Surrogate	*LCS %Recovery*	*LCS Qualifier*	*Limits*
DCB Decachlorobiphenyl	*62*		*20 - 120*
Tetrachloro-m-xylene	*83*		*44 - 120*

Lab Sample ID: LCSD 480-610727/3-A
Matrix: Solid
Analysis Batch: 610819

Client Sample ID: Lab Control Sample Dup
Prep Type: Total/NA
Prep Batch: 610727

Analyte	Spike Added	LCSD Result	LCSD Qualifier	Unit	D	%Rec	%Rec. Limits	RPD	RPD Limit
gamma-BHC (Lindane)	0.000500	0.000595		mg/L		119	56 - 120	8	24
Endrin	0.000500	0.000626		mg/L		125	65 - 135	5	24
Heptachlor	0.000500	0.000612	*+	mg/L		122	58 - 120	6	25
Heptachlor epoxide	0.000500	0.000656	*+	mg/L		131	65 - 125	6	23
Methoxychlor	0.000500	0.000755	*+	mg/L		151	50 - 150	5	26

Surrogate	*LCSD %Recovery*	*LCSD Qualifier*	*Limits*
DCB Decachlorobiphenyl	*65*		*20 - 120*
Tetrachloro-m-xylene	*91*		*44 - 120*

Lab Sample ID: MB 480-610864/1-A
Matrix: Solid
Analysis Batch: 610920

Client Sample ID: Method Blank
Prep Type: Total/NA
Prep Batch: 610864

Analyte	MB Result	MB Qualifier	RL	MDL	Unit	D	Prepared	Analyzed	Dil Fac
gamma-BHC (Lindane)	0.000050	U	0.000050	0.0000015	mg/L		01/05/22 11:24	01/06/22 11:55	1
Chlordane (technical)	0.00050	U	0.00050	0.0000073	mg/L		01/05/22 11:24	01/06/22 11:55	1
Endrin	0.000050	U	0.000050	0.0000035	mg/L		01/05/22 11:24	01/06/22 11:55	1
Heptachlor	0.000050	U	0.000050	0.0000021	mg/L		01/05/22 11:24	01/06/22 11:55	1
Heptachlor epoxide	0.000050	U	0.000050	0.0000013	mg/L		01/05/22 11:24	01/06/22 11:55	1
Methoxychlor	0.000050	U	0.000050	0.0000035	mg/L		01/05/22 11:24	01/06/22 11:55	1
Toxaphene	0.00050	U	0.00050	0.000030	mg/L		01/05/22 11:24	01/06/22 11:55	1

Surrogate	*MB %Recovery*	*MB Qualifier*	*Limits*	*Prepared*	*Analyzed*	*Dil Fac*
DCB Decachlorobiphenyl	*80*		*20 - 120*	*01/05/22 11:24*	*01/06/22 11:55*	*1*
Tetrachloro-m-xylene	*91*		*44 - 120*	*01/05/22 11:24*	*01/06/22 11:55*	*1*

Lab Sample ID: LCS 480-610864/2-A
Matrix: Solid
Analysis Batch: 610920

Client Sample ID: Lab Control Sample
Prep Type: Total/NA
Prep Batch: 610864

Analyte	Spike Added	LCS Result	LCS Qualifier	Unit	D	%Rec	%Rec. Limits
gamma-BHC (Lindane)	0.000500	0.000578		mg/L		116	56 - 120

Method: 8081B - Organochlorine Pesticides (GC) (Continued)

Lab Sample ID: LCS 480-610864/2-A — **Client Sample ID: Lab Control Sample**
Matrix: Solid — **Prep Type: Total/NA**
Analysis Batch: 610920 — **Prep Batch: 610864**

Analyte	Spike Added	LCS Result	LCS Qualifier	Unit	D	%Rec	%Rec. Limits
Endrin	0.000500	0.000586		mg/L		117	65 - 135
Heptachlor	0.000500	0.000574		mg/L		115	58 - 120
Heptachlor epoxide	0.000500	0.000635	*+	mg/L		127	65 - 125
Methoxychlor	0.000500	0.000631		mg/L		126	50 - 150

Surrogate	*LCS %Recovery*	*LCS Qualifier*	*Limits*
DCB Decachlorobiphenyl	*75*		*20 - 120*
Tetrachloro-m-xylene	*88*		*44 - 120*

Lab Sample ID: LCSD 480-610864/3-A — **Client Sample ID: Lab Control Sample Dup**
Matrix: Solid — **Prep Type: Total/NA**
Analysis Batch: 610920 — **Prep Batch: 610864**

Analyte	Spike Added	LCSD Result	LCSD Qualifier	Unit	D	%Rec	%Rec. Limits	RPD	RPD Limit
gamma-BHC (Lindane)	0.000500	0.000618	*+	mg/L		124	56 - 120	7	24
Endrin	0.000500	0.000634		mg/L		127	65 - 135	8	24
Heptachlor	0.000500	0.000625	*+	mg/L		125	58 - 120	9	25
Heptachlor epoxide	0.000500	0.000682	*+	mg/L		136	65 - 125	7	23
Methoxychlor	0.000500	0.000704		mg/L		141	50 - 150	11	26

Surrogate	*LCSD %Recovery*	*LCSD Qualifier*	*Limits*
DCB Decachlorobiphenyl	*77*		*20 - 120*
Tetrachloro-m-xylene	*94*		*44 - 120*

Lab Sample ID: LB 480-610618/1-B — **Client Sample ID: Method Blank**
Matrix: Solid — **Prep Type: TCLP**
Analysis Batch: 610819 — **Prep Batch: 610727**

Analyte	LB Result	LB Qualifier	RL	MDL	Unit	D	Prepared	Analyzed	Dil Fac
gamma-BHC (Lindane)	0.00020	U	0.00020	0.0000060	mg/L		01/04/22 11:16	01/05/22 10:55	1
Chlordane (technical)	0.0020	U	0.0020	0.000029	mg/L		01/04/22 11:16	01/05/22 10:55	1
Endrin	0.00020	U	0.00020	0.000014	mg/L		01/04/22 11:16	01/05/22 10:55	1
Heptachlor	0.00020	U	0.00020	0.0000085	mg/L		01/04/22 11:16	01/05/22 10:55	1
Heptachlor epoxide	0.00020	U	0.00020	0.0000053	mg/L		01/04/22 11:16	01/05/22 10:55	1
Methoxychlor	0.00020	U	0.00020	0.000014	mg/L		01/04/22 11:16	01/05/22 10:55	1
Toxaphene	0.0020	U	0.0020	0.00012	mg/L		01/04/22 11:16	01/05/22 10:55	1

Surrogate	*LB %Recovery*	*LB Qualifier*	*Limits*	*Prepared*	*Analyzed*	*Dil Fac*
DCB Decachlorobiphenyl	*93*		*20 - 120*	*01/04/22 11:16*	*01/05/22 10:55*	*1*
Tetrachloro-m-xylene	*92*		*44 - 120*	*01/04/22 11:16*	*01/05/22 10:55*	*1*

Lab Sample ID: LB 480-610766/1-B — **Client Sample ID: Method Blank**
Matrix: Solid — **Prep Type: TCLP**
Analysis Batch: 610920 — **Prep Batch: 610864**

Analyte	LB Result	LB Qualifier	RL	MDL	Unit	D	Prepared	Analyzed	Dil Fac
gamma-BHC (Lindane)	0.00020	U	0.00020	0.0000060	mg/L		01/05/22 11:24	01/06/22 13:14	1
Chlordane (technical)	0.0020	U	0.0020	0.000029	mg/L		01/05/22 11:24	01/06/22 13:14	1

Method: 8081B - Organochlorine Pesticides (GC) (Continued)

Lab Sample ID: LB 480-610766/1-B — **Client Sample ID: Method Blank**
Matrix: Solid — **Prep Type: TCLP**
Analysis Batch: 610920 — **Prep Batch: 610864**

Analyte	LB Result	LB Qualifier	RL	MDL	Unit	D	Prepared	Analyzed	Dil Fac
Endrin	0.00020	U	0.00020	0.000014	mg/L		01/05/22 11:24	01/06/22 13:14	1
Heptachlor	0.00020	U	0.00020	0.0000085	mg/L		01/05/22 11:24	01/06/22 13:14	1
Heptachlor epoxide	0.00020	U	0.00020	0.0000053	mg/L		01/05/22 11:24	01/06/22 13:14	1
Methoxychlor	0.00020	U	0.00020	0.000014	mg/L		01/05/22 11:24	01/06/22 13:14	1
Toxaphene	0.0020	U	0.0020	0.00012	mg/L		01/05/22 11:24	01/06/22 13:14	1

Surrogate	*LB %Recovery*	*LB Qualifier*	*Limits*	*Prepared*	*Analyzed*	*Dil Fac*
DCB Decachlorobiphenyl	*80*		*20 - 120*	*01/05/22 11:24*	*01/06/22 13:14*	*1*
Tetrachloro-m-xylene	*75*		*44 - 120*	*01/05/22 11:24*	*01/06/22 13:14*	*1*

Method: 8082A - Polychlorinated Biphenyls (PCBs) by Gas Chromatography

Lab Sample ID: MB 480-610595/1-A — **Client Sample ID: Method Blank**
Matrix: Solid — **Prep Type: Total/NA**
Analysis Batch: 610658 — **Prep Batch: 610595**

Analyte	MB Result	MB Qualifier	RL	MDL	Unit	D	Prepared	Analyzed	Dil Fac
PCB-1016	0.19	U	0.19	0.036	mg/Kg		01/03/22 07:20	01/03/22 19:39	1
PCB-1221	0.19	U	0.19	0.036	mg/Kg		01/03/22 07:20	01/03/22 19:39	1
PCB-1232	0.19	U	0.19	0.036	mg/Kg		01/03/22 07:20	01/03/22 19:39	1
PCB-1242	0.19	U	0.19	0.036	mg/Kg		01/03/22 07:20	01/03/22 19:39	1
PCB-1248	0.19	U	0.19	0.036	mg/Kg		01/03/22 07:20	01/03/22 19:39	1
PCB-1254	0.19	U	0.19	0.087	mg/Kg		01/03/22 07:20	01/03/22 19:39	1
PCB-1260	0.19	U	0.19	0.087	mg/Kg		01/03/22 07:20	01/03/22 19:39	1
PCB-1262	0.19	U	0.19	0.087	mg/Kg		01/03/22 07:20	01/03/22 19:39	1
PCB-1268	0.19	U	0.19	0.087	mg/Kg		01/03/22 07:20	01/03/22 19:39	1

Surrogate	*MB %Recovery*	*MB Qualifier*	*Limits*	*Prepared*	*Analyzed*	*Dil Fac*
DCB Decachlorobiphenyl	*121*		*65 - 174*	*01/03/22 07:20*	*01/03/22 19:39*	*1*
Tetrachloro-m-xylene	*123*		*60 - 154*	*01/03/22 07:20*	*01/03/22 19:39*	*1*

Lab Sample ID: LCS 480-610595/2-A — **Client Sample ID: Lab Control Sample**
Matrix: Solid — **Prep Type: Total/NA**
Analysis Batch: 610658 — **Prep Batch: 610595**

Analyte	Spike Added	LCS Result	LCS Qualifier	Unit	D	%Rec	%Rec. Limits
PCB-1016	2.18	2.79		mg/Kg		128	51 - 185
PCB-1260	2.18	3.01		mg/Kg		138	61 - 184

Surrogate	*LCS %Recovery*	*LCS Qualifier*	*Limits*
DCB Decachlorobiphenyl	*132*		*65 - 174*
Tetrachloro-m-xylene	*134*		*60 - 154*

Method: 8082A - Polychlorinated Biphenyls (PCBs) by Gas Chromatography (Continued)

Lab Sample ID: MB 480-610623/1-A
Matrix: Solid
Analysis Batch: 610755

Client Sample ID: Method Blank
Prep Type: Total/NA
Prep Batch: 610623

Analyte	MB Result	MB Qualifier	RL	MDL	Unit	D	Prepared	Analyzed	Dil Fac
PCB-1016	0.22	U	0.22	0.043	mg/Kg		01/03/22 09:48	01/04/22 15:18	1
PCB-1221	0.22	U	0.22	0.043	mg/Kg		01/03/22 09:48	01/04/22 15:18	1
PCB-1232	0.22	U	0.22	0.043	mg/Kg		01/03/22 09:48	01/04/22 15:18	1
PCB-1242	0.22	U	0.22	0.043	mg/Kg		01/03/22 09:48	01/04/22 15:18	1
PCB-1248	0.22	U	0.22	0.043	mg/Kg		01/03/22 09:48	01/04/22 15:18	1
PCB-1254	0.22	U	0.22	0.10	mg/Kg		01/03/22 09:48	01/04/22 15:18	1
PCB-1260	0.22	U	0.22	0.10	mg/Kg		01/03/22 09:48	01/04/22 15:18	1
PCB-1262	0.22	U	0.22	0.10	mg/Kg		01/03/22 09:48	01/04/22 15:18	1
PCB-1268	0.22	U	0.22	0.10	mg/Kg		01/03/22 09:48	01/04/22 15:18	1

Surrogate	*MB %Recovery*	*MB Qualifier*	*Limits*	*Prepared*	*Analyzed*	*Dil Fac*
DCB Decachlorobiphenyl	*131*		*65 - 174*	*01/03/22 09:48*	*01/04/22 15:18*	*1*
Tetrachloro-m-xylene	*142*		*60 - 154*	*01/03/22 09:48*	*01/04/22 15:18*	*1*

Lab Sample ID: LCS 480-610623/2-A
Matrix: Solid
Analysis Batch: 610755

Client Sample ID: Lab Control Sample
Prep Type: Total/NA
Prep Batch: 610623

Analyte	Spike Added	LCS Result	LCS Qualifier	Unit	D	%Rec	%Rec. Limits
PCB-1016	2.36	3.46		mg/Kg		147	51 - 185
PCB-1260	2.36	3.14		mg/Kg		133	61 - 184

Surrogate	*LCS %Recovery*	*LCS Qualifier*	*Limits*
DCB Decachlorobiphenyl	*137*		*65 - 174*
Tetrachloro-m-xylene	*148*		*60 - 154*

Lab Sample ID: 480-193831-10 MS
Matrix: Solid
Analysis Batch: 610755

Client Sample ID: PS10
Prep Type: Total/NA
Prep Batch: 610623

Analyte	Sample Result	Sample Qualifier	Spike Added	MS Result	MS Qualifier	Unit	D	%Rec	%Rec. Limits
PCB-1016	0.30	U	2.97	2.86		mg/Kg	☼	96	50 - 177
PCB-1260	0.30	U	2.97	2.74		mg/Kg	☼	92	33 - 200

Surrogate	*MS %Recovery*	*MS Qualifier*	*Limits*
DCB Decachlorobiphenyl	*123*		*65 - 174*
Tetrachloro-m-xylene	*128*		*60 - 154*

Lab Sample ID: 480-193831-10 MSD
Matrix: Solid
Analysis Batch: 610755

Client Sample ID: PS10
Prep Type: Total/NA
Prep Batch: 610623

Analyte	Sample Result	Sample Qualifier	Spike Added	MSD Result	MSD Qualifier	Unit	D	%Rec	%Rec. Limits	RPD	RPD Limit
PCB-1016	0.30	U	2.62	3.45		mg/Kg	☼	132	50 - 177	18	50
PCB-1260	0.30	U	2.62	3.08		mg/Kg	☼	118	33 - 200	12	50

Method: 8082A - Polychlorinated Biphenyls (PCBs) by Gas Chromatography (Continued)

Lab Sample ID: 480-193831-10 MSD
Matrix: Solid
Analysis Batch: 610755

Client Sample ID: PS10
Prep Type: Total/NA
Prep Batch: 610623

Surrogate	*MSD %Recovery*	*MSD Qualifier*	*Limits*
DCB Decachlorobiphenyl	*133*		*65 - 174*
Tetrachloro-m-xylene	*152*		*60 - 154*

Lab Sample ID: MB 480-610624/1-A
Matrix: Solid
Analysis Batch: 610755

Client Sample ID: Method Blank
Prep Type: Total/NA
Prep Batch: 610624

Analyte	MB Result	MB Qualifier	RL	MDL	Unit	D	Prepared	Analyzed	Dil Fac
PCB-1016	0.23	U	0.23	0.044	mg/Kg		01/03/22 09:57	01/04/22 20:51	1
PCB-1221	0.23	U	0.23	0.044	mg/Kg		01/03/22 09:57	01/04/22 20:51	1
PCB-1232	0.23	U	0.23	0.044	mg/Kg		01/03/22 09:57	01/04/22 20:51	1
PCB-1242	0.23	U	0.23	0.044	mg/Kg		01/03/22 09:57	01/04/22 20:51	1
PCB-1248	0.23	U	0.23	0.044	mg/Kg		01/03/22 09:57	01/04/22 20:51	1
PCB-1254	0.23	U	0.23	0.11	mg/Kg		01/03/22 09:57	01/04/22 20:51	1
PCB-1260	0.23	U	0.23	0.11	mg/Kg		01/03/22 09:57	01/04/22 20:51	1
PCB-1262	0.23	U	0.23	0.11	mg/Kg		01/03/22 09:57	01/04/22 20:51	1
PCB-1268	0.23	U	0.23	0.11	mg/Kg		01/03/22 09:57	01/04/22 20:51	1

Surrogate	*MB %Recovery*	*MB Qualifier*	*Limits*	*Prepared*	*Analyzed*	*Dil Fac*
DCB Decachlorobiphenyl	*163*		*65 - 174*	*01/03/22 09:57*	*01/04/22 20:51*	*1*
Tetrachloro-m-xylene	*143*		*60 - 154*	*01/03/22 09:57*	*01/04/22 20:51*	*1*

Lab Sample ID: LCS 480-610624/2-A
Matrix: Solid
Analysis Batch: 610755

Client Sample ID: Lab Control Sample
Prep Type: Total/NA
Prep Batch: 610624

Analyte	Spike Added	LCS Result	LCS Qualifier	Unit	D	%Rec	%Rec. Limits
PCB-1016	2.36	3.54		mg/Kg		150	51 - 185
PCB-1260	2.36	3.83		mg/Kg		162	61 - 184

Surrogate	*LCS %Recovery*	*LCS Qualifier*	*Limits*
DCB Decachlorobiphenyl	*173*		*65 - 174*
Tetrachloro-m-xylene	*153*		*60 - 154*

Lab Sample ID: 480-193831-15 MS
Matrix: Solid
Analysis Batch: 610755

Client Sample ID: PS15
Prep Type: Total/NA
Prep Batch: 610624

Analyte	Sample Result	Sample Qualifier	Spike Added	MS Result	MS Qualifier	Unit	D	%Rec	%Rec. Limits
PCB-1016	0.25	U	2.61	3.38		mg/Kg	☼	130	50 - 177
PCB-1260	0.25	U	2.61	3.65		mg/Kg	☼	140	33 - 200

Surrogate	*MS %Recovery*	*MS Qualifier*	*Limits*
DCB Decachlorobiphenyl	*173*		*65 - 174*
Tetrachloro-m-xylene	*149*		*60 - 154*

Method: 8082A - Polychlorinated Biphenyls (PCBs) by Gas Chromatography (Continued)

Lab Sample ID: 480-193831-15 MSD — **Client Sample ID: PS15**
Matrix: Solid — **Prep Type: Total/NA**
Analysis Batch: 610755 — **Prep Batch: 610624**

Analyte	Sample Result	Sample Qualifier	Spike Added	MSD Result	MSD Qualifier	Unit	D	%Rec	%Rec. Limits	RPD	RPD Limit
PCB-1016	0.25	U	2.54	3.40		mg/Kg	☼	134	50 - 177	1	50
PCB-1260	0.25	U	2.54	3.88		mg/Kg	☼	153	33 - 200	6	50

Surrogate	*MSD %Recovery*	*MSD Qualifier*	*Limits*
DCB Decachlorobiphenyl	*172*		*65 - 174*
Tetrachloro-m-xylene	*152*		*60 - 154*

Method: 8151 - TCLP Herbicides

Lab Sample ID: MB 480-610729/1-A — **Client Sample ID: Method Blank**
Matrix: Solid — **Prep Type: Total/NA**
Analysis Batch: 610833 — **Prep Batch: 610729**

Analyte	MB Result	MB Qualifier	RL	MDL	Unit	D	Prepared	Analyzed	Dil Fac
2,4-D	0.00050	U	0.00050	0.00010	mg/L		01/04/22 11:22	01/05/22 16:18	1
Silvex (2,4,5-TP)	0.00050	U	0.00050	0.000090	mg/L		01/04/22 11:22	01/05/22 16:18	1

Surrogate	*MB %Recovery*	*MB Qualifier*	*Limits*	*Prepared*	*Analyzed*	*Dil Fac*
2,4-Dichlorophenylacetic acid	*75*		*48 - 132*	*01/04/22 11:22*	*01/05/22 16:18*	*1*

Lab Sample ID: LCS 480-610729/2-A — **Client Sample ID: Lab Control Sample**
Matrix: Solid — **Prep Type: Total/NA**
Analysis Batch: 610833 — **Prep Batch: 610729**

Analyte			Spike Added	LCS Result	LCS Qualifier	Unit	D	%Rec	%Rec. Limits		
2,4-D			0.00200	0.00160		mg/L		80	36 - 150		
Silvex (2,4,5-TP)			0.00200	0.00175		mg/L		87	49 - 150		

Surrogate	*LCS %Recovery*	*LCS Qualifier*	*Limits*
2,4-Dichlorophenylacetic acid	*69*		*48 - 132*

Lab Sample ID: LCSD 480-610729/3-A — **Client Sample ID: Lab Control Sample Dup**
Matrix: Solid — **Prep Type: Total/NA**
Analysis Batch: 610833 — **Prep Batch: 610729**

Analyte			Spike Added	LCSD Result	LCSD Qualifier	Unit	D	%Rec	%Rec. Limits	RPD	RPD Limit
2,4-D			0.00200	0.00153		mg/L		77	36 - 150	4	50
Silvex (2,4,5-TP)			0.00200	0.00171		mg/L		86	49 - 150	2	50

Surrogate	*LCSD %Recovery*	*LCSD Qualifier*	*Limits*
2,4-Dichlorophenylacetic acid	*70*		*48 - 132*

Lab Sample ID: MB 480-610943/1-A — **Client Sample ID: Method Blank**
Matrix: Solid — **Prep Type: Total/NA**
Analysis Batch: 611060 — **Prep Batch: 610943**

Analyte	MB Result	MB Qualifier	RL	MDL	Unit	D	Prepared	Analyzed	Dil Fac
2,4-D	0.00050	U	0.00050	0.00010	mg/L		01/06/22 09:01	01/07/22 12:58	1

Method: 8151 - TCLP Herbicides (Continued)

Lab Sample ID: MB 480-610943/1-A
Matrix: Solid
Analysis Batch: 611060

Client Sample ID: Method Blank
Prep Type: Total/NA
Prep Batch: 610943

Analyte	MB Result	MB Qualifier	RL	MDL	Unit	D	Prepared	Analyzed	Dil Fac
Silvex (2,4,5-TP)	0.00050	U	0.00050	0.000090	mg/L		01/06/22 09:01	01/07/22 12:58	1

Surrogate	*MB %Recovery*	*MB Qualifier*	*Limits*	*Prepared*	*Analyzed*	*Dil Fac*
2,4-Dichlorophenylacetic acid	*83*		*48 - 132*	*01/06/22 09:01*	*01/07/22 12:58*	*1*

Lab Sample ID: LCS 480-610943/2-A
Matrix: Solid
Analysis Batch: 611060

Client Sample ID: Lab Control Sample
Prep Type: Total/NA
Prep Batch: 610943

Analyte	Spike Added	LCS Result	LCS Qualifier	Unit	D	%Rec	%Rec. Limits
2,4-D	0.00200	0.00178		mg/L		89	36 - 150
Silvex (2,4,5-TP)	0.00200	0.00175		mg/L		87	49 - 150

Surrogate	*LCS %Recovery*	*LCS Qualifier*	*Limits*
2,4-Dichlorophenylacetic acid	*74*		*48 - 132*

Lab Sample ID: LCSD 480-610943/3-A
Matrix: Solid
Analysis Batch: 611060

Client Sample ID: Lab Control Sample Dup
Prep Type: Total/NA
Prep Batch: 610943

Analyte	Spike Added	LCSD Result	LCSD Qualifier	Unit	D	%Rec	%Rec. Limits	RPD	RPD Limit
2,4-D	0.00200	0.00181		mg/L		91	36 - 150	1	50
Silvex (2,4,5-TP)	0.00200	0.00170		mg/L		85	49 - 150	3	50

Surrogate	*LCSD %Recovery*	*LCSD Qualifier*	*Limits*
2,4-Dichlorophenylacetic acid	*158*	*S1+*	*48 - 132*

Lab Sample ID: LB 480-610618/1-C
Matrix: Solid
Analysis Batch: 610833

Client Sample ID: Method Blank
Prep Type: TCLP
Prep Batch: 610729

Analyte	LB Result	LB Qualifier	RL	MDL	Unit	D	Prepared	Analyzed	Dil Fac
2,4-D	0.0020	U	0.0020	0.00040	mg/L		01/04/22 11:22	01/05/22 17:47	1
Silvex (2,4,5-TP)	0.0020	U	0.0020	0.00036	mg/L		01/04/22 11:22	01/05/22 17:47	1

Surrogate	*LB %Recovery*	*LB Qualifier*	*Limits*	*Prepared*	*Analyzed*	*Dil Fac*
2,4-Dichlorophenylacetic acid	*21*	*S1-*	*48 - 132*	*01/04/22 11:22*	*01/05/22 17:47*	*1*

Lab Sample ID: LB 480-610766/1-F
Matrix: Solid
Analysis Batch: 611060

Client Sample ID: Method Blank
Prep Type: TCLP
Prep Batch: 610943

Analyte	LB Result	LB Qualifier	RL	MDL	Unit	D	Prepared	Analyzed	Dil Fac
2,4-D	0.0020	U	0.0020	0.00040	mg/L		01/06/22 09:01	01/07/22 14:27	1
Silvex (2,4,5-TP)	0.0020	U	0.0020	0.00036	mg/L		01/06/22 09:01	01/07/22 14:27	1

Method: 8151 - TCLP Herbicides (Continued)

Lab Sample ID: LB 480-610766/1-F
Matrix: Solid
Analysis Batch: 611060

Client Sample ID: Method Blank
Prep Type: TCLP
Prep Batch: 610943

Surrogate	*LB %Recovery*	*LB Qualifier*	*Limits*	*Prepared*	*Analyzed*	*Dil Fac*
2,4-Dichlorophenylacetic acid	*10*	*S1-*	*48 - 132*	*01/06/22 09:01*	*01/07/22 14:27*	*1*

Method: 6010C - Metals (ICP)

Lab Sample ID: MB 480-610730/2-A
Matrix: Solid
Analysis Batch: 610843

Client Sample ID: Method Blank
Prep Type: Total/NA
Prep Batch: 610730

Analyte	MB Result	MB Qualifier	RL	MDL	Unit	D	Prepared	Analyzed	Dil Fac
Arsenic	0.015	U	0.015	0.0056	mg/L		01/04/22 11:41	01/04/22 19:42	1
Barium	1.0	U	1.0	0.10	mg/L		01/04/22 11:41	01/04/22 19:42	1
Cadmium	0.0020	U	0.0020	0.00050	mg/L		01/04/22 11:41	01/04/22 19:42	1
Chromium	0.020	U	0.020	0.010	mg/L		01/04/22 11:41	01/04/22 19:42	1
Lead	0.020	U	0.020	0.0030	mg/L		01/04/22 11:41	01/04/22 19:42	1
Selenium	0.025	U	0.025	0.0087	mg/L		01/04/22 11:41	01/04/22 19:42	1
Silver	0.0060	U	0.0060	0.0017	mg/L		01/04/22 11:41	01/04/22 19:42	1

Lab Sample ID: LCS 480-610730/3-A
Matrix: Solid
Analysis Batch: 610843

Client Sample ID: Lab Control Sample
Prep Type: Total/NA
Prep Batch: 610730

Analyte	Spike Added	LCS Result	LCS Qualifier	Unit	D	%Rec	%Rec. Limits
Arsenic	1.00	1.01		mg/L		101	80 - 120
Barium	1.00	0.949	J	mg/L		95	80 - 120
Cadmium	1.00	0.999		mg/L		100	80 - 120
Chromium	1.00	0.964		mg/L		96	80 - 120
Lead	1.00	1.01		mg/L		101	80 - 120
Selenium	1.00	0.997		mg/L		100	80 - 120
Silver	1.00	1.01		mg/L		101	80 - 120

Lab Sample ID: MB 480-610865/2-A
Matrix: Solid
Analysis Batch: 611065

Client Sample ID: Method Blank
Prep Type: Total/NA
Prep Batch: 610865

Analyte	MB Result	MB Qualifier	RL	MDL	Unit	D	Prepared	Analyzed	Dil Fac
Arsenic	0.015	U	0.015	0.0056	mg/L		01/06/22 08:15	01/06/22 14:11	1
Barium	1.0	U	1.0	0.10	mg/L		01/06/22 08:15	01/06/22 14:11	1
Cadmium	0.0020	U	0.0020	0.00050	mg/L		01/06/22 08:15	01/06/22 14:11	1
Chromium	0.020	U	0.020	0.010	mg/L		01/06/22 08:15	01/06/22 14:11	1
Lead	0.020	U	0.020	0.0030	mg/L		01/06/22 08:15	01/06/22 14:11	1
Selenium	0.025	U	0.025	0.0087	mg/L		01/06/22 08:15	01/06/22 14:11	1
Silver	0.0060	U	0.0060	0.0017	mg/L		01/06/22 08:15	01/06/22 14:11	1

Lab Sample ID: LCS 480-610865/3-A
Matrix: Solid
Analysis Batch: 611065

Client Sample ID: Lab Control Sample
Prep Type: Total/NA
Prep Batch: 610865

Analyte	Spike Added	LCS Result	LCS Qualifier	Unit	D	%Rec	%Rec. Limits
Arsenic	1.00	1.05		mg/L		105	80 - 120

Method: 6010C - Metals (ICP) (Continued)

Lab Sample ID: LCS 480-610865/3-A — **Client Sample ID: Lab Control Sample**
Matrix: Solid — **Prep Type: Total/NA**
Analysis Batch: 611065 — **Prep Batch: 610865**

Analyte	Spike Added	LCS Result	LCS Qualifier	Unit	D	%Rec	%Rec. Limits
Barium	1.00	0.992	J	mg/L		99	80 - 120
Cadmium	1.00	1.01		mg/L		101	80 - 120
Chromium	1.00	0.996		mg/L		100	80 - 120
Lead	1.00	0.978		mg/L		98	80 - 120
Selenium	1.00	1.04		mg/L		104	80 - 120
Silver	1.00	0.999		mg/L		100	80 - 120

Lab Sample ID: LB 480-610618/1-D — **Client Sample ID: Method Blank**
Matrix: Solid — **Prep Type: TCLP**
Analysis Batch: 610843 — **Prep Batch: 610730**

Analyte	LB Result	LB Qualifier	RL	MDL	Unit	D	Prepared	Analyzed	Dil Fac
Arsenic	0.015	U	0.015	0.0056	mg/L		01/04/22 11:41	01/04/22 19:38	1
Barium	1.0	U	1.0	0.10	mg/L		01/04/22 11:41	01/04/22 19:38	1
Cadmium	0.0020	U	0.0020	0.00050	mg/L		01/04/22 11:41	01/04/22 19:38	1
Chromium	0.020	U	0.020	0.010	mg/L		01/04/22 11:41	01/04/22 19:38	1
Lead	0.0391		0.020	0.0030	mg/L		01/04/22 11:41	01/04/22 19:38	1
Selenium	0.025	U	0.025	0.0087	mg/L		01/04/22 11:41	01/04/22 19:38	1
Silver	0.0060	U	0.0060	0.0017	mg/L		01/04/22 11:41	01/04/22 19:38	1

Lab Sample ID: 480-193831-2 MS — **Client Sample ID: PS2**
Matrix: Solid — **Prep Type: TCLP**
Analysis Batch: 610843 — **Prep Batch: 610730**

Analyte	Sample Result	Sample Qualifier	Spike Added	MS Result	MS Qualifier	Unit	D	%Rec	%Rec. Limits
Arsenic	0.0056	J	1.00	1.01		mg/L		100	75 - 125
Barium	1.0	U	1.00	1.04		mg/L		104	75 - 125
Cadmium	0.0012	J	1.00	1.02		mg/L		102	75 - 125
Chromium	0.020	U	1.00	0.951		mg/L		95	75 - 125
Lead	0.0074	J B	1.00	0.986		mg/L		98	75 - 125
Selenium	0.025	U	1.00	0.992		mg/L		99	75 - 125
Silver	0.0060	U	1.00	1.03		mg/L		103	75 - 125

Lab Sample ID: 480-193831-2 MSD — **Client Sample ID: PS2**
Matrix: Solid — **Prep Type: TCLP**
Analysis Batch: 610843 — **Prep Batch: 610730**

Analyte	Sample Result	Sample Qualifier	Spike Added	MSD Result	MSD Qualifier	Unit	D	%Rec	%Rec. Limits	RPD	RPD Limit
Arsenic	0.0056	J	1.00	1.02		mg/L		101	75 - 125	1	20
Barium	1.0	U	1.00	1.04		mg/L		104	75 - 125	0	20
Cadmium	0.0012	J	1.00	1.05		mg/L		105	75 - 125	3	20
Chromium	0.020	U	1.00	0.956		mg/L		96	75 - 125	1	20
Lead	0.0074	J B	1.00	1.01		mg/L		100	75 - 125	2	20
Selenium	0.025	U	1.00	1.00		mg/L		100	75 - 125	1	20
Silver	0.0060	U	1.00	1.06		mg/L		106	75 - 125	3	20

Method: 6010C - Metals (ICP) (Continued)

Lab Sample ID: LB 480-610766/1-C
Matrix: Solid
Analysis Batch: 611065

Client Sample ID: Method Blank
Prep Type: TCLP
Prep Batch: 610865

Analyte	LB Result	LB Qualifier	RL	MDL	Unit	D	Prepared	Analyzed	Dil Fac
Arsenic	0.015	U	0.015	0.0056	mg/L		01/06/22 08:15	01/06/22 14:07	1
Barium	1.0	U	1.0	0.10	mg/L		01/06/22 08:15	01/06/22 14:07	1
Cadmium	0.0020	U	0.0020	0.00050	mg/L		01/06/22 08:15	01/06/22 14:07	1
Chromium	0.020	U	0.020	0.010	mg/L		01/06/22 08:15	01/06/22 14:07	1
Lead	0.00433	J	0.020	0.0030	mg/L		01/06/22 08:15	01/06/22 14:07	1
Selenium	0.025	U	0.025	0.0087	mg/L		01/06/22 08:15	01/06/22 14:07	1
Silver	0.0060	U	0.0060	0.0017	mg/L		01/06/22 08:15	01/06/22 14:07	1

Method: 7470A - TCLP Mercury

Lab Sample ID: MB 480-610740/2-A
Matrix: Solid
Analysis Batch: 610781

Client Sample ID: Method Blank
Prep Type: Total/NA
Prep Batch: 610740

Analyte	MB Result	MB Qualifier	RL	MDL	Unit	D	Prepared	Analyzed	Dil Fac
Mercury	0.00020	U	0.00020	0.000043	mg/L		01/04/22 12:21	01/04/22 14:59	1

Lab Sample ID: LCS 480-610740/3-A
Matrix: Solid
Analysis Batch: 610781

Client Sample ID: Lab Control Sample
Prep Type: Total/NA
Prep Batch: 610740

Analyte	Spike Added	LCS Result	LCS Qualifier	Unit	D	%Rec	%Rec. Limits
Mercury	0.00668	0.00622		mg/L		93	80 - 120

Lab Sample ID: MB 480-611516/2-A
Matrix: Solid
Analysis Batch: 611585

Client Sample ID: Method Blank
Prep Type: Total/NA
Prep Batch: 611516

Analyte	MB Result	MB Qualifier	RL	MDL	Unit	D	Prepared	Analyzed	Dil Fac
Mercury	0.00020	U	0.00020	0.000043	mg/L		01/12/22 13:35	01/12/22 16:15	1

Lab Sample ID: LCS 480-611516/3-A
Matrix: Solid
Analysis Batch: 611585

Client Sample ID: Lab Control Sample
Prep Type: Total/NA
Prep Batch: 611516

Analyte	Spike Added	LCS Result	LCS Qualifier	Unit	D	%Rec	%Rec. Limits
Mercury	0.00668	0.00647		mg/L		97	80 - 120

Lab Sample ID: LCSD 480-611516/4-A
Matrix: Solid
Analysis Batch: 611585

Client Sample ID: Lab Control Sample Dup
Prep Type: Total/NA
Prep Batch: 611516

Analyte	Spike Added	LCSD Result	LCSD Qualifier	Unit	D	%Rec	%Rec. Limits	RPD	RPD Limit
Mercury	0.00668	0.00655		mg/L		98	80 - 120	1	20

Method: 7470A - TCLP Mercury (Continued)

Lab Sample ID: LB 480-610618/1-E
Matrix: Solid
Analysis Batch: 610781

Client Sample ID: Method Blank
Prep Type: TCLP
Prep Batch: 610740

Analyte	LB Result	LB Qualifier	RL	MDL	Unit	D	Prepared	Analyzed	Dil Fac
Mercury	0.00020	U	0.00020	0.000043	mg/L		01/04/22 12:21	01/04/22 14:58	1

Lab Sample ID: 480-193831-2 MS
Matrix: Solid
Analysis Batch: 610781

Client Sample ID: PS2
Prep Type: TCLP
Prep Batch: 610740

Analyte	Sample Result	Sample Qualifier	Spike Added	MS Result	MS Qualifier	Unit	D	%Rec	%Rec. Limits
Mercury	0.00020	U	0.00668	0.00532		mg/L		80	80 - 120

Lab Sample ID: 480-193831-2 MSD
Matrix: Solid
Analysis Batch: 610781

Client Sample ID: PS2
Prep Type: TCLP
Prep Batch: 610740

Analyte	Sample Result	Sample Qualifier	Spike Added	MSD Result	MSD Qualifier	Unit	D	%Rec	%Rec. Limits	RPD	RPD Limit
Mercury	0.00020	U	0.00668	0.00532		mg/L		80	80 - 120	0	20

Lab Sample ID: LB 480-610766/1-H
Matrix: Solid
Analysis Batch: 611585

Client Sample ID: Method Blank
Prep Type: TCLP
Prep Batch: 611516

Analyte	LB Result	LB Qualifier	RL	MDL	Unit	D	Prepared	Analyzed	Dil Fac
Mercury	0.00020	U	0.00020	0.000043	mg/L		01/12/22 13:35	01/12/22 16:13	1

Method: 1010A - Ignitability, Pensky-Martens Closed-Cup Method

Lab Sample ID: LCS 480-611178/1
Matrix: Solid
Analysis Batch: 611178

Client Sample ID: Lab Control Sample
Prep Type: Total/NA

Analyte	Spike Added	LCS Result	LCS Qualifier	Unit	D	%Rec	%Rec. Limits
Flashpoint	81.0	80.00		Degrees F		99	97.5 - 102.5

Lab Sample ID: 480-193831-1 DU
Matrix: Solid
Analysis Batch: 611178

Client Sample ID: PS1
Prep Type: Total/NA

Analyte	Sample Result	Sample Qualifier	DU Result	DU Qualifier	Unit	D	RPD	RPD Limit
Flashpoint	>176		>176.0		Degrees F		NC	10

Lab Sample ID: LCS 480-611179/1
Matrix: Solid
Analysis Batch: 611179

Client Sample ID: Lab Control Sample
Prep Type: Total/NA

Analyte	Spike Added	LCS Result	LCS Qualifier	Unit	D	%Rec	%Rec. Limits
Flashpoint	81.0	82.00		Degrees F		101	97.5 - 102.5

Method: 1010A - Ignitability, Pensky-Martens Closed-Cup Method (Continued)

Lab Sample ID: 480-193831-2 DU
Matrix: Solid
Analysis Batch: 611179

Client Sample ID: PS2
Prep Type: Total/NA

Analyte	Sample Result	Sample Qualifier		DU Result	DU Qualifier	Unit	D			RPD	RPD Limit
Flashpoint	>180			>180.0		Degrees F				NC	10

Lab Sample ID: LCS 480-611277/1
Matrix: Solid
Analysis Batch: 611277

Client Sample ID: Lab Control Sample
Prep Type: Total/NA

Analyte			Spike Added	LCS Result	LCS Qualifier	Unit	D	%Rec	%Rec. Limits		
Flashpoint			81.0	79.00		Degrees F		98	97.5 - 102.5		

Lab Sample ID: 480-193831-12 DU
Matrix: Solid
Analysis Batch: 611277

Client Sample ID: PS12
Prep Type: Total/NA

Analyte	Sample Result	Sample Qualifier		DU Result	DU Qualifier	Unit	D			RPD	RPD Limit
Flashpoint	>180			>180.0		Degrees F				NC	10

Lab Sample ID: LCS 480-611283/1
Matrix: Solid
Analysis Batch: 611283

Client Sample ID: Lab Control Sample
Prep Type: Total/NA

Analyte			Spike Added	LCS Result	LCS Qualifier	Unit	D	%Rec	%Rec. Limits		
Flashpoint			81.0	80.00	^-	Degrees F		99	97.5 - 102.5		

Lab Sample ID: 480-193831-11 DU
Matrix: Solid
Analysis Batch: 611283

Client Sample ID: PS11
Prep Type: Total/NA

Analyte	Sample Result	Sample Qualifier		DU Result	DU Qualifier	Unit	D			RPD	RPD Limit
Flashpoint	>175	*- ^-		>175.0	*- ^-	Degrees F				NC	10

Lab Sample ID: LCS 480-611550/1
Matrix: Solid
Analysis Batch: 611550

Client Sample ID: Lab Control Sample
Prep Type: Total/NA

Analyte			Spike Added	LCS Result	LCS Qualifier	Unit	D	%Rec	%Rec. Limits		
Flashpoint			81.0	79.00		Degrees F		98	97.5 - 102.5		

Lab Sample ID: 480-193831-21 DU
Matrix: Solid
Analysis Batch: 611550

Client Sample ID: PS21
Prep Type: Total/NA

Analyte	Sample Result	Sample Qualifier		DU Result	DU Qualifier	Unit	D			RPD	RPD Limit
Flashpoint	>175			>175.0		Degrees F				NC	10

Method: 9012 - Cyanide, Reactive

Lab Sample ID: MB 480-610692/1-A — **Client Sample ID: Method Blank**
Matrix: Solid — **Prep Type: Total/NA**
Analysis Batch: 610759 — **Prep Batch: 610692**

Analyte	MB Result	MB Qualifier	RL	MDL	Unit	D	Prepared	Analyzed	Dil Fac
Cyanide, Reactive	10.0	U	10.0	10.0	mg/Kg		01/03/22 08:30	01/04/22 11:45	1

Lab Sample ID: LCS 480-610692/2-A — **Client Sample ID: Lab Control Sample**
Matrix: Solid — **Prep Type: Total/NA**
Analysis Batch: 610759 — **Prep Batch: 610692**

Analyte	Spike Added	LCS Result	LCS Qualifier	Unit	D	%Rec	%Rec. Limits
Cyanide, Reactive	1000	268.8		mg/Kg		27	10 - 100

Lab Sample ID: MB 480-610764/1-A — **Client Sample ID: Method Blank**
Matrix: Solid — **Prep Type: Total/NA**
Analysis Batch: 610861 — **Prep Batch: 610764**

Analyte	MB Result	MB Qualifier	RL	MDL	Unit	D	Prepared	Analyzed	Dil Fac
Cyanide, Reactive	10.0	U	10.0	10.0	mg/Kg		01/04/22 08:10	01/05/22 10:14	1

Lab Sample ID: LCS 480-610764/2-A — **Client Sample ID: Lab Control Sample**
Matrix: Solid — **Prep Type: Total/NA**
Analysis Batch: 610861 — **Prep Batch: 610764**

Analyte	Spike Added	LCS Result	LCS Qualifier	Unit	D	%Rec	%Rec. Limits
Cyanide, Reactive	1000	250	U	mg/Kg		23	10 - 100

Lab Sample ID: 480-193831-11 DU — **Client Sample ID: PS11**
Matrix: Solid — **Prep Type: Total/NA**
Analysis Batch: 610861 — **Prep Batch: 610764**

Analyte	Sample Result	Sample Qualifier	DU Result	DU Qualifier	Unit	D	RPD	RPD Limit
Cyanide, Reactive	9.9	U	10	U	mg/Kg		NC	20

Lab Sample ID: MB 480-610888/1-A — **Client Sample ID: Method Blank**
Matrix: Solid — **Prep Type: Total/NA**
Analysis Batch: 610967 — **Prep Batch: 610888**

Analyte	MB Result	MB Qualifier	RL	MDL	Unit	D	Prepared	Analyzed	Dil Fac
Cyanide, Reactive	10.0	U	10.0	10.0	mg/Kg		01/05/22 08:30	01/06/22 09:53	1

Lab Sample ID: LCS 480-610888/2-A — **Client Sample ID: Lab Control Sample**
Matrix: Solid — **Prep Type: Total/NA**
Analysis Batch: 610967 — **Prep Batch: 610888**

Analyte	Spike Added	LCS Result	LCS Qualifier	Unit	D	%Rec	%Rec. Limits
Cyanide, Reactive	1000	416.3		mg/Kg		42	10 - 100

Lab Sample ID: 480-193831-21 DU — **Client Sample ID: PS21**
Matrix: Solid — **Prep Type: Total/NA**
Analysis Batch: 610967 — **Prep Batch: 610888**

Analyte	Sample Result	Sample Qualifier	DU Result	DU Qualifier	Unit	D	RPD	RPD Limit
Cyanide, Reactive	9.9	U	10	U	mg/Kg		NC	20

Method: 9012 - Cyanide, Reactive

Lab Sample ID: MB 480-610987/1-A — **Client Sample ID: Method Blank**
Matrix: Solid — **Prep Type: Total/NA**
Analysis Batch: 611003 — **Prep Batch: 610987**

Analyte	MB Result	MB Qualifier	RL	MDL	Unit	D	Prepared	Analyzed	Dil Fac
Cyanide, Reactive	10.0	U	10.0	10.0	mg/Kg		01/06/22 12:52	01/06/22 13:22	1

Lab Sample ID: LCS 480-610987/2-A — **Client Sample ID: Lab Control Sample**
Matrix: Solid — **Prep Type: Total/NA**
Analysis Batch: 611003 — **Prep Batch: 610987**

Analyte	Spike Added	LCS Result	LCS Qualifier	Unit	D	%Rec	%Rec. Limits
Cyanide, Reactive	1000	301.3		mg/Kg		30	10 - 100

Lab Sample ID: 480-193831-23 DU — **Client Sample ID: PS23**
Matrix: Solid — **Prep Type: Total/NA**
Analysis Batch: 611003 — **Prep Batch: 610987**

Analyte	Sample Result	Sample Qualifier	DU Result	DU Qualifier	Unit	D	RPD	RPD Limit
Cyanide, Reactive	9.9	U	-2.87e-e		mg/Kg		NC	20

Method: 9034 - Sulfide, Reactive

Lab Sample ID: MB 480-610656/1-A — **Client Sample ID: Method Blank**
Matrix: Solid — **Prep Type: Total/NA**
Analysis Batch: 610668 — **Prep Batch: 610656**

Analyte	MB Result	MB Qualifier	RL	MDL	Unit	D	Prepared	Analyzed	Dil Fac
Sulfide, Reactive	10.0	U	10.0	10.0	mg/Kg		01/03/22 08:30	01/03/22 15:15	1

Lab Sample ID: LCS 480-610656/2-A — **Client Sample ID: Lab Control Sample**
Matrix: Solid — **Prep Type: Total/NA**
Analysis Batch: 610668 — **Prep Batch: 610656**

Analyte	Spike Added	LCS Result	LCS Qualifier	Unit	D	%Rec	%Rec. Limits
Sulfide, Reactive	750	280.5		mg/Kg		37	10 - 100

Lab Sample ID: MB 480-610762/1-A — **Client Sample ID: Method Blank**
Matrix: Solid — **Prep Type: Total/NA**
Analysis Batch: 610773 — **Prep Batch: 610762**

Analyte	MB Result	MB Qualifier	RL	MDL	Unit	D	Prepared	Analyzed	Dil Fac
Sulfide, Reactive	10.0	U	10.0	10.0	mg/Kg		01/04/22 08:10	01/04/22 15:12	1

Lab Sample ID: LCS 480-610762/2-A — **Client Sample ID: Lab Control Sample**
Matrix: Solid — **Prep Type: Total/NA**
Analysis Batch: 610773 — **Prep Batch: 610762**

Analyte	Spike Added	LCS Result	LCS Qualifier	Unit	D	%Rec	%Rec. Limits
Sulfide, Reactive	750	360.7		mg/Kg		48	10 - 100

Method: 9034 - Sulfide, Reactive (Continued)

Lab Sample ID: 480-193831-11 DU — **Client Sample ID: PS11**
Matrix: Solid — **Prep Type: Total/NA**
Analysis Batch: 610773 — **Prep Batch: 610762**

Analyte	Sample Result	Sample Qualifier		DU Result	DU Qualifier	Unit	D			RPD	RPD Limit
Sulfide, Reactive	9.9	U		10	U	mg/Kg				NC	20

Lab Sample ID: MB 480-610885/1-A — **Client Sample ID: Method Blank**
Matrix: Solid — **Prep Type: Total/NA**
Analysis Batch: 610886 — **Prep Batch: 610885**

Analyte	MB Result	MB Qualifier	RL	MDL	Unit	D	Prepared	Analyzed	Dil Fac
Sulfide, Reactive	10.0	U	10.0	10.0	mg/Kg		01/05/22 08:30	01/05/22 13:30	1

Lab Sample ID: LCS 480-610885/2-A — **Client Sample ID: Lab Control Sample**
Matrix: Solid — **Prep Type: Total/NA**
Analysis Batch: 610886 — **Prep Batch: 610885**

Analyte			Spike Added	LCS Result	LCS Qualifier	Unit	D	%Rec	%Rec. Limits		
Sulfide, Reactive			720	380.7		mg/Kg		53	10 - 100		

Lab Sample ID: MB 480-610992/1-A — **Client Sample ID: Method Blank**
Matrix: Solid — **Prep Type: Total/NA**
Analysis Batch: 611057 — **Prep Batch: 610992**

Analyte	MB Result	MB Qualifier	RL	MDL	Unit	D	Prepared	Analyzed	Dil Fac
Sulfide, Reactive	10.0	U	10.0	10.0	mg/Kg		01/06/22 12:52	01/06/22 13:00	1

Lab Sample ID: LCS 480-610992/2-A — **Client Sample ID: Lab Control Sample**
Matrix: Solid — **Prep Type: Total/NA**
Analysis Batch: 611057 — **Prep Batch: 610992**

Analyte			Spike Added	LCS Result	LCS Qualifier	Unit	D	%Rec	%Rec. Limits		
Sulfide, Reactive			1170	420.8		mg/Kg		36	10 - 100		

Lab Sample ID: 480-193831-23 DU — **Client Sample ID: PS23**
Matrix: Solid — **Prep Type: Total/NA**
Analysis Batch: 611057 — **Prep Batch: 610992**

Analyte	Sample Result	Sample Qualifier		DU Result	DU Qualifier	Unit	D			RPD	RPD Limit
Sulfide, Reactive	9.9	U		10	U	mg/Kg				NC	20

Method: 9045C - pH

Lab Sample ID: LCS 480-610701/1 — **Client Sample ID: Lab Control Sample**
Matrix: Solid — **Prep Type: Total/NA**
Analysis Batch: 610701

Analyte			Spike Added	LCS Result	LCS Qualifier	Unit	D	%Rec	%Rec. Limits		
pH			7.00	7.0		SU		100	99 - 101		

Method: 9045C - pH (Continued)

Lab Sample ID: 480-193831-1 DU
Matrix: Solid
Analysis Batch: 610701

Client Sample ID: PS1
Prep Type: Total/NA

Analyte	Sample Result	Sample Qualifier		DU Result	DU Qualifier	Unit	D			RPD	RPD Limit
pH	6.7	HF		6.5		SU				3	5
Temperature	20.9	HF		21.0		Degrees C				0.5	10

Lab Sample ID: LCS 480-610758/1
Matrix: Solid
Analysis Batch: 610758

Client Sample ID: Lab Control Sample
Prep Type: Total/NA

Analyte			Spike Added	LCS Result	LCS Qualifier	Unit	D	%Rec	%Rec. Limits		
pH			7.00	7.0		SU		100	99 - 101		

Lab Sample ID: 480-193831-10 DU
Matrix: Solid
Analysis Batch: 610758

Client Sample ID: PS10
Prep Type: Total/NA

Analyte	Sample Result	Sample Qualifier		DU Result	DU Qualifier	Unit	D			RPD	RPD Limit
pH	7.4	HF		7.4		SU				0	5
Temperature	19.8	HF		20.0		Degrees C				1	10

Lab Sample ID: 480-193831-19 DU
Matrix: Solid
Analysis Batch: 610758

Client Sample ID: PS19
Prep Type: Total/NA

Analyte	Sample Result	Sample Qualifier		DU Result	DU Qualifier	Unit	D			RPD	RPD Limit
pH	7.1	HF		7.1		SU				0	5
Temperature	19.7	HF		19.9		Degrees C				1	10

GC/MS VOA

Leach Batch: 610619

Lab Sample ID	Client Sample ID	Prep Type	Matrix	Method	Prep Batch
480-193831-1	PS1	TCLP	Solid	1311	
480-193831-2	PS2	TCLP	Solid	1311	
480-193831-3	PS3	TCLP	Solid	1311	
480-193831-4	PS4	TCLP	Solid	1311	
480-193831-5	PS5	TCLP	Solid	1311	
480-193831-6	PS6	TCLP	Solid	1311	
480-193831-7	PS7	TCLP	Solid	1311	
480-193831-8	PS8	TCLP	Solid	1311	
480-193831-9	PS9	TCLP	Solid	1311	
480-193831-10	PS10	TCLP	Solid	1311	
480-193831-11	PS11	TCLP	Solid	1311	
480-193831-12	PS12	TCLP	Solid	1311	
LB 480-610619/1-A	Method Blank	TCLP	Solid	1311	

Analysis Batch: 610775

Lab Sample ID	Client Sample ID	Prep Type	Matrix	Method	Prep Batch
480-193831-1	PS1	TCLP	Solid	8260C	610619
480-193831-2	PS2	TCLP	Solid	8260C	610619
480-193831-3	PS3	TCLP	Solid	8260C	610619
480-193831-4	PS4	TCLP	Solid	8260C	610619
480-193831-5	PS5	TCLP	Solid	8260C	610619
480-193831-6	PS6	TCLP	Solid	8260C	610619
480-193831-7	PS7	TCLP	Solid	8260C	610619
480-193831-8	PS8	TCLP	Solid	8260C	610619
480-193831-9	PS9	TCLP	Solid	8260C	610619
480-193831-10	PS10	TCLP	Solid	8260C	610619
480-193831-11	PS11	TCLP	Solid	8260C	610619
480-193831-12	PS12	TCLP	Solid	8260C	610619
LB 480-610619/1-A	Method Blank	TCLP	Solid	8260C	610619
MB 480-610775/8	Method Blank	Total/NA	Solid	8260C	
LCS 480-610775/6	Lab Control Sample	Total/NA	Solid	8260C	
LCSD 480-610775/27	Lab Control Sample Dup	Total/NA	Solid	8260C	

Leach Batch: 610787

Lab Sample ID	Client Sample ID	Prep Type	Matrix	Method	Prep Batch
480-193831-13	PS13	TCLP	Solid	1311	
480-193831-14	PS14	TCLP	Solid	1311	
480-193831-15	PS15	TCLP	Solid	1311	
480-193831-16	PS16	TCLP	Solid	1311	
480-193831-17	PS17	TCLP	Solid	1311	
480-193831-18	PS18	TCLP	Solid	1311	
480-193831-19	PS19	TCLP	Solid	1311	
480-193831-20	PS20	TCLP	Solid	1311	
480-193831-21	PS21	TCLP	Solid	1311	
480-193831-22	PS22	TCLP	Solid	1311	
480-193831-23	PS23	TCLP	Solid	1311	
LB 480-610787/1-A	Method Blank	TCLP	Solid	1311	

Analysis Batch: 610929

Lab Sample ID	Client Sample ID	Prep Type	Matrix	Method	Prep Batch
480-193831-13	PS13	TCLP	Solid	8260C	610787

GC/MS VOA (Continued)

Analysis Batch: 610929 (Continued)

Lab Sample ID	Client Sample ID	Prep Type	Matrix	Method	Prep Batch
480-193831-14	PS14	TCLP	Solid	8260C	610787
480-193831-15	PS15	TCLP	Solid	8260C	610787
480-193831-16	PS16	TCLP	Solid	8260C	610787
480-193831-17	PS17	TCLP	Solid	8260C	610787
480-193831-18	PS18	TCLP	Solid	8260C	610787
480-193831-19	PS19	TCLP	Solid	8260C	610787
480-193831-20	PS20	TCLP	Solid	8260C	610787
480-193831-21	PS21	TCLP	Solid	8260C	610787
480-193831-22	PS22	TCLP	Solid	8260C	610787
480-193831-23	PS23	TCLP	Solid	8260C	610787
LB 480-610787/1-A	Method Blank	TCLP	Solid	8260C	610787
MB 480-610929/8	Method Blank	Total/NA	Solid	8260C	
LCS 480-610929/6	Lab Control Sample	Total/NA	Solid	8260C	

GC/MS Semi VOA

Leach Batch: 610618

Lab Sample ID	Client Sample ID	Prep Type	Matrix	Method	Prep Batch
480-193831-1	PS1	TCLP	Solid	1311	
480-193831-2	PS2	TCLP	Solid	1311	
480-193831-3	PS3	TCLP	Solid	1311	
480-193831-4	PS4	TCLP	Solid	1311	
480-193831-5	PS5	TCLP	Solid	1311	
480-193831-6	PS6	TCLP	Solid	1311	
480-193831-7	PS7	TCLP	Solid	1311	
480-193831-8	PS8	TCLP	Solid	1311	
480-193831-9	PS9	TCLP	Solid	1311	
480-193831-10	PS10	TCLP	Solid	1311	
480-193831-11	PS11	TCLP	Solid	1311	
480-193831-12	PS12	TCLP	Solid	1311	
LB 480-610618/1-F	Method Blank	TCLP	Solid	1311	

Leach Batch: 610766

Lab Sample ID	Client Sample ID	Prep Type	Matrix	Method	Prep Batch
480-193831-13	PS13	TCLP	Solid	1311	
480-193831-14	PS14	TCLP	Solid	1311	
480-193831-15	PS15	TCLP	Solid	1311	
480-193831-16	PS16	TCLP	Solid	1311	
480-193831-17	PS17	TCLP	Solid	1311	
480-193831-18	PS18	TCLP	Solid	1311	
480-193831-19	PS19	TCLP	Solid	1311	
480-193831-20	PS20	TCLP	Solid	1311	
480-193831-21	PS21	TCLP	Solid	1311	
480-193831-22	PS22	TCLP	Solid	1311	
480-193831-23	PS23	TCLP	Solid	1311	
LB 480-610766/1-D	Method Blank	TCLP	Solid	1311	

Prep Batch: 610779

Lab Sample ID	Client Sample ID	Prep Type	Matrix	Method	Prep Batch
480-193831-1	PS1	TCLP	Solid	3510C	610618
480-193831-2	PS2	TCLP	Solid	3510C	610618

GC/MS Semi VOA (Continued)

Prep Batch: 610779 (Continued)

Lab Sample ID	Client Sample ID	Prep Type	Matrix	Method	Prep Batch
480-193831-3	PS3	TCLP	Solid	3510C	610618
480-193831-4	PS4	TCLP	Solid	3510C	610618
480-193831-5	PS5	TCLP	Solid	3510C	610618
480-193831-6	PS6	TCLP	Solid	3510C	610618
480-193831-7	PS7	TCLP	Solid	3510C	610618
480-193831-8	PS8	TCLP	Solid	3510C	610618
480-193831-9	PS9	TCLP	Solid	3510C	610618
480-193831-10	PS10	TCLP	Solid	3510C	610618
480-193831-11	PS11	TCLP	Solid	3510C	610618
480-193831-12	PS12	TCLP	Solid	3510C	610618
LB 480-610618/1-F	Method Blank	TCLP	Solid	3510C	610618
MB 480-610779/1-A	Method Blank	Total/NA	Solid	3510C	
LCS 480-610779/2-A	Lab Control Sample	Total/NA	Solid	3510C	
LCSD 480-610779/3-A	Lab Control Sample Dup	Total/NA	Solid	3510C	

Analysis Batch: 610856

Lab Sample ID	Client Sample ID	Prep Type	Matrix	Method	Prep Batch
480-193831-1	PS1	TCLP	Solid	8270D	610779
480-193831-2	PS2	TCLP	Solid	8270D	610779
480-193831-3	PS3	TCLP	Solid	8270D	610779
480-193831-4	PS4	TCLP	Solid	8270D	610779
480-193831-5	PS5	TCLP	Solid	8270D	610779
480-193831-6	PS6	TCLP	Solid	8270D	610779
480-193831-7	PS7	TCLP	Solid	8270D	610779
480-193831-8	PS8	TCLP	Solid	8270D	610779
480-193831-9	PS9	TCLP	Solid	8270D	610779
480-193831-10	PS10	TCLP	Solid	8270D	610779
480-193831-11	PS11	TCLP	Solid	8270D	610779
480-193831-12	PS12	TCLP	Solid	8270D	610779
LB 480-610618/1-F	Method Blank	TCLP	Solid	8270D	610779
MB 480-610779/1-A	Method Blank	Total/NA	Solid	8270D	610779
LCS 480-610779/2-A	Lab Control Sample	Total/NA	Solid	8270D	610779
LCSD 480-610779/3-A	Lab Control Sample Dup	Total/NA	Solid	8270D	610779

Prep Batch: 610890

Lab Sample ID	Client Sample ID	Prep Type	Matrix	Method	Prep Batch
480-193831-13	PS13	TCLP	Solid	3510C	610766
480-193831-14	PS14	TCLP	Solid	3510C	610766
480-193831-15	PS15	TCLP	Solid	3510C	610766
480-193831-16	PS16	TCLP	Solid	3510C	610766
480-193831-17	PS17	TCLP	Solid	3510C	610766
480-193831-18	PS18	TCLP	Solid	3510C	610766
480-193831-19	PS19	TCLP	Solid	3510C	610766
480-193831-20	PS20	TCLP	Solid	3510C	610766
480-193831-21	PS21	TCLP	Solid	3510C	610766
480-193831-22	PS22	TCLP	Solid	3510C	610766
480-193831-23	PS23	TCLP	Solid	3510C	610766
LB 480-610766/1-D	Method Blank	TCLP	Solid	3510C	610766
MB 480-610890/1-A	Method Blank	Total/NA	Solid	3510C	
LCS 480-610890/2-A	Lab Control Sample	Total/NA	Solid	3510C	
LCSD 480-610890/3-A	Lab Control Sample Dup	Total/NA	Solid	3510C	

GC/MS Semi VOA

Analysis Batch: 610941

Lab Sample ID	Client Sample ID	Prep Type	Matrix	Method	Prep Batch
480-193831-13	PS13	TCLP	Solid	8270D	610890
480-193831-14	PS14	TCLP	Solid	8270D	610890
480-193831-15	PS15	TCLP	Solid	8270D	610890
480-193831-16	PS16	TCLP	Solid	8270D	610890
480-193831-17	PS17	TCLP	Solid	8270D	610890
480-193831-18	PS18	TCLP	Solid	8270D	610890
480-193831-19	PS19	TCLP	Solid	8270D	610890
480-193831-20	PS20	TCLP	Solid	8270D	610890
480-193831-21	PS21	TCLP	Solid	8270D	610890
480-193831-22	PS22	TCLP	Solid	8270D	610890
480-193831-23	PS23	TCLP	Solid	8270D	610890
LB 480-610766/1-D	Method Blank	TCLP	Solid	8270D	610890
MB 480-610890/1-A	Method Blank	Total/NA	Solid	8270D	610890
LCS 480-610890/2-A	Lab Control Sample	Total/NA	Solid	8270D	610890
LCSD 480-610890/3-A	Lab Control Sample Dup	Total/NA	Solid	8270D	610890

GC VOA

Prep Batch: 610593

Lab Sample ID	Client Sample ID	Prep Type	Matrix	Method	Prep Batch
480-193831-1	PS1	Total/NA	Solid	5035A_H	
480-193831-2	PS2	Total/NA	Solid	5035A_H	
480-193831-3	PS3	Total/NA	Solid	5035A_H	
480-193831-4	PS4	Total/NA	Solid	5035A_H	
480-193831-5	PS5	Total/NA	Solid	5035A_H	
480-193831-6	PS6	Total/NA	Solid	5035A_H	
480-193831-7	PS7	Total/NA	Solid	5035A_H	
480-193831-8	PS8	Total/NA	Solid	5035A_H	
480-193831-9	PS9	Total/NA	Solid	5035A_H	
480-193831-10	PS10	Total/NA	Solid	5035A_H	
480-193831-11	PS11	Total/NA	Solid	5035A_H	
480-193831-12	PS12	Total/NA	Solid	5035A_H	
480-193831-13	PS13	Total/NA	Solid	5035A_H	
480-193831-14	PS14	Total/NA	Solid	5035A_H	
480-193831-15	PS15	Total/NA	Solid	5035A_H	
480-193831-16	PS16	Total/NA	Solid	5035A_H	
480-193831-17	PS17	Total/NA	Solid	5035A_H	
480-193831-18	PS18	Total/NA	Solid	5035A_H	
480-193831-19	PS19	Total/NA	Solid	5035A_H	
480-193831-20	PS20	Total/NA	Solid	5035A_H	
MB 480-610593/1-A	Method Blank	Total/NA	Solid	5035A_H	
LCS 480-610593/2-A	Lab Control Sample	Total/NA	Solid	5035A_H	
480-193831-2 MS	PS2	Total/NA	Solid	5035A_H	
480-193831-2 MSD	PS2	Total/NA	Solid	5035A_H	

Analysis Batch: 610597

Lab Sample ID	Client Sample ID	Prep Type	Matrix	Method	Prep Batch
480-193831-2	PS2	Total/NA	Solid	8015D	610593
480-193831-3	PS3	Total/NA	Solid	8015D	610593
480-193831-4	PS4	Total/NA	Solid	8015D	610593
480-193831-5	PS5	Total/NA	Solid	8015D	610593

GC VOA (Continued)

Analysis Batch: 610597 (Continued)

Lab Sample ID	Client Sample ID	Prep Type	Matrix	Method	Prep Batch
480-193831-6	PS6	Total/NA	Solid	8015D	610593
480-193831-7	PS7	Total/NA	Solid	8015D	610593
480-193831-8	PS8	Total/NA	Solid	8015D	610593
480-193831-9	PS9	Total/NA	Solid	8015D	610593
480-193831-10	PS10	Total/NA	Solid	8015D	610593
480-193831-11	PS11	Total/NA	Solid	8015D	610593
480-193831-12	PS12	Total/NA	Solid	8015D	610593
480-193831-13	PS13	Total/NA	Solid	8015D	610593
480-193831-14	PS14	Total/NA	Solid	8015D	610593
480-193831-15	PS15	Total/NA	Solid	8015D	610593
480-193831-16	PS16	Total/NA	Solid	8015D	610593
480-193831-17	PS17	Total/NA	Solid	8015D	610593
480-193831-18	PS18	Total/NA	Solid	8015D	610593
480-193831-19	PS19	Total/NA	Solid	8015D	610593
480-193831-20	PS20	Total/NA	Solid	8015D	610593
MB 480-610593/1-A	Method Blank	Total/NA	Solid	8015D	610593
LCS 480-610593/2-A	Lab Control Sample	Total/NA	Solid	8015D	610593
480-193831-2 MS	PS2	Total/NA	Solid	8015D	610593
480-193831-2 MSD	PS2	Total/NA	Solid	8015D	610593

Prep Batch: 610683

Lab Sample ID	Client Sample ID	Prep Type	Matrix	Method	Prep Batch
480-193831-21	PS21	Total/NA	Solid	5035A_H	
480-193831-22	PS22	Total/NA	Solid	5035A_H	
480-193831-23	PS23	Total/NA	Solid	5035A_H	
MB 480-610683/1-A	Method Blank	Total/NA	Solid	5035A_H	
LCS 480-610683/2-A	Lab Control Sample	Total/NA	Solid	5035A_H	
480-193831-21 MS	PS21	Total/NA	Solid	5035A_H	
480-193831-21 MSD	PS21	Total/NA	Solid	5035A_H	

Analysis Batch: 610704

Lab Sample ID	Client Sample ID	Prep Type	Matrix	Method	Prep Batch
480-193831-1	PS1	Total/NA	Solid	8015D	610593
480-193831-21	PS21	Total/NA	Solid	8015D	610683
480-193831-22	PS22	Total/NA	Solid	8015D	610683
480-193831-23	PS23	Total/NA	Solid	8015D	610683
MB 480-610683/1-A	Method Blank	Total/NA	Solid	8015D	610683
LCS 480-610683/2-A	Lab Control Sample	Total/NA	Solid	8015D	610683
480-193831-21 MS	PS21	Total/NA	Solid	8015D	610683
480-193831-21 MSD	PS21	Total/NA	Solid	8015D	610683

GC Semi VOA

Prep Batch: 610520

Lab Sample ID	Client Sample ID	Prep Type	Matrix	Method	Prep Batch
480-193831-1	PS1	Total/NA	Solid	3550C	
480-193831-2	PS2	Total/NA	Solid	3550C	
480-193831-3	PS3	Total/NA	Solid	3550C	
480-193831-4	PS4	Total/NA	Solid	3550C	
480-193831-5	PS5	Total/NA	Solid	3550C	
480-193831-6	PS6	Total/NA	Solid	3550C	

GC Semi VOA (Continued)

Prep Batch: 610520 (Continued)

Lab Sample ID	Client Sample ID	Prep Type	Matrix	Method	Prep Batch
480-193831-7	PS7	Total/NA	Solid	3550C	
480-193831-8	PS8	Total/NA	Solid	3550C	
480-193831-9	PS9	Total/NA	Solid	3550C	
480-193831-10	PS10	Total/NA	Solid	3550C	
480-193831-11	PS11	Total/NA	Solid	3550C	
480-193831-12	PS12	Total/NA	Solid	3550C	
480-193831-13	PS13	Total/NA	Solid	3550C	
480-193831-14	PS14	Total/NA	Solid	3550C	
480-193831-15	PS15	Total/NA	Solid	3550C	
MB 480-610520/1-A	Method Blank	Total/NA	Solid	3550C	
LCS 480-610520/2-A	Lab Control Sample	Total/NA	Solid	3550C	

Prep Batch: 610595

Lab Sample ID	Client Sample ID	Prep Type	Matrix	Method	Prep Batch
480-193831-1	PS1	Total/NA	Solid	3550C	
480-193831-2	PS2	Total/NA	Solid	3550C	
480-193831-3	PS3	Total/NA	Solid	3550C	
480-193831-4	PS4	Total/NA	Solid	3550C	
480-193831-5	PS5	Total/NA	Solid	3550C	
480-193831-6	PS6	Total/NA	Solid	3550C	
MB 480-610595/1-A	Method Blank	Total/NA	Solid	3550C	
LCS 480-610595/2-A	Lab Control Sample	Total/NA	Solid	3550C	

Analysis Batch: 610596

Lab Sample ID	Client Sample ID	Prep Type	Matrix	Method	Prep Batch
480-193831-1	PS1	Total/NA	Solid	8015D	610520
480-193831-2	PS2	Total/NA	Solid	8015D	610520
480-193831-3	PS3	Total/NA	Solid	8015D	610520
480-193831-4	PS4	Total/NA	Solid	8015D	610520
480-193831-5	PS5	Total/NA	Solid	8015D	610520
480-193831-6	PS6	Total/NA	Solid	8015D	610520
480-193831-7	PS7	Total/NA	Solid	8015D	610520
480-193831-8	PS8	Total/NA	Solid	8015D	610520
480-193831-9	PS9	Total/NA	Solid	8015D	610520
480-193831-10	PS10	Total/NA	Solid	8015D	610520
480-193831-11	PS11	Total/NA	Solid	8015D	610520
480-193831-12	PS12	Total/NA	Solid	8015D	610520
480-193831-13	PS13	Total/NA	Solid	8015D	610520
480-193831-14	PS14	Total/NA	Solid	8015D	610520
480-193831-15	PS15	Total/NA	Solid	8015D	610520
480-193831-16	PS16	Total/NA	Solid	8015D	610609
480-193831-17	PS17	Total/NA	Solid	8015D	610609
480-193831-18	PS18	Total/NA	Solid	8015D	610609
480-193831-19	PS19	Total/NA	Solid	8015D	610609
480-193831-20	PS20	Total/NA	Solid	8015D	610609
480-193831-21	PS21	Total/NA	Solid	8015D	610609
480-193831-22	PS22	Total/NA	Solid	8015D	610609
480-193831-23	PS23	Total/NA	Solid	8015D	610609
MB 480-610520/1-A	Method Blank	Total/NA	Solid	8015D	610520
MB 480-610609/1-A	Method Blank	Total/NA	Solid	8015D	610609
LCS 480-610520/2-A	Lab Control Sample	Total/NA	Solid	8015D	610520

GC Semi VOA (Continued)

Analysis Batch: 610596 (Continued)

Lab Sample ID	Client Sample ID	Prep Type	Matrix	Method	Prep Batch
LCS 480-610609/2-A	Lab Control Sample	Total/NA	Solid	8015D	610609
480-193831-16 MS	PS16	Total/NA	Solid	8015D	610609
480-193831-16 MSD	PS16	Total/NA	Solid	8015D	610609

Prep Batch: 610609

Lab Sample ID	Client Sample ID	Prep Type	Matrix	Method	Prep Batch
480-193831-16	PS16	Total/NA	Solid	3550C	
480-193831-17	PS17	Total/NA	Solid	3550C	
480-193831-18	PS18	Total/NA	Solid	3550C	
480-193831-19	PS19	Total/NA	Solid	3550C	
480-193831-20	PS20	Total/NA	Solid	3550C	
480-193831-21	PS21	Total/NA	Solid	3550C	
480-193831-22	PS22	Total/NA	Solid	3550C	
480-193831-23	PS23	Total/NA	Solid	3550C	
MB 480-610609/1-A	Method Blank	Total/NA	Solid	3550C	
LCS 480-610609/2-A	Lab Control Sample	Total/NA	Solid	3550C	
480-193831-16 MS	PS16	Total/NA	Solid	3550C	
480-193831-16 MSD	PS16	Total/NA	Solid	3550C	

Leach Batch: 610618

Lab Sample ID	Client Sample ID	Prep Type	Matrix	Method	Prep Batch
480-193831-1	PS1	TCLP	Solid	1311	
480-193831-2	PS2	TCLP	Solid	1311	
480-193831-3	PS3	TCLP	Solid	1311	
480-193831-4	PS4	TCLP	Solid	1311	
480-193831-5	PS5	TCLP	Solid	1311	
480-193831-6	PS6	TCLP	Solid	1311	
480-193831-7	PS7	TCLP	Solid	1311	
480-193831-8	PS8	TCLP	Solid	1311	
480-193831-9	PS9	TCLP	Solid	1311	
480-193831-10	PS10	TCLP	Solid	1311	
480-193831-11	PS11	TCLP	Solid	1311	
480-193831-12	PS12	TCLP	Solid	1311	
LB 480-610618/1-B	Method Blank	TCLP	Solid	1311	
LB 480-610618/1-C	Method Blank	TCLP	Solid	1311	

Prep Batch: 610623

Lab Sample ID	Client Sample ID	Prep Type	Matrix	Method	Prep Batch
480-193831-7	PS7	Total/NA	Solid	3550C	
480-193831-8	PS8	Total/NA	Solid	3550C	
480-193831-9	PS9	Total/NA	Solid	3550C	
480-193831-10	PS10	Total/NA	Solid	3550C	
480-193831-11	PS11	Total/NA	Solid	3550C	
480-193831-12	PS12	Total/NA	Solid	3550C	
480-193831-13	PS13	Total/NA	Solid	3550C	
480-193831-14	PS14	Total/NA	Solid	3550C	
MB 480-610623/1-A	Method Blank	Total/NA	Solid	3550C	
LCS 480-610623/2-A	Lab Control Sample	Total/NA	Solid	3550C	
480-193831-10 MS	PS10	Total/NA	Solid	3550C	
480-193831-10 MSD	PS10	Total/NA	Solid	3550C	

GC Semi VOA

Prep Batch: 610624

Lab Sample ID	Client Sample ID	Prep Type	Matrix	Method	Prep Batch
480-193831-15	PS15	Total/NA	Solid	3550C	
480-193831-16	PS16	Total/NA	Solid	3550C	
480-193831-17	PS17	Total/NA	Solid	3550C	
480-193831-18	PS18	Total/NA	Solid	3550C	
480-193831-19	PS19	Total/NA	Solid	3550C	
480-193831-20	PS20	Total/NA	Solid	3550C	
480-193831-21	PS21	Total/NA	Solid	3550C	
480-193831-22	PS22	Total/NA	Solid	3550C	
480-193831-23	PS23	Total/NA	Solid	3550C	
MB 480-610624/1-A	Method Blank	Total/NA	Solid	3550C	
LCS 480-610624/2-A	Lab Control Sample	Total/NA	Solid	3550C	
480-193831-15 MS	PS15	Total/NA	Solid	3550C	
480-193831-15 MSD	PS15	Total/NA	Solid	3550C	

Analysis Batch: 610658

Lab Sample ID	Client Sample ID	Prep Type	Matrix	Method	Prep Batch
480-193831-1	PS1	Total/NA	Solid	8082A	610595
480-193831-2	PS2	Total/NA	Solid	8082A	610595
480-193831-3	PS3	Total/NA	Solid	8082A	610595
480-193831-4	PS4	Total/NA	Solid	8082A	610595
480-193831-5	PS5	Total/NA	Solid	8082A	610595
480-193831-6	PS6	Total/NA	Solid	8082A	610595
MB 480-610595/1-A	Method Blank	Total/NA	Solid	8082A	610595
LCS 480-610595/2-A	Lab Control Sample	Total/NA	Solid	8082A	610595

Prep Batch: 610727

Lab Sample ID	Client Sample ID	Prep Type	Matrix	Method	Prep Batch
480-193831-1	PS1	TCLP	Solid	3510C	610618
480-193831-2	PS2	TCLP	Solid	3510C	610618
480-193831-3	PS3	TCLP	Solid	3510C	610618
480-193831-4	PS4	TCLP	Solid	3510C	610618
480-193831-5	PS5	TCLP	Solid	3510C	610618
480-193831-6	PS6	TCLP	Solid	3510C	610618
480-193831-7	PS7	TCLP	Solid	3510C	610618
480-193831-8	PS8	TCLP	Solid	3510C	610618
480-193831-9	PS9	TCLP	Solid	3510C	610618
480-193831-10	PS10	TCLP	Solid	3510C	610618
480-193831-11	PS11	TCLP	Solid	3510C	610618
480-193831-12	PS12	TCLP	Solid	3510C	610618
LB 480-610618/1-B	Method Blank	TCLP	Solid	3510C	610618
MB 480-610727/1-A	Method Blank	Total/NA	Solid	3510C	
LCS 480-610727/2-A	Lab Control Sample	Total/NA	Solid	3510C	
LCSD 480-610727/3-A	Lab Control Sample Dup	Total/NA	Solid	3510C	

Prep Batch: 610729

Lab Sample ID	Client Sample ID	Prep Type	Matrix	Method	Prep Batch
480-193831-1	PS1	TCLP	Solid	8151A	610618
480-193831-2	PS2	TCLP	Solid	8151A	610618
480-193831-3	PS3	TCLP	Solid	8151A	610618
480-193831-4	PS4	TCLP	Solid	8151A	610618
480-193831-5	PS5	TCLP	Solid	8151A	610618

GC Semi VOA (Continued)

Prep Batch: 610729 (Continued)

Lab Sample ID	Client Sample ID	Prep Type	Matrix	Method	Prep Batch
480-193831-6	PS6	TCLP	Solid	8151A	610618
480-193831-7	PS7	TCLP	Solid	8151A	610618
480-193831-8	PS8	TCLP	Solid	8151A	610618
480-193831-9	PS9	TCLP	Solid	8151A	610618
480-193831-10	PS10	TCLP	Solid	8151A	610618
480-193831-11	PS11	TCLP	Solid	8151A	610618
480-193831-12	PS12	TCLP	Solid	8151A	610618
LB 480-610618/1-C	Method Blank	TCLP	Solid	8151A	610618
MB 480-610729/1-A	Method Blank	Total/NA	Solid	8151A	
LCS 480-610729/2-A	Lab Control Sample	Total/NA	Solid	8151A	
LCSD 480-610729/3-A	Lab Control Sample Dup	Total/NA	Solid	8151A	

Analysis Batch: 610755

Lab Sample ID	Client Sample ID	Prep Type	Matrix	Method	Prep Batch
480-193831-7	PS7	Total/NA	Solid	8082A	610623
480-193831-8	PS8	Total/NA	Solid	8082A	610623
480-193831-9	PS9	Total/NA	Solid	8082A	610623
480-193831-10	PS10	Total/NA	Solid	8082A	610623
480-193831-11	PS11	Total/NA	Solid	8082A	610623
480-193831-12	PS12	Total/NA	Solid	8082A	610623
480-193831-13	PS13	Total/NA	Solid	8082A	610623
480-193831-14	PS14	Total/NA	Solid	8082A	610623
480-193831-15	PS15	Total/NA	Solid	8082A	610624
480-193831-16	PS16	Total/NA	Solid	8082A	610624
480-193831-17	PS17	Total/NA	Solid	8082A	610624
480-193831-18	PS18	Total/NA	Solid	8082A	610624
480-193831-19	PS19	Total/NA	Solid	8082A	610624
480-193831-20	PS20	Total/NA	Solid	8082A	610624
480-193831-21	PS21	Total/NA	Solid	8082A	610624
480-193831-22	PS22	Total/NA	Solid	8082A	610624
480-193831-23	PS23	Total/NA	Solid	8082A	610624
MB 480-610623/1-A	Method Blank	Total/NA	Solid	8082A	610623
MB 480-610624/1-A	Method Blank	Total/NA	Solid	8082A	610624
LCS 480-610623/2-A	Lab Control Sample	Total/NA	Solid	8082A	610623
LCS 480-610624/2-A	Lab Control Sample	Total/NA	Solid	8082A	610624
480-193831-10 MS	PS10	Total/NA	Solid	8082A	610623
480-193831-10 MSD	PS10	Total/NA	Solid	8082A	610623
480-193831-15 MS	PS15	Total/NA	Solid	8082A	610624
480-193831-15 MSD	PS15	Total/NA	Solid	8082A	610624

Leach Batch: 610766

Lab Sample ID	Client Sample ID	Prep Type	Matrix	Method	Prep Batch
480-193831-13	PS13	TCLP	Solid	1311	
480-193831-14	PS14	TCLP	Solid	1311	
480-193831-15	PS15	TCLP	Solid	1311	
480-193831-16	PS16	TCLP	Solid	1311	
480-193831-17	PS17	TCLP	Solid	1311	
480-193831-18	PS18	TCLP	Solid	1311	
480-193831-19	PS19	TCLP	Solid	1311	
480-193831-20	PS20	TCLP	Solid	1311	
480-193831-21	PS21	TCLP	Solid	1311	

GC Semi VOA (Continued)

Leach Batch: 610766 (Continued)

Lab Sample ID	Client Sample ID	Prep Type	Matrix	Method	Prep Batch
480-193831-22	PS22	TCLP	Solid	1311	
480-193831-23	PS23	TCLP	Solid	1311	
LB 480-610766/1-B	Method Blank	TCLP	Solid	1311	
LB 480-610766/1-F	Method Blank	TCLP	Solid	1311	

Analysis Batch: 610819

Lab Sample ID	Client Sample ID	Prep Type	Matrix	Method	Prep Batch
480-193831-1	PS1	TCLP	Solid	8081B	610727
480-193831-2	PS2	TCLP	Solid	8081B	610727
480-193831-3	PS3	TCLP	Solid	8081B	610727
480-193831-4	PS4	TCLP	Solid	8081B	610727
480-193831-5	PS5	TCLP	Solid	8081B	610727
480-193831-6	PS6	TCLP	Solid	8081B	610727
480-193831-7	PS7	TCLP	Solid	8081B	610727
480-193831-8	PS8	TCLP	Solid	8081B	610727
480-193831-9	PS9	TCLP	Solid	8081B	610727
480-193831-12	PS12	TCLP	Solid	8081B	610727
LB 480-610618/1-B	Method Blank	TCLP	Solid	8081B	610727
MB 480-610727/1-A	Method Blank	Total/NA	Solid	8081B	610727
LCS 480-610727/2-A	Lab Control Sample	Total/NA	Solid	8081B	610727
LCSD 480-610727/3-A	Lab Control Sample Dup	Total/NA	Solid	8081B	610727

Analysis Batch: 610833

Lab Sample ID	Client Sample ID	Prep Type	Matrix	Method	Prep Batch
480-193831-1	PS1	TCLP	Solid	8151	610729
480-193831-2	PS2	TCLP	Solid	8151	610729
480-193831-3	PS3	TCLP	Solid	8151	610729
480-193831-4	PS4	TCLP	Solid	8151	610729
480-193831-5	PS5	TCLP	Solid	8151	610729
480-193831-6	PS6	TCLP	Solid	8151	610729
480-193831-7	PS7	TCLP	Solid	8151	610729
480-193831-8	PS8	TCLP	Solid	8151	610729
480-193831-9	PS9	TCLP	Solid	8151	610729
480-193831-10	PS10	TCLP	Solid	8151	610729
480-193831-11	PS11	TCLP	Solid	8151	610729
480-193831-12	PS12	TCLP	Solid	8151	610729
LB 480-610618/1-C	Method Blank	TCLP	Solid	8151	610729
MB 480-610729/1-A	Method Blank	Total/NA	Solid	8151	610729
LCS 480-610729/2-A	Lab Control Sample	Total/NA	Solid	8151	610729
LCSD 480-610729/3-A	Lab Control Sample Dup	Total/NA	Solid	8151	610729

Prep Batch: 610864

Lab Sample ID	Client Sample ID	Prep Type	Matrix	Method	Prep Batch
480-193831-13	PS13	TCLP	Solid	3510C	610766
480-193831-14	PS14	TCLP	Solid	3510C	610766
480-193831-15	PS15	TCLP	Solid	3510C	610766
480-193831-16	PS16	TCLP	Solid	3510C	610766
480-193831-17	PS17	TCLP	Solid	3510C	610766
480-193831-18	PS18	TCLP	Solid	3510C	610766
480-193831-19	PS19	TCLP	Solid	3510C	610766
480-193831-20	PS20	TCLP	Solid	3510C	610766

GC Semi VOA (Continued)

Prep Batch: 610864 (Continued)

Lab Sample ID	Client Sample ID	Prep Type	Matrix	Method	Prep Batch
480-193831-21	PS21	TCLP	Solid	3510C	610766
480-193831-22	PS22	TCLP	Solid	3510C	610766
480-193831-23	PS23	TCLP	Solid	3510C	610766
LB 480-610766/1-B	Method Blank	TCLP	Solid	3510C	610766
MB 480-610864/1-A	Method Blank	Total/NA	Solid	3510C	
LCS 480-610864/2-A	Lab Control Sample	Total/NA	Solid	3510C	
LCSD 480-610864/3-A	Lab Control Sample Dup	Total/NA	Solid	3510C	

Analysis Batch: 610920

Lab Sample ID	Client Sample ID	Prep Type	Matrix	Method	Prep Batch
480-193831-10	PS10	TCLP	Solid	8081B	610727
480-193831-11	PS11	TCLP	Solid	8081B	610727
480-193831-13	PS13	TCLP	Solid	8081B	610864
480-193831-14	PS14	TCLP	Solid	8081B	610864
480-193831-15	PS15	TCLP	Solid	8081B	610864
480-193831-16	PS16	TCLP	Solid	8081B	610864
480-193831-17	PS17	TCLP	Solid	8081B	610864
480-193831-18	PS18	TCLP	Solid	8081B	610864
480-193831-19	PS19	TCLP	Solid	8081B	610864
480-193831-20	PS20	TCLP	Solid	8081B	610864
480-193831-21	PS21	TCLP	Solid	8081B	610864
480-193831-22	PS22	TCLP	Solid	8081B	610864
480-193831-23	PS23	TCLP	Solid	8081B	610864
LB 480-610766/1-B	Method Blank	TCLP	Solid	8081B	610864
MB 480-610864/1-A	Method Blank	Total/NA	Solid	8081B	610864
LCS 480-610864/2-A	Lab Control Sample	Total/NA	Solid	8081B	610864
LCSD 480-610864/3-A	Lab Control Sample Dup	Total/NA	Solid	8081B	610864

Prep Batch: 610943

Lab Sample ID	Client Sample ID	Prep Type	Matrix	Method	Prep Batch
480-193831-13	PS13	TCLP	Solid	8151A	610766
480-193831-14	PS14	TCLP	Solid	8151A	610766
480-193831-15	PS15	TCLP	Solid	8151A	610766
480-193831-16	PS16	TCLP	Solid	8151A	610766
480-193831-17	PS17	TCLP	Solid	8151A	610766
480-193831-18	PS18	TCLP	Solid	8151A	610766
480-193831-19	PS19	TCLP	Solid	8151A	610766
480-193831-20	PS20	TCLP	Solid	8151A	610766
480-193831-21	PS21	TCLP	Solid	8151A	610766
480-193831-22	PS22	TCLP	Solid	8151A	610766
480-193831-23	PS23	TCLP	Solid	8151A	610766
LB 480-610766/1-F	Method Blank	TCLP	Solid	8151A	610766
MB 480-610943/1-A	Method Blank	Total/NA	Solid	8151A	
LCS 480-610943/2-A	Lab Control Sample	Total/NA	Solid	8151A	
LCSD 480-610943/3-A	Lab Control Sample Dup	Total/NA	Solid	8151A	

Analysis Batch: 611060

Lab Sample ID	Client Sample ID	Prep Type	Matrix	Method	Prep Batch
480-193831-13	PS13	TCLP	Solid	8151	610943
480-193831-14	PS14	TCLP	Solid	8151	610943
480-193831-15	PS15	TCLP	Solid	8151	610943

GC Semi VOA (Continued)

Analysis Batch: 611060 (Continued)

Lab Sample ID	Client Sample ID	Prep Type	Matrix	Method	Prep Batch
480-193831-16	PS16	TCLP	Solid	8151	610943
480-193831-17	PS17	TCLP	Solid	8151	610943
480-193831-18	PS18	TCLP	Solid	8151	610943
480-193831-19	PS19	TCLP	Solid	8151	610943
480-193831-20	PS20	TCLP	Solid	8151	610943
480-193831-21	PS21	TCLP	Solid	8151	610943
480-193831-22	PS22	TCLP	Solid	8151	610943
480-193831-23	PS23	TCLP	Solid	8151	610943
LB 480-610766/1-F	Method Blank	TCLP	Solid	8151	610943
MB 480-610943/1-A	Method Blank	Total/NA	Solid	8151	610943
LCS 480-610943/2-A	Lab Control Sample	Total/NA	Solid	8151	610943
LCSD 480-610943/3-A	Lab Control Sample Dup	Total/NA	Solid	8151	610943

Metals

Leach Batch: 610618

Lab Sample ID	Client Sample ID	Prep Type	Matrix	Method	Prep Batch
480-193831-1	PS1	TCLP	Solid	1311	
480-193831-2	PS2	TCLP	Solid	1311	
480-193831-3	PS3	TCLP	Solid	1311	
480-193831-4	PS4	TCLP	Solid	1311	
480-193831-5	PS5	TCLP	Solid	1311	
480-193831-6	PS6	TCLP	Solid	1311	
480-193831-7	PS7	TCLP	Solid	1311	
480-193831-8	PS8	TCLP	Solid	1311	
480-193831-9	PS9	TCLP	Solid	1311	
480-193831-10	PS10	TCLP	Solid	1311	
480-193831-11	PS11	TCLP	Solid	1311	
480-193831-12	PS12	TCLP	Solid	1311	
LB 480-610618/1-D	Method Blank	TCLP	Solid	1311	
LB 480-610618/1-E	Method Blank	TCLP	Solid	1311	
480-193831-2 MS	PS2	TCLP	Solid	1311	
480-193831-2 MSD	PS2	TCLP	Solid	1311	

Prep Batch: 610730

Lab Sample ID	Client Sample ID	Prep Type	Matrix	Method	Prep Batch
480-193831-1	PS1	TCLP	Solid	3010A	610618
480-193831-2	PS2	TCLP	Solid	3010A	610618
480-193831-3	PS3	TCLP	Solid	3010A	610618
480-193831-4	PS4	TCLP	Solid	3010A	610618
480-193831-5	PS5	TCLP	Solid	3010A	610618
480-193831-6	PS6	TCLP	Solid	3010A	610618
480-193831-7	PS7	TCLP	Solid	3010A	610618
480-193831-8	PS8	TCLP	Solid	3010A	610618
480-193831-9	PS9	TCLP	Solid	3010A	610618
480-193831-10	PS10	TCLP	Solid	3010A	610618
480-193831-11	PS11	TCLP	Solid	3010A	610618
480-193831-12	PS12	TCLP	Solid	3010A	610618
LB 480-610618/1-D	Method Blank	TCLP	Solid	3010A	610618
MB 480-610730/2-A	Method Blank	Total/NA	Solid	3010A	
LCS 480-610730/3-A	Lab Control Sample	Total/NA	Solid	3010A	

Metals (Continued)

Prep Batch: 610730 (Continued)

Lab Sample ID	Client Sample ID	Prep Type	Matrix	Method	Prep Batch
480-193831-2 MS	PS2	TCLP	Solid	3010A	610618
480-193831-2 MSD	PS2	TCLP	Solid	3010A	610618

Prep Batch: 610740

Lab Sample ID	Client Sample ID	Prep Type	Matrix	Method	Prep Batch
480-193831-1	PS1	TCLP	Solid	7470A	610618
480-193831-2	PS2	TCLP	Solid	7470A	610618
480-193831-3	PS3	TCLP	Solid	7470A	610618
480-193831-4	PS4	TCLP	Solid	7470A	610618
480-193831-5	PS5	TCLP	Solid	7470A	610618
480-193831-6	PS6	TCLP	Solid	7470A	610618
480-193831-7	PS7	TCLP	Solid	7470A	610618
480-193831-8	PS8	TCLP	Solid	7470A	610618
480-193831-9	PS9	TCLP	Solid	7470A	610618
480-193831-10	PS10	TCLP	Solid	7470A	610618
480-193831-11	PS11	TCLP	Solid	7470A	610618
480-193831-12	PS12	TCLP	Solid	7470A	610618
LB 480-610618/1-E	Method Blank	TCLP	Solid	7470A	610618
MB 480-610740/2-A	Method Blank	Total/NA	Solid	7470A	
LCS 480-610740/3-A	Lab Control Sample	Total/NA	Solid	7470A	
480-193831-2 MS	PS2	TCLP	Solid	7470A	610618
480-193831-2 MSD	PS2	TCLP	Solid	7470A	610618

Leach Batch: 610766

Lab Sample ID	Client Sample ID	Prep Type	Matrix	Method	Prep Batch
480-193831-13	PS13	TCLP	Solid	1311	
480-193831-14	PS14	TCLP	Solid	1311	
480-193831-15	PS15	TCLP	Solid	1311	
480-193831-16	PS16	TCLP	Solid	1311	
480-193831-17	PS17	TCLP	Solid	1311	
480-193831-18	PS18	TCLP	Solid	1311	
480-193831-19	PS19	TCLP	Solid	1311	
480-193831-20	PS20	TCLP	Solid	1311	
480-193831-21	PS21	TCLP	Solid	1311	
480-193831-22	PS22	TCLP	Solid	1311	
480-193831-23	PS23	TCLP	Solid	1311	
LB 480-610766/1-C	Method Blank	TCLP	Solid	1311	
LB 480-610766/1-H	Method Blank	TCLP	Solid	1311	

Analysis Batch: 610781

Lab Sample ID	Client Sample ID	Prep Type	Matrix	Method	Prep Batch
480-193831-1	PS1	TCLP	Solid	7470A	610740
480-193831-2	PS2	TCLP	Solid	7470A	610740
480-193831-3	PS3	TCLP	Solid	7470A	610740
480-193831-4	PS4	TCLP	Solid	7470A	610740
480-193831-5	PS5	TCLP	Solid	7470A	610740
480-193831-6	PS6	TCLP	Solid	7470A	610740
480-193831-7	PS7	TCLP	Solid	7470A	610740
480-193831-8	PS8	TCLP	Solid	7470A	610740
480-193831-9	PS9	TCLP	Solid	7470A	610740
480-193831-10	PS10	TCLP	Solid	7470A	610740

Metals (Continued)

Analysis Batch: 610781 (Continued)

Lab Sample ID	Client Sample ID	Prep Type	Matrix	Method	Prep Batch
480-193831-11	PS11	TCLP	Solid	7470A	610740
480-193831-12	PS12	TCLP	Solid	7470A	610740
LB 480-610618/1-E	Method Blank	TCLP	Solid	7470A	610740
MB 480-610740/2-A	Method Blank	Total/NA	Solid	7470A	610740
LCS 480-610740/3-A	Lab Control Sample	Total/NA	Solid	7470A	610740
480-193831-2 MS	PS2	TCLP	Solid	7470A	610740
480-193831-2 MSD	PS2	TCLP	Solid	7470A	610740

Analysis Batch: 610843

Lab Sample ID	Client Sample ID	Prep Type	Matrix	Method	Prep Batch
480-193831-1	PS1	TCLP	Solid	6010C	610730
480-193831-2	PS2	TCLP	Solid	6010C	610730
480-193831-3	PS3	TCLP	Solid	6010C	610730
480-193831-4	PS4	TCLP	Solid	6010C	610730
480-193831-5	PS5	TCLP	Solid	6010C	610730
480-193831-6	PS6	TCLP	Solid	6010C	610730
480-193831-7	PS7	TCLP	Solid	6010C	610730
480-193831-8	PS8	TCLP	Solid	6010C	610730
480-193831-9	PS9	TCLP	Solid	6010C	610730
480-193831-10	PS10	TCLP	Solid	6010C	610730
480-193831-11	PS11	TCLP	Solid	6010C	610730
480-193831-12	PS12	TCLP	Solid	6010C	610730
LB 480-610618/1-D	Method Blank	TCLP	Solid	6010C	610730
MB 480-610730/2-A	Method Blank	Total/NA	Solid	6010C	610730
LCS 480-610730/3-A	Lab Control Sample	Total/NA	Solid	6010C	610730
480-193831-2 MS	PS2	TCLP	Solid	6010C	610730
480-193831-2 MSD	PS2	TCLP	Solid	6010C	610730

Prep Batch: 610865

Lab Sample ID	Client Sample ID	Prep Type	Matrix	Method	Prep Batch
480-193831-13	PS13	TCLP	Solid	3010A	610766
480-193831-14	PS14	TCLP	Solid	3010A	610766
480-193831-15	PS15	TCLP	Solid	3010A	610766
480-193831-16	PS16	TCLP	Solid	3010A	610766
480-193831-17	PS17	TCLP	Solid	3010A	610766
480-193831-18	PS18	TCLP	Solid	3010A	610766
480-193831-19	PS19	TCLP	Solid	3010A	610766
480-193831-20	PS20	TCLP	Solid	3010A	610766
480-193831-21	PS21	TCLP	Solid	3010A	610766
480-193831-22	PS22	TCLP	Solid	3010A	610766
480-193831-23	PS23	TCLP	Solid	3010A	610766
LB 480-610766/1-C	Method Blank	TCLP	Solid	3010A	610766
MB 480-610865/2-A	Method Blank	Total/NA	Solid	3010A	
LCS 480-610865/3-A	Lab Control Sample	Total/NA	Solid	3010A	

Analysis Batch: 611065

Lab Sample ID	Client Sample ID	Prep Type	Matrix	Method	Prep Batch
480-193831-13	PS13	TCLP	Solid	6010C	610865
480-193831-14	PS14	TCLP	Solid	6010C	610865
480-193831-15	PS15	TCLP	Solid	6010C	610865
480-193831-16	PS16	TCLP	Solid	6010C	610865

Metals (Continued)

Analysis Batch: 611065 (Continued)

Lab Sample ID	Client Sample ID	Prep Type	Matrix	Method	Prep Batch
480-193831-17	PS17	TCLP	Solid	6010C	610865
480-193831-18	PS18	TCLP	Solid	6010C	610865
480-193831-19	PS19	TCLP	Solid	6010C	610865
480-193831-20	PS20	TCLP	Solid	6010C	610865
480-193831-21	PS21	TCLP	Solid	6010C	610865
480-193831-22	PS22	TCLP	Solid	6010C	610865
480-193831-23	PS23	TCLP	Solid	6010C	610865
LB 480-610766/1-C	Method Blank	TCLP	Solid	6010C	610865
MB 480-610865/2-A	Method Blank	Total/NA	Solid	6010C	610865
LCS 480-610865/3-A	Lab Control Sample	Total/NA	Solid	6010C	610865

Prep Batch: 611516

Lab Sample ID	Client Sample ID	Prep Type	Matrix	Method	Prep Batch
480-193831-13	PS13	TCLP	Solid	7470A	610766
480-193831-14	PS14	TCLP	Solid	7470A	610766
480-193831-15	PS15	TCLP	Solid	7470A	610766
480-193831-16	PS16	TCLP	Solid	7470A	610766
480-193831-17	PS17	TCLP	Solid	7470A	610766
480-193831-18	PS18	TCLP	Solid	7470A	610766
480-193831-19	PS19	TCLP	Solid	7470A	610766
480-193831-20	PS20	TCLP	Solid	7470A	610766
480-193831-21	PS21	TCLP	Solid	7470A	610766
480-193831-22	PS22	TCLP	Solid	7470A	610766
480-193831-23	PS23	TCLP	Solid	7470A	610766
LB 480-610766/1-H	Method Blank	TCLP	Solid	7470A	610766
MB 480-611516/2-A	Method Blank	Total/NA	Solid	7470A	
LCS 480-611516/3-A	Lab Control Sample	Total/NA	Solid	7470A	
LCSD 480-611516/4-A	Lab Control Sample Dup	Total/NA	Solid	7470A	

Analysis Batch: 611585

Lab Sample ID	Client Sample ID	Prep Type	Matrix	Method	Prep Batch
480-193831-13	PS13	TCLP	Solid	7470A	611516
480-193831-14	PS14	TCLP	Solid	7470A	611516
480-193831-15	PS15	TCLP	Solid	7470A	611516
480-193831-16	PS16	TCLP	Solid	7470A	611516
480-193831-17	PS17	TCLP	Solid	7470A	611516
480-193831-18	PS18	TCLP	Solid	7470A	611516
480-193831-19	PS19	TCLP	Solid	7470A	611516
480-193831-20	PS20	TCLP	Solid	7470A	611516
480-193831-21	PS21	TCLP	Solid	7470A	611516
480-193831-22	PS22	TCLP	Solid	7470A	611516
480-193831-23	PS23	TCLP	Solid	7470A	611516
LB 480-610766/1-H	Method Blank	TCLP	Solid	7470A	611516
MB 480-611516/2-A	Method Blank	Total/NA	Solid	7470A	611516
LCS 480-611516/3-A	Lab Control Sample	Total/NA	Solid	7470A	611516
LCSD 480-611516/4-A	Lab Control Sample Dup	Total/NA	Solid	7470A	611516

General Chemistry

Analysis Batch: 610558

Lab Sample ID	Client Sample ID	Prep Type	Matrix	Method	Prep Batch
480-193831-1	PS1	Total/NA	Solid	Moisture	
480-193831-2	PS2	Total/NA	Solid	Moisture	
480-193831-3	PS3	Total/NA	Solid	Moisture	
480-193831-4	PS4	Total/NA	Solid	Moisture	
480-193831-5	PS5	Total/NA	Solid	Moisture	
480-193831-6	PS6	Total/NA	Solid	Moisture	
480-193831-7	PS7	Total/NA	Solid	Moisture	
480-193831-8	PS8	Total/NA	Solid	Moisture	
480-193831-9	PS9	Total/NA	Solid	Moisture	
480-193831-10	PS10	Total/NA	Solid	Moisture	
480-193831-11	PS11	Total/NA	Solid	Moisture	
480-193831-12	PS12	Total/NA	Solid	Moisture	
480-193831-13	PS13	Total/NA	Solid	Moisture	
480-193831-14	PS14	Total/NA	Solid	Moisture	
480-193831-15	PS15	Total/NA	Solid	Moisture	
480-193831-16	PS16	Total/NA	Solid	Moisture	
480-193831-17	PS17	Total/NA	Solid	Moisture	
480-193831-18	PS18	Total/NA	Solid	Moisture	
480-193831-19	PS19	Total/NA	Solid	Moisture	
480-193831-20	PS20	Total/NA	Solid	Moisture	
480-193831-21	PS21	Total/NA	Solid	Moisture	
480-193831-22	PS22	Total/NA	Solid	Moisture	
480-193831-23	PS23	Total/NA	Solid	Moisture	

Prep Batch: 610656

Lab Sample ID	Client Sample ID	Prep Type	Matrix	Method	Prep Batch
480-193831-1	PS1	Total/NA	Solid	7.3.4	
480-193831-2	PS2	Total/NA	Solid	7.3.4	
480-193831-3	PS3	Total/NA	Solid	7.3.4	
480-193831-4	PS4	Total/NA	Solid	7.3.4	
480-193831-5	PS5	Total/NA	Solid	7.3.4	
480-193831-6	PS6	Total/NA	Solid	7.3.4	
480-193831-7	PS7	Total/NA	Solid	7.3.4	
480-193831-8	PS8	Total/NA	Solid	7.3.4	
480-193831-9	PS9	Total/NA	Solid	7.3.4	
480-193831-10	PS10	Total/NA	Solid	7.3.4	
MB 480-610656/1-A	Method Blank	Total/NA	Solid	7.3.4	
LCS 480-610656/2-A	Lab Control Sample	Total/NA	Solid	7.3.4	

Analysis Batch: 610668

Lab Sample ID	Client Sample ID	Prep Type	Matrix	Method	Prep Batch
480-193831-1	PS1	Total/NA	Solid	9034	610656
480-193831-2	PS2	Total/NA	Solid	9034	610656
480-193831-3	PS3	Total/NA	Solid	9034	610656
480-193831-4	PS4	Total/NA	Solid	9034	610656
480-193831-5	PS5	Total/NA	Solid	9034	610656
480-193831-6	PS6	Total/NA	Solid	9034	610656
480-193831-7	PS7	Total/NA	Solid	9034	610656
480-193831-8	PS8	Total/NA	Solid	9034	610656
480-193831-9	PS9	Total/NA	Solid	9034	610656
480-193831-10	PS10	Total/NA	Solid	9034	610656

General Chemistry (Continued)

Analysis Batch: 610668 (Continued)

Lab Sample ID	Client Sample ID	Prep Type	Matrix	Method	Prep Batch
MB 480-610656/1-A	Method Blank	Total/NA	Solid	9034	610656
LCS 480-610656/2-A	Lab Control Sample	Total/NA	Solid	9034	610656

Prep Batch: 610692

Lab Sample ID	Client Sample ID	Prep Type	Matrix	Method	Prep Batch
480-193831-1	PS1	Total/NA	Solid	7.3.3	
480-193831-2	PS2	Total/NA	Solid	7.3.3	
480-193831-3	PS3	Total/NA	Solid	7.3.3	
480-193831-4	PS4	Total/NA	Solid	7.3.3	
480-193831-5	PS5	Total/NA	Solid	7.3.3	
480-193831-6	PS6	Total/NA	Solid	7.3.3	
480-193831-7	PS7	Total/NA	Solid	7.3.3	
480-193831-8	PS8	Total/NA	Solid	7.3.3	
480-193831-9	PS9	Total/NA	Solid	7.3.3	
480-193831-10	PS10	Total/NA	Solid	7.3.3	
MB 480-610692/1-A	Method Blank	Total/NA	Solid	7.3.3	
LCS 480-610692/2-A	Lab Control Sample	Total/NA	Solid	7.3.3	

Analysis Batch: 610701

Lab Sample ID	Client Sample ID	Prep Type	Matrix	Method	Prep Batch
480-193831-1	PS1	Total/NA	Solid	9045C	
480-193831-2	PS2	Total/NA	Solid	9045C	
480-193831-3	PS3	Total/NA	Solid	9045C	
480-193831-4	PS4	Total/NA	Solid	9045C	
480-193831-5	PS5	Total/NA	Solid	9045C	
480-193831-6	PS6	Total/NA	Solid	9045C	
480-193831-7	PS7	Total/NA	Solid	9045C	
480-193831-8	PS8	Total/NA	Solid	9045C	
480-193831-9	PS9	Total/NA	Solid	9045C	
LCS 480-610701/1	Lab Control Sample	Total/NA	Solid	9045C	
480-193831-1 DU	PS1	Total/NA	Solid	9045C	

Analysis Batch: 610758

Lab Sample ID	Client Sample ID	Prep Type	Matrix	Method	Prep Batch
480-193831-10	PS10	Total/NA	Solid	9045C	
480-193831-11	PS11	Total/NA	Solid	9045C	
480-193831-12	PS12	Total/NA	Solid	9045C	
480-193831-13	PS13	Total/NA	Solid	9045C	
480-193831-14	PS14	Total/NA	Solid	9045C	
480-193831-15	PS15	Total/NA	Solid	9045C	
480-193831-16	PS16	Total/NA	Solid	9045C	
480-193831-17	PS17	Total/NA	Solid	9045C	
480-193831-18	PS18	Total/NA	Solid	9045C	
480-193831-19	PS19	Total/NA	Solid	9045C	
480-193831-20	PS20	Total/NA	Solid	9045C	
480-193831-21	PS21	Total/NA	Solid	9045C	
480-193831-22	PS22	Total/NA	Solid	9045C	
480-193831-23	PS23	Total/NA	Solid	9045C	
LCS 480-610758/1	Lab Control Sample	Total/NA	Solid	9045C	
480-193831-10 DU	PS10	Total/NA	Solid	9045C	
480-193831-19 DU	PS19	Total/NA	Solid	9045C	

General Chemistry

Analysis Batch: 610759

Lab Sample ID	Client Sample ID	Prep Type	Matrix	Method	Prep Batch
480-193831-1	PS1	Total/NA	Solid	9012	610692
480-193831-2	PS2	Total/NA	Solid	9012	610692
480-193831-3	PS3	Total/NA	Solid	9012	610692
480-193831-4	PS4	Total/NA	Solid	9012	610692
480-193831-5	PS5	Total/NA	Solid	9012	610692
480-193831-6	PS6	Total/NA	Solid	9012	610692
480-193831-7	PS7	Total/NA	Solid	9012	610692
480-193831-8	PS8	Total/NA	Solid	9012	610692
480-193831-9	PS9	Total/NA	Solid	9012	610692
480-193831-10	PS10	Total/NA	Solid	9012	610692
MB 480-610692/1-A	Method Blank	Total/NA	Solid	9012	610692
LCS 480-610692/2-A	Lab Control Sample	Total/NA	Solid	9012	610692

Prep Batch: 610762

Lab Sample ID	Client Sample ID	Prep Type	Matrix	Method	Prep Batch
480-193831-11	PS11	Total/NA	Solid	7.3.4	
480-193831-12	PS12	Total/NA	Solid	7.3.4	
480-193831-13	PS13	Total/NA	Solid	7.3.4	
480-193831-14	PS14	Total/NA	Solid	7.3.4	
480-193831-15	PS15	Total/NA	Solid	7.3.4	
480-193831-16	PS16	Total/NA	Solid	7.3.4	
480-193831-17	PS17	Total/NA	Solid	7.3.4	
480-193831-18	PS18	Total/NA	Solid	7.3.4	
480-193831-19	PS19	Total/NA	Solid	7.3.4	
480-193831-20	PS20	Total/NA	Solid	7.3.4	
480-193831-21	PS21	Total/NA	Solid	7.3.4	
MB 480-610762/1-A	Method Blank	Total/NA	Solid	7.3.4	
LCS 480-610762/2-A	Lab Control Sample	Total/NA	Solid	7.3.4	
480-193831-11 DU	PS11	Total/NA	Solid	7.3.4	

Prep Batch: 610764

Lab Sample ID	Client Sample ID	Prep Type	Matrix	Method	Prep Batch
480-193831-11	PS11	Total/NA	Solid	7.3.3	
480-193831-12	PS12	Total/NA	Solid	7.3.3	
480-193831-13	PS13	Total/NA	Solid	7.3.3	
480-193831-14	PS14	Total/NA	Solid	7.3.3	
480-193831-15	PS15	Total/NA	Solid	7.3.3	
480-193831-16	PS16	Total/NA	Solid	7.3.3	
480-193831-17	PS17	Total/NA	Solid	7.3.3	
480-193831-18	PS18	Total/NA	Solid	7.3.3	
480-193831-19	PS19	Total/NA	Solid	7.3.3	
480-193831-20	PS20	Total/NA	Solid	7.3.3	
480-193831-21	PS21	Total/NA	Solid	7.3.3	
MB 480-610764/1-A	Method Blank	Total/NA	Solid	7.3.3	
LCS 480-610764/2-A	Lab Control Sample	Total/NA	Solid	7.3.3	
480-193831-11 DU	PS11	Total/NA	Solid	7.3.3	

Analysis Batch: 610773

Lab Sample ID	Client Sample ID	Prep Type	Matrix	Method	Prep Batch
480-193831-11	PS11	Total/NA	Solid	9034	610762
480-193831-12	PS12	Total/NA	Solid	9034	610762

General Chemistry (Continued)

Analysis Batch: 610773 (Continued)

Lab Sample ID	Client Sample ID	Prep Type	Matrix	Method	Prep Batch
480-193831-13	PS13	Total/NA	Solid	9034	610762
480-193831-14	PS14	Total/NA	Solid	9034	610762
480-193831-15	PS15	Total/NA	Solid	9034	610762
480-193831-16	PS16	Total/NA	Solid	9034	610762
480-193831-17	PS17	Total/NA	Solid	9034	610762
480-193831-18	PS18	Total/NA	Solid	9034	610762
480-193831-19	PS19	Total/NA	Solid	9034	610762
480-193831-20	PS20	Total/NA	Solid	9034	610762
480-193831-21	PS21	Total/NA	Solid	9034	610762
MB 480-610762/1-A	Method Blank	Total/NA	Solid	9034	610762
LCS 480-610762/2-A	Lab Control Sample	Total/NA	Solid	9034	610762
480-193831-11 DU	PS11	Total/NA	Solid	9034	610762

Analysis Batch: 610861

Lab Sample ID	Client Sample ID	Prep Type	Matrix	Method	Prep Batch
480-193831-11	PS11	Total/NA	Solid	9012	610764
480-193831-12	PS12	Total/NA	Solid	9012	610764
480-193831-13	PS13	Total/NA	Solid	9012	610764
480-193831-14	PS14	Total/NA	Solid	9012	610764
480-193831-15	PS15	Total/NA	Solid	9012	610764
480-193831-16	PS16	Total/NA	Solid	9012	610764
480-193831-17	PS17	Total/NA	Solid	9012	610764
480-193831-18	PS18	Total/NA	Solid	9012	610764
480-193831-19	PS19	Total/NA	Solid	9012	610764
480-193831-20	PS20	Total/NA	Solid	9012	610764
480-193831-21	PS21	Total/NA	Solid	9012	610764
MB 480-610764/1-A	Method Blank	Total/NA	Solid	9012	610764
LCS 480-610764/2-A	Lab Control Sample	Total/NA	Solid	9012	610764
480-193831-11 DU	PS11	Total/NA	Solid	9012	610764

Prep Batch: 610885

Lab Sample ID	Client Sample ID	Prep Type	Matrix	Method	Prep Batch
480-193831-22	PS22	Total/NA	Solid	7.3.4	
MB 480-610885/1-A	Method Blank	Total/NA	Solid	7.3.4	
LCS 480-610885/2-A	Lab Control Sample	Total/NA	Solid	7.3.4	

Analysis Batch: 610886

Lab Sample ID	Client Sample ID	Prep Type	Matrix	Method	Prep Batch
480-193831-22	PS22	Total/NA	Solid	9034	610885
MB 480-610885/1-A	Method Blank	Total/NA	Solid	9034	610885
LCS 480-610885/2-A	Lab Control Sample	Total/NA	Solid	9034	610885

Prep Batch: 610888

Lab Sample ID	Client Sample ID	Prep Type	Matrix	Method	Prep Batch
480-193831-22	PS22	Total/NA	Solid	7.3.3	
MB 480-610888/1-A	Method Blank	Total/NA	Solid	7.3.3	
LCS 480-610888/2-A	Lab Control Sample	Total/NA	Solid	7.3.3	
480-193831-21 DU	PS21	Total/NA	Solid	7.3.3	

General Chemistry

Analysis Batch: 610967

Lab Sample ID	Client Sample ID	Prep Type	Matrix	Method	Prep Batch
480-193831-22	PS22	Total/NA	Solid	9012	610888
MB 480-610888/1-A	Method Blank	Total/NA	Solid	9012	610888
LCS 480-610888/2-A	Lab Control Sample	Total/NA	Solid	9012	610888
480-193831-21 DU	PS21	Total/NA	Solid	9012	610888

Prep Batch: 610987

Lab Sample ID	Client Sample ID	Prep Type	Matrix	Method	Prep Batch
480-193831-23	PS23	Total/NA	Solid	7.3.3	
MB 480-610987/1-A	Method Blank	Total/NA	Solid	7.3.3	
LCS 480-610987/2-A	Lab Control Sample	Total/NA	Solid	7.3.3	
480-193831-23 DU	PS23	Total/NA	Solid	7.3.3	

Prep Batch: 610992

Lab Sample ID	Client Sample ID	Prep Type	Matrix	Method	Prep Batch
480-193831-23	PS23	Total/NA	Solid	7.3.4	
MB 480-610992/1-A	Method Blank	Total/NA	Solid	7.3.4	
LCS 480-610992/2-A	Lab Control Sample	Total/NA	Solid	7.3.4	
480-193831-23 DU	PS23	Total/NA	Solid	7.3.4	

Analysis Batch: 611003

Lab Sample ID	Client Sample ID	Prep Type	Matrix	Method	Prep Batch
480-193831-23	PS23	Total/NA	Solid	9012	610987
MB 480-610987/1-A	Method Blank	Total/NA	Solid	9012	610987
LCS 480-610987/2-A	Lab Control Sample	Total/NA	Solid	9012	610987
480-193831-23 DU	PS23	Total/NA	Solid	9012	610987

Analysis Batch: 611057

Lab Sample ID	Client Sample ID	Prep Type	Matrix	Method	Prep Batch
480-193831-23	PS23	Total/NA	Solid	9034	610992
MB 480-610992/1-A	Method Blank	Total/NA	Solid	9034	610992
LCS 480-610992/2-A	Lab Control Sample	Total/NA	Solid	9034	610992
480-193831-23 DU	PS23	Total/NA	Solid	9034	610992

Analysis Batch: 611178

Lab Sample ID	Client Sample ID	Prep Type	Matrix	Method	Prep Batch
480-193831-1	PS1	Total/NA	Solid	1010A	
480-193831-5	PS5	Total/NA	Solid	1010A	
480-193831-8	PS8	Total/NA	Solid	1010A	
480-193831-10	PS10	Total/NA	Solid	1010A	
LCS 480-611178/1	Lab Control Sample	Total/NA	Solid	1010A	
480-193831-1 DU	PS1	Total/NA	Solid	1010A	

Analysis Batch: 611179

Lab Sample ID	Client Sample ID	Prep Type	Matrix	Method	Prep Batch
480-193831-2	PS2	Total/NA	Solid	1010A	
480-193831-3	PS3	Total/NA	Solid	1010A	
480-193831-4	PS4	Total/NA	Solid	1010A	
480-193831-6	PS6	Total/NA	Solid	1010A	
480-193831-7	PS7	Total/NA	Solid	1010A	
480-193831-9	PS9	Total/NA	Solid	1010A	
480-193831-11	PS11	Total/NA	Solid	1010A	

General Chemistry (Continued)

Analysis Batch: 611179 (Continued)

Lab Sample ID	Client Sample ID	Prep Type	Matrix	Method	Prep Batch
LCS 480-611179/1	Lab Control Sample	Total/NA	Solid	1010A	
480-193831-2 DU	PS2	Total/NA	Solid	1010A	

Analysis Batch: 611277

Lab Sample ID	Client Sample ID	Prep Type	Matrix	Method	Prep Batch
480-193831-12	PS12	Total/NA	Solid	1010A	
480-193831-13	PS13	Total/NA	Solid	1010A	
480-193831-14	PS14	Total/NA	Solid	1010A	
480-193831-16	PS16	Total/NA	Solid	1010A	
480-193831-18	PS18	Total/NA	Solid	1010A	
480-193831-19	PS19	Total/NA	Solid	1010A	
480-193831-23	PS23	Total/NA	Solid	1010A	
LCS 480-611277/1	Lab Control Sample	Total/NA	Solid	1010A	
480-193831-12 DU	PS12	Total/NA	Solid	1010A	

Analysis Batch: 611283

Lab Sample ID	Client Sample ID	Prep Type	Matrix	Method	Prep Batch
480-193831-15	PS15	Total/NA	Solid	1010A	
480-193831-17	PS17	Total/NA	Solid	1010A	
480-193831-20	PS20	Total/NA	Solid	1010A	
480-193831-22	PS22	Total/NA	Solid	1010A	
LCS 480-611283/1	Lab Control Sample	Total/NA	Solid	1010A	
480-193831-11 DU	PS11	Total/NA	Solid	1010A	

Analysis Batch: 611550

Lab Sample ID	Client Sample ID	Prep Type	Matrix	Method	Prep Batch
480-193831-21	PS21	Total/NA	Solid	1010A	
LCS 480-611550/1	Lab Control Sample	Total/NA	Solid	1010A	
480-193831-21 DU	PS21	Total/NA	Solid	1010A	

Lab Chronicle

Client: Brydges Engineering in Environment & Energy DPC
Project/Site: Pilgrim Village Senior

Job ID: 480-193831-1

Client Sample ID: PS1

Lab Sample ID: 480-193831-1
Date Collected: 12/28/21 13:12
Matrix: Solid
Date Received: 12/29/21 13:40

Prep Type	Batch Type	Batch Method	Run	Dilution Factor	Batch Number	Prepared or Analyzed	Analyst	Lab
TCLP	Leach	1311			610619	01/03/22 09:19	LMS	TAL BUF
TCLP	Analysis	8260C		10	610775	01/04/22 20:36	CRL	TAL BUF
TCLP	Leach	1311			610618	01/03/22 09:08	LMS	TAL BUF
TCLP	Prep	3510C			610779	01/04/22 15:38	CMC	TAL BUF
TCLP	Analysis	8270D		1	610856	01/05/22 19:13	RJS	TAL BUF
TCLP	Leach	1311			610618	01/03/22 09:08	LMS	TAL BUF
TCLP	Prep	3510C			610727	01/04/22 11:16	JMP	TAL BUF
TCLP	Analysis	8081B		1	610819	01/05/22 12:53	JLS	TAL BUF
TCLP	Leach	1311			610618	01/03/22 09:08	LMS	TAL BUF
TCLP	Prep	8151A			610729	01/04/22 11:22	JMP	TAL BUF
TCLP	Analysis	8151		1	610833	01/05/22 20:16	MAN	TAL BUF
TCLP	Leach	1311			610618	01/03/22 09:08	LMS	TAL BUF
TCLP	Prep	3010A			610730	01/04/22 11:41	NBS	TAL BUF
TCLP	Analysis	6010C		1	610843	01/04/22 20:17	LMH	TAL BUF
TCLP	Leach	1311			610618	01/03/22 09:08	LMS	TAL BUF
TCLP	Prep	7470A			610740	01/04/22 12:21	BMB	TAL BUF
TCLP	Analysis	7470A		1	610781	01/04/22 15:07	BMB	TAL BUF
Total/NA	Analysis	1010A		1	611178	01/09/22 08:49	KEB	TAL BUF
Total/NA	Prep	7.3.3			610692	01/03/22 08:30	JGO	TAL BUF
Total/NA	Analysis	9012		1	610759	01/04/22 11:55	JGO	TAL BUF
Total/NA	Prep	7.3.4			610656	01/03/22 08:30	JGO	TAL BUF
Total/NA	Analysis	9034		1	610668	01/03/22 15:15	JGO	TAL BUF
Total/NA	Analysis	9045C		1	610701	01/03/22 16:00	KEB	TAL BUF
Total/NA	Analysis	Moisture		1	610558	12/30/21 17:02	IMZ	TAL BUF

Client Sample ID: PS1

Lab Sample ID: 480-193831-1
Date Collected: 12/28/21 13:12
Matrix: Solid
Date Received: 12/29/21 13:40
Percent Solids: 84.8

Prep Type	Batch Type	Batch Method	Run	Dilution Factor	Batch Number	Prepared or Analyzed	Analyst	Lab
Total/NA	Prep	5035A_H			610593	01/03/22 07:07	MAN	TAL BUF
Total/NA	Analysis	8015D		1	610704	01/04/22 09:45	JLS	TAL BUF
Total/NA	Prep	3550C			610520	12/30/21 14:28	JMP	TAL BUF
Total/NA	Analysis	8015D		1	610596	01/03/22 15:08	JLS	TAL BUF
Total/NA	Prep	3550C			610595	01/03/22 07:20	SMP	TAL BUF
Total/NA	Analysis	8082A		1	610658	01/03/22 23:53	W1T	TAL BUF

Client Sample ID: PS2

Lab Sample ID: 480-193831-2
Date Collected: 12/28/21 13:18
Matrix: Solid
Date Received: 12/29/21 13:40

Prep Type	Batch Type	Batch Method	Run	Dilution Factor	Batch Number	Prepared or Analyzed	Analyst	Lab
TCLP	Leach	1311			610619	01/03/22 09:19	LMS	TAL BUF
TCLP	Analysis	8260C		10	610775	01/04/22 21:00	CRL	TAL BUF

Client Sample ID: PS2
Lab Sample ID: 480-193831-2

Date Collected: 12/28/21 13:18
Matrix: Solid
Date Received: 12/29/21 13:40

Prep Type	Batch Type	Batch Method	Run	Dilution Factor	Batch Number	Prepared or Analyzed	Analyst	Lab
TCLP	Leach	1311			610618	01/03/22 09:08	LMS	TAL BUF
TCLP	Prep	3510C			610779	01/04/22 15:38	CMC	TAL BUF
TCLP	Analysis	8270D		1	610856	01/05/22 19:37	RJS	TAL BUF
TCLP	Leach	1311			610618	01/03/22 09:08	LMS	TAL BUF
TCLP	Prep	3510C			610727	01/04/22 11:16	JMP	TAL BUF
TCLP	Analysis	8081B		1	610819	01/05/22 13:12	JLS	TAL BUF
TCLP	Leach	1311			610618	01/03/22 09:08	LMS	TAL BUF
TCLP	Prep	8151A			610729	01/04/22 11:22	JMP	TAL BUF
TCLP	Analysis	8151		1	610833	01/05/22 20:46	MAN	TAL BUF
TCLP	Leach	1311			610618	01/03/22 09:08	LMS	TAL BUF
TCLP	Prep	3010A			610730	01/04/22 11:41	NBS	TAL BUF
TCLP	Analysis	6010C		1	610843	01/04/22 20:20	LMH	TAL BUF
TCLP	Leach	1311			610618	01/03/22 09:08	LMS	TAL BUF
TCLP	Prep	7470A			610740	01/04/22 12:21	BMB	TAL BUF
TCLP	Analysis	7470A		1	610781	01/04/22 15:08	BMB	TAL BUF
Total/NA	Analysis	1010A		1	611179	01/09/22 08:54	KEB	TAL BUF
Total/NA	Prep	7.3.3			610692	01/03/22 08:30	JGO	TAL BUF
Total/NA	Analysis	9012		1	610759	01/04/22 11:56	JGO	TAL BUF
Total/NA	Prep	7.3.4			610656	01/03/22 08:30	JGO	TAL BUF
Total/NA	Analysis	9034		1	610668	01/03/22 15:15	JGO	TAL BUF
Total/NA	Analysis	9045C		1	610701	01/03/22 16:00	KEB	TAL BUF
Total/NA	Analysis	Moisture		1	610558	12/30/21 17:02	IMZ	TAL BUF

Client Sample ID: PS2
Lab Sample ID: 480-193831-2

Date Collected: 12/28/21 13:18
Matrix: Solid
Date Received: 12/29/21 13:40
Percent Solids: 84.3

Prep Type	Batch Type	Batch Method	Run	Dilution Factor	Batch Number	Prepared or Analyzed	Analyst	Lab
Total/NA	Prep	5035A_H			610593	01/03/22 07:07	MAN	TAL BUF
Total/NA	Analysis	8015D		1	610597	01/03/22 10:44	JLS	TAL BUF
Total/NA	Prep	3550C			610520	12/30/21 14:28	JMP	TAL BUF
Total/NA	Analysis	8015D		1	610596	01/03/22 15:43	JLS	TAL BUF
Total/NA	Prep	3550C			610595	01/03/22 07:20	SMP	TAL BUF
Total/NA	Analysis	8082A		1	610658	01/04/22 00:06	W1T	TAL BUF

Client Sample ID: PS3
Lab Sample ID: 480-193831-3

Date Collected: 12/28/21 13:24
Matrix: Solid
Date Received: 12/29/21 13:40

Prep Type	Batch Type	Batch Method	Run	Dilution Factor	Batch Number	Prepared or Analyzed	Analyst	Lab
TCLP	Leach	1311			610619	01/03/22 09:19	LMS	TAL BUF
TCLP	Analysis	8260C		10	610775	01/04/22 21:24	CRL	TAL BUF
TCLP	Leach	1311			610618	01/03/22 09:08	LMS	TAL BUF
TCLP	Prep	3510C			610779	01/04/22 15:38	CMC	TAL BUF
TCLP	Analysis	8270D		1	610856	01/05/22 20:00	RJS	TAL BUF

Lab Chronicle

Client: Brydges Engineering in Environment & Energy DPC
Project/Site: Pilgrim Village Senior

Job ID: 480-193831-1

Client Sample ID: PS3

Lab Sample ID: 480-193831-3
Date Collected: 12/28/21 13:24
Matrix: Solid
Date Received: 12/29/21 13:40

Prep Type	Batch Type	Batch Method	Run	Dilution Factor	Batch Number	Prepared or Analyzed	Analyst	Lab
TCLP	Leach	1311			610618	01/03/22 09:08	LMS	TAL BUF
TCLP	Prep	3510C			610727	01/04/22 11:16	JMP	TAL BUF
TCLP	Analysis	8081B		1	610819	01/05/22 13:32	JLS	TAL BUF
TCLP	Leach	1311			610618	01/03/22 09:08	LMS	TAL BUF
TCLP	Prep	8151A			610729	01/04/22 11:22	JMP	TAL BUF
TCLP	Analysis	8151		1	610833	01/05/22 21:45	MAN	TAL BUF
TCLP	Leach	1311			610618	01/03/22 09:08	LMS	TAL BUF
TCLP	Prep	3010A			610730	01/04/22 11:41	NBS	TAL BUF
TCLP	Analysis	6010C		1	610843	01/04/22 20:39	LMH	TAL BUF
TCLP	Leach	1311			610618	01/03/22 09:08	LMS	TAL BUF
TCLP	Prep	7470A			610740	01/04/22 12:21	BMB	TAL BUF
TCLP	Analysis	7470A		1	610781	01/04/22 15:16	BMB	TAL BUF
Total/NA	Analysis	1010A		1	611179	01/09/22 08:54	KEB	TAL BUF
Total/NA	Prep	7.3.3			610692	01/03/22 08:30	JGO	TAL BUF
Total/NA	Analysis	9012		1	610759	01/04/22 11:58	JGO	TAL BUF
Total/NA	Prep	7.3.4			610656	01/03/22 08:30	JGO	TAL BUF
Total/NA	Analysis	9034		1	610668	01/03/22 15:15	JGO	TAL BUF
Total/NA	Analysis	9045C		1	610701	01/03/22 16:00	KEB	TAL BUF
Total/NA	Analysis	Moisture		1	610558	12/30/21 17:02	IMZ	TAL BUF

Client Sample ID: PS3

Lab Sample ID: 480-193831-3
Date Collected: 12/28/21 13:24
Matrix: Solid
Date Received: 12/29/21 13:40
Percent Solids: 84.4

Prep Type	Batch Type	Batch Method	Run	Dilution Factor	Batch Number	Prepared or Analyzed	Analyst	Lab
Total/NA	Prep	5035A_H			610593	01/03/22 07:07	MAN	TAL BUF
Total/NA	Analysis	8015D		1	610597	01/03/22 11:20	JLS	TAL BUF
Total/NA	Prep	3550C			610520	12/30/21 14:28	JMP	TAL BUF
Total/NA	Analysis	8015D		1	610596	01/03/22 16:19	JLS	TAL BUF
Total/NA	Prep	3550C			610595	01/03/22 07:20	SMP	TAL BUF
Total/NA	Analysis	8082A		1	610658	01/04/22 00:18	W1T	TAL BUF

Client Sample ID: PS4

Lab Sample ID: 480-193831-4
Date Collected: 12/28/21 13:30
Matrix: Solid
Date Received: 12/29/21 13:40

Prep Type	Batch Type	Batch Method	Run	Dilution Factor	Batch Number	Prepared or Analyzed	Analyst	Lab
TCLP	Leach	1311			610619	01/03/22 09:19	LMS	TAL BUF
TCLP	Analysis	8260C		10	610775	01/04/22 21:47	CRL	TAL BUF
TCLP	Leach	1311			610618	01/03/22 09:08	LMS	TAL BUF
TCLP	Prep	3510C			610779	01/04/22 15:38	CMC	TAL BUF
TCLP	Analysis	8270D		1	610856	01/05/22 20:24	RJS	TAL BUF
TCLP	Leach	1311			610618	01/03/22 09:08	LMS	TAL BUF
TCLP	Prep	3510C			610727	01/04/22 11:16	JMP	TAL BUF
TCLP	Analysis	8081B		1	610819	01/05/22 13:52	JLS	TAL BUF

Lab Chronicle

Client: Brydges Engineering in Environment & Energy DPC
Project/Site: Pilgrim Village Senior

Job ID: 480-193831-1

Client Sample ID: PS4

Lab Sample ID: 480-193831-4
Date Collected: 12/28/21 13:30
Matrix: Solid
Date Received: 12/29/21 13:40

Prep Type	Batch Type	Batch Method	Run	Dilution Factor	Batch Number	Prepared or Analyzed	Analyst	Lab
TCLP	Leach	1311			610618	01/03/22 09:08	LMS	TAL BUF
TCLP	Prep	8151A			610729	01/04/22 11:22	JMP	TAL BUF
TCLP	Analysis	8151		1	610833	01/05/22 22:15	MAN	TAL BUF
TCLP	Leach	1311			610618	01/03/22 09:08	LMS	TAL BUF
TCLP	Prep	3010A			610730	01/04/22 11:41	NBS	TAL BUF
TCLP	Analysis	6010C		1	610843	01/04/22 20:43	LMH	TAL BUF
TCLP	Leach	1311			610618	01/03/22 09:08	LMS	TAL BUF
TCLP	Prep	7470A			610740	01/04/22 12:21	BMB	TAL BUF
TCLP	Analysis	7470A		1	610781	01/04/22 15:17	BMB	TAL BUF
Total/NA	Analysis	1010A		1	611179	01/09/22 08:54	KEB	TAL BUF
Total/NA	Prep	7.3.3			610692	01/03/22 08:30	JGO	TAL BUF
Total/NA	Analysis	9012		1	610759	01/04/22 12:02	JGO	TAL BUF
Total/NA	Prep	7.3.4			610656	01/03/22 08:30	JGO	TAL BUF
Total/NA	Analysis	9034		1	610668	01/03/22 15:15	JGO	TAL BUF
Total/NA	Analysis	9045C		1	610701	01/03/22 16:00	KEB	TAL BUF
Total/NA	Analysis	Moisture		1	610558	12/30/21 17:02	IMZ	TAL BUF

Client Sample ID: PS4

Lab Sample ID: 480-193831-4
Date Collected: 12/28/21 13:30
Matrix: Solid
Date Received: 12/29/21 13:40
Percent Solids: 82.6

Prep Type	Batch Type	Batch Method	Run	Dilution Factor	Batch Number	Prepared or Analyzed	Analyst	Lab
Total/NA	Prep	5035A_H			610593	01/03/22 07:07	MAN	TAL BUF
Total/NA	Analysis	8015D		1	610597	01/03/22 11:56	JLS	TAL BUF
Total/NA	Prep	3550C			610520	12/30/21 14:28	JMP	TAL BUF
Total/NA	Analysis	8015D		1	610596	01/03/22 16:55	JLS	TAL BUF
Total/NA	Prep	3550C			610595	01/03/22 07:20	SMP	TAL BUF
Total/NA	Analysis	8082A		1	610658	01/04/22 00:31	W1T	TAL BUF

Client Sample ID: PS5

Lab Sample ID: 480-193831-5
Date Collected: 12/28/21 13:36
Matrix: Solid
Date Received: 12/29/21 13:40

Prep Type	Batch Type	Batch Method	Run	Dilution Factor	Batch Number	Prepared or Analyzed	Analyst	Lab
TCLP	Leach	1311			610619	01/03/22 09:19	LMS	TAL BUF
TCLP	Analysis	8260C		10	610775	01/04/22 22:11	CRL	TAL BUF
TCLP	Leach	1311			610618	01/03/22 09:08	LMS	TAL BUF
TCLP	Prep	3510C			610779	01/04/22 15:38	CMC	TAL BUF
TCLP	Analysis	8270D		1	610856	01/05/22 20:48	RJS	TAL BUF
TCLP	Leach	1311			610618	01/03/22 09:08	LMS	TAL BUF
TCLP	Prep	3510C			610727	01/04/22 11:16	JMP	TAL BUF
TCLP	Analysis	8081B		1	610819	01/05/22 14:11	JLS	TAL BUF
TCLP	Leach	1311			610618	01/03/22 09:08	LMS	TAL BUF
TCLP	Prep	8151A			610729	01/04/22 11:22	JMP	TAL BUF
TCLP	Analysis	8151		1	610833	01/05/22 22:45	MAN	TAL BUF

Lab Chronicle

Client: Brydges Engineering in Environment & Energy DPC
Project/Site: Pilgrim Village Senior

Job ID: 480-193831-1

Client Sample ID: PS5

Lab Sample ID: 480-193831-5
Date Collected: 12/28/21 13:36
Matrix: Solid
Date Received: 12/29/21 13:40

Prep Type	Batch Type	Batch Method	Run	Dilution Factor	Batch Number	Prepared or Analyzed	Analyst	Lab
TCLP	Leach	1311			610618	01/03/22 09:08	LMS	TAL BUF
TCLP	Prep	3010A			610730	01/04/22 11:41	NBS	TAL BUF
TCLP	Analysis	6010C		1	610843	01/04/22 20:58	LMH	TAL BUF
TCLP	Leach	1311			610618	01/03/22 09:08	LMS	TAL BUF
TCLP	Prep	7470A			610740	01/04/22 12:21	BMB	TAL BUF
TCLP	Analysis	7470A		1	610781	01/04/22 15:18	BMB	TAL BUF
Total/NA	Analysis	1010A		1	611178	01/09/22 08:49	KEB	TAL BUF
Total/NA	Prep	7.3.3			610692	01/03/22 08:30	JGO	TAL BUF
Total/NA	Analysis	9012		1	610759	01/04/22 12:04	JGO	TAL BUF
Total/NA	Prep	7.3.4			610656	01/03/22 08:30	JGO	TAL BUF
Total/NA	Analysis	9034		1	610668	01/03/22 15:15	JGO	TAL BUF
Total/NA	Analysis	9045C		1	610701	01/03/22 16:00	KEB	TAL BUF
Total/NA	Analysis	Moisture		1	610558	12/30/21 17:02	IMZ	TAL BUF

Client Sample ID: PS5

Lab Sample ID: 480-193831-5
Date Collected: 12/28/21 13:36
Matrix: Solid
Date Received: 12/29/21 13:40
Percent Solids: 81.9

Prep Type	Batch Type	Batch Method	Run	Dilution Factor	Batch Number	Prepared or Analyzed	Analyst	Lab
Total/NA	Prep	5035A_H			610593	01/03/22 07:07	MAN	TAL BUF
Total/NA	Analysis	8015D		1	610597	01/03/22 12:32	JLS	TAL BUF
Total/NA	Prep	3550C			610520	12/30/21 14:28	JMP	TAL BUF
Total/NA	Analysis	8015D		1	610596	01/03/22 17:31	JLS	TAL BUF
Total/NA	Prep	3550C			610595	01/03/22 07:20	SMP	TAL BUF
Total/NA	Analysis	8082A		1	610658	01/04/22 00:44	W1T	TAL BUF

Client Sample ID: PS6

Lab Sample ID: 480-193831-6
Date Collected: 12/28/21 13:42
Matrix: Solid
Date Received: 12/29/21 13:40

Prep Type	Batch Type	Batch Method	Run	Dilution Factor	Batch Number	Prepared or Analyzed	Analyst	Lab
TCLP	Leach	1311			610619	01/03/22 09:19	LMS	TAL BUF
TCLP	Analysis	8260C		10	610775	01/04/22 22:35	CRL	TAL BUF
TCLP	Leach	1311			610618	01/03/22 09:08	LMS	TAL BUF
TCLP	Prep	3510C			610779	01/04/22 15:38	CMC	TAL BUF
TCLP	Analysis	8270D		1	610856	01/05/22 21:12	RJS	TAL BUF
TCLP	Leach	1311			610618	01/03/22 09:08	LMS	TAL BUF
TCLP	Prep	3510C			610727	01/04/22 11:16	JMP	TAL BUF
TCLP	Analysis	8081B		1	610819	01/05/22 14:31	JLS	TAL BUF
TCLP	Leach	1311			610618	01/03/22 09:08	LMS	TAL BUF
TCLP	Prep	8151A			610729	01/04/22 11:22	JMP	TAL BUF
TCLP	Analysis	8151		1	610833	01/05/22 23:14	MAN	TAL BUF
TCLP	Leach	1311			610618	01/03/22 09:08	LMS	TAL BUF
TCLP	Prep	3010A			610730	01/04/22 11:41	NBS	TAL BUF
TCLP	Analysis	6010C		1	610843	01/04/22 21:02	LMH	TAL BUF

Lab Chronicle

Client: Brydges Engineering in Environment & Energy DPC
Project/Site: Pilgrim Village Senior

Job ID: 480-193831-1

Client Sample ID: PS6

Lab Sample ID: 480-193831-6
Matrix: Solid

Date Collected: 12/28/21 13:42
Date Received: 12/29/21 13:40

Prep Type	Batch Type	Batch Method	Run	Dilution Factor	Batch Number	Prepared or Analyzed	Analyst	Lab
TCLP	Leach	1311			610618	01/03/22 09:08	LMS	TAL BUF
TCLP	Prep	7470A			610740	01/04/22 12:21	BMB	TAL BUF
TCLP	Analysis	7470A		1	610781	01/04/22 15:20	BMB	TAL BUF
Total/NA	Analysis	1010A		1	611179	01/09/22 08:54	KEB	TAL BUF
Total/NA	Prep	7.3.3			610692	01/03/22 08:30	JGO	TAL BUF
Total/NA	Analysis	9012		1	610759	01/04/22 12:05	JGO	TAL BUF
Total/NA	Prep	7.3.4			610656	01/03/22 08:30	JGO	TAL BUF
Total/NA	Analysis	9034		1	610668	01/03/22 15:15	JGO	TAL BUF
Total/NA	Analysis	9045C		1	610701	01/03/22 16:00	KEB	TAL BUF
Total/NA	Analysis	Moisture		1	610558	12/30/21 17:02	IMZ	TAL BUF

Client Sample ID: PS6

Lab Sample ID: 480-193831-6
Matrix: Solid
Percent Solids: 80.1

Date Collected: 12/28/21 13:42
Date Received: 12/29/21 13:40

Prep Type	Batch Type	Batch Method	Run	Dilution Factor	Batch Number	Prepared or Analyzed	Analyst	Lab
Total/NA	Prep	5035A_H			610593	01/03/22 07:07	MAN	TAL BUF
Total/NA	Analysis	8015D		1	610597	01/03/22 13:08	JLS	TAL BUF
Total/NA	Prep	3550C			610520	12/30/21 14:28	JMP	TAL BUF
Total/NA	Analysis	8015D		1	610596	01/03/22 18:07	JLS	TAL BUF
Total/NA	Prep	3550C			610595	01/03/22 07:20	SMP	TAL BUF
Total/NA	Analysis	8082A		1	610658	01/04/22 00:57	W1T	TAL BUF

Client Sample ID: PS7

Lab Sample ID: 480-193831-7
Matrix: Solid

Date Collected: 12/28/21 13:48
Date Received: 12/29/21 13:40

Prep Type	Batch Type	Batch Method	Run	Dilution Factor	Batch Number	Prepared or Analyzed	Analyst	Lab
TCLP	Leach	1311			610619	01/03/22 09:19	LMS	TAL BUF
TCLP	Analysis	8260C		10	610775	01/04/22 22:58	CRL	TAL BUF
TCLP	Leach	1311			610618	01/03/22 09:08	LMS	TAL BUF
TCLP	Prep	3510C			610779	01/04/22 15:38	CMC	TAL BUF
TCLP	Analysis	8270D		1	610856	01/05/22 21:36	RJS	TAL BUF
TCLP	Leach	1311			610618	01/03/22 09:08	LMS	TAL BUF
TCLP	Prep	3510C			610727	01/04/22 11:16	JMP	TAL BUF
TCLP	Analysis	8081B		1	610819	01/05/22 14:51	JLS	TAL BUF
TCLP	Leach	1311			610618	01/03/22 09:08	LMS	TAL BUF
TCLP	Prep	8151A			610729	01/04/22 11:22	JMP	TAL BUF
TCLP	Analysis	8151		1	610833	01/05/22 23:44	MAN	TAL BUF
TCLP	Leach	1311			610618	01/03/22 09:08	LMS	TAL BUF
TCLP	Prep	3010A			610730	01/04/22 11:41	NBS	TAL BUF
TCLP	Analysis	6010C		1	610843	01/04/22 21:06	LMH	TAL BUF
TCLP	Leach	1311			610618	01/03/22 09:08	LMS	TAL BUF
TCLP	Prep	7470A			610740	01/04/22 12:21	BMB	TAL BUF
TCLP	Analysis	7470A		1	610781	01/04/22 15:21	BMB	TAL BUF

Lab Chronicle

Client: Brydges Engineering in Environment & Energy DPC
Project/Site: Pilgrim Village Senior

Job ID: 480-193831-1

Client Sample ID: PS7

Lab Sample ID: 480-193831-7
Matrix: Solid
Date Collected: 12/28/21 13:48
Date Received: 12/29/21 13:40

Prep Type	Batch Type	Batch Method	Run	Dilution Factor	Batch Number	Prepared or Analyzed	Analyst	Lab
Total/NA	Analysis	1010A		1	611179	01/09/22 08:54	KEB	TAL BUF
Total/NA	Prep	7.3.3			610692	01/03/22 08:30	JGO	TAL BUF
Total/NA	Analysis	9012		1	610759	01/04/22 12:07	JGO	TAL BUF
Total/NA	Prep	7.3.4			610656	01/03/22 08:30	JGO	TAL BUF
Total/NA	Analysis	9034		1	610668	01/03/22 15:15	JGO	TAL BUF
Total/NA	Analysis	9045C		1	610701	01/03/22 16:00	KEB	TAL BUF
Total/NA	Analysis	Moisture		1	610558	12/30/21 17:02	IMZ	TAL BUF

Client Sample ID: PS7

Lab Sample ID: 480-193831-7
Matrix: Solid
Percent Solids: 81.4
Date Collected: 12/28/21 13:48
Date Received: 12/29/21 13:40

Prep Type	Batch Type	Batch Method	Run	Dilution Factor	Batch Number	Prepared or Analyzed	Analyst	Lab
Total/NA	Prep	5035A_H			610593	01/03/22 07:07	MAN	TAL BUF
Total/NA	Analysis	8015D		1	610597	01/03/22 15:32	JLS	TAL BUF
Total/NA	Prep	3550C			610520	12/30/21 14:28	JMP	TAL BUF
Total/NA	Analysis	8015D		1	610596	01/03/22 18:42	JLS	TAL BUF
Total/NA	Prep	3550C			610623	01/03/22 09:48	JMP	TAL BUF
Total/NA	Analysis	8082A		1	610755	01/04/22 18:55	W1T	TAL BUF

Client Sample ID: PS8

Lab Sample ID: 480-193831-8
Matrix: Solid
Date Collected: 12/28/21 13:54
Date Received: 12/29/21 13:40

Prep Type	Batch Type	Batch Method	Run	Dilution Factor	Batch Number	Prepared or Analyzed	Analyst	Lab
TCLP	Leach	1311			610619	01/03/22 09:19	LMS	TAL BUF
TCLP	Analysis	8260C		10	610775	01/04/22 23:22	CRL	TAL BUF
TCLP	Leach	1311			610618	01/03/22 09:08	LMS	TAL BUF
TCLP	Prep	3510C			610779	01/04/22 15:38	CMC	TAL BUF
TCLP	Analysis	8270D		1	610856	01/05/22 22:00	RJS	TAL BUF
TCLP	Leach	1311			610618	01/03/22 09:08	LMS	TAL BUF
TCLP	Prep	3510C			610727	01/04/22 11:16	JMP	TAL BUF
TCLP	Analysis	8081B		1	610819	01/05/22 15:10	JLS	TAL BUF
TCLP	Leach	1311			610618	01/03/22 09:08	LMS	TAL BUF
TCLP	Prep	8151A			610729	01/04/22 11:22	JMP	TAL BUF
TCLP	Analysis	8151		1	610833	01/06/22 00:14	MAN	TAL BUF
TCLP	Leach	1311			610618	01/03/22 09:08	LMS	TAL BUF
TCLP	Prep	3010A			610730	01/04/22 11:41	NBS	TAL BUF
TCLP	Analysis	6010C		1	610843	01/04/22 21:10	LMH	TAL BUF
TCLP	Leach	1311			610618	01/03/22 09:08	LMS	TAL BUF
TCLP	Prep	7470A			610740	01/04/22 12:21	BMB	TAL BUF
TCLP	Analysis	7470A		1	610781	01/04/22 15:22	BMB	TAL BUF
Total/NA	Analysis	1010A		1	611178	01/09/22 08:49	KEB	TAL BUF
Total/NA	Prep	7.3.3			610692	01/03/22 08:30	JGO	TAL BUF
Total/NA	Analysis	9012		1	610759	01/04/22 12:08	JGO	TAL BUF

Lab Chronicle

Client: Brydges Engineering in Environment & Energy DPC
Project/Site: Pilgrim Village Senior

Job ID: 480-193831-1

Client Sample ID: PS8

Lab Sample ID: 480-193831-8
Matrix: Solid

Date Collected: 12/28/21 13:54
Date Received: 12/29/21 13:40

Prep Type	Batch Type	Batch Method	Run	Dilution Factor	Batch Number	Prepared or Analyzed	Analyst	Lab
Total/NA	Prep	7.3.4			610656	01/03/22 08:30	JGO	TAL BUF
Total/NA	Analysis	9034		1	610668	01/03/22 15:15	JGO	TAL BUF
Total/NA	Analysis	9045C		1	610701	01/03/22 16:00	KEB	TAL BUF
Total/NA	Analysis	Moisture		1	610558	12/30/21 17:02	IMZ	TAL BUF

Client Sample ID: PS8

Lab Sample ID: 480-193831-8
Matrix: Solid
Percent Solids: 82.3

Date Collected: 12/28/21 13:54
Date Received: 12/29/21 13:40

Prep Type	Batch Type	Batch Method	Run	Dilution Factor	Batch Number	Prepared or Analyzed	Analyst	Lab
Total/NA	Prep	5035A_H			610593	01/03/22 07:07	MAN	TAL BUF
Total/NA	Analysis	8015D		1	610597	01/03/22 16:08	JLS	TAL BUF
Total/NA	Prep	3550C			610520	12/30/21 14:28	JMP	TAL BUF
Total/NA	Analysis	8015D		1	610596	01/03/22 19:18	JLS	TAL BUF
Total/NA	Prep	3550C			610623	01/03/22 09:48	JMP	TAL BUF
Total/NA	Analysis	8082A		1	610755	01/04/22 19:08	W1T	TAL BUF

Client Sample ID: PS9

Lab Sample ID: 480-193831-9
Matrix: Solid

Date Collected: 12/28/21 14:00
Date Received: 12/29/21 13:40

Prep Type	Batch Type	Batch Method	Run	Dilution Factor	Batch Number	Prepared or Analyzed	Analyst	Lab
TCLP	Leach	1311			610619	01/03/22 09:19	LMS	TAL BUF
TCLP	Analysis	8260C		10	610775	01/04/22 23:45	CRL	TAL BUF
TCLP	Leach	1311			610618	01/03/22 09:08	LMS	TAL BUF
TCLP	Prep	3510C			610779	01/04/22 15:38	CMC	TAL BUF
TCLP	Analysis	8270D		1	610856	01/05/22 22:23	RJS	TAL BUF
TCLP	Leach	1311			610618	01/03/22 09:08	LMS	TAL BUF
TCLP	Prep	3510C			610727	01/04/22 11:16	JMP	TAL BUF
TCLP	Analysis	8081B		1	610819	01/05/22 15:30	JLS	TAL BUF
TCLP	Leach	1311			610618	01/03/22 09:08	LMS	TAL BUF
TCLP	Prep	8151A			610729	01/04/22 11:22	JMP	TAL BUF
TCLP	Analysis	8151		1	610833	01/06/22 00:43	MAN	TAL BUF
TCLP	Leach	1311			610618	01/03/22 09:08	LMS	TAL BUF
TCLP	Prep	3010A			610730	01/04/22 11:41	NBS	TAL BUF
TCLP	Analysis	6010C		1	610843	01/04/22 21:14	LMH	TAL BUF
TCLP	Leach	1311			610618	01/03/22 09:08	LMS	TAL BUF
TCLP	Prep	7470A			610740	01/04/22 12:21	BMB	TAL BUF
TCLP	Analysis	7470A		1	610781	01/04/22 15:24	BMB	TAL BUF
Total/NA	Analysis	1010A		1	611179	01/09/22 08:54	KEB	TAL BUF
Total/NA	Prep	7.3.3			610692	01/03/22 08:30	JGO	TAL BUF
Total/NA	Analysis	9012		1	610759	01/04/22 12:09	JGO	TAL BUF
Total/NA	Prep	7.3.4			610656	01/03/22 08:30	JGO	TAL BUF
Total/NA	Analysis	9034		1	610668	01/03/22 15:15	JGO	TAL BUF
Total/NA	Analysis	9045C		1	610701	01/03/22 16:00	KEB	TAL BUF

Lab Chronicle

Client: Brydges Engineering in Environment & Energy DPC
Project/Site: Pilgrim Village Senior

Job ID: 480-193831-1

Client Sample ID: PS9
Date Collected: 12/28/21 14:00
Date Received: 12/29/21 13:40

Lab Sample ID: 480-193831-9
Matrix: Solid

Prep Type	Batch Type	Batch Method	Run	Dilution Factor	Batch Number	Prepared or Analyzed	Analyst	Lab
Total/NA	Analysis	Moisture		1	610558	12/30/21 17:02	IMZ	TAL BUF

Client Sample ID: PS9
Date Collected: 12/28/21 14:00
Date Received: 12/29/21 13:40

Lab Sample ID: 480-193831-9
Matrix: Solid
Percent Solids: 80.5

Prep Type	Batch Type	Batch Method	Run	Dilution Factor	Batch Number	Prepared or Analyzed	Analyst	Lab
Total/NA	Prep	5035A_H			610593	01/03/22 07:07	MAN	TAL BUF
Total/NA	Analysis	8015D		1	610597	01/03/22 16:44	JLS	TAL BUF
Total/NA	Prep	3550C			610520	12/30/21 14:28	JMP	TAL BUF
Total/NA	Analysis	8015D		1	610596	01/03/22 19:54	JLS	TAL BUF
Total/NA	Prep	3550C			610623	01/03/22 09:48	JMP	TAL BUF
Total/NA	Analysis	8082A		1	610755	01/04/22 19:21	W1T	TAL BUF

Client Sample ID: PS10
Date Collected: 12/28/21 14:06
Date Received: 12/29/21 13:40

Lab Sample ID: 480-193831-10
Matrix: Solid

Prep Type	Batch Type	Batch Method	Run	Dilution Factor	Batch Number	Prepared or Analyzed	Analyst	Lab
TCLP	Leach	1311			610619	01/03/22 09:19	LMS	TAL BUF
TCLP	Analysis	8260C		10	610775	01/05/22 00:08	CRL	TAL BUF
TCLP	Leach	1311			610618	01/03/22 09:08	LMS	TAL BUF
TCLP	Prep	3510C			610779	01/04/22 15:38	CMC	TAL BUF
TCLP	Analysis	8270D		1	610856	01/05/22 22:47	RJS	TAL BUF
TCLP	Leach	1311			610618	01/03/22 09:08	LMS	TAL BUF
TCLP	Prep	3510C			610727	01/04/22 11:16	JMP	TAL BUF
TCLP	Analysis	8081B		1	610920	01/06/22 09:18	JLS	TAL BUF
TCLP	Leach	1311			610618	01/03/22 09:08	LMS	TAL BUF
TCLP	Prep	8151A			610729	01/04/22 11:22	JMP	TAL BUF
TCLP	Analysis	8151		1	610833	01/06/22 01:13	MAN	TAL BUF
TCLP	Leach	1311			610618	01/03/22 09:08	LMS	TAL BUF
TCLP	Prep	3010A			610730	01/04/22 11:41	NBS	TAL BUF
TCLP	Analysis	6010C		1	610843	01/04/22 21:18	LMH	TAL BUF
TCLP	Leach	1311			610618	01/03/22 09:08	LMS	TAL BUF
TCLP	Prep	7470A			610740	01/04/22 12:21	BMB	TAL BUF
TCLP	Analysis	7470A		1	610781	01/04/22 15:25	BMB	TAL BUF
Total/NA	Analysis	1010A		1	611178	01/09/22 08:49	KEB	TAL BUF
Total/NA	Prep	7.3.3			610692	01/03/22 08:30	JGO	TAL BUF
Total/NA	Analysis	9012		1	610759	01/04/22 12:11	JGO	TAL BUF
Total/NA	Prep	7.3.4			610656	01/03/22 08:30	JGO	TAL BUF
Total/NA	Analysis	9034		1	610668	01/03/22 15:15	JGO	TAL BUF
Total/NA	Analysis	9045C		1	610758	01/04/22 11:00	KEB	TAL BUF
Total/NA	Analysis	Moisture		1	610558	12/30/21 17:02	IMZ	TAL BUF

Client Sample ID: PS10

Lab Sample ID: 480-193831-10
Date Collected: 12/28/21 14:06
Matrix: Solid
Date Received: 12/29/21 13:40
Percent Solids: 80.5

Prep Type	Batch Type	Batch Method	Run	Dilution Factor	Batch Number	Prepared or Analyzed	Analyst	Lab
Total/NA	Prep	5035A_H			610593	01/03/22 07:07	MAN	TAL BUF
Total/NA	Analysis	8015D		1	610597	01/03/22 17:20	JLS	TAL BUF
Total/NA	Prep	3550C			610520	12/30/21 14:28	JMP	TAL BUF
Total/NA	Analysis	8015D		1	610596	01/03/22 20:29	JLS	TAL BUF
Total/NA	Prep	3550C			610623	01/03/22 09:48	JMP	TAL BUF
Total/NA	Analysis	8082A		1	610755	01/04/22 16:09	W1T	TAL BUF

Client Sample ID: PS11

Lab Sample ID: 480-193831-11
Date Collected: 12/28/21 14:12
Matrix: Solid
Date Received: 12/29/21 13:40

Prep Type	Batch Type	Batch Method	Run	Dilution Factor	Batch Number	Prepared or Analyzed	Analyst	Lab
TCLP	Leach	1311			610619	01/03/22 09:19	LMS	TAL BUF
TCLP	Analysis	8260C		10	610775	01/05/22 00:31	CRL	TAL BUF
TCLP	Leach	1311			610618	01/03/22 09:08	LMS	TAL BUF
TCLP	Prep	3510C			610779	01/04/22 15:38	CMC	TAL BUF
TCLP	Analysis	8270D		1	610856	01/05/22 23:11	RJS	TAL BUF
TCLP	Leach	1311			610618	01/03/22 09:08	LMS	TAL BUF
TCLP	Prep	3510C			610727	01/04/22 11:16	JMP	TAL BUF
TCLP	Analysis	8081B		1	610920	01/06/22 09:38	JLS	TAL BUF
TCLP	Leach	1311			610618	01/03/22 09:08	LMS	TAL BUF
TCLP	Prep	8151A			610729	01/04/22 11:22	JMP	TAL BUF
TCLP	Analysis	8151		1	610833	01/06/22 01:43	MAN	TAL BUF
TCLP	Leach	1311			610618	01/03/22 09:08	LMS	TAL BUF
TCLP	Prep	3010A			610730	01/04/22 11:41	NBS	TAL BUF
TCLP	Analysis	6010C		1	610843	01/04/22 21:22	LMH	TAL BUF
TCLP	Leach	1311			610618	01/03/22 09:08	LMS	TAL BUF
TCLP	Prep	7470A			610740	01/04/22 12:21	BMB	TAL BUF
TCLP	Analysis	7470A		1	610781	01/04/22 15:29	BMB	TAL BUF
Total/NA	Analysis	1010A		1	611179	01/09/22 08:54	KEB	TAL BUF
Total/NA	Prep	7.3.3			610764	01/04/22 08:10	JGO	TAL BUF
Total/NA	Analysis	9012		1	610861	01/05/22 10:16	JGO	TAL BUF
Total/NA	Prep	7.3.4			610762	01/04/22 08:10	JGO	TAL BUF
Total/NA	Analysis	9034		1	610773	01/04/22 15:12	JGO	TAL BUF
Total/NA	Analysis	9045C		1	610758	01/04/22 11:00	KEB	TAL BUF
Total/NA	Analysis	Moisture		1	610558	12/30/21 17:02	IMZ	TAL BUF

Client Sample ID: PS11

Lab Sample ID: 480-193831-11
Date Collected: 12/28/21 14:12
Matrix: Solid
Date Received: 12/29/21 13:40
Percent Solids: 82.2

Prep Type	Batch Type	Batch Method	Run	Dilution Factor	Batch Number	Prepared or Analyzed	Analyst	Lab
Total/NA	Prep	5035A_H			610593	01/03/22 07:07	MAN	TAL BUF
Total/NA	Analysis	8015D		1	610597	01/03/22 21:07	JLS	TAL BUF

Lab Chronicle

Client: Brydges Engineering in Environment & Energy DPC
Project/Site: Pilgrim Village Senior

Job ID: 480-193831-1

Client Sample ID: PS11

Lab Sample ID: 480-193831-11
Date Collected: 12/28/21 14:12
Matrix: Solid
Date Received: 12/29/21 13:40
Percent Solids: 82.2

Prep Type	Batch Type	Batch Method	Run	Dilution Factor	Batch Number	Prepared or Analyzed	Analyst	Lab
Total/NA	Prep	3550C			610520	12/30/21 14:28	JMP	TAL BUF
Total/NA	Analysis	8015D		1	610596	01/03/22 21:40	JLS	TAL BUF
Total/NA	Prep	3550C			610623	01/03/22 09:48	JMP	TAL BUF
Total/NA	Analysis	8082A		1	610755	01/04/22 19:59	W1T	TAL BUF

Client Sample ID: PS12

Lab Sample ID: 480-193831-12
Date Collected: 12/28/21 14:18
Matrix: Solid
Date Received: 12/29/21 13:40

Prep Type	Batch Type	Batch Method	Run	Dilution Factor	Batch Number	Prepared or Analyzed	Analyst	Lab
TCLP	Leach	1311			610619	01/03/22 09:19	LMS	TAL BUF
TCLP	Analysis	8260C		10	610775	01/05/22 00:54	CRL	TAL BUF
TCLP	Leach	1311			610618	01/03/22 09:18	LMS	TAL BUF
TCLP	Prep	3510C			610779	01/04/22 15:38	CMC	TAL BUF
TCLP	Analysis	8270D		1	610856	01/05/22 17:37	RJS	TAL BUF
TCLP	Leach	1311			610618	01/03/22 09:18	LMS	TAL BUF
TCLP	Prep	3510C			610727	01/04/22 11:16	JMP	TAL BUF
TCLP	Analysis	8081B		1	610819	01/05/22 16:48	JLS	TAL BUF
TCLP	Leach	1311			610618	01/03/22 09:18	LMS	TAL BUF
TCLP	Prep	8151A			610729	01/04/22 11:22	JMP	TAL BUF
TCLP	Analysis	8151		1	610833	01/06/22 02:12	MAN	TAL BUF
TCLP	Leach	1311			610618	01/03/22 09:18	LMS	TAL BUF
TCLP	Prep	3010A			610730	01/04/22 11:41	NBS	TAL BUF
TCLP	Analysis	6010C		1	610843	01/04/22 21:25	LMH	TAL BUF
TCLP	Leach	1311			610618	01/03/22 09:18	LMS	TAL BUF
TCLP	Prep	7470A			610740	01/04/22 12:21	BMB	TAL BUF
TCLP	Analysis	7470A		1	610781	01/04/22 15:30	BMB	TAL BUF
Total/NA	Analysis	1010A		1	611277	01/10/22 16:05	EJL	TAL BUF
Total/NA	Prep	7.3.3			610764	01/04/22 08:10	JGO	TAL BUF
Total/NA	Analysis	9012		1	610861	01/05/22 10:19	JGO	TAL BUF
Total/NA	Prep	7.3.4			610762	01/04/22 08:10	JGO	TAL BUF
Total/NA	Analysis	9034		1	610773	01/04/22 15:12	JGO	TAL BUF
Total/NA	Analysis	9045C		1	610758	01/04/22 11:00	KEB	TAL BUF
Total/NA	Analysis	Moisture		1	610558	12/30/21 17:02	IMZ	TAL BUF

Client Sample ID: PS12

Lab Sample ID: 480-193831-12
Date Collected: 12/28/21 14:18
Matrix: Solid
Date Received: 12/29/21 13:40
Percent Solids: 78.7

Prep Type	Batch Type	Batch Method	Run	Dilution Factor	Batch Number	Prepared or Analyzed	Analyst	Lab
Total/NA	Prep	5035A_H			610593	01/03/22 07:07	MAN	TAL BUF
Total/NA	Analysis	8015D		1	610597	01/03/22 21:43	JLS	TAL BUF
Total/NA	Prep	3550C			610520	12/30/21 14:28	JMP	TAL BUF
Total/NA	Analysis	8015D		1	610596	01/03/22 22:16	JLS	TAL BUF

Lab Chronicle

Client: Brydges Engineering in Environment & Energy DPC
Project/Site: Pilgrim Village Senior

Job ID: 480-193831-1

Client Sample ID: PS12

Lab Sample ID: 480-193831-12
Date Collected: 12/28/21 14:18
Matrix: Solid
Date Received: 12/29/21 13:40
Percent Solids: 78.7

Prep Type	Batch Type	Batch Method	Run	Dilution Factor	Batch Number	Prepared or Analyzed	Analyst	Lab
Total/NA	Prep	3550C			610623	01/03/22 09:48	JMP	TAL BUF
Total/NA	Analysis	8082A		1	610755	01/04/22 20:12	W1T	TAL BUF

Client Sample ID: PS13

Lab Sample ID: 480-193831-13
Date Collected: 12/28/21 14:24
Matrix: Solid
Date Received: 12/29/21 13:40

Prep Type	Batch Type	Batch Method	Run	Dilution Factor	Batch Number	Prepared or Analyzed	Analyst	Lab
TCLP	Leach	1311			610787	01/04/22 16:03	LMS	TAL BUF
TCLP	Analysis	8260C		10	610929	01/06/22 12:35	WJD	TAL BUF
TCLP	Leach	1311			610766	01/04/22 14:10	LMS	TAL BUF
TCLP	Prep	3510C			610890	01/05/22 14:39	JMP	TAL BUF
TCLP	Analysis	8270D		1	610941	01/06/22 14:37	JMM	TAL BUF
TCLP	Leach	1311			610766	01/04/22 14:10	LMS	TAL BUF
TCLP	Prep	3510C			610864	01/05/22 11:24	JMP	TAL BUF
TCLP	Analysis	8081B		1	610920	01/06/22 13:33	JLS	TAL BUF
TCLP	Leach	1311			610766	01/04/22 14:10	LMS	TAL BUF
TCLP	Prep	8151A			610943	01/06/22 09:01	JMP	TAL BUF
TCLP	Analysis	8151		1	611060	01/07/22 14:57	MAN	TAL BUF
TCLP	Leach	1311			610766	01/04/22 14:10	LMS	TAL BUF
TCLP	Prep	3010A			610865	01/06/22 08:15	ADM	TAL BUF
TCLP	Analysis	6010C		1	611065	01/06/22 14:19	AMH	TAL BUF
TCLP	Leach	1311			610766	01/04/22 14:10	LMS	TAL BUF
TCLP	Prep	7470A			611516	01/12/22 13:35	BMB	TAL BUF
TCLP	Analysis	7470A		1	611585	01/12/22 16:19	BMB	TAL BUF
Total/NA	Analysis	1010A		1	611277	01/10/22 16:05	EJL	TAL BUF
Total/NA	Prep	7.3.3			610764	01/04/22 08:10	JGO	TAL BUF
Total/NA	Analysis	9012		1	610861	01/05/22 10:21	JGO	TAL BUF
Total/NA	Prep	7.3.4			610762	01/04/22 08:10	JGO	TAL BUF
Total/NA	Analysis	9034		1	610773	01/04/22 15:12	JGO	TAL BUF
Total/NA	Analysis	9045C		1	610758	01/04/22 11:00	KEB	TAL BUF
Total/NA	Analysis	Moisture		1	610558	12/30/21 17:02	IMZ	TAL BUF

Client Sample ID: PS13

Lab Sample ID: 480-193831-13
Date Collected: 12/28/21 14:24
Matrix: Solid
Date Received: 12/29/21 13:40
Percent Solids: 81.0

Prep Type	Batch Type	Batch Method	Run	Dilution Factor	Batch Number	Prepared or Analyzed	Analyst	Lab
Total/NA	Prep	5035A_H			610593	01/03/22 07:07	MAN	TAL BUF
Total/NA	Analysis	8015D		1	610597	01/03/22 22:18	JLS	TAL BUF
Total/NA	Prep	3550C			610520	12/30/21 14:28	JMP	TAL BUF
Total/NA	Analysis	8015D		1	610596	01/03/22 22:52	JLS	TAL BUF
Total/NA	Prep	3550C			610623	01/03/22 09:48	JMP	TAL BUF
Total/NA	Analysis	8082A		1	610755	01/04/22 20:25	W1T	TAL BUF

Lab Chronicle

Client: Brydges Engineering in Environment & Energy DPC
Project/Site: Pilgrim Village Senior

Job ID: 480-193831-1

Client Sample ID: PS14
Date Collected: 12/28/21 14:30
Date Received: 12/29/21 13:40

Lab Sample ID: 480-193831-14
Matrix: Solid

Prep Type	Batch Type	Batch Method	Run	Dilution Factor	Batch Number	Prepared or Analyzed	Analyst	Lab
TCLP	Leach	1311			610787	01/04/22 16:03	LMS	TAL BUF
TCLP	Analysis	8260C		10	610929	01/06/22 12:59	WJD	TAL BUF
TCLP	Leach	1311			610766	01/04/22 14:10	LMS	TAL BUF
TCLP	Prep	3510C			610890	01/05/22 14:39	JMP	TAL BUF
TCLP	Analysis	8270D		1	610941	01/06/22 15:01	JMM	TAL BUF
TCLP	Leach	1311			610766	01/04/22 14:10	LMS	TAL BUF
TCLP	Prep	3510C			610864	01/05/22 11:24	JMP	TAL BUF
TCLP	Analysis	8081B		1	610920	01/06/22 13:53	JLS	TAL BUF
TCLP	Leach	1311			610766	01/04/22 14:10	LMS	TAL BUF
TCLP	Prep	8151A			610943	01/06/22 09:01	JMP	TAL BUF
TCLP	Analysis	8151		1	611060	01/07/22 15:27	MAN	TAL BUF
TCLP	Leach	1311			610766	01/04/22 14:10	LMS	TAL BUF
TCLP	Prep	3010A			610865	01/06/22 08:15	ADM	TAL BUF
TCLP	Analysis	6010C		1	611065	01/06/22 14:23	AMH	TAL BUF
TCLP	Leach	1311			610766	01/04/22 14:10	LMS	TAL BUF
TCLP	Prep	7470A			611516	01/12/22 13:35	BMB	TAL BUF
TCLP	Analysis	7470A		1	611585	01/12/22 16:20	BMB	TAL BUF
Total/NA	Analysis	1010A		1	611277	01/10/22 16:05	EJL	TAL BUF
Total/NA	Prep	7.3.3			610764	01/04/22 08:10	JGO	TAL BUF
Total/NA	Analysis	9012		1	610861	01/05/22 10:22	JGO	TAL BUF
Total/NA	Prep	7.3.4			610762	01/04/22 08:10	JGO	TAL BUF
Total/NA	Analysis	9034		1	610773	01/04/22 15:12	JGO	TAL BUF
Total/NA	Analysis	9045C		1	610758	01/04/22 11:00	KEB	TAL BUF
Total/NA	Analysis	Moisture		1	610558	12/30/21 17:02	IMZ	TAL BUF

Client Sample ID: PS14
Date Collected: 12/28/21 14:30
Date Received: 12/29/21 13:40

Lab Sample ID: 480-193831-14
Matrix: Solid
Percent Solids: 81.8

Prep Type	Batch Type	Batch Method	Run	Dilution Factor	Batch Number	Prepared or Analyzed	Analyst	Lab
Total/NA	Prep	5035A_H			610593	01/03/22 07:07	MAN	TAL BUF
Total/NA	Analysis	8015D		1	610597	01/03/22 22:54	JLS	TAL BUF
Total/NA	Prep	3550C			610520	12/30/21 14:28	JMP	TAL BUF
Total/NA	Analysis	8015D		1	610596	01/03/22 23:27	JLS	TAL BUF
Total/NA	Prep	3550C			610623	01/03/22 09:48	JMP	TAL BUF
Total/NA	Analysis	8082A		1	610755	01/04/22 20:38	W1T	TAL BUF

Client Sample ID: PS15
Date Collected: 12/28/21 14:36
Date Received: 12/29/21 13:40

Lab Sample ID: 480-193831-15
Matrix: Solid

Prep Type	Batch Type	Batch Method	Run	Dilution Factor	Batch Number	Prepared or Analyzed	Analyst	Lab
TCLP	Leach	1311			610787	01/04/22 16:03	LMS	TAL BUF
TCLP	Analysis	8260C		10	610929	01/06/22 13:22	WJD	TAL BUF

Lab Chronicle

Client: Brydges Engineering in Environment & Energy DPC
Project/Site: Pilgrim Village Senior

Job ID: 480-193831-1

Client Sample ID: PS15
Date Collected: 12/28/21 14:36
Date Received: 12/29/21 13:40

Lab Sample ID: 480-193831-15
Matrix: Solid

Prep Type	Batch Type	Batch Method	Run	Dilution Factor	Batch Number	Prepared or Analyzed	Analyst	Lab
TCLP	Leach	1311			610766	01/04/22 14:10	LMS	TAL BUF
TCLP	Prep	3510C			610890	01/05/22 14:39	JMP	TAL BUF
TCLP	Analysis	8270D		1	610941	01/06/22 15:26	JMM	TAL BUF
TCLP	Leach	1311			610766	01/04/22 14:10	LMS	TAL BUF
TCLP	Prep	3510C			610864	01/05/22 11:24	JMP	TAL BUF
TCLP	Analysis	8081B		1	610920	01/06/22 14:13	JLS	TAL BUF
TCLP	Leach	1311			610766	01/04/22 14:10	LMS	TAL BUF
TCLP	Prep	8151A			610943	01/06/22 09:01	JMP	TAL BUF
TCLP	Analysis	8151		1	611060	01/07/22 15:56	MAN	TAL BUF
TCLP	Leach	1311			610766	01/04/22 14:10	LMS	TAL BUF
TCLP	Prep	3010A			610865	01/06/22 08:15	ADM	TAL BUF
TCLP	Analysis	6010C		1	611065	01/06/22 14:27	AMH	TAL BUF
TCLP	Leach	1311			610766	01/04/22 14:10	LMS	TAL BUF
TCLP	Prep	7470A			611516	01/12/22 13:35	BMB	TAL BUF
TCLP	Analysis	7470A		1	611585	01/12/22 16:21	BMB	TAL BUF
Total/NA	Analysis	1010A		1	611283	01/10/22 16:22	EJL	TAL BUF
Total/NA	Prep	7.3.3			610764	01/04/22 08:10	JGO	TAL BUF
Total/NA	Analysis	9012		1	610861	01/05/22 10:24	JGO	TAL BUF
Total/NA	Prep	7.3.4			610762	01/04/22 08:10	JGO	TAL BUF
Total/NA	Analysis	9034		1	610773	01/04/22 15:12	JGO	TAL BUF
Total/NA	Analysis	9045C		1	610758	01/04/22 11:00	KEB	TAL BUF
Total/NA	Analysis	Moisture		1	610558	12/30/21 17:02	IMZ	TAL BUF

Client Sample ID: PS15
Date Collected: 12/28/21 14:36
Date Received: 12/29/21 13:40

Lab Sample ID: 480-193831-15
Matrix: Solid
Percent Solids: 87.2

Prep Type	Batch Type	Batch Method	Run	Dilution Factor	Batch Number	Prepared or Analyzed	Analyst	Lab
Total/NA	Prep	5035A_H			610593	01/03/22 07:07	MAN	TAL BUF
Total/NA	Analysis	8015D		1	610597	01/03/22 23:30	JLS	TAL BUF
Total/NA	Prep	3550C			610520	12/30/21 14:28	JMP	TAL BUF
Total/NA	Analysis	8015D		1	610596	01/04/22 00:03	JLS	TAL BUF
Total/NA	Prep	3550C			610624	01/03/22 09:57	JMP	TAL BUF
Total/NA	Analysis	8082A		1	610755	01/04/22 21:42	W1T	TAL BUF

Client Sample ID: PS16
Date Collected: 12/28/21 14:42
Date Received: 12/29/21 13:40

Lab Sample ID: 480-193831-16
Matrix: Solid

Prep Type	Batch Type	Batch Method	Run	Dilution Factor	Batch Number	Prepared or Analyzed	Analyst	Lab
TCLP	Leach	1311			610787	01/04/22 16:03	LMS	TAL BUF
TCLP	Analysis	8260C		10	610929	01/06/22 13:45	WJD	TAL BUF
TCLP	Leach	1311			610766	01/04/22 14:10	LMS	TAL BUF
TCLP	Prep	3510C			610890	01/05/22 14:39	JMP	TAL BUF
TCLP	Analysis	8270D		1	610941	01/06/22 15:50	JMM	TAL BUF

Client Sample ID: PS16
Lab Sample ID: 480-193831-16

Date Collected: 12/28/21 14:42
Matrix: Solid
Date Received: 12/29/21 13:40

Prep Type	Batch Type	Batch Method	Run	Dilution Factor	Batch Number	Prepared or Analyzed	Analyst	Lab
TCLP	Leach	1311			610766	01/04/22 14:10	LMS	TAL BUF
TCLP	Prep	3510C			610864	01/05/22 11:24	JMP	TAL BUF
TCLP	Analysis	8081B		1	610920	01/06/22 14:32	JLS	TAL BUF
TCLP	Leach	1311			610766	01/04/22 14:10	LMS	TAL BUF
TCLP	Prep	8151A			610943	01/06/22 09:01	JMP	TAL BUF
TCLP	Analysis	8151		1	611060	01/07/22 16:26	MAN	TAL BUF
TCLP	Leach	1311			610766	01/04/22 14:10	LMS	TAL BUF
TCLP	Prep	3010A			610865	01/06/22 08:15	ADM	TAL BUF
TCLP	Analysis	6010C		1	611065	01/06/22 14:31	AMH	TAL BUF
TCLP	Leach	1311			610766	01/04/22 14:10	LMS	TAL BUF
TCLP	Prep	7470A			611516	01/12/22 13:35	BMB	TAL BUF
TCLP	Analysis	7470A		1	611585	01/12/22 16:23	BMB	TAL BUF
Total/NA	Analysis	1010A		1	611277	01/10/22 16:05	EJL	TAL BUF
Total/NA	Prep	7.3.3			610764	01/04/22 08:10	JGO	TAL BUF
Total/NA	Analysis	9012		1	610861	01/05/22 10:25	JGO	TAL BUF
Total/NA	Prep	7.3.4			610762	01/04/22 08:10	JGO	TAL BUF
Total/NA	Analysis	9034		1	610773	01/04/22 15:12	JGO	TAL BUF
Total/NA	Analysis	9045C		1	610758	01/04/22 11:00	KEB	TAL BUF
Total/NA	Analysis	Moisture		1	610558	12/30/21 17:02	IMZ	TAL BUF

Client Sample ID: PS16
Lab Sample ID: 480-193831-16

Date Collected: 12/28/21 14:42
Matrix: Solid
Date Received: 12/29/21 13:40
Percent Solids: 86.7

Prep Type	Batch Type	Batch Method	Run	Dilution Factor	Batch Number	Prepared or Analyzed	Analyst	Lab
Total/NA	Prep	5035A_H			610593	01/03/22 07:07	MAN	TAL BUF
Total/NA	Analysis	8015D		1	610597	01/04/22 00:05	JLS	TAL BUF
Total/NA	Prep	3550C			610609	01/03/22 08:28	VXF	TAL BUF
Total/NA	Analysis	8015D		1	610596	01/04/22 04:12	JLS	TAL BUF
Total/NA	Prep	3550C			610624	01/03/22 09:57	JMP	TAL BUF
Total/NA	Analysis	8082A		1	610755	01/04/22 21:55	W1T	TAL BUF

Client Sample ID: PS17
Lab Sample ID: 480-193831-17

Date Collected: 12/28/21 14:48
Matrix: Solid
Date Received: 12/29/21 13:40

Prep Type	Batch Type	Batch Method	Run	Dilution Factor	Batch Number	Prepared or Analyzed	Analyst	Lab
TCLP	Leach	1311			610787	01/04/22 16:03	LMS	TAL BUF
TCLP	Analysis	8260C		10	610929	01/06/22 14:08	WJD	TAL BUF
TCLP	Leach	1311			610766	01/04/22 14:10	LMS	TAL BUF
TCLP	Prep	3510C			610890	01/05/22 14:39	JMP	TAL BUF
TCLP	Analysis	8270D		1	610941	01/06/22 16:15	JMM	TAL BUF
TCLP	Leach	1311			610766	01/04/22 14:10	LMS	TAL BUF
TCLP	Prep	3510C			610864	01/05/22 11:24	JMP	TAL BUF
TCLP	Analysis	8081B		1	610920	01/06/22 14:52	JLS	TAL BUF

Client Sample ID: PS17
Lab Sample ID: 480-193831-17

Date Collected: 12/28/21 14:48
Matrix: Solid
Date Received: 12/29/21 13:40

Prep Type	Batch Type	Batch Method	Run	Dilution Factor	Batch Number	Prepared or Analyzed	Analyst	Lab
TCLP	Leach	1311			610766	01/04/22 14:10	LMS	TAL BUF
TCLP	Prep	8151A			610943	01/06/22 09:01	JMP	TAL BUF
TCLP	Analysis	8151		1	611060	01/07/22 16:56	MAN	TAL BUF
TCLP	Leach	1311			610766	01/04/22 14:10	LMS	TAL BUF
TCLP	Prep	3010A			610865	01/06/22 08:15	ADM	TAL BUF
TCLP	Analysis	6010C		1	611065	01/06/22 14:46	AMH	TAL BUF
TCLP	Leach	1311			610766	01/04/22 14:10	LMS	TAL BUF
TCLP	Prep	7470A			611516	01/12/22 13:35	BMB	TAL BUF
TCLP	Analysis	7470A		1	611585	01/12/22 16:24	BMB	TAL BUF
Total/NA	Analysis	1010A		1	611283	01/10/22 16:22	EJL	TAL BUF
Total/NA	Prep	7.3.3			610764	01/04/22 08:10	JGO	TAL BUF
Total/NA	Analysis	9012		1	610861	01/05/22 10:27	JGO	TAL BUF
Total/NA	Prep	7.3.4			610762	01/04/22 08:10	JGO	TAL BUF
Total/NA	Analysis	9034		1	610773	01/04/22 15:12	JGO	TAL BUF
Total/NA	Analysis	9045C		1	610758	01/04/22 11:00	KEB	TAL BUF
Total/NA	Analysis	Moisture		1	610558	12/30/21 17:02	IMZ	TAL BUF

Client Sample ID: PS17
Lab Sample ID: 480-193831-17

Date Collected: 12/28/21 14:48
Matrix: Solid
Date Received: 12/29/21 13:40
Percent Solids: 82.5

Prep Type	Batch Type	Batch Method	Run	Dilution Factor	Batch Number	Prepared or Analyzed	Analyst	Lab
Total/NA	Prep	5035A_H			610593	01/03/22 07:07	MAN	TAL BUF
Total/NA	Analysis	8015D		1	610597	01/04/22 01:53	JLS	TAL BUF
Total/NA	Prep	3550C			610609	01/03/22 08:28	VXF	TAL BUF
Total/NA	Analysis	8015D		1	610596	01/04/22 04:47	JLS	TAL BUF
Total/NA	Prep	3550C			610624	01/03/22 09:57	JMP	TAL BUF
Total/NA	Analysis	8082A		1	610755	01/04/22 22:08	W1T	TAL BUF

Client Sample ID: PS18
Lab Sample ID: 480-193831-18

Date Collected: 12/28/21 14:54
Matrix: Solid
Date Received: 12/29/21 13:40

Prep Type	Batch Type	Batch Method	Run	Dilution Factor	Batch Number	Prepared or Analyzed	Analyst	Lab
TCLP	Leach	1311			610787	01/04/22 16:03	LMS	TAL BUF
TCLP	Analysis	8260C		10	610929	01/06/22 14:31	WJD	TAL BUF
TCLP	Leach	1311			610766	01/04/22 14:10	LMS	TAL BUF
TCLP	Prep	3510C			610890	01/05/22 14:39	JMP	TAL BUF
TCLP	Analysis	8270D		1	610941	01/06/22 16:40	JMM	TAL BUF
TCLP	Leach	1311			610766	01/04/22 14:10	LMS	TAL BUF
TCLP	Prep	3510C			610864	01/05/22 11:24	JMP	TAL BUF
TCLP	Analysis	8081B		1	610920	01/06/22 15:12	JLS	TAL BUF
TCLP	Leach	1311			610766	01/04/22 14:10	LMS	TAL BUF
TCLP	Prep	8151A			610943	01/06/22 09:01	JMP	TAL BUF
TCLP	Analysis	8151		1	611060	01/07/22 17:25	MAN	TAL BUF

Client Sample ID: PS18
Lab Sample ID: 480-193831-18

Date Collected: 12/28/21 14:54
Matrix: Solid
Date Received: 12/29/21 13:40

Prep Type	Batch Type	Batch Method	Run	Dilution Factor	Batch Number	Prepared or Analyzed	Analyst	Lab
TCLP	Leach	1311			610766	01/04/22 14:10	LMS	TAL BUF
TCLP	Prep	3010A			610865	01/06/22 08:15	ADM	TAL BUF
TCLP	Analysis	6010C		1	611065	01/06/22 14:50	AMH	TAL BUF
TCLP	Leach	1311			610766	01/04/22 14:10	LMS	TAL BUF
TCLP	Prep	7470A			611516	01/12/22 13:35	BMB	TAL BUF
TCLP	Analysis	7470A		1	611585	01/12/22 16:25	BMB	TAL BUF
Total/NA	Analysis	1010A		1	611277	01/10/22 16:05	EJL	TAL BUF
Total/NA	Prep	7.3.3			610764	01/04/22 08:10	JGO	TAL BUF
Total/NA	Analysis	9012		1	610861	01/05/22 10:31	JGO	TAL BUF
Total/NA	Prep	7.3.4			610762	01/04/22 08:10	JGO	TAL BUF
Total/NA	Analysis	9034		1	610773	01/04/22 15:12	JGO	TAL BUF
Total/NA	Analysis	9045C		1	610758	01/04/22 11:00	KEB	TAL BUF
Total/NA	Analysis	Moisture		1	610558	12/30/21 17:02	IMZ	TAL BUF

Client Sample ID: PS18
Lab Sample ID: 480-193831-18

Date Collected: 12/28/21 14:54
Matrix: Solid
Date Received: 12/29/21 13:40
Percent Solids: 82.4

Prep Type	Batch Type	Batch Method	Run	Dilution Factor	Batch Number	Prepared or Analyzed	Analyst	Lab
Total/NA	Prep	5035A_H			610593	01/03/22 07:07	MAN	TAL BUF
Total/NA	Analysis	8015D		1	610597	01/04/22 02:28	JLS	TAL BUF
Total/NA	Prep	3550C			610609	01/03/22 08:28	VXF	TAL BUF
Total/NA	Analysis	8015D		1	610596	01/04/22 05:23	JLS	TAL BUF
Total/NA	Prep	3550C			610624	01/03/22 09:57	JMP	TAL BUF
Total/NA	Analysis	8082A		1	610755	01/04/22 22:21	W1T	TAL BUF

Client Sample ID: PS19
Lab Sample ID: 480-193831-19

Date Collected: 12/28/21 15:00
Matrix: Solid
Date Received: 12/29/21 13:40

Prep Type	Batch Type	Batch Method	Run	Dilution Factor	Batch Number	Prepared or Analyzed	Analyst	Lab
TCLP	Leach	1311			610787	01/04/22 16:03	LMS	TAL BUF
TCLP	Analysis	8260C		10	610929	01/06/22 14:54	WJD	TAL BUF
TCLP	Leach	1311			610766	01/04/22 14:10	LMS	TAL BUF
TCLP	Prep	3510C			610890	01/05/22 14:39	JMP	TAL BUF
TCLP	Analysis	8270D		1	610941	01/06/22 17:04	JMM	TAL BUF
TCLP	Leach	1311			610766	01/04/22 14:10	LMS	TAL BUF
TCLP	Prep	3510C			610864	01/05/22 11:24	JMP	TAL BUF
TCLP	Analysis	8081B		1	610920	01/06/22 15:31	JLS	TAL BUF
TCLP	Leach	1311			610766	01/04/22 14:10	LMS	TAL BUF
TCLP	Prep	8151A			610943	01/06/22 09:01	JMP	TAL BUF
TCLP	Analysis	8151		1	611060	01/07/22 18:24	MAN	TAL BUF
TCLP	Leach	1311			610766	01/04/22 14:10	LMS	TAL BUF
TCLP	Prep	3010A			610865	01/06/22 08:15	ADM	TAL BUF
TCLP	Analysis	6010C		1	611065	01/06/22 14:54	AMH	TAL BUF

Lab Chronicle

Client: Brydges Engineering in Environment & Energy DPC
Project/Site: Pilgrim Village Senior

Job ID: 480-193831-1

Client Sample ID: PS19

Lab Sample ID: 480-193831-19
Date Collected: 12/28/21 15:00
Matrix: Solid
Date Received: 12/29/21 13:40

Prep Type	Batch Type	Batch Method	Run	Dilution Factor	Batch Number	Prepared or Analyzed	Analyst	Lab
TCLP	Leach	1311			610766	01/04/22 14:10	LMS	TAL BUF
TCLP	Prep	7470A			611516	01/12/22 13:35	BMB	TAL BUF
TCLP	Analysis	7470A		1	611585	01/12/22 16:29	BMB	TAL BUF
Total/NA	Analysis	1010A		1	611277	01/10/22 16:05	EJL	TAL BUF
Total/NA	Prep	7.3.3			610764	01/04/22 08:10	JGO	TAL BUF
Total/NA	Analysis	9012		1	610861	01/05/22 10:32	JGO	TAL BUF
Total/NA	Prep	7.3.4			610762	01/04/22 08:10	JGO	TAL BUF
Total/NA	Analysis	9034		1	610773	01/04/22 15:12	JGO	TAL BUF
Total/NA	Analysis	9045C		1	610758	01/04/22 11:00	KEB	TAL BUF
Total/NA	Analysis	Moisture		1	610558	12/30/21 17:02	IMZ	TAL BUF

Client Sample ID: PS19

Lab Sample ID: 480-193831-19
Date Collected: 12/28/21 15:00
Matrix: Solid
Date Received: 12/29/21 13:40
Percent Solids: 83.2

Prep Type	Batch Type	Batch Method	Run	Dilution Factor	Batch Number	Prepared or Analyzed	Analyst	Lab
Total/NA	Prep	5035A_H			610593	01/03/22 07:07	MAN	TAL BUF
Total/NA	Analysis	8015D		1	610597	01/04/22 03:04	JLS	TAL BUF
Total/NA	Prep	3550C			610609	01/03/22 08:28	VXF	TAL BUF
Total/NA	Analysis	8015D		1	610596	01/04/22 05:58	JLS	TAL BUF
Total/NA	Prep	3550C			610624	01/03/22 09:57	JMP	TAL BUF
Total/NA	Analysis	8082A		1	610755	01/04/22 22:33	W1T	TAL BUF

Client Sample ID: PS20

Lab Sample ID: 480-193831-20
Date Collected: 12/28/21 15:06
Matrix: Solid
Date Received: 12/29/21 13:40

Prep Type	Batch Type	Batch Method	Run	Dilution Factor	Batch Number	Prepared or Analyzed	Analyst	Lab
TCLP	Leach	1311			610787	01/04/22 16:03	LMS	TAL BUF
TCLP	Analysis	8260C		10	610929	01/06/22 15:17	WJD	TAL BUF
TCLP	Leach	1311			610766	01/04/22 14:10	LMS	TAL BUF
TCLP	Prep	3510C			610890	01/05/22 14:39	JMP	TAL BUF
TCLP	Analysis	8270D		1	610941	01/06/22 17:29	JMM	TAL BUF
TCLP	Leach	1311			610766	01/04/22 14:10	LMS	TAL BUF
TCLP	Prep	3510C			610864	01/05/22 11:24	JMP	TAL BUF
TCLP	Analysis	8081B		1	610920	01/06/22 15:51	JLS	TAL BUF
TCLP	Leach	1311			610766	01/04/22 14:10	LMS	TAL BUF
TCLP	Prep	8151A			610943	01/06/22 09:01	JMP	TAL BUF
TCLP	Analysis	8151		1	611060	01/07/22 18:53	MAN	TAL BUF
TCLP	Leach	1311			610766	01/04/22 14:10	LMS	TAL BUF
TCLP	Prep	3010A			610865	01/06/22 08:15	ADM	TAL BUF
TCLP	Analysis	6010C		1	611065	01/06/22 14:58	AMH	TAL BUF
TCLP	Leach	1311			610766	01/04/22 14:10	LMS	TAL BUF
TCLP	Prep	7470A			611516	01/12/22 13:35	BMB	TAL BUF
TCLP	Analysis	7470A		1	611585	01/12/22 16:30	BMB	TAL BUF

Lab Chronicle

Client: Brydges Engineering in Environment & Energy DPC
Project/Site: Pilgrim Village Senior

Job ID: 480-193831-1

Client Sample ID: PS20

Lab Sample ID: 480-193831-20
Date Collected: 12/28/21 15:06
Matrix: Solid
Date Received: 12/29/21 13:40

Prep Type	Batch Type	Batch Method	Run	Dilution Factor	Batch Number	Prepared or Analyzed	Analyst	Lab
Total/NA	Analysis	1010A		1	611283	01/10/22 16:22	EJL	TAL BUF
Total/NA	Prep	7.3.3			610764	01/04/22 08:10	JGO	TAL BUF
Total/NA	Analysis	9012		1	610861	01/05/22 10:34	JGO	TAL BUF
Total/NA	Prep	7.3.4			610762	01/04/22 08:10	JGO	TAL BUF
Total/NA	Analysis	9034		1	610773	01/04/22 15:12	JGO	TAL BUF
Total/NA	Analysis	9045C		1	610758	01/04/22 11:00	KEB	TAL BUF
Total/NA	Analysis	Moisture		1	610558	12/30/21 17:02	IMZ	TAL BUF

Client Sample ID: PS20

Lab Sample ID: 480-193831-20
Date Collected: 12/28/21 15:06
Matrix: Solid
Date Received: 12/29/21 13:40
Percent Solids: 79.2

Prep Type	Batch Type	Batch Method	Run	Dilution Factor	Batch Number	Prepared or Analyzed	Analyst	Lab
Total/NA	Prep	5035A_H			610593	01/03/22 07:10	MAN	TAL BUF
Total/NA	Analysis	8015D		1	610597	01/04/22 03:39	JLS	TAL BUF
Total/NA	Prep	3550C			610609	01/03/22 08:28	VXF	TAL BUF
Total/NA	Analysis	8015D		1	610596	01/04/22 06:34	JLS	TAL BUF
Total/NA	Prep	3550C			610624	01/03/22 09:57	JMP	TAL BUF
Total/NA	Analysis	8082A		1	610755	01/04/22 22:46	W1T	TAL BUF

Client Sample ID: PS21

Lab Sample ID: 480-193831-21
Date Collected: 12/28/21 15:12
Matrix: Solid
Date Received: 12/29/21 13:40

Prep Type	Batch Type	Batch Method	Run	Dilution Factor	Batch Number	Prepared or Analyzed	Analyst	Lab
TCLP	Leach	1311			610787	01/04/22 16:03	LMS	TAL BUF
TCLP	Analysis	8260C		10	610929	01/06/22 15:40	WJD	TAL BUF
TCLP	Leach	1311			610766	01/04/22 14:10	LMS	TAL BUF
TCLP	Prep	3510C			610890	01/05/22 14:39	JMP	TAL BUF
TCLP	Analysis	8270D		1	610941	01/06/22 17:53	JMM	TAL BUF
TCLP	Leach	1311			610766	01/04/22 14:10	LMS	TAL BUF
TCLP	Prep	3510C			610864	01/05/22 11:24	JMP	TAL BUF
TCLP	Analysis	8081B		1	610920	01/06/22 16:11	JLS	TAL BUF
TCLP	Leach	1311			610766	01/04/22 14:10	LMS	TAL BUF
TCLP	Prep	8151A			610943	01/06/22 09:01	JMP	TAL BUF
TCLP	Analysis	8151		1	611060	01/07/22 19:23	MAN	TAL BUF
TCLP	Leach	1311			610766	01/04/22 14:10	LMS	TAL BUF
TCLP	Prep	3010A			610865	01/06/22 08:15	ADM	TAL BUF
TCLP	Analysis	6010C		1	611065	01/06/22 15:02	AMH	TAL BUF
TCLP	Leach	1311			610766	01/04/22 14:10	LMS	TAL BUF
TCLP	Prep	7470A			611516	01/12/22 13:35	BMB	TAL BUF
TCLP	Analysis	7470A		1	611585	01/12/22 16:32	BMB	TAL BUF
Total/NA	Analysis	1010A		1	611550	01/12/22 14:16	JGO	TAL BUF
Total/NA	Prep	7.3.3			610764	01/04/22 08:10	JGO	TAL BUF
Total/NA	Analysis	9012		1	610861	01/05/22 10:35	JGO	TAL BUF

Lab Chronicle

Client: Brydges Engineering in Environment & Energy DPC
Project/Site: Pilgrim Village Senior

Job ID: 480-193831-1

Client Sample ID: PS21

Lab Sample ID: 480-193831-21
Date Collected: 12/28/21 15:12
Matrix: Solid
Date Received: 12/29/21 13:40

Prep Type	Batch Type	Batch Method	Run	Dilution Factor	Batch Number	Prepared or Analyzed	Analyst	Lab
Total/NA	Prep	7.3.4			610762	01/04/22 08:10	JGO	TAL BUF
Total/NA	Analysis	9034		1	610773	01/04/22 15:12	JGO	TAL BUF
Total/NA	Analysis	9045C		1	610758	01/04/22 11:00	KEB	TAL BUF
Total/NA	Analysis	Moisture		1	610558	12/30/21 17:02	IMZ	TAL BUF

Client Sample ID: PS21

Lab Sample ID: 480-193831-21
Date Collected: 12/28/21 15:12
Matrix: Solid
Date Received: 12/29/21 13:40
Percent Solids: 82.7

Prep Type	Batch Type	Batch Method	Run	Dilution Factor	Batch Number	Prepared or Analyzed	Analyst	Lab
Total/NA	Prep	5035A_H			610683	01/04/22 07:52	JLS	TAL BUF
Total/NA	Analysis	8015D		1	610704	01/04/22 12:44	JLS	TAL BUF
Total/NA	Prep	3550C			610609	01/03/22 08:28	VXF	TAL BUF
Total/NA	Analysis	8015D		1	610596	01/04/22 07:10	JLS	TAL BUF
Total/NA	Prep	3550C			610624	01/03/22 09:57	JMP	TAL BUF
Total/NA	Analysis	8082A		1	610755	01/04/22 22:59	W1T	TAL BUF

Client Sample ID: PS22

Lab Sample ID: 480-193831-22
Date Collected: 12/28/21 15:18
Matrix: Solid
Date Received: 12/29/21 13:40

Prep Type	Batch Type	Batch Method	Run	Dilution Factor	Batch Number	Prepared or Analyzed	Analyst	Lab
TCLP	Leach	1311			610787	01/04/22 16:03	LMS	TAL BUF
TCLP	Analysis	8260C		10	610929	01/06/22 16:04	WJD	TAL BUF
TCLP	Leach	1311			610766	01/04/22 14:10	LMS	TAL BUF
TCLP	Prep	3510C			610890	01/05/22 14:39	JMP	TAL BUF
TCLP	Analysis	8270D		1	610941	01/06/22 18:17	JMM	TAL BUF
TCLP	Leach	1311			610766	01/04/22 14:10	LMS	TAL BUF
TCLP	Prep	3510C			610864	01/05/22 11:24	JMP	TAL BUF
TCLP	Analysis	8081B		1	610920	01/06/22 16:30	JLS	TAL BUF
TCLP	Leach	1311			610766	01/04/22 14:10	LMS	TAL BUF
TCLP	Prep	8151A			610943	01/06/22 09:01	JMP	TAL BUF
TCLP	Analysis	8151		1	611060	01/07/22 19:53	MAN	TAL BUF
TCLP	Leach	1311			610766	01/04/22 14:10	LMS	TAL BUF
TCLP	Prep	3010A			610865	01/06/22 08:15	ADM	TAL BUF
TCLP	Analysis	6010C		1	611065	01/06/22 15:06	AMH	TAL BUF
TCLP	Leach	1311			610766	01/04/22 14:10	LMS	TAL BUF
TCLP	Prep	7470A			611516	01/12/22 13:35	BMB	TAL BUF
TCLP	Analysis	7470A		1	611585	01/12/22 16:33	BMB	TAL BUF
Total/NA	Analysis	1010A		1	611283	01/10/22 16:22	EJL	TAL BUF
Total/NA	Prep	7.3.3			610888	01/05/22 08:30	JGO	TAL BUF
Total/NA	Analysis	9012		1	610967	01/06/22 09:58	JGO	TAL BUF
Total/NA	Prep	7.3.4			610885	01/05/22 08:30	JGO	TAL BUF
Total/NA	Analysis	9034		1	610886	01/05/22 13:30	JGO	TAL BUF
Total/NA	Analysis	9045C		1	610758	01/04/22 11:00	KEB	TAL BUF

Lab Chronicle

Client: Brydges Engineering in Environment & Energy DPC
Project/Site: Pilgrim Village Senior

Job ID: 480-193831-1

Client Sample ID: PS22
Date Collected: 12/28/21 15:18
Date Received: 12/29/21 13:40

Lab Sample ID: 480-193831-22
Matrix: Solid

Prep Type	Batch Type	Batch Method	Run	Dilution Factor	Batch Number	Prepared or Analyzed	Analyst	Lab
Total/NA	Analysis	Moisture		1	610558	12/30/21 17:02	IMZ	TAL BUF

Client Sample ID: PS22
Date Collected: 12/28/21 15:18
Date Received: 12/29/21 13:40

Lab Sample ID: 480-193831-22
Matrix: Solid
Percent Solids: 81.0

Prep Type	Batch Type	Batch Method	Run	Dilution Factor	Batch Number	Prepared or Analyzed	Analyst	Lab
Total/NA	Prep	5035A_H			610683	01/04/22 07:52	JLS	TAL BUF
Total/NA	Analysis	8015D		1	610704	01/04/22 13:20	JLS	TAL BUF
Total/NA	Prep	3550C			610609	01/03/22 08:28	VXF	TAL BUF
Total/NA	Analysis	8015D		1	610596	01/04/22 08:21	JLS	TAL BUF
Total/NA	Prep	3550C			610624	01/03/22 09:57	JMP	TAL BUF
Total/NA	Analysis	8082A		1	610755	01/04/22 23:12	W1T	TAL BUF

Client Sample ID: PS23
Date Collected: 12/28/21 15:24
Date Received: 12/29/21 13:40

Lab Sample ID: 480-193831-23
Matrix: Solid

Prep Type	Batch Type	Batch Method	Run	Dilution Factor	Batch Number	Prepared or Analyzed	Analyst	Lab
TCLP	Leach	1311			610787	01/04/22 16:03	LMS	TAL BUF
TCLP	Analysis	8260C		10	610929	01/06/22 16:27	WJD	TAL BUF
TCLP	Leach	1311			610766	01/04/22 14:10	LMS	TAL BUF
TCLP	Prep	3510C			610890	01/05/22 14:39	JMP	TAL BUF
TCLP	Analysis	8270D		1	610941	01/06/22 18:42	JMM	TAL BUF
TCLP	Leach	1311			610766	01/04/22 14:10	LMS	TAL BUF
TCLP	Prep	3510C			610864	01/05/22 11:24	JMP	TAL BUF
TCLP	Analysis	8081B		1	610920	01/06/22 16:50	JLS	TAL BUF
TCLP	Leach	1311			610766	01/04/22 14:10	LMS	TAL BUF
TCLP	Prep	8151A			610943	01/06/22 09:01	JMP	TAL BUF
TCLP	Analysis	8151		1	611060	01/07/22 20:22	MAN	TAL BUF
TCLP	Leach	1311			610766	01/04/22 14:10	LMS	TAL BUF
TCLP	Prep	3010A			610865	01/06/22 08:15	ADM	TAL BUF
TCLP	Analysis	6010C		1	611065	01/06/22 15:10	AMH	TAL BUF
TCLP	Leach	1311			610766	01/04/22 14:10	LMS	TAL BUF
TCLP	Prep	7470A			611516	01/12/22 13:35	BMB	TAL BUF
TCLP	Analysis	7470A		1	611585	01/12/22 16:34	BMB	TAL BUF
Total/NA	Analysis	1010A		1	611277	01/10/22 16:05	EJL	TAL BUF
Total/NA	Prep	7.3.3			610987	01/06/22 12:52	JGO	TAL BUF
Total/NA	Analysis	9012		1	611003	01/06/22 13:25	JGO	TAL BUF
Total/NA	Prep	7.3.4			610992	01/06/22 12:52	JGO	TAL BUF
Total/NA	Analysis	9034		1	611057	01/06/22 13:00	JGO	TAL BUF
Total/NA	Analysis	9045C		1	610758	01/04/22 11:00	KEB	TAL BUF
Total/NA	Analysis	Moisture		1	610558	12/30/21 17:02	IMZ	TAL BUF

Lab Chronicle

Client: Brydges Engineering in Environment & Energy DPC
Project/Site: Pilgrim Village Senior

Job ID: 480-193831-1

Client Sample ID: PS23

Date Collected: 12/28/21 15:24
Date Received: 12/29/21 13:40

Lab Sample ID: 480-193831-23

Matrix: Solid
Percent Solids: 82.0

Prep Type	Batch Type	Batch Method	Run	Dilution Factor	Batch Number	Prepared or Analyzed	Analyst	Lab
Total/NA	Prep	5035A_H			610683	01/04/22 07:52	JLS	TAL BUF
Total/NA	Analysis	8015D		1	610704	01/04/22 13:56	JLS	TAL BUF
Total/NA	Prep	3550C			610609	01/03/22 08:28	VXF	TAL BUF
Total/NA	Analysis	8015D		1	610596	01/04/22 08:57	JLS	TAL BUF
Total/NA	Prep	3550C			610624	01/03/22 09:57	JMP	TAL BUF
Total/NA	Analysis	8082A		1	610755	01/04/22 23:25	W1T	TAL BUF

Laboratory References:

TAL BUF = Eurofins Buffalo, 10 Hazelwood Drive, Amherst, NY 14228-2298, TEL (716)691-2600

Accreditation/Certification Summary

Client: Brydges Engineering in Environment & Energy DPC
Job ID: 480-193831-1
Project/Site: Pilgrim Village Senior

Laboratory: Eurofins Buffalo

Unless otherwise noted, all analytes for this laboratory were covered under each accreditation/certification below.

Authority	Program	Identification Number	Expiration Date
New York	NELAP	10026	04-01-22

The following analytes are included in this report, but the laboratory is not certified by the governing authority. This list may include analytes for which the agency does not offer certification.

Analysis Method	Prep Method	Matrix	Analyte
7470A	7470A	Solid	Mercury
9012	7.3.3	Solid	Cyanide, Reactive
9034	7.3.4	Solid	Sulfide, Reactive
9045C		Solid	pH
9045C		Solid	Temperature
Moisture		Solid	Percent Moisture
Moisture		Solid	Percent Solids

Method Summary

Client: Brydges Engineering in Environment & Energy DPC
Project/Site: Pilgrim Village Senior

Job ID: 480-193831-1

Method	Method Description	Protocol	Laboratory
8260C	TCLP Volatiles	SW846	TAL BUF
8270D	Semivolatile Organic Compounds (GC/MS)	SW846	TAL BUF
8015D	Gasoline Range Organics (GRO) (GC)	SW846	TAL BUF
8015D	Diesel Range Organics (DRO) (GC)	SW846	TAL BUF
8081B	Organochlorine Pesticides (GC)	SW846	TAL BUF
8082A	Polychlorinated Biphenyls (PCBs) by Gas Chromatography	SW846	TAL BUF
8151	TCLP Herbicides	SW846	TAL BUF
6010C	Metals (ICP)	SW846	TAL BUF
7470A	TCLP Mercury	SW846	TAL BUF
1010A	Ignitability, Pensky-Martens Closed-Cup Method	SW846	TAL BUF
9012	Cyanide, Reactive	SW846	TAL BUF
9034	Sulfide, Reactive	SW846	TAL BUF
9045C	pH	SW846	TAL BUF
Moisture	Percent Moisture	EPA	TAL BUF
1311	TCLP Extraction	SW846	TAL BUF
3010A	Preparation, Total Metals	SW846	TAL BUF
3510C	Liquid-Liquid Extraction (Separatory Funnel)	SW846	TAL BUF
3550C	Ultrasonic Extraction	SW846	TAL BUF
5030C	Purge and Trap	SW846	TAL BUF
5035A_H	Closed System Purge and Trap	SW846	TAL BUF
7.3.3	Cyanide, Reactive	SW846	TAL BUF
7.3.4	Sulfide, Reactive	SW846	TAL BUF
7470A	Preparation, Mercury	SW846	TAL BUF
8151A	Extraction (Herbicides)	SW846	TAL BUF

Protocol References:

EPA = US Environmental Protection Agency

SW846 = "Test Methods For Evaluating Solid Waste, Physical/Chemical Methods", Third Edition, November 1986 And Its Updates.

Laboratory References:

TAL BUF = Eurofins Buffalo, 10 Hazelwood Drive, Amherst, NY 14228-2298, TEL (716)691-2600

Sample Summary

Client: Brydges Engineering in Environment & Energy DPC
Project/Site: Pilgrim Village Senior

Job ID: 480-193831-1

Lab Sample ID	Client Sample ID	Matrix	Collected	Received
480-193831-1	PS1	Solid	12/28/21 13:12	12/29/21 13:40
480-193831-2	PS2	Solid	12/28/21 13:18	12/29/21 13:40
480-193831-3	PS3	Solid	12/28/21 13:24	12/29/21 13:40
480-193831-4	PS4	Solid	12/28/21 13:30	12/29/21 13:40
480-193831-5	PS5	Solid	12/28/21 13:36	12/29/21 13:40
480-193831-6	PS6	Solid	12/28/21 13:42	12/29/21 13:40
480-193831-7	PS7	Solid	12/28/21 13:48	12/29/21 13:40
480-193831-8	PS8	Solid	12/28/21 13:54	12/29/21 13:40
480-193831-9	PS9	Solid	12/28/21 14:00	12/29/21 13:40
480-193831-10	PS10	Solid	12/28/21 14:06	12/29/21 13:40
480-193831-11	PS11	Solid	12/28/21 14:12	12/29/21 13:40
480-193831-12	PS12	Solid	12/28/21 14:18	12/29/21 13:40
480-193831-13	PS13	Solid	12/28/21 14:24	12/29/21 13:40
480-193831-14	PS14	Solid	12/28/21 14:30	12/29/21 13:40
480-193831-15	PS15	Solid	12/28/21 14:36	12/29/21 13:40
480-193831-16	PS16	Solid	12/28/21 14:42	12/29/21 13:40
480-193831-17	PS17	Solid	12/28/21 14:48	12/29/21 13:40
480-193831-18	PS18	Solid	12/28/21 14:54	12/29/21 13:40
480-193831-19	PS19	Solid	12/28/21 15:00	12/29/21 13:40
480-193831-20	PS20	Solid	12/28/21 15:06	12/29/21 13:40
480-193831-21	PS21	Solid	12/28/21 15:12	12/29/21 13:40
480-193831-22	PS22	Solid	12/28/21 15:18	12/29/21 13:40
480-193831-23	PS23	Solid	12/28/21 15:24	12/29/21 13:40

Eurofins TestAmerica, Buffalo
10 Hazelwood Drive
Amherst, NY 14228-2298
Phone: 716-691-2600 Fax: 716-691-7991

Chain of Custody Record

eurofins | Environment Testing America

Client Information	Sampler: Jesse	Lab PM: Giacomazza, Joe V	Carrier Tracking No(s):	COC No. 480-169013-36909.1
Client Contact: Jake Tracy	Phone:	E-Mail: joe.giacomazza@testamericainc.com	State of Origin: NY	Page: Page 1 of 3
Company: Brydges Engineering in Environment & Energy DPC	PWSID:			Job #:
Address: 960 Busti Ave Suite B-150	Due Date Requested:			
City: Buffalo	TAT Requested (days): 10 DAY			
State, Zip: NY, 14213	Compliance Project: ☑ Yes Δ No			
Phone: 716.249.6880	PO #: Purchase Order not required			
Email: jtracy@be3corp.com	WO #:			
Project Name: BE3 Corp	Project #: 48024347			
Site: Pilgrim Village Senior	SSOW#:			

Analysis Requested

480-193831 Chain of Custody

H - Ascorbic Acid
I - Ice
J - DI Water
K - EDTA
L - EDA
S - H2SO4
T - TSP Dodecahydrate
U - Acetone
V - MCAA
W - pH 4-5
Z - other (specify)
Other:

Sample Identification	Sample Date	Sample Time	Sample Type (C=comp, G=grab)	Matrix (W=water, S=solid, O=waste/oil, BT=Tissue, A=Air)	Field Filtered Sample (Yes or No)	Perform MS/MSD (Yes or No)	9012_ReactiveCN, 9034_Reactive	6010C, 7470A, 8081B, 8151A, 8270D	8260C - TCLP Volatiles	1010A, 9045C	8015D_DRO, 8082A	8015D_GRO - GRO	Total Number of containers	Special Instructions/Note:
			Preservation Code:				N	N	N	N	N	N		
PS1	12/28/21	1312	C	Solid	N	Y	X	X	X	X	X	X	5	
PS2		1318		Solid			X	X	X	X	X	X		
PS3		1324		Solid			X	X	X	X	X	X		
PS4		1330		Solid			X	X	X	X	X	X		
PS5		1336		Solid			X	X	X	X	X	X		
~~PS7~~ PS6		1342		Solid			X	X	X	X	X	X		
~~PS8~~ PS7		1348		Solid			X	X	X	X	X	X		
~~PS9~~ PS8		1354		Solid			X	X	X	X	X	X		
~~PS10~~ PS9		1400		Solid			X	X	X	X	X	X		
~~PS11~~ PS10		1406		Solid			X	X	X	X	X	X		
PS11		1412		Solid			X	X	X	X	X	X		

Possible Hazard Identification
☑ Non-Hazard ☐ Flammable ☐ Skin Irritant ☐ Poison B ☐ Unknown ☐ Radiological

Sample Disposal (A fee may be assessed if samples are retained longer than 1 month)
☐ Return To Client ☑ Disposal By Lab ☐ Archive For _____ Months

Deliverable Requested: I, II, III, IV, Other (specify)

Special Instructions/QC Requirements:

Empty Kit Relinquished by:	Date:	Time:	Method of Shipment:

Relinquished by	Date/Time	Company	Received by	Date/Time	Company
			Jen Johnson	12/29/21 1340	ETA
Relinquished by	Date/Time	Company	Received by	Date/Time	Company
Relinquished by	Date/Time	Company	Received by	Date/Time	Company

Custody Seals Intact: Δ Yes Δ No | Custody Seal No.:

Cooler Temperature(s) °C and Other Remarks: IR Gun 13.0 no ICE

Ver: 06/08/2021

Eurofins TestAmerica, Buffalo
10 Hazelwood Drive
Amherst, NY 14228-2298
Phone: 716-691-2600 Fax: 716-691-7991

Chain of Custody Record

eurofins | Environment Testing America

Client Information	Sampler: JESSE	Lab PM: Giacomazza, Joe V	Carrier Tracking No(s):	COC No: 480-169013-36909.2
Client Contact: Jake Tracy	Phone:	E-Mail: joe.giacomazza@testamericainc.com	State of Origin: NY	Page: Page 2 of 3
Company: Brydges Engineering in Environment & Energy DPC	PWSID:			Job #: 8046
Address: 960 Busti Ave Suite B-150	Due Date Requested:			
City: Buffalo	TAT Requested (days): 10 DAY			
State, Zip: NY, 14213	Compliance Project: ✓ Yes Δ No			
Phone: 716.249.6880	PO #: Purchase Order not required			
Email: jtracy@be3corp.com	WO #:			
Project Name: BE3 Corp	Project #: 48024347			
Site: PILGRIM VILLAGE SENIOR	SSOW#:			

Analysis Requested

Preservation Codes:

A - HCL, B - NaOH, C - Zn Acetate, D - Nitric Acid, E - NaHSO4, F - MeOH, G - Amchlor, H - Ascorbic Acid, I - Ice, J - DI Water, K - EDTA, L - EDA, M - Hexane, N - None, O - AsNaO2, P - Na2O4S, Q - Na2SO3, R - Na2S2O3, S - H2SO4, T - TSP Dodecahydrate, U - Acetone, V - MCAA, W - pH 4-5, Z - other (specify)

Other:

Sample Identification	Sample Date	Sample Time	Sample Type (C=comp, G=grab)	Matrix (W=water, S=solid, O=waste/oil, BT=Tissue, A=Air)	Field Filtered Sample (Yes or No)	Perform MS/MSD (Yes or No)	9012_ReactiveCN, 9034_Reactive	6010C, 7470A, 8081B, 8151A, 8270D	8260C - TCLP Volatiles	1010A, 9045C	8015D_DRO, 8082A	8015D_GRO - GRO	Total Number of containers	Special Instructions/Note:
			Preservation Code:				N	N	N	N	N	N		
PS12	12/28/21	1418	C	Solid	N	Y	X	X	X	X	X	X	5	
PS13		1424		Solid			X	X	X	X	X	X		
PS14		1430		Solid			X	X	X	X	X	X		
PS15		1436		Solid			X	X	X	X	X	X		
PS16		1442		Solid			X	X	X	X	X	X		
PS17		1448		Solid			X	X	X	X	X	X		
PS18		1454		Solid			X	X	X	X	X	X		
PS19		1500		Solid			X	X	X	X	X	X		
PS20		1506		Solid			X	X	X	X	X	X		
PS21		1512		Solid			X	X	X	X	X	X		
PS22		1518		Solid			X	X	X	X	X	X		

Possible Hazard Identification
☑ Non-Hazard ☐ Flammable ☐ Skin Irritant ☐ Poison B ☐ Unknown ☐ Radiological

Sample Disposal (A fee may be assessed if samples are retained longer than 1 month)
☐ Return To Client ☑ Disposal By Lab ☐ Archive For ____ Months

Deliverable Requested: I, II, III, IV, Other (specify)

Special Instructions/QC Requirements:

Empty Kit Relinquished by:	Date:	Time:	Method of Shipment:

Relinquished by	Date/Time	Company	Received by	Date/Time	Company
			[signature]	12/29/21 1340	[signature]

Custody Seals Intact: Δ Yes Δ No	Custody Seal No.:	Cooler Temperature(s) °C and Other Remarks:

Ver: 06/08/2021

Eurofins TestAmerica, Buffalo
10 Hazelwood Drive
Amherst, NY 14228-2298
Phone: 716-691-2600 Fax: 716-691-7991

Chain of Custody Record

eurofins | Environment Testing America

Client Information	Sampler: JESSE	Lab PM: Giacomazza, Joe V	Carrier Tracking No(s):	COC No: 480-169013-36909.3
Client Contact: Jake Tracy	Phone:	E-Mail: joe.giacomazza@testamericainc.com	State of Origin: NY	Page: Page 3 of 3
Company: Brydges Engineering in Environment & Energy DPC	PWSID:			Job #: 8046
Address: 960 Busti Ave Suite B-150	Due Date Requested:			
City: Buffalo	TAT Requested (days):			
State, Zip: NY, 14213	Compliance Project: Δ Yes Δ No			
Phone: 716.249.6880	PO #: Purchase Order not required			
Email: jtracy@be3corp.com	WO #:			
Project Name: BE3 Corp	Project #: 48024347			
Site: PILGRIM VILLAGE SENIOR	SSOW#:			

Analysis Requested

Preservation Codes:
A - HCL, B - NaOH, C - Zn Acetate, D - Nitric Acid, E - NaHSO4, F - MeOH, G - Amchlor, H - Ascorbic Acid, I - Ice, J - DI Water, K - EDTA, L - EDA
M - Hexane, N - None, O - AsNaO2, P - Na2O4S, Q - Na2SO3, R - Na2S2O3, S - H2SO4, T - TSP Dodecahydrate, U - Acetone, V - MCAA, W - pH 4-5, Z - other (specify)
Other:

Sample Identification	Sample Date	Sample Time	Sample Type (C=comp, G=grab)	Matrix (W=water, S=solid, O=waste/oil, BT=Tissue, A=Air)	Field Filtered Sample (Yes or No)	Perform MS/MSD (Yes or No)	9012_ReactiveCN, 9034_Reactive	6010C, 7470A, 8081B, 8151A, 8270D	8260C - TCLP Volatiles	1010A, 9045C	8015D_DRO, 8082A	8015D_GRO - GRO	Total Number of containers	Special Instructions/Note:
			Preservation Code:		X	X	N	N	N	N	N	N	X	
PS23	12/28/21	1524	C	Solid	N	Y	X	X	X	X	X	X	5	
				~~Solid~~										

Possible Hazard Identification
☑ Non-Hazard ☐ Flammable ☐ Skin Irritant ☐ Poison B ☐ Unknown ☐ Radiological

Sample Disposal (A fee may be assessed if samples are retained longer than 1 month)
☐ Return To Client ☑ Disposal By Lab ☐ Archive For ____ Months

Deliverable Requested: I, II, III, IV, Other (specify)

Special Instructions/QC Requirements:

Empty Kit Relinquished by: | Date: | Time: | Method of Shipment:

Relinquished by:	Date/Time:	Company	Received by:	Date/Time:	Company
Relinquished by:	Date/Time:	Company	Received by:	Date/Time:	Company
Relinquished by:	Date/Time:	Company	Received by:	Date/Time: 12/27/21 1340	Company

Custody Seals Intact: Δ Yes Δ No | Custody Seal No.: | Cooler Temperature(s) °C and Other Remarks:

Ver: 06/08/2021

Login Sample Receipt Checklist

Client: Brydges Engineering in Environment & Ene

Job Number: 480-193831-1

Login Number: 193831
List Number: 1
Creator: Sabuda, Brendan D

List Source: Eurofins Buffalo

Question	Answer	Comment
Radioactivity either was not measured or, if measured, is at or below background	True	
The cooler's custody seal, if present, is intact.	True	
The cooler or samples do not appear to have been compromised or tampered with.	True	
Samples were received on ice.	False	
Cooler Temperature is acceptable.	True	
Cooler Temperature is recorded.	True	17.2 16.1 13.0 #1 no ice
COC is present.	True	
COC is filled out in ink and legible.	True	
COC is filled out with all pertinent information.	True	
Is the Field Sampler's name present on COC?	True	
There are no discrepancies between the sample IDs on the containers and the COC.	True	
Samples are received within Holding Time (Excluding tests with immediate HTs)..	True	
Sample containers have legible labels.	True	
Containers are not broken or leaking.	True	
Sample collection date/times are provided.	True	
Appropriate sample containers are used.	True	
Sample bottles are completely filled.	True	
Sample Preservation Verified	True	
There is sufficient vol. for all requested analyses, incl. any requested MS/MSDs	True	
VOA sample vials do not have headspace or bubble is <6mm (1/4") in diameter.	True	
If necessary, staff have been informed of any short hold time or quick TAT needs	True	
Multiphasic samples are not present.	True	
Samples do not require splitting or compositing.	True	
Sampling Company provided.	True	
Samples received within 48 hours of sampling.	True	
Samples requiring field filtration have been filtered in the field.	True	
Chlorine Residual checked.	True	

DATA USABILITY SUMMARY REPORT (DUSR)

Pilgrim Village Senior
951 Ellicott St.
Buffalo, NY 14209
NYSDEC BCP # C915363

SDG: J196877-1
11 soil samples

Prepared for:

BE3 Corp.
960 Busti Avenue
Suite 150-B
Buffalo, NY 14213
Attention: Dalton Stack

May 2022

EDU *Environmental Data Usability 10028 Deer Park Dr. Dansville, NY 14437 585-991-9156*

Table of Contents

Page No.

REVIEWER'S NARRATIVE

1.0 SUMMARY 1

2.0 INTRODUCTION 1

3.0 SAMPLE AND ANALYSIS SUMMARY 2

4.0 GUIDANCE DOCUMENTS AND DATA REVIEW CRITERIA 2

5.0 DATA VALIDATION QUALIFIERS 3

6.0 RESULTS OF THE DATA REVIEW 4

7.0 TOTAL USABLE DATA 4

APPENDIX A Validated Analytical Results
APPENDIX B Laboratory QC Documentation
APPENDIX C Validator Qualifications

Tables

Table 4-1 Data Validation Guidance Documents
Table 4-2 Quality Control Criteria for Validating Laboratory Analytical Data

Summaries of Validated Results
Table 6-1 VOCs
Table 6-2 SVOCs
Table 6-3 Pesticides
Table 6-4 PCBs
Table 6-5 Metals

REVIEWER'S NARRATIVE
BE3 SDG J196877-1: Pilgrim Village Senior

The data associated with this Sample Delivery Group (SDG) J196877-1, analyzed by Eurofins Buffalo, Buffalo, NY have been reviewed in accordance with assessment criteria provided by the New York State Department of Environmental Conservation following the review procedures provided in the USEPA Functional Guidelines for evaluating organic and inorganic data.

All analytical results reported by the laboratory are considered valid and acceptable except results that have been qualified as rejected, “R”. Results qualified as estimated “J”, or as non-detects, “U”, are considered usable for the purpose of evaluating water and/or soil quality. However, these qualifiers indicate that the accuracy and/or precision of the analytical result is questionable. A summary of all data that have been qualified and the reasons for qualification are provided in the following data usability summary report (DUSR).

Two facts should be noted by all data users. First, the “R” qualifier means that the associated value is unusable. In other words, due to significant quality control (QC) problems, the analysis is invalid and provides no information as to whether the analyte is present or not. Values qualified with an “R” should not appear on the final data tables because they cannot be relied upon, even as the last resort. Second, no analyte concentration, even if it has passed all QC tests, is guaranteed to be accurate. Strict QC serves to increase confidence in data, but any value potentially contains error.

Reviewer's Signature: Michael K. Perry Date: 5/31/2022

Michael K. Perry
Chemist

1.0 SUMMARY

SITE:	Pilgrim Village Senior 951 Ellicott St. Buffalo, NY 14209
SAMPLING DATE:	April 15, 2022
SAMPLE TYPE:	11 soil samples
LABORATORY:	Eurofins Buffalo Buffalo, NY
SDG No.:	J196877-1

2.0 INTRODUCTION

This data usability summary report (DUSR) was prepared in accordance with guidance provided by the New York State Department of Environmental Conservation (NYSDEC). The DUSR is based on a review and evaluation of the laboratory analytical data package. Specifically, the NYSDEC guidance recommends review and evaluation of the following elements of the data package:

- Completeness of the data package as defined under the requirements of the NYSDEC Analytical Services Protocols (ASP) Category B or the United States Environmental Protection Agency (USEPA) Contract Laboratory Program (CLP) deliverables,
- Compliance with established analyte holding times,
- Adherence to quality control (QC) limits and specifications for blanks, instrument tuning and calibration, surrogate recoveries, spike recoveries, laboratory duplicate analyses, and other QC criteria,
- Adherence to established analytical protocols,
- Conformance of data summary sheets with raw analytical data, and
- Use of correct data qualifiers.

Data deficiencies, analytical protocol deviations, and quality control problems identified using the review criteria above and their effect on the analytical results are discussed in this report.

3.0 SAMPLE AND ANALYSIS SUMMARY

The data package consists of analytical results for eleven soil samples collected on April 15, 2022. These samples were analyzed for Volatile Organic Compounds (VOCs), Semi-volatile Organic Compounds (SVOCs), Pesticides, PCBs, and Metals.

All analyses were performed by Eurofins Buffalo, Buffalo, NY and analyzed as SDG J196877-1. The analytical results were provided in NYSDEC ASP Category B format, which includes all raw analytical data and laboratory QC data.

4.0 GUIDANCE DOCUMENTS AND DATA REVIEW CRITERIA

The guidance documents appropriate for reviewing laboratory quality control (QC) data and assigning data qualifiers (flags) to analytical results were selected from those listed in Table 4-1. The QC limits established in the documents applicable to this data review were used to assess the quality of the analytical results. In some cases, however, QC limits established internally by the laboratory were taken into account to determine data quality.

The QC criteria considered for assessing the usability of the reported analytical results provided for each analyte type (i.e. VOCs, SVOCs, metals, etc.) are listed in Table 4-2. These criteria may vary with the analytical method utilized by the laboratory. These criteria comply with the guidance recommended in Section 2.0 above.

5.0 DATA VALIDATION QUALIFIERS

The letter qualifiers (flags) used to define data usability are described briefly below. These letters are assigned by the data validator to analytical results having questionable accuracy and/or precision as determined by reviewing the laboratory QC data associated with the analytical results.

TABLE 4-1

Guidance Used For Validating Laboratory Analytical Data

Analyte Group	Guidance	Date
Metals (ICP-AES)	USEPA SOP HW-3a, Rev. 1	September 2016
Metals (Hg & CN)	USEPA SOP HW-3c, Rev. 1	September 2016
Volatile Organic Compounds (by Methods 8260B & 8260C)	USEPA SOP HW-24, Rev. 4	September 2014
Semi-Volatile Organic Compounds (by Method 8270D)	USEPA SOP HW-22 Rev. 5	December 2010
Pesticides (by Method 8181B)	USEPA SOP HW-44, Rev. 1.1	December 2010
Chlorinated Herbicides (by Method 8151A)	USEPA SOP HW-17, Rev. 3.1	December 2010
Polychlorinated Biphenyls (PCBs)	USEPA SOP HW-37A, Rev. 0	June 2015
Volatile Organic Compounds (Air) (by Method TO-15)	USEPA SOP HW-31, Rev. 6	September 2016
Per- and PolyFluoroAlkyl Substances (PFAS)	* NYSDEC	January 2021
General Chemistry Parameters	per NYSDEC ASP	July 2005

* Sampling, Analysis, and Assessment of Per- and Polyfluoroalkyl Substances (PFAS) Under NYSDEC's Part 375 Remedial Programs, Appendix I

TABLE 4-2

QUALITY CONTROL CRITERIA USED FOR VALIDATING LABORATORY ANALYTICAL DATA

VOCs	SVOCs	Pesticides/PCBs	Metals	Gen Chemistry	PFAS
Completeness of Pkg	Completeness of Pkg	Completeness of Pkg	Completeness of Pkg	Completeness of Pkg	Completeness of Pkg
Sample Preservation	Sample Preservation	Sample Preservation	Sample Preservation	Sample Preservation	Sample Preservation
Holding Time	Holding Time	Holding Time	Holding Time	Holding Times	Holding Time
System Monitoring Compounds	Surrogate Recoveries	Surrogate Recoveries	Initial/Continuing Calibration	Calibration	Instr Performance Check
Lab Control Sample	Lab Control Sample	Matrix Spikes	CRDL Standards	Lab Control Samples	Initial Calibration
Matrix Spikes	Matrix Spikes	Blanks	Blanks	Blanks	Continuing Calibration
Blanks	Blanks	Instrument Calibration & Verification	Interference Check Sample	Spike Recoveries	Blanks
Instrument Tuning	Instrument Tuning	Comparison of duplicate GC column results	Spike Recoveries	Lab Duplicates	Surrogates
Internal Standards	Internal Standards	Analyte ID	Lab Duplicate		Lab Fortified Blank
Initial Calibration	Initial Calibration	Lab Qualifiers	Lab Control Sample		Matrix Spikes
Continuing Calibration	Continuing Calibration	Field Duplicate	ICP Serial Dilutions		Internal Standards
Lab Qualifiers	Lab Qualifiers		Lab Qualifiers		
Field Duplicate	Field Duplicate		Field Duplicate		

Method TO-15 (Air)
Completeness of Pkg
Sample Preservation
Holding Time
Canister Certification
Instrument Tuning
Initial Calibration and Instrument Performance
Daily Calibration
Blanks
Lab Control Sample
Field Duplicate

The laboratory may also use various letters and symbols to flag analytical results generated when QC limits were exceeded. The meanings of these flags may differ from those used by the independent data validator. Those used by the laboratory are provided with the analytical results.

NOTE: The assignment of data qualifiers by the data reviewer (validator) to laboratory analytical results should not necessarily be interpreted by the data user as a measure of laboratory ability or proficiency. Rather, the qualifiers are intended to provide a measure of data accuracy and precision to the data user, which, for example, may provide a level of confidence in determining whether or not standards or cleanup objectives have been met.

U The analyte was analyzed for but was not detected at or above the sample quantitation limit.

J The analyte was positively identified; the associated numerical value is the *approximate* concentration of the analyte in the sample. (The magnitude of any ± value associated with the result is not determined by data validation).

J+ The result is an estimated quantity and may be biased high.

J- The result is an estimated quantity and may be biased low.

UJ The analyte was analyzed for but not detected. The reported quantitation limit is approximate and may inaccurate or imprecise.

R The sample result is rejected (i.e., is unusable) due to serious deficiencies in the ability to analyze the sample and meet quality control criteria. The presence or absence of the analyte cannot be verified.

NJ The analysis indicates the presence of an analyte that has been "tentatively identified" and the associated numerical value represents its approximate concentration.

The validated analytical results are attached to this report. Validation qualifiers (flags) are indicated in red print. Data sheets having qualified data are signed and dated by the data reviewer.

6.0 RESULTS OF THE DATA REVIEW

The results of the data review are summarized in Tables 6-1 through 6-5. The tables list the samples where QC criteria were found to exceed acceptable limits and the actions taken to qualify the associated analytical results.

7.0 TOTAL USABLE DATA

For SDG J196877-1, eleven samples were analyzed and results were reported for 1371 analytes. Even though some results were flagged with a "J" as estimated, all results (100 %) are considered usable. See the summary table for the analyses that have rejected/qualified and the corresponding QC reasons.

NOTE: 1) As noted by the laboratory, the soil samples were not collected following SW846 5035A protocol. This adds an element of uncertainty to the analytical results for volatile organic analytes (VOAs). Although not specifically indicated on the final data sheets with a "J" flag, the VOA analytical results should be considered estimated, but usable.

Table 6-1 8260 VOCs

SAMPLES AFFECTED	ANALYTES	ACTION	QC VIOLATION	COMMENTS
SE-09	MEK	J detects UJ non-detects	MS/MSD < QC limit	Data are estimated
All samples	Methylene chloride Toluene	CRQL-U	Detected in method blank	All detected data changed to non-detect
All samples	Dichlorodifluoromethane Vinyl chloride Trichlorofluoromethane	J detects UJ non-detects	CCV > QC limit	Data are estimated

Table 6-2 8270 SVOCs

SAMPLES AFFECTED	ANALYTES	ACTION	QC VIOLATION	COMMENTS
none			none	

Table 6-3 Pesticides

SAMPLES AFFECTED	ANALYTES	ACTION	QC VIOLATION	COMMENTS
none			none	

Table 6-4 PCBs

SAMPLES AFFECTED	ANALYTES	ACTION	QC VIOLATION	COMMENTS
none			none	

Table 6-5 Metals

SAMPLES AFFECTED	ANALYTES	ACTION	QC VIOLATION	COMMENTS
none			none	

ACRONYMS

BSP	Blank Spike
CCAL	Continuing Calibration
CCB	Continuing Calibration Blank
CCV	Continuing Calibration Verification
CRDL	Contract Required Detection Limit
CRQL	Contract Required Quantitation Limit
%D	Percent Difference
ICAL	Initial Calibration
ICB	Initial Calibration Blank
IS	Internal Standard
LCS	Laboratory Control Sample
MS/MSD	Matrix Spike/Matrix Spike Duplicate
QA	Quality Assurance
QC	Quality Control
%R	Percent recovery
RPD	Relative Percent Difference
RRF	Relative Response Factor
%RSD	Percent Relative Standard Deviation
TAL	Target Analyte List (metals)
TCL	Target Compound List (organics)

Appendix A

Validated Analytical Results

ANALYTICAL REPORT

Job Number: 480-196877-1

Job Description: Pilgrim Village Senior

For:
Brydges Engineering in Environment & Energy DPC
960 Busti Ave
Suite B-150
Buffalo, NY 14213

Attention: Mr. Dalton Stack

Approved for release.
Rebecca M Jones
Project Management Assistant I
4/28/2022 1:05 PM

Designee for
John Beninati, Project Manager
10 Hazelwood Drive, Amherst, NY, 14228-2298
(716)504-9874
John.Beninati@et.eurofinsus.com
04/28/2022

The test results in this report meet all NELAP requirements for parameters for which accreditation is required or available. Any exceptions to the NELAP requirements are noted in this report. Pursuant to NELAP, this report may not be reproduced, except in full, without the written approval of the laboratory. This report is confidential and is intended for the sole use of Eurofins Environment Testing Northeast, LLC Buffalo and its client. All questions regarding this report should be directed to the Eurofins Environment Testing Northeast, LLC Buffalo Project Manager or designee who has signed this report.

The test results in this report relate only to the samples as received by the laboratory and will meet all requirements of the methodology, with any exceptions noted. This report shall not be reproduced except in full, without the express written approval of the laboratory. All questions should be directed to the Eurofins Environment Testing Northeast, LLC Project Manager.

This report has been electronically signed and authorized by the signatory. Electronic signature is intended to be the legally binding equivalent of a traditionally handwritten signature.

Eurofins Buffalo
10 Hazelwood Drive, Amherst, NY 14228-2298
Tel (716) 691-2600 Fax (716) 691-7991 www.EurofinsUS.com

Job Narrative
480-196877-1

Comments
No additional comments.

Receipt
The samples were received on 4/15/2022 2:55 PM. Unless otherwise noted below, the samples arrived in good condition, and where required, properly preserved and on ice. The temperature of the cooler at receipt was 17.2º C.

GC/MS VOA
Method 8260C: The continuing calibration verification (CCV) associated with batch 480-622335 recovered above the upper control limit for Trichlorofluoromethane and Vinyl chloride. The samples associated with this CCV were non-detects for the affected analytes; therefore, the data have been reported. The associated samples are impacted: SB-01 (480-196877-1), SB-02 (480-196877-2), SB-03 (480-196877-3), SB-04 (480-196877-4), SB-05 (480-196877-5), SB-06 (480-196877-6), SB-07 (480-196877-7), SB-08 (480-196877-8), SD-09 (480-196877-10) and SE-09 (480-196877-11).

Method 8260C: The method blank for preparation batch 480-622333 and analytical batch 480-622335 contained Methylene Chloride above the reporting limit (RL). This compound is considered a common laboratory contaminant. The associated samples were not re-extracted and/or re-analyzed because the concentration of the common lab contaminant in the method blank was less than 5 times the RL. The following samples are affected: SB-01 (480-196877-1), SB-02 (480-196877-2), SB-03 (480-196877-3), SB-04 (480-196877-4), SB-05 (480-196877-5), SB-06 (480-196877-6), SB-07 (480-196877-7), SB-08 (480-196877-8), SD-09 (480-196877-10) and SE-09 (480-196877-11).

No additional analytical or quality issues were noted, other than those described above or in the Definitions/Glossary page.

GC/MS Semi VOA
Method 8270D: The following compound has been spiked at a level above the upper range of the initial calibration: Benzaldehyde. The laboratory control sample (LCS) associated with preparation batch 480-622163 and analytical batch 480-622578 recovered within acceptable limits for this analyte and has been qualified with an "E" flag.

No additional analytical or quality issues were noted, other than those described above or in the Definitions/Glossary page.

GC Semi VOA
Method 8082A: The following samples are associated with a continuing calibration verification (CCV 480-622459/29) that had recoveries for the surrogate Decachlorobiphenyl that were above acceptance limits: SD-09 (480-196877-10) and SE-09 (480-196877-11). The secondary surrogate Tetrachloro-m-xylene is within limits. Therefore, the data has been reported.

Method 8082A: The continuing calibration verification (CCV) associated with batch 480-622459 recovered above the upper control limit for PCB-1260. The samples associated with this CCV were non-detects for the affected analytes; therefore, the data have been reported. The associated samples are impacted: SD-09 (480-196877-10) and SE-09 (480-196877-11).

No additional analytical or quality issues were noted, other than those described above or in the Definitions/Glossary page.

Metals
No analytical or quality issues were noted, other than those described in the Definitions/Glossary page.

Organic Prep
No analytical or quality issues were noted, other than those described in the Definitions/Glossary page.

Sample Summary

Client: Brydges Engineering in Environment & Energy DPC
Job ID: 480-196877-1
Project/Site: Pilgrim Village Senior

Lab Sample ID	Client Sample ID	Matrix	Collected	Received
480-196877-1	SB-01	Solid	04/15/22 11:40	04/15/22 14:55
480-196877-2	SB-02	Solid	04/15/22 11:50	04/15/22 14:55
480-196877-3	SB-03	Solid	04/15/22 12:00	04/15/22 14:55
480-196877-4	SB-04	Solid	04/15/22 12:10	04/15/22 14:55
480-196877-5	SB-05	Solid	04/15/22 12:20	04/15/22 14:55
480-196877-6	SB-06	Solid	04/15/22 12:25	04/15/22 14:55
480-196877-7	SB-07	Solid	04/15/22 12:30	04/15/22 14:55
480-196877-8	SB-08	Solid	04/15/22 12:35	04/15/22 14:55
480-196877-9	SC-08	Solid	04/15/22 12:40	04/15/22 14:55
480-196877-10	SD-09	Solid	04/15/22 13:50	04/15/22 14:55
480-196877-11	SE-09	Solid	04/15/22 13:45	04/15/22 14:55

10 Hazelwood Drive
Amherst, NY 14228-2298
Phone (716) 691-2600 Phone (716) 691-7991

Chain of Custody Record

eurofins | Environment Te: America

Client Information

Client Contact: Ms. Libby Broderick
Company: Brydges Engineering in Environment & Energy DPC
Address: 960 Busti Ave Suite B-150
City: Buffalo
State, Zip: NY, 14213
Phone: 716-362-6532(Tel)
Email: lbroderick@be3corp.com
Project Name: Pilgrim Village Senior
Site: SENIOR

Sampler: Libby Broderick
Phone: 716-545-2143
PWSID:
Due Date Requested: 5/2/22
TAT Requested (days): 10 DAYS
Compliance Project: Δ Yes Δ No
PO #: Purchase Order not required
WO #:
Project #: 48024824
SSOW#:

Lab PM: Beninati, John
E-Mail: John.Beninati@et.eurofinsus.com
Carrier Tracking No(s):
State of Origin:

COC No: 480-172988-37410.1
Page: Page 1 of 1
Job #:

480-196877 Chain of Custody

Analysis Requested

Sample Identification	Sample Date	Sample Time	Sample Type (C=comp, G=grab)	Matrix (W=water, S=solid, O=waste/oil, BT=Tissue, A=Air)	Field Filtered Sample (Yes or No)	Perform MS/MSD (Yes or No)	6010C, 7471B (MOD - AS,BA,PB,ZN)	8081B, 8082A, 8270D	8260C - TCL VOCs	8270D - TCL SVOCs	6010C - TOTAL METALS	7471B - MERCURY	Total Number of containers	Special Instructions/Note:
			Preservation Code:				N	N	N					
SB-01	4-15-22	11:40	G	Solid	N	N	✓		✓	✓			2	
SB-02		11:50	G	Solid	N	N	✓		✓	✓			2	
SB-03		12:00	G		N	N	✓		✓	✓			2	
SB-04		12:10	G		N	N	✓		✓	✓			2	
SB-05		12:20	G		N	N	✓		✓	✓			2	
SB-06		12:25	G		N	N	✓		✓	✓			2	
SB-07		12:30	G		N	N	✓		✓	✓			2	
SB-08		12:35	G		N	N	✓		✓	✓			2	
SC-08		12:40	G		N	N	✓			✓			1	
SD-09		1:50	G		N	N		✓	✓		✓	✓	3	
SE-09		1:45	G		N	N		✓	✓		✓	✓	3	

J - DI Water
K - EDTA
L - EDA
Other:

- TSP Dodecahydrat
U - Acetone
V - MCAA
W - pH 4-5
Z - other (specify)

Possible Hazard Identification
☐ Non-Hazard ☐ Flammable ☐ Skin Irritant ☐ Poison B ☐ Unknown ☐ Radiological

Sample Disposal (A fee may be assessed if samples are retained longer than 1 month)
☐ Return To Client ☐ Disposal By Lab ☐ Archive For _____ Months

Deliverable Requested: I, II, III, IV, Other (specify)

Special Instructions/QC Requirements:

Empty Kit Relinquished by: | Date: | Time: | Method of Shipment:

Relinquished by	Date/Time	Company	Received by	Date/Time	Company
[signature]	4-15-22 2:55	BE3			
			[signature]	4/15/22 1455	

Custody Seals Intact: Δ Yes Δ No
Custody Seal No.:
Cooler Temperature(s) °C and Other Remarks: 7.2 #1 INVOICE

Ver: 01/16/2019

Method 8260C

Volatile Organic Compounds (GC/MS) by Method 8260C

FORM I
GC/MS VOA ORGANICS ANALYSIS DATA SHEET

Lab Name: Eurofins Buffalo | Job No.: 480-196877-1

SDG No.:

Client Sample ID: SB-01 | Lab Sample ID: 480-196877-1

Matrix: Solid | Lab File ID: M03279.D

Analysis Method: 8260C | Date Collected: 04/15/2022 11:40

Sample wt/vol: 5.04(g) | Date Analyzed: 04/19/2022 20:39

Soil Aliquot Vol: | Dilution Factor: 1

Soil Extract Vol.: | GC Column: ZB-624 (30) VOA ID: 0.25(mm)

% Moisture: 16.8 | Level: (low/med) Low

Analysis Batch No.: 622335 | Units: ug/Kg

CAS NO.	COMPOUND NAME	RESULT	Q	RL	MDL	
71-55-6	1,1,1-Trichloroethane	6.0	U vs	6.0	0.43	
79-34-5	1,1,2,2-Tetrachloroethane	6.0	U vs	6.0	0.97	
76-13-1	1,1,2-Trichloro-1,2,2-trifluoroethane	6.0	U vs	6.0	1.4	
79-00-5	1,1,2-Trichloroethane	6.0	U vs	6.0	0.78	
75-34-3	1,1-Dichloroethane	6.0	U vs	6.0	0.73	
75-35-4	1,1-Dichloroethene	6.0	U vs	6.0	0.73	
120-82-1	1,2,4-Trichlorobenzene	6.0	U vs	6.0	0.36	
96-12-8	1,2-Dibromo-3-Chloropropane	6.0	U vs	6.0	3.0	
106-93-4	1,2-Dibromoethane	6.0	U vs	6.0	0.77	
95-50-1	1,2-Dichlorobenzene	6.0	U vs	6.0	0.47	
107-06-2	1,2-Dichloroethane	6.0	U vs	6.0	0.30	
78-87-5	1,2-Dichloropropane	6.0	U vs	6.0	3.0	
541-73-1	1,3-Dichlorobenzene	6.0	U vs	6.0	0.31	
106-46-7	1,4-Dichlorobenzene	6.0	U vs	6.0	0.83	
78-93-3	2-Butanone (MEK)	30	U vs	30	2.2	
591-78-6	2-Hexanone	30	U vs	30	3.0	
108-10-1	4-Methyl-2-pentanone (MIBK)	30	U vs	30	2.0	
67-64-1	Acetone	30	U vs	30	5.0	
71-43-2	Benzene	6.0	U vs	6.0	0.29	
75-27-4	Bromodichloromethane	6.0	U vs	6.0	0.80	
75-25-2	Bromoform	6.0	U vs	6.0	3.0	
74-83-9	Bromomethane	6.0	U vs	6.0	0.54	
75-15-0	Carbon disulfide	6.0	U vs	6.0	3.0	
56-23-5	Carbon tetrachloride	6.0	U vs	6.0	0.58	
108-90-7	Chlorobenzene	6.0	U vs	6.0	0.79	
75-00-3	Chloroethane	6.0	U vs	6.0	1.3	
67-66-3	Chloroform	6.0	U vs	6.0	0.37	
74-87-3	Chloromethane	6.0	U vs	6.0	0.36	
156-59-2	cis-1,2-Dichloroethene	6.0	U vs	6.0	0.76	
10061-01-5	cis-1,3-Dichloropropene	6.0	U vs	6.0	0.86	
110-82-7	Cyclohexane	6.0	U vs	6.0	0.83	
124-48-1	Dibromochloromethane	6.0	U vs	6.0	0.76	
75-71-8	Dichlorodifluoromethane	6.0	U vs	6.0	0.49	UJ
100-41-4	Ethylbenzene	6.0	U vs	6.0	0.41	
98-82-8	Isopropylbenzene	6.0	U vs	6.0	0.90	

FORM I
GC/MS VOA ORGANICS ANALYSIS DATA SHEET

Lab Name: Eurofins Buffalo | Job No.: 480-196877-1

SDG No.:

Client Sample ID: SB-01 | Lab Sample ID: 480-196877-1

Matrix: Solid | Lab File ID: M03279.D

Analysis Method: 8260C | Date Collected: 04/15/2022 11:40

Sample wt/vol: 5.04(g) | Date Analyzed: 04/19/2022 20:39

Soil Aliquot Vol: | Dilution Factor: 1

Soil Extract Vol.: | GC Column: ZB-624 (30) VOA ID: 0.25(mm)

% Moisture: 16.8 | Level: (low/med) Low

Analysis Batch No.: 622335 | Units: ug/Kg

CAS NO.	COMPOUND NAME	RESULT	Q	RL	MDL	
79-20-9	Methyl acetate	30	U vs	30	3.6	
1634-04-4	Methyl tert-butyl ether	6.0	U vs	6.0	0.59	
108-87-2	Methylcyclohexane	6.0	U vs	6.0	0.91	
75-09-2	Methylene Chloride	12 UJ ~~12~~	B vs	6.0	2.7	
100-42-5	Styrene	6.0	U vs	6.0	0.30	
127-18-4	Tetrachloroethene	6.0	U vs	6.0	0.80	
108-88-3	Toluene	6.0 UJ ~~0.62~~	J B vs	6.0	0.45	
156-60-5	trans-1,2-Dichloroethene	6.0	U vs	6.0	0.62	
10061-02-6	trans-1,3-Dichloropropene	6.0	U vs	6.0	2.6	
79-01-6	Trichloroethene	6.0	U vs	6.0	1.3	
75-69-4	Trichlorofluoromethane	6.0	U vs	6.0	0.56	UJ
75-01-4	Vinyl chloride	6.0	U vs	6.0	0.73	UJ
1330-20-7	Xylenes, Total	12	U vs	12	1.0	

CAS NO.	SURROGATE	%REC	Q	LIMITS
17060-07-0	1,2-Dichloroethane-d4 (Surr)	100		64-126
460-00-4	4-Bromofluorobenzene (Surr)	85		72-126
1868-53-7	Dibromofluoromethane (Surr)	103		60-140
2037-26-5	Toluene-d8 (Surr)	104		71-125

MKP 5/31/2022

FORM I
GC/MS VOA ORGANICS ANALYSIS DATA SHEET

Lab Name: Eurofins Buffalo | Job No.: 480-196877-1

SDG No.:

Client Sample ID: SB-02 | Lab Sample ID: 480-196877-2

Matrix: Solid | Lab File ID: M03280.D

Analysis Method: 8260C | Date Collected: 04/15/2022 11:50

Sample wt/vol: 5.16(g) | Date Analyzed: 04/19/2022 21:04

Soil Aliquot Vol: | Dilution Factor: 1

Soil Extract Vol.: | GC Column: ZB-624 (30) VOA ID: 0.25(mm)

% Moisture: 18.9 | Level: (low/med) Low

Analysis Batch No.: 622335 | Units: ug/Kg

CAS NO.	COMPOUND NAME	RESULT	Q	RL	MDL	
71-55-6	1,1,1-Trichloroethane	6.0	U vs	6.0	0.43	
79-34-5	1,1,2,2-Tetrachloroethane	6.0	U vs	6.0	0.97	
76-13-1	1,1,2-Trichloro-1,2,2-trifluoroethane	6.0	U vs	6.0	1.4	
79-00-5	1,1,2-Trichloroethane	6.0	U vs	6.0	0.78	
75-34-3	1,1-Dichloroethane	6.0	U vs	6.0	0.73	
75-35-4	1,1-Dichloroethene	6.0	U vs	6.0	0.73	
120-82-1	1,2,4-Trichlorobenzene	6.0	U vs	6.0	0.36	
96-12-8	1,2-Dibromo-3-Chloropropane	6.0	U vs	6.0	3.0	
106-93-4	1,2-Dibromoethane	6.0	U vs	6.0	0.77	
95-50-1	1,2-Dichlorobenzene	6.0	U vs	6.0	0.47	
107-06-2	1,2-Dichloroethane	6.0	U vs	6.0	0.30	
78-87-5	1,2-Dichloropropane	6.0	U vs	6.0	3.0	
541-73-1	1,3-Dichlorobenzene	6.0	U vs	6.0	0.31	
106-46-7	1,4-Dichlorobenzene	6.0	U vs	6.0	0.84	
78-93-3	2-Butanone (MEK)	30	U vs	30	2.2	
591-78-6	2-Hexanone	30	U vs	30	3.0	
108-10-1	4-Methyl-2-pentanone (MIBK)	30	U vs	30	2.0	
67-64-1	Acetone	30	U vs	30	5.0	
71-43-2	Benzene	6.0	U vs	6.0	0.29	
75-27-4	Bromodichloromethane	6.0	U vs	6.0	0.80	
75-25-2	Bromoform	6.0	U vs	6.0	3.0	
74-83-9	Bromomethane	6.0	U vs	6.0	0.54	
75-15-0	Carbon disulfide	6.0	U vs	6.0	3.0	
56-23-5	Carbon tetrachloride	6.0	U vs	6.0	0.58	
108-90-7	Chlorobenzene	6.0	U vs	6.0	0.79	
75-00-3	Chloroethane	6.0	U vs	6.0	1.3	
67-66-3	Chloroform	6.0	U vs	6.0	0.37	
74-87-3	Chloromethane	6.0	U vs	6.0	0.36	
156-59-2	cis-1,2-Dichloroethene	6.0	U vs	6.0	0.76	
10061-01-5	cis-1,3-Dichloropropene	6.0	U vs	6.0	0.86	
110-82-7	Cyclohexane	6.0	U vs	6.0	0.84	
124-48-1	Dibromochloromethane	6.0	U vs	6.0	0.76	
75-71-8	Dichlorodifluoromethane	6.0	U vs	6.0	0.49	UJ
100-41-4	Ethylbenzene	6.0	U vs	6.0	0.41	
98-82-8	Isopropylbenzene	6.0	U vs	6.0	0.90	

FORM I
GC/MS VOA ORGANICS ANALYSIS DATA SHEET

Lab Name: Eurofins Buffalo | Job No.: 480-196877-1

SDG No.:

Client Sample ID: SB-02 | Lab Sample ID: 480-196877-2

Matrix: Solid | Lab File ID: M03280.D

Analysis Method: 8260C | Date Collected: 04/15/2022 11:50

Sample wt/vol: 5.16(g) | Date Analyzed: 04/19/2022 21:04

Soil Aliquot Vol: | Dilution Factor: 1

Soil Extract Vol.: | GC Column: ZB-624 (30) VOA ID: 0.25(mm)

% Moisture: 18.9 | Level: (low/med) Low

Analysis Batch No.: 622335 | Units: ug/Kg

CAS NO.	COMPOUND NAME	RESULT	Q	RL	MDL	
79-20-9	Methyl acetate	30	U vs	30	3.6	
1634-04-4	Methyl tert-butyl ether	6.0	U vs	6.0	0.59	
108-87-2	Methylcyclohexane	6.0	U vs	6.0	0.91	
75-09-2	Methylene Chloride	6.2 UJ ~~6.2~~	B vs	6.0	2.7	
100-42-5	Styrene	6.0	U vs	6.0	0.30	
127-18-4	Tetrachloroethene	6.0	U vs	6.0	0.80	
108-88-3	Toluene	6.0	U vs	6.0	0.45	
156-60-5	trans-1,2-Dichloroethene	6.0	U vs	6.0	0.62	
10061-02-6	trans-1,3-Dichloropropene	6.0	U vs	6.0	2.6	
79-01-6	Trichloroethene	6.0	U vs	6.0	1.3	
75-69-4	Trichlorofluoromethane	6.0	U vs	6.0	0.57	UJ
75-01-4	Vinyl chloride	6.0	U vs	6.0	0.73	UJ
1330-20-7	Xylenes, Total	12	U vs	12	1.0	

CAS NO.	SURROGATE	%REC	Q	LIMITS
17060-07-0	1,2-Dichloroethane-d4 (Surr)	102		64-126
460-00-4	4-Bromofluorobenzene (Surr)	85		72-126
1868-53-7	Dibromofluoromethane (Surr)	103		60-140
2037-26-5	Toluene-d8 (Surr)	106		71-125

MKP 5/31/2022

FORM I
GC/MS VOA ORGANICS ANALYSIS DATA SHEET

Lab Name: Eurofins Buffalo | Job No.: 480-196877-1
SDG No.:
Client Sample ID: SB-03 | Lab Sample ID: 480-196877-3
Matrix: Solid | Lab File ID: M03281.D
Analysis Method: 8260C | Date Collected: 04/15/2022 12:00
Sample wt/vol: 5.12(g) | Date Analyzed: 04/19/2022 21:28
Soil Aliquot Vol: | Dilution Factor: 1
Soil Extract Vol.: | GC Column: ZB-624 (30) VOA ID: 0.25(mm)
% Moisture: 20.5 | Level: (low/med) Low
Analysis Batch No.: 622335 | Units: ug/Kg

CAS NO.	COMPOUND NAME	RESULT	Q	RL	MDL	
71-55-6	1,1,1-Trichloroethane	6.1	U vs	6.1	0.45	
79-34-5	1,1,2,2-Tetrachloroethane	6.1	U vs	6.1	1.0	
76-13-1	1,1,2-Trichloro-1,2,2-trifluoroethane	6.1	U vs	6.1	1.4	
79-00-5	1,1,2-Trichloroethane	6.1	U vs	6.1	0.80	
75-34-3	1,1-Dichloroethane	6.1	U vs	6.1	0.75	
75-35-4	1,1-Dichloroethene	6.1	U vs	6.1	0.75	
120-82-1	1,2,4-Trichlorobenzene	6.1	U vs	6.1	0.37	
96-12-8	1,2-Dibromo-3-Chloropropane	6.1	U vs	6.1	3.1	
106-93-4	1,2-Dibromoethane	6.1	U vs	6.1	0.79	
95-50-1	1,2-Dichlorobenzene	6.1	U vs	6.1	0.48	
107-06-2	1,2-Dichloroethane	6.1	U vs	6.1	0.31	
78-87-5	1,2-Dichloropropane	6.1	U vs	6.1	3.1	
541-73-1	1,3-Dichlorobenzene	6.1	U vs	6.1	0.32	
106-46-7	1,4-Dichlorobenzene	6.1	U vs	6.1	0.86	
78-93-3	2-Butanone (MEK)	31	U vs	31	2.2	
591-78-6	2-Hexanone	31	U vs	31	3.1	
108-10-1	4-Methyl-2-pentanone (MIBK)	31	U vs	31	2.0	
67-64-1	Acetone	31	U vs	31	5.2	
71-43-2	Benzene	6.1	U vs	6.1	0.30	
75-27-4	Bromodichloromethane	6.1	U vs	6.1	0.82	
75-25-2	Bromoform	6.1	U vs	6.1	3.1	
74-83-9	Bromomethane	6.1	U vs	6.1	0.55	
75-15-0	Carbon disulfide	6.1	U vs	6.1	3.1	
56-23-5	Carbon tetrachloride	6.1	U vs	6.1	0.59	
108-90-7	Chlorobenzene	6.1	U vs	6.1	0.81	
75-00-3	Chloroethane	6.1	U vs	6.1	1.4	
67-66-3	Chloroform	6.1	U vs	6.1	0.38	
74-87-3	Chloromethane	6.1	U vs	6.1	0.37	
156-59-2	cis-1,2-Dichloroethene	6.1	U vs	6.1	0.79	
10061-01-5	cis-1,3-Dichloropropene	6.1	U vs	6.1	0.88	
110-82-7	Cyclohexane	6.1	U vs	6.1	0.86	
124-48-1	Dibromochloromethane	6.1	U vs	6.1	0.79	
75-71-8	Dichlorodifluoromethane	6.1	U vs	6.1	0.51	UJ
100-41-4	Ethylbenzene	6.1	U vs	6.1	0.42	
98-82-8	Isopropylbenzene	6.1	U vs	6.1	0.93	

FORM I
GC/MS VOA ORGANICS ANALYSIS DATA SHEET

Lab Name: Eurofins Buffalo | Job No.: 480-196877-1

SDG No.:

Client Sample ID: SB-03 | Lab Sample ID: 480-196877-3

Matrix: Solid | Lab File ID: M03281.D

Analysis Method: 8260C | Date Collected: 04/15/2022 12:00

Sample wt/vol: 5.12(g) | Date Analyzed: 04/19/2022 21:28

Soil Aliquot Vol: | Dilution Factor: 1

Soil Extract Vol.: | GC Column: ZB-624 (30) VOA ID: 0.25(mm)

% Moisture: 20.5 | Level: (low/med) Low

Analysis Batch No.: 622335 | Units: ug/Kg

CAS NO.	COMPOUND NAME	RESULT	Q	RL	MDL	
79-20-9	Methyl acetate	31	U vs	31	3.7	
1634-04-4	Methyl tert-butyl ether	6.1	U vs	6.1	0.60	
108-87-2	Methylcyclohexane	6.1	U vs	6.1	0.93	
75-09-2	Methylene Chloride	8.7 UJ ~~8.7~~	B vs	6.1	2.8	
100-42-5	Styrene	6.1	U vs	6.1	0.31	
127-18-4	Tetrachloroethene	6.1	U vs	6.1	0.82	
108-88-3	Toluene	6.1 UJ ~~0.54~~	J B vs	6.1	0.46	
156-60-5	trans-1,2-Dichloroethene	6.1	U vs	6.1	0.63	
10061-02-6	trans-1,3-Dichloropropene	6.1	U vs	6.1	2.7	
79-01-6	Trichloroethene	6.1	U vs	6.1	1.4	
75-69-4	Trichlorofluoromethane	6.1	U vs	6.1	0.58	UJ
75-01-4	Vinyl chloride	6.1	U vs	6.1	0.75	UJ
1330-20-7	Xylenes, Total	12	U vs	12	1.0	

CAS NO.	SURROGATE	%REC	Q	LIMITS
17060-07-0	1,2-Dichloroethane-d4 (Surr)	101		64-126
460-00-4	4-Bromofluorobenzene (Surr)	92		72-126
1868-53-7	Dibromofluoromethane (Surr)	106		60-140
2037-26-5	Toluene-d8 (Surr)	99		71-125

MKP 5/31/2022

FORM I
GC/MS VOA ORGANICS ANALYSIS DATA SHEET

Lab Name: Eurofins Buffalo | Job No.: 480-196877-1
SDG No.:
Client Sample ID: SB-04 | Lab Sample ID: 480-196877-4
Matrix: Solid | Lab File ID: M03282.D
Analysis Method: 8260C | Date Collected: 04/15/2022 12:10
Sample wt/vol: 5.01(g) | Date Analyzed: 04/19/2022 21:52
Soil Aliquot Vol: | Dilution Factor: 1
Soil Extract Vol.: | GC Column: ZB-624 (30) VOA ID: 0.25(mm)
% Moisture: 15.6 | Level: (low/med) Low
Analysis Batch No.: 622335 | Units: ug/Kg

CAS NO.	COMPOUND NAME	RESULT	Q	RL	MDL	
71-55-6	1,1,1-Trichloroethane	5.9	U vs	5.9	0.43	
79-34-5	1,1,2,2-Tetrachloroethane	5.9	U vs	5.9	0.96	
76-13-1	1,1,2-Trichloro-1,2,2-trifluoroethane	5.9	U vs	5.9	1.3	
79-00-5	1,1,2-Trichloroethane	5.9	U vs	5.9	0.77	
75-34-3	1,1-Dichloroethane	5.9	U vs	5.9	0.72	
75-35-4	1,1-Dichloroethene	5.9	U vs	5.9	0.72	
120-82-1	1,2,4-Trichlorobenzene	5.9	U vs	5.9	0.36	
96-12-8	1,2-Dibromo-3-Chloropropane	5.9	U vs	5.9	3.0	
106-93-4	1,2-Dibromoethane	5.9	U vs	5.9	0.76	
95-50-1	1,2-Dichlorobenzene	5.9	U vs	5.9	0.46	
107-06-2	1,2-Dichloroethane	5.9	U vs	5.9	0.30	
78-87-5	1,2-Dichloropropane	5.9	U vs	5.9	3.0	
541-73-1	1,3-Dichlorobenzene	5.9	U vs	5.9	0.30	
106-46-7	1,4-Dichlorobenzene	5.9	U vs	5.9	0.83	
78-93-3	2-Butanone (MEK)	30	U vs	30	2.2	
591-78-6	2-Hexanone	30	U vs	30	3.0	
108-10-1	4-Methyl-2-pentanone (MIBK)	30	U vs	30	1.9	
67-64-1	Acetone	30	U vs	30	5.0	
71-43-2	Benzene	5.9	U vs	5.9	0.29	
75-27-4	Bromodichloromethane	5.9	U vs	5.9	0.79	
75-25-2	Bromoform	5.9	U vs	5.9	3.0	
74-83-9	Bromomethane	5.9	U vs	5.9	0.53	
75-15-0	Carbon disulfide	5.9	U vs	5.9	3.0	
56-23-5	Carbon tetrachloride	5.9	U vs	5.9	0.57	
108-90-7	Chlorobenzene	5.9	U vs	5.9	0.78	
75-00-3	Chloroethane	5.9	U vs	5.9	1.3	
67-66-3	Chloroform	5.9	U vs	5.9	0.37	
74-87-3	Chloromethane	5.9	U vs	5.9	0.36	
156-59-2	cis-1,2-Dichloroethene	5.9	U vs	5.9	0.76	
10061-01-5	cis-1,3-Dichloropropene	5.9	U vs	5.9	0.85	
110-82-7	Cyclohexane	5.9	U vs	5.9	0.83	
124-48-1	Dibromochloromethane	5.9	U vs	5.9	0.76	
75-71-8	Dichlorodifluoromethane	5.9	U vs	5.9	0.49	UJ
100-41-4	Ethylbenzene	5.9	U vs	5.9	0.41	
98-82-8	Isopropylbenzene	5.9	U vs	5.9	0.89	

MKP 5/31/2022

FORM I
GC/MS VOA ORGANICS ANALYSIS DATA SHEET

Lab Name: Eurofins Buffalo | Job No.: 480-196877-1

SDG No.:

Client Sample ID: SB-04 | Lab Sample ID: 480-196877-4

Matrix: Solid | Lab File ID: M03282.D

Analysis Method: 8260C | Date Collected: 04/15/2022 12:10

Sample wt/vol: 5.01(g) | Date Analyzed: 04/19/2022 21:52

Soil Aliquot Vol: | Dilution Factor: 1

Soil Extract Vol.: | GC Column: ZB-624 (30) VOA ID: 0.25(mm)

% Moisture: 15.6 | Level: (low/med) Low

Analysis Batch No.: 622335 | Units: ug/Kg

CAS NO.	COMPOUND NAME	RESULT	Q	RL	MDL	
79-20-9	Methyl acetate	30	U vs	30	3.6	
1634-04-4	Methyl tert-butyl ether	5.9	U vs	5.9	0.58	
108-87-2	Methylcyclohexane	5.9	U vs	5.9	0.90	
75-09-2	Methylene Chloride	5.9 UJ ~~4.8~~	J B vs	5.9	2.7	
100-42-5	Styrene	5.9	U vs	5.9	0.30	
127-18-4	Tetrachloroethene	5.9	U vs	5.9	0.79	
108-88-3	Toluene	5.9 UJ ~~0.66~~	J B vs	5.9	0.45	
156-60-5	trans-1,2-Dichloroethene	5.9	U vs	5.9	0.61	
10061-02-6	trans-1,3-Dichloropropene	5.9	U vs	5.9	2.6	
79-01-6	Trichloroethene	5.9	U vs	5.9	1.3	
75-69-4	Trichlorofluoromethane	5.9	U vs	5.9	0.56	UJ
75-01-4	Vinyl chloride	5.9	U vs	5.9	0.72	UJ
1330-20-7	Xylenes, Total	12	U vs	12	0.99	

CAS NO.	SURROGATE	%REC	Q	LIMITS
17060-07-0	1,2-Dichloroethane-d4 (Surr)	102		64-126
460-00-4	4-Bromofluorobenzene (Surr)	94		72-126
1868-53-7	Dibromofluoromethane (Surr)	105		60-140
2037-26-5	Toluene-d8 (Surr)	98		71-125

MKP 5/31/2022

FORM I
GC/MS VOA ORGANICS ANALYSIS DATA SHEET

Lab Name: Eurofins Buffalo | Job No.: 480-196877-1
SDG No.:
Client Sample ID: SB-05 | Lab Sample ID: 480-196877-5
Matrix: Solid | Lab File ID: M03283.D
Analysis Method: 8260C | Date Collected: 04/15/2022 12:20
Sample wt/vol: 5.1(g) | Date Analyzed: 04/19/2022 22:16
Soil Aliquot Vol: | Dilution Factor: 1
Soil Extract Vol.: | GC Column: ZB-624 (30) VOA ID: 0.25(mm)
% Moisture: 17.3 | Level: (low/med) Low
Analysis Batch No.: 622335 | Units: ug/Kg

CAS NO.	COMPOUND NAME	RESULT	Q	RL	MDL	
71-55-6	1,1,1-Trichloroethane	5.9	U vs	5.9	0.43	
79-34-5	1,1,2,2-Tetrachloroethane	5.9	U vs	5.9	0.96	
76-13-1	1,1,2-Trichloro-1,2,2-trifluoroethane	5.9	U vs	5.9	1.4	
79-00-5	1,1,2-Trichloroethane	5.9	U vs	5.9	0.77	
75-34-3	1,1-Dichloroethane	5.9	U vs	5.9	0.72	
75-35-4	1,1-Dichloroethene	5.9	U vs	5.9	0.73	
120-82-1	1,2,4-Trichlorobenzene	5.9	U vs	5.9	0.36	
96-12-8	1,2-Dibromo-3-Chloropropane	5.9	U vs	5.9	3.0	
106-93-4	1,2-Dibromoethane	5.9	U vs	5.9	0.76	
95-50-1	1,2-Dichlorobenzene	5.9	U vs	5.9	0.46	
107-06-2	1,2-Dichloroethane	5.9	U vs	5.9	0.30	
78-87-5	1,2-Dichloropropane	5.9	U vs	5.9	3.0	
541-73-1	1,3-Dichlorobenzene	5.9	U vs	5.9	0.30	
106-46-7	1,4-Dichlorobenzene	5.9	U vs	5.9	0.83	
78-93-3	2-Butanone (MEK)	30	U vs	30	2.2	
591-78-6	2-Hexanone	30	U vs	30	3.0	
108-10-1	4-Methyl-2-pentanone (MIBK)	30	U vs	30	1.9	
67-64-1	Acetone	30	U vs	30	5.0	
71-43-2	Benzene	5.9	U vs	5.9	0.29	
75-27-4	Bromodichloromethane	5.9	U vs	5.9	0.79	
75-25-2	Bromoform	5.9	U vs	5.9	3.0	
74-83-9	Bromomethane	5.9	U vs	5.9	0.53	
75-15-0	Carbon disulfide	5.9	U vs	5.9	3.0	
56-23-5	Carbon tetrachloride	5.9	U vs	5.9	0.57	
108-90-7	Chlorobenzene	5.9	U vs	5.9	0.78	
75-00-3	Chloroethane	5.9	U vs	5.9	1.3	
67-66-3	Chloroform	5.9	U vs	5.9	0.37	
74-87-3	Chloromethane	5.9	U vs	5.9	0.36	
156-59-2	cis-1,2-Dichloroethene	5.9	U vs	5.9	0.76	
10061-01-5	cis-1,3-Dichloropropene	5.9	U vs	5.9	0.85	
110-82-7	Cyclohexane	5.9	U vs	5.9	0.83	
124-48-1	Dibromochloromethane	5.9	U vs	5.9	0.76	
75-71-8	Dichlorodifluoromethane	5.9	U vs	5.9	0.49	UJ
100-41-4	Ethylbenzene	5.9	U vs	5.9	0.41	
98-82-8	Isopropylbenzene	5.9	U vs	5.9	0.89	

MKP 5/31/2022

FORM I
GC/MS VOA ORGANICS ANALYSIS DATA SHEET

Lab Name: Eurofins Buffalo | Job No.: 480-196877-1

SDG No.:

Client Sample ID: SB-05 | Lab Sample ID: 480-196877-5

Matrix: Solid | Lab File ID: M03283.D

Analysis Method: 8260C | Date Collected: 04/15/2022 12:20

Sample wt/vol: 5.1(g) | Date Analyzed: 04/19/2022 22:16

Soil Aliquot Vol: | Dilution Factor: 1

Soil Extract Vol.: | GC Column: ZB-624 (30) VOA ID: 0.25(mm)

% Moisture: 17.3 | Level: (low/med) Low

Analysis Batch No.: 622335 | Units: ug/Kg

CAS NO.	COMPOUND NAME	RESULT	Q	RL	MDL	
79-20-9	Methyl acetate	30	U vs	30	3.6	
1634-04-4	Methyl tert-butyl ether	5.9	U vs	5.9	0.58	
108-87-2	Methylcyclohexane	5.9	U vs	5.9	0.90	
75-09-2	Methylene Chloride	7.8 UJ ~~7.8~~	B vs	5.9	2.7	
100-42-5	Styrene	5.9	U vs	5.9	0.30	
127-18-4	Tetrachloroethene	5.9	U vs	5.9	0.80	
108-88-3	Toluene	5.9 UJ ~~1.5~~	J B vs	5.9	0.45	
156-60-5	trans-1,2-Dichloroethene	5.9	U vs	5.9	0.61	
10061-02-6	trans-1,3-Dichloropropene	5.9	U vs	5.9	2.6	
79-01-6	Trichloroethene	5.9	U vs	5.9	1.3	
75-69-4	Trichlorofluoromethane	5.9	U vs	5.9	0.56	UJ
75-01-4	Vinyl chloride	5.9	U vs	5.9	0.72	UJ
1330-20-7	Xylenes, Total	12	U vs	12	1.0	

CAS NO.	SURROGATE	%REC	Q	LIMITS
17060-07-0	1,2-Dichloroethane-d4 (Surr)	102		64-126
460-00-4	4-Bromofluorobenzene (Surr)	86		72-126
1868-53-7	Dibromofluoromethane (Surr)	105		60-140
2037-26-5	Toluene-d8 (Surr)	105		71-125

MKP 5/31/2022

FORM I
GC/MS VOA ORGANICS ANALYSIS DATA SHEET

Lab Name: Eurofins Buffalo | Job No.: 480-196877-1
SDG No.:
Client Sample ID: SB-06 | Lab Sample ID: 480-196877-6
Matrix: Solid | Lab File ID: M03284.D
Analysis Method: 8260C | Date Collected: 04/15/2022 12:25
Sample wt/vol: 5.18(g) | Date Analyzed: 04/19/2022 22:40
Soil Aliquot Vol: | Dilution Factor: 1
Soil Extract Vol.: | GC Column: ZB-624 (30) VOA ID: 0.25(mm)
% Moisture: 11.9 | Level: (low/med) Low
Analysis Batch No.: 622335 | Units: ug/Kg

CAS NO.	COMPOUND NAME	RESULT	Q	RL	MDL	
71-55-6	1,1,1-Trichloroethane	5.5	U vs	5.5	0.40	
79-34-5	1,1,2,2-Tetrachloroethane	5.5	U vs	5.5	0.89	
76-13-1	1,1,2-Trichloro-1,2,2-trifluoroethane	5.5	U vs	5.5	1.2	
79-00-5	1,1,2-Trichloroethane	5.5	U vs	5.5	0.71	
75-34-3	1,1-Dichloroethane	5.5	U vs	5.5	0.67	
75-35-4	1,1-Dichloroethene	5.5	U vs	5.5	0.67	
120-82-1	1,2,4-Trichlorobenzene	5.5	U vs	5.5	0.33	
96-12-8	1,2-Dibromo-3-Chloropropane	5.5	U vs	5.5	2.7	
106-93-4	1,2-Dibromoethane	5.5	U vs	5.5	0.70	
95-50-1	1,2-Dichlorobenzene	5.5	U vs	5.5	0.43	
107-06-2	1,2-Dichloroethane	5.5	U vs	5.5	0.28	
78-87-5	1,2-Dichloropropane	5.5	U vs	5.5	2.7	
541-73-1	1,3-Dichlorobenzene	5.5	U vs	5.5	0.28	
106-46-7	1,4-Dichlorobenzene	5.5	U vs	5.5	0.77	
78-93-3	2-Butanone (MEK)	27	U vs	27	2.0	
591-78-6	2-Hexanone	27	U vs	27	2.7	
108-10-1	4-Methyl-2-pentanone (MIBK)	27	U vs	27	1.8	
67-64-1	Acetone	27	U vs	27	4.6	
71-43-2	Benzene	5.5	U vs	5.5	0.27	
75-27-4	Bromodichloromethane	5.5	U vs	5.5	0.73	
75-25-2	Bromoform	5.5	U vs	5.5	2.7	
74-83-9	Bromomethane	5.5	U vs	5.5	0.49	
75-15-0	Carbon disulfide	5.5	U vs	5.5	2.7	
56-23-5	Carbon tetrachloride	5.5	U vs	5.5	0.53	
108-90-7	Chlorobenzene	5.5	U vs	5.5	0.72	
75-00-3	Chloroethane	5.5	U vs	5.5	1.2	
67-66-3	Chloroform	5.5	U vs	5.5	0.34	
74-87-3	Chloromethane	5.5	U vs	5.5	0.33	
156-59-2	cis-1,2-Dichloroethene	5.5	U vs	5.5	0.70	
10061-01-5	cis-1,3-Dichloropropene	5.5	U vs	5.5	0.79	
110-82-7	Cyclohexane	5.5	U vs	5.5	0.77	
124-48-1	Dibromochloromethane	5.5	U vs	5.5	0.70	
75-71-8	Dichlorodifluoromethane	5.5	U vs	5.5	0.45	UJ
100-41-4	Ethylbenzene	5.5	U vs	5.5	0.38	
98-82-8	Isopropylbenzene	5.5	U vs	5.5	0.83	

MKP 5/31/2022

FORM I
GC/MS VOA ORGANICS ANALYSIS DATA SHEET

Lab Name: Eurofins Buffalo | Job No.: 480-196877-1

SDG No.:

Client Sample ID: SB-06 | Lab Sample ID: 480-196877-6

Matrix: Solid | Lab File ID: M03284.D

Analysis Method: 8260C | Date Collected: 04/15/2022 12:25

Sample wt/vol: 5.18(g) | Date Analyzed: 04/19/2022 22:40

Soil Aliquot Vol: | Dilution Factor: 1

Soil Extract Vol.: | GC Column: ZB-624 (30) VOA ID: 0.25(mm)

% Moisture: 11.9 | Level: (low/med) Low

Analysis Batch No.: 622335 | Units: ug/Kg

CAS NO.	COMPOUND NAME	RESULT	Q	RL	MDL	
79-20-9	Methyl acetate	27	U vs	27	3.3	
1634-04-4	Methyl tert-butyl ether	5.5	U vs	5.5	0.54	
108-87-2	Methylcyclohexane	5.5	U vs	5.5	0.83	
75-09-2	Methylene Chloride	5.8 UJ ~~5.8~~	B vs	5.5	2.5	
100-42-5	Styrene	5.5	U vs	5.5	0.27	
127-18-4	Tetrachloroethene	5.5	U vs	5.5	0.74	
108-88-3	Toluene	5.5 UJ ~~0.79~~	J B vs	5.5	0.41	
156-60-5	trans-1,2-Dichloroethene	5.5	U vs	5.5	0.57	
10061-02-6	trans-1,3-Dichloropropene	5.5	U vs	5.5	2.4	
79-01-6	Trichloroethene	5.5	U vs	5.5	1.2	
75-69-4	Trichlorofluoromethane	5.5	U vs	5.5	0.52	UJ
75-01-4	Vinyl chloride	5.5	U vs	5.5	0.67	UJ
1330-20-7	Xylenes, Total	11	U vs	11	0.92	

CAS NO.	SURROGATE	%REC	Q	LIMITS
17060-07-0	1,2-Dichloroethane-d4 (Surr)	105		64-126
460-00-4	4-Bromofluorobenzene (Surr)	84		72-126
1868-53-7	Dibromofluoromethane (Surr)	106		60-140
2037-26-5	Toluene-d8 (Surr)	104		71-125

MKP 5/31/2022

FORM I
GC/MS VOA ORGANICS ANALYSIS DATA SHEET

Lab Name: Eurofins Buffalo | Job No.: 480-196877-1
SDG No.:
Client Sample ID: SB-07 | Lab Sample ID: 480-196877-7
Matrix: Solid | Lab File ID: M03285.D
Analysis Method: 8260C | Date Collected: 04/15/2022 12:30
Sample wt/vol: 5.2(g) | Date Analyzed: 04/19/2022 23:04
Soil Aliquot Vol: | Dilution Factor: 1
Soil Extract Vol.: | GC Column: ZB-624 (30) VOA ID: 0.25(mm)
% Moisture: 13.2 | Level: (low/med) Low
Analysis Batch No.: 622335 | Units: ug/Kg

CAS NO.	COMPOUND NAME	RESULT	Q	RL	MDL	
71-55-6	1,1,1-Trichloroethane	5.5	U vs	5.5	0.40	
79-34-5	1,1,2,2-Tetrachloroethane	5.5	U vs	5.5	0.90	
76-13-1	1,1,2-Trichloro-1,2,2-trifluoroethane	5.5	U vs	5.5	1.3	
79-00-5	1,1,2-Trichloroethane	5.5	U vs	5.5	0.72	
75-34-3	1,1-Dichloroethane	5.5	U vs	5.5	0.68	
75-35-4	1,1-Dichloroethene	5.5	U vs	5.5	0.68	
120-82-1	1,2,4-Trichlorobenzene	5.5	U vs	5.5	0.34	
96-12-8	1,2-Dibromo-3-Chloropropane	5.5	U vs	5.5	2.8	
106-93-4	1,2-Dibromoethane	5.5	U vs	5.5	0.71	
95-50-1	1,2-Dichlorobenzene	5.5	U vs	5.5	0.43	
107-06-2	1,2-Dichloroethane	5.5	U vs	5.5	0.28	
78-87-5	1,2-Dichloropropane	5.5	U vs	5.5	2.8	
541-73-1	1,3-Dichlorobenzene	5.5	U vs	5.5	0.28	
106-46-7	1,4-Dichlorobenzene	5.5	U vs	5.5	0.78	
78-93-3	2-Butanone (MEK)	28	U vs	28	2.0	
591-78-6	2-Hexanone	28	U vs	28	2.8	
108-10-1	4-Methyl-2-pentanone (MIBK)	28	U vs	28	1.8	
67-64-1	Acetone	28	U vs	28	4.7	
71-43-2	Benzene	5.5	U vs	5.5	0.27	
75-27-4	Bromodichloromethane	5.5	U vs	5.5	0.74	
75-25-2	Bromoform	5.5	U vs	5.5	2.8	
74-83-9	Bromomethane	5.5	U vs	5.5	0.50	
75-15-0	Carbon disulfide	5.5	U vs	5.5	2.8	
56-23-5	Carbon tetrachloride	5.5	U vs	5.5	0.54	
108-90-7	Chlorobenzene	5.5	U vs	5.5	0.73	
75-00-3	Chloroethane	5.5	U vs	5.5	1.3	
67-66-3	Chloroform	5.5	U vs	5.5	0.34	
74-87-3	Chloromethane	5.5	U vs	5.5	0.33	
156-59-2	cis-1,2-Dichloroethene	5.5	U vs	5.5	0.71	
10061-01-5	cis-1,3-Dichloropropene	5.5	U vs	5.5	0.80	
110-82-7	Cyclohexane	5.5	U vs	5.5	0.78	
124-48-1	Dibromochloromethane	5.5	U vs	5.5	0.71	
75-71-8	Dichlorodifluoromethane	5.5	U vs	5.5	0.46	UJ
100-41-4	Ethylbenzene	5.5	U vs	5.5	0.38	
98-82-8	Isopropylbenzene	5.5	U vs	5.5	0.83	

MKP 5/31/2022

FORM I
GC/MS VOA ORGANICS ANALYSIS DATA SHEET

Lab Name: Eurofins Buffalo | Job No.: 480-196877-1

SDG No.:

Client Sample ID: SB-07 | Lab Sample ID: 480-196877-7

Matrix: Solid | Lab File ID: M03285.D

Analysis Method: 8260C | Date Collected: 04/15/2022 12:30

Sample wt/vol: 5.2(g) | Date Analyzed: 04/19/2022 23:04

Soil Aliquot Vol: | Dilution Factor: 1

Soil Extract Vol.: | GC Column: ZB-624 (30) VOA ID: 0.25(mm)

% Moisture: 13.2 | Level: (low/med) Low

Analysis Batch No.: 622335 | Units: ug/Kg

CAS NO.	COMPOUND NAME	RESULT	Q	RL	MDL	
79-20-9	Methyl acetate	28	U vs	28	3.3	
1634-04-4	Methyl tert-butyl ether	5.5	U vs	5.5	0.54	
108-87-2	Methylcyclohexane	5.5	U vs	5.5	0.84	
75-09-2	Methylene Chloride	6.1 UJ ~~6.1~~	B vs	5.5	2.5	
100-42-5	Styrene	5.5	U vs	5.5	0.28	
127-18-4	Tetrachloroethene	5.5	U vs	5.5	0.74	
108-88-3	Toluene	5.5 UJ ~~0.48~~	J B vs	5.5	0.42	
156-60-5	trans-1,2-Dichloroethene	5.5	U vs	5.5	0.57	
10061-02-6	trans-1,3-Dichloropropene	5.5	U vs	5.5	2.4	
79-01-6	Trichloroethene	5.5	U vs	5.5	1.2	
75-69-4	Trichlorofluoromethane	5.5	U vs	5.5	0.52	UJ
75-01-4	Vinyl chloride	5.5	U vs	5.5	0.68	UJ
1330-20-7	Xylenes, Total	11	U vs	11	0.93	

CAS NO.	SURROGATE	%REC	Q	LIMITS
17060-07-0	1,2-Dichloroethane-d4 (Surr)	103		64-126
460-00-4	4-Bromofluorobenzene (Surr)	86		72-126
1868-53-7	Dibromofluoromethane (Surr)	103		60-140
2037-26-5	Toluene-d8 (Surr)	105		71-125

MKP 5/31/2022

FORM I
GC/MS VOA ORGANICS ANALYSIS DATA SHEET

Lab Name: Eurofins Buffalo | Job No.: 480-196877-1
SDG No.:
Client Sample ID: SB-08 | Lab Sample ID: 480-196877-8
Matrix: Solid | Lab File ID: M03286.D
Analysis Method: 8260C | Date Collected: 04/15/2022 12:35
Sample wt/vol: 5.19(g) | Date Analyzed: 04/19/2022 23:28
Soil Aliquot Vol: | Dilution Factor: 1
Soil Extract Vol.: | GC Column: ZB-624 (30) VOA ID: 0.25(mm)
% Moisture: 13.1 | Level: (low/med) Low
Analysis Batch No.: 622335 | Units: ug/Kg

CAS NO.	COMPOUND NAME	RESULT	Q	RL	MDL	
71-55-6	1,1,1-Trichloroethane	5.5	U vs	5.5	0.40	
79-34-5	1,1,2,2-Tetrachloroethane	5.5	U vs	5.5	0.90	
76-13-1	1,1,2-Trichloro-1,2,2-trifluoroethane	5.5	U vs	5.5	1.3	
79-00-5	1,1,2-Trichloroethane	5.5	U vs	5.5	0.72	
75-34-3	1,1-Dichloroethane	5.5	U vs	5.5	0.68	
75-35-4	1,1-Dichloroethene	5.5	U vs	5.5	0.68	
120-82-1	1,2,4-Trichlorobenzene	5.5	U vs	5.5	0.34	
96-12-8	1,2-Dibromo-3-Chloropropane	5.5	U vs	5.5	2.8	
106-93-4	1,2-Dibromoethane	5.5	U vs	5.5	0.71	
95-50-1	1,2-Dichlorobenzene	5.5	U vs	5.5	0.43	
107-06-2	1,2-Dichloroethane	5.5	U vs	5.5	0.28	
78-87-5	1,2-Dichloropropane	5.5	U vs	5.5	2.8	
541-73-1	1,3-Dichlorobenzene	5.5	U vs	5.5	0.28	
106-46-7	1,4-Dichlorobenzene	5.5	U vs	5.5	0.78	
78-93-3	2-Butanone (MEK)	28	U vs	28	2.0	
591-78-6	2-Hexanone	28	U vs	28	2.8	
108-10-1	4-Methyl-2-pentanone (MIBK)	28	U vs	28	1.8	
67-64-1	Acetone	28	U vs	28	4.7	
71-43-2	Benzene	5.5	U vs	5.5	0.27	
75-27-4	Bromodichloromethane	5.5	U vs	5.5	0.74	
75-25-2	Bromoform	5.5	U vs	5.5	2.8	
74-83-9	Bromomethane	5.5	U vs	5.5	0.50	
75-15-0	Carbon disulfide	5.5	U vs	5.5	2.8	
56-23-5	Carbon tetrachloride	5.5	U vs	5.5	0.54	
108-90-7	Chlorobenzene	5.5	U vs	5.5	0.73	
75-00-3	Chloroethane	5.5	U vs	5.5	1.3	
67-66-3	Chloroform	5.5	U vs	5.5	0.34	
74-87-3	Chloromethane	5.5	U vs	5.5	0.33	
156-59-2	cis-1,2-Dichloroethene	5.5	U vs	5.5	0.71	
10061-01-5	cis-1,3-Dichloropropene	5.5	U vs	5.5	0.80	
110-82-7	Cyclohexane	5.5	U vs	5.5	0.78	
124-48-1	Dibromochloromethane	5.5	U vs	5.5	0.71	
75-71-8	Dichlorodifluoromethane	5.5	U vs	5.5	0.46	UJ
100-41-4	Ethylbenzene	5.5	U vs	5.5	0.38	
98-82-8	Isopropylbenzene	5.5	U vs	5.5	0.84	

FORM I
GC/MS VOA ORGANICS ANALYSIS DATA SHEET

Lab Name: Eurofins Buffalo | Job No.: 480-196877-1

SDG No.:

Client Sample ID: SB-08 | Lab Sample ID: 480-196877-8

Matrix: Solid | Lab File ID: M03286.D

Analysis Method: 8260C | Date Collected: 04/15/2022 12:35

Sample wt/vol: 5.19(g) | Date Analyzed: 04/19/2022 23:28

Soil Aliquot Vol: | Dilution Factor: 1

Soil Extract Vol.: | GC Column: ZB-624 (30) VOA ID: 0.25(mm)

% Moisture: 13.1 | Level: (low/med) Low

Analysis Batch No.: 622335 | Units: ug/Kg

CAS NO.	COMPOUND NAME	RESULT	Q	RL	MDL	
79-20-9	Methyl acetate	28	U vs	28	3.3	
1634-04-4	Methyl tert-butyl ether	5.5	U vs	5.5	0.54	
108-87-2	Methylcyclohexane	5.5	U vs	5.5	0.84	
75-09-2	Methylene Chloride	5.5 UJ ~~5.2~~	J B vs	5.5	2.5	
100-42-5	Styrene	5.5	U vs	5.5	0.28	
127-18-4	Tetrachloroethene	5.5	U vs	5.5	0.74	
108-88-3	Toluene	5.5 UJ ~~0.62~~	J B vs	5.5	0.42	
156-60-5	trans-1,2-Dichloroethene	5.5	U vs	5.5	0.57	
10061-02-6	trans-1,3-Dichloropropene	5.5	U vs	5.5	2.4	
79-01-6	Trichloroethene	5.5	U vs	5.5	1.2	
75-69-4	Trichlorofluoromethane	5.5	U vs	5.5	0.52	UJ
75-01-4	Vinyl chloride	5.5	U vs	5.5	0.68	UJ
1330-20-7	Xylenes, Total	11	U vs	11	0.93	

CAS NO.	SURROGATE	%REC	Q	LIMITS
17060-07-0	1,2-Dichloroethane-d4 (Surr)	104		64-126
460-00-4	4-Bromofluorobenzene (Surr)	90		72-126
1868-53-7	Dibromofluoromethane (Surr)	105		60-140
2037-26-5	Toluene-d8 (Surr)	103		71-125

MKP 5/31/2022

FORM I
GC/MS VOA ORGANICS ANALYSIS DATA SHEET

Lab Name: Eurofins Buffalo | Job No.: 480-196877-1
SDG No.:
Client Sample ID: SD-09 | Lab Sample ID: 480-196877-10
Matrix: Solid | Lab File ID: M03287.D
Analysis Method: 8260C | Date Collected: 04/15/2022 13:50
Sample wt/vol: 5.01(g) | Date Analyzed: 04/19/2022 23:52
Soil Aliquot Vol: | Dilution Factor: 1
Soil Extract Vol.: | GC Column: ZB-624 (30) VOA ID: 0.25(mm)
% Moisture: 12.9 | Level: (low/med) Low
Analysis Batch No.: 622335 | Units: ug/Kg

CAS NO.	COMPOUND NAME	RESULT	Q	RL	MDL	
71-55-6	1,1,1-Trichloroethane	5.7	U vs	5.7	0.42	
79-34-5	1,1,2,2-Tetrachloroethane	5.7	U vs	5.7	0.93	
76-13-1	1,1,2-Trichloro-1,2,2-trifluoroethane	5.7	U vs	5.7	1.3	
79-00-5	1,1,2-Trichloroethane	5.7	U vs	5.7	0.75	
75-34-3	1,1-Dichloroethane	5.7	U vs	5.7	0.70	
75-35-4	1,1-Dichloroethene	5.7	U vs	5.7	0.70	
120-82-1	1,2,4-Trichlorobenzene	5.7	U vs	5.7	0.35	
96-12-8	1,2-Dibromo-3-Chloropropane	5.7	U vs	5.7	2.9	
106-93-4	1,2-Dibromoethane	5.7	U vs	5.7	0.74	
95-50-1	1,2-Dichlorobenzene	5.7	U vs	5.7	0.45	
107-06-2	1,2-Dichloroethane	5.7	U vs	5.7	0.29	
78-87-5	1,2-Dichloropropane	5.7	U vs	5.7	2.9	
541-73-1	1,3-Dichlorobenzene	5.7	U vs	5.7	0.29	
106-46-7	1,4-Dichlorobenzene	5.7	U vs	5.7	0.80	
78-93-3	2-Butanone (MEK)	29	U vs	29	2.1	
591-78-6	2-Hexanone	29	U vs	29	2.9	
108-10-1	4-Methyl-2-pentanone (MIBK)	29	U vs	29	1.9	
67-64-1	Acetone	29	U vs	29	4.8	
71-43-2	Benzene	5.7	U vs	5.7	0.28	
75-27-4	Bromodichloromethane	5.7	U vs	5.7	0.77	
75-25-2	Bromoform	5.7	U vs	5.7	2.9	
74-83-9	Bromomethane	5.7	U vs	5.7	0.52	
75-15-0	Carbon disulfide	5.7	U vs	5.7	2.9	
56-23-5	Carbon tetrachloride	5.7	U vs	5.7	0.55	
108-90-7	Chlorobenzene	5.7	U vs	5.7	0.76	
75-00-3	Chloroethane	5.7	U vs	5.7	1.3	
67-66-3	Chloroform	5.7	U vs	5.7	0.35	
74-87-3	Chloromethane	5.7	U vs	5.7	0.35	
156-59-2	cis-1,2-Dichloroethene	5.7	U vs	5.7	0.73	
10061-01-5	cis-1,3-Dichloropropene	5.7	U vs	5.7	0.83	
110-82-7	Cyclohexane	5.7	U vs	5.7	0.80	
124-48-1	Dibromochloromethane	5.7	U vs	5.7	0.73	
75-71-8	Dichlorodifluoromethane	5.7	U vs	5.7	0.47	UJ
100-41-4	Ethylbenzene	5.7	U vs	5.7	0.40	
98-82-8	Isopropylbenzene	5.7	U vs	5.7	0.86	

FORM I
GC/MS VOA ORGANICS ANALYSIS DATA SHEET

Lab Name: Eurofins Buffalo | Job No.: 480-196877-1

SDG No.:

Client Sample ID: SD-09 | Lab Sample ID: 480-196877-10

Matrix: Solid | Lab File ID: M03287.D

Analysis Method: 8260C | Date Collected: 04/15/2022 13:50

Sample wt/vol: 5.01(g) | Date Analyzed: 04/19/2022 23:52

Soil Aliquot Vol: | Dilution Factor: 1

Soil Extract Vol.: | GC Column: ZB-624 (30) VOA ID: 0.25(mm)

% Moisture: 12.9 | Level: (low/med) Low

Analysis Batch No.: 622335 | Units: ug/Kg

CAS NO.	COMPOUND NAME	RESULT	Q	RL	MDL	
79-20-9	Methyl acetate	29	U vs	29	3.5	
1634-04-4	Methyl tert-butyl ether	5.7	U vs	5.7	0.56	
108-87-2	Methylcyclohexane	5.7	U vs	5.7	0.87	
75-09-2	Methylene Chloride	5.7 UJ 4.2	J B vs	5.7	2.6	
100-42-5	Styrene	5.7	U vs	5.7	0.29	
127-18-4	Tetrachloroethene	5.7	U vs	5.7	0.77	
108-88-3	Toluene	5.7	U vs	5.7	0.43	
156-60-5	trans-1,2-Dichloroethene	5.7	U vs	5.7	0.59	
10061-02-6	trans-1,3-Dichloropropene	5.7	U vs	5.7	2.5	
79-01-6	Trichloroethene	5.7	U vs	5.7	1.3	
75-69-4	Trichlorofluoromethane	5.7	U vs	5.7	0.54	UJ
75-01-4	Vinyl chloride	5.7	U vs	5.7	0.70	UJ
1330-20-7	Xylenes, Total	11	U vs	11	0.96	

CAS NO.	SURROGATE	%REC	Q	LIMITS
17060-07-0	1,2-Dichloroethane-d4 (Surr)	100		64-126
460-00-4	4-Bromofluorobenzene (Surr)	97		72-126
1868-53-7	Dibromofluoromethane (Surr)	102		60-140
2037-26-5	Toluene-d8 (Surr)	98		71-125

MKP 5/31/2022

FORM I
GC/MS VOA ORGANICS ANALYSIS DATA SHEET

Lab Name: Eurofins Buffalo | Job No.: 480-196877-1
SDG No.:
Client Sample ID: SE-09 | Lab Sample ID: 480-196877-11
Matrix: Solid | Lab File ID: M03288.D
Analysis Method: 8260C | Date Collected: 04/15/2022 13:45
Sample wt/vol: 5.01(g) | Date Analyzed: 04/20/2022 00:16
Soil Aliquot Vol: | Dilution Factor: 1
Soil Extract Vol.: | GC Column: ZB-624 (30) VOA ID: 0.25(mm)
% Moisture: 13.9 | Level: (low/med) Low
Analysis Batch No.: 622335 | Units: ug/Kg

CAS NO.	COMPOUND NAME	RESULT	Q	RL	MDL	
71-55-6	1,1,1-Trichloroethane	5.8	U vs	5.8	0.42	
79-34-5	1,1,2,2-Tetrachloroethane	5.8	U vs	5.8	0.94	
76-13-1	1,1,2-Trichloro-1,2,2-trifluoroethane	5.8	U vs	5.8	1.3	
79-00-5	1,1,2-Trichloroethane	5.8	U vs	5.8	0.75	
75-34-3	1,1-Dichloroethane	5.8	U vs	5.8	0.71	
75-35-4	1,1-Dichloroethene	5.8	U vs	5.8	0.71	
120-82-1	1,2,4-Trichlorobenzene	5.8	U vs	5.8	0.35	
96-12-8	1,2-Dibromo-3-Chloropropane	5.8	U vs	5.8	2.9	
106-93-4	1,2-Dibromoethane	5.8	U vs	5.8	0.74	
95-50-1	1,2-Dichlorobenzene	5.8	U vs	5.8	0.45	
107-06-2	1,2-Dichloroethane	5.8	U vs	5.8	0.29	
78-87-5	1,2-Dichloropropane	5.8	U vs	5.8	2.9	
541-73-1	1,3-Dichlorobenzene	5.8	U vs	5.8	0.30	
106-46-7	1,4-Dichlorobenzene	5.8	U vs	5.8	0.81	
78-93-3	2-Butanone (MEK)	29	U F1 vs	29	2.1	UJ
591-78-6	2-Hexanone	29	U vs	29	2.9	
108-10-1	4-Methyl-2-pentanone (MIBK)	29	U vs	29	1.9	
67-64-1	Acetone	29	U vs	29	4.9	
71-43-2	Benzene	5.8	U vs	5.8	0.28	
75-27-4	Bromodichloromethane	5.8	U vs	5.8	0.78	
75-25-2	Bromoform	5.8	U vs	5.8	2.9	
74-83-9	Bromomethane	5.8	U vs	5.8	0.52	
75-15-0	Carbon disulfide	5.8	U vs	5.8	2.9	
56-23-5	Carbon tetrachloride	5.8	U vs	5.8	0.56	
108-90-7	Chlorobenzene	5.8	U vs	5.8	0.77	
75-00-3	Chloroethane	5.8	U vs	5.8	1.3	
67-66-3	Chloroform	5.8	U vs	5.8	0.36	
74-87-3	Chloromethane	5.8	U vs	5.8	0.35	
156-59-2	cis-1,2-Dichloroethene	5.8	U vs	5.8	0.74	
10061-01-5	cis-1,3-Dichloropropene	5.8	U vs	5.8	0.83	
110-82-7	Cyclohexane	5.8	U vs	5.8	0.81	
124-48-1	Dibromochloromethane	5.8	U vs	5.8	0.74	
75-71-8	Dichlorodifluoromethane	5.8	U vs	5.8	0.48	UJ
100-41-4	Ethylbenzene	5.8	U vs	5.8	0.40	
98-82-8	Isopropylbenzene	5.8	U vs	5.8	0.87	

MKP 5/31/2022

FORM I
GC/MS VOA ORGANICS ANALYSIS DATA SHEET

Lab Name: Eurofins Buffalo | Job No.: 480-196877-1

SDG No.:

Client Sample ID: SE-09 | Lab Sample ID: 480-196877-11

Matrix: Solid | Lab File ID: M03288.D

Analysis Method: 8260C | Date Collected: 04/15/2022 13:45

Sample wt/vol: 5.01(g) | Date Analyzed: 04/20/2022 00:16

Soil Aliquot Vol: | Dilution Factor: 1

Soil Extract Vol.: | GC Column: ZB-624 (30) VOA ID: 0.25(mm)

% Moisture: 13.9 | Level: (low/med) Low

Analysis Batch No.: 622335 | Units: ug/Kg

CAS NO.	COMPOUND NAME	RESULT	Q	RL	MDL	
79-20-9	Methyl acetate	29	U vs	29	3.5	
1634-04-4	Methyl tert-butyl ether	5.8	U vs	5.8	0.57	
108-87-2	Methylcyclohexane	5.8	U vs	5.8	0.88	
75-09-2	Methylene Chloride	5.8 UJ ~~3.1~~	J B vs	5.8	2.7	
100-42-5	Styrene	5.8	U vs	5.8	0.29	
127-18-4	Tetrachloroethene	5.8	U vs	5.8	0.78	
108-88-3	Toluene	5.8 UJ ~~0.47~~	J B vs	5.8	0.44	
156-60-5	trans-1,2-Dichloroethene	5.8	U vs	5.8	0.60	
10061-02-6	trans-1,3-Dichloropropene	5.8	U vs	5.8	2.6	
79-01-6	Trichloroethene	5.8	U vs	5.8	1.3	
75-69-4	Trichlorofluoromethane	5.8	U vs	5.8	0.55	UJ
75-01-4	Vinyl chloride	5.8	U vs	5.8	0.71	UJ
1330-20-7	Xylenes, Total	12	U vs	12	0.97	

CAS NO.	SURROGATE	%REC	Q	LIMITS
17060-07-0	1,2-Dichloroethane-d4 (Surr)	100		64-126
460-00-4	4-Bromofluorobenzene (Surr)	96		72-126
1868-53-7	Dibromofluoromethane (Surr)	100		60-140
2037-26-5	Toluene-d8 (Surr)	96		71-125

MKP 5/31/2022

Method 8270D

Semivolatile Organic Compounds (GC/MS) by Method 8270D

No data validation qualifiers were added

MKP 5/31/2022

FORM I
GC/MS SEMI VOA ORGANICS ANALYSIS DATA SHEET

Lab Name: Eurofins Buffalo | Job No.: 480-196877-1
SDG No.:
Client Sample ID: SB-01 | Lab Sample ID: 480-196877-1
Matrix: Solid | Lab File ID: X21482134.D
Analysis Method: 8270D | Date Collected: 04/15/2022 11:40
Extract. Method: 3550C | Date Extracted: 04/18/2022 15:35
Sample wt/vol: 30.31(g) | Date Analyzed: 04/21/2022 21:10
Con. Extract Vol.: 1(mL) | Dilution Factor: 1
Injection Volume: 1(uL) | Level: (low/med) Low
% Moisture: 16.8 | GPC Cleanup:(Y/N) N
Analysis Batch No.: 622578 | Units: ug/Kg

CAS NO.	COMPOUND NAME	RESULT	Q	RL	MDL
95-95-4	2,4,5-Trichlorophenol	200	U	200	55
88-06-2	2,4,6-Trichlorophenol	200	U	200	40
120-83-2	2,4-Dichlorophenol	200	U	200	21
105-67-9	2,4-Dimethylphenol	200	U	200	49
51-28-5	2,4-Dinitrophenol	2000	U	2000	930
121-14-2	2,4-Dinitrotoluene	200	U	200	42
606-20-2	2,6-Dinitrotoluene	200	U	200	24
91-58-7	2-Chloronaphthalene	200	U	200	33
95-57-8	2-Chlorophenol	390	U	390	37
91-57-6	2-Methylnaphthalene	200	U	200	40
95-48-7	2-Methylphenol	200	U	200	24
88-74-4	2-Nitroaniline	390	U	390	30
88-75-5	2-Nitrophenol	200	U	200	57
91-94-1	3,3'-Dichlorobenzidine	390	U	390	240
99-09-2	3-Nitroaniline	390	U	390	56
534-52-1	4,6-Dinitro-2-methylphenol	390	U	390	200
101-55-3	4-Bromophenyl phenyl ether	200	U	200	29
59-50-7	4-Chloro-3-methylphenol	200	U	200	50
106-47-8	4-Chloroaniline	200	U	200	50
7005-72-3	4-Chlorophenyl phenyl ether	200	U	200	25
106-44-5	4-Methylphenol	390	U	390	24
100-01-6	4-Nitroaniline	390	U	390	110
100-02-7	4-Nitrophenol	390	U	390	140
83-32-9	Acenaphthene	200	U	200	30
208-96-8	Acenaphthylene	200	U	200	26
98-86-2	Acetophenone	200	U	200	27
120-12-7	Anthracene	200	U	200	50
1912-24-9	Atrazine	200	U	200	70
100-52-7	Benzaldehyde	200	U	200	160
56-55-3	Benzo[a]anthracene	200	U	200	20
50-32-8	Benzo[a]pyrene	200	U	200	30
205-99-2	Benzo[b]fluoranthene	200	U	200	32
191-24-2	Benzo[g,h,i]perylene	200	U	200	21
207-08-9	Benzo[k]fluoranthene	200	U	200	26

FORM I
GC/MS SEMI VOA ORGANICS ANALYSIS DATA SHEET

Lab Name: Eurofins Buffalo | Job No.: 480-196877-1
SDG No.:
Client Sample ID: SB-01 | Lab Sample ID: 480-196877-1
Matrix: Solid | Lab File ID: X21482134.D
Analysis Method: 8270D | Date Collected: 04/15/2022 11:40
Extract. Method: 3550C | Date Extracted: 04/18/2022 15:35
Sample wt/vol: 30.31(g) | Date Analyzed: 04/21/2022 21:10
Con. Extract Vol.: 1(mL) | Dilution Factor: 1
Injection Volume: 1(uL) | Level: (low/med) Low
% Moisture: 16.8 | GPC Cleanup:(Y/N) N
Analysis Batch No.: 622578 | Units: ug/Kg

CAS NO.	COMPOUND NAME	RESULT	Q	RL	MDL
92-52-4	Biphenyl	200	U	200	30
108-60-1	bis (2-chloroisopropyl) ether	200	U	200	40
111-91-1	Bis(2-chloroethoxy)methane	200	U	200	43
111-44-4	Bis(2-chloroethyl)ether	200	U	200	26
117-81-7	Bis(2-ethylhexyl) phthalate	200	U	200	69
85-68-7	Butyl benzyl phthalate	200	U	200	33
105-60-2	Caprolactam	200	U	200	61
86-74-8	Carbazole	200	U	200	24
218-01-9	Chrysene	200	U	200	45
53-70-3	Dibenz(a,h)anthracene	200	U	200	36
132-64-9	Dibenzofuran	200	U	200	24
84-66-2	Diethyl phthalate	200	U	200	26
131-11-3	Dimethyl phthalate	200	U	200	24
84-74-2	Di-n-butyl phthalate	200	U	200	35
117-84-0	Di-n-octyl phthalate	200	U	200	24
206-44-0	Fluoranthene	200	U	200	21
86-73-7	Fluorene	200	U	200	24
118-74-1	Hexachlorobenzene	200	U	200	27
87-68-3	Hexachlorobutadiene	200	U	200	30
77-47-4	Hexachlorocyclopentadiene	200	U	200	27
67-72-1	Hexachloroethane	200	U	200	26
193-39-5	Indeno[1,2,3-cd]pyrene	200	U	200	25
78-59-1	Isophorone	200	U	200	43
91-20-3	Naphthalene	200	U	200	26
98-95-3	Nitrobenzene	200	U	200	23
621-64-7	N-Nitrosodi-n-propylamine	200	U	200	35
86-30-6	N-Nitrosodiphenylamine	200	U	200	160
87-86-5	Pentachlorophenol	390	U	390	200
85-01-8	Phenanthrene	200	U	200	30
108-95-2	Phenol	200	U	200	31
129-00-0	Pyrene	200	U	200	24

FORM I
GC/MS SEMI VOA ORGANICS ANALYSIS DATA SHEET

Lab Name: Eurofins Buffalo | Job No.: 480-196877-1
SDG No.:
Client Sample ID: SB-02 | Lab Sample ID: 480-196877-2
Matrix: Solid | Lab File ID: X21482135.D
Analysis Method: 8270D | Date Collected: 04/15/2022 11:50
Extract. Method: 3550C | Date Extracted: 04/18/2022 15:35
Sample wt/vol: 30.51(g) | Date Analyzed: 04/21/2022 21:34
Con. Extract Vol.: 1(mL) | Dilution Factor: 1
Injection Volume: 1(uL) | Level: (low/med) Low
% Moisture: 18.9 | GPC Cleanup:(Y/N) N
Analysis Batch No.: 622578 | Units: ug/Kg

CAS NO.	COMPOUND NAME	RESULT	Q	RL	MDL
95-95-4	2,4,5-Trichlorophenol	210	U	210	56
88-06-2	2,4,6-Trichlorophenol	210	U	210	41
120-83-2	2,4-Dichlorophenol	210	U	210	22
105-67-9	2,4-Dimethylphenol	210	U	210	50
51-28-5	2,4-Dinitrophenol	2000	U	2000	950
121-14-2	2,4-Dinitrotoluene	210	U	210	42
606-20-2	2,6-Dinitrotoluene	210	U	210	24
91-58-7	2-Chloronaphthalene	210	U	210	34
95-57-8	2-Chlorophenol	400	U	400	38
91-57-6	2-Methylnaphthalene	210	U	210	41
95-48-7	2-Methylphenol	210	U	210	24
88-74-4	2-Nitroaniline	400	U	400	30
88-75-5	2-Nitrophenol	210	U	210	58
91-94-1	3,3'-Dichlorobenzidine	400	U	400	240
99-09-2	3-Nitroaniline	400	U	400	57
534-52-1	4,6-Dinitro-2-methylphenol	400	U	400	210
101-55-3	4-Bromophenyl phenyl ether	210	U	210	29
59-50-7	4-Chloro-3-methylphenol	210	U	210	51
106-47-8	4-Chloroaniline	210	U	210	51
7005-72-3	4-Chlorophenyl phenyl ether	210	U	210	25
106-44-5	4-Methylphenol	400	U	400	24
100-01-6	4-Nitroaniline	400	U	400	110
100-02-7	4-Nitrophenol	400	U	400	140
83-32-9	Acenaphthene	210	U	210	30
208-96-8	Acenaphthylene	210	U	210	27
98-86-2	Acetophenone	210	U	210	28
120-12-7	Anthracene	210	U	210	51
1912-24-9	Atrazine	210	U	210	72
100-52-7	Benzaldehyde	210	U	210	160
56-55-3	Benzo[a]anthracene	42	J	210	21
50-32-8	Benzo[a]pyrene	47	J	210	30
205-99-2	Benzo[b]fluoranthene	62	J	210	33
191-24-2	Benzo[g,h,i]perylene	33	J	210	22
207-08-9	Benzo[k]fluoranthene	27	J	210	27

FORM I
GC/MS SEMI VOA ORGANICS ANALYSIS DATA SHEET

Lab Name: Eurofins Buffalo | Job No.: 480-196877-1

SDG No.:

Client Sample ID: SB-02 | Lab Sample ID: 480-196877-2

Matrix: Solid | Lab File ID: X21482135.D

Analysis Method: 8270D | Date Collected: 04/15/2022 11:50

Extract. Method: 3550C | Date Extracted: 04/18/2022 15:35

Sample wt/vol: 30.51(g) | Date Analyzed: 04/21/2022 21:34

Con. Extract Vol.: 1(mL) | Dilution Factor: 1

Injection Volume: 1(uL) | Level: (low/med) Low

% Moisture: 18.9 | GPC Cleanup:(Y/N) N

Analysis Batch No.: 622578 | Units: ug/Kg

CAS NO.	COMPOUND NAME	RESULT	Q	RL	MDL
92-52-4	Biphenyl	210	U	210	30
108-60-1	bis (2-chloroisopropyl) ether	210	U	210	41
111-91-1	Bis(2-chloroethoxy)methane	210	U	210	44
111-44-4	Bis(2-chloroethyl)ether	210	U	210	27
117-81-7	Bis(2-ethylhexyl) phthalate	210	U	210	70
85-68-7	Butyl benzyl phthalate	210	U	210	34
105-60-2	Caprolactam	210	U	210	62
86-74-8	Carbazole	210	U	210	24
218-01-9	Chrysene	46	J	210	46
53-70-3	Dibenz(a,h)anthracene	210	U	210	36
132-64-9	Dibenzofuran	210	U	210	24
84-66-2	Diethyl phthalate	210	U	210	27
131-11-3	Dimethyl phthalate	210	U	210	24
84-74-2	Di-n-butyl phthalate	210	U	210	35
117-84-0	Di-n-octyl phthalate	210	U	210	24
206-44-0	Fluoranthene	100	J	210	22
86-73-7	Fluorene	210	U	210	24
118-74-1	Hexachlorobenzene	210	U	210	28
87-68-3	Hexachlorobutadiene	210	U	210	30
77-47-4	Hexachlorocyclopentadiene	210	U	210	28
67-72-1	Hexachloroethane	210	U	210	27
193-39-5	Indeno[1,2,3-cd]pyrene	33	J	210	25
78-59-1	Isophorone	210	U	210	44
91-20-3	Naphthalene	210	U	210	27
98-95-3	Nitrobenzene	210	U	210	23
621-64-7	N-Nitrosodi-n-propylamine	210	U	210	35
86-30-6	N-Nitrosodiphenylamine	210	U	210	170
87-86-5	Pentachlorophenol	400	U	400	210
85-01-8	Phenanthrene	54	J	210	30
108-95-2	Phenol	210	U	210	32
129-00-0	Pyrene	87	J	210	24

FORM I
GC/MS SEMI VOA ORGANICS ANALYSIS DATA SHEET

Lab Name: Eurofins Buffalo | Job No.: 480-196877-1

SDG No.:

Client Sample ID: SB-03 | Lab Sample ID: 480-196877-3

Matrix: Solid | Lab File ID: X21482152.D

Analysis Method: 8270D | Date Collected: 04/15/2022 12:00

Extract. Method: 3550C | Date Extracted: 04/18/2022 15:35

Sample wt/vol: 30.48(g) | Date Analyzed: 04/22/2022 15:50

Con. Extract Vol.: 1(mL) | Dilution Factor: 1

Injection Volume: 1(uL) | Level: (low/med) Low

% Moisture: 20.5 | GPC Cleanup:(Y/N) N

Analysis Batch No.: 622785 | Units: ug/Kg

CAS NO.	COMPOUND NAME	RESULT	Q	RL	MDL
95-95-4	2,4,5-Trichlorophenol	210	U	210	57
88-06-2	2,4,6-Trichlorophenol	210	U	210	42
120-83-2	2,4-Dichlorophenol	210	U	210	22
105-67-9	2,4-Dimethylphenol	210	U	210	51
51-28-5	2,4-Dinitrophenol	2100	U	2100	970
121-14-2	2,4-Dinitrotoluene	210	U	210	43
606-20-2	2,6-Dinitrotoluene	210	U	210	25
91-58-7	2-Chloronaphthalene	210	U	210	35
95-57-8	2-Chlorophenol	410	U	410	38
91-57-6	2-Methylnaphthalene	210	U	210	42
95-48-7	2-Methylphenol	210	U	210	25
88-74-4	2-Nitroaniline	410	U	410	31
88-75-5	2-Nitrophenol	210	U	210	59
91-94-1	3,3'-Dichlorobenzidine	410	U	410	250
99-09-2	3-Nitroaniline	410	U	410	58
534-52-1	4,6-Dinitro-2-methylphenol	410	U	410	210
101-55-3	4-Bromophenyl phenyl ether	210	U	210	30
59-50-7	4-Chloro-3-methylphenol	210	U	210	52
106-47-8	4-Chloroaniline	210	U	210	52
7005-72-3	4-Chlorophenyl phenyl ether	210	U	210	26
106-44-5	4-Methylphenol	410	U	410	25
100-01-6	4-Nitroaniline	410	U	410	110
100-02-7	4-Nitrophenol	410	U	410	150
83-32-9	Acenaphthene	210	U	210	31
208-96-8	Acenaphthylene	210	U	210	27
98-86-2	Acetophenone	210	U	210	28
120-12-7	Anthracene	210	U	210	52
1912-24-9	Atrazine	210	U	210	73
100-52-7	Benzaldehyde	210	U	210	170
56-55-3	Benzo[a]anthracene	210	U	210	21
50-32-8	Benzo[a]pyrene	210	U	210	31
205-99-2	Benzo[b]fluoranthene	210	U	210	33
191-24-2	Benzo[g,h,i]perylene	210	U	210	22
207-08-9	Benzo[k]fluoranthene	210	U	210	27

FORM I
GC/MS SEMI VOA ORGANICS ANALYSIS DATA SHEET

Lab Name: Eurofins Buffalo | Job No.: 480-196877-1
SDG No.:
Client Sample ID: SB-03 | Lab Sample ID: 480-196877-3
Matrix: Solid | Lab File ID: X21482152.D
Analysis Method: 8270D | Date Collected: 04/15/2022 12:00
Extract. Method: 3550C | Date Extracted: 04/18/2022 15:35
Sample wt/vol: 30.48(g) | Date Analyzed: 04/22/2022 15:50
Con. Extract Vol.: 1(mL) | Dilution Factor: 1
Injection Volume: 1(uL) | Level: (low/med) Low
% Moisture: 20.5 | GPC Cleanup:(Y/N) N
Analysis Batch No.: 622785 | Units: ug/Kg

CAS NO.	COMPOUND NAME	RESULT	Q	RL	MDL
92-52-4	Biphenyl	210	U	210	31
108-60-1	bis (2-chloroisopropyl) ether	210	U	210	42
111-91-1	Bis(2-chloroethoxy)methane	210	U	210	45
111-44-4	Bis(2-chloroethyl)ether	210	U	210	27
117-81-7	Bis(2-ethylhexyl) phthalate	210	U	210	72
85-68-7	Butyl benzyl phthalate	210	U	210	35
105-60-2	Caprolactam	210	U	210	63
86-74-8	Carbazole	210	U	210	25
218-01-9	Chrysene	210	U	210	47
53-70-3	Dibenz(a,h)anthracene	210	U	210	37
132-64-9	Dibenzofuran	210	U	210	25
84-66-2	Diethyl phthalate	210	U	210	27
131-11-3	Dimethyl phthalate	210	U	210	25
84-74-2	Di-n-butyl phthalate	210	U	210	36
117-84-0	Di-n-octyl phthalate	46	J	210	25
206-44-0	Fluoranthene	210	U	210	22
86-73-7	Fluorene	210	U	210	25
118-74-1	Hexachlorobenzene	210	U	210	28
87-68-3	Hexachlorobutadiene	210	U	210	31
77-47-4	Hexachlorocyclopentadiene	210	U	210	28
67-72-1	Hexachloroethane	210	U	210	27
193-39-5	Indeno[1,2,3-cd]pyrene	210	U	210	26
78-59-1	Isophorone	210	U	210	45
91-20-3	Naphthalene	210	U	210	27
98-95-3	Nitrobenzene	210	U	210	24
621-64-7	N-Nitrosodi-n-propylamine	210	U	210	36
86-30-6	N-Nitrosodiphenylamine	210	U	210	170
87-86-5	Pentachlorophenol	410	U	410	210
85-01-8	Phenanthrene	210	U	210	31
108-95-2	Phenol	210	U	210	32
129-00-0	Pyrene	210	U	210	25

FORM I
GC/MS SEMI VOA ORGANICS ANALYSIS DATA SHEET

Lab Name: Eurofins Buffalo | Job No.: 480-196877-1
SDG No.:
Client Sample ID: SB-04 | Lab Sample ID: 480-196877-4
Matrix: Solid | Lab File ID: X21482153.D
Analysis Method: 8270D | Date Collected: 04/15/2022 12:10
Extract. Method: 3550C | Date Extracted: 04/18/2022 15:35
Sample wt/vol: 30.63(g) | Date Analyzed: 04/22/2022 16:14
Con. Extract Vol.: 1(mL) | Dilution Factor: 1
Injection Volume: 1(uL) | Level: (low/med) Low
% Moisture: 15.6 | GPC Cleanup:(Y/N) N
Analysis Batch No.: 622785 | Units: ug/Kg

CAS NO.	COMPOUND NAME	RESULT	Q	RL	MDL
95-95-4	2,4,5-Trichlorophenol	200	U	200	53
88-06-2	2,4,6-Trichlorophenol	200	U	200	39
120-83-2	2,4-Dichlorophenol	200	U	200	21
105-67-9	2,4-Dimethylphenol	200	U	200	48
51-28-5	2,4-Dinitrophenol	1900	U	1900	910
121-14-2	2,4-Dinitrotoluene	200	U	200	41
606-20-2	2,6-Dinitrotoluene	200	U	200	23
91-58-7	2-Chloronaphthalene	200	U	200	33
95-57-8	2-Chlorophenol	380	U	380	36
91-57-6	2-Methylnaphthalene	200	U	200	39
95-48-7	2-Methylphenol	200	U	200	23
88-74-4	2-Nitroaniline	380	U	380	29
88-75-5	2-Nitrophenol	200	U	200	56
91-94-1	3,3'-Dichlorobenzidine	380	U	380	230
99-09-2	3-Nitroaniline	380	U	380	55
534-52-1	4,6-Dinitro-2-methylphenol	380	U	380	200
101-55-3	4-Bromophenyl phenyl ether	200	U	200	28
59-50-7	4-Chloro-3-methylphenol	200	U	200	49
106-47-8	4-Chloroaniline	200	U	200	49
7005-72-3	4-Chlorophenyl phenyl ether	200	U	200	24
106-44-5	4-Methylphenol	380	U	380	23
100-01-6	4-Nitroaniline	380	U	380	100
100-02-7	4-Nitrophenol	380	U	380	140
83-32-9	Acenaphthene	200	U	200	29
208-96-8	Acenaphthylene	200	U	200	26
98-86-2	Acetophenone	200	U	200	27
120-12-7	Anthracene	200	U	200	49
1912-24-9	Atrazine	200	U	200	69
100-52-7	Benzaldehyde	200	U	200	160
56-55-3	Benzo[a]anthracene	200	U	200	20
50-32-8	Benzo[a]pyrene	200	U	200	29
205-99-2	Benzo[b]fluoranthene	200	U	200	31
191-24-2	Benzo[g,h,i]perylene	200	U	200	21
207-08-9	Benzo[k]fluoranthene	200	U	200	26

FORM I
GC/MS SEMI VOA ORGANICS ANALYSIS DATA SHEET

Lab Name: Eurofins Buffalo | Job No.: 480-196877-1
SDG No.:
Client Sample ID: SB-04 | Lab Sample ID: 480-196877-4
Matrix: Solid | Lab File ID: X21482153.D
Analysis Method: 8270D | Date Collected: 04/15/2022 12:10
Extract. Method: 3550C | Date Extracted: 04/18/2022 15:35
Sample wt/vol: 30.63(g) | Date Analyzed: 04/22/2022 16:14
Con. Extract Vol.: 1(mL) | Dilution Factor: 1
Injection Volume: 1(uL) | Level: (low/med) Low
% Moisture: 15.6 | GPC Cleanup:(Y/N) N
Analysis Batch No.: 622785 | Units: ug/Kg

CAS NO.	COMPOUND NAME	RESULT	Q	RL	MDL
92-52-4	Biphenyl	200	U	200	29
108-60-1	bis (2-chloroisopropyl) ether	200	U	200	39
111-91-1	Bis(2-chloroethoxy)methane	200	U	200	42
111-44-4	Bis(2-chloroethyl)ether	200	U	200	26
117-81-7	Bis(2-ethylhexyl) phthalate	200	U	200	67
85-68-7	Butyl benzyl phthalate	200	U	200	33
105-60-2	Caprolactam	200	U	200	59
86-74-8	Carbazole	200	U	200	23
218-01-9	Chrysene	200	U	200	44
53-70-3	Dibenz(a,h)anthracene	200	U	200	35
132-64-9	Dibenzofuran	200	U	200	23
84-66-2	Diethyl phthalate	200	U	200	26
131-11-3	Dimethyl phthalate	200	U	200	23
84-74-2	Di-n-butyl phthalate	200	U	200	34
117-84-0	Di-n-octyl phthalate	200	U	200	23
206-44-0	Fluoranthene	200	U	200	21
86-73-7	Fluorene	200	U	200	23
118-74-1	Hexachlorobenzene	200	U	200	27
87-68-3	Hexachlorobutadiene	200	U	200	29
77-47-4	Hexachlorocyclopentadiene	200	U	200	27
67-72-1	Hexachloroethane	200	U	200	26
193-39-5	Indeno[1,2,3-cd]pyrene	200	U	200	24
78-59-1	Isophorone	200	U	200	42
91-20-3	Naphthalene	200	U	200	26
98-95-3	Nitrobenzene	200	U	200	22
621-64-7	N-Nitrosodi-n-propylamine	200	U	200	34
86-30-6	N-Nitrosodiphenylamine	200	U	200	160
87-86-5	Pentachlorophenol	380	U	380	200
85-01-8	Phenanthrene	200	U	200	29
108-95-2	Phenol	200	U	200	30
129-00-0	Pyrene	200	U	200	23

FORM I
GC/MS SEMI VOA ORGANICS ANALYSIS DATA SHEET

Lab Name: Eurofins Buffalo | Job No.: 480-196877-1
SDG No.:
Client Sample ID: SB-05 | Lab Sample ID: 480-196877-5
Matrix: Solid | Lab File ID: X21482154.D
Analysis Method: 8270D | Date Collected: 04/15/2022 12:20
Extract. Method: 3550C | Date Extracted: 04/18/2022 15:35
Sample wt/vol: 30.88(g) | Date Analyzed: 04/22/2022 16:39
Con. Extract Vol.: 1(mL) | Dilution Factor: 1
Injection Volume: 1(uL) | Level: (low/med) Low
% Moisture: 17.3 | GPC Cleanup:(Y/N) N
Analysis Batch No.: 622785 | Units: ug/Kg

CAS NO.	COMPOUND NAME	RESULT	Q	RL	MDL
95-95-4	2,4,5-Trichlorophenol	200	U	200	54
88-06-2	2,4,6-Trichlorophenol	200	U	200	40
120-83-2	2,4-Dichlorophenol	200	U	200	21
105-67-9	2,4-Dimethylphenol	200	U	200	48
51-28-5	2,4-Dinitrophenol	1900	U	1900	920
121-14-2	2,4-Dinitrotoluene	200	U	200	41
606-20-2	2,6-Dinitrotoluene	200	U	200	23
91-58-7	2-Chloronaphthalene	200	U	200	33
95-57-8	2-Chlorophenol	390	U	390	36
91-57-6	2-Methylnaphthalene	200	U	200	40
95-48-7	2-Methylphenol	200	U	200	23
88-74-4	2-Nitroaniline	390	U	390	29
88-75-5	2-Nitrophenol	200	U	200	56
91-94-1	3,3'-Dichlorobenzidine	390	U	390	230
99-09-2	3-Nitroaniline	390	U	390	55
534-52-1	4,6-Dinitro-2-methylphenol	390	U	390	200
101-55-3	4-Bromophenyl phenyl ether	200	U	200	28
59-50-7	4-Chloro-3-methylphenol	200	U	200	49
106-47-8	4-Chloroaniline	200	U	200	49
7005-72-3	4-Chlorophenyl phenyl ether	200	U	200	25
106-44-5	4-Methylphenol	390	U	390	23
100-01-6	4-Nitroaniline	390	U	390	100
100-02-7	4-Nitrophenol	390	U	390	140
83-32-9	Acenaphthene	200	U	200	29
208-96-8	Acenaphthylene	200	U	200	26
98-86-2	Acetophenone	200	U	200	27
120-12-7	Anthracene	200	U	200	49
1912-24-9	Atrazine	200	U	200	69
100-52-7	Benzaldehyde	200	U	200	160
56-55-3	Benzo[a]anthracene	200	U	200	20
50-32-8	Benzo[a]pyrene	200	U	200	29
205-99-2	Benzo[b]fluoranthene	200	U	200	32
191-24-2	Benzo[g,h,i]perylene	200	U	200	21
207-08-9	Benzo[k]fluoranthene	200	U	200	26

FORM I
GC/MS SEMI VOA ORGANICS ANALYSIS DATA SHEET

Lab Name: Eurofins Buffalo | Job No.: 480-196877-1
SDG No.:
Client Sample ID: SB-05 | Lab Sample ID: 480-196877-5
Matrix: Solid | Lab File ID: X21482154.D
Analysis Method: 8270D | Date Collected: 04/15/2022 12:20
Extract. Method: 3550C | Date Extracted: 04/18/2022 15:35
Sample wt/vol: 30.88(g) | Date Analyzed: 04/22/2022 16:39
Con. Extract Vol.: 1(mL) | Dilution Factor: 1
Injection Volume: 1(uL) | Level: (low/med) Low
% Moisture: 17.3 | GPC Cleanup:(Y/N) N
Analysis Batch No.: 622785 | Units: ug/Kg

CAS NO.	COMPOUND NAME	RESULT	Q	RL	MDL
92-52-4	Biphenyl	200	U	200	29
108-60-1	bis (2-chloroisopropyl) ether	200	U	200	40
111-91-1	Bis(2-chloroethoxy)methane	200	U	200	42
111-44-4	Bis(2-chloroethyl)ether	200	U	200	26
117-81-7	Bis(2-ethylhexyl) phthalate	200	U	200	68
85-68-7	Butyl benzyl phthalate	200	U	200	33
105-60-2	Caprolactam	200	U	200	60
86-74-8	Carbazole	200	U	200	23
218-01-9	Chrysene	200	U	200	45
53-70-3	Dibenz(a,h)anthracene	200	U	200	35
132-64-9	Dibenzofuran	200	U	200	23
84-66-2	Diethyl phthalate	200	U	200	26
131-11-3	Dimethyl phthalate	200	U	200	23
84-74-2	Di-n-butyl phthalate	200	U	200	34
117-84-0	Di-n-octyl phthalate	200	U	200	23
206-44-0	Fluoranthene	200	U	200	21
86-73-7	Fluorene	200	U	200	23
118-74-1	Hexachlorobenzene	200	U	200	27
87-68-3	Hexachlorobutadiene	200	U	200	29
77-47-4	Hexachlorocyclopentadiene	200	U	200	27
67-72-1	Hexachloroethane	200	U	200	26
193-39-5	Indeno[1,2,3-cd]pyrene	200	U	200	25
78-59-1	Isophorone	200	U	200	42
91-20-3	Naphthalene	200	U	200	26
98-95-3	Nitrobenzene	200	U	200	22
621-64-7	N-Nitrosodi-n-propylamine	200	U	200	34
86-30-6	N-Nitrosodiphenylamine	200	U	200	160
87-86-5	Pentachlorophenol	390	U	390	200
85-01-8	Phenanthrene	200	U	200	29
108-95-2	Phenol	200	U	200	31
129-00-0	Pyrene	200	U	200	23

FORM I
GC/MS SEMI VOA ORGANICS ANALYSIS DATA SHEET

Lab Name: Eurofins Buffalo | Job No.: 480-196877-1
SDG No.:
Client Sample ID: SB-06 | Lab Sample ID: 480-196877-6
Matrix: Solid | Lab File ID: X21482155.D
Analysis Method: 8270D | Date Collected: 04/15/2022 12:25
Extract. Method: 3550C | Date Extracted: 04/18/2022 15:35
Sample wt/vol: 30.85(g) | Date Analyzed: 04/22/2022 17:03
Con. Extract Vol.: 1(mL) | Dilution Factor: 1
Injection Volume: 1(uL) | Level: (low/med) Low
% Moisture: 11.9 | GPC Cleanup:(Y/N) N
Analysis Batch No.: 622785 | Units: ug/Kg

CAS NO.	COMPOUND NAME	RESULT	Q	RL	MDL
95-95-4	2,4,5-Trichlorophenol	190	U	190	51
88-06-2	2,4,6-Trichlorophenol	190	U	190	38
120-83-2	2,4-Dichlorophenol	190	U	190	20
105-67-9	2,4-Dimethylphenol	190	U	190	45
51-28-5	2,4-Dinitrophenol	1800	U	1800	870
121-14-2	2,4-Dinitrotoluene	190	U	190	39
606-20-2	2,6-Dinitrotoluene	190	U	190	22
91-58-7	2-Chloronaphthalene	190	U	190	31
95-57-8	2-Chlorophenol	360	U	360	34
91-57-6	2-Methylnaphthalene	190	U	190	38
95-48-7	2-Methylphenol	190	U	190	22
88-74-4	2-Nitroaniline	360	U	360	28
88-75-5	2-Nitrophenol	190	U	190	53
91-94-1	3,3'-Dichlorobenzidine	360	U	360	220
99-09-2	3-Nitroaniline	360	U	360	52
534-52-1	4,6-Dinitro-2-methylphenol	360	U	360	190
101-55-3	4-Bromophenyl phenyl ether	190	U	190	26
59-50-7	4-Chloro-3-methylphenol	190	U	190	46
106-47-8	4-Chloroaniline	190	U	190	46
7005-72-3	4-Chlorophenyl phenyl ether	190	U	190	23
106-44-5	4-Methylphenol	360	U	360	22
100-01-6	4-Nitroaniline	360	U	360	98
100-02-7	4-Nitrophenol	360	U	360	130
83-32-9	Acenaphthene	190	U	190	28
208-96-8	Acenaphthylene	190	U	190	24
98-86-2	Acetophenone	190	U	190	25
120-12-7	Anthracene	190	U	190	46
1912-24-9	Atrazine	190	U	190	65
100-52-7	Benzaldehyde	190	U	190	150
56-55-3	Benzo[a]anthracene	190	U	190	19
50-32-8	Benzo[a]pyrene	190	U	190	28
205-99-2	Benzo[b]fluoranthene	190	U	190	30
191-24-2	Benzo[g,h,i]perylene	190	U	190	20
207-08-9	Benzo[k]fluoranthene	190	U	190	24

FORM I
GC/MS SEMI VOA ORGANICS ANALYSIS DATA SHEET

Lab Name: Eurofins Buffalo | Job No.: 480-196877-1
SDG No.:
Client Sample ID: SB-06 | Lab Sample ID: 480-196877-6
Matrix: Solid | Lab File ID: X21482155.D
Analysis Method: 8270D | Date Collected: 04/15/2022 12:25
Extract. Method: 3550C | Date Extracted: 04/18/2022 15:35
Sample wt/vol: 30.85(g) | Date Analyzed: 04/22/2022 17:03
Con. Extract Vol.: 1(mL) | Dilution Factor: 1
Injection Volume: 1(uL) | Level: (low/med) Low
% Moisture: 11.9 | GPC Cleanup:(Y/N) N
Analysis Batch No.: 622785 | Units: ug/Kg

CAS NO.	COMPOUND NAME	RESULT	Q	RL	MDL
92-52-4	Biphenyl	190	U	190	28
108-60-1	bis (2-chloroisopropyl) ether	190	U	190	38
111-91-1	Bis(2-chloroethoxy)methane	190	U	190	40
111-44-4	Bis(2-chloroethyl)ether	190	U	190	24
117-81-7	Bis(2-ethylhexyl) phthalate	190	U	190	64
85-68-7	Butyl benzyl phthalate	190	U	190	31
105-60-2	Caprolactam	190	U	190	56
86-74-8	Carbazole	190	U	190	22
218-01-9	Chrysene	190	U	190	42
53-70-3	Dibenz(a,h)anthracene	190	U	190	33
132-64-9	Dibenzofuran	190	U	190	22
84-66-2	Diethyl phthalate	190	U	190	24
131-11-3	Dimethyl phthalate	190	U	190	22
84-74-2	Di-n-butyl phthalate	190	U	190	32
117-84-0	Di-n-octyl phthalate	190	U	190	22
206-44-0	Fluoranthene	190	U	190	20
86-73-7	Fluorene	190	U	190	22
118-74-1	Hexachlorobenzene	190	U	190	25
87-68-3	Hexachlorobutadiene	190	U	190	28
77-47-4	Hexachlorocyclopentadiene	190	U	190	25
67-72-1	Hexachloroethane	190	U	190	24
193-39-5	Indeno[1,2,3-cd]pyrene	190	U	190	23
78-59-1	Isophorone	190	U	190	40
91-20-3	Naphthalene	190	U	190	24
98-95-3	Nitrobenzene	190	U	190	21
621-64-7	N-Nitrosodi-n-propylamine	190	U	190	32
86-30-6	N-Nitrosodiphenylamine	190	U	190	150
87-86-5	Pentachlorophenol	360	U	360	190
85-01-8	Phenanthrene	190	U	190	28
108-95-2	Phenol	190	U	190	29
129-00-0	Pyrene	190	U	190	22

FORM I
GC/MS SEMI VOA ORGANICS ANALYSIS DATA SHEET

Lab Name: Eurofins Buffalo | Job No.: 480-196877-1
SDG No.:
Client Sample ID: SB-07 | Lab Sample ID: 480-196877-7
Matrix: Solid | Lab File ID: X21482156.D
Analysis Method: 8270D | Date Collected: 04/15/2022 12:30
Extract. Method: 3550C | Date Extracted: 04/18/2022 15:35
Sample wt/vol: 30.77(g) | Date Analyzed: 04/22/2022 17:27
Con. Extract Vol.: 1(mL) | Dilution Factor: 1
Injection Volume: 1(uL) | Level: (low/med) Low
% Moisture: 13.2 | GPC Cleanup:(Y/N) N
Analysis Batch No.: 622785 | Units: ug/Kg

CAS NO.	COMPOUND NAME	RESULT	Q	RL	MDL
95-95-4	2,4,5-Trichlorophenol	190	U	190	52
88-06-2	2,4,6-Trichlorophenol	190	U	190	38
120-83-2	2,4-Dichlorophenol	190	U	190	20
105-67-9	2,4-Dimethylphenol	190	U	190	46
51-28-5	2,4-Dinitrophenol	1900	U	1900	880
121-14-2	2,4-Dinitrotoluene	190	U	190	39
606-20-2	2,6-Dinitrotoluene	190	U	190	22
91-58-7	2-Chloronaphthalene	190	U	190	31
95-57-8	2-Chlorophenol	370	U	370	35
91-57-6	2-Methylnaphthalene	190	U	190	38
95-48-7	2-Methylphenol	190	U	190	22
88-74-4	2-Nitroaniline	370	U	370	28
88-75-5	2-Nitrophenol	190	U	190	54
91-94-1	3,3'-Dichlorobenzidine	370	U	370	220
99-09-2	3-Nitroaniline	370	U	370	53
534-52-1	4,6-Dinitro-2-methylphenol	370	U	370	190
101-55-3	4-Bromophenyl phenyl ether	190	U	190	27
59-50-7	4-Chloro-3-methylphenol	190	U	190	47
106-47-8	4-Chloroaniline	190	U	190	47
7005-72-3	4-Chlorophenyl phenyl ether	190	U	190	24
106-44-5	4-Methylphenol	370	U	370	22
100-01-6	4-Nitroaniline	370	U	370	100
100-02-7	4-Nitrophenol	370	U	370	130
83-32-9	Acenaphthene	190	U	190	28
208-96-8	Acenaphthylene	190	U	190	25
98-86-2	Acetophenone	190	U	190	26
120-12-7	Anthracene	190	U	190	47
1912-24-9	Atrazine	190	U	190	66
100-52-7	Benzaldehyde	190	U	190	150
56-55-3	Benzo[a]anthracene	190	U	190	19
50-32-8	Benzo[a]pyrene	190	U	190	28
205-99-2	Benzo[b]fluoranthene	190	U	190	30
191-24-2	Benzo[g,h,i]perylene	190	U	190	20
207-08-9	Benzo[k]fluoranthene	190	U	190	25

FORM I
GC/MS SEMI VOA ORGANICS ANALYSIS DATA SHEET

Lab Name: Eurofins Buffalo | Job No.: 480-196877-1

SDG No.:

Client Sample ID: SB-07 | Lab Sample ID: 480-196877-7

Matrix: Solid | Lab File ID: X21482156.D

Analysis Method: 8270D | Date Collected: 04/15/2022 12:30

Extract. Method: 3550C | Date Extracted: 04/18/2022 15:35

Sample wt/vol: 30.77(g) | Date Analyzed: 04/22/2022 17:27

Con. Extract Vol.: 1(mL) | Dilution Factor: 1

Injection Volume: 1(uL) | Level: (low/med) Low

% Moisture: 13.2 | GPC Cleanup:(Y/N) N

Analysis Batch No.: 622785 | Units: ug/Kg

CAS NO.	COMPOUND NAME	RESULT	Q	RL	MDL
92-52-4	Biphenyl	190	U	190	28
108-60-1	bis (2-chloroisopropyl) ether	190	U	190	38
111-91-1	Bis(2-chloroethoxy)methane	190	U	190	40
111-44-4	Bis(2-chloroethyl)ether	190	U	190	25
117-81-7	Bis(2-ethylhexyl) phthalate	190	U	190	65
85-68-7	Butyl benzyl phthalate	190	U	190	31
105-60-2	Caprolactam	190	U	190	57
86-74-8	Carbazole	190	U	190	22
218-01-9	Chrysene	190	U	190	43
53-70-3	Dibenz(a,h)anthracene	190	U	190	34
132-64-9	Dibenzofuran	190	U	190	22
84-66-2	Diethyl phthalate	190	U	190	25
131-11-3	Dimethyl phthalate	190	U	190	22
84-74-2	Di-n-butyl phthalate	190	U	190	33
117-84-0	Di-n-octyl phthalate	190	U	190	22
206-44-0	Fluoranthene	190	U	190	20
86-73-7	Fluorene	190	U	190	22
118-74-1	Hexachlorobenzene	190	U	190	26
87-68-3	Hexachlorobutadiene	190	U	190	28
77-47-4	Hexachlorocyclopentadiene	190	U	190	26
67-72-1	Hexachloroethane	190	U	190	25
193-39-5	Indeno[1,2,3-cd]pyrene	190	U	190	24
78-59-1	Isophorone	190	U	190	40
91-20-3	Naphthalene	190	U	190	25
98-95-3	Nitrobenzene	190	U	190	21
621-64-7	N-Nitrosodi-n-propylamine	190	U	190	33
86-30-6	N-Nitrosodiphenylamine	190	U	190	150
87-86-5	Pentachlorophenol	370	U	370	190
85-01-8	Phenanthrene	190	U	190	28
108-95-2	Phenol	190	U	190	29
129-00-0	Pyrene	190	U	190	22

FORM I
GC/MS SEMI VOA ORGANICS ANALYSIS DATA SHEET

Lab Name: Eurofins Buffalo | Job No.: 480-196877-1
SDG No.:
Client Sample ID: SB-08 | Lab Sample ID: 480-196877-8
Matrix: Solid | Lab File ID: X21482157.D
Analysis Method: 8270D | Date Collected: 04/15/2022 12:35
Extract. Method: 3550C | Date Extracted: 04/18/2022 15:35
Sample wt/vol: 30.64(g) | Date Analyzed: 04/22/2022 17:51
Con. Extract Vol.: 1(mL) | Dilution Factor: 1
Injection Volume: 1(uL) | Level: (low/med) Low
% Moisture: 13.1 | GPC Cleanup:(Y/N) N
Analysis Batch No.: 622785 | Units: ug/Kg

CAS NO.	COMPOUND NAME	RESULT	Q	RL	MDL
95-95-4	2,4,5-Trichlorophenol	190	U	190	52
88-06-2	2,4,6-Trichlorophenol	190	U	190	38
120-83-2	2,4-Dichlorophenol	190	U	190	20
105-67-9	2,4-Dimethylphenol	190	U	190	46
51-28-5	2,4-Dinitrophenol	1900	U	1900	880
121-14-2	2,4-Dinitrotoluene	190	U	190	39
606-20-2	2,6-Dinitrotoluene	190	U	190	23
91-58-7	2-Chloronaphthalene	190	U	190	32
95-57-8	2-Chlorophenol	370	U	370	35
91-57-6	2-Methylnaphthalene	190	U	190	38
95-48-7	2-Methylphenol	190	U	190	23
88-74-4	2-Nitroaniline	370	U	370	28
88-75-5	2-Nitrophenol	190	U	190	54
91-94-1	3,3'-Dichlorobenzidine	370	U	370	230
99-09-2	3-Nitroaniline	370	U	370	53
534-52-1	4,6-Dinitro-2-methylphenol	370	U	370	190
101-55-3	4-Bromophenyl phenyl ether	190	U	190	27
59-50-7	4-Chloro-3-methylphenol	190	U	190	47
106-47-8	4-Chloroaniline	190	U	190	47
7005-72-3	4-Chlorophenyl phenyl ether	190	U	190	24
106-44-5	4-Methylphenol	370	U	370	23
100-01-6	4-Nitroaniline	370	U	370	100
100-02-7	4-Nitrophenol	370	U	370	130
83-32-9	Acenaphthene	190	U	190	28
208-96-8	Acenaphthylene	190	U	190	25
98-86-2	Acetophenone	190	U	190	26
120-12-7	Anthracene	190	U	190	47
1912-24-9	Atrazine	190	U	190	66
100-52-7	Benzaldehyde	190	U	190	150
56-55-3	Benzo[a]anthracene	190	U	190	19
50-32-8	Benzo[a]pyrene	190	U	190	28
205-99-2	Benzo[b]fluoranthene	190	U	190	30
191-24-2	Benzo[g,h,i]perylene	190	U	190	20
207-08-9	Benzo[k]fluoranthene	190	U	190	25

FORM I
GC/MS SEMI VOA ORGANICS ANALYSIS DATA SHEET

Lab Name: Eurofins Buffalo | Job No.: 480-196877-1
SDG No.:
Client Sample ID: SB-08 | Lab Sample ID: 480-196877-8
Matrix: Solid | Lab File ID: X21482157.D
Analysis Method: 8270D | Date Collected: 04/15/2022 12:35
Extract. Method: 3550C | Date Extracted: 04/18/2022 15:35
Sample wt/vol: 30.64(g) | Date Analyzed: 04/22/2022 17:51
Con. Extract Vol.: 1(mL) | Dilution Factor: 1
Injection Volume: 1(uL) | Level: (low/med) Low
% Moisture: 13.1 | GPC Cleanup:(Y/N) N
Analysis Batch No.: 622785 | Units: ug/Kg

CAS NO.	COMPOUND NAME	RESULT	Q	RL	MDL
92-52-4	Biphenyl	190	U	190	28
108-60-1	bis (2-chloroisopropyl) ether	190	U	190	38
111-91-1	Bis(2-chloroethoxy)methane	190	U	190	41
111-44-4	Bis(2-chloroethyl)ether	190	U	190	25
117-81-7	Bis(2-ethylhexyl) phthalate	190	U	190	65
85-68-7	Butyl benzyl phthalate	190	U	190	32
105-60-2	Caprolactam	190	U	190	57
86-74-8	Carbazole	190	U	190	23
218-01-9	Chrysene	190	U	190	43
53-70-3	Dibenz(a,h)anthracene	190	U	190	34
132-64-9	Dibenzofuran	190	U	190	23
84-66-2	Diethyl phthalate	190	U	190	25
131-11-3	Dimethyl phthalate	190	U	190	23
84-74-2	Di-n-butyl phthalate	190	U	190	33
117-84-0	Di-n-octyl phthalate	42	J	190	23
206-44-0	Fluoranthene	190	U	190	20
86-73-7	Fluorene	190	U	190	23
118-74-1	Hexachlorobenzene	190	U	190	26
87-68-3	Hexachlorobutadiene	190	U	190	28
77-47-4	Hexachlorocyclopentadiene	190	U	190	26
67-72-1	Hexachloroethane	190	U	190	25
193-39-5	Indeno[1,2,3-cd]pyrene	190	U	190	24
78-59-1	Isophorone	190	U	190	41
91-20-3	Naphthalene	190	U	190	25
98-95-3	Nitrobenzene	190	U	190	21
621-64-7	N-Nitrosodi-n-propylamine	190	U	190	33
86-30-6	N-Nitrosodiphenylamine	190	U	190	160
87-86-5	Pentachlorophenol	370	U	370	190
85-01-8	Phenanthrene	190	U	190	28
108-95-2	Phenol	190	U	190	29
129-00-0	Pyrene	190	U	190	23

FORM I
GC/MS SEMI VOA ORGANICS ANALYSIS DATA SHEET

Lab Name: Eurofins Buffalo | Job No.: 480-196877-1
SDG No.:
Client Sample ID: SC-08 | Lab Sample ID: 480-196877-9
Matrix: Solid | Lab File ID: X21482158.D
Analysis Method: 8270D | Date Collected: 04/15/2022 12:40
Extract. Method: 3550C | Date Extracted: 04/18/2022 15:35
Sample wt/vol: 30.54(g) | Date Analyzed: 04/22/2022 18:15
Con. Extract Vol.: 1(mL) | Dilution Factor: 1
Injection Volume: 1(uL) | Level: (low/med) Low
% Moisture: 14.6 | GPC Cleanup:(Y/N) N
Analysis Batch No.: 622785 | Units: ug/Kg

CAS NO.	COMPOUND NAME	RESULT	Q	RL	MDL
95-95-4	2,4,5-Trichlorophenol	200	U	200	53
88-06-2	2,4,6-Trichlorophenol	200	U	200	39
120-83-2	2,4-Dichlorophenol	200	U	200	21
105-67-9	2,4-Dimethylphenol	200	U	200	47
51-28-5	2,4-Dinitrophenol	1900	U	1900	900
121-14-2	2,4-Dinitrotoluene	200	U	200	40
606-20-2	2,6-Dinitrotoluene	200	U	200	23
91-58-7	2-Chloronaphthalene	200	U	200	32
95-57-8	2-Chlorophenol	380	U	380	36
91-57-6	2-Methylnaphthalene	200	U	200	39
95-48-7	2-Methylphenol	200	U	200	23
88-74-4	2-Nitroaniline	380	U	380	29
88-75-5	2-Nitrophenol	200	U	200	55
91-94-1	3,3'-Dichlorobenzidine	380	U	380	230
99-09-2	3-Nitroaniline	380	U	380	54
534-52-1	4,6-Dinitro-2-methylphenol	380	U	380	200
101-55-3	4-Bromophenyl phenyl ether	200	U	200	28
59-50-7	4-Chloro-3-methylphenol	200	U	200	48
106-47-8	4-Chloroaniline	200	U	200	48
7005-72-3	4-Chlorophenyl phenyl ether	200	U	200	24
106-44-5	4-Methylphenol	380	U	380	23
100-01-6	4-Nitroaniline	380	U	380	100
100-02-7	4-Nitrophenol	380	U	380	140
83-32-9	Acenaphthene	200	U	200	29
208-96-8	Acenaphthylene	200	U	200	25
98-86-2	Acetophenone	200	U	200	26
120-12-7	Anthracene	200	U	200	48
1912-24-9	Atrazine	200	U	200	68
100-52-7	Benzaldehyde	200	U	200	160
56-55-3	Benzo[a]anthracene	200	U	200	20
50-32-8	Benzo[a]pyrene	200	U	200	29
205-99-2	Benzo[b]fluoranthene	200	U	200	31
191-24-2	Benzo[g,h,i]perylene	200	U	200	21
207-08-9	Benzo[k]fluoranthene	200	U	200	25

FORM I
GC/MS SEMI VOA ORGANICS ANALYSIS DATA SHEET

Lab Name: Eurofins Buffalo | Job No.: 480-196877-1
SDG No.:
Client Sample ID: SC-08 | Lab Sample ID: 480-196877-9
Matrix: Solid | Lab File ID: X21482158.D
Analysis Method: 8270D | Date Collected: 04/15/2022 12:40
Extract. Method: 3550C | Date Extracted: 04/18/2022 15:35
Sample wt/vol: 30.54(g) | Date Analyzed: 04/22/2022 18:15
Con. Extract Vol.: 1(mL) | Dilution Factor: 1
Injection Volume: 1(uL) | Level: (low/med) Low
% Moisture: 14.6 | GPC Cleanup:(Y/N) N
Analysis Batch No.: 622785 | Units: ug/Kg

CAS NO.	COMPOUND NAME	RESULT	Q	RL	MDL
92-52-4	Biphenyl	200	U	200	29
108-60-1	bis (2-chloroisopropyl) ether	200	U	200	39
111-91-1	Bis(2-chloroethoxy)methane	200	U	200	41
111-44-4	Bis(2-chloroethyl)ether	200	U	200	25
117-81-7	Bis(2-ethylhexyl) phthalate	200	U	200	67
85-68-7	Butyl benzyl phthalate	200	U	200	32
105-60-2	Caprolactam	200	U	200	59
86-74-8	Carbazole	200	U	200	23
218-01-9	Chrysene	200	U	200	44
53-70-3	Dibenz(a,h)anthracene	200	U	200	35
132-64-9	Dibenzofuran	200	U	200	23
84-66-2	Diethyl phthalate	200	U	200	25
131-11-3	Dimethyl phthalate	200	U	200	23
84-74-2	Di-n-butyl phthalate	200	U	200	33
117-84-0	Di-n-octyl phthalate	41	J	200	23
206-44-0	Fluoranthene	200	U	200	21
86-73-7	Fluorene	200	U	200	23
118-74-1	Hexachlorobenzene	200	U	200	26
87-68-3	Hexachlorobutadiene	200	U	200	29
77-47-4	Hexachlorocyclopentadiene	200	U	200	26
67-72-1	Hexachloroethane	200	U	200	25
193-39-5	Indeno[1,2,3-cd]pyrene	200	U	200	24
78-59-1	Isophorone	200	U	200	41
91-20-3	Naphthalene	200	U	200	25
98-95-3	Nitrobenzene	200	U	200	22
621-64-7	N-Nitrosodi-n-propylamine	200	U	200	33
86-30-6	N-Nitrosodiphenylamine	200	U	200	160
87-86-5	Pentachlorophenol	380	U	380	200
85-01-8	Phenanthrene	200	U	200	29
108-95-2	Phenol	200	U	200	30
129-00-0	Pyrene	200	U	200	23

FORM I
GC/MS SEMI VOA ORGANICS ANALYSIS DATA SHEET

Lab Name: Eurofins Buffalo | Job No.: 480-196877-1
SDG No.:
Client Sample ID: SD-09 | Lab Sample ID: 480-196877-10
Matrix: Solid | Lab File ID: X21482159.D
Analysis Method: 8270D | Date Collected: 04/15/2022 13:50
Extract. Method: 3550C | Date Extracted: 04/18/2022 15:35
Sample wt/vol: 30.64(g) | Date Analyzed: 04/22/2022 18:40
Con. Extract Vol.: 1(mL) | Dilution Factor: 1
Injection Volume: 1(uL) | Level: (low/med) Low
% Moisture: 12.9 | GPC Cleanup:(Y/N) N
Analysis Batch No.: 622785 | Units: ug/Kg

CAS NO.	COMPOUND NAME	RESULT	Q	RL	MDL
95-95-4	2,4,5-Trichlorophenol	190	U	190	52
88-06-2	2,4,6-Trichlorophenol	190	U	190	38
120-83-2	2,4-Dichlorophenol	190	U	190	20
105-67-9	2,4-Dimethylphenol	190	U	190	46
51-28-5	2,4-Dinitrophenol	1900	U	1900	880
121-14-2	2,4-Dinitrotoluene	190	U	190	39
606-20-2	2,6-Dinitrotoluene	190	U	190	22
91-58-7	2-Chloronaphthalene	190	U	190	31
95-57-8	2-Chlorophenol	370	U	370	35
91-57-6	2-Methylnaphthalene	190	U	190	38
95-48-7	2-Methylphenol	190	U	190	22
88-74-4	2-Nitroaniline	370	U	370	28
88-75-5	2-Nitrophenol	190	U	190	54
91-94-1	3,3'-Dichlorobenzidine	370	U	370	220
99-09-2	3-Nitroaniline	370	U	370	53
534-52-1	4,6-Dinitro-2-methylphenol	370	U	370	190
101-55-3	4-Bromophenyl phenyl ether	190	U	190	27
59-50-7	4-Chloro-3-methylphenol	190	U	190	47
106-47-8	4-Chloroaniline	190	U	190	47
7005-72-3	4-Chlorophenyl phenyl ether	190	U	190	24
106-44-5	4-Methylphenol	370	U	370	22
100-01-6	4-Nitroaniline	370	U	370	100
100-02-7	4-Nitrophenol	370	U	370	130
83-32-9	Acenaphthene	190	U	190	28
208-96-8	Acenaphthylene	190	U	190	25
98-86-2	Acetophenone	190	U	190	26
120-12-7	Anthracene	190	U	190	47
1912-24-9	Atrazine	190	U	190	66
100-52-7	Benzaldehyde	190	U	190	150
56-55-3	Benzo[a]anthracene	190	U	190	19
50-32-8	Benzo[a]pyrene	190	U	190	28
205-99-2	Benzo[b]fluoranthene	190	U	190	30
191-24-2	Benzo[g,h,i]perylene	190	U	190	20
207-08-9	Benzo[k]fluoranthene	190	U	190	25

FORM I
GC/MS SEMI VOA ORGANICS ANALYSIS DATA SHEET

Lab Name: Eurofins Buffalo | Job No.: 480-196877-1
SDG No.:
Client Sample ID: SD-09 | Lab Sample ID: 480-196877-10
Matrix: Solid | Lab File ID: X21482159.D
Analysis Method: 8270D | Date Collected: 04/15/2022 13:50
Extract. Method: 3550C | Date Extracted: 04/18/2022 15:35
Sample wt/vol: 30.64(g) | Date Analyzed: 04/22/2022 18:40
Con. Extract Vol.: 1(mL) | Dilution Factor: 1
Injection Volume: 1(uL) | Level: (low/med) Low
% Moisture: 12.9 | GPC Cleanup:(Y/N) N
Analysis Batch No.: 622785 | Units: ug/Kg

CAS NO.	COMPOUND NAME	RESULT	Q	RL	MDL
92-52-4	Biphenyl	190	U	190	28
108-60-1	bis (2-chloroisopropyl) ether	190	U	190	38
111-91-1	Bis(2-chloroethoxy)methane	190	U	190	40
111-44-4	Bis(2-chloroethyl)ether	190	U	190	25
117-81-7	Bis(2-ethylhexyl) phthalate	190	U	190	65
85-68-7	Butyl benzyl phthalate	190	U	190	31
105-60-2	Caprolactam	190	U	190	57
86-74-8	Carbazole	190	U	190	22
218-01-9	Chrysene	190	U	190	43
53-70-3	Dibenz(a,h)anthracene	190	U	190	34
132-64-9	Dibenzofuran	190	U	190	22
84-66-2	Diethyl phthalate	190	U	190	25
131-11-3	Dimethyl phthalate	190	U	190	22
84-74-2	Di-n-butyl phthalate	190	U	190	33
117-84-0	Di-n-octyl phthalate	190	U	190	22
206-44-0	Fluoranthene	190	U	190	20
86-73-7	Fluorene	190	U	190	22
118-74-1	Hexachlorobenzene	190	U	190	26
87-68-3	Hexachlorobutadiene	190	U	190	28
77-47-4	Hexachlorocyclopentadiene	190	U	190	26
67-72-1	Hexachloroethane	190	U	190	25
193-39-5	Indeno[1,2,3-cd]pyrene	190	U	190	24
78-59-1	Isophorone	190	U	190	40
91-20-3	Naphthalene	190	U	190	25
98-95-3	Nitrobenzene	190	U	190	21
621-64-7	N-Nitrosodi-n-propylamine	190	U	190	33
86-30-6	N-Nitrosodiphenylamine	190	U	190	160
87-86-5	Pentachlorophenol	370	U	370	190
85-01-8	Phenanthrene	190	U	190	28
108-95-2	Phenol	190	U	190	29
129-00-0	Pyrene	190	U	190	22

FORM I
GC/MS SEMI VOA ORGANICS ANALYSIS DATA SHEET

Lab Name: Eurofins Buffalo | Job No.: 480-196877-1
SDG No.:
Client Sample ID: SE-09 | Lab Sample ID: 480-196877-11
Matrix: Solid | Lab File ID: X21482160.D
Analysis Method: 8270D | Date Collected: 04/15/2022 13:45
Extract. Method: 3550C | Date Extracted: 04/18/2022 15:35
Sample wt/vol: 30.67(g) | Date Analyzed: 04/22/2022 19:04
Con. Extract Vol.: 1(mL) | Dilution Factor: 1
Injection Volume: 1(uL) | Level: (low/med) Low
% Moisture: 13.9 | GPC Cleanup:(Y/N) N
Analysis Batch No.: 622785 | Units: ug/Kg

CAS NO.	COMPOUND NAME	RESULT	Q	RL	MDL
95-95-4	2,4,5-Trichlorophenol	190	U	190	52
88-06-2	2,4,6-Trichlorophenol	190	U	190	39
120-83-2	2,4-Dichlorophenol	190	U	190	20
105-67-9	2,4-Dimethylphenol	190	U	190	47
51-28-5	2,4-Dinitrophenol	1900	U	1900	890
121-14-2	2,4-Dinitrotoluene	190	U	190	40
606-20-2	2,6-Dinitrotoluene	190	U	190	23
91-58-7	2-Chloronaphthalene	190	U	190	32
95-57-8	2-Chlorophenol	370	U	370	35
91-57-6	2-Methylnaphthalene	190	U	190	39
95-48-7	2-Methylphenol	190	U	190	23
88-74-4	2-Nitroaniline	370	U	370	28
88-75-5	2-Nitrophenol	190	U	190	55
91-94-1	3,3'-Dichlorobenzidine	370	U	370	230
99-09-2	3-Nitroaniline	370	U	370	53
534-52-1	4,6-Dinitro-2-methylphenol	370	U	370	190
101-55-3	4-Bromophenyl phenyl ether	190	U	190	27
59-50-7	4-Chloro-3-methylphenol	190	U	190	48
106-47-8	4-Chloroaniline	190	U	190	48
7005-72-3	4-Chlorophenyl phenyl ether	190	U	190	24
106-44-5	4-Methylphenol	370	U	370	23
100-01-6	4-Nitroaniline	370	U	370	100
100-02-7	4-Nitrophenol	370	U	370	140
83-32-9	Acenaphthene	190	U	190	28
208-96-8	Acenaphthylene	190	U	190	25
98-86-2	Acetophenone	190	U	190	26
120-12-7	Anthracene	190	U	190	48
1912-24-9	Atrazine	190	U	190	67
100-52-7	Benzaldehyde	190	U	190	150
56-55-3	Benzo[a]anthracene	190	U	190	19
50-32-8	Benzo[a]pyrene	190	U	190	28
205-99-2	Benzo[b]fluoranthene	190	U	190	31
191-24-2	Benzo[g,h,i]perylene	190	U	190	20
207-08-9	Benzo[k]fluoranthene	190	U	190	25

FORM I
GC/MS SEMI VOA ORGANICS ANALYSIS DATA SHEET

Lab Name: Eurofins Buffalo | Job No.: 480-196877-1
SDG No.:
Client Sample ID: SE-09 | Lab Sample ID: 480-196877-11
Matrix: Solid | Lab File ID: X21482160.D
Analysis Method: 8270D | Date Collected: 04/15/2022 13:45
Extract. Method: 3550C | Date Extracted: 04/18/2022 15:35
Sample wt/vol: 30.67(g) | Date Analyzed: 04/22/2022 19:04
Con. Extract Vol.: 1(mL) | Dilution Factor: 1
Injection Volume: 1(uL) | Level: (low/med) Low
% Moisture: 13.9 | GPC Cleanup:(Y/N) N
Analysis Batch No.: 622785 | Units: ug/Kg

CAS NO.	COMPOUND NAME	RESULT	Q	RL	MDL
92-52-4	Biphenyl	190	U	190	28
108-60-1	bis (2-chloroisopropyl) ether	190	U	190	39
111-91-1	Bis(2-chloroethoxy)methane	190	U	190	41
111-44-4	Bis(2-chloroethyl)ether	190	U	190	25
117-81-7	Bis(2-ethylhexyl) phthalate	190	U	190	66
85-68-7	Butyl benzyl phthalate	190	U	190	32
105-60-2	Caprolactam	190	U	190	58
86-74-8	Carbazole	190	U	190	23
218-01-9	Chrysene	190	U	190	43
53-70-3	Dibenz(a,h)anthracene	190	U	190	34
132-64-9	Dibenzofuran	190	U	190	23
84-66-2	Diethyl phthalate	190	U	190	25
131-11-3	Dimethyl phthalate	190	U	190	23
84-74-2	Di-n-butyl phthalate	190	U	190	33
117-84-0	Di-n-octyl phthalate	190	U	190	23
206-44-0	Fluoranthene	190	U	190	20
86-73-7	Fluorene	190	U	190	23
118-74-1	Hexachlorobenzene	190	U	190	26
87-68-3	Hexachlorobutadiene	190	U	190	28
77-47-4	Hexachlorocyclopentadiene	190	U	190	26
67-72-1	Hexachloroethane	190	U	190	25
193-39-5	Indeno[1,2,3-cd]pyrene	190	U	190	24
78-59-1	Isophorone	190	U	190	41
91-20-3	Naphthalene	190	U	190	25
98-95-3	Nitrobenzene	190	U	190	22
621-64-7	N-Nitrosodi-n-propylamine	190	U	190	33
86-30-6	N-Nitrosodiphenylamine	190	U	190	160
87-86-5	Pentachlorophenol	370	U	370	190
85-01-8	Phenanthrene	190	U	190	28
108-95-2	Phenol	190	U	190	30
129-00-0	Pyrene	190	U	190	23

Method 8081B

Organochlorine Pesticides (GC) by Method 8081B

No data validation qualifiers were added

MKP 5/31/2022

FORM I
PESTICIDES ORGANICS ANALYSIS DATA SHEET

Lab Name: Eurofins Buffalo
Job No.: 480-196877-1
SDG No.:
Client Sample ID: SD-09
Lab Sample ID: 480-196877-10
Matrix: Solid
Lab File ID: 25_57-221.D
Analysis Method: 8081B
Date Collected: 04/15/2022 13:50
Extraction Method: 3550C
Date Extracted: 04/19/2022 15:40
Sample wt/vol: 30.73(g)
Date Analyzed: 04/20/2022 17:26
Con. Extract Vol.: 10(mL)
Dilution Factor: 1
Injection Volume: 1(uL)
GC Column: RTX-CLPI ID: 0.53(mm)
% Moisture: 12.9
GPC Cleanup:(Y/N) N
Analysis Batch No.: 622438
Units: ug/Kg

CAS NO.	COMPOUND NAME	RESULT	Q	RL	MDL
72-54-8	4,4'-DDD	1.9	U	1.9	0.36
72-55-9	4,4'-DDE	1.9	U	1.9	0.39
50-29-3	4,4'-DDT	1.9	U	1.9	0.44
309-00-2	Aldrin	1.9	U	1.9	0.46
319-84-6	alpha-BHC	1.9	U	1.9	0.34
319-85-7	beta-BHC	1.9	U	1.9	0.34
5103-71-9	cis-Chlordane	1.9	U	1.9	0.93
319-86-8	delta-BHC	1.9	U	1.9	0.35
60-57-1	Dieldrin	1.9	U	1.9	0.45
959-98-8	Endosulfan I	1.9	U	1.9	0.36
33213-65-9	Endosulfan II	1.9	U	1.9	0.34
1031-07-8	Endosulfan sulfate	1.9	U	1.9	0.35
72-20-8	Endrin	1.9	U	1.9	0.37
7421-93-4	Endrin aldehyde	1.9	U	1.9	0.48
53494-70-5	Endrin ketone	1.9	U	1.9	0.46
58-89-9	gamma-BHC (Lindane)	1.9	U	1.9	0.34
76-44-8	Heptachlor	1.9	U	1.9	0.40
1024-57-3	Heptachlor epoxide	1.9	U	1.9	0.48
72-43-5	Methoxychlor	1.9	U	1.9	0.38
8001-35-2	Toxaphene	19	U	19	11
5103-74-2	trans-Chlordane	1.9	U	1.9	0.59

CAS NO.	SURROGATE	%REC	Q	LIMITS
2051-24-3	DCB Decachlorobiphenyl	75		45-120
877-09-8	Tetrachloro-m-xylene	97		30-124

FORM I
PESTICIDES ORGANICS ANALYSIS DATA SHEET

Lab Name: Eurofins Buffalo
Job No.: 480-196877-1
SDG No.:
Client Sample ID: SE-09
Lab Sample ID: 480-196877-11
Matrix: Solid
Lab File ID: 25_57-222.D
Analysis Method: 8081B
Date Collected: 04/15/2022 13:45
Extraction Method: 3550C
Date Extracted: 04/19/2022 15:40
Sample wt/vol: 30.69(g)
Date Analyzed: 04/20/2022 17:45
Con. Extract Vol.: 10(mL)
Dilution Factor: 1
Injection Volume: 1(uL)
GC Column: RTX-CLPI ID: 0.53(mm)
% Moisture: 13.9
GPC Cleanup:(Y/N) N
Analysis Batch No.: 622438
Units: ug/Kg

CAS NO.	COMPOUND NAME	RESULT	Q	RL	MDL
72-54-8	4,4'-DDD	1.9	U	1.9	0.37
72-55-9	4,4'-DDE	1.9	U	1.9	0.40
50-29-3	4,4'-DDT	1.9	U	1.9	0.44
309-00-2	Aldrin	1.9	U	1.9	0.47
319-84-6	alpha-BHC	1.9	U	1.9	0.34
319-85-7	beta-BHC	1.9	U	1.9	0.34
5103-71-9	cis-Chlordane	1.9	U	1.9	0.94
319-86-8	delta-BHC	1.9	U	1.9	0.35
60-57-1	Dieldrin	1.9	U	1.9	0.45
959-98-8	Endosulfan I	1.9	U	1.9	0.36
33213-65-9	Endosulfan II	1.9	U	1.9	0.34
1031-07-8	Endosulfan sulfate	1.9	U	1.9	0.35
72-20-8	Endrin	1.9	U	1.9	0.37
7421-93-4	Endrin aldehyde	1.9	U	1.9	0.48
53494-70-5	Endrin ketone	1.9	U	1.9	0.47
58-89-9	gamma-BHC (Lindane)	1.9	U	1.9	0.35
76-44-8	Heptachlor	1.9	U	1.9	0.41
1024-57-3	Heptachlor epoxide	1.9	U	1.9	0.49
72-43-5	Methoxychlor	1.9	U	1.9	0.39
8001-35-2	Toxaphene	19	U	19	11
5103-74-2	trans-Chlordane	1.9	U	1.9	0.60

CAS NO.	SURROGATE	%REC	Q	LIMITS
2051-24-3	DCB Decachlorobiphenyl	79		45-120
877-09-8	Tetrachloro-m-xylene	102		30-124

Method 8082A

Polychlorinated Biphenyls (PCBs) (GC) by Method 8082A

No data validation qualifiers were added

MKP 5/31/2022

FORM I
PCBS ORGANICS ANALYSIS DATA SHEET

Lab Name: Eurofins Buffalo
Job No.: 480-196877-1
SDG No.:
Client Sample ID: SD-09
Lab Sample ID: 480-196877-10
Matrix: Solid
Lab File ID: 6_108-032.D
Analysis Method: 8082A
Date Collected: 04/15/2022 13:50
Extraction Method: 3550C
Date Extracted: 04/19/2022 15:45
Sample wt/vol: 2.37(g)
Date Analyzed: 04/20/2022 18:24
Con. Extract Vol.: 10(mL)
Dilution Factor: 1
Injection Volume: 1(uL)
GC Column: ZB-35
ID: 0.53(mm)
% Moisture: 12.9
GPC Cleanup:(Y/N) N
Analysis Batch No.: 622459
Units: mg/Kg

CAS NO.	COMPOUND NAME	RESULT	Q	RL	MDL
12674-11-2	PCB-1016	0.24	U	0.24	0.047
11104-28-2	PCB-1221	0.24	U	0.24	0.047
11141-16-5	PCB-1232	0.24	U	0.24	0.047
53469-21-9	PCB-1242	0.24	U	0.24	0.047
12672-29-6	PCB-1248	0.24	U	0.24	0.047
11097-69-1	PCB-1254	0.24	U	0.24	0.11
11096-82-5	PCB-1260	0.24	U	0.24	0.11

CAS NO.	SURROGATE	%REC	Q	LIMITS
2051-24-3	DCB Decachlorobiphenyl	83		65-174
877-09-8	Tetrachloro-m-xylene	104		60-154

FORM I
PCBS ORGANICS ANALYSIS DATA SHEET

Lab Name: Eurofins Buffalo
Job No.: 480-196877-1
SDG No.:
Client Sample ID: SE-09
Lab Sample ID: 480-196877-11
Matrix: Solid
Lab File ID: 6_108-033.D
Analysis Method: 8082A
Date Collected: 04/15/2022 13:45
Extraction Method: 3550C
Date Extracted: 04/19/2022 15:45
Sample wt/vol: 2.38(g)
Date Analyzed: 04/20/2022 18:37
Con. Extract Vol.: 10(mL)
Dilution Factor: 1
Injection Volume: 1(uL)
GC Column: ZB-35
ID: 0.53(mm)
% Moisture: 13.9
GPC Cleanup:(Y/N) N
Analysis Batch No.: 622459
Units: mg/Kg

CAS NO.	COMPOUND NAME	RESULT	Q	RL	MDL
12674-11-2	PCB-1016	0.24	U	0.24	0.048
11104-28-2	PCB-1221	0.24	U	0.24	0.048
11141-16-5	PCB-1232	0.24	U	0.24	0.048
53469-21-9	PCB-1242	0.24	U	0.24	0.048
12672-29-6	PCB-1248	0.24	U	0.24	0.048
11097-69-1	PCB-1254	0.24	U	0.24	0.11
11096-82-5	PCB-1260	0.24	U	0.24	0.11

CAS NO.	SURROGATE	%REC	Q	LIMITS
2051-24-3	DCB Decachlorobiphenyl	81		65-174
877-09-8	Tetrachloro-m-xylene	102		60-154

METALS

No data validation qualifiers were added

MKP 5/31/2022

COVER PAGE
METALS

Lab Name: Eurofins Buffalo Job Number: 480-196877-1

SDG No.:

Project: Pilgrim Village Senior

Client Sample ID	Lab Sample ID
SB-01	480-196877-1
SB-02	480-196877-2
SB-03	480-196877-3
SB-04	480-196877-4
SB-05	480-196877-5
SB-06	480-196877-6
SB-07	480-196877-7
SB-08	480-196877-8
SC-08	480-196877-9
SD-09	480-196877-10
SE-09	480-196877-11

Comments:

1A-IN
INORGANIC ANALYSIS DATA SHEET
METALS

Client Sample ID: SB-01
Lab Sample ID: 480-196877-1
Lab Name: Eurofins Buffalo
Job No.: 480-196877-1
SDG ID.:
Matrix: Solid
Date Sampled: 04/15/2022 11:40
Reporting Basis: DRY
Date Received: 04/15/2022 14:55
% Solids: 83.2

CAS No.	Analyte	Result	RL	MDL	Units	C	Q	DIL	Method
7440-38-2	Arsenic	2.2	2.3	0.46	mg/Kg	J		1	6010C
7440-39-3	Barium	75.2	0.57	0.13	mg/Kg			1	6010C
7440-50-8	Copper	13.0	1.1	0.24	mg/Kg			1	6010C
7439-92-1	Lead	12.5	1.1	0.28	mg/Kg			1	6010C
7440-66-6	Zinc	49.9	2.3	0.73	mg/Kg			1	6010C
7439-97-6	Mercury	0.0086	0.023	0.0053	mg/Kg	J		1	7471B

1A-IN
INORGANIC ANALYSIS DATA SHEET
METALS

Client Sample ID: SB-02

Lab Sample ID: 480-196877-2

Lab Name: Eurofins Buffalo

Job No.: 480-196877-1

SDG ID.:

Matrix: Solid

Date Sampled: 04/15/2022 11:50

Reporting Basis: DRY

Date Received: 04/15/2022 14:55

% Solids: 81.1

CAS No.	Analyte	Result	RL	MDL	Units	C	Q	DIL	Method
7440-38-2	Arsenic	6.1	2.4	0.47	mg/Kg			1	6010C
7440-39-3	Barium	107	0.59	0.13	mg/Kg			1	6010C
7440-50-8	Copper	27.5	1.2	0.25	mg/Kg			1	6010C
7439-92-1	Lead	105	1.2	0.28	mg/Kg			1	6010C
7440-66-6	Zinc	133	2.4	0.75	mg/Kg			1	6010C
7439-97-6	Mercury	0.38	0.025	0.0056	mg/Kg			1	7471B

1A-IN
INORGANIC ANALYSIS DATA SHEET
METALS

Client Sample ID: SB-03

Lab Sample ID: 480-196877-3

Lab Name: Eurofins Buffalo

Job No.: 480-196877-1

SDG ID.:

Matrix: Solid

Date Sampled: 04/15/2022 12:00

Reporting Basis: DRY

Date Received: 04/15/2022 14:55

% Solids: 79.5

CAS No.	Analyte	Result	RL	MDL	Units	C	Q	DIL	Method
7440-38-2	Arsenic	6.2	2.5	0.49	mg/Kg			1	6010C
7440-39-3	Barium	196	0.61	0.13	mg/Kg			1	6010C
7440-50-8	Copper	18.3	1.2	0.26	mg/Kg			1	6010C
7439-92-1	Lead	20.6	1.2	0.29	mg/Kg			1	6010C
7440-66-6	Zinc	70.7	2.5	0.79	mg/Kg			1	6010C
7439-97-6	Mercury	0.029	0.024	0.0056	mg/Kg			1	7471B

1A-IN
INORGANIC ANALYSIS DATA SHEET
METALS

Client Sample ID: SB-04
Lab Sample ID: 480-196877-4
Lab Name: Eurofins Buffalo
Job No.: 480-196877-1
SDG ID.:
Matrix: Solid
Date Sampled: 04/15/2022 12:10
Reporting Basis: DRY
Date Received: 04/15/2022 14:55
% Solids: 84.4

CAS No.	Analyte	Result	RL	MDL	Units	C	Q	DIL	Method
7440-38-2	Arsenic	3.4	2.5	0.49	mg/Kg			1	6010C
7440-39-3	Barium	108	0.61	0.14	mg/Kg			1	6010C
7440-50-8	Copper	13.3	1.2	0.26	mg/Kg			1	6010C
7439-92-1	Lead	13.4	1.2	0.29	mg/Kg			1	6010C
7440-66-6	Zinc	55.5	2.5	0.79	mg/Kg			1	6010C
7439-97-6	Mercury	0.019	0.024	0.0056	mg/Kg	J		1	7471B

1A-IN
INORGANIC ANALYSIS DATA SHEET
METALS

Client Sample ID: SB-05
Lab Sample ID: 480-196877-5
Lab Name: Eurofins Buffalo
Job No.: 480-196877-1
SDG ID.:
Matrix: Solid
Date Sampled: 04/15/2022 12:20
Reporting Basis: DRY
Date Received: 04/15/2022 14:55
% Solids: 82.7

CAS No.	Analyte	Result	RL	MDL	Units	C	Q	DIL	Method
7440-38-2	Arsenic	9.8	2.5	0.51	mg/Kg			1	6010C
7440-39-3	Barium	211	0.64	0.14	mg/Kg			1	6010C
7440-50-8	Copper	18.5	1.3	0.27	mg/Kg			1	6010C
7439-92-1	Lead	18.7	1.3	0.31	mg/Kg			1	6010C
7440-66-6	Zinc	59.5	2.5	0.82	mg/Kg			1	6010C
7439-97-6	Mercury	0.015	0.025	0.0057	mg/Kg	J		1	7471B

1A-IN
INORGANIC ANALYSIS DATA SHEET
METALS

Client Sample ID: SB-06
Lab Sample ID: 480-196877-6
Lab Name: Eurofins Buffalo
Job No.: 480-196877-1
SDG ID.:
Matrix: Solid
Date Sampled: 04/15/2022 12:25
Reporting Basis: DRY
Date Received: 04/15/2022 14:55
% Solids: 88.1

CAS No.	Analyte	Result	RL	MDL	Units	C	Q	DIL	Method
7440-38-2	Arsenic	6.9	2.3	0.46	mg/Kg			1	6010C
7440-39-3	Barium	65.0	0.58	0.13	mg/Kg			1	6010C
7440-50-8	Copper	8.9	1.2	0.24	mg/Kg			1	6010C
7439-92-1	Lead	12.5	1.2	0.28	mg/Kg			1	6010C
7440-66-6	Zinc	48.8	2.3	0.74	mg/Kg			1	6010C
7439-97-6	Mercury	0.0066	0.023	0.0052	mg/Kg	J		1	7471B

1A-IN
INORGANIC ANALYSIS DATA SHEET
METALS

Client Sample ID: SB-07
Lab Sample ID: 480-196877-7
Lab Name: Eurofins Buffalo
Job No.: 480-196877-1
SDG ID.:
Matrix: Solid
Date Sampled: 04/15/2022 12:30
Reporting Basis: DRY
Date Received: 04/15/2022 14:55
% Solids: 86.8

CAS No.	Analyte	Result	RL	MDL	Units	C	Q	DIL	Method
7440-38-2	Arsenic	12.8	2.3	0.47	mg/Kg			1	6010C
7440-39-3	Barium	47.3	0.58	0.13	mg/Kg			1	6010C
7440-50-8	Copper	10.9	1.2	0.24	mg/Kg			1	6010C
7439-92-1	Lead	12.7	1.2	0.28	mg/Kg			1	6010C
7440-66-6	Zinc	59.5	2.3	0.74	mg/Kg			1	6010C
7439-97-6	Mercury	0.010	0.023	0.0052	mg/Kg	J		1	7471B

1A-IN
INORGANIC ANALYSIS DATA SHEET
METALS

Client Sample ID: SB-08
Lab Sample ID: 480-196877-8
Lab Name: Eurofins Buffalo
Job No.: 480-196877-1
SDG ID.:
Matrix: Solid
Date Sampled: 04/15/2022 12:35
Reporting Basis: DRY
Date Received: 04/15/2022 14:55
% Solids: 86.9

CAS No.	Analyte	Result	RL	MDL	Units	C	Q	DIL	Method
7440-38-2	Arsenic	22.8	2.3	0.46	mg/Kg			1	6010C
7440-39-3	Barium	66.4	0.57	0.13	mg/Kg			1	6010C
7440-50-8	Copper	14.2	1.1	0.24	mg/Kg			1	6010C
7439-92-1	Lead	14.0	1.1	0.27	mg/Kg			1	6010C
7440-66-6	Zinc	77.7	2.3	0.73	mg/Kg			1	6010C
7439-97-6	Mercury	0.0069	0.024	0.0055	mg/Kg	J		1	7471B

1A-IN
INORGANIC ANALYSIS DATA SHEET
METALS

Client Sample ID: SC-08

Lab Sample ID: 480-196877-9

Lab Name: Eurofins Buffalo

Job No.: 480-196877-1

SDG ID.:

Matrix: Solid

Date Sampled: 04/15/2022 12:40

Reporting Basis: DRY

Date Received: 04/15/2022 14:55

% Solids: 85.4

CAS No.	Analyte	Result	RL	MDL	Units	C	Q	DIL	Method
7440-38-2	Arsenic	2.7	2.4	0.49	mg/Kg			1	6010C
7440-39-3	Barium	40.8	0.61	0.13	mg/Kg			1	6010C
7440-50-8	Copper	7.2	1.2	0.26	mg/Kg			1	6010C
7439-92-1	Lead	32.8	1.2	0.29	mg/Kg			1	6010C
7440-66-6	Zinc	84.5	2.4	0.78	mg/Kg			1	6010C
7439-97-6	Mercury	0.077	0.022	0.0051	mg/Kg			1	7471B

1A-IN
INORGANIC ANALYSIS DATA SHEET
METALS

Client Sample ID: SD-09
Lab Sample ID: 480-196877-10
Lab Name: Eurofins Buffalo
Job No.: 480-196877-1
SDG ID.:
Matrix: Solid
Date Sampled: 04/15/2022 13:50
Reporting Basis: DRY
Date Received: 04/15/2022 14:55
% Solids: 87.1

CAS No.	Analyte	Result	RL	MDL	Units	C	Q	DIL	Method
7429-90-5	Aluminum	7240	11.9	5.2	mg/Kg			1	6010C
7440-36-0	Antimony	17.8	17.8	0.47	mg/Kg	U		1	6010C
7440-38-2	Arsenic	2.4	2.4	0.47	mg/Kg			1	6010C
7440-39-3	Barium	36.3	0.59	0.13	mg/Kg			1	6010C
7440-41-7	Beryllium	0.34	0.24	0.033	mg/Kg			1	6010C
7440-43-9	Cadmium	0.16	0.24	0.036	mg/Kg	J		1	6010C
7440-70-2	Calcium	56200	59.3	3.9	mg/Kg		B	1	6010C
7440-47-3	Chromium	9.7	0.59	0.24	mg/Kg			1	6010C
7440-48-4	Cobalt	4.0	0.59	0.059	mg/Kg			1	6010C
7440-50-8	Copper	7.2	1.2	0.25	mg/Kg			1	6010C
7439-89-6	Iron	11200	11.9	4.2	mg/Kg			1	6010C
7439-92-1	Lead	14.6	1.2	0.28	mg/Kg			1	6010C
7439-95-4	Magnesium	22600	23.7	1.1	mg/Kg			1	6010C
7439-96-5	Manganese	328	0.24	0.038	mg/Kg			1	6010C
7440-02-0	Nickel	8.6	5.9	0.27	mg/Kg			1	6010C
7440-09-7	Potassium	2350	35.6	23.7	mg/Kg			1	6010C
7782-49-2	Selenium	4.7	4.7	0.47	mg/Kg	U		1	6010C
7440-22-4	Silver	0.71	0.71	0.24	mg/Kg	U		1	6010C
7440-23-5	Sodium	193	166	15.4	mg/Kg			1	6010C
7440-28-0	Thallium	7.1	7.1	0.36	mg/Kg	U		1	6010C
7440-62-2	Vanadium	17.8	0.59	0.13	mg/Kg			1	6010C
7440-66-6	Zinc	56.3	2.4	0.76	mg/Kg			1	6010C
7439-97-6	Mercury	0.011	0.022	0.0051	mg/Kg	J		1	7471B

1A-IN
INORGANIC ANALYSIS DATA SHEET
METALS

Client Sample ID: SE-09
Lab Sample ID: 480-196877-11
Lab Name: Eurofins Buffalo
Job No.: 480-196877-1
SDG ID.:
Matrix: Solid
Date Sampled: 04/15/2022 13:45
Reporting Basis: DRY
Date Received: 04/15/2022 14:55
% Solids: 86.1

CAS No.	Analyte	Result	RL	MDL	Units	C	Q	DIL	Method
7429-90-5	Aluminum	6330	11.4	5.0	mg/Kg			1	6010C
7440-36-0	Antimony	0.49	17.2	0.46	mg/Kg	J		1	6010C
7440-38-2	Arsenic	2.5	2.3	0.46	mg/Kg			1	6010C
7440-39-3	Barium	32.1	0.57	0.13	mg/Kg			1	6010C
7440-41-7	Beryllium	0.31	0.23	0.032	mg/Kg			1	6010C
7440-43-9	Cadmium	0.13	0.23	0.034	mg/Kg	J		1	6010C
7440-70-2	Calcium	54900	57.2	3.8	mg/Kg		B	1	6010C
7440-47-3	Chromium	8.4	0.57	0.23	mg/Kg			1	6010C
7440-48-4	Cobalt	3.7	0.57	0.057	mg/Kg			1	6010C
7440-50-8	Copper	6.9	1.1	0.24	mg/Kg			1	6010C
7439-89-6	Iron	10200	11.4	4.0	mg/Kg			1	6010C
7439-92-1	Lead	12.2	1.1	0.27	mg/Kg			1	6010C
7439-95-4	Magnesium	22300	22.9	1.1	mg/Kg			1	6010C
7439-96-5	Manganese	314	0.23	0.037	mg/Kg			1	6010C
7440-02-0	Nickel	7.8	5.7	0.26	mg/Kg			1	6010C
7440-09-7	Potassium	2030	34.3	22.9	mg/Kg			1	6010C
7782-49-2	Selenium	4.6	4.6	0.46	mg/Kg	U		1	6010C
7440-22-4	Silver	0.69	0.69	0.23	mg/Kg	U		1	6010C
7440-23-5	Sodium	171	160	14.9	mg/Kg			1	6010C
7440-28-0	Thallium	6.9	6.9	0.34	mg/Kg	U		1	6010C
7440-62-2	Vanadium	15.5	0.57	0.13	mg/Kg			1	6010C
7440-66-6	Zinc	55.4	2.3	0.73	mg/Kg			1	6010C
7439-97-6	Mercury	0.0073	0.022	0.0050	mg/Kg	J		1	7471B

GENERAL CHEMISTRY

No data validation qualifiers were added

MKP 5/31/2022

COVER PAGE
GENERAL CHEMISTRY

Lab Name: Eurofins Buffalo Job Number: 480-196877-1

SDG No.:

Project: Pilgrim Village Senior

Client Sample ID	Lab Sample ID
SB-01	480-196877-1
SB-02	480-196877-2
SB-03	480-196877-3
SB-04	480-196877-4
SB-05	480-196877-5
SB-06	480-196877-6
SB-07	480-196877-7
SB-08	480-196877-8
SC-08	480-196877-9
SD-09	480-196877-10
SE-09	480-196877-11

Comments:

General Chemistry Raw Data Report

Job ID: 480-196877-1

Batch: 622190 **Analyst Initials: DSC**

Method: Moisture **Instrument: Balance-7**

Lab Sample ID: 480-196877-A-1 — Analysis Date: Apr 18, 2022 18:46

Analyte	Detector	Dilution	Raw Result	Unit
Percent Moisture	None	1	16.8088737201365	%
Percent Solids	None	1	83.1911262798635	%

Lab Sample ID: 480-196877-A-2 — Analysis Date: Apr 18, 2022 18:46

Analyte	Detector	Dilution	Raw Result	Unit
Percent Moisture	None	1	18.881626724764	%
Percent Solids	None	1	81.118373275236	%

Lab Sample ID: 480-196877-A-3 — Analysis Date: Apr 18, 2022 18:46

Analyte	Detector	Dilution	Raw Result	Unit
Percent Moisture	None	1	20.5052005943536	%
Percent Solids	None	1	79.4947994056464	%

Lab Sample ID: 480-196877-A-4 — Analysis Date: Apr 18, 2022 18:46

Analyte	Detector	Dilution	Raw Result	Unit
Percent Moisture	None	1	15.6448202959831	%
Percent Solids	None	1	84.3551797040169	%

Lab Sample ID: 480-196877-B-5 — Analysis Date: Apr 18, 2022 18:46

Analyte	Detector	Dilution	Raw Result	Unit
Percent Moisture	None	1	17.2972972972973	%
Percent Solids	None	1	82.7027027027027	%

Lab Sample ID: 480-196877-A-6 — Analysis Date: Apr 18, 2022 18:46

Analyte	Detector	Dilution	Raw Result	Unit
Percent Moisture	None	1	11.9187950229208	%
Percent Solids	None	1	88.0812049770792	%

Lab Sample ID: 480-196877-A-7 — Analysis Date: Apr 18, 2022 18:46

Analyte	Detector	Dilution	Raw Result	Unit
Percent Moisture	None	1	13.172338090011	%
Percent Solids	None	1	86.827661909989	%

Lab Sample ID: 480-196877-A-8 — Analysis Date: Apr 18, 2022 18:46

Analyte	Detector	Dilution	Raw Result	Unit
Percent Moisture	None	1	13.0890052356021	%
Percent Solids	None	1	86.9109947643979	%

Lab Sample ID: 480-196877-A-9 — Analysis Date: Apr 18, 2022 18:46

Analyte	Detector	Dilution	Raw Result	Unit
Percent Moisture	None	1	14.5992366412214	%
Percent Solids	None	1	85.4007633587786	%

General Chemistry Raw Data Report

Job ID: 480-196877-1

Batch: 622190 (Continued) **Analyst Initials: DSC**

Method: Moisture **Instrument: Balance-7**

Lab Sample ID: 480-196877-A-10 **Analysis Date: Apr 18, 2022 18:46**

Analyte	Detector	Dilution	Raw Result	Unit
Percent Moisture	None	1	12.9287598944591	%
Percent Solids	None	1	87.0712401055409	%

Lab Sample ID: 480-196877-A-11 **Analysis Date: Apr 18, 2022 18:46**

Analyte	Detector	Dilution	Raw Result	Unit
Percent Moisture	None	1	13.9028475711893	%
Percent Solids	None	1	86.0971524288107	%

Lab Sample ID: 480-196877-A-11 DU **Analysis Date: Apr 18, 2022 18:46**

Analyte	Detector	Dilution	Raw Result	Unit
Percent Moisture	None	1	13.9145012573345	%
Percent Solids	None	1	86.0854987426655	%

Appendix B

Laboratory QC Documentation

FORM III
GC/MS VOA MATRIX SPIKE RECOVERY

Lab Name: Eurofins Buffalo Job No.: 480-196877-1

SDG No.:

Matrix: Solid Level: Low Lab File ID: M03289.D

Lab ID: 480-196877-11 MS Client ID: SE-09 MS

COMPOUND	SPIKE ADDED (ug/Kg)	SAMPLE CONCENTRATION (ug/Kg)	MS CONCENTRATION (ug/Kg)	MS % REC	QC LIMITS REC	#
1,1,1-Trichloroethane	56.7	5.8 U	59.4	105	77-121	vs
1,1,2,2-Tetrachloroethane	56.7	5.8 U	47.4	84	80-120	vs
1,1,2-Trichloro-1,2,2-trifluoroethane	56.7	5.8 U	55.3	97	60-140	vs
1,1,2-Trichloroethane	56.7	5.8 U	53.1	94	78-122	vs
1,1-Dichloroethane	56.7	5.8 U	60.5	107	73-126	vs
1,1-Dichloroethene	56.7	5.8 U	56.2	99	59-125	vs
1,2,4-Trichlorobenzene	56.7	5.8 U	53.3	94	64-120	vs
1,2-Dibromo-3-Chloropropane	56.7	5.8 U	41.1	72	63-124	vs
1,2-Dibromoethane	56.7	5.8 U	49.4	87	78-120	vs
1,2-Dichlorobenzene	56.7	5.8 U	56.3	99	75-120	vs
1,2-Dichloroethane	56.7	5.8 U	56.2	99	77-122	vs
1,2-Dichloropropane	56.7	5.8 U	59.3	105	75-124	vs
1,3-Dichlorobenzene	56.7	5.8 U	58.4	103	74-120	vs
1,4-Dichlorobenzene	56.7	5.8 U	57.1	101	73-120	vs
2-Butanone (MEK)	284	29 U	195	69	70-134	F1 vs
2-Hexanone	284	29 U	209	74	59-130	vs
4-Methyl-2-pentanone (MIBK)	284	29 U	214	75	65-133	vs
Acetone	284	29 U	191	67	61-137	vs
Benzene	56.7	5.8 U	59.4	105	79-127	vs
Bromodichloromethane	56.7	5.8 U	61.8	109	80-122	vs
Bromoform	56.7	5.8 U	48.0	85	68-126	vs
Bromomethane	56.7	5.8 U	65.5	116	37-149	vs
Carbon disulfide	56.7	5.8 U	56.7	100	64-131	vs
Carbon tetrachloride	56.7	5.8 U	58.0	102	75-135	vs
Chlorobenzene	56.7	5.8 U	59.0	104	76-124	vs
Chloroethane	56.7	5.8 U	64.3	113	69-135	vs
Chloroform	56.7	5.8 U	59.4	105	80-120	vs
Chloromethane	56.7	5.8 U	63.8	113	63-127	vs
cis-1,2-Dichloroethene	56.7	5.8 U	58.7	104	80-120	vs
cis-1,3-Dichloropropene	56.7	5.8 U	58.2	103	80-120	vs
Cyclohexane	56.7	5.8 U	55.3	98	65-120	vs
Dibromochloromethane	56.7	5.8 U	56.4	99	76-125	vs
Dichlorodifluoromethane	56.7	5.8 U	59.0	104	57-142	vs
Ethylbenzene	56.7	5.8 U	59.2	104	80-120	vs
Isopropylbenzene	56.7	5.8 U	61.5	108	72-120	vs
Methyl acetate	113	29 U	88.3	78	55-136	vs
Methyl tert-butyl ether	56.7	5.8 U	50.3	89	63-125	vs
Methylcyclohexane	56.7	5.8 U	54.3	96	60-140	vs
Methylene Chloride	56.7	3.1 J	70.7	119	61-127	vs
Styrene	56.7	5.8 U	58.1	102	80-120	vs
Tetrachloroethene	56.7	5.8 U	57.6	102	74-122	vs

Column to be used to flag recovery and RPD values

FORM III 8260C

FORM III
GC/MS VOA MATRIX SPIKE DUPLICATE RECOVERY

Lab Name: Eurofins Buffalo Job No.: 480-196877-1

SDG No.:

Matrix: Solid Level: Low Lab File ID: M03290.D

Lab ID: 480-196877-11 MSD Client ID: SE-09 MSD

COMPOUND	SPIKE ADDED (ug/Kg)	MSD CONCENTRATION (ug/Kg)	MSD % REC	% RPD	QC LIMITS RPD	QC LIMITS REC	#
1,1,1-Trichloroethane	57.0	56.0	98	6	30	77-121	vs
1,1,2,2-Tetrachloroethane	57.0	47.1	83	1	30	80-120	vs
1,1,2-Trichloro-1,2,2-trifluoroethane	57.0	49.9	87	10	30	60-140	vs
1,1,2-Trichloroethane	57.0	51.6	91	3	30	78-122	vs
1,1-Dichloroethane	57.0	57.0	100	6	30	73-126	vs
1,1-Dichloroethene	57.0	53.1	93	6	30	59-125	vs
1,2,4-Trichlorobenzene	57.0	53.0	93	1	30	64-120	vs
1,2-Dibromo-3-Chloropropane	57.0	43.6	76	6	30	63-124	vs
1,2-Dibromoethane	57.0	49.2	86	0	30	78-120	vs
1,2-Dichlorobenzene	57.0	55.0	96	2	30	75-120	vs
1,2-Dichloroethane	57.0	53.5	94	5	30	77-122	vs
1,2-Dichloropropane	57.0	56.0	98	6	30	75-124	vs
1,3-Dichlorobenzene	57.0	56.8	100	3	30	74-120	vs
1,4-Dichlorobenzene	57.0	55.5	97	3	30	73-120	vs
2-Butanone (MEK)	285	189	66	3	30	70-134	F1 vs
2-Hexanone	285	205	72	2	30	59-130	vs
4-Methyl-2-pentanone (MIBK)	285	211	74	2	30	65-133	vs
Acetone	285	184	65	4	30	61-137	vs
Benzene	57.0	57.0	100	4	30	79-127	vs
Bromodichloromethane	57.0	59.5	104	4	30	80-122	vs
Bromoform	57.0	49.1	86	2	30	68-126	vs
Bromomethane	57.0	60.3	106	8	30	37-149	vs
Carbon disulfide	57.0	53.4	94	6	30	64-131	vs
Carbon tetrachloride	57.0	55.5	97	4	30	75-135	vs
Chlorobenzene	57.0	57.1	100	3	30	76-124	vs
Chloroethane	57.0	60.3	106	6	30	69-135	vs
Chloroform	57.0	57.2	100	4	30	80-120	vs
Chloromethane	57.0	59.3	104	7	30	63-127	vs
cis-1,2-Dichloroethene	57.0	56.5	99	4	30	80-120	vs
cis-1,3-Dichloropropene	57.0	55.0	96	6	30	80-120	vs
Cyclohexane	57.0	51.0	89	8	30	65-120	vs
Dibromochloromethane	57.0	56.0	98	1	30	76-125	vs
Dichlorodifluoromethane	57.0	54.5	95	8	30	57-142	vs
Ethylbenzene	57.0	57.8	101	2	30	80-120	vs
Isopropylbenzene	57.0	59.0	103	4	30	72-120	vs
Methyl acetate	114	85.2	75	4	30	55-136	vs
Methyl tert-butyl ether	57.0	48.9	86	3	30	63-125	vs
Methylcyclohexane	57.0	50.1	88	8	30	60-140	vs
Methylene Chloride	57.0	68.3	114	3	30	61-127	vs
Styrene	57.0	56.4	99	3	30	80-120	vs
Tetrachloroethene	57.0	54.3	95	6	30	74-122	vs

Column to be used to flag recovery and RPD values

FORM III 8260C

FORM VII
GC/MS VOA CONTINUING CALIBRATION DATA

Lab Name: Eurofins Buffalo Job No.: 480-196877-1

SDG No.:

Lab Sample ID: CCVIS 480-622335/4 Calibration Date: 04/19/2022 18:38

Instrument ID: HP5977M Calib Start Date: 04/03/2022 22:58

GC Column: ZB-624 (30) VOA ID: 0.25(mm) Calib End Date: 04/04/2022 01:23

Lab File ID: M03274.D Conc. Units: ug/L Heated Purge: (Y/N) Y

ANALYTE	CURVE TYPE	AVE RRF	RRF	MIN RRF	CALC AMOUNT	SPIKE AMOUNT	%D	MAX %D
Dichlorodifluoromethane	Ave	1.390	1.781	0.1000	64.1	50.0	28.2	50.0
Chloromethane	Ave	1.852	2.147	0.1000	58.0	50.0	15.9	20.0
Vinyl chloride	Ave	1.570	1.905	0.1000	60.7	50.0	21.3*	20.0
Butadiene	Ave	1.627	1.936		59.5	50.0	19.0	20.0
Bromomethane	Ave	0.7820	0.8852	0.1000	56.6	50.0	13.2	50.0
Chloroethane	Ave	0.8552	0.9948	0.1000	58.2	50.0	16.3	50.0
Trichlorofluoromethane	Ave	1.614	1.950	0.1000	60.4	50.0	20.8*	20.0
Dichlorofluoromethane	Ave	2.000	2.263		56.6	50.0	13.1	20.0
Ethyl ether	Ave	1.171	1.201		51.3	50.0	2.6	20.0
Acrolein	Ave	0.1169	0.1034		221	250	-11.5	50.0
1,1,2-Trichloro-1,2,2-trifluoroethane	Ave	1.177	1.356	0.1000	57.6	50.0	15.2	20.0
1,1-Dichloroethene	Ave	1.011	1.120	0.1000	55.4	50.0	10.8	20.0
Acetone	Ave	0.4870	0.4935	0.1000	253	250	1.3	50.0
Iodomethane	Ave	1.947	2.073		53.2	50.0	6.5	20.0
Carbon disulfide	Ave	3.587	3.838	0.1000	53.5	50.0	7.0	20.0
Allyl chloride	Ave	2.148	2.217		51.6	50.0	3.2	20.0
Methyl acetate	Ave	1.072	1.046	0.1000	97.6	100	-2.4	50.0
Methylene Chloride	Lin1		1.517	0.1000	59.9	50.0	19.8	20.0
2-Methyl-2-propanol	Ave	0.1761	0.1739		494	500	-1.2	50.0
Methyl tert-butyl ether	Ave	3.801	3.906	0.1000	51.4	50.0	2.8	20.0
trans-1,2-Dichloroethene	Ave	1.227	1.343	0.1000	54.7	50.0	9.5	20.0
Acrylonitrile	Ave	0.5772	0.5767		500	500	-0.1	20.0
Hexane	Ave	2.062	2.234		54.2	50.0	8.4	20.0
1,1-Dichloroethane	Ave	2.381	2.530	0.2000	53.1	50.0	6.3	20.0
Vinyl acetate	Ave	2.631	2.437		92.6	100	-7.4	20.0
2,2-Dichloropropane	Ave	1.418	1.568		55.3	50.0	10.6	20.0
cis-1,2-Dichloroethene	Ave	1.413	1.496	0.1000	52.9	50.0	5.9	20.0
2-Butanone (MEK)	Ave	0.6729	0.6695	0.1000	249	250	-0.5	20.0
Chlorobromomethane	Ave	0.7413	0.7695		51.9	50.0	3.8	20.0
Tetrahydrofuran	Ave	0.4779	0.4594		96.1	100	-3.9	20.0
Chloroform	Ave	2.206	2.331	0.2000	52.8	50.0	5.7	20.0
Cyclohexane	Ave	2.517	2.852	0.1000	56.7	50.0	13.3	20.0
1,1,1-Trichloroethane	Ave	1.713	1.931	0.1000	56.4	50.0	12.7	20.0
Carbon tetrachloride	Ave	1.356	1.529	0.1000	56.4	50.0	12.8	20.0
1,1-Dichloropropene	Ave	1.554	1.756		56.5	50.0	13.0	20.0
Benzene	Ave	4.743	4.998	0.5000	52.7	50.0	5.4	20.0
Isobutyl alcohol	Ave	0.0580	0.0568		1220	1250	-2.1	50.0
1,2-Dichloroethane	Ave	1.764	1.820	0.1000	51.6	50.0	3.2	20.0
n-Heptane	Ave	2.020	2.266		56.1	50.0	12.2	20.0
Trichloroethene	Ave	1.229	1.320	0.2000	53.7	50.0	7.4	20.0

FORM I
GC/MS VOA ORGANICS ANALYSIS DATA SHEET

Lab Name: Eurofins Buffalo
Job No.: 480-196877-1
SDG No.:
Client Sample ID:
Lab Sample ID: MB 480-622333/2-A
Matrix: Solid
Lab File ID: M03278.D
Analysis Method: 8260C
Date Collected:
Sample wt/vol: 5(g)
Date Analyzed: 04/19/2022 20:15
Soil Aliquot Vol:
Dilution Factor: 1
Soil Extract Vol.:
GC Column: ZB-624 (30) VOA ID: 0.25(mm)
% Moisture:
Level: (low/med) Low
Analysis Batch No.: 622335
Units: ug/Kg

CAS NO.	COMPOUND NAME	RESULT	Q	RL	MDL
71-55-6	1,1,1-Trichloroethane	5.0	U	5.0	0.36
79-34-5	1,1,2,2-Tetrachloroethane	5.0	U	5.0	0.81
76-13-1	1,1,2-Trichloro-1,2,2-trifluoroethane	5.0	U	5.0	1.1
79-00-5	1,1,2-Trichloroethane	5.0	U	5.0	0.65
75-34-3	1,1-Dichloroethane	5.0	U	5.0	0.61
75-35-4	1,1-Dichloroethene	5.0	U	5.0	0.61
120-82-1	1,2,4-Trichlorobenzene	5.0	U	5.0	0.30
96-12-8	1,2-Dibromo-3-Chloropropane	5.0	U	5.0	2.5
106-93-4	1,2-Dibromoethane	5.0	U	5.0	0.64
95-50-1	1,2-Dichlorobenzene	5.0	U	5.0	0.39
107-06-2	1,2-Dichloroethane	5.0	U	5.0	0.25
78-87-5	1,2-Dichloropropane	5.0	U	5.0	2.5
541-73-1	1,3-Dichlorobenzene	5.0	U	5.0	0.26
106-46-7	1,4-Dichlorobenzene	5.0	U	5.0	0.70
78-93-3	2-Butanone (MEK)	25	U	25	1.8
591-78-6	2-Hexanone	25	U	25	2.5
108-10-1	4-Methyl-2-pentanone (MIBK)	25	U	25	1.6
67-64-1	Acetone	25	U	25	4.2
71-43-2	Benzene	5.0	U	5.0	0.25
75-27-4	Bromodichloromethane	5.0	U	5.0	0.67
75-25-2	Bromoform	5.0	U	5.0	2.5
74-83-9	Bromomethane	5.0	U	5.0	0.45
75-15-0	Carbon disulfide	5.0	U	5.0	2.5
56-23-5	Carbon tetrachloride	5.0	U	5.0	0.48
108-90-7	Chlorobenzene	5.0	U	5.0	0.66
75-00-3	Chloroethane	5.0	U	5.0	1.1
67-66-3	Chloroform	5.0	U	5.0	0.31
74-87-3	Chloromethane	5.0	U	5.0	0.30
156-59-2	cis-1,2-Dichloroethene	5.0	U	5.0	0.64
10061-01-5	cis-1,3-Dichloropropene	5.0	U	5.0	0.72
110-82-7	Cyclohexane	5.0	U	5.0	0.70
124-48-1	Dibromochloromethane	5.0	U	5.0	0.64
75-71-8	Dichlorodifluoromethane	5.0	U	5.0	0.41
100-41-4	Ethylbenzene	5.0	U	5.0	0.35
98-82-8	Isopropylbenzene	5.0	U	5.0	0.75

FORM I
GC/MS VOA ORGANICS ANALYSIS DATA SHEET

Lab Name: Eurofins Buffalo
Job No.: 480-196877-1
SDG No.:
Client Sample ID:
Lab Sample ID: MB 480-622333/2-A
Matrix: Solid
Lab File ID: M03278.D
Analysis Method: 8260C
Date Collected:
Sample wt/vol: 5(g)
Date Analyzed: 04/19/2022 20:15
Soil Aliquot Vol:
Dilution Factor: 1
Soil Extract Vol.:
GC Column: ZB-624 (30) VOA ID: 0.25(mm)
% Moisture:
Level: (low/med) Low
Analysis Batch No.: 622335
Units: ug/Kg

CAS NO.	COMPOUND NAME	RESULT	Q	RL	MDL
79-20-9	Methyl acetate	25	U	25	3.0
1634-04-4	Methyl tert-butyl ether	5.0	U	5.0	0.49
108-87-2	Methylcyclohexane	5.0	U	5.0	0.76
75-09-2	Methylene Chloride	5.20		5.0	2.3
100-42-5	Styrene	5.0	U	5.0	0.25
127-18-4	Tetrachloroethene	5.0	U	5.0	0.67
108-88-3	Toluene	0.716	J	5.0	0.38
156-60-5	trans-1,2-Dichloroethene	5.0	U	5.0	0.52
10061-02-6	trans-1,3-Dichloropropene	5.0	U	5.0	2.2
79-01-6	Trichloroethene	5.0	U	5.0	1.1
75-69-4	Trichlorofluoromethane	5.0	U	5.0	0.47
75-01-4	Vinyl chloride	5.0	U	5.0	0.61
1330-20-7	Xylenes, Total	10	U	10	0.84

CAS NO.	SURROGATE	%REC	Q	LIMITS
17060-07-0	1,2-Dichloroethane-d4 (Surr)	102		64-126
460-00-4	4-Bromofluorobenzene (Surr)	98		72-126
1868-53-7	Dibromofluoromethane (Surr)	105		60-140
2037-26-5	Toluene-d8 (Surr)	96		71-125

3-IN
METHOD BLANK
METALS

Lab Name: Eurofins Buffalo Job No.: 480-196877-1

SDG No.:

Concentration Units: mg/Kg Lab Sample ID: MB 480-622641/1-A

Instrument Code: ICAP1 Batch No.: 623050

CAS No.	Analyte	Concentration	C	Q	Method
7429-90-5	Aluminum	9.8	U		6010C
7440-36-0	Antimony	14.7	U		6010C
7440-38-2	Arsenic	2.0	U		6010C
7440-39-3	Barium	0.49	U		6010C
7440-41-7	Beryllium	0.20	U		6010C
7440-43-9	Cadmium	0.20	U		6010C
7440-70-2	Calcium	4.24	J		6010C
7440-47-3	Chromium	0.49	U		6010C
7440-48-4	Cobalt	0.49	U		6010C
7440-50-8	Copper	0.98	U		6010C
7439-89-6	Iron	9.8	U		6010C
7439-92-1	Lead	0.98	U		6010C
7439-95-4	Magnesium	19.6	U		6010C
7439-96-5	Manganese	0.20	U		6010C
7440-02-0	Nickel	4.9	U		6010C
7782-49-2	Selenium	3.9	U		6010C
7440-22-4	Silver	0.59	U		6010C
7440-23-5	Sodium	137	U		6010C
7440-28-0	Thallium	5.9	U		6010C
7440-62-2	Vanadium	0.49	U		6010C
7440-66-6	Zinc	2.0	U		6010C

Appendix C

Validator Qualifications

KENNETH R. APPLIN
Geochemist/Data Validator

Ph.D., Geochemistry and Mineralogy, The Pennsylvania State University

M.S., Geochemistry and Mineralogy, The Pennsylvania State University

B.A., Geological Sciences, SUNY at Geneseo, NY

Dr. Applin has over 35 years of experience working with the geochemistry of natural waters. His prior experience includes working as an Assistant Professor of Geology at the University of Missouri-Columbia and as Chief Hydrogeologist and Geochemist with a leading engineering firm in Rochester, NY. In 1993, he established KR Applin and Associates, a small consulting business that focuses on the geochemistry of natural waters, especially as applied to problems involving the contamination of groundwater and surface water.

Dr. Applin is also an experienced analytical data validator and has provided data validation services since 1994 to a variety of clients performing brownfield cleanup projects, hazardous waste remediation, groundwater monitoring at solid waste facilities, and other projects requiring third-party data validation. Dr. Applin has several years of hands-on experience with the laboratory analysis of natural waters and has successfully completed the USEPA Region II certification courses for performing inorganic and organic analytical data validation.

MICHAEL K. PERRY
Chemist/Data Validator

B.S. Chemistry, Georgia State University, Atlanta, GA

A.A.S., Chemical Technology, Alfred State College, Alfred, NY

Mr. Perry has over 30 years of experience in the analytical laboratory business. During his early career, he spent several years as a laboratory analyst performing the analysis of soil, water, and air samples for inorganic and organic chemical parameters. During his last 20 years in the environmental laboratory business, he managed and directed two major analytical laboratories in Rochester, NY. His management responsibilities included oversight of the daily operations of the lab, staff training and supervision, the selection, purchase, and maintenance of analytical instruments, the introduction of new laboratory methods, analytical quality assurance and quality control, data acquisition and management, and other business-related activities.

Mr. Perry has an extensive working knowledge of the methods and procedures used for sampling and analyzing both inorganic and organic analytes in soil, water, and air. He is an accomplished laboratory chemist and is familiar with the analytical methods and procedures established under the USEPA Contract Laboratory Protocols (CLP), the NYSDEC Analytical Services Protocols (ASP), and the NYSDOH Environmental Laboratory Approval Program (ELAP).

DATA USABILITY SUMMARY REPORT (DUSR)

Pilgrim Village Senior
951 Ellicott St.
Buffalo, NY 14209
NYSDEC BCP # C915363

SDG: J196989-1
14 soil samples

Prepared for:

BE3 Corp.
960 Busti Avenue
Suite 150-B
Buffalo, NY 14213
Attention: Dalton Stack

May 2022

EDU *Environmental Data Usability 10028 Deer Park Dr. Dansville, NY 14437 585-991-9156*

Table of Contents

Page No.

REVIEWER'S NARRATIVE

1.0 SUMMARY 1

2.0 INTRODUCTION 1

3.0 SAMPLE AND ANALYSIS SUMMARY 2

4.0 GUIDANCE DOCUMENTS AND DATA REVIEW CRITERIA 2

5.0 DATA VALIDATION QUALIFIERS 3

6.0 RESULTS OF THE DATA REVIEW 4

7.0 TOTAL USABLE DATA 4

APPENDIX A Validated Analytical Results
APPENDIX B Laboratory QC Documentation
APPENDIX C Validator Qualifications

Tables

Table 4-1 Data Validation Guidance Documents
Table 4-2 Quality Control Criteria for Validating Laboratory Analytical Data

Summaries of Validated Results
Table 6-1 SVOCs
Table 6-2 Metals

REVIEWER'S NARRATIVE
BE3 SDG J196989-1: Pilgrim Village Senior

The data associated with this Sample Delivery Group (SDG) J196989-1, analyzed by Eurofins Buffalo, Buffalo, NY have been reviewed in accordance with assessment criteria provided by the New York State Department of Environmental Conservation following the review procedures provided in the USEPA Functional Guidelines for evaluating organic and inorganic data.

All analytical results reported by the laboratory are considered valid and acceptable except results that have been qualified as rejected, “R”. Results qualified as estimated “J”, or as non-detects, “U”, are considered usable for the purpose of evaluating water and/or soil quality. However, these qualifiers indicate that the accuracy and/or precision of the analytical result is questionable. A summary of all data that have been qualified and the reasons for qualification are provided in the following data usability summary report (DUSR).

Two facts should be noted by all data users. First, the “R” qualifier means that the associated value is unusable. In other words, due to significant quality control (QC) problems, the analysis is invalid and provides no information as to whether the analyte is present or not. Values qualified with an “R” should not appear on the final data tables because they cannot be relied upon, even as the last resort. Second, no analyte concentration, even if it has passed all QC tests, is guaranteed to be accurate. Strict QC serves to increase confidence in data, but any value potentially contains error.

Reviewer's Signature: Michael K. Perry Date: 5/19/2022

Michael K. Perry
Chemist

1.0 SUMMARY

SITE:	Pilgrim Village Senior 951 Ellicott St. Buffalo, NY 14209
SAMPLING DATE:	April 20, 2022
SAMPLE TYPE:	14 soil samples
LABORATORY:	Eurofins Buffalo Buffalo, NY
SDG No.:	J196989-1

2.0 INTRODUCTION

This data usability summary report (DUSR) was prepared in accordance with guidance provided by the New York State Department of Environmental Conservation (NYSDEC). The DUSR is based on a review and evaluation of the laboratory analytical data package. Specifically, the NYSDEC guidance recommends review and evaluation of the following elements of the data package:

- Completeness of the data package as defined under the requirements of the NYSDEC Analytical Services Protocols (ASP) Category B or the United States Environmental Protection Agency (USEPA) Contract Laboratory Program (CLP) deliverables,
- Compliance with established analyte holding times,
- Adherence to quality control (QC) limits and specifications for blanks, instrument tuning and calibration, surrogate recoveries, spike recoveries, laboratory duplicate analyses, and other QC criteria,
- Adherence to established analytical protocols,
- Conformance of data summary sheets with raw analytical data, and
- Use of correct data qualifiers.

Data deficiencies, analytical protocol deviations, and quality control problems identified using the review criteria above and their effect on the analytical results are discussed in this report.

3.0 SAMPLE AND ANALYSIS SUMMARY

The data package consists of analytical results for fourteen soil samples collected on April 20, 2022. These samples were analyzed for Semi-volatile Organic Compounds (SVOCs) and Metals.

All analyses were performed by Eurofins Buffalo, Buffalo, NY and analyzed as SDG J196989-1. The analytical results were provided in NYSDEC ASP Category B format, which includes all raw analytical data and laboratory QC data.

4.0 GUIDANCE DOCUMENTS AND DATA REVIEW CRITERIA

The guidance documents appropriate for reviewing laboratory quality control (QC) data and assigning data qualifiers (flags) to analytical results were selected from those listed in Table 4-1. The QC limits established in the documents applicable to this data review were used to assess the quality of the analytical results. In some cases, however, QC limits established internally by the laboratory were taken into account to determine data quality.

The QC criteria considered for assessing the usability of the reported analytical results provided for each analyte type (i.e. VOCs, SVOCs, metals, etc.) are listed in Table 4-2. These criteria may vary with the analytical method utilized by the laboratory. These criteria comply with the guidance recommended in Section 2.0 above.

5.0 DATA VALIDATION QUALIFIERS

The letter qualifiers (flags) used to define data usability are described briefly below. These letters are assigned by the data validator to analytical results having questionable accuracy and/or precision as determined by reviewing the laboratory QC data associated with the analytical results.

TABLE 4-1

Guidance Used For Validating Laboratory Analytical Data

Analyte Group	Guidance	Date
Metals (ICP-AES)	USEPA SOP HW-3a, Rev. 1	September 2016
Metals (Hg & CN)	USEPA SOP HW-3c, Rev. 1	September 2016
Volatile Organic Compounds (by Methods 8260B & 8260C)	USEPA SOP HW-24, Rev. 4	September 2014
Semi-Volatile Organic Compounds (by Method 8270D)	USEPA SOP HW-22 Rev. 5	December 2010
Pesticides (by Method 8181B)	USEPA SOP HW-44, Rev. 1.1	December 2010
Chlorinated Herbicides (by Method 8151A)	USEPA SOP HW-17, Rev. 3.1	December 2010
Polychlorinated Biphenyls (PCBs)	USEPA SOP HW-37A, Rev. 0	June 2015
Volatile Organic Compounds (Air) (by Method TO-15)	USEPA SOP HW-31, Rev. 6	September 2016
Per- and PolyFluoroAlkyl Substances (PFAS)	* NYSDEC	January 2021
General Chemistry Parameters	per NYSDEC ASP	July 2005

* Sampling, Analysis, and Assessment of Per- and Polyfluoroalkyl Substances (PFAS) Under NYSDEC's Part 375 Remedial Programs, Appendix I

TABLE 4-2

QUALITY CONTROL CRITERIA USED FOR VALIDATING LABORATORY ANALYTICAL DATA

VOCs	SVOCs	Pesticides/PCBs	Metals	Gen Chemistry	PFAS
Completeness of Pkg	Completeness of Pkg	Completeness of Pkg	Completeness of Pkg	Completeness of Pkg	Completeness of Pkg
Sample Preservation	Sample Preservation	Sample Preservation	Sample Preservation	Sample Preservation	Sample Preservation
Holding Time	Holding Time	Holding Time	Holding Time	Holding Times	Holding Time
System Monitoring Compounds	Surrogate Recoveries	Surrogate Recoveries	Initial/Continuing Calibration	Calibration	Instr Performance Check
Lab Control Sample	Lab Control Sample	Matrix Spikes	CRDL Standards	Lab Control Samples	Initial Calibration
Matrix Spikes	Matrix Spikes	Blanks	Blanks	Blanks	Continuing Calibration
Blanks	Blanks	Instrument Calibration & Verification	Interference Check Sample	Spike Recoveries	Blanks
Instrument Tuning	Instrument Tuning	Comparison of duplicate GC column results	Spike Recoveries	Lab Duplicates	Surrogates
Internal Standards	Internal Standards	Analyte ID	Lab Duplicate		Lab Fortified Blank
Initial Calibration	Initial Calibration	Lab Qualifiers	Lab Control Sample		Matrix Spikes
Continuing Calibration	Continuing Calibration	Field Duplicate	ICP Serial Dilutions		Internal Standards
Lab Qualifiers	Lab Qualifiers		Lab Qualifiers		
Field Duplicate	Field Duplicate		Field Duplicate		

Method TO-15 (Air)
Completeness of Pkg
Sample Preservation
Holding Time
Canister Certification
Instrument Tuning
Initial Calibration and Instrument Performance
Daily Calibration
Blanks
Lab Control Sample
Field Duplicate

The laboratory may also use various letters and symbols to flag analytical results generated when QC limits were exceeded. The meanings of these flags may differ from those used by the independent data validator. Those used by the laboratory are provided with the analytical results.

NOTE: The assignment of data qualifiers by the data reviewer (validator) to laboratory analytical results should not necessarily be interpreted by the data user as a measure of laboratory ability or proficiency. Rather, the qualifiers are intended to provide a measure of data accuracy and precision to the data user, which, for example, may provide a level of confidence in determining whether or not standards or cleanup objectives have been met.

U The analyte was analyzed for but was not detected at or above the sample quantitation limit.

J The analyte was positively identified; the associated numerical value is the *approximate* concentration of the analyte in the sample. (The magnitude of any ± value associated with the result is not determined by data validation).

J+ The result is an estimated quantity and may be biased high.

J- The result is an estimated quantity and may be biased low.

UJ The analyte was analyzed for but not detected. The reported quantitation limit is approximate and may inaccurate or imprecise.

R The sample result is rejected (i.e., is unusable) due to serious deficiencies in the ability to analyze the sample and meet quality control criteria. The presence or absence of the analyte cannot be verified.

NJ The analysis indicates the presence of an analyte that has been "tentatively identified" and the associated numerical value represents its approximate concentration.

The validated analytical results are attached to this report. Validation qualifiers (flags) are indicated in red print. Data sheets having qualified data are signed and dated by the data reviewer.

6.0 RESULTS OF THE DATA REVIEW

The results of the data review are summarized in Tables 6-1 through 6-2. The tables list the samples where QC criteria were found to exceed acceptable limits and the actions taken to qualify the associated analytical results.

7.0 TOTAL USABLE DATA

For SDG J196989-1, fourteen samples were analyzed and results were reported for 994 analytes. Even though some results were flagged with a “J” as estimated, all results (100 %) are considered usable. See the summary table for the analyses that have rejected/qualified and the corresponding QC reasons.

Table 6-1 8270 SVOCs

SAMPLES AFFECTED	ANALYTES	ACTION	QC VIOLATION	COMMENTS
All samples	Pyrene	J detects	LCS > QC limit	Data are estimated

Table 6-2 Metals

SAMPLES AFFECTED	ANALYTES	ACTION	QC VIOLATION	COMMENTS
SE 5	Ba	J+ detects	MSD > QC limit	Data are biased high
SE 5	Cu	J detects	Serial dil. > 15 % QC limit	Data are estimated

ACRONYMS

BSP	Blank Spike
CCAL	Continuing Calibration
CCB	Continuing Calibration Blank
CCV	Continuing Calibration Verification
CRDL	Contract Required Detection Limit
CRQL	Contract Required Quantitation Limit
%D	Percent Difference
ICAL	Initial Calibration
ICB	Initial Calibration Blank
IS	Internal Standard
LCS	Laboratory Control Sample
MS/MSD	Matrix Spike/Matrix Spike Duplicate
QA	Quality Assurance
QC	Quality Control
%R	Percent recovery
RPD	Relative Percent Difference
RRF	Relative Response Factor
%RSD	Percent Relative Standard Deviation
TAL	Target Analyte List (metals)
TCL	Target Compound List (organics)

Appendix A

Validated Analytical Results

ANALYTICAL REPORT

Job Number: 480-196989-1

Job Description: Pilgrim Village Senior

For:
Brydges Engineering in Environment & Energy DPC
960 Busti Ave
Suite B-150
Buffalo, NY 14213

Attention: Mr. Dalton Stack

Approved for release.
John Beninati
Project Manager
4/28/2022 1:40 PM

John Beninati, Project Manager
10 Hazelwood Drive, Amherst, NY, 14228-2298
(716)504-9874
John.Beninati@et.eurofinsus.com
04/28/2022

The test results in this report meet all NELAP requirements for parameters for which accreditation is required or available. Any exceptions to the NELAP requirements are noted in this report. Pursuant to NELAP, this report may not be reproduced, except in full, without the written approval of the laboratory. This report is confidential and is intended for the sole use of Eurofins Environment Testing Northeast, LLC Buffalo and its client. All questions regarding this report should be directed to the Eurofins Environment Testing Northeast, LLC Buffalo Project Manager or designee who has signed this report.

The test results in this report relate only to the samples as received by the laboratory and will meet all requirements of the methodology, with any exceptions noted. This report shall not be reproduced except in full, without the express written approval of the laboratory. All questions should be directed to the Eurofins Environment Testing Northeast, LLC Project Manager.

This report has been electronically signed and authorized by the signatory. Electronic signature is intended to be the legally binding equivalent of a traditionally handwritten signature.

Job Narrative
480-196989-1

Comments
No additional comments.

Receipt
The samples were received on 4/20/2022 at 1:00 PM. Unless otherwise noted below, the samples arrived in good condition, and where required, properly preserved and on ice. The temperature of the cooler at receipt was 12.1º C.

GC/MS Semi VOA
Method 8270D: The laboratory control sample (LCS) for preparation batch 480-623107 and analytical batch 480-623223 recovered outside control limits for the following analytes: Pyrene. These analytes were biased high in the LCS and were not detected in the associated samples; therefore, the data have been reported.

Method 8270D: The following compound has been spiked at a level above the upper range of the initial calibration: Benzaldehyde. The laboratory control sample (LCS) and/or laboratory control sample duplicate (LCSD) associated with preparation batch 480-623107 and analytical batch 480-623223 recovered within acceptable limits for this analyte and has been qualified with an "E" flag. (LCS 480-623107/2-A)

No additional analytical or quality issues were noted, other than those described above or in the Definitions/Glossary page.

Metals
Method 6010C: The serial dilution and post spike (480-196989-A-4-B PDS) and (480-196989-A-4-B SD), associated with batch 480-622644, exceeded the quality control limits for Total Zinc. Sample matrix is suspected, therefore, no corrective action was necessary.

Method 6010C: The serial dilution (480-196989-A-4-B SD) associated with batch 480-623412, exhibited a result outside the quality control limits for Total Copper. However, the post digestion spike (PDS) was compliant, therefore no corrective action was necessary.

No additional analytical or quality issues were noted, other than those described above or in the Definitions/Glossary page.

Organic Prep
No analytical or quality issues were noted, other than those described in the Definitions/Glossary page.

Sample Summary

Client: Brydges Engineering in Environment & Energy DPC
Job ID: 480-196989-1
Project/Site: Pilgrim Village Senior

Lab Sample ID	Client Sample ID	Matrix	Collected	Received
480-196989-1	SE 1	Solid	04/20/22 12:00	04/20/22 13:00
480-196989-2	SE 2	Solid	04/20/22 12:00	04/20/22 13:00
480-196989-3	SE 3	Solid	04/20/22 12:00	04/20/22 13:00
480-196989-4	SE 5	Solid	04/20/22 12:00	04/20/22 13:00
480-196989-5	SE 6	Solid	04/20/22 12:00	04/20/22 13:00
480-196989-6	SE 7	Solid	04/20/22 12:00	04/20/22 13:00
480-196989-7	SE 8	Solid	04/20/22 12:00	04/20/22 13:00
480-196989-8	SD 1	Solid	04/20/22 12:00	04/20/22 13:00
480-196989-9	SD 2	Solid	04/20/22 12:00	04/20/22 13:00
480-196989-10	SD 3	Solid	04/20/22 12:00	04/20/22 13:00
480-196989-11	SD 5	Solid	04/20/22 12:00	04/20/22 13:00
480-196989-12	SD 6	Solid	04/20/22 12:00	04/20/22 13:00
480-196989-13	SD 7	Solid	04/20/22 12:00	04/20/22 13:00
480-196989-14	SD 8	Solid	04/20/22 12:00	04/20/22 13:00

Eurofins Buffalo
10 Hazelwood Drive
Amherst, NY 14228-2298
Phone: 716-691-2600 Fax: 716-691-7991

Chain of Custody Record

eurofins | Environment Testing America

Client Information	Sampler: Jesse Zoentek	Lab PM: Beninati, John	Carrier Tracking No(s):	COC No: 480-172988-37410.1
Client Contact: Ms. Libby Broderick	Phone:	E-Mail: John.Beninati@et.eurofinsus.com	State of Origin:	Page: Page 1 of 2
Company: Brydges Engineering in Environment & Energy DPC	PWSID:			Job #:
Address: 960 Busti Ave Suite B-150	Due Date Requested:			
City: Buffalo	TAT Requested (days): ASAP 10 days			
State, Zip: NY, 14213	Compliance Project: Δ Yes Δ No			
Phone: 716-362-6532(Tel)	PO #: Purchase Order not required			
Email: lbroderick@be3corp.com	WO #:			
Project Name: Pilgrim Village Senior	Project #: 48024824			
Site:	SSOW#:			

Analysis Requested

Preservation Codes:
A - HCL, B - NaOH, C - Zn Acetate, D - Nitric Acid, E - NaHSO4, F - MeOH, G - Amchlor, H - Ascorbic Acid, I - Ice, J - DI Water, K - EDTA, L - EDA, M - Hexane, N - None, O - AsNaO2, P - Na2O4S, Q - Na2SO3, R - Na2S2O3, S - H2SO4, T - TSP Dodecahydrate, U - Acetone, V - MCAA, W - pH 4-5, Z - other (specify)
Other:

Sample Identification	Sample Date	Sample Time	Sample Type (C=comp, G=grab)	Matrix (W=water, S=solid, O=waste/oil, BT=Tissue, A=Air)	Field Filtered Sample (Yes or No)	Perform MS/MSD (Yes or No)	6010C, 7471B: As, Ba, Cu, Pb, Zn	8270D	[redacted]	8270D - TCL SVOCs	Total Number of containers	Special Instructions/Note:
			Preservation Code:				N	N	N	N		
SE1	4/20/22	1200	G	Solid			X	X	X	X		
SE2				Solid								
SE3				Solid								
SE5				Solid								
SE6				Solid								
SE7				Solid								
SE8				Solid								
SD1				Solid								
SD2				Solid								
SD3				Solid								
SD5				Solid								

480-196989 Chain of Custody

Possible Hazard Identification
☑ *Non-Hazard* ☐ *Flammable* ☐ *Skin Irritant* ☐ *Poison B* ☐ *Unknown* ☐ *Radiological*

Sample Disposal (A fee may be assessed if samples are retained longer than 1 month)
☐ *Return To Client* ☑ *Disposal By Lab* ☐ *Archive For* _____ *Months*

Deliverable Requested: I, II, III, IV, Other (specify)

Special Instructions/QC Requirements:

Empty Kit Relinquished by:	Date:	Time:	Method of Shipment:		
Relinquished by: Jesse Zoentek	Date/Time: 4/20/22 1300	Company: BE3	Received by:	Date/Time:	Company
Relinquished by:	Date/Time:	Company	Received by:	Date/Time:	Company
Relinquished by:	Date/Time:	Company	Received by:	Date/Time: 4/20/22 1300	Company: JTB
Custody Seals Intact: Δ Yes Δ No	Custody Seal No.:		Cooler Temperature(s) °C and Other Remarks: 12.1 no ICE		

Ver: 06/08/2021

Eurofins Buffalo
10 Hazelwood Drive
Amherst, NY 14228-2298
Phone (716) 691-2600 Phone (716) 691-7991

Chain of Custody Record

eurofins | Environment Testing America

Client Information	Sampler: Jesse Zientek	Lab PM: Beninati, John	Carrier Tracking No(s):	COC No: 480-172988-37410.1
Client Contact: Ms. Libby Broderick	Phone:	E-Mail: John.Beninati@et.eurofinsus.com	State of Origin:	Page: Page 2 of 2
Company: Brydges Engineering in Environment & Energy DPC	PWSID:			Job #:
Address: 960 Busti Ave Suite B-150	Due Date Requested:			
City: Buffalo	TAT Requested (days): ASAP 10 days			
State, Zip: NY, 14213	Compliance Project: Δ Yes Δ No			
Phone: 716-362-6532(Tel)	PO #: Purchase Order not required			
Email: lbroderick@be3corp.com	WO #:			
Project Name: Pilgrim Village Senior	Project #: 48024824			
Site:	SSOW#:			

Analysis Requested

Preservation Codes:

A - HCL	M - Hexane
B - NaOH	N - None
C - Zn Acetate	O - AsNaO2
D - Nitric Acid	P - Na2O4S
E - NaHSO4	Q - Na2SO3
F - MeOH	R - Na2S2O3
G - Amchlor	S - H2SO4
H - Ascorbic Acid	T - TSP Dodecahydrate
I - Ice	U - Acetone
J - DI Water	V - MCAA
K - EDTA	W - pH 4-5
L - EDA	Z - other (specify)

Other:

Sample Identification	Sample Date	Sample Time	Sample Type (C=comp, G=grab)	Matrix (W=water, S=solid, O=waste/oil, BT=Tissue, A=Air)	Field Filtered Sample (Yes or No)	Perform MS/MSD (Yes or No)	6010C, 7471B As, Ag, Cu, Pb, Zn	8000B, 8270D	8260C, 8270D - TCL SVOCs	Total Number of containers	Special Instructions/Note:
			Preservation Code:				N	N	N		
~~SED~~ SD6	4/20/22	1200	G	Solid			X	X		X	
SD7	↓	↓	↓	↓			↓	↓		↓	
SD8	↓	↓	↓	↓			↓	↓		↓	

Possible Hazard Identification
☒ Non-Hazard ☐ Flammable ☐ Skin Irritant ☐ Poison B ☐ Unknown ☐ Radiological

Sample Disposal (A fee may be assessed if samples are retained longer than 1 month)
☐ Return To Client ☒ Disposal By Lab ☐ Archive For _____ Months

Deliverable Requested: I, II, III, IV, Other (specify)

Special Instructions/QC Requirements:

Empty Kit Relinquished by:	Date:	Time:	Method of Shipment:

Relinquished by:	Date/Time:	Company:	Received by:	Date/Time:	Company:
Jesse Zientek	4/20/22 1300	BE3			
			[signature]	4/20/22 1300	JAB

Custody Seals Intact: Δ Yes Δ No	Custody Seal No.:	Cooler Temperature(s) °C and Other Remarks:

Ver: 01/16/2019

Method 8270D

Semivolatile Organic Compounds (GC/MS) by Method 8270D

FORM I
GC/MS SEMI VOA ORGANICS ANALYSIS DATA SHEET

Lab Name: Eurofins Buffalo | Job No.: 480-196989-1
SDG No.:
Client Sample ID: SE 1 | Lab Sample ID: 480-196989-1
Matrix: Solid | Lab File ID: V3157290.D
Analysis Method: 8270D | Date Collected: 04/20/2022 12:00
Extract. Method: 3550C | Date Extracted: 04/25/2022 15:36
Sample wt/vol: 30.15(g) | Date Analyzed: 04/26/2022 20:22
Con. Extract Vol.: 1(mL) | Dilution Factor: 1
Injection Volume: 1(uL) | Level: (low/med) Low
% Moisture: 23.4 | GPC Cleanup:(Y/N) N
Analysis Batch No.: 623223 | Units: ug/Kg

CAS NO.	COMPOUND NAME	RESULT	Q	RL	MDL
95-95-4	2,4,5-Trichlorophenol	220	U	220	60
88-06-2	2,4,6-Trichlorophenol	220	U	220	44
120-83-2	2,4-Dichlorophenol	220	U	220	23
105-67-9	2,4-Dimethylphenol	220	U	220	53
51-28-5	2,4-Dinitrophenol	2200	U	2200	1000
121-14-2	2,4-Dinitrotoluene	220	U	220	45
606-20-2	2,6-Dinitrotoluene	220	U	220	26
91-58-7	2-Chloronaphthalene	220	U	220	36
95-57-8	2-Chlorophenol	430	U	430	40
91-57-6	2-Methylnaphthalene	220	U	220	44
95-48-7	2-Methylphenol	220	U	220	26
88-74-4	2-Nitroaniline	430	U	430	32
88-75-5	2-Nitrophenol	220	U	220	62
91-94-1	3,3'-Dichlorobenzidine	430	U	430	260
99-09-2	3-Nitroaniline	430	U	430	61
534-52-1	4,6-Dinitro-2-methylphenol	430	U	430	220
101-55-3	4-Bromophenyl phenyl ether	220	U	220	31
59-50-7	4-Chloro-3-methylphenol	220	U	220	55
106-47-8	4-Chloroaniline	220	U	220	55
7005-72-3	4-Chlorophenyl phenyl ether	220	U	220	27
106-44-5	4-Methylphenol	430	U	430	26
100-01-6	4-Nitroaniline	430	U	430	120
100-02-7	4-Nitrophenol	430	U	430	150
83-32-9	Acenaphthene	220	U	220	32
208-96-8	Acenaphthylene	220	U	220	29
98-86-2	Acetophenone	220	U	220	30
120-12-7	Anthracene	220	U	220	55
1912-24-9	Atrazine	220	U	220	77
100-52-7	Benzaldehyde	220	U	220	180
56-55-3	Benzo[a]anthracene	220	U	220	22
50-32-8	Benzo[a]pyrene	220	U	220	32
205-99-2	Benzo[b]fluoranthene	220	U	220	35
191-24-2	Benzo[g,h,i]perylene	220	U	220	23
207-08-9	Benzo[k]fluoranthene	220	U	220	29

FORM I
GC/MS SEMI VOA ORGANICS ANALYSIS DATA SHEET

Lab Name: Eurofins Buffalo | Job No.: 480-196989-1
SDG No.:
Client Sample ID: SE 1 | Lab Sample ID: 480-196989-1
Matrix: Solid | Lab File ID: V3157290.D
Analysis Method: 8270D | Date Collected: 04/20/2022 12:00
Extract. Method: 3550C | Date Extracted: 04/25/2022 15:36
Sample wt/vol: 30.15(g) | Date Analyzed: 04/26/2022 20:22
Con. Extract Vol.: 1(mL) | Dilution Factor: 1
Injection Volume: 1(uL) | Level: (low/med) Low
% Moisture: 23.4 | GPC Cleanup:(Y/N) N
Analysis Batch No.: 623223 | Units: ug/Kg

CAS NO.	COMPOUND NAME	RESULT	Q	RL	MDL
92-52-4	Biphenyl	220	U	220	32
108-60-1	bis (2-chloroisopropyl) ether	220	U	220	44
111-91-1	Bis(2-chloroethoxy)methane	220	U	220	47
111-44-4	Bis(2-chloroethyl)ether	220	U	220	29
117-81-7	Bis(2-ethylhexyl) phthalate	220	U	220	75
85-68-7	Butyl benzyl phthalate	220	U	220	36
105-60-2	Caprolactam	220	U	220	66
86-74-8	Carbazole	220	U	220	26
218-01-9	Chrysene	220	U	220	49
53-70-3	Dibenz(a,h)anthracene	220	U	220	39
132-64-9	Dibenzofuran	220	U	220	26
84-66-2	Diethyl phthalate	220	U	220	29
131-11-3	Dimethyl phthalate	220	U	220	26
84-74-2	Di-n-butyl phthalate	220	U	220	38
117-84-0	Di-n-octyl phthalate	220	U	220	26
206-44-0	Fluoranthene	220	U	220	23
86-73-7	Fluorene	220	U	220	26
118-74-1	Hexachlorobenzene	220	U	220	30
87-68-3	Hexachlorobutadiene	220	U	220	32
77-47-4	Hexachlorocyclopentadiene	220	U	220	30
67-72-1	Hexachloroethane	220	U	220	29
193-39-5	Indeno[1,2,3-cd]pyrene	220	U	220	27
78-59-1	Isophorone	220	U	220	47
91-20-3	Naphthalene	220	U	220	29
98-95-3	Nitrobenzene	220	U	220	25
621-64-7	N-Nitrosodi-n-propylamine	220	U	220	38
86-30-6	N-Nitrosodiphenylamine	220	U	220	180
87-86-5	Pentachlorophenol	430	U	430	220
85-01-8	Phenanthrene	220	U	220	32
108-95-2	Phenol	220	U	220	34
129-00-0	Pyrene	220	U *+	220	26

FORM I
GC/MS SEMI VOA ORGANICS ANALYSIS DATA SHEET

Lab Name: Eurofins Buffalo | Job No.: 480-196989-1
SDG No.:
Client Sample ID: SE 2 | Lab Sample ID: 480-196989-2
Matrix: Solid | Lab File ID: V3157291.D
Analysis Method: 8270D | Date Collected: 04/20/2022 12:00
Extract. Method: 3550C | Date Extracted: 04/25/2022 15:36
Sample wt/vol: 30.61(g) | Date Analyzed: 04/26/2022 20:47
Con. Extract Vol.: 1(mL) | Dilution Factor: 1
Injection Volume: 1(uL) | Level: (low/med) Low
% Moisture: 20.3 | GPC Cleanup:(Y/N) N
Analysis Batch No.: 623223 | Units: ug/Kg

CAS NO.	COMPOUND NAME	RESULT	Q	RL	MDL
95-95-4	2,4,5-Trichlorophenol	210	U	210	57
88-06-2	2,4,6-Trichlorophenol	210	U	210	42
120-83-2	2,4-Dichlorophenol	210	U	210	22
105-67-9	2,4-Dimethylphenol	210	U	210	50
51-28-5	2,4-Dinitrophenol	2000	U	2000	960
121-14-2	2,4-Dinitrotoluene	210	U	210	43
606-20-2	2,6-Dinitrotoluene	210	U	210	25
91-58-7	2-Chloronaphthalene	210	U	210	34
95-57-8	2-Chlorophenol	410	U	410	38
91-57-6	2-Methylnaphthalene	210	U	210	42
95-48-7	2-Methylphenol	210	U	210	25
88-74-4	2-Nitroaniline	410	U	410	31
88-75-5	2-Nitrophenol	210	U	210	59
91-94-1	3,3'-Dichlorobenzidine	410	U	410	250
99-09-2	3-Nitroaniline	410	U	410	58
534-52-1	4,6-Dinitro-2-methylphenol	410	U	410	210
101-55-3	4-Bromophenyl phenyl ether	210	U	210	30
59-50-7	4-Chloro-3-methylphenol	210	U	210	52
106-47-8	4-Chloroaniline	210	U	210	52
7005-72-3	4-Chlorophenyl phenyl ether	210	U	210	26
106-44-5	4-Methylphenol	410	U	410	25
100-01-6	4-Nitroaniline	410	U	410	110
100-02-7	4-Nitrophenol	410	U	410	150
83-32-9	Acenaphthene	210	U	210	31
208-96-8	Acenaphthylene	210	U	210	27
98-86-2	Acetophenone	210	U	210	28
120-12-7	Anthracene	210	U	210	52
1912-24-9	Atrazine	210	U	210	73
100-52-7	Benzaldehyde	210	U	210	170
56-55-3	Benzo[a]anthracene	210	U	210	21
50-32-8	Benzo[a]pyrene	210	U	210	31
205-99-2	Benzo[b]fluoranthene	210	U	210	33
191-24-2	Benzo[g,h,i]perylene	210	U	210	22
207-08-9	Benzo[k]fluoranthene	210	U	210	27

FORM I
GC/MS SEMI VOA ORGANICS ANALYSIS DATA SHEET

Lab Name: Eurofins Buffalo | Job No.: 480-196989-1
SDG No.:
Client Sample ID: SE 2 | Lab Sample ID: 480-196989-2
Matrix: Solid | Lab File ID: V3157291.D
Analysis Method: 8270D | Date Collected: 04/20/2022 12:00
Extract. Method: 3550C | Date Extracted: 04/25/2022 15:36
Sample wt/vol: 30.61(g) | Date Analyzed: 04/26/2022 20:47
Con. Extract Vol.: 1(mL) | Dilution Factor: 1
Injection Volume: 1(uL) | Level: (low/med) Low
% Moisture: 20.3 | GPC Cleanup:(Y/N) N
Analysis Batch No.: 623223 | Units: ug/Kg

CAS NO.	COMPOUND NAME	RESULT	Q	RL	MDL
92-52-4	Biphenyl	210	U	210	31
108-60-1	bis (2-chloroisopropyl) ether	210	U	210	42
111-91-1	Bis(2-chloroethoxy)methane	210	U	210	44
111-44-4	Bis(2-chloroethyl)ether	210	U	210	27
117-81-7	Bis(2-ethylhexyl) phthalate	210	U	210	71
85-68-7	Butyl benzyl phthalate	210	U	210	34
105-60-2	Caprolactam	210	U	210	63
86-74-8	Carbazole	210	U	210	25
218-01-9	Chrysene	210	U	210	47
53-70-3	Dibenz(a,h)anthracene	210	U	210	37
132-64-9	Dibenzofuran	210	U	210	25
84-66-2	Diethyl phthalate	210	U	210	27
131-11-3	Dimethyl phthalate	210	U	210	25
84-74-2	Di-n-butyl phthalate	210	U	210	36
117-84-0	Di-n-octyl phthalate	210	U	210	25
206-44-0	Fluoranthene	210	U	210	22
86-73-7	Fluorene	210	U	210	25
118-74-1	Hexachlorobenzene	210	U	210	28
87-68-3	Hexachlorobutadiene	210	U	210	31
77-47-4	Hexachlorocyclopentadiene	210	U	210	28
67-72-1	Hexachloroethane	210	U	210	27
193-39-5	Indeno[1,2,3-cd]pyrene	210	U	210	26
78-59-1	Isophorone	210	U	210	44
91-20-3	Naphthalene	210	U	210	27
98-95-3	Nitrobenzene	210	U	210	23
621-64-7	N-Nitrosodi-n-propylamine	210	U	210	36
86-30-6	N-Nitrosodiphenylamine	210	U	210	170
87-86-5	Pentachlorophenol	410	U	410	210
85-01-8	Phenanthrene	210	U	210	31
108-95-2	Phenol	210	U	210	32
129-00-0	Pyrene	210	U *+	210	25

FORM I
GC/MS SEMI VOA ORGANICS ANALYSIS DATA SHEET

Lab Name: Eurofins Buffalo | Job No.: 480-196989-1
SDG No.:
Client Sample ID: SE 3 | Lab Sample ID: 480-196989-3
Matrix: Solid | Lab File ID: V3157292.D
Analysis Method: 8270D | Date Collected: 04/20/2022 12:00
Extract. Method: 3550C | Date Extracted: 04/25/2022 15:36
Sample wt/vol: 30.60(g) | Date Analyzed: 04/26/2022 21:11
Con. Extract Vol.: 1(mL) | Dilution Factor: 1
Injection Volume: 1(uL) | Level: (low/med) Low
% Moisture: 20.3 | GPC Cleanup:(Y/N) N
Analysis Batch No.: 623223 | Units: ug/Kg

CAS NO.	COMPOUND NAME	RESULT	Q	RL	MDL
95-95-4	2,4,5-Trichlorophenol	210	U	210	57
88-06-2	2,4,6-Trichlorophenol	210	U	210	42
120-83-2	2,4-Dichlorophenol	210	U	210	22
105-67-9	2,4-Dimethylphenol	210	U	210	50
51-28-5	2,4-Dinitrophenol	2000	U	2000	960
121-14-2	2,4-Dinitrotoluene	210	U	210	43
606-20-2	2,6-Dinitrotoluene	210	U	210	25
91-58-7	2-Chloronaphthalene	210	U	210	34
95-57-8	2-Chlorophenol	410	U	410	38
91-57-6	2-Methylnaphthalene	210	U	210	42
95-48-7	2-Methylphenol	210	U	210	25
88-74-4	2-Nitroaniline	410	U	410	31
88-75-5	2-Nitrophenol	210	U	210	59
91-94-1	3,3'-Dichlorobenzidine	410	U	410	250
99-09-2	3-Nitroaniline	410	U	410	58
534-52-1	4,6-Dinitro-2-methylphenol	410	U	410	210
101-55-3	4-Bromophenyl phenyl ether	210	U	210	30
59-50-7	4-Chloro-3-methylphenol	210	U	210	52
106-47-8	4-Chloroaniline	210	U	210	52
7005-72-3	4-Chlorophenyl phenyl ether	210	U	210	26
106-44-5	4-Methylphenol	410	U	410	25
100-01-6	4-Nitroaniline	410	U	410	110
100-02-7	4-Nitrophenol	410	U	410	150
83-32-9	Acenaphthene	210	U	210	31
208-96-8	Acenaphthylene	210	U	210	27
98-86-2	Acetophenone	210	U	210	28
120-12-7	Anthracene	210	U	210	52
1912-24-9	Atrazine	210	U	210	73
100-52-7	Benzaldehyde	210	U	210	170
56-55-3	Benzo[a]anthracene	210	U	210	21
50-32-8	Benzo[a]pyrene	210	U	210	31
205-99-2	Benzo[b]fluoranthene	210	U	210	33
191-24-2	Benzo[g,h,i]perylene	210	U	210	22
207-08-9	Benzo[k]fluoranthene	210	U	210	27

FORM I
GC/MS SEMI VOA ORGANICS ANALYSIS DATA SHEET

Lab Name: Eurofins Buffalo | Job No.: 480-196989-1
SDG No.:
Client Sample ID: SE 3 | Lab Sample ID: 480-196989-3
Matrix: Solid | Lab File ID: V3157292.D
Analysis Method: 8270D | Date Collected: 04/20/2022 12:00
Extract. Method: 3550C | Date Extracted: 04/25/2022 15:36
Sample wt/vol: 30.60(g) | Date Analyzed: 04/26/2022 21:11
Con. Extract Vol.: 1(mL) | Dilution Factor: 1
Injection Volume: 1(uL) | Level: (low/med) Low
% Moisture: 20.3 | GPC Cleanup:(Y/N) N
Analysis Batch No.: 623223 | Units: ug/Kg

CAS NO.	COMPOUND NAME	RESULT	Q	RL	MDL
92-52-4	Biphenyl	210	U	210	31
108-60-1	bis (2-chloroisopropyl) ether	210	U	210	42
111-91-1	Bis(2-chloroethoxy)methane	210	U	210	44
111-44-4	Bis(2-chloroethyl)ether	210	U	210	27
117-81-7	Bis(2-ethylhexyl) phthalate	210	U	210	71
85-68-7	Butyl benzyl phthalate	210	U	210	34
105-60-2	Caprolactam	210	U	210	63
86-74-8	Carbazole	210	U	210	25
218-01-9	Chrysene	210	U	210	47
53-70-3	Dibenz(a,h)anthracene	210	U	210	37
132-64-9	Dibenzofuran	210	U	210	25
84-66-2	Diethyl phthalate	210	U	210	27
131-11-3	Dimethyl phthalate	210	U	210	25
84-74-2	Di-n-butyl phthalate	210	U	210	36
117-84-0	Di-n-octyl phthalate	210	U	210	25
206-44-0	Fluoranthene	210	U	210	22
86-73-7	Fluorene	210	U	210	25
118-74-1	Hexachlorobenzene	210	U	210	28
87-68-3	Hexachlorobutadiene	210	U	210	31
77-47-4	Hexachlorocyclopentadiene	210	U	210	28
67-72-1	Hexachloroethane	210	U	210	27
193-39-5	Indeno[1,2,3-cd]pyrene	210	U	210	26
78-59-1	Isophorone	210	U	210	44
91-20-3	Naphthalene	210	U	210	27
98-95-3	Nitrobenzene	210	U	210	23
621-64-7	N-Nitrosodi-n-propylamine	210	U	210	36
86-30-6	N-Nitrosodiphenylamine	210	U	210	170
87-86-5	Pentachlorophenol	410	U	410	210
85-01-8	Phenanthrene	210	U	210	31
108-95-2	Phenol	210	U	210	32
129-00-0	Pyrene	210	U *+	210	25

FORM I
GC/MS SEMI VOA ORGANICS ANALYSIS DATA SHEET

Lab Name: Eurofins Buffalo | Job No.: 480-196989-1
SDG No.:
Client Sample ID: SE 5 | Lab Sample ID: 480-196989-4
Matrix: Solid | Lab File ID: V3157293.D
Analysis Method: 8270D | Date Collected: 04/20/2022 12:00
Extract. Method: 3550C | Date Extracted: 04/25/2022 15:36
Sample wt/vol: 30.62(g) | Date Analyzed: 04/26/2022 21:35
Con. Extract Vol.: 1(mL) | Dilution Factor: 1
Injection Volume: 1(uL) | Level: (low/med) Low
% Moisture: 13.0 | GPC Cleanup:(Y/N) N
Analysis Batch No.: 623223 | Units: ug/Kg

CAS NO.	COMPOUND NAME	RESULT	Q	RL	MDL
95-95-4	2,4,5-Trichlorophenol	190	U	190	52
88-06-2	2,4,6-Trichlorophenol	190	U	190	38
120-83-2	2,4-Dichlorophenol	190	U	190	20
105-67-9	2,4-Dimethylphenol	190	U	190	46
51-28-5	2,4-Dinitrophenol	1900	U	1900	880
121-14-2	2,4-Dinitrotoluene	190	U	190	39
606-20-2	2,6-Dinitrotoluene	190	U	190	23
91-58-7	2-Chloronaphthalene	190	U	190	32
95-57-8	2-Chlorophenol	370	U	370	35
91-57-6	2-Methylnaphthalene	190	U	190	38
95-48-7	2-Methylphenol	190	U	190	23
88-74-4	2-Nitroaniline	370	U	370	28
88-75-5	2-Nitrophenol	190	U	190	54
91-94-1	3,3'-Dichlorobenzidine	370	U	370	230
99-09-2	3-Nitroaniline	370	U	370	53
534-52-1	4,6-Dinitro-2-methylphenol	370	U	370	190
101-55-3	4-Bromophenyl phenyl ether	190	U	190	27
59-50-7	4-Chloro-3-methylphenol	190	U	190	47
106-47-8	4-Chloroaniline	190	U	190	47
7005-72-3	4-Chlorophenyl phenyl ether	190	U	190	24
106-44-5	4-Methylphenol	370	U	370	23
100-01-6	4-Nitroaniline	370	U	370	100
100-02-7	4-Nitrophenol	370	U	370	130
83-32-9	Acenaphthene	190	U	190	28
208-96-8	Acenaphthylene	190	U	190	25
98-86-2	Acetophenone	190	U	190	26
120-12-7	Anthracene	190	U	190	47
1912-24-9	Atrazine	190	U	190	66
100-52-7	Benzaldehyde	190	U	190	150
56-55-3	Benzo[a]anthracene	190	U	190	19
50-32-8	Benzo[a]pyrene	190	U	190	28
205-99-2	Benzo[b]fluoranthene	190	U	190	30
191-24-2	Benzo[g,h,i]perylene	190	U	190	20
207-08-9	Benzo[k]fluoranthene	190	U	190	25

FORM I
GC/MS SEMI VOA ORGANICS ANALYSIS DATA SHEET

Lab Name: Eurofins Buffalo | Job No.: 480-196989-1
SDG No.:
Client Sample ID: SE 5 | Lab Sample ID: 480-196989-4
Matrix: Solid | Lab File ID: V3157293.D
Analysis Method: 8270D | Date Collected: 04/20/2022 12:00
Extract. Method: 3550C | Date Extracted: 04/25/2022 15:36
Sample wt/vol: 30.62(g) | Date Analyzed: 04/26/2022 21:35
Con. Extract Vol.: 1(mL) | Dilution Factor: 1
Injection Volume: 1(uL) | Level: (low/med) Low
% Moisture: 13.0 | GPC Cleanup:(Y/N) N
Analysis Batch No.: 623223 | Units: ug/Kg

CAS NO.	COMPOUND NAME	RESULT	Q	RL	MDL
92-52-4	Biphenyl	190	U	190	28
108-60-1	bis (2-chloroisopropyl) ether	190	U	190	38
111-91-1	Bis(2-chloroethoxy)methane	190	U	190	41
111-44-4	Bis(2-chloroethyl)ether	190	U	190	25
117-81-7	Bis(2-ethylhexyl) phthalate	190	U	190	65
85-68-7	Butyl benzyl phthalate	190	U	190	32
105-60-2	Caprolactam	190	U	190	57
86-74-8	Carbazole	190	U	190	23
218-01-9	Chrysene	190	U	190	43
53-70-3	Dibenz(a,h)anthracene	190	U	190	34
132-64-9	Dibenzofuran	190	U	190	23
84-66-2	Diethyl phthalate	190	U	190	25
131-11-3	Dimethyl phthalate	190	U	190	23
84-74-2	Di-n-butyl phthalate	190	U	190	33
117-84-0	Di-n-octyl phthalate	190	U	190	23
206-44-0	Fluoranthene	190	U	190	20
86-73-7	Fluorene	190	U	190	23
118-74-1	Hexachlorobenzene	190	U	190	26
87-68-3	Hexachlorobutadiene	190	U	190	28
77-47-4	Hexachlorocyclopentadiene	190	U	190	26
67-72-1	Hexachloroethane	190	U	190	25
193-39-5	Indeno[1,2,3-cd]pyrene	190	U	190	24
78-59-1	Isophorone	190	U	190	41
91-20-3	Naphthalene	190	U	190	25
98-95-3	Nitrobenzene	190	U	190	21
621-64-7	N-Nitrosodi-n-propylamine	190	U	190	33
86-30-6	N-Nitrosodiphenylamine	190	U	190	160
87-86-5	Pentachlorophenol	370	U	370	190
85-01-8	Phenanthrene	190	U	190	28
108-95-2	Phenol	190	U	190	29
129-00-0	Pyrene	190	U *+	190	23

FORM I
GC/MS SEMI VOA ORGANICS ANALYSIS DATA SHEET

Lab Name: Eurofins Buffalo | Job No.: 480-196989-1
SDG No.:
Client Sample ID: SE 6 | Lab Sample ID: 480-196989-5
Matrix: Solid | Lab File ID: V3157294.D
Analysis Method: 8270D | Date Collected: 04/20/2022 12:00
Extract. Method: 3550C | Date Extracted: 04/25/2022 15:36
Sample wt/vol: 30.74(g) | Date Analyzed: 04/26/2022 21:59
Con. Extract Vol.: 1(mL) | Dilution Factor: 1
Injection Volume: 1(uL) | Level: (low/med) Low
% Moisture: 15.0 | GPC Cleanup:(Y/N) N
Analysis Batch No.: 623223 | Units: ug/Kg

CAS NO.	COMPOUND NAME	RESULT	Q	RL	MDL
95-95-4	2,4,5-Trichlorophenol	200	U	200	53
88-06-2	2,4,6-Trichlorophenol	200	U	200	39
120-83-2	2,4-Dichlorophenol	200	U	200	21
105-67-9	2,4-Dimethylphenol	200	U	200	47
51-28-5	2,4-Dinitrophenol	1900	U	1900	900
121-14-2	2,4-Dinitrotoluene	200	U	200	40
606-20-2	2,6-Dinitrotoluene	200	U	200	23
91-58-7	2-Chloronaphthalene	200	U	200	32
95-57-8	2-Chlorophenol	380	U	380	36
91-57-6	2-Methylnaphthalene	200	U	200	39
95-48-7	2-Methylphenol	200	U	200	23
88-74-4	2-Nitroaniline	380	U	380	29
88-75-5	2-Nitrophenol	200	U	200	55
91-94-1	3,3'-Dichlorobenzidine	380	U	380	230
99-09-2	3-Nitroaniline	380	U	380	54
534-52-1	4,6-Dinitro-2-methylphenol	380	U	380	200
101-55-3	4-Bromophenyl phenyl ether	200	U	200	28
59-50-7	4-Chloro-3-methylphenol	200	U	200	48
106-47-8	4-Chloroaniline	200	U	200	48
7005-72-3	4-Chlorophenyl phenyl ether	200	U	200	24
106-44-5	4-Methylphenol	380	U	380	23
100-01-6	4-Nitroaniline	380	U	380	100
100-02-7	4-Nitrophenol	380	U	380	140
83-32-9	Acenaphthene	200	U	200	29
208-96-8	Acenaphthylene	200	U	200	25
98-86-2	Acetophenone	200	U	200	26
120-12-7	Anthracene	200	U	200	48
1912-24-9	Atrazine	200	U	200	68
100-52-7	Benzaldehyde	200	U	200	150
56-55-3	Benzo[a]anthracene	200	U	200	20
50-32-8	Benzo[a]pyrene	200	U	200	29
205-99-2	Benzo[b]fluoranthene	200	U	200	31
191-24-2	Benzo[g,h,i]perylene	200	U	200	21
207-08-9	Benzo[k]fluoranthene	200	U	200	25

FORM I
GC/MS SEMI VOA ORGANICS ANALYSIS DATA SHEET

Lab Name: Eurofins Buffalo | Job No.: 480-196989-1
SDG No.:
Client Sample ID: SE 6 | Lab Sample ID: 480-196989-5
Matrix: Solid | Lab File ID: V3157294.D
Analysis Method: 8270D | Date Collected: 04/20/2022 12:00
Extract. Method: 3550C | Date Extracted: 04/25/2022 15:36
Sample wt/vol: 30.74(g) | Date Analyzed: 04/26/2022 21:59
Con. Extract Vol.: 1(mL) | Dilution Factor: 1
Injection Volume: 1(uL) | Level: (low/med) Low
% Moisture: 15.0 | GPC Cleanup:(Y/N) N
Analysis Batch No.: 623223 | Units: ug/Kg

CAS NO.	COMPOUND NAME	RESULT	Q	RL	MDL	
92-52-4	Biphenyl	200	U	200	29	
108-60-1	bis (2-chloroisopropyl) ether	200	U	200	39	
111-91-1	Bis(2-chloroethoxy)methane	200	U	200	41	
111-44-4	Bis(2-chloroethyl)ether	200	U	200	25	
117-81-7	Bis(2-ethylhexyl) phthalate	200	U	200	67	
85-68-7	Butyl benzyl phthalate	200	U	200	32	
105-60-2	Caprolactam	200	U	200	59	
86-74-8	Carbazole	200	U	200	23	
218-01-9	Chrysene	200	U	200	44	
53-70-3	Dibenz(a,h)anthracene	200	U	200	34	
132-64-9	Dibenzofuran	200	U	200	23	
84-66-2	Diethyl phthalate	200	U	200	25	
131-11-3	Dimethyl phthalate	200	U	200	23	
84-74-2	Di-n-butyl phthalate	200	U	200	33	
117-84-0	Di-n-octyl phthalate	200	U	200	23	
206-44-0	Fluoranthene	31	J	200	21	
86-73-7	Fluorene	200	U	200	23	
118-74-1	Hexachlorobenzene	200	U	200	26	
87-68-3	Hexachlorobutadiene	200	U	200	29	
77-47-4	Hexachlorocyclopentadiene	200	U	200	26	
67-72-1	Hexachloroethane	200	U	200	25	
193-39-5	Indeno[1,2,3-cd]pyrene	200	U	200	24	
78-59-1	Isophorone	200	U	200	41	
91-20-3	Naphthalene	200	U	200	25	
98-95-3	Nitrobenzene	200	U	200	22	
621-64-7	N-Nitrosodi-n-propylamine	200	U	200	33	
86-30-6	N-Nitrosodiphenylamine	200	U	200	160	
87-86-5	Pentachlorophenol	380	U	380	200	
85-01-8	Phenanthrene	200	U	200	29	
108-95-2	Phenol	200	U	200	30	
129-00-0	Pyrene	31	J *+	200	23	J

MKP 5/19/2022

FORM I
GC/MS SEMI VOA ORGANICS ANALYSIS DATA SHEET

Lab Name: Eurofins Buffalo | Job No.: 480-196989-1
SDG No.:
Client Sample ID: SE 7 | Lab Sample ID: 480-196989-6
Matrix: Solid | Lab File ID: V3157295.D
Analysis Method: 8270D | Date Collected: 04/20/2022 12:00
Extract. Method: 3550C | Date Extracted: 04/25/2022 15:36
Sample wt/vol: 30.51(g) | Date Analyzed: 04/26/2022 22:22
Con. Extract Vol.: 1(mL) | Dilution Factor: 1
Injection Volume: 1(uL) | Level: (low/med) Low
% Moisture: 14.3 | GPC Cleanup:(Y/N) N
Analysis Batch No.: 623223 | Units: ug/Kg

CAS NO.	COMPOUND NAME	RESULT	Q	RL	MDL
95-95-4	2,4,5-Trichlorophenol	200	U	200	53
88-06-2	2,4,6-Trichlorophenol	200	U	200	39
120-83-2	2,4-Dichlorophenol	200	U	200	21
105-67-9	2,4-Dimethylphenol	200	U	200	47
51-28-5	2,4-Dinitrophenol	1900	U	1900	900
121-14-2	2,4-Dinitrotoluene	200	U	200	40
606-20-2	2,6-Dinitrotoluene	200	U	200	23
91-58-7	2-Chloronaphthalene	200	U	200	32
95-57-8	2-Chlorophenol	380	U	380	36
91-57-6	2-Methylnaphthalene	200	U	200	39
95-48-7	2-Methylphenol	200	U	200	23
88-74-4	2-Nitroaniline	380	U	380	29
88-75-5	2-Nitrophenol	200	U	200	55
91-94-1	3,3'-Dichlorobenzidine	380	U	380	230
99-09-2	3-Nitroaniline	380	U	380	54
534-52-1	4,6-Dinitro-2-methylphenol	380	U	380	200
101-55-3	4-Bromophenyl phenyl ether	200	U	200	28
59-50-7	4-Chloro-3-methylphenol	200	U	200	48
106-47-8	4-Chloroaniline	200	U	200	48
7005-72-3	4-Chlorophenyl phenyl ether	200	U	200	24
106-44-5	4-Methylphenol	380	U	380	23
100-01-6	4-Nitroaniline	380	U	380	100
100-02-7	4-Nitrophenol	380	U	380	140
83-32-9	Acenaphthene	200	U	200	29
208-96-8	Acenaphthylene	200	U	200	25
98-86-2	Acetophenone	200	U	200	26
120-12-7	Anthracene	200	U	200	48
1912-24-9	Atrazine	200	U	200	68
100-52-7	Benzaldehyde	200	U	200	150
56-55-3	Benzo[a]anthracene	200	U	200	20
50-32-8	Benzo[a]pyrene	200	U	200	29
205-99-2	Benzo[b]fluoranthene	200	U	200	31
191-24-2	Benzo[g,h,i]perylene	200	U	200	21
207-08-9	Benzo[k]fluoranthene	200	U	200	25

FORM I
GC/MS SEMI VOA ORGANICS ANALYSIS DATA SHEET

Lab Name: Eurofins Buffalo | Job No.: 480-196989-1
SDG No.:
Client Sample ID: SE 7 | Lab Sample ID: 480-196989-6
Matrix: Solid | Lab File ID: V3157295.D
Analysis Method: 8270D | Date Collected: 04/20/2022 12:00
Extract. Method: 3550C | Date Extracted: 04/25/2022 15:36
Sample wt/vol: 30.51(g) | Date Analyzed: 04/26/2022 22:22
Con. Extract Vol.: 1(mL) | Dilution Factor: 1
Injection Volume: 1(uL) | Level: (low/med) Low
% Moisture: 14.3 | GPC Cleanup:(Y/N) N
Analysis Batch No.: 623223 | Units: ug/Kg

CAS NO.	COMPOUND NAME	RESULT	Q	RL	MDL
92-52-4	Biphenyl	200	U	200	29
108-60-1	bis (2-chloroisopropyl) ether	200	U	200	39
111-91-1	Bis(2-chloroethoxy)methane	200	U	200	41
111-44-4	Bis(2-chloroethyl)ether	200	U	200	25
117-81-7	Bis(2-ethylhexyl) phthalate	200	U	200	67
85-68-7	Butyl benzyl phthalate	200	U	200	32
105-60-2	Caprolactam	200	U	200	59
86-74-8	Carbazole	200	U	200	23
218-01-9	Chrysene	200	U	200	44
53-70-3	Dibenz(a,h)anthracene	200	U	200	34
132-64-9	Dibenzofuran	200	U	200	23
84-66-2	Diethyl phthalate	200	U	200	25
131-11-3	Dimethyl phthalate	200	U	200	23
84-74-2	Di-n-butyl phthalate	200	U	200	33
117-84-0	Di-n-octyl phthalate	200	U	200	23
206-44-0	Fluoranthene	200	U	200	21
86-73-7	Fluorene	200	U	200	23
118-74-1	Hexachlorobenzene	200	U	200	26
87-68-3	Hexachlorobutadiene	200	U	200	29
77-47-4	Hexachlorocyclopentadiene	200	U	200	26
67-72-1	Hexachloroethane	200	U	200	25
193-39-5	Indeno[1,2,3-cd]pyrene	200	U	200	24
78-59-1	Isophorone	200	U	200	41
91-20-3	Naphthalene	200	U	200	25
98-95-3	Nitrobenzene	200	U	200	22
621-64-7	N-Nitrosodi-n-propylamine	200	U	200	33
86-30-6	N-Nitrosodiphenylamine	200	U	200	160
87-86-5	Pentachlorophenol	380	U	380	200
85-01-8	Phenanthrene	200	U	200	29
108-95-2	Phenol	200	U	200	30
129-00-0	Pyrene	200	U *+	200	23

FORM I
GC/MS SEMI VOA ORGANICS ANALYSIS DATA SHEET

Lab Name: Eurofins Buffalo | Job No.: 480-196989-1
SDG No.:
Client Sample ID: SE 8 | Lab Sample ID: 480-196989-7
Matrix: Solid | Lab File ID: V3157296.D
Analysis Method: 8270D | Date Collected: 04/20/2022 12:00
Extract. Method: 3550C | Date Extracted: 04/25/2022 15:36
Sample wt/vol: 30.31(g) | Date Analyzed: 04/26/2022 22:46
Con. Extract Vol.: 1(mL) | Dilution Factor: 1
Injection Volume: 1(uL) | Level: (low/med) Low
% Moisture: 16.6 | GPC Cleanup:(Y/N) N
Analysis Batch No.: 623223 | Units: ug/Kg

CAS NO.	COMPOUND NAME	RESULT	Q	RL	MDL
95-95-4	2,4,5-Trichlorophenol	200	U	200	55
88-06-2	2,4,6-Trichlorophenol	200	U	200	40
120-83-2	2,4-Dichlorophenol	200	U	200	21
105-67-9	2,4-Dimethylphenol	200	U	200	49
51-28-5	2,4-Dinitrophenol	2000	U	2000	930
121-14-2	2,4-Dinitrotoluene	200	U	200	42
606-20-2	2,6-Dinitrotoluene	200	U	200	24
91-58-7	2-Chloronaphthalene	200	U	200	33
95-57-8	2-Chlorophenol	390	U	390	37
91-57-6	2-Methylnaphthalene	200	U	200	40
95-48-7	2-Methylphenol	200	U	200	24
88-74-4	2-Nitroaniline	390	U	390	30
88-75-5	2-Nitrophenol	200	U	200	57
91-94-1	3,3'-Dichlorobenzidine	390	U	390	240
99-09-2	3-Nitroaniline	390	U	390	56
534-52-1	4,6-Dinitro-2-methylphenol	390	U	390	200
101-55-3	4-Bromophenyl phenyl ether	200	U	200	28
59-50-7	4-Chloro-3-methylphenol	200	U	200	50
106-47-8	4-Chloroaniline	200	U	200	50
7005-72-3	4-Chlorophenyl phenyl ether	200	U	200	25
106-44-5	4-Methylphenol	390	U	390	24
100-01-6	4-Nitroaniline	390	U	390	110
100-02-7	4-Nitrophenol	390	U	390	140
83-32-9	Acenaphthene	200	U	200	30
208-96-8	Acenaphthylene	200	U	200	26
98-86-2	Acetophenone	200	U	200	27
120-12-7	Anthracene	200	U	200	50
1912-24-9	Atrazine	200	U	200	70
100-52-7	Benzaldehyde	200	U	200	160
56-55-3	Benzo[a]anthracene	200	U	200	20
50-32-8	Benzo[a]pyrene	200	U	200	30
205-99-2	Benzo[b]fluoranthene	200	U	200	32
191-24-2	Benzo[g,h,i]perylene	200	U	200	21
207-08-9	Benzo[k]fluoranthene	200	U	200	26

FORM I
GC/MS SEMI VOA ORGANICS ANALYSIS DATA SHEET

Lab Name: Eurofins Buffalo | Job No.: 480-196989-1
SDG No.:
Client Sample ID: SE 8 | Lab Sample ID: 480-196989-7
Matrix: Solid | Lab File ID: V3157296.D
Analysis Method: 8270D | Date Collected: 04/20/2022 12:00
Extract. Method: 3550C | Date Extracted: 04/25/2022 15:36
Sample wt/vol: 30.31(g) | Date Analyzed: 04/26/2022 22:46
Con. Extract Vol.: 1(mL) | Dilution Factor: 1
Injection Volume: 1(uL) | Level: (low/med) Low
% Moisture: 16.6 | GPC Cleanup:(Y/N) N
Analysis Batch No.: 623223 | Units: ug/Kg

CAS NO.	COMPOUND NAME	RESULT	Q	RL	MDL
92-52-4	Biphenyl	200	U	200	30
108-60-1	bis (2-chloroisopropyl) ether	200	U	200	40
111-91-1	Bis(2-chloroethoxy)methane	200	U	200	43
111-44-4	Bis(2-chloroethyl)ether	200	U	200	26
117-81-7	Bis(2-ethylhexyl) phthalate	200	U	200	69
85-68-7	Butyl benzyl phthalate	200	U	200	33
105-60-2	Caprolactam	200	U	200	61
86-74-8	Carbazole	200	U	200	24
218-01-9	Chrysene	200	U	200	45
53-70-3	Dibenz(a,h)anthracene	200	U	200	36
132-64-9	Dibenzofuran	200	U	200	24
84-66-2	Diethyl phthalate	200	U	200	26
131-11-3	Dimethyl phthalate	200	U	200	24
84-74-2	Di-n-butyl phthalate	200	U	200	34
117-84-0	Di-n-octyl phthalate	200	U	200	24
206-44-0	Fluoranthene	200	U	200	21
86-73-7	Fluorene	200	U	200	24
118-74-1	Hexachlorobenzene	200	U	200	27
87-68-3	Hexachlorobutadiene	200	U	200	30
77-47-4	Hexachlorocyclopentadiene	200	U	200	27
67-72-1	Hexachloroethane	200	U	200	26
193-39-5	Indeno[1,2,3-cd]pyrene	200	U	200	25
78-59-1	Isophorone	200	U	200	43
91-20-3	Naphthalene	200	U	200	26
98-95-3	Nitrobenzene	200	U	200	23
621-64-7	N-Nitrosodi-n-propylamine	200	U	200	34
86-30-6	N-Nitrosodiphenylamine	200	U	200	160
87-86-5	Pentachlorophenol	390	U	390	200
85-01-8	Phenanthrene	200	U	200	30
108-95-2	Phenol	200	U	200	31
129-00-0	Pyrene	200	U *+	200	24

FORM I
GC/MS SEMI VOA ORGANICS ANALYSIS DATA SHEET

Lab Name: Eurofins Buffalo | Job No.: 480-196989-1
SDG No.:
Client Sample ID: SD 1 | Lab Sample ID: 480-196989-8
Matrix: Solid | Lab File ID: V3157297.D
Analysis Method: 8270D | Date Collected: 04/20/2022 12:00
Extract. Method: 3550C | Date Extracted: 04/25/2022 15:36
Sample wt/vol: 30.61(g) | Date Analyzed: 04/26/2022 23:10
Con. Extract Vol.: 1(mL) | Dilution Factor: 1
Injection Volume: 1(uL) | Level: (low/med) Low
% Moisture: 20.1 | GPC Cleanup:(Y/N) N
Analysis Batch No.: 623223 | Units: ug/Kg

CAS NO.	COMPOUND NAME	RESULT	Q	RL	MDL
95-95-4	2,4,5-Trichlorophenol	210	U	210	56
88-06-2	2,4,6-Trichlorophenol	210	U	210	42
120-83-2	2,4-Dichlorophenol	210	U	210	22
105-67-9	2,4-Dimethylphenol	210	U	210	50
51-28-5	2,4-Dinitrophenol	2000	U	2000	960
121-14-2	2,4-Dinitrotoluene	210	U	210	43
606-20-2	2,6-Dinitrotoluene	210	U	210	25
91-58-7	2-Chloronaphthalene	210	U	210	34
95-57-8	2-Chlorophenol	400	U	400	38
91-57-6	2-Methylnaphthalene	210	U	210	42
95-48-7	2-Methylphenol	210	U	210	25
88-74-4	2-Nitroaniline	400	U	400	31
88-75-5	2-Nitrophenol	210	U	210	59
91-94-1	3,3'-Dichlorobenzidine	400	U	400	250
99-09-2	3-Nitroaniline	400	U	400	58
534-52-1	4,6-Dinitro-2-methylphenol	400	U	400	210
101-55-3	4-Bromophenyl phenyl ether	210	U	210	29
59-50-7	4-Chloro-3-methylphenol	210	U	210	51
106-47-8	4-Chloroaniline	210	U	210	51
7005-72-3	4-Chlorophenyl phenyl ether	210	U	210	26
106-44-5	4-Methylphenol	400	U	400	25
100-01-6	4-Nitroaniline	400	U	400	110
100-02-7	4-Nitrophenol	400	U	400	150
83-32-9	Acenaphthene	210	U	210	31
208-96-8	Acenaphthylene	210	U	210	27
98-86-2	Acetophenone	210	U	210	28
120-12-7	Anthracene	210	U	210	51
1912-24-9	Atrazine	210	U	210	72
100-52-7	Benzaldehyde	210	U	210	170
56-55-3	Benzo[a]anthracene	210	U	210	21
50-32-8	Benzo[a]pyrene	210	U	210	31
205-99-2	Benzo[b]fluoranthene	210	U	210	33
191-24-2	Benzo[g,h,i]perylene	210	U	210	22
207-08-9	Benzo[k]fluoranthene	210	U	210	27

FORM I
GC/MS SEMI VOA ORGANICS ANALYSIS DATA SHEET

Lab Name: Eurofins Buffalo | Job No.: 480-196989-1
SDG No.:
Client Sample ID: SD 1 | Lab Sample ID: 480-196989-8
Matrix: Solid | Lab File ID: V3157297.D
Analysis Method: 8270D | Date Collected: 04/20/2022 12:00
Extract. Method: 3550C | Date Extracted: 04/25/2022 15:36
Sample wt/vol: 30.61(g) | Date Analyzed: 04/26/2022 23:10
Con. Extract Vol.: 1(mL) | Dilution Factor: 1
Injection Volume: 1(uL) | Level: (low/med) Low
% Moisture: 20.1 | GPC Cleanup:(Y/N) N
Analysis Batch No.: 623223 | Units: ug/Kg

CAS NO.	COMPOUND NAME	RESULT	Q	RL	MDL
92-52-4	Biphenyl	210	U	210	31
108-60-1	bis (2-chloroisopropyl) ether	210	U	210	42
111-91-1	Bis(2-chloroethoxy)methane	210	U	210	44
111-44-4	Bis(2-chloroethyl)ether	210	U	210	27
117-81-7	Bis(2-ethylhexyl) phthalate	210	U	210	71
85-68-7	Butyl benzyl phthalate	210	U	210	34
105-60-2	Caprolactam	210	U	210	63
86-74-8	Carbazole	210	U	210	25
218-01-9	Chrysene	210	U	210	47
53-70-3	Dibenz(a,h)anthracene	210	U	210	37
132-64-9	Dibenzofuran	210	U	210	25
84-66-2	Diethyl phthalate	210	U	210	27
131-11-3	Dimethyl phthalate	210	U	210	25
84-74-2	Di-n-butyl phthalate	210	U	210	36
117-84-0	Di-n-octyl phthalate	210	U	210	25
206-44-0	Fluoranthene	210	U	210	22
86-73-7	Fluorene	210	U	210	25
118-74-1	Hexachlorobenzene	210	U	210	28
87-68-3	Hexachlorobutadiene	210	U	210	31
77-47-4	Hexachlorocyclopentadiene	210	U	210	28
67-72-1	Hexachloroethane	210	U	210	27
193-39-5	Indeno[1,2,3-cd]pyrene	210	U	210	26
78-59-1	Isophorone	210	U	210	44
91-20-3	Naphthalene	210	U	210	27
98-95-3	Nitrobenzene	210	U	210	23
621-64-7	N-Nitrosodi-n-propylamine	210	U	210	36
86-30-6	N-Nitrosodiphenylamine	210	U	210	170
87-86-5	Pentachlorophenol	400	U	400	210
85-01-8	Phenanthrene	210	U	210	31
108-95-2	Phenol	210	U	210	32
129-00-0	Pyrene	210	U *+	210	25

FORM I
GC/MS SEMI VOA ORGANICS ANALYSIS DATA SHEET

Lab Name: Eurofins Buffalo | Job No.: 480-196989-1
SDG No.:
Client Sample ID: SD 2 | Lab Sample ID: 480-196989-9
Matrix: Solid | Lab File ID: V3157298.D
Analysis Method: 8270D | Date Collected: 04/20/2022 12:00
Extract. Method: 3550C | Date Extracted: 04/25/2022 15:36
Sample wt/vol: 30.28(g) | Date Analyzed: 04/26/2022 23:35
Con. Extract Vol.: 1(mL) | Dilution Factor: 1
Injection Volume: 1(uL) | Level: (low/med) Low
% Moisture: 22.3 | GPC Cleanup:(Y/N) N
Analysis Batch No.: 623223 | Units: ug/Kg

CAS NO.	COMPOUND NAME	RESULT	Q	RL	MDL
95-95-4	2,4,5-Trichlorophenol	220	U	220	59
88-06-2	2,4,6-Trichlorophenol	220	U	220	43
120-83-2	2,4-Dichlorophenol	220	U	220	23
105-67-9	2,4-Dimethylphenol	220	U	220	52
51-28-5	2,4-Dinitrophenol	2100	U	2100	1000
121-14-2	2,4-Dinitrotoluene	220	U	220	45
606-20-2	2,6-Dinitrotoluene	220	U	220	25
91-58-7	2-Chloronaphthalene	220	U	220	36
95-57-8	2-Chlorophenol	420	U	420	40
91-57-6	2-Methylnaphthalene	220	U	220	43
95-48-7	2-Methylphenol	220	U	220	25
88-74-4	2-Nitroaniline	420	U	420	32
88-75-5	2-Nitrophenol	220	U	220	61
91-94-1	3,3'-Dichlorobenzidine	420	U	420	250
99-09-2	3-Nitroaniline	420	U	420	60
534-52-1	4,6-Dinitro-2-methylphenol	420	U	420	220
101-55-3	4-Bromophenyl phenyl ether	220	U	220	31
59-50-7	4-Chloro-3-methylphenol	220	U	220	54
106-47-8	4-Chloroaniline	220	U	220	54
7005-72-3	4-Chlorophenyl phenyl ether	220	U	220	27
106-44-5	4-Methylphenol	420	U	420	25
100-01-6	4-Nitroaniline	420	U	420	110
100-02-7	4-Nitrophenol	420	U	420	150
83-32-9	Acenaphthene	220	U	220	32
208-96-8	Acenaphthylene	220	U	220	28
98-86-2	Acetophenone	220	U	220	29
120-12-7	Anthracene	220	U	220	54
1912-24-9	Atrazine	220	U	220	75
100-52-7	Benzaldehyde	220	U	220	170
56-55-3	Benzo[a]anthracene	220	U	220	22
50-32-8	Benzo[a]pyrene	220	U	220	32
205-99-2	Benzo[b]fluoranthene	220	U	220	34
191-24-2	Benzo[g,h,i]perylene	220	U	220	23
207-08-9	Benzo[k]fluoranthene	220	U	220	28

FORM I
GC/MS SEMI VOA ORGANICS ANALYSIS DATA SHEET

Lab Name: Eurofins Buffalo | Job No.: 480-196989-1
SDG No.:
Client Sample ID: SD 2 | Lab Sample ID: 480-196989-9
Matrix: Solid | Lab File ID: V3157298.D
Analysis Method: 8270D | Date Collected: 04/20/2022 12:00
Extract. Method: 3550C | Date Extracted: 04/25/2022 15:36
Sample wt/vol: 30.28(g) | Date Analyzed: 04/26/2022 23:35
Con. Extract Vol.: 1(mL) | Dilution Factor: 1
Injection Volume: 1(uL) | Level: (low/med) Low
% Moisture: 22.3 | GPC Cleanup:(Y/N) N
Analysis Batch No.: 623223 | Units: ug/Kg

CAS NO.	COMPOUND NAME	RESULT	Q	RL	MDL
92-52-4	Biphenyl	220	U	220	32
108-60-1	bis (2-chloroisopropyl) ether	220	U	220	43
111-91-1	Bis(2-chloroethoxy)methane	220	U	220	46
111-44-4	Bis(2-chloroethyl)ether	220	U	220	28
117-81-7	Bis(2-ethylhexyl) phthalate	220	U	220	74
85-68-7	Butyl benzyl phthalate	220	U	220	36
105-60-2	Caprolactam	220	U	220	65
86-74-8	Carbazole	220	U	220	25
218-01-9	Chrysene	220	U	220	48
53-70-3	Dibenz(a,h)anthracene	220	U	220	38
132-64-9	Dibenzofuran	220	U	220	25
84-66-2	Diethyl phthalate	220	U	220	28
131-11-3	Dimethyl phthalate	220	U	220	25
84-74-2	Di-n-butyl phthalate	220	U	220	37
117-84-0	Di-n-octyl phthalate	220	U	220	25
206-44-0	Fluoranthene	220	U	220	23
86-73-7	Fluorene	220	U	220	25
118-74-1	Hexachlorobenzene	220	U	220	29
87-68-3	Hexachlorobutadiene	220	U	220	32
77-47-4	Hexachlorocyclopentadiene	220	U	220	29
67-72-1	Hexachloroethane	220	U	220	28
193-39-5	Indeno[1,2,3-cd]pyrene	220	U	220	27
78-59-1	Isophorone	220	U	220	46
91-20-3	Naphthalene	220	U	220	28
98-95-3	Nitrobenzene	220	U	220	24
621-64-7	N-Nitrosodi-n-propylamine	220	U	220	37
86-30-6	N-Nitrosodiphenylamine	220	U	220	180
87-86-5	Pentachlorophenol	420	U	420	220
85-01-8	Phenanthrene	220	U	220	32
108-95-2	Phenol	220	U	220	33
129-00-0	Pyrene	220	U *+	220	25

FORM I
GC/MS SEMI VOA ORGANICS ANALYSIS DATA SHEET

Lab Name: Eurofins Buffalo | Job No.: 480-196989-1
SDG No.:
Client Sample ID: SD 3 | Lab Sample ID: 480-196989-10
Matrix: Solid | Lab File ID: V3157299.D
Analysis Method: 8270D | Date Collected: 04/20/2022 12:00
Extract. Method: 3550C | Date Extracted: 04/25/2022 15:36
Sample wt/vol: 30.54(g) | Date Analyzed: 04/27/2022 00:00
Con. Extract Vol.: 1(mL) | Dilution Factor: 1
Injection Volume: 1(uL) | Level: (low/med) Low
% Moisture: 19.3 | GPC Cleanup:(Y/N) N
Analysis Batch No.: 623223 | Units: ug/Kg

CAS NO.	COMPOUND NAME	RESULT	Q	RL	MDL
95-95-4	2,4,5-Trichlorophenol	210	U	210	56
88-06-2	2,4,6-Trichlorophenol	210	U	210	41
120-83-2	2,4-Dichlorophenol	210	U	210	22
105-67-9	2,4-Dimethylphenol	210	U	210	50
51-28-5	2,4-Dinitrophenol	2000	U	2000	950
121-14-2	2,4-Dinitrotoluene	210	U	210	43
606-20-2	2,6-Dinitrotoluene	210	U	210	24
91-58-7	2-Chloronaphthalene	210	U	210	34
95-57-8	2-Chlorophenol	400	U	400	38
91-57-6	2-Methylnaphthalene	210	U	210	41
95-48-7	2-Methylphenol	210	U	210	24
88-74-4	2-Nitroaniline	400	U	400	30
88-75-5	2-Nitrophenol	210	U	210	58
91-94-1	3,3'-Dichlorobenzidine	400	U	400	240
99-09-2	3-Nitroaniline	400	U	400	57
534-52-1	4,6-Dinitro-2-methylphenol	400	U	400	210
101-55-3	4-Bromophenyl phenyl ether	210	U	210	29
59-50-7	4-Chloro-3-methylphenol	210	U	210	51
106-47-8	4-Chloroaniline	210	U	210	51
7005-72-3	4-Chlorophenyl phenyl ether	210	U	210	26
106-44-5	4-Methylphenol	400	U	400	24
100-01-6	4-Nitroaniline	400	U	400	110
100-02-7	4-Nitrophenol	400	U	400	140
83-32-9	Acenaphthene	210	U	210	30
208-96-8	Acenaphthylene	210	U	210	27
98-86-2	Acetophenone	210	U	210	28
120-12-7	Anthracene	210	U	210	51
1912-24-9	Atrazine	210	U	210	72
100-52-7	Benzaldehyde	210	U	210	160
56-55-3	Benzo[a]anthracene	210	U	210	21
50-32-8	Benzo[a]pyrene	210	U	210	30
205-99-2	Benzo[b]fluoranthene	210	U	210	33
191-24-2	Benzo[g,h,i]perylene	210	U	210	22
207-08-9	Benzo[k]fluoranthene	210	U	210	27

FORM I
GC/MS SEMI VOA ORGANICS ANALYSIS DATA SHEET

Lab Name: Eurofins Buffalo | Job No.: 480-196989-1
SDG No.:
Client Sample ID: SD 3 | Lab Sample ID: 480-196989-10
Matrix: Solid | Lab File ID: V3157299.D
Analysis Method: 8270D | Date Collected: 04/20/2022 12:00
Extract. Method: 3550C | Date Extracted: 04/25/2022 15:36
Sample wt/vol: 30.54(g) | Date Analyzed: 04/27/2022 00:00
Con. Extract Vol.: 1(mL) | Dilution Factor: 1
Injection Volume: 1(uL) | Level: (low/med) Low
% Moisture: 19.3 | GPC Cleanup:(Y/N) N
Analysis Batch No.: 623223 | Units: ug/Kg

CAS NO.	COMPOUND NAME	RESULT	Q	RL	MDL
92-52-4	Biphenyl	210	U	210	30
108-60-1	bis (2-chloroisopropyl) ether	210	U	210	41
111-91-1	Bis(2-chloroethoxy)methane	210	U	210	44
111-44-4	Bis(2-chloroethyl)ether	210	U	210	27
117-81-7	Bis(2-ethylhexyl) phthalate	210	U	210	71
85-68-7	Butyl benzyl phthalate	210	U	210	34
105-60-2	Caprolactam	210	U	210	62
86-74-8	Carbazole	210	U	210	24
218-01-9	Chrysene	210	U	210	46
53-70-3	Dibenz(a,h)anthracene	210	U	210	37
132-64-9	Dibenzofuran	210	U	210	24
84-66-2	Diethyl phthalate	210	U	210	27
131-11-3	Dimethyl phthalate	210	U	210	24
84-74-2	Di-n-butyl phthalate	210	U	210	35
117-84-0	Di-n-octyl phthalate	210	U	210	24
206-44-0	Fluoranthene	210	U	210	22
86-73-7	Fluorene	210	U	210	24
118-74-1	Hexachlorobenzene	210	U	210	28
87-68-3	Hexachlorobutadiene	210	U	210	30
77-47-4	Hexachlorocyclopentadiene	210	U	210	28
67-72-1	Hexachloroethane	210	U	210	27
193-39-5	Indeno[1,2,3-cd]pyrene	210	U	210	26
78-59-1	Isophorone	210	U	210	44
91-20-3	Naphthalene	210	U	210	27
98-95-3	Nitrobenzene	210	U	210	23
621-64-7	N-Nitrosodi-n-propylamine	210	U	210	35
86-30-6	N-Nitrosodiphenylamine	210	U	210	170
87-86-5	Pentachlorophenol	400	U	400	210
85-01-8	Phenanthrene	210	U	210	30
108-95-2	Phenol	210	U	210	32
129-00-0	Pyrene	210	U *+	210	24

FORM I
GC/MS SEMI VOA ORGANICS ANALYSIS DATA SHEET

Lab Name: Eurofins Buffalo | Job No.: 480-196989-1
SDG No.:
Client Sample ID: SD 5 | Lab Sample ID: 480-196989-11
Matrix: Solid | Lab File ID: V3157300.D
Analysis Method: 8270D | Date Collected: 04/20/2022 12:00
Extract. Method: 3550C | Date Extracted: 04/25/2022 15:36
Sample wt/vol: 30.25(g) | Date Analyzed: 04/27/2022 00:24
Con. Extract Vol.: 1(mL) | Dilution Factor: 1
Injection Volume: 1(uL) | Level: (low/med) Low
% Moisture: 7.5 | GPC Cleanup:(Y/N) N
Analysis Batch No.: 623223 | Units: ug/Kg

CAS NO.	COMPOUND NAME	RESULT	Q	RL	MDL
95-95-4	2,4,5-Trichlorophenol	180	U	180	49
88-06-2	2,4,6-Trichlorophenol	180	U	180	36
120-83-2	2,4-Dichlorophenol	180	U	180	19
105-67-9	2,4-Dimethylphenol	180	U	180	44
51-28-5	2,4-Dinitrophenol	1800	U	1800	840
121-14-2	2,4-Dinitrotoluene	180	U	180	38
606-20-2	2,6-Dinitrotoluene	180	U	180	21
91-58-7	2-Chloronaphthalene	180	U	180	30
95-57-8	2-Chlorophenol	350	U	350	33
91-57-6	2-Methylnaphthalene	180	U	180	36
95-48-7	2-Methylphenol	180	U	180	21
88-74-4	2-Nitroaniline	350	U	350	27
88-75-5	2-Nitrophenol	180	U	180	51
91-94-1	3,3'-Dichlorobenzidine	350	U	350	210
99-09-2	3-Nitroaniline	350	U	350	50
534-52-1	4,6-Dinitro-2-methylphenol	350	U	350	180
101-55-3	4-Bromophenyl phenyl ether	180	U	180	26
59-50-7	4-Chloro-3-methylphenol	180	U	180	45
106-47-8	4-Chloroaniline	180	U	180	45
7005-72-3	4-Chlorophenyl phenyl ether	180	U	180	23
106-44-5	4-Methylphenol	350	U	350	21
100-01-6	4-Nitroaniline	350	U	350	95
100-02-7	4-Nitrophenol	350	U	350	130
83-32-9	Acenaphthene	180	U	180	27
208-96-8	Acenaphthylene	180	U	180	24
98-86-2	Acetophenone	180	U	180	25
120-12-7	Anthracene	180	U	180	45
1912-24-9	Atrazine	180	U	180	63
100-52-7	Benzaldehyde	180	U	180	140
56-55-3	Benzo[a]anthracene	180	U	180	18
50-32-8	Benzo[a]pyrene	180	U	180	27
205-99-2	Benzo[b]fluoranthene	180	U	180	29
191-24-2	Benzo[g,h,i]perylene	180	U	180	19
207-08-9	Benzo[k]fluoranthene	180	U	180	24

FORM I
GC/MS SEMI VOA ORGANICS ANALYSIS DATA SHEET

Lab Name: Eurofins Buffalo | Job No.: 480-196989-1
SDG No.:
Client Sample ID: SD 5 | Lab Sample ID: 480-196989-11
Matrix: Solid | Lab File ID: V3157300.D
Analysis Method: 8270D | Date Collected: 04/20/2022 12:00
Extract. Method: 3550C | Date Extracted: 04/25/2022 15:36
Sample wt/vol: 30.25(g) | Date Analyzed: 04/27/2022 00:24
Con. Extract Vol.: 1(mL) | Dilution Factor: 1
Injection Volume: 1(uL) | Level: (low/med) Low
% Moisture: 7.5 | GPC Cleanup:(Y/N) N
Analysis Batch No.: 623223 | Units: ug/Kg

CAS NO.	COMPOUND NAME	RESULT	Q	RL	MDL
92-52-4	Biphenyl	180	U	180	27
108-60-1	bis (2-chloroisopropyl) ether	180	U	180	36
111-91-1	Bis(2-chloroethoxy)methane	180	U	180	39
111-44-4	Bis(2-chloroethyl)ether	180	U	180	24
117-81-7	Bis(2-ethylhexyl) phthalate	180	U	180	62
85-68-7	Butyl benzyl phthalate	180	U	180	30
105-60-2	Caprolactam	180	U	180	55
86-74-8	Carbazole	180	U	180	21
218-01-9	Chrysene	180	U	180	41
53-70-3	Dibenz(a,h)anthracene	180	U	180	32
132-64-9	Dibenzofuran	180	U	180	21
84-66-2	Diethyl phthalate	180	U	180	24
131-11-3	Dimethyl phthalate	180	U	180	21
84-74-2	Di-n-butyl phthalate	180	U	180	31
117-84-0	Di-n-octyl phthalate	180	U	180	21
206-44-0	Fluoranthene	21	J	180	19
86-73-7	Fluorene	180	U	180	21
118-74-1	Hexachlorobenzene	180	U	180	25
87-68-3	Hexachlorobutadiene	180	U	180	27
77-47-4	Hexachlorocyclopentadiene	180	U	180	25
67-72-1	Hexachloroethane	180	U	180	24
193-39-5	Indeno[1,2,3-cd]pyrene	180	U	180	23
78-59-1	Isophorone	180	U	180	39
91-20-3	Naphthalene	180	U	180	24
98-95-3	Nitrobenzene	180	U	180	20
621-64-7	N-Nitrosodi-n-propylamine	180	U	180	31
86-30-6	N-Nitrosodiphenylamine	180	U	180	150
87-86-5	Pentachlorophenol	350	U	350	180
85-01-8	Phenanthrene	180	U	180	27
108-95-2	Phenol	180	U	180	28
129-00-0	Pyrene	180	U *+	180	21

FORM I
GC/MS SEMI VOA ORGANICS ANALYSIS DATA SHEET

Lab Name: Eurofins Buffalo | Job No.: 480-196989-1
SDG No.:
Client Sample ID: SD 6 | Lab Sample ID: 480-196989-12
Matrix: Solid | Lab File ID: V3157301.D
Analysis Method: 8270D | Date Collected: 04/20/2022 12:00
Extract. Method: 3550C | Date Extracted: 04/25/2022 15:36
Sample wt/vol: 30.27(g) | Date Analyzed: 04/27/2022 00:48
Con. Extract Vol.: 1(mL) | Dilution Factor: 1
Injection Volume: 1(uL) | Level: (low/med) Low
% Moisture: 8.8 | GPC Cleanup:(Y/N) N
Analysis Batch No.: 623223 | Units: ug/Kg

CAS NO.	COMPOUND NAME	RESULT	Q	RL	MDL
95-95-4	2,4,5-Trichlorophenol	180	U	180	50
88-06-2	2,4,6-Trichlorophenol	180	U	180	37
120-83-2	2,4-Dichlorophenol	180	U	180	20
105-67-9	2,4-Dimethylphenol	180	U	180	45
51-28-5	2,4-Dinitrophenol	1800	U	1800	850
121-14-2	2,4-Dinitrotoluene	180	U	180	38
606-20-2	2,6-Dinitrotoluene	180	U	180	22
91-58-7	2-Chloronaphthalene	180	U	180	30
95-57-8	2-Chlorophenol	360	U	360	34
91-57-6	2-Methylnaphthalene	180	U	180	37
95-48-7	2-Methylphenol	180	U	180	22
88-74-4	2-Nitroaniline	360	U	360	27
88-75-5	2-Nitrophenol	180	U	180	52
91-94-1	3,3'-Dichlorobenzidine	360	U	360	220
99-09-2	3-Nitroaniline	360	U	360	51
534-52-1	4,6-Dinitro-2-methylphenol	360	U	360	180
101-55-3	4-Bromophenyl phenyl ether	180	U	180	26
59-50-7	4-Chloro-3-methylphenol	180	U	180	46
106-47-8	4-Chloroaniline	180	U	180	46
7005-72-3	4-Chlorophenyl phenyl ether	180	U	180	23
106-44-5	4-Methylphenol	360	U	360	22
100-01-6	4-Nitroaniline	360	U	360	97
100-02-7	4-Nitrophenol	360	U	360	130
83-32-9	Acenaphthene	180	U	180	27
208-96-8	Acenaphthylene	180	U	180	24
98-86-2	Acetophenone	180	U	180	25
120-12-7	Anthracene	180	U	180	46
1912-24-9	Atrazine	180	U	180	64
100-52-7	Benzaldehyde	180	U	180	150
56-55-3	Benzo[a]anthracene	180	U	180	18
50-32-8	Benzo[a]pyrene	180	U	180	27
205-99-2	Benzo[b]fluoranthene	180	U	180	29
191-24-2	Benzo[g,h,i]perylene	180	U	180	20
207-08-9	Benzo[k]fluoranthene	180	U	180	24

FORM I
GC/MS SEMI VOA ORGANICS ANALYSIS DATA SHEET

Lab Name: Eurofins Buffalo | Job No.: 480-196989-1
SDG No.:
Client Sample ID: SD 6 | Lab Sample ID: 480-196989-12
Matrix: Solid | Lab File ID: V3157301.D
Analysis Method: 8270D | Date Collected: 04/20/2022 12:00
Extract. Method: 3550C | Date Extracted: 04/25/2022 15:36
Sample wt/vol: 30.27(g) | Date Analyzed: 04/27/2022 00:48
Con. Extract Vol.: 1(mL) | Dilution Factor: 1
Injection Volume: 1(uL) | Level: (low/med) Low
% Moisture: 8.8 | GPC Cleanup:(Y/N) N
Analysis Batch No.: 623223 | Units: ug/Kg

CAS NO.	COMPOUND NAME	RESULT	Q	RL	MDL
92-52-4	Biphenyl	180	U	180	27
108-60-1	bis (2-chloroisopropyl) ether	180	U	180	37
111-91-1	Bis(2-chloroethoxy)methane	180	U	180	39
111-44-4	Bis(2-chloroethyl)ether	180	U	180	24
117-81-7	Bis(2-ethylhexyl) phthalate	180	U	180	63
85-68-7	Butyl benzyl phthalate	180	U	180	30
105-60-2	Caprolactam	180	U	180	55
86-74-8	Carbazole	180	U	180	22
218-01-9	Chrysene	180	U	180	41
53-70-3	Dibenz(a,h)anthracene	180	U	180	33
132-64-9	Dibenzofuran	180	U	180	22
84-66-2	Diethyl phthalate	180	U	180	24
131-11-3	Dimethyl phthalate	180	U	180	22
84-74-2	Di-n-butyl phthalate	180	U	180	32
117-84-0	Di-n-octyl phthalate	180	U	180	22
206-44-0	Fluoranthene	180	U	180	20
86-73-7	Fluorene	180	U	180	22
118-74-1	Hexachlorobenzene	180	U	180	25
87-68-3	Hexachlorobutadiene	180	U	180	27
77-47-4	Hexachlorocyclopentadiene	180	U	180	25
67-72-1	Hexachloroethane	180	U	180	24
193-39-5	Indeno[1,2,3-cd]pyrene	180	U	180	23
78-59-1	Isophorone	180	U	180	39
91-20-3	Naphthalene	180	U	180	24
98-95-3	Nitrobenzene	180	U	180	21
621-64-7	N-Nitrosodi-n-propylamine	180	U	180	32
86-30-6	N-Nitrosodiphenylamine	180	U	180	150
87-86-5	Pentachlorophenol	360	U	360	180
85-01-8	Phenanthrene	180	U	180	27
108-95-2	Phenol	180	U	180	28
129-00-0	Pyrene	180	U *+	180	22

FORM I
GC/MS SEMI VOA ORGANICS ANALYSIS DATA SHEET

Lab Name: Eurofins Buffalo | Job No.: 480-196989-1
SDG No.:
Client Sample ID: SD 7 | Lab Sample ID: 480-196989-13
Matrix: Solid | Lab File ID: V3157302.D
Analysis Method: 8270D | Date Collected: 04/20/2022 12:00
Extract. Method: 3550C | Date Extracted: 04/25/2022 15:36
Sample wt/vol: 30.52(g) | Date Analyzed: 04/27/2022 01:12
Con. Extract Vol.: 1(mL) | Dilution Factor: 1
Injection Volume: 1(uL) | Level: (low/med) Low
% Moisture: 15.6 | GPC Cleanup:(Y/N) N
Analysis Batch No.: 623223 | Units: ug/Kg

CAS NO.	COMPOUND NAME	RESULT	Q	RL	MDL
95-95-4	2,4,5-Trichlorophenol	200	U	200	54
88-06-2	2,4,6-Trichlorophenol	200	U	200	40
120-83-2	2,4-Dichlorophenol	200	U	200	21
105-67-9	2,4-Dimethylphenol	200	U	200	48
51-28-5	2,4-Dinitrophenol	1900	U	1900	910
121-14-2	2,4-Dinitrotoluene	200	U	200	41
606-20-2	2,6-Dinitrotoluene	200	U	200	23
91-58-7	2-Chloronaphthalene	200	U	200	33
95-57-8	2-Chlorophenol	380	U	380	36
91-57-6	2-Methylnaphthalene	200	U	200	40
95-48-7	2-Methylphenol	200	U	200	23
88-74-4	2-Nitroaniline	380	U	380	29
88-75-5	2-Nitrophenol	200	U	200	56
91-94-1	3,3'-Dichlorobenzidine	380	U	380	230
99-09-2	3-Nitroaniline	380	U	380	55
534-52-1	4,6-Dinitro-2-methylphenol	380	U	380	200
101-55-3	4-Bromophenyl phenyl ether	200	U	200	28
59-50-7	4-Chloro-3-methylphenol	200	U	200	49
106-47-8	4-Chloroaniline	200	U	200	49
7005-72-3	4-Chlorophenyl phenyl ether	200	U	200	24
106-44-5	4-Methylphenol	380	U	380	23
100-01-6	4-Nitroaniline	380	U	380	100
100-02-7	4-Nitrophenol	380	U	380	140
83-32-9	Acenaphthene	200	U	200	29
208-96-8	Acenaphthylene	200	U	200	26
98-86-2	Acetophenone	200	U	200	27
120-12-7	Anthracene	200	U	200	49
1912-24-9	Atrazine	200	U	200	69
100-52-7	Benzaldehyde	200	U	200	160
56-55-3	Benzo[a]anthracene	200	U	200	20
50-32-8	Benzo[a]pyrene	200	U	200	29
205-99-2	Benzo[b]fluoranthene	200	U	200	31
191-24-2	Benzo[g,h,i]perylene	200	U	200	21
207-08-9	Benzo[k]fluoranthene	200	U	200	26

FORM I
GC/MS SEMI VOA ORGANICS ANALYSIS DATA SHEET

Lab Name: Eurofins Buffalo | Job No.: 480-196989-1
SDG No.:
Client Sample ID: SD 7 | Lab Sample ID: 480-196989-13
Matrix: Solid | Lab File ID: V3157302.D
Analysis Method: 8270D | Date Collected: 04/20/2022 12:00
Extract. Method: 3550C | Date Extracted: 04/25/2022 15:36
Sample wt/vol: 30.52(g) | Date Analyzed: 04/27/2022 01:12
Con. Extract Vol.: 1(mL) | Dilution Factor: 1
Injection Volume: 1(uL) | Level: (low/med) Low
% Moisture: 15.6 | GPC Cleanup:(Y/N) N
Analysis Batch No.: 623223 | Units: ug/Kg

CAS NO.	COMPOUND NAME	RESULT	Q	RL	MDL
92-52-4	Biphenyl	200	U	200	29
108-60-1	bis (2-chloroisopropyl) ether	200	U	200	40
111-91-1	Bis(2-chloroethoxy)methane	200	U	200	42
111-44-4	Bis(2-chloroethyl)ether	200	U	200	26
117-81-7	Bis(2-ethylhexyl) phthalate	200	U	200	68
85-68-7	Butyl benzyl phthalate	200	U	200	33
105-60-2	Caprolactam	200	U	200	59
86-74-8	Carbazole	200	U	200	23
218-01-9	Chrysene	200	U	200	44
53-70-3	Dibenz(a,h)anthracene	200	U	200	35
132-64-9	Dibenzofuran	200	U	200	23
84-66-2	Diethyl phthalate	200	U	200	26
131-11-3	Dimethyl phthalate	200	U	200	23
84-74-2	Di-n-butyl phthalate	200	U	200	34
117-84-0	Di-n-octyl phthalate	200	U	200	23
206-44-0	Fluoranthene	200	U	200	21
86-73-7	Fluorene	200	U	200	23
118-74-1	Hexachlorobenzene	200	U	200	27
87-68-3	Hexachlorobutadiene	200	U	200	29
77-47-4	Hexachlorocyclopentadiene	200	U	200	27
67-72-1	Hexachloroethane	200	U	200	26
193-39-5	Indeno[1,2,3-cd]pyrene	200	U	200	24
78-59-1	Isophorone	200	U	200	42
91-20-3	Naphthalene	200	U	200	26
98-95-3	Nitrobenzene	200	U	200	22
621-64-7	N-Nitrosodi-n-propylamine	200	U	200	34
86-30-6	N-Nitrosodiphenylamine	200	U	200	160
87-86-5	Pentachlorophenol	380	U	380	200
85-01-8	Phenanthrene	200	U	200	29
108-95-2	Phenol	200	U	200	30
129-00-0	Pyrene	200	U *+	200	23

FORM I
GC/MS SEMI VOA ORGANICS ANALYSIS DATA SHEET

Lab Name: Eurofins Buffalo | Job No.: 480-196989-1
SDG No.:
Client Sample ID: SD 8 | Lab Sample ID: 480-196989-14
Matrix: Solid | Lab File ID: V3157303.D
Analysis Method: 8270D | Date Collected: 04/20/2022 12:00
Extract. Method: 3550C | Date Extracted: 04/25/2022 15:36
Sample wt/vol: 30.32(g) | Date Analyzed: 04/27/2022 01:36
Con. Extract Vol.: 1(mL) | Dilution Factor: 1
Injection Volume: 1(uL) | Level: (low/med) Low
% Moisture: 17.2 | GPC Cleanup:(Y/N) N
Analysis Batch No.: 623223 | Units: ug/Kg

CAS NO.	COMPOUND NAME	RESULT	Q	RL	MDL
95-95-4	2,4,5-Trichlorophenol	200	U	200	55
88-06-2	2,4,6-Trichlorophenol	200	U	200	41
120-83-2	2,4-Dichlorophenol	200	U	200	22
105-67-9	2,4-Dimethylphenol	200	U	200	49
51-28-5	2,4-Dinitrophenol	2000	U	2000	940
121-14-2	2,4-Dinitrotoluene	200	U	200	42
606-20-2	2,6-Dinitrotoluene	200	U	200	24
91-58-7	2-Chloronaphthalene	200	U	200	33
95-57-8	2-Chlorophenol	390	U	390	37
91-57-6	2-Methylnaphthalene	200	U	200	41
95-48-7	2-Methylphenol	200	U	200	24
88-74-4	2-Nitroaniline	390	U	390	30
88-75-5	2-Nitrophenol	200	U	200	57
91-94-1	3,3'-Dichlorobenzidine	390	U	390	240
99-09-2	3-Nitroaniline	390	U	390	56
534-52-1	4,6-Dinitro-2-methylphenol	390	U	390	200
101-55-3	4-Bromophenyl phenyl ether	200	U	200	29
59-50-7	4-Chloro-3-methylphenol	200	U	200	50
106-47-8	4-Chloroaniline	200	U	200	50
7005-72-3	4-Chlorophenyl phenyl ether	200	U	200	25
106-44-5	4-Methylphenol	390	U	390	24
100-01-6	4-Nitroaniline	390	U	390	110
100-02-7	4-Nitrophenol	390	U	390	140
83-32-9	Acenaphthene	200	U	200	30
208-96-8	Acenaphthylene	200	U	200	26
98-86-2	Acetophenone	200	U	200	27
120-12-7	Anthracene	200	U	200	50
1912-24-9	Atrazine	200	U	200	70
100-52-7	Benzaldehyde	200	U	200	160
56-55-3	Benzo[a]anthracene	200	U	200	20
50-32-8	Benzo[a]pyrene	200	U	200	30
205-99-2	Benzo[b]fluoranthene	200	U	200	32
191-24-2	Benzo[g,h,i]perylene	200	U	200	22
207-08-9	Benzo[k]fluoranthene	200	U	200	26

FORM I
GC/MS SEMI VOA ORGANICS ANALYSIS DATA SHEET

Lab Name: Eurofins Buffalo | Job No.: 480-196989-1
SDG No.:
Client Sample ID: SD 8 | Lab Sample ID: 480-196989-14
Matrix: Solid | Lab File ID: V3157303.D
Analysis Method: 8270D | Date Collected: 04/20/2022 12:00
Extract. Method: 3550C | Date Extracted: 04/25/2022 15:36
Sample wt/vol: 30.32(g) | Date Analyzed: 04/27/2022 01:36
Con. Extract Vol.: 1(mL) | Dilution Factor: 1
Injection Volume: 1(uL) | Level: (low/med) Low
% Moisture: 17.2 | GPC Cleanup:(Y/N) N
Analysis Batch No.: 623223 | Units: ug/Kg

CAS NO.	COMPOUND NAME	RESULT	Q	RL	MDL
92-52-4	Biphenyl	200	U	200	30
108-60-1	bis (2-chloroisopropyl) ether	200	U	200	41
111-91-1	Bis(2-chloroethoxy)methane	200	U	200	43
111-44-4	Bis(2-chloroethyl)ether	200	U	200	26
117-81-7	Bis(2-ethylhexyl) phthalate	200	U	200	69
85-68-7	Butyl benzyl phthalate	200	U	200	33
105-60-2	Caprolactam	200	U	200	61
86-74-8	Carbazole	200	U	200	24
218-01-9	Chrysene	200	U	200	45
53-70-3	Dibenz(a,h)anthracene	200	U	200	36
132-64-9	Dibenzofuran	200	U	200	24
84-66-2	Diethyl phthalate	200	U	200	26
131-11-3	Dimethyl phthalate	200	U	200	24
84-74-2	Di-n-butyl phthalate	200	U	200	35
117-84-0	Di-n-octyl phthalate	200	U	200	24
206-44-0	Fluoranthene	200	U	200	22
86-73-7	Fluorene	200	U	200	24
118-74-1	Hexachlorobenzene	200	U	200	27
87-68-3	Hexachlorobutadiene	200	U	200	30
77-47-4	Hexachlorocyclopentadiene	200	U	200	27
67-72-1	Hexachloroethane	200	U	200	26
193-39-5	Indeno[1,2,3-cd]pyrene	200	U	200	25
78-59-1	Isophorone	200	U	200	43
91-20-3	Naphthalene	200	U	200	26
98-95-3	Nitrobenzene	200	U	200	23
621-64-7	N-Nitrosodi-n-propylamine	200	U	200	35
86-30-6	N-Nitrosodiphenylamine	200	U	200	160
87-86-5	Pentachlorophenol	390	U	390	200
85-01-8	Phenanthrene	200	U	200	30
108-95-2	Phenol	200	U	200	31
129-00-0	Pyrene	200	U *+	200	24

METALS

COVER PAGE
METALS

Lab Name: Eurofins Buffalo Job Number: 480-196989-1

SDG No.:

Project: Pilgrim Village Senior

Client Sample ID	Lab Sample ID
SE 1	480-196989-1
SE 2	480-196989-2
SE 3	480-196989-3
SE 5	480-196989-4
SE 6	480-196989-5
SE 7	480-196989-6
SE 8	480-196989-7
SD 1	480-196989-8
SD 2	480-196989-9
SD 3	480-196989-10
SD 5	480-196989-11
SD 6	480-196989-12
SD 7	480-196989-13
SD 8	480-196989-14

Comments:

1A-IN
INORGANIC ANALYSIS DATA SHEET
METALS

Client Sample ID: SE 1

Lab Sample ID: 480-196989-1

Lab Name: Eurofins Buffalo

Job No.: 480-196989-1

SDG ID.:

Matrix: Solid

Date Sampled: 04/20/2022 12:00

Reporting Basis: DRY

Date Received: 04/20/2022 13:00

% Solids: 76.6

CAS No.	Analyte	Result	RL	MDL	Units	C	Q	DIL	Method
7440-38-2	Arsenic	8.4	2.5	0.49	mg/Kg			1	6010C
7440-39-3	Barium	390	0.62	0.14	mg/Kg			1	6010C
7440-50-8	Copper	22.2	1.2	0.26	mg/Kg			1	6010C
7439-92-1	Lead	17.9	1.2	0.30	mg/Kg			1	6010C
7440-66-6	Zinc	84.0	2.5	0.79	mg/Kg			1	6010C
7439-97-6	Mercury	0.029	0.027	0.0061	mg/Kg			1	7471B

1A-IN
INORGANIC ANALYSIS DATA SHEET
METALS

Client Sample ID: SE 2
Lab Sample ID: 480-196989-2
Lab Name: Eurofins Buffalo
Job No.: 480-196989-1
SDG ID.:
Matrix: Solid
Date Sampled: 04/20/2022 12:00
Reporting Basis: DRY
Date Received: 04/20/2022 13:00
% Solids: 79.7

CAS No.	Analyte	Result	RL	MDL	Units	C	Q	DIL	Method
7440-38-2	Arsenic	8.7	2.6	0.52	mg/Kg			1	6010C
7440-39-3	Barium	297	0.65	0.14	mg/Kg			1	6010C
7440-50-8	Copper	28.1	1.3	0.27	mg/Kg			1	6010C
7439-92-1	Lead	20.9	1.3	0.31	mg/Kg			1	6010C
7440-66-6	Zinc	68.6	2.6	0.83	mg/Kg			1	6010C
7439-97-6	Mercury	0.017	0.025	0.0058	mg/Kg	J		1	7471B

1A-IN
INORGANIC ANALYSIS DATA SHEET
METALS

Client Sample ID: SE 3

Lab Sample ID: 480-196989-3

Lab Name: Eurofins Buffalo

Job No.: 480-196989-1

SDG ID.:

Matrix: Solid

Date Sampled: 04/20/2022 12:00

Reporting Basis: DRY

Date Received: 04/20/2022 13:00

% Solids: 79.7

CAS No.	Analyte	Result	RL	MDL	Units	C	Q	DIL	Method
7440-38-2	Arsenic	8.0	2.4	0.48	mg/Kg			1	6010C
7440-39-3	Barium	181	0.61	0.13	mg/Kg			1	6010C
7440-50-8	Copper	22.2	1.2	0.25	mg/Kg			1	6010C
7439-92-1	Lead	17.8	1.2	0.29	mg/Kg			1	6010C
7440-66-6	Zinc	69.5	2.4	0.78	mg/Kg			1	6010C
7439-97-6	Mercury	0.019	0.025	0.0057	mg/Kg	J		1	7471B

1A-IN
INORGANIC ANALYSIS DATA SHEET
METALS

Client Sample ID: SE 5

Lab Sample ID: 480-196989-4

Lab Name: Eurofins Buffalo

Job No.: 480-196989-1

SDG ID.:

Matrix: Solid

Date Sampled: 04/20/2022 12:00

Reporting Basis: DRY

Date Received: 04/20/2022 13:00

% Solids: 87.0

CAS No.	Analyte	Result	RL	MDL	Units	C	Q	DIL	Method	
7440-38-2	Arsenic	1.7	2.4	0.48	mg/Kg	J		1	6010C	
7440-39-3	Barium	24.6	0.60	0.13	mg/Kg		F1	1	6010C	J+
7440-50-8	Copper	9.9	1.2	0.25	mg/Kg			1	6010C	J
7439-92-1	Lead	13.0	1.2	0.29	mg/Kg			1	6010C	
7440-66-6	Zinc	81.5	2.4	0.77	mg/Kg			1	6010C	
7439-97-6	Mercury	0.037	0.024	0.0055	mg/Kg			1	7471B	

MKP 5/19/2022

1A-IN
INORGANIC ANALYSIS DATA SHEET
METALS

Client Sample ID: SE 6
Lab Sample ID: 480-196989-5
Lab Name: Eurofins Buffalo
Job No.: 480-196989-1
SDG ID.:
Matrix: Solid
Date Sampled: 04/20/2022 12:00
Reporting Basis: DRY
Date Received: 04/20/2022 13:00
% Solids: 85.0

CAS No.	Analyte	Result	RL	MDL	Units	C	Q	DIL	Method
7440-38-2	Arsenic	2.5	2.3	0.47	mg/Kg			1	6010C
7440-39-3	Barium	49.6	0.58	0.13	mg/Kg			1	6010C
7440-50-8	Copper	11.0	1.2	0.24	mg/Kg			1	6010C
7439-92-1	Lead	12.2	1.2	0.28	mg/Kg			1	6010C
7440-66-6	Zinc	55.9	2.3	0.74	mg/Kg			1	6010C
7439-97-6	Mercury	0.016	0.023	0.0053	mg/Kg	J		1	7471B

1A-IN
INORGANIC ANALYSIS DATA SHEET
METALS

Client Sample ID: SE 7
Lab Sample ID: 480-196989-6
Lab Name: Eurofins Buffalo
Job No.: 480-196989-1
SDG ID.:
Matrix: Solid
Date Sampled: 04/20/2022 12:00
Reporting Basis: DRY
Date Received: 04/20/2022 13:00
% Solids: 85.7

CAS No.	Analyte	Result	RL	MDL	Units	C	Q	DIL	Method
7440-38-2	Arsenic	4.6	2.4	0.48	mg/Kg			1	6010C
7440-39-3	Barium	66.1	0.60	0.13	mg/Kg			1	6010C
7440-50-8	Copper	13.3	1.2	0.25	mg/Kg			1	6010C
7439-92-1	Lead	15.5	1.2	0.29	mg/Kg			1	6010C
7440-66-6	Zinc	57.9	2.4	0.77	mg/Kg			1	6010C
7439-97-6	Mercury	0.0073	0.022	0.0051	mg/Kg	J		1	7471B

1A-IN
INORGANIC ANALYSIS DATA SHEET
METALS

Client Sample ID: SE 8
Lab Sample ID: 480-196989-7
Lab Name: Eurofins Buffalo
Job No.: 480-196989-1
SDG ID.:
Matrix: Solid
Date Sampled: 04/20/2022 12:00
Reporting Basis: DRY
Date Received: 04/20/2022 13:00
% Solids: 83.4

CAS No.	Analyte	Result	RL	MDL	Units	C	Q	DIL	Method
7440-38-2	Arsenic	5.1	2.5	0.50	mg/Kg			1	6010C
7440-39-3	Barium	139	0.62	0.14	mg/Kg			1	6010C
7440-50-8	Copper	18.2	1.2	0.26	mg/Kg			1	6010C
7439-92-1	Lead	20.7	1.2	0.30	mg/Kg			1	6010C
7440-66-6	Zinc	70.2	2.5	0.80	mg/Kg			1	6010C
7439-97-6	Mercury	0.046	0.023	0.0052	mg/Kg			1	7471B

1A-IN
INORGANIC ANALYSIS DATA SHEET
METALS

Client Sample ID: SD 1
Lab Sample ID: 480-196989-8
Lab Name: Eurofins Buffalo
Job No.: 480-196989-1
SDG ID.:
Matrix: Solid
Date Sampled: 04/20/2022 12:00
Reporting Basis: DRY
Date Received: 04/20/2022 13:00
% Solids: 79.9

CAS No.	Analyte	Result	RL	MDL	Units	C	Q	DIL	Method
7440-38-2	Arsenic	8.6	2.5	0.51	mg/Kg			1	6010C
7440-39-3	Barium	472	0.64	0.14	mg/Kg			1	6010C
7440-50-8	Copper	23.4	1.3	0.27	mg/Kg			1	6010C
7439-92-1	Lead	19.3	1.3	0.31	mg/Kg			1	6010C
7440-66-6	Zinc	73.5	2.5	0.81	mg/Kg			1	6010C
7439-97-6	Mercury	0.024	0.025	0.0056	mg/Kg	J		1	7471B

1A-IN
INORGANIC ANALYSIS DATA SHEET
METALS

Client Sample ID: SD 2
Lab Sample ID: 480-196989-9
Lab Name: Eurofins Buffalo
Job No.: 480-196989-1
SDG ID.:
Matrix: Solid
Date Sampled: 04/20/2022 12:00
Reporting Basis: DRY
Date Received: 04/20/2022 13:00
% Solids: 77.7

CAS No.	Analyte	Result	RL	MDL	Units	C	Q	DIL	Method
7440-38-2	Arsenic	6.3	2.7	0.54	mg/Kg			1	6010C
7440-39-3	Barium	400	0.68	0.15	mg/Kg			1	6010C
7440-50-8	Copper	23.9	1.4	0.29	mg/Kg			1	6010C
7439-92-1	Lead	14.5	1.4	0.33	mg/Kg			1	6010C
7440-66-6	Zinc	73.1	2.7	0.87	mg/Kg			1	6010C
7439-97-6	Mercury	0.012	0.026	0.0060	mg/Kg	J		1	7471B

1A-IN
INORGANIC ANALYSIS DATA SHEET
METALS

Client Sample ID: SD 3
Lab Sample ID: 480-196989-10
Lab Name: Eurofins Buffalo
Job No.: 480-196989-1
SDG ID.:
Matrix: Solid
Date Sampled: 04/20/2022 12:00
Reporting Basis: DRY
Date Received: 04/20/2022 13:00
% Solids: 80.7

CAS No.	Analyte	Result	RL	MDL	Units	C	Q	DIL	Method
7440-38-2	Arsenic	6.3	2.5	0.50	mg/Kg			1	6010C
7440-39-3	Barium	338	0.63	0.14	mg/Kg			1	6010C
7440-50-8	Copper	23.6	1.3	0.26	mg/Kg			1	6010C
7439-92-1	Lead	19.4	1.3	0.30	mg/Kg			1	6010C
7440-66-6	Zinc	64.2	2.5	0.81	mg/Kg			1	6010C
7439-97-6	Mercury	0.018	0.025	0.0057	mg/Kg	J		1	7471B

1A-IN
INORGANIC ANALYSIS DATA SHEET
METALS

Client Sample ID: SD 5
Lab Sample ID: 480-196989-11
Lab Name: Eurofins Buffalo
Job No.: 480-196989-1
SDG ID.:
Matrix: Solid
Date Sampled: 04/20/2022 12:00
Reporting Basis: DRY
Date Received: 04/20/2022 13:00
% Solids: 92.5

CAS No.	Analyte	Result	RL	MDL	Units	C	Q	DIL	Method
7440-38-2	Arsenic	3.1	2.2	0.44	mg/Kg			1	6010C
7440-39-3	Barium	16.9	0.54	0.12	mg/Kg			1	6010C
7440-50-8	Copper	7.7	1.1	0.23	mg/Kg			1	6010C
7439-92-1	Lead	12.5	1.1	0.26	mg/Kg			1	6010C
7440-66-6	Zinc	62.7	2.2	0.70	mg/Kg			1	6010C
7439-97-6	Mercury	0.022	0.022	0.0050	mg/Kg			1	7471B

1A-IN
INORGANIC ANALYSIS DATA SHEET
METALS

Client Sample ID: SD 6
Lab Sample ID: 480-196989-12
Lab Name: Eurofins Buffalo
Job No.: 480-196989-1
SDG ID.:
Matrix: Solid
Date Sampled: 04/20/2022 12:00
Reporting Basis: DRY
Date Received: 04/20/2022 13:00
% Solids: 91.2

CAS No.	Analyte	Result	RL	MDL	Units	C	Q	DIL	Method
7440-38-2	Arsenic	0.85	2.2	0.44	mg/Kg	J		1	6010C
7440-39-3	Barium	15.0	0.55	0.12	mg/Kg			1	6010C
7440-50-8	Copper	5.2	1.1	0.23	mg/Kg			1	6010C
7439-92-1	Lead	9.2	1.1	0.27	mg/Kg			1	6010C
7440-66-6	Zinc	58.1	2.2	0.71	mg/Kg			1	6010C
7439-97-6	Mercury	0.0056	0.022	0.0052	mg/Kg	J		1	7471B

1A-IN
INORGANIC ANALYSIS DATA SHEET
METALS

Client Sample ID: SD 7
Lab Sample ID: 480-196989-13
Lab Name: Eurofins Buffalo
Job No.: 480-196989-1
SDG ID.:
Matrix: Solid
Date Sampled: 04/20/2022 12:00
Reporting Basis: DRY
Date Received: 04/20/2022 13:00
% Solids: 84.4

CAS No.	Analyte	Result	RL	MDL	Units	C	Q	DIL	Method
7440-38-2	Arsenic	5.6	2.5	0.49	mg/Kg			1	6010C
7440-39-3	Barium	126	0.62	0.14	mg/Kg			1	6010C
7440-50-8	Copper	20.2	1.2	0.26	mg/Kg			1	6010C
7439-92-1	Lead	19.3	1.2	0.30	mg/Kg			1	6010C
7440-66-6	Zinc	64.9	2.5	0.79	mg/Kg			1	6010C
7439-97-6	Mercury	0.034	0.023	0.0054	mg/Kg			1	7471B

1A-IN
INORGANIC ANALYSIS DATA SHEET
METALS

Client Sample ID: SD 8
Lab Sample ID: 480-196989-14
Lab Name: Eurofins Buffalo
Job No.: 480-196989-1
SDG ID.:
Matrix: Solid
Date Sampled: 04/20/2022 12:00
Reporting Basis: DRY
Date Received: 04/20/2022 13:00
% Solids: 82.8

CAS No.	Analyte	Result	RL	MDL	Units	C	Q	DIL	Method
7440-38-2	Arsenic	6.0	2.5	0.50	mg/Kg			1	6010C
7440-39-3	Barium	146	0.63	0.14	mg/Kg			1	6010C
7440-50-8	Copper	20.6	1.3	0.26	mg/Kg			1	6010C
7439-92-1	Lead	14.7	1.3	0.30	mg/Kg			1	6010C
7440-66-6	Zinc	56.5	2.5	0.80	mg/Kg			1	6010C
7439-97-6	Mercury	0.020	0.024	0.0056	mg/Kg	J		1	7471B

GENERAL CHEMISTRY

COVER PAGE
GENERAL CHEMISTRY

Lab Name: Eurofins Buffalo Job Number: 480-196989-1

SDG No.:

Project: Pilgrim Village Senior

Client Sample ID	Lab Sample ID
SE 1	480-196989-1
SE 2	480-196989-2
SE 3	480-196989-3
SE 5	480-196989-4
SE 6	480-196989-5
SE 7	480-196989-6
SE 8	480-196989-7
SD 1	480-196989-8
SD 2	480-196989-9
SD 3	480-196989-10
SD 5	480-196989-11
SD 6	480-196989-12
SD 7	480-196989-13
SD 8	480-196989-14

Comments:

General Chemistry Raw Data Report

Job ID: 480-196989-1

Batch: 622534 **Analyst Initials: JMM**

Method: Moisture **Instrument: No Equipment Used for this Test**

Lab Sample ID: 480-196989-A-1 — Analysis Date: Apr 20, 2022 16:24

Analyte	Detector	Dilution	Raw Result	Unit
Percent Moisture	None	1	23.4064785788924	%
Percent Solids	None	1	76.5935214211076	%

Lab Sample ID: 480-196989-A-2 — Analysis Date: Apr 20, 2022 16:24

Analyte	Detector	Dilution	Raw Result	Unit
Percent Moisture	None	1	20.2928870292887	%
Percent Solids	None	1	79.7071129707113	%

Lab Sample ID: 480-196989-A-3 — Analysis Date: Apr 20, 2022 16:24

Analyte	Detector	Dilution	Raw Result	Unit
Percent Moisture	None	1	20.3145478374836	%
Percent Solids	None	1	79.6854521625164	%

Lab Sample ID: 480-196989-A-4 — Analysis Date: Apr 20, 2022 16:24

Analyte	Detector	Dilution	Raw Result	Unit
Percent Moisture	None	1	13.0201342281879	%
Percent Solids	None	1	86.9798657718121	%

Lab Sample ID: 480-196989-A-5 — Analysis Date: Apr 20, 2022 16:24

Analyte	Detector	Dilution	Raw Result	Unit
Percent Moisture	None	1	14.9560117302053	%
Percent Solids	None	1	85.0439882697947	%

Lab Sample ID: 480-196989-A-6 — Analysis Date: Apr 20, 2022 16:24

Analyte	Detector	Dilution	Raw Result	Unit
Percent Moisture	None	1	14.336917562724	%
Percent Solids	None	1	85.663082437276	%

Lab Sample ID: 480-196989-A-7 — Analysis Date: Apr 20, 2022 16:24

Analyte	Detector	Dilution	Raw Result	Unit
Percent Moisture	None	1	16.5925925925926	%
Percent Solids	None	1	83.4074074074074	%

Lab Sample ID: 480-196989-A-8 — Analysis Date: Apr 20, 2022 16:24

Analyte	Detector	Dilution	Raw Result	Unit
Percent Moisture	None	1	20.0640341515475	%
Percent Solids	None	1	79.9359658484525	%

Lab Sample ID: 480-196989-A-9 — Analysis Date: Apr 20, 2022 16:24

Analyte	Detector	Dilution	Raw Result	Unit
Percent Moisture	None	1	22.2634508348794	%
Percent Solids	None	1	77.7365491651206	%

Batch: 622534 (Continued)
Method: Moisture

Analyst Initials: JMM
Instrument: No Equipment Used for this Test

Lab Sample ID: 480-196989-A-10
Analysis Date: Apr 20, 2022 16:24

Analyte	Detector	Dilution	Raw Result	Unit
Percent Moisture	None	1	19.2982456140351	%
Percent Solids	None	1	80.7017543859649	%

Lab Sample ID: 480-196989-A-11
Analysis Date: Apr 20, 2022 16:24

Analyte	Detector	Dilution	Raw Result	Unit
Percent Moisture	None	1	7.4569789674952	%
Percent Solids	None	1	92.5430210325048	%

Lab Sample ID: 480-196989-A-12
Analysis Date: Apr 20, 2022 16:24

Analyte	Detector	Dilution	Raw Result	Unit
Percent Moisture	None	1	8.7621696801113	%
Percent Solids	None	1	91.2378303198887	%

Lab Sample ID: 480-196989-A-13
Analysis Date: Apr 20, 2022 16:24

Analyte	Detector	Dilution	Raw Result	Unit
Percent Moisture	None	1	15.5937052932761	%
Percent Solids	None	1	84.4062947067239	%

Lab Sample ID: 480-196989-A-14
Analysis Date: Apr 20, 2022 16:24

Analyte	Detector	Dilution	Raw Result	Unit
Percent Moisture	None	1	17.1728971962617	%
Percent Solids	None	1	82.8271028037383	%

Lab Sample ID: 480-196989-A-14 DU
Analysis Date: Apr 20, 2022 16:24

Analyte	Detector	Dilution	Raw Result	Unit
Percent Moisture	None	1	17.1728971962617	%
Percent Solids	None	1	82.8271028037383	%

Appendix B

Laboratory QC Documentation

FORM III
GC/MS SEMI VOA LAB CONTROL SAMPLE RECOVERY

Lab Name: Eurofins Buffalo Job No.: 480-196989-1

SDG No.:

Matrix: Solid Level: Low Lab File ID: V3157282.D

Lab ID: LCS 480-623107/2-A Client ID:

COMPOUND	SPIKE ADDED (ug/Kg)	LCS CONCENTRATION (ug/Kg)	LCS % REC	QC LIMITS REC	#
Chrysene	1640	1720	105	64-120	
Dibenz(a,h)anthracene	1640	1600	98	54-132	
Dibenzofuran	1640	1550	95	63-120	
Diethyl phthalate	1640	1600	98	66-120	
Dimethyl phthalate	1640	1650	101	65-124	
Di-n-butyl phthalate	1640	1850	113	58-130	
Di-n-octyl phthalate	1640	1660	101	57-133	
Fluoranthene	1640	1520	93	62-120	
Fluorene	1640	1530	94	63-120	
Hexachlorobenzene	1640	1790	109	60-120	
Hexachlorobutadiene	1640	1500	92	45-120	
Hexachlorocyclopentadiene	1640	1080	66	47-120	
Hexachloroethane	1640	1240	76	41-120	
Indeno[1,2,3-cd]pyrene	1640	1650	101	56-134	
Isophorone	1640	1550	95	56-120	
Naphthalene	1640	1460	89	55-120	
Nitrobenzene	1640	1460	89	54-120	
N-Nitrosodi-n-propylamine	1640	1330	81	52-120	
Pentachlorophenol	3270	3940	120	51-120	
Phenanthrene	1640	1680	102	60-120	
Phenol	1640	1380	84	53-120	
Pyrene	1640	2230	136	61-133	*+

Column to be used to flag recovery and RPD values

FORM III 8270D

5A-IN
MATRIX SPIKE DUPLICATE SAMPLE RECOVERY
METALS

Client ID: SE 5 MSD

Lab ID: 480-196989-4 MSD

Lab Name: Eurofins Buffalo

Job No.: 480-196989-1

SDG No.:

Matrix: Solid

Concentration Units: mg/Kg

% Solids: 87.0

Analyte	(SDR)	C	Spike Added (SA)	%R	Control Limit %R	RPD	RPD Limit	Q	Method
Arsenic	45.44		48.6	90	75-125	5	20		6010C
Barium	90.07		48.6	135	75-125	12	20	F1	6010C
Copper	55.31		48.6	94	75-125	6	20		6010C
Lead	61.01		48.6	99	75-125	5	20		6010C
Zinc	133.1		48.6	106	75-125	7	20		6010C

SDR = Sample Duplicate Result

Calculations are performed before rounding to avoid round-off errors in calculated results.
Note - Results and Reporting Limits have been adjusted for dry weight.

FORM VD - IN

8-IN
ICP-AES AND ICP-MS SERIAL DILUTIONS
METALS

Lab ID: 480-196989-4

SDG No:

Lab Name: Eurofins Buffalo Job No: 480-196989-1

Matrix: Solid Concentration Units: mg/Kg

Analyte	Initial Sample Result (I)	C	Serial Dilution Result (S)	C	% Difference	Q	Method
Arsenic	1.7	J	12.0	U	NC		6010C
Barium	24.6		27.06		10		6010C
Copper	9.9		11.57		17	V	6010C
Lead	13.0		13.36		2.8		6010C
Zinc	81.5		90.98		12	V	6010C

Calculations are performed before rounding to avoid round-off errors in calculated results.

FORM VIII-IN

Appendix C

Validator Qualifications

KENNETH R. APPLIN
Geochemist/Data Validator

Ph.D., Geochemistry and Mineralogy, The Pennsylvania State University

M.S., Geochemistry and Mineralogy, The Pennsylvania State University

B.A., Geological Sciences, SUNY at Geneseo, NY

Dr. Applin has over 35 years of experience working with the geochemistry of natural waters. His prior experience includes working as an Assistant Professor of Geology at the University of Missouri-Columbia and as Chief Hydrogeologist and Geochemist with a leading engineering firm in Rochester, NY. In 1993, he established KR Applin and Associates, a small consulting business that focuses on the geochemistry of natural waters, especially as applied to problems involving the contamination of groundwater and surface water.

Dr. Applin is also an experienced analytical data validator and has provided data validation services since 1994 to a variety of clients performing brownfield cleanup projects, hazardous waste remediation, groundwater monitoring at solid waste facilities, and other projects requiring third-party data validation. Dr. Applin has several years of hands-on experience with the laboratory analysis of natural waters and has successfully completed the USEPA Region II certification courses for performing inorganic and organic analytical data validation.

MICHAEL K. PERRY
Chemist/Data Validator

B.S. Chemistry, Georgia State University, Atlanta, GA

A.A.S., Chemical Technology, Alfred State College, Alfred, NY

Mr. Perry has over 30 years of experience in the analytical laboratory business. During his early career, he spent several years as a laboratory analyst performing the analysis of soil, water, and air samples for inorganic and organic chemical parameters. During his last 20 years in the environmental laboratory business, he managed and directed two major analytical laboratories in Rochester, NY. His management responsibilities included oversight of the daily operations of the lab, staff training and supervision, the selection, purchase, and maintenance of analytical instruments, the introduction of new laboratory methods, analytical quality assurance and quality control, data acquisition and management, and other business-related activities.

Mr. Perry has an extensive working knowledge of the methods and procedures used for sampling and analyzing both inorganic and organic analytes in soil, water, and air. He is an accomplished laboratory chemist and is familiar with the analytical methods and procedures established under the USEPA Contract Laboratory Protocols (CLP), the NYSDEC Analytical Services Protocols (ASP), and the NYSDOH Environmental Laboratory Approval Program (ELAP).

DATA USABILITY SUMMARY REPORT (DUSR)

Pilgrim Village Senior
951 Ellicott St.
Buffalo, NY 14209
NYSDEC BCP # C915363

SDG: J197134-1
9 soil samples

Prepared for:

BE3 Corp.
960 Busti Avenue
Suite 150-B
Buffalo, NY 14213
Attention: Dalton Stack

May 2022

EDU *Environmental Data Usability 10028 Deer Park Dr. Dansville, NY 14437 585-991-9156*

Table of Contents

Page No.

REVIEWER'S NARRATIVE

1.0 SUMMARY 1

2.0 INTRODUCTION 1

3.0 SAMPLE AND ANALYSIS SUMMARY 2

4.0 GUIDANCE DOCUMENTS AND DATA REVIEW CRITERIA 2

5.0 DATA VALIDATION QUALIFIERS 3

6.0 RESULTS OF THE DATA REVIEW 4

7.0 TOTAL USABLE DATA 4

APPENDIX A Validated Analytical Results
APPENDIX B Laboratory QC Documentation
APPENDIX C Validator Qualifications

Tables

Table 4-1 Data Validation Guidance Documents
Table 4-2 Quality Control Criteria for Validating Laboratory Analytical Data

Summaries of Validated Results
Table 6-1 SVOCs
Table 6-2 Metals

REVIEWER'S NARRATIVE
BE3 SDG J197134-1: Pilgrim Village Senior

The data associated with this Sample Delivery Group (SDG) J197134-1, analyzed by Eurofins Buffalo, Buffalo, NY have been reviewed in accordance with assessment criteria provided by the New York State Department of Environmental Conservation following the review procedures provided in the USEPA Functional Guidelines for evaluating organic and inorganic data.

All analytical results reported by the laboratory are considered valid and acceptable except results that have been qualified as rejected, “R”. Results qualified as estimated “J”, or as non-detects, “U”, are considered usable for the purpose of evaluating water and/or soil quality. However, these qualifiers indicate that the accuracy and/or precision of the analytical result is questionable. A summary of all data that have been qualified and the reasons for qualification are provided in the following data usability summary report (DUSR).

Two facts should be noted by all data users. First, the “R” qualifier means that the associated value is unusable. In other words, due to significant quality control (QC) problems, the analysis is invalid and provides no information as to whether the analyte is present or not. Values qualified with an “R” should not appear on the final data tables because they cannot be relied upon, even as the last resort. Second, no analyte concentration, even if it has passed all QC tests, is guaranteed to be accurate. Strict QC serves to increase confidence in data, but any value potentially contains error.

Reviewer's Signature: Michael K. Perry Date: 5/31/2022

Michael K. Perry
Chemist

1.0 SUMMARY

SITE:	Pilgrim Village Family 951 Ellicott St. Buffalo, NY 14209
SAMPLING DATE:	April 21, 2022
SAMPLE TYPE:	9 soil samples
LABORATORY:	Eurofins Buffalo Buffalo, NY
SDG No.:	J197134-1

2.0 INTRODUCTION

This data usability summary report (DUSR) was prepared in accordance with guidance provided by the New York State Department of Environmental Conservation (NYSDEC). The DUSR is based on a review and evaluation of the laboratory analytical data package. Specifically, the NYSDEC guidance recommends review and evaluation of the following elements of the data package:

- Completeness of the data package as defined under the requirements of the NYSDEC Analytical Services Protocols (ASP) Category B or the United States Environmental Protection Agency (USEPA) Contract Laboratory Program (CLP) deliverables,
- Compliance with established analyte holding times,
- Adherence to quality control (QC) limits and specifications for blanks, instrument tuning and calibration, surrogate recoveries, spike recoveries, laboratory duplicate analyses, and other QC criteria,
- Adherence to established analytical protocols,
- Conformance of data summary sheets with raw analytical data, and
- Use of correct data qualifiers.

Data deficiencies, analytical protocol deviations, and quality control problems identified using the review criteria above and their effect on the analytical results are discussed in this report.

3.0 SAMPLE AND ANALYSIS SUMMARY

The data package consists of analytical results for nine soil samples collected on April 21, 2022. These samples were analyzed for Semi-volatile Organic Compounds (SVOCs) and Metals.

All analyses were performed by Eurofins Buffalo, Buffalo, NY and analyzed as SDG J197134-1. The analytical results were provided in NYSDEC ASP Category B format, which includes all raw analytical data and laboratory QC data.

4.0 GUIDANCE DOCUMENTS AND DATA REVIEW CRITERIA

The guidance documents appropriate for reviewing laboratory quality control (QC) data and assigning data qualifiers (flags) to analytical results were selected from those listed in Table 4-1. The QC limits established in the documents applicable to this data review were used to assess the quality of the analytical results. In some cases, however, QC limits established internally by the laboratory were taken into account to determine data quality.

The QC criteria considered for assessing the usability of the reported analytical results provided for each analyte type (i.e. VOCs, SVOCs, metals, etc.) are listed in Table 4-2. These criteria may vary with the analytical method utilized by the laboratory. These criteria comply with the guidance recommended in Section 2.0 above.

5.0 DATA VALIDATION QUALIFIERS

The letter qualifiers (flags) used to define data usability are described briefly below. These letters are assigned by the data validator to analytical results having questionable accuracy and/or precision as determined by reviewing the laboratory QC data associated with the analytical results.

TABLE 4-1

Guidance Used For Validating Laboratory Analytical Data

Analyte Group	Guidance	Date
Metals (ICP-AES)	USEPA SOP HW-3a, Rev. 1	September 2016
Metals (Hg & CN)	USEPA SOP HW-3c, Rev. 1	September 2016
Volatile Organic Compounds (by Methods 8260B & 8260C)	USEPA SOP HW-24, Rev. 4	September 2014
Semi-Volatile Organic Compounds (by Method 8270D)	USEPA SOP HW-22 Rev. 5	December 2010
Pesticides (by Method 8181B)	USEPA SOP HW-44, Rev. 1.1	December 2010
Chlorinated Herbicides (by Method 8151A)	USEPA SOP HW-17, Rev. 3.1	December 2010
Polychlorinated Biphenyls (PCBs)	USEPA SOP HW-37A, Rev. 0	June 2015
Volatile Organic Compounds (Air) (by Method TO-15)	USEPA SOP HW-31, Rev. 6	September 2016
Per- and PolyFluoroAlkyl Substances (PFAS)	* NYSDEC	January 2021
General Chemistry Parameters	per NYSDEC ASP	July 2005

* Sampling, Analysis, and Assessment of Per- and Polyfluoroalkyl Substances (PFAS) Under NYSDEC's Part 375 Remedial Programs, Appendix I

TABLE 4-2

QUALITY CONTROL CRITERIA USED FOR VALIDATING LABORATORY ANALYTICAL DATA

VOCs	SVOCs	Pesticides/PCBs	Metals	Gen Chemistry	PFAS
Completeness of Pkg	Completeness of Pkg	Completeness of Pkg	Completeness of Pkg	Completeness of Pkg	Completeness of Pkg
Sample Preservation	Sample Preservation	Sample Preservation	Sample Preservation	Sample Preservation	Sample Preservation
Holding Time	Holding Time	Holding Time	Holding Time	Holding Times	Holding Time
System Monitoring Compounds	Surrogate Recoveries	Surrogate Recoveries	Initial/Continuing Calibration	Calibration	Instr Performance Check
Lab Control Sample	Lab Control Sample	Matrix Spikes	CRDL Standards	Lab Control Samples	Initial Calibration
Matrix Spikes	Matrix Spikes	Blanks	Blanks	Blanks	Continuing Calibration
Blanks	Blanks	Instrument Calibration & Verification	Interference Check Sample	Spike Recoveries	Blanks
Instrument Tuning	Instrument Tuning	Comparison of duplicate GC column results	Spike Recoveries	Lab Duplicates	Surrogates
Internal Standards	Internal Standards	Analyte ID	Lab Duplicate		Lab Fortified Blank
Initial Calibration	Initial Calibration	Lab Qualifiers	Lab Control Sample		Matrix Spikes
Continuing Calibration	Continuing Calibration	Field Duplicate	ICP Serial Dilutions		Internal Standards
Lab Qualifiers	Lab Qualifiers		Lab Qualifiers		
Field Duplicate	Field Duplicate		Field Duplicate		

Method TO-15 (Air)
Completeness of Pkg
Sample Preservation
Holding Time
Canister Certification
Instrument Tuning
Initial Calibration and Instrument Performance
Daily Calibration
Blanks
Lab Control Sample
Field Duplicate

The laboratory may also use various letters and symbols to flag analytical results generated when QC limits were exceeded. The meanings of these flags may differ from those used by the independent data validator. Those used by the laboratory are provided with the analytical results.

NOTE: The assignment of data qualifiers by the data reviewer (validator) to laboratory analytical results should not necessarily be interpreted by the data user as a measure of laboratory ability or proficiency. Rather, the qualifiers are intended to provide a measure of data accuracy and precision to the data user, which, for example, may provide a level of confidence in determining whether or not standards or cleanup objectives have been met.

U The analyte was analyzed for but was not detected at or above the sample quantitation limit.

J The analyte was positively identified; the associated numerical value is the *approximate* concentration of the analyte in the sample. (The magnitude of any ± value associated with the result is not determined by data validation).

J+ The result is an estimated quantity and may be biased high.

J- The result is an estimated quantity and may be biased low.

UJ The analyte was analyzed for but not detected. The reported quantitation limit is approximate and may inaccurate or imprecise.

R The sample result is rejected (i.e., is unusable) due to serious deficiencies in the ability to analyze the sample and meet quality control criteria. The presence or absence of the analyte cannot be verified.

NJ The analysis indicates the presence of an analyte that has been "tentatively identified" and the associated numerical value represents its approximate concentration.

The validated analytical results are attached to this report. Validation qualifiers (flags) are indicated in red print. Data sheets having qualified data are signed and dated by the data reviewer.

6.0 RESULTS OF THE DATA REVIEW

The results of the data review are summarized in Tables 6-1 through 6-2. The tables list the samples where QC criteria were found to exceed acceptable limits and the actions taken to qualify the associated analytical results.

7.0 TOTAL USABLE DATA

For SDG J197134-1, nine samples were analyzed and results were reported for 639 analytes. Even though some results were flagged with a “J” as estimated, all results (100 %) are considered usable. See the summary table for the analyses that have rejected/qualified and the corresponding QC reasons.

Table 6-1 8270 SVOCs

SAMPLES AFFECTED	ANALYTES	ACTION	QC VIOLATION	COMMENTS
none			none	

Table 6-2 Metals

SAMPLES AFFECTED	ANALYTES	ACTION	QC VIOLATION	COMMENTS
SC 2	Ba and Zn	J detects	Serial dil. > 15 % QC limit	Data are estimated

ACRONYMS

BSP	Blank Spike
CCAL	Continuing Calibration
CCB	Continuing Calibration Blank
CCV	Continuing Calibration Verification
CRDL	Contract Required Detection Limit
CRQL	Contract Required Quantitation Limit
%D	Percent Difference
ICAL	Initial Calibration
ICB	Initial Calibration Blank
IS	Internal Standard
LCS	Laboratory Control Sample
MS/MSD	Matrix Spike/Matrix Spike Duplicate
QA	Quality Assurance
QC	Quality Control
%R	Percent recovery
RPD	Relative Percent Difference
RRF	Relative Response Factor
%RSD	Percent Relative Standard Deviation
TAL	Target Analyte List (metals)
TCL	Target Compound List (organics)

Appendix A

Validated Analytical Results

eurofins | Environment Testing America

ANALYTICAL REPORT

Job Number: 480-197134-1

Job Description: Pilgrim Village Senior

For:
Brydges Engineering in Environment & Energy DPC
960 Busti Ave
Suite B-150
Buffalo, NY 14213

Attention: Mr. Dalton Stack

Approved for release.
John Beninati
Project Manager
5/2/2022 3:48 PM

John Beninati, Project Manager
10 Hazelwood Drive, Amherst, NY, 14228-2298
(716)504-9874
John.Beninati@et.eurofinsus.com
05/02/2022

The test results in this report meet all NELAP requirements for parameters for which accreditation is required or available. Any exceptions to the NELAP requirements are noted in this report. Pursuant to NELAP, this report may not be reproduced, except in full, without the written approval of the laboratory. This report is confidential and is intended for the sole use of Eurofins Environment Testing Northeast, LLC Buffalo and its client. All questions regarding this report should be directed to the Eurofins Environment Testing Northeast, LLC Buffalo Project Manager or designee who has signed this report.

The test results in this report relate only to the samples as received by the laboratory and will meet all requirements of the methodology, with any exceptions noted. This report shall not be reproduced except in full, without the express written approval of the laboratory. All questions should be directed to the Eurofins Environment Testing Northeast, LLC Project Manager.

This report has been electronically signed and authorized by the signatory. Electronic signature is intended to be the legally binding equivalent of a traditionally handwritten signature.

Job Narrative
480-197134-1

Comments
No additional comments.

Receipt
The samples were received on 4/22/2022 at 12:20 PM. Unless otherwise noted below, the samples arrived in good condition, and where required, properly preserved and on ice. The temperature of the cooler at receipt was 13.6º C.

Receipt Exceptions
Lab did not receive sample point "SC 8" as shown on chain of custody.

GC/MS Semi VOA
No analytical or quality issues were noted, other than those described in the Definitions/Glossary page.

Metals
Method 6010C: The serial dilution and post spike (480-197134-B-2-B PDS) and (480-197134-B-2-B SD ^5), associated with batch 480-623392, exceeded the quality control limits for Total Barium and Total Zinc. Sample matrix is suspected, therefore, no corrective action was necessary.

No additional analytical or quality issues were noted, other than those described above or in the Definitions/Glossary page.

Organic Prep
No analytical or quality issues were noted, other than those described in the Definitions/Glossary page.

Sample Summary

Client: Brydges Engineering in Environment & Energy DPC
Job ID: 480-197134-1
Project/Site: Pilgrim Village Senior

Lab Sample ID	Client Sample ID	Matrix	Collected	Received
480-197134-1	SC 1	Solid	04/21/22 12:00	04/22/22 12:20
480-197134-2	SC 2	Solid	04/21/22 12:00	04/22/22 12:20
480-197134-3	SC 3	Solid	04/21/22 12:00	04/22/22 12:20
480-197134-4	SC 5	Solid	04/21/22 12:00	04/22/22 12:20
480-197134-5	SC 6	Solid	04/22/22 11:00	04/22/22 12:20
480-197134-6	SC 7	Solid	04/22/22 11:00	04/22/22 12:20
480-197134-7	SC 9	Solid	04/22/22 11:00	04/22/22 12:20
480-197134-8	SC 10	Solid	04/22/22 11:00	04/22/22 12:20
480-197134-9	SD 10	Solid	04/22/22 11:00	04/22/22 12:20

Eurofins Buffalo
10 Hazelwood Drive
Amherst, NY 14228-2298
Phone (716) 691-2600 Phone (716) 691-7991

Chain of Custody Record

eurofins | Environment Testing America

Client Information	Sampler: Jesse Zientek	Lab PM: Beninati, John	Carrier Tracking No(s):	COC No: 480-172988-37410.1
Client Contact: Ms. Libby Broderick	Phone:	E-Mail: John.Beninati@et.eurofinsus.com	State of Origin:	Page: Page 1 of 1
Company: Brydges Engineering in Environment & Energy DPC	PWSID:			Job #:
Address: 960 Busti Ave Suite B-150	Due Date Requested:			
City: Buffalo	TAT Requested (days): ASAP 10 day			
State, Zip: NY, 14213	Compliance Project: Δ Yes Δ No			
Phone: 716-362-6532(Tel)	PO #: Purchase Order not required			
Email: lbroderick@be3corp.com	WO #:			
Project Name: Pilgrim Village Senior	Project #: 48024824			
Site:	SSOW#:			

Analysis Requested

Preservation Codes:
A - HCL, B - NaOH, C - Zn Acetate, D - Nitric Acid, E - NaHSO4, F - MeOH, G - Amchlor, H - Ascorbic Acid, I - Ice, J - DI Water, K - EDTA, L - EDA
M - Hexane, N - None, O - AsNaO2, P - Na2O4S, Q - Na2SO3, R - Na2S2O3, S - H2SO4, T - TSP Dodecahydrate, U - Acetone, V - MCAA, W - pH 4-5, Z - other (specify)
Other:

Sample Identification	Sample Date	Sample Time	Sample Type (C=comp, G=grab)	Matrix (W=water, S=solid, O=waste/oil, BT=Tissue, A=Air)	Field Filtered Sample (Yes or No)	Perform MS/MSD (Yes or No)	6010C, 7471B (As, BA, Cu, Pb, Zn)	8270D	TCL VOCs	Total Number of containers	Special Instructions/Note:
			Preservation Code:				N	N	N		
SC1	4/21/22	1200	G	Solid			X	X		2	
SC2											
SC3											
SC5											
~~SC6~~ SC6	4/22/22	1100									
~~SC6~~ SC7											
SC8											
SC9											
SC10											
SD10											
SE10											

480-197134 Chain of Custody

Possible Hazard Identification
☑ Non-Hazard ☐ Flammable ☐ Skin Irritant ☐ Poison B ☐ Unknown ☐ Radiological

Sample Disposal (A fee may be assessed if samples are retained longer than 1 month)
☐ Return To Client ☑ Disposal By Lab ☐ Archive For ____ Months

Deliverable Requested: I, II, III, IV, Other (specify) NYSDEC CAT B EDD

Special Instructions/QC Requirements:

Empty Kit Relinquished by:	Date:	Time:	Method of Shipment:		
Relinquished by: Jesse Zientek	Date/Time: 4/22/22	Company: BE3	Received by:	Date/Time:	Company
Relinquished by:	Date/Time:	Company	Received by:	Date/Time:	Company
Relinquished by:	Date/Time:	Company	Received by:	Date/Time: 4/22/22 1320	Company: ENS

Custody Seals Intact: Δ Yes Δ No	Custody Seal No.:	Cooler Temperature(s) °C and Other Remarks: 13.6 °C ICE

Ver: 01/16/2019

Method 8270D

Semivolatile Organic Compounds (GC/MS) by Method 8270D

No data validation qualifiers were added

MKP 5/31/2022

FORM I
GC/MS SEMI VOA ORGANICS ANALYSIS DATA SHEET

Lab Name: Eurofins Buffalo | Job No.: 480-197134-1
SDG No.:
Client Sample ID: SC 1 | Lab Sample ID: 480-197134-1
Matrix: Solid | Lab File ID: V3157332.D
Analysis Method: 8270D | Date Collected: 04/21/2022 12:00
Extract. Method: 3550C | Date Extracted: 04/26/2022 16:02
Sample wt/vol: 30.23(g) | Date Analyzed: 04/27/2022 23:12
Con. Extract Vol.: 1(mL) | Dilution Factor: 1
Injection Volume: 1(uL) | Level: (low/med) Low
% Moisture: 18.6 | GPC Cleanup:(Y/N) N
Analysis Batch No.: 623451 | Units: ug/Kg

CAS NO.	COMPOUND NAME	RESULT	Q	RL	MDL
95-95-4	2,4,5-Trichlorophenol	210	U	210	56
88-06-2	2,4,6-Trichlorophenol	210	U	210	41
120-83-2	2,4-Dichlorophenol	210	U	210	22
105-67-9	2,4-Dimethylphenol	210	U	210	50
51-28-5	2,4-Dinitrophenol	2000	U	2000	960
121-14-2	2,4-Dinitrotoluene	210	U	210	43
606-20-2	2,6-Dinitrotoluene	210	U	210	24
91-58-7	2-Chloronaphthalene	210	U	210	34
95-57-8	2-Chlorophenol	400	U	400	38
91-57-6	2-Methylnaphthalene	210	U	210	41
95-48-7	2-Methylphenol	210	U	210	24
88-74-4	2-Nitroaniline	400	U	400	30
88-75-5	2-Nitrophenol	210	U	210	58
91-94-1	3,3'-Dichlorobenzidine	400	U	400	240
99-09-2	3-Nitroaniline	400	U	400	57
534-52-1	4,6-Dinitro-2-methylphenol	400	U	400	210
101-55-3	4-Bromophenyl phenyl ether	210	U	210	29
59-50-7	4-Chloro-3-methylphenol	210	U	210	51
106-47-8	4-Chloroaniline	210	U	210	51
7005-72-3	4-Chlorophenyl phenyl ether	210	U	210	26
106-44-5	4-Methylphenol	400	U	400	24
100-01-6	4-Nitroaniline	400	U	400	110
100-02-7	4-Nitrophenol	400	U	400	150
83-32-9	Acenaphthene	210	U	210	30
208-96-8	Acenaphthylene	210	U	210	27
98-86-2	Acetophenone	210	U	210	28
120-12-7	Anthracene	210	U	210	51
1912-24-9	Atrazine	210	U	210	72
100-52-7	Benzaldehyde	210	U	210	160
56-55-3	Benzo[a]anthracene	210	U	210	21
50-32-8	Benzo[a]pyrene	210	U	210	30
205-99-2	Benzo[b]fluoranthene	210	U	210	33
191-24-2	Benzo[g,h,i]perylene	210	U	210	22
207-08-9	Benzo[k]fluoranthene	210	U	210	27

FORM I
GC/MS SEMI VOA ORGANICS ANALYSIS DATA SHEET

Lab Name: Eurofins Buffalo | Job No.: 480-197134-1
SDG No.:
Client Sample ID: SC 1 | Lab Sample ID: 480-197134-1
Matrix: Solid | Lab File ID: V3157332.D
Analysis Method: 8270D | Date Collected: 04/21/2022 12:00
Extract. Method: 3550C | Date Extracted: 04/26/2022 16:02
Sample wt/vol: 30.23(g) | Date Analyzed: 04/27/2022 23:12
Con. Extract Vol.: 1(mL) | Dilution Factor: 1
Injection Volume: 1(uL) | Level: (low/med) Low
% Moisture: 18.6 | GPC Cleanup:(Y/N) N
Analysis Batch No.: 623451 | Units: ug/Kg

CAS NO.	COMPOUND NAME	RESULT	Q	RL	MDL
92-52-4	Biphenyl	210	U	210	30
108-60-1	bis (2-chloroisopropyl) ether	210	U	210	41
111-91-1	Bis(2-chloroethoxy)methane	210	U	210	44
111-44-4	Bis(2-chloroethyl)ether	210	U	210	27
117-81-7	Bis(2-ethylhexyl) phthalate	210	U	210	71
85-68-7	Butyl benzyl phthalate	210	U	210	34
105-60-2	Caprolactam	210	U	210	62
86-74-8	Carbazole	210	U	210	24
218-01-9	Chrysene	210	U	210	46
53-70-3	Dibenz(a,h)anthracene	210	U	210	37
132-64-9	Dibenzofuran	210	U	210	24
84-66-2	Diethyl phthalate	210	U	210	27
131-11-3	Dimethyl phthalate	210	U	210	24
84-74-2	Di-n-butyl phthalate	210	U	210	35
117-84-0	Di-n-octyl phthalate	210	U	210	24
206-44-0	Fluoranthene	210	U	210	22
86-73-7	Fluorene	210	U	210	24
118-74-1	Hexachlorobenzene	210	U	210	28
87-68-3	Hexachlorobutadiene	210	U	210	30
77-47-4	Hexachlorocyclopentadiene	210	U	210	28
67-72-1	Hexachloroethane	210	U	210	27
193-39-5	Indeno[1,2,3-cd]pyrene	210	U	210	26
78-59-1	Isophorone	210	U	210	44
91-20-3	Naphthalene	210	U	210	27
98-95-3	Nitrobenzene	210	U	210	23
621-64-7	N-Nitrosodi-n-propylamine	210	U	210	35
86-30-6	N-Nitrosodiphenylamine	210	U	210	170
87-86-5	Pentachlorophenol	400	U	400	210
85-01-8	Phenanthrene	210	U	210	30
108-95-2	Phenol	210	U	210	32
129-00-0	Pyrene	210	U	210	24

FORM I
GC/MS SEMI VOA ORGANICS ANALYSIS DATA SHEET

Lab Name: Eurofins Buffalo | Job No.: 480-197134-1
SDG No.:
Client Sample ID: SC 2 | Lab Sample ID: 480-197134-2
Matrix: Solid | Lab File ID: V3157333.D
Analysis Method: 8270D | Date Collected: 04/21/2022 12:00
Extract. Method: 3550C | Date Extracted: 04/26/2022 16:02
Sample wt/vol: 30.27(g) | Date Analyzed: 04/27/2022 23:36
Con. Extract Vol.: 1(mL) | Dilution Factor: 1
Injection Volume: 1(uL) | Level: (low/med) Low
% Moisture: 18.7 | GPC Cleanup:(Y/N) N
Analysis Batch No.: 623451 | Units: ug/Kg

CAS NO.	COMPOUND NAME	RESULT	Q	RL	MDL
95-95-4	2,4,5-Trichlorophenol	210	U	210	56
88-06-2	2,4,6-Trichlorophenol	210	U	210	41
120-83-2	2,4-Dichlorophenol	210	U	210	22
105-67-9	2,4-Dimethylphenol	210	U	210	50
51-28-5	2,4-Dinitrophenol	2000	U	2000	960
121-14-2	2,4-Dinitrotoluene	210	U	210	43
606-20-2	2,6-Dinitrotoluene	210	U	210	24
91-58-7	2-Chloronaphthalene	210	U	210	34
95-57-8	2-Chlorophenol	400	U	400	38
91-57-6	2-Methylnaphthalene	210	U	210	41
95-48-7	2-Methylphenol	210	U	210	24
88-74-4	2-Nitroaniline	400	U	400	30
88-75-5	2-Nitrophenol	210	U	210	59
91-94-1	3,3'-Dichlorobenzidine	400	U	400	240
99-09-2	3-Nitroaniline	400	U	400	57
534-52-1	4,6-Dinitro-2-methylphenol	400	U	400	210
101-55-3	4-Bromophenyl phenyl ether	210	U	210	29
59-50-7	4-Chloro-3-methylphenol	210	U	210	51
106-47-8	4-Chloroaniline	210	U	210	51
7005-72-3	4-Chlorophenyl phenyl ether	210	U	210	26
106-44-5	4-Methylphenol	400	U	400	24
100-01-6	4-Nitroaniline	400	U	400	110
100-02-7	4-Nitrophenol	400	U	400	150
83-32-9	Acenaphthene	210	U	210	30
208-96-8	Acenaphthylene	210	U	210	27
98-86-2	Acetophenone	210	U	210	28
120-12-7	Anthracene	210	U	210	51
1912-24-9	Atrazine	210	U	210	72
100-52-7	Benzaldehyde	210	U	210	160
56-55-3	Benzo[a]anthracene	210	U	210	21
50-32-8	Benzo[a]pyrene	210	U	210	30
205-99-2	Benzo[b]fluoranthene	210	U	210	33
191-24-2	Benzo[g,h,i]perylene	210	U	210	22
207-08-9	Benzo[k]fluoranthene	210	U	210	27

FORM I
GC/MS SEMI VOA ORGANICS ANALYSIS DATA SHEET

Lab Name: Eurofins Buffalo | Job No.: 480-197134-1
SDG No.:
Client Sample ID: SC 2 | Lab Sample ID: 480-197134-2
Matrix: Solid | Lab File ID: V3157333.D
Analysis Method: 8270D | Date Collected: 04/21/2022 12:00
Extract. Method: 3550C | Date Extracted: 04/26/2022 16:02
Sample wt/vol: 30.27(g) | Date Analyzed: 04/27/2022 23:36
Con. Extract Vol.: 1(mL) | Dilution Factor: 1
Injection Volume: 1(uL) | Level: (low/med) Low
% Moisture: 18.7 | GPC Cleanup:(Y/N) N
Analysis Batch No.: 623451 | Units: ug/Kg

CAS NO.	COMPOUND NAME	RESULT	Q	RL	MDL
92-52-4	Biphenyl	210	U	210	30
108-60-1	bis (2-chloroisopropyl) ether	210	U	210	41
111-91-1	Bis(2-chloroethoxy)methane	210	U	210	44
111-44-4	Bis(2-chloroethyl)ether	210	U	210	27
117-81-7	Bis(2-ethylhexyl) phthalate	210	U	210	71
85-68-7	Butyl benzyl phthalate	210	U	210	34
105-60-2	Caprolactam	210	U	210	62
86-74-8	Carbazole	210	U	210	24
218-01-9	Chrysene	210	U	210	46
53-70-3	Dibenz(a,h)anthracene	210	U	210	37
132-64-9	Dibenzofuran	210	U	210	24
84-66-2	Diethyl phthalate	210	U	210	27
131-11-3	Dimethyl phthalate	210	U	210	24
84-74-2	Di-n-butyl phthalate	210	U	210	35
117-84-0	Di-n-octyl phthalate	210	U	210	24
206-44-0	Fluoranthene	210	U	210	22
86-73-7	Fluorene	210	U	210	24
118-74-1	Hexachlorobenzene	210	U	210	28
87-68-3	Hexachlorobutadiene	210	U	210	30
77-47-4	Hexachlorocyclopentadiene	210	U	210	28
67-72-1	Hexachloroethane	210	U	210	27
193-39-5	Indeno[1,2,3-cd]pyrene	210	U	210	26
78-59-1	Isophorone	210	U	210	44
91-20-3	Naphthalene	210	U	210	27
98-95-3	Nitrobenzene	210	U	210	23
621-64-7	N-Nitrosodi-n-propylamine	210	U	210	35
86-30-6	N-Nitrosodiphenylamine	210	U	210	170
87-86-5	Pentachlorophenol	400	U	400	210
85-01-8	Phenanthrene	210	U	210	30
108-95-2	Phenol	210	U	210	32
129-00-0	Pyrene	210	U	210	24

FORM I
GC/MS SEMI VOA ORGANICS ANALYSIS DATA SHEET

Lab Name: Eurofins Buffalo | Job No.: 480-197134-1
SDG No.:
Client Sample ID: SC 3 | Lab Sample ID: 480-197134-3
Matrix: Solid | Lab File ID: V3157334.D
Analysis Method: 8270D | Date Collected: 04/21/2022 12:00
Extract. Method: 3550C | Date Extracted: 04/26/2022 16:02
Sample wt/vol: 30.27(g) | Date Analyzed: 04/28/2022 00:00
Con. Extract Vol.: 1(mL) | Dilution Factor: 1
Injection Volume: 1(uL) | Level: (low/med) Low
% Moisture: 21.1 | GPC Cleanup:(Y/N) N
Analysis Batch No.: 623451 | Units: ug/Kg

CAS NO.	COMPOUND NAME	RESULT	Q	RL	MDL
95-95-4	2,4,5-Trichlorophenol	210	U	210	58
88-06-2	2,4,6-Trichlorophenol	210	U	210	43
120-83-2	2,4-Dichlorophenol	210	U	210	23
105-67-9	2,4-Dimethylphenol	210	U	210	52
51-28-5	2,4-Dinitrophenol	2100	U	2100	990
121-14-2	2,4-Dinitrotoluene	210	U	210	44
606-20-2	2,6-Dinitrotoluene	210	U	210	25
91-58-7	2-Chloronaphthalene	210	U	210	35
95-57-8	2-Chlorophenol	410	U	410	39
91-57-6	2-Methylnaphthalene	210	U	210	43
95-48-7	2-Methylphenol	210	U	210	25
88-74-4	2-Nitroaniline	410	U	410	31
88-75-5	2-Nitrophenol	210	U	210	60
91-94-1	3,3'-Dichlorobenzidine	410	U	410	250
99-09-2	3-Nitroaniline	410	U	410	59
534-52-1	4,6-Dinitro-2-methylphenol	410	U	410	210
101-55-3	4-Bromophenyl phenyl ether	210	U	210	30
59-50-7	4-Chloro-3-methylphenol	210	U	210	53
106-47-8	4-Chloroaniline	210	U	210	53
7005-72-3	4-Chlorophenyl phenyl ether	210	U	210	26
106-44-5	4-Methylphenol	410	U	410	25
100-01-6	4-Nitroaniline	410	U	410	110
100-02-7	4-Nitrophenol	410	U	410	150
83-32-9	Acenaphthene	210	U	210	31
208-96-8	Acenaphthylene	210	U	210	28
98-86-2	Acetophenone	210	U	210	29
120-12-7	Anthracene	210	U	210	53
1912-24-9	Atrazine	210	U	210	74
100-52-7	Benzaldehyde	210	U	210	170
56-55-3	Benzo[a]anthracene	210	U	210	21
50-32-8	Benzo[a]pyrene	210	U	210	31
205-99-2	Benzo[b]fluoranthene	210	U	210	34
191-24-2	Benzo[g,h,i]perylene	210	U	210	23
207-08-9	Benzo[k]fluoranthene	210	U	210	28

FORM I
GC/MS SEMI VOA ORGANICS ANALYSIS DATA SHEET

Lab Name: Eurofins Buffalo | Job No.: 480-197134-1
SDG No.:
Client Sample ID: SC 3 | Lab Sample ID: 480-197134-3
Matrix: Solid | Lab File ID: V3157334.D
Analysis Method: 8270D | Date Collected: 04/21/2022 12:00
Extract. Method: 3550C | Date Extracted: 04/26/2022 16:02
Sample wt/vol: 30.27(g) | Date Analyzed: 04/28/2022 00:00
Con. Extract Vol.: 1(mL) | Dilution Factor: 1
Injection Volume: 1(uL) | Level: (low/med) Low
% Moisture: 21.1 | GPC Cleanup:(Y/N) N
Analysis Batch No.: 623451 | Units: ug/Kg

CAS NO.	COMPOUND NAME	RESULT	Q	RL	MDL
92-52-4	Biphenyl	210	U	210	31
108-60-1	bis (2-chloroisopropyl) ether	210	U	210	43
111-91-1	Bis(2-chloroethoxy)methane	210	U	210	45
111-44-4	Bis(2-chloroethyl)ether	210	U	210	28
117-81-7	Bis(2-ethylhexyl) phthalate	210	U	210	73
85-68-7	Butyl benzyl phthalate	210	U	210	35
105-60-2	Caprolactam	210	U	210	64
86-74-8	Carbazole	210	U	210	25
218-01-9	Chrysene	210	U	210	48
53-70-3	Dibenz(a,h)anthracene	210	U	210	38
132-64-9	Dibenzofuran	210	U	210	25
84-66-2	Diethyl phthalate	210	U	210	28
131-11-3	Dimethyl phthalate	210	U	210	25
84-74-2	Di-n-butyl phthalate	210	U	210	36
117-84-0	Di-n-octyl phthalate	210	U	210	25
206-44-0	Fluoranthene	210	U	210	23
86-73-7	Fluorene	210	U	210	25
118-74-1	Hexachlorobenzene	210	U	210	29
87-68-3	Hexachlorobutadiene	210	U	210	31
77-47-4	Hexachlorocyclopentadiene	210	U	210	29
67-72-1	Hexachloroethane	210	U	210	28
193-39-5	Indeno[1,2,3-cd]pyrene	210	U	210	26
78-59-1	Isophorone	210	U	210	45
91-20-3	Naphthalene	210	U	210	28
98-95-3	Nitrobenzene	210	U	210	24
621-64-7	N-Nitrosodi-n-propylamine	210	U	210	36
86-30-6	N-Nitrosodiphenylamine	210	U	210	170
87-86-5	Pentachlorophenol	410	U	410	210
85-01-8	Phenanthrene	210	U	210	31
108-95-2	Phenol	210	U	210	33
129-00-0	Pyrene	210	U	210	25

FORM I
GC/MS SEMI VOA ORGANICS ANALYSIS DATA SHEET

Lab Name: Eurofins Buffalo | Job No.: 480-197134-1
SDG No.:
Client Sample ID: SC 5 | Lab Sample ID: 480-197134-4
Matrix: Solid | Lab File ID: X21482243.D
Analysis Method: 8270D | Date Collected: 04/21/2022 12:00
Extract. Method: 3550C | Date Extracted: 04/26/2022 16:02
Sample wt/vol: 30.72(g) | Date Analyzed: 04/28/2022 13:41
Con. Extract Vol.: 1(mL) | Dilution Factor: 1
Injection Volume: 1(uL) | Level: (low/med) Low
% Moisture: 16.4 | GPC Cleanup:(Y/N) N
Analysis Batch No.: 623619 | Units: ug/Kg

CAS NO.	COMPOUND NAME	RESULT	Q	RL	MDL
95-95-4	2,4,5-Trichlorophenol	200	U	200	54
88-06-2	2,4,6-Trichlorophenol	200	U	200	40
120-83-2	2,4-Dichlorophenol	200	U	200	21
105-67-9	2,4-Dimethylphenol	200	U	200	48
51-28-5	2,4-Dinitrophenol	1900	U	1900	920
121-14-2	2,4-Dinitrotoluene	200	U	200	41
606-20-2	2,6-Dinitrotoluene	200	U	200	23
91-58-7	2-Chloronaphthalene	200	U	200	33
95-57-8	2-Chlorophenol	390	U	390	36
91-57-6	2-Methylnaphthalene	200	U	200	40
95-48-7	2-Methylphenol	200	U	200	23
88-74-4	2-Nitroaniline	390	U	390	29
88-75-5	2-Nitrophenol	200	U	200	56
91-94-1	3,3'-Dichlorobenzidine	390	U	390	230
99-09-2	3-Nitroaniline	390	U	390	55
534-52-1	4,6-Dinitro-2-methylphenol	390	U	390	200
101-55-3	4-Bromophenyl phenyl ether	200	U	200	28
59-50-7	4-Chloro-3-methylphenol	200	U	200	49
106-47-8	4-Chloroaniline	200	U	200	49
7005-72-3	4-Chlorophenyl phenyl ether	200	U	200	25
106-44-5	4-Methylphenol	390	U	390	23
100-01-6	4-Nitroaniline	390	U	390	100
100-02-7	4-Nitrophenol	390	U	390	140
83-32-9	Acenaphthene	200	U	200	29
208-96-8	Acenaphthylene	200	U	200	26
98-86-2	Acetophenone	200	U	200	27
120-12-7	Anthracene	200	U	200	49
1912-24-9	Atrazine	200	U	200	69
100-52-7	Benzaldehyde	200	U	200	160
56-55-3	Benzo[a]anthracene	200	U	200	20
50-32-8	Benzo[a]pyrene	200	U	200	29
205-99-2	Benzo[b]fluoranthene	200	U	200	32
191-24-2	Benzo[g,h,i]perylene	200	U	200	21
207-08-9	Benzo[k]fluoranthene	200	U	200	26

FORM I
GC/MS SEMI VOA ORGANICS ANALYSIS DATA SHEET

Lab Name: Eurofins Buffalo | Job No.: 480-197134-1
SDG No.:
Client Sample ID: SC 5 | Lab Sample ID: 480-197134-4
Matrix: Solid | Lab File ID: X21482243.D
Analysis Method: 8270D | Date Collected: 04/21/2022 12:00
Extract. Method: 3550C | Date Extracted: 04/26/2022 16:02
Sample wt/vol: 30.72(g) | Date Analyzed: 04/28/2022 13:41
Con. Extract Vol.: 1(mL) | Dilution Factor: 1
Injection Volume: 1(uL) | Level: (low/med) Low
% Moisture: 16.4 | GPC Cleanup:(Y/N) N
Analysis Batch No.: 623619 | Units: ug/Kg

CAS NO.	COMPOUND NAME	RESULT	Q	RL	MDL
92-52-4	Biphenyl	200	U	200	29
108-60-1	bis (2-chloroisopropyl) ether	200	U	200	40
111-91-1	Bis(2-chloroethoxy)methane	200	U	200	42
111-44-4	Bis(2-chloroethyl)ether	200	U	200	26
117-81-7	Bis(2-ethylhexyl) phthalate	200	U	200	68
85-68-7	Butyl benzyl phthalate	200	U	200	33
105-60-2	Caprolactam	200	U	200	60
86-74-8	Carbazole	200	U	200	23
218-01-9	Chrysene	200	U	200	44
53-70-3	Dibenz(a,h)anthracene	200	U	200	35
132-64-9	Dibenzofuran	200	U	200	23
84-66-2	Diethyl phthalate	200	U	200	26
131-11-3	Dimethyl phthalate	200	U	200	23
84-74-2	Di-n-butyl phthalate	200	U	200	34
117-84-0	Di-n-octyl phthalate	200	U	200	23
206-44-0	Fluoranthene	24	J	200	21
86-73-7	Fluorene	200	U	200	23
118-74-1	Hexachlorobenzene	200	U	200	27
87-68-3	Hexachlorobutadiene	200	U	200	29
77-47-4	Hexachlorocyclopentadiene	200	U	200	27
67-72-1	Hexachloroethane	200	U	200	26
193-39-5	Indeno[1,2,3-cd]pyrene	200	U	200	25
78-59-1	Isophorone	200	U	200	42
91-20-3	Naphthalene	200	U	200	26
98-95-3	Nitrobenzene	200	U	200	22
621-64-7	N-Nitrosodi-n-propylamine	200	U	200	34
86-30-6	N-Nitrosodiphenylamine	200	U	200	160
87-86-5	Pentachlorophenol	390	U	390	200
85-01-8	Phenanthrene	200	U	200	29
108-95-2	Phenol	200	U	200	30
129-00-0	Pyrene	25	J	200	23

FORM I
GC/MS SEMI VOA ORGANICS ANALYSIS DATA SHEET

Lab Name: Eurofins Buffalo | Job No.: 480-197134-1
SDG No.:
Client Sample ID: SC 6 | Lab Sample ID: 480-197134-5
Matrix: Solid | Lab File ID: V3157336.D
Analysis Method: 8270D | Date Collected: 04/22/2022 11:00
Extract. Method: 3550C | Date Extracted: 04/26/2022 16:02
Sample wt/vol: 30.57(g) | Date Analyzed: 04/28/2022 00:48
Con. Extract Vol.: 1(mL) | Dilution Factor: 1
Injection Volume: 1(uL) | Level: (low/med) Low
% Moisture: 15.3 | GPC Cleanup:(Y/N) N
Analysis Batch No.: 623451 | Units: ug/Kg

CAS NO.	COMPOUND NAME	RESULT	Q	RL	MDL
95-95-4	2,4,5-Trichlorophenol	200	U	200	53
88-06-2	2,4,6-Trichlorophenol	200	U	200	39
120-83-2	2,4-Dichlorophenol	200	U	200	21
105-67-9	2,4-Dimethylphenol	200	U	200	47
51-28-5	2,4-Dinitrophenol	1900	U	1900	910
121-14-2	2,4-Dinitrotoluene	200	U	200	41
606-20-2	2,6-Dinitrotoluene	200	U	200	23
91-58-7	2-Chloronaphthalene	200	U	200	32
95-57-8	2-Chlorophenol	380	U	380	36
91-57-6	2-Methylnaphthalene	200	U	200	39
95-48-7	2-Methylphenol	200	U	200	23
88-74-4	2-Nitroaniline	380	U	380	29
88-75-5	2-Nitrophenol	200	U	200	56
91-94-1	3,3'-Dichlorobenzidine	380	U	380	230
99-09-2	3-Nitroaniline	380	U	380	54
534-52-1	4,6-Dinitro-2-methylphenol	380	U	380	200
101-55-3	4-Bromophenyl phenyl ether	200	U	200	28
59-50-7	4-Chloro-3-methylphenol	200	U	200	49
106-47-8	4-Chloroaniline	200	U	200	49
7005-72-3	4-Chlorophenyl phenyl ether	200	U	200	24
106-44-5	4-Methylphenol	380	U	380	23
100-01-6	4-Nitroaniline	380	U	380	100
100-02-7	4-Nitrophenol	380	U	380	140
83-32-9	Acenaphthene	200	U	200	29
208-96-8	Acenaphthylene	200	U	200	25
98-86-2	Acetophenone	200	U	200	27
120-12-7	Anthracene	200	U	200	49
1912-24-9	Atrazine	200	U	200	68
100-52-7	Benzaldehyde	200	U	200	160
56-55-3	Benzo[a]anthracene	100	J	200	20
50-32-8	Benzo[a]pyrene	90	J	200	29
205-99-2	Benzo[b]fluoranthene	120	J	200	31
191-24-2	Benzo[g,h,i]perylene	74	J	200	21
207-08-9	Benzo[k]fluoranthene	51	J	200	25

FORM I
GC/MS SEMI VOA ORGANICS ANALYSIS DATA SHEET

Lab Name: Eurofins Buffalo | Job No.: 480-197134-1
SDG No.:
Client Sample ID: SC 6 | Lab Sample ID: 480-197134-5
Matrix: Solid | Lab File ID: V3157336.D
Analysis Method: 8270D | Date Collected: 04/22/2022 11:00
Extract. Method: 3550C | Date Extracted: 04/26/2022 16:02
Sample wt/vol: 30.57(g) | Date Analyzed: 04/28/2022 00:48
Con. Extract Vol.: 1(mL) | Dilution Factor: 1
Injection Volume: 1(uL) | Level: (low/med) Low
% Moisture: 15.3 | GPC Cleanup:(Y/N) N
Analysis Batch No.: 623451 | Units: ug/Kg

CAS NO.	COMPOUND NAME	RESULT	Q	RL	MDL
92-52-4	Biphenyl	200	U	200	29
108-60-1	bis (2-chloroisopropyl) ether	200	U	200	39
111-91-1	Bis(2-chloroethoxy)methane	200	U	200	42
111-44-4	Bis(2-chloroethyl)ether	200	U	200	25
117-81-7	Bis(2-ethylhexyl) phthalate	150	J	200	67
85-68-7	Butyl benzyl phthalate	870		200	32
105-60-2	Caprolactam	200	U	200	59
86-74-8	Carbazole	200	U	200	23
218-01-9	Chrysene	110	J	200	44
53-70-3	Dibenz(a,h)anthracene	200	U	200	35
132-64-9	Dibenzofuran	200	U	200	23
84-66-2	Diethyl phthalate	200	U	200	25
131-11-3	Dimethyl phthalate	200	U	200	23
84-74-2	Di-n-butyl phthalate	200	U	200	34
117-84-0	Di-n-octyl phthalate	200	U	200	23
206-44-0	Fluoranthene	160	J	200	21
86-73-7	Fluorene	200	U	200	23
118-74-1	Hexachlorobenzene	200	U	200	27
87-68-3	Hexachlorobutadiene	200	U	200	29
77-47-4	Hexachlorocyclopentadiene	200	U	200	27
67-72-1	Hexachloroethane	200	U	200	25
193-39-5	Indeno[1,2,3-cd]pyrene	65	J	200	24
78-59-1	Isophorone	200	U	200	42
91-20-3	Naphthalene	200	U	200	25
98-95-3	Nitrobenzene	200	U	200	22
621-64-7	N-Nitrosodi-n-propylamine	200	U	200	34
86-30-6	N-Nitrosodiphenylamine	200	U	200	160
87-86-5	Pentachlorophenol	380	U	380	200
85-01-8	Phenanthrene	100	J	200	29
108-95-2	Phenol	200	U	200	30
129-00-0	Pyrene	190	J	200	23

FORM I
GC/MS SEMI VOA ORGANICS ANALYSIS DATA SHEET

Lab Name: Eurofins Buffalo | Job No.: 480-197134-1
SDG No.:
Client Sample ID: SC 7 | Lab Sample ID: 480-197134-6
Matrix: Solid | Lab File ID: V3157337.D
Analysis Method: 8270D | Date Collected: 04/22/2022 11:00
Extract. Method: 3550C | Date Extracted: 04/26/2022 16:02
Sample wt/vol: 30.45(g) | Date Analyzed: 04/28/2022 01:12
Con. Extract Vol.: 1(mL) | Dilution Factor: 1
Injection Volume: 1(uL) | Level: (low/med) Low
% Moisture: 17.2 | GPC Cleanup:(Y/N) N
Analysis Batch No.: 623451 | Units: ug/Kg

CAS NO.	COMPOUND NAME	RESULT	Q	RL	MDL
95-95-4	2,4,5-Trichlorophenol	200	U	200	55
88-06-2	2,4,6-Trichlorophenol	200	U	200	40
120-83-2	2,4-Dichlorophenol	200	U	200	21
105-67-9	2,4-Dimethylphenol	200	U	200	49
51-28-5	2,4-Dinitrophenol	2000	U	2000	930
121-14-2	2,4-Dinitrotoluene	200	U	200	42
606-20-2	2,6-Dinitrotoluene	200	U	200	24
91-58-7	2-Chloronaphthalene	200	U	200	33
95-57-8	2-Chlorophenol	390	U	390	37
91-57-6	2-Methylnaphthalene	200	U	200	40
95-48-7	2-Methylphenol	200	U	200	24
88-74-4	2-Nitroaniline	390	U	390	30
88-75-5	2-Nitrophenol	200	U	200	57
91-94-1	3,3'-Dichlorobenzidine	390	U	390	240
99-09-2	3-Nitroaniline	390	U	390	56
534-52-1	4,6-Dinitro-2-methylphenol	390	U	390	200
101-55-3	4-Bromophenyl phenyl ether	200	U	200	29
59-50-7	4-Chloro-3-methylphenol	200	U	200	50
106-47-8	4-Chloroaniline	200	U	200	50
7005-72-3	4-Chlorophenyl phenyl ether	200	U	200	25
106-44-5	4-Methylphenol	390	U	390	24
100-01-6	4-Nitroaniline	390	U	390	110
100-02-7	4-Nitrophenol	390	U	390	140
83-32-9	Acenaphthene	200	U	200	30
208-96-8	Acenaphthylene	200	U	200	26
98-86-2	Acetophenone	200	U	200	27
120-12-7	Anthracene	200	U	200	50
1912-24-9	Atrazine	200	U	200	70
100-52-7	Benzaldehyde	200	U	200	160
56-55-3	Benzo[a]anthracene	200	U	200	20
50-32-8	Benzo[a]pyrene	200	U	200	30
205-99-2	Benzo[b]fluoranthene	200	U	200	32
191-24-2	Benzo[g,h,i]perylene	200	U	200	21
207-08-9	Benzo[k]fluoranthene	200	U	200	26

FORM I
GC/MS SEMI VOA ORGANICS ANALYSIS DATA SHEET

Lab Name: Eurofins Buffalo | Job No.: 480-197134-1
SDG No.:
Client Sample ID: SC 7 | Lab Sample ID: 480-197134-6
Matrix: Solid | Lab File ID: V3157337.D
Analysis Method: 8270D | Date Collected: 04/22/2022 11:00
Extract. Method: 3550C | Date Extracted: 04/26/2022 16:02
Sample wt/vol: 30.45(g) | Date Analyzed: 04/28/2022 01:12
Con. Extract Vol.: 1(mL) | Dilution Factor: 1
Injection Volume: 1(uL) | Level: (low/med) Low
% Moisture: 17.2 | GPC Cleanup:(Y/N) N
Analysis Batch No.: 623451 | Units: ug/Kg

CAS NO.	COMPOUND NAME	RESULT	Q	RL	MDL
92-52-4	Biphenyl	200	U	200	30
108-60-1	bis (2-chloroisopropyl) ether	200	U	200	40
111-91-1	Bis(2-chloroethoxy)methane	200	U	200	43
111-44-4	Bis(2-chloroethyl)ether	200	U	200	26
117-81-7	Bis(2-ethylhexyl) phthalate	200	U	200	69
85-68-7	Butyl benzyl phthalate	200	U	200	33
105-60-2	Caprolactam	200	U	200	61
86-74-8	Carbazole	200	U	200	24
218-01-9	Chrysene	200	U	200	45
53-70-3	Dibenz(a,h)anthracene	200	U	200	36
132-64-9	Dibenzofuran	200	U	200	24
84-66-2	Diethyl phthalate	200	U	200	26
131-11-3	Dimethyl phthalate	200	U	200	24
84-74-2	Di-n-butyl phthalate	200	U	200	34
117-84-0	Di-n-octyl phthalate	200	U	200	24
206-44-0	Fluoranthene	200	U	200	21
86-73-7	Fluorene	200	U	200	24
118-74-1	Hexachlorobenzene	200	U	200	27
87-68-3	Hexachlorobutadiene	200	U	200	30
77-47-4	Hexachlorocyclopentadiene	200	U	200	27
67-72-1	Hexachloroethane	200	U	200	26
193-39-5	Indeno[1,2,3-cd]pyrene	200	U	200	25
78-59-1	Isophorone	200	U	200	43
91-20-3	Naphthalene	200	U	200	26
98-95-3	Nitrobenzene	200	U	200	23
621-64-7	N-Nitrosodi-n-propylamine	200	U	200	34
86-30-6	N-Nitrosodiphenylamine	200	U	200	160
87-86-5	Pentachlorophenol	390	U	390	200
85-01-8	Phenanthrene	200	U	200	30
108-95-2	Phenol	200	U	200	31
129-00-0	Pyrene	200	U	200	24

FORM I
GC/MS SEMI VOA ORGANICS ANALYSIS DATA SHEET

Lab Name: Eurofins Buffalo
Job No.: 480-197134-1
SDG No.:
Client Sample ID: SC 9
Lab Sample ID: 480-197134-7
Matrix: Solid
Lab File ID: X21482244.D
Analysis Method: 8270D
Date Collected: 04/22/2022 11:00
Extract. Method: 3550C
Date Extracted: 04/26/2022 16:02
Sample wt/vol: 30.25(g)
Date Analyzed: 04/28/2022 14:05
Con. Extract Vol.: 1(mL)
Dilution Factor: 1
Injection Volume: 1(uL)
Level: (low/med) Low
% Moisture: 18.3
GPC Cleanup:(Y/N) N
Analysis Batch No.: 623619
Units: ug/Kg

CAS NO.	COMPOUND NAME	RESULT	Q	RL	MDL
95-95-4	2,4,5-Trichlorophenol	210	U	210	56
88-06-2	2,4,6-Trichlorophenol	210	U	210	41
120-83-2	2,4-Dichlorophenol	210	U	210	22
105-67-9	2,4-Dimethylphenol	210	U	210	50
51-28-5	2,4-Dinitrophenol	2000	U	2000	950
121-14-2	2,4-Dinitrotoluene	210	U	210	42
606-20-2	2,6-Dinitrotoluene	210	U	210	24
91-58-7	2-Chloronaphthalene	210	U	210	34
95-57-8	2-Chlorophenol	400	U	400	38
91-57-6	2-Methylnaphthalene	210	U	210	41
95-48-7	2-Methylphenol	210	U	210	24
88-74-4	2-Nitroaniline	400	U	400	30
88-75-5	2-Nitrophenol	210	U	210	58
91-94-1	3,3'-Dichlorobenzidine	400	U	400	240
99-09-2	3-Nitroaniline	400	U	400	57
534-52-1	4,6-Dinitro-2-methylphenol	400	U	400	210
101-55-3	4-Bromophenyl phenyl ether	210	U	210	29
59-50-7	4-Chloro-3-methylphenol	210	U	210	51
106-47-8	4-Chloroaniline	210	U	210	51
7005-72-3	4-Chlorophenyl phenyl ether	210	U	210	25
106-44-5	4-Methylphenol	400	U	400	24
100-01-6	4-Nitroaniline	400	U	400	110
100-02-7	4-Nitrophenol	400	U	400	140
83-32-9	Acenaphthene	210	U	210	30
208-96-8	Acenaphthylene	210	U	210	27
98-86-2	Acetophenone	210	U	210	28
120-12-7	Anthracene	210	U	210	51
1912-24-9	Atrazine	210	U	210	72
100-52-7	Benzaldehyde	210	U	210	160
56-55-3	Benzo[a]anthracene	50	J	210	21
50-32-8	Benzo[a]pyrene	49	J	210	30
205-99-2	Benzo[b]fluoranthene	75	J	210	33
191-24-2	Benzo[g,h,i]perylene	30	J	210	22
207-08-9	Benzo[k]fluoranthene	28	J	210	27

FORM I
GC/MS SEMI VOA ORGANICS ANALYSIS DATA SHEET

Lab Name: Eurofins Buffalo | Job No.: 480-197134-1
SDG No.:
Client Sample ID: SC 9 | Lab Sample ID: 480-197134-7
Matrix: Solid | Lab File ID: X21482244.D
Analysis Method: 8270D | Date Collected: 04/22/2022 11:00
Extract. Method: 3550C | Date Extracted: 04/26/2022 16:02
Sample wt/vol: 30.25(g) | Date Analyzed: 04/28/2022 14:05
Con. Extract Vol.: 1(mL) | Dilution Factor: 1
Injection Volume: 1(uL) | Level: (low/med) Low
% Moisture: 18.3 | GPC Cleanup:(Y/N) N
Analysis Batch No.: 623619 | Units: ug/Kg

CAS NO.	COMPOUND NAME	RESULT	Q	RL	MDL
92-52-4	Biphenyl	210	U	210	30
108-60-1	bis (2-chloroisopropyl) ether	210	U	210	41
111-91-1	Bis(2-chloroethoxy)methane	210	U	210	44
111-44-4	Bis(2-chloroethyl)ether	210	U	210	27
117-81-7	Bis(2-ethylhexyl) phthalate	210	U	210	70
85-68-7	Butyl benzyl phthalate	210	U	210	34
105-60-2	Caprolactam	210	U	210	62
86-74-8	Carbazole	210	U	210	24
218-01-9	Chrysene	58	J	210	46
53-70-3	Dibenz(a,h)anthracene	210	U	210	36
132-64-9	Dibenzofuran	210	U	210	24
84-66-2	Diethyl phthalate	210	U	210	27
131-11-3	Dimethyl phthalate	210	U	210	24
84-74-2	Di-n-butyl phthalate	210	U	210	35
117-84-0	Di-n-octyl phthalate	210	U	210	24
206-44-0	Fluoranthene	91	J	210	22
86-73-7	Fluorene	210	U	210	24
118-74-1	Hexachlorobenzene	210	U	210	28
87-68-3	Hexachlorobutadiene	210	U	210	30
77-47-4	Hexachlorocyclopentadiene	210	U	210	28
67-72-1	Hexachloroethane	210	U	210	27
193-39-5	Indeno[1,2,3-cd]pyrene	210	U	210	25
78-59-1	Isophorone	210	U	210	44
91-20-3	Naphthalene	210	U	210	27
98-95-3	Nitrobenzene	210	U	210	23
621-64-7	N-Nitrosodi-n-propylamine	210	U	210	35
86-30-6	N-Nitrosodiphenylamine	210	U	210	170
87-86-5	Pentachlorophenol	400	U	400	210
85-01-8	Phenanthrene	41	J	210	30
108-95-2	Phenol	210	U	210	32
129-00-0	Pyrene	88	J	210	24

FORM I
GC/MS SEMI VOA ORGANICS ANALYSIS DATA SHEET

Lab Name: Eurofins Buffalo | Job No.: 480-197134-1
SDG No.:
Client Sample ID: SC 10 | Lab Sample ID: 480-197134-8
Matrix: Solid | Lab File ID: V3157339.D
Analysis Method: 8270D | Date Collected: 04/22/2022 11:00
Extract. Method: 3550C | Date Extracted: 04/26/2022 16:02
Sample wt/vol: 30.18(g) | Date Analyzed: 04/28/2022 02:00
Con. Extract Vol.: 1(mL) | Dilution Factor: 1
Injection Volume: 1(uL) | Level: (low/med) Low
% Moisture: 15.9 | GPC Cleanup:(Y/N) N
Analysis Batch No.: 623451 | Units: ug/Kg

CAS NO.	COMPOUND NAME	RESULT	Q	RL	MDL
95-95-4	2,4,5-Trichlorophenol	200	U	200	54
88-06-2	2,4,6-Trichlorophenol	200	U	200	40
120-83-2	2,4-Dichlorophenol	200	U	200	21
105-67-9	2,4-Dimethylphenol	200	U	200	48
51-28-5	2,4-Dinitrophenol	2000	U	2000	930
121-14-2	2,4-Dinitrotoluene	200	U	200	41
606-20-2	2,6-Dinitrotoluene	200	U	200	24
91-58-7	2-Chloronaphthalene	200	U	200	33
95-57-8	2-Chlorophenol	390	U	390	37
91-57-6	2-Methylnaphthalene	200	U	200	40
95-48-7	2-Methylphenol	200	U	200	24
88-74-4	2-Nitroaniline	390	U	390	30
88-75-5	2-Nitrophenol	200	U	200	57
91-94-1	3,3'-Dichlorobenzidine	390	U	390	240
99-09-2	3-Nitroaniline	390	U	390	56
534-52-1	4,6-Dinitro-2-methylphenol	390	U	390	200
101-55-3	4-Bromophenyl phenyl ether	200	U	200	28
59-50-7	4-Chloro-3-methylphenol	200	U	200	50
106-47-8	4-Chloroaniline	200	U	200	50
7005-72-3	4-Chlorophenyl phenyl ether	200	U	200	25
106-44-5	4-Methylphenol	390	U	390	24
100-01-6	4-Nitroaniline	390	U	390	110
100-02-7	4-Nitrophenol	390	U	390	140
83-32-9	Acenaphthene	200	U	200	30
208-96-8	Acenaphthylene	200	U	200	26
98-86-2	Acetophenone	200	U	200	27
120-12-7	Anthracene	200	U	200	50
1912-24-9	Atrazine	200	U	200	70
100-52-7	Benzaldehyde	200	U	200	160
56-55-3	Benzo[a]anthracene	200	U	200	20
50-32-8	Benzo[a]pyrene	200	U	200	30
205-99-2	Benzo[b]fluoranthene	200	U	200	32
191-24-2	Benzo[g,h,i]perylene	200	U	200	21
207-08-9	Benzo[k]fluoranthene	200	U	200	26

FORM I
GC/MS SEMI VOA ORGANICS ANALYSIS DATA SHEET

Lab Name: Eurofins Buffalo | Job No.: 480-197134-1
SDG No.:
Client Sample ID: SC 10 | Lab Sample ID: 480-197134-8
Matrix: Solid | Lab File ID: V3157339.D
Analysis Method: 8270D | Date Collected: 04/22/2022 11:00
Extract. Method: 3550C | Date Extracted: 04/26/2022 16:02
Sample wt/vol: 30.18(g) | Date Analyzed: 04/28/2022 02:00
Con. Extract Vol.: 1(mL) | Dilution Factor: 1
Injection Volume: 1(uL) | Level: (low/med) Low
% Moisture: 15.9 | GPC Cleanup:(Y/N) N
Analysis Batch No.: 623451 | Units: ug/Kg

CAS NO.	COMPOUND NAME	RESULT	Q	RL	MDL
92-52-4	Biphenyl	200	U	200	30
108-60-1	bis (2-chloroisopropyl) ether	200	U	200	40
111-91-1	Bis(2-chloroethoxy)methane	200	U	200	43
111-44-4	Bis(2-chloroethyl)ether	200	U	200	26
117-81-7	Bis(2-ethylhexyl) phthalate	200	U	200	69
85-68-7	Butyl benzyl phthalate	200	U	200	33
105-60-2	Caprolactam	200	U	200	60
86-74-8	Carbazole	200	U	200	24
218-01-9	Chrysene	200	U	200	45
53-70-3	Dibenz(a,h)anthracene	200	U	200	35
132-64-9	Dibenzofuran	200	U	200	24
84-66-2	Diethyl phthalate	200	U	200	26
131-11-3	Dimethyl phthalate	200	U	200	24
84-74-2	Di-n-butyl phthalate	200	U	200	34
117-84-0	Di-n-octyl phthalate	200	U	200	24
206-44-0	Fluoranthene	200	U	200	21
86-73-7	Fluorene	200	U	200	24
118-74-1	Hexachlorobenzene	200	U	200	27
87-68-3	Hexachlorobutadiene	200	U	200	30
77-47-4	Hexachlorocyclopentadiene	200	U	200	27
67-72-1	Hexachloroethane	200	U	200	26
193-39-5	Indeno[1,2,3-cd]pyrene	200	U	200	25
78-59-1	Isophorone	200	U	200	43
91-20-3	Naphthalene	200	U	200	26
98-95-3	Nitrobenzene	200	U	200	22
621-64-7	N-Nitrosodi-n-propylamine	200	U	200	34
86-30-6	N-Nitrosodiphenylamine	200	U	200	160
87-86-5	Pentachlorophenol	390	U	390	200
85-01-8	Phenanthrene	200	U	200	30
108-95-2	Phenol	200	U	200	31
129-00-0	Pyrene	200	U	200	24

FORM I
GC/MS SEMI VOA ORGANICS ANALYSIS DATA SHEET

Lab Name: Eurofins Buffalo | Job No.: 480-197134-1
SDG No.:
Client Sample ID: SD 10 | Lab Sample ID: 480-197134-9
Matrix: Solid | Lab File ID: V3157340.D
Analysis Method: 8270D | Date Collected: 04/22/2022 11:00
Extract. Method: 3550C | Date Extracted: 04/26/2022 16:02
Sample wt/vol: 30.78(g) | Date Analyzed: 04/28/2022 02:24
Con. Extract Vol.: 1(mL) | Dilution Factor: 1
Injection Volume: 1(uL) | Level: (low/med) Low
% Moisture: 21.9 | GPC Cleanup:(Y/N) N
Analysis Batch No.: 623451 | Units: ug/Kg

CAS NO.	COMPOUND NAME	RESULT	Q	RL	MDL
95-95-4	2,4,5-Trichlorophenol	210	U	210	57
88-06-2	2,4,6-Trichlorophenol	210	U	210	42
120-83-2	2,4-Dichlorophenol	210	U	210	22
105-67-9	2,4-Dimethylphenol	210	U	210	51
51-28-5	2,4-Dinitrophenol	2100	U	2100	980
121-14-2	2,4-Dinitrotoluene	210	U	210	44
606-20-2	2,6-Dinitrotoluene	210	U	210	25
91-58-7	2-Chloronaphthalene	210	U	210	35
95-57-8	2-Chlorophenol	410	U	410	39
91-57-6	2-Methylnaphthalene	210	U	210	42
95-48-7	2-Methylphenol	210	U	210	25
88-74-4	2-Nitroaniline	410	U	410	31
88-75-5	2-Nitrophenol	210	U	210	60
91-94-1	3,3'-Dichlorobenzidine	410	U	410	250
99-09-2	3-Nitroaniline	410	U	410	59
534-52-1	4,6-Dinitro-2-methylphenol	410	U	410	210
101-55-3	4-Bromophenyl phenyl ether	210	U	210	30
59-50-7	4-Chloro-3-methylphenol	210	U	210	52
106-47-8	4-Chloroaniline	210	U	210	52
7005-72-3	4-Chlorophenyl phenyl ether	210	U	210	26
106-44-5	4-Methylphenol	410	U	410	25
100-01-6	4-Nitroaniline	410	U	410	110
100-02-7	4-Nitrophenol	410	U	410	150
83-32-9	Acenaphthene	210	U	210	31
208-96-8	Acenaphthylene	210	U	210	27
98-86-2	Acetophenone	210	U	210	29
120-12-7	Anthracene	210	U	210	52
1912-24-9	Atrazine	210	U	210	74
100-52-7	Benzaldehyde	210	U	210	170
56-55-3	Benzo[a]anthracene	210	U	210	21
50-32-8	Benzo[a]pyrene	210	U	210	31
205-99-2	Benzo[b]fluoranthene	210	U	210	34
191-24-2	Benzo[g,h,i]perylene	210	U	210	22
207-08-9	Benzo[k]fluoranthene	210	U	210	27

FORM I
GC/MS SEMI VOA ORGANICS ANALYSIS DATA SHEET

Lab Name: Eurofins Buffalo | Job No.: 480-197134-1
SDG No.:
Client Sample ID: SD 10 | Lab Sample ID: 480-197134-9
Matrix: Solid | Lab File ID: V3157340.D
Analysis Method: 8270D | Date Collected: 04/22/2022 11:00
Extract. Method: 3550C | Date Extracted: 04/26/2022 16:02
Sample wt/vol: 30.78(g) | Date Analyzed: 04/28/2022 02:24
Con. Extract Vol.: 1(mL) | Dilution Factor: 1
Injection Volume: 1(uL) | Level: (low/med) Low
% Moisture: 21.9 | GPC Cleanup:(Y/N) N
Analysis Batch No.: 623451 | Units: ug/Kg

CAS NO.	COMPOUND NAME	RESULT	Q	RL	MDL
92-52-4	Biphenyl	210	U	210	31
108-60-1	bis (2-chloroisopropyl) ether	210	U	210	42
111-91-1	Bis(2-chloroethoxy)methane	210	U	210	45
111-44-4	Bis(2-chloroethyl)ether	210	U	210	27
117-81-7	Bis(2-ethylhexyl) phthalate	210	U	210	72
85-68-7	Butyl benzyl phthalate	210	U	210	35
105-60-2	Caprolactam	210	U	210	64
86-74-8	Carbazole	210	U	210	25
218-01-9	Chrysene	210	U	210	47
53-70-3	Dibenz(a,h)anthracene	210	U	210	37
132-64-9	Dibenzofuran	210	U	210	25
84-66-2	Diethyl phthalate	210	U	210	27
131-11-3	Dimethyl phthalate	210	U	210	25
84-74-2	Di-n-butyl phthalate	210	U	210	36
117-84-0	Di-n-octyl phthalate	210	U	210	25
206-44-0	Fluoranthene	210	U	210	22
86-73-7	Fluorene	210	U	210	25
118-74-1	Hexachlorobenzene	210	U	210	29
87-68-3	Hexachlorobutadiene	210	U	210	31
77-47-4	Hexachlorocyclopentadiene	210	U	210	29
67-72-1	Hexachloroethane	210	U	210	27
193-39-5	Indeno[1,2,3-cd]pyrene	210	U	210	26
78-59-1	Isophorone	210	U	210	45
91-20-3	Naphthalene	210	U	210	27
98-95-3	Nitrobenzene	210	U	210	24
621-64-7	N-Nitrosodi-n-propylamine	210	U	210	36
86-30-6	N-Nitrosodiphenylamine	210	U	210	170
87-86-5	Pentachlorophenol	410	U	410	210
85-01-8	Phenanthrene	210	U	210	31
108-95-2	Phenol	210	U	210	32
129-00-0	Pyrene	210	U	210	25

METALS

COVER PAGE
METALS

Lab Name: Eurofins Buffalo Job Number: 480-197134-1

SDG No.:

Project: Pilgrim Village Senior

Client Sample ID	Lab Sample ID
SC 1	480-197134-1
SC 2	480-197134-2
SC 3	480-197134-3
SC 5	480-197134-4
SC 6	480-197134-5
SC 7	480-197134-6
SC 9	480-197134-7
SC 10	480-197134-8
SD 10	480-197134-9

Comments:

1A-IN
INORGANIC ANALYSIS DATA SHEET
METALS

Client Sample ID: SC 1
Lab Sample ID: 480-197134-1
Lab Name: Eurofins Buffalo
Job No.: 480-197134-1
SDG ID.:
Matrix: Solid
Date Sampled: 04/21/2022 12:00
Reporting Basis: DRY
Date Received: 04/22/2022 12:20
% Solids: 81.4

CAS No.	Analyte	Result	RL	MDL	Units	C	Q	DIL	Method
7440-38-2	Arsenic	9.6	2.6	0.52	mg/Kg			1	6010C
7440-39-3	Barium	224	0.65	0.14	mg/Kg			1	6010C
7440-50-8	Copper	6.5	1.3	0.27	mg/Kg			1	6010C
7439-92-1	Lead	14.9	1.3	0.31	mg/Kg			1	6010C
7440-66-6	Zinc	83.9	2.6	0.83	mg/Kg			1	6010C
7439-97-6	Mercury	0.041	0.025	0.0057	mg/Kg			1	7471B

1A-IN
INORGANIC ANALYSIS DATA SHEET
METALS

Client Sample ID: SC 2

Lab Sample ID: 480-197134-2

Lab Name: Eurofins Buffalo

Job No.: 480-197134-1

SDG ID.:

Matrix: Solid

Date Sampled: 04/21/2022 12:00

Reporting Basis: DRY

Date Received: 04/22/2022 12:20

% Solids: 81.3

CAS No.	Analyte	Result	RL	MDL	Units	C	Q	DIL	Method	
7440-38-2	Arsenic	10.7	2.4	0.49	mg/Kg			1	6010C	
7440-39-3	Barium	250	0.61	0.13	mg/Kg			1	6010C	J
7440-50-8	Copper	23.0	1.2	0.26	mg/Kg			1	6010C	
7439-92-1	Lead	21.9	1.2	0.29	mg/Kg			1	6010C	
7440-66-6	Zinc	68.4	2.4	0.78	mg/Kg			1	6010C	J
7439-97-6	Mercury	0.019	0.024	0.0054	mg/Kg	J		1	7471B	

MKP 5/31/2022

1A-IN
INORGANIC ANALYSIS DATA SHEET
METALS

Client Sample ID: SC 3
Lab Sample ID: 480-197134-3
Lab Name: Eurofins Buffalo
Job No.: 480-197134-1
SDG ID.:
Matrix: Solid
Date Sampled: 04/21/2022 12:00
Reporting Basis: DRY
Date Received: 04/22/2022 12:20
% Solids: 78.9

CAS No.	Analyte	Result	RL	MDL	Units	C	Q	DIL	Method
7440-38-2	Arsenic	8.0	2.5	0.50	mg/Kg			1	6010C
7440-39-3	Barium	181	0.62	0.14	mg/Kg			1	6010C
7440-50-8	Copper	22.0	1.2	0.26	mg/Kg			1	6010C
7439-92-1	Lead	66.1	1.2	0.30	mg/Kg			1	6010C
7440-66-6	Zinc	85.8	2.5	0.79	mg/Kg			1	6010C
7439-97-6	Mercury	0.036	0.024	0.0054	mg/Kg			1	7471B

1A-IN
INORGANIC ANALYSIS DATA SHEET
METALS

Client Sample ID: SC 5
Lab Sample ID: 480-197134-4
Lab Name: Eurofins Buffalo
Job No.: 480-197134-1
SDG ID.:
Matrix: Solid
Date Sampled: 04/21/2022 12:00
Reporting Basis: DRY
Date Received: 04/22/2022 12:20
% Solids: 83.6

CAS No.	Analyte	Result	RL	MDL	Units	C	Q	DIL	Method
7440-38-2	Arsenic	10.1	2.5	0.50	mg/Kg			1	6010C
7440-39-3	Barium	97.9	0.62	0.14	mg/Kg			1	6010C
7440-50-8	Copper	8.7	1.2	0.26	mg/Kg			1	6010C
7439-92-1	Lead	29.3	1.2	0.30	mg/Kg			1	6010C
7440-66-6	Zinc	92.4	2.5	0.80	mg/Kg			1	6010C
7439-97-6	Mercury	0.073	0.023	0.0052	mg/Kg			1	7471B

1A-IN
INORGANIC ANALYSIS DATA SHEET
METALS

Client Sample ID: SC 6
Lab Sample ID: 480-197134-5
Lab Name: Eurofins Buffalo
Job No.: 480-197134-1
SDG ID.:
Matrix: Solid
Date Sampled: 04/22/2022 11:00
Reporting Basis: DRY
Date Received: 04/22/2022 12:20
% Solids: 84.7

CAS No.	Analyte	Result	RL	MDL	Units	C	Q	DIL	Method
7440-38-2	Arsenic	8.8	2.4	0.49	mg/Kg			1	6010C
7440-39-3	Barium	120	0.61	0.13	mg/Kg			1	6010C
7440-50-8	Copper	20.9	1.2	0.26	mg/Kg			1	6010C
7439-92-1	Lead	167	1.2	0.29	mg/Kg			1	6010C
7440-66-6	Zinc	226	2.4	0.78	mg/Kg			1	6010C
7439-97-6	Mercury	0.36	0.024	0.0056	mg/Kg			1	7471B

1A-IN
INORGANIC ANALYSIS DATA SHEET
METALS

Client Sample ID: SC 7
Lab Sample ID: 480-197134-6
Lab Name: Eurofins Buffalo
Job No.: 480-197134-1
SDG ID.:
Matrix: Solid
Date Sampled: 04/22/2022 11:00
Reporting Basis: DRY
Date Received: 04/22/2022 12:20
% Solids: 82.8

CAS No.	Analyte	Result	RL	MDL	Units	C	Q	DIL	Method
7440-38-2	Arsenic	6.7	2.5	0.50	mg/Kg			1	6010C
7440-39-3	Barium	76.5	0.62	0.14	mg/Kg			1	6010C
7440-50-8	Copper	14.9	1.2	0.26	mg/Kg			1	6010C
7439-92-1	Lead	20.6	1.2	0.30	mg/Kg			1	6010C
7440-66-6	Zinc	99.0	2.5	0.80	mg/Kg			1	6010C
7439-97-6	Mercury	0.043	0.022	0.0052	mg/Kg			1	7471B

1A-IN
INORGANIC ANALYSIS DATA SHEET
METALS

Client Sample ID: SC 9
Lab Sample ID: 480-197134-7
Lab Name: Eurofins Buffalo
Job No.: 480-197134-1
SDG ID.:
Matrix: Solid
Date Sampled: 04/22/2022 11:00
Reporting Basis: DRY
Date Received: 04/22/2022 12:20
% Solids: 81.7

CAS No.	Analyte	Result	RL	MDL	Units	C	Q	DIL	Method
7440-38-2	Arsenic	4.8	2.5	0.50	mg/Kg			1	6010C
7440-39-3	Barium	74.5	0.63	0.14	mg/Kg			1	6010C
7440-50-8	Copper	15.0	1.3	0.26	mg/Kg			1	6010C
7439-92-1	Lead	111	1.3	0.30	mg/Kg			1	6010C
7440-66-6	Zinc	99.8	2.5	0.80	mg/Kg			1	6010C
7439-97-6	Mercury	0.083	0.024	0.0056	mg/Kg			1	7471B

1A-IN
INORGANIC ANALYSIS DATA SHEET
METALS

Client Sample ID: SC 10
Lab Sample ID: 480-197134-8
Lab Name: Eurofins Buffalo
Job No.: 480-197134-1
SDG ID.:
Matrix: Solid
Date Sampled: 04/22/2022 11:00
Reporting Basis: DRY
Date Received: 04/22/2022 12:20
% Solids: 84.1

CAS No.	Analyte	Result	RL	MDL	Units	C	Q	DIL	Method
7440-38-2	Arsenic	4.9	2.5	0.50	mg/Kg			1	6010C
7440-39-3	Barium	114	0.62	0.14	mg/Kg			1	6010C
7440-50-8	Copper	16.3	1.2	0.26	mg/Kg			1	6010C
7439-92-1	Lead	31.9	1.2	0.30	mg/Kg			1	6010C
7440-66-6	Zinc	73.3	2.5	0.80	mg/Kg			1	6010C
7439-97-6	Mercury	0.12	0.024	0.0055	mg/Kg			1	7471B

1A-IN
INORGANIC ANALYSIS DATA SHEET
METALS

Client Sample ID: SD 10

Lab Sample ID: 480-197134-9

Lab Name: Eurofins Buffalo

Job No.: 480-197134-1

SDG ID.:

Matrix: Solid

Date Sampled: 04/22/2022 11:00

Reporting Basis: DRY

Date Received: 04/22/2022 12:20

% Solids: 78.1

CAS No.	Analyte	Result	RL	MDL	Units	C	Q	DIL	Method
7440-38-2	Arsenic	8.7	2.4	0.49	mg/Kg			1	6010C
7440-39-3	Barium	120	0.61	0.13	mg/Kg			1	6010C
7440-50-8	Copper	20.6	1.2	0.26	mg/Kg			1	6010C
7439-92-1	Lead	35.4	1.2	0.29	mg/Kg			1	6010C
7440-66-6	Zinc	125	2.4	0.78	mg/Kg			1	6010C
7439-97-6	Mercury	0.026	0.026	0.0060	mg/Kg			1	7471B

GENERAL CHEMISTRY

No data validation qualifiers were added

MKP 5/31/2022

COVER PAGE
GENERAL CHEMISTRY

Lab Name: Eurofins Buffalo Job Number: 480-197134-1

SDG No.:

Project: Pilgrim Village Senior

Client Sample ID	Lab Sample ID
SC 1	480-197134-1
SC 2	480-197134-2
SC 3	480-197134-3
SC 5	480-197134-4
SC 6	480-197134-5
SC 7	480-197134-6
SC 9	480-197134-7
SC 10	480-197134-8
SD 10	480-197134-9

Comments:

General Chemistry Raw Data Report

Job ID: 480-197134-1

Batch: 623318 **Analyst Initials: IMZ**
Method: Moisture **Instrument: Balance-7**

Lab Sample ID: 480-197134-A-1 — Analysis Date: Apr 26, 2022 16:24

Analyte	Detector	Dilution	Raw Result	Unit
Percent Moisture	None	1	18.566392479436	%
Percent Solids	None	1	81.433607520564	%

Lab Sample ID: 480-197134-A-2 — Analysis Date: Apr 26, 2022 16:24

Analyte	Detector	Dilution	Raw Result	Unit
Percent Moisture	None	1	18.7454938716655	%
Percent Solids	None	1	81.2545061283345	%

Lab Sample ID: 480-197134-A-3 — Analysis Date: Apr 26, 2022 16:24

Analyte	Detector	Dilution	Raw Result	Unit
Percent Moisture	None	1	21.139554087531	%
Percent Solids	None	1	78.860445912469	%

Lab Sample ID: 480-197134-A-4 — Analysis Date: Apr 26, 2022 16:24

Analyte	Detector	Dilution	Raw Result	Unit
Percent Moisture	None	1	16.377358490566	%
Percent Solids	None	1	83.622641509434	%

Lab Sample ID: 480-197134-A-5 — Analysis Date: Apr 26, 2022 16:24

Analyte	Detector	Dilution	Raw Result	Unit
Percent Moisture	None	1	15.255530129672	%
Percent Solids	None	1	84.744469870328	%

Lab Sample ID: 480-197134-A-6 — Analysis Date: Apr 26, 2022 16:24

Analyte	Detector	Dilution	Raw Result	Unit
Percent Moisture	None	1	17.1717171717172	%
Percent Solids	None	1	82.8282828282828	%

Lab Sample ID: 480-197134-A-7 — Analysis Date: Apr 26, 2022 16:24

Analyte	Detector	Dilution	Raw Result	Unit
Percent Moisture	None	1	18.2654402102497	%
Percent Solids	None	1	81.7345597897503	%

Lab Sample ID: 480-197134-A-8 — Analysis Date: Apr 26, 2022 16:24

Analyte	Detector	Dilution	Raw Result	Unit
Percent Moisture	None	1	15.8895705521472	%
Percent Solids	None	1	84.1104294478528	%

Lab Sample ID: 480-197134-A-9 — Analysis Date: Apr 26, 2022 16:24

Analyte	Detector	Dilution	Raw Result	Unit
Percent Moisture	None	1	21.9178082191781	%
Percent Solids	None	1	78.0821917808219	%

Appendix B

Laboratory QC Documentation

8-IN
ICP-AES AND ICP-MS SERIAL DILUTIONS
METALS

Lab ID: 480-197134-2

SDG No:

Lab Name: Eurofins Buffalo Job No: 480-197134-1

Matrix: Solid Concentration Units: mg/Kg

Analyte	Initial Sample Result (I)	C	Serial Dilution Result (S)	C	% Difference	Q	Method
Arsenic	10.7		11.04	J	NC		6010C
Barium	250		309.0		24	Y	6010C
Copper	23.0		25.36		10		6010C
Lead	21.9		22.31		2.0		6010C
Zinc	68.4		84.39		23	Y	6010C

Calculations are performed before rounding to avoid round-off errors in calculated results.

FORM VIII-IN

Appendix C

Validator Qualifications

KENNETH R. APPLIN
Geochemist/Data Validator

Ph.D., Geochemistry and Mineralogy, The Pennsylvania State University

M.S., Geochemistry and Mineralogy, The Pennsylvania State University

B.A., Geological Sciences, SUNY at Geneseo, NY

Dr. Applin has over 35 years of experience working with the geochemistry of natural waters. His prior experience includes working as an Assistant Professor of Geology at the University of Missouri-Columbia and as Chief Hydrogeologist and Geochemist with a leading engineering firm in Rochester, NY. In 1993, he established KR Applin and Associates, a small consulting business that focuses on the geochemistry of natural waters, especially as applied to problems involving the contamination of groundwater and surface water.

Dr. Applin is also an experienced analytical data validator and has provided data validation services since 1994 to a variety of clients performing brownfield cleanup projects, hazardous waste remediation, groundwater monitoring at solid waste facilities, and other projects requiring third-party data validation. Dr. Applin has several years of hands-on experience with the laboratory analysis of natural waters and has successfully completed the USEPA Region II certification courses for performing inorganic and organic analytical data validation.

MICHAEL K. PERRY
Chemist/Data Validator

B.S. Chemistry, Georgia State University, Atlanta, GA

A.A.S., Chemical Technology, Alfred State College, Alfred, NY

Mr. Perry has over 30 years of experience in the analytical laboratory business. During his early career, he spent several years as a laboratory analyst performing the analysis of soil, water, and air samples for inorganic and organic chemical parameters. During his last 20 years in the environmental laboratory business, he managed and directed two major analytical laboratories in Rochester, NY. His management responsibilities included oversight of the daily operations of the lab, staff training and supervision, the selection, purchase, and maintenance of analytical instruments, the introduction of new laboratory methods, analytical quality assurance and quality control, data acquisition and management, and other business-related activities.

Mr. Perry has an extensive working knowledge of the methods and procedures used for sampling and analyzing both inorganic and organic analytes in soil, water, and air. He is an accomplished laboratory chemist and is familiar with the analytical methods and procedures established under the USEPA Contract Laboratory Protocols (CLP), the NYSDEC Analytical Services Protocols (ASP), and the NYSDOH Environmental Laboratory Approval Program (ELAP).

DATA USABILITY SUMMARY REPORT (DUSR)

Pilgrim Village Senior
951 Ellicott St.
Buffalo, NY 14209
NYSDEC BCP # C915363

SDG: J197177-1
1 soil samples

Prepared for:

BE3 Corp.
960 Busti Avenue
Suite 150-B
Buffalo, NY 14213
Attention: Dalton Stack

May 2022

EDU *Environmental Data Usability 10028 Deer Park Dr. Dansville, NY 14437 585-991-9156*

Table of Contents

Page No.

REVIEWER'S NARRATIVE

1.0 SUMMARY 1

2.0 INTRODUCTION 1

3.0 SAMPLE AND ANALYSIS SUMMARY 2

4.0 GUIDANCE DOCUMENTS AND DATA REVIEW CRITERIA 2

5.0 DATA VALIDATION QUALIFIERS 3

6.0 RESULTS OF THE DATA REVIEW 4

7.0 TOTAL USABLE DATA 4

APPENDIX A Validated Analytical Results
APPENDIX B Laboratory QC Documentation
APPENDIX C Validator Qualifications

Tables

Table 4-1 Data Validation Guidance Documents
Table 4-2 Quality Control Criteria for Validating Laboratory Analytical Data

Summaries of Validated Results
Table 6-1 SVOCs
Table 6-2 Metals

REVIEWER'S NARRATIVE
BE3 SDG J197177-1: Pilgrim Village Senior

The data associated with this Sample Delivery Group (SDG) J197177-1, analyzed by Eurofins Buffalo, Buffalo, NY have been reviewed in accordance with assessment criteria provided by the New York State Department of Environmental Conservation following the review procedures provided in the USEPA Functional Guidelines for evaluating organic and inorganic data.

All analytical results reported by the laboratory are considered valid and acceptable except results that have been qualified as rejected, “R”. Results qualified as estimated “J”, or as non-detects, “U”, are considered usable for the purpose of evaluating water and/or soil quality. However, these qualifiers indicate that the accuracy and/or precision of the analytical result is questionable. A summary of all data that have been qualified and the reasons for qualification are provided in the following data usability summary report (DUSR).

Two facts should be noted by all data users. First, the “R” qualifier means that the associated value is unusable. In other words, due to significant quality control (QC) problems, the analysis is invalid and provides no information as to whether the analyte is present or not. Values qualified with an “R” should not appear on the final data tables because they cannot be relied upon, even as the last resort. Second, no analyte concentration, even if it has passed all QC tests, is guaranteed to be accurate. Strict QC serves to increase confidence in data, but any value potentially contains error.

Reviewer's Signature: Michael K. Perry Date: 5/31/2022

Michael K. Perry
Chemist

1.0 SUMMARY

SITE:	Pilgrim Village Family 951 Ellicott St. Buffalo, NY 14209
SAMPLING DATE:	April 26, 2022
SAMPLE TYPE:	1 soil sample
LABORATORY:	Eurofins Buffalo Buffalo, NY
SDG No.:	J197177-1

2.0 INTRODUCTION

This data usability summary report (DUSR) was prepared in accordance with guidance provided by the New York State Department of Environmental Conservation (NYSDEC). The DUSR is based on a review and evaluation of the laboratory analytical data package. Specifically, the NYSDEC guidance recommends review and evaluation of the following elements of the data package:

- Completeness of the data package as defined under the requirements of the NYSDEC Analytical Services Protocols (ASP) Category B or the United States Environmental Protection Agency (USEPA) Contract Laboratory Program (CLP) deliverables,
- Compliance with established analyte holding times,
- Adherence to quality control (QC) limits and specifications for blanks, instrument tuning and calibration, surrogate recoveries, spike recoveries, laboratory duplicate analyses, and other QC criteria,
- Adherence to established analytical protocols,
- Conformance of data summary sheets with raw analytical data, and
- Use of correct data qualifiers.

Data deficiencies, analytical protocol deviations, and quality control problems identified using the review criteria above and their effect on the analytical results are discussed in this report.

3.0 SAMPLE AND ANALYSIS SUMMARY

The data package consists of analytical results for one soil sample collected on April 26, 2022. This sample was analyzed for Semi-volatile Organic Compounds (SVOCs) and Metals.

All analyses were performed by Eurofins Buffalo, Buffalo, NY and analyzed as SDG J197177-1. The analytical results were provided in NYSDEC ASP Category B format, which includes all raw analytical data and laboratory QC data.

4.0 GUIDANCE DOCUMENTS AND DATA REVIEW CRITERIA

The guidance documents appropriate for reviewing laboratory quality control (QC) data and assigning data qualifiers (flags) to analytical results were selected from those listed in Table 4-1. The QC limits established in the documents applicable to this data review were used to assess the quality of the analytical results. In some cases, however, QC limits established internally by the laboratory were taken into account to determine data quality.

The QC criteria considered for assessing the usability of the reported analytical results provided for each analyte type (i.e. VOCs, SVOCs, metals, etc.) are listed in Table 4-2. These criteria may vary with the analytical method utilized by the laboratory. These criteria comply with the guidance recommended in Section 2.0 above.

5.0 DATA VALIDATION QUALIFIERS

The letter qualifiers (flags) used to define data usability are described briefly below. These letters are assigned by the data validator to analytical results having questionable accuracy and/or precision as determined by reviewing the laboratory QC data associated with the analytical results.

TABLE 4-1

Guidance Used For Validating Laboratory Analytical Data

Analyte Group	Guidance	Date
Metals (ICP-AES)	USEPA SOP HW-3a, Rev. 1	September 2016
Metals (Hg & CN)	USEPA SOP HW-3c, Rev. 1	September 2016
Volatile Organic Compounds (by Methods 8260B & 8260C)	USEPA SOP HW-24, Rev. 4	September 2014
Semi-Volatile Organic Compounds (by Method 8270D)	USEPA SOP HW-22 Rev. 5	December 2010
Pesticides (by Method 8181B)	USEPA SOP HW-44, Rev. 1.1	December 2010
Chlorinated Herbicides (by Method 8151A)	USEPA SOP HW-17, Rev. 3.1	December 2010
Polychlorinated Biphenyls (PCBs)	USEPA SOP HW-37A, Rev. 0	June 2015
Volatile Organic Compounds (Air) (by Method TO-15)	USEPA SOP HW-31, Rev. 6	September 2016
Per- and PolyFluoroAlkyl Substances (PFAS)	* NYSDEC	January 2021
General Chemistry Parameters	per NYSDEC ASP	July 2005

* Sampling, Analysis, and Assessment of Per- and Polyfluoroalkyl Substances (PFAS) Under NYSDEC's Part 375 Remedial Programs, Appendix I

TABLE 4-2

QUALITY CONTROL CRITERIA USED FOR VALIDATING LABORATORY ANALYTICAL DATA

VOCs	SVOCs	Pesticides/PCBs	Metals	Gen Chemistry	PFAS
Completeness of Pkg	Completeness of Pkg	Completeness of Pkg	Completeness of Pkg	Completeness of Pkg	Completeness of Pkg
Sample Preservation	Sample Preservation	Sample Preservation	Sample Preservation	Sample Preservation	Sample Preservation
Holding Time	Holding Time	Holding Time	Holding Time	Holding Times	Holding Time
System Monitoring Compounds	Surrogate Recoveries	Surrogate Recoveries	Initial/Continuing Calibration	Calibration	Instr Performance Check
Lab Control Sample	Lab Control Sample	Matrix Spikes	CRDL Standards	Lab Control Samples	Initial Calibration
Matrix Spikes	Matrix Spikes	Blanks	Blanks	Blanks	Continuing Calibration
Blanks	Blanks	Instrument Calibration & Verification	Interference Check Sample	Spike Recoveries	Blanks
Instrument Tuning	Instrument Tuning	Comparison of duplicate GC column results	Spike Recoveries	Lab Duplicates	Surrogates
Internal Standards	Internal Standards	Analyte ID	Lab Duplicate		Lab Fortified Blank
Initial Calibration	Initial Calibration	Lab Qualifiers	Lab Control Sample		Matrix Spikes
Continuing Calibration	Continuing Calibration	Field Duplicate	ICP Serial Dilutions		Internal Standards
Lab Qualifiers	Lab Qualifiers		Lab Qualifiers		
Field Duplicate	Field Duplicate		Field Duplicate		

Method TO-15 (Air)
Completeness of Pkg
Sample Preservation
Holding Time
Canister Certification
Instrument Tuning
Initial Calibration and Instrument Performance
Daily Calibration
Blanks
Lab Control Sample
Field Duplicate

The laboratory may also use various letters and symbols to flag analytical results generated when QC limits were exceeded. The meanings of these flags may differ from those used by the independent data validator. Those used by the laboratory are provided with the analytical results.

NOTE: The assignment of data qualifiers by the data reviewer (validator) to laboratory analytical results should not necessarily be interpreted by the data user as a measure of laboratory ability or proficiency. Rather, the qualifiers are intended to provide a measure of data accuracy and precision to the data user, which, for example, may provide a level of confidence in determining whether or not standards or cleanup objectives have been met.

U The analyte was analyzed for but was not detected at or above the sample quantitation limit.

J The analyte was positively identified; the associated numerical value is the *approximate* concentration of the analyte in the sample. (The magnitude of any ± value associated with the result is not determined by data validation).

J+ The result is an estimated quantity and may be biased high.

J- The result is an estimated quantity and may be biased low.

UJ The analyte was analyzed for but not detected. The reported quantitation limit is approximate and may inaccurate or imprecise.

R The sample result is rejected (i.e., is unusable) due to serious deficiencies in the ability to analyze the sample and meet quality control criteria. The presence or absence of the analyte cannot be verified.

NJ The analysis indicates the presence of an analyte that has been "tentatively identified" and the associated numerical value represents its approximate concentration.

The validated analytical results are attached to this report. Validation qualifiers (flags) are indicated in red print. Data sheets having qualified data are signed and dated by the data reviewer.

6.0 RESULTS OF THE DATA REVIEW

The results of the data review are summarized in Tables 6-1 through 6-2. The tables list the samples where QC criteria were found to exceed acceptable limits and the actions taken to qualify the associated analytical results.

7.0 TOTAL USABLE DATA

For SDG J197177-1, one sample was analyzed and results were reported for 71 analytes. Even though some results were flagged with a “J” as estimated, all results (100 %) are considered usable. See the summary table for the analyses that have rejected/qualified and the corresponding QC reasons.

Table 6-1 8270 SVOCs

SAMPLES AFFECTED	ANALYTES	ACTION	QC VIOLATION	COMMENTS
none			none	

Table 6-2 Metals

SAMPLES AFFECTED	ANALYTES	ACTION	QC VIOLATION	COMMENTS
none			none	

ACRONYMS

BSP	Blank Spike
CCAL	Continuing Calibration
CCB	Continuing Calibration Blank
CCV	Continuing Calibration Verification
CRDL	Contract Required Detection Limit
CRQL	Contract Required Quantitation Limit
%D	Percent Difference
ICAL	Initial Calibration
ICB	Initial Calibration Blank
IS	Internal Standard
LCS	Laboratory Control Sample
MS/MSD	Matrix Spike/Matrix Spike Duplicate
QA	Quality Assurance
QC	Quality Control
%R	Percent recovery
RPD	Relative Percent Difference
RRF	Relative Response Factor
%RSD	Percent Relative Standard Deviation
TAL	Target Analyte List (metals)
TCL	Target Compound List (organics)

Appendix A

Validated Analytical Results

ANALYTICAL REPORT

Job Number: 480-197177-1

Job Description: Pilgrim Village Senior

For:
Brydges Engineering in Environment & Energy DPC
960 Busti Ave
Suite B-150
Buffalo, NY 14213

Attention: Mr. Dalton Stack

Approved for release.
John Beninati
Project Manager
5/4/2022 3:59 PM

John Beninati, Project Manager
10 Hazelwood Drive, Amherst, NY, 14228-2298
(716)504-9874
John.Beninati@et.eurofinsus.com
05/04/2022

The test results in this report meet all NELAP requirements for parameters for which accreditation is required or available. Any exceptions to the NELAP requirements are noted in this report. Pursuant to NELAP, this report may not be reproduced, except in full, without the written approval of the laboratory. This report is confidential and is intended for the sole use of Eurofins Environment Testing Northeast, LLC Buffalo and its client. All questions regarding this report should be directed to the Eurofins Environment Testing Northeast, LLC Buffalo Project Manager or designee who has signed this report.

The test results in this report relate only to the samples as received by the laboratory and will meet all requirements of the methodology, with any exceptions noted. This report shall not be reproduced except in full, without the express written approval of the laboratory. All questions should be directed to the Eurofins Environment Testing Northeast, LLC Project Manager.

This report has been electronically signed and authorized by the signatory. Electronic signature is intended to be the legally binding equivalent of a traditionally handwritten signature.

Job Narrative
480-197177-1

Comments
No additional comments.

Receipt
The sample was received on 4/26/2022 at 4:15 PM. Unless otherwise noted below, the sample arrived in good condition, and where required, properly preserved and on ice. The temperature of the cooler at receipt was 15.6º C.

GC/MS Semi VOA
No analytical or quality issues were noted, other than those described in the Definitions/Glossary page.

Metals
No analytical or quality issues were noted, other than those described in the Definitions/Glossary page.

Organic Prep
No analytical or quality issues were noted, other than those described in the Definitions/Glossary page.

Sample Summary

Client: Brydges Engineering in Environment & Energy DPC
Job ID: 480-197177-1
Project/Site: Pilgrim Village Senior

Lab Sample ID	Client Sample ID	Matrix	Collected	Received
480-197177-1	SC 8	Solid	04/26/22 11:00	04/26/22 16:15

Eurofins Buffalo
10 Hazelwood Drive
Amherst, NY 14228-2298
Phone: 716-691-2600 Fax: 716-691-7991

Chain of Custody Record

eurofins Environment Testing America

Client Information	Sampler: Libby Broderick	Lab PM: Beninati, John	Carrier Tracking No(s):	COC No: 480-172988-37410.2
Client Contact: Ms. Libby Broderick	Phone: 716-545-2143	E-Mail: John.Beninati@et.eurofinsus.com	State of Origin:	Page: Page 2 of 3
Company: Brydges Engineering in Environment & Energy DPC	PWSID:			Job #:
Address: 960 Busti Ave Suite B-150	Due Date Requested: ASAP			
City: Buffalo	TAT Requested (days): 5-10 DAYS			
State, Zip: NY, 14213	Compliance Project: Δ Yes Δ No			
Phone: 716-362-6532(Tel)	PO #: Purchase Order not required			
Email: lbroderick@be3corp.com	WO #:			
Project Name: Pilgrim Village Senior	Project #: 48024824			
Site:	SSOW#:			

Analysis Requested

Preservation Codes:

A - HCL, B - NaOH, C - Zn Acetate, D - Nitric Acid, E - NaHSO4, F - MeOH, G - Amchlor, H - Ascorbic Acid, I - Ice, J - DI Water, K - EDTA, L - EDA, M - Hexane, N - None, O - AsNaO2, P - Na2O4S, Q - Na2SO3, R - Na2S2O3, S - H2SO4, T - TSP Dodecahydrate, U - Acetone, V - MCAA, W - pH 4-5, Z - other (specify)

Other:

Sample Identification	Sample Date	Sample Time	Sample Type (C=comp, G=grab)	Matrix (W=water, S=solid, O=waste/oil, BT=Tissue, A=Air)	Field Filtered Sample (Yes or No)	Perform MS/MSD (Yes or No)	6010C, 7471B (MOD: AS, BA, CU, PB, ZN)	~~8084B, 8082A~~, 8270D	~~8260C - TCL VOCs~~	8270D - TCL SVOCs	Total Number of containers	Special Instructions/Note:
			Preservation Code:				N	N	N	N		
SC 8	4-26-22	11:00AM	G	Solid	N	N	✓			✓		
~~SC~~				Solid								
				Solid								
				Solid								
				Solid								
				Solid								
				Solid								
				Solid								
				Solid								
				Solid								
				Solid								

480-197177 Chain of Custody

Possible Hazard Identification
☑ Non-Hazard ☐ Flammable ☐ Skin Irritant ☐ Poison B ☐ Unknown ☐ Radiological

Sample Disposal (A fee may be assessed if samples are retained longer than 1 month)
☐ Return To Client ☐ Disposal By Lab ☐ Archive For _____ Months

Deliverable Requested: I, II, III, IV, Other (specify) NYS DEC CAT B W/ EDD

Special Instructions/QC Requirements:

Empty Kit Relinquished by:	Date:	Time:	Method of Shipment:		
Relinquished by: [signature]	Date/Time: 4/26/22	Company: BE3	Received by: [signature]	Date/Time: 4/26/22 1615	Company: TAB
Relinquished by:	Date/Time:	Company:	Received by:	Date/Time:	Company:
Relinquished by:	Date/Time:	Company:	Received by:	Date/Time:	Company:

Custody Seals Intact: Δ Yes Δ No | Custody Seal No.: | Cooler Temperature(s) °C and Other Remarks: 15.6 #1 No ICE

Ver: 06/08/2021

Method 8270D

Semivolatile Organic Compounds (GC/MS) by Method 8270D

No data validation qualifiers were added

MKP 5/31/2022

FORM I
GC/MS SEMI VOA ORGANICS ANALYSIS DATA SHEET

Lab Name: Eurofins Buffalo | Job No.: 480-197177-1
SDG No.:
Client Sample ID: SC 8 | Lab Sample ID: 480-197177-1
Matrix: Solid | Lab File ID: X21482264.D
Analysis Method: 8270D | Date Collected: 04/26/2022 11:00
Extract. Method: 3550C | Date Extracted: 04/27/2022 15:59
Sample wt/vol: 30.74(g) | Date Analyzed: 04/28/2022 22:08
Con. Extract Vol.: 1(mL) | Dilution Factor: 1
Injection Volume: 1(uL) | Level: (low/med) Low
% Moisture: 17.9 | GPC Cleanup:(Y/N) N
Analysis Batch No.: 623619 | Units: ug/Kg

CAS NO.	COMPOUND NAME	RESULT	Q	RL	MDL
95-95-4	2,4,5-Trichlorophenol	200	U	200	55
88-06-2	2,4,6-Trichlorophenol	200	U	200	40
120-83-2	2,4-Dichlorophenol	200	U	200	21
105-67-9	2,4-Dimethylphenol	200	U	200	49
51-28-5	2,4-Dinitrophenol	2000	U	2000	930
121-14-2	2,4-Dinitrotoluene	200	U	200	42
606-20-2	2,6-Dinitrotoluene	200	U	200	24
91-58-7	2-Chloronaphthalene	200	U	200	33
95-57-8	2-Chlorophenol	390	U	390	37
91-57-6	2-Methylnaphthalene	200	U	200	40
95-48-7	2-Methylphenol	200	U	200	24
88-74-4	2-Nitroaniline	390	U	390	30
88-75-5	2-Nitrophenol	200	U	200	57
91-94-1	3,3'-Dichlorobenzidine	390	U	390	240
99-09-2	3-Nitroaniline	390	U	390	56
534-52-1	4,6-Dinitro-2-methylphenol	390	U	390	200
101-55-3	4-Bromophenyl phenyl ether	200	U	200	29
59-50-7	4-Chloro-3-methylphenol	200	U	200	50
106-47-8	4-Chloroaniline	200	U	200	50
7005-72-3	4-Chlorophenyl phenyl ether	200	U	200	25
106-44-5	4-Methylphenol	390	U	390	24
100-01-6	4-Nitroaniline	390	U	390	110
100-02-7	4-Nitrophenol	390	U	390	140
83-32-9	Acenaphthene	200	U	200	30
208-96-8	Acenaphthylene	200	U	200	26
98-86-2	Acetophenone	200	U	200	27
120-12-7	Anthracene	200	U	200	50
1912-24-9	Atrazine	200	U	200	70
100-52-7	Benzaldehyde	200	U	200	160
56-55-3	Benzo[a]anthracene	200	U	200	20
50-32-8	Benzo[a]pyrene	200	U	200	30
205-99-2	Benzo[b]fluoranthene	200	U	200	32
191-24-2	Benzo[g,h,i]perylene	200	U	200	21
207-08-9	Benzo[k]fluoranthene	200	U	200	26

FORM I
GC/MS SEMI VOA ORGANICS ANALYSIS DATA SHEET

Lab Name: Eurofins Buffalo | Job No.: 480-197177-1
SDG No.:
Client Sample ID: SC 8 | Lab Sample ID: 480-197177-1
Matrix: Solid | Lab File ID: X21482264.D
Analysis Method: 8270D | Date Collected: 04/26/2022 11:00
Extract. Method: 3550C | Date Extracted: 04/27/2022 15:59
Sample wt/vol: 30.74(g) | Date Analyzed: 04/28/2022 22:08
Con. Extract Vol.: 1(mL) | Dilution Factor: 1
Injection Volume: 1(uL) | Level: (low/med) Low
% Moisture: 17.9 | GPC Cleanup:(Y/N) N
Analysis Batch No.: 623619 | Units: ug/Kg

CAS NO.	COMPOUND NAME	RESULT	Q	RL	MDL
92-52-4	Biphenyl	200	U	200	30
108-60-1	bis (2-chloroisopropyl) ether	200	U	200	40
111-91-1	Bis(2-chloroethoxy)methane	200	U	200	43
111-44-4	Bis(2-chloroethyl)ether	200	U	200	26
117-81-7	Bis(2-ethylhexyl) phthalate	200	U	200	69
85-68-7	Butyl benzyl phthalate	200	U	200	33
105-60-2	Caprolactam	200	U	200	61
86-74-8	Carbazole	200	U	200	24
218-01-9	Chrysene	200	U	200	45
53-70-3	Dibenz(a,h)anthracene	200	U	200	36
132-64-9	Dibenzofuran	200	U	200	24
84-66-2	Diethyl phthalate	200	U	200	26
131-11-3	Dimethyl phthalate	200	U	200	24
84-74-2	Di-n-butyl phthalate	200	U	200	34
117-84-0	Di-n-octyl phthalate	200	U	200	24
206-44-0	Fluoranthene	200	U	200	21
86-73-7	Fluorene	200	U	200	24
118-74-1	Hexachlorobenzene	200	U	200	27
87-68-3	Hexachlorobutadiene	200	U	200	30
77-47-4	Hexachlorocyclopentadiene	200	U	200	27
67-72-1	Hexachloroethane	200	U	200	26
193-39-5	Indeno[1,2,3-cd]pyrene	200	U	200	25
78-59-1	Isophorone	200	U	200	43
91-20-3	Naphthalene	200	U	200	26
98-95-3	Nitrobenzene	200	U	200	23
621-64-7	N-Nitrosodi-n-propylamine	200	U	200	34
86-30-6	N-Nitrosodiphenylamine	200	U	200	160
87-86-5	Pentachlorophenol	390	U	390	200
85-01-8	Phenanthrene	200	U	200	30
108-95-2	Phenol	200	U	200	31
129-00-0	Pyrene	200	U	200	24

METALS

No data validation qualifiers were added

MKP 5/31/2022

COVER PAGE
METALS

Lab Name: Eurofins Buffalo Job Number: 480-197177-1

SDG No.:

Project: Pilgrim Village Senior

Client Sample ID	Lab Sample ID
SC 8	480-197177-1

Comments:

1A-IN
INORGANIC ANALYSIS DATA SHEET
METALS

Client Sample ID: SC 8

Lab Sample ID: 480-197177-1

Lab Name: Eurofins Buffalo

Job No.: 480-197177-1

SDG ID.:

Matrix: Solid

Date Sampled: 04/26/2022 11:00

Reporting Basis: DRY

Date Received: 04/26/2022 16:15

% Solids: 82.1

CAS No.	Analyte	Result	RL	MDL	Units	C	Q	DIL	Method
7440-38-2	Arsenic	8.1	2.6	0.52	mg/Kg			1	6010C
7440-39-3	Barium	166	0.64	0.14	mg/Kg			1	6010C
7440-50-8	Copper	25.2	1.3	0.27	mg/Kg		B	1	6010C
7439-92-1	Lead	20.3	1.3	0.31	mg/Kg			1	6010C
7440-66-6	Zinc	73.9	2.6	0.82	mg/Kg			1	6010C
7439-97-6	Mercury	0.026	0.025	0.0058	mg/Kg			1	7471B

GENERAL CHEMISTRY

No data validation qualifiers were added

MKP 5/31/2022

COVER PAGE
GENERAL CHEMISTRY

Lab Name: Eurofins Buffalo Job Number: 480-197177-1

SDG No.:

Project: Pilgrim Village Senior

Client Sample ID	Lab Sample ID
SC 8	480-197177-1

Comments:

General Chemistry Raw Data Report

Job ID: 480-197177-1

Batch: 624220 **Analyst Initials: IMZ**

Method: Moisture **Instrument: No Equipment Used for this Test**

Lab Sample ID: 480-197177-A-1 **Analysis Date: May 02, 2022 16:44**

Analyte	Detector	Dilution	Raw Result	Unit
Percent Moisture	None	1	17.9331306990881	%
Percent Solids	None	1	82.0668693009119	%

Appendix B

Laboratory QC Documentation

3-IN
METHOD BLANK
METALS

Lab Name: Eurofins Buffalo Job No.: 480-197177-1

SDG No.:

Concentration Units: mg/Kg Lab Sample ID: MB 480-623881/1-A

Instrument Code: ICAP1 Batch No.: 624397

CAS No.	Analyte	Concentration	C	Q	Method
7440-38-2	Arsenic	2.0	U		6010C
7440-39-3	Barium	0.50	U		6010C
7440-50-8	Copper	0.227	J		6010C
7439-92-1	Lead	0.99	U		6010C
7440-66-6	Zinc	2.0	U		6010C

FORM III-IN

Appendix C

Validator Qualifications

KENNETH R. APPLIN
Geochemist/Data Validator

Ph.D., Geochemistry and Mineralogy, The Pennsylvania State University

M.S., Geochemistry and Mineralogy, The Pennsylvania State University

B.A., Geological Sciences, SUNY at Geneseo, NY

Dr. Applin has over 35 years of experience working with the geochemistry of natural waters. His prior experience includes working as an Assistant Professor of Geology at the University of Missouri-Columbia and as Chief Hydrogeologist and Geochemist with a leading engineering firm in Rochester, NY. In 1993, he established KR Applin and Associates, a small consulting business that focuses on the geochemistry of natural waters, especially as applied to problems involving the contamination of groundwater and surface water.

Dr. Applin is also an experienced analytical data validator and has provided data validation services since 1994 to a variety of clients performing brownfield cleanup projects, hazardous waste remediation, groundwater monitoring at solid waste facilities, and other projects requiring third-party data validation. Dr. Applin has several years of hands-on experience with the laboratory analysis of natural waters and has successfully completed the USEPA Region II certification courses for performing inorganic and organic analytical data validation.

MICHAEL K. PERRY
Chemist/Data Validator

B.S. Chemistry, Georgia State University, Atlanta, GA

A.A.S., Chemical Technology, Alfred State College, Alfred, NY

Mr. Perry has over 30 years of experience in the analytical laboratory business. During his early career, he spent several years as a laboratory analyst performing the analysis of soil, water, and air samples for inorganic and organic chemical parameters. During his last 20 years in the environmental laboratory business, he managed and directed two major analytical laboratories in Rochester, NY. His management responsibilities included oversight of the daily operations of the lab, staff training and supervision, the selection, purchase, and maintenance of analytical instruments, the introduction of new laboratory methods, analytical quality assurance and quality control, data acquisition and management, and other business-related activities.

Mr. Perry has an extensive working knowledge of the methods and procedures used for sampling and analyzing both inorganic and organic analytes in soil, water, and air. He is an accomplished laboratory chemist and is familiar with the analytical methods and procedures established under the USEPA Contract Laboratory Protocols (CLP), the NYSDEC Analytical Services Protocols (ASP), and the NYSDOH Environmental Laboratory Approval Program (ELAP).

DATA USABILITY SUMMARY REPORT (DUSR)

Pilgrim Village Senior
951 Ellicott St.
Buffalo, NY 14209
NYSDEC BCP # C915363

SDG: J197453-1
8 soil samples

Prepared for:

BE3 Corp.
960 Busti Avenue
Suite 150-B
Buffalo, NY 14213
Attention: Dalton Stack

May 2022

EDU *Environmental Data Usability 10028 Deer Park Dr. Dansville, NY 14437 585-991-9156*

Table of Contents

		Page No.
REVIEWER'S NARRATIVE		
1.0	SUMMARY	1
2.0	INTRODUCTION	1
3.0	SAMPLE AND ANALYSIS SUMMARY	2
4.0	GUIDANCE DOCUMENTS AND DATA REVIEW CRITERIA	2
5.0	DATA VALIDATION QUALIFIERS	3
6.0	RESULTS OF THE DATA REVIEW	4
7.0	TOTAL USABLE DATA	4

APPENDIX A Validated Analytical Results
APPENDIX B Laboratory QC Documentation
APPENDIX C Validator Qualifications

Tables

Table 4-1 Data Validation Guidance Documents
Table 4-2 Quality Control Criteria for Validating Laboratory Analytical Data

Summaries of Validated Results
Table 6-1 VOCs
Table 6-2 SVOCs
Table 6-3 Pesticides
Table 6-4 PCBs
Table 6-5 Metals

REVIEWER'S NARRATIVE
BE3 SDG J197453-1: Pilgrim Village Senior

The data associated with this Sample Delivery Group (SDG) J197453-1, analyzed by Eurofins Buffalo, Buffalo, NY have been reviewed in accordance with assessment criteria provided by the New York State Department of Environmental Conservation following the review procedures provided in the USEPA Functional Guidelines for evaluating organic and inorganic data.

All analytical results reported by the laboratory are considered valid and acceptable except results that have been qualified as rejected, “R”. Results qualified as estimated “J”, or as non-detects, “U”, are considered usable for the purpose of evaluating water and/or soil quality. However, these qualifiers indicate that the accuracy and/or precision of the analytical result is questionable. A summary of all data that have been qualified and the reasons for qualification are provided in the following data usability summary report (DUSR).

Two facts should be noted by all data users. First, the “R” qualifier means that the associated value is unusable. In other words, due to significant quality control (QC) problems, the analysis is invalid and provides no information as to whether the analyte is present or not. Values qualified with an “R” should not appear on the final data tables because they cannot be relied upon, even as the last resort. Second, no analyte concentration, even if it has passed all QC tests, is guaranteed to be accurate. Strict QC serves to increase confidence in data, but any value potentially contains error.

Reviewer's Signature: Michael K. Perry Date: 5/31/2022

Michael K. Perry
Chemist

1.0 SUMMARY

SITE:	Pilgrim Village Senior 951 Ellicott St. Buffalo, NY 14209
SAMPLING DATE:	May 03, 2022
SAMPLE TYPE:	8 soil samples
LABORATORY:	Eurofins Buffalo Buffalo, NY
SDG No.:	J197453-1

2.0 INTRODUCTION

This data usability summary report (DUSR) was prepared in accordance with guidance provided by the New York State Department of Environmental Conservation (NYSDEC). The DUSR is based on a review and evaluation of the laboratory analytical data package. Specifically, the NYSDEC guidance recommends review and evaluation of the following elements of the data package:

- Completeness of the data package as defined under the requirements of the NYSDEC Analytical Services Protocols (ASP) Category B or the United States Environmental Protection Agency (USEPA) Contract Laboratory Program (CLP) deliverables,
- Compliance with established analyte holding times,
- Adherence to quality control (QC) limits and specifications for blanks, instrument tuning and calibration, surrogate recoveries, spike recoveries, laboratory duplicate analyses, and other QC criteria,
- Adherence to established analytical protocols,
- Conformance of data summary sheets with raw analytical data, and
- Use of correct data qualifiers.

Data deficiencies, analytical protocol deviations, and quality control problems identified using the review criteria above and their effect on the analytical results are discussed in this report.

3.0 SAMPLE AND ANALYSIS SUMMARY

The data package consists of analytical results for eight soil samples collected on May 03, 2022. These samples were analyzed for Volatile Organic Compounds (VOCs), Semi-volatile Organic Compounds (SVOCs), Pesticides, PCBs, and Metals.

All analyses were performed by Eurofins Buffalo, Buffalo, NY and analyzed as SDG J197453-1. The analytical results were provided in NYSDEC ASP Category B format, which includes all raw analytical data and laboratory QC data.

4.0 GUIDANCE DOCUMENTS AND DATA REVIEW CRITERIA

The guidance documents appropriate for reviewing laboratory quality control (QC) data and assigning data qualifiers (flags) to analytical results were selected from those listed in Table 4-1. The QC limits established in the documents applicable to this data review were used to assess the quality of the analytical results. In some cases, however, QC limits established internally by the laboratory were taken into account to determine data quality.

The QC criteria considered for assessing the usability of the reported analytical results provided for each analyte type (i.e. VOCs, SVOCs, metals, etc.) are listed in Table 4-2. These criteria may vary with the analytical method utilized by the laboratory. These criteria comply with the guidance recommended in Section 2.0 above.

5.0 DATA VALIDATION QUALIFIERS

The letter qualifiers (flags) used to define data usability are described briefly below. These letters are assigned by the data validator to analytical results having questionable accuracy and/or precision as determined by reviewing the laboratory QC data associated with the analytical results.

TABLE 4-1

Guidance Used For Validating Laboratory Analytical Data

Analyte Group	Guidance	Date
Metals (ICP-AES)	USEPA SOP HW-3a, Rev. 1	September 2016
Metals (Hg & CN)	USEPA SOP HW-3c, Rev. 1	September 2016
Volatile Organic Compounds (by Methods 8260B & 8260C)	USEPA SOP HW-24, Rev. 4	September 2014
Semi-Volatile Organic Compounds (by Method 8270D)	USEPA SOP HW-22 Rev. 5	December 2010
Pesticides (by Method 8181B)	USEPA SOP HW-44, Rev. 1.1	December 2010
Chlorinated Herbicides (by Method 8151A)	USEPA SOP HW-17, Rev. 3.1	December 2010
Polychlorinated Biphenyls (PCBs)	USEPA SOP HW-37A, Rev. 0	June 2015
Volatile Organic Compounds (Air) (by Method TO-15)	USEPA SOP HW-31, Rev. 6	September 2016
Per- and PolyFluoroAlkyl Substances (PFAS)	* NYSDEC	January 2021
General Chemistry Parameters	per NYSDEC ASP	July 2005

* Sampling, Analysis, and Assessment of Per- and Polyfluoroalkyl Substances (PFAS) Under NYSDEC's Part 375 Remedial Programs, Appendix I

TABLE 4-2

QUALITY CONTROL CRITERIA USED FOR VALIDATING LABORATORY ANALYTICAL DATA

VOCs	SVOCs	Pesticides/PCBs	Metals	Gen Chemistry	PFAS
Completeness of Pkg	Completeness of Pkg	Completeness of Pkg	Completeness of Pkg	Completeness of Pkg	Completeness of Pkg
Sample Preservation	Sample Preservation	Sample Preservation	Sample Preservation	Sample Preservation	Sample Preservation
Holding Time	Holding Time	Holding Time	Holding Time	Holding Times	Holding Time
System Monitoring Compounds	Surrogate Recoveries	Surrogate Recoveries	Initial/Continuing Calibration	Calibration	Instr Performance Check
Lab Control Sample	Lab Control Sample	Matrix Spikes	CRDL Standards	Lab Control Samples	Initial Calibration
Matrix Spikes	Matrix Spikes	Blanks	Blanks	Blanks	Continuing Calibration
Blanks	Blanks	Instrument Calibration & Verification	Interference Check Sample	Spike Recoveries	Blanks
Instrument Tuning	Instrument Tuning	Comparison of duplicate GC column results	Spike Recoveries	Lab Duplicates	Surrogates
Internal Standards	Internal Standards	Analyte ID	Lab Duplicate		Lab Fortified Blank
Initial Calibration	Initial Calibration	Lab Qualifiers	Lab Control Sample		Matrix Spikes
Continuing Calibration	Continuing Calibration	Field Duplicate	ICP Serial Dilutions		Internal Standards
Lab Qualifiers	Lab Qualifiers		Lab Qualifiers		
Field Duplicate	Field Duplicate		Field Duplicate		

Method TO-15 (Air)
Completeness of Pkg
Sample Preservation
Holding Time
Canister Certification
Instrument Tuning
Initial Calibration and Instrument Performance
Daily Calibration
Blanks
Lab Control Sample
Field Duplicate

The laboratory may also use various letters and symbols to flag analytical results generated when QC limits were exceeded. The meanings of these flags may differ from those used by the independent data validator. Those used by the laboratory are provided with the analytical results.

NOTE: The assignment of data qualifiers by the data reviewer (validator) to laboratory analytical results should not necessarily be interpreted by the data user as a measure of laboratory ability or proficiency. Rather, the qualifiers are intended to provide a measure of data accuracy and precision to the data user, which, for example, may provide a level of confidence in determining whether or not standards or cleanup objectives have been met.

U The analyte was analyzed for but was not detected at or above the sample quantitation limit.

J The analyte was positively identified; the associated numerical value is the *approximate* concentration of the analyte in the sample. (The magnitude of any ± value associated with the result is not determined by data validation).

J+ The result is an estimated quantity and may be biased high.

J- The result is an estimated quantity and may be biased low.

UJ The analyte was analyzed for but not detected. The reported quantitation limit is approximate and may inaccurate or imprecise.

R The sample result is rejected (i.e., is unusable) due to serious deficiencies in the ability to analyze the sample and meet quality control criteria. The presence or absence of the analyte cannot be verified.

NJ The analysis indicates the presence of an analyte that has been "tentatively identified" and the associated numerical value represents its approximate concentration.

The validated analytical results are attached to this report. Validation qualifiers (flags) are indicated in red print. Data sheets having qualified data are signed and dated by the data reviewer.

6.0 RESULTS OF THE DATA REVIEW

The results of the data review are summarized in Tables 6-1 through 6-5. The tables list the samples where QC criteria were found to exceed acceptable limits and the actions taken to qualify the associated analytical results.

7.0 TOTAL USABLE DATA

For SDG J197453-1, eight samples were analyzed and results were reported for 167 analytes. Even though some results were flagged with a "J" as estimated, all results (100 %) are considered usable. See the summary table for the analyses that have rejected/qualified and the corresponding QC reasons.

NOTE: 1) As noted by the laboratory, the soil samples were not collected following SW846 5035A protocol. This adds an element of uncertainty to the analytical results for volatile organic analytes (VOAs). Although not specifically indicated on the final data sheets with a "J" flag, the VOA analytical results should be considered estimated, but usable.

Table 6-1 8260 VOCs

SAMPLES AFFECTED	ANALYTES	ACTION	QC VIOLATION	COMMENTS
SSWNW 01	Toluene	CRQL-U	Detected in method blank	Sample non-detect
SSWNW 01	Chloromethane Vinyl chloride	J detects UJ non-detects	CCV > QC limit	Data are estimated

Table 6-2 8270 SVOCs

SAMPLES AFFECTED	ANALYTES	ACTION	QC VIOLATION	COMMENTS
SSWNW 01	Hexachlorobutadiene Benzaldehyde	J detects UJ non-detects	CCV > QC limit	Data are estimated

Table 6-3 Pesticides

SAMPLES AFFECTED	ANALYTES	ACTION	QC VIOLATION	COMMENTS
SSWNW 01	4,4’-DDT	CRQL-U	Detected in method blank	Sample result changed to non-detect

Table 6-4 PCBs

SAMPLES AFFECTED	ANALYTES	ACTION	QC VIOLATION	COMMENTS
none			none	

Table 6-5 Metals

SAMPLES AFFECTED	ANALYTES	ACTION	QC VIOLATION	COMMENTS
none			none	

ACRONYMS

BSP	Blank Spike
CCAL	Continuing Calibration
CCB	Continuing Calibration Blank
CCV	Continuing Calibration Verification
CRDL	Contract Required Detection Limit
CRQL	Contract Required Quantitation Limit
%D	Percent Difference
ICAL	Initial Calibration
ICB	Initial Calibration Blank
IS	Internal Standard
LCS	Laboratory Control Sample
MS/MSD	Matrix Spike/Matrix Spike Duplicate
QA	Quality Assurance
QC	Quality Control
%R	Percent recovery
RPD	Relative Percent Difference
RRF	Relative Response Factor
%RSD	Percent Relative Standard Deviation
TAL	Target Analyte List (metals)
TCL	Target Compound List (organics)

Appendix A

Validated Analytical Results

ANALYTICAL REPORT

Job Number: 480-197453-1

Job Description: Pilgrim Village Senior

For:
Brydges Engineering in Environment & Energy DPC
960 Busti Ave
Suite B-150
Buffalo, NY 14213

Attention: Mr. Dalton Stack

Approved for release.
John Beninati
Project Manager
5/11/2022 1:33 PM

John Beninati, Project Manager
10 Hazelwood Drive, Amherst, NY, 14228-2298
(716)504-9874
John.Beninati@et.eurofinsus.com
05/11/2022

The test results in this report meet all NELAP requirements for parameters for which accreditation is required or available. Any exceptions to the NELAP requirements are noted in this report. Pursuant to NELAP, this report may not be reproduced, except in full, without the written approval of the laboratory. This report is confidential and is intended for the sole use of Eurofins Environment Testing Northeast, LLC Buffalo and its client. All questions regarding this report should be directed to the Eurofins Environment Testing Northeast, LLC Buffalo Project Manager or designee who has signed this report.

The test results in this report relate only to the samples as received by the laboratory and will meet all requirements of the methodology, with any exceptions noted. This report shall not be reproduced except in full, without the express written approval of the laboratory. All questions should be directed to the Eurofins Environment Testing Northeast, LLC Project Manager.

This report has been electronically signed and authorized by the signatory. Electronic signature is intended to be the legally binding equivalent of a traditionally handwritten signature.

Job Narrative
480-197453-1

Comments
No additional comments.

Receipt
The samples were received on 5/3/2022 at 4:45 PM. Unless otherwise noted below, the samples arrived in good condition, and where required, properly preserved and on ice. The temperature of the cooler at receipt was 15.6º C.

GC/MS VOA
Method 8260C: The continuing calibration verification (CCV) associated with batch 480-624594 recovered above the upper control limit for 1,1,2-Trichloro-1,2,2-trifluoroethane, Chloromethane, Trichlorofluoromethane and Vinyl chloride. The sample(s) associated with this CCV were non-detects for the affected analytes; therefore, the data have been reported. The associated sample is impacted: SSWNW 01 (480-197453-7).

No additional analytical or quality issues were noted, other than those described above or in the Definitions/Glossary page.

GC/MS Semi VOA
Method 8270D: The following compound has been spiked at a level above the upper range of the initial calibration: Benzaldehyde. The laboratory control sample (LCS) and/or laboratory control sample duplicate (LCSD) associated with preparation batch 480-624575 and analytical batch 480-624716 recovered within acceptable limits for this analyte and has been qualified with an "E" flag. (LCS 480-624575/2-A)

Method 8270D: The continuing calibration verification (CCV) associated with batch 480-624716 recovered above the upper control limit for 4-Nitrophenol and Hexachlorobutadiene. The samples associated with this CCV were non-detects for the affected analytes; therefore, the data have been reported. The associated sample is impacted: SSWNW 01 (480-197453-7).

No additional analytical or quality issues were noted, other than those described above or in the Definitions/Glossary page.

GC Semi VOA
No analytical or quality issues were noted, other than those described in the Definitions/Glossary page.

Metals
No analytical or quality issues were noted, other than those described in the Definitions/Glossary page.

Organic Prep
No analytical or quality issues were noted, other than those described in the Definitions/Glossary page.

Sample Summary

Client: Brydges Engineering in Environment & Energy DPC
Project/Site: Pilgrim Village Senior

Job ID: 480-197453-1

Lab Sample ID	Client Sample ID	Matrix	Collected	Received
480-197453-1	SE 1A	Solid	05/03/22 14:00	05/03/22 16:45
480-197453-2	SD 1A	Solid	05/03/22 14:10	05/03/22 16:45
480-197453-3	SD 2A	Solid	05/03/22 14:20	05/03/22 16:45
480-197453-4	SB 02A	Solid	05/03/22 14:40	05/03/22 16:45
480-197453-5	SB 08A	Solid	05/03/22 14:50	05/03/22 16:45
480-197453-6	SC 6A	Solid	05/03/22 15:00	05/03/22 16:45
480-197453-7	SSWNW 01	Solid	05/03/22 14:30	05/03/22 16:45
480-197453-8	SC 9A	Solid	05/03/22 15:10	05/03/22 16:45

Eurofins Buffalo
10 Hazelwood Drive
Amherst, NY 14228-2298
Phone (716) 691-2600 Phone (716) 691-7991

Chain of Custody Record

eurofins | Environment Testing America

Client Information	Sampler: Libby Broderick	Lab PM: Beninati, John	Carrier Tracking No(s):	COC No: 480-172988-37410.1
Client Contact: Ms. Libby Broderick	Phone: 716-545-2143	E-Mail: John.Beninati@et.eurofinsus.com	State of Origin:	Page: Page 1 of 1
Company: Brydges Engineering in Environment & Energy DPC	PWSID:			Job #:
Address: 960 Busti Ave Suite B-150	Due Date Requested: ASAP			
City: Buffalo	TAT Requested (days): 5 DAYS			
State, Zip: NY, 14213	Compliance Project: Δ Yes Δ No			
Phone: 716-362-6532(Tel)	PO #: Purchase Order not required			
Email: lbroderick@be3corp.com	WO #:			
Project Name: Pilgrim Village Senior	Project #: 48024824			
Site:	SSOW#:			

Analysis Requested

Preservation Codes:
A - HCL, B - NaOH, C - Zn Acetate, D - Nitric Acid, E - NaHSO4, F - MeOH, M - Hexane, N - None, O - AsNaO2, P - Na2O4S, Q - Na2SO3, R - Na2S2O3

480-197453 Chain of Custody

Sample Identification	Sample Date	Sample Time	Sample Type (C=comp, G=grab)	Matrix (W=water, S=solid, O=waste/oil, BT=Tissue, A=Air)	Field Filtered Sample (Yes or No)	Perform MS/MSD (Yes or No)	7471B	8081B, 8082A, 8270D	8260C - TCL VOCs	6010C - TAL METALS	BARIUM	ARSENIC	LEAD	ZINC	8270D - TCL SVOC'S	Total Number	Special Instructions/Note:
			Preservation Code:				N	N	N								
SE 1A	5-3-22	2:00	G	Solid							✓					1	
SD 1A	5-3-22	2:10	G	S							✓					1	
SD 2A	5-3-22	2:20	G	S							✓					1	
SB02A	5-3-22	2:40	G	S			✓						✓	✓		1	
SB08A	5-3-22	2:50	G	S								✓				1	
SC6A	5-3-22	3:00	G	S			✓						✓	✓		1	
SSWNW01	5-3-22	2:30	G	S			✓	✓	✓	✓					✓	3	
~~SSWNW02~~	~~5-3-22~~	~~2:30~~	~~G~~	~~S~~			~~✓~~	~~✓~~	~~✓~~	~~✓~~					~~✓~~	~~5~~	
SC9A	5-3-22	3:10	G	S									✓			1	

Possible Hazard Identification
☑ Non-Hazard ☐ Flammable ☐ Skin Irritant ☐ Poison B ☐ Unknown ☐ Radiological

Sample Disposal (A fee may be assessed if samples are retained longer than 1 month)
☐ Return To Client ☐ Disposal By Lab ☐ Archive For _____ Months

Deliverable Requested: I, II, III, IV, Other (specify) NYSDEC CAT B W/ EDD

Special Instructions/QC Requirements:

Empty Kit Relinquished by:	Date:	Time:	Method of Shipment:

Relinquished by	Date/Time	Company	Received by	Date/Time	Company
[signature]	5-3-22 4:45	BE3	[signature]	5/3/22 1645	Eurofins Buffalo

Custody Seals Intact: Δ Yes Δ No	Custody Seal No.:	Cooler Temperature(s) °C and Other Remarks: 15.6 #1 NOICE

Ver: 01/16/2019

Method 8260C

Volatile Organic Compounds (GC/MS) by Method 8260C

FORM I
GC/MS VOA ORGANICS ANALYSIS DATA SHEET

Lab Name: Eurofins Buffalo | Job No.: 480-197453-1
SDG No.:
Client Sample ID: SSWNW 01 | Lab Sample ID: 480-197453-7
Matrix: Solid | Lab File ID: M03503.D
Analysis Method: 8260C | Date Collected: 05/03/2022 14:30
Sample wt/vol: 5.08(g) | Date Analyzed: 05/05/2022 00:50
Soil Aliquot Vol: | Dilution Factor: 1
Soil Extract Vol.: | GC Column: ZB-624 (30) VOA ID: 0.25(mm)
% Moisture: 23.8 | Level: (low/med) Low
Analysis Batch No.: 624594 | Units: ug/Kg

CAS NO.	COMPOUND NAME	RESULT	Q	RL	MDL	
71-55-6	1,1,1-Trichloroethane	6.5	U vs	6.5	0.47	
79-34-5	1,1,2,2-Tetrachloroethane	6.5	U vs	6.5	1.0	
76-13-1	1,1,2-Trichloro-1,2,2-trifluoroethane	6.5	U vs	6.5	1.5	
79-00-5	1,1,2-Trichloroethane	6.5	U vs	6.5	0.84	
75-34-3	1,1-Dichloroethane	6.5	U vs	6.5	0.79	
75-35-4	1,1-Dichloroethene	6.5	U vs	6.5	0.79	
120-82-1	1,2,4-Trichlorobenzene	6.5	U vs	6.5	0.39	
96-12-8	1,2-Dibromo-3-Chloropropane	6.5	U vs	6.5	3.2	
106-93-4	1,2-Dibromoethane	6.5	U vs	6.5	0.83	
95-50-1	1,2-Dichlorobenzene	6.5	U vs	6.5	0.51	
107-06-2	1,2-Dichloroethane	6.5	U vs	6.5	0.32	
78-87-5	1,2-Dichloropropane	6.5	U vs	6.5	3.2	
541-73-1	1,3-Dichlorobenzene	6.5	U vs	6.5	0.33	
106-46-7	1,4-Dichlorobenzene	6.5	U vs	6.5	0.90	
78-93-3	2-Butanone (MEK)	32	U vs	32	2.4	
591-78-6	2-Hexanone	32	U vs	32	3.2	
108-10-1	4-Methyl-2-pentanone (MIBK)	32	U vs	32	2.1	
67-64-1	Acetone	32	U vs	32	5.4	
71-43-2	Benzene	6.5	U vs	6.5	0.32	
75-27-4	Bromodichloromethane	6.5	U vs	6.5	0.87	
75-25-2	Bromoform	6.5	U vs	6.5	3.2	
74-83-9	Bromomethane	6.5	U vs	6.5	0.58	
75-15-0	Carbon disulfide	6.5	U vs	6.5	3.2	
56-23-5	Carbon tetrachloride	6.5	U vs	6.5	0.63	
108-90-7	Chlorobenzene	6.5	U vs	6.5	0.85	
75-00-3	Chloroethane	6.5	U vs	6.5	1.5	
67-66-3	Chloroform	6.5	U vs	6.5	0.40	
74-87-3	Chloromethane	6.5	U vs	6.5	0.39	UJ
156-59-2	cis-1,2-Dichloroethene	6.5	U vs	6.5	0.83	
10061-01-5	cis-1,3-Dichloropropene	6.5	U vs	6.5	0.93	
110-82-7	Cyclohexane	6.5	U vs	6.5	0.90	
124-48-1	Dibromochloromethane	6.5	U vs	6.5	0.83	
75-71-8	Dichlorodifluoromethane	6.5	U vs	6.5	0.53	
100-41-4	Ethylbenzene	6.5	U vs	6.5	0.45	
98-82-8	Isopropylbenzene	6.5	U vs	6.5	0.97	

MKP 5/31/2022

FORM I
GC/MS VOA ORGANICS ANALYSIS DATA SHEET

Lab Name: Eurofins Buffalo | Job No.: 480-197453-1

SDG No.:

Client Sample ID: SSWNW 01 | Lab Sample ID: 480-197453-7

Matrix: Solid | Lab File ID: M03503.D

Analysis Method: 8260C | Date Collected: 05/03/2022 14:30

Sample wt/vol: 5.08(g) | Date Analyzed: 05/05/2022 00:50

Soil Aliquot Vol: | Dilution Factor: 1

Soil Extract Vol.: | GC Column: ZB-624 (30) VOA ID: 0.25(mm)

% Moisture: 23.8 | Level: (low/med) Low

Analysis Batch No.: 624594 | Units: ug/Kg

CAS NO.	COMPOUND NAME	RESULT	Q	RL	MDL	
79-20-9	Methyl acetate	32	U vs	32	3.9	
1634-04-4	Methyl tert-butyl ether	6.5	U vs	6.5	0.63	
108-87-2	Methylcyclohexane	6.5	U vs	6.5	0.98	
75-09-2	Methylene Chloride	6.5	U vs	6.5	3.0	
100-42-5	Styrene	6.5	U vs	6.5	0.32	
127-18-4	Tetrachloroethene	6.5	U vs	6.5	0.87	
108-88-3	Toluene	6.5	U vs	6.5	0.49	
156-60-5	trans-1,2-Dichloroethene	6.5	U vs	6.5	0.67	
10061-02-6	trans-1,3-Dichloropropene	6.5	U vs	6.5	2.8	
79-01-6	Trichloroethene	6.5	U vs	6.5	1.4	
75-69-4	Trichlorofluoromethane	6.5	U vs	6.5	0.61	
75-01-4	Vinyl chloride	6.5	U vs	6.5	0.79	UJ
1330-20-7	Xylenes, Total	13	U vs	13	1.1	

CAS NO.	SURROGATE	%REC	Q	LIMITS
17060-07-0	1,2-Dichloroethane-d4 (Surr)	102		64-126
460-00-4	4-Bromofluorobenzene (Surr)	96		72-126
1868-53-7	Dibromofluoromethane (Surr)	107		60-140
2037-26-5	Toluene-d8 (Surr)	93		71-125

MKP 5/31/2022

Method 8270D

Semivolatile Organic Compounds (GC/MS) by Method 8270D

FORM I
GC/MS SEMI VOA ORGANICS ANALYSIS DATA SHEET

Lab Name: Eurofins Buffalo | Job No.: 480-197453-1
SDG No.:
Client Sample ID: SSWNW 01 | Lab Sample ID: 480-197453-7
Matrix: Solid | Lab File ID: V3157539.D
Analysis Method: 8270D | Date Collected: 05/03/2022 14:30
Extract. Method: 3550C | Date Extracted: 05/04/2022 15:54
Sample wt/vol: 30.37(g) | Date Analyzed: 05/05/2022 20:30
Con. Extract Vol.: 1(mL) | Dilution Factor: 1
Injection Volume: 1(uL) | Level: (low/med) Low
% Moisture: 23.8 | GPC Cleanup:(Y/N) N
Analysis Batch No.: 624716 | Units: ug/Kg

CAS NO.	COMPOUND NAME	RESULT	Q	RL	MDL	
95-95-4	2,4,5-Trichlorophenol	220	U	220	60	
88-06-2	2,4,6-Trichlorophenol	220	U	220	44	
120-83-2	2,4-Dichlorophenol	220	U	220	23	
105-67-9	2,4-Dimethylphenol	220	U	220	53	
51-28-5	2,4-Dinitrophenol	2200	U	2200	1000	
121-14-2	2,4-Dinitrotoluene	220	U	220	45	
606-20-2	2,6-Dinitrotoluene	220	U	220	26	
91-58-7	2-Chloronaphthalene	220	U	220	36	
95-57-8	2-Chlorophenol	430	U	430	40	
91-57-6	2-Methylnaphthalene	220	U	220	44	
95-48-7	2-Methylphenol	220	U	220	26	
88-74-4	2-Nitroaniline	430	U	430	32	
88-75-5	2-Nitrophenol	220	U	220	62	
91-94-1	3,3'-Dichlorobenzidine	430	U	430	260	
99-09-2	3-Nitroaniline	430	U	430	61	
534-52-1	4,6-Dinitro-2-methylphenol	430	U	430	220	
101-55-3	4-Bromophenyl phenyl ether	220	U	220	31	
59-50-7	4-Chloro-3-methylphenol	220	U	220	54	
106-47-8	4-Chloroaniline	220	U	220	54	
7005-72-3	4-Chlorophenyl phenyl ether	220	U	220	27	
106-44-5	4-Methylphenol	430	U	430	26	
100-01-6	4-Nitroaniline	430	U	430	120	
100-02-7	4-Nitrophenol	430	U	430	150	
83-32-9	Acenaphthene	220	U	220	32	
208-96-8	Acenaphthylene	220	U	220	29	
98-86-2	Acetophenone	220	U	220	30	
120-12-7	Anthracene	220	U	220	54	
1912-24-9	Atrazine	220	U	220	77	
100-52-7	Benzaldehyde	220	U	220	180	UJ
56-55-3	Benzo[a]anthracene	220	U	220	22	
50-32-8	Benzo[a]pyrene	220	U	220	32	
205-99-2	Benzo[b]fluoranthene	220	U	220	35	
191-24-2	Benzo[g,h,i]perylene	220	U	220	23	
207-08-9	Benzo[k]fluoranthene	220	U	220	29	

MKP 5/31/2022

FORM I
GC/MS SEMI VOA ORGANICS ANALYSIS DATA SHEET

Lab Name: Eurofins Buffalo | Job No.: 480-197453-1
SDG No.:
Client Sample ID: SSWNW 01 | Lab Sample ID: 480-197453-7
Matrix: Solid | Lab File ID: V3157539.D
Analysis Method: 8270D | Date Collected: 05/03/2022 14:30
Extract. Method: 3550C | Date Extracted: 05/04/2022 15:54
Sample wt/vol: 30.37(g) | Date Analyzed: 05/05/2022 20:30
Con. Extract Vol.: 1(mL) | Dilution Factor: 1
Injection Volume: 1(uL) | Level: (low/med) Low
% Moisture: 23.8 | GPC Cleanup:(Y/N) N
Analysis Batch No.: 624716 | Units: ug/Kg

CAS NO.	COMPOUND NAME	RESULT	Q	RL	MDL	
92-52-4	Biphenyl	220	U	220	32	
108-60-1	bis (2-chloroisopropyl) ether	220	U	220	44	
111-91-1	Bis(2-chloroethoxy)methane	220	U	220	47	
111-44-4	Bis(2-chloroethyl)ether	220	U	220	29	
117-81-7	Bis(2-ethylhexyl) phthalate	220	U	220	75	
85-68-7	Butyl benzyl phthalate	220	U	220	36	
105-60-2	Caprolactam	220	U	220	66	
86-74-8	Carbazole	220	U	220	26	
218-01-9	Chrysene	220	U	220	49	
53-70-3	Dibenz(a,h)anthracene	220	U	220	39	
132-64-9	Dibenzofuran	220	U	220	26	
84-66-2	Diethyl phthalate	220	U	220	29	
131-11-3	Dimethyl phthalate	220	U	220	26	
84-74-2	Di-n-butyl phthalate	220	U	220	38	
117-84-0	Di-n-octyl phthalate	220	U	220	26	
206-44-0	Fluoranthene	220	U	220	23	
86-73-7	Fluorene	220	U	220	26	
118-74-1	Hexachlorobenzene	220	U	220	30	
87-68-3	Hexachlorobutadiene	220	U	220	32	UJ
77-47-4	Hexachlorocyclopentadiene	220	U	220	30	
67-72-1	Hexachloroethane	220	U	220	29	
193-39-5	Indeno[1,2,3-cd]pyrene	220	U	220	27	
78-59-1	Isophorone	220	U	220	47	
91-20-3	Naphthalene	220	U	220	29	
98-95-3	Nitrobenzene	220	U	220	25	
621-64-7	N-Nitrosodi-n-propylamine	220	U	220	38	
86-30-6	N-Nitrosodiphenylamine	220	U	220	180	
87-86-5	Pentachlorophenol	430	U	430	220	
85-01-8	Phenanthrene	220	U	220	32	
108-95-2	Phenol	220	U	220	34	
129-00-0	Pyrene	220	U	220	26	

MKP 5/31/2022

Method 8081B

Organochlorine Pesticides (GC) by Method 8081B

FORM I
PESTICIDES ORGANICS ANALYSIS DATA SHEET

Lab Name: Eurofins Buffalo | Job No.: 480-197453-1

SDG No.:

Client Sample ID: SSWNW 01 | Lab Sample ID: 480-197453-7

Matrix: Solid | Lab File ID: 5_53036.D

Analysis Method: 8081B | Date Collected: 05/03/2022 14:30

Extraction Method: 3550C | Date Extracted: 05/04/2022 15:41

Sample wt/vol: 30.83(g) | Date Analyzed: 05/06/2022 14:00

Con. Extract Vol.: 10(mL) | Dilution Factor: 1

Injection Volume: 1(uL) | GC Column: RTX-CLPI ID: 0.53(mm)

% Moisture: 23.8 | GPC Cleanup:(Y/N) N

Analysis Batch No.: 624899 | Units: ug/Kg

CAS NO.	COMPOUND NAME	RESULT	Q	RL	MDL
72-54-8	4,4'-DDD	2.1	U	2.1	0.41
72-55-9	4,4'-DDE	2.1	U	2.1	0.45
50-29-3	4,4'-DDT	~~1.1~~ 2.1 UJ	J B	2.1	0.50
309-00-2	Aldrin	2.1	U	2.1	0.52
319-84-6	alpha-BHC	2.1	U	2.1	0.38
319-85-7	beta-BHC	2.1	U	2.1	0.38
5103-71-9	cis-Chlordane	2.1	U	2.1	1.1
319-86-8	delta-BHC	2.1	U	2.1	0.40
60-57-1	Dieldrin	2.1	U	2.1	0.51
959-98-8	Endosulfan I	2.1	U	2.1	0.41
33213-65-9	Endosulfan II	2.1	U	2.1	0.38
1031-07-8	Endosulfan sulfate	2.1	U	2.1	0.40
72-20-8	Endrin	2.1	U	2.1	0.42
7421-93-4	Endrin aldehyde	2.1	U	2.1	0.54
53494-70-5	Endrin ketone	2.1	U	2.1	0.52
58-89-9	gamma-BHC (Lindane)	2.1	U	2.1	0.39
76-44-8	Heptachlor	2.1	U	2.1	0.46
1024-57-3	Heptachlor epoxide	2.1	U	2.1	0.55
72-43-5	Methoxychlor	2.1	U	2.1	0.43
8001-35-2	Toxaphene	21	U	21	12
5103-74-2	trans-Chlordane	2.1	U	2.1	0.68

CAS NO.	SURROGATE	%REC	Q	LIMITS
2051-24-3	DCB Decachlorobiphenyl	84		45-120
877-09-8	Tetrachloro-m-xylene	79		30-124

MKP 5/31/2022

FORM I 8081B

Method 8082A

Polychlorinated Biphenyls (PCBs) (GC) by Method 8082A

No data validation qualifiers were added

MKP 5/31/2022

FORM I
PCBS ORGANICS ANALYSIS DATA SHEET

Lab Name: Eurofins Buffalo
Job No.: 480-197453-1
SDG No.:
Client Sample ID: SSWNW 01
Lab Sample ID: 480-197453-7
Matrix: Solid
Lab File ID: 6_109-028.D
Analysis Method: 8082A
Date Collected: 05/03/2022 14:30
Extraction Method: 3550C
Date Extracted: 05/05/2022 15:38
Sample wt/vol: 2.58(g)
Date Analyzed: 05/06/2022 12:56
Con. Extract Vol.: 10(mL)
Dilution Factor: 1
Injection Volume: 1(uL)
GC Column: ZB-35 ID: 0.53(mm)
% Moisture: 23.8
GPC Cleanup:(Y/N) N
Analysis Batch No.: 624823
Units: mg/Kg

CAS NO.	COMPOUND NAME	RESULT	Q	RL	MDL
12674-11-2	PCB-1016	0.25	U	0.25	0.050
11104-28-2	PCB-1221	0.25	U	0.25	0.050
11141-16-5	PCB-1232	0.25	U	0.25	0.050
53469-21-9	PCB-1242	0.25	U	0.25	0.050
12672-29-6	PCB-1248	0.25	U	0.25	0.050
11097-69-1	PCB-1254	0.25	U	0.25	0.12
11096-82-5	PCB-1260	0.25	U	0.25	0.12

CAS NO.	SURROGATE	%REC	Q	LIMITS
2051-24-3	DCB Decachlorobiphenyl	101		65-174
877-09-8	Tetrachloro-m-xylene	114		60-154

METALS

No data validation qualifiers were added

MKP 5/31/2022

COVER PAGE
METALS

Lab Name: Eurofins Buffalo Job Number: 480-197453-1

SDG No.:

Project: Pilgrim Village Senior

Client Sample ID	Lab Sample ID
SE 1A	480-197453-1
SD 1A	480-197453-2
SD 2A	480-197453-3
SB 02A	480-197453-4
SB 08A	480-197453-5
SC 6A	480-197453-6
SSWNW 01	480-197453-7
SC 9A	480-197453-8

Comments:

1A-IN
INORGANIC ANALYSIS DATA SHEET
METALS

Client Sample ID: SE 1A
Lab Sample ID: 480-197453-1
Lab Name: Eurofins Buffalo
Job No.: 480-197453-1
SDG ID.:
Matrix: Solid
Date Sampled: 05/03/2022 14:00
Reporting Basis: DRY
Date Received: 05/03/2022 16:45
% Solids: 77.5

CAS No.	Analyte	Result	RL	MDL	Units	C	Q	DIL	Method
7440-39-3	Barium	238	0.66	0.15	mg/Kg			1	6010C

1A-IN
INORGANIC ANALYSIS DATA SHEET
METALS

Client Sample ID: SD 1A
Lab Sample ID: 480-197453-2
Lab Name: Eurofins Buffalo
Job No.: 480-197453-1
SDG ID.:
Matrix: Solid
Date Sampled: 05/03/2022 14:10
Reporting Basis: DRY
Date Received: 05/03/2022 16:45
% Solids: 81.9

CAS No.	Analyte	Result	RL	MDL	Units	C	Q	DIL	Method
7440-39-3	Barium	171	0.60	0.13	mg/Kg			1	6010C

1A-IN
INORGANIC ANALYSIS DATA SHEET
METALS

Client Sample ID: SD 2A
Lab Sample ID: 480-197453-3
Lab Name: Eurofins Buffalo
Job No.: 480-197453-1
SDG ID.:
Matrix: Solid
Date Sampled: 05/03/2022 14:20
Reporting Basis: DRY
Date Received: 05/03/2022 16:45
% Solids: 81.4

CAS No.	Analyte	Result	RL	MDL	Units	C	Q	DIL	Method
7440-39-3	Barium	175	0.63	0.14	mg/Kg			1	6010C

1A-IN
INORGANIC ANALYSIS DATA SHEET
METALS

Client Sample ID: SB 02A

Lab Sample ID: 480-197453-4

Lab Name: Eurofins Buffalo

Job No.: 480-197453-1

SDG ID.:

Matrix: Solid

Date Sampled: 05/03/2022 14:40

Reporting Basis: DRY

Date Received: 05/03/2022 16:45

% Solids: 83.3

CAS No.	Analyte	Result	RL	MDL	Units	C	Q	DIL	Method
7439-92-1	Lead	18.8	1.2	0.29	mg/Kg			1	6010C
7440-66-6	Zinc	62.6	2.4	0.77	mg/Kg			1	6010C
7439-97-6	Mercury	0.013	0.025	0.0056	mg/Kg	J		1	7471B

1A-IN
INORGANIC ANALYSIS DATA SHEET
METALS

Client Sample ID: SB 08A

Lab Sample ID: 480-197453-5

Lab Name: Eurofins Buffalo

Job No.: 480-197453-1

SDG ID.:

Matrix: Solid

Date Sampled: 05/03/2022 14:50

Reporting Basis: DRY

Date Received: 05/03/2022 16:45

% Solids: 76.7

CAS No.	Analyte	Result	RL	MDL	Units	C	Q	DIL	Method
7440-38-2	Arsenic	5.7	2.7	0.54	mg/Kg			1	6010C

1A-IN
INORGANIC ANALYSIS DATA SHEET
METALS

Client Sample ID: SC 6A

Lab Sample ID: 480-197453-6

Lab Name: Eurofins Buffalo

Job No.: 480-197453-1

SDG ID.:

Matrix: Solid

Date Sampled: 05/03/2022 15:00

Reporting Basis: DRY

Date Received: 05/03/2022 16:45

% Solids: 82.2

CAS No.	Analyte	Result	RL	MDL	Units	C	Q	DIL	Method
7439-92-1	Lead	18.1	1.2	0.30	mg/Kg			1	6010C
7440-66-6	Zinc	60.7	2.5	0.79	mg/Kg			1	6010C
7439-97-6	Mercury	0.022	0.024	0.0056	mg/Kg	J		1	7471B

1A-IN
INORGANIC ANALYSIS DATA SHEET
METALS

Client Sample ID: SSWNW 01
Lab Sample ID: 480-197453-7
Lab Name: Eurofins Buffalo
Job No.: 480-197453-1
SDG ID.:
Matrix: Solid
Date Sampled: 05/03/2022 14:30
Reporting Basis: DRY
Date Received: 05/03/2022 16:45
% Solids: 76.2

CAS No.	Analyte	Result	RL	MDL	Units	C	Q	DIL	Method
7440-38-2	Arsenic	16.3	2.6	0.52	mg/Kg			1	6010C
7440-39-3	Barium	222	0.66	0.14	mg/Kg			1	6010C
7440-41-7	Beryllium	1.1	0.26	0.037	mg/Kg			1	6010C
7440-43-9	Cadmium	0.31	0.26	0.039	mg/Kg			1	6010C
7440-47-3	Chromium	28.3	0.66	0.26	mg/Kg			1	6010C
7440-50-8	Copper	9.4	1.3	0.28	mg/Kg			1	6010C
7439-92-1	Lead	23.1	1.3	0.31	mg/Kg			1	6010C
7439-96-5	Manganese	461	0.26	0.042	mg/Kg			1	6010C
7440-02-0	Nickel	28.5	6.6	0.30	mg/Kg			1	6010C
7782-49-2	Selenium	2.4	5.2	0.52	mg/Kg	J		1	6010C
7440-22-4	Silver	0.79	0.79	0.26	mg/Kg	U		1	6010C
7440-66-6	Zinc	78.8	2.6	0.84	mg/Kg			1	6010C
7439-97-6	Mercury	0.036	0.027	0.0062	mg/Kg			1	7471B

1A-IN
INORGANIC ANALYSIS DATA SHEET
METALS

Client Sample ID: SC 9A

Lab Sample ID: 480-197453-8

Lab Name: Eurofins Buffalo

Job No.: 480-197453-1

SDG ID.:

Matrix: Solid

Date Sampled: 05/03/2022 15:10

Reporting Basis: DRY

Date Received: 05/03/2022 16:45

% Solids: 84.1

CAS No.	Analyte	Result	RL	MDL	Units	C	Q	DIL	Method
7439-92-1	Lead	12.6	1.2	0.30	mg/Kg			1	6010C

GENERAL CHEMISTRY

No data validation qualifiers were added

MKP 5/31/2022

COVER PAGE
GENERAL CHEMISTRY

Lab Name: Eurofins Buffalo Job Number: 480-197453-1

SDG No.:

Project: Pilgrim Village Senior

Client Sample ID	Lab Sample ID
SE 1A	480-197453-1
SD 1A	480-197453-2
SD 2A	480-197453-3
SB 02A	480-197453-4
SB 08A	480-197453-5
SC 6A	480-197453-6
SSWNW 01	480-197453-7
SC 9A	480-197453-8

Comments:

General Chemistry Raw Data Report

Job ID: 480-197453-1

Batch: 624579 **Analyst Initials: JMM**

Method: Moisture **Instrument: No Equipment Used for this Test**

Lab Sample ID: 480-197453-A-1 **Analysis Date: May 04, 2022 16:09**

Analyte	Detector	Dilution	Raw Result	Unit
Percent Moisture	None	1	22.5479143179256	%

Lab Sample ID: 480-197453-A-2 **Analysis Date: May 04, 2022 16:09**

Analyte	Detector	Dilution	Raw Result	Unit
Percent Moisture	None	1	18.1311018131102	%

Lab Sample ID: 480-197453-A-3 **Analysis Date: May 04, 2022 16:09**

Analyte	Detector	Dilution	Raw Result	Unit
Percent Moisture	None	1	18.5536888239591	%

Lab Sample ID: 480-197453-A-4 **Analysis Date: May 04, 2022 16:09**

Analyte	Detector	Dilution	Raw Result	Unit
Percent Moisture	None	1	16.6666666666667	%

Lab Sample ID: 480-197453-A-5 **Analysis Date: May 04, 2022 16:09**

Analyte	Detector	Dilution	Raw Result	Unit
Percent Moisture	None	1	23.2635060639471	%

Lab Sample ID: 480-197453-A-6 **Analysis Date: May 04, 2022 16:09**

Analyte	Detector	Dilution	Raw Result	Unit
Percent Moisture	None	1	17.8294573643411	%

Lab Sample ID: 480-197453-A-7 **Analysis Date: May 04, 2022 16:09**

Analyte	Detector	Dilution	Raw Result	Unit
Percent Moisture	None	1	23.8453276047261	%

Lab Sample ID: 480-197453-A-8 **Analysis Date: May 04, 2022 16:09**

Analyte	Detector	Dilution	Raw Result	Unit
Percent Moisture	None	1	15.886524822695	%

Lab Sample ID: 480-197453-A-8 MS **Analysis Date: May 04, 2022 16:09**

Analyte	Detector	Dilution	Raw Result	Unit
Percent Moisture	None	1	15.886524822695	%

Lab Sample ID: 480-197453-A-8 MSD **Analysis Date: May 04, 2022 16:09**

Analyte	Detector	Dilution	Raw Result	Unit
Percent Moisture	None	1	15.886524822695	%

Appendix B

Laboratory QC Documentation

FORM VII
GC/MS VOA CONTINUING CALIBRATION DATA

Lab Name: Eurofins Buffalo Job No.: 480-197453-1

SDG No.:

Lab Sample ID: CCVIS 480-624594/4 Calibration Date: 05/04/2022 18:51

Instrument ID: HP5977M Calib Start Date: 04/03/2022 22:58

GC Column: ZB-624 (30) VOA ID: 0.25(mm) Calib End Date: 04/04/2022 01:23

Lab File ID: M03488.D Conc. Units: ug/L Heated Purge: (Y/N) Y

ANALYTE	CURVE TYPE	AVE RRF	RRF	MIN RRF	CALC AMOUNT	SPIKE AMOUNT	%D	MAX %D	
Dichlorodifluoromethane	Ave	1.390	2.025	0.1000	72.9	50.0	45.7	50.0	
Chloromethane	Ave	1.852	2.330	0.1000	62.9	50.0	25.8*	20.0	
Vinyl chloride	Ave	1.570	2.100	0.1000	66.9	50.0	33.7*	20.0	
Butadiene	Ave	1.627	2.162		66.4	50.0	32.9*	20.0	
Bromomethane	Ave	0.7820	0.9581	0.1000	61.3	50.0	22.5	50.0	
Chloroethane	Ave	0.8552	1.135	0.1000	66.3	50.0	32.7	50.0	
Trichlorofluoromethane	Ave	1.614	2.183	0.1000	67.6	50.0	35.2*	20.0	NT
Dichlorofluoromethane	Ave	2.000	2.481		62.0	50.0	24.0*	20.0	NT
Ethyl ether	Ave	1.171	1.243		53.1	50.0	6.1	20.0	
Acrolein	Ave	0.1169	0.1068		229	250	-8.6	50.0	
1,1,2-Trichloro-1,2,2-trifluoroethane	Ave	1.177	1.428	0.1000	60.7	50.0	21.3*	20.0	NT
1,1-Dichloroethene	Ave	1.011	1.190	0.1000	58.9	50.0	17.7	20.0	
Acetone	Ave	0.4870	0.5486	0.1000	282	250	12.7	50.0	
Iodomethane	Ave	1.947	2.141		55.0	50.0	9.9	20.0	
Carbon disulfide	Ave	3.587	3.986	0.1000	55.6	50.0	11.1	20.0	
Allyl chloride	Ave	2.148	2.277		53.0	50.0	6.0	20.0	
Methyl acetate	Ave	1.072	1.088	0.1000	102	100	1.5	50.0	
Methylene Chloride	Lin1		1.447	0.1000	57.1	50.0	14.1	20.0	
2-Methyl-2-propanol	Ave	0.1761	0.1407		400	500	-20.1	50.0	NT
Methyl tert-butyl ether	Ave	3.801	3.907	0.1000	51.4	50.0	2.8	20.0	
trans-1,2-Dichloroethene	Ave	1.227	1.416	0.1000	57.7	50.0	15.5	20.0	
Acrylonitrile	Ave	0.5772	0.6145		532	500	6.4	20.0	
Hexane	Ave	2.062	2.375		57.6	50.0	15.2	20.0	
1,1-Dichloroethane	Ave	2.381	2.698	0.2000	56.7	50.0	13.3	20.0	
Vinyl acetate	Ave	2.631	2.379		90.5	100	-9.5	20.0	
2,2-Dichloropropane	Ave	1.418	1.424		50.2	50.0	0.4	20.0	
cis-1,2-Dichloroethene	Ave	1.413	1.575	0.1000	55.7	50.0	11.4	20.0	
2-Butanone (MEK)	Ave	0.6729	0.7415	0.1000	275	250	10.2	20.0	
Chlorobromomethane	Ave	0.7413	0.7971		53.8	50.0	7.5	20.0	
Tetrahydrofuran	Ave	0.4779	0.4928		103	100	3.1	20.0	
Chloroform	Ave	2.206	2.456	0.2000	55.7	50.0	11.3	20.0	
Cyclohexane	Ave	2.517	3.015	0.1000	59.9	50.0	19.8	20.0	
1,1,1-Trichloroethane	Ave	1.713	1.957	0.1000	57.1	50.0	14.3	20.0	
Carbon tetrachloride	Ave	1.356	1.470	0.1000	54.2	50.0	8.5	20.0	
1,1-Dichloropropene	Ave	1.554	1.910		61.5	50.0	22.9*	20.0	NT
Benzene	Ave	4.743	5.315	0.5000	56.0	50.0	12.1	20.0	
Isobutyl alcohol	Ave	0.0580	0.0501		1080	1250	-13.6	50.0	
1,2-Dichloroethane	Ave	1.764	1.951	0.1000	55.3	50.0	10.6	20.0	
n-Heptane	Ave	2.020	2.452		60.7	50.0	21.4*	20.0	NT
Trichloroethene	Ave	1.229	1.414	0.2000	57.5	50.0	15.0	20.0	

FORM VII 8260C

FORM I
GC/MS VOA ORGANICS ANALYSIS DATA SHEET

Lab Name: Eurofins Buffalo
Job No.: 480-197453-1
SDG No.:
Client Sample ID:
Lab Sample ID: MB 480-624592/2-A
Matrix: Solid
Lab File ID: M03492.D
Analysis Method: 8260C
Date Collected:
Sample wt/vol: 4.86(g)
Date Analyzed: 05/04/2022 20:27
Soil Aliquot Vol:
Dilution Factor: 1
Soil Extract Vol.:
GC Column: ZB-624 (30) VOA ID: 0.25(mm)
% Moisture:
Level: (low/med) Low
Analysis Batch No.: 624594
Units: ug/Kg

CAS NO.	COMPOUND NAME	RESULT	Q	RL	MDL
79-20-9	Methyl acetate	26	U	26	3.1
1634-04-4	Methyl tert-butyl ether	5.1	U	5.1	0.51
108-87-2	Methylcyclohexane	5.1	U	5.1	0.78
75-09-2	Methylene Chloride	5.1	U	5.1	2.4
100-42-5	Styrene	5.1	U	5.1	0.26
127-18-4	Tetrachloroethene	5.1	U	5.1	0.69
108-88-3	Toluene	1.10	J	5.1	0.39
156-60-5	trans-1,2-Dichloroethene	5.1	U	5.1	0.53
10061-02-6	trans-1,3-Dichloropropene	5.1	U	5.1	2.3
79-01-6	Trichloroethene	5.1	U	5.1	1.1
75-69-4	Trichlorofluoromethane	5.1	U	5.1	0.49
75-01-4	Vinyl chloride	5.1	U	5.1	0.63
1330-20-7	Xylenes, Total	10	U	10	0.86

CAS NO.	SURROGATE	%REC	Q	LIMITS
17060-07-0	1,2-Dichloroethane-d4 (Surr)	100		64-126
460-00-4	4-Bromofluorobenzene (Surr)	98		72-126
1868-53-7	Dibromofluoromethane (Surr)	105		60-140
2037-26-5	Toluene-d8 (Surr)	91		71-125

FORM VII
GC/MS SEMI VOA CONTINUING CALIBRATION DATA

Lab Name: Eurofins Buffalo | Job No.: 480-197453-1

SDG No.:

Lab Sample ID: CCVIS 480-624716/3 | Calibration Date: 05/05/2022 13:40

Instrument ID: HP5973V | Calib Start Date: 04/01/2022 15:58

GC Column: RXI-5Sil MS ID: 0.25(mm) | Calib End Date: 04/01/2022 18:47

Lab File ID: V3157522.D | Conc. Units: ug/L

ANALYTE	CURVE TYPE	AVE RRF	RRF	MIN RRF	CALC AMOUNT	SPIKE AMOUNT	%D	MAX %D
1,4-Dioxane	Ave	0.6883	0.6293	0.0100	45700	50000	-8.6	20.0
N-Nitrosodimethylamine	Ave	1.034	1.028	0.0100	49700	50000	-0.6	50.0
Pyridine	Ave	1.156	1.150	0.0100	99500	100000	-0.5	50.0
Benzaldehyde	Lin1		1.346	0.0100	61900	50000	23.8	50.0
Aniline	Ave	2.711	2.670	0.0100	49200	50000	-1.5	20.0
Phenol	Ave	2.103	2.086	0.8000	49600	50000	-0.8	20.0
Bis(2-chloroethyl)ether	Ave	1.586	1.527	0.7000	48200	50000	-3.7	20.0
2-Chlorophenol	Ave	1.426	1.402	0.8000	49200	50000	-1.7	20.0
n-Decane	Ave	2.131	1.965	0.0100	46100	50000	-7.8	20.0
1,3-Dichlorobenzene	Ave	1.440	1.427	0.0100	49500	50000	-0.9	20.0
1,4-Dichlorobenzene	Ave	1.501	1.390	0.0100	46300	50000	-7.4	20.0
Benzyl alcohol	Ave	1.003	0.9898	0.0100	49300	50000	-1.3	20.0
1,2-Dichlorobenzene	Ave	1.333	1.285	0.0100	48200	50000	-3.6	20.0
Indene	Ave	0.6932	0.7335	0.0100	159000	150000	5.8	20.0
2-Methylphenol	Ave	1.418	1.373	0.7000	48400	50000	-3.1	20.0
bis (2-chloroisopropyl) ether	Ave	2.487	2.376	0.0100	47800	50000	-4.5	20.0
Acetophenone	Ave	2.026	2.103	0.0100	51900	50000	3.8	20.0
N-Nitrosodi-n-propylamine	Ave	1.163	1.186	0.5000	51000	50000	2.0	20.0
4-Methylphenol	Ave	1.439	1.402	0.6000	48700	50000	-2.5	20.0
Hexachloroethane	Ave	0.6558	0.6659	0.3000	50800	50000	1.5	20.0
Nitrobenzene	Ave	0.5082	0.5710	0.2000	56200	50000	12.4	20.0
Isophorone	Ave	0.8363	0.9648	0.4000	57700	50000	15.4	20.0
2-Nitrophenol	Ave	0.1860	0.2053	0.1000	55200	50000	10.4	20.0
2,4-Dimethylphenol	Ave	0.4099	0.4702	0.2000	57400	50000	14.7	20.0
Bis(2-chloroethoxy)methane	Ave	0.5019	0.5550	0.3000	55300	50000	10.6	20.0
2,4-Dichlorophenol	Ave	0.2914	0.3030	0.2000	52000	50000	4.0	20.0
Benzoic acid	Lin1		0.3300	0.0100	158000	150000	5.5	50.0
1,2,4-Trichlorobenzene	Lin2		0.3239	0.0100	55700	50000	11.4	20.0
Naphthalene	Ave	1.018	1.125	0.7000	55300	50000	10.5	20.0
4-Chloroaniline	Ave	0.4588	0.4861	0.0100	53000	50000	5.9	20.0
2,6-Dichlorophenol	Ave	0.2802	0.3101	0.0100	55300	50000	10.7	20.0
Hexachlorobutadiene	Ave	0.2001	0.2496	0.0100	62400	50000	24.8*	20.0
Caprolactam	Ave	0.1135	0.1254	0.0100	55300	50000	10.5	50.0
4-Chloro-3-methylphenol	Lin2		0.3924	0.2000	56900	50000	13.8	20.0
2-Methylnaphthalene	Ave	0.6807	0.7553	0.4000	55500	50000	11.0	20.0
1-Methylnaphthalene	Ave	0.6429	0.6790	0.0100	52800	50000	5.6	20.0
1,2,4,5-Tetrachlorobenzene	Ave	0.5616	0.5726	0.0100	51000	50000	2.0	20.0
Hexachlorocyclopentadiene	Ave	0.4210	0.4316	0.0500	51300	50000	2.5	20.0
2,4,6-Trichlorophenol	Ave	0.3686	0.4083	0.2000	55400	50000	10.8	20.0
2,4,5-Trichlorophenol	Ave	0.3909	0.4175	0.2000	53400	50000	6.8	20.0

FORM I
PESTICIDES ORGANICS ANALYSIS DATA SHEET

Lab Name: Eurofins Buffalo
Job No.: 480-197453-1
SDG No.:
Client Sample ID:
Lab Sample ID: MB 480-624571/1-A
Matrix: Solid
Lab File ID: 5_53012.D
Analysis Method: 8081B
Date Collected:
Extraction Method: 3550C
Date Extracted: 05/04/2022 15:41
Sample wt/vol: 30.44(g)
Date Analyzed: 05/05/2022 10:24
Con. Extract Vol.: 10(mL)
Dilution Factor: 1
Injection Volume: 1(uL)
GC Column: RTX-CLPI ID: 0.53(mm)
% Moisture:
GPC Cleanup:(Y/N) N
Analysis Batch No.: 624639
Units: ug/Kg

CAS NO.	COMPOUND NAME	RESULT	Q	RL	MDL
72-54-8	4,4'-DDD	1.6	U	1.6	0.32
72-55-9	4,4'-DDE	1.6	U	1.6	0.34
50-29-3	4,4'-DDT	0.927	J	1.6	0.38
309-00-2	Aldrin	1.6	U	1.6	0.40
319-84-6	alpha-BHC	1.6	U	1.6	0.30
319-85-7	beta-BHC	1.6	U	1.6	0.30
5103-71-9	cis-Chlordane	1.6	U	1.6	0.82
319-86-8	delta-BHC	1.6	U	1.6	0.31
60-57-1	Dieldrin	1.6	U	1.6	0.39
959-98-8	Endosulfan I	1.6	U	1.6	0.32
33213-65-9	Endosulfan II	1.6	U	1.6	0.30
1031-07-8	Endosulfan sulfate	1.6	U	1.6	0.31
72-20-8	Endrin	1.6	U	1.6	0.33
7421-93-4	Endrin aldehyde	1.6	U	1.6	0.42
53494-70-5	Endrin ketone	1.6	U	1.6	0.40
58-89-9	gamma-BHC (Lindane)	1.6	U	1.6	0.30
76-44-8	Heptachlor	1.6	U	1.6	0.36
1024-57-3	Heptachlor epoxide	1.6	U	1.6	0.42
72-43-5	Methoxychlor	1.6	U	1.6	0.34
8001-35-2	Toxaphene	16	U	16	9.6
5103-74-2	trans-Chlordane	1.6	U	1.6	0.52

CAS NO.	SURROGATE	%REC	Q	LIMITS
2051-24-3	DCB Decachlorobiphenyl	83		45-120
877-09-8	Tetrachloro-m-xylene	73		30-124

Appendix C

Validator Qualifications

KENNETH R. APPLIN
Geochemist/Data Validator

Ph.D., Geochemistry and Mineralogy, The Pennsylvania State University

M.S., Geochemistry and Mineralogy, The Pennsylvania State University

B.A., Geological Sciences, SUNY at Geneseo, NY

Dr. Applin has over 35 years of experience working with the geochemistry of natural waters. His prior experience includes working as an Assistant Professor of Geology at the University of Missouri-Columbia and as Chief Hydrogeologist and Geochemist with a leading engineering firm in Rochester, NY. In 1993, he established KR Applin and Associates, a small consulting business that focuses on the geochemistry of natural waters, especially as applied to problems involving the contamination of groundwater and surface water.

Dr. Applin is also an experienced analytical data validator and has provided data validation services since 1994 to a variety of clients performing brownfield cleanup projects, hazardous waste remediation, groundwater monitoring at solid waste facilities, and other projects requiring third-party data validation. Dr. Applin has several years of hands-on experience with the laboratory analysis of natural waters and has successfully completed the USEPA Region II certification courses for performing inorganic and organic analytical data validation.

MICHAEL K. PERRY
Chemist/Data Validator

B.S. Chemistry, Georgia State University, Atlanta, GA

A.A.S., Chemical Technology, Alfred State College, Alfred, NY

Mr. Perry has over 30 years of experience in the analytical laboratory business. During his early career, he spent several years as a laboratory analyst performing the analysis of soil, water, and air samples for inorganic and organic chemical parameters. During his last 20 years in the environmental laboratory business, he managed and directed two major analytical laboratories in Rochester, NY. His management responsibilities included oversight of the daily operations of the lab, staff training and supervision, the selection, purchase, and maintenance of analytical instruments, the introduction of new laboratory methods, analytical quality assurance and quality control, data acquisition and management, and other business-related activities.

Mr. Perry has an extensive working knowledge of the methods and procedures used for sampling and analyzing both inorganic and organic analytes in soil, water, and air. He is an accomplished laboratory chemist and is familiar with the analytical methods and procedures established under the USEPA Contract Laboratory Protocols (CLP), the NYSDEC Analytical Services Protocols (ASP), and the NYSDOH Environmental Laboratory Approval Program (ELAP).

DATA USABILITY SUMMARY REPORT (DUSR)

Pilgrim Village Senior
951 Ellicott St.
Buffalo, NY 14209
NYSDEC BCP # C915363

SDG: J199126-1
11 soil samples

Prepared for:

BE3 Corp.
960 Busti Avenue
Suite 150-B
Buffalo, NY 14213
Attention: Dalton Stack

July 2022

EDU *Environmental Data Usability 10028 Deer Park Dr. Dansville, NY 14437 585-991-9156*

Table of Contents

		Page No.
REVIEWER'S NARRATIVE		
1.0	SUMMARY	1
2.0	INTRODUCTION	1
3.0	SAMPLE AND ANALYSIS SUMMARY	2
4.0	GUIDANCE DOCUMENTS AND DATA REVIEW CRITERIA	2
5.0	DATA VALIDATION QUALIFIERS	3
6.0	RESULTS OF THE DATA REVIEW	4
7.0	TOTAL USABLE DATA	4

APPENDIX A Validated Analytical Results
APPENDIX B Laboratory QC Documentation
APPENDIX C Validator Qualifications

Tables

Table 4-1 Data Validation Guidance Documents
Table 4-2 Quality Control Criteria for Validating Laboratory Analytical Data

Summaries of Validated Results
Table 6-1 VOCs
Table 6-2 SVOCs
Table 6-3 Pesticides
Table 6-4 PCBs
Table 6-5 Metals

REVIEWER'S NARRATIVE
BE3 SDG J199126-1: Pilgrim Village Senior

The data associated with this Sample Delivery Group (SDG) J199126-1, analyzed by Eurofins Buffalo, Buffalo, NY have been reviewed in accordance with assessment criteria provided by the New York State Department of Environmental Conservation following the review procedures provided in the USEPA Functional Guidelines for evaluating organic and inorganic data.

All analytical results reported by the laboratory are considered valid and acceptable except results that have been qualified as rejected, “R”. Results qualified as estimated “J”, or as non-detects, “U”, are considered usable for the purpose of evaluating water and/or soil quality. However, these qualifiers indicate that the accuracy and/or precision of the analytical result is questionable. A summary of all data that have been qualified and the reasons for qualification are provided in the following data usability summary report (DUSR).

Two facts should be noted by all data users. First, the “R” qualifier means that the associated value is unusable. In other words, due to significant quality control (QC) problems, the analysis is invalid and provides no information as to whether the analyte is present or not. Values qualified with an “R” should not appear on the final data tables because they cannot be relied upon, even as the last resort. Second, no analyte concentration, even if it has passed all QC tests, is guaranteed to be accurate. Strict QC serves to increase confidence in data, but any value potentially contains error.

Reviewer's Signature: Michael K. Perry Date: 7/20/2022

Michael K. Perry
Chemist

1.0 SUMMARY

SITE:	Pilgrim Village Senior 951 Ellicott St. Buffalo, NY 14209
SAMPLING DATE:	June 16, 2022
SAMPLE TYPE:	11 soil samples
LABORATORY:	Eurofins Buffalo Buffalo, NY
SDG No.:	J199126-1

2.0 INTRODUCTION

This data usability summary report (DUSR) was prepared in accordance with guidance provided by the New York State Department of Environmental Conservation (NYSDEC). The DUSR is based on a review and evaluation of the laboratory analytical data package. Specifically, the NYSDEC guidance recommends review and evaluation of the following elements of the data package:

- Completeness of the data package as defined under the requirements of the NYSDEC Analytical Services Protocols (ASP) Category B or the United States Environmental Protection Agency (USEPA) Contract Laboratory Program (CLP) deliverables,
- Compliance with established analyte holding times,
- Adherence to quality control (QC) limits and specifications for blanks, instrument tuning and calibration, surrogate recoveries, spike recoveries, laboratory duplicate analyses, and other QC criteria,
- Adherence to established analytical protocols,
- Conformance of data summary sheets with raw analytical data, and
- Use of correct data qualifiers.

Data deficiencies, analytical protocol deviations, and quality control problems identified using the review criteria above and their effect on the analytical results are discussed in this report.

3.0 SAMPLE AND ANALYSIS SUMMARY

The data package consists of analytical results for eleven soil samples collected on June 16, 2022. These samples were analyzed for Volatile Organic Compounds (VOCs), Semi-volatile Organic Compounds (SVOCs), Pesticides, PCBs, and Metals.

All analyses were performed by Eurofins Buffalo, Buffalo, NY and analyzed as SDG J199126-1. The analytical results were provided in NYSDEC ASP Category B format, which includes all raw analytical data and laboratory QC data.

4.0 GUIDANCE DOCUMENTS AND DATA REVIEW CRITERIA

The guidance documents appropriate for reviewing laboratory quality control (QC) data and assigning data qualifiers (flags) to analytical results were selected from those listed in Table 4-1. The QC limits established in the documents applicable to this data review were used to assess the quality of the analytical results. In some cases, however, QC limits established internally by the laboratory were taken into account to determine data quality.

The QC criteria considered for assessing the usability of the reported analytical results provided for each analyte type (i.e. VOCs, SVOCs, metals, etc.) are listed in Table 4-2. These criteria may vary with the analytical method utilized by the laboratory. These criteria comply with the guidance recommended in Section 2.0 above.

5.0 DATA VALIDATION QUALIFIERS

The letter qualifiers (flags) used to define data usability are described briefly below. These letters are assigned by the data validator to analytical results having questionable accuracy and/or precision as determined by reviewing the laboratory QC data associated with the analytical results.

TABLE 4-1

Guidance Used For Validating Laboratory Analytical Data

Analyte Group	Guidance	Date
Metals (ICP-AES)	USEPA SOP HW-3a, Rev. 1	September 2016
Metals (Hg & CN)	USEPA SOP HW-3c, Rev. 1	September 2016
Volatile Organic Compounds (by Methods 8260B & 8260C)	USEPA SOP HW-24, Rev. 4	September 2014
Semi-Volatile Organic Compounds (by Method 8270D)	USEPA SOP HW-22 Rev. 5	December 2010
Pesticides (by Method 8181B)	USEPA SOP HW-44, Rev. 1.1	December 2010
Chlorinated Herbicides (by Method 8151A)	USEPA SOP HW-17, Rev. 3.1	December 2010
Polychlorinated Biphenyls (PCBs)	USEPA SOP HW-37A, Rev. 0	June 2015
Volatile Organic Compounds (Air) (by Method TO-15)	USEPA SOP HW-31, Rev. 6	September 2016
Per- and PolyFluoroAlkyl Substances (PFAS)	* NYSDEC	January 2021
General Chemistry Parameters	per NYSDEC ASP	July 2005

* Sampling, Analysis, and Assessment of Per- and Polyfluoroalkyl Substances (PFAS) Under NYSDEC's Part 375 Remedial Programs, Appendix I

TABLE 4-2

QUALITY CONTROL CRITERIA USED FOR VALIDATING LABORATORY ANALYTICAL DATA

VOCs	SVOCs	Pesticides/PCBs	Metals	Gen Chemistry	PFAS
Completeness of Pkg	Completeness of Pkg	Completeness of Pkg	Completeness of Pkg	Completeness of Pkg	Completeness of Pkg
Sample Preservation	Sample Preservation	Sample Preservation	Sample Preservation	Sample Preservation	Sample Preservation
Holding Time	Holding Time	Holding Time	Holding Time	Holding Times	Holding Time
System Monitoring Compounds	Surrogate Recoveries	Surrogate Recoveries	Initial/Continuing Calibration	Calibration	Instr Performance Check
Lab Control Sample	Lab Control Sample	Matrix Spikes	CRDL Standards	Lab Control Samples	Initial Calibration
Matrix Spikes	Matrix Spikes	Blanks	Blanks	Blanks	Continuing Calibration
Blanks	Blanks	Instrument Calibration & Verification	Interference Check Sample	Spike Recoveries	Blanks
Instrument Tuning	Instrument Tuning	Comparison of duplicate GC column results	Spike Recoveries	Lab Duplicates	Surrogates
Internal Standards	Internal Standards	Analyte ID	Lab Duplicate		Lab Fortified Blank
Initial Calibration	Initial Calibration	Lab Qualifiers	Lab Control Sample		Matrix Spikes
Continuing Calibration	Continuing Calibration	Field Duplicate	ICP Serial Dilutions		Internal Standards
Lab Qualifiers	Lab Qualifiers		Lab Qualifiers		
Field Duplicate	Field Duplicate		Field Duplicate		

Method TO-15 (Air)
Completeness of Pkg
Sample Preservation
Holding Time
Canister Certification
Instrument Tuning
Initial Calibration and Instrument Performance
Daily Calibration
Blanks
Lab Control Sample
Field Duplicate

The laboratory may also use various letters and symbols to flag analytical results generated when QC limits were exceeded. The meanings of these flags may differ from those used by the independent data validator. Those used by the laboratory are provided with the analytical results.

NOTE: The assignment of data qualifiers by the data reviewer (validator) to laboratory analytical results should not necessarily be interpreted by the data user as a measure of laboratory ability or proficiency. Rather, the qualifiers are intended to provide a measure of data accuracy and precision to the data user, which, for example, may provide a level of confidence in determining whether or not standards or cleanup objectives have been met.

U The analyte was analyzed for but was not detected at or above the sample quantitation limit.

J The analyte was positively identified; the associated numerical value is the *approximate* concentration of the analyte in the sample. (The magnitude of any ± value associated with the result is not determined by data validation).

J+ The result is an estimated quantity and may be biased high.

J- The result is an estimated quantity and may be biased low.

UJ The analyte was analyzed for but not detected. The reported quantitation limit is approximate and may inaccurate or imprecise.

R The sample result is rejected (i.e., is unusable) due to serious deficiencies in the ability to analyze the sample and meet quality control criteria. The presence or absence of the analyte cannot be verified.

NJ The analysis indicates the presence of an analyte that has been "tentatively identified" and the associated numerical value represents its approximate concentration.

The validated analytical results are attached to this report. Validation qualifiers (flags) are indicated in red print. Data sheets having qualified data are signed and dated by the data reviewer.

6.0 RESULTS OF THE DATA REVIEW

The results of the data review are summarized in Tables 6-1 through 6-5. The tables list the samples where QC criteria were found to exceed acceptable limits and the actions taken to qualify the associated analytical results.

7.0 TOTAL USABLE DATA

For SDG J199126-1, eleven samples were analyzed and results were reported for 1826 analytes. Even though some results were flagged with a "J" as estimated, all results (100 %) are considered usable. See the summary table for the analyses that have rejected/qualified and the corresponding QC reasons.

NOTE: 1) As noted by the laboratory, the soil samples were not collected following SW846 5035A protocol. This adds an element of uncertainty to the analytical results for volatile organic analytes (VOAs). Although not specifically indicated on the final data sheets with a "J" flag, the VOA analytical results should be considered estimated, but usable.

Table 6-1 8260 VOCs

SAMPLES AFFECTED	ANALYTES	ACTION	QC VIOLATION	COMMENTS
none			none	

Table 6-2 8270 SVOCs

SAMPLES AFFECTED	ANALYTES	ACTION	QC VIOLATION	COMMENTS
SE 4 SD 4	Caprolactum	J detects UJ non-detects	CCV > QC limit	Data are estimated

Table 6-3 Pesticides

SAMPLES AFFECTED	ANALYTES	ACTION	QC VIOLATION	COMMENTS
SA 8	Methoxychlor	J	% D for second column confirmation > 25 %	Sample result is estimated

Table 6-4 PCBs

SAMPLES AFFECTED	ANALYTES	ACTION	QC VIOLATION	COMMENTS
none			none	

Table 6-5 Metals

SAMPLES AFFECTED	ANALYTES	ACTION	QC VIOLATION	COMMENTS
none			none	

ACRONYMS

BSP	Blank Spike
CCAL	Continuing Calibration
CCB	Continuing Calibration Blank
CCV	Continuing Calibration Verification
CRDL	Contract Required Detection Limit
CRQL	Contract Required Quantitation Limit
%D	Percent Difference
ICAL	Initial Calibration
ICB	Initial Calibration Blank
IS	Internal Standard
LCS	Laboratory Control Sample
MS/MSD	Matrix Spike/Matrix Spike Duplicate
QA	Quality Assurance
QC	Quality Control
%R	Percent recovery
RPD	Relative Percent Difference
RRF	Relative Response Factor
%RSD	Percent Relative Standard Deviation
TAL	Target Analyte List (metals)
TCL	Target Compound List (organics)

Appendix A

Validated Analytical Results

ANALYTICAL REPORT

Job Number: 480-199126-1

Job Description: Pilgrim Village Senior

For:
Brydges Engineering in Environment & Energy DPC
960 Busti Ave
Suite B-150
Buffalo, NY 14213

Attention: Mr. Dalton Stack

Approved for release.
John Beninati
Project Manager
6/30/2022 2:46 PM

John Beninati, Project Manager
10 Hazelwood Drive, Amherst, NY, 14228-2298
(716)504-9874
John.Beninati@et.eurofinsus.com
06/30/2022

The test results in this report meet all NELAP requirements for parameters for which accreditation is required or available. Any exceptions to the NELAP requirements are noted in this report. Pursuant to NELAP, this report may not be reproduced, except in full, without the written approval of the laboratory. This report is confidential and is intended for the sole use of Eurofins Environment Testing Northeast, LLC Buffalo and its client. All questions regarding this report should be directed to the Eurofins Environment Testing Northeast, LLC Buffalo Project Manager or designee who has signed this report.

The test results in this report relate only to the samples as received by the laboratory and will meet all requirements of the methodology, with any exceptions noted. This report shall not be reproduced except in full, without the express written approval of the laboratory. All questions should be directed to the Eurofins Environment Testing Northeast, LLC Project Manager.This report has been electronically signed and authorized by the signatory. Electronic signature is intended to be the legally binding equivalent of a traditionally handwritten signature.

Job Narrative
480-199126-1

Comments
No additional comments.

Revision 1
The report being provided is a revision of the original report sent on 6/24/2022. The report (revision 1) is being revised due to: Client requested re-analysis of samples SA1, SA5, SA6, SA7, SA8, and SA 9 for Nickel (Method 6010C) and sample SA2 for 4,4-DDD (Method 8151).

Receipt
The samples were received on 6/16/2022 4:01 PM. Unless otherwise noted below, the samples arrived in good condition, and where required, properly preserved and on ice. The temperature of the cooler at receipt was 16.2º C.

GC/MS VOA
No analytical or quality issues were noted, other than those described in the Definitions/Glossary page.

GC/MS Semi VOA
No analytical or quality issues were noted, other than those described in the Definitions/Glossary page.

GC Semi VOA
Method 8081B: The continuing calibration verification (CCV) associated with batch 480-630999 recovered above the upper control limit for Heptachlor epoxide. The samples associated with this CCV were non-detects for the affected analytes; therefore, the data have been reported. The associated samples are impacted: SA 1 (480-199126-1), SA 2 (480-199126-2), SA 3 (480-199126-3), SA 4 (480-199126-4), SA 5 (480-199126-5), SA 6 (480-199126-6), SA 7 (480-199126-7), SA 8 (480-199126-8), SA 9 (480-199126-9), SE 4 (480-199126-10) and SD 4 (480-199126-11).

Method 8081B: For method 8081, the recovery of the one surrogate in samples SA 2 (480-199126-2), SA 5 (480-199126-5), SA 6 (480-199126-6), SA 9 (480-199126-9) and SE 4 (480-199126-10) exceeds quality control limits due to the sample matrix. The recovery of the secondary surrogate is within quality control criteria; no corrective action is required.

No additional analytical or quality issues were noted, other than those described above or in the Definitions/Glossary page.

Metals
Method 6010C: The method blank for preparation batch 480-630974 and analytical batch 480-631390 contained Total Potassium and Manganese above the reporting limit (RL). Associated samples SA 1 (480-199126-1), SA 2 (480-199126-2), SA 3 (480-199126-3), SA 4 (480-199126-4), SA 5 (480-199126-5), SA 6 (480-199126-6), SA 7 (480-199126-7), SA 8 (480-199126-8), SA 9 (480-199126-9), SE 4 (480-199126-10) and SD 4 (480-199126-11) were not re-extracted and/or re-analyzed because results were greater than 10X the value found in the method blank.

Method 6010C: The Total Nickel results reported for the following samples do not concur with results previously reported for this site: SA 1 (480-199126-1), SA 5 (480-199126-5), SA 6 (480-199126-6), SA 7 (480-199126-7), SA 8 (480-199126-8) and SA 9 (480-199126-9). Reanalysis was performed, and the result(s) confirmed.

No additional analytical or quality issues were noted, other than those described above or in the Definitions/Glossary page.

Organic Prep
No analytical or quality issues were noted, other than those described in the Definitions/Glossary page.

Sample Summary

Client: Brydges Engineering in Environment & Energy DPC
Job ID: 480-199126-1
Project/Site: Pilgrim Village Senior

Lab Sample ID	Client Sample ID	Matrix	Collected	Received
480-199126-1	SA 1	Solid	06/16/22 12:00	06/16/22 16:01
480-199126-2	SA 2	Solid	06/16/22 12:00	06/16/22 16:01
480-199126-3	SA 3	Solid	06/16/22 12:00	06/16/22 16:01
480-199126-4	SA 4	Solid	06/16/22 12:00	06/16/22 16:01
480-199126-5	SA 5	Solid	06/16/22 12:00	06/16/22 16:01
480-199126-6	SA 6	Solid	06/16/22 12:00	06/16/22 16:01
480-199126-7	SA 7	Solid	06/16/22 12:00	06/16/22 16:01
480-199126-8	SA 8	Solid	06/16/22 12:00	06/16/22 16:01
480-199126-9	SA 9	Solid	06/16/22 12:00	06/16/22 16:01
480-199126-10	SE 4	Solid	06/16/22 12:00	06/16/22 16:01
480-199126-11	SD 4	Solid	06/16/22 12:00	06/16/22 16:01

Eurofins Buffalo
10 Hazelwood Drive
Amherst, NY 14228-2298
Phone: 716-691-2600 Fax: 716-691-7991

Chain of Custody Record

eurofins Environment Testing America

Client Information	Sampler: Jesse Zientek	Lab PM: Beninati, John	Carrier Tracking No(s):	COC No: 480-174955-37667.1
Client Contact: Jesse Zientek	Phone: 716-462-7401	E-Mail: John.Beninati@et.eurofinsus.com	State of Origin:	Page: Page 1 of 1
Company: Brydges Engineering in Environment & Energy DPC	PWSID:			Job #:
Address: 960 Busti Ave Suite B-150	Due Date Requested: ASAP			
City: Buffalo	TAT Requested (days): ASAP			
State, Zip: NY, 14213	Compliance Project: Δ Yes Δ No			
Phone: 716-362-6532(Tel)	PO #: Purchase Order not required			
Email: jzientek@be3corp.com	WO #:			
Project Name: Pilgrim Village Senior	Project #: 48024824			
Site: ↑	SSOW#:			

Analysis Requested

Preservation Codes:
A - HCL
B - NaOH
C - Zn Acetate
D - Nitric Acid
E - NaHSO4
F - MeOH
G - Amchlor
H - Ascorbic Acid
I - Ice
J - DI Water
K - EDTA
L - EDA
M - Hexane
N - None
O - AsNaO2
P - Na2O4S
Q - Na2SO3
R - Na2S2O3
S - H2SO4
T - TSP Dodecahydrate
U - Acetone
V - MCAA
W - pH 4-5
Y - Trizma
Z - other (specify)
Other:

Sample Identification	Sample Date	Sample Time	Sample Type (C=comp, G=grab)	Matrix (W=water, S=solid, O=waste/oil, BT=Tissue, A=Air)	Field Filtered Sample (Yes or No)	Perform MS/MSD (Yes or No)	6010C, 7471B	8081B, 8082A, 8270D	8260C - TCL VOCs	Total Number of containers	Special Instructions/Note:
			Preservation Code:				N	N	N		
SA1	6/16/22	1200	G	Solid			X	X	X	3	
SA2	↓	↓	↓	Solid			↓	↓	↓	↓	
SA3				Solid							
SA4				Solid							
SA5				Solid							
SA6				Solid							
SA7				Solid							
SA8				Solid							
SB9	↓	↓	↓	↓			↓	↓	↓	↓	
SE4	↓	↓	↓	↓			↓	↓	↓	4	
SD4	↓	↓	↓	↓			↓	↓	↓	4	

480-199126 Chain of Custody

Possible Hazard Identification
☒ Non-Hazard ☐ Flammable ☐ Skin Irritant ☐ Poison B ☐ Unknown ☐ Radiological

Sample Disposal (A fee may be assessed if samples are retained longer than 1 month)
☐ Return To Client ☒ Disposal By Lab ☐ Archive For ____ Months

Deliverable Requested: I, II, III, IV, Other (specify) NYSDEC CAT B w/ EDD

Special Instructions/QC Requirements:

Empty Kit Relinquished by:	Date:	Time:	Method of Shipment:

Relinquished by	Date/Time	Company	Received by	Date/Time	Company
Jesse Zientek	6/16/22 4:01	BE3	[signature]	6-16-22 16:01	TAB

Custody Seals Intact: Δ Yes Δ No	Custody Seal No.:	Cooler Temperature(s) °C and Other Remarks: 16.2 no ICE

Ver: 06/08/2021

Method 8260C

Volatile Organic Compounds (GC/MS) by Method 8260C

No data validation qualifiers were added

MKP 7/20/2022

FORM I
GC/MS VOA ORGANICS ANALYSIS DATA SHEET

Lab Name: Eurofins Buffalo | Job No.: 480-199126-1

SDG No.:

Client Sample ID: SA 1 | Lab Sample ID: 480-199126-1

Matrix: Solid | Lab File ID: M04185.D

Analysis Method: 8260C | Date Collected: 06/16/2022 12:00

Sample wt/vol: 5.15(g) | Date Analyzed: 06/21/2022 02:27

Soil Aliquot Vol: | Dilution Factor: 1

Soil Extract Vol.: | GC Column: ZB-624 (30) VOA ID: 0.25(mm)

Purge Volume: 5.0(mL) | Heated Purge: (Y/N) Y pH:

% Moisture: 14.7 % Solids: 85.3 | Level: (low/med) Low

Analysis Batch No.: 630807 | Units: ug/Kg

CAS NO.	COMPOUND NAME	RESULT	Q	RL	MDL
71-55-6	1,1,1-Trichloroethane	5.7	U vs	5.7	0.41
79-34-5	1,1,2,2-Tetrachloroethane	5.7	U vs	5.7	0.92
76-13-1	1,1,2-Trichloro-1,2,2-trifluoroethane	5.7	U vs	5.7	1.3
79-00-5	1,1,2-Trichloroethane	5.7	U vs	5.7	0.74
75-34-3	1,1-Dichloroethane	5.7	U vs	5.7	0.69
75-35-4	1,1-Dichloroethene	5.7	U vs	5.7	0.70
120-82-1	1,2,4-Trichlorobenzene	5.7	U vs	5.7	0.35
96-12-8	1,2-Dibromo-3-Chloropropane	5.7	U vs	5.7	2.8
106-93-4	1,2-Dibromoethane	5.7	U vs	5.7	0.73
95-50-1	1,2-Dichlorobenzene	5.7	U vs	5.7	0.44
107-06-2	1,2-Dichloroethane	5.7	U vs	5.7	0.29
78-87-5	1,2-Dichloropropane	5.7	U vs	5.7	2.8
541-73-1	1,3-Dichlorobenzene	5.7	U vs	5.7	0.29
106-46-7	1,4-Dichlorobenzene	5.7	U vs	5.7	0.80
78-93-3	2-Butanone (MEK)	28	U vs	28	2.1
591-78-6	2-Hexanone	28	U vs	28	2.8
108-10-1	4-Methyl-2-pentanone (MIBK)	28	U vs	28	1.9
67-64-1	Acetone	28	U vs	28	4.8
71-43-2	Benzene	5.7	U vs	5.7	0.28
75-27-4	Bromodichloromethane	5.7	U vs	5.7	0.76
75-25-2	Bromoform	5.7	U vs	5.7	2.8
74-83-9	Bromomethane	5.7	U vs	5.7	0.51
75-15-0	Carbon disulfide	5.7	U vs	5.7	2.8
56-23-5	Carbon tetrachloride	5.7	U vs	5.7	0.55
108-90-7	Chlorobenzene	5.7	U vs	5.7	0.75
75-00-3	Chloroethane	5.7	U vs	5.7	1.3
67-66-3	Chloroform	5.7	U vs	5.7	0.35
74-87-3	Chloromethane	5.7	U vs	5.7	0.34
156-59-2	cis-1,2-Dichloroethene	5.7	U vs	5.7	0.73
10061-01-5	cis-1,3-Dichloropropene	5.7	U vs	5.7	0.82
110-82-7	Cyclohexane	5.7	U vs	5.7	0.80
124-48-1	Dibromochloromethane	5.7	U vs	5.7	0.73
75-71-8	Dichlorodifluoromethane	5.7	U vs	5.7	0.47

FORM I
GC/MS VOA ORGANICS ANALYSIS DATA SHEET

Lab Name: Eurofins Buffalo
Job No.: 480-199126-1
SDG No.:
Client Sample ID: SA 1
Lab Sample ID: 480-199126-1
Matrix: Solid
Lab File ID: M04185.D
Analysis Method: 8260C
Date Collected: 06/16/2022 12:00
Sample wt/vol: 5.15(g)
Date Analyzed: 06/21/2022 02:27
Soil Aliquot Vol:
Dilution Factor: 1
Soil Extract Vol.:
GC Column: ZB-624 (30) VOA ID: 0.25(mm)
Purge Volume: 5.0(mL)
Heated Purge: (Y/N) Y pH:
% Moisture: 14.7 % Solids: 85.3
Level: (low/med) Low
Analysis Batch No.: 630807
Units: ug/Kg

CAS NO.	COMPOUND NAME	RESULT	Q	RL	MDL
100-41-4	Ethylbenzene	5.7	U vs	5.7	0.39
98-82-8	Isopropylbenzene	5.7	U vs	5.7	0.86
79-20-9	Methyl acetate	28	U vs	28	3.4
1634-04-4	Methyl tert-butyl ether	5.7	U vs	5.7	0.56
108-87-2	Methylcyclohexane	5.7	U vs	5.7	0.86
75-09-2	Methylene Chloride	5.7	U vs	5.7	2.6
100-42-5	Styrene	5.7	U vs	5.7	0.28
127-18-4	Tetrachloroethene	5.7	U vs	5.7	0.76
108-88-3	Toluene	5.7	U vs	5.7	0.43
156-60-5	trans-1,2-Dichloroethene	5.7	U vs	5.7	0.59
10061-02-6	trans-1,3-Dichloropropene	5.7	U vs	5.7	2.5
79-01-6	Trichloroethene	5.7	U vs	5.7	1.3
75-69-4	Trichlorofluoromethane	5.7	U vs	5.7	0.54
75-01-4	Vinyl chloride	5.7	U vs	5.7	0.69
1330-20-7	Xylenes, Total	11	U vs	11	0.96

CAS NO.	SURROGATE	%REC	Q	LIMITS
17060-07-0	1,2-Dichloroethane-d4 (Surr)	99		64-126
460-00-4	4-Bromofluorobenzene (Surr)	83		72-126
1868-53-7	Dibromofluoromethane (Surr)	100		60-140
2037-26-5	Toluene-d8 (Surr)	99		71-125

FORM I
GC/MS VOA ORGANICS ANALYSIS DATA SHEET

Lab Name: Eurofins Buffalo | Job No.: 480-199126-1

SDG No.:

Client Sample ID: SA 2 | Lab Sample ID: 480-199126-2

Matrix: Solid | Lab File ID: M04186.D

Analysis Method: 8260C | Date Collected: 06/16/2022 12:00

Sample wt/vol: 5.08(g) | Date Analyzed: 06/21/2022 02:52

Soil Aliquot Vol: | Dilution Factor: 1

Soil Extract Vol.: | GC Column: ZB-624 (30) VOA ID: 0.25(mm)

Purge Volume: 5.0(mL) | Heated Purge: (Y/N) Y pH:

% Moisture: 13.6 % Solids: 86.4 | Level: (low/med) Low

Analysis Batch No.: 630807 | Units: ug/Kg

CAS NO.	COMPOUND NAME	RESULT	Q	RL	MDL
71-55-6	1,1,1-Trichloroethane	5.7	U vs	5.7	0.41
79-34-5	1,1,2,2-Tetrachloroethane	5.7	U vs	5.7	0.92
76-13-1	1,1,2-Trichloro-1,2,2-trifluoroethane	5.7	U vs	5.7	1.3
79-00-5	1,1,2-Trichloroethane	5.7	U vs	5.7	0.74
75-34-3	1,1-Dichloroethane	5.7	U vs	5.7	0.70
75-35-4	1,1-Dichloroethene	5.7	U vs	5.7	0.70
120-82-1	1,2,4-Trichlorobenzene	5.7	U vs	5.7	0.35
96-12-8	1,2-Dibromo-3-Chloropropane	5.7	U vs	5.7	2.8
106-93-4	1,2-Dibromoethane	5.7	U vs	5.7	0.73
95-50-1	1,2-Dichlorobenzene	5.7	U vs	5.7	0.45
107-06-2	1,2-Dichloroethane	5.7	U vs	5.7	0.29
78-87-5	1,2-Dichloropropane	5.7	U vs	5.7	2.8
541-73-1	1,3-Dichlorobenzene	5.7	U vs	5.7	0.29
106-46-7	1,4-Dichlorobenzene	5.7	U vs	5.7	0.80
78-93-3	2-Butanone (MEK)	28	U vs	28	2.1
591-78-6	2-Hexanone	28	U vs	28	2.8
108-10-1	4-Methyl-2-pentanone (MIBK)	28	U vs	28	1.9
67-64-1	Acetone	28	U vs	28	4.8
71-43-2	Benzene	5.7	U vs	5.7	0.28
75-27-4	Bromodichloromethane	5.7	U vs	5.7	0.76
75-25-2	Bromoform	5.7	U vs	5.7	2.8
74-83-9	Bromomethane	5.7	U vs	5.7	0.51
75-15-0	Carbon disulfide	5.7	U vs	5.7	2.8
56-23-5	Carbon tetrachloride	5.7	U vs	5.7	0.55
108-90-7	Chlorobenzene	5.7	U vs	5.7	0.75
75-00-3	Chloroethane	5.7	U vs	5.7	1.3
67-66-3	Chloroform	5.7	U vs	5.7	0.35
74-87-3	Chloromethane	5.7	U vs	5.7	0.34
156-59-2	cis-1,2-Dichloroethene	5.7	U vs	5.7	0.73
10061-01-5	cis-1,3-Dichloropropene	5.7	U vs	5.7	0.82
110-82-7	Cyclohexane	5.7	U vs	5.7	0.80
124-48-1	Dibromochloromethane	5.7	U vs	5.7	0.73
75-71-8	Dichlorodifluoromethane	5.7	U vs	5.7	0.47

FORM I
GC/MS VOA ORGANICS ANALYSIS DATA SHEET

Lab Name: Eurofins Buffalo
Job No.: 480-199126-1
SDG No.:
Client Sample ID: SA 2
Lab Sample ID: 480-199126-2
Matrix: Solid
Lab File ID: M04186.D
Analysis Method: 8260C
Date Collected: 06/16/2022 12:00
Sample wt/vol: 5.08(g)
Date Analyzed: 06/21/2022 02:52
Soil Aliquot Vol:
Dilution Factor: 1
Soil Extract Vol.:
GC Column: ZB-624 (30) VOA ID: 0.25(mm)
Purge Volume: 5.0(mL)
Heated Purge: (Y/N) Y pH:
% Moisture: 13.6 % Solids: 86.4
Level: (low/med) Low
Analysis Batch No.: 630807
Units: ug/Kg

CAS NO.	COMPOUND NAME	RESULT	Q	RL	MDL
100-41-4	Ethylbenzene	5.7	U vs	5.7	0.39
98-82-8	Isopropylbenzene	5.7	U vs	5.7	0.86
79-20-9	Methyl acetate	28	U vs	28	3.4
1634-04-4	Methyl tert-butyl ether	5.7	U vs	5.7	0.56
108-87-2	Methylcyclohexane	5.7	U vs	5.7	0.87
75-09-2	Methylene Chloride	5.7	U vs	5.7	2.6
100-42-5	Styrene	5.7	U vs	5.7	0.28
127-18-4	Tetrachloroethene	5.7	U vs	5.7	0.76
108-88-3	Toluene	5.7	U vs	5.7	0.43
156-60-5	trans-1,2-Dichloroethene	5.7	U vs	5.7	0.59
10061-02-6	trans-1,3-Dichloropropene	5.7	U vs	5.7	2.5
79-01-6	Trichloroethene	5.7	U vs	5.7	1.3
75-69-4	Trichlorofluoromethane	5.7	U vs	5.7	0.54
75-01-4	Vinyl chloride	5.7	U vs	5.7	0.70
1330-20-7	Xylenes, Total	11	U vs	11	0.96

CAS NO.	SURROGATE	%REC	Q	LIMITS
17060-07-0	1,2-Dichloroethane-d4 (Surr)	99		64-126
460-00-4	4-Bromofluorobenzene (Surr)	86		72-126
1868-53-7	Dibromofluoromethane (Surr)	97		60-140
2037-26-5	Toluene-d8 (Surr)	98		71-125

FORM I
GC/MS VOA ORGANICS ANALYSIS DATA SHEET

Lab Name: Eurofins Buffalo | Job No.: 480-199126-1

SDG No.:

Client Sample ID: SA 3 | Lab Sample ID: 480-199126-3

Matrix: Solid | Lab File ID: M04187.D

Analysis Method: 8260C | Date Collected: 06/16/2022 12:00

Sample wt/vol: 5.13(g) | Date Analyzed: 06/21/2022 03:16

Soil Aliquot Vol: | Dilution Factor: 1

Soil Extract Vol.: | GC Column: ZB-624 (30) VOA ID: 0.25(mm)

Purge Volume: 5.0(mL) | Heated Purge: (Y/N) Y pH:

% Moisture: 14.3 % Solids: 85.7 | Level: (low/med) Low

Analysis Batch No.: 630807 | Units: ug/Kg

CAS NO.	COMPOUND NAME	RESULT	Q	RL	MDL
71-55-6	1,1,1-Trichloroethane	5.7	U vs	5.7	0.41
79-34-5	1,1,2,2-Tetrachloroethane	5.7	U vs	5.7	0.92
76-13-1	1,1,2-Trichloro-1,2,2-trifluoroethane	5.7	U vs	5.7	1.3
79-00-5	1,1,2-Trichloroethane	5.7	U vs	5.7	0.74
75-34-3	1,1-Dichloroethane	5.7	U vs	5.7	0.69
75-35-4	1,1-Dichloroethene	5.7	U vs	5.7	0.70
120-82-1	1,2,4-Trichlorobenzene	5.7	U vs	5.7	0.35
96-12-8	1,2-Dibromo-3-Chloropropane	5.7	U vs	5.7	2.8
106-93-4	1,2-Dibromoethane	5.7	U vs	5.7	0.73
95-50-1	1,2-Dichlorobenzene	5.7	U vs	5.7	0.44
107-06-2	1,2-Dichloroethane	5.7	U vs	5.7	0.29
78-87-5	1,2-Dichloropropane	5.7	U vs	5.7	2.8
541-73-1	1,3-Dichlorobenzene	5.7	U vs	5.7	0.29
106-46-7	1,4-Dichlorobenzene	5.7	U vs	5.7	0.80
78-93-3	2-Butanone (MEK)	28	U vs	28	2.1
591-78-6	2-Hexanone	28	U vs	28	2.8
108-10-1	4-Methyl-2-pentanone (MIBK)	28	U vs	28	1.9
67-64-1	Acetone	28	U vs	28	4.8
71-43-2	Benzene	5.7	U vs	5.7	0.28
75-27-4	Bromodichloromethane	5.7	U vs	5.7	0.76
75-25-2	Bromoform	5.7	U vs	5.7	2.8
74-83-9	Bromomethane	5.7	U vs	5.7	0.51
75-15-0	Carbon disulfide	5.7	U vs	5.7	2.8
56-23-5	Carbon tetrachloride	5.7	U vs	5.7	0.55
108-90-7	Chlorobenzene	5.7	U vs	5.7	0.75
75-00-3	Chloroethane	5.7	U vs	5.7	1.3
67-66-3	Chloroform	5.7	U vs	5.7	0.35
74-87-3	Chloromethane	5.7	U vs	5.7	0.34
156-59-2	cis-1,2-Dichloroethene	5.7	U vs	5.7	0.73
10061-01-5	cis-1,3-Dichloropropene	5.7	U vs	5.7	0.82
110-82-7	Cyclohexane	5.7	U vs	5.7	0.80
124-48-1	Dibromochloromethane	5.7	U vs	5.7	0.73
75-71-8	Dichlorodifluoromethane	5.7	U vs	5.7	0.47

FORM I
GC/MS VOA ORGANICS ANALYSIS DATA SHEET

Lab Name: Eurofins Buffalo
Job No.: 480-199126-1
SDG No.:
Client Sample ID: SA 3
Lab Sample ID: 480-199126-3
Matrix: Solid
Lab File ID: M04187.D
Analysis Method: 8260C
Date Collected: 06/16/2022 12:00
Sample wt/vol: 5.13(g)
Date Analyzed: 06/21/2022 03:16
Soil Aliquot Vol:
Dilution Factor: 1
Soil Extract Vol.:
GC Column: ZB-624 (30) VOA ID: 0.25(mm)
Purge Volume: 5.0(mL)
Heated Purge: (Y/N) Y pH:
% Moisture: 14.3 % Solids: 85.7
Level: (low/med) Low
Analysis Batch No.: 630807
Units: ug/Kg

CAS NO.	COMPOUND NAME	RESULT	Q	RL	MDL
100-41-4	Ethylbenzene	5.7	U vs	5.7	0.39
98-82-8	Isopropylbenzene	5.7	U vs	5.7	0.86
79-20-9	Methyl acetate	28	U vs	28	3.4
1634-04-4	Methyl tert-butyl ether	5.7	U vs	5.7	0.56
108-87-2	Methylcyclohexane	5.7	U vs	5.7	0.86
75-09-2	Methylene Chloride	5.7	U vs	5.7	2.6
100-42-5	Styrene	5.7	U vs	5.7	0.28
127-18-4	Tetrachloroethene	5.7	U vs	5.7	0.76
108-88-3	Toluene	5.7	U vs	5.7	0.43
156-60-5	trans-1,2-Dichloroethene	5.7	U vs	5.7	0.59
10061-02-6	trans-1,3-Dichloropropene	5.7	U vs	5.7	2.5
79-01-6	Trichloroethene	5.7	U vs	5.7	1.3
75-69-4	Trichlorofluoromethane	5.7	U vs	5.7	0.54
75-01-4	Vinyl chloride	5.7	U vs	5.7	0.69
1330-20-7	Xylenes, Total	11	U vs	11	0.96

CAS NO.	SURROGATE	%REC	Q	LIMITS
17060-07-0	1,2-Dichloroethane-d4 (Surr)	96		64-126
460-00-4	4-Bromofluorobenzene (Surr)	83		72-126
1868-53-7	Dibromofluoromethane (Surr)	96		60-140
2037-26-5	Toluene-d8 (Surr)	97		71-125

FORM I
GC/MS VOA ORGANICS ANALYSIS DATA SHEET

Lab Name: Eurofins Buffalo | Job No.: 480-199126-1

SDG No.:

Client Sample ID: SA 4 | Lab Sample ID: 480-199126-4

Matrix: Solid | Lab File ID: M04188.D

Analysis Method: 8260C | Date Collected: 06/16/2022 12:00

Sample wt/vol: 5.17(g) | Date Analyzed: 06/21/2022 03:40

Soil Aliquot Vol: | Dilution Factor: 1

Soil Extract Vol.: | GC Column: ZB-624 (30) VOA ID: 0.25(mm)

Purge Volume: 5.0(mL) | Heated Purge: (Y/N) Y pH:

% Moisture: 15.8 % Solids: 84.2 | Level: (low/med) Low

Analysis Batch No.: 630807 | Units: ug/Kg

CAS NO.	COMPOUND NAME	RESULT	Q	RL	MDL
71-55-6	1,1,1-Trichloroethane	5.7	U vs	5.7	0.42
79-34-5	1,1,2,2-Tetrachloroethane	5.7	U vs	5.7	0.93
76-13-1	1,1,2-Trichloro-1,2,2-trifluoroethane	5.7	U vs	5.7	1.3
79-00-5	1,1,2-Trichloroethane	5.7	U vs	5.7	0.75
75-34-3	1,1-Dichloroethane	5.7	U vs	5.7	0.70
75-35-4	1,1-Dichloroethene	5.7	U vs	5.7	0.70
120-82-1	1,2,4-Trichlorobenzene	5.7	U vs	5.7	0.35
96-12-8	1,2-Dibromo-3-Chloropropane	5.7	U vs	5.7	2.9
106-93-4	1,2-Dibromoethane	5.7	U vs	5.7	0.74
95-50-1	1,2-Dichlorobenzene	5.7	U vs	5.7	0.45
107-06-2	1,2-Dichloroethane	5.7	U vs	5.7	0.29
78-87-5	1,2-Dichloropropane	5.7	U vs	5.7	2.9
541-73-1	1,3-Dichlorobenzene	5.7	U vs	5.7	0.30
106-46-7	1,4-Dichlorobenzene	5.7	U vs	5.7	0.80
78-93-3	2-Butanone (MEK)	29	U vs	29	2.1
591-78-6	2-Hexanone	29	U vs	29	2.9
108-10-1	4-Methyl-2-pentanone (MIBK)	29	U vs	29	1.9
67-64-1	Acetone	29	U vs	29	4.8
71-43-2	Benzene	5.7	U vs	5.7	0.28
75-27-4	Bromodichloromethane	5.7	U vs	5.7	0.77
75-25-2	Bromoform	5.7	U vs	5.7	2.9
74-83-9	Bromomethane	5.7	U vs	5.7	0.52
75-15-0	Carbon disulfide	5.7	U vs	5.7	2.9
56-23-5	Carbon tetrachloride	5.7	U vs	5.7	0.56
108-90-7	Chlorobenzene	5.7	U vs	5.7	0.76
75-00-3	Chloroethane	5.7	U vs	5.7	1.3
67-66-3	Chloroform	5.7	U vs	5.7	0.35
74-87-3	Chloromethane	5.7	U vs	5.7	0.35
156-59-2	cis-1,2-Dichloroethene	5.7	U vs	5.7	0.74
10061-01-5	cis-1,3-Dichloropropene	5.7	U vs	5.7	0.83
110-82-7	Cyclohexane	5.7	U vs	5.7	0.80
124-48-1	Dibromochloromethane	5.7	U vs	5.7	0.74
75-71-8	Dichlorodifluoromethane	5.7	U vs	5.7	0.47

FORM I
GC/MS VOA ORGANICS ANALYSIS DATA SHEET

Lab Name: Eurofins Buffalo
Job No.: 480-199126-1
SDG No.:
Client Sample ID: SA 4
Lab Sample ID: 480-199126-4
Matrix: Solid
Lab File ID: M04188.D
Analysis Method: 8260C
Date Collected: 06/16/2022 12:00
Sample wt/vol: 5.17(g)
Date Analyzed: 06/21/2022 03:40
Soil Aliquot Vol:
Dilution Factor: 1
Soil Extract Vol.:
GC Column: ZB-624 (30) VOA ID: 0.25(mm)
Purge Volume: 5.0(mL)
Heated Purge: (Y/N) Y pH:
% Moisture: 15.8 % Solids: 84.2
Level: (low/med) Low
Analysis Batch No.: 630807
Units: ug/Kg

CAS NO.	COMPOUND NAME	RESULT	Q	RL	MDL
100-41-4	Ethylbenzene	5.7	U vs	5.7	0.40
98-82-8	Isopropylbenzene	5.7	U vs	5.7	0.87
79-20-9	Methyl acetate	29	U vs	29	3.5
1634-04-4	Methyl tert-butyl ether	5.7	U vs	5.7	0.56
108-87-2	Methylcyclohexane	5.7	U vs	5.7	0.87
75-09-2	Methylene Chloride	5.7	U vs	5.7	2.6
100-42-5	Styrene	5.7	U vs	5.7	0.29
127-18-4	Tetrachloroethene	5.7	U vs	5.7	0.77
108-88-3	Toluene	5.7	U vs	5.7	0.43
156-60-5	trans-1,2-Dichloroethene	5.7	U vs	5.7	0.59
10061-02-6	trans-1,3-Dichloropropene	5.7	U vs	5.7	2.5
79-01-6	Trichloroethene	5.7	U vs	5.7	1.3
75-69-4	Trichlorofluoromethane	5.7	U vs	5.7	0.54
75-01-4	Vinyl chloride	5.7	U vs	5.7	0.70
1330-20-7	Xylenes, Total	11	U vs	11	0.96

CAS NO.	SURROGATE	%REC	Q	LIMITS
17060-07-0	1,2-Dichloroethane-d4 (Surr)	100		64-126
460-00-4	4-Bromofluorobenzene (Surr)	87		72-126
1868-53-7	Dibromofluoromethane (Surr)	96		60-140
2037-26-5	Toluene-d8 (Surr)	95		71-125

FORM I
GC/MS VOA ORGANICS ANALYSIS DATA SHEET

Lab Name: Eurofins Buffalo
Job No.: 480-199126-1
SDG No.:
Client Sample ID: SA 5
Lab Sample ID: 480-199126-5
Matrix: Solid
Lab File ID: M04189.D
Analysis Method: 8260C
Date Collected: 06/16/2022 12:00
Sample wt/vol: 5.2(g)
Date Analyzed: 06/21/2022 04:04
Soil Aliquot Vol:
Dilution Factor: 1
Soil Extract Vol.:
GC Column: ZB-624 (30) VOA ID: 0.25(mm)
Purge Volume: 5.0(mL)
Heated Purge: (Y/N) Y pH:
% Moisture: 14.4 % Solids: 85.6
Level: (low/med) Low
Analysis Batch No.: 630807
Units: ug/Kg

CAS NO.	COMPOUND NAME	RESULT	Q	RL	MDL
71-55-6	1,1,1-Trichloroethane	5.6	U vs	5.6	0.41
79-34-5	1,1,2,2-Tetrachloroethane	5.6	U vs	5.6	0.91
76-13-1	1,1,2-Trichloro-1,2,2-trifluoroethane	5.6	U vs	5.6	1.3
79-00-5	1,1,2-Trichloroethane	5.6	U vs	5.6	0.73
75-34-3	1,1-Dichloroethane	5.6	U vs	5.6	0.69
75-35-4	1,1-Dichloroethene	5.6	U vs	5.6	0.69
120-82-1	1,2,4-Trichlorobenzene	5.6	U vs	5.6	0.34
96-12-8	1,2-Dibromo-3-Chloropropane	5.6	U vs	5.6	2.8
106-93-4	1,2-Dibromoethane	5.6	U vs	5.6	0.72
95-50-1	1,2-Dichlorobenzene	5.6	U vs	5.6	0.44
107-06-2	1,2-Dichloroethane	5.6	U vs	5.6	0.28
78-87-5	1,2-Dichloropropane	5.6	U vs	5.6	2.8
541-73-1	1,3-Dichlorobenzene	5.6	U vs	5.6	0.29
106-46-7	1,4-Dichlorobenzene	5.6	U vs	5.6	0.79
78-93-3	2-Butanone (MEK)	28	U vs	28	2.1
591-78-6	2-Hexanone	28	U vs	28	2.8
108-10-1	4-Methyl-2-pentanone (MIBK)	28	U vs	28	1.8
67-64-1	Acetone	28	U vs	28	4.7
71-43-2	Benzene	5.6	U vs	5.6	0.28
75-27-4	Bromodichloromethane	5.6	U vs	5.6	0.75
75-25-2	Bromoform	5.6	U vs	5.6	2.8
74-83-9	Bromomethane	5.6	U vs	5.6	0.51
75-15-0	Carbon disulfide	5.6	U vs	5.6	2.8
56-23-5	Carbon tetrachloride	5.6	U vs	5.6	0.54
108-90-7	Chlorobenzene	5.6	U vs	5.6	0.74
75-00-3	Chloroethane	5.6	U vs	5.6	1.3
67-66-3	Chloroform	5.6	U vs	5.6	0.35
74-87-3	Chloromethane	5.6	U vs	5.6	0.34
156-59-2	cis-1,2-Dichloroethene	5.6	U vs	5.6	0.72
10061-01-5	cis-1,3-Dichloropropene	5.6	U vs	5.6	0.81
110-82-7	Cyclohexane	5.6	U vs	5.6	0.79
124-48-1	Dibromochloromethane	5.6	U vs	5.6	0.72
75-71-8	Dichlorodifluoromethane	5.6	U vs	5.6	0.46

FORM I
GC/MS VOA ORGANICS ANALYSIS DATA SHEET

Lab Name: Eurofins Buffalo
Job No.: 480-199126-1
SDG No.:
Client Sample ID: SA 5
Lab Sample ID: 480-199126-5
Matrix: Solid
Lab File ID: M04189.D
Analysis Method: 8260C
Date Collected: 06/16/2022 12:00
Sample wt/vol: 5.2(g)
Date Analyzed: 06/21/2022 04:04
Soil Aliquot Vol:
Dilution Factor: 1
Soil Extract Vol.:
GC Column: ZB-624 (30) VOA ID: 0.25(mm)
Purge Volume: 5.0(mL)
Heated Purge: (Y/N) Y pH:
% Moisture: 14.4 % Solids: 85.6
Level: (low/med) Low
Analysis Batch No.: 630807
Units: ug/Kg

CAS NO.	COMPOUND NAME	RESULT	Q	RL	MDL
100-41-4	Ethylbenzene	5.6	U vs	5.6	0.39
98-82-8	Isopropylbenzene	5.6	U vs	5.6	0.85
79-20-9	Methyl acetate	28	U vs	28	3.4
1634-04-4	Methyl tert-butyl ether	5.6	U vs	5.6	0.55
108-87-2	Methylcyclohexane	5.6	U vs	5.6	0.85
75-09-2	Methylene Chloride	5.6	U vs	5.6	2.6
100-42-5	Styrene	5.6	U vs	5.6	0.28
127-18-4	Tetrachloroethene	5.6	U vs	5.6	0.75
108-88-3	Toluene	5.6	U vs	5.6	0.42
156-60-5	trans-1,2-Dichloroethene	5.6	U vs	5.6	0.58
10061-02-6	trans-1,3-Dichloropropene	5.6	U vs	5.6	2.5
79-01-6	Trichloroethene	5.6	U vs	5.6	1.2
75-69-4	Trichlorofluoromethane	5.6	U vs	5.6	0.53
75-01-4	Vinyl chloride	5.6	U vs	5.6	0.69
1330-20-7	Xylenes, Total	11	U vs	11	0.94

CAS NO.	SURROGATE	%REC	Q	LIMITS
17060-07-0	1,2-Dichloroethane-d4 (Surr)	99		64-126
460-00-4	4-Bromofluorobenzene (Surr)	82		72-126
1868-53-7	Dibromofluoromethane (Surr)	101		60-140
2037-26-5	Toluene-d8 (Surr)	99		71-125

FORM I
GC/MS VOA ORGANICS ANALYSIS DATA SHEET

Lab Name: Eurofins Buffalo | Job No.: 480-199126-1

SDG No.:

Client Sample ID: SA 6 | Lab Sample ID: 480-199126-6

Matrix: Solid | Lab File ID: M04190.D

Analysis Method: 8260C | Date Collected: 06/16/2022 12:00

Sample wt/vol: 5.05(g) | Date Analyzed: 06/21/2022 04:28

Soil Aliquot Vol: | Dilution Factor: 1

Soil Extract Vol.: | GC Column: ZB-624 (30) VOA ID: 0.25(mm)

Purge Volume: 5.0(mL) | Heated Purge: (Y/N) Y pH:

% Moisture: 14.5 % Solids: 85.5 | Level: (low/med) Low

Analysis Batch No.: 630807 | Units: ug/Kg

CAS NO.	COMPOUND NAME	RESULT	Q	RL	MDL
71-55-6	1,1,1-Trichloroethane	5.8	U vs	5.8	0.42
79-34-5	1,1,2,2-Tetrachloroethane	5.8	U vs	5.8	0.94
76-13-1	1,1,2-Trichloro-1,2,2-trifluoroethane	5.8	U vs	5.8	1.3
79-00-5	1,1,2-Trichloroethane	5.8	U vs	5.8	0.75
75-34-3	1,1-Dichloroethane	5.8	U vs	5.8	0.71
75-35-4	1,1-Dichloroethene	5.8	U vs	5.8	0.71
120-82-1	1,2,4-Trichlorobenzene	5.8	U vs	5.8	0.35
96-12-8	1,2-Dibromo-3-Chloropropane	5.8	U vs	5.8	2.9
106-93-4	1,2-Dibromoethane	5.8	U vs	5.8	0.74
95-50-1	1,2-Dichlorobenzene	5.8	U vs	5.8	0.45
107-06-2	1,2-Dichloroethane	5.8	U vs	5.8	0.29
78-87-5	1,2-Dichloropropane	5.8	U vs	5.8	2.9
541-73-1	1,3-Dichlorobenzene	5.8	U vs	5.8	0.30
106-46-7	1,4-Dichlorobenzene	5.8	U vs	5.8	0.81
78-93-3	2-Butanone (MEK)	29	U vs	29	2.1
591-78-6	2-Hexanone	29	U vs	29	2.9
108-10-1	4-Methyl-2-pentanone (MIBK)	29	U vs	29	1.9
67-64-1	Acetone	29	U vs	29	4.9
71-43-2	Benzene	5.8	U vs	5.8	0.28
75-27-4	Bromodichloromethane	5.8	U vs	5.8	0.78
75-25-2	Bromoform	5.8	U vs	5.8	2.9
74-83-9	Bromomethane	5.8	U vs	5.8	0.52
75-15-0	Carbon disulfide	5.8	U vs	5.8	2.9
56-23-5	Carbon tetrachloride	5.8	U vs	5.8	0.56
108-90-7	Chlorobenzene	5.8	U vs	5.8	0.76
75-00-3	Chloroethane	5.8	U vs	5.8	1.3
67-66-3	Chloroform	5.8	U vs	5.8	0.36
74-87-3	Chloromethane	5.8	U vs	5.8	0.35
156-59-2	cis-1,2-Dichloroethene	5.8	U vs	5.8	0.74
10061-01-5	cis-1,3-Dichloropropene	5.8	U vs	5.8	0.83
110-82-7	Cyclohexane	5.8	U vs	5.8	0.81
124-48-1	Dibromochloromethane	5.8	U vs	5.8	0.74
75-71-8	Dichlorodifluoromethane	5.8	U vs	5.8	0.48

FORM I
GC/MS VOA ORGANICS ANALYSIS DATA SHEET

Lab Name: Eurofins Buffalo
Job No.: 480-199126-1
SDG No.:
Client Sample ID: SA 6
Lab Sample ID: 480-199126-6
Matrix: Solid
Lab File ID: M04190.D
Analysis Method: 8260C
Date Collected: 06/16/2022 12:00
Sample wt/vol: 5.05(g)
Date Analyzed: 06/21/2022 04:28
Soil Aliquot Vol:
Dilution Factor: 1
Soil Extract Vol.:
GC Column: ZB-624 (30) VOA ID: 0.25(mm)
Purge Volume: 5.0(mL)
Heated Purge: (Y/N) Y pH:
% Moisture: 14.5 % Solids: 85.5
Level: (low/med) Low
Analysis Batch No.: 630807
Units: ug/Kg

CAS NO.	COMPOUND NAME	RESULT	Q	RL	MDL
100-41-4	Ethylbenzene	5.8	U vs	5.8	0.40
98-82-8	Isopropylbenzene	5.8	U vs	5.8	0.87
79-20-9	Methyl acetate	29	U vs	29	3.5
1634-04-4	Methyl tert-butyl ether	5.8	U vs	5.8	0.57
108-87-2	Methylcyclohexane	5.8	U vs	5.8	0.88
75-09-2	Methylene Chloride	5.8	U vs	5.8	2.7
100-42-5	Styrene	5.8	U vs	5.8	0.29
127-18-4	Tetrachloroethene	5.8	U vs	5.8	0.78
108-88-3	Toluene	5.8	U vs	5.8	0.44
156-60-5	trans-1,2-Dichloroethene	5.8	U vs	5.8	0.60
10061-02-6	trans-1,3-Dichloropropene	5.8	U vs	5.8	2.5
79-01-6	Trichloroethene	5.8	U vs	5.8	1.3
75-69-4	Trichlorofluoromethane	5.8	U vs	5.8	0.55
75-01-4	Vinyl chloride	5.8	U vs	5.8	0.71
1330-20-7	Xylenes, Total	12	U vs	12	0.97

CAS NO.	SURROGATE	%REC	Q	LIMITS
17060-07-0	1,2-Dichloroethane-d4 (Surr)	99		64-126
460-00-4	4-Bromofluorobenzene (Surr)	87		72-126
1868-53-7	Dibromofluoromethane (Surr)	97		60-140
2037-26-5	Toluene-d8 (Surr)	95		71-125

FORM I
GC/MS VOA ORGANICS ANALYSIS DATA SHEET

Lab Name: Eurofins Buffalo | Job No.: 480-199126-1

SDG No.:

Client Sample ID: SA 7 | Lab Sample ID: 480-199126-7

Matrix: Solid | Lab File ID: M04191.D

Analysis Method: 8260C | Date Collected: 06/16/2022 12:00

Sample wt/vol: 5.13(g) | Date Analyzed: 06/21/2022 04:53

Soil Aliquot Vol: | Dilution Factor: 1

Soil Extract Vol.: | GC Column: ZB-624 (30) VOA ID: 0.25(mm)

Purge Volume: 5.0(mL) | Heated Purge: (Y/N) Y pH:

% Moisture: 17.4 % Solids: 82.6 | Level: (low/med) Low

Analysis Batch No.: 630807 | Units: ug/Kg

CAS NO.	COMPOUND NAME	RESULT	Q	RL	MDL
71-55-6	1,1,1-Trichloroethane	5.9	U vs	5.9	0.43
79-34-5	1,1,2,2-Tetrachloroethane	5.9	U vs	5.9	0.96
76-13-1	1,1,2-Trichloro-1,2,2-trifluoroethane	5.9	U vs	5.9	1.3
79-00-5	1,1,2-Trichloroethane	5.9	U vs	5.9	0.77
75-34-3	1,1-Dichloroethane	5.9	U vs	5.9	0.72
75-35-4	1,1-Dichloroethene	5.9	U vs	5.9	0.72
120-82-1	1,2,4-Trichlorobenzene	5.9	U vs	5.9	0.36
96-12-8	1,2-Dibromo-3-Chloropropane	5.9	U vs	5.9	2.9
106-93-4	1,2-Dibromoethane	5.9	U vs	5.9	0.76
95-50-1	1,2-Dichlorobenzene	5.9	U vs	5.9	0.46
107-06-2	1,2-Dichloroethane	5.9	U vs	5.9	0.30
78-87-5	1,2-Dichloropropane	5.9	U vs	5.9	2.9
541-73-1	1,3-Dichlorobenzene	5.9	U vs	5.9	0.30
106-46-7	1,4-Dichlorobenzene	5.9	U vs	5.9	0.83
78-93-3	2-Butanone (MEK)	29	U vs	29	2.2
591-78-6	2-Hexanone	29	U vs	29	2.9
108-10-1	4-Methyl-2-pentanone (MIBK)	29	U vs	29	1.9
67-64-1	Acetone	29	U vs	29	5.0
71-43-2	Benzene	5.9	U vs	5.9	0.29
75-27-4	Bromodichloromethane	5.9	U vs	5.9	0.79
75-25-2	Bromoform	5.9	U vs	5.9	2.9
74-83-9	Bromomethane	5.9	U vs	5.9	0.53
75-15-0	Carbon disulfide	5.9	U vs	5.9	2.9
56-23-5	Carbon tetrachloride	5.9	U vs	5.9	0.57
108-90-7	Chlorobenzene	5.9	U vs	5.9	0.78
75-00-3	Chloroethane	5.9	U vs	5.9	1.3
67-66-3	Chloroform	5.9	U vs	5.9	0.36
74-87-3	Chloromethane	5.9	U vs	5.9	0.36
156-59-2	cis-1,2-Dichloroethene	5.9	U vs	5.9	0.76
10061-01-5	cis-1,3-Dichloropropene	5.9	U vs	5.9	0.85
110-82-7	Cyclohexane	5.9	U vs	5.9	0.83
124-48-1	Dibromochloromethane	5.9	U vs	5.9	0.76
75-71-8	Dichlorodifluoromethane	5.9	U vs	5.9	0.49

FORM I
GC/MS VOA ORGANICS ANALYSIS DATA SHEET

Lab Name: Eurofins Buffalo
Job No.: 480-199126-1
SDG No.:
Client Sample ID: SA 7
Lab Sample ID: 480-199126-7
Matrix: Solid
Lab File ID: M04191.D
Analysis Method: 8260C
Date Collected: 06/16/2022 12:00
Sample wt/vol: 5.13(g)
Date Analyzed: 06/21/2022 04:53
Soil Aliquot Vol:
Dilution Factor: 1
Soil Extract Vol.:
GC Column: ZB-624 (30) VOA ID: 0.25(mm)
Purge Volume: 5.0(mL)
Heated Purge: (Y/N) Y pH:
% Moisture: 17.4 % Solids: 82.6
Level: (low/med) Low
Analysis Batch No.: 630807
Units: ug/Kg

CAS NO.	COMPOUND NAME	RESULT	Q	RL	MDL
100-41-4	Ethylbenzene	5.9	U vs	5.9	0.41
98-82-8	Isopropylbenzene	5.9	U vs	5.9	0.89
79-20-9	Methyl acetate	29	U vs	29	3.6
1634-04-4	Methyl tert-butyl ether	5.9	U vs	5.9	0.58
108-87-2	Methylcyclohexane	5.9	U vs	5.9	0.90
75-09-2	Methylene Chloride	5.9	U vs	5.9	2.7
100-42-5	Styrene	5.9	U vs	5.9	0.29
127-18-4	Tetrachloroethene	5.9	U vs	5.9	0.79
108-88-3	Toluene	5.9	U vs	5.9	0.45
156-60-5	trans-1,2-Dichloroethene	5.9	U vs	5.9	0.61
10061-02-6	trans-1,3-Dichloropropene	5.9	U vs	5.9	2.6
79-01-6	Trichloroethene	5.9	U vs	5.9	1.3
75-69-4	Trichlorofluoromethane	5.9	U vs	5.9	0.56
75-01-4	Vinyl chloride	5.9	U vs	5.9	0.72
1330-20-7	Xylenes, Total	12	U vs	12	0.99

CAS NO.	SURROGATE	%REC	Q	LIMITS
17060-07-0	1,2-Dichloroethane-d4 (Surr)	98		64-126
460-00-4	4-Bromofluorobenzene (Surr)	85		72-126
1868-53-7	Dibromofluoromethane (Surr)	97		60-140
2037-26-5	Toluene-d8 (Surr)	97		71-125

FORM I
GC/MS VOA ORGANICS ANALYSIS DATA SHEET

Lab Name: Eurofins Buffalo | Job No.: 480-199126-1

SDG No.:

Client Sample ID: SA 8 | Lab Sample ID: 480-199126-8

Matrix: Solid | Lab File ID: M04192.D

Analysis Method: 8260C | Date Collected: 06/16/2022 12:00

Sample wt/vol: 5.13(g) | Date Analyzed: 06/21/2022 05:17

Soil Aliquot Vol: | Dilution Factor: 1

Soil Extract Vol.: | GC Column: ZB-624 (30) VOA ID: 0.25(mm)

Purge Volume: 5.0(mL) | Heated Purge: (Y/N) Y pH:

% Moisture: 13.9 % Solids: 86.1 | Level: (low/med) Low

Analysis Batch No.: 630807 | Units: ug/Kg

CAS NO.	COMPOUND NAME	RESULT	Q	RL	MDL
71-55-6	1,1,1-Trichloroethane	5.7	U vs	5.7	0.41
79-34-5	1,1,2,2-Tetrachloroethane	5.7	U vs	5.7	0.92
76-13-1	1,1,2-Trichloro-1,2,2-trifluoroethane	5.7	U vs	5.7	1.3
79-00-5	1,1,2-Trichloroethane	5.7	U vs	5.7	0.74
75-34-3	1,1-Dichloroethane	5.7	U vs	5.7	0.69
75-35-4	1,1-Dichloroethene	5.7	U vs	5.7	0.69
120-82-1	1,2,4-Trichlorobenzene	5.7	U vs	5.7	0.34
96-12-8	1,2-Dibromo-3-Chloropropane	5.7	U vs	5.7	2.8
106-93-4	1,2-Dibromoethane	5.7	U vs	5.7	0.73
95-50-1	1,2-Dichlorobenzene	5.7	U vs	5.7	0.44
107-06-2	1,2-Dichloroethane	5.7	U vs	5.7	0.28
78-87-5	1,2-Dichloropropane	5.7	U vs	5.7	2.8
541-73-1	1,3-Dichlorobenzene	5.7	U vs	5.7	0.29
106-46-7	1,4-Dichlorobenzene	5.7	U vs	5.7	0.79
78-93-3	2-Butanone (MEK)	28	U vs	28	2.1
591-78-6	2-Hexanone	28	U vs	28	2.8
108-10-1	4-Methyl-2-pentanone (MIBK)	28	U vs	28	1.9
67-64-1	Acetone	4.8	J vs	28	4.8
71-43-2	Benzene	5.7	U vs	5.7	0.28
75-27-4	Bromodichloromethane	5.7	U vs	5.7	0.76
75-25-2	Bromoform	5.7	U vs	5.7	2.8
74-83-9	Bromomethane	5.7	U vs	5.7	0.51
75-15-0	Carbon disulfide	5.7	U vs	5.7	2.8
56-23-5	Carbon tetrachloride	5.7	U vs	5.7	0.55
108-90-7	Chlorobenzene	5.7	U vs	5.7	0.75
75-00-3	Chloroethane	5.7	U vs	5.7	1.3
67-66-3	Chloroform	5.7	U vs	5.7	0.35
74-87-3	Chloromethane	5.7	U vs	5.7	0.34
156-59-2	cis-1,2-Dichloroethene	5.7	U vs	5.7	0.72
10061-01-5	cis-1,3-Dichloropropene	5.7	U vs	5.7	0.81
110-82-7	Cyclohexane	5.7	U vs	5.7	0.79
124-48-1	Dibromochloromethane	5.7	U vs	5.7	0.72
75-71-8	Dichlorodifluoromethane	5.7	U vs	5.7	0.47

FORM I
GC/MS VOA ORGANICS ANALYSIS DATA SHEET

Lab Name: Eurofins Buffalo
Job No.: 480-199126-1
SDG No.:
Client Sample ID: SA 8
Lab Sample ID: 480-199126-8
Matrix: Solid
Lab File ID: M04192.D
Analysis Method: 8260C
Date Collected: 06/16/2022 12:00
Sample wt/vol: 5.13(g)
Date Analyzed: 06/21/2022 05:17
Soil Aliquot Vol:
Dilution Factor: 1
Soil Extract Vol.:
GC Column: ZB-624 (30) VOA ID: 0.25(mm)
Purge Volume: 5.0(mL)
Heated Purge: (Y/N) Y pH:
% Moisture: 13.9 % Solids: 86.1
Level: (low/med) Low
Analysis Batch No.: 630807
Units: ug/Kg

CAS NO.	COMPOUND NAME	RESULT	Q	RL	MDL
100-41-4	Ethylbenzene	5.7	U vs	5.7	0.39
98-82-8	Isopropylbenzene	5.7	U vs	5.7	0.85
79-20-9	Methyl acetate	28	U vs	28	3.4
1634-04-4	Methyl tert-butyl ether	5.7	U vs	5.7	0.56
108-87-2	Methylcyclohexane	5.7	U vs	5.7	0.86
75-09-2	Methylene Chloride	5.7	U vs	5.7	2.6
100-42-5	Styrene	5.7	U vs	5.7	0.28
127-18-4	Tetrachloroethene	5.7	U vs	5.7	0.76
108-88-3	Toluene	5.7	U vs	5.7	0.43
156-60-5	trans-1,2-Dichloroethene	5.7	U vs	5.7	0.58
10061-02-6	trans-1,3-Dichloropropene	5.7	U vs	5.7	2.5
79-01-6	Trichloroethene	5.7	U vs	5.7	1.2
75-69-4	Trichlorofluoromethane	5.7	U vs	5.7	0.54
75-01-4	Vinyl chloride	5.7	U vs	5.7	0.69
1330-20-7	Xylenes, Total	11	U vs	11	0.95

CAS NO.	SURROGATE	%REC	Q	LIMITS
17060-07-0	1,2-Dichloroethane-d4 (Surr)	98		64-126
460-00-4	4-Bromofluorobenzene (Surr)	85		72-126
1868-53-7	Dibromofluoromethane (Surr)	100		60-140
2037-26-5	Toluene-d8 (Surr)	101		71-125

FORM I
GC/MS VOA ORGANICS ANALYSIS DATA SHEET

Lab Name: Eurofins Buffalo | Job No.: 480-199126-1

SDG No.:

Client Sample ID: SA 9 | Lab Sample ID: 480-199126-9

Matrix: Solid | Lab File ID: M04193.D

Analysis Method: 8260C | Date Collected: 06/16/2022 12:00

Sample wt/vol: 5(g) | Date Analyzed: 06/21/2022 05:41

Soil Aliquot Vol: | Dilution Factor: 1

Soil Extract Vol.: | GC Column: ZB-624 (30) VOA ID: 0.25(mm)

Purge Volume: 5.0(mL) | Heated Purge: (Y/N) Y pH:

% Moisture: 14.7 % Solids: 85.3 | Level: (low/med) Low

Analysis Batch No.: 630807 | Units: ug/Kg

CAS NO.	COMPOUND NAME	RESULT	Q	RL	MDL
71-55-6	1,1,1-Trichloroethane	5.9	U vs	5.9	0.43
79-34-5	1,1,2,2-Tetrachloroethane	5.9	U vs	5.9	0.95
76-13-1	1,1,2-Trichloro-1,2,2-trifluoroethane	5.9	U vs	5.9	1.3
79-00-5	1,1,2-Trichloroethane	5.9	U vs	5.9	0.76
75-34-3	1,1-Dichloroethane	5.9	U vs	5.9	0.71
75-35-4	1,1-Dichloroethene	5.9	U vs	5.9	0.72
120-82-1	1,2,4-Trichlorobenzene	5.9	U vs	5.9	0.36
96-12-8	1,2-Dibromo-3-Chloropropane	5.9	U vs	5.9	2.9
106-93-4	1,2-Dibromoethane	5.9	U vs	5.9	0.75
95-50-1	1,2-Dichlorobenzene	5.9	U vs	5.9	0.46
107-06-2	1,2-Dichloroethane	5.9	U vs	5.9	0.29
78-87-5	1,2-Dichloropropane	5.9	U vs	5.9	2.9
541-73-1	1,3-Dichlorobenzene	5.9	U vs	5.9	0.30
106-46-7	1,4-Dichlorobenzene	5.9	U vs	5.9	0.82
78-93-3	2-Butanone (MEK)	29	U vs	29	2.1
591-78-6	2-Hexanone	29	U vs	29	2.9
108-10-1	4-Methyl-2-pentanone (MIBK)	29	U vs	29	1.9
67-64-1	Acetone	12	J vs	29	4.9
71-43-2	Benzene	5.9	U vs	5.9	0.29
75-27-4	Bromodichloromethane	5.9	U vs	5.9	0.79
75-25-2	Bromoform	5.9	U vs	5.9	2.9
74-83-9	Bromomethane	5.9	U vs	5.9	0.53
75-15-0	Carbon disulfide	5.9	U vs	5.9	2.9
56-23-5	Carbon tetrachloride	5.9	U vs	5.9	0.57
108-90-7	Chlorobenzene	5.9	U vs	5.9	0.77
75-00-3	Chloroethane	5.9	U vs	5.9	1.3
67-66-3	Chloroform	5.9	U vs	5.9	0.36
74-87-3	Chloromethane	5.9	U vs	5.9	0.35
156-59-2	cis-1,2-Dichloroethene	5.9	U vs	5.9	0.75
10061-01-5	cis-1,3-Dichloropropene	5.9	U vs	5.9	0.84
110-82-7	Cyclohexane	5.9	U vs	5.9	0.82
124-48-1	Dibromochloromethane	5.9	U vs	5.9	0.75
75-71-8	Dichlorodifluoromethane	5.9	U vs	5.9	0.48

FORM I
GC/MS VOA ORGANICS ANALYSIS DATA SHEET

Lab Name: Eurofins Buffalo
Job No.: 480-199126-1
SDG No.:
Client Sample ID: SA 9
Lab Sample ID: 480-199126-9
Matrix: Solid
Lab File ID: M04193.D
Analysis Method: 8260C
Date Collected: 06/16/2022 12:00
Sample wt/vol: 5(g)
Date Analyzed: 06/21/2022 05:41
Soil Aliquot Vol:
Dilution Factor: 1
Soil Extract Vol.:
GC Column: ZB-624 (30) VOA ID: 0.25(mm)
Purge Volume: 5.0(mL)
Heated Purge: (Y/N) Y pH:
% Moisture: 14.7 % Solids: 85.3
Level: (low/med) Low
Analysis Batch No.: 630807
Units: ug/Kg

CAS NO.	COMPOUND NAME	RESULT	Q	RL	MDL
100-41-4	Ethylbenzene	5.9	U vs	5.9	0.40
98-82-8	Isopropylbenzene	5.9	U vs	5.9	0.88
79-20-9	Methyl acetate	29	U vs	29	3.5
1634-04-4	Methyl tert-butyl ether	5.9	U vs	5.9	0.58
108-87-2	Methylcyclohexane	5.9	U vs	5.9	0.89
75-09-2	Methylene Chloride	5.9	U vs	5.9	2.7
100-42-5	Styrene	5.9	U vs	5.9	0.29
127-18-4	Tetrachloroethene	5.9	U vs	5.9	0.79
108-88-3	Toluene	5.9	U vs	5.9	0.44
156-60-5	trans-1,2-Dichloroethene	5.9	U vs	5.9	0.60
10061-02-6	trans-1,3-Dichloropropene	5.9	U vs	5.9	2.6
79-01-6	Trichloroethene	5.9	U vs	5.9	1.3
75-69-4	Trichlorofluoromethane	5.9	U vs	5.9	0.55
75-01-4	Vinyl chloride	5.9	U vs	5.9	0.71
1330-20-7	Xylenes, Total	12	U vs	12	0.98

CAS NO.	SURROGATE	%REC	Q	LIMITS
17060-07-0	1,2-Dichloroethane-d4 (Surr)	97		64-126
460-00-4	4-Bromofluorobenzene (Surr)	81		72-126
1868-53-7	Dibromofluoromethane (Surr)	96		60-140
2037-26-5	Toluene-d8 (Surr)	102		71-125

FORM I
GC/MS VOA ORGANICS ANALYSIS DATA SHEET

Lab Name: Eurofins Buffalo | Job No.: 480-199126-1

SDG No.:

Client Sample ID: SE 4 | Lab Sample ID: 480-199126-10

Matrix: Solid | Lab File ID: M04194.D

Analysis Method: 8260C | Date Collected: 06/16/2022 12:00

Sample wt/vol: 5(g) | Date Analyzed: 06/21/2022 06:05

Soil Aliquot Vol: | Dilution Factor: 1

Soil Extract Vol.: | GC Column: ZB-624 (30) VOA ID: 0.25(mm)

Purge Volume: 5.0(mL) | Heated Purge: (Y/N) Y pH:

% Moisture: 14.0 % Solids: 86.0 | Level: (low/med) Low

Analysis Batch No.: 630807 | Units: ug/Kg

CAS NO.	COMPOUND NAME	RESULT	Q	RL	MDL
71-55-6	1,1,1-Trichloroethane	5.8	U vs	5.8	0.42
79-34-5	1,1,2,2-Tetrachloroethane	5.8	U vs	5.8	0.94
76-13-1	1,1,2-Trichloro-1,2,2-trifluoroethane	5.8	U vs	5.8	1.3
79-00-5	1,1,2-Trichloroethane	5.8	U vs	5.8	0.76
75-34-3	1,1-Dichloroethane	5.8	U vs	5.8	0.71
75-35-4	1,1-Dichloroethene	5.8	U vs	5.8	0.71
120-82-1	1,2,4-Trichlorobenzene	5.8	U vs	5.8	0.35
96-12-8	1,2-Dibromo-3-Chloropropane	5.8	U vs	5.8	2.9
106-93-4	1,2-Dibromoethane	5.8	U vs	5.8	0.75
95-50-1	1,2-Dichlorobenzene	5.8	U vs	5.8	0.45
107-06-2	1,2-Dichloroethane	5.8	U vs	5.8	0.29
78-87-5	1,2-Dichloropropane	5.8	U vs	5.8	2.9
541-73-1	1,3-Dichlorobenzene	5.8	U vs	5.8	0.30
106-46-7	1,4-Dichlorobenzene	5.8	U vs	5.8	0.81
78-93-3	2-Butanone (MEK)	29	U vs	29	2.1
591-78-6	2-Hexanone	29	U vs	29	2.9
108-10-1	4-Methyl-2-pentanone (MIBK)	29	U vs	29	1.9
67-64-1	Acetone	29	U vs	29	4.9
71-43-2	Benzene	5.8	U vs	5.8	0.29
75-27-4	Bromodichloromethane	5.8	U vs	5.8	0.78
75-25-2	Bromoform	5.8	U vs	5.8	2.9
74-83-9	Bromomethane	5.8	U vs	5.8	0.52
75-15-0	Carbon disulfide	5.8	U vs	5.8	2.9
56-23-5	Carbon tetrachloride	5.8	U vs	5.8	0.56
108-90-7	Chlorobenzene	5.8	U vs	5.8	0.77
75-00-3	Chloroethane	5.8	U vs	5.8	1.3
67-66-3	Chloroform	5.8	U vs	5.8	0.36
74-87-3	Chloromethane	5.8	U vs	5.8	0.35
156-59-2	cis-1,2-Dichloroethene	5.8	U vs	5.8	0.74
10061-01-5	cis-1,3-Dichloropropene	5.8	U vs	5.8	0.84
110-82-7	Cyclohexane	5.8	U vs	5.8	0.81
124-48-1	Dibromochloromethane	5.8	U vs	5.8	0.74
75-71-8	Dichlorodifluoromethane	5.8	U vs	5.8	0.48

FORM I
GC/MS VOA ORGANICS ANALYSIS DATA SHEET

Lab Name: Eurofins Buffalo
Job No.: 480-199126-1
SDG No.:
Client Sample ID: SE 4
Lab Sample ID: 480-199126-10
Matrix: Solid
Lab File ID: M04194.D
Analysis Method: 8260C
Date Collected: 06/16/2022 12:00
Sample wt/vol: 5(g)
Date Analyzed: 06/21/2022 06:05
Soil Aliquot Vol:
Dilution Factor: 1
Soil Extract Vol.:
GC Column: ZB-624 (30) VOA ID: 0.25(mm)
Purge Volume: 5.0(mL)
Heated Purge: (Y/N) Y pH:
% Moisture: 14.0 % Solids: 86.0
Level: (low/med) Low
Analysis Batch No.: 630807
Units: ug/Kg

CAS NO.	COMPOUND NAME	RESULT	Q	RL	MDL
100-41-4	Ethylbenzene	5.8	U vs	5.8	0.40
98-82-8	Isopropylbenzene	5.8	U vs	5.8	0.88
79-20-9	Methyl acetate	29	U vs	29	3.5
1634-04-4	Methyl tert-butyl ether	5.8	U vs	5.8	0.57
108-87-2	Methylcyclohexane	5.8	U vs	5.8	0.88
75-09-2	Methylene Chloride	5.8	U vs	5.8	2.7
100-42-5	Styrene	5.8	U vs	5.8	0.29
127-18-4	Tetrachloroethene	5.8	U vs	5.8	0.78
108-88-3	Toluene	5.8	U vs	5.8	0.44
156-60-5	trans-1,2-Dichloroethene	5.8	U vs	5.8	0.60
10061-02-6	trans-1,3-Dichloropropene	5.8	U vs	5.8	2.6
79-01-6	Trichloroethene	5.8	U vs	5.8	1.3
75-69-4	Trichlorofluoromethane	5.8	U vs	5.8	0.55
75-01-4	Vinyl chloride	5.8	U vs	5.8	0.71
1330-20-7	Xylenes, Total	12	U vs	12	0.98

CAS NO.	SURROGATE	%REC	Q	LIMITS
17060-07-0	1,2-Dichloroethane-d4 (Surr)	99		64-126
460-00-4	4-Bromofluorobenzene (Surr)	89		72-126
1868-53-7	Dibromofluoromethane (Surr)	97		60-140
2037-26-5	Toluene-d8 (Surr)	95		71-125

FORM I
GC/MS VOA ORGANICS ANALYSIS DATA SHEET

Lab Name: Eurofins Buffalo | Job No.: 480-199126-1

SDG No.:

Client Sample ID: SD 4 | Lab Sample ID: 480-199126-11

Matrix: Solid | Lab File ID: M04195.D

Analysis Method: 8260C | Date Collected: 06/16/2022 12:00

Sample wt/vol: 5.03(g) | Date Analyzed: 06/21/2022 06:29

Soil Aliquot Vol: | Dilution Factor: 1

Soil Extract Vol.: | GC Column: ZB-624 (30) VOA ID: 0.25(mm)

Purge Volume: 5.0(mL) | Heated Purge: (Y/N) Y pH:

% Moisture: 17.2 % Solids: 82.8 | Level: (low/med) Low

Analysis Batch No.: 630807 | Units: ug/Kg

CAS NO.	COMPOUND NAME	RESULT	Q	RL	MDL
71-55-6	1,1,1-Trichloroethane	6.0	U vs	6.0	0.44
79-34-5	1,1,2,2-Tetrachloroethane	6.0	U vs	6.0	0.97
76-13-1	1,1,2-Trichloro-1,2,2-trifluoroethane	6.0	U vs	6.0	1.4
79-00-5	1,1,2-Trichloroethane	6.0	U vs	6.0	0.78
75-34-3	1,1-Dichloroethane	6.0	U vs	6.0	0.73
75-35-4	1,1-Dichloroethene	6.0	U vs	6.0	0.73
120-82-1	1,2,4-Trichlorobenzene	6.0	U vs	6.0	0.36
96-12-8	1,2-Dibromo-3-Chloropropane	6.0	U vs	6.0	3.0
106-93-4	1,2-Dibromoethane	6.0	U vs	6.0	0.77
95-50-1	1,2-Dichlorobenzene	6.0	U vs	6.0	0.47
107-06-2	1,2-Dichloroethane	6.0	U vs	6.0	0.30
78-87-5	1,2-Dichloropropane	6.0	U vs	6.0	3.0
541-73-1	1,3-Dichlorobenzene	6.0	U vs	6.0	0.31
106-46-7	1,4-Dichlorobenzene	6.0	U vs	6.0	0.84
78-93-3	2-Butanone (MEK)	30	U vs	30	2.2
591-78-6	2-Hexanone	30	U vs	30	3.0
108-10-1	4-Methyl-2-pentanone (MIBK)	30	U vs	30	2.0
67-64-1	Acetone	30	U vs	30	5.1
71-43-2	Benzene	6.0	U vs	6.0	0.29
75-27-4	Bromodichloromethane	6.0	U vs	6.0	0.80
75-25-2	Bromoform	6.0	U vs	6.0	3.0
74-83-9	Bromomethane	6.0	U vs	6.0	0.54
75-15-0	Carbon disulfide	6.0	U vs	6.0	3.0
56-23-5	Carbon tetrachloride	6.0	U vs	6.0	0.58
108-90-7	Chlorobenzene	6.0	U vs	6.0	0.79
75-00-3	Chloroethane	6.0	U vs	6.0	1.4
67-66-3	Chloroform	6.0	U vs	6.0	0.37
74-87-3	Chloromethane	6.0	U vs	6.0	0.36
156-59-2	cis-1,2-Dichloroethene	6.0	U vs	6.0	0.77
10061-01-5	cis-1,3-Dichloropropene	6.0	U vs	6.0	0.86
110-82-7	Cyclohexane	6.0	U vs	6.0	0.84
124-48-1	Dibromochloromethane	6.0	U vs	6.0	0.77
75-71-8	Dichlorodifluoromethane	6.0	U vs	6.0	0.50

FORM I
GC/MS VOA ORGANICS ANALYSIS DATA SHEET

Lab Name: Eurofins Buffalo
Job No.: 480-199126-1
SDG No.:
Client Sample ID: SD 4
Lab Sample ID: 480-199126-11
Matrix: Solid
Lab File ID: M04195.D
Analysis Method: 8260C
Date Collected: 06/16/2022 12:00
Sample wt/vol: 5.03(g)
Date Analyzed: 06/21/2022 06:29
Soil Aliquot Vol:
Dilution Factor: 1
Soil Extract Vol.:
GC Column: ZB-624 (30) VOA ID: 0.25(mm)
Purge Volume: 5.0(mL)
Heated Purge: (Y/N) Y pH:
% Moisture: 17.2 % Solids: 82.8
Level: (low/med) Low
Analysis Batch No.: 630807
Units: ug/Kg

CAS NO.	COMPOUND NAME	RESULT	Q	RL	MDL
100-41-4	Ethylbenzene	6.0	U vs	6.0	0.41
98-82-8	Isopropylbenzene	6.0	U vs	6.0	0.91
79-20-9	Methyl acetate	30	U vs	30	3.6
1634-04-4	Methyl tert-butyl ether	6.0	U vs	6.0	0.59
108-87-2	Methylcyclohexane	6.0	U vs	6.0	0.91
75-09-2	Methylene Chloride	6.0	U vs	6.0	2.8
100-42-5	Styrene	6.0	U vs	6.0	0.30
127-18-4	Tetrachloroethene	6.0	U vs	6.0	0.81
108-88-3	Toluene	6.0	U vs	6.0	0.45
156-60-5	trans-1,2-Dichloroethene	6.0	U vs	6.0	0.62
10061-02-6	trans-1,3-Dichloropropene	6.0	U vs	6.0	2.6
79-01-6	Trichloroethene	6.0	U vs	6.0	1.3
75-69-4	Trichlorofluoromethane	6.0	U vs	6.0	0.57
75-01-4	Vinyl chloride	6.0	U vs	6.0	0.73
1330-20-7	Xylenes, Total	12	U vs	12	1.0

CAS NO.	SURROGATE	%REC	Q	LIMITS
17060-07-0	1,2-Dichloroethane-d4 (Surr)	101		64-126
460-00-4	4-Bromofluorobenzene (Surr)	80		72-126
1868-53-7	Dibromofluoromethane (Surr)	97		60-140
2037-26-5	Toluene-d8 (Surr)	101		71-125

Method 8270D

Semivolatile Organic Compounds (GC/MS) by Method 8270D

FORM I
GC/MS SEMI VOA ORGANICS ANALYSIS DATA SHEET

Lab Name: Eurofins Buffalo | Job No.: 480-199126-1

SDG No.:

Client Sample ID: SA 1 | Lab Sample ID: 480-199126-1

Matrix: Solid | Lab File ID: V3158514.d

Analysis Method: 8270D | Date Collected: 06/16/2022 12:00

Extract. Method: 3550C | Date Extracted: 06/20/2022 15:40

Sample wt/vol: 30.49(g) | Date Analyzed: 06/21/2022 21:59

Con. Extract Vol.: 1(mL) | Dilution Factor: 1

Injection Volume: 1(uL) | GC Column: RXI-5Sil MS ID: 0.25(mm)

% Moisture: 14.7 % Solids: 85.3 | GPC Cleanup:(Y/N) N

Cleanup Factor: | Level: (low/med) Low

Analysis Batch No.: 630912 | Units: ug/Kg

CAS NO.	COMPOUND NAME	RESULT	Q	RL	MDL
95-95-4	2,4,5-Trichlorophenol	200	U	200	53
88-06-2	2,4,6-Trichlorophenol	200	U	200	39
120-83-2	2,4-Dichlorophenol	200	U	200	21
105-67-9	2,4-Dimethylphenol	200	U	200	47
51-28-5	2,4-Dinitrophenol	1900	U	1900	900
121-14-2	2,4-Dinitrotoluene	200	U	200	40
606-20-2	2,6-Dinitrotoluene	200	U	200	23
91-58-7	2-Chloronaphthalene	200	U	200	32
95-57-8	2-Chlorophenol	380	U	380	36
91-57-6	2-Methylnaphthalene	200	U	200	39
95-48-7	2-Methylphenol	200	U	200	23
88-74-4	2-Nitroaniline	380	U	380	29
88-75-5	2-Nitrophenol	200	U	200	55
91-94-1	3,3'-Dichlorobenzidine	380	U	380	230
99-09-2	3-Nitroaniline	380	U	380	54
534-52-1	4,6-Dinitro-2-methylphenol	380	U	380	200
101-55-3	4-Bromophenyl phenyl ether	200	U	200	28
59-50-7	4-Chloro-3-methylphenol	200	U	200	48
106-47-8	4-Chloroaniline	200	U	200	48
7005-72-3	4-Chlorophenyl phenyl ether	200	U	200	24
106-44-5	4-Methylphenol	380	U	380	23
100-01-6	4-Nitroaniline	380	U	380	100
100-02-7	4-Nitrophenol	380	U	380	140
83-32-9	Acenaphthene	200	U	200	29
208-96-8	Acenaphthylene	200	U	200	25
98-86-2	Acetophenone	200	U	200	27
120-12-7	Anthracene	200	U	200	48
1912-24-9	Atrazine	200	U	200	68
100-52-7	Benzaldehyde	200	U	200	160
56-55-3	Benzo[a]anthracene	200	U	200	20
50-32-8	Benzo[a]pyrene	200	U	200	29
205-99-2	Benzo[b]fluoranthene	200	U	200	31

FORM I
GC/MS SEMI VOA ORGANICS ANALYSIS DATA SHEET

Lab Name: Eurofins Buffalo
Job No.: 480-199126-1
SDG No.:
Client Sample ID: SA 1
Lab Sample ID: 480-199126-1
Matrix: Solid
Lab File ID: V3158514.d
Analysis Method: 8270D
Date Collected: 06/16/2022 12:00
Extract. Method: 3550C
Date Extracted: 06/20/2022 15:40
Sample wt/vol: 30.49(g)
Date Analyzed: 06/21/2022 21:59
Con. Extract Vol.: 1(mL)
Dilution Factor: 1
Injection Volume: 1(uL)
GC Column: RXI-5Sil MS ID: 0.25(mm)
% Moisture: 14.7 % Solids: 85.3
GPC Cleanup:(Y/N) N
Cleanup Factor:
Level: (low/med) Low
Analysis Batch No.: 630912
Units: ug/Kg

CAS NO.	COMPOUND NAME	RESULT	Q	RL	MDL
191-24-2	Benzo[g,h,i]perylene	200	U	200	21
207-08-9	Benzo[k]fluoranthene	200	U	200	25
92-52-4	Biphenyl	200	U	200	29
108-60-1	bis (2-chloroisopropyl) ether	200	U	200	39
111-91-1	Bis(2-chloroethoxy)methane	200	U	200	42
111-44-4	Bis(2-chloroethyl)ether	200	U	200	25
117-81-7	Bis(2-ethylhexyl) phthalate	200	U	200	67
85-68-7	Butyl benzyl phthalate	200	U	200	32
105-60-2	Caprolactam	200	U	200	59
86-74-8	Carbazole	200	U	200	23
218-01-9	Chrysene	200	U	200	44
53-70-3	Dibenz(a,h)anthracene	200	U	200	35
132-64-9	Dibenzofuran	200	U	200	23
84-66-2	Diethyl phthalate	200	U	200	25
131-11-3	Dimethyl phthalate	200	U	200	23
84-74-2	Di-n-butyl phthalate	200	U	200	33
117-84-0	Di-n-octyl phthalate	200	U	200	23
206-44-0	Fluoranthene	200	U	200	21
86-73-7	Fluorene	200	U	200	23
118-74-1	Hexachlorobenzene	200	U	200	27
87-68-3	Hexachlorobutadiene	200	U	200	29
77-47-4	Hexachlorocyclopentadiene	200	U	200	27
67-72-1	Hexachloroethane	200	U	200	25
193-39-5	Indeno[1,2,3-cd]pyrene	200	U	200	24
78-59-1	Isophorone	200	U	200	42
91-20-3	Naphthalene	200	U	200	25
98-95-3	Nitrobenzene	200	U	200	22
621-64-7	N-Nitrosodi-n-propylamine	200	U	200	33
86-30-6	N-Nitrosodiphenylamine	200	U	200	160
87-86-5	Pentachlorophenol	380	U	380	200
85-01-8	Phenanthrene	200	U	200	29
108-95-2	Phenol	200	U	200	30

FORM I
GC/MS SEMI VOA ORGANICS ANALYSIS DATA SHEET

Lab Name: Eurofins Buffalo
Job No.: 480-199126-1
SDG No.:
Client Sample ID: SA 1
Lab Sample ID: 480-199126-1
Matrix: Solid
Lab File ID: V3158514.d
Analysis Method: 8270D
Date Collected: 06/16/2022 12:00
Extract. Method: 3550C
Date Extracted: 06/20/2022 15:40
Sample wt/vol: 30.49(g)
Date Analyzed: 06/21/2022 21:59
Con. Extract Vol.: 1(mL)
Dilution Factor: 1
Injection Volume: 1(uL)
GC Column: RXI-5Sil MS ID: 0.25(mm)
% Moisture: 14.7 % Solids: 85.3
GPC Cleanup:(Y/N) N
Cleanup Factor:
Level: (low/med) Low
Analysis Batch No.: 630912
Units: ug/Kg

CAS NO.	COMPOUND NAME	RESULT	Q	RL	MDL
129-00-0	Pyrene	200	U	200	23

CAS NO.	SURROGATE	%REC	Q	LIMITS
118-79-6	2,4,6-Tribromophenol	83		54-120
321-60-8	2-Fluorobiphenyl	83		60-120
367-12-4	2-Fluorophenol	78		52-120
4165-60-0	Nitrobenzene-d5	80		53-120
4165-62-2	Phenol-d5	81		54-120
1718-51-0	p-Terphenyl-d14	89		79-130

FORM I
GC/MS SEMI VOA ORGANICS ANALYSIS DATA SHEET

Lab Name: Eurofins Buffalo | Job No.: 480-199126-1

SDG No.:

Client Sample ID: SA 2 | Lab Sample ID: 480-199126-2

Matrix: Solid | Lab File ID: V3158515.d

Analysis Method: 8270D | Date Collected: 06/16/2022 12:00

Extract. Method: 3550C | Date Extracted: 06/20/2022 15:40

Sample wt/vol: 30.42(g) | Date Analyzed: 06/21/2022 22:23

Con. Extract Vol.: 1(mL) | Dilution Factor: 1

Injection Volume: 1(uL) | GC Column: RXI-5Sil MS ID: 0.25(mm)

% Moisture: 13.6 % Solids: 86.4 | GPC Cleanup:(Y/N) N

Cleanup Factor: | Level: (low/med) Low

Analysis Batch No.: 630912 | Units: ug/Kg

CAS NO.	COMPOUND NAME	RESULT	Q	RL	MDL
95-95-4	2,4,5-Trichlorophenol	190	U	190	53
88-06-2	2,4,6-Trichlorophenol	190	U	190	39
120-83-2	2,4-Dichlorophenol	190	U	190	21
105-67-9	2,4-Dimethylphenol	190	U	190	47
51-28-5	2,4-Dinitrophenol	1900	U	1900	900
121-14-2	2,4-Dinitrotoluene	190	U	190	40
606-20-2	2,6-Dinitrotoluene	190	U	190	23
91-58-7	2-Chloronaphthalene	190	U	190	32
95-57-8	2-Chlorophenol	380	U	380	35
91-57-6	2-Methylnaphthalene	190	U	190	39
95-48-7	2-Methylphenol	190	U	190	23
88-74-4	2-Nitroaniline	380	U	380	29
88-75-5	2-Nitrophenol	190	U	190	55
91-94-1	3,3'-Dichlorobenzidine	380	U	380	230
99-09-2	3-Nitroaniline	380	U	380	54
534-52-1	4,6-Dinitro-2-methylphenol	380	U	380	190
101-55-3	4-Bromophenyl phenyl ether	190	U	190	27
59-50-7	4-Chloro-3-methylphenol	190	U	190	48
106-47-8	4-Chloroaniline	190	U	190	48
7005-72-3	4-Chlorophenyl phenyl ether	190	U	190	24
106-44-5	4-Methylphenol	380	U	380	23
100-01-6	4-Nitroaniline	380	U	380	100
100-02-7	4-Nitrophenol	380	U	380	140
83-32-9	Acenaphthene	190	U	190	29
208-96-8	Acenaphthylene	190	U	190	25
98-86-2	Acetophenone	190	U	190	26
120-12-7	Anthracene	190	U	190	48
1912-24-9	Atrazine	190	U	190	67
100-52-7	Benzaldehyde	190	U	190	150
56-55-3	Benzo[a]anthracene	190	U	190	19
50-32-8	Benzo[a]pyrene	190	U	190	29
205-99-2	Benzo[b]fluoranthene	190	U	190	31

FORM I
GC/MS SEMI VOA ORGANICS ANALYSIS DATA SHEET

Lab Name: Eurofins Buffalo
Job No.: 480-199126-1
SDG No.:
Client Sample ID: SA 2
Lab Sample ID: 480-199126-2
Matrix: Solid
Lab File ID: V3158515.d
Analysis Method: 8270D
Date Collected: 06/16/2022 12:00
Extract. Method: 3550C
Date Extracted: 06/20/2022 15:40
Sample wt/vol: 30.42(g)
Date Analyzed: 06/21/2022 22:23
Con. Extract Vol.: 1(mL)
Dilution Factor: 1
Injection Volume: 1(uL)
GC Column: RXI-5Sil MS ID: 0.25(mm)
% Moisture: 13.6 % Solids: 86.4
GPC Cleanup:(Y/N) N
Cleanup Factor:
Level: (low/med) Low
Analysis Batch No.: 630912
Units: ug/Kg

CAS NO.	COMPOUND NAME	RESULT	Q	RL	MDL
191-24-2	Benzo[g,h,i]perylene	190	U	190	21
207-08-9	Benzo[k]fluoranthene	190	U	190	25
92-52-4	Biphenyl	190	U	190	29
108-60-1	bis (2-chloroisopropyl) ether	190	U	190	39
111-91-1	Bis(2-chloroethoxy)methane	190	U	190	41
111-44-4	Bis(2-chloroethyl)ether	190	U	190	25
117-81-7	Bis(2-ethylhexyl) phthalate	190	U	190	66
85-68-7	Butyl benzyl phthalate	190	U	190	32
105-60-2	Caprolactam	190	U	190	58
86-74-8	Carbazole	190	U	190	23
218-01-9	Chrysene	190	U	190	43
53-70-3	Dibenz(a,h)anthracene	190	U	190	34
132-64-9	Dibenzofuran	190	U	190	23
84-66-2	Diethyl phthalate	190	U	190	25
131-11-3	Dimethyl phthalate	190	U	190	23
84-74-2	Di-n-butyl phthalate	190	U	190	33
117-84-0	Di-n-octyl phthalate	190	U	190	23
206-44-0	Fluoranthene	190	U	190	21
86-73-7	Fluorene	190	U	190	23
118-74-1	Hexachlorobenzene	190	U	190	26
87-68-3	Hexachlorobutadiene	190	U	190	29
77-47-4	Hexachlorocyclopentadiene	190	U	190	26
67-72-1	Hexachloroethane	190	U	190	25
193-39-5	Indeno[1,2,3-cd]pyrene	190	U	190	24
78-59-1	Isophorone	190	U	190	41
91-20-3	Naphthalene	190	U	190	25
98-95-3	Nitrobenzene	190	U	190	22
621-64-7	N-Nitrosodi-n-propylamine	190	U	190	33
86-30-6	N-Nitrosodiphenylamine	190	U	190	160
87-86-5	Pentachlorophenol	380	U	380	190
85-01-8	Phenanthrene	190	U	190	29
108-95-2	Phenol	190	U	190	30

FORM I
GC/MS SEMI VOA ORGANICS ANALYSIS DATA SHEET

Lab Name: Eurofins Buffalo
Job No.: 480-199126-1
SDG No.:
Client Sample ID: SA 2
Lab Sample ID: 480-199126-2
Matrix: Solid
Lab File ID: V3158515.d
Analysis Method: 8270D
Date Collected: 06/16/2022 12:00
Extract. Method: 3550C
Date Extracted: 06/20/2022 15:40
Sample wt/vol: 30.42(g)
Date Analyzed: 06/21/2022 22:23
Con. Extract Vol.: 1(mL)
Dilution Factor: 1
Injection Volume: 1(uL)
GC Column: RXI-5Sil MS ID: 0.25(mm)
% Moisture: 13.6 % Solids: 86.4
GPC Cleanup:(Y/N) N
Cleanup Factor:
Level: (low/med) Low
Analysis Batch No.: 630912
Units: ug/Kg

CAS NO.	COMPOUND NAME	RESULT	Q	RL	MDL
129-00-0	Pyrene	190	U	190	23

CAS NO.	SURROGATE	%REC	Q	LIMITS
118-79-6	2,4,6-Tribromophenol	81		54-120
321-60-8	2-Fluorobiphenyl	84		60-120
367-12-4	2-Fluorophenol	77		52-120
4165-60-0	Nitrobenzene-d5	84		53-120
4165-62-2	Phenol-d5	78		54-120
1718-51-0	p-Terphenyl-d14	96		79-130

FORM I
GC/MS SEMI VOA ORGANICS ANALYSIS DATA SHEET

Lab Name: Eurofins Buffalo | Job No.: 480-199126-1

SDG No.:

Client Sample ID: SA 3 | Lab Sample ID: 480-199126-3

Matrix: Solid | Lab File ID: V3158516.d

Analysis Method: 8270D | Date Collected: 06/16/2022 12:00

Extract. Method: 3550C | Date Extracted: 06/20/2022 15:40

Sample wt/vol: 30.34(g) | Date Analyzed: 06/21/2022 22:48

Con. Extract Vol.: 1(mL) | Dilution Factor: 1

Injection Volume: 1(uL) | GC Column: RXI-5Sil MS ID: 0.25(mm)

% Moisture: 14.3 % Solids: 85.7 | GPC Cleanup:(Y/N) N

Cleanup Factor: | Level: (low/med) Low

Analysis Batch No.: 630912 | Units: ug/Kg

CAS NO.	COMPOUND NAME	RESULT	Q	RL	MDL
95-95-4	2,4,5-Trichlorophenol	200	U	200	53
88-06-2	2,4,6-Trichlorophenol	200	U	200	39
120-83-2	2,4-Dichlorophenol	200	U	200	21
105-67-9	2,4-Dimethylphenol	200	U	200	47
51-28-5	2,4-Dinitrophenol	1900	U	1900	900
121-14-2	2,4-Dinitrotoluene	200	U	200	40
606-20-2	2,6-Dinitrotoluene	200	U	200	23
91-58-7	2-Chloronaphthalene	200	U	200	32
95-57-8	2-Chlorophenol	380	U	380	36
91-57-6	2-Methylnaphthalene	200	U	200	39
95-48-7	2-Methylphenol	200	U	200	23
88-74-4	2-Nitroaniline	380	U	380	29
88-75-5	2-Nitrophenol	200	U	200	55
91-94-1	3,3'-Dichlorobenzidine	380	U	380	230
99-09-2	3-Nitroaniline	380	U	380	54
534-52-1	4,6-Dinitro-2-methylphenol	380	U	380	200
101-55-3	4-Bromophenyl phenyl ether	200	U	200	28
59-50-7	4-Chloro-3-methylphenol	200	U	200	48
106-47-8	4-Chloroaniline	200	U	200	48
7005-72-3	4-Chlorophenyl phenyl ether	200	U	200	24
106-44-5	4-Methylphenol	380	U	380	23
100-01-6	4-Nitroaniline	380	U	380	100
100-02-7	4-Nitrophenol	380	U	380	140
83-32-9	Acenaphthene	200	U	200	29
208-96-8	Acenaphthylene	200	U	200	25
98-86-2	Acetophenone	200	U	200	27
120-12-7	Anthracene	200	U	200	48
1912-24-9	Atrazine	200	U	200	68
100-52-7	Benzaldehyde	200	U	200	160
56-55-3	Benzo[a]anthracene	200	U	200	20
50-32-8	Benzo[a]pyrene	200	U	200	29
205-99-2	Benzo[b]fluoranthene	200	U	200	31

FORM I
GC/MS SEMI VOA ORGANICS ANALYSIS DATA SHEET

Lab Name: Eurofins Buffalo | Job No.: 480-199126-1

SDG No.:

Client Sample ID: SA 3 | Lab Sample ID: 480-199126-3

Matrix: Solid | Lab File ID: V3158516.d

Analysis Method: 8270D | Date Collected: 06/16/2022 12:00

Extract. Method: 3550C | Date Extracted: 06/20/2022 15:40

Sample wt/vol: 30.34(g) | Date Analyzed: 06/21/2022 22:48

Con. Extract Vol.: 1(mL) | Dilution Factor: 1

Injection Volume: 1(uL) | GC Column: RXI-5Sil MS ID: 0.25(mm)

% Moisture: 14.3 % Solids: 85.7 | GPC Cleanup:(Y/N) N

Cleanup Factor: | Level: (low/med) Low

Analysis Batch No.: 630912 | Units: ug/Kg

CAS NO.	COMPOUND NAME	RESULT	Q	RL	MDL
191-24-2	Benzo[g,h,i]perylene	200	U	200	21
207-08-9	Benzo[k]fluoranthene	200	U	200	25
92-52-4	Biphenyl	200	U	200	29
108-60-1	bis (2-chloroisopropyl) ether	200	U	200	39
111-91-1	Bis(2-chloroethoxy)methane	200	U	200	42
111-44-4	Bis(2-chloroethyl)ether	200	U	200	25
117-81-7	Bis(2-ethylhexyl) phthalate	200	U	200	67
85-68-7	Butyl benzyl phthalate	200	U	200	32
105-60-2	Caprolactam	200	U	200	59
86-74-8	Carbazole	200	U	200	23
218-01-9	Chrysene	200	U	200	44
53-70-3	Dibenz(a,h)anthracene	200	U	200	35
132-64-9	Dibenzofuran	200	U	200	23
84-66-2	Diethyl phthalate	200	U	200	25
131-11-3	Dimethyl phthalate	200	U	200	23
84-74-2	Di-n-butyl phthalate	200	U	200	33
117-84-0	Di-n-octyl phthalate	200	U	200	23
206-44-0	Fluoranthene	200	U	200	21
86-73-7	Fluorene	200	U	200	23
118-74-1	Hexachlorobenzene	200	U	200	27
87-68-3	Hexachlorobutadiene	200	U	200	29
77-47-4	Hexachlorocyclopentadiene	200	U	200	27
67-72-1	Hexachloroethane	200	U	200	25
193-39-5	Indeno[1,2,3-cd]pyrene	200	U	200	24
78-59-1	Isophorone	200	U	200	42
91-20-3	Naphthalene	200	U	200	25
98-95-3	Nitrobenzene	200	U	200	22
621-64-7	N-Nitrosodi-n-propylamine	200	U	200	33
86-30-6	N-Nitrosodiphenylamine	200	U	200	160
87-86-5	Pentachlorophenol	380	U	380	200
85-01-8	Phenanthrene	200	U	200	29
108-95-2	Phenol	200	U	200	30

FORM I
GC/MS SEMI VOA ORGANICS ANALYSIS DATA SHEET

Lab Name: Eurofins Buffalo
Job No.: 480-199126-1
SDG No.:
Client Sample ID: SA 3
Lab Sample ID: 480-199126-3
Matrix: Solid
Lab File ID: V3158516.d
Analysis Method: 8270D
Date Collected: 06/16/2022 12:00
Extract. Method: 3550C
Date Extracted: 06/20/2022 15:40
Sample wt/vol: 30.34(g)
Date Analyzed: 06/21/2022 22:48
Con. Extract Vol.: 1(mL)
Dilution Factor: 1
Injection Volume: 1(uL)
GC Column: RXI-5Sil MS ID: 0.25(mm)
% Moisture: 14.3 % Solids: 85.7
GPC Cleanup:(Y/N) N
Cleanup Factor:
Level: (low/med) Low
Analysis Batch No.: 630912
Units: ug/Kg

CAS NO.	COMPOUND NAME	RESULT	Q	RL	MDL
129-00-0	Pyrene	200	U	200	23

CAS NO.	SURROGATE	%REC	Q	LIMITS
118-79-6	2,4,6-Tribromophenol	89		54-120
321-60-8	2-Fluorobiphenyl	86		60-120
367-12-4	2-Fluorophenol	78		52-120
4165-60-0	Nitrobenzene-d5	82		53-120
4165-62-2	Phenol-d5	81		54-120
1718-51-0	p-Terphenyl-d14	101		79-130

FORM I
GC/MS SEMI VOA ORGANICS ANALYSIS DATA SHEET

Lab Name: Eurofins Buffalo | Job No.: 480-199126-1

SDG No.:

Client Sample ID: SA 4 | Lab Sample ID: 480-199126-4

Matrix: Solid | Lab File ID: V3158517.d

Analysis Method: 8270D | Date Collected: 06/16/2022 12:00

Extract. Method: 3550C | Date Extracted: 06/20/2022 15:40

Sample wt/vol: 30.76(g) | Date Analyzed: 06/21/2022 23:12

Con. Extract Vol.: 1(mL) | Dilution Factor: 1

Injection Volume: 1(uL) | GC Column: RXI-5Sil MS ID: 0.25(mm)

% Moisture: 15.8 % Solids: 84.2 | GPC Cleanup:(Y/N) N

Cleanup Factor: | Level: (low/med) Low

Analysis Batch No.: 630912 | Units: ug/Kg

CAS NO.	COMPOUND NAME	RESULT	Q	RL	MDL
95-95-4	2,4,5-Trichlorophenol	200	U	200	53
88-06-2	2,4,6-Trichlorophenol	200	U	200	39
120-83-2	2,4-Dichlorophenol	200	U	200	21
105-67-9	2,4-Dimethylphenol	200	U	200	47
51-28-5	2,4-Dinitrophenol	1900	U	1900	910
121-14-2	2,4-Dinitrotoluene	200	U	200	41
606-20-2	2,6-Dinitrotoluene	200	U	200	23
91-58-7	2-Chloronaphthalene	200	U	200	32
95-57-8	2-Chlorophenol	380	U	380	36
91-57-6	2-Methylnaphthalene	200	U	200	39
95-48-7	2-Methylphenol	200	U	200	23
88-74-4	2-Nitroaniline	380	U	380	29
88-75-5	2-Nitrophenol	200	U	200	56
91-94-1	3,3'-Dichlorobenzidine	380	U	380	230
99-09-2	3-Nitroaniline	380	U	380	54
534-52-1	4,6-Dinitro-2-methylphenol	380	U	380	200
101-55-3	4-Bromophenyl phenyl ether	200	U	200	28
59-50-7	4-Chloro-3-methylphenol	200	U	200	49
106-47-8	4-Chloroaniline	200	U	200	49
7005-72-3	4-Chlorophenyl phenyl ether	200	U	200	24
106-44-5	4-Methylphenol	380	U	380	23
100-01-6	4-Nitroaniline	380	U	380	100
100-02-7	4-Nitrophenol	380	U	380	140
83-32-9	Acenaphthene	200	U	200	29
208-96-8	Acenaphthylene	200	U	200	25
98-86-2	Acetophenone	200	U	200	27
120-12-7	Anthracene	200	U	200	49
1912-24-9	Atrazine	200	U	200	68
100-52-7	Benzaldehyde	200	U	200	160
56-55-3	Benzo[a]anthracene	200	U	200	20
50-32-8	Benzo[a]pyrene	200	U	200	29
205-99-2	Benzo[b]fluoranthene	200	U	200	31

FORM I
GC/MS SEMI VOA ORGANICS ANALYSIS DATA SHEET

Lab Name: Eurofins Buffalo | Job No.: 480-199126-1

SDG No.:

Client Sample ID: SA 4 | Lab Sample ID: 480-199126-4

Matrix: Solid | Lab File ID: V3158517.d

Analysis Method: 8270D | Date Collected: 06/16/2022 12:00

Extract. Method: 3550C | Date Extracted: 06/20/2022 15:40

Sample wt/vol: 30.76(g) | Date Analyzed: 06/21/2022 23:12

Con. Extract Vol.: 1(mL) | Dilution Factor: 1

Injection Volume: 1(uL) | GC Column: RXI-5Sil MS ID: 0.25(mm)

% Moisture: 15.8 % Solids: 84.2 | GPC Cleanup:(Y/N) N

Cleanup Factor: | Level: (low/med) Low

Analysis Batch No.: 630912 | Units: ug/Kg

CAS NO.	COMPOUND NAME	RESULT	Q	RL	MDL
191-24-2	Benzo[g,h,i]perylene	200	U	200	21
207-08-9	Benzo[k]fluoranthene	200	U	200	25
92-52-4	Biphenyl	200	U	200	29
108-60-1	bis (2-chloroisopropyl) ether	200	U	200	39
111-91-1	Bis(2-chloroethoxy)methane	200	U	200	42
111-44-4	Bis(2-chloroethyl)ether	200	U	200	25
117-81-7	Bis(2-ethylhexyl) phthalate	200	U	200	67
85-68-7	Butyl benzyl phthalate	200	U	200	32
105-60-2	Caprolactam	200	U	200	59
86-74-8	Carbazole	200	U	200	23
218-01-9	Chrysene	200	U	200	44
53-70-3	Dibenz(a,h)anthracene	200	U	200	35
132-64-9	Dibenzofuran	200	U	200	23
84-66-2	Diethyl phthalate	200	U	200	25
131-11-3	Dimethyl phthalate	200	U	200	23
84-74-2	Di-n-butyl phthalate	200	U	200	34
117-84-0	Di-n-octyl phthalate	200	U	200	23
206-44-0	Fluoranthene	200	U	200	21
86-73-7	Fluorene	200	U	200	23
118-74-1	Hexachlorobenzene	200	U	200	27
87-68-3	Hexachlorobutadiene	200	U	200	29
77-47-4	Hexachlorocyclopentadiene	200	U	200	27
67-72-1	Hexachloroethane	200	U	200	25
193-39-5	Indeno[1,2,3-cd]pyrene	200	U	200	24
78-59-1	Isophorone	200	U	200	42
91-20-3	Naphthalene	200	U	200	25
98-95-3	Nitrobenzene	200	U	200	22
621-64-7	N-Nitrosodi-n-propylamine	200	U	200	34
86-30-6	N-Nitrosodiphenylamine	200	U	200	160
87-86-5	Pentachlorophenol	380	U	380	200
85-01-8	Phenanthrene	200	U	200	29
108-95-2	Phenol	200	U	200	30

FORM I
GC/MS SEMI VOA ORGANICS ANALYSIS DATA SHEET

Lab Name: Eurofins Buffalo
Job No.: 480-199126-1
SDG No.:
Client Sample ID: SA 4
Lab Sample ID: 480-199126-4
Matrix: Solid
Lab File ID: V3158517.d
Analysis Method: 8270D
Date Collected: 06/16/2022 12:00
Extract. Method: 3550C
Date Extracted: 06/20/2022 15:40
Sample wt/vol: 30.76(g)
Date Analyzed: 06/21/2022 23:12
Con. Extract Vol.: 1(mL)
Dilution Factor: 1
Injection Volume: 1(uL)
GC Column: RXI-5Sil MS ID: 0.25(mm)
% Moisture: 15.8 % Solids: 84.2
GPC Cleanup:(Y/N) N
Cleanup Factor:
Level: (low/med) Low
Analysis Batch No.: 630912
Units: ug/Kg

CAS NO.	COMPOUND NAME	RESULT	Q	RL	MDL
129-00-0	Pyrene	200	U	200	23

CAS NO.	SURROGATE	%REC	Q	LIMITS
118-79-6	2,4,6-Tribromophenol	84		54-120
321-60-8	2-Fluorobiphenyl	92		60-120
367-12-4	2-Fluorophenol	82		52-120
4165-60-0	Nitrobenzene-d5	84		53-120
4165-62-2	Phenol-d5	87		54-120
1718-51-0	p-Terphenyl-d14	104		79-130

FORM I
GC/MS SEMI VOA ORGANICS ANALYSIS DATA SHEET

Lab Name: Eurofins Buffalo | Job No.: 480-199126-1

SDG No.:

Client Sample ID: SA 5 | Lab Sample ID: 480-199126-5

Matrix: Solid | Lab File ID: V3158518.d

Analysis Method: 8270D | Date Collected: 06/16/2022 12:00

Extract. Method: 3550C | Date Extracted: 06/20/2022 15:40

Sample wt/vol: 30.56(g) | Date Analyzed: 06/21/2022 23:36

Con. Extract Vol.: 1(mL) | Dilution Factor: 1

Injection Volume: 1(uL) | GC Column: RXI-5Sil MS ID: 0.25(mm)

% Moisture: 14.4 % Solids: 85.6 | GPC Cleanup:(Y/N) N

Cleanup Factor: | Level: (low/med) Low

Analysis Batch No.: 630912 | Units: ug/Kg

CAS NO.	COMPOUND NAME	RESULT	Q	RL	MDL
95-95-4	2,4,5-Trichlorophenol	190	U	190	53
88-06-2	2,4,6-Trichlorophenol	190	U	190	39
120-83-2	2,4-Dichlorophenol	190	U	190	21
105-67-9	2,4-Dimethylphenol	190	U	190	47
51-28-5	2,4-Dinitrophenol	1900	U	1900	900
121-14-2	2,4-Dinitrotoluene	190	U	190	40
606-20-2	2,6-Dinitrotoluene	190	U	190	23
91-58-7	2-Chloronaphthalene	190	U	190	32
95-57-8	2-Chlorophenol	380	U	380	36
91-57-6	2-Methylnaphthalene	190	U	190	39
95-48-7	2-Methylphenol	190	U	190	23
88-74-4	2-Nitroaniline	380	U	380	29
88-75-5	2-Nitrophenol	190	U	190	55
91-94-1	3,3'-Dichlorobenzidine	380	U	380	230
99-09-2	3-Nitroaniline	380	U	380	54
534-52-1	4,6-Dinitro-2-methylphenol	380	U	380	190
101-55-3	4-Bromophenyl phenyl ether	190	U	190	28
59-50-7	4-Chloro-3-methylphenol	190	U	190	48
106-47-8	4-Chloroaniline	190	U	190	48
7005-72-3	4-Chlorophenyl phenyl ether	190	U	190	24
106-44-5	4-Methylphenol	380	U	380	23
100-01-6	4-Nitroaniline	380	U	380	100
100-02-7	4-Nitrophenol	380	U	380	140
83-32-9	Acenaphthene	190	U	190	29
208-96-8	Acenaphthylene	190	U	190	25
98-86-2	Acetophenone	190	U	190	26
120-12-7	Anthracene	190	U	190	48
1912-24-9	Atrazine	190	U	190	68
100-52-7	Benzaldehyde	190	U	190	150
56-55-3	Benzo[a]anthracene	190	U	190	19
50-32-8	Benzo[a]pyrene	190	U	190	29
205-99-2	Benzo[b]fluoranthene	190	U	190	31

FORM I
GC/MS SEMI VOA ORGANICS ANALYSIS DATA SHEET

Lab Name: Eurofins Buffalo | Job No.: 480-199126-1

SDG No.:

Client Sample ID: SA 5 | Lab Sample ID: 480-199126-5

Matrix: Solid | Lab File ID: V3158518.d

Analysis Method: 8270D | Date Collected: 06/16/2022 12:00

Extract. Method: 3550C | Date Extracted: 06/20/2022 15:40

Sample wt/vol: 30.56(g) | Date Analyzed: 06/21/2022 23:36

Con. Extract Vol.: 1(mL) | Dilution Factor: 1

Injection Volume: 1(uL) | GC Column: RXI-5Sil MS ID: 0.25(mm)

% Moisture: 14.4 % Solids: 85.6 | GPC Cleanup:(Y/N) N

Cleanup Factor: | Level: (low/med) Low

Analysis Batch No.: 630912 | Units: ug/Kg

CAS NO.	COMPOUND NAME	RESULT	Q	RL	MDL
191-24-2	Benzo[g,h,i]perylene	190	U	190	21
207-08-9	Benzo[k]fluoranthene	190	U	190	25
92-52-4	Biphenyl	190	U	190	29
108-60-1	bis (2-chloroisopropyl) ether	190	U	190	39
111-91-1	Bis(2-chloroethoxy)methane	190	U	190	41
111-44-4	Bis(2-chloroethyl)ether	190	U	190	25
117-81-7	Bis(2-ethylhexyl) phthalate	190	U	190	67
85-68-7	Butyl benzyl phthalate	190	U	190	32
105-60-2	Caprolactam	190	U	190	58
86-74-8	Carbazole	190	U	190	23
218-01-9	Chrysene	190	U	190	44
53-70-3	Dibenz(a,h)anthracene	190	U	190	34
132-64-9	Dibenzofuran	190	U	190	23
84-66-2	Diethyl phthalate	190	U	190	25
131-11-3	Dimethyl phthalate	190	U	190	23
84-74-2	Di-n-butyl phthalate	190	U	190	33
117-84-0	Di-n-octyl phthalate	190	U	190	23
206-44-0	Fluoranthene	190	U	190	21
86-73-7	Fluorene	190	U	190	23
118-74-1	Hexachlorobenzene	190	U	190	26
87-68-3	Hexachlorobutadiene	190	U	190	29
77-47-4	Hexachlorocyclopentadiene	190	U	190	26
67-72-1	Hexachloroethane	190	U	190	25
193-39-5	Indeno[1,2,3-cd]pyrene	190	U	190	24
78-59-1	Isophorone	190	U	190	41
91-20-3	Naphthalene	190	U	190	25
98-95-3	Nitrobenzene	190	U	190	22
621-64-7	N-Nitrosodi-n-propylamine	190	U	190	33
86-30-6	N-Nitrosodiphenylamine	190	U	190	160
87-86-5	Pentachlorophenol	380	U	380	190
85-01-8	Phenanthrene	29	J	190	29
108-95-2	Phenol	190	U	190	30

FORM I
GC/MS SEMI VOA ORGANICS ANALYSIS DATA SHEET

Lab Name: Eurofins Buffalo
Job No.: 480-199126-1
SDG No.:
Client Sample ID: SA 5
Lab Sample ID: 480-199126-5
Matrix: Solid
Lab File ID: V3158518.d
Analysis Method: 8270D
Date Collected: 06/16/2022 12:00
Extract. Method: 3550C
Date Extracted: 06/20/2022 15:40
Sample wt/vol: 30.56(g)
Date Analyzed: 06/21/2022 23:36
Con. Extract Vol.: 1(mL)
Dilution Factor: 1
Injection Volume: 1(uL)
GC Column: RXI-5Sil MS ID: 0.25(mm)
% Moisture: 14.4 % Solids: 85.6
GPC Cleanup:(Y/N) N
Cleanup Factor:
Level: (low/med) Low
Analysis Batch No.: 630912
Units: ug/Kg

CAS NO.	COMPOUND NAME	RESULT	Q	RL	MDL
129-00-0	Pyrene	190	U	190	23

CAS NO.	SURROGATE	%REC	Q	LIMITS
118-79-6	2,4,6-Tribromophenol	85		54-120
321-60-8	2-Fluorobiphenyl	85		60-120
367-12-4	2-Fluorophenol	75		52-120
4165-60-0	Nitrobenzene-d5	85		53-120
4165-62-2	Phenol-d5	78		54-120
1718-51-0	p-Terphenyl-d14	95		79-130

FORM I
GC/MS SEMI VOA ORGANICS ANALYSIS DATA SHEET

Lab Name: Eurofins Buffalo | Job No.: 480-199126-1

SDG No.:

Client Sample ID: SA 6 | Lab Sample ID: 480-199126-6

Matrix: Solid | Lab File ID: V3158519.d

Analysis Method: 8270D | Date Collected: 06/16/2022 12:00

Extract. Method: 3550C | Date Extracted: 06/20/2022 15:40

Sample wt/vol: 30.60(g) | Date Analyzed: 06/22/2022 00:01

Con. Extract Vol.: 1(mL) | Dilution Factor: 1

Injection Volume: 1(uL) | GC Column: RXI-5Sil MS ID: 0.25(mm)

% Moisture: 14.5 % Solids: 85.5 | GPC Cleanup:(Y/N) N

Cleanup Factor: | Level: (low/med) Low

Analysis Batch No.: 630912 | Units: ug/Kg

CAS NO.	COMPOUND NAME	RESULT	Q	RL	MDL
95-95-4	2,4,5-Trichlorophenol	190	U	190	53
88-06-2	2,4,6-Trichlorophenol	190	U	190	39
120-83-2	2,4-Dichlorophenol	190	U	190	21
105-67-9	2,4-Dimethylphenol	190	U	190	47
51-28-5	2,4-Dinitrophenol	1900	U	1900	900
121-14-2	2,4-Dinitrotoluene	190	U	190	40
606-20-2	2,6-Dinitrotoluene	190	U	190	23
91-58-7	2-Chloronaphthalene	190	U	190	32
95-57-8	2-Chlorophenol	380	U	380	36
91-57-6	2-Methylnaphthalene	190	U	190	39
95-48-7	2-Methylphenol	190	U	190	23
88-74-4	2-Nitroaniline	380	U	380	29
88-75-5	2-Nitrophenol	190	U	190	55
91-94-1	3,3'-Dichlorobenzidine	380	U	380	230
99-09-2	3-Nitroaniline	380	U	380	54
534-52-1	4,6-Dinitro-2-methylphenol	380	U	380	190
101-55-3	4-Bromophenyl phenyl ether	190	U	190	28
59-50-7	4-Chloro-3-methylphenol	190	U	190	48
106-47-8	4-Chloroaniline	190	U	190	48
7005-72-3	4-Chlorophenyl phenyl ether	190	U	190	24
106-44-5	4-Methylphenol	380	U	380	23
100-01-6	4-Nitroaniline	380	U	380	100
100-02-7	4-Nitrophenol	380	U	380	140
83-32-9	Acenaphthene	190	U	190	29
208-96-8	Acenaphthylene	190	U	190	25
98-86-2	Acetophenone	190	U	190	26
120-12-7	Anthracene	190	U	190	48
1912-24-9	Atrazine	190	U	190	68
100-52-7	Benzaldehyde	190	U	190	150
56-55-3	Benzo[a]anthracene	190	U	190	19
50-32-8	Benzo[a]pyrene	190	U	190	29
205-99-2	Benzo[b]fluoranthene	190	U	190	31

FORM I
GC/MS SEMI VOA ORGANICS ANALYSIS DATA SHEET

Lab Name: Eurofins Buffalo | Job No.: 480-199126-1

SDG No.:

Client Sample ID: SA 6 | Lab Sample ID: 480-199126-6

Matrix: Solid | Lab File ID: V3158519.d

Analysis Method: 8270D | Date Collected: 06/16/2022 12:00

Extract. Method: 3550C | Date Extracted: 06/20/2022 15:40

Sample wt/vol: 30.60(g) | Date Analyzed: 06/22/2022 00:01

Con. Extract Vol.: 1(mL) | Dilution Factor: 1

Injection Volume: 1(uL) | GC Column: RXI-5Sil MS ID: 0.25(mm)

% Moisture: 14.5 % Solids: 85.5 | GPC Cleanup:(Y/N) N

Cleanup Factor: | Level: (low/med) Low

Analysis Batch No.: 630912 | Units: ug/Kg

CAS NO.	COMPOUND NAME	RESULT	Q	RL	MDL
191-24-2	Benzo[g,h,i]perylene	190	U	190	21
207-08-9	Benzo[k]fluoranthene	190	U	190	25
92-52-4	Biphenyl	190	U	190	29
108-60-1	bis (2-chloroisopropyl) ether	190	U	190	39
111-91-1	Bis(2-chloroethoxy)methane	190	U	190	41
111-44-4	Bis(2-chloroethyl)ether	190	U	190	25
117-81-7	Bis(2-ethylhexyl) phthalate	190	U	190	66
85-68-7	Butyl benzyl phthalate	190	U	190	32
105-60-2	Caprolactam	190	U	190	58
86-74-8	Carbazole	190	U	190	23
218-01-9	Chrysene	190	U	190	44
53-70-3	Dibenz(a,h)anthracene	190	U	190	34
132-64-9	Dibenzofuran	190	U	190	23
84-66-2	Diethyl phthalate	190	U	190	25
131-11-3	Dimethyl phthalate	190	U	190	23
84-74-2	Di-n-butyl phthalate	190	U	190	33
117-84-0	Di-n-octyl phthalate	190	U	190	23
206-44-0	Fluoranthene	190	U	190	21
86-73-7	Fluorene	190	U	190	23
118-74-1	Hexachlorobenzene	190	U	190	26
87-68-3	Hexachlorobutadiene	190	U	190	29
77-47-4	Hexachlorocyclopentadiene	190	U	190	26
67-72-1	Hexachloroethane	190	U	190	25
193-39-5	Indeno[1,2,3-cd]pyrene	190	U	190	24
78-59-1	Isophorone	190	U	190	41
91-20-3	Naphthalene	190	U	190	25
98-95-3	Nitrobenzene	190	U	190	22
621-64-7	N-Nitrosodi-n-propylamine	190	U	190	33
86-30-6	N-Nitrosodiphenylamine	190	U	190	160
87-86-5	Pentachlorophenol	380	U	380	190
85-01-8	Phenanthrene	190	U	190	29
108-95-2	Phenol	190	U	190	30

FORM I
GC/MS SEMI VOA ORGANICS ANALYSIS DATA SHEET

Lab Name: Eurofins Buffalo
Job No.: 480-199126-1
SDG No.:
Client Sample ID: SA 6
Lab Sample ID: 480-199126-6
Matrix: Solid
Lab File ID: V3158519.d
Analysis Method: 8270D
Date Collected: 06/16/2022 12:00
Extract. Method: 3550C
Date Extracted: 06/20/2022 15:40
Sample wt/vol: 30.60(g)
Date Analyzed: 06/22/2022 00:01
Con. Extract Vol.: 1(mL)
Dilution Factor: 1
Injection Volume: 1(uL)
GC Column: RXI-5Sil MS ID: 0.25(mm)
% Moisture: 14.5 % Solids: 85.5
GPC Cleanup:(Y/N) N
Cleanup Factor:
Level: (low/med) Low
Analysis Batch No.: 630912
Units: ug/Kg

CAS NO.	COMPOUND NAME	RESULT	Q	RL	MDL
129-00-0	Pyrene	190	U	190	23

CAS NO.	SURROGATE	%REC	Q	LIMITS
118-79-6	2,4,6-Tribromophenol	86		54-120
321-60-8	2-Fluorobiphenyl	86		60-120
367-12-4	2-Fluorophenol	80		52-120
4165-60-0	Nitrobenzene-d5	89		53-120
4165-62-2	Phenol-d5	83		54-120
1718-51-0	p-Terphenyl-d14	99		79-130

FORM I
GC/MS SEMI VOA ORGANICS ANALYSIS DATA SHEET

Lab Name: Eurofins Buffalo
Job No.: 480-199126-1
SDG No.:
Client Sample ID: SA 7
Lab Sample ID: 480-199126-7
Matrix: Solid
Lab File ID: V3158520.d
Analysis Method: 8270D
Date Collected: 06/16/2022 12:00
Extract. Method: 3550C
Date Extracted: 06/20/2022 15:40
Sample wt/vol: 30.77(g)
Date Analyzed: 06/22/2022 00:25
Con. Extract Vol.: 1(mL)
Dilution Factor: 1
Injection Volume: 1(uL)
GC Column: RXI-5Sil MS ID: 0.25(mm)
% Moisture: 17.4 % Solids: 82.6
GPC Cleanup:(Y/N) N
Cleanup Factor:
Level: (low/med) Low
Analysis Batch No.: 630912
Units: ug/Kg

CAS NO.	COMPOUND NAME	RESULT	Q	RL	MDL
95-95-4	2,4,5-Trichlorophenol	200	U	200	54
88-06-2	2,4,6-Trichlorophenol	200	U	200	40
120-83-2	2,4-Dichlorophenol	200	U	200	21
105-67-9	2,4-Dimethylphenol	200	U	200	48
51-28-5	2,4-Dinitrophenol	2000	U	2000	930
121-14-2	2,4-Dinitrotoluene	200	U	200	41
606-20-2	2,6-Dinitrotoluene	200	U	200	24
91-58-7	2-Chloronaphthalene	200	U	200	33
95-57-8	2-Chlorophenol	390	U	390	37
91-57-6	2-Methylnaphthalene	200	U	200	40
95-48-7	2-Methylphenol	200	U	200	24
88-74-4	2-Nitroaniline	390	U	390	30
88-75-5	2-Nitrophenol	200	U	200	57
91-94-1	3,3'-Dichlorobenzidine	390	U	390	240
99-09-2	3-Nitroaniline	390	U	390	55
534-52-1	4,6-Dinitro-2-methylphenol	390	U	390	200
101-55-3	4-Bromophenyl phenyl ether	200	U	200	28
59-50-7	4-Chloro-3-methylphenol	200	U	200	50
106-47-8	4-Chloroaniline	200	U	200	50
7005-72-3	4-Chlorophenyl phenyl ether	200	U	200	25
106-44-5	4-Methylphenol	390	U	390	24
100-01-6	4-Nitroaniline	390	U	390	110
100-02-7	4-Nitrophenol	390	U	390	140
83-32-9	Acenaphthene	200	U	200	30
208-96-8	Acenaphthylene	200	U	200	26
98-86-2	Acetophenone	200	U	200	27
120-12-7	Anthracene	200	U	200	50
1912-24-9	Atrazine	200	U	200	70
100-52-7	Benzaldehyde	200	U	200	160
56-55-3	Benzo[a]anthracene	200	U	200	20
50-32-8	Benzo[a]pyrene	200	U	200	30
205-99-2	Benzo[b]fluoranthene	200	U	200	32

FORM I
GC/MS SEMI VOA ORGANICS ANALYSIS DATA SHEET

Lab Name: Eurofins Buffalo | Job No.: 480-199126-1

SDG No.:

Client Sample ID: SA 7 | Lab Sample ID: 480-199126-7

Matrix: Solid | Lab File ID: V3158520.d

Analysis Method: 8270D | Date Collected: 06/16/2022 12:00

Extract. Method: 3550C | Date Extracted: 06/20/2022 15:40

Sample wt/vol: 30.77(g) | Date Analyzed: 06/22/2022 00:25

Con. Extract Vol.: 1(mL) | Dilution Factor: 1

Injection Volume: 1(uL) | GC Column: RXI-5Sil MS ID: 0.25(mm)

% Moisture: 17.4 % Solids: 82.6 | GPC Cleanup:(Y/N) N

Cleanup Factor: | Level: (low/med) Low

Analysis Batch No.: 630912 | Units: ug/Kg

CAS NO.	COMPOUND NAME	RESULT	Q	RL	MDL
191-24-2	Benzo[g,h,i]perylene	200	U	200	21
207-08-9	Benzo[k]fluoranthene	200	U	200	26
92-52-4	Biphenyl	200	U	200	30
108-60-1	bis (2-chloroisopropyl) ether	200	U	200	40
111-91-1	Bis(2-chloroethoxy)methane	200	U	200	42
111-44-4	Bis(2-chloroethyl)ether	200	U	200	26
117-81-7	Bis(2-ethylhexyl) phthalate	200	U	200	68
85-68-7	Butyl benzyl phthalate	200	U	200	33
105-60-2	Caprolactam	200	U	200	60
86-74-8	Carbazole	200	U	200	24
218-01-9	Chrysene	200	U	200	45
53-70-3	Dibenz(a,h)anthracene	200	U	200	35
132-64-9	Dibenzofuran	200	U	200	24
84-66-2	Diethyl phthalate	200	U	200	26
131-11-3	Dimethyl phthalate	200	U	200	24
84-74-2	Di-n-butyl phthalate	200	U	200	34
117-84-0	Di-n-octyl phthalate	200	U	200	24
206-44-0	Fluoranthene	24	J	200	21
86-73-7	Fluorene	200	U	200	24
118-74-1	Hexachlorobenzene	200	U	200	27
87-68-3	Hexachlorobutadiene	200	U	200	30
77-47-4	Hexachlorocyclopentadiene	200	U	200	27
67-72-1	Hexachloroethane	200	U	200	26
193-39-5	Indeno[1,2,3-cd]pyrene	200	U	200	25
78-59-1	Isophorone	200	U	200	42
91-20-3	Naphthalene	200	U	200	26
98-95-3	Nitrobenzene	200	U	200	22
621-64-7	N-Nitrosodi-n-propylamine	200	U	200	34
86-30-6	N-Nitrosodiphenylamine	200	U	200	160
87-86-5	Pentachlorophenol	390	U	390	200
85-01-8	Phenanthrene	200	U	200	30
108-95-2	Phenol	200	U	200	31

FORM I
GC/MS SEMI VOA ORGANICS ANALYSIS DATA SHEET

Lab Name: Eurofins Buffalo
Job No.: 480-199126-1
SDG No.:
Client Sample ID: SA 7
Lab Sample ID: 480-199126-7
Matrix: Solid
Lab File ID: V3158520.d
Analysis Method: 8270D
Date Collected: 06/16/2022 12:00
Extract. Method: 3550C
Date Extracted: 06/20/2022 15:40
Sample wt/vol: 30.77(g)
Date Analyzed: 06/22/2022 00:25
Con. Extract Vol.: 1(mL)
Dilution Factor: 1
Injection Volume: 1(uL)
GC Column: RXI-5Sil MS ID: 0.25(mm)
% Moisture: 17.4 % Solids: 82.6
GPC Cleanup:(Y/N) N
Cleanup Factor:
Level: (low/med) Low
Analysis Batch No.: 630912
Units: ug/Kg

CAS NO.	COMPOUND NAME	RESULT	Q	RL	MDL
129-00-0	Pyrene	200	U	200	24

CAS NO.	SURROGATE	%REC	Q	LIMITS
118-79-6	2,4,6-Tribromophenol	76		54-120
321-60-8	2-Fluorobiphenyl	70		60-120
367-12-4	2-Fluorophenol	61		52-120
4165-60-0	Nitrobenzene-d5	65		53-120
4165-62-2	Phenol-d5	64		54-120
1718-51-0	p-Terphenyl-d14	90		79-130

FORM I
GC/MS SEMI VOA ORGANICS ANALYSIS DATA SHEET

Lab Name: Eurofins Buffalo | Job No.: 480-199126-1

SDG No.:

Client Sample ID: SA 8 | Lab Sample ID: 480-199126-8

Matrix: Solid | Lab File ID: V3158521.d

Analysis Method: 8270D | Date Collected: 06/16/2022 12:00

Extract. Method: 3550C | Date Extracted: 06/20/2022 15:40

Sample wt/vol: 30.51(g) | Date Analyzed: 06/22/2022 00:50

Con. Extract Vol.: 1(mL) | Dilution Factor: 1

Injection Volume: 1(uL) | GC Column: RXI-5Sil MS ID: 0.25(mm)

% Moisture: 13.9 % Solids: 86.1 | GPC Cleanup:(Y/N) N

Cleanup Factor: | Level: (low/med) Low

Analysis Batch No.: 630912 | Units: ug/Kg

CAS NO.	COMPOUND NAME	RESULT	Q	RL	MDL
95-95-4	2,4,5-Trichlorophenol	190	U	190	53
88-06-2	2,4,6-Trichlorophenol	190	U	190	39
120-83-2	2,4-Dichlorophenol	190	U	190	21
105-67-9	2,4-Dimethylphenol	190	U	190	47
51-28-5	2,4-Dinitrophenol	1900	U	1900	900
121-14-2	2,4-Dinitrotoluene	190	U	190	40
606-20-2	2,6-Dinitrotoluene	190	U	190	23
91-58-7	2-Chloronaphthalene	190	U	190	32
95-57-8	2-Chlorophenol	380	U	380	35
91-57-6	2-Methylnaphthalene	190	U	190	39
95-48-7	2-Methylphenol	190	U	190	23
88-74-4	2-Nitroaniline	380	U	380	29
88-75-5	2-Nitrophenol	190	U	190	55
91-94-1	3,3'-Dichlorobenzidine	380	U	380	230
99-09-2	3-Nitroaniline	380	U	380	54
534-52-1	4,6-Dinitro-2-methylphenol	380	U	380	190
101-55-3	4-Bromophenyl phenyl ether	190	U	190	27
59-50-7	4-Chloro-3-methylphenol	190	U	190	48
106-47-8	4-Chloroaniline	190	U	190	48
7005-72-3	4-Chlorophenyl phenyl ether	190	U	190	24
106-44-5	4-Methylphenol	380	U	380	23
100-01-6	4-Nitroaniline	380	U	380	100
100-02-7	4-Nitrophenol	380	U	380	140
83-32-9	Acenaphthene	190	U	190	29
208-96-8	Acenaphthylene	190	U	190	25
98-86-2	Acetophenone	190	U	190	26
120-12-7	Anthracene	190	U	190	48
1912-24-9	Atrazine	190	U	190	67
100-52-7	Benzaldehyde	190	U	190	150
56-55-3	Benzo[a]anthracene	190	U	190	19
50-32-8	Benzo[a]pyrene	190	U	190	29
205-99-2	Benzo[b]fluoranthene	190	U	190	31

FORM I
GC/MS SEMI VOA ORGANICS ANALYSIS DATA SHEET

Lab Name: Eurofins Buffalo | Job No.: 480-199126-1

SDG No.:

Client Sample ID: SA 8 | Lab Sample ID: 480-199126-8

Matrix: Solid | Lab File ID: V3158521.d

Analysis Method: 8270D | Date Collected: 06/16/2022 12:00

Extract. Method: 3550C | Date Extracted: 06/20/2022 15:40

Sample wt/vol: 30.51(g) | Date Analyzed: 06/22/2022 00:50

Con. Extract Vol.: 1(mL) | Dilution Factor: 1

Injection Volume: 1(uL) | GC Column: RXI-5Sil MS ID: 0.25(mm)

% Moisture: 13.9 % Solids: 86.1 | GPC Cleanup:(Y/N) N

Cleanup Factor: | Level: (low/med) Low

Analysis Batch No.: 630912 | Units: ug/Kg

CAS NO.	COMPOUND NAME	RESULT	Q	RL	MDL
191-24-2	Benzo[g,h,i]perylene	190	U	190	21
207-08-9	Benzo[k]fluoranthene	190	U	190	25
92-52-4	Biphenyl	190	U	190	29
108-60-1	bis (2-chloroisopropyl) ether	190	U	190	39
111-91-1	Bis(2-chloroethoxy)methane	190	U	190	41
111-44-4	Bis(2-chloroethyl)ether	190	U	190	25
117-81-7	Bis(2-ethylhexyl) phthalate	190	U	190	66
85-68-7	Butyl benzyl phthalate	190	U	190	32
105-60-2	Caprolactam	190	U	190	58
86-74-8	Carbazole	190	U	190	23
218-01-9	Chrysene	190	U	190	43
53-70-3	Dibenz(a,h)anthracene	190	U	190	34
132-64-9	Dibenzofuran	190	U	190	23
84-66-2	Diethyl phthalate	190	U	190	25
131-11-3	Dimethyl phthalate	190	U	190	23
84-74-2	Di-n-butyl phthalate	190	U	190	33
117-84-0	Di-n-octyl phthalate	190	U	190	23
206-44-0	Fluoranthene	190	U	190	21
86-73-7	Fluorene	190	U	190	23
118-74-1	Hexachlorobenzene	190	U	190	26
87-68-3	Hexachlorobutadiene	190	U	190	29
77-47-4	Hexachlorocyclopentadiene	190	U	190	26
67-72-1	Hexachloroethane	190	U	190	25
193-39-5	Indeno[1,2,3-cd]pyrene	190	U	190	24
78-59-1	Isophorone	190	U	190	41
91-20-3	Naphthalene	190	U	190	25
98-95-3	Nitrobenzene	190	U	190	22
621-64-7	N-Nitrosodi-n-propylamine	190	U	190	33
86-30-6	N-Nitrosodiphenylamine	190	U	190	160
87-86-5	Pentachlorophenol	380	U	380	190
85-01-8	Phenanthrene	190	U	190	29
108-95-2	Phenol	190	U	190	30

FORM I
GC/MS SEMI VOA ORGANICS ANALYSIS DATA SHEET

Lab Name: Eurofins Buffalo
Job No.: 480-199126-1
SDG No.:
Client Sample ID: SA 8
Lab Sample ID: 480-199126-8
Matrix: Solid
Lab File ID: V3158521.d
Analysis Method: 8270D
Date Collected: 06/16/2022 12:00
Extract. Method: 3550C
Date Extracted: 06/20/2022 15:40
Sample wt/vol: 30.51(g)
Date Analyzed: 06/22/2022 00:50
Con. Extract Vol.: 1(mL)
Dilution Factor: 1
Injection Volume: 1(uL)
GC Column: RXI-5Sil MS ID: 0.25(mm)
% Moisture: 13.9 % Solids: 86.1
GPC Cleanup:(Y/N) N
Cleanup Factor:
Level: (low/med) Low
Analysis Batch No.: 630912
Units: ug/Kg

CAS NO.	COMPOUND NAME	RESULT	Q	RL	MDL
129-00-0	Pyrene	190	U	190	23

CAS NO.	SURROGATE	%REC	Q	LIMITS
118-79-6	2,4,6-Tribromophenol	92		54-120
321-60-8	2-Fluorobiphenyl	99		60-120
367-12-4	2-Fluorophenol	86		52-120
4165-60-0	Nitrobenzene-d5	97		53-120
4165-62-2	Phenol-d5	87		54-120
1718-51-0	p-Terphenyl-d14	111		79-130

FORM I
GC/MS SEMI VOA ORGANICS ANALYSIS DATA SHEET

Lab Name: Eurofins Buffalo | Job No.: 480-199126-1

SDG No.:

Client Sample ID: SA 9 | Lab Sample ID: 480-199126-9

Matrix: Solid | Lab File ID: V3158522.d

Analysis Method: 8270D | Date Collected: 06/16/2022 12:00

Extract. Method: 3550C | Date Extracted: 06/20/2022 15:40

Sample wt/vol: 30.62(g) | Date Analyzed: 06/22/2022 01:15

Con. Extract Vol.: 1(mL) | Dilution Factor: 1

Injection Volume: 1(uL) | GC Column: RXI-5Sil MS ID: 0.25(mm)

% Moisture: 14.7 % Solids: 85.3 | GPC Cleanup:(Y/N) N

Cleanup Factor: | Level: (low/med) Low

Analysis Batch No.: 630912 | Units: ug/Kg

CAS NO.	COMPOUND NAME	RESULT	Q	RL	MDL
95-95-4	2,4,5-Trichlorophenol	200	U	200	53
88-06-2	2,4,6-Trichlorophenol	200	U	200	39
120-83-2	2,4-Dichlorophenol	200	U	200	21
105-67-9	2,4-Dimethylphenol	200	U	200	47
51-28-5	2,4-Dinitrophenol	1900	U	1900	900
121-14-2	2,4-Dinitrotoluene	200	U	200	40
606-20-2	2,6-Dinitrotoluene	200	U	200	23
91-58-7	2-Chloronaphthalene	200	U	200	32
95-57-8	2-Chlorophenol	380	U	380	36
91-57-6	2-Methylnaphthalene	200	U	200	39
95-48-7	2-Methylphenol	200	U	200	23
88-74-4	2-Nitroaniline	380	U	380	29
88-75-5	2-Nitrophenol	200	U	200	55
91-94-1	3,3'-Dichlorobenzidine	380	U	380	230
99-09-2	3-Nitroaniline	380	U	380	54
534-52-1	4,6-Dinitro-2-methylphenol	380	U	380	200
101-55-3	4-Bromophenyl phenyl ether	200	U	200	28
59-50-7	4-Chloro-3-methylphenol	200	U	200	48
106-47-8	4-Chloroaniline	200	U	200	48
7005-72-3	4-Chlorophenyl phenyl ether	200	U	200	24
106-44-5	4-Methylphenol	380	U	380	23
100-01-6	4-Nitroaniline	380	U	380	100
100-02-7	4-Nitrophenol	380	U	380	140
83-32-9	Acenaphthene	200	U	200	29
208-96-8	Acenaphthylene	200	U	200	25
98-86-2	Acetophenone	200	U	200	26
120-12-7	Anthracene	200	U	200	48
1912-24-9	Atrazine	200	U	200	68
100-52-7	Benzaldehyde	200	U	200	150
56-55-3	Benzo[a]anthracene	200	U	200	20
50-32-8	Benzo[a]pyrene	200	U	200	29
205-99-2	Benzo[b]fluoranthene	200	U	200	31

FORM I
GC/MS SEMI VOA ORGANICS ANALYSIS DATA SHEET

Lab Name: Eurofins Buffalo
Job No.: 480-199126-1
SDG No.:
Client Sample ID: SA 9
Lab Sample ID: 480-199126-9
Matrix: Solid
Lab File ID: V3158522.d
Analysis Method: 8270D
Date Collected: 06/16/2022 12:00
Extract. Method: 3550C
Date Extracted: 06/20/2022 15:40
Sample wt/vol: 30.62(g)
Date Analyzed: 06/22/2022 01:15
Con. Extract Vol.: 1(mL)
Dilution Factor: 1
Injection Volume: 1(uL)
GC Column: RXI-5Sil MS ID: 0.25(mm)
% Moisture: 14.7 % Solids: 85.3
GPC Cleanup:(Y/N) N
Cleanup Factor:
Level: (low/med) Low
Analysis Batch No.: 630912
Units: ug/Kg

CAS NO.	COMPOUND NAME	RESULT	Q	RL	MDL
191-24-2	Benzo[g,h,i]perylene	200	U	200	21
207-08-9	Benzo[k]fluoranthene	200	U	200	25
92-52-4	Biphenyl	200	U	200	29
108-60-1	bis (2-chloroisopropyl) ether	200	U	200	39
111-91-1	Bis(2-chloroethoxy)methane	200	U	200	41
111-44-4	Bis(2-chloroethyl)ether	200	U	200	25
117-81-7	Bis(2-ethylhexyl) phthalate	200	U	200	67
85-68-7	Butyl benzyl phthalate	200	U	200	32
105-60-2	Caprolactam	200	U	200	59
86-74-8	Carbazole	200	U	200	23
218-01-9	Chrysene	200	U	200	44
53-70-3	Dibenz(a,h)anthracene	200	U	200	34
132-64-9	Dibenzofuran	200	U	200	23
84-66-2	Diethyl phthalate	200	U	200	25
131-11-3	Dimethyl phthalate	200	U	200	23
84-74-2	Di-n-butyl phthalate	200	U	200	33
117-84-0	Di-n-octyl phthalate	200	U	200	23
206-44-0	Fluoranthene	200	U	200	21
86-73-7	Fluorene	200	U	200	23
118-74-1	Hexachlorobenzene	200	U	200	26
87-68-3	Hexachlorobutadiene	200	U	200	29
77-47-4	Hexachlorocyclopentadiene	200	U	200	26
67-72-1	Hexachloroethane	200	U	200	25
193-39-5	Indeno[1,2,3-cd]pyrene	200	U	200	24
78-59-1	Isophorone	200	U	200	41
91-20-3	Naphthalene	200	U	200	25
98-95-3	Nitrobenzene	200	U	200	22
621-64-7	N-Nitrosodi-n-propylamine	200	U	200	33
86-30-6	N-Nitrosodiphenylamine	200	U	200	160
87-86-5	Pentachlorophenol	380	U	380	200
85-01-8	Phenanthrene	200	U	200	29
108-95-2	Phenol	200	U	200	30

FORM I
GC/MS SEMI VOA ORGANICS ANALYSIS DATA SHEET

Lab Name: Eurofins Buffalo
Job No.: 480-199126-1
SDG No.:
Client Sample ID: SA 9
Lab Sample ID: 480-199126-9
Matrix: Solid
Lab File ID: V3158522.d
Analysis Method: 8270D
Date Collected: 06/16/2022 12:00
Extract. Method: 3550C
Date Extracted: 06/20/2022 15:40
Sample wt/vol: 30.62(g)
Date Analyzed: 06/22/2022 01:15
Con. Extract Vol.: 1(mL)
Dilution Factor: 1
Injection Volume: 1(uL)
GC Column: RXI-5Sil MS ID: 0.25(mm)
% Moisture: 14.7 % Solids: 85.3
GPC Cleanup:(Y/N) N
Cleanup Factor:
Level: (low/med) Low
Analysis Batch No.: 630912
Units: ug/Kg

CAS NO.	COMPOUND NAME	RESULT	Q	RL	MDL
129-00-0	Pyrene	200	U	200	23

CAS NO.	SURROGATE	%REC	Q	LIMITS
118-79-6	2,4,6-Tribromophenol	83		54-120
321-60-8	2-Fluorobiphenyl	93		60-120
367-12-4	2-Fluorophenol	79		52-120
4165-60-0	Nitrobenzene-d5	89		53-120
4165-62-2	Phenol-d5	81		54-120
1718-51-0	p-Terphenyl-d14	109		79-130

FORM I
GC/MS SEMI VOA ORGANICS ANALYSIS DATA SHEET

Lab Name: Eurofins Buffalo | Job No.: 480-199126-1

SDG No.:

Client Sample ID: SE 4 | Lab Sample ID: 480-199126-10

Matrix: Solid | Lab File ID: V3158532.d

Analysis Method: 8270D | Date Collected: 06/16/2022 12:00

Extract. Method: 3550C | Date Extracted: 06/20/2022 15:40

Sample wt/vol: 30.50(g) | Date Analyzed: 06/22/2022 15:37

Con. Extract Vol.: 1(mL) | Dilution Factor: 1

Injection Volume: 1(uL) | GC Column: RXI-5Sil MS ID: 0.25(mm)

% Moisture: 14.0 % Solids: 86.0 | GPC Cleanup:(Y/N) N

Cleanup Factor: | Level: (low/med) Low

Analysis Batch No.: 631145 | Units: ug/Kg

CAS NO.	COMPOUND NAME	RESULT	Q	RL	MDL
95-95-4	2,4,5-Trichlorophenol	190	U	190	53
88-06-2	2,4,6-Trichlorophenol	190	U	190	39
120-83-2	2,4-Dichlorophenol	190	U	190	21
105-67-9	2,4-Dimethylphenol	190	U	190	47
51-28-5	2,4-Dinitrophenol	1900	U	1900	900
121-14-2	2,4-Dinitrotoluene	190	U	190	40
606-20-2	2,6-Dinitrotoluene	190	U	190	23
91-58-7	2-Chloronaphthalene	190	U	190	32
95-57-8	2-Chlorophenol	380	U	380	35
91-57-6	2-Methylnaphthalene	190	U	190	39
95-48-7	2-Methylphenol	190	U	190	23
88-74-4	2-Nitroaniline	380	U	380	29
88-75-5	2-Nitrophenol	190	U	190	55
91-94-1	3,3'-Dichlorobenzidine	380	U	380	230
99-09-2	3-Nitroaniline	380	U	380	54
534-52-1	4,6-Dinitro-2-methylphenol	380	U	380	190
101-55-3	4-Bromophenyl phenyl ether	190	U	190	27
59-50-7	4-Chloro-3-methylphenol	190	U	190	48
106-47-8	4-Chloroaniline	190	U	190	48
7005-72-3	4-Chlorophenyl phenyl ether	190	U	190	24
106-44-5	4-Methylphenol	380	U	380	23
100-01-6	4-Nitroaniline	380	U	380	100
100-02-7	4-Nitrophenol	380	U	380	140
83-32-9	Acenaphthene	190	U	190	29
208-96-8	Acenaphthylene	190	U	190	25
98-86-2	Acetophenone	190	U	190	26
120-12-7	Anthracene	190	U	190	48
1912-24-9	Atrazine	190	U	190	68
100-52-7	Benzaldehyde	190	U	190	150
56-55-3	Benzo[a]anthracene	190	U	190	19
50-32-8	Benzo[a]pyrene	190	U	190	29
205-99-2	Benzo[b]fluoranthene	190	U	190	31

FORM I
GC/MS SEMI VOA ORGANICS ANALYSIS DATA SHEET

Lab Name: Eurofins Buffalo | Job No.: 480-199126-1

SDG No.:

Client Sample ID: SE 4 | Lab Sample ID: 480-199126-10

Matrix: Solid | Lab File ID: V3158532.d

Analysis Method: 8270D | Date Collected: 06/16/2022 12:00

Extract. Method: 3550C | Date Extracted: 06/20/2022 15:40

Sample wt/vol: 30.50(g) | Date Analyzed: 06/22/2022 15:37

Con. Extract Vol.: 1(mL) | Dilution Factor: 1

Injection Volume: 1(uL) | GC Column: RXI-5Sil MS ID: 0.25(mm)

% Moisture: 14.0 % Solids: 86.0 | GPC Cleanup:(Y/N) N

Cleanup Factor: | Level: (low/med) Low

Analysis Batch No.: 631145 | Units: ug/Kg

CAS NO.	COMPOUND NAME	RESULT	Q	RL	MDL	
191-24-2	Benzo[g,h,i]perylene	190	U	190	21	
207-08-9	Benzo[k]fluoranthene	190	U	190	25	
92-52-4	Biphenyl	190	U	190	29	
108-60-1	bis (2-chloroisopropyl) ether	190	U	190	39	
111-91-1	Bis(2-chloroethoxy)methane	190	U	190	41	
111-44-4	Bis(2-chloroethyl)ether	190	U	190	25	
117-81-7	Bis(2-ethylhexyl) phthalate	190	U	190	66	
85-68-7	Butyl benzyl phthalate	190	U	190	32	
105-60-2	Caprolactam	190	U	190	58	UJ
86-74-8	Carbazole	190	U	190	23	
218-01-9	Chrysene	190	U	190	43	
53-70-3	Dibenz(a,h)anthracene	190	U	190	34	
132-64-9	Dibenzofuran	190	U	190	23	
84-66-2	Diethyl phthalate	190	U	190	25	
131-11-3	Dimethyl phthalate	190	U	190	23	
84-74-2	Di-n-butyl phthalate	190	U	190	33	
117-84-0	Di-n-octyl phthalate	190	U	190	23	
206-44-0	Fluoranthene	190	U	190	21	
86-73-7	Fluorene	190	U	190	23	
118-74-1	Hexachlorobenzene	190	U	190	26	
87-68-3	Hexachlorobutadiene	190	U	190	29	
77-47-4	Hexachlorocyclopentadiene	190	U	190	26	
67-72-1	Hexachloroethane	190	U	190	25	
193-39-5	Indeno[1,2,3-cd]pyrene	190	U	190	24	
78-59-1	Isophorone	190	U	190	41	
91-20-3	Naphthalene	190	U	190	25	
98-95-3	Nitrobenzene	190	U	190	22	
621-64-7	N-Nitrosodi-n-propylamine	190	U	190	33	
86-30-6	N-Nitrosodiphenylamine	190	U	190	160	
87-86-5	Pentachlorophenol	380	U	380	190	
85-01-8	Phenanthrene	190	U	190	29	
108-95-2	Phenol	190	U	190	30	

MKP 7/20/2022

FORM I
GC/MS SEMI VOA ORGANICS ANALYSIS DATA SHEET

Lab Name: Eurofins Buffalo
Job No.: 480-199126-1
SDG No.:
Client Sample ID: SE 4
Lab Sample ID: 480-199126-10
Matrix: Solid
Lab File ID: V3158532.d
Analysis Method: 8270D
Date Collected: 06/16/2022 12:00
Extract. Method: 3550C
Date Extracted: 06/20/2022 15:40
Sample wt/vol: 30.50(g)
Date Analyzed: 06/22/2022 15:37
Con. Extract Vol.: 1(mL)
Dilution Factor: 1
Injection Volume: 1(uL)
GC Column: RXI-5Sil MS ID: 0.25(mm)
% Moisture: 14.0 % Solids: 86.0
GPC Cleanup:(Y/N) N
Cleanup Factor:
Level: (low/med) Low
Analysis Batch No.: 631145
Units: ug/Kg

CAS NO.	COMPOUND NAME	RESULT	Q	RL	MDL
129-00-0	Pyrene	190	U	190	23

CAS NO.	SURROGATE	%REC	Q	LIMITS
118-79-6	2,4,6-Tribromophenol	58		54-120
321-60-8	2-Fluorobiphenyl	60		60-120
367-12-4	2-Fluorophenol	55		52-120
4165-60-0	Nitrobenzene-d5	57		53-120
4165-62-2	Phenol-d5	57		54-120
1718-51-0	p-Terphenyl-d14	84		79-130

FORM I
GC/MS SEMI VOA ORGANICS ANALYSIS DATA SHEET

Lab Name: Eurofins Buffalo | Job No.: 480-199126-1

SDG No.:

Client Sample ID: SD 4 | Lab Sample ID: 480-199126-11

Matrix: Solid | Lab File ID: V3158533.d

Analysis Method: 8270D | Date Collected: 06/16/2022 12:00

Extract. Method: 3550C | Date Extracted: 06/20/2022 15:40

Sample wt/vol: 30.55(g) | Date Analyzed: 06/22/2022 16:01

Con. Extract Vol.: 1(mL) | Dilution Factor: 1

Injection Volume: 1(uL) | GC Column: RXI-5Sil MS ID: 0.25(mm)

% Moisture: 17.2 % Solids: 82.8 | GPC Cleanup:(Y/N) N

Cleanup Factor: | Level: (low/med) Low

Analysis Batch No.: 631145 | Units: ug/Kg

CAS NO.	COMPOUND NAME	RESULT	Q	RL	MDL
95-95-4	2,4,5-Trichlorophenol	200	U	200	55
88-06-2	2,4,6-Trichlorophenol	200	U	200	40
120-83-2	2,4-Dichlorophenol	200	U	200	21
105-67-9	2,4-Dimethylphenol	200	U	200	49
51-28-5	2,4-Dinitrophenol	2000	U	2000	930
121-14-2	2,4-Dinitrotoluene	200	U	200	42
606-20-2	2,6-Dinitrotoluene	200	U	200	24
91-58-7	2-Chloronaphthalene	200	U	200	33
95-57-8	2-Chlorophenol	390	U	390	37
91-57-6	2-Methylnaphthalene	200	U	200	40
95-48-7	2-Methylphenol	200	U	200	24
88-74-4	2-Nitroaniline	390	U	390	30
88-75-5	2-Nitrophenol	200	U	200	57
91-94-1	3,3'-Dichlorobenzidine	390	U	390	240
99-09-2	3-Nitroaniline	390	U	390	56
534-52-1	4,6-Dinitro-2-methylphenol	390	U	390	200
101-55-3	4-Bromophenyl phenyl ether	200	U	200	28
59-50-7	4-Chloro-3-methylphenol	200	U	200	50
106-47-8	4-Chloroaniline	200	U	200	50
7005-72-3	4-Chlorophenyl phenyl ether	200	U	200	25
106-44-5	4-Methylphenol	390	U	390	24
100-01-6	4-Nitroaniline	390	U	390	110
100-02-7	4-Nitrophenol	390	U	390	140
83-32-9	Acenaphthene	200	U	200	30
208-96-8	Acenaphthylene	200	U	200	26
98-86-2	Acetophenone	200	U	200	27
120-12-7	Anthracene	200	U	200	50
1912-24-9	Atrazine	200	U	200	70
100-52-7	Benzaldehyde	200	U	200	160
56-55-3	Benzo[a]anthracene	200	U	200	20
50-32-8	Benzo[a]pyrene	200	U	200	30
205-99-2	Benzo[b]fluoranthene	200	U	200	32

FORM I
GC/MS SEMI VOA ORGANICS ANALYSIS DATA SHEET

Lab Name: Eurofins Buffalo | Job No.: 480-199126-1

SDG No.:

Client Sample ID: SD 4 | Lab Sample ID: 480-199126-11

Matrix: Solid | Lab File ID: V3158533.d

Analysis Method: 8270D | Date Collected: 06/16/2022 12:00

Extract. Method: 3550C | Date Extracted: 06/20/2022 15:40

Sample wt/vol: 30.55(g) | Date Analyzed: 06/22/2022 16:01

Con. Extract Vol.: 1(mL) | Dilution Factor: 1

Injection Volume: 1(uL) | GC Column: RXI-5Sil MS ID: 0.25(mm)

% Moisture: 17.2 % Solids: 82.8 | GPC Cleanup:(Y/N) N

Cleanup Factor: | Level: (low/med) Low

Analysis Batch No.: 631145 | Units: ug/Kg

CAS NO.	COMPOUND NAME	RESULT	Q	RL	MDL	
191-24-2	Benzo[g,h,i]perylene	200	U	200	21	
207-08-9	Benzo[k]fluoranthene	200	U	200	26	
92-52-4	Biphenyl	200	U	200	30	
108-60-1	bis (2-chloroisopropyl) ether	200	U	200	40	
111-91-1	Bis(2-chloroethoxy)methane	200	U	200	43	
111-44-4	Bis(2-chloroethyl)ether	200	U	200	26	
117-81-7	Bis(2-ethylhexyl) phthalate	200	U	200	69	
85-68-7	Butyl benzyl phthalate	200	U	200	33	
105-60-2	Caprolactam	200	U	200	60	UJ
86-74-8	Carbazole	200	U	200	24	
218-01-9	Chrysene	200	U	200	45	
53-70-3	Dibenz(a,h)anthracene	200	U	200	36	
132-64-9	Dibenzofuran	200	U	200	24	
84-66-2	Diethyl phthalate	200	U	200	26	
131-11-3	Dimethyl phthalate	200	U	200	24	
84-74-2	Di-n-butyl phthalate	200	U	200	34	
117-84-0	Di-n-octyl phthalate	200	U	200	24	
206-44-0	Fluoranthene	200	U	200	21	
86-73-7	Fluorene	200	U	200	24	
118-74-1	Hexachlorobenzene	200	U	200	27	
87-68-3	Hexachlorobutadiene	200	U	200	30	
77-47-4	Hexachlorocyclopentadiene	200	U	200	27	
67-72-1	Hexachloroethane	200	U	200	26	
193-39-5	Indeno[1,2,3-cd]pyrene	200	U	200	25	
78-59-1	Isophorone	200	U	200	43	
91-20-3	Naphthalene	200	U	200	26	
98-95-3	Nitrobenzene	200	U	200	23	
621-64-7	N-Nitrosodi-n-propylamine	200	U	200	34	
86-30-6	N-Nitrosodiphenylamine	200	U	200	160	
87-86-5	Pentachlorophenol	390	U	390	200	
85-01-8	Phenanthrene	200	U	200	30	
108-95-2	Phenol	200	U	200	31	

MKP 7/20/2022

FORM I
GC/MS SEMI VOA ORGANICS ANALYSIS DATA SHEET

Lab Name: Eurofins Buffalo
Job No.: 480-199126-1
SDG No.:
Client Sample ID: SD 4
Lab Sample ID: 480-199126-11
Matrix: Solid
Lab File ID: V3158533.d
Analysis Method: 8270D
Date Collected: 06/16/2022 12:00
Extract. Method: 3550C
Date Extracted: 06/20/2022 15:40
Sample wt/vol: 30.55(g)
Date Analyzed: 06/22/2022 16:01
Con. Extract Vol.: 1(mL)
Dilution Factor: 1
Injection Volume: 1(uL)
GC Column: RXI-5Sil MS ID: 0.25(mm)
% Moisture: 17.2 % Solids: 82.8
GPC Cleanup:(Y/N) N
Cleanup Factor:
Level: (low/med) Low
Analysis Batch No.: 631145
Units: ug/Kg

CAS NO.	COMPOUND NAME	RESULT	Q	RL	MDL
129-00-0	Pyrene	200	U	200	24

CAS NO.	SURROGATE	%REC	Q	LIMITS
118-79-6	2,4,6-Tribromophenol	69		54-120
321-60-8	2-Fluorobiphenyl	64		60-120
367-12-4	2-Fluorophenol	58		52-120
4165-60-0	Nitrobenzene-d5	63		53-120
4165-62-2	Phenol-d5	62		54-120
1718-51-0	p-Terphenyl-d14	100		79-130

Method 8081B

Organochlorine Pesticides (GC) by Method 8081B

FORM I
PESTICIDES ORGANICS ANALYSIS DATA SHEET

Lab Name: Eurofins Buffalo
Job No.: 480-199126-1
SDG No.:
Client Sample ID: SA 1
Lab Sample ID: 480-199126-1
Matrix: Solid
Lab File ID: 25_59-347.D
Analysis Method: 8081B
Date Collected: 06/16/2022 12:00
Extraction Method: 3550C
Date Extracted: 06/21/2022 15:39
Sample wt/vol: 30.50(g)
Date Analyzed: 06/22/2022 16:20
Con. Extract Vol.: 10(mL)
Dilution Factor: 1
Injection Volume: 1(uL)
GC Column: RTX-CLPI ID: 0.53(mm)
% Moisture: 14.7 % Solids: 85.3
GPC Cleanup:(Y/N) N
Cleanup Factor:
Analysis Batch No.: 630999
Units: ug/Kg

CAS NO.	COMPOUND NAME	RESULT	Q	RL	MDL
72-54-8	4,4'-DDD	1.9	U	1.9	0.37
72-55-9	4,4'-DDE	1.9	U	1.9	0.40
50-29-3	4,4'-DDT	1.9	U	1.9	0.45
309-00-2	Aldrin	1.9	U	1.9	0.47
319-84-6	alpha-BHC	1.9	U	1.9	0.35
319-85-7	beta-BHC	1.9	U	1.9	0.35
5103-71-9	cis-Chlordane	1.9	U	1.9	0.96
319-86-8	delta-BHC	1.9	U	1.9	0.36
60-57-1	Dieldrin	1.9	U	1.9	0.46
959-98-8	Endosulfan I	1.9	U	1.9	0.37
33213-65-9	Endosulfan II	1.9	U	1.9	0.35
1031-07-8	Endosulfan sulfate	1.9	U	1.9	0.36
72-20-8	Endrin	1.9	U	1.9	0.38
7421-93-4	Endrin aldehyde	1.9	U	1.9	0.49
53494-70-5	Endrin ketone	1.9	U	1.9	0.47
58-89-9	gamma-BHC (Lindane)	1.9	U	1.9	0.35
76-44-8	Heptachlor	1.9	U	1.9	0.42
1024-57-3	Heptachlor epoxide	1.9	U	1.9	0.50
72-43-5	Methoxychlor	1.9	U	1.9	0.39
8001-35-2	Toxaphene	19	U	19	11
5103-74-2	trans-Chlordane	1.9	U	1.9	0.61

CAS NO.	SURROGATE	%REC	Q	LIMITS
2051-24-3	DCB Decachlorobiphenyl	90		45-120
877-09-8	Tetrachloro-m-xylene	122		30-124

FORM I
PESTICIDES ORGANICS ANALYSIS DATA SHEET

Lab Name: Eurofins Buffalo
Job No.: 480-199126-1
SDG No.:
Client Sample ID: SA 2
Lab Sample ID: 480-199126-2
Matrix: Solid
Lab File ID: 25_59-348.D
Analysis Method: 8081B
Date Collected: 06/16/2022 12:00
Extraction Method: 3550C
Date Extracted: 06/21/2022 15:39
Sample wt/vol: 30.45(g)
Date Analyzed: 06/22/2022 16:39
Con. Extract Vol.: 10(mL)
Dilution Factor: 1
Injection Volume: 1(uL)
GC Column: RTX-CLPI ID: 0.53(mm)
% Moisture: 13.6 % Solids: 86.4
GPC Cleanup:(Y/N) N
Cleanup Factor:
Analysis Batch No.: 630999
Units: ug/Kg

CAS NO.	COMPOUND NAME	RESULT	Q	RL	MDL
72-54-8	4,4'-DDD	4.9		1.9	0.37
72-55-9	4,4'-DDE	1.9	U	1.9	0.40
50-29-3	4,4'-DDT	1.9	U	1.9	0.44
309-00-2	Aldrin	1.9	U	1.9	0.47
319-84-6	alpha-BHC	1.9	U	1.9	0.34
319-85-7	beta-BHC	1.9	U	1.9	0.34
5103-71-9	cis-Chlordane	1.9	U	1.9	0.95
319-86-8	delta-BHC	1.9	U	1.9	0.35
60-57-1	Dieldrin	1.9	U	1.9	0.46
959-98-8	Endosulfan I	1.9	U	1.9	0.36
33213-65-9	Endosulfan II	1.9	U	1.9	0.34
1031-07-8	Endosulfan sulfate	1.9	U	1.9	0.35
72-20-8	Endrin	1.9	U	1.9	0.38
7421-93-4	Endrin aldehyde	1.9	U	1.9	0.49
53494-70-5	Endrin ketone	1.9	U	1.9	0.47
58-89-9	gamma-BHC (Lindane)	1.9	U	1.9	0.35
76-44-8	Heptachlor	1.9	U	1.9	0.41
1024-57-3	Heptachlor epoxide	1.9	U	1.9	0.49
72-43-5	Methoxychlor	1.9	U	1.9	0.39
8001-35-2	Toxaphene	19	U	19	11
5103-74-2	trans-Chlordane	1.9	U	1.9	0.60

CAS NO.	SURROGATE	%REC	Q	LIMITS
2051-24-3	DCB Decachlorobiphenyl	92		45-120
877-09-8	Tetrachloro-m-xylene	127	S1+	30-124

FORM I
PESTICIDES ORGANICS ANALYSIS DATA SHEET

Lab Name: Eurofins Buffalo
Job No.: 480-199126-1
SDG No.:
Client Sample ID: SA 2 RA
Lab Sample ID: 480-199126-2 RA
Matrix: Solid
Lab File ID: 5_55031.D
Analysis Method: 8081B
Date Collected: 06/16/2022 12:00
Extraction Method: 3550C
Date Extracted: 06/21/2022 15:39
Sample wt/vol: 30.45(g)
Date Analyzed: 06/27/2022 08:54
Con. Extract Vol.: 10(mL)
Dilution Factor: 1
Injection Volume: 1(uL)
GC Column: RTX-CLPI ID: 0.53(mm)
% Moisture: 13.6 % Solids: 86.4
GPC Cleanup:(Y/N) N
Cleanup Factor:
Analysis Batch No.: 631630
Units: ug/Kg

CAS NO.	COMPOUND NAME	RESULT	Q	RL	MDL
72-54-8	4,4'-DDD	4.1		1.9	0.37
72-55-9	4,4'-DDE	1.9	U	1.9	0.40
50-29-3	4,4'-DDT	1.9	U	1.9	0.44
309-00-2	Aldrin	1.9	U	1.9	0.47
319-84-6	alpha-BHC	0.45	J	1.9	0.34
319-85-7	beta-BHC	1.9	U	1.9	0.34
5103-71-9	cis-Chlordane	1.9	U	1.9	0.95
319-86-8	delta-BHC	1.9	U	1.9	0.35
60-57-1	Dieldrin	1.9	U	1.9	0.46
959-98-8	Endosulfan I	1.9	U	1.9	0.36
33213-65-9	Endosulfan II	1.9	U	1.9	0.34
1031-07-8	Endosulfan sulfate	1.9	U	1.9	0.35
72-20-8	Endrin	1.9	U	1.9	0.38
7421-93-4	Endrin aldehyde	1.9	U	1.9	0.49
53494-70-5	Endrin ketone	1.9	U	1.9	0.47
58-89-9	gamma-BHC (Lindane)	1.9	U	1.9	0.35
76-44-8	Heptachlor	1.9	U	1.9	0.41
1024-57-3	Heptachlor epoxide	1.9	U	1.9	0.49
72-43-5	Methoxychlor	1.9	U	1.9	0.39
8001-35-2	Toxaphene	19	U	19	11
5103-74-2	trans-Chlordane	1.9	U	1.9	0.60

CAS NO.	SURROGATE	%REC	Q	LIMITS
2051-24-3	DCB Decachlorobiphenyl	63		45-120
877-09-8	Tetrachloro-m-xylene	68		30-124

FORM I
PESTICIDES ORGANICS ANALYSIS DATA SHEET

Lab Name: Eurofins Buffalo
Job No.: 480-199126-1
SDG No.:
Client Sample ID: SA 2 RA
Lab Sample ID: 480-199126-2 RA
Matrix: Solid
Lab File ID: 5_55031.D
Analysis Method: 8081B
Date Collected: 06/16/2022 12:00
Extraction Method: 3550C
Date Extracted: 06/21/2022 15:39
Sample wt/vol: 30.45(g)
Date Analyzed: 06/27/2022 08:54
Con. Extract Vol.: 10(mL)
Dilution Factor: 1
Injection Volume: 1(uL)
GC Column: RTX-CLPII ID: 0.53(mm)
% Moisture: 13.6 % Solids: 86.4
GPC Cleanup:(Y/N) N
Cleanup Factor:
Analysis Batch No.: 631630
Units: ug/Kg

CAS NO.	COMPOUND NAME	RESULT	Q	RL	MDL
5103-74-2	*trans-Chlordane*	*1.9*	*U*	*1.9*	*0.60*

CAS NO.	SURROGATE	%REC	Q	LIMITS
2051-24-3	DCB Decachlorobiphenyl	103		45-120

FORM I
PESTICIDES ORGANICS ANALYSIS DATA SHEET

Lab Name: Eurofins Buffalo
Job No.: 480-199126-1
SDG No.:
Client Sample ID: SA 3
Lab Sample ID: 480-199126-3
Matrix: Solid
Lab File ID: 25_59-349.D
Analysis Method: 8081B
Date Collected: 06/16/2022 12:00
Extraction Method: 3550C
Date Extracted: 06/21/2022 15:39
Sample wt/vol: 30.41(g)
Date Analyzed: 06/22/2022 16:59
Con. Extract Vol.: 10(mL)
Dilution Factor: 1
Injection Volume: 1(uL)
GC Column: RTX-CLPI ID: 0.53(mm)
% Moisture: 14.3 % Solids: 85.7
GPC Cleanup:(Y/N) N
Cleanup Factor:
Analysis Batch No.: 630999
Units: ug/Kg

CAS NO.	COMPOUND NAME	RESULT	Q	RL	MDL
72-54-8	4,4'-DDD	1.9	U	1.9	0.37
72-55-9	4,4'-DDE	1.9	U	1.9	0.40
50-29-3	4,4'-DDT	1.9	U	1.9	0.45
309-00-2	Aldrin	1.9	U	1.9	0.47
319-84-6	alpha-BHC	1.9	U	1.9	0.35
319-85-7	beta-BHC	1.9	U	1.9	0.35
5103-71-9	cis-Chlordane	1.9	U	1.9	0.96
319-86-8	delta-BHC	1.9	U	1.9	0.36
60-57-1	Dieldrin	1.9	U	1.9	0.46
959-98-8	Endosulfan I	1.9	U	1.9	0.37
33213-65-9	Endosulfan II	1.9	U	1.9	0.35
1031-07-8	Endosulfan sulfate	1.9	U	1.9	0.36
72-20-8	Endrin	1.9	U	1.9	0.38
7421-93-4	Endrin aldehyde	1.9	U	1.9	0.49
53494-70-5	Endrin ketone	1.9	U	1.9	0.47
58-89-9	gamma-BHC (Lindane)	1.9	U	1.9	0.35
76-44-8	Heptachlor	1.9	U	1.9	0.42
1024-57-3	Heptachlor epoxide	1.9	U	1.9	0.49
72-43-5	Methoxychlor	1.9	U	1.9	0.39
8001-35-2	Toxaphene	19	U	19	11
5103-74-2	trans-Chlordane	1.9	U	1.9	0.61

CAS NO.	SURROGATE	%REC	Q	LIMITS
2051-24-3	DCB Decachlorobiphenyl	91		45-120
877-09-8	Tetrachloro-m-xylene	105		30-124

FORM I
PESTICIDES ORGANICS ANALYSIS DATA SHEET

Lab Name: Eurofins Buffalo
Job No.: 480-199126-1
SDG No.:
Client Sample ID: SA 4
Lab Sample ID: 480-199126-4
Matrix: Solid
Lab File ID: 25_59-350.D
Analysis Method: 8081B
Date Collected: 06/16/2022 12:00
Extraction Method: 3550C
Date Extracted: 06/21/2022 15:39
Sample wt/vol: 30.39(g)
Date Analyzed: 06/22/2022 17:18
Con. Extract Vol.: 10(mL)
Dilution Factor: 1
Injection Volume: 1(uL)
GC Column: RTX-CLPI ID: 0.53(mm)
% Moisture: 15.8 % Solids: 84.2
GPC Cleanup:(Y/N) N
Cleanup Factor:
Analysis Batch No.: 630999
Units: ug/Kg

CAS NO.	COMPOUND NAME	RESULT	Q	RL	MDL
72-54-8	4,4'-DDD	2.0	U	2.0	0.38
72-55-9	4,4'-DDE	2.0	U	2.0	0.41
50-29-3	4,4'-DDT	2.0	U	2.0	0.46
309-00-2	Aldrin	2.0	U	2.0	0.48
319-84-6	alpha-BHC	2.0	U	2.0	0.35
319-85-7	beta-BHC	2.0	U	2.0	0.35
5103-71-9	cis-Chlordane	2.0	U	2.0	0.97
319-86-8	delta-BHC	2.0	U	2.0	0.36
60-57-1	Dieldrin	2.0	U	2.0	0.47
959-98-8	Endosulfan I	2.0	U	2.0	0.38
33213-65-9	Endosulfan II	2.0	U	2.0	0.35
1031-07-8	Endosulfan sulfate	2.0	U	2.0	0.36
72-20-8	Endrin	2.0	U	2.0	0.39
7421-93-4	Endrin aldehyde	2.0	U	2.0	0.50
53494-70-5	Endrin ketone	2.0	U	2.0	0.48
58-89-9	gamma-BHC (Lindane)	2.0	U	2.0	0.36
76-44-8	Heptachlor	2.0	U	2.0	0.42
1024-57-3	Heptachlor epoxide	2.0	U	2.0	0.50
72-43-5	Methoxychlor	2.0	U	2.0	0.40
8001-35-2	Toxaphene	20	U	20	11
5103-74-2	trans-Chlordane	2.0	U	2.0	0.62

CAS NO.	SURROGATE	%REC	Q	LIMITS
2051-24-3	DCB Decachlorobiphenyl	88		45-120
877-09-8	Tetrachloro-m-xylene	111		30-124

FORM I
PESTICIDES ORGANICS ANALYSIS DATA SHEET

Lab Name: Eurofins Buffalo
Job No.: 480-199126-1
SDG No.:
Client Sample ID: SA 5
Lab Sample ID: 480-199126-5
Matrix: Solid
Lab File ID: 25_59-351.D
Analysis Method: 8081B
Date Collected: 06/16/2022 12:00
Extraction Method: 3550C
Date Extracted: 06/21/2022 15:39
Sample wt/vol: 30.84(g)
Date Analyzed: 06/22/2022 17:38
Con. Extract Vol.: 10(mL)
Dilution Factor: 1
Injection Volume: 1(uL)
GC Column: RTX-CLPI ID: 0.53(mm)
% Moisture: 14.4 % Solids: 85.6
GPC Cleanup:(Y/N) N
Cleanup Factor:
Analysis Batch No.: 630999
Units: ug/Kg

CAS NO.	COMPOUND NAME	RESULT	Q	RL	MDL
72-54-8	4,4'-DDD	1.9	U	1.9	0.37
72-55-9	4,4'-DDE	1.9	U	1.9	0.40
50-29-3	4,4'-DDT	1.9	U	1.9	0.44
309-00-2	Aldrin	1.9	U	1.9	0.47
319-84-6	alpha-BHC	1.9	U	1.9	0.34
319-85-7	beta-BHC	1.9	U	1.9	0.34
5103-71-9	cis-Chlordane	1.9	U	1.9	0.94
319-86-8	delta-BHC	1.9	U	1.9	0.35
60-57-1	Dieldrin	1.9	U	1.9	0.45
959-98-8	Endosulfan I	1.9	U	1.9	0.36
33213-65-9	Endosulfan II	1.9	U	1.9	0.34
1031-07-8	Endosulfan sulfate	1.9	U	1.9	0.35
72-20-8	Endrin	1.9	U	1.9	0.37
7421-93-4	Endrin aldehyde	1.9	U	1.9	0.48
53494-70-5	Endrin ketone	1.9	U	1.9	0.47
58-89-9	gamma-BHC (Lindane)	1.9	U	1.9	0.35
76-44-8	Heptachlor	1.9	U	1.9	0.41
1024-57-3	Heptachlor epoxide	1.9	U	1.9	0.49
72-43-5	Methoxychlor	1.9	U	1.9	0.39
8001-35-2	Toxaphene	19	U	19	11
5103-74-2	trans-Chlordane	1.9	U	1.9	0.60

CAS NO.	SURROGATE	%REC	Q	LIMITS
2051-24-3	DCB Decachlorobiphenyl	95		45-120
877-09-8	Tetrachloro-m-xylene	133	S1+	30-124

FORM I
PESTICIDES ORGANICS ANALYSIS DATA SHEET

Lab Name: Eurofins Buffalo
Job No.: 480-199126-1
SDG No.:
Client Sample ID: SA 6
Lab Sample ID: 480-199126-6
Matrix: Solid
Lab File ID: 25_59-352.D
Analysis Method: 8081B
Date Collected: 06/16/2022 12:00
Extraction Method: 3550C
Date Extracted: 06/21/2022 15:39
Sample wt/vol: 30.68(g)
Date Analyzed: 06/22/2022 17:58
Con. Extract Vol.: 10(mL)
Dilution Factor: 1
Injection Volume: 1(uL)
GC Column: RTX-CLPI ID: 0.53(mm)
% Moisture: 14.5 % Solids: 85.5
GPC Cleanup:(Y/N) N
Cleanup Factor:
Analysis Batch No.: 630999
Units: ug/Kg

CAS NO.	COMPOUND NAME	RESULT	Q	RL	MDL
72-54-8	4,4'-DDD	1.9	U	1.9	0.37
72-55-9	4,4'-DDE	1.9	U	1.9	0.40
50-29-3	4,4'-DDT	1.9	U	1.9	0.45
309-00-2	Aldrin	1.9	U	1.9	0.47
319-84-6	alpha-BHC	1.9	U	1.9	0.34
319-85-7	beta-BHC	1.9	U	1.9	0.34
5103-71-9	cis-Chlordane	1.9	U	1.9	0.95
319-86-8	delta-BHC	1.9	U	1.9	0.35
60-57-1	Dieldrin	1.9	U	1.9	0.46
959-98-8	Endosulfan I	1.9	U	1.9	0.37
33213-65-9	Endosulfan II	1.9	U	1.9	0.34
1031-07-8	Endosulfan sulfate	1.9	U	1.9	0.36
72-20-8	Endrin	1.9	U	1.9	0.38
7421-93-4	Endrin aldehyde	1.9	U	1.9	0.49
53494-70-5	Endrin ketone	1.9	U	1.9	0.47
58-89-9	gamma-BHC (Lindane)	1.9	U	1.9	0.35
76-44-8	Heptachlor	1.9	U	1.9	0.41
1024-57-3	Heptachlor epoxide	1.9	U	1.9	0.49
72-43-5	Methoxychlor	1.9	U	1.9	0.39
8001-35-2	Toxaphene	19	U	19	11
5103-74-2	trans-Chlordane	1.9	U	1.9	0.61

CAS NO.	SURROGATE	%REC	Q	LIMITS
2051-24-3	DCB Decachlorobiphenyl	93		45-120
877-09-8	Tetrachloro-m-xylene	134	S1+	30-124

FORM I
PESTICIDES ORGANICS ANALYSIS DATA SHEET

Lab Name: Eurofins Buffalo
Job No.: 480-199126-1
SDG No.:
Client Sample ID: SA 7
Lab Sample ID: 480-199126-7
Matrix: Solid
Lab File ID: 25_59-353.D
Analysis Method: 8081B
Date Collected: 06/16/2022 12:00
Extraction Method: 3550C
Date Extracted: 06/21/2022 15:39
Sample wt/vol: 30.47(g)
Date Analyzed: 06/22/2022 18:17
Con. Extract Vol.: 10(mL)
Dilution Factor: 1
Injection Volume: 1(uL)
GC Column: RTX-CLPI ID: 0.53(mm)
% Moisture: 17.4 % Solids: 82.6
GPC Cleanup:(Y/N) N
Cleanup Factor:
Analysis Batch No.: 630999
Units: ug/Kg

CAS NO.	COMPOUND NAME	RESULT	Q	RL	MDL
72-54-8	4,4'-DDD	2.0	U	2.0	0.39
72-55-9	4,4'-DDE	2.0	U	2.0	0.42
50-29-3	4,4'-DDT	2.0	U	2.0	0.46
309-00-2	Aldrin	2.0	U	2.0	0.49
319-84-6	alpha-BHC	2.0	U	2.0	0.36
319-85-7	beta-BHC	2.0	U	2.0	0.36
5103-71-9	cis-Chlordane	2.0	U	2.0	0.99
319-86-8	delta-BHC	2.0	U	2.0	0.37
60-57-1	Dieldrin	2.0	U	2.0	0.48
959-98-8	Endosulfan I	2.0	U	2.0	0.38
33213-65-9	Endosulfan II	2.0	U	2.0	0.36
1031-07-8	Endosulfan sulfate	2.0	U	2.0	0.37
72-20-8	Endrin	2.0	U	2.0	0.39
7421-93-4	Endrin aldehyde	2.0	U	2.0	0.51
53494-70-5	Endrin ketone	2.0	U	2.0	0.49
58-89-9	gamma-BHC (Lindane)	2.0	U	2.0	0.36
76-44-8	Heptachlor	2.0	U	2.0	0.43
1024-57-3	Heptachlor epoxide	2.0	U	2.0	0.51
72-43-5	Methoxychlor	2.0	U	2.0	0.41
8001-35-2	Toxaphene	20	U	20	12
5103-74-2	trans-Chlordane	2.0	U	2.0	0.63

CAS NO.	SURROGATE	%REC	Q	LIMITS
2051-24-3	DCB Decachlorobiphenyl	91		45-120
877-09-8	Tetrachloro-m-xylene	112		30-124

FORM I
PESTICIDES ORGANICS ANALYSIS DATA SHEET

Lab Name: Eurofins Buffalo
Job No.: 480-199126-1
SDG No.:
Client Sample ID: SA 8
Lab Sample ID: 480-199126-8
Matrix: Solid
Lab File ID: 25_59-354.D
Analysis Method: 8081B
Date Collected: 06/16/2022 12:00
Extraction Method: 3550C
Date Extracted: 06/21/2022 15:39
Sample wt/vol: 30.60(g)
Date Analyzed: 06/22/2022 18:37
Con. Extract Vol.: 10(mL)
Dilution Factor: 1
Injection Volume: 1(uL)
GC Column: RTX-CLPI ID: 0.53(mm)
% Moisture: 13.9 % Solids: 86.1
GPC Cleanup:(Y/N) N
Cleanup Factor:
Analysis Batch No.: 630999
Units: ug/Kg

CAS NO.	COMPOUND NAME	RESULT	Q	RL	MDL	
72-54-8	4,4'-DDD	1.9	U	1.9	0.37	
72-55-9	4,4'-DDE	1.9	U	1.9	0.40	
50-29-3	4,4'-DDT	1.9	U	1.9	0.44	
309-00-2	Aldrin	1.9	U	1.9	0.47	
319-84-6	alpha-BHC	1.9	U	1.9	0.34	
319-85-7	beta-BHC	1.9	U	1.9	0.34	
5103-71-9	cis-Chlordane	1.9	U	1.9	0.94	
319-86-8	delta-BHC	1.9	U	1.9	0.35	
60-57-1	Dieldrin	1.9	U	1.9	0.46	
959-98-8	Endosulfan I	1.9	U	1.9	0.36	
33213-65-9	Endosulfan II	1.9	U	1.9	0.34	
1031-07-8	Endosulfan sulfate	1.9	U	1.9	0.35	
72-20-8	Endrin	1.9	U	1.9	0.38	
7421-93-4	Endrin aldehyde	1.9	U	1.9	0.48	
53494-70-5	Endrin ketone	1.9	U	1.9	0.47	
58-89-9	gamma-BHC (Lindane)	1.9	U	1.9	0.35	
76-44-8	Heptachlor	1.9	U	1.9	0.41	
1024-57-3	Heptachlor epoxide	1.9	U	1.9	0.49	
72-43-5	Methoxychlor	0.55	J	1.9	0.39	J
8001-35-2	Toxaphene	19	U	19	11	
5103-74-2	trans-Chlordane	1.9	U	1.9	0.60	

CAS NO.	SURROGATE	%REC	Q	LIMITS
2051-24-3	DCB Decachlorobiphenyl	86		45-120
877-09-8	Tetrachloro-m-xylene	65		30-124

MKP 7/20/2022

FORM I
PESTICIDES ORGANICS ANALYSIS DATA SHEET

Lab Name: Eurofins Buffalo
Job No.: 480-199126-1
SDG No.:
Client Sample ID: SA 9
Lab Sample ID: 480-199126-9
Matrix: Solid
Lab File ID: 25_59-355.D
Analysis Method: 8081B
Date Collected: 06/16/2022 12:00
Extraction Method: 3550C
Date Extracted: 06/21/2022 15:39
Sample wt/vol: 30.78(g)
Date Analyzed: 06/22/2022 18:57
Con. Extract Vol.: 10(mL)
Dilution Factor: 1
Injection Volume: 1(uL)
GC Column: RTX-CLPI ID: 0.53(mm)
% Moisture: 14.7 % Solids: 85.3
GPC Cleanup:(Y/N) N
Cleanup Factor:
Analysis Batch No.: 630999
Units: ug/Kg

CAS NO.	COMPOUND NAME	RESULT	Q	RL	MDL
72-54-8	4,4'-DDD	1.9	U	1.9	0.37
72-55-9	4,4'-DDE	1.9	U	1.9	0.40
50-29-3	4,4'-DDT	1.9	U	1.9	0.45
309-00-2	Aldrin	1.9	U	1.9	0.47
319-84-6	alpha-BHC	1.9	U	1.9	0.34
319-85-7	beta-BHC	1.9	U	1.9	0.34
5103-71-9	cis-Chlordane	1.9	U	1.9	0.95
319-86-8	delta-BHC	1.9	U	1.9	0.35
60-57-1	Dieldrin	1.9	U	1.9	0.46
959-98-8	Endosulfan I	1.9	U	1.9	0.37
33213-65-9	Endosulfan II	1.9	U	1.9	0.34
1031-07-8	Endosulfan sulfate	1.9	U	1.9	0.36
72-20-8	Endrin	1.9	U	1.9	0.38
7421-93-4	Endrin aldehyde	1.9	U	1.9	0.49
53494-70-5	Endrin ketone	1.9	U	1.9	0.47
58-89-9	gamma-BHC (Lindane)	1.9	U	1.9	0.35
76-44-8	Heptachlor	1.9	U	1.9	0.41
1024-57-3	Heptachlor epoxide	1.9	U	1.9	0.49
72-43-5	Methoxychlor	1.9	U	1.9	0.39
8001-35-2	Toxaphene	19	U	19	11
5103-74-2	trans-Chlordane	1.9	U	1.9	0.61

CAS NO.	SURROGATE	%REC	Q	LIMITS
2051-24-3	DCB Decachlorobiphenyl	99		45-120
877-09-8	Tetrachloro-m-xylene	137	S1+	30-124

FORM I
PESTICIDES ORGANICS ANALYSIS DATA SHEET

Lab Name: Eurofins Buffalo
Job No.: 480-199126-1
SDG No.:
Client Sample ID: SE 4
Lab Sample ID: 480-199126-10
Matrix: Solid
Lab File ID: 25_59-356.D
Analysis Method: 8081B
Date Collected: 06/16/2022 12:00
Extraction Method: 3550C
Date Extracted: 06/21/2022 15:39
Sample wt/vol: 30.82(g)
Date Analyzed: 06/22/2022 19:16
Con. Extract Vol.: 10(mL)
Dilution Factor: 1
Injection Volume: 1(uL)
GC Column: RTX-CLPI ID: 0.53(mm)
% Moisture: 14.0 % Solids: 86.0
GPC Cleanup:(Y/N) N
Cleanup Factor:
Analysis Batch No.: 630999
Units: ug/Kg

CAS NO.	COMPOUND NAME	RESULT	Q	RL	MDL
72-54-8	4,4'-DDD	1.9	U	1.9	0.37
72-55-9	4,4'-DDE	1.9	U	1.9	0.40
50-29-3	4,4'-DDT	1.9	U	1.9	0.44
309-00-2	Aldrin	1.9	U	1.9	0.46
319-84-6	alpha-BHC	1.9	U	1.9	0.34
319-85-7	beta-BHC	1.9	U	1.9	0.34
5103-71-9	cis-Chlordane	1.9	U	1.9	0.94
319-86-8	delta-BHC	1.9	U	1.9	0.35
60-57-1	Dieldrin	1.9	U	1.9	0.45
959-98-8	Endosulfan I	1.9	U	1.9	0.36
33213-65-9	Endosulfan II	1.9	U	1.9	0.34
1031-07-8	Endosulfan sulfate	1.9	U	1.9	0.35
72-20-8	Endrin	1.9	U	1.9	0.37
7421-93-4	Endrin aldehyde	1.9	U	1.9	0.48
53494-70-5	Endrin ketone	1.9	U	1.9	0.46
58-89-9	gamma-BHC (Lindane)	1.9	U	1.9	0.35
76-44-8	Heptachlor	1.9	U	1.9	0.41
1024-57-3	Heptachlor epoxide	1.9	U	1.9	0.49
72-43-5	Methoxychlor	1.9	U	1.9	0.39
8001-35-2	Toxaphene	19	U	19	11
5103-74-2	trans-Chlordane	1.9	U	1.9	0.60

CAS NO.	SURROGATE	%REC	Q	LIMITS
2051-24-3	DCB Decachlorobiphenyl	107		45-120
877-09-8	Tetrachloro-m-xylene	130	S1+	30-124

FORM I
PESTICIDES ORGANICS ANALYSIS DATA SHEET

Lab Name: Eurofins Buffalo
Job No.: 480-199126-1
SDG No.:
Client Sample ID: SD 4
Lab Sample ID: 480-199126-11
Matrix: Solid
Lab File ID: 25_59-357.D
Analysis Method: 8081B
Date Collected: 06/16/2022 12:00
Extraction Method: 3550C
Date Extracted: 06/21/2022 15:39
Sample wt/vol: 30.78(g)
Date Analyzed: 06/22/2022 19:36
Con. Extract Vol.: 10(mL)
Dilution Factor: 1
Injection Volume: 1(uL)
GC Column: RTX-CLPI ID: 0.53(mm)
% Moisture: 17.2 % Solids: 82.8
GPC Cleanup:(Y/N) N
Cleanup Factor:
Analysis Batch No.: 630999
Units: ug/Kg

CAS NO.	COMPOUND NAME	RESULT	Q	RL	MDL
72-54-8	4,4'-DDD	2.0	U	2.0	0.38
72-55-9	4,4'-DDE	2.0	U	2.0	0.41
50-29-3	4,4'-DDT	2.0	U	2.0	0.46
309-00-2	Aldrin	2.0	U	2.0	0.48
319-84-6	alpha-BHC	2.0	U	2.0	0.35
319-85-7	beta-BHC	2.0	U	2.0	0.35
5103-71-9	cis-Chlordane	2.0	U	2.0	0.98
319-86-8	delta-BHC	2.0	U	2.0	0.36
60-57-1	Dieldrin	2.0	U	2.0	0.47
959-98-8	Endosulfan I	2.0	U	2.0	0.38
33213-65-9	Endosulfan II	2.0	U	2.0	0.35
1031-07-8	Endosulfan sulfate	2.0	U	2.0	0.37
72-20-8	Endrin	2.0	U	2.0	0.39
7421-93-4	Endrin aldehyde	2.0	U	2.0	0.50
53494-70-5	Endrin ketone	2.0	U	2.0	0.48
58-89-9	gamma-BHC (Lindane)	2.0	U	2.0	0.36
76-44-8	Heptachlor	2.0	U	2.0	0.42
1024-57-3	Heptachlor epoxide	2.0	U	2.0	0.51
72-43-5	Methoxychlor	2.0	U	2.0	0.40
8001-35-2	Toxaphene	20	U	20	11
5103-74-2	trans-Chlordane	2.0	U	2.0	0.62

CAS NO.	SURROGATE	%REC	Q	LIMITS
2051-24-3	DCB Decachlorobiphenyl	109		45-120
877-09-8	Tetrachloro-m-xylene	83		30-124

Method 8082A

Polychlorinated Biphenyls (PCBs) (GC) by Method 8082A

No data validation qualifiers were added

MKP 7/20/2022

FORM I
PCBS ORGANICS ANALYSIS DATA SHEET

Lab Name: Eurofins Buffalo
Job No.: 480-199126-1
SDG No.:
Client Sample ID: SA 1
Lab Sample ID: 480-199126-1
Matrix: Solid
Lab File ID: 6_111-005.D
Analysis Method: 8082A
Date Collected: 06/16/2022 12:00
Extraction Method: 3550C
Date Extracted: 06/21/2022 15:47
Sample wt/vol: 2.14(g)
Date Analyzed: 06/22/2022 17:20
Con. Extract Vol.: 10(mL)
Dilution Factor: 1
Injection Volume: 1(uL)
GC Column: ZB-35 ID: 0.53(mm)
% Moisture: 14.7 % Solids: 85.3
GPC Cleanup:(Y/N) N
Cleanup Factor:
Analysis Batch No.: 631138
Units: mg/Kg

CAS NO.	COMPOUND NAME	RESULT	Q	RL	MDL
12674-11-2	PCB-1016	0.27	U	0.27	0.054
11104-28-2	PCB-1221	0.27	U	0.27	0.054
11141-16-5	PCB-1232	0.27	U	0.27	0.054
53469-21-9	PCB-1242	0.27	U	0.27	0.054
12672-29-6	PCB-1248	0.27	U	0.27	0.054
11097-69-1	PCB-1254	0.27	U	0.27	0.13
11096-82-5	PCB-1260	0.27	U	0.27	0.13

CAS NO.	SURROGATE	%REC	Q	LIMITS
2051-24-3	DCB Decachlorobiphenyl	123		65-174
877-09-8	Tetrachloro-m-xylene	110		60-154

FORM I
PCBS ORGANICS ANALYSIS DATA SHEET

Lab Name: Eurofins Buffalo
Job No.: 480-199126-1
SDG No.:
Client Sample ID: SA 2
Lab Sample ID: 480-199126-2
Matrix: Solid
Lab File ID: 6_111-006.D
Analysis Method: 8082A
Date Collected: 06/16/2022 12:00
Extraction Method: 3550C
Date Extracted: 06/21/2022 15:47
Sample wt/vol: 2.46(g)
Date Analyzed: 06/22/2022 17:34
Con. Extract Vol.: 10(mL)
Dilution Factor: 1
Injection Volume: 1(uL)
GC Column: ZB-35 ID: 0.53(mm)
% Moisture: 13.6 % Solids: 86.4
GPC Cleanup:(Y/N) N
Cleanup Factor:
Analysis Batch No.: 631138
Units: mg/Kg

CAS NO.	COMPOUND NAME	RESULT	Q	RL	MDL
12674-11-2	PCB-1016	0.24	U	0.24	0.046
11104-28-2	PCB-1221	0.24	U	0.24	0.046
11141-16-5	PCB-1232	0.24	U	0.24	0.046
53469-21-9	PCB-1242	0.24	U	0.24	0.046
12672-29-6	PCB-1248	0.24	U	0.24	0.046
11097-69-1	PCB-1254	0.24	U	0.24	0.11
11096-82-5	PCB-1260	0.24	U	0.24	0.11

CAS NO.	SURROGATE	%REC	Q	LIMITS
2051-24-3	DCB Decachlorobiphenyl	105		65-174
877-09-8	Tetrachloro-m-xylene	116		60-154

FORM I
PCBS ORGANICS ANALYSIS DATA SHEET

Lab Name: Eurofins Buffalo
Job No.: 480-199126-1
SDG No.:
Client Sample ID: SA 3
Lab Sample ID: 480-199126-3
Matrix: Solid
Lab File ID: 6_111-007.D
Analysis Method: 8082A
Date Collected: 06/16/2022 12:00
Extraction Method: 3550C
Date Extracted: 06/21/2022 15:47
Sample wt/vol: 2.76(g)
Date Analyzed: 06/22/2022 17:47
Con. Extract Vol.: 10(mL)
Dilution Factor: 1
Injection Volume: 1(uL)
GC Column: ZB-35 ID: 0.53(mm)
% Moisture: 14.3 % Solids: 85.7
GPC Cleanup:(Y/N) N
Cleanup Factor:
Analysis Batch No.: 631138
Units: mg/Kg

CAS NO.	COMPOUND NAME	RESULT	Q	RL	MDL
12674-11-2	PCB-1016	0.21	U	0.21	0.041
11104-28-2	PCB-1221	0.21	U	0.21	0.041
11141-16-5	PCB-1232	0.21	U	0.21	0.041
53469-21-9	PCB-1242	0.21	U	0.21	0.041
12672-29-6	PCB-1248	0.21	U	0.21	0.041
11097-69-1	PCB-1254	0.21	U	0.21	0.099
11096-82-5	PCB-1260	0.21	U	0.21	0.099

CAS NO.	SURROGATE	%REC	Q	LIMITS
2051-24-3	DCB Decachlorobiphenyl	106		65-174
877-09-8	Tetrachloro-m-xylene	115		60-154

FORM I
PCBS ORGANICS ANALYSIS DATA SHEET

Lab Name: Eurofins Buffalo
Job No.: 480-199126-1
SDG No.:
Client Sample ID: SA 4
Lab Sample ID: 480-199126-4
Matrix: Solid
Lab File ID: 6_111-008.D
Analysis Method: 8082A
Date Collected: 06/16/2022 12:00
Extraction Method: 3550C
Date Extracted: 06/21/2022 15:47
Sample wt/vol: 2.55(g)
Date Analyzed: 06/22/2022 18:00
Con. Extract Vol.: 10(mL)
Dilution Factor: 1
Injection Volume: 1(uL)
GC Column: ZB-35 ID: 0.53(mm)
% Moisture: 15.8 % Solids: 84.2
GPC Cleanup:(Y/N) N
Cleanup Factor:
Analysis Batch No.: 631138
Units: mg/Kg

CAS NO.	COMPOUND NAME	RESULT	Q	RL	MDL
12674-11-2	PCB-1016	0.23	U	0.23	0.046
11104-28-2	PCB-1221	0.23	U	0.23	0.046
11141-16-5	PCB-1232	0.23	U	0.23	0.046
53469-21-9	PCB-1242	0.23	U	0.23	0.046
12672-29-6	PCB-1248	0.23	U	0.23	0.046
11097-69-1	PCB-1254	0.23	U	0.23	0.11
11096-82-5	PCB-1260	0.23	U	0.23	0.11

CAS NO.	SURROGATE	%REC	Q	LIMITS
2051-24-3	DCB Decachlorobiphenyl	111		65-174
877-09-8	Tetrachloro-m-xylene	118		60-154

FORM I
PCBS ORGANICS ANALYSIS DATA SHEET

Lab Name: Eurofins Buffalo
Job No.: 480-199126-1
SDG No.:
Client Sample ID: SA 5
Lab Sample ID: 480-199126-5
Matrix: Solid
Lab File ID: 6_111-009.D
Analysis Method: 8082A
Date Collected: 06/16/2022 12:00
Extraction Method: 3550C
Date Extracted: 06/21/2022 15:47
Sample wt/vol: 2.69(g)
Date Analyzed: 06/22/2022 18:14
Con. Extract Vol.: 10(mL)
Dilution Factor: 1
Injection Volume: 1(uL)
GC Column: ZB-35 ID: 0.53(mm)
% Moisture: 14.4 % Solids: 85.6
GPC Cleanup:(Y/N) N
Cleanup Factor:
Analysis Batch No.: 631138
Units: mg/Kg

CAS NO.	COMPOUND NAME	RESULT	Q	RL	MDL
12674-11-2	PCB-1016	0.22	U	0.22	0.042
11104-28-2	PCB-1221	0.22	U	0.22	0.042
11141-16-5	PCB-1232	0.22	U	0.22	0.042
53469-21-9	PCB-1242	0.22	U	0.22	0.042
12672-29-6	PCB-1248	0.22	U	0.22	0.042
11097-69-1	PCB-1254	0.22	U	0.22	0.10
11096-82-5	PCB-1260	0.22	U	0.22	0.10

CAS NO.	SURROGATE	%REC	Q	LIMITS
2051-24-3	DCB Decachlorobiphenyl	111		65-174
877-09-8	Tetrachloro-m-xylene	117		60-154

FORM I
PCBS ORGANICS ANALYSIS DATA SHEET

Lab Name: Eurofins Buffalo
Job No.: 480-199126-1
SDG No.:
Client Sample ID: SA 6
Lab Sample ID: 480-199126-6
Matrix: Solid
Lab File ID: 6_111-010.D
Analysis Method: 8082A
Date Collected: 06/16/2022 12:00
Extraction Method: 3550C
Date Extracted: 06/21/2022 15:47
Sample wt/vol: 2.24(g)
Date Analyzed: 06/22/2022 18:27
Con. Extract Vol.: 10(mL)
Dilution Factor: 1
Injection Volume: 1(uL)
GC Column: ZB-35 ID: 0.53(mm)
% Moisture: 14.5 % Solids: 85.5
GPC Cleanup:(Y/N) N
Cleanup Factor:
Analysis Batch No.: 631138
Units: mg/Kg

CAS NO.	COMPOUND NAME	RESULT	Q	RL	MDL
12674-11-2	PCB-1016	0.26	U	0.26	0.051
11104-28-2	PCB-1221	0.26	U	0.26	0.051
11141-16-5	PCB-1232	0.26	U	0.26	0.051
53469-21-9	PCB-1242	0.26	U	0.26	0.051
12672-29-6	PCB-1248	0.26	U	0.26	0.051
11097-69-1	PCB-1254	0.26	U	0.26	0.12
11096-82-5	PCB-1260	0.26	U	0.26	0.12

CAS NO.	SURROGATE	%REC	Q	LIMITS
2051-24-3	DCB Decachlorobiphenyl	114		65-174
877-09-8	Tetrachloro-m-xylene	123		60-154

FORM I
PCBS ORGANICS ANALYSIS DATA SHEET

Lab Name: Eurofins Buffalo
Job No.: 480-199126-1
SDG No.:
Client Sample ID: SA 7
Lab Sample ID: 480-199126-7
Matrix: Solid
Lab File ID: 6_111-011.D
Analysis Method: 8082A
Date Collected: 06/16/2022 12:00
Extraction Method: 3550C
Date Extracted: 06/21/2022 15:47
Sample wt/vol: 2.77(g)
Date Analyzed: 06/22/2022 18:40
Con. Extract Vol.: 10(mL)
Dilution Factor: 1
Injection Volume: 1(uL)
GC Column: ZB-35 ID: 0.53(mm)
% Moisture: 17.4 % Solids: 82.6
GPC Cleanup:(Y/N) N
Cleanup Factor:
Analysis Batch No.: 631138
Units: mg/Kg

CAS NO.	COMPOUND NAME	RESULT	Q	RL	MDL
12674-11-2	PCB-1016	0.22	U	0.22	0.043
11104-28-2	PCB-1221	0.22	U	0.22	0.043
11141-16-5	PCB-1232	0.22	U	0.22	0.043
53469-21-9	PCB-1242	0.22	U	0.22	0.043
12672-29-6	PCB-1248	0.22	U	0.22	0.043
11097-69-1	PCB-1254	0.22	U	0.22	0.10
11096-82-5	PCB-1260	0.22	U	0.22	0.10

CAS NO.	SURROGATE	%REC	Q	LIMITS
2051-24-3	DCB Decachlorobiphenyl	105		65-174
877-09-8	Tetrachloro-m-xylene	115		60-154

FORM I
PCBS ORGANICS ANALYSIS DATA SHEET

Lab Name: Eurofins Buffalo
Job No.: 480-199126-1
SDG No.:
Client Sample ID: SA 8
Lab Sample ID: 480-199126-8
Matrix: Solid
Lab File ID: 6_111-014.D
Analysis Method: 8082A
Date Collected: 06/16/2022 12:00
Extraction Method: 3550C
Date Extracted: 06/21/2022 15:47
Sample wt/vol: 2.73(g)
Date Analyzed: 06/22/2022 19:20
Con. Extract Vol.: 10(mL)
Dilution Factor: 1
Injection Volume: 1(uL)
GC Column: ZB-35 ID: 0.53(mm)
% Moisture: 13.9 % Solids: 86.1
GPC Cleanup:(Y/N) N
Cleanup Factor:
Analysis Batch No.: 631138
Units: mg/Kg

CAS NO.	COMPOUND NAME	RESULT	Q	RL	MDL
12674-11-2	PCB-1016	0.21	U	0.21	0.042
11104-28-2	PCB-1221	0.21	U	0.21	0.042
11141-16-5	PCB-1232	0.21	U	0.21	0.042
53469-21-9	PCB-1242	0.21	U	0.21	0.042
12672-29-6	PCB-1248	0.21	U	0.21	0.042
11097-69-1	PCB-1254	0.21	U	0.21	0.10
11096-82-5	PCB-1260	0.21	U	0.21	0.10

CAS NO.	SURROGATE	%REC	Q	LIMITS
2051-24-3	DCB Decachlorobiphenyl	114		65-174
877-09-8	Tetrachloro-m-xylene	122		60-154

FORM I
PCBS ORGANICS ANALYSIS DATA SHEET

Lab Name: Eurofins Buffalo
Job No.: 480-199126-1
SDG No.:
Client Sample ID: SA 9
Lab Sample ID: 480-199126-9
Matrix: Solid
Lab File ID: 6_111-015.D
Analysis Method: 8082A
Date Collected: 06/16/2022 12:00
Extraction Method: 3550C
Date Extracted: 06/21/2022 15:47
Sample wt/vol: 2.51(g)
Date Analyzed: 06/22/2022 19:33
Con. Extract Vol.: 10(mL)
Dilution Factor: 1
Injection Volume: 1(uL)
GC Column: ZB-35 ID: 0.53(mm)
% Moisture: 14.7 % Solids: 85.3
GPC Cleanup:(Y/N) N
Cleanup Factor:
Analysis Batch No.: 631138
Units: mg/Kg

CAS NO.	COMPOUND NAME	RESULT	Q	RL	MDL
12674-11-2	PCB-1016	0.23	U	0.23	0.046
11104-28-2	PCB-1221	0.23	U	0.23	0.046
11141-16-5	PCB-1232	0.23	U	0.23	0.046
53469-21-9	PCB-1242	0.23	U	0.23	0.046
12672-29-6	PCB-1248	0.23	U	0.23	0.046
11097-69-1	PCB-1254	0.23	U	0.23	0.11
11096-82-5	PCB-1260	0.23	U	0.23	0.11

CAS NO.	SURROGATE	%REC	Q	LIMITS
2051-24-3	DCB Decachlorobiphenyl	111		65-174
877-09-8	Tetrachloro-m-xylene	115		60-154

FORM I
PCBS ORGANICS ANALYSIS DATA SHEET

Lab Name: Eurofins Buffalo
Job No.: 480-199126-1
SDG No.:
Client Sample ID: SE 4
Lab Sample ID: 480-199126-10
Matrix: Solid
Lab File ID: 6_111-016.D
Analysis Method: 8082A
Date Collected: 06/16/2022 12:00
Extraction Method: 3550C
Date Extracted: 06/21/2022 15:47
Sample wt/vol: 2.76(g)
Date Analyzed: 06/22/2022 19:47
Con. Extract Vol.: 10(mL)
Dilution Factor: 1
Injection Volume: 1(uL)
GC Column: ZB-35 ID: 0.53(mm)
% Moisture: 14.0 % Solids: 86.0
GPC Cleanup:(Y/N) N
Cleanup Factor:
Analysis Batch No.: 631138
Units: mg/Kg

CAS NO.	COMPOUND NAME	RESULT	Q	RL	MDL
12674-11-2	PCB-1016	0.21	U	0.21	0.041
11104-28-2	PCB-1221	0.21	U	0.21	0.041
11141-16-5	PCB-1232	0.21	U	0.21	0.041
53469-21-9	PCB-1242	0.21	U	0.21	0.041
12672-29-6	PCB-1248	0.21	U	0.21	0.041
11097-69-1	PCB-1254	0.21	U	0.21	0.099
11096-82-5	PCB-1260	0.21	U	0.21	0.099

CAS NO.	SURROGATE	%REC	Q	LIMITS
2051-24-3	DCB Decachlorobiphenyl	120		65-174
877-09-8	Tetrachloro-m-xylene	116		60-154

FORM I
PCBS ORGANICS ANALYSIS DATA SHEET

Lab Name: Eurofins Buffalo
Job No.: 480-199126-1
SDG No.:
Client Sample ID: SD 4
Lab Sample ID: 480-199126-11
Matrix: Solid
Lab File ID: 6_111-017.D
Analysis Method: 8082A
Date Collected: 06/16/2022 12:00
Extraction Method: 3550C
Date Extracted: 06/21/2022 15:47
Sample wt/vol: 2.30(g)
Date Analyzed: 06/22/2022 20:00
Con. Extract Vol.: 10(mL)
Dilution Factor: 1
Injection Volume: 1(uL)
GC Column: ZB-35 ID: 0.53(mm)
% Moisture: 17.2 % Solids: 82.8
GPC Cleanup:(Y/N) N
Cleanup Factor:
Analysis Batch No.: 631138
Units: mg/Kg

CAS NO.	COMPOUND NAME	RESULT	Q	RL	MDL
12674-11-2	PCB-1016	0.26	U	0.26	0.051
11104-28-2	PCB-1221	0.26	U	0.26	0.051
11141-16-5	PCB-1232	0.26	U	0.26	0.051
53469-21-9	PCB-1242	0.26	U	0.26	0.051
12672-29-6	PCB-1248	0.26	U	0.26	0.051
11097-69-1	PCB-1254	0.26	U	0.26	0.12
11096-82-5	PCB-1260	0.26	U	0.26	0.12

CAS NO.	SURROGATE	%REC	Q	LIMITS
2051-24-3	DCB Decachlorobiphenyl	109		65-174
877-09-8	Tetrachloro-m-xylene	115		60-154

METALS

No data validation qualifiers were added

MKP 7/20/2022

COVER PAGE
METALS

Lab Name: Eurofins Buffalo Job Number: 480-199126-1

SDG No.:

Project: Pilgrim Village Senior

Client Sample ID	Lab Sample ID
SA 1	480-199126-1
SA 2	480-199126-2
SA 3	480-199126-3
SA 4	480-199126-4
SA 5	480-199126-5
SA 6	480-199126-6
SA 7	480-199126-7
SA 8	480-199126-8
SA 9	480-199126-9
SE 4	480-199126-10
SD 4	480-199126-11

Comments:

1A-IN
INORGANIC ANALYSIS DATA SHEET
METALS

Client Sample ID: SA 1
Lab Sample ID: 480-199126-1
Lab Name: Eurofins Buffalo
Job No.: 480-199126-1
SDG ID.:
Matrix: Solid
Date Sampled: 06/16/2022 12:00
Reporting Basis: DRY
Date Received: 06/16/2022 16:01
% Solids: 85.3

CAS No.	Analyte	Result	RL	MDL	Units	C	Q	DIL	Method
7429-90-5	Aluminum	23800	11.5	5.1	mg/Kg			1	6010C
7440-36-0	Antimony	1.3	17.3	0.46	mg/Kg	J		1	6010C
7440-38-2	Arsenic	7.8	2.3	0.46	mg/Kg			1	6010C
7440-39-3	Barium	200	0.58	0.13	mg/Kg			1	6010C
7440-41-7	Beryllium	1.1	0.23	0.032	mg/Kg			1	6010C
7440-43-9	Cadmium	0.10	0.23	0.035	mg/Kg	J		1	6010C
7440-70-2	Calcium	31700	57.7	3.8	mg/Kg		B	1	6010C
7440-47-3	Chromium	29.3	0.58	0.23	mg/Kg			1	6010C
7440-48-4	Cobalt	16.7	0.58	0.058	mg/Kg			1	6010C
7440-50-8	Copper	24.2	1.2	0.24	mg/Kg			1	6010C
7439-89-6	Iron	28500	11.5	4.0	mg/Kg			1	6010C
7439-92-1	Lead	20.3	1.2	0.28	mg/Kg			1	6010C
7439-95-4	Magnesium	16300	23.1	1.1	mg/Kg			1	6010C
7439-96-5	Manganese	560	0.23	0.037	mg/Kg		B	1	6010C
7440-02-0	Nickel	34.1	5.8	0.27	mg/Kg			1	6010C
7440-02-0	Nickel	29.2	6.1	0.28	mg/Kg			1	6010C
7440-09-7	Potassium	6880	34.6	23.1	mg/Kg		B	1	6010C
7782-49-2	Selenium	4.6	4.6	0.46	mg/Kg	U		1	6010C
7440-22-4	Silver	0.69	0.69	0.23	mg/Kg	U		1	6010C
7440-23-5	Sodium	239	162	15.0	mg/Kg			1	6010C
7440-28-0	Thallium	6.9	6.9	0.35	mg/Kg	U		1	6010C
7440-62-2	Vanadium	48.4	0.58	0.13	mg/Kg			1	6010C
7440-66-6	Zinc	66.7	2.3	0.74	mg/Kg			1	6010C
7439-97-6	Mercury	0.021	0.024	0.0055	mg/Kg	J		1	7471B

1A-IN
INORGANIC ANALYSIS DATA SHEET
METALS

Client Sample ID: SA 2
Lab Sample ID: 480-199126-2
Lab Name: Eurofins Buffalo
Job No.: 480-199126-1
SDG ID.:
Matrix: Solid
Date Sampled: 06/16/2022 12:00
Reporting Basis: DRY
Date Received: 06/16/2022 16:01
% Solids: 86.4

CAS No.	Analyte	Result	RL	MDL	Units	C	Q	DIL	Method
7429-90-5	Aluminum	21700	11.9	5.2	mg/Kg			1	6010C
7440-36-0	Antimony	1.1	17.9	0.48	mg/Kg	J		1	6010C
7440-38-2	Arsenic	3.9	2.4	0.48	mg/Kg			1	6010C
7440-39-3	Barium	161	0.60	0.13	mg/Kg			1	6010C
7440-41-7	Beryllium	0.90	0.24	0.033	mg/Kg			1	6010C
7440-43-9	Cadmium	0.049	0.24	0.036	mg/Kg	J		1	6010C
7440-70-2	Calcium	32900	59.5	3.9	mg/Kg		B	1	6010C
7440-47-3	Chromium	26.8	0.60	0.24	mg/Kg			1	6010C
7440-48-4	Cobalt	10.2	0.60	0.060	mg/Kg			1	6010C
7440-50-8	Copper	16.6	1.2	0.25	mg/Kg			1	6010C
7439-89-6	Iron	22900	11.9	4.2	mg/Kg			1	6010C
7439-92-1	Lead	11.5	1.2	0.29	mg/Kg			1	6010C
7439-95-4	Magnesium	15700	23.8	1.1	mg/Kg			1	6010C
7439-96-5	Manganese	321	0.24	0.038	mg/Kg		B	1	6010C
7440-02-0	Nickel	26.8	6.0	0.27	mg/Kg			1	6010C
7440-09-7	Potassium	6840	35.7	23.8	mg/Kg		B	1	6010C
7782-49-2	Selenium	4.8	4.8	0.48	mg/Kg	U		1	6010C
7440-22-4	Silver	0.71	0.71	0.24	mg/Kg	U		1	6010C
7440-23-5	Sodium	255	167	15.5	mg/Kg			1	6010C
7440-28-0	Thallium	7.1	7.1	0.36	mg/Kg	U		1	6010C
7440-62-2	Vanadium	39.3	0.60	0.13	mg/Kg			1	6010C
7440-66-6	Zinc	65.0	2.4	0.76	mg/Kg			1	6010C
7439-97-6	Mercury	0.015	0.023	0.0053	mg/Kg	J		1	7471B

1A-IN
INORGANIC ANALYSIS DATA SHEET
METALS

Client Sample ID: SA 3
Lab Sample ID: 480-199126-3
Lab Name: Eurofins Buffalo
Job No.: 480-199126-1
SDG ID.:
Matrix: Solid
Date Sampled: 06/16/2022 12:00
Reporting Basis: DRY
Date Received: 06/16/2022 16:01
% Solids: 85.7

CAS No.	Analyte	Result	RL	MDL	Units	C	Q	DIL	Method
7429-90-5	Aluminum	22000	12.4	5.4	mg/Kg			1	6010C
7440-36-0	Antimony	1.5	18.6	0.49	mg/Kg	J		1	6010C
7440-38-2	Arsenic	5.9	2.5	0.49	mg/Kg			1	6010C
7440-39-3	Barium	150	0.62	0.14	mg/Kg			1	6010C
7440-41-7	Beryllium	0.96	0.25	0.035	mg/Kg			1	6010C
7440-43-9	Cadmium	0.14	0.25	0.037	mg/Kg	J		1	6010C
7440-70-2	Calcium	35300	61.9	4.1	mg/Kg		B	1	6010C
7440-47-3	Chromium	26.4	0.62	0.25	mg/Kg			1	6010C
7440-48-4	Cobalt	12.2	0.62	0.062	mg/Kg			1	6010C
7440-50-8	Copper	21.2	1.2	0.26	mg/Kg			1	6010C
7439-89-6	Iron	25100	12.4	4.3	mg/Kg			1	6010C
7439-92-1	Lead	18.7	1.2	0.30	mg/Kg			1	6010C
7439-95-4	Magnesium	17500	24.7	1.1	mg/Kg			1	6010C
7439-96-5	Manganese	411	0.25	0.040	mg/Kg		B	1	6010C
7440-02-0	Nickel	28.2	6.2	0.28	mg/Kg			1	6010C
7440-09-7	Potassium	7160	37.1	24.7	mg/Kg		B	1	6010C
7782-49-2	Selenium	4.9	4.9	0.49	mg/Kg	U		1	6010C
7440-22-4	Silver	0.74	0.74	0.25	mg/Kg	U		1	6010C
7440-23-5	Sodium	273	173	16.1	mg/Kg			1	6010C
7440-28-0	Thallium	7.4	7.4	0.37	mg/Kg	U		1	6010C
7440-62-2	Vanadium	42.6	0.62	0.14	mg/Kg			1	6010C
7440-66-6	Zinc	63.2	2.5	0.79	mg/Kg			1	6010C
7439-97-6	Mercury	0.017	0.023	0.0054	mg/Kg	J		1	7471B

1A-IN
INORGANIC ANALYSIS DATA SHEET
METALS

Client Sample ID: SA 4
Lab Sample ID: 480-199126-4
Lab Name: Eurofins Buffalo
Job No.: 480-199126-1
SDG ID.:
Matrix: Solid
Date Sampled: 06/16/2022 12:00
Reporting Basis: DRY
Date Received: 06/16/2022 16:01
% Solids: 84.2

CAS No.	Analyte	Result	RL	MDL	Units	C	Q	DIL	Method
7429-90-5	Aluminum	21300	11.9	5.2	mg/Kg			1	6010C
7440-36-0	Antimony	1.3	17.8	0.47	mg/Kg	J		1	6010C
7440-38-2	Arsenic	3.8	2.4	0.47	mg/Kg			1	6010C
7440-39-3	Barium	199	0.59	0.13	mg/Kg			1	6010C
7440-41-7	Beryllium	0.87	0.24	0.033	mg/Kg			1	6010C
7440-43-9	Cadmium	0.11	0.24	0.036	mg/Kg	J		1	6010C
7440-70-2	Calcium	41600	59.3	3.9	mg/Kg		B	1	6010C
7440-47-3	Chromium	25.7	0.59	0.24	mg/Kg			1	6010C
7440-48-4	Cobalt	10.3	0.59	0.059	mg/Kg			1	6010C
7440-50-8	Copper	14.8	1.2	0.25	mg/Kg			1	6010C
7439-89-6	Iron	20900	11.9	4.1	mg/Kg			1	6010C
7439-92-1	Lead	13.6	1.2	0.28	mg/Kg			1	6010C
7439-95-4	Magnesium	17500	23.7	1.1	mg/Kg			1	6010C
7439-96-5	Manganese	474	0.24	0.038	mg/Kg		B	1	6010C
7440-02-0	Nickel	26.1	5.9	0.27	mg/Kg			1	6010C
7440-09-7	Potassium	6860	35.6	23.7	mg/Kg		B	1	6010C
7782-49-2	Selenium	4.7	4.7	0.47	mg/Kg	U		1	6010C
7440-22-4	Silver	0.71	0.71	0.24	mg/Kg	U		1	6010C
7440-23-5	Sodium	265	166	15.4	mg/Kg			1	6010C
7440-28-0	Thallium	7.1	7.1	0.36	mg/Kg	U		1	6010C
7440-62-2	Vanadium	38.7	0.59	0.13	mg/Kg			1	6010C
7440-66-6	Zinc	57.3	2.4	0.76	mg/Kg			1	6010C
7439-97-6	Mercury	0.019	0.024	0.0056	mg/Kg	J		1	7471B

1A-IN
INORGANIC ANALYSIS DATA SHEET
METALS

Client Sample ID: SA 5
Lab Sample ID: 480-199126-5
Lab Name: Eurofins Buffalo
Job No.: 480-199126-1
SDG ID.:
Matrix: Solid
Date Sampled: 06/16/2022 12:00
Reporting Basis: DRY
Date Received: 06/16/2022 16:01
% Solids: 85.6

CAS No.	Analyte	Result	RL	MDL	Units	C	Q	DIL	Method
7429-90-5	Aluminum	21800	12.0	5.3	mg/Kg			1	6010C
7440-36-0	Antimony	1.9	18.0	0.48	mg/Kg	J		1	6010C
7440-38-2	Arsenic	8.7	2.4	0.48	mg/Kg			1	6010C
7440-39-3	Barium	156	0.60	0.13	mg/Kg			1	6010C
7440-41-7	Beryllium	0.96	0.24	0.034	mg/Kg			1	6010C
7440-43-9	Cadmium	0.060	0.24	0.036	mg/Kg	J		1	6010C
7440-70-2	Calcium	29000	59.9	4.0	mg/Kg		B	1	6010C
7440-47-3	Chromium	27.1	0.60	0.24	mg/Kg			1	6010C
7440-48-4	Cobalt	12.6	0.60	0.060	mg/Kg			1	6010C
7440-50-8	Copper	20.5	1.2	0.25	mg/Kg			1	6010C
7439-89-6	Iron	25800	12.0	4.2	mg/Kg			1	6010C
7439-92-1	Lead	23.9	1.2	0.29	mg/Kg			1	6010C
7439-95-4	Magnesium	14200	24.0	1.1	mg/Kg			1	6010C
7439-96-5	Manganese	389	0.24	0.038	mg/Kg		B	1	6010C
7440-02-0	Nickel	30.6	6.0	0.28	mg/Kg			1	6010C
7440-02-0	Nickel	24.8	5.7	0.26	mg/Kg			1	6010C
7440-09-7	Potassium	6710	36.0	24.0	mg/Kg		B	1	6010C
7782-49-2	Selenium	4.8	4.8	0.48	mg/Kg	U		1	6010C
7440-22-4	Silver	0.72	0.72	0.24	mg/Kg	U		1	6010C
7440-23-5	Sodium	240	168	15.6	mg/Kg			1	6010C
7440-28-0	Thallium	7.2	7.2	0.36	mg/Kg	U		1	6010C
7440-62-2	Vanadium	42.2	0.60	0.13	mg/Kg			1	6010C
7440-66-6	Zinc	66.5	2.4	0.77	mg/Kg			1	6010C
7439-97-6	Mercury	0.017	0.023	0.0053	mg/Kg	J		1	7471B

1A-IN
INORGANIC ANALYSIS DATA SHEET
METALS

Client Sample ID: SA 6
Lab Sample ID: 480-199126-6
Lab Name: Eurofins Buffalo
Job No.: 480-199126-1
SDG ID.:
Matrix: Solid
Date Sampled: 06/16/2022 12:00
Reporting Basis: DRY
Date Received: 06/16/2022 16:01
% Solids: 85.5

CAS No.	Analyte	Result	RL	MDL	Units	C	Q	DIL	Method
7429-90-5	Aluminum	22600	11.3	5.0	mg/Kg			1	6010C
7440-36-0	Antimony	1.4	16.9	0.45	mg/Kg	J		1	6010C
7440-38-2	Arsenic	9.0	2.3	0.45	mg/Kg			1	6010C
7440-39-3	Barium	249	0.56	0.12	mg/Kg			1	6010C
7440-41-7	Beryllium	0.99	0.23	0.032	mg/Kg			1	6010C
7440-43-9	Cadmium	0.045	0.23	0.034	mg/Kg	J		1	6010C
7440-70-2	Calcium	33200	56.3	3.7	mg/Kg		B	1	6010C
7440-47-3	Chromium	27.7	0.56	0.23	mg/Kg			1	6010C
7440-48-4	Cobalt	19.5	0.56	0.056	mg/Kg			1	6010C
7440-50-8	Copper	18.7	1.1	0.24	mg/Kg			1	6010C
7439-89-6	Iron	28100	11.3	3.9	mg/Kg			1	6010C
7439-92-1	Lead	15.9	1.1	0.27	mg/Kg			1	6010C
7439-95-4	Magnesium	14800	22.5	1.0	mg/Kg			1	6010C
7439-96-5	Manganese	672	0.23	0.036	mg/Kg		B	1	6010C
7440-02-0	Nickel	32.1	5.6	0.26	mg/Kg			1	6010C
7440-02-0	Nickel	28.8	5.9	0.27	mg/Kg			1	6010C
7440-09-7	Potassium	7210	33.8	22.5	mg/Kg		B	1	6010C
7782-49-2	Selenium	4.5	4.5	0.45	mg/Kg	U		1	6010C
7440-22-4	Silver	0.68	0.68	0.23	mg/Kg	U		1	6010C
7440-23-5	Sodium	247	158	14.6	mg/Kg			1	6010C
7440-28-0	Thallium	6.8	6.8	0.34	mg/Kg	U		1	6010C
7440-62-2	Vanadium	44.7	0.56	0.12	mg/Kg			1	6010C
7440-66-6	Zinc	60.3	2.3	0.72	mg/Kg			1	6010C
7439-97-6	Mercury	0.012	0.024	0.0054	mg/Kg	J		1	7471B

1A-IN
INORGANIC ANALYSIS DATA SHEET
METALS

Client Sample ID: SA 7
Lab Sample ID: 480-199126-7
Lab Name: Eurofins Buffalo
Job No.: 480-199126-1
SDG ID.:
Matrix: Solid
Date Sampled: 06/16/2022 12:00
Reporting Basis: DRY
Date Received: 06/16/2022 16:01
% Solids: 82.6

CAS No.	Analyte	Result	RL	MDL	Units	C	Q	DIL	Method
7429-90-5	Aluminum	21200	11.7	5.2	mg/Kg			1	6010C
7440-36-0	Antimony	1.8	17.6	0.47	mg/Kg	J		1	6010C
7440-38-2	Arsenic	9.9	2.3	0.47	mg/Kg			1	6010C
7440-39-3	Barium	189	0.59	0.13	mg/Kg			1	6010C
7440-41-7	Beryllium	0.95	0.23	0.033	mg/Kg			1	6010C
7440-43-9	Cadmium	0.10	0.23	0.035	mg/Kg	J		1	6010C
7440-70-2	Calcium	37500	58.6	3.9	mg/Kg		B	1	6010C
7440-47-3	Chromium	26.1	0.59	0.23	mg/Kg			1	6010C
7440-48-4	Cobalt	13.8	0.59	0.059	mg/Kg			1	6010C
7440-50-8	Copper	19.1	1.2	0.25	mg/Kg			1	6010C
7439-89-6	Iron	27800	11.7	4.1	mg/Kg			1	6010C
7439-92-1	Lead	17.7	1.2	0.28	mg/Kg			1	6010C
7439-95-4	Magnesium	18400	23.4	1.1	mg/Kg			1	6010C
7439-96-5	Manganese	559	0.23	0.037	mg/Kg		B	1	6010C
7440-02-0	Nickel	30.3	5.9	0.27	mg/Kg			1	6010C
7440-02-0	Nickel	34.0	6.3	0.29	mg/Kg			1	6010C
7440-09-7	Potassium	6590	35.1	23.4	mg/Kg		B	1	6010C
7782-49-2	Selenium	4.7	4.7	0.47	mg/Kg	U		1	6010C
7440-22-4	Silver	0.70	0.70	0.23	mg/Kg	U		1	6010C
7440-23-5	Sodium	252	164	15.2	mg/Kg			1	6010C
7440-28-0	Thallium	7.0	7.0	0.35	mg/Kg	U		1	6010C
7440-62-2	Vanadium	42.9	0.59	0.13	mg/Kg			1	6010C
7440-66-6	Zinc	61.2	2.3	0.75	mg/Kg			1	6010C
7439-97-6	Mercury	0.014	0.025	0.0057	mg/Kg	J		1	7471B

1A-IN
INORGANIC ANALYSIS DATA SHEET
METALS

Client Sample ID: SA 8
Lab Sample ID: 480-199126-8
Lab Name: Eurofins Buffalo
Job No.: 480-199126-1
SDG ID.:
Matrix: Solid
Date Sampled: 06/16/2022 12:00
Reporting Basis: DRY
Date Received: 06/16/2022 16:01
% Solids: 86.1

CAS No.	Analyte	Result	RL	MDL	Units	C	Q	DIL	Method
7429-90-5	Aluminum	22700	11.2	4.9	mg/Kg			1	6010C
7440-36-0	Antimony	1.7	16.8	0.45	mg/Kg	J		1	6010C
7440-38-2	Arsenic	7.0	2.2	0.45	mg/Kg			1	6010C
7440-39-3	Barium	168	0.56	0.12	mg/Kg			1	6010C
7440-41-7	Beryllium	1.0	0.22	0.031	mg/Kg			1	6010C
7440-43-9	Cadmium	0.11	0.22	0.034	mg/Kg	J		1	6010C
7440-70-2	Calcium	32300	56.0	3.7	mg/Kg		B	1	6010C
7440-47-3	Chromium	28.3	0.56	0.22	mg/Kg			1	6010C
7440-48-4	Cobalt	12.9	0.56	0.056	mg/Kg			1	6010C
7440-50-8	Copper	21.2	1.1	0.24	mg/Kg			1	6010C
7439-89-6	Iron	27700	11.2	3.9	mg/Kg			1	6010C
7439-92-1	Lead	17.0	1.1	0.27	mg/Kg			1	6010C
7439-95-4	Magnesium	15800	22.4	1.0	mg/Kg			1	6010C
7439-96-5	Manganese	384	0.22	0.036	mg/Kg		B	1	6010C
7440-02-0	Nickel	31.7	5.6	0.26	mg/Kg			1	6010C
7440-02-0	Nickel	30.3	6.0	0.28	mg/Kg			1	6010C
7440-09-7	Potassium	7140	33.6	22.4	mg/Kg		B	1	6010C
7782-49-2	Selenium	4.5	4.5	0.45	mg/Kg	U		1	6010C
7440-22-4	Silver	0.67	0.67	0.22	mg/Kg	U		1	6010C
7440-23-5	Sodium	250	157	14.6	mg/Kg			1	6010C
7440-28-0	Thallium	6.7	6.7	0.34	mg/Kg	U		1	6010C
7440-62-2	Vanadium	44.6	0.56	0.12	mg/Kg			1	6010C
7440-66-6	Zinc	64.5	2.2	0.72	mg/Kg			1	6010C
7439-97-6	Mercury	0.017	0.024	0.0055	mg/Kg	J		1	7471B

1A-IN
INORGANIC ANALYSIS DATA SHEET
METALS

Client Sample ID: SA 9
Lab Sample ID: 480-199126-9
Lab Name: Eurofins Buffalo
Job No.: 480-199126-1
SDG ID.:
Matrix: Solid
Date Sampled: 06/16/2022 12:00
Reporting Basis: DRY
Date Received: 06/16/2022 16:01
% Solids: 85.3

CAS No.	Analyte	Result	RL	MDL	Units	C	Q	DIL	Method
7429-90-5	Aluminum	22900	11.3	5.0	mg/Kg			1	6010C
7440-36-0	Antimony	1.6	16.9	0.45	mg/Kg	J		1	6010C
7440-38-2	Arsenic	7.3	2.3	0.45	mg/Kg			1	6010C
7440-39-3	Barium	153	0.56	0.12	mg/Kg			1	6010C
7440-41-7	Beryllium	0.96	0.23	0.032	mg/Kg			1	6010C
7440-43-9	Cadmium	0.082	0.23	0.034	mg/Kg	J		1	6010C
7440-70-2	Calcium	37300	56.3	3.7	mg/Kg		B	1	6010C
7440-47-3	Chromium	28.2	0.56	0.23	mg/Kg			1	6010C
7440-48-4	Cobalt	13.5	0.56	0.056	mg/Kg			1	6010C
7440-50-8	Copper	19.5	1.1	0.24	mg/Kg			1	6010C
7439-89-6	Iron	24300	11.3	3.9	mg/Kg			1	6010C
7439-92-1	Lead	13.7	1.1	0.27	mg/Kg			1	6010C
7439-95-4	Magnesium	16600	22.5	1.0	mg/Kg			1	6010C
7439-96-5	Manganese	453	0.23	0.036	mg/Kg		B	1	6010C
7440-02-0	Nickel	30.6	5.6	0.26	mg/Kg			1	6010C
7440-02-0	Nickel	31.3	5.6	0.26	mg/Kg			1	6010C
7440-09-7	Potassium	7340	33.8	22.5	mg/Kg		B	1	6010C
7782-49-2	Selenium	4.5	4.5	0.45	mg/Kg	U		1	6010C
7440-22-4	Silver	0.68	0.68	0.23	mg/Kg	U		1	6010C
7440-23-5	Sodium	281	158	14.6	mg/Kg			1	6010C
7440-28-0	Thallium	6.8	6.8	0.34	mg/Kg	U		1	6010C
7440-62-2	Vanadium	43.6	0.56	0.12	mg/Kg			1	6010C
7440-66-6	Zinc	63.0	2.3	0.72	mg/Kg			1	6010C
7439-97-6	Mercury	0.011	0.022	0.0051	mg/Kg	J		1	7471B

1A-IN
INORGANIC ANALYSIS DATA SHEET
METALS

Client Sample ID: SE 4
Lab Sample ID: 480-199126-10
Lab Name: Eurofins Buffalo
Job No.: 480-199126-1
SDG ID.:
Matrix: Solid
Date Sampled: 06/16/2022 12:00
Reporting Basis: DRY
Date Received: 06/16/2022 16:01
% Solids: 86.0

CAS No.	Analyte	Result	RL	MDL	Units	C	Q	DIL	Method
7429-90-5	Aluminum	3970	11.6	5.1	mg/Kg			1	6010C
7440-36-0	Antimony	17.3	17.3	0.46	mg/Kg	U		1	6010C
7440-38-2	Arsenic	2.0	2.3	0.46	mg/Kg	J		1	6010C
7440-39-3	Barium	24.1	0.58	0.13	mg/Kg			1	6010C
7440-41-7	Beryllium	0.18	0.23	0.032	mg/Kg	J		1	6010C
7440-43-9	Cadmium	0.15	0.23	0.035	mg/Kg	J		1	6010C
7440-70-2	Calcium	62300	57.8	3.8	mg/Kg		B	1	6010C
7440-47-3	Chromium	5.7	0.58	0.23	mg/Kg			1	6010C
7440-48-4	Cobalt	2.1	0.58	0.058	mg/Kg			1	6010C
7440-50-8	Copper	6.0	1.2	0.24	mg/Kg			1	6010C
7439-89-6	Iron	7400	11.6	4.0	mg/Kg			1	6010C
7439-92-1	Lead	8.0	1.2	0.28	mg/Kg			1	6010C
7439-95-4	Magnesium	28500	23.1	1.1	mg/Kg			1	6010C
7439-96-5	Manganese	264	0.23	0.037	mg/Kg		B	1	6010C
7440-02-0	Nickel	4.6	5.8	0.27	mg/Kg	J		1	6010C
7440-09-7	Potassium	1300	34.7	23.1	mg/Kg		B	1	6010C
7782-49-2	Selenium	4.6	4.6	0.46	mg/Kg	U		1	6010C
7440-22-4	Silver	0.69	0.69	0.23	mg/Kg	U		1	6010C
7440-23-5	Sodium	226	162	15.0	mg/Kg			1	6010C
7440-28-0	Thallium	6.9	6.9	0.35	mg/Kg	U		1	6010C
7440-62-2	Vanadium	11.8	0.58	0.13	mg/Kg			1	6010C
7440-66-6	Zinc	47.4	2.3	0.74	mg/Kg			1	6010C
7439-97-6	Mercury	0.0093	0.022	0.0051	mg/Kg	J		1	7471B

1A-IN
INORGANIC ANALYSIS DATA SHEET
METALS

Client Sample ID: SD 4
Lab Sample ID: 480-199126-11
Lab Name: Eurofins Buffalo
Job No.: 480-199126-1
SDG ID.:
Matrix: Solid
Date Sampled: 06/16/2022 12:00
Reporting Basis: DRY
Date Received: 06/16/2022 16:01
% Solids: 82.8

CAS No.	Analyte	Result	RL	MDL	Units	C	Q	DIL	Method
7429-90-5	Aluminum	6520	12.2	5.4	mg/Kg			1	6010C
7440-36-0	Antimony	0.77	18.3	0.49	mg/Kg	J		1	6010C
7440-38-2	Arsenic	2.1	2.4	0.49	mg/Kg	J		1	6010C
7440-39-3	Barium	54.2	0.61	0.13	mg/Kg			1	6010C
7440-41-7	Beryllium	0.29	0.24	0.034	mg/Kg			1	6010C
7440-43-9	Cadmium	0.21	0.24	0.037	mg/Kg	J		1	6010C
7440-70-2	Calcium	60300	61.1	4.0	mg/Kg		B	1	6010C
7440-47-3	Chromium	8.6	0.61	0.24	mg/Kg			1	6010C
7440-48-4	Cobalt	4.9	0.61	0.061	mg/Kg			1	6010C
7440-50-8	Copper	7.8	1.2	0.26	mg/Kg			1	6010C
7439-89-6	Iron	9590	12.2	4.3	mg/Kg			1	6010C
7439-92-1	Lead	11.4	1.2	0.29	mg/Kg			1	6010C
7439-95-4	Magnesium	26900	24.4	1.1	mg/Kg			1	6010C
7439-96-5	Manganese	400	0.24	0.039	mg/Kg		B	1	6010C
7440-02-0	Nickel	8.7	6.1	0.28	mg/Kg			1	6010C
7440-09-7	Potassium	2230	36.7	24.4	mg/Kg		B	1	6010C
7782-49-2	Selenium	4.9	4.9	0.49	mg/Kg	U		1	6010C
7440-22-4	Silver	0.73	0.73	0.24	mg/Kg	U		1	6010C
7440-23-5	Sodium	223	171	15.9	mg/Kg			1	6010C
7440-28-0	Thallium	7.3	7.3	0.37	mg/Kg	U		1	6010C
7440-62-2	Vanadium	16.5	0.61	0.13	mg/Kg			1	6010C
7440-66-6	Zinc	65.6	2.4	0.78	mg/Kg			1	6010C
7439-97-6	Mercury	0.011	0.025	0.0058	mg/Kg	J		1	7471B

GENERAL CHEMISTRY

No data validation qualifiers were added

MKP 7/20/2022

COVER PAGE
GENERAL CHEMISTRY

Lab Name: Eurofins Buffalo Job Number: 480-199126-1

SDG No.:

Project: Pilgrim Village Senior

Client Sample ID	Lab Sample ID
SA 1	480-199126-1
SA 2	480-199126-2
SA 3	480-199126-3
SA 4	480-199126-4
SA 5	480-199126-5
SA 6	480-199126-6
SA 7	480-199126-7
SA 8	480-199126-8
SA 9	480-199126-9
SE 4	480-199126-10
SD 4	480-199126-11

Comments:

General Chemistry Raw Data Report

Job ID: 480-199126-1

Batch: 630568 **Analyst Initials: IMZ**

Method: Moisture **Instrument: No Equipment Used for this Test**

Lab Sample ID: 480-199126-A-1 — Analysis Date: Jun 17, 2022 15:54

Analyte	Detector	Dilution	Raw Result	Unit
Percent Moisture	None	1	14.6569646569646	%
Percent Solids	None	1	85.3430353430354	%

Lab Sample ID: 480-199126-A-2 — Analysis Date: Jun 17, 2022 15:54

Analyte	Detector	Dilution	Raw Result	Unit
Percent Moisture	None	1	13.6212624584717	%
Percent Solids	None	1	86.3787375415283	%

Lab Sample ID: 480-199126-A-3 — Analysis Date: Jun 17, 2022 15:54

Analyte	Detector	Dilution	Raw Result	Unit
Percent Moisture	None	1	14.2857142857143	%
Percent Solids	None	1	85.7142857142857	%

Lab Sample ID: 480-199126-A-4 — Analysis Date: Jun 17, 2022 15:54

Analyte	Detector	Dilution	Raw Result	Unit
Percent Moisture	None	1	15.7980456026059	%
Percent Solids	None	1	84.2019543973941	%

Lab Sample ID: 480-199126-A-5 — Analysis Date: Jun 17, 2022 15:54

Analyte	Detector	Dilution	Raw Result	Unit
Percent Moisture	None	1	14.3805309734513	%
Percent Solids	None	1	85.6194690265487	%

Lab Sample ID: 480-199126-A-6 — Analysis Date: Jun 17, 2022 15:54

Analyte	Detector	Dilution	Raw Result	Unit
Percent Moisture	None	1	14.4516129032258	%
Percent Solids	None	1	85.5483870967742	%

Lab Sample ID: 480-199126-A-7 — Analysis Date: Jun 17, 2022 15:54

Analyte	Detector	Dilution	Raw Result	Unit
Percent Moisture	None	1	17.3829990448902	%
Percent Solids	None	1	82.6170009551098	%

Lab Sample ID: 480-199126-A-8 — Analysis Date: Jun 17, 2022 15:54

Analyte	Detector	Dilution	Raw Result	Unit
Percent Moisture	None	1	13.8705416116248	%
Percent Solids	None	1	86.1294583883752	%

Lab Sample ID: 480-199126-A-9 — Analysis Date: Jun 17, 2022 15:54

Analyte	Detector	Dilution	Raw Result	Unit
Percent Moisture	None	1	14.663143989432	%
Percent Solids	None	1	85.336856010568	%

General Chemistry Raw Data Report

Job ID: 480-199126-1

Batch: 630568 (Continued) **Analyst Initials: IMZ**

Method: Moisture **Instrument: No Equipment Used for this Test**

Lab Sample ID: 480-199126-A-10 **Analysis Date: Jun 17, 2022 15:54**

Analyte	Detector	Dilution	Raw Result	Unit
Percent Moisture	None	1	14.0386571719227	%
Percent Solids	None	1	85.9613428280773	%

Lab Sample ID: 480-199126-A-11 **Analysis Date: Jun 17, 2022 15:54**

Analyte	Detector	Dilution	Raw Result	Unit
Percent Moisture	None	1	17.2027972027972	%
Percent Solids	None	1	82.7972027972028	%

Appendix B

Laboratory QC Documentation

FORM VII
GC/MS SEMI VOA CONTINUING CALIBRATION DATA

Lab Name: Eurofins Buffalo Job No.: 480-199126-1

SDG No.:

Lab Sample ID: CCVIS 480-631145/3 Calibration Date: 06/22/2022 14:01

Instrument ID: HP5973V Calib Start Date: 06/09/2022 17:18

GC Column: RXI-5Sil MS ID: 0.25(mm) Calib End Date: 06/09/2022 20:08

Lab File ID: V3158528.d Conc. Units: ug/L

ANALYTE	CURVE TYPE	AVE RRF	RRF	MIN RRF	CALC AMOUNT	SPIKE AMOUNT	%D	MAX %D
1,4-Dioxane	Lin2		0.6849	0.0100	54700	50000	9.3	20.0
N-Nitrosodimethylamine	Ave	0.9296	0.9910	0.0100	53300	50000	6.6	50.0
Pyridine	Lin2		0.8908	0.0100	108000	100000	7.6	50.0
Benzaldehyde	Lin2		1.252	0.0100	49500	50000	-1.0	50.0
Aniline	Ave	2.407	2.488	0.0100	51700	50000	3.4	20.0
Phenol	Ave	2.097	2.116	0.8000	50400	50000	0.9	20.0
Bis(2-chloroethyl)ether	Lin2		1.570	0.7000	53200	50000	6.4	20.0
2-Chlorophenol	Ave	1.384	1.423	0.8000	51400	50000	2.8	20.0
n-Decane	Ave	1.639	1.771	0.0100	54100	50000	8.1	20.0
1,3-Dichlorobenzene	Ave	1.592	1.611	0.0100	50600	50000	1.2	20.0
1,4-Dichlorobenzene	Ave	1.543	1.679	0.0100	54400	50000	8.8	20.0
Benzyl alcohol	Ave	0.9774	1.016	0.0100	52000	50000	3.9	20.0
1,2-Dichlorobenzene	Ave	1.472	1.522	0.0100	51700	50000	3.4	20.0
Indene	Ave	0.7085	0.7488	0.0100	159000	150000	5.7	20.0
2-Methylphenol	Ave	1.370	1.366	0.7000	49800	50000	-0.3	20.0
bis (2-chloroisopropyl) ether	Ave	1.445	1.476	0.0100	51100	50000	2.2	20.0
Acetophenone	Ave	2.032	2.034	0.0100	50000	50000	0.0	20.0
N-Nitrosodi-n-propylamine	Ave	1.049	1.121	0.5000	53400	50000	6.9	20.0
4-Methylphenol	Ave	1.396	1.418	0.6000	50800	50000	1.5	20.0
Hexachloroethane	Ave	0.6271	0.6685	0.3000	53300	50000	6.6	20.0
Nitrobenzene	Ave	0.4171	0.4383	0.2000	52500	50000	5.1	20.0
Isophorone	Ave	0.7487	0.7565	0.4000	50500	50000	1.0	20.0
2-Nitrophenol	Lin2		0.1916	0.1000	49400	50000	-1.2	20.0
2,4-Dimethylphenol	Lin2		0.4226	0.2000	51800	50000	3.6	20.0
Bis(2-chloroethoxy)methane	Ave	0.4613	0.4588	0.3000	49700	50000	-0.5	20.0
2,4-Dichlorophenol	Ave	0.2828	0.2693	0.2000	47600	50000	-4.7	20.0
Benzoic acid	Lin1		0.2501	0.0100	154000	150000	2.6	50.0
1,2,4-Trichlorobenzene	Lin2		0.3244	0.0100	50100	50000	0.2	20.0
Naphthalene	Lin2		1.037	0.7000	50400	50000	0.7	20.0
4-Chloroaniline	Ave	0.4381	0.4240	0.0100	48400	50000	-3.2	20.0
2,6-Dichlorophenol	Ave	0.2761	0.2729	0.0100	49400	50000	-1.1	20.0
Hexachlorobutadiene	Ave	0.1886	0.1915	0.0100	50800	50000	1.6	20.0
Caprolactam	Lin2		0.0819	0.0100	36600	50000	-26.9	50.0
4-Chloro-3-methylphenol	Lin2		0.3159	0.2000	46400	50000	-7.2	20.0
2-Methylnaphthalene	Ave	0.6986	0.6821	0.4000	48800	50000	-2.3	20.0
1-Methylnaphthalene	Ave	0.6480	0.6420	0.0100	49500	50000	-0.9	20.0
Hexachlorocyclopentadiene	Lin1		0.3600	0.0500	52200	50000	4.3	20.0
1,2,4,5-Tetrachlorobenzene	Ave	0.5631	0.5796	0.0100	51500	50000	2.9	20.0
2,4,6-Trichlorophenol	Lin2		0.3754	0.2000	52100	50000	4.2	20.0
2,4,5-Trichlorophenol	Lin2		0.3852	0.2000	50200	50000	0.5	20.0

FORM X
IDENTIFICATION SUMMARY

Lab Name: Eurofins Buffalo Job No.: 480-199126-1

SDG No.:

Client Sample ID: SA 8 Lab Sample ID: 480-199126-8

Instrument ID (1): HP6890-25 Instrument ID (2): HP6890-25

Date Analyzed (1): 06/22/2022 18:37 Date Analyzed (2): 06/22/2022 18:37

GC Column (1): RTX-CLPI ID: 0.53(mm) GC Column (2): RTX-CLPII ID: 0.53(mm)

ANALYTE	COL	PEAK	RT	RT WINDOW		CONCENTRATION		RPD
				FROM	TO	PEAK	MEAN	
Methoxychlor	1		6.04	6.02	6.08	0.55		34.0
	2		7.28	7.22	7.28	0.39		

FORM X 8081B

3-IN
METHOD BLANK
METALS

Lab Name: Eurofins Buffalo Job No.: 480-199126-1

SDG No.:

Concentration Units: mg/Kg Lab Sample ID: MB 480-630974/1-A

Instrument Code: ICAP1 Batch No.: 631390

CAS No.	Analyte	Concentration	C	Q	Method
7429-90-5	Aluminum	10.4	U		6010C
7440-36-0	Antimony	15.6	U		6010C
7440-38-2	Arsenic	2.1	U		6010C
7440-39-3	Barium	0.52	U		6010C
7440-41-7	Beryllium	0.21	U		6010C
7440-43-9	Cadmium	0.21	U		6010C
7440-70-2	Calcium	5.32	J		6010C
7440-47-3	Chromium	0.52	U		6010C
7440-48-4	Cobalt	0.52	U		6010C
7440-50-8	Copper	1.0	U		6010C
7439-89-6	Iron	10.4	U		6010C
7439-92-1	Lead	1.0	U		6010C
7439-95-4	Magnesium	20.8	U		6010C
7439-96-5	Manganese	1.87			6010C
7440-02-0	Nickel	5.2	U		6010C
7440-09-7	Potassium	49.23			6010C
7782-49-2	Selenium	4.2	U		6010C
7440-22-4	Silver	0.62	U		6010C
7440-23-5	Sodium	145	U		6010C
7440-28-0	Thallium	6.2	U		6010C
7440-62-2	Vanadium	0.52	U		6010C
7440-66-6	Zinc	2.1	U		6010C

Appendix C

Validator Qualifications

KENNETH R. APPLIN
Geochemist/Data Validator

Ph.D., Geochemistry and Mineralogy, The Pennsylvania State University

M.S., Geochemistry and Mineralogy, The Pennsylvania State University

B.A., Geological Sciences, SUNY at Geneseo, NY

Dr. Applin has over 35 years of experience working with the geochemistry of natural waters. His prior experience includes working as an Assistant Professor of Geology at the University of Missouri-Columbia and as Chief Hydrogeologist and Geochemist with a leading engineering firm in Rochester, NY. In 1993, he established KR Applin and Associates, a small consulting business that focuses on the geochemistry of natural waters, especially as applied to problems involving the contamination of groundwater and surface water.

Dr. Applin is also an experienced analytical data validator and has provided data validation services since 1994 to a variety of clients performing brownfield cleanup projects, hazardous waste remediation, groundwater monitoring at solid waste facilities, and other projects requiring third-party data validation. Dr. Applin has several years of hands-on experience with the laboratory analysis of natural waters and has successfully completed the USEPA Region II certification courses for performing inorganic and organic analytical data validation.

MICHAEL K. PERRY
Chemist/Data Validator

B.S. Chemistry, Georgia State University, Atlanta, GA

A.A.S., Chemical Technology, Alfred State College, Alfred, NY

Mr. Perry has over 30 years of experience in the analytical laboratory business. During his early career, he spent several years as a laboratory analyst performing the analysis of soil, water, and air samples for inorganic and organic chemical parameters. During his last 20 years in the environmental laboratory business, he managed and directed two major analytical laboratories in Rochester, NY. His management responsibilities included oversight of the daily operations of the lab, staff training and supervision, the selection, purchase, and maintenance of analytical instruments, the introduction of new laboratory methods, analytical quality assurance and quality control, data acquisition and management, and other business-related activities.

Mr. Perry has an extensive working knowledge of the methods and procedures used for sampling and analyzing both inorganic and organic analytes in soil, water, and air. He is an accomplished laboratory chemist and is familiar with the analytical methods and procedures established under the USEPA Contract Laboratory Protocols (CLP), the NYSDEC Analytical Services Protocols (ASP), and the NYSDOH Environmental Laboratory Approval Program (ELAP).

DATA USABILITY SUMMARY REPORT (DUSR)

Pilgrim Village Senior
951 Ellicott St.
Buffalo, NY 14209
NYSDEC BCP # C915363

SDG: J200152-1
10 soil samples

Prepared for:

BE3 Corp.
960 Busti Avenue
Suite 150-B
Buffalo, NY 14213
Attention: Dalton Stack

August 2022

EDU *Environmental Data Usability 10028 Deer Park Dr. Dansville, NY 14437 585-991-9156*

Table of Contents

Page No.

REVIEWER'S NARRATIVE

1.0 SUMMARY 1

2.0 INTRODUCTION 1

3.0 SAMPLE AND ANALYSIS SUMMARY 2

4.0 GUIDANCE DOCUMENTS AND DATA REVIEW CRITERIA 2

5.0 DATA VALIDATION QUALIFIERS 3

6.0 RESULTS OF THE DATA REVIEW 4

7.0 TOTAL USABLE DATA 4

APPENDIX A Validated Analytical Results
APPENDIX B Laboratory QC Documentation
APPENDIX C Validator Qualifications

Tables

Table 4-1 Data Validation Guidance Documents
Table 4-2 Quality Control Criteria for Validating Laboratory Analytical Data

Summaries of Validated Results
Table 6-1 VOCs
Table 6-2 SVOCs
Table 6-3 Pesticides
Table 6-4 PCBs
Table 6-5 Metals

REVIEWER'S NARRATIVE
BE3 SDG J200152-1: Pilgrim Village Senior

The data associated with this Sample Delivery Group (SDG) J200152-1, analyzed by Eurofins Buffalo, Buffalo, NY have been reviewed in accordance with assessment criteria provided by the New York State Department of Environmental Conservation following the review procedures provided in the USEPA Functional Guidelines for evaluating organic and inorganic data.

All analytical results reported by the laboratory are considered valid and acceptable except results that have been qualified as rejected, “R”. Results qualified as estimated “J”, or as non-detects, “U”, are considered usable for the purpose of evaluating water and/or soil quality. However, these qualifiers indicate that the accuracy and/or precision of the analytical result is questionable. A summary of all data that have been qualified and the reasons for qualification are provided in the following data usability summary report (DUSR).

Two facts should be noted by all data users. First, the “R” qualifier means that the associated value is unusable. In other words, due to significant quality control (QC) problems, the analysis is invalid and provides no information as to whether the analyte is present or not. Values qualified with an “R” should not appear on the final data tables because they cannot be relied upon, even as the last resort. Second, no analyte concentration, even if it has passed all QC tests, is guaranteed to be accurate. Strict QC serves to increase confidence in data, but any value potentially contains error.

Reviewer's Signature: Michael K. Perry Date: 8/22/2022

Michael K. Perry
Chemist

1.0 SUMMARY

SITE:	Pilgrim Village Senior 951 Ellicott St. Buffalo, NY 14209
SAMPLING DATE:	July 27, 2022
SAMPLE TYPE:	10 soil samples
LABORATORY:	Eurofins Buffalo Buffalo, NY
SDG No.:	J200152-1

2.0 INTRODUCTION

This data usability summary report (DUSR) was prepared in accordance with guidance provided by the New York State Department of Environmental Conservation (NYSDEC). The DUSR is based on a review and evaluation of the laboratory analytical data package. Specifically, the NYSDEC guidance recommends review and evaluation of the following elements of the data package:

- Completeness of the data package as defined under the requirements of the NYSDEC Analytical Services Protocols (ASP) Category B or the United States Environmental Protection Agency (USEPA) Contract Laboratory Program (CLP) deliverables,
- Compliance with established analyte holding times,
- Adherence to quality control (QC) limits and specifications for blanks, instrument tuning and calibration, surrogate recoveries, spike recoveries, laboratory duplicate analyses, and other QC criteria,
- Adherence to established analytical protocols,
- Conformance of data summary sheets with raw analytical data, and
- Use of correct data qualifiers.

Data deficiencies, analytical protocol deviations, and quality control problems identified using the review criteria above and their effect on the analytical results are discussed in this report.

3.0 SAMPLE AND ANALYSIS SUMMARY

The data package consists of analytical results for ten soil samples collected on July 27, 2022. These samples were analyzed for Volatile Organic Compounds (VOCs), Semi-volatile Organic Compounds (SVOCs), Pesticides, PCBs, and Metals.

All analyses were performed by Eurofins Buffalo, Buffalo, NY and analyzed as SDG J200152-1. The analytical results were provided in NYSDEC ASP Category B format, which includes all raw analytical data and laboratory QC data.

4.0 GUIDANCE DOCUMENTS AND DATA REVIEW CRITERIA

The guidance documents appropriate for reviewing laboratory quality control (QC) data and assigning data qualifiers (flags) to analytical results were selected from those listed in Table 4-1. The QC limits established in the documents applicable to this data review were used to assess the quality of the analytical results. In some cases, however, QC limits established internally by the laboratory were taken into account to determine data quality.

The QC criteria considered for assessing the usability of the reported analytical results provided for each analyte type (i.e. VOCs, SVOCs, metals, etc.) are listed in Table 4-2. These criteria may vary with the analytical method utilized by the laboratory. These criteria comply with the guidance recommended in Section 2.0 above.

5.0 DATA VALIDATION QUALIFIERS

The letter qualifiers (flags) used to define data usability are described briefly below. These letters are assigned by the data validator to analytical results having questionable accuracy and/or precision as determined by reviewing the laboratory QC data associated with the analytical results.

TABLE 4-1

Guidance Used For Validating Laboratory Analytical Data

Analyte Group	Guidance	Date
Metals (ICP-AES)	USEPA SOP HW-3a, Rev. 1	September 2016
Metals (Hg & CN)	USEPA SOP HW-3c, Rev. 1	September 2016
Volatile Organic Compounds (by Methods 8260B & 8260C)	USEPA SOP HW-24, Rev. 4	September 2014
Semi-Volatile Organic Compounds (by Method 8270D)	USEPA SOP HW-22 Rev. 5	December 2010
Pesticides (by Method 8181B)	USEPA SOP HW-44, Rev. 1.1	December 2010
Chlorinated Herbicides (by Method 8151A)	USEPA SOP HW-17, Rev. 3.1	December 2010
Polychlorinated Biphenyls (PCBs)	USEPA SOP HW-37A, Rev. 0	June 2015
Volatile Organic Compounds (Air) (by Method TO-15)	USEPA SOP HW-31, Rev. 6	September 2016
Per- and PolyFluoroAlkyl Substances (PFAS)	* NYSDEC	January 2021
General Chemistry Parameters	per NYSDEC ASP	July 2005

* Sampling, Analysis, and Assessment of Per- and Polyfluoroalkyl Substances (PFAS) Under NYSDEC's Part 375 Remedial Programs, Appendix I

TABLE 4-2

QUALITY CONTROL CRITERIA USED FOR VALIDATING LABORATORY ANALYTICAL DATA

VOCs	SVOCs	Pesticides/PCBs	Metals	Gen Chemistry	PFAS
Completeness of Pkg	Completeness of Pkg	Completeness of Pkg	Completeness of Pkg	Completeness of Pkg	Completeness of Pkg
Sample Preservation	Sample Preservation	Sample Preservation	Sample Preservation	Sample Preservation	Sample Preservation
Holding Time	Holding Time	Holding Time	Holding Time	Holding Times	Holding Time
System Monitoring Compounds	Surrogate Recoveries	Surrogate Recoveries	Initial/Continuing Calibration	Calibration	Instr Performance Check
Lab Control Sample	Lab Control Sample	Matrix Spikes	CRDL Standards	Lab Control Samples	Initial Calibration
Matrix Spikes	Matrix Spikes	Blanks	Blanks	Blanks	Continuing Calibration
Blanks	Blanks	Instrument Calibration & Verification	Interference Check Sample	Spike Recoveries	Blanks
Instrument Tuning	Instrument Tuning	Comparison of duplicate GC column results	Spike Recoveries	Lab Duplicates	Surrogates
Internal Standards	Internal Standards	Analyte ID	Lab Duplicate		Lab Fortified Blank
Initial Calibration	Initial Calibration	Lab Qualifiers	Lab Control Sample		Matrix Spikes
Continuing Calibration	Continuing Calibration	Field Duplicate	ICP Serial Dilutions		Internal Standards
Lab Qualifiers	Lab Qualifiers		Lab Qualifiers		
Field Duplicate	Field Duplicate		Field Duplicate		

Method TO-15 (Air)
Completeness of Pkg
Sample Preservation
Holding Time
Canister Certification
Instrument Tuning
Initial Calibration and Instrument Performance
Daily Calibration
Blanks
Lab Control Sample
Field Duplicate

The laboratory may also use various letters and symbols to flag analytical results generated when QC limits were exceeded. The meanings of these flags may differ from those used by the independent data validator. Those used by the laboratory are provided with the analytical results.

NOTE: The assignment of data qualifiers by the data reviewer (validator) to laboratory analytical results should not necessarily be interpreted by the data user as a measure of laboratory ability or proficiency. Rather, the qualifiers are intended to provide a measure of data accuracy and precision to the data user, which, for example, may provide a level of confidence in determining whether or not standards or cleanup objectives have been met.

U The analyte was analyzed for but was not detected at or above the sample quantitation limit.

J The analyte was positively identified; the associated numerical value is the *approximate* concentration of the analyte in the sample. (The magnitude of any ± value associated with the result is not determined by data validation).

J+ The result is an estimated quantity and may be biased high.

J- The result is an estimated quantity and may be biased low.

UJ The analyte was analyzed for but not detected. The reported quantitation limit is approximate and may inaccurate or imprecise.

R The sample result is rejected (i.e., is unusable) due to serious deficiencies in the ability to analyze the sample and meet quality control criteria. The presence or absence of the analyte cannot be verified.

NJ The analysis indicates the presence of an analyte that has been "tentatively identified" and the associated numerical value represents its approximate concentration.

The validated analytical results are attached to this report. Validation qualifiers (flags) are indicated in red print. Data sheets having qualified data are signed and dated by the data reviewer.

6.0 RESULTS OF THE DATA REVIEW

The results of the data review are summarized in Tables 6-1 through 6-5. The tables list the samples where QC criteria were found to exceed acceptable limits and the actions taken to qualify the associated analytical results.

7.0 TOTAL USABLE DATA

For SDG J200152-1, ten samples were analyzed and results were reported for 1660 analytes. Even though some results were flagged with a "J" as estimated, all results (100 %) are considered usable. See the summary table for the analyses that have rejected/qualified and the corresponding QC reasons.

NOTE: 1) As noted by the laboratory, the soil samples were not collected following SW846 5035A protocol. This adds an element of uncertainty to the analytical results for volatile organic analytes (VOAs). Although not specifically indicated on the final data sheets with a "J" flag, the VOA analytical results should be considered estimated, but usable.

Table 6-1 8260 VOCs

SAMPLES AFFECTED	ANALYTES	ACTION	QC VIOLATION	COMMENTS
A9 A10 B10	DBCP Bromoform Dibromochloromethane	J detects	LCS > QC limit	Detected data are estimated
A11 B11 E10 SWSW-1 SWSW-2 SSSW-1 SSSW-2	1,1,1-Trichloroethane Bromoform Carbon tetrachloride Dibromochloromethane Tetrachloroethene	J detects	LCS > QC limit	Detected data are estimated
A9 A10 B10	Dichlorofluoromethane 2-Hexanone Dibromochloromethane	J detects UJ non-detects	CCV > QC limit	Data are estimated
A11 B11 E10 SWSW-1 SWSW-2 SSSW-1 SSSW-2	Trichlorofluoromethane 1,1,2-Trichloro-1,2,2-trifluorethane Chloroform 1,1,1-Trichloroethane Carbon tetrachloride 1,2-Dichloroethane Trichloroethene Bromodichloromethane Tetrachloroethene Dibromochloromethane Bromoform	J detects UJ non-detects	CCV > QC limit	Data are estimated

A11 E10 SSSW-2	Acetone	CRQL-U	Detected in the method blank	Data changed to non-detect

Table 6-2 8270 SVOCs

SAMPLES AFFECTED	ANALYTES	ACTION	QC VIOLATION	COMMENTS
SWSW-1	All base neutral compounds	J detects	Surr. Recs for FBD and THd14 > QC limit	Detected data are estimated
All samples	Benzaldehyde	J detects UJ non-detects	ICAL RSD > QC limit	Data are estimated

Table 6-3 Pesticides

SAMPLES AFFECTED	ANALYTES	ACTION	QC VIOLATION	COMMENTS
SWSW-2	4.4'-DDT	J	% D for second column confirmation > 25 %	Sample result is estimated
SSSW-1	Methoxychlor	NJ	% D for second column confirmation > 70 %	Compound is tentatively identified and sample result is estimated. Matrix interference suspected.
SSSW-2	Endrin	NJ	% D for second column confirmation > 70 %	Compound is tentatively identified and sample result is estimated. Matrix interference suspected.

Table 6-4 PCBs

SAMPLES AFFECTED	ANALYTES	ACTION	QC VIOLATION	COMMENTS
none			none	

Table 6-5 Metals

SAMPLES AFFECTED	ANALYTES	ACTION	QC VIOLATION	COMMENTS
B11	Se	CRQL-U	Detected in the method blanks	Data changed to non-detect
SWSW-1 SWSW-2 SSSW-1 SSSW-2	Na	CRQL-U	Detected in the method blank	Data changed to non-detect

ACRONYMS

BSP	Blank Spike
CCAL	Continuing Calibration
CCB	Continuing Calibration Blank
CCV	Continuing Calibration Verification
CRDL	Contract Required Detection Limit
CRQL	Contract Required Quantitation Limit
%D	Percent Difference
ICAL	Initial Calibration
ICB	Initial Calibration Blank
IS	Internal Standard
LCS	Laboratory Control Sample
MS/MSD	Matrix Spike/Matrix Spike Duplicate
QA	Quality Assurance
QC	Quality Control
%R	Percent recovery
RPD	Relative Percent Difference
RRF	Relative Response Factor
%RSD	Percent Relative Standard Deviation
TAL	Target Analyte List (metals)
TCL	Target Compound List (organics)

Appendix A

Validated Analytical Results

ANALYTICAL REPORT

Job Number: 480-200152-1

Job Description: Pilgrim Village Senior

For:
Brydges Engineering in Environment & Energy DPC
960 Busti Ave
Suite B-150
Buffalo, NY 14213

Attention: Mr. Dalton Stack

Approved for release.
John Beninati
Project Manager
8/5/2022 8:09 AM

John Beninati, Project Manager
10 Hazelwood Drive, Amherst, NY, 14228-2298
(716)504-9874
John.Beninati@et.eurofinsus.com
08/05/2022

The test results in this report meet all NELAP requirements for parameters for which accreditation is required or available. Any exceptions to the NELAP requirements are noted in this report. Pursuant to NELAP, this report may not be reproduced, except in full, without the written approval of the laboratory. This report is confidential and is intended for the sole use of Eurofins Environment Testing Northeast, LLC Buffalo and its client. All questions regarding this report should be directed to the Eurofins Environment Testing Northeast, LLC Buffalo Project Manager or designee who has signed this report.

The test results in this report relate only to the samples as received by the laboratory and will meet all requirements of the methodology, with any exceptions noted. This report shall not be reproduced except in full, without the express written approval of the laboratory. All questions should be directed to the Eurofins Environment Testing Northeast, LLC Project Manager.This report has been electronically signed and authorized by the signatory. Electronic signature is intended to be the legally binding equivalent of a traditionally handwritten signature.

Job Narrative
480-200152-1

Comments
No additional comments.

Revision
The report being provided is a revision of the original report sent on 8/3/2022. The report (revision 1) is being revised due to: Client changed seven sample IDs and requested a revised report be submitted.

Receipt
The samples were received on 7/27/2022 2:00 PM. Unless otherwise noted below, the samples arrived in good condition, and where required, properly preserved and on ice. The temperature of the cooler at receipt was 26.9º C.

GC/MS VOA
Method 8260C: The continuing calibration verification (CCV) associated with batch 480-635403 recovered above the upper control limit for Carbon tetrachloride, 2-Hexanone, Cyclohexane and Chlorodibromomethane. The samples associated with this CCV were non-detects for the affected analytes; therefore, the data have been reported. The associated samples are impacted: A9 (480-200152-1), A10 (480-200152-2) and B10 (480-200152-4).

Method 8260C: The laboratory control sample (LCS) for preparation batch 480-635401 and analytical batch 480-635403 recovered outside control limits for the following analytes: Chlorodibromomethane, Bromoform and 1,2-Dibromo-3-chloropropane. These analytes were biased high in the LCS and were not detected in the associated samples; therefore, the data have been reported.

Method 8260C: Reported analyte concentrations in the following samples are below 200 ug/kg and may be biased low due to the samples not being collected according to 5035-L/5035A-L low-level specifications: A9 (480-200152-1), A10 (480-200152-2) and B10 (480-200152-4).

Method 8260C: The continuing calibration verification (CCV) associated with batch 480-635608 recovered above the upper control limit for 1,1,1-Trichloroethane, 1,1,2-Trichloro-1,2,2-trifluoroethane, 1,2-Dichloroethane, Bromoform, Carbon tetrachloride, Dibromochloromethane, Chloroform, Bromodichloromethane, Tetrachloroethene, Trichloroethene and Trichlorofluoromethane. The sample(s) associated with this CCV were non-detects for the affected analytes; therefore, the data have been reported. The associated samples are impacted: A11 (480-200152-3), B11 (480-200152-5), E10 (480-200152-6), SWSW-1 (480-200152-7), SWSW-2 (480-200152-8), SSSW-1 (480-200152-9) and SSSW-2 (480-200152-10).

Method 8260C: The laboratory control sample (LCS) for preparation batch 480-635604 and analytical batch 480-635608 recovered outside control limits for the following analytes: 1,1,1-Trichloroethane, Bromoform, Carbon tetrachloride, Dibromochloromethane and Tetrachloroethene. These analytes were biased high in the LCS and were not detected in the associated samples; therefore, the data have been reported. The associated samples are: A11 (480-200152-3), B11 (480-200152-5), E10 (480-200152-6), SWSW-1 (480-200152-7), SWSW-2 (480-200152-8), SSSW-1 (480-200152-9) and SSSW-2 (480-200152-10).

No additional analytical or quality issues were noted, other than those described above or in the Definitions/Glossary page.

GC/MS Semi VOA
Method 8270D: The following sample was diluted due to color and appearance: SWSW-1 (480-200152-7). Elevated reporting limits (RL) are provided.

Method 8270D: Surrogate recovery for the following sample was outside the upper control limit: SWSW-1 (480-200152-7). This sample did not contain any target analytes or are below client reporting limit; therefore, re-extraction and/or re-analysis was not performed.

Method 8270D: Six surrogates are used for this analysis. The laboratory's SOP allows one acid and one base of these surrogates to be outside acceptance criteria without performing re-extraction/re-analysis. The following samples contained an allowable number of surrogate compounds outside limits: SWSW-2 (480-200152-8) and SSSW-1 (480-200152-9). These results have been reported and qualified.

No additional analytical or quality issues were noted, other than those described above or in the Definitions/Glossary page.

GC Semi VOA
Method 8081B: The following samples were diluted due to the nature of the sample matrix: SWSW-1 (480-200152-7), SWSW-2 (480-200152-8), SSSW-1 (480-200152-9) and SSSW-2 (480-200152-10). As such, surrogate recoveries are below the calibration range, estimated and not representative. Elevated reporting limits (RLs) are provided.

No additional analytical or quality issues were noted, other than those described above or in the Definitions/Glossary page.

Metals
No analytical or quality issues were noted, other than those described in the Definitions/Glossary page.

Organic Prep
No analytical or quality issues were noted, other than those described in the Definitions/Glossary page.

Sample Summary

Client: Brydges Engineering in Environment & Energy DPC
Job ID: 480-200152-1
Project/Site: Pilgrim Village Senior

Lab Sample ID	Client Sample ID	Matrix	Collected	Received
480-200152-1	A9	Solid	07/27/22 12:00	07/27/22 14:00
480-200152-2	A10	Solid	07/27/22 12:10	07/27/22 14:00
480-200152-3	A11	Solid	07/27/22 12:20	07/27/22 14:00
480-200152-4	B10	Solid	07/27/22 12:30	07/27/22 14:00
480-200152-5	B11	Solid	07/27/22 12:40	07/27/22 14:00
480-200152-6	E10	Solid	07/27/22 12:50	07/27/22 14:00
480-200152-7	SWSW-1	Solid	07/27/22 13:00	07/27/22 14:00
480-200152-8	SWSW-2	Solid	07/27/22 13:10	07/27/22 14:00
480-200152-9	SSSW-1	Solid	07/27/22 13:10	07/27/22 14:00
480-200152-10	SSSW-2	Solid	07/27/22 13:10	07/27/22 14:00

Eurofins Buffalo
10 Hazelwood Drive
Amherst, NY 14228-2298
Phone: 716-691-2600 Fax: 716-691-7991

Chain of Custody Record

eurofins | Environment Testing America

Client Information	Sampler: Jesse Zientek	Lab PM: Beninati, John	Carrier Tracking No(s):	COC No: 480-176032-37826.1
Client Contact: Mr. Dalton Stack	Phone: 716-462-7401	E-Mail: John.Beninati@et.eurofinsus.com	State of Origin:	Page: Page 1 of 1
Company: Brydges Engineering in Environment & Energy DPC	PWSID:			Job #:
Address: 960 Busti Ave Suite B-150	Due Date Requested: ASAP			
City: Buffalo	TAT Requested (days):			
State, Zip: NY, 14213	Compliance Project: Δ Yes Δ No			
Phone: 716-362-6532(Tel)	PO #: Purchase Order not required			
Email: dstack@be3corp.com	WO #:			
Project Name: Pilgrim Village Senior	Project #: 48024824			
Site: Senior	SSOW#:			

Analysis Requested

Preservation Codes:
A - HCL, B - NaOH, C - Zn Acetate, D - Nitric Acid, E - NaHSO4, F - MeOH, G - Amchlor, H - Ascorbic Acid, I - Ice, J - DI Water, K - EDTA, L - EDA
M - Hexane, N - None, O - AsNaO2, P - Na2O4S, Q - Na2SO3, R - Na2S2O3, S - H2SO4, T - TSP Dodecahydrate, U - Acetone, V - MCAA, W - pH 4-5, Y - Trizma, Z - other (specify)
Other:

Sample Identification	Sample Date	Sample Time	Sample Type (C=comp, G=grab)	Matrix (W=water, S=solid, O=waste/oil, BT=Tissue, A=Air)	Field Filtered Sample (Yes or No)	Perform MS/MSD (Yes or No)	6010C, 7471B	8081B, 8082A, 8270D	8260C - TCL VOCs	Total Number of containers	Special Instructions/Note:
			Preservation Code:				N	N	N		
E9	7/27/22	1200	G	Solid			X	X	X	4	
E10		1210		Solid							
E11		1220		Solid							
B10		1230		Solid							
B11		1240		Solid							
E10		1250		Solid							
west sidewall #1		1300		Solid							
west sidewall #2		1310		Solid							
south sidewall #1		1310		Solid							
south sidewall #2		1310		Solid							

480-200152 Chain of Custody

Possible Hazard Identification
☑ Non-Hazard ☐ Flammable ☐ Skin Irritant ☐ Poison B ☐ Unknown ☐ Radiological

Sample Disposal (A fee may be assessed if samples are retained longer than 1 month)
☐ Return To Client ☑ Disposal By Lab ☐ Archive For _____ Months

Deliverable Requested: I, II, III, IV, Other (specify) NYSDEC CAT B w/ EDD

Special Instructions/QC Requirements:

Empty Kit Relinquished by:	Date:	Time:		Method of Shipment:	
Relinquished by: Jesse Zientek	Date/Time: 7/27/22 1400	Company: BES	Received by: [illegible]	Date/Time: 7/27/22 1400	Company: EA
Relinquished by:	Date/Time:	Company:	Received by:	Date/Time:	Company:
Relinquished by:	Date/Time:	Company:	Received by:	Date/Time:	Company:

Custody Seals Intact: Δ Yes Δ No	Custody Seal No.:	Cooler Temperature(s) °C and Other Remarks: 2.6 #1 NO ICE

Ver: 06/08/2021

Method 8260C

Volatile Organic Compounds (GC/MS) by Method 8260C

FORM I
GC/MS VOA ORGANICS ANALYSIS DATA SHEET

Lab Name: Eurofins Buffalo | Job No.: 480-200152-1

SDG No.:

Client Sample ID: A9 | Lab Sample ID: 480-200152-1

Matrix: Solid | Lab File ID: M04942.D

Analysis Method: 8260C | Date Collected: 07/27/2022 12:00

Sample wt/vol: 5.04(g) | Date Analyzed: 07/28/2022 23:05

Soil Aliquot Vol: | Dilution Factor: 1

Soil Extract Vol.: | GC Column: ZB-624 (30) VOA ID: 0.25(mm)

Purge Volume: 5.0(mL) | Heated Purge: (Y/N) Y pH:

% Moisture: 18.3 % Solids: 81.7 | Level: (low/med) Low

Analysis Batch No.: 635403 | Units: ug/Kg

CAS NO.	COMPOUND NAME	RESULT	Q	RL	MDL	
71-55-6	1,1,1-Trichloroethane	6.1	U	6.1	0.44	
79-34-5	1,1,2,2-Tetrachloroethane	6.1	U	6.1	0.98	
76-13-1	1,1,2-Trichloro-1,2,2-trifluoroethane	6.1	U	6.1	1.4	
79-00-5	1,1,2-Trichloroethane	6.1	U	6.1	0.79	
75-34-3	1,1-Dichloroethane	6.1	U	6.1	0.74	
75-35-4	1,1-Dichloroethene	6.1	U	6.1	0.74	
120-82-1	1,2,4-Trichlorobenzene	6.1	U	6.1	0.37	
96-12-8	1,2-Dibromo-3-Chloropropane	6.1	U *+	6.1	3.0	
106-93-4	1,2-Dibromoethane	6.1	U	6.1	0.78	
95-50-1	1,2-Dichlorobenzene	6.1	U	6.1	0.47	
107-06-2	1,2-Dichloroethane	6.1	U	6.1	0.30	
78-87-5	1,2-Dichloropropane	6.1	U	6.1	3.0	
541-73-1	1,3-Dichlorobenzene	6.1	U	6.1	0.31	
106-46-7	1,4-Dichlorobenzene	6.1	U	6.1	0.85	
78-93-3	2-Butanone (MEK)	30	U	30	2.2	
591-78-6	2-Hexanone	30	U	30	3.0	UJ
108-10-1	4-Methyl-2-pentanone (MIBK)	30	U	30	2.0	
67-64-1	Acetone	30	U	30	5.1	
71-43-2	Benzene	6.1	U	6.1	0.30	
75-27-4	Bromodichloromethane	6.1	U	6.1	0.81	
75-25-2	Bromoform	6.1	U *+	6.1	3.0	
74-83-9	Bromomethane	6.1	U	6.1	0.55	
75-15-0	Carbon disulfide	6.1	U	6.1	3.0	
56-23-5	Carbon tetrachloride	6.1	U	6.1	0.59	
108-90-7	Chlorobenzene	6.1	U	6.1	0.80	
75-00-3	Chloroethane	6.1	U	6.1	1.4	
67-66-3	Chloroform	6.1	U	6.1	0.38	
74-87-3	Chloromethane	6.1	U	6.1	0.37	
156-59-2	cis-1,2-Dichloroethene	6.1	U	6.1	0.78	
10061-01-5	cis-1,3-Dichloropropene	6.1	U	6.1	0.87	
110-82-7	Cyclohexane	6.1	U	6.1	0.85	
124-48-1	Dibromochloromethane	6.1	U *+	6.1	0.78	UJ
75-71-8	Dichlorodifluoromethane	6.1	U	6.1	0.50	UJ

MKP 8/22/2022

FORM I
GC/MS VOA ORGANICS ANALYSIS DATA SHEET

Lab Name: Eurofins Buffalo
Job No.: 480-200152-1
SDG No.:
Client Sample ID: A9
Lab Sample ID: 480-200152-1
Matrix: Solid
Lab File ID: M04942.D
Analysis Method: 8260C
Date Collected: 07/27/2022 12:00
Sample wt/vol: 5.04(g)
Date Analyzed: 07/28/2022 23:05
Soil Aliquot Vol:
Dilution Factor: 1
Soil Extract Vol.:
GC Column: ZB-624 (30) VOA ID: 0.25(mm)
Purge Volume: 5.0(mL)
Heated Purge: (Y/N) Y pH:
% Moisture: 18.3 % Solids: 81.7
Level: (low/med) Low
Analysis Batch No.: 635403
Units: ug/Kg

CAS NO.	COMPOUND NAME	RESULT	Q	RL	MDL
100-41-4	Ethylbenzene	6.1	U	6.1	0.42
98-82-8	Isopropylbenzene	6.1	U	6.1	0.92
79-20-9	Methyl acetate	30	U	30	3.7
1634-04-4	Methyl tert-butyl ether	6.1	U	6.1	0.60
108-87-2	Methylcyclohexane	6.1	U	6.1	0.92
75-09-2	Methylene Chloride	6.1	U	6.1	2.8
100-42-5	Styrene	6.1	U	6.1	0.30
127-18-4	Tetrachloroethene	6.1	U	6.1	0.81
108-88-3	Toluene	6.1	U	6.1	0.46
156-60-5	trans-1,2-Dichloroethene	6.1	U	6.1	0.63
10061-02-6	trans-1,3-Dichloropropene	6.1	U	6.1	2.7
79-01-6	Trichloroethene	6.1	U	6.1	1.3
75-69-4	Trichlorofluoromethane	6.1	U	6.1	0.57
75-01-4	Vinyl chloride	6.1	U	6.1	0.74
1330-20-7	Xylenes, Total	12	U	12	1.0

CAS NO.	SURROGATE	%REC	Q	LIMITS
17060-07-0	1,2-Dichloroethane-d4 (Surr)	109		64-126
460-00-4	4-Bromofluorobenzene (Surr)	102		72-126
1868-53-7	Dibromofluoromethane (Surr)	109		60-140
2037-26-5	Toluene-d8 (Surr)	96		71-125

FORM I
GC/MS VOA ORGANICS ANALYSIS DATA SHEET

Lab Name: Eurofins Buffalo | Job No.: 480-200152-1

SDG No.:

Client Sample ID: A10 | Lab Sample ID: 480-200152-2

Matrix: Solid | Lab File ID: M04943.D

Analysis Method: 8260C | Date Collected: 07/27/2022 12:10

Sample wt/vol: 5.14(g) | Date Analyzed: 07/28/2022 23:29

Soil Aliquot Vol: | Dilution Factor: 1

Soil Extract Vol.: | GC Column: ZB-624 (30) VOA ID: 0.25(mm)

Purge Volume: 5.0(mL) | Heated Purge: (Y/N) Y pH:

% Moisture: 18.1 % Solids: 81.9 | Level: (low/med) Low

Analysis Batch No.: 635403 | Units: ug/Kg

CAS NO.	COMPOUND NAME	RESULT	Q	RL	MDL	
71-55-6	1,1,1-Trichloroethane	5.9	U	5.9	0.43	
79-34-5	1,1,2,2-Tetrachloroethane	5.9	U	5.9	0.96	
76-13-1	1,1,2-Trichloro-1,2,2-trifluoroethane	5.9	U	5.9	1.4	
79-00-5	1,1,2-Trichloroethane	5.9	U	5.9	0.77	
75-34-3	1,1-Dichloroethane	5.9	U	5.9	0.72	
75-35-4	1,1-Dichloroethene	5.9	U	5.9	0.73	
120-82-1	1,2,4-Trichlorobenzene	5.9	U	5.9	0.36	
96-12-8	1,2-Dibromo-3-Chloropropane	5.9	U *+	5.9	3.0	
106-93-4	1,2-Dibromoethane	5.9	U	5.9	0.76	
95-50-1	1,2-Dichlorobenzene	5.9	U	5.9	0.46	
107-06-2	1,2-Dichloroethane	5.9	U	5.9	0.30	
78-87-5	1,2-Dichloropropane	5.9	U	5.9	3.0	
541-73-1	1,3-Dichlorobenzene	5.9	U	5.9	0.31	
106-46-7	1,4-Dichlorobenzene	5.9	U	5.9	0.83	
78-93-3	2-Butanone (MEK)	30	U	30	2.2	
591-78-6	2-Hexanone	30	U	30	3.0	UJ
108-10-1	4-Methyl-2-pentanone (MIBK)	30	U	30	1.9	
67-64-1	Acetone	30	U	30	5.0	
71-43-2	Benzene	5.9	U	5.9	0.29	
75-27-4	Bromodichloromethane	5.9	U	5.9	0.80	
75-25-2	Bromoform	5.9	U *+	5.9	3.0	
74-83-9	Bromomethane	5.9	U	5.9	0.53	
75-15-0	Carbon disulfide	5.9	U	5.9	3.0	
56-23-5	Carbon tetrachloride	5.9	U	5.9	0.57	
108-90-7	Chlorobenzene	5.9	U	5.9	0.78	
75-00-3	Chloroethane	5.9	U	5.9	1.3	
67-66-3	Chloroform	5.9	U	5.9	0.37	
74-87-3	Chloromethane	5.9	U	5.9	0.36	
156-59-2	cis-1,2-Dichloroethene	5.9	U	5.9	0.76	
10061-01-5	cis-1,3-Dichloropropene	5.9	U	5.9	0.85	
110-82-7	Cyclohexane	5.9	U	5.9	0.83	
124-48-1	Dibromochloromethane	5.9	U *+	5.9	0.76	UJ
75-71-8	Dichlorodifluoromethane	5.9	U	5.9	0.49	UJ

MKP 8/22/2022

FORM I
GC/MS VOA ORGANICS ANALYSIS DATA SHEET

Lab Name: Eurofins Buffalo
Job No.: 480-200152-1
SDG No.:
Client Sample ID: A10
Lab Sample ID: 480-200152-2
Matrix: Solid
Lab File ID: M04943.D
Analysis Method: 8260C
Date Collected: 07/27/2022 12:10
Sample wt/vol: 5.14(g)
Date Analyzed: 07/28/2022 23:29
Soil Aliquot Vol:
Dilution Factor: 1
Soil Extract Vol.:
GC Column: ZB-624 (30) VOA ID: 0.25(mm)
Purge Volume: 5.0(mL)
Heated Purge: (Y/N) Y pH:
% Moisture: 18.1 % Solids: 81.9
Level: (low/med) Low
Analysis Batch No.: 635403
Units: ug/Kg

CAS NO.	COMPOUND NAME	RESULT	Q	RL	MDL
100-41-4	Ethylbenzene	5.9	U	5.9	0.41
98-82-8	Isopropylbenzene	5.9	U	5.9	0.90
79-20-9	Methyl acetate	30	U	30	3.6
1634-04-4	Methyl tert-butyl ether	5.9	U	5.9	0.58
108-87-2	Methylcyclohexane	5.9	U	5.9	0.90
75-09-2	Methylene Chloride	5.9	U	5.9	2.7
100-42-5	Styrene	5.9	U	5.9	0.30
127-18-4	Tetrachloroethene	5.9	U	5.9	0.80
108-88-3	Toluene	5.9	U	5.9	0.45
156-60-5	trans-1,2-Dichloroethene	5.9	U	5.9	0.61
10061-02-6	trans-1,3-Dichloropropene	5.9	U	5.9	2.6
79-01-6	Trichloroethene	5.9	U	5.9	1.3
75-69-4	Trichlorofluoromethane	5.9	U	5.9	0.56
75-01-4	Vinyl chloride	5.9	U	5.9	0.72
1330-20-7	Xylenes, Total	12	U	12	1.0

CAS NO.	SURROGATE	%REC	Q	LIMITS
17060-07-0	1,2-Dichloroethane-d4 (Surr)	107		64-126
460-00-4	4-Bromofluorobenzene (Surr)	106		72-126
1868-53-7	Dibromofluoromethane (Surr)	114		60-140
2037-26-5	Toluene-d8 (Surr)	95		71-125

FORM I
GC/MS VOA ORGANICS ANALYSIS DATA SHEET

Lab Name: Eurofins Buffalo | Job No.: 480-200152-1

SDG No.:

Client Sample ID: A11 | Lab Sample ID: 480-200152-3

Matrix: Solid | Lab File ID: M05009.D

Analysis Method: 8260C | Date Collected: 07/27/2022 12:20

Sample wt/vol: 5.03(g) | Date Analyzed: 07/31/2022 22:59

Soil Aliquot Vol: | Dilution Factor: 1

Soil Extract Vol.: | GC Column: ZB-624 (30) VOA ID: 0.25(mm)

Purge Volume: 5.0(mL) | Heated Purge: (Y/N) Y pH:

% Moisture: 18.5 % Solids: 81.5 | Level: (low/med) Low

Analysis Batch No.: 635608 | Units: ug/Kg

CAS NO.	COMPOUND NAME	RESULT	Q	RL	MDL	
71-55-6	1,1,1-Trichloroethane	6.1	U vs *+	6.1	0.44	UJ
79-34-5	1,1,2,2-Tetrachloroethane	6.1	U vs	6.1	0.99	
76-13-1	1,1,2-Trichloro-1,2,2-trifluoroethane	6.1	U vs	6.1	1.4	UJ
79-00-5	1,1,2-Trichloroethane	6.1	U vs	6.1	0.79	
75-34-3	1,1-Dichloroethane	6.1	U vs	6.1	0.74	
75-35-4	1,1-Dichloroethene	6.1	U vs	6.1	0.75	
120-82-1	1,2,4-Trichlorobenzene	6.1	U vs	6.1	0.37	
96-12-8	1,2-Dibromo-3-Chloropropane	6.1	U vs	6.1	3.0	
106-93-4	1,2-Dibromoethane	6.1	U vs	6.1	0.78	
95-50-1	1,2-Dichlorobenzene	6.1	U vs	6.1	0.48	
107-06-2	1,2-Dichloroethane	6.1	U vs	6.1	0.31	UJ
78-87-5	1,2-Dichloropropane	6.1	U vs	6.1	3.0	
541-73-1	1,3-Dichlorobenzene	6.1	U vs	6.1	0.31	
106-46-7	1,4-Dichlorobenzene	6.1	U vs	6.1	0.85	
78-93-3	2-Butanone (MEK)	30	U vs	30	2.2	
591-78-6	2-Hexanone	30	U vs	30	3.0	
108-10-1	4-Methyl-2-pentanone (MIBK)	30	U vs	30	2.0	
67-64-1	Acetone	30 UJ ~~5.1~~	J vs B	30	5.1	
71-43-2	Benzene	6.1	U vs	6.1	0.30	
75-27-4	Bromodichloromethane	6.1	U vs	6.1	0.82	UJ
75-25-2	Bromoform	6.1	U vs *+	6.1	3.0	UJ
74-83-9	Bromomethane	6.1	U vs	6.1	0.55	
75-15-0	Carbon disulfide	6.1	U vs	6.1	3.0	
56-23-5	Carbon tetrachloride	6.1	U vs *+	6.1	0.59	UJ
108-90-7	Chlorobenzene	6.1	U vs	6.1	0.81	
75-00-3	Chloroethane	6.1	U vs	6.1	1.4	
67-66-3	Chloroform	6.1	U vs	6.1	0.38	UJ
74-87-3	Chloromethane	6.1	U vs	6.1	0.37	
156-59-2	cis-1,2-Dichloroethene	6.1	U vs	6.1	0.78	
10061-01-5	cis-1,3-Dichloropropene	6.1	U vs	6.1	0.88	
110-82-7	Cyclohexane	6.1	U vs	6.1	0.85	

MKP 8/22/2022

FORM I
GC/MS VOA ORGANICS ANALYSIS DATA SHEET

Lab Name: Eurofins Buffalo | Job No.: 480-200152-1

SDG No.:

Client Sample ID: A11 | Lab Sample ID: 480-200152-3

Matrix: Solid | Lab File ID: M05009.D

Analysis Method: 8260C | Date Collected: 07/27/2022 12:20

Sample wt/vol: 5.03(g) | Date Analyzed: 07/31/2022 22:59

Soil Aliquot Vol: | Dilution Factor: 1

Soil Extract Vol.: | GC Column: ZB-624 (30) VOA ID: 0.25(mm)

Purge Volume: 5.0(mL) | Heated Purge: (Y/N) Y pH:

% Moisture: 18.5 % Solids: 81.5 | Level: (low/med) Low

Analysis Batch No.: 635608 | Units: ug/Kg

CAS NO.	COMPOUND NAME	RESULT	Q	RL	MDL	
124-48-1	Dibromochloromethane	6.1	U vs *+	6.1	0.78	UJ
75-71-8	Dichlorodifluoromethane	6.1	U vs	6.1	0.50	
100-41-4	Ethylbenzene	6.1	U vs	6.1	0.42	
98-82-8	Isopropylbenzene	6.1	U vs	6.1	0.92	
79-20-9	Methyl acetate	30	U vs	30	3.7	
1634-04-4	Methyl tert-butyl ether	6.1	U vs	6.1	0.60	
108-87-2	Methylcyclohexane	6.1	U vs	6.1	0.93	
75-09-2	Methylene Chloride	6.1	U vs	6.1	2.8	
100-42-5	Styrene	6.1	U vs	6.1	0.30	
127-18-4	Tetrachloroethene	6.1	U vs *+	6.1	0.82	UJ
108-88-3	Toluene	6.1	U vs	6.1	0.46	
156-60-5	trans-1,2-Dichloroethene	6.1	U vs	6.1	0.63	
10061-02-6	trans-1,3-Dichloropropene	6.1	U vs	6.1	2.7	
79-01-6	Trichloroethene	6.1	U vs	6.1	1.3	UJ
75-69-4	Trichlorofluoromethane	6.1	U vs	6.1	0.58	UJ
75-01-4	Vinyl chloride	6.1	U vs	6.1	0.74	
1330-20-7	Xylenes, Total	12	U vs	12	1.0	

CAS NO.	SURROGATE	%REC	Q	LIMITS
17060-07-0	1,2-Dichloroethane-d4 (Surr)	113		64-126
460-00-4	4-Bromofluorobenzene (Surr)	116		72-126
1868-53-7	Dibromofluoromethane (Surr)	122		60-140
2037-26-5	Toluene-d8 (Surr)	96		71-125

MKP 8/22/2022

FORM I
GC/MS VOA ORGANICS ANALYSIS DATA SHEET

Lab Name: Eurofins Buffalo | Job No.: 480-200152-1

SDG No.:

Client Sample ID: B10 | Lab Sample ID: 480-200152-4

Matrix: Solid | Lab File ID: M04945.D

Analysis Method: 8260C | Date Collected: 07/27/2022 12:30

Sample wt/vol: 5.08(g) | Date Analyzed: 07/29/2022 00:18

Soil Aliquot Vol: | Dilution Factor: 1

Soil Extract Vol.: | GC Column: ZB-624 (30) VOA ID: 0.25(mm)

Purge Volume: 5.0(mL) | Heated Purge: (Y/N) Y pH:

% Moisture: 18.9 % Solids: 81.1 | Level: (low/med) Low

Analysis Batch No.: 635403 | Units: ug/Kg

CAS NO.	COMPOUND NAME	RESULT	Q	RL	MDL	
71-55-6	1,1,1-Trichloroethane	6.1	U	6.1	0.44	
79-34-5	1,1,2,2-Tetrachloroethane	6.1	U	6.1	0.98	
76-13-1	1,1,2-Trichloro-1,2,2-trifluoroethane	6.1	U	6.1	1.4	
79-00-5	1,1,2-Trichloroethane	6.1	U	6.1	0.79	
75-34-3	1,1-Dichloroethane	6.1	U	6.1	0.74	
75-35-4	1,1-Dichloroethene	6.1	U	6.1	0.74	
120-82-1	1,2,4-Trichlorobenzene	6.1	U	6.1	0.37	
96-12-8	1,2-Dibromo-3-Chloropropane	6.1	U *+	6.1	3.0	
106-93-4	1,2-Dibromoethane	6.1	U	6.1	0.78	
95-50-1	1,2-Dichlorobenzene	6.1	U	6.1	0.47	
107-06-2	1,2-Dichloroethane	6.1	U	6.1	0.30	
78-87-5	1,2-Dichloropropane	6.1	U	6.1	3.0	
541-73-1	1,3-Dichlorobenzene	6.1	U	6.1	0.31	
106-46-7	1,4-Dichlorobenzene	6.1	U	6.1	0.85	
78-93-3	2-Butanone (MEK)	30	U	30	2.2	
591-78-6	2-Hexanone	30	U	30	3.0	UJ
108-10-1	4-Methyl-2-pentanone (MIBK)	30	U	30	2.0	
67-64-1	Acetone	30	U	30	5.1	
71-43-2	Benzene	6.1	U	6.1	0.30	
75-27-4	Bromodichloromethane	6.1	U	6.1	0.81	
75-25-2	Bromoform	6.1	U *+	6.1	3.0	
74-83-9	Bromomethane	6.1	U	6.1	0.55	
75-15-0	Carbon disulfide	6.1	U	6.1	3.0	
56-23-5	Carbon tetrachloride	6.1	U	6.1	0.59	
108-90-7	Chlorobenzene	6.1	U	6.1	0.80	
75-00-3	Chloroethane	6.1	U	6.1	1.4	
67-66-3	Chloroform	6.1	U	6.1	0.38	
74-87-3	Chloromethane	6.1	U	6.1	0.37	
156-59-2	cis-1,2-Dichloroethene	6.1	U	6.1	0.78	
10061-01-5	cis-1,3-Dichloropropene	6.1	U	6.1	0.87	
110-82-7	Cyclohexane	6.1	U	6.1	0.85	
124-48-1	Dibromochloromethane	6.1	U *+	6.1	0.78	UJ
75-71-8	Dichlorodifluoromethane	6.1	U	6.1	0.50	UJ

MKP 8/22/2022

FORM I
GC/MS VOA ORGANICS ANALYSIS DATA SHEET

Lab Name: Eurofins Buffalo
Job No.: 480-200152-1
SDG No.:
Client Sample ID: B10
Lab Sample ID: 480-200152-4
Matrix: Solid
Lab File ID: M04945.D
Analysis Method: 8260C
Date Collected: 07/27/2022 12:30
Sample wt/vol: 5.08(g)
Date Analyzed: 07/29/2022 00:18
Soil Aliquot Vol:
Dilution Factor: 1
Soil Extract Vol.:
GC Column: ZB-624 (30) VOA ID: 0.25(mm)
Purge Volume: 5.0(mL)
Heated Purge: (Y/N) Y pH:
% Moisture: 18.9 % Solids: 81.1
Level: (low/med) Low
Analysis Batch No.: 635403
Units: ug/Kg

CAS NO.	COMPOUND NAME	RESULT	Q	RL	MDL
100-41-4	Ethylbenzene	6.1	U	6.1	0.42
98-82-8	Isopropylbenzene	6.1	U	6.1	0.92
79-20-9	Methyl acetate	30	U	30	3.7
1634-04-4	Methyl tert-butyl ether	6.1	U	6.1	0.60
108-87-2	Methylcyclohexane	6.1	U	6.1	0.92
75-09-2	Methylene Chloride	6.1	U	6.1	2.8
100-42-5	Styrene	6.1	U	6.1	0.30
127-18-4	Tetrachloroethene	6.1	U	6.1	0.81
108-88-3	Toluene	6.1	U	6.1	0.46
156-60-5	trans-1,2-Dichloroethene	6.1	U	6.1	0.63
10061-02-6	trans-1,3-Dichloropropene	6.1	U	6.1	2.7
79-01-6	Trichloroethene	6.1	U	6.1	1.3
75-69-4	Trichlorofluoromethane	6.1	U	6.1	0.57
75-01-4	Vinyl chloride	6.1	U	6.1	0.74
1330-20-7	Xylenes, Total	12	U	12	1.0

CAS NO.	SURROGATE	%REC	Q	LIMITS
17060-07-0	1,2-Dichloroethane-d4 (Surr)	106		64-126
460-00-4	4-Bromofluorobenzene (Surr)	105		72-126
1868-53-7	Dibromofluoromethane (Surr)	111		60-140
2037-26-5	Toluene-d8 (Surr)	96		71-125

FORM I
GC/MS VOA ORGANICS ANALYSIS DATA SHEET

Lab Name: Eurofins Buffalo | Job No.: 480-200152-1

SDG No.:

Client Sample ID: B11 | Lab Sample ID: 480-200152-5

Matrix: Solid | Lab File ID: M05010.D

Analysis Method: 8260C | Date Collected: 07/27/2022 12:40

Sample wt/vol: 5.19(g) | Date Analyzed: 07/31/2022 23:23

Soil Aliquot Vol: | Dilution Factor: 1

Soil Extract Vol.: | GC Column: ZB-624 (30) VOA ID: 0.25(mm)

Purge Volume: 5.0(mL) | Heated Purge: (Y/N) Y pH:

% Moisture: 17.4 % Solids: 82.6 | Level: (low/med) Low

Analysis Batch No.: 635608 | Units: ug/Kg

CAS NO.	COMPOUND NAME	RESULT	Q	RL	MDL	
71-55-6	1,1,1-Trichloroethane	5.8	U vs *+	5.8	0.42	UJ
79-34-5	1,1,2,2-Tetrachloroethane	5.8	U vs	5.8	0.95	
76-13-1	1,1,2-Trichloro-1,2,2-trifluoroethane	5.8	U vs	5.8	1.3	UJ
79-00-5	1,1,2-Trichloroethane	5.8	U vs	5.8	0.76	
75-34-3	1,1-Dichloroethane	5.8	U vs	5.8	0.71	
75-35-4	1,1-Dichloroethene	5.8	U vs	5.8	0.71	
120-82-1	1,2,4-Trichlorobenzene	5.8	U vs	5.8	0.35	
96-12-8	1,2-Dibromo-3-Chloropropane	5.8	U vs	5.8	2.9	
106-93-4	1,2-Dibromoethane	5.8	U vs	5.8	0.75	
95-50-1	1,2-Dichlorobenzene	5.8	U vs	5.8	0.46	
107-06-2	1,2-Dichloroethane	5.8	U vs	5.8	0.29	UJ
78-87-5	1,2-Dichloropropane	5.8	U vs	5.8	2.9	
541-73-1	1,3-Dichlorobenzene	5.8	U vs	5.8	0.30	
106-46-7	1,4-Dichlorobenzene	5.8	U vs	5.8	0.82	
78-93-3	2-Butanone (MEK)	29	U vs	29	2.1	
591-78-6	2-Hexanone	29	U vs	29	2.9	
108-10-1	4-Methyl-2-pentanone (MIBK)	29	U vs	29	1.9	
67-64-1	Acetone	29	U vs	29	4.9	
71-43-2	Benzene	5.8	U vs	5.8	0.29	
75-27-4	Bromodichloromethane	5.8	U vs	5.8	0.78	UJ
75-25-2	Bromoform	5.8	U vs *+	5.8	2.9	UJ
74-83-9	Bromomethane	5.8	U vs	5.8	0.52	
75-15-0	Carbon disulfide	5.8	U vs	5.8	2.9	
56-23-5	Carbon tetrachloride	5.8	U vs *+	5.8	0.56	UJ
108-90-7	Chlorobenzene	5.8	U vs	5.8	0.77	
75-00-3	Chloroethane	5.8	U vs	5.8	1.3	
67-66-3	Chloroform	5.8	U vs	5.8	0.36	UJ
74-87-3	Chloromethane	5.8	U vs	5.8	0.35	
156-59-2	cis-1,2-Dichloroethene	5.8	U vs	5.8	0.75	
10061-01-5	cis-1,3-Dichloropropene	5.8	U vs	5.8	0.84	
110-82-7	Cyclohexane	5.8	U vs	5.8	0.82	

MKP 8/22/2022

FORM I
GC/MS VOA ORGANICS ANALYSIS DATA SHEET

Lab Name: Eurofins Buffalo | Job No.: 480-200152-1

SDG No.:

Client Sample ID: B11 | Lab Sample ID: 480-200152-5

Matrix: Solid | Lab File ID: M05010.D

Analysis Method: 8260C | Date Collected: 07/27/2022 12:40

Sample wt/vol: 5.19(g) | Date Analyzed: 07/31/2022 23:23

Soil Aliquot Vol: | Dilution Factor: 1

Soil Extract Vol.: | GC Column: ZB-624 (30) VOA ID: 0.25(mm)

Purge Volume: 5.0(mL) | Heated Purge: (Y/N) Y pH:

% Moisture: 17.4 % Solids: 82.6 | Level: (low/med) Low

Analysis Batch No.: 635608 | Units: ug/Kg

CAS NO.	COMPOUND NAME	RESULT	Q	RL	MDL	
124-48-1	Dibromochloromethane	5.8	U vs *+	5.8	0.75	UJ
75-71-8	Dichlorodifluoromethane	5.8	U vs	5.8	0.48	
100-41-4	Ethylbenzene	5.8	U vs	5.8	0.40	
98-82-8	Isopropylbenzene	5.8	U vs	5.8	0.88	
79-20-9	Methyl acetate	29	U vs	29	3.5	
1634-04-4	Methyl tert-butyl ether	5.8	U vs	5.8	0.57	
108-87-2	Methylcyclohexane	5.8	U vs	5.8	0.89	
75-09-2	Methylene Chloride	5.8	U vs	5.8	2.7	
100-42-5	Styrene	5.8	U vs	5.8	0.29	
127-18-4	Tetrachloroethene	5.8	U vs *+	5.8	0.78	UJ
108-88-3	Toluene	5.8	U vs	5.8	0.44	
156-60-5	trans-1,2-Dichloroethene	5.8	U vs	5.8	0.60	
10061-02-6	trans-1,3-Dichloropropene	5.8	U vs	5.8	2.6	
79-01-6	Trichloroethene	5.8	U vs	5.8	1.3	UJ
75-69-4	Trichlorofluoromethane	5.8	U vs	5.8	0.55	UJ
75-01-4	Vinyl chloride	5.8	U vs	5.8	0.71	
1330-20-7	Xylenes, Total	12	U vs	12	0.98	

CAS NO.	SURROGATE	%REC	Q	LIMITS
17060-07-0	1,2-Dichloroethane-d4 (Surr)	112		64-126
460-00-4	4-Bromofluorobenzene (Surr)	115		72-126
1868-53-7	Dibromofluoromethane (Surr)	120		60-140
2037-26-5	Toluene-d8 (Surr)	97		71-125

MKP 8/22/2022

FORM I
GC/MS VOA ORGANICS ANALYSIS DATA SHEET

Lab Name: Eurofins Buffalo | Job No.: 480-200152-1

SDG No.:

Client Sample ID: E10 | Lab Sample ID: 480-200152-6

Matrix: Solid | Lab File ID: M05011.D

Analysis Method: 8260C | Date Collected: 07/27/2022 12:50

Sample wt/vol: 5.06(g) | Date Analyzed: 07/31/2022 23:48

Soil Aliquot Vol: | Dilution Factor: 1

Soil Extract Vol.: | GC Column: ZB-624 (30) VOA ID: 0.25(mm)

Purge Volume: 5.0(mL) | Heated Purge: (Y/N) Y pH:

% Moisture: 20.7 % Solids: 79.3 | Level: (low/med) Low

Analysis Batch No.: 635608 | Units: ug/Kg

CAS NO.	COMPOUND NAME	RESULT	Q	RL	MDL	
71-55-6	1,1,1-Trichloroethane	6.2	U vs *+	6.2	0.45	UJ
79-34-5	1,1,2,2-Tetrachloroethane	6.2	U vs	6.2	1.0	
76-13-1	1,1,2-Trichloro-1,2,2-trifluoroethane	6.2	U vs	6.2	1.4	UJ
79-00-5	1,1,2-Trichloroethane	6.2	U vs	6.2	0.81	
75-34-3	1,1-Dichloroethane	6.2	U vs	6.2	0.76	
75-35-4	1,1-Dichloroethene	6.2	U vs	6.2	0.76	
120-82-1	1,2,4-Trichlorobenzene	6.2	U vs	6.2	0.38	
96-12-8	1,2-Dibromo-3-Chloropropane	6.2	U vs	6.2	3.1	
106-93-4	1,2-Dibromoethane	6.2	U vs	6.2	0.80	
95-50-1	1,2-Dichlorobenzene	6.2	U vs	6.2	0.49	
107-06-2	1,2-Dichloroethane	6.2	U vs	6.2	0.31	UJ
78-87-5	1,2-Dichloropropane	6.2	U vs	6.2	3.1	
541-73-1	1,3-Dichlorobenzene	6.2	U vs	6.2	0.32	
106-46-7	1,4-Dichlorobenzene	6.2	U vs	6.2	0.87	
78-93-3	2-Butanone (MEK)	31	U vs	31	2.3	
591-78-6	2-Hexanone	31	U vs	31	3.1	
108-10-1	4-Methyl-2-pentanone (MIBK)	31	U vs	31	2.0	
67-64-1	Acetone	31 UJ ~~5.7~~	J vs B	31	5.2	
71-43-2	Benzene	6.2	U vs	6.2	0.31	
75-27-4	Bromodichloromethane	6.2	U vs	6.2	0.83	UJ
75-25-2	Bromoform	6.2	U vs *+	6.2	3.1	UJ
74-83-9	Bromomethane	6.2	U vs	6.2	0.56	
75-15-0	Carbon disulfide	6.2	U vs	6.2	3.1	
56-23-5	Carbon tetrachloride	6.2	U vs *+	6.2	0.60	UJ
108-90-7	Chlorobenzene	6.2	U vs	6.2	0.82	
75-00-3	Chloroethane	6.2	U vs	6.2	1.4	
67-66-3	Chloroform	6.2	U vs	6.2	0.39	UJ
74-87-3	Chloromethane	6.2	U vs	6.2	0.38	
156-59-2	cis-1,2-Dichloroethene	6.2	U vs	6.2	0.80	
10061-01-5	cis-1,3-Dichloropropene	6.2	U vs	6.2	0.90	
110-82-7	Cyclohexane	6.2	U vs	6.2	0.87	

MKP 8/22/2022

FORM I
GC/MS VOA ORGANICS ANALYSIS DATA SHEET

Lab Name: Eurofins Buffalo | Job No.: 480-200152-1

SDG No.:

Client Sample ID: E10 | Lab Sample ID: 480-200152-6

Matrix: Solid | Lab File ID: M05011.D

Analysis Method: 8260C | Date Collected: 07/27/2022 12:50

Sample wt/vol: 5.06(g) | Date Analyzed: 07/31/2022 23:48

Soil Aliquot Vol: | Dilution Factor: 1

Soil Extract Vol.: | GC Column: ZB-624 (30) VOA ID: 0.25(mm)

Purge Volume: 5.0(mL) | Heated Purge: (Y/N) Y pH:

% Moisture: 20.7 % Solids: 79.3 | Level: (low/med) Low

Analysis Batch No.: 635608 | Units: ug/Kg

CAS NO.	COMPOUND NAME	RESULT	Q	RL	MDL	
124-48-1	Dibromochloromethane	6.2	U vs *+	6.2	0.80	UJ
75-71-8	Dichlorodifluoromethane	6.2	U vs	6.2	0.51	
100-41-4	Ethylbenzene	6.2	U vs	6.2	0.43	
98-82-8	Isopropylbenzene	6.2	U vs	6.2	0.94	
79-20-9	Methyl acetate	31	U vs	31	3.8	
1634-04-4	Methyl tert-butyl ether	6.2	U vs	6.2	0.61	
108-87-2	Methylcyclohexane	6.2	U vs	6.2	0.95	
75-09-2	Methylene Chloride	6.2	U vs	6.2	2.9	
100-42-5	Styrene	6.2	U vs	6.2	0.31	
127-18-4	Tetrachloroethene	6.2	U vs *+	6.2	0.84	UJ
108-88-3	Toluene	6.2	U vs	6.2	0.47	
156-60-5	trans-1,2-Dichloroethene	6.2	U vs	6.2	0.64	
10061-02-6	trans-1,3-Dichloropropene	6.2	U vs	6.2	2.7	
79-01-6	Trichloroethene	6.2	U vs	6.2	1.4	UJ
75-69-4	Trichlorofluoromethane	6.2	U vs	6.2	0.59	UJ
75-01-4	Vinyl chloride	6.2	U vs	6.2	0.76	
1330-20-7	Xylenes, Total	12	U vs	12	1.0	

CAS NO.	SURROGATE	%REC	Q	LIMITS
17060-07-0	1,2-Dichloroethane-d4 (Surr)	115		64-126
460-00-4	4-Bromofluorobenzene (Surr)	114		72-126
1868-53-7	Dibromofluoromethane (Surr)	123		60-140
2037-26-5	Toluene-d8 (Surr)	96		71-125

MKP 8/22/2022

FORM I
GC/MS VOA ORGANICS ANALYSIS DATA SHEET

Lab Name: Eurofins Buffalo | Job No.: 480-200152-1

SDG No.:

Client Sample ID: SWSW-1 | Lab Sample ID: 480-200152-7

Matrix: Solid | Lab File ID: M05012.D

Analysis Method: 8260C | Date Collected: 07/27/2022 13:00

Sample wt/vol: 5.08(g) | Date Analyzed: 08/01/2022 00:11

Soil Aliquot Vol: | Dilution Factor: 1

Soil Extract Vol.: | GC Column: ZB-624 (30) VOA ID: 0.25(mm)

Purge Volume: 5.0(mL) | Heated Purge: (Y/N) Y pH:

% Moisture: 19.8 % Solids: 80.2 | Level: (low/med) Low

Analysis Batch No.: 635608 | Units: ug/Kg

CAS NO.	COMPOUND NAME	RESULT	Q	RL	MDL	
71-55-6	1,1,1-Trichloroethane	6.1	U vs *+	6.1	0.45	UJ
79-34-5	1,1,2,2-Tetrachloroethane	6.1	U vs	6.1	0.99	
76-13-1	1,1,2-Trichloro-1,2,2-trifluoroethane	6.1	U vs	6.1	1.4	UJ
79-00-5	1,1,2-Trichloroethane	6.1	U vs	6.1	0.80	
75-34-3	1,1-Dichloroethane	6.1	U vs	6.1	0.75	
75-35-4	1,1-Dichloroethene	6.1	U vs	6.1	0.75	
120-82-1	1,2,4-Trichlorobenzene	6.1	U vs	6.1	0.37	
96-12-8	1,2-Dibromo-3-Chloropropane	6.1	U vs	6.1	3.1	
106-93-4	1,2-Dibromoethane	6.1	U vs	6.1	0.79	
95-50-1	1,2-Dichlorobenzene	6.1	U vs	6.1	0.48	
107-06-2	1,2-Dichloroethane	6.1	U vs	6.1	0.31	UJ
78-87-5	1,2-Dichloropropane	6.1	U vs	6.1	3.1	
541-73-1	1,3-Dichlorobenzene	6.1	U vs	6.1	0.32	
106-46-7	1,4-Dichlorobenzene	6.1	U vs	6.1	0.86	
78-93-3	2-Butanone (MEK)	31	U vs	31	2.2	
591-78-6	2-Hexanone	31	U vs	31	3.1	
108-10-1	4-Methyl-2-pentanone (MIBK)	31	U vs	31	2.0	
67-64-1	Acetone	31	U vs	31	5.2	
71-43-2	Benzene	6.1	U vs	6.1	0.30	
75-27-4	Bromodichloromethane	6.1	U vs	6.1	0.82	UJ
75-25-2	Bromoform	6.1	U vs *+	6.1	3.1	UJ
74-83-9	Bromomethane	6.1	U vs	6.1	0.55	
75-15-0	Carbon disulfide	6.1	U vs	6.1	3.1	
56-23-5	Carbon tetrachloride	6.1	U vs *+	6.1	0.59	UJ
108-90-7	Chlorobenzene	6.1	U vs	6.1	0.81	
75-00-3	Chloroethane	6.1	U vs	6.1	1.4	
67-66-3	Chloroform	6.1	U vs	6.1	0.38	UJ
74-87-3	Chloromethane	6.1	U vs	6.1	0.37	
156-59-2	cis-1,2-Dichloroethene	6.1	U vs	6.1	0.79	
10061-01-5	cis-1,3-Dichloropropene	6.1	U vs	6.1	0.88	
110-82-7	Cyclohexane	6.1	U vs	6.1	0.86	

MKP 8/22/2022

FORM I
GC/MS VOA ORGANICS ANALYSIS DATA SHEET

Lab Name: Eurofins Buffalo | Job No.: 480-200152-1

SDG No.:

Client Sample ID: SWSW-1 | Lab Sample ID: 480-200152-7

Matrix: Solid | Lab File ID: M05012.D

Analysis Method: 8260C | Date Collected: 07/27/2022 13:00

Sample wt/vol: 5.08(g) | Date Analyzed: 08/01/2022 00:11

Soil Aliquot Vol: | Dilution Factor: 1

Soil Extract Vol.: | GC Column: ZB-624 (30) VOA ID: 0.25(mm)

Purge Volume: 5.0(mL) | Heated Purge: (Y/N) Y pH:

% Moisture: 19.8 % Solids: 80.2 | Level: (low/med) Low

Analysis Batch No.: 635608 | Units: ug/Kg

CAS NO.	COMPOUND NAME	RESULT	Q	RL	MDL	
124-48-1	Dibromochloromethane	6.1	U vs *+	6.1	0.79	UJ
75-71-8	Dichlorodifluoromethane	6.1	U vs	6.1	0.51	
100-41-4	Ethylbenzene	6.1	U vs	6.1	0.42	
98-82-8	Isopropylbenzene	6.1	U vs	6.1	0.92	
79-20-9	Methyl acetate	31	U vs	31	3.7	
1634-04-4	Methyl tert-butyl ether	6.1	U vs	6.1	0.60	
108-87-2	Methylcyclohexane	6.1	U vs	6.1	0.93	
75-09-2	Methylene Chloride	6.1	U vs	6.1	2.8	
100-42-5	Styrene	6.1	U vs	6.1	0.31	
127-18-4	Tetrachloroethene	6.1	U vs *+	6.1	0.82	UJ
108-88-3	Toluene	6.1	U vs	6.1	0.46	
156-60-5	trans-1,2-Dichloroethene	6.1	U vs	6.1	0.63	
10061-02-6	trans-1,3-Dichloropropene	6.1	U vs	6.1	2.7	
79-01-6	Trichloroethene	6.1	U vs	6.1	1.3	UJ
75-69-4	Trichlorofluoromethane	6.1	U vs	6.1	0.58	UJ
75-01-4	Vinyl chloride	6.1	U vs	6.1	0.75	
1330-20-7	Xylenes, Total	12	U vs	12	1.0	

CAS NO.	SURROGATE	%REC	Q	LIMITS
17060-07-0	1,2-Dichloroethane-d4 (Surr)	119		64-126
460-00-4	4-Bromofluorobenzene (Surr)	101		72-126
1868-53-7	Dibromofluoromethane (Surr)	127		60-140
2037-26-5	Toluene-d8 (Surr)	105		71-125

MKP 8/22/2022

FORM I
GC/MS VOA ORGANICS ANALYSIS DATA SHEET

Lab Name: Eurofins Buffalo | Job No.: 480-200152-1

SDG No.:

Client Sample ID: SWSW-2 | Lab Sample ID: 480-200152-8

Matrix: Solid | Lab File ID: M05013.D

Analysis Method: 8260C | Date Collected: 07/27/2022 13:10

Sample wt/vol: 5.14(g) | Date Analyzed: 08/01/2022 00:36

Soil Aliquot Vol: | Dilution Factor: 1

Soil Extract Vol.: | GC Column: ZB-624 (30) VOA ID: 0.25(mm)

Purge Volume: 5.0(mL) | Heated Purge: (Y/N) Y pH:

% Moisture: 16.8 % Solids: 83.2 | Level: (low/med) Low

Analysis Batch No.: 635608 | Units: ug/Kg

CAS NO.	COMPOUND NAME	RESULT	Q	RL	MDL	
71-55-6	1,1,1-Trichloroethane	5.8	U vs *+	5.8	0.42	UJ
79-34-5	1,1,2,2-Tetrachloroethane	5.8	U vs	5.8	0.95	
76-13-1	1,1,2-Trichloro-1,2,2-trifluoroethane	5.8	U vs	5.8	1.3	UJ
79-00-5	1,1,2-Trichloroethane	5.8	U vs	5.8	0.76	
75-34-3	1,1-Dichloroethane	5.8	U vs	5.8	0.71	
75-35-4	1,1-Dichloroethene	5.8	U vs	5.8	0.72	
120-82-1	1,2,4-Trichlorobenzene	5.8	U vs	5.8	0.36	
96-12-8	1,2-Dibromo-3-Chloropropane	5.8	U vs	5.8	2.9	
106-93-4	1,2-Dibromoethane	5.8	U vs	5.8	0.75	
95-50-1	1,2-Dichlorobenzene	5.8	U vs	5.8	0.46	
107-06-2	1,2-Dichloroethane	5.8	U vs	5.8	0.29	UJ
78-87-5	1,2-Dichloropropane	5.8	U vs	5.8	2.9	
541-73-1	1,3-Dichlorobenzene	5.8	U vs	5.8	0.30	
106-46-7	1,4-Dichlorobenzene	5.8	U vs	5.8	0.82	
78-93-3	2-Butanone (MEK)	29	U vs	29	2.1	
591-78-6	2-Hexanone	29	U vs	29	2.9	
108-10-1	4-Methyl-2-pentanone (MIBK)	29	U vs	29	1.9	
67-64-1	Acetone	29	U vs	29	4.9	
71-43-2	Benzene	5.8	U vs	5.8	0.29	
75-27-4	Bromodichloromethane	5.8	U vs	5.8	0.78	UJ
75-25-2	Bromoform	5.8	U vs *+	5.8	2.9	UJ
74-83-9	Bromomethane	5.8	U vs	5.8	0.53	
75-15-0	Carbon disulfide	5.8	U vs	5.8	2.9	
56-23-5	Carbon tetrachloride	5.8	U vs *+	5.8	0.57	UJ
108-90-7	Chlorobenzene	5.8	U vs	5.8	0.77	
75-00-3	Chloroethane	5.8	U vs	5.8	1.3	
67-66-3	Chloroform	5.8	U vs	5.8	0.36	UJ
74-87-3	Chloromethane	5.8	U vs	5.8	0.35	
156-59-2	cis-1,2-Dichloroethene	5.8	U vs	5.8	0.75	
10061-01-5	cis-1,3-Dichloropropene	5.8	U vs	5.8	0.84	
110-82-7	Cyclohexane	5.8	U vs	5.8	0.82	

MKP 8/22/2022

FORM I
GC/MS VOA ORGANICS ANALYSIS DATA SHEET

Lab Name: Eurofins Buffalo | Job No.: 480-200152-1

SDG No.:

Client Sample ID: SWSW-2 | Lab Sample ID: 480-200152-8

Matrix: Solid | Lab File ID: M05013.D

Analysis Method: 8260C | Date Collected: 07/27/2022 13:10

Sample wt/vol: 5.14(g) | Date Analyzed: 08/01/2022 00:36

Soil Aliquot Vol: | Dilution Factor: 1

Soil Extract Vol.: | GC Column: ZB-624 (30) VOA ID: 0.25(mm)

Purge Volume: 5.0(mL) | Heated Purge: (Y/N) Y pH:

% Moisture: 16.8 % Solids: 83.2 | Level: (low/med) Low

Analysis Batch No.: 635608 | Units: ug/Kg

CAS NO.	COMPOUND NAME	RESULT	Q	RL	MDL	
124-48-1	Dibromochloromethane	5.8	U vs *+	5.8	0.75	UJ
75-71-8	Dichlorodifluoromethane	5.8	U vs	5.8	0.48	
100-41-4	Ethylbenzene	5.8	U vs	5.8	0.40	
98-82-8	Isopropylbenzene	5.8	U vs	5.8	0.88	
79-20-9	Methyl acetate	29	U vs	29	3.5	
1634-04-4	Methyl tert-butyl ether	5.8	U vs	5.8	0.57	
108-87-2	Methylcyclohexane	5.8	U vs	5.8	0.89	
75-09-2	Methylene Chloride	5.8	U vs	5.8	2.7	
100-42-5	Styrene	5.8	U vs	5.8	0.29	
127-18-4	Tetrachloroethene	5.8	U vs *+	5.8	0.78	UJ
108-88-3	Toluene	5.8	U vs	5.8	0.44	
156-60-5	trans-1,2-Dichloroethene	5.8	U vs	5.8	0.60	
10061-02-6	trans-1,3-Dichloropropene	5.8	U vs	5.8	2.6	
79-01-6	Trichloroethene	5.8	U vs	5.8	1.3	UJ
75-69-4	Trichlorofluoromethane	5.8	U vs	5.8	0.55	UJ
75-01-4	Vinyl chloride	5.8	U vs	5.8	0.71	
1330-20-7	Xylenes, Total	12	U vs	12	0.98	

CAS NO.	SURROGATE	%REC	Q	LIMITS
17060-07-0	1,2-Dichloroethane-d4 (Surr)	117		64-126
460-00-4	4-Bromofluorobenzene (Surr)	102		72-126
1868-53-7	Dibromofluoromethane (Surr)	125		60-140
2037-26-5	Toluene-d8 (Surr)	105		71-125

MKP 8/22/2022

FORM I
GC/MS VOA ORGANICS ANALYSIS DATA SHEET

Lab Name: Eurofins Buffalo | Job No.: 480-200152-1

SDG No.:

Client Sample ID: SSSW-1 | Lab Sample ID: 480-200152-9

Matrix: Solid | Lab File ID: M05014.D

Analysis Method: 8260C | Date Collected: 07/27/2022 13:10

Sample wt/vol: 5.1(g) | Date Analyzed: 08/01/2022 01:00

Soil Aliquot Vol: | Dilution Factor: 1

Soil Extract Vol.: | GC Column: ZB-624 (30) VOA ID: 0.25(mm)

Purge Volume: 5.0(mL) | Heated Purge: (Y/N) Y pH:

% Moisture: 15.8 % Solids: 84.2 | Level: (low/med) Low

Analysis Batch No.: 635608 | Units: ug/Kg

CAS NO.	COMPOUND NAME	RESULT	Q	RL	MDL	
71-55-6	1,1,1-Trichloroethane	5.8	U vs *+	5.8	0.42	UJ
79-34-5	1,1,2,2-Tetrachloroethane	5.8	U vs	5.8	0.94	
76-13-1	1,1,2-Trichloro-1,2,2-trifluoroethane	5.8	U vs	5.8	1.3	UJ
79-00-5	1,1,2-Trichloroethane	5.8	U vs	5.8	0.76	
75-34-3	1,1-Dichloroethane	5.8	U vs	5.8	0.71	
75-35-4	1,1-Dichloroethene	5.8	U vs	5.8	0.71	
120-82-1	1,2,4-Trichlorobenzene	5.8	U vs	5.8	0.35	
96-12-8	1,2-Dibromo-3-Chloropropane	5.8	U vs	5.8	2.9	
106-93-4	1,2-Dibromoethane	5.8	U vs	5.8	0.75	
95-50-1	1,2-Dichlorobenzene	5.8	U vs	5.8	0.46	
107-06-2	1,2-Dichloroethane	5.8	U vs	5.8	0.29	UJ
78-87-5	1,2-Dichloropropane	5.8	U vs	5.8	2.9	
541-73-1	1,3-Dichlorobenzene	5.8	U vs	5.8	0.30	
106-46-7	1,4-Dichlorobenzene	5.8	U vs	5.8	0.82	
78-93-3	2-Butanone (MEK)	29	U vs	29	2.1	
591-78-6	2-Hexanone	29	U vs	29	2.9	
108-10-1	4-Methyl-2-pentanone (MIBK)	29	U vs	29	1.9	
67-64-1	Acetone	29	U vs	29	4.9	
71-43-2	Benzene	5.8	U vs	5.8	0.29	
75-27-4	Bromodichloromethane	5.8	U vs	5.8	0.78	UJ
75-25-2	Bromoform	5.8	U vs *+	5.8	2.9	UJ
74-83-9	Bromomethane	5.8	U vs	5.8	0.52	
75-15-0	Carbon disulfide	5.8	U vs	5.8	2.9	
56-23-5	Carbon tetrachloride	5.8	U vs *+	5.8	0.56	UJ
108-90-7	Chlorobenzene	5.8	U vs	5.8	0.77	
75-00-3	Chloroethane	5.8	U vs	5.8	1.3	
67-66-3	Chloroform	5.8	U vs	5.8	0.36	UJ
74-87-3	Chloromethane	5.8	U vs	5.8	0.35	
156-59-2	cis-1,2-Dichloroethene	5.8	U vs	5.8	0.75	
10061-01-5	cis-1,3-Dichloropropene	5.8	U vs	5.8	0.84	
110-82-7	Cyclohexane	5.8	U vs	5.8	0.82	

MKP 8/22/2022

FORM I
GC/MS VOA ORGANICS ANALYSIS DATA SHEET

Lab Name: Eurofins Buffalo | Job No.: 480-200152-1

SDG No.:

Client Sample ID: SSSW-1 | Lab Sample ID: 480-200152-9

Matrix: Solid | Lab File ID: M05014.D

Analysis Method: 8260C | Date Collected: 07/27/2022 13:10

Sample wt/vol: 5.1(g) | Date Analyzed: 08/01/2022 01:00

Soil Aliquot Vol: | Dilution Factor: 1

Soil Extract Vol.: | GC Column: ZB-624 (30) VOA ID: 0.25(mm)

Purge Volume: 5.0(mL) | Heated Purge: (Y/N) Y pH:

% Moisture: 15.8 % Solids: 84.2 | Level: (low/med) Low

Analysis Batch No.: 635608 | Units: ug/Kg

CAS NO.	COMPOUND NAME	RESULT	Q	RL	MDL	
124-48-1	Dibromochloromethane	5.8	U vs *+	5.8	0.75	UJ
75-71-8	Dichlorodifluoromethane	5.8	U vs	5.8	0.48	
100-41-4	Ethylbenzene	5.8	U vs	5.8	0.40	
98-82-8	Isopropylbenzene	5.8	U vs	5.8	0.88	
79-20-9	Methyl acetate	29	U vs	29	3.5	
1634-04-4	Methyl tert-butyl ether	5.8	U vs	5.8	0.57	
108-87-2	Methylcyclohexane	5.8	U vs	5.8	0.89	
75-09-2	Methylene Chloride	5.8	U vs	5.8	2.7	
100-42-5	Styrene	5.8	U vs	5.8	0.29	
127-18-4	Tetrachloroethene	5.8	U vs *+	5.8	0.78	UJ
108-88-3	Toluene	5.8	U vs	5.8	0.44	
156-60-5	trans-1,2-Dichloroethene	5.8	U vs	5.8	0.60	
10061-02-6	trans-1,3-Dichloropropene	5.8	U vs	5.8	2.6	
79-01-6	Trichloroethene	5.8	U vs	5.8	1.3	UJ
75-69-4	Trichlorofluoromethane	5.8	U vs	5.8	0.55	UJ
75-01-4	Vinyl chloride	5.8	U vs	5.8	0.71	
1330-20-7	Xylenes, Total	12	U vs	12	0.98	

CAS NO.	SURROGATE	%REC	Q	LIMITS
17060-07-0	1,2-Dichloroethane-d4 (Surr)	118		64-126
460-00-4	4-Bromofluorobenzene (Surr)	106		72-126
1868-53-7	Dibromofluoromethane (Surr)	129		60-140
2037-26-5	Toluene-d8 (Surr)	104		71-125

MKP 8/22/2022

FORM I
GC/MS VOA ORGANICS ANALYSIS DATA SHEET

Lab Name: Eurofins Buffalo | Job No.: 480-200152-1

SDG No.:

Client Sample ID: SSSW-2 | Lab Sample ID: 480-200152-10

Matrix: Solid | Lab File ID: M05015.D

Analysis Method: 8260C | Date Collected: 07/27/2022 13:10

Sample wt/vol: 5.09(g) | Date Analyzed: 08/01/2022 01:24

Soil Aliquot Vol: | Dilution Factor: 1

Soil Extract Vol.: | GC Column: ZB-624 (30) VOA ID: 0.25(mm)

Purge Volume: 5.0(mL) | Heated Purge: (Y/N) Y pH:

% Moisture: 14.9 % Solids: 85.1 | Level: (low/med) Low

Analysis Batch No.: 635608 | Units: ug/Kg

CAS NO.	COMPOUND NAME	RESULT	Q	RL	MDL	
71-55-6	1,1,1-Trichloroethane	5.8	U vs *+	5.8	0.42	UJ
79-34-5	1,1,2,2-Tetrachloroethane	5.8	U vs	5.8	0.94	
76-13-1	1,1,2-Trichloro-1,2,2-trifluoroethane	5.8	U vs	5.8	1.3	UJ
79-00-5	1,1,2-Trichloroethane	5.8	U vs	5.8	0.75	
75-34-3	1,1-Dichloroethane	5.8	U vs	5.8	0.70	
75-35-4	1,1-Dichloroethene	5.8	U vs	5.8	0.71	
120-82-1	1,2,4-Trichlorobenzene	5.8	U vs	5.8	0.35	
96-12-8	1,2-Dibromo-3-Chloropropane	5.8	U vs	5.8	2.9	
106-93-4	1,2-Dibromoethane	5.8	U vs	5.8	0.74	
95-50-1	1,2-Dichlorobenzene	5.8	U vs	5.8	0.45	
107-06-2	1,2-Dichloroethane	5.8	U vs	5.8	0.29	UJ
78-87-5	1,2-Dichloropropane	5.8	U vs	5.8	2.9	
541-73-1	1,3-Dichlorobenzene	5.8	U vs	5.8	0.30	
106-46-7	1,4-Dichlorobenzene	5.8	U vs	5.8	0.81	
78-93-3	2-Butanone (MEK)	29	U vs	29	2.1	
591-78-6	2-Hexanone	29	U vs	29	2.9	
108-10-1	4-Methyl-2-pentanone (MIBK)	29	U vs	29	1.9	
67-64-1	Acetone	29 UJ ~~4.9~~	J vs B	29	4.9	
71-43-2	Benzene	5.8	U vs	5.8	0.28	
75-27-4	Bromodichloromethane	5.8	U vs	5.8	0.77	UJ
75-25-2	Bromoform	5.8	U vs *+	5.8	2.9	UJ
74-83-9	Bromomethane	5.8	U vs	5.8	0.52	
75-15-0	Carbon disulfide	5.8	U vs	5.8	2.9	
56-23-5	Carbon tetrachloride	5.8	U vs *+	5.8	0.56	UJ
108-90-7	Chlorobenzene	5.8	U vs	5.8	0.76	
75-00-3	Chloroethane	5.8	U vs	5.8	1.3	
67-66-3	Chloroform	5.8	U vs	5.8	0.36	UJ
74-87-3	Chloromethane	5.8	U vs	5.8	0.35	
156-59-2	cis-1,2-Dichloroethene	5.8	U vs	5.8	0.74	
10061-01-5	cis-1,3-Dichloropropene	5.8	U vs	5.8	0.83	
110-82-7	Cyclohexane	5.8	U vs	5.8	0.81	

MKP 8/22/2022

FORM I
GC/MS VOA ORGANICS ANALYSIS DATA SHEET

Lab Name: Eurofins Buffalo | Job No.: 480-200152-1

SDG No.:

Client Sample ID: SSSW-2 | Lab Sample ID: 480-200152-10

Matrix: Solid | Lab File ID: M05015.D

Analysis Method: 8260C | Date Collected: 07/27/2022 13:10

Sample wt/vol: 5.09(g) | Date Analyzed: 08/01/2022 01:24

Soil Aliquot Vol: | Dilution Factor: 1

Soil Extract Vol.: | GC Column: ZB-624 (30) VOA ID: 0.25(mm)

Purge Volume: 5.0(mL) | Heated Purge: (Y/N) Y pH:

% Moisture: 14.9 % Solids: 85.1 | Level: (low/med) Low

Analysis Batch No.: 635608 | Units: ug/Kg

CAS NO.	COMPOUND NAME	RESULT	Q	RL	MDL	
124-48-1	Dibromochloromethane	5.8	U vs *+	5.8	0.74	UJ
75-71-8	Dichlorodifluoromethane	5.8	U vs	5.8	0.48	
100-41-4	Ethylbenzene	5.8	U vs	5.8	0.40	
98-82-8	Isopropylbenzene	5.8	U vs	5.8	0.87	
79-20-9	Methyl acetate	29	U vs	29	3.5	
1634-04-4	Methyl tert-butyl ether	5.8	U vs	5.8	0.57	
108-87-2	Methylcyclohexane	5.8	U vs	5.8	0.88	
75-09-2	Methylene Chloride	5.8	U vs	5.8	2.7	
100-42-5	Styrene	5.8	U vs	5.8	0.29	
127-18-4	Tetrachloroethene	5.8	U vs *+	5.8	0.77	UJ
108-88-3	Toluene	5.8	U vs	5.8	0.44	
156-60-5	trans-1,2-Dichloroethene	5.8	U vs	5.8	0.60	
10061-02-6	trans-1,3-Dichloropropene	5.8	U vs	5.8	2.5	
79-01-6	Trichloroethene	5.8	U vs	5.8	1.3	UJ
75-69-4	Trichlorofluoromethane	5.8	U vs	5.8	0.55	UJ
75-01-4	Vinyl chloride	5.8	U vs	5.8	0.70	
1330-20-7	Xylenes, Total	12	U vs	12	0.97	

CAS NO.	SURROGATE	%REC	Q	LIMITS
17060-07-0	1,2-Dichloroethane-d4 (Surr)	119		64-126
460-00-4	4-Bromofluorobenzene (Surr)	104		72-126
1868-53-7	Dibromofluoromethane (Surr)	126		60-140
2037-26-5	Toluene-d8 (Surr)	103		71-125

MKP 8/22/2022

Method 8270D

Semivolatile Organic Compounds (GC/MS) by Method 8270D

FORM I
GC/MS SEMI VOA ORGANICS ANALYSIS DATA SHEET

Lab Name: Eurofins Buffalo | Job No.: 480-200152-1

SDG No.:

Client Sample ID: A9 | Lab Sample ID: 480-200152-1

Matrix: Solid | Lab File ID: V3159125.d

Analysis Method: 8270D | Date Collected: 07/27/2022 12:00

Extract. Method: 3550C | Date Extracted: 07/28/2022 15:24

Sample wt/vol: 30.38(g) | Date Analyzed: 07/29/2022 20:16

Con. Extract Vol.: 1(mL) | Dilution Factor: 1

Injection Volume: 1(uL) | GC Column: RXI-5Sil MS ID: 0.25(mm)

% Moisture: 18.3 % Solids: 81.7 | GPC Cleanup:(Y/N) N

Cleanup Factor: | Level: (low/med) Low

Analysis Batch No.: 635498 | Units: ug/Kg

CAS NO.	COMPOUND NAME	RESULT	Q	RL	MDL	
95-95-4	2,4,5-Trichlorophenol	210	U	210	56	
88-06-2	2,4,6-Trichlorophenol	210	U	210	41	
120-83-2	2,4-Dichlorophenol	210	U	210	22	
105-67-9	2,4-Dimethylphenol	210	U	210	50	
51-28-5	2,4-Dinitrophenol	2000	U	2000	950	
121-14-2	2,4-Dinitrotoluene	210	U	210	42	
606-20-2	2,6-Dinitrotoluene	210	U	210	24	
91-58-7	2-Chloronaphthalene	210	U	210	34	
95-57-8	2-Chlorophenol	400	U	400	37	
91-57-6	2-Methylnaphthalene	210	U	210	41	
95-48-7	2-Methylphenol	210	U	210	24	
88-74-4	2-Nitroaniline	400	U	400	30	
88-75-5	2-Nitrophenol	210	U	210	58	
91-94-1	3,3'-Dichlorobenzidine	400	U	400	240	
99-09-2	3-Nitroaniline	400	U	400	57	
534-52-1	4,6-Dinitro-2-methylphenol	400	U	400	210	
101-55-3	4-Bromophenyl phenyl ether	210	U	210	29	
59-50-7	4-Chloro-3-methylphenol	210	U	210	51	
106-47-8	4-Chloroaniline	210	U	210	51	
7005-72-3	4-Chlorophenyl phenyl ether	210	U	210	25	
106-44-5	4-Methylphenol	400	U	400	24	
100-01-6	4-Nitroaniline	400	U	400	110	
100-02-7	4-Nitrophenol	400	U	400	140	
83-32-9	Acenaphthene	210	U	210	30	
208-96-8	Acenaphthylene	210	U	210	27	
98-86-2	Acetophenone	210	U	210	28	
120-12-7	Anthracene	210	U	210	51	
1912-24-9	Atrazine	210	U	210	71	
100-52-7	Benzaldehyde	210	U	210	160	UJ
56-55-3	Benzo[a]anthracene	210	U	210	21	
50-32-8	Benzo[a]pyrene	210	U	210	30	
205-99-2	Benzo[b]fluoranthene	210	U	210	33	

MKP 8/22/2022

FORM I
GC/MS SEMI VOA ORGANICS ANALYSIS DATA SHEET

Lab Name: Eurofins Buffalo | Job No.: 480-200152-1

SDG No.:

Client Sample ID: A9 | Lab Sample ID: 480-200152-1

Matrix: Solid | Lab File ID: V3159125.d

Analysis Method: 8270D | Date Collected: 07/27/2022 12:00

Extract. Method: 3550C | Date Extracted: 07/28/2022 15:24

Sample wt/vol: 30.38(g) | Date Analyzed: 07/29/2022 20:16

Con. Extract Vol.: 1(mL) | Dilution Factor: 1

Injection Volume: 1(uL) | GC Column: RXI-5Sil MS ID: 0.25(mm)

% Moisture: 18.3 % Solids: 81.7 | GPC Cleanup:(Y/N) N

Cleanup Factor: | Level: (low/med) Low

Analysis Batch No.: 635498 | Units: ug/Kg

CAS NO.	COMPOUND NAME	RESULT	Q	RL	MDL
191-24-2	Benzo[g,h,i]perylene	210	U	210	22
207-08-9	Benzo[k]fluoranthene	210	U	210	27
92-52-4	Biphenyl	210	U	210	30
108-60-1	bis (2-chloroisopropyl) ether	210	U	210	41
111-91-1	Bis(2-chloroethoxy)methane	210	U	210	44
111-44-4	Bis(2-chloroethyl)ether	210	U	210	27
117-81-7	Bis(2-ethylhexyl) phthalate	210	U	210	70
85-68-7	Butyl benzyl phthalate	210	U	210	34
105-60-2	Caprolactam	210	U	210	62
86-74-8	Carbazole	210	U	210	24
218-01-9	Chrysene	210	U	210	46
53-70-3	Dibenz(a,h)anthracene	210	U	210	36
132-64-9	Dibenzofuran	210	U	210	24
84-66-2	Diethyl phthalate	210	U	210	27
131-11-3	Dimethyl phthalate	210	U	210	24
84-74-2	Di-n-butyl phthalate	210	U	210	35
117-84-0	Di-n-octyl phthalate	210	U	210	24
206-44-0	Fluoranthene	210	U	210	22
86-73-7	Fluorene	210	U	210	24
118-74-1	Hexachlorobenzene	210	U	210	28
87-68-3	Hexachlorobutadiene	210	U	210	30
77-47-4	Hexachlorocyclopentadiene	210	U	210	28
67-72-1	Hexachloroethane	210	U	210	27
193-39-5	Indeno[1,2,3-cd]pyrene	210	U	210	25
78-59-1	Isophorone	210	U	210	44
91-20-3	Naphthalene	210	U	210	27
98-95-3	Nitrobenzene	210	U	210	23
621-64-7	N-Nitrosodi-n-propylamine	210	U	210	35
86-30-6	N-Nitrosodiphenylamine	210	U	210	170
87-86-5	Pentachlorophenol	400	U	400	210
85-01-8	Phenanthrene	210	U	210	30
108-95-2	Phenol	210	U	210	31

FORM I
GC/MS SEMI VOA ORGANICS ANALYSIS DATA SHEET

Lab Name: Eurofins Buffalo
Job No.: 480-200152-1
SDG No.:
Client Sample ID: A9
Lab Sample ID: 480-200152-1
Matrix: Solid
Lab File ID: V3159125.d
Analysis Method: 8270D
Date Collected: 07/27/2022 12:00
Extract. Method: 3550C
Date Extracted: 07/28/2022 15:24
Sample wt/vol: 30.38(g)
Date Analyzed: 07/29/2022 20:16
Con. Extract Vol.: 1(mL)
Dilution Factor: 1
Injection Volume: 1(uL)
GC Column: RXI-5Sil MS ID: 0.25(mm)
% Moisture: 18.3 % Solids: 81.7
GPC Cleanup:(Y/N) N
Cleanup Factor:
Level: (low/med) Low
Analysis Batch No.: 635498
Units: ug/Kg

CAS NO.	COMPOUND NAME	RESULT	Q	RL	MDL
129-00-0	Pyrene	210	U	210	24

CAS NO.	SURROGATE	%REC	Q	LIMITS
118-79-6	2,4,6-Tribromophenol	95		54-120
321-60-8	2-Fluorobiphenyl	89		60-120
367-12-4	2-Fluorophenol	77		52-120
4165-60-0	Nitrobenzene-d5	79		53-120
4165-62-2	Phenol-d5	76		54-120
1718-51-0	p-Terphenyl-d14	91		79-130

FORM I
GC/MS SEMI VOA ORGANICS ANALYSIS DATA SHEET

Lab Name: Eurofins Buffalo | Job No.: 480-200152-1

SDG No.:

Client Sample ID: A10 | Lab Sample ID: 480-200152-2

Matrix: Solid | Lab File ID: V3159126.d

Analysis Method: 8270D | Date Collected: 07/27/2022 12:10

Extract. Method: 3550C | Date Extracted: 07/28/2022 15:24

Sample wt/vol: 30.54(g) | Date Analyzed: 07/29/2022 20:40

Con. Extract Vol.: 1(mL) | Dilution Factor: 1

Injection Volume: 1(uL) | GC Column: RXI-5Sil MS ID: 0.25(mm)

% Moisture: 18.1 % Solids: 81.9 | GPC Cleanup:(Y/N) N

Cleanup Factor: | Level: (low/med) Low

Analysis Batch No.: 635498 | Units: ug/Kg

CAS NO.	COMPOUND NAME	RESULT	Q	RL	MDL	
95-95-4	2,4,5-Trichlorophenol	200	U	200	55	
88-06-2	2,4,6-Trichlorophenol	200	U	200	41	
120-83-2	2,4-Dichlorophenol	200	U	200	22	
105-67-9	2,4-Dimethylphenol	200	U	200	49	
51-28-5	2,4-Dinitrophenol	2000	U	2000	940	
121-14-2	2,4-Dinitrotoluene	200	U	200	42	
606-20-2	2,6-Dinitrotoluene	200	U	200	24	
91-58-7	2-Chloronaphthalene	200	U	200	34	
95-57-8	2-Chlorophenol	400	U	400	37	
91-57-6	2-Methylnaphthalene	200	U	200	41	
95-48-7	2-Methylphenol	200	U	200	24	
88-74-4	2-Nitroaniline	400	U	400	30	
88-75-5	2-Nitrophenol	200	U	200	58	
91-94-1	3,3'-Dichlorobenzidine	400	U	400	240	
99-09-2	3-Nitroaniline	400	U	400	56	
534-52-1	4,6-Dinitro-2-methylphenol	400	U	400	200	
101-55-3	4-Bromophenyl phenyl ether	200	U	200	29	
59-50-7	4-Chloro-3-methylphenol	200	U	200	50	
106-47-8	4-Chloroaniline	200	U	200	50	
7005-72-3	4-Chlorophenyl phenyl ether	200	U	200	25	
106-44-5	4-Methylphenol	400	U	400	24	
100-01-6	4-Nitroaniline	400	U	400	110	
100-02-7	4-Nitrophenol	400	U	400	140	
83-32-9	Acenaphthene	200	U	200	30	
208-96-8	Acenaphthylene	200	U	200	26	
98-86-2	Acetophenone	200	U	200	28	
120-12-7	Anthracene	200	U	200	50	
1912-24-9	Atrazine	200	U	200	71	
100-52-7	Benzaldehyde	200	U	200	160	UJ
56-55-3	Benzo[a]anthracene	200	U	200	20	
50-32-8	Benzo[a]pyrene	200	U	200	30	
205-99-2	Benzo[b]fluoranthene	200	U	200	32	

MKP 8/22/2022

FORM I
GC/MS SEMI VOA ORGANICS ANALYSIS DATA SHEET

Lab Name: Eurofins Buffalo | Job No.: 480-200152-1

SDG No.:

Client Sample ID: A10 | Lab Sample ID: 480-200152-2

Matrix: Solid | Lab File ID: V3159126.d

Analysis Method: 8270D | Date Collected: 07/27/2022 12:10

Extract. Method: 3550C | Date Extracted: 07/28/2022 15:24

Sample wt/vol: 30.54(g) | Date Analyzed: 07/29/2022 20:40

Con. Extract Vol.: 1(mL) | Dilution Factor: 1

Injection Volume: 1(uL) | GC Column: RXI-5Sil MS ID: 0.25(mm)

% Moisture: 18.1 % Solids: 81.9 | GPC Cleanup:(Y/N) N

Cleanup Factor: | Level: (low/med) Low

Analysis Batch No.: 635498 | Units: ug/Kg

CAS NO.	COMPOUND NAME	RESULT	Q	RL	MDL
191-24-2	Benzo[g,h,i]perylene	200	U	200	22
207-08-9	Benzo[k]fluoranthene	200	U	200	26
92-52-4	Biphenyl	200	U	200	30
108-60-1	bis (2-chloroisopropyl) ether	200	U	200	41
111-91-1	Bis(2-chloroethoxy)methane	200	U	200	43
111-44-4	Bis(2-chloroethyl)ether	200	U	200	26
117-81-7	Bis(2-ethylhexyl) phthalate	200	U	200	70
85-68-7	Butyl benzyl phthalate	200	U	200	34
105-60-2	Caprolactam	200	U	200	61
86-74-8	Carbazole	200	U	200	24
218-01-9	Chrysene	200	U	200	46
53-70-3	Dibenz(a,h)anthracene	200	U	200	36
132-64-9	Dibenzofuran	200	U	200	24
84-66-2	Diethyl phthalate	200	U	200	26
131-11-3	Dimethyl phthalate	200	U	200	24
84-74-2	Di-n-butyl phthalate	200	U	200	35
117-84-0	Di-n-octyl phthalate	200	U	200	24
206-44-0	Fluoranthene	200	U	200	22
86-73-7	Fluorene	200	U	200	24
118-74-1	Hexachlorobenzene	200	U	200	28
87-68-3	Hexachlorobutadiene	200	U	200	30
77-47-4	Hexachlorocyclopentadiene	200	U	200	28
67-72-1	Hexachloroethane	200	U	200	26
193-39-5	Indeno[1,2,3-cd]pyrene	200	U	200	25
78-59-1	Isophorone	200	U	200	43
91-20-3	Naphthalene	200	U	200	26
98-95-3	Nitrobenzene	200	U	200	23
621-64-7	N-Nitrosodi-n-propylamine	200	U	200	35
86-30-6	N-Nitrosodiphenylamine	200	U	200	170
87-86-5	Pentachlorophenol	400	U	400	200
85-01-8	Phenanthrene	200	U	200	30
108-95-2	Phenol	200	U	200	31

FORM I
GC/MS SEMI VOA ORGANICS ANALYSIS DATA SHEET

Lab Name: Eurofins Buffalo
Job No.: 480-200152-1
SDG No.:
Client Sample ID: A10
Lab Sample ID: 480-200152-2
Matrix: Solid
Lab File ID: V3159126.d
Analysis Method: 8270D
Date Collected: 07/27/2022 12:10
Extract. Method: 3550C
Date Extracted: 07/28/2022 15:24
Sample wt/vol: 30.54(g)
Date Analyzed: 07/29/2022 20:40
Con. Extract Vol.: 1(mL)
Dilution Factor: 1
Injection Volume: 1(uL)
GC Column: RXI-5Sil MS ID: 0.25(mm)
% Moisture: 18.1 % Solids: 81.9
GPC Cleanup:(Y/N) N
Cleanup Factor:
Level: (low/med) Low
Analysis Batch No.: 635498
Units: ug/Kg

CAS NO.	COMPOUND NAME	RESULT	Q	RL	MDL
129-00-0	Pyrene	200	U	200	24

CAS NO.	SURROGATE	%REC	Q	LIMITS
118-79-6	2,4,6-Tribromophenol	92		54-120
321-60-8	2-Fluorobiphenyl	84		60-120
367-12-4	2-Fluorophenol	72		52-120
4165-60-0	Nitrobenzene-d5	72		53-120
4165-62-2	Phenol-d5	71		54-120
1718-51-0	p-Terphenyl-d14	87		79-130

FORM I
GC/MS SEMI VOA ORGANICS ANALYSIS DATA SHEET

Lab Name: Eurofins Buffalo | Job No.: 480-200152-1

SDG No.:

Client Sample ID: A11 | Lab Sample ID: 480-200152-3

Matrix: Solid | Lab File ID: V3159127.d

Analysis Method: 8270D | Date Collected: 07/27/2022 12:20

Extract. Method: 3550C | Date Extracted: 07/28/2022 15:24

Sample wt/vol: 30.14(g) | Date Analyzed: 07/29/2022 21:05

Con. Extract Vol.: 1(mL) | Dilution Factor: 1

Injection Volume: 1(uL) | GC Column: RXI-5Sil MS ID: 0.25(mm)

% Moisture: 18.5 % Solids: 81.5 | GPC Cleanup:(Y/N) N

Cleanup Factor: | Level: (low/med) Low

Analysis Batch No.: 635498 | Units: ug/Kg

CAS NO.	COMPOUND NAME	RESULT	Q	RL	MDL	
95-95-4	2,4,5-Trichlorophenol	210	U	210	56	
88-06-2	2,4,6-Trichlorophenol	210	U	210	42	
120-83-2	2,4-Dichlorophenol	210	U	210	22	
105-67-9	2,4-Dimethylphenol	210	U	210	50	
51-28-5	2,4-Dinitrophenol	2000	U	2000	960	
121-14-2	2,4-Dinitrotoluene	210	U	210	43	
606-20-2	2,6-Dinitrotoluene	210	U	210	24	
91-58-7	2-Chloronaphthalene	210	U	210	34	
95-57-8	2-Chlorophenol	400	U	400	38	
91-57-6	2-Methylnaphthalene	210	U	210	42	
95-48-7	2-Methylphenol	210	U	210	24	
88-74-4	2-Nitroaniline	400	U	400	31	
88-75-5	2-Nitrophenol	210	U	210	59	
91-94-1	3,3'-Dichlorobenzidine	400	U	400	240	
99-09-2	3-Nitroaniline	400	U	400	57	
534-52-1	4,6-Dinitro-2-methylphenol	400	U	400	210	
101-55-3	4-Bromophenyl phenyl ether	210	U	210	29	
59-50-7	4-Chloro-3-methylphenol	210	U	210	51	
106-47-8	4-Chloroaniline	210	U	210	51	
7005-72-3	4-Chlorophenyl phenyl ether	210	U	210	26	
106-44-5	4-Methylphenol	400	U	400	24	
100-01-6	4-Nitroaniline	400	U	400	110	
100-02-7	4-Nitrophenol	400	U	400	150	
83-32-9	Acenaphthene	210	U	210	31	
208-96-8	Acenaphthylene	210	U	210	27	
98-86-2	Acetophenone	210	U	210	28	
120-12-7	Anthracene	210	U	210	51	
1912-24-9	Atrazine	210	U	210	72	
100-52-7	Benzaldehyde	210	U	210	160	UJ
56-55-3	Benzo[a]anthracene	210	U	210	21	
50-32-8	Benzo[a]pyrene	210	U	210	31	
205-99-2	Benzo[b]fluoranthene	210	U	210	33	

MKP 8/22/2022

FORM I
GC/MS SEMI VOA ORGANICS ANALYSIS DATA SHEET

Lab Name: Eurofins Buffalo | Job No.: 480-200152-1

SDG No.:

Client Sample ID: A11 | Lab Sample ID: 480-200152-3

Matrix: Solid | Lab File ID: V3159127.d

Analysis Method: 8270D | Date Collected: 07/27/2022 12:20

Extract. Method: 3550C | Date Extracted: 07/28/2022 15:24

Sample wt/vol: 30.14(g) | Date Analyzed: 07/29/2022 21:05

Con. Extract Vol.: 1(mL) | Dilution Factor: 1

Injection Volume: 1(uL) | GC Column: RXI-5Sil MS ID: 0.25(mm)

% Moisture: 18.5 % Solids: 81.5 | GPC Cleanup:(Y/N) N

Cleanup Factor: | Level: (low/med) Low

Analysis Batch No.: 635498 | Units: ug/Kg

CAS NO.	COMPOUND NAME	RESULT	Q	RL	MDL
191-24-2	Benzo[g,h,i]perylene	210	U	210	22
207-08-9	Benzo[k]fluoranthene	210	U	210	27
92-52-4	Biphenyl	210	U	210	31
108-60-1	bis (2-chloroisopropyl) ether	210	U	210	42
111-91-1	Bis(2-chloroethoxy)methane	210	U	210	44
111-44-4	Bis(2-chloroethyl)ether	210	U	210	27
117-81-7	Bis(2-ethylhexyl) phthalate	210	U	210	71
85-68-7	Butyl benzyl phthalate	210	U	210	34
105-60-2	Caprolactam	210	U	210	62
86-74-8	Carbazole	210	U	210	24
218-01-9	Chrysene	210	U	210	46
53-70-3	Dibenz(a,h)anthracene	210	U	210	37
132-64-9	Dibenzofuran	210	U	210	24
84-66-2	Diethyl phthalate	210	U	210	27
131-11-3	Dimethyl phthalate	210	U	210	24
84-74-2	Di-n-butyl phthalate	210	U	210	35
117-84-0	Di-n-octyl phthalate	210	U	210	24
206-44-0	Fluoranthene	210	U	210	22
86-73-7	Fluorene	210	U	210	24
118-74-1	Hexachlorobenzene	210	U	210	28
87-68-3	Hexachlorobutadiene	210	U	210	31
77-47-4	Hexachlorocyclopentadiene	210	U	210	28
67-72-1	Hexachloroethane	210	U	210	27
193-39-5	Indeno[1,2,3-cd]pyrene	210	U	210	26
78-59-1	Isophorone	210	U	210	44
91-20-3	Naphthalene	210	U	210	27
98-95-3	Nitrobenzene	210	U	210	23
621-64-7	N-Nitrosodi-n-propylamine	210	U	210	35
86-30-6	N-Nitrosodiphenylamine	210	U	210	170
87-86-5	Pentachlorophenol	400	U	400	210
85-01-8	Phenanthrene	210	U	210	31
108-95-2	Phenol	210	U	210	32

FORM I
GC/MS SEMI VOA ORGANICS ANALYSIS DATA SHEET

Lab Name: Eurofins Buffalo
Job No.: 480-200152-1
SDG No.:
Client Sample ID: A11
Lab Sample ID: 480-200152-3
Matrix: Solid
Lab File ID: V3159127.d
Analysis Method: 8270D
Date Collected: 07/27/2022 12:20
Extract. Method: 3550C
Date Extracted: 07/28/2022 15:24
Sample wt/vol: 30.14(g)
Date Analyzed: 07/29/2022 21:05
Con. Extract Vol.: 1(mL)
Dilution Factor: 1
Injection Volume: 1(uL)
GC Column: RXI-5Sil MS ID: 0.25(mm)
% Moisture: 18.5 % Solids: 81.5
GPC Cleanup:(Y/N) N
Cleanup Factor:
Level: (low/med) Low
Analysis Batch No.: 635498
Units: ug/Kg

CAS NO.	COMPOUND NAME	RESULT	Q	RL	MDL
129-00-0	Pyrene	210	U	210	24

CAS NO.	SURROGATE	%REC	Q	LIMITS
118-79-6	2,4,6-Tribromophenol	93		54-120
321-60-8	2-Fluorobiphenyl	94		60-120
367-12-4	2-Fluorophenol	71		52-120
4165-60-0	Nitrobenzene-d5	77		53-120
4165-62-2	Phenol-d5	71		54-120
1718-51-0	p-Terphenyl-d14	97		79-130

FORM I
GC/MS SEMI VOA ORGANICS ANALYSIS DATA SHEET

Lab Name: Eurofins Buffalo | Job No.: 480-200152-1

SDG No.:

Client Sample ID: B10 | Lab Sample ID: 480-200152-4

Matrix: Solid | Lab File ID: V3159128.d

Analysis Method: 8270D | Date Collected: 07/27/2022 12:30

Extract. Method: 3550C | Date Extracted: 07/28/2022 15:24

Sample wt/vol: 30.61(g) | Date Analyzed: 07/29/2022 21:29

Con. Extract Vol.: 1(mL) | Dilution Factor: 1

Injection Volume: 1(uL) | GC Column: RXI-5Sil MS ID: 0.25(mm)

% Moisture: 18.9 % Solids: 81.1 | GPC Cleanup:(Y/N) N

Cleanup Factor: | Level: (low/med) Low

Analysis Batch No.: 635498 | Units: ug/Kg

CAS NO.	COMPOUND NAME	RESULT	Q	RL	MDL
95-95-4	2,4,5-Trichlorophenol	210	U	210	56
88-06-2	2,4,6-Trichlorophenol	210	U	210	41
120-83-2	2,4-Dichlorophenol	210	U	210	22
105-67-9	2,4-Dimethylphenol	210	U	210	50
51-28-5	2,4-Dinitrophenol	2000	U	2000	950
121-14-2	2,4-Dinitrotoluene	210	U	210	42
606-20-2	2,6-Dinitrotoluene	210	U	210	24
91-58-7	2-Chloronaphthalene	210	U	210	34
95-57-8	2-Chlorophenol	400	U	400	37
91-57-6	2-Methylnaphthalene	210	U	210	41
95-48-7	2-Methylphenol	210	U	210	24
88-74-4	2-Nitroaniline	400	U	400	30
88-75-5	2-Nitrophenol	210	U	210	58
91-94-1	3,3'-Dichlorobenzidine	400	U	400	240
99-09-2	3-Nitroaniline	400	U	400	57
534-52-1	4,6-Dinitro-2-methylphenol	400	U	400	210
101-55-3	4-Bromophenyl phenyl ether	210	U	210	29
59-50-7	4-Chloro-3-methylphenol	210	U	210	51
106-47-8	4-Chloroaniline	210	U	210	51
7005-72-3	4-Chlorophenyl phenyl ether	210	U	210	25
106-44-5	4-Methylphenol	400	U	400	24
100-01-6	4-Nitroaniline	400	U	400	110
100-02-7	4-Nitrophenol	400	U	400	140
83-32-9	Acenaphthene	210	U	210	30
208-96-8	Acenaphthylene	210	U	210	27
98-86-2	Acetophenone	210	U	210	28
120-12-7	Anthracene	210	U	210	51
1912-24-9	Atrazine	210	U	210	71
100-52-7	Benzaldehyde	210	U	210	160
56-55-3	Benzo[a]anthracene	210	U	210	21
50-32-8	Benzo[a]pyrene	210	U	210	30
205-99-2	Benzo[b]fluoranthene	210	U	210	33

UJ

MKP 8/22/2022

FORM I
GC/MS SEMI VOA ORGANICS ANALYSIS DATA SHEET

Lab Name: Eurofins Buffalo | Job No.: 480-200152-1

SDG No.:

Client Sample ID: B10 | Lab Sample ID: 480-200152-4

Matrix: Solid | Lab File ID: V3159128.d

Analysis Method: 8270D | Date Collected: 07/27/2022 12:30

Extract. Method: 3550C | Date Extracted: 07/28/2022 15:24

Sample wt/vol: 30.61(g) | Date Analyzed: 07/29/2022 21:29

Con. Extract Vol.: 1(mL) | Dilution Factor: 1

Injection Volume: 1(uL) | GC Column: RXI-5Sil MS ID: 0.25(mm)

% Moisture: 18.9 % Solids: 81.1 | GPC Cleanup:(Y/N) N

Cleanup Factor: | Level: (low/med) Low

Analysis Batch No.: 635498 | Units: ug/Kg

CAS NO.	COMPOUND NAME	RESULT	Q	RL	MDL
191-24-2	Benzo[g,h,i]perylene	210	U	210	22
207-08-9	Benzo[k]fluoranthene	210	U	210	27
92-52-4	Biphenyl	210	U	210	30
108-60-1	bis (2-chloroisopropyl) ether	210	U	210	41
111-91-1	Bis(2-chloroethoxy)methane	210	U	210	44
111-44-4	Bis(2-chloroethyl)ether	210	U	210	27
117-81-7	Bis(2-ethylhexyl) phthalate	210	U	210	70
85-68-7	Butyl benzyl phthalate	210	U	210	34
105-60-2	Caprolactam	210	U	210	62
86-74-8	Carbazole	210	U	210	24
218-01-9	Chrysene	210	U	210	46
53-70-3	Dibenz(a,h)anthracene	210	U	210	36
132-64-9	Dibenzofuran	210	U	210	24
84-66-2	Diethyl phthalate	210	U	210	27
131-11-3	Dimethyl phthalate	210	U	210	24
84-74-2	Di-n-butyl phthalate	210	U	210	35
117-84-0	Di-n-octyl phthalate	210	U	210	24
206-44-0	Fluoranthene	210	U	210	22
86-73-7	Fluorene	210	U	210	24
118-74-1	Hexachlorobenzene	210	U	210	28
87-68-3	Hexachlorobutadiene	210	U	210	30
77-47-4	Hexachlorocyclopentadiene	210	U	210	28
67-72-1	Hexachloroethane	210	U	210	27
193-39-5	Indeno[1,2,3-cd]pyrene	210	U	210	25
78-59-1	Isophorone	210	U	210	44
91-20-3	Naphthalene	210	U	210	27
98-95-3	Nitrobenzene	210	U	210	23
621-64-7	N-Nitrosodi-n-propylamine	210	U	210	35
86-30-6	N-Nitrosodiphenylamine	210	U	210	170
87-86-5	Pentachlorophenol	400	U	400	210
85-01-8	Phenanthrene	210	U	210	30
108-95-2	Phenol	210	U	210	31

FORM I
GC/MS SEMI VOA ORGANICS ANALYSIS DATA SHEET

Lab Name: Eurofins Buffalo
Job No.: 480-200152-1
SDG No.:
Client Sample ID: B10
Lab Sample ID: 480-200152-4
Matrix: Solid
Lab File ID: V3159128.d
Analysis Method: 8270D
Date Collected: 07/27/2022 12:30
Extract. Method: 3550C
Date Extracted: 07/28/2022 15:24
Sample wt/vol: 30.61(g)
Date Analyzed: 07/29/2022 21:29
Con. Extract Vol.: 1(mL)
Dilution Factor: 1
Injection Volume: 1(uL)
GC Column: RXI-5Sil MS ID: 0.25(mm)
% Moisture: 18.9 % Solids: 81.1
GPC Cleanup:(Y/N) N
Cleanup Factor:
Level: (low/med) Low
Analysis Batch No.: 635498
Units: ug/Kg

CAS NO.	COMPOUND NAME	RESULT	Q	RL	MDL
129-00-0	Pyrene	210	U	210	24

CAS NO.	SURROGATE	%REC	Q	LIMITS
118-79-6	2,4,6-Tribromophenol	106		54-120
321-60-8	2-Fluorobiphenyl	100		60-120
367-12-4	2-Fluorophenol	79		52-120
4165-60-0	Nitrobenzene-d5	83		53-120
4165-62-2	Phenol-d5	73		54-120
1718-51-0	p-Terphenyl-d14	102		79-130

FORM I
GC/MS SEMI VOA ORGANICS ANALYSIS DATA SHEET

Lab Name: Eurofins Buffalo | Job No.: 480-200152-1

SDG No.:

Client Sample ID: B11 | Lab Sample ID: 480-200152-5

Matrix: Solid | Lab File ID: V3159129.d

Analysis Method: 8270D | Date Collected: 07/27/2022 12:40

Extract. Method: 3550C | Date Extracted: 07/28/2022 15:24

Sample wt/vol: 30.33(g) | Date Analyzed: 07/29/2022 21:53

Con. Extract Vol.: 1(mL) | Dilution Factor: 1

Injection Volume: 1(uL) | GC Column: RXI-5Sil MS ID: 0.25(mm)

% Moisture: 17.4 % Solids: 82.6 | GPC Cleanup:(Y/N) N

Cleanup Factor: | Level: (low/med) Low

Analysis Batch No.: 635498 | Units: ug/Kg

CAS NO.	COMPOUND NAME	RESULT	Q	RL	MDL	
95-95-4	2,4,5-Trichlorophenol	200	U	200	55	
88-06-2	2,4,6-Trichlorophenol	200	U	200	41	
120-83-2	2,4-Dichlorophenol	200	U	200	22	
105-67-9	2,4-Dimethylphenol	200	U	200	49	
51-28-5	2,4-Dinitrophenol	2000	U	2000	940	
121-14-2	2,4-Dinitrotoluene	200	U	200	42	
606-20-2	2,6-Dinitrotoluene	200	U	200	24	
91-58-7	2-Chloronaphthalene	200	U	200	34	
95-57-8	2-Chlorophenol	400	U	400	37	
91-57-6	2-Methylnaphthalene	200	U	200	41	
95-48-7	2-Methylphenol	200	U	200	24	
88-74-4	2-Nitroaniline	400	U	400	30	
88-75-5	2-Nitrophenol	200	U	200	57	
91-94-1	3,3'-Dichlorobenzidine	400	U	400	240	
99-09-2	3-Nitroaniline	400	U	400	56	
534-52-1	4,6-Dinitro-2-methylphenol	400	U	400	200	
101-55-3	4-Bromophenyl phenyl ether	200	U	200	29	
59-50-7	4-Chloro-3-methylphenol	200	U	200	50	
106-47-8	4-Chloroaniline	200	U	200	50	
7005-72-3	4-Chlorophenyl phenyl ether	200	U	200	25	
106-44-5	4-Methylphenol	400	U	400	24	
100-01-6	4-Nitroaniline	400	U	400	110	
100-02-7	4-Nitrophenol	400	U	400	140	
83-32-9	Acenaphthene	200	U	200	30	
208-96-8	Acenaphthylene	200	U	200	26	
98-86-2	Acetophenone	200	U	200	28	
120-12-7	Anthracene	200	U	200	50	
1912-24-9	Atrazine	200	U	200	71	
100-52-7	Benzaldehyde	200	U	200	160	UJ
56-55-3	Benzo[a]anthracene	200	U	200	20	
50-32-8	Benzo[a]pyrene	200	U	200	30	
205-99-2	Benzo[b]fluoranthene	200	U	200	32	

MKP 8/22/2022

FORM I
GC/MS SEMI VOA ORGANICS ANALYSIS DATA SHEET

Lab Name: Eurofins Buffalo | Job No.: 480-200152-1

SDG No.:

Client Sample ID: B11 | Lab Sample ID: 480-200152-5

Matrix: Solid | Lab File ID: V3159129.d

Analysis Method: 8270D | Date Collected: 07/27/2022 12:40

Extract. Method: 3550C | Date Extracted: 07/28/2022 15:24

Sample wt/vol: 30.33(g) | Date Analyzed: 07/29/2022 21:53

Con. Extract Vol.: 1(mL) | Dilution Factor: 1

Injection Volume: 1(uL) | GC Column: RXI-5Sil MS ID: 0.25(mm)

% Moisture: 17.4 % Solids: 82.6 | GPC Cleanup:(Y/N) N

Cleanup Factor: | Level: (low/med) Low

Analysis Batch No.: 635498 | Units: ug/Kg

CAS NO.	COMPOUND NAME	RESULT	Q	RL	MDL
191-24-2	Benzo[g,h,i]perylene	200	U	200	22
207-08-9	Benzo[k]fluoranthene	200	U	200	26
92-52-4	Biphenyl	200	U	200	30
108-60-1	bis (2-chloroisopropyl) ether	200	U	200	41
111-91-1	Bis(2-chloroethoxy)methane	200	U	200	43
111-44-4	Bis(2-chloroethyl)ether	200	U	200	26
117-81-7	Bis(2-ethylhexyl) phthalate	200	U	200	69
85-68-7	Butyl benzyl phthalate	200	U	200	34
105-60-2	Caprolactam	200	U	200	61
86-74-8	Carbazole	200	U	200	24
218-01-9	Chrysene	200	U	200	45
53-70-3	Dibenz(a,h)anthracene	200	U	200	36
132-64-9	Dibenzofuran	200	U	200	24
84-66-2	Diethyl phthalate	200	U	200	26
131-11-3	Dimethyl phthalate	200	U	200	24
84-74-2	Di-n-butyl phthalate	200	U	200	35
117-84-0	Di-n-octyl phthalate	200	U	200	24
206-44-0	Fluoranthene	200	U	200	22
86-73-7	Fluorene	200	U	200	24
118-74-1	Hexachlorobenzene	200	U	200	28
87-68-3	Hexachlorobutadiene	200	U	200	30
77-47-4	Hexachlorocyclopentadiene	200	U	200	28
67-72-1	Hexachloroethane	200	U	200	26
193-39-5	Indeno[1,2,3-cd]pyrene	200	U	200	25
78-59-1	Isophorone	200	U	200	43
91-20-3	Naphthalene	200	U	200	26
98-95-3	Nitrobenzene	200	U	200	23
621-64-7	N-Nitrosodi-n-propylamine	200	U	200	35
86-30-6	N-Nitrosodiphenylamine	200	U	200	170
87-86-5	Pentachlorophenol	400	U	400	200
85-01-8	Phenanthrene	200	U	200	30
108-95-2	Phenol	200	U	200	31

FORM I
GC/MS SEMI VOA ORGANICS ANALYSIS DATA SHEET

Lab Name: Eurofins Buffalo
Job No.: 480-200152-1
SDG No.:
Client Sample ID: B11
Lab Sample ID: 480-200152-5
Matrix: Solid
Lab File ID: V3159129.d
Analysis Method: 8270D
Date Collected: 07/27/2022 12:40
Extract. Method: 3550C
Date Extracted: 07/28/2022 15:24
Sample wt/vol: 30.33(g)
Date Analyzed: 07/29/2022 21:53
Con. Extract Vol.: 1(mL)
Dilution Factor: 1
Injection Volume: 1(uL)
GC Column: RXI-5Sil MS ID: 0.25(mm)
% Moisture: 17.4 % Solids: 82.6
GPC Cleanup:(Y/N) N
Cleanup Factor:
Level: (low/med) Low
Analysis Batch No.: 635498
Units: ug/Kg

CAS NO.	COMPOUND NAME	RESULT	Q	RL	MDL
129-00-0	Pyrene	200	U	200	24

CAS NO.	SURROGATE	%REC	Q	LIMITS
118-79-6	2,4,6-Tribromophenol	88		54-120
321-60-8	2-Fluorobiphenyl	89		60-120
367-12-4	2-Fluorophenol	70		52-120
4165-60-0	Nitrobenzene-d5	73		53-120
4165-62-2	Phenol-d5	69		54-120
1718-51-0	p-Terphenyl-d14	100		79-130

FORM I
GC/MS SEMI VOA ORGANICS ANALYSIS DATA SHEET

Lab Name: Eurofins Buffalo | Job No.: 480-200152-1
SDG No.:
Client Sample ID: E10 | Lab Sample ID: 480-200152-6
Matrix: Solid | Lab File ID: V3159130.d
Analysis Method: 8270D | Date Collected: 07/27/2022 12:50
Extract. Method: 3550C | Date Extracted: 07/28/2022 15:24
Sample wt/vol: 30.28(g) | Date Analyzed: 07/29/2022 22:17
Con. Extract Vol.: 1(mL) | Dilution Factor: 1
Injection Volume: 1(uL) | GC Column: RXI-5Sil MS ID: 0.25(mm)
% Moisture: 20.7 % Solids: 79.3 | GPC Cleanup:(Y/N) N
Cleanup Factor: | Level: (low/med) Low
Analysis Batch No.: 635498 | Units: ug/Kg

CAS NO.	COMPOUND NAME	RESULT	Q	RL	MDL
95-95-4	2,4,5-Trichlorophenol	210	U	210	57
88-06-2	2,4,6-Trichlorophenol	210	U	210	42
120-83-2	2,4-Dichlorophenol	210	U	210	22
105-67-9	2,4-Dimethylphenol	210	U	210	51
51-28-5	2,4-Dinitrophenol	2100	U	2100	980
121-14-2	2,4-Dinitrotoluene	210	U	210	44
606-20-2	2,6-Dinitrotoluene	210	U	210	25
91-58-7	2-Chloronaphthalene	210	U	210	35
95-57-8	2-Chlorophenol	410	U	410	39
91-57-6	2-Methylnaphthalene	210	U	210	42
95-48-7	2-Methylphenol	210	U	210	25
88-74-4	2-Nitroaniline	410	U	410	31
88-75-5	2-Nitrophenol	210	U	210	60
91-94-1	3,3'-Dichlorobenzidine	410	U	410	250
99-09-2	3-Nitroaniline	410	U	410	59
534-52-1	4,6-Dinitro-2-methylphenol	410	U	410	210
101-55-3	4-Bromophenyl phenyl ether	210	U	210	30
59-50-7	4-Chloro-3-methylphenol	210	U	210	52
106-47-8	4-Chloroaniline	210	U	210	52
7005-72-3	4-Chlorophenyl phenyl ether	210	U	210	26
106-44-5	4-Methylphenol	410	U	410	25
100-01-6	4-Nitroaniline	410	U	410	110
100-02-7	4-Nitrophenol	410	U	410	150
83-32-9	Acenaphthene	210	U	210	31
208-96-8	Acenaphthylene	210	U	210	27
98-86-2	Acetophenone	210	U	210	29
120-12-7	Anthracene	210	U	210	52
1912-24-9	Atrazine	210	U	210	74
100-52-7	Benzaldehyde	210	U	210	170 UJ
56-55-3	Benzo[a]anthracene	210	U	210	21
50-32-8	Benzo[a]pyrene	210	U	210	31
205-99-2	Benzo[b]fluoranthene	210	U	210	34

MKP 8/22/2022

FORM I
GC/MS SEMI VOA ORGANICS ANALYSIS DATA SHEET

Lab Name: Eurofins Buffalo | Job No.: 480-200152-1

SDG No.:

Client Sample ID: E10 | Lab Sample ID: 480-200152-6

Matrix: Solid | Lab File ID: V3159130.d

Analysis Method: 8270D | Date Collected: 07/27/2022 12:50

Extract. Method: 3550C | Date Extracted: 07/28/2022 15:24

Sample wt/vol: 30.28(g) | Date Analyzed: 07/29/2022 22:17

Con. Extract Vol.: 1(mL) | Dilution Factor: 1

Injection Volume: 1(uL) | GC Column: RXI-5Sil MS ID: 0.25(mm)

% Moisture: 20.7 % Solids: 79.3 | GPC Cleanup:(Y/N) N

Cleanup Factor: | Level: (low/med) Low

Analysis Batch No.: 635498 | Units: ug/Kg

CAS NO.	COMPOUND NAME	RESULT	Q	RL	MDL
191-24-2	Benzo[g,h,i]perylene	210	U	210	22
207-08-9	Benzo[k]fluoranthene	210	U	210	27
92-52-4	Biphenyl	210	U	210	31
108-60-1	bis (2-chloroisopropyl) ether	210	U	210	42
111-91-1	Bis(2-chloroethoxy)methane	210	U	210	45
111-44-4	Bis(2-chloroethyl)ether	210	U	210	27
117-81-7	Bis(2-ethylhexyl) phthalate	210	U	210	72
85-68-7	Butyl benzyl phthalate	210	U	210	35
105-60-2	Caprolactam	210	U	210	64
86-74-8	Carbazole	210	U	210	25
218-01-9	Chrysene	210	U	210	47
53-70-3	Dibenz(a,h)anthracene	210	U	210	37
132-64-9	Dibenzofuran	210	U	210	25
84-66-2	Diethyl phthalate	210	U	210	27
131-11-3	Dimethyl phthalate	210	U	210	25
84-74-2	Di-n-butyl phthalate	210	U	210	36
117-84-0	Di-n-octyl phthalate	210	U	210	25
206-44-0	Fluoranthene	210	U	210	22
86-73-7	Fluorene	210	U	210	25
118-74-1	Hexachlorobenzene	210	U	210	29
87-68-3	Hexachlorobutadiene	210	U	210	31
77-47-4	Hexachlorocyclopentadiene	210	U	210	29
67-72-1	Hexachloroethane	210	U	210	27
193-39-5	Indeno[1,2,3-cd]pyrene	210	U	210	26
78-59-1	Isophorone	210	U	210	45
91-20-3	Naphthalene	210	U	210	27
98-95-3	Nitrobenzene	210	U	210	24
621-64-7	N-Nitrosodi-n-propylamine	210	U	210	36
86-30-6	N-Nitrosodiphenylamine	210	U	210	170
87-86-5	Pentachlorophenol	410	U	410	210
85-01-8	Phenanthrene	210	U	210	31
108-95-2	Phenol	210	U	210	32

FORM I
GC/MS SEMI VOA ORGANICS ANALYSIS DATA SHEET

Lab Name: Eurofins Buffalo
Job No.: 480-200152-1
SDG No.:
Client Sample ID: E10
Lab Sample ID: 480-200152-6
Matrix: Solid
Lab File ID: V3159130.d
Analysis Method: 8270D
Date Collected: 07/27/2022 12:50
Extract. Method: 3550C
Date Extracted: 07/28/2022 15:24
Sample wt/vol: 30.28(g)
Date Analyzed: 07/29/2022 22:17
Con. Extract Vol.: 1(mL)
Dilution Factor: 1
Injection Volume: 1(uL)
GC Column: RXI-5Sil MS ID: 0.25(mm)
% Moisture: 20.7 % Solids: 79.3
GPC Cleanup:(Y/N) N
Cleanup Factor:
Level: (low/med) Low
Analysis Batch No.: 635498
Units: ug/Kg

CAS NO.	COMPOUND NAME	RESULT	Q	RL	MDL
129-00-0	Pyrene	210	U	210	25

CAS NO.	SURROGATE	%REC	Q	LIMITS
118-79-6	2,4,6-Tribromophenol	98		54-120
321-60-8	2-Fluorobiphenyl	88		60-120
367-12-4	2-Fluorophenol	79		52-120
4165-60-0	Nitrobenzene-d5	75		53-120
4165-62-2	Phenol-d5	78		54-120
1718-51-0	p-Terphenyl-d14	97		79-130

FORM I
GC/MS SEMI VOA ORGANICS ANALYSIS DATA SHEET

Lab Name: Eurofins Buffalo | Job No.: 480-200152-1

SDG No.:

Client Sample ID: SWSW-1 | Lab Sample ID: 480-200152-7

Matrix: Solid | Lab File ID: V3159131.d

Analysis Method: 8270D | Date Collected: 07/27/2022 13:00

Extract. Method: 3550C | Date Extracted: 07/28/2022 15:24

Sample wt/vol: 30.38(g) | Date Analyzed: 07/29/2022 22:41

Con. Extract Vol.: 1(mL) | Dilution Factor: 5

Injection Volume: 1(uL) | GC Column: RXI-5Sil MS ID: 0.25(mm)

% Moisture: 19.8 % Solids: 80.2 | GPC Cleanup:(Y/N) N

Cleanup Factor: | Level: (low/med) Low

Analysis Batch No.: 635498 | Units: ug/Kg

CAS NO.	COMPOUND NAME	RESULT	Q	RL	MDL	
95-95-4	2,4,5-Trichlorophenol	1000	U	1000	280	
88-06-2	2,4,6-Trichlorophenol	1000	U	1000	210	
120-83-2	2,4-Dichlorophenol	1000	U	1000	110	
105-67-9	2,4-Dimethylphenol	1000	U	1000	250	
51-28-5	2,4-Dinitrophenol	10000	U	10000	4800	
121-14-2	2,4-Dinitrotoluene	1000	U	1000	220	
606-20-2	2,6-Dinitrotoluene	1000	U	1000	120	
91-58-7	2-Chloronaphthalene	1000	U	1000	170	
95-57-8	2-Chlorophenol	2000	U	2000	190	
91-57-6	2-Methylnaphthalene	1000	U	1000	210	
95-48-7	2-Methylphenol	1000	U	1000	120	
88-74-4	2-Nitroaniline	2000	U	2000	150	
88-75-5	2-Nitrophenol	1000	U	1000	300	
91-94-1	3,3'-Dichlorobenzidine	2000	U	2000	1200	
99-09-2	3-Nitroaniline	2000	U	2000	290	
534-52-1	4,6-Dinitro-2-methylphenol	2000	U	2000	1000	
101-55-3	4-Bromophenyl phenyl ether	1000	U	1000	150	
59-50-7	4-Chloro-3-methylphenol	1000	U	1000	260	
106-47-8	4-Chloroaniline	1000	U	1000	260	
7005-72-3	4-Chlorophenyl phenyl ether	1000	U	1000	130	
106-44-5	4-Methylphenol	2000	U	2000	120	
100-01-6	4-Nitroaniline	2000	U	2000	550	
100-02-7	4-Nitrophenol	2000	U	2000	730	
83-32-9	Acenaphthene	1000	U	1000	150	
208-96-8	Acenaphthylene	1000	U	1000	140	
98-86-2	Acetophenone	1000	U	1000	140	
120-12-7	Anthracene	1000	U	1000	260	
1912-24-9	Atrazine	1000	U	1000	360	
100-52-7	Benzaldehyde	1000	U	1000	830	UJ
56-55-3	Benzo[a]anthracene	270	J	1000	100	J
50-32-8	Benzo[a]pyrene	350	J	1000	150	J
205-99-2	Benzo[b]fluoranthene	470	J	1000	170	J

MKP 8/22/2022

FORM I
GC/MS SEMI VOA ORGANICS ANALYSIS DATA SHEET

Lab Name: Eurofins Buffalo | Job No.: 480-200152-1

SDG No.:

Client Sample ID: SWSW-1 | Lab Sample ID: 480-200152-7

Matrix: Solid | Lab File ID: V3159131.d

Analysis Method: 8270D | Date Collected: 07/27/2022 13:00

Extract. Method: 3550C | Date Extracted: 07/28/2022 15:24

Sample wt/vol: 30.38(g) | Date Analyzed: 07/29/2022 22:41

Con. Extract Vol.: 1(mL) | Dilution Factor: 5

Injection Volume: 1(uL) | GC Column: RXI-5Sil MS ID: 0.25(mm)

% Moisture: 19.8 % Solids: 80.2 | GPC Cleanup:(Y/N) N

Cleanup Factor: | Level: (low/med) Low

Analysis Batch No.: 635498 | Units: ug/Kg

CAS NO.	COMPOUND NAME	RESULT	Q	RL	MDL	
191-24-2	Benzo[g,h,i]perylene	280	J	1000	110	J
207-08-9	Benzo[k]fluoranthene	200	J	1000	140	J
92-52-4	Biphenyl	1000	U	1000	150	
108-60-1	bis (2-chloroisopropyl) ether	1000	U	1000	210	
111-91-1	Bis(2-chloroethoxy)methane	1000	U	1000	220	
111-44-4	Bis(2-chloroethyl)ether	1000	U	1000	140	
117-81-7	Bis(2-ethylhexyl) phthalate	1000	U	1000	360	
85-68-7	Butyl benzyl phthalate	1000	U	1000	170	
105-60-2	Caprolactam	1000	U	1000	310	
86-74-8	Carbazole	1000	U	1000	120	
218-01-9	Chrysene	340	J	1000	230	J
53-70-3	Dibenz(a,h)anthracene	1000	U	1000	180	
132-64-9	Dibenzofuran	1000	U	1000	120	
84-66-2	Diethyl phthalate	1000	U	1000	140	
131-11-3	Dimethyl phthalate	1000	U	1000	120	
84-74-2	Di-n-butyl phthalate	1000	U	1000	180	
117-84-0	Di-n-octyl phthalate	1000	U	1000	120	
206-44-0	Fluoranthene	670	J	1000	110	J
86-73-7	Fluorene	1000	U	1000	120	
118-74-1	Hexachlorobenzene	1000	U	1000	140	
87-68-3	Hexachlorobutadiene	1000	U	1000	150	
77-47-4	Hexachlorocyclopentadiene	1000	U	1000	140	
67-72-1	Hexachloroethane	1000	U	1000	140	
193-39-5	Indeno[1,2,3-cd]pyrene	240	J	1000	130	J
78-59-1	Isophorone	1000	U	1000	220	
91-20-3	Naphthalene	1000	U	1000	140	
98-95-3	Nitrobenzene	1000	U	1000	120	
621-64-7	N-Nitrosodi-n-propylamine	1000	U	1000	180	
86-30-6	N-Nitrosodiphenylamine	1000	U	1000	850	
87-86-5	Pentachlorophenol	2000	U	2000	1000	
85-01-8	Phenanthrene	260	J	1000	150	J
108-95-2	Phenol	1000	U	1000	160	

MKP 8/22/2022

FORM I
GC/MS SEMI VOA ORGANICS ANALYSIS DATA SHEET

Lab Name: Eurofins Buffalo
Job No.: 480-200152-1
SDG No.:
Client Sample ID: SWSW-1
Lab Sample ID: 480-200152-7
Matrix: Solid
Lab File ID: V3159131.d
Analysis Method: 8270D
Date Collected: 07/27/2022 13:00
Extract. Method: 3550C
Date Extracted: 07/28/2022 15:24
Sample wt/vol: 30.38(g)
Date Analyzed: 07/29/2022 22:41
Con. Extract Vol.: 1(mL)
Dilution Factor: 5
Injection Volume: 1(uL)
GC Column: RXI-5Sil MS ID: 0.25(mm)
% Moisture: 19.8 % Solids: 80.2
GPC Cleanup:(Y/N) N
Cleanup Factor:
Level: (low/med) Low
Analysis Batch No.: 635498
Units: ug/Kg

CAS NO.	COMPOUND NAME	RESULT	Q	RL	MDL	
129-00-0	Pyrene	530	J	1000	120	J

CAS NO.	SURROGATE	%REC	Q	LIMITS
118-79-6	2,4,6-Tribromophenol	153	S1+	54-120
321-60-8	2-Fluorobiphenyl	138	S1+	60-120
367-12-4	2-Fluorophenol	117		52-120
4165-60-0	Nitrobenzene-d5	120		53-120
4165-62-2	Phenol-d5	114		54-120
1718-51-0	p-Terphenyl-d14	152	S1+	79-130

MKP 8/22/2022

FORM I
GC/MS SEMI VOA ORGANICS ANALYSIS DATA SHEET

Lab Name: Eurofins Buffalo | Job No.: 480-200152-1

SDG No.:

Client Sample ID: SWSW-2 | Lab Sample ID: 480-200152-8

Matrix: Solid | Lab File ID: V3159132.d

Analysis Method: 8270D | Date Collected: 07/27/2022 13:10

Extract. Method: 3550C | Date Extracted: 07/28/2022 15:24

Sample wt/vol: 30.21(g) | Date Analyzed: 07/29/2022 23:05

Con. Extract Vol.: 1(mL) | Dilution Factor: 1

Injection Volume: 1(uL) | GC Column: RXI-5Sil MS ID: 0.25(mm)

% Moisture: 16.8 % Solids: 83.2 | GPC Cleanup:(Y/N) N

Cleanup Factor: | Level: (low/med) Low

Analysis Batch No.: 635498 | Units: ug/Kg

CAS NO.	COMPOUND NAME	RESULT	Q	RL	MDL	
95-95-4	2,4,5-Trichlorophenol	200	U	200	55	
88-06-2	2,4,6-Trichlorophenol	200	U	200	41	
120-83-2	2,4-Dichlorophenol	200	U	200	21	
105-67-9	2,4-Dimethylphenol	200	U	200	49	
51-28-5	2,4-Dinitrophenol	2000	U	2000	940	
121-14-2	2,4-Dinitrotoluene	200	U	200	42	
606-20-2	2,6-Dinitrotoluene	200	U	200	24	
91-58-7	2-Chloronaphthalene	200	U	200	33	
95-57-8	2-Chlorophenol	390	U	390	37	
91-57-6	2-Methylnaphthalene	200	U	200	41	
95-48-7	2-Methylphenol	200	U	200	24	
88-74-4	2-Nitroaniline	390	U	390	30	
88-75-5	2-Nitrophenol	200	U	200	57	
91-94-1	3,3'-Dichlorobenzidine	390	U	390	240	
99-09-2	3-Nitroaniline	390	U	390	56	
534-52-1	4,6-Dinitro-2-methylphenol	390	U	390	200	
101-55-3	4-Bromophenyl phenyl ether	200	U	200	29	
59-50-7	4-Chloro-3-methylphenol	200	U	200	50	
106-47-8	4-Chloroaniline	200	U	200	50	
7005-72-3	4-Chlorophenyl phenyl ether	200	U	200	25	
106-44-5	4-Methylphenol	390	U	390	24	
100-01-6	4-Nitroaniline	390	U	390	110	
100-02-7	4-Nitrophenol	390	U	390	140	
83-32-9	Acenaphthene	200	U	200	30	
208-96-8	Acenaphthylene	200	U	200	26	
98-86-2	Acetophenone	200	U	200	27	
120-12-7	Anthracene	200	U	200	50	
1912-24-9	Atrazine	200	U	200	70	
100-52-7	Benzaldehyde	200	U	200	160	UJ
56-55-3	Benzo[a]anthracene	210		200	20	
50-32-8	Benzo[a]pyrene	250		200	30	
205-99-2	Benzo[b]fluoranthene	320		200	32	

MKP 8/22/2022

FORM I
GC/MS SEMI VOA ORGANICS ANALYSIS DATA SHEET

Lab Name: Eurofins Buffalo | Job No.: 480-200152-1

SDG No.:

Client Sample ID: SWSW-2 | Lab Sample ID: 480-200152-8

Matrix: Solid | Lab File ID: V3159132.d

Analysis Method: 8270D | Date Collected: 07/27/2022 13:10

Extract. Method: 3550C | Date Extracted: 07/28/2022 15:24

Sample wt/vol: 30.21(g) | Date Analyzed: 07/29/2022 23:05

Con. Extract Vol.: 1(mL) | Dilution Factor: 1

Injection Volume: 1(uL) | GC Column: RXI-5Sil MS ID: 0.25(mm)

% Moisture: 16.8 % Solids: 83.2 | GPC Cleanup:(Y/N) N

Cleanup Factor: | Level: (low/med) Low

Analysis Batch No.: 635498 | Units: ug/Kg

CAS NO.	COMPOUND NAME	RESULT	Q	RL	MDL
191-24-2	Benzo[g,h,i]perylene	180	J	200	21
207-08-9	Benzo[k]fluoranthene	160	J	200	26
92-52-4	Biphenyl	200	U	200	30
108-60-1	bis (2-chloroisopropyl) ether	200	U	200	41
111-91-1	Bis(2-chloroethoxy)methane	200	U	200	43
111-44-4	Bis(2-chloroethyl)ether	200	U	200	26
117-81-7	Bis(2-ethylhexyl) phthalate	200	U	200	69
85-68-7	Butyl benzyl phthalate	200	U	200	33
105-60-2	Caprolactam	200	U	200	61
86-74-8	Carbazole	200	U	200	24
218-01-9	Chrysene	280		200	45
53-70-3	Dibenz(a,h)anthracene	54	J	200	36
132-64-9	Dibenzofuran	200	U	200	24
84-66-2	Diethyl phthalate	200	U	200	26
131-11-3	Dimethyl phthalate	200	U	200	24
84-74-2	Di-n-butyl phthalate	200	U	200	35
117-84-0	Di-n-octyl phthalate	200	U	200	24
206-44-0	Fluoranthene	390		200	21
86-73-7	Fluorene	200	U	200	24
118-74-1	Hexachlorobenzene	200	U	200	27
87-68-3	Hexachlorobutadiene	200	U	200	30
77-47-4	Hexachlorocyclopentadiene	200	U	200	27
67-72-1	Hexachloroethane	200	U	200	26
193-39-5	Indeno[1,2,3-cd]pyrene	180	J	200	25
78-59-1	Isophorone	200	U	200	43
91-20-3	Naphthalene	200	U	200	26
98-95-3	Nitrobenzene	200	U	200	23
621-64-7	N-Nitrosodi-n-propylamine	200	U	200	35
86-30-6	N-Nitrosodiphenylamine	200	U	200	160
87-86-5	Pentachlorophenol	390	U	390	200
85-01-8	Phenanthrene	160	J	200	30
108-95-2	Phenol	200	U	200	31

FORM I
GC/MS SEMI VOA ORGANICS ANALYSIS DATA SHEET

Lab Name: Eurofins Buffalo
Job No.: 480-200152-1
SDG No.:
Client Sample ID: SWSW-2
Lab Sample ID: 480-200152-8
Matrix: Solid
Lab File ID: V3159132.d
Analysis Method: 8270D
Date Collected: 07/27/2022 13:10
Extract. Method: 3550C
Date Extracted: 07/28/2022 15:24
Sample wt/vol: 30.21(g)
Date Analyzed: 07/29/2022 23:05
Con. Extract Vol.: 1(mL)
Dilution Factor: 1
Injection Volume: 1(uL)
GC Column: RXI-5Sil MS ID: 0.25(mm)
% Moisture: 16.8 % Solids: 83.2
GPC Cleanup:(Y/N) N
Cleanup Factor:
Level: (low/med) Low
Analysis Batch No.: 635498
Units: ug/Kg

CAS NO.	COMPOUND NAME	RESULT	Q	RL	MDL
129-00-0	Pyrene	360		200	24

CAS NO.	SURROGATE	%REC	Q	LIMITS
118-79-6	2,4,6-Tribromophenol	78		54-120
321-60-8	2-Fluorobiphenyl	82		60-120
367-12-4	2-Fluorophenol	61		52-120
4165-60-0	Nitrobenzene-d5	65		53-120
4165-62-2	Phenol-d5	57		54-120
1718-51-0	p-Terphenyl-d14	74	S1-	79-130

FORM I
GC/MS SEMI VOA ORGANICS ANALYSIS DATA SHEET

Lab Name: Eurofins Buffalo | Job No.: 480-200152-1

SDG No.:

Client Sample ID: SSSW-1 | Lab Sample ID: 480-200152-9

Matrix: Solid | Lab File ID: V3159133.d

Analysis Method: 8270D | Date Collected: 07/27/2022 13:10

Extract. Method: 3550C | Date Extracted: 07/28/2022 15:24

Sample wt/vol: 30.18(g) | Date Analyzed: 07/29/2022 23:30

Con. Extract Vol.: 1(mL) | Dilution Factor: 1

Injection Volume: 1(uL) | GC Column: RXI-5Sil MS ID: 0.25(mm)

% Moisture: 15.8 % Solids: 84.2 | GPC Cleanup:(Y/N) N

Cleanup Factor: | Level: (low/med) Low

Analysis Batch No.: 635498 | Units: ug/Kg

CAS NO.	COMPOUND NAME	RESULT	Q	RL	MDL
95-95-4	2,4,5-Trichlorophenol	200	U	200	54
88-06-2	2,4,6-Trichlorophenol	200	U	200	40
120-83-2	2,4-Dichlorophenol	200	U	200	21
105-67-9	2,4-Dimethylphenol	200	U	200	48
51-28-5	2,4-Dinitrophenol	2000	U	2000	930
121-14-2	2,4-Dinitrotoluene	200	U	200	41
606-20-2	2,6-Dinitrotoluene	200	U	200	24
91-58-7	2-Chloronaphthalene	200	U	200	33
95-57-8	2-Chlorophenol	390	U	390	37
91-57-6	2-Methylnaphthalene	200	U	200	40
95-48-7	2-Methylphenol	200	U	200	24
88-74-4	2-Nitroaniline	390	U	390	30
88-75-5	2-Nitrophenol	200	U	200	57
91-94-1	3,3'-Dichlorobenzidine	390	U	390	240
99-09-2	3-Nitroaniline	390	U	390	56
534-52-1	4,6-Dinitro-2-methylphenol	390	U	390	200
101-55-3	4-Bromophenyl phenyl ether	200	U	200	28
59-50-7	4-Chloro-3-methylphenol	200	U	200	50
106-47-8	4-Chloroaniline	200	U	200	50
7005-72-3	4-Chlorophenyl phenyl ether	200	U	200	25
106-44-5	4-Methylphenol	390	U	390	24
100-01-6	4-Nitroaniline	390	U	390	110
100-02-7	4-Nitrophenol	390	U	390	140
83-32-9	Acenaphthene	200	U	200	30
208-96-8	Acenaphthylene	200	U	200	26
98-86-2	Acetophenone	200	U	200	27
120-12-7	Anthracene	73	J	200	50
1912-24-9	Atrazine	200	U	200	70
100-52-7	Benzaldehyde	200	U	200	160
56-55-3	Benzo[a]anthracene	310		200	20
50-32-8	Benzo[a]pyrene	360		200	30
205-99-2	Benzo[b]fluoranthene	400		200	32

UJ

FORM I 8270D

MKP 8/22/2022

FORM I
GC/MS SEMI VOA ORGANICS ANALYSIS DATA SHEET

Lab Name: Eurofins Buffalo | Job No.: 480-200152-1

SDG No.:

Client Sample ID: SSSW-1 | Lab Sample ID: 480-200152-9

Matrix: Solid | Lab File ID: V3159133.d

Analysis Method: 8270D | Date Collected: 07/27/2022 13:10

Extract. Method: 3550C | Date Extracted: 07/28/2022 15:24

Sample wt/vol: 30.18(g) | Date Analyzed: 07/29/2022 23:30

Con. Extract Vol.: 1(mL) | Dilution Factor: 1

Injection Volume: 1(uL) | GC Column: RXI-5Sil MS ID: 0.25(mm)

% Moisture: 15.8 % Solids: 84.2 | GPC Cleanup:(Y/N) N

Cleanup Factor: | Level: (low/med) Low

Analysis Batch No.: 635498 | Units: ug/Kg

CAS NO.	COMPOUND NAME	RESULT	Q	RL	MDL
191-24-2	Benzo[g,h,i]perylene	210		200	21
207-08-9	Benzo[k]fluoranthene	210		200	26
92-52-4	Biphenyl	200	U	200	30
108-60-1	bis (2-chloroisopropyl) ether	200	U	200	40
111-91-1	Bis(2-chloroethoxy)methane	200	U	200	43
111-44-4	Bis(2-chloroethyl)ether	200	U	200	26
117-81-7	Bis(2-ethylhexyl) phthalate	110	J	200	69
85-68-7	Butyl benzyl phthalate	200	U	200	33
105-60-2	Caprolactam	200	U	200	60
86-74-8	Carbazole	26	J	200	24
218-01-9	Chrysene	380		200	45
53-70-3	Dibenz(a,h)anthracene	60	J	200	35
132-64-9	Dibenzofuran	200	U	200	24
84-66-2	Diethyl phthalate	200	U	200	26
131-11-3	Dimethyl phthalate	200	U	200	24
84-74-2	Di-n-butyl phthalate	200	U	200	34
117-84-0	Di-n-octyl phthalate	200	U	200	24
206-44-0	Fluoranthene	640		200	21
86-73-7	Fluorene	200	U	200	24
118-74-1	Hexachlorobenzene	200	U	200	27
87-68-3	Hexachlorobutadiene	200	U	200	30
77-47-4	Hexachlorocyclopentadiene	200	U	200	27
67-72-1	Hexachloroethane	200	U	200	26
193-39-5	Indeno[1,2,3-cd]pyrene	200		200	25
78-59-1	Isophorone	200	U	200	43
91-20-3	Naphthalene	200	U	200	26
98-95-3	Nitrobenzene	200	U	200	22
621-64-7	N-Nitrosodi-n-propylamine	200	U	200	34
86-30-6	N-Nitrosodiphenylamine	200	U	200	160
87-86-5	Pentachlorophenol	390	U	390	200
85-01-8	Phenanthrene	320		200	30
108-95-2	Phenol	200	U	200	31

FORM I
GC/MS SEMI VOA ORGANICS ANALYSIS DATA SHEET

Lab Name: Eurofins Buffalo
Job No.: 480-200152-1
SDG No.:
Client Sample ID: SSSW-1
Lab Sample ID: 480-200152-9
Matrix: Solid
Lab File ID: V3159133.d
Analysis Method: 8270D
Date Collected: 07/27/2022 13:10
Extract. Method: 3550C
Date Extracted: 07/28/2022 15:24
Sample wt/vol: 30.18(g)
Date Analyzed: 07/29/2022 23:30
Con. Extract Vol.: 1(mL)
Dilution Factor: 1
Injection Volume: 1(uL)
GC Column: RXI-5Sil MS ID: 0.25(mm)
% Moisture: 15.8 % Solids: 84.2
GPC Cleanup:(Y/N) N
Cleanup Factor:
Level: (low/med) Low
Analysis Batch No.: 635498
Units: ug/Kg

CAS NO.	COMPOUND NAME	RESULT	Q	RL	MDL
129-00-0	Pyrene	520		200	24

CAS NO.	SURROGATE	%REC	Q	LIMITS
118-79-6	2,4,6-Tribromophenol	84		54-120
321-60-8	2-Fluorobiphenyl	87		60-120
367-12-4	2-Fluorophenol	66		52-120
4165-60-0	Nitrobenzene-d5	67		53-120
4165-62-2	Phenol-d5	62		54-120
1718-51-0	p-Terphenyl-d14	74	S1-	79-130

FORM I
GC/MS SEMI VOA ORGANICS ANALYSIS DATA SHEET

Lab Name: Eurofins Buffalo | Job No.: 480-200152-1

SDG No.:

Client Sample ID: SSSW-2 | Lab Sample ID: 480-200152-10

Matrix: Solid | Lab File ID: V3159134.d

Analysis Method: 8270D | Date Collected: 07/27/2022 13:10

Extract. Method: 3550C | Date Extracted: 07/28/2022 15:24

Sample wt/vol: 30.32(g) | Date Analyzed: 07/29/2022 23:54

Con. Extract Vol.: 1(mL) | Dilution Factor: 1

Injection Volume: 1(uL) | GC Column: RXI-5Sil MS ID: 0.25(mm)

% Moisture: 14.9 % Solids: 85.1 | GPC Cleanup:(Y/N) N

Cleanup Factor: | Level: (low/med) Low

Analysis Batch No.: 635498 | Units: ug/Kg

CAS NO.	COMPOUND NAME	RESULT	Q	RL	MDL	
95-95-4	2,4,5-Trichlorophenol	200	U	200	53	
88-06-2	2,4,6-Trichlorophenol	200	U	200	40	
120-83-2	2,4-Dichlorophenol	200	U	200	21	
105-67-9	2,4-Dimethylphenol	200	U	200	48	
51-28-5	2,4-Dinitrophenol	1900	U	1900	910	
121-14-2	2,4-Dinitrotoluene	200	U	200	41	
606-20-2	2,6-Dinitrotoluene	200	U	200	23	
91-58-7	2-Chloronaphthalene	200	U	200	33	
95-57-8	2-Chlorophenol	380	U	380	36	
91-57-6	2-Methylnaphthalene	200	U	200	40	
95-48-7	2-Methylphenol	200	U	200	23	
88-74-4	2-Nitroaniline	380	U	380	29	
88-75-5	2-Nitrophenol	200	U	200	56	
91-94-1	3,3'-Dichlorobenzidine	380	U	380	230	
99-09-2	3-Nitroaniline	380	U	380	55	
534-52-1	4,6-Dinitro-2-methylphenol	380	U	380	200	
101-55-3	4-Bromophenyl phenyl ether	200	U	200	28	
59-50-7	4-Chloro-3-methylphenol	200	U	200	49	
106-47-8	4-Chloroaniline	200	U	200	49	
7005-72-3	4-Chlorophenyl phenyl ether	200	U	200	24	
106-44-5	4-Methylphenol	380	U	380	23	
100-01-6	4-Nitroaniline	380	U	380	100	
100-02-7	4-Nitrophenol	380	U	380	140	
83-32-9	Acenaphthene	52	J	200	29	
208-96-8	Acenaphthylene	200	U	200	26	
98-86-2	Acetophenone	200	U	200	27	
120-12-7	Anthracene	77	J	200	49	
1912-24-9	Atrazine	200	U	200	69	
100-52-7	Benzaldehyde	200	U	200	160	UJ
56-55-3	Benzo[a]anthracene	330		200	20	
50-32-8	Benzo[a]pyrene	420		200	29	
205-99-2	Benzo[b]fluoranthene	470		200	31	

MKP 8/22/2022

FORM I
GC/MS SEMI VOA ORGANICS ANALYSIS DATA SHEET

Lab Name: Eurofins Buffalo | Job No.: 480-200152-1

SDG No.:

Client Sample ID: SSSW-2 | Lab Sample ID: 480-200152-10

Matrix: Solid | Lab File ID: V3159134.d

Analysis Method: 8270D | Date Collected: 07/27/2022 13:10

Extract. Method: 3550C | Date Extracted: 07/28/2022 15:24

Sample wt/vol: 30.32(g) | Date Analyzed: 07/29/2022 23:54

Con. Extract Vol.: 1(mL) | Dilution Factor: 1

Injection Volume: 1(uL) | GC Column: RXI-5Sil MS ID: 0.25(mm)

% Moisture: 14.9 % Solids: 85.1 | GPC Cleanup:(Y/N) N

Cleanup Factor: | Level: (low/med) Low

Analysis Batch No.: 635498 | Units: ug/Kg

CAS NO.	COMPOUND NAME	RESULT	Q	RL	MDL
191-24-2	Benzo[g,h,i]perylene	210		200	21
207-08-9	Benzo[k]fluoranthene	270		200	26
92-52-4	Biphenyl	200	U	200	29
108-60-1	bis (2-chloroisopropyl) ether	200	U	200	40
111-91-1	Bis(2-chloroethoxy)methane	200	U	200	42
111-44-4	Bis(2-chloroethyl)ether	200	U	200	26
117-81-7	Bis(2-ethylhexyl) phthalate	200	U	200	67
85-68-7	Butyl benzyl phthalate	200	U	200	33
105-60-2	Caprolactam	200	U	200	59
86-74-8	Carbazole	51	J	200	23
218-01-9	Chrysene	440		200	44
53-70-3	Dibenz(a,h)anthracene	70	J	200	35
132-64-9	Dibenzofuran	31	J	200	23
84-66-2	Diethyl phthalate	200	U	200	26
131-11-3	Dimethyl phthalate	200	U	200	23
84-74-2	Di-n-butyl phthalate	200	U	200	34
117-84-0	Di-n-octyl phthalate	200	U	200	23
206-44-0	Fluoranthene	760		200	21
86-73-7	Fluorene	46	J	200	23
118-74-1	Hexachlorobenzene	200	U	200	27
87-68-3	Hexachlorobutadiene	200	U	200	29
77-47-4	Hexachlorocyclopentadiene	200	U	200	27
67-72-1	Hexachloroethane	200	U	200	26
193-39-5	Indeno[1,2,3-cd]pyrene	220		200	24
78-59-1	Isophorone	200	U	200	42
91-20-3	Naphthalene	28	J	200	26
98-95-3	Nitrobenzene	200	U	200	22
621-64-7	N-Nitrosodi-n-propylamine	200	U	200	34
86-30-6	N-Nitrosodiphenylamine	200	U	200	160
87-86-5	Pentachlorophenol	380	U	380	200
85-01-8	Phenanthrene	490		200	29
108-95-2	Phenol	200	U	200	30

FORM I
GC/MS SEMI VOA ORGANICS ANALYSIS DATA SHEET

Lab Name: Eurofins Buffalo
Job No.: 480-200152-1
SDG No.:
Client Sample ID: SSSW-2
Lab Sample ID: 480-200152-10
Matrix: Solid
Lab File ID: V3159134.d
Analysis Method: 8270D
Date Collected: 07/27/2022 13:10
Extract. Method: 3550C
Date Extracted: 07/28/2022 15:24
Sample wt/vol: 30.32(g)
Date Analyzed: 07/29/2022 23:54
Con. Extract Vol.: 1(mL)
Dilution Factor: 1
Injection Volume: 1(uL)
GC Column: RXI-5Sil MS ID: 0.25(mm)
% Moisture: 14.9 % Solids: 85.1
GPC Cleanup:(Y/N) N
Cleanup Factor:
Level: (low/med) Low
Analysis Batch No.: 635498
Units: ug/Kg

CAS NO.	COMPOUND NAME	RESULT	Q	RL	MDL
129-00-0	Pyrene	590		200	23

CAS NO.	SURROGATE	%REC	Q	LIMITS
118-79-6	2,4,6-Tribromophenol	90		54-120
321-60-8	2-Fluorobiphenyl	90		60-120
367-12-4	2-Fluorophenol	68		52-120
4165-60-0	Nitrobenzene-d5	71		53-120
4165-62-2	Phenol-d5	66		54-120
1718-51-0	p-Terphenyl-d14	83		79-130

Method 8081B

Organochlorine Pesticides (GC) by Method 8081B

FORM I
PESTICIDES ORGANICS ANALYSIS DATA SHEET

Lab Name: Eurofins Buffalo
Job No.: 480-200152-1
SDG No.:
Client Sample ID: A9
Lab Sample ID: 480-200152-1
Matrix: Solid
Lab File ID: 25_60-241.D
Analysis Method: 8081B
Date Collected: 07/27/2022 12:00
Extraction Method: 3550C
Date Extracted: 07/28/2022 15:33
Sample wt/vol: 30.80(g)
Date Analyzed: 07/29/2022 11:32
Con. Extract Vol.: 10(mL)
Dilution Factor: 1
Injection Volume: 1(uL)
GC Column: RTX-CLPI ID: 0.53(mm)
% Moisture: 18.3 % Solids: 81.7
GPC Cleanup:(Y/N) N
Cleanup Factor:
Analysis Batch No.: 635415
Units: ug/Kg

CAS NO.	COMPOUND NAME	RESULT	Q	RL	MDL
72-54-8	4,4'-DDD	2.0	U	2.0	0.39
72-55-9	4,4'-DDE	2.0	U	2.0	0.42
50-29-3	4,4'-DDT	2.0	U	2.0	0.46
309-00-2	Aldrin	2.0	U	2.0	0.49
319-84-6	alpha-BHC	2.0	U	2.0	0.36
319-85-7	beta-BHC	2.0	U	2.0	0.36
5103-71-9	cis-Chlordane	2.0	U	2.0	0.99
319-86-8	delta-BHC	2.0	U	2.0	0.37
60-57-1	Dieldrin	2.0	U	2.0	0.48
959-98-8	Endosulfan I	2.0	U	2.0	0.38
33213-65-9	Endosulfan II	2.0	U	2.0	0.36
1031-07-8	Endosulfan sulfate	2.0	U	2.0	0.37
72-20-8	Endrin	2.0	U	2.0	0.39
7421-93-4	Endrin aldehyde	2.0	U	2.0	0.51
53494-70-5	Endrin ketone	2.0	U	2.0	0.49
58-89-9	gamma-BHC (Lindane)	2.0	U	2.0	0.36
76-44-8	Heptachlor	2.0	U	2.0	0.43
1024-57-3	Heptachlor epoxide	2.0	U	2.0	0.51
72-43-5	Methoxychlor	2.0	U	2.0	0.41
8001-35-2	Toxaphene	20	U	20	12
5103-74-2	trans-Chlordane	2.0	U	2.0	0.63

CAS NO.	SURROGATE	%REC	Q	LIMITS
2051-24-3	DCB Decachlorobiphenyl	89		45-120
877-09-8	Tetrachloro-m-xylene	93		30-124

FORM I
PESTICIDES ORGANICS ANALYSIS DATA SHEET

Lab Name: Eurofins Buffalo
Job No.: 480-200152-1
SDG No.:
Client Sample ID: A10
Lab Sample ID: 480-200152-2
Matrix: Solid
Lab File ID: 25_60-242.D
Analysis Method: 8081B
Date Collected: 07/27/2022 12:10
Extraction Method: 3550C
Date Extracted: 07/28/2022 15:33
Sample wt/vol: 30.65(g)
Date Analyzed: 07/29/2022 11:52
Con. Extract Vol.: 10(mL)
Dilution Factor: 1
Injection Volume: 1(uL)
GC Column: RTX-CLPI ID: 0.53(mm)
% Moisture: 18.1 % Solids: 81.9
GPC Cleanup:(Y/N) N
Cleanup Factor:
Analysis Batch No.: 635415
Units: ug/Kg

CAS NO.	COMPOUND NAME	RESULT	Q	RL	MDL
72-54-8	4,4'-DDD	2.0	U	2.0	0.39
72-55-9	4,4'-DDE	2.0	U	2.0	0.42
50-29-3	4,4'-DDT	2.0	U	2.0	0.47
309-00-2	Aldrin	2.0	U	2.0	0.49
319-84-6	alpha-BHC	2.0	U	2.0	0.36
319-85-7	beta-BHC	2.0	U	2.0	0.36
5103-71-9	cis-Chlordane	2.0	U	2.0	0.99
319-86-8	delta-BHC	2.0	U	2.0	0.37
60-57-1	Dieldrin	2.0	U	2.0	0.48
959-98-8	Endosulfan I	2.0	U	2.0	0.38
33213-65-9	Endosulfan II	2.0	U	2.0	0.36
1031-07-8	Endosulfan sulfate	2.0	U	2.0	0.37
72-20-8	Endrin	2.0	U	2.0	0.39
7421-93-4	Endrin aldehyde	2.0	U	2.0	0.51
53494-70-5	Endrin ketone	2.0	U	2.0	0.49
58-89-9	gamma-BHC (Lindane)	2.0	U	2.0	0.37
76-44-8	Heptachlor	2.0	U	2.0	0.43
1024-57-3	Heptachlor epoxide	2.0	U	2.0	0.51
72-43-5	Methoxychlor	2.0	U	2.0	0.41
8001-35-2	Toxaphene	20	U	20	12
5103-74-2	trans-Chlordane	2.0	U	2.0	0.63

CAS NO.	SURROGATE	%REC	Q	LIMITS
2051-24-3	DCB Decachlorobiphenyl	93		45-120
877-09-8	Tetrachloro-m-xylene	97		30-124

FORM I
PESTICIDES ORGANICS ANALYSIS DATA SHEET

Lab Name: Eurofins Buffalo
Job No.: 480-200152-1
SDG No.:
Client Sample ID: A11
Lab Sample ID: 480-200152-3
Matrix: Solid
Lab File ID: 25_60-243.D
Analysis Method: 8081B
Date Collected: 07/27/2022 12:20
Extraction Method: 3550C
Date Extracted: 07/28/2022 15:33
Sample wt/vol: 30.72(g)
Date Analyzed: 07/29/2022 12:12
Con. Extract Vol.: 10(mL)
Dilution Factor: 1
Injection Volume: 1(uL)
GC Column: RTX-CLPI ID: 0.53(mm)
% Moisture: 18.5 % Solids: 81.5
GPC Cleanup:(Y/N) N
Cleanup Factor:
Analysis Batch No.: 635415
Units: ug/Kg

CAS NO.	COMPOUND NAME	RESULT	Q	RL	MDL
72-54-8	4,4'-DDD	2.0	U	2.0	0.39
72-55-9	4,4'-DDE	2.0	U	2.0	0.42
50-29-3	4,4'-DDT	2.0	U	2.0	0.47
309-00-2	Aldrin	2.0	U	2.0	0.49
319-84-6	alpha-BHC	2.0	U	2.0	0.36
319-85-7	beta-BHC	2.0	U	2.0	0.36
5103-71-9	cis-Chlordane	2.0	U	2.0	0.99
319-86-8	delta-BHC	2.0	U	2.0	0.37
60-57-1	Dieldrin	2.0	U	2.0	0.48
959-98-8	Endosulfan I	2.0	U	2.0	0.38
33213-65-9	Endosulfan II	2.0	U	2.0	0.36
1031-07-8	Endosulfan sulfate	2.0	U	2.0	0.37
72-20-8	Endrin	2.0	U	2.0	0.40
7421-93-4	Endrin aldehyde	2.0	U	2.0	0.51
53494-70-5	Endrin ketone	2.0	U	2.0	0.49
58-89-9	gamma-BHC (Lindane)	2.0	U	2.0	0.37
76-44-8	Heptachlor	2.0	U	2.0	0.43
1024-57-3	Heptachlor epoxide	2.0	U	2.0	0.52
72-43-5	Methoxychlor	2.0	U	2.0	0.41
8001-35-2	Toxaphene	20	U	20	12
5103-74-2	trans-Chlordane	2.0	U	2.0	0.64

CAS NO.	SURROGATE	%REC	Q	LIMITS
2051-24-3	DCB Decachlorobiphenyl	94		45-120
877-09-8	Tetrachloro-m-xylene	95		30-124

FORM I
PESTICIDES ORGANICS ANALYSIS DATA SHEET

Lab Name: Eurofins Buffalo
Job No.: 480-200152-1
SDG No.:
Client Sample ID: B10
Lab Sample ID: 480-200152-4
Matrix: Solid
Lab File ID: 25_60-244.D
Analysis Method: 8081B
Date Collected: 07/27/2022 12:30
Extraction Method: 3550C
Date Extracted: 07/28/2022 15:33
Sample wt/vol: 30.67(g)
Date Analyzed: 07/29/2022 12:32
Con. Extract Vol.: 10(mL)
Dilution Factor: 1
Injection Volume: 1(uL)
GC Column: RTX-CLPI ID: 0.53(mm)
% Moisture: 18.9 % Solids: 81.1
GPC Cleanup:(Y/N) N
Cleanup Factor:
Analysis Batch No.: 635415
Units: ug/Kg

CAS NO.	COMPOUND NAME	RESULT	Q	RL	MDL
72-54-8	4,4'-DDD	2.0	U	2.0	0.39
72-55-9	4,4'-DDE	2.0	U	2.0	0.42
50-29-3	4,4'-DDT	2.0	U	2.0	0.47
309-00-2	Aldrin	2.0	U	2.0	0.49
319-84-6	alpha-BHC	2.0	U	2.0	0.36
319-85-7	beta-BHC	2.0	U	2.0	0.36
5103-71-9	cis-Chlordane	2.0	U	2.0	1.0
319-86-8	delta-BHC	2.0	U	2.0	0.37
60-57-1	Dieldrin	2.0	U	2.0	0.48
959-98-8	Endosulfan I	2.0	U	2.0	0.39
33213-65-9	Endosulfan II	2.0	U	2.0	0.36
1031-07-8	Endosulfan sulfate	2.0	U	2.0	0.38
72-20-8	Endrin	2.0	U	2.0	0.40
7421-93-4	Endrin aldehyde	2.0	U	2.0	0.51
53494-70-5	Endrin ketone	2.0	U	2.0	0.49
58-89-9	gamma-BHC (Lindane)	2.0	U	2.0	0.37
76-44-8	Heptachlor	2.0	U	2.0	0.44
1024-57-3	Heptachlor epoxide	2.0	U	2.0	0.52
72-43-5	Methoxychlor	2.0	U	2.0	0.41
8001-35-2	Toxaphene	20	U	20	12
5103-74-2	trans-Chlordane	2.0	U	2.0	0.64

CAS NO.	SURROGATE	%REC	Q	LIMITS
2051-24-3	DCB Decachlorobiphenyl	94		45-120
877-09-8	Tetrachloro-m-xylene	87		30-124

FORM I
PESTICIDES ORGANICS ANALYSIS DATA SHEET

Lab Name: Eurofins Buffalo
Job No.: 480-200152-1
SDG No.:
Client Sample ID: B11
Lab Sample ID: 480-200152-5
Matrix: Solid
Lab File ID: 25_60-245.D
Analysis Method: 8081B
Date Collected: 07/27/2022 12:40
Extraction Method: 3550C
Date Extracted: 07/28/2022 15:33
Sample wt/vol: 30.52(g)
Date Analyzed: 07/29/2022 12:51
Con. Extract Vol.: 10(mL)
Dilution Factor: 1
Injection Volume: 1(uL)
GC Column: RTX-CLPI ID: 0.53(mm)
% Moisture: 17.4 % Solids: 82.6
GPC Cleanup:(Y/N) N
Cleanup Factor:
Analysis Batch No.: 635415
Units: ug/Kg

CAS NO.	COMPOUND NAME	RESULT	Q	RL	MDL
72-54-8	4,4'-DDD	2.0	U	2.0	0.39
72-55-9	4,4'-DDE	2.0	U	2.0	0.42
50-29-3	4,4'-DDT	2.0	U	2.0	0.46
309-00-2	Aldrin	2.0	U	2.0	0.49
319-84-6	alpha-BHC	2.0	U	2.0	0.36
319-85-7	beta-BHC	2.0	U	2.0	0.36
5103-71-9	cis-Chlordane	2.0	U	2.0	0.99
319-86-8	delta-BHC	2.0	U	2.0	0.37
60-57-1	Dieldrin	2.0	U	2.0	0.48
959-98-8	Endosulfan I	2.0	U	2.0	0.38
33213-65-9	Endosulfan II	2.0	U	2.0	0.36
1031-07-8	Endosulfan sulfate	2.0	U	2.0	0.37
72-20-8	Endrin	2.0	U	2.0	0.39
7421-93-4	Endrin aldehyde	2.0	U	2.0	0.51
53494-70-5	Endrin ketone	2.0	U	2.0	0.49
58-89-9	gamma-BHC (Lindane)	2.0	U	2.0	0.36
76-44-8	Heptachlor	2.0	U	2.0	0.43
1024-57-3	Heptachlor epoxide	2.0	U	2.0	0.51
72-43-5	Methoxychlor	2.0	U	2.0	0.40
8001-35-2	Toxaphene	20	U	20	12
5103-74-2	trans-Chlordane	2.0	U	2.0	0.63

CAS NO.	SURROGATE	%REC	Q	LIMITS
2051-24-3	DCB Decachlorobiphenyl	93		45-120
877-09-8	Tetrachloro-m-xylene	90		30-124

FORM I
PESTICIDES ORGANICS ANALYSIS DATA SHEET

Lab Name: Eurofins Buffalo
Job No.: 480-200152-1
SDG No.:
Client Sample ID: E10
Lab Sample ID: 480-200152-6
Matrix: Solid
Lab File ID: 25_60-246.D
Analysis Method: 8081B
Date Collected: 07/27/2022 12:50
Extraction Method: 3550C
Date Extracted: 07/28/2022 15:33
Sample wt/vol: 30.30(g)
Date Analyzed: 07/29/2022 13:11
Con. Extract Vol.: 10(mL)
Dilution Factor: 1
Injection Volume: 1(uL)
GC Column: RTX-CLPI ID: 0.53(mm)
% Moisture: 20.7 % Solids: 79.3
GPC Cleanup:(Y/N) N
Cleanup Factor:
Analysis Batch No.: 635415
Units: ug/Kg

CAS NO.	COMPOUND NAME	RESULT	Q	RL	MDL
72-54-8	4,4'-DDD	2.1	U	2.1	0.40
72-55-9	4,4'-DDE	2.1	U	2.1	0.44
50-29-3	4,4'-DDT	2.1	U	2.1	0.49
309-00-2	Aldrin	2.1	U	2.1	0.51
319-84-6	alpha-BHC	2.1	U	2.1	0.37
319-85-7	beta-BHC	2.1	U	2.1	0.37
5103-71-9	cis-Chlordane	2.1	U	2.1	1.0
319-86-8	delta-BHC	2.1	U	2.1	0.39
60-57-1	Dieldrin	2.1	U	2.1	0.50
959-98-8	Endosulfan I	2.1	U	2.1	0.40
33213-65-9	Endosulfan II	2.1	U	2.1	0.37
1031-07-8	Endosulfan sulfate	2.1	U	2.1	0.39
72-20-8	Endrin	2.1	U	2.1	0.41
7421-93-4	Endrin aldehyde	2.1	U	2.1	0.53
53494-70-5	Endrin ketone	2.1	U	2.1	0.51
58-89-9	gamma-BHC (Lindane)	2.1	U	2.1	0.38
76-44-8	Heptachlor	2.1	U	2.1	0.45
1024-57-3	Heptachlor epoxide	2.1	U	2.1	0.54
72-43-5	Methoxychlor	2.1	U	2.1	0.42
8001-35-2	Toxaphene	21	U	21	12
5103-74-2	trans-Chlordane	2.1	U	2.1	0.66

CAS NO.	SURROGATE	%REC	Q	LIMITS
2051-24-3	DCB Decachlorobiphenyl	97		45-120
877-09-8	Tetrachloro-m-xylene	97		30-124

FORM I
PESTICIDES ORGANICS ANALYSIS DATA SHEET

Lab Name: Eurofins Buffalo
Job No.: 480-200152-1
SDG No.:
Client Sample ID: SWSW-1
Lab Sample ID: 480-200152-7
Matrix: Solid
Lab File ID: 25_60-247.D
Analysis Method: 8081B
Date Collected: 07/27/2022 13:00
Extraction Method: 3550C
Date Extracted: 07/28/2022 15:33
Sample wt/vol: 30.63(g)
Date Analyzed: 07/29/2022 13:31
Con. Extract Vol.: 10(mL)
Dilution Factor: 5
Injection Volume: 1(uL)
GC Column: RTX-CLPI ID: 0.53(mm)
% Moisture: 19.8 % Solids: 80.2
GPC Cleanup:(Y/N) N
Cleanup Factor:
Analysis Batch No.: 635415
Units: ug/Kg

CAS NO.	COMPOUND NAME	RESULT	Q	RL	MDL
72-54-8	4,4'-DDD	10	U	10	2.0
72-55-9	4,4'-DDE	10	U	10	2.1
50-29-3	4,4'-DDT	3.1	J	10	2.4
309-00-2	Aldrin	10	U	10	2.5
319-84-6	alpha-BHC	10	U	10	1.8
319-85-7	beta-BHC	10	U	10	1.8
5103-71-9	cis-Chlordane	10	U	10	5.1
319-86-8	delta-BHC	10	U	10	1.9
60-57-1	Dieldrin	10	U	10	2.4
959-98-8	Endosulfan I	10	U	10	2.0
33213-65-9	Endosulfan II	10	U	10	1.8
1031-07-8	Endosulfan sulfate	10	U	10	1.9
72-20-8	Endrin	10	U	10	2.0
7421-93-4	Endrin aldehyde	10	U	10	2.6
53494-70-5	Endrin ketone	10	U	10	2.5
58-89-9	gamma-BHC (Lindane)	10	U	10	1.9
76-44-8	Heptachlor	10	U	10	2.2
1024-57-3	Heptachlor epoxide	10	U	10	2.6
72-43-5	Methoxychlor	10	U	10	2.1
8001-35-2	Toxaphene	100	U	100	59
5103-74-2	trans-Chlordane	10	U	10	3.2

CAS NO.	SURROGATE	%REC	Q	LIMITS
2051-24-3	DCB Decachlorobiphenyl	118		45-120
877-09-8	Tetrachloro-m-xylene	102		30-124

FORM I
PESTICIDES ORGANICS ANALYSIS DATA SHEET

Lab Name: Eurofins Buffalo
Job No.: 480-200152-1
SDG No.:
Client Sample ID: SWSW-2
Lab Sample ID: 480-200152-8
Matrix: Solid
Lab File ID: 25_60-248.D
Analysis Method: 8081B
Date Collected: 07/27/2022 13:10
Extraction Method: 3550C
Date Extracted: 07/28/2022 15:33
Sample wt/vol: 30.18(g)
Date Analyzed: 07/29/2022 13:50
Con. Extract Vol.: 10(mL)
Dilution Factor: 5
Injection Volume: 1(uL)
GC Column: RTX-CLPI ID: 0.53(mm)
% Moisture: 16.8 % Solids: 83.2
GPC Cleanup:(Y/N) N
Cleanup Factor:
Analysis Batch No.: 635415
Units: ug/Kg

CAS NO.	COMPOUND NAME	RESULT	Q	RL	MDL	
72-54-8	4,4'-DDD	10	U	10	1.9	
72-55-9	4,4'-DDE	10	U	10	2.1	
50-29-3	4,4'-DDT	4.0	J	10	2.3	J
309-00-2	Aldrin	10	U	10	2.4	
319-84-6	alpha-BHC	10	U	10	1.8	
319-85-7	beta-BHC	10	U	10	1.8	
5103-71-9	cis-Chlordane	10	U	10	5.0	
319-86-8	delta-BHC	10	U	10	1.9	
60-57-1	Dieldrin	10	U	10	2.4	
959-98-8	Endosulfan I	10	U	10	1.9	
33213-65-9	Endosulfan II	10	U	10	1.8	
1031-07-8	Endosulfan sulfate	10	U	10	1.9	
72-20-8	Endrin	10	U	10	2.0	
7421-93-4	Endrin aldehyde	10	U	10	2.5	
53494-70-5	Endrin ketone	10	U	10	2.4	
58-89-9	gamma-BHC (Lindane)	10	U	10	1.8	
76-44-8	Heptachlor	10	U	10	2.2	
1024-57-3	Heptachlor epoxide	10	U	10	2.6	
72-43-5	Methoxychlor	10	U	10	2.0	
8001-35-2	Toxaphene	100	U	100	58	
5103-74-2	trans-Chlordane	10	U	10	3.2	

CAS NO.	SURROGATE	%REC	Q	LIMITS
2051-24-3	DCB Decachlorobiphenyl	123	S1+	45-120
877-09-8	Tetrachloro-m-xylene	107		30-124

MKP 8/22/2022

FORM I
PESTICIDES ORGANICS ANALYSIS DATA SHEET

Lab Name: Eurofins Buffalo
Job No.: 480-200152-1
SDG No.:
Client Sample ID: SSSW-1
Lab Sample ID: 480-200152-9
Matrix: Solid
Lab File ID: 25_60-249.D
Analysis Method: 8081B
Date Collected: 07/27/2022 13:10
Extraction Method: 3550C
Date Extracted: 07/28/2022 15:33
Sample wt/vol: 30.21(g)
Date Analyzed: 07/29/2022 14:10
Con. Extract Vol.: 10(mL)
Dilution Factor: 5
Injection Volume: 1(uL)
GC Column: RTX-CLPI ID: 0.53(mm)
% Moisture: 15.8 % Solids: 84.2
GPC Cleanup:(Y/N) N
Cleanup Factor:
Analysis Batch No.: 635415
Units: ug/Kg

CAS NO.	COMPOUND NAME	RESULT	Q	RL	MDL	
72-54-8	4,4'-DDD	9.9	U	9.9	1.9	
72-55-9	4,4'-DDE	2.7	J	9.9	2.1	
50-29-3	4,4'-DDT	4.1	J	9.9	2.3	
309-00-2	Aldrin	9.9	U	9.9	2.4	
319-84-6	alpha-BHC	9.9	U	9.9	1.8	
319-85-7	beta-BHC	9.9	U	9.9	1.8	
5103-71-9	cis-Chlordane	9.9	U	9.9	4.9	
319-86-8	delta-BHC	9.9	U	9.9	1.8	
60-57-1	Dieldrin	9.9	U	9.9	2.4	
959-98-8	Endosulfan I	9.9	U	9.9	1.9	
33213-65-9	Endosulfan II	9.9	U	9.9	1.8	
1031-07-8	Endosulfan sulfate	9.9	U	9.9	1.8	
72-20-8	Endrin	9.9	U	9.9	1.9	
7421-93-4	Endrin aldehyde	9.9	U	9.9	2.5	
53494-70-5	Endrin ketone	9.9	U	9.9	2.4	
58-89-9	gamma-BHC (Lindane)	9.9	U	9.9	1.8	
76-44-8	Heptachlor	9.9	U	9.9	2.1	
1024-57-3	Heptachlor epoxide	9.9	U	9.9	2.5	
72-43-5	Methoxychlor	2.3	J	9.9	2.0	NJ
8001-35-2	Toxaphene	99	U	99	57	
5103-74-2	trans-Chlordane	9.9	U	9.9	3.1	

CAS NO.	SURROGATE	%REC	Q	LIMITS
2051-24-3	DCB Decachlorobiphenyl	121	S1+	45-120
877-09-8	Tetrachloro-m-xylene	99		30-124

MKP 8/22/2022

FORM I
PESTICIDES ORGANICS ANALYSIS DATA SHEET

Lab Name: Eurofins Buffalo
Job No.: 480-200152-1
SDG No.:
Client Sample ID: SSSW-2
Lab Sample ID: 480-200152-10
Matrix: Solid
Lab File ID: 25_60-250.D
Analysis Method: 8081B
Date Collected: 07/27/2022 13:10
Extraction Method: 3550C
Date Extracted: 07/28/2022 15:33
Sample wt/vol: 30.36(g)
Date Analyzed: 07/29/2022 14:30
Con. Extract Vol.: 10(mL)
Dilution Factor: 5
Injection Volume: 1(uL)
GC Column: RTX-CLPI ID: 0.53(mm)
% Moisture: 14.9 % Solids: 85.1
GPC Cleanup:(Y/N) N
Cleanup Factor:
Analysis Batch No.: 635415
Units: ug/Kg

CAS NO.	COMPOUND NAME	RESULT	Q	RL	MDL	
72-54-8	4,4'-DDD	9.7	U	9.7	1.9	
72-55-9	4,4'-DDE	2.6	J	9.7	2.0	
50-29-3	4,4'-DDT	18		9.7	2.3	
309-00-2	Aldrin	9.7	U	9.7	2.4	
319-84-6	alpha-BHC	9.7	U	9.7	1.7	
319-85-7	beta-BHC	9.7	U	9.7	1.7	
5103-71-9	cis-Chlordane	9.7	U	9.7	4.8	
319-86-8	delta-BHC	9.7	U	9.7	1.8	
60-57-1	Dieldrin	9.7	U	9.7	2.3	
959-98-8	Endosulfan I	9.7	U	9.7	1.9	
33213-65-9	Endosulfan II	9.7	U	9.7	1.7	
1031-07-8	Endosulfan sulfate	9.7	U	9.7	1.8	
72-20-8	Endrin	2.4	J	9.7	1.9	NJ
7421-93-4	Endrin aldehyde	9.7	U	9.7	2.5	
53494-70-5	Endrin ketone	9.7	U	9.7	2.4	
58-89-9	gamma-BHC (Lindane)	9.7	U	9.7	1.8	
76-44-8	Heptachlor	9.7	U	9.7	2.1	
1024-57-3	Heptachlor epoxide	9.7	U	9.7	2.5	
72-43-5	Methoxychlor	9.7	U	9.7	2.0	
8001-35-2	Toxaphene	97	U	97	56	
5103-74-2	trans-Chlordane	9.7	U	9.7	3.1	

CAS NO.	SURROGATE	%REC	Q	LIMITS
2051-24-3	DCB Decachlorobiphenyl	114		45-120
877-09-8	Tetrachloro-m-xylene	97		30-124

MKP 8/22/2022

Method 8082A

Polychlorinated Biphenyls (PCBs) (GC) by Method 8082A

No data validation quailifers were added

MKP 8/22/2022

FORM I
PCBS ORGANICS ANALYSIS DATA SHEET

Lab Name: Eurofins Buffalo
Job No.: 480-200152-1
SDG No.:
Client Sample ID: A9
Lab Sample ID: 480-200152-1
Matrix: Solid
Lab File ID: 7_124-234.D
Analysis Method: 8082A
Date Collected: 07/27/2022 12:00
Extraction Method: 3550C
Date Extracted: 07/28/2022 14:33
Sample wt/vol: 2.49(g)
Date Analyzed: 07/31/2022 19:40
Con. Extract Vol.: 10(mL)
Dilution Factor: 1
Injection Volume: 1(uL)
GC Column: ZB-35 ID: 0.53(mm)
% Moisture: 18.3 % Solids: 81.7
GPC Cleanup:(Y/N) N
Cleanup Factor:
Analysis Batch No.: 635601
Units: mg/Kg

CAS NO.	COMPOUND NAME	RESULT	Q	RL	MDL
12674-11-2	PCB-1016	0.25	U	0.25	0.048
11104-28-2	PCB-1221	0.25	U	0.25	0.048
11141-16-5	PCB-1232	0.25	U	0.25	0.048
53469-21-9	PCB-1242	0.25	U	0.25	0.048
12672-29-6	PCB-1248	0.25	U	0.25	0.048
11097-69-1	PCB-1254	0.25	U	0.25	0.12
11096-82-5	PCB-1260	0.25	U	0.25	0.12

CAS NO.	SURROGATE	%REC	Q	LIMITS
2051-24-3	DCB Decachlorobiphenyl	94		65-174
877-09-8	Tetrachloro-m-xylene	107		60-154

FORM I
PCBS ORGANICS ANALYSIS DATA SHEET

Lab Name: Eurofins Buffalo
Job No.: 480-200152-1
SDG No.:
Client Sample ID: A10
Lab Sample ID: 480-200152-2
Matrix: Solid
Lab File ID: 7_124-235.D
Analysis Method: 8082A
Date Collected: 07/27/2022 12:10
Extraction Method: 3550C
Date Extracted: 07/28/2022 14:33
Sample wt/vol: 2.99(g)
Date Analyzed: 07/31/2022 19:52
Con. Extract Vol.: 10(mL)
Dilution Factor: 1
Injection Volume: 1(uL)
GC Column: ZB-35 ID: 0.53(mm)
% Moisture: 18.1 % Solids: 81.9
GPC Cleanup:(Y/N) N
Cleanup Factor:
Analysis Batch No.: 635601
Units: mg/Kg

CAS NO.	COMPOUND NAME	RESULT	Q	RL	MDL
12674-11-2	PCB-1016	0.20	U	0.20	0.040
11104-28-2	PCB-1221	0.20	U	0.20	0.040
11141-16-5	PCB-1232	0.20	U	0.20	0.040
53469-21-9	PCB-1242	0.20	U	0.20	0.040
12672-29-6	PCB-1248	0.20	U	0.20	0.040
11097-69-1	PCB-1254	0.20	U	0.20	0.095
11096-82-5	PCB-1260	0.20	U	0.20	0.095

CAS NO.	SURROGATE	%REC	Q	LIMITS
2051-24-3	DCB Decachlorobiphenyl	101		65-174
877-09-8	Tetrachloro-m-xylene	116		60-154

FORM I
PCBS ORGANICS ANALYSIS DATA SHEET

Lab Name: Eurofins Buffalo
Job No.: 480-200152-1
SDG No.:
Client Sample ID: A11
Lab Sample ID: 480-200152-3
Matrix: Solid
Lab File ID: 7_124-236.D
Analysis Method: 8082A
Date Collected: 07/27/2022 12:20
Extraction Method: 3550C
Date Extracted: 07/28/2022 14:33
Sample wt/vol: 2.26(g)
Date Analyzed: 07/31/2022 20:05
Con. Extract Vol.: 10(mL)
Dilution Factor: 1
Injection Volume: 1(uL)
GC Column: ZB-35 ID: 0.53(mm)
% Moisture: 18.5 % Solids: 81.5
GPC Cleanup:(Y/N) N
Cleanup Factor:
Analysis Batch No.: 635601
Units: mg/Kg

CAS NO.	COMPOUND NAME	RESULT	Q	RL	MDL
12674-11-2	PCB-1016	0.27	U	0.27	0.053
11104-28-2	PCB-1221	0.27	U	0.27	0.053
11141-16-5	PCB-1232	0.27	U	0.27	0.053
53469-21-9	PCB-1242	0.27	U	0.27	0.053
12672-29-6	PCB-1248	0.27	U	0.27	0.053
11097-69-1	PCB-1254	0.27	U	0.27	0.13
11096-82-5	PCB-1260	0.27	U	0.27	0.13

CAS NO.	SURROGATE	%REC	Q	LIMITS
2051-24-3	DCB Decachlorobiphenyl	93		65-174
877-09-8	Tetrachloro-m-xylene	106		60-154

FORM I
PCBS ORGANICS ANALYSIS DATA SHEET

Lab Name: Eurofins Buffalo
Job No.: 480-200152-1
SDG No.:
Client Sample ID: B10
Lab Sample ID: 480-200152-4
Matrix: Solid
Lab File ID: 7_124-237.D
Analysis Method: 8082A
Date Collected: 07/27/2022 12:30
Extraction Method: 3550C
Date Extracted: 07/28/2022 14:33
Sample wt/vol: 3.00(g)
Date Analyzed: 07/31/2022 20:18
Con. Extract Vol.: 10(mL)
Dilution Factor: 1
Injection Volume: 1(uL)
GC Column: ZB-35 ID: 0.53(mm)
% Moisture: 18.9 % Solids: 81.1
GPC Cleanup:(Y/N) N
Cleanup Factor:
Analysis Batch No.: 635601
Units: mg/Kg

CAS NO.	COMPOUND NAME	RESULT	Q	RL	MDL
12674-11-2	PCB-1016	0.21	U	0.21	0.040
11104-28-2	PCB-1221	0.21	U	0.21	0.040
11141-16-5	PCB-1232	0.21	U	0.21	0.040
53469-21-9	PCB-1242	0.21	U	0.21	0.040
12672-29-6	PCB-1248	0.21	U	0.21	0.040
11097-69-1	PCB-1254	0.21	U	0.21	0.096
11096-82-5	PCB-1260	0.21	U	0.21	0.096

CAS NO.	SURROGATE	%REC	Q	LIMITS
2051-24-3	DCB Decachlorobiphenyl	98		65-174
877-09-8	Tetrachloro-m-xylene	112		60-154

FORM I
PCBS ORGANICS ANALYSIS DATA SHEET

Lab Name: Eurofins Buffalo
Job No.: 480-200152-1
SDG No.:
Client Sample ID: B11
Lab Sample ID: 480-200152-5
Matrix: Solid
Lab File ID: 7_124-238.D
Analysis Method: 8082A
Date Collected: 07/27/2022 12:40
Extraction Method: 3550C
Date Extracted: 07/28/2022 14:33
Sample wt/vol: 2.34(g)
Date Analyzed: 07/31/2022 20:32
Con. Extract Vol.: 10(mL)
Dilution Factor: 1
Injection Volume: 1(uL)
GC Column: ZB-35 ID: 0.53(mm)
% Moisture: 17.4 % Solids: 82.6
GPC Cleanup:(Y/N) N
Cleanup Factor:
Analysis Batch No.: 635601
Units: mg/Kg

CAS NO.	COMPOUND NAME	RESULT	Q	RL	MDL
12674-11-2	PCB-1016	0.26	U	0.26	0.051
11104-28-2	PCB-1221	0.26	U	0.26	0.051
11141-16-5	PCB-1232	0.26	U	0.26	0.051
53469-21-9	PCB-1242	0.26	U	0.26	0.051
12672-29-6	PCB-1248	0.26	U	0.26	0.051
11097-69-1	PCB-1254	0.26	U	0.26	0.12
11096-82-5	PCB-1260	0.26	U	0.26	0.12

CAS NO.	SURROGATE	%REC	Q	LIMITS
2051-24-3	DCB Decachlorobiphenyl	98		65-174
877-09-8	Tetrachloro-m-xylene	111		60-154

FORM I
PCBS ORGANICS ANALYSIS DATA SHEET

Lab Name: Eurofins Buffalo
Job No.: 480-200152-1
SDG No.:
Client Sample ID: E10
Lab Sample ID: 480-200152-6
Matrix: Solid
Lab File ID: 7_124-239.D
Analysis Method: 8082A
Date Collected: 07/27/2022 12:50
Extraction Method: 3550C
Date Extracted: 07/28/2022 14:33
Sample wt/vol: 2.57(g)
Date Analyzed: 07/31/2022 20:45
Con. Extract Vol.: 10(mL)
Dilution Factor: 1
Injection Volume: 1(uL)
GC Column: ZB-35 ID: 0.53(mm)
% Moisture: 20.7 % Solids: 79.3
GPC Cleanup:(Y/N) N
Cleanup Factor:
Analysis Batch No.: 635601
Units: mg/Kg

CAS NO.	COMPOUND NAME	RESULT	Q	RL	MDL
12674-11-2	PCB-1016	0.25	U	0.25	0.048
11104-28-2	PCB-1221	0.25	U	0.25	0.048
11141-16-5	PCB-1232	0.25	U	0.25	0.048
53469-21-9	PCB-1242	0.25	U	0.25	0.048
12672-29-6	PCB-1248	0.25	U	0.25	0.048
11097-69-1	PCB-1254	0.25	U	0.25	0.11
11096-82-5	PCB-1260	0.25	U	0.25	0.11

CAS NO.	SURROGATE	%REC	Q	LIMITS
2051-24-3	DCB Decachlorobiphenyl	96		65-174
877-09-8	Tetrachloro-m-xylene	109		60-154

FORM I
PCBS ORGANICS ANALYSIS DATA SHEET

Lab Name: Eurofins Buffalo
Job No.: 480-200152-1
SDG No.:
Client Sample ID: SWSW-1
Lab Sample ID: 480-200152-7
Matrix: Solid
Lab File ID: 7_124-240.D
Analysis Method: 8082A
Date Collected: 07/27/2022 13:00
Extraction Method: 3550C
Date Extracted: 07/28/2022 14:33
Sample wt/vol: 2.65(g)
Date Analyzed: 07/31/2022 20:59
Con. Extract Vol.: 10(mL)
Dilution Factor: 1
Injection Volume: 1(uL)
GC Column: ZB-35 ID: 0.53(mm)
% Moisture: 19.8 % Solids: 80.2
GPC Cleanup:(Y/N) N
Cleanup Factor:
Analysis Batch No.: 635601
Units: mg/Kg

CAS NO.	COMPOUND NAME	RESULT	Q	RL	MDL
12674-11-2	PCB-1016	0.24	U	0.24	0.046
11104-28-2	PCB-1221	0.24	U	0.24	0.046
11141-16-5	PCB-1232	0.24	U	0.24	0.046
53469-21-9	PCB-1242	0.24	U	0.24	0.046
12672-29-6	PCB-1248	0.24	U	0.24	0.046
11097-69-1	PCB-1254	0.24	U	0.24	0.11
11096-82-5	PCB-1260	0.24	U	0.24	0.11

CAS NO.	SURROGATE	%REC	Q	LIMITS
2051-24-3	DCB Decachlorobiphenyl	95		65-174
877-09-8	Tetrachloro-m-xylene	109		60-154

FORM I
PCBS ORGANICS ANALYSIS DATA SHEET

Lab Name: Eurofins Buffalo
Job No.: 480-200152-1
SDG No.:
Client Sample ID: SWSW-2
Lab Sample ID: 480-200152-8
Matrix: Solid
Lab File ID: 7_124-241.D
Analysis Method: 8082A
Date Collected: 07/27/2022 13:10
Extraction Method: 3550C
Date Extracted: 07/28/2022 14:33
Sample wt/vol: 2.78(g)
Date Analyzed: 07/31/2022 21:12
Con. Extract Vol.: 10(mL)
Dilution Factor: 1
Injection Volume: 1(uL)
GC Column: ZB-35 ID: 0.53(mm)
% Moisture: 16.8 % Solids: 83.2
GPC Cleanup:(Y/N) N
Cleanup Factor:
Analysis Batch No.: 635601
Units: mg/Kg

CAS NO.	COMPOUND NAME	RESULT	Q	RL	MDL
12674-11-2	PCB-1016	0.22	U	0.22	0.042
11104-28-2	PCB-1221	0.22	U	0.22	0.042
11141-16-5	PCB-1232	0.22	U	0.22	0.042
53469-21-9	PCB-1242	0.22	U	0.22	0.042
12672-29-6	PCB-1248	0.22	U	0.22	0.042
11097-69-1	PCB-1254	0.22	U	0.22	0.10
11096-82-5	PCB-1260	0.22	U	0.22	0.10

CAS NO.	SURROGATE	%REC	Q	LIMITS
2051-24-3	DCB Decachlorobiphenyl	103		65-174
877-09-8	Tetrachloro-m-xylene	117		60-154

FORM I
PCBS ORGANICS ANALYSIS DATA SHEET

Lab Name: Eurofins Buffalo
Job No.: 480-200152-1
SDG No.:
Client Sample ID: SSSW-1
Lab Sample ID: 480-200152-9
Matrix: Solid
Lab File ID: 7_124-242.D
Analysis Method: 8082A
Date Collected: 07/27/2022 13:10
Extraction Method: 3550C
Date Extracted: 07/28/2022 14:33
Sample wt/vol: 2.69(g)
Date Analyzed: 07/31/2022 21:25
Con. Extract Vol.: 10(mL)
Dilution Factor: 1
Injection Volume: 1(uL)
GC Column: ZB-35 ID: 0.53(mm)
% Moisture: 15.8 % Solids: 84.2
GPC Cleanup:(Y/N) N
Cleanup Factor:
Analysis Batch No.: 635601
Units: mg/Kg

CAS NO.	COMPOUND NAME	RESULT	Q	RL	MDL
12674-11-2	PCB-1016	0.22	U	0.22	0.043
11104-28-2	PCB-1221	0.22	U	0.22	0.043
11141-16-5	PCB-1232	0.22	U	0.22	0.043
53469-21-9	PCB-1242	0.22	U	0.22	0.043
12672-29-6	PCB-1248	0.22	U	0.22	0.043
11097-69-1	PCB-1254	0.22	U	0.22	0.10
11096-82-5	PCB-1260	0.22	U	0.22	0.10

CAS NO.	SURROGATE	%REC	Q	LIMITS
2051-24-3	DCB Decachlorobiphenyl	97		65-174
877-09-8	Tetrachloro-m-xylene	108		60-154

FORM I
PCBS ORGANICS ANALYSIS DATA SHEET

Lab Name: Eurofins Buffalo
Job No.: 480-200152-1
SDG No.:
Client Sample ID: SSSW-2
Lab Sample ID: 480-200152-10
Matrix: Solid
Lab File ID: 7_124-243.D
Analysis Method: 8082A
Date Collected: 07/27/2022 13:10
Extraction Method: 3550C
Date Extracted: 07/28/2022 14:33
Sample wt/vol: 2.42(g)
Date Analyzed: 07/31/2022 21:39
Con. Extract Vol.: 10(mL)
Dilution Factor: 1
Injection Volume: 1(uL)
GC Column: ZB-35 ID: 0.53(mm)
% Moisture: 14.9 % Solids: 85.1
GPC Cleanup:(Y/N) N
Cleanup Factor:
Analysis Batch No.: 635601
Units: mg/Kg

CAS NO.	COMPOUND NAME	RESULT	Q	RL	MDL
12674-11-2	PCB-1016	0.24	U	0.24	0.047
11104-28-2	PCB-1221	0.24	U	0.24	0.047
11141-16-5	PCB-1232	0.24	U	0.24	0.047
53469-21-9	PCB-1242	0.24	U	0.24	0.047
12672-29-6	PCB-1248	0.24	U	0.24	0.047
11097-69-1	PCB-1254	0.24	U	0.24	0.11
11096-82-5	PCB-1260	0.24	U	0.24	0.11

CAS NO.	SURROGATE	%REC	Q	LIMITS
2051-24-3	DCB Decachlorobiphenyl	100		65-174
877-09-8	Tetrachloro-m-xylene	111		60-154

METALS

COVER PAGE
METALS

Lab Name: Eurofins Buffalo Job Number: 480-200152-1

SDG No.:

Project: Pilgrim Village Senior

Client Sample ID	Lab Sample ID
A9	480-200152-1
A10	480-200152-2
A11	480-200152-3
B10	480-200152-4
B11	480-200152-5
E10	480-200152-6
SWSW-1	480-200152-7
SWSW-2	480-200152-8
SSSW-1	480-200152-9
SSSW-2	480-200152-10

Comments:

1A-IN
INORGANIC ANALYSIS DATA SHEET
METALS

Client Sample ID: A9
Lab Sample ID: 480-200152-1
Lab Name: Eurofins Buffalo
Job No.: 480-200152-1
SDG ID.:
Matrix: Solid
Date Sampled: 07/27/2022 12:00
Reporting Basis: DRY
Date Received: 07/27/2022 14:00
% Solids: 81.7

CAS No.	Analyte	Result	RL	MDL	Units	C	Q	DIL	Method
7429-90-5	Aluminum	10800	11.6	5.1	mg/Kg			1	6010C
7440-36-0	Antimony	0.67	17.4	0.46	mg/Kg	J		1	6010C
7440-38-2	Arsenic	5.0	2.3	0.46	mg/Kg			1	6010C
7440-39-3	Barium	94.0	0.58	0.13	mg/Kg			1	6010C
7440-41-7	Beryllium	0.56	0.23	0.032	mg/Kg			1	6010C
7440-43-9	Cadmium	0.24	0.23	0.035	mg/Kg			1	6010C
7440-70-2	Calcium	60400	57.9	3.8	mg/Kg		B	1	6010C
7440-47-3	Chromium	15.8	0.58	0.23	mg/Kg			1	6010C
7440-48-4	Cobalt	8.7	0.58	0.058	mg/Kg			1	6010C
7440-50-8	Copper	17.2	1.2	0.24	mg/Kg			1	6010C
7439-89-6	Iron	18900	11.6	4.1	mg/Kg			1	6010C
7439-92-1	Lead	15.0	1.2	0.28	mg/Kg			1	6010C
7439-95-4	Magnesium	20900	23.2	1.1	mg/Kg		B	1	6010C
7439-96-5	Manganese	455	0.23	0.037	mg/Kg		B	1	6010C
7440-02-0	Nickel	22.5	5.8	0.27	mg/Kg			1	6010C
7440-09-7	Potassium	1960	34.7	23.2	mg/Kg		B	1	6010C
7782-49-2	Selenium	4.6	4.6	0.46	mg/Kg	U		1	6010C
7440-22-4	Silver	0.69	0.69	0.23	mg/Kg	U		1	6010C
7440-23-5	Sodium	355	162	15.1	mg/Kg		B	1	6010C
7440-28-0	Thallium	6.9	6.9	0.35	mg/Kg	U		1	6010C
7440-62-2	Vanadium	23.2	0.58	0.13	mg/Kg			1	6010C
7440-66-6	Zinc	58.2	2.3	0.74	mg/Kg			1	6010C
7439-97-6	Mercury	0.016	0.024	0.0056	mg/Kg	J		1	7471B

1A-IN
INORGANIC ANALYSIS DATA SHEET
METALS

Client Sample ID: A10
Lab Sample ID: 480-200152-2
Lab Name: Eurofins Buffalo
Job No.: 480-200152-1
SDG ID.:
Matrix: Solid
Date Sampled: 07/27/2022 12:10
Reporting Basis: DRY
Date Received: 07/27/2022 14:00
% Solids: 81.9

CAS No.	Analyte	Result	RL	MDL	Units	C	Q	DIL	Method
7429-90-5	Aluminum	10400	12.7	5.6	mg/Kg			1	6010C
7440-36-0	Antimony	19.1	19.1	0.51	mg/Kg	U		1	6010C
7440-38-2	Arsenic	5.2	2.5	0.51	mg/Kg			1	6010C
7440-39-3	Barium	109	0.64	0.14	mg/Kg			1	6010C
7440-41-7	Beryllium	0.57	0.25	0.036	mg/Kg			1	6010C
7440-43-9	Cadmium	0.27	0.25	0.038	mg/Kg			1	6010C
7440-70-2	Calcium	61800	63.6	4.2	mg/Kg		B	1	6010C
7440-47-3	Chromium	14.1	0.64	0.25	mg/Kg			1	6010C
7440-48-4	Cobalt	11.3	0.64	0.064	mg/Kg			1	6010C
7440-50-8	Copper	19.7	1.3	0.27	mg/Kg			1	6010C
7439-89-6	Iron	17000	12.7	4.5	mg/Kg			1	6010C
7439-92-1	Lead	17.8	1.3	0.31	mg/Kg			1	6010C
7439-95-4	Magnesium	20700	25.5	1.2	mg/Kg		B	1	6010C
7439-96-5	Manganese	577	0.25	0.041	mg/Kg		B	1	6010C
7440-02-0	Nickel	25.5	6.4	0.29	mg/Kg			1	6010C
7440-09-7	Potassium	1670	38.2	25.5	mg/Kg		B	1	6010C
7782-49-2	Selenium	5.1	5.1	0.51	mg/Kg	U		1	6010C
7440-22-4	Silver	0.76	0.76	0.25	mg/Kg	U		1	6010C
7440-23-5	Sodium	389	178	16.5	mg/Kg		B	1	6010C
7440-28-0	Thallium	7.6	7.6	0.38	mg/Kg	U		1	6010C
7440-62-2	Vanadium	20.4	0.64	0.14	mg/Kg			1	6010C
7440-66-6	Zinc	66.9	2.5	0.81	mg/Kg			1	6010C
7439-97-6	Mercury	0.016	0.025	0.0058	mg/Kg	J		1	7471B

1A-IN
INORGANIC ANALYSIS DATA SHEET
METALS

Client Sample ID: A11
Lab Sample ID: 480-200152-3
Lab Name: Eurofins Buffalo
Job No.: 480-200152-1
SDG ID.:
Matrix: Solid
Date Sampled: 07/27/2022 12:20
Reporting Basis: DRY
Date Received: 07/27/2022 14:00
% Solids: 81.5

CAS No.	Analyte	Result	RL	MDL	Units	C	Q	DIL	Method
7429-90-5	Aluminum	9680	12.3	5.4	mg/Kg			1	6010C
7440-36-0	Antimony	18.4	18.4	0.49	mg/Kg	U		1	6010C
7440-38-2	Arsenic	1.0	2.5	0.49	mg/Kg	J		1	6010C
7440-39-3	Barium	64.2	0.61	0.13	mg/Kg			1	6010C
7440-41-7	Beryllium	0.33	0.25	0.034	mg/Kg			1	6010C
7440-43-9	Cadmium	0.082	0.25	0.037	mg/Kg	J		1	6010C
7440-70-2	Calcium	7000	61.3	4.0	mg/Kg		B	1	6010C
7440-47-3	Chromium	10.0	0.61	0.25	mg/Kg			1	6010C
7440-48-4	Cobalt	1.6	0.61	0.061	mg/Kg			1	6010C
7440-50-8	Copper	3.6	1.2	0.26	mg/Kg			1	6010C
7439-89-6	Iron	5530	12.3	4.3	mg/Kg			1	6010C
7439-92-1	Lead	2.8	1.2	0.29	mg/Kg			1	6010C
7439-95-4	Magnesium	2220	24.5	1.1	mg/Kg		B	1	6010C
7439-96-5	Manganese	73.7	0.25	0.039	mg/Kg		B	1	6010C
7440-02-0	Nickel	4.7	6.1	0.28	mg/Kg	J		1	6010C
7440-09-7	Potassium	3980	36.8	24.5	mg/Kg		B	1	6010C
7782-49-2	Selenium	4.9	4.9	0.49	mg/Kg	U		1	6010C
7440-22-4	Silver	0.74	0.74	0.25	mg/Kg	U		1	6010C
7440-23-5	Sodium	608	172	15.9	mg/Kg		B	1	6010C
7440-28-0	Thallium	7.4	7.4	0.37	mg/Kg	U		1	6010C
7440-62-2	Vanadium	15.9	0.61	0.13	mg/Kg			1	6010C
7440-66-6	Zinc	13.6	2.5	0.78	mg/Kg			1	6010C
7439-97-6	Mercury	0.014	0.024	0.0055	mg/Kg	J		1	7471B

1A-IN
INORGANIC ANALYSIS DATA SHEET
METALS

Client Sample ID: B10
Lab Sample ID: 480-200152-4
Lab Name: Eurofins Buffalo
Job No.: 480-200152-1
SDG ID.:
Matrix: Solid
Date Sampled: 07/27/2022 12:30
Reporting Basis: DRY
Date Received: 07/27/2022 14:00
% Solids: 81.1

CAS No.	Analyte	Result	RL	MDL	Units	C	Q	DIL	Method
7429-90-5	Aluminum	12200	13.0	5.7	mg/Kg			1	6010C
7440-36-0	Antimony	19.4	19.4	0.52	mg/Kg	U		1	6010C
7440-38-2	Arsenic	6.9	2.6	0.52	mg/Kg			1	6010C
7440-39-3	Barium	98.1	0.65	0.14	mg/Kg			1	6010C
7440-41-7	Beryllium	0.62	0.26	0.036	mg/Kg			1	6010C
7440-43-9	Cadmium	0.27	0.26	0.039	mg/Kg			1	6010C
7440-70-2	Calcium	66800	64.8	4.3	mg/Kg		B	1	6010C
7440-47-3	Chromium	17.8	0.65	0.26	mg/Kg			1	6010C
7440-48-4	Cobalt	10.7	0.65	0.065	mg/Kg			1	6010C
7440-50-8	Copper	19.6	1.3	0.27	mg/Kg			1	6010C
7439-89-6	Iron	21500	13.0	4.5	mg/Kg			1	6010C
7439-92-1	Lead	20.0	1.3	0.31	mg/Kg			1	6010C
7439-95-4	Magnesium	23900	25.9	1.2	mg/Kg		B	1	6010C
7439-96-5	Manganese	575	0.26	0.041	mg/Kg		B	1	6010C
7440-02-0	Nickel	26.1	6.5	0.30	mg/Kg			1	6010C
7440-09-7	Potassium	2390	38.9	25.9	mg/Kg		B	1	6010C
7782-49-2	Selenium	5.2	5.2	0.52	mg/Kg	U		1	6010C
7440-22-4	Silver	0.78	0.78	0.26	mg/Kg	U		1	6010C
7440-23-5	Sodium	390	181	16.8	mg/Kg		B	1	6010C
7440-28-0	Thallium	7.8	7.8	0.39	mg/Kg	U		1	6010C
7440-62-2	Vanadium	26.9	0.65	0.14	mg/Kg			1	6010C
7440-66-6	Zinc	71.8	2.6	0.83	mg/Kg			1	6010C
7439-97-6	Mercury	0.015	0.025	0.0057	mg/Kg	J		1	7471B

1A-IN
INORGANIC ANALYSIS DATA SHEET
METALS

Client Sample ID: B11
Lab Sample ID: 480-200152-5
Lab Name: Eurofins Buffalo
Job No.: 480-200152-1
SDG ID.:
Matrix: Solid
Date Sampled: 07/27/2022 12:40
Reporting Basis: DRY
Date Received: 07/27/2022 14:00
% Solids: 82.6

CAS No.	Analyte	Result	RL	MDL	Units	C	Q	DIL	Method
7429-90-5	Aluminum	12300	11.9	5.2	mg/Kg			1	6010C
7440-36-0	Antimony	17.8	17.8	0.48	mg/Kg	U		1	6010C
7440-38-2	Arsenic	7.0	2.4	0.48	mg/Kg			1	6010C
7440-39-3	Barium	107	0.59	0.13	mg/Kg			1	6010C
7440-41-7	Beryllium	0.62	0.24	0.033	mg/Kg			1	6010C
7440-43-9	Cadmium	0.32	0.24	0.036	mg/Kg			1	6010C
7440-70-2	Calcium	62900	59.5	3.9	mg/Kg		B	1	6010C
7440-47-3	Chromium	18.0	0.59	0.24	mg/Kg			1	6010C
7440-48-4	Cobalt	12.9	0.59	0.059	mg/Kg			1	6010C
7440-50-8	Copper	19.3	1.2	0.25	mg/Kg			1	6010C
7439-89-6	Iron	21600	11.9	4.2	mg/Kg			1	6010C
7439-92-1	Lead	18.7	1.2	0.29	mg/Kg			1	6010C
7439-95-4	Magnesium	22700	23.8	1.1	mg/Kg		B	1	6010C
7439-96-5	Manganese	689	0.24	0.038	mg/Kg		B	1	6010C
7440-02-0	Nickel	27.0	5.9	0.27	mg/Kg			1	6010C
7440-09-7	Potassium	2580	35.7	23.8	mg/Kg		B	1	6010C
7782-49-2	Selenium	4.8 UJ ~~1.1~~	4.8	0.48	mg/Kg	J	B	1	6010C
7440-22-4	Silver	0.71	0.71	0.24	mg/Kg	U		1	6010C
7440-23-5	Sodium	382	167	15.5	mg/Kg		B	1	6010C
7440-28-0	Thallium	7.1	7.1	0.36	mg/Kg	U		1	6010C
7440-62-2	Vanadium	27.9	0.59	0.13	mg/Kg			1	6010C
7440-66-6	Zinc	69.4	2.4	0.76	mg/Kg			1	6010C
7439-97-6	Mercury	0.014	0.024	0.0056	mg/Kg	J		1	7471B

MKP 8/22/2022

1A-IN
INORGANIC ANALYSIS DATA SHEET
METALS

Client Sample ID: E10
Lab Sample ID: 480-200152-6
Lab Name: Eurofins Buffalo
Job No.: 480-200152-1
SDG ID.:
Matrix: Solid
Date Sampled: 07/27/2022 12:50
Reporting Basis: DRY
Date Received: 07/27/2022 14:00
% Solids: 79.3

CAS No.	Analyte	Result	RL	MDL	Units	C	Q	DIL	Method
7429-90-5	Aluminum	15900	12.6	5.5	mg/Kg			1	6010C
7440-36-0	Antimony	18.9	18.9	0.50	mg/Kg	U		1	6010C
7440-38-2	Arsenic	5.9	2.5	0.50	mg/Kg			1	6010C
7440-39-3	Barium	112	0.63	0.14	mg/Kg			1	6010C
7440-41-7	Beryllium	0.82	0.25	0.035	mg/Kg			1	6010C
7440-43-9	Cadmium	0.22	0.25	0.038	mg/Kg	J		1	6010C
7440-70-2	Calcium	38500	62.9	4.2	mg/Kg		B	1	6010C
7440-47-3	Chromium	23.0	0.63	0.25	mg/Kg			1	6010C
7440-48-4	Cobalt	13.5	0.63	0.063	mg/Kg			1	6010C
7440-50-8	Copper	24.2	1.3	0.26	mg/Kg			1	6010C
7439-89-6	Iron	27800	12.6	4.4	mg/Kg			1	6010C
7439-92-1	Lead	15.7	1.3	0.30	mg/Kg			1	6010C
7439-95-4	Magnesium	15300	25.2	1.2	mg/Kg		B	1	6010C
7439-96-5	Manganese	498	0.25	0.040	mg/Kg		B	1	6010C
7440-02-0	Nickel	33.6	6.3	0.29	mg/Kg			1	6010C
7440-09-7	Potassium	3130	37.8	25.2	mg/Kg		B	1	6010C
7782-49-2	Selenium	5.0	5.0	0.50	mg/Kg	U		1	6010C
7440-22-4	Silver	0.76	0.76	0.25	mg/Kg	U		1	6010C
7440-23-5	Sodium	389	176	16.4	mg/Kg		B	1	6010C
7440-28-0	Thallium	7.6	7.6	0.38	mg/Kg	U		1	6010C
7440-62-2	Vanadium	33.0	0.63	0.14	mg/Kg			1	6010C
7440-66-6	Zinc	70.6	2.5	0.81	mg/Kg			1	6010C
7439-97-6	Mercury	0.017	0.026	0.0059	mg/Kg	J		1	7471B

1A-IN
INORGANIC ANALYSIS DATA SHEET
METALS

Client Sample ID: SWSW-1

Lab Sample ID: 480-200152-7

Lab Name: Eurofins Buffalo

Job No.: 480-200152-1

SDG ID.:

Matrix: Solid

Date Sampled: 07/27/2022 13:00

Reporting Basis: DRY

Date Received: 07/27/2022 14:00

% Solids: 80.2

CAS No.	Analyte	Result	RL	MDL	Units	C	Q	DIL	Method
7429-90-5	Aluminum	14300	11.9	5.2	mg/Kg			1	6010C
7440-36-0	Antimony	2.4	17.8	0.47	mg/Kg	J		1	6010C
7440-38-2	Arsenic	6.2	2.4	0.47	mg/Kg			1	6010C
7440-39-3	Barium	112	0.59	0.13	mg/Kg			1	6010C
7440-41-7	Beryllium	0.74	0.24	0.033	mg/Kg			1	6010C
7440-43-9	Cadmium	0.39	0.24	0.036	mg/Kg			1	6010C
7440-70-2	Calcium	6000	59.3	3.9	mg/Kg		B	1	6010C
7440-47-3	Chromium	19.2	0.59	0.24	mg/Kg			1	6010C
7440-48-4	Cobalt	11.4	0.59	0.059	mg/Kg			1	6010C
7440-50-8	Copper	17.6	1.2	0.25	mg/Kg			1	6010C
7439-89-6	Iron	23200	11.9	4.2	mg/Kg			1	6010C
7439-92-1	Lead	183	1.2	0.28	mg/Kg			1	6010C
7439-95-4	Magnesium	5050	23.7	1.1	mg/Kg		B	1	6010C
7439-96-5	Manganese	467	0.24	0.038	mg/Kg		B	1	6010C
7440-02-0	Nickel	25.1	5.9	0.27	mg/Kg			1	6010C
7440-09-7	Potassium	1860	35.6	23.7	mg/Kg		B	1	6010C
7782-49-2	Selenium	4.7	4.7	0.47	mg/Kg	U		1	6010C
7440-22-4	Silver	0.71	0.71	0.24	mg/Kg	U		1	6010C
7440-23-5	Sodium	246 UJ ~~246~~	166	15.4	mg/Kg		B	1	6010C
7440-28-0	Thallium	7.1	7.1	0.36	mg/Kg	U		1	6010C
7440-62-2	Vanadium	30.3	0.59	0.13	mg/Kg			1	6010C
7440-66-6	Zinc	107	2.4	0.76	mg/Kg			1	6010C
7439-97-6	Mercury	0.41	0.023	0.0053	mg/Kg			1	7471B

MKP 8/22/2022

1A-IN
INORGANIC ANALYSIS DATA SHEET
METALS

Client Sample ID: SWSW-2

Lab Sample ID: 480-200152-8

Lab Name: Eurofins Buffalo

Job No.: 480-200152-1

SDG ID.:

Matrix: Solid

Date Sampled: 07/27/2022 13:10

Reporting Basis: DRY

Date Received: 07/27/2022 14:00

% Solids: 83.2

CAS No.	Analyte	Result	RL	MDL	Units	C	Q	DIL	Method
7429-90-5	Aluminum	8710	12.7	5.6	mg/Kg			1	6010C
7440-36-0	Antimony	19.1	19.1	0.51	mg/Kg	U		1	6010C
7440-38-2	Arsenic	4.7	2.5	0.51	mg/Kg			1	6010C
7440-39-3	Barium	96.9	0.64	0.14	mg/Kg			1	6010C
7440-41-7	Beryllium	0.44	0.25	0.036	mg/Kg			1	6010C
7440-43-9	Cadmium	0.45	0.25	0.038	mg/Kg			1	6010C
7440-70-2	Calcium	22100	63.5	4.2	mg/Kg		B	1	6010C
7440-47-3	Chromium	13.2	0.64	0.25	mg/Kg			1	6010C
7440-48-4	Cobalt	5.4	0.64	0.064	mg/Kg			1	6010C
7440-50-8	Copper	26.8	1.3	0.27	mg/Kg			1	6010C
7439-89-6	Iron	14500	12.7	4.4	mg/Kg			1	6010C
7439-92-1	Lead	331	1.3	0.30	mg/Kg			1	6010C
7439-95-4	Magnesium	12900	25.4	1.2	mg/Kg		B	1	6010C
7439-96-5	Manganese	324	0.25	0.041	mg/Kg		B	1	6010C
7440-02-0	Nickel	13.0	6.4	0.29	mg/Kg			1	6010C
7440-09-7	Potassium	1010	38.1	25.4	mg/Kg		B	1	6010C
7782-49-2	Selenium	5.1	5.1	0.51	mg/Kg	U		1	6010C
7440-22-4	Silver	0.76	0.76	0.25	mg/Kg	U		1	6010C
7440-23-5	Sodium	185 UJ ~~185~~	178	16.5	mg/Kg		B	1	6010C
7440-28-0	Thallium	7.6	7.6	0.38	mg/Kg	U		1	6010C
7440-62-2	Vanadium	21.6	0.64	0.14	mg/Kg			1	6010C
7440-66-6	Zinc	147	2.5	0.81	mg/Kg			1	6010C
7439-97-6	Mercury	0.62	0.025	0.0057	mg/Kg			1	7471B

MKP 8/22/2022

1A-IN
INORGANIC ANALYSIS DATA SHEET
METALS

Client Sample ID: SSSW-1

Lab Sample ID: 480-200152-9

Lab Name: Eurofins Buffalo

Job No.: 480-200152-1

SDG ID.:

Matrix: Solid

Date Sampled: 07/27/2022 13:10

Reporting Basis: DRY

Date Received: 07/27/2022 14:00

% Solids: 84.2

CAS No.	Analyte	Result	RL	MDL	Units	C	Q	DIL	Method
7429-90-5	Aluminum	8130	12.0	5.3	mg/Kg			1	6010C
7440-36-0	Antimony	18.0	18.0	0.48	mg/Kg	U		1	6010C
7440-38-2	Arsenic	4.3	2.4	0.48	mg/Kg			1	6010C
7440-39-3	Barium	82.5	0.60	0.13	mg/Kg			1	6010C
7440-41-7	Beryllium	0.42	0.24	0.034	mg/Kg			1	6010C
7440-43-9	Cadmium	0.42	0.24	0.036	mg/Kg			1	6010C
7440-70-2	Calcium	13400	60.1	4.0	mg/Kg		B	1	6010C
7440-47-3	Chromium	12.3	0.60	0.24	mg/Kg			1	6010C
7440-48-4	Cobalt	5.5	0.60	0.060	mg/Kg			1	6010C
7440-50-8	Copper	24.5	1.2	0.25	mg/Kg			1	6010C
7439-89-6	Iron	13000	12.0	4.2	mg/Kg			1	6010C
7439-92-1	Lead	238	1.2	0.29	mg/Kg			1	6010C
7439-95-4	Magnesium	7230	24.1	1.1	mg/Kg		B	1	6010C
7439-96-5	Manganese	411	0.24	0.038	mg/Kg		B	1	6010C
7440-02-0	Nickel	11.9	6.0	0.28	mg/Kg			1	6010C
7440-09-7	Potassium	839	36.1	24.1	mg/Kg		B	1	6010C
7782-49-2	Selenium	4.8	4.8	0.48	mg/Kg	U		1	6010C
7440-22-4	Silver	0.72	0.72	0.24	mg/Kg	U		1	6010C
7440-23-5	Sodium	172 UJ ~~172~~	168	15.6	mg/Kg		B	1	6010C
7440-28-0	Thallium	7.2	7.2	0.36	mg/Kg	U		1	6010C
7440-62-2	Vanadium	19.3	0.60	0.13	mg/Kg			1	6010C
7440-66-6	Zinc	127	2.4	0.77	mg/Kg			1	6010C
7439-97-6	Mercury	0.39	0.023	0.0053	mg/Kg			1	7471B

MKP 8/22/2022

1A-IN
INORGANIC ANALYSIS DATA SHEET
METALS

Client Sample ID: SSSW-2

Lab Sample ID: 480-200152-10

Lab Name: Eurofins Buffalo

Job No.: 480-200152-1

SDG ID.:

Matrix: Solid

Date Sampled: 07/27/2022 13:10

Reporting Basis: DRY

Date Received: 07/27/2022 14:00

% Solids: 85.1

CAS No.	Analyte	Result	RL	MDL	Units	C	Q	DIL	Method
7429-90-5	Aluminum	8390	12.0	5.3	mg/Kg			1	6010C
7440-36-0	Antimony	18.0	18.0	0.48	mg/Kg	U		1	6010C
7440-38-2	Arsenic	4.7	2.4	0.48	mg/Kg			1	6010C
7440-39-3	Barium	163	0.60	0.13	mg/Kg			1	6010C
7440-41-7	Beryllium	0.45	0.24	0.034	mg/Kg			1	6010C
7440-43-9	Cadmium	0.43	0.24	0.036	mg/Kg			1	6010C
7440-70-2	Calcium	14300	60.0	4.0	mg/Kg		B	1	6010C
7440-47-3	Chromium	13.8	0.60	0.24	mg/Kg			1	6010C
7440-48-4	Cobalt	5.6	0.60	0.060	mg/Kg			1	6010C
7440-50-8	Copper	24.8	1.2	0.25	mg/Kg			1	6010C
7439-89-6	Iron	14300	12.0	4.2	mg/Kg			1	6010C
7439-92-1	Lead	699	1.2	0.29	mg/Kg			1	6010C
7439-95-4	Magnesium	7460	24.0	1.1	mg/Kg		B	1	6010C
7439-96-5	Manganese	359	0.24	0.038	mg/Kg		B	1	6010C
7440-02-0	Nickel	13.1	6.0	0.28	mg/Kg			1	6010C
7440-09-7	Potassium	951	36.0	24.0	mg/Kg		B	1	6010C
7782-49-2	Selenium	4.8	4.8	0.48	mg/Kg	U		1	6010C
7440-22-4	Silver	0.72	0.72	0.24	mg/Kg	U		1	6010C
7440-23-5	Sodium	182 UJ ~~182~~	168	15.6	mg/Kg		B	1	6010C
7440-28-0	Thallium	7.2	7.2	0.36	mg/Kg	U		1	6010C
7440-62-2	Vanadium	21.0	0.60	0.13	mg/Kg			1	6010C
7440-66-6	Zinc	148	2.4	0.77	mg/Kg			1	6010C
7439-97-6	Mercury	0.52	0.023	0.0053	mg/Kg			1	7471B

MKP

GENERAL CHEMISTRY

No data validation quailifers were added

MKP 8/22/2022

COVER PAGE
GENERAL CHEMISTRY

Lab Name: Eurofins Buffalo Job Number: 480-200152-1

SDG No.:

Project: Pilgrim Village Senior

Client Sample ID	Lab Sample ID
A9	480-200152-1
A10	480-200152-2
A11	480-200152-3
B10	480-200152-4
B11	480-200152-5
E10	480-200152-6
SWSW-1	480-200152-7
SWSW-2	480-200152-8
SSSW-1	480-200152-9
SSSW-2	480-200152-10

Comments:

General Chemistry Raw Data Report

Job ID: 480-200152-1

Batch: 635764 **Analyst Initials: DSC**
Method: Moisture **Instrument: Balance-7**

Lab Sample ID: 480-200152-A-1 — Analysis Date: Aug 01, 2022 16:50

Analyte	Detector	Dilution	Raw Result	Unit
Percent Moisture	None	1	18.2978723404255	%
Percent Solids	None	1	81.7021276595745	%

Lab Sample ID: 480-200152-A-2 — Analysis Date: Aug 01, 2022 16:50

Analyte	Detector	Dilution	Raw Result	Unit
Percent Moisture	None	1	18.0511182108626	%
Percent Solids	None	1	81.9488817891374	%

Lab Sample ID: 480-200152-A-3 — Analysis Date: Aug 01, 2022 16:50

Analyte	Detector	Dilution	Raw Result	Unit
Percent Moisture	None	1	18.5185185185185	%
Percent Solids	None	1	81.4814814814815	%

Lab Sample ID: 480-200152-A-4 — Analysis Date: Aug 01, 2022 16:50

Analyte	Detector	Dilution	Raw Result	Unit
Percent Moisture	None	1	18.9243027888446	%
Percent Solids	None	1	81.0756972111554	%

Lab Sample ID: 480-200152-A-5 — Analysis Date: Aug 01, 2022 16:50

Analyte	Detector	Dilution	Raw Result	Unit
Percent Moisture	None	1	17.3652694610778	%
Percent Solids	None	1	82.6347305389222	%

Lab Sample ID: 480-200152-A-6 — Analysis Date: Aug 01, 2022 16:50

Analyte	Detector	Dilution	Raw Result	Unit
Percent Moisture	None	1	20.7058823529412	%
Percent Solids	None	1	79.2941176470588	%

Lab Sample ID: 480-200152-A-7 — Analysis Date: Aug 01, 2022 16:50

Analyte	Detector	Dilution	Raw Result	Unit
Percent Moisture	None	1	19.7604790419162	%
Percent Solids	None	1	80.2395209580838	%

Lab Sample ID: 480-200152-A-8 — Analysis Date: Aug 01, 2022 16:50

Analyte	Detector	Dilution	Raw Result	Unit
Percent Moisture	None	1	16.8141592920354	%
Percent Solids	None	1	83.1858407079646	%

Lab Sample ID: 480-200152-A-9 — Analysis Date: Aug 01, 2022 16:50

Analyte	Detector	Dilution	Raw Result	Unit
Percent Moisture	None	1	15.8379373848987	%
Percent Solids	None	1	84.1620626151013	%

General Chemistry Raw Data Report

Job ID: 480-200152-1

Batch: 635764 (Continued) **Analyst Initials: DSC**

Method: Moisture **Instrument: Balance-7**

Lab Sample ID: 480-200152-A-10 **Analysis Date: Aug 01, 2022 16:50**

Analyte	Detector	Dilution	Raw Result	Unit
Percent Moisture	None	1	14.9122807017544	%
Percent Solids	None	1	85.0877192982456	%

Appendix B

Laboratory QC Documentation

FORM III
GC/MS VOA LAB CONTROL SAMPLE RECOVERY

Lab Name: Eurofins Buffalo Job No.: 480-200152-1

SDG No.:

Matrix: Solid Level: Low Lab File ID: M04937.D

Lab ID: LCS 480-635401/1-A Client ID:

COMPOUND	SPIKE ADDED (ug/Kg)	LCS CONCENTRATION (ug/Kg)	LCS % REC	QC LIMITS REC	#
1,1,1-Trichloroethane	50.0	49.7	99	77-121	
1,1,2,2-Tetrachloroethane	50.0	55.0	110	80-120	
1,1,2-Trichloro-1,2,2-trifluoroethane	50.0	46.3	93	60-140	
1,1,2-Trichloroethane	50.0	56.0	112	78-122	
1,1-Dichloroethane	50.0	50.5	101	73-126	
1,1-Dichloroethene	50.0	50.5	101	59-125	
1,2,4-Trichlorobenzene	50.0	58.2	116	64-120	
1,2-Dibromo-3-Chloropropane	50.0	66.2	132	63-124	*+
1,2-Dibromoethane	50.0	53.7	107	78-120	
1,2-Dichlorobenzene	50.0	57.6	115	75-120	
1,2-Dichloroethane	50.0	51.3	103	77-122	
1,2-Dichloropropane	50.0	50.6	101	75-124	
1,3-Dichlorobenzene	50.0	48.6	97	74-120	
1,4-Dichlorobenzene	50.0	43.2	86	73-120	
2-Butanone (MEK)	250	275	110	70-134	
2-Hexanone	250	290	116	59-130	
4-Methyl-2-pentanone (MIBK)	250	291	116	65-133	
Acetone	250	264	106	61-137	
Benzene	50.0	50.3	101	79-127	
Bromodichloromethane	50.0	55.7	111	80-122	
Bromoform	50.0	64.4	129	68-126	*+
Bromomethane	50.0	46.7	93	37-149	
Carbon disulfide	50.0	50.7	101	64-131	
Carbon tetrachloride	50.0	53.0	106	75-135	
Chlorobenzene	50.0	51.9	104	76-124	
Chloroethane	50.0	45.1	90	69-135	
Chloroform	50.0	49.3	99	80-120	
Chloromethane	50.0	50.1	100	63-127	
cis-1,2-Dichloroethene	50.0	49.8	100	81-120	
cis-1,3-Dichloropropene	50.0	51.4	103	80-120	
Cyclohexane	50.0	51.5	103	65-120	
Dibromochloromethane	50.0	63.0	126	76-125	*+
Dichlorodifluoromethane	50.0	47.6	95	57-142	
Ethylbenzene	50.0	52.2	104	80-120	
Isopropylbenzene	50.0	57.8	116	72-120	
Methyl acetate	100	103	103	55-136	
Methyl tert-butyl ether	50.0	47.9	96	63-125	
Methylcyclohexane	50.0	49.4	99	60-140	
Methylene Chloride	50.0	55.1	110	61-127	
Styrene	50.0	50.8	102	80-120	
Tetrachloroethene	50.0	52.4	105	74-122	

Column to be used to flag recovery and RPD values

FORM III 8260C

FORM III
GC/MS VOA LAB CONTROL SAMPLE RECOVERY

Lab Name: Eurofins Buffalo Job No.: 480-200152-1

SDG No.:

Matrix: Solid Level: Low Lab File ID: M05002.D

Lab ID: LCS 480-635604/1-A Client ID:

COMPOUND	SPIKE ADDED (ug/Kg)	LCS CONCENTRATION (ug/Kg)	LCS % REC	QC LIMITS REC	#
1,1,1-Trichloroethane	50.0	64.4	129	77-121	*+
1,1,2,2-Tetrachloroethane	50.0	41.9	84	80-120	
1,1,2-Trichloro-1,2,2-trifluoroethane	50.0	54.0	108	60-140	
1,1,2-Trichloroethane	50.0	47.4	95	78-122	
1,1-Dichloroethane	50.0	48.9	98	73-126	
1,1-Dichloroethene	50.0	49.8	100	59-125	
1,2,4-Trichlorobenzene	50.0	52.2	104	64-120	
1,2-Dibromo-3-Chloropropane	50.0	57.4	115	63-124	
1,2-Dibromoethane	50.0	53.1	106	78-120	
1,2-Dichlorobenzene	50.0	48.7	97	75-120	
1,2-Dichloroethane	50.0	56.1	112	77-122	
1,2-Dichloropropane	50.0	44.8	90	75-124	
1,3-Dichlorobenzene	50.0	48.5	97	74-120	
1,4-Dichlorobenzene	50.0	47.8	96	73-120	
2-Butanone (MEK)	250	247	99	70-134	
2-Hexanone	250	243	97	59-130	
4-Methyl-2-pentanone (MIBK)	250	249	100	65-133	
Acetone	250	229	92	61-137	
Benzene	50.0	46.3	93	79-127	
Bromodichloromethane	50.0	59.6	119	80-122	
Bromoform	50.0	77.8	156	68-126	*+
Bromomethane	50.0	49.1	98	37-149	
Carbon disulfide	50.0	45.1	90	64-131	
Carbon tetrachloride	50.0	73.3	147	75-135	*+
Chlorobenzene	50.0	52.5	105	76-124	
Chloroethane	50.0	39.5	79	69-135	
Chloroform	50.0	52.9	106	80-120	
Chloromethane	50.0	45.4	91	63-127	
cis-1,2-Dichloroethene	50.0	49.3	99	81-120	
cis-1,3-Dichloropropene	50.0	47.0	94	80-120	
Cyclohexane	50.0	51.4	103	65-120	
Dibromochloromethane	50.0	70.4	141	76-125	*+
Dichlorodifluoromethane	50.0	55.8	112	57-142	
Ethylbenzene	50.0	51.6	103	80-120	
Isopropylbenzene	50.0	47.7	95	72-120	
Methyl acetate	100	89.3	89	55-136	
Methyl tert-butyl ether	50.0	47.5	95	63-125	
Methylcyclohexane	50.0	50.5	101	60-140	
Methylene Chloride	50.0	47.7	95	61-127	
Styrene	50.0	50.5	101	80-120	
Tetrachloroethene	50.0	62.1	124	74-122	*+

Column to be used to flag recovery and RPD values

FORM III 8260C

FORM VII
GC/MS VOA CONTINUING CALIBRATION DATA

Lab Name: Eurofins Buffalo Job No.: 480-200152-1

SDG No.:

Lab Sample ID: CCVIS 480-635403/4 Calibration Date: 07/28/2022 20:03

Instrument ID: HP5977M Calib Start Date: 04/03/2022 22:58

GC Column: ZB-624 (30) VOA ID: 0.25(mm) Calib End Date: 04/04/2022 01:23

Lab File ID: M04935.D Conc. Units: ug/L Heated Purge: (Y/N) Y

ANALYTE	CURVE TYPE	AVE RRF	RRF	MIN RRF	CALC AMOUNT	SPIKE AMOUNT	%D	MAX %D	
Dichlorodifluoromethane	Ave	1.390	1.556	0.1000	56.0	50.0	12.0	50.0	
Chloromethane	Ave	1.852	2.038	0.1000	55.0	50.0	10.0	20.0	
Vinyl chloride	Ave	1.570	1.302	0.1000	41.4	50.0	-17.1	20.0	
Butadiene	Ave	1.627	1.282		39.4	50.0	-21.2*	20.0	NT
Bromomethane	Ave	0.7820	0.6555	0.1000	41.9	50.0	-16.2	50.0	
Chloroethane	Ave	0.8552	0.6684	0.1000	39.1	50.0	-21.8	50.0	
Trichlorofluoromethane	Ave	1.614	1.542	0.1000	47.8	50.0	-4.5	20.0	
Dichlorofluoromethane	Ave	2.000	1.573		39.3	50.0	-21.4*	20.0	
Ethyl ether	Ave	1.171	0.9432		40.3	50.0	-19.5	20.0	
Acrolein	Ave	0.1169	0.1848		395	250	58.1*	50.0	NT
1,1-Dichloroethene	Ave	1.011	1.092	0.1000	54.0	50.0	8.1	20.0	
1,1,2-Trichloro-1,2,2-trifluoroethane	Ave	1.177	1.347	0.1000	57.2	50.0	14.4	20.0	
Acetone	Ave	0.4870	0.5211	0.1000	268	250	7.0	50.0	
Iodomethane	Ave	1.947	2.030		52.1	50.0	4.3	20.0	
Carbon disulfide	Ave	3.587	3.975	0.1000	55.4	50.0	10.8	20.0	
Allyl chloride	Ave	2.148	2.294		53.4	50.0	6.8	20.0	
Methyl acetate	Ave	1.072	1.133	0.1000	106	100	5.7	50.0	
Methylene Chloride	Lin1		1.370	0.1000	54.0	50.0	8.0	20.0	
2-Methyl-2-propanol	Ave	0.1761	0.1635		464	500	-7.2	50.0	
Methyl tert-butyl ether	Ave	3.801	3.565	0.1000	46.9	50.0	-6.2	20.0	
trans-1,2-Dichloroethene	Ave	1.227	1.310	0.1000	53.4	50.0	6.8	20.0	
Acrylonitrile	Ave	0.5772	0.6277		544	500	8.7	20.0	
Hexane	Ave	2.062	2.514		61.0	50.0	22.0*	20.0	NT
1,1-Dichloroethane	Ave	2.381	2.571	0.2000	54.0	50.0	8.0	20.0	
Vinyl acetate	Ave	2.631	2.750		105	100	4.5	20.0	
2,2-Dichloropropane	Ave	1.418	1.492		52.6	50.0	5.3	20.0	
cis-1,2-Dichloroethene	Ave	1.413	1.425	0.1000	50.4	50.0	0.9	20.0	
2-Butanone (MEK)	Ave	0.6729	0.7697	0.1000	286	250	14.4	20.0	
Chlorobromomethane	Ave	0.7413	0.7538		50.8	50.0	1.7	20.0	
Tetrahydrofuran	Ave	0.4779	0.5102		107	100	6.8	20.0	
Chloroform	Ave	2.206	2.291	0.2000	51.9	50.0	3.9	20.0	
Cyclohexane	Ave	2.517	3.087	0.1000	61.3	50.0	22.7*	20.0	
1,1,1-Trichloroethane	Ave	1.713	1.926	0.1000	56.2	50.0	12.4	20.0	
Carbon tetrachloride	Ave	1.356	1.648	0.1000	60.8	50.0	21.6*	20.0	
1,1-Dichloropropene	Ave	1.554	1.728		55.6	50.0	11.2	20.0	
Benzene	Ave	4.743	5.049	0.5000	53.2	50.0	6.5	20.0	
Isobutyl alcohol	Ave	0.0580	0.0676		1460	1250	16.5	50.0	
1,2-Dichloroethane	Ave	1.764	1.821	0.1000	51.6	50.0	3.3	20.0	
n-Heptane	Ave	2.020	2.529		62.6	50.0	25.2*	20.0	
Trichloroethene	Ave	1.229	1.322	0.2000	53.8	50.0	7.6	20.0	

FORM VII 8260C

FORM VII
GC/MS VOA CONTINUING CALIBRATION DATA

Lab Name: Eurofins Buffalo Job No.: 480-200152-1

SDG No.:

Lab Sample ID: CCVIS 480-635403/4 Calibration Date: 07/28/2022 20:03

Instrument ID: HP5977M Calib Start Date: 04/03/2022 22:58

GC Column: ZB-624 (30) VOA ID: 0.25(mm) Calib End Date: 04/04/2022 01:23

Lab File ID: M04935.D Conc. Units: ug/L Heated Purge: (Y/N) Y

ANALYTE	CURVE TYPE	AVE RRF	RRF	MIN RRF	CALC AMOUNT	SPIKE AMOUNT	%D	MAX %D
Methylcyclohexane	Ave	2.133	2.311	0.1000	54.2	50.0	8.3	20.0
1,2-Dichloropropane	Ave	1.340	1.400	0.1000	52.2	50.0	4.4	20.0
Dibromomethane	Ave	0.7527	0.7953	0.1000	52.8	50.0	5.7	20.0
1,4-Dioxane	Ave	0.0082	0.0073		890	1000	-11.0	50.0
Bromodichloromethane	Ave	1.395	1.649	0.2000	59.1	50.0	18.3	20.0
2-Chloroethyl vinyl ether	Ave	0.7351	0.8087		55.0	50.0	10.0	20.0
cis-1,3-Dichloropropene	Ave	1.804	1.961	0.2000	54.4	50.0	8.7	20.0
4-Methyl-2-pentanone (MIBK)	Ave	0.6451	0.7570	0.1000	293	250	17.3	20.0
Toluene	Ave	1.441	1.540	0.4000	53.4	50.0	6.8	20.0
trans-1,3-Dichloropropene	Ave	0.7542	0.7927	0.1000	52.6	50.0	5.1	20.0
Ethyl methacrylate	Ave	0.6511	0.6771		52.0	50.0	4.0	20.0
1,1,2-Trichloroethane	Ave	0.4080	0.4621	0.1000	56.6	50.0	13.3	20.0
Tetrachloroethene	Ave	0.5670	0.6593	0.2000	58.1	50.0	16.3	20.0
1,3-Dichloropropane	Ave	0.8206	0.9445		57.5	50.0	15.1	20.0
2-Hexanone	Ave	0.4339	0.5281	0.1000	304	250	21.7*	20.0
Dibromochloromethane	Ave	0.4628	0.6061	0.1000	65.5	50.0	31.0*	20.0
1,2-Dibromoethane	Ave	0.5040	0.5606		55.6	50.0	11.2	20.0
Chlorobenzene	Ave	1.646	1.757	0.5000	53.4	50.0	6.7	20.0
Ethylbenzene	Ave	2.632	2.970	0.1000	56.4	50.0	12.9	20.0
1,1,1,2-Tetrachloroethane	Ave	0.5702	0.6452		56.6	50.0	13.2	20.0
m,p-Xylene	Ave	1.057	1.198	0.1000	56.7	50.0	13.3	20.0
o-Xylene	Ave	1.087	1.161	0.3000	53.4	50.0	6.8	20.0
Styrene	Ave	1.849	1.933	0.3000	52.3	50.0	4.5	20.0
Bromoform	Ave	0.2738	0.3160	0.1000	57.7	50.0	15.4	50.0
Isopropylbenzene	Ave	2.597	2.580	0.1000	49.7	50.0	-0.6	20.0
Bromobenzene	Ave	0.6642	0.7120		53.6	50.0	7.2	20.0
1,1,2,2-Tetrachloroethane	Ave	0.6545	0.7523	0.3000	57.5	50.0	14.9	20.0
N-Propylbenzene	Ave	3.015	3.565		59.1	50.0	18.2	20.0
1,2,3-Trichloropropane	Ave	0.2098	0.2392		57.0	50.0	14.0	20.0
trans-1,4-Dichloro-2-butene	Ave	0.2181	0.2443		56.0	50.0	12.0	50.0
2-Chlorotoluene	Ave	0.6594	0.7412		56.2	50.0	12.4	20.0
1,3,5-Trimethylbenzene	Ave	2.259	2.616		57.9	50.0	15.8	20.0
4-Chlorotoluene	Ave	0.6680	0.7437		55.7	50.0	11.3	20.0
tert-Butylbenzene	Ave	0.4963	0.5368		54.1	50.0	8.2	20.0
1,2,4-Trimethylbenzene	Ave	2.366	2.472		52.2	50.0	4.5	20.0
sec-Butylbenzene	Ave	2.876	2.988		51.9	50.0	3.9	20.0
1,3-Dichlorobenzene	Ave	1.368	1.453	0.6000	53.1	50.0	6.2	20.0
4-Isopropyltoluene	Ave	2.602	2.965		57.0	50.0	14.0	20.0
1,4-Dichlorobenzene	Ave	1.399	1.489	0.5000	53.2	50.0	6.4	20.0
n-Butylbenzene	Ave	2.344	2.810		59.9	50.0	19.9	20.0
1,2-Dichlorobenzene	Ave	1.369	1.485	0.4000	54.2	50.0	8.5	20.0

FORM VII 8260C

FORM VII
GC/MS VOA CONTINUING CALIBRATION DATA

Lab Name: Eurofins Buffalo Job No.: 480-200152-1

SDG No.:

Lab Sample ID: CCVIS 480-635608/4 Calibration Date: 07/31/2022 18:56

Instrument ID: HP5977M Calib Start Date: 04/03/2022 22:58

GC Column: ZB-624 (30) VOA ID: 0.25(mm) Calib End Date: 04/04/2022 01:23

Lab File ID: M04999.D Conc. Units: ug/L Heated Purge: (Y/N) Y

ANALYTE	CURVE TYPE	AVE RRF	RRF	MIN RRF	CALC AMOUNT	SPIKE AMOUNT	%D	MAX %D	
Dichlorodifluoromethane	Ave	1.390	1.845	0.1000	66.4	50.0	32.8	50.0	
Chloromethane	Ave	1.852	2.032	0.1000	54.8	50.0	9.7	20.0	
Vinyl chloride	Ave	1.570	1.436	0.1000	45.7	50.0	-8.6	20.0	
Butadiene	Ave	1.627	1.418		43.6	50.0	-12.8	20.0	
Bromomethane	Ave	0.7820	0.8419	0.1000	53.8	50.0	7.7	50.0	
Chloroethane	Ave	0.8552	0.7192	0.1000	42.0	50.0	-15.9	50.0	
Trichlorofluoromethane	Ave	1.614	2.326	0.1000	72.1	50.0	44.1*	20.0	
Dichlorofluoromethane	Ave	2.000	1.841		46.0	50.0	-7.9	20.0	
Ethyl ether	Ave	1.171	0.9604		41.0	50.0	-18.0	20.0	
Acrolein	Ave	0.1169	0.1718		368	250	47.0	50.0	
1,1,2-Trichloro-1,2,2-trifluoroethane	Ave	1.177	1.549	0.1000	65.8	50.0	31.6*	20.0	
1,1-Dichloroethene	Ave	1.011	1.204	0.1000	59.5	50.0	19.1	20.0	
Acetone	Ave	0.4870	0.4814	0.1000	247	250	-1.1	50.0	
Iodomethane	Ave	1.947	2.591		66.5	50.0	33.0*	20.0	NT
Carbon disulfide	Ave	3.587	3.798	0.1000	52.9	50.0	5.9	20.0	
Allyl chloride	Ave	2.148	2.117		49.3	50.0	-1.4	20.0	
Methyl acetate	Ave	1.072	1.007	0.1000	93.9	100	-6.1	50.0	
Methylene Chloride	Lin1		1.388	0.1000	54.7	50.0	9.4	20.0	
2-Methyl-2-propanol	Ave	0.1761	0.1637		465	500	-7.1	50.0	
Methyl tert-butyl ether	Ave	3.801	3.912	0.1000	51.5	50.0	2.9	20.0	
trans-1,2-Dichloroethene	Ave	1.227	1.430	0.1000	58.3	50.0	16.6	20.0	
Acrylonitrile	Ave	0.5772	0.5893		510	500	2.1	20.0	
Hexane	Ave	2.062	2.374		57.6	50.0	15.1	20.0	
1,1-Dichloroethane	Ave	2.381	2.639	0.2000	55.4	50.0	10.8	20.0	
Vinyl acetate	Ave	2.631	2.540		96.5	100	-3.5	20.0	
2,2-Dichloropropane	Ave	1.418	1.897		66.9	50.0	33.8*	20.0	NT
cis-1,2-Dichloroethene	Ave	1.413	1.575	0.1000	55.7	50.0	11.5	20.0	
2-Butanone (MEK)	Ave	0.6729	0.6551	0.1000	243	250	-2.6	20.0	
Chlorobromomethane	Ave	0.7413	0.9121		61.5	50.0	23.1*	20.0	NT
Tetrahydrofuran	Ave	0.4779	0.4276		89.5	100	-10.5	20.0	
Chloroform	Ave	2.206	2.652	0.2000	60.1	50.0	20.2*	20.0	
Cyclohexane	Ave	2.517	2.916	0.1000	57.9	50.0	15.9	20.0	
1,1,1-Trichloroethane	Ave	1.713	2.530	0.1000	73.9	50.0	47.7*	20.0	
Carbon tetrachloride	Ave	1.356	2.277	0.1000	84.0	50.0	68.0*	20.0	
1,1-Dichloropropene	Ave	1.554	1.832		59.0	50.0	17.9	20.0	
Benzene	Ave	4.743	4.925	0.5000	51.9	50.0	3.8	20.0	
Isobutyl alcohol	Ave	0.0580	0.0565		1220	1250	-2.6	50.0	
1,2-Dichloroethane	Ave	1.764	2.228	0.1000	63.2	50.0	26.3*	20.0	
n-Heptane	Ave	2.020	2.260		55.9	50.0	11.9	20.0	
Trichloroethene	Ave	1.229	1.501	0.2000	61.1	50.0	22.2*	20.0	

FORM VII 8260C

FORM VII
GC/MS VOA CONTINUING CALIBRATION DATA

Lab Name: Eurofins Buffalo Job No.: 480-200152-1

SDG No.:

Lab Sample ID: CCVIS 480-635608/4 Calibration Date: 07/31/2022 18:56

Instrument ID: HP5977M Calib Start Date: 04/03/2022 22:58

GC Column: ZB-624 (30) VOA ID: 0.25(mm) Calib End Date: 04/04/2022 01:23

Lab File ID: M04999.D Conc. Units: ug/L Heated Purge: (Y/N) Y

ANALYTE	CURVE TYPE	AVE RRF	RRF	MIN RRF	CALC AMOUNT	SPIKE AMOUNT	%D	MAX %D	
Methylcyclohexane	Ave	2.133	2.405	0.1000	56.4	50.0	12.8	20.0	
1,2-Dichloropropane	Ave	1.340	1.319	0.1000	49.2	50.0	-1.6	20.0	
Dibromomethane	Ave	0.7527	0.8948	0.1000	59.4	50.0	18.9	20.0	
1,4-Dioxane	Ave	0.0082	0.0072		880	1000	-12.0	50.0	
Bromodichloromethane	Ave	1.395	1.881	0.2000	67.5	50.0	34.9*	20.0	
2-Chloroethyl vinyl ether	Ave	0.7351	0.7012		47.7	50.0	-4.6	20.0	
cis-1,3-Dichloropropene	Ave	1.804	1.869	0.2000	51.8	50.0	3.6	20.0	
4-Methyl-2-pentanone (MIBK)	Ave	0.6451	0.6456	0.1000	250	250	0.0	20.0	
Toluene	Ave	1.441	1.538	0.4000	53.4	50.0	6.7	20.0	
trans-1,3-Dichloropropene	Ave	0.7542	0.8004	0.1000	53.1	50.0	6.1	20.0	
Ethyl methacrylate	Ave	0.6511	0.5882		45.2	50.0	-9.7	20.0	
1,1,2-Trichloroethane	Ave	0.4080	0.4095	0.1000	50.2	50.0	0.4	20.0	
Tetrachloroethene	Ave	0.5670	0.7736	0.2000	68.2	50.0	36.4*	20.0	
1,3-Dichloropropane	Ave	0.8206	0.8098		49.3	50.0	-1.3	20.0	
2-Hexanone	Ave	0.4339	0.4245	0.1000	245	250	-2.2	20.0	
Dibromochloromethane	Ave	0.4628	0.7082	0.1000	76.5	50.0	53.0*	20.0	
1,2-Dibromoethane	Ave	0.5040	0.5618		55.7	50.0	11.5	20.0	
Chlorobenzene	Ave	1.646	1.888	0.5000	57.3	50.0	14.7	20.0	
Ethylbenzene	Ave	2.632	2.995	0.1000	56.9	50.0	13.8	20.0	
1,1,1,2-Tetrachloroethane	Ave	0.5702	0.8001		70.2	50.0	40.3*	20.0	NT
m,p-Xylene	Ave	1.057	1.240	0.1000	58.7	50.0	17.3	20.0	
o-Xylene	Ave	1.087	1.252	0.3000	57.6	50.0	15.2	20.0	
Styrene	Ave	1.849	2.037	0.3000	55.1	50.0	10.2	20.0	
Bromoform	Ave	0.2738	0.4549	0.1000	83.1	50.0	66.1*	50.0	
Isopropylbenzene	Ave	2.597	2.735	0.1000	52.7	50.0	5.3	20.0	
Bromobenzene	Ave	0.6642	0.6988		52.6	50.0	5.2	20.0	
1,1,2,2-Tetrachloroethane	Ave	0.6545	0.5677	0.3000	43.4	50.0	-13.3	20.0	
N-Propylbenzene	Ave	3.015	2.948		48.9	50.0	-2.2	20.0	
1,2,3-Trichloropropane	Ave	0.2098	0.2150		51.2	50.0	2.5	20.0	
trans-1,4-Dichloro-2-butene	Ave	0.2181	0.2025		46.4	50.0	-7.2	50.0	
2-Chlorotoluene	Ave	0.6594	0.6922		52.5	50.0	5.0	20.0	
1,3,5-Trimethylbenzene	Ave	2.259	2.387		52.8	50.0	5.6	20.0	
4-Chlorotoluene	Ave	0.6680	0.6959		52.1	50.0	4.2	20.0	
tert-Butylbenzene	Ave	0.4963	0.5619		56.6	50.0	13.2	20.0	
1,2,4-Trimethylbenzene	Ave	2.366	2.437		51.5	50.0	3.0	20.0	
sec-Butylbenzene	Ave	2.876	2.969		51.6	50.0	3.2	20.0	
1,3-Dichlorobenzene	Ave	1.368	1.437	0.6000	52.5	50.0	5.1	20.0	
4-Isopropyltoluene	Ave	2.602	2.806		53.9	50.0	7.9	20.0	
1,4-Dichlorobenzene	Ave	1.399	1.441	0.5000	51.5	50.0	3.0	20.0	
n-Butylbenzene	Ave	2.344	2.340		49.9	50.0	-0.2	20.0	
1,2-Dichlorobenzene	Ave	1.369	1.458	0.4000	53.2	50.0	6.4	20.0	

FORM VII 8260C

FORM I
GC/MS VOA ORGANICS ANALYSIS DATA SHEET

Lab Name: Eurofins Buffalo
Job No.: 480-200152-1
SDG No.:
Client Sample ID:
Lab Sample ID: MB 480-635604/2-A
Matrix: Solid
Lab File ID: M05006.D
Analysis Method: 8260C
Date Collected:
Sample wt/vol: 5(g)
Date Analyzed: 07/31/2022 21:47
Soil Aliquot Vol:
Dilution Factor: 1
Soil Extract Vol.:
GC Column: ZB-624 (30) VOA ID: 0.25(mm)
Purge Volume: 5.0(mL)
Heated Purge: (Y/N) Y pH:
% Moisture: % Solids:
Level: (low/med) Low
Analysis Batch No.: 635608
Units: ug/Kg

CAS NO.	COMPOUND NAME	RESULT	Q	RL	MDL
71-55-6	1,1,1-Trichloroethane	5.0	U	5.0	0.36
79-34-5	1,1,2,2-Tetrachloroethane	5.0	U	5.0	0.81
76-13-1	1,1,2-Trichloro-1,2,2-trifluoroethane	5.0	U	5.0	1.1
79-00-5	1,1,2-Trichloroethane	5.0	U	5.0	0.65
75-34-3	1,1-Dichloroethane	5.0	U	5.0	0.61
75-35-4	1,1-Dichloroethene	5.0	U	5.0	0.61
120-82-1	1,2,4-Trichlorobenzene	5.0	U	5.0	0.30
96-12-8	1,2-Dibromo-3-Chloropropane	5.0	U	5.0	2.5
106-93-4	1,2-Dibromoethane	5.0	U	5.0	0.64
95-50-1	1,2-Dichlorobenzene	5.0	U	5.0	0.39
107-06-2	1,2-Dichloroethane	5.0	U	5.0	0.25
78-87-5	1,2-Dichloropropane	5.0	U	5.0	2.5
541-73-1	1,3-Dichlorobenzene	5.0	U	5.0	0.26
106-46-7	1,4-Dichlorobenzene	5.0	U	5.0	0.70
78-93-3	2-Butanone (MEK)	25	U	25	1.8
591-78-6	2-Hexanone	25	U	25	2.5
108-10-1	4-Methyl-2-pentanone (MIBK)	25	U	25	1.6
67-64-1	Acetone	4.53	J	25	4.2
71-43-2	Benzene	5.0	U	5.0	0.25
75-27-4	Bromodichloromethane	5.0	U	5.0	0.67
75-25-2	Bromoform	5.0	U	5.0	2.5
74-83-9	Bromomethane	5.0	U	5.0	0.45
75-15-0	Carbon disulfide	5.0	U	5.0	2.5
56-23-5	Carbon tetrachloride	5.0	U	5.0	0.48
108-90-7	Chlorobenzene	5.0	U	5.0	0.66
75-00-3	Chloroethane	5.0	U	5.0	1.1
67-66-3	Chloroform	5.0	U	5.0	0.31
74-87-3	Chloromethane	5.0	U	5.0	0.30
156-59-2	cis-1,2-Dichloroethene	5.0	U	5.0	0.64
10061-01-5	cis-1,3-Dichloropropene	5.0	U	5.0	0.72
110-82-7	Cyclohexane	5.0	U	5.0	0.70
124-48-1	Dibromochloromethane	5.0	U	5.0	0.64
75-71-8	Dichlorodifluoromethane	5.0	U	5.0	0.41

FORM II
GC/MS SEMI VOA SURROGATE RECOVERY

Lab Name: Eurofins Buffalo Job No.: 480-200152-1

SDG No.:

Matrix: Solid Level: Low

GC Column (1): RXI-5Sil MS ID: 0.25(mm)

Client Sample ID	Lab Sample ID	2FP #	PHL #	NBZ #	FBP #	TBP #	TPHd14 #
A9	480-200152-1	77	76	79	89	95	91
A10	480-200152-2	72	71	72	84	92	87
A11	480-200152-3	71	71	77	94	93	97
B10	480-200152-4	79	73	83	100	106	102
B11	480-200152-5	70	69	73	89	88	100
E10	480-200152-6	79	78	75	88	98	97
SWSW-1	480-200152-7	117	114	120	138 S1+	153 S1+	152 S1+
SWSW-2	480-200152-8	61	57	65	82	78	74 S1-
SSSW-1	480-200152-9	66	62	67	87	84	74 S1-
SSSW-2	480-200152-10	68	66	71	90	90	83
	MB 480-635362/1-A	83	81	83	91	99	94
	LCS 480-635362/2-A	69	67	73	89	107	105

	QC LIMITS
2FP = 2-Fluorophenol	52-120
PHL = Phenol-d5	54-120
NBZ = Nitrobenzene-d5	53-120
FBP = 2-Fluorobiphenyl	60-120
TBP = 2,4,6-Tribromophenol	54-120
TPHd14 = p-Terphenyl-d14	79-130

Column to be used to flag recovery values

FORM II 8270D

FORM VI
GC/MS SEMI VOA BY INTERNAL STANDARD - INITIAL CALIBRATION DATA
CURVE EVALUATION

Lab Name: Eurofins Buffalo Job No.: 480-200152-1 Analy Batch No.: 633917

SDG No.:

Instrument ID: HP5973V GC Column: RXI-5Sil MS ID: 0.25(mm) Heated Purge: (Y/N) N

Calibration Start Date: 07/18/2022 16:50 Calibration End Date: 07/18/2022 19:40 Calibration ID: 43694

Calibration Files

LEVEL:	LAB SAMPLE ID:	LAB FILE ID:
Level 1	IC 480-633917/3	V3158947.d
Level 2	IC 480-633917/4	V3158948.d
Level 3	IC 480-633917/5	V3158949.d
Level 4	IC 480-633917/6	V3158950.d
Level 5	ICIS 480-633917/7	V3158951.d
Level 6	IC 480-633917/8	V3158952.d
Level 7	IC 480-633917/9	V3158953.d
Level 8	IC 480-633917/10	V3158954.d

ANALYTE	RRF					CURVE TYPE	COEFFICIENT			#	MIN RRF	%RSD	#	MAX %RSD	R^2 OR COD	#	MIN R^2 OR COD
	LVL 1 LVL 6	LVL 2 LVL 7	LVL 3 LVL 8	LVL 4	LVL 5		B	M1	M2								
1,4-Dioxane	0.4572	0.6035 0.4668	0.5612 0.4892	0.4943	0.4765	Lin2	0.3525	0.4719			0.0100	3.2			0.9990		0.9900
N-Nitrosodimethylamine	0.8088	0.5130 0.8041	0.8071 0.8537	0.8050	0.8071	Lin2	-0.691	0.8401			0.0100	6.7			0.9950		0.9900
Pyridine	0.4873	0.5227 0.5064	0.4101 0.5395	0.5006	0.5203	Lin2	-0.105	0.5034			0.0100	9.1			0.9910		0.9900
Benzaldehyde	0.8098	1.4845 0.6661	0.9690 0.6287	1.1255	1.0854	Ave		0.9670			0.0100	30.9	*	20.0			
Aniline	1.9238	2.0944 1.9668	1.9454 2.0527	2.0232	1.9380	Ave		1.9920			0.0100	3.3		20.0			
Phenol	1.6898	1.4695 1.7754	1.7204 1.8301	1.7807	1.7500	Ave		1.7166			0.8000	6.9		20.0			
Bis(2-chloroethyl)ether	1.1351	1.2589 1.1748	1.2269 1.2158	1.2108	1.1791	Lin2	0.2093	1.1793			0.7000	2.4			0.9990		0.9900
2-Chlorophenol	1.2781	1.2914 1.3094	1.2602 1.3864	1.2120	1.2514	Ave		1.2841			0.8000	4.3		20.0			
n-Decane	1.0314	1.1795 1.0557	1.0404 1.0724	1.0792	1.0257	Ave		1.0692			0.0100	4.9		20.0			
1,3-Dichlorobenzene	1.4108	1.5727 1.5096	1.5747 1.5622	1.5018	1.4037	Ave		1.5051			0.0100	4.8		20.0			
1,4-Dichlorobenzene	1.4451	1.5955 1.5039	1.6423 1.5971	1.5344	1.4483	Ave		1.5381			0.0100	5.0		20.0			
Benzyl alcohol	0.8388	1.0093 0.8976	0.8090 0.9378	0.8767	0.8489	Ave		0.8883			0.0100	7.6		20.0			
1,2-Dichlorobenzene	1.3641	1.4380 1.4364	1.2896 1.5201	1.5564	1.3869	Ave		1.4273			0.0100	6.4		20.0			

Note: The M1 coefficient is the same as Ave RRF for an Ave curve type.

FORM X
IDENTIFICATION SUMMARY

Lab Name: Eurofins Buffalo Job No.: 480-200152-1

SDG No.:

Client Sample ID: SWSW-2 Lab Sample ID: 480-200152-8

Instrument ID (1): HP6890-25 Instrument ID (2): HP6890-25

Date Analyzed (1): 07/29/2022 13:50 Date Analyzed (2): 07/29/2022 13:50

GC Column (1): RTX-CLPI ID: 0.53(mm) GC Column (2): RTX-CLPII ID: 0.53(mm)

ANALYTE	COL	PEAK	RT	RT WINDOW		CONCENTRATION		RPD
				FROM	TO	PEAK	MEAN	
4,4'-DDT	1		5.51	5.49	5.55	4.0		26.8
	2		6.53	6.50	6.56	3.1		

FORM X 8081B

FORM X
IDENTIFICATION SUMMARY

Lab Name: Eurofins Buffalo Job No.: 480-200152-1

SDG No.:

Client Sample ID: SSSW-1 Lab Sample ID: 480-200152-9

Instrument ID (1): HP6890-25 Instrument ID (2): HP6890-25

Date Analyzed (1): 07/29/2022 14:10 Date Analyzed (2): 07/29/2022 14:10

GC Column (1): RTX-CLPI ID: 0.53(mm) GC Column (2): RTX-CLPII ID: 0.53(mm)

ANALYTE	COL	PEAK	RT	RT WINDOW		CONCENTRATION		RPD
				FROM	TO	PEAK	MEAN	
4,4'-DDE	1		4.62	4.60	4.66	2.7		11.6
	2		5.60	5.57	5.63	2.4		
4,4'-DDT	1		5.51	5.49	5.55	4.1		23.1
	2		6.53	6.50	6.56	3.3		
Methoxychlor	1		6.05	6.00	6.06	2.3		142.4
	2		7.22	7.19	7.25	14		

FORM X 8081B

FORM X
IDENTIFICATION SUMMARY

Lab Name: Eurofins Buffalo Job No.: 480-200152-1

SDG No.:

Client Sample ID: SSSW-2 Lab Sample ID: 480-200152-10

Instrument ID (1): HP6890-25 Instrument ID (2): HP6890-25

Date Analyzed (1): 07/29/2022 14:30 Date Analyzed (2): 07/29/2022 14:30

GC Column (1): RTX-CLPI ID: 0.53(mm) GC Column (2): RTX-CLPII ID: 0.53(mm)

ANALYTE	COL	PEAK	RT	RT WINDOW		CONCENTRATION		RPD
				FROM	TO	PEAK	MEAN	
4,4'-DDE	1		4.62	4.60	4.66	2.6		14.0
	2		5.60	5.57	5.63	2.9		
Endrin	1		5.18	5.12	5.18	2.4		62.2
	2		6.13	6.08	6.14	4.6		
4,4'-DDT	1		5.51	5.49	5.55	18		1.2
	2		6.53	6.50	6.56	18		

3-IN
INSTRUMENT BLANKS
METALS

Lab Name: Eurofins Buffalo Job No.: 480-200152-1

SDG No.:

Concentration Units: mg/L

Analyte	RL	ICB 480-635929/7 08/02/2022 11:16		CCB 480-635929/17 08/02/2022 11:55		CCB 480-635929/26 08/02/2022 12:55		CCB 480-635929/38 08/02/2022 13:42	
		Found	C	Found	C	Found	C	Found	C
Aluminum	0.20	0.20	U	0.20	U	0.20	U	0.20	U
Antimony	0.020	0.020	U	0.020	U	0.020	U	0.020	U
Arsenic	0.015	0.015	U	0.015	U	0.015	U	0.015	U
Barium	0.0020	0.0020	U	0.0020	U	0.0020	U	0.0020	U
Beryllium	0.0020	0.0020	U	0.0020	U	0.0020	U	0.0020	U
Cadmium	0.0020	0.0020	U	0.0020	U	0.0020	U	0.0020	U
Calcium	0.50	0.50	U	0.50	U	0.50	U	0.50	U
Chromium	0.0040	0.0040	U	0.0040	U	0.0040	U	0.0040	U
Cobalt	0.0040	0.0040	U	0.0040	U	0.0040	U	0.0040	U
Copper	0.010	0.010	U	0.010	U	0.010	U	0.010	U
Iron	0.050	0.050	U	0.050	U	0.050	U	0.050	U
Lead	0.010	0.010	U	0.010	U	0.010	U	0.010	U
Magnesium	0.20	0.20	U	0.20	U	0.20	U	0.20	U
Manganese	0.0030	0.0030	U	0.0030	U	0.0030	U	0.0030	U
Nickel	0.010	0.010	U	0.010	U	0.010	U	0.010	U
Potassium	0.50	0.50	U	0.50	U	0.50	U	0.50	U
Selenium	0.025	0.00877	J	0.025	U	0.025	U	0.00888	J
Silver	0.0060	0.0060	U	0.0060	U	0.0060	U	0.0060	U
Sodium	1.0	1.0	U	1.0	U	1.0	U	1.0	U
Thallium	0.020	0.020	U	0.020	U	0.020	U	0.020	U
Vanadium	0.0050	0.0050	U	0.0050	U	0.0050	U	0.0050	U
Zinc	0.010	0.010	U	0.010	U	0.010	U	0.010	U

Italicized analytes were not requested for this sequence.

3-IN
INSTRUMENT BLANKS
METALS

Lab Name: Eurofins Buffalo Job No.: 480-200152-1

SDG No.:

Concentration Units: mg/L

Analyte	RL	CCB 480-635929/47 08/02/2022 14:28							
		Found	C	Found	C	Found	C	Found	C
Aluminum	0.20	0.20	U						
Antimony	0.020	0.020	U						
Arsenic	0.015	0.015	U						
Barium	0.0020	0.0020	U						
Beryllium	0.0020	0.0020	U						
Cadmium	0.0020	0.0020	U						
Calcium	0.50	0.50	U						
Chromium	0.0040	0.0040	U						
Cobalt	0.0040	0.0040	U						
Copper	0.010	0.010	U						
Iron	0.050	0.050	U						
Lead	0.010	0.010	U						
Magnesium	0.20	0.20	U						
Manganese	0.0030	0.0030	U						
Nickel	0.010	0.010	U						
Potassium	0.50	0.50	U						
Selenium	0.025	0.00919	J						
Silver	0.0060	0.0060	U						
Sodium	1.0	1.0	U						
Thallium	0.020	0.020	U						
Vanadium	0.0050	0.0050	U						
Zinc	0.010	0.010	U						

Italicized analytes were not requested for this sequence.

3-IN
METHOD BLANK
METALS

Lab Name: Eurofins Buffalo Job No.: 480-200152-1

SDG No.:

Concentration Units: mg/Kg Lab Sample ID: MB 480-635451/1-A

Instrument Code: ICAP1 Batch No.: 635929

CAS No.	Analyte	Concentration	C	Q	Method
7429-90-5	Aluminum	9.6	U		6010C
7440-36-0	Antimony	14.4	U		6010C
7440-38-2	Arsenic	1.9	U		6010C
7440-39-3	Barium	0.48	U		6010C
7440-41-7	Beryllium	0.19	U		6010C
7440-43-9	Cadmium	0.19	U		6010C
7440-70-2	Calcium	6.65	J		6010C
7440-47-3	Chromium	0.48	U		6010C
7440-48-4	Cobalt	0.48	U		6010C
7440-50-8	Copper	0.96	U		6010C
7439-89-6	Iron	9.6	U		6010C
7439-92-1	Lead	0.96	U		6010C
7439-95-4	Magnesium	1.90	J		6010C
7439-96-5	Manganese	0.0587	J		6010C
7440-02-0	Nickel	4.8	U		6010C
7440-09-7	Potassium	21.67	J		6010C
7440-22-4	Silver	0.58	U		6010C
7440-23-5	Sodium	32.55	J		6010C
7440-28-0	Thallium	5.8	U		6010C
7440-62-2	Vanadium	0.48	U		6010C
7440-66-6	Zinc	1.9	U		6010C

FORM III-IN

Appendix C

Validator Qualifications

KENNETH R. APPLIN
Geochemist/Data Validator

Ph.D., Geochemistry and Mineralogy, The Pennsylvania State University

M.S., Geochemistry and Mineralogy, The Pennsylvania State University

B.A., Geological Sciences, SUNY at Geneseo, NY

Dr. Applin has over 35 years of experience working with the geochemistry of natural waters. His prior experience includes working as an Assistant Professor of Geology at the University of Missouri-Columbia and as Chief Hydrogeologist and Geochemist with a leading engineering firm in Rochester, NY. In 1993, he established KR Applin and Associates, a small consulting business that focuses on the geochemistry of natural waters, especially as applied to problems involving the contamination of groundwater and surface water.

Dr. Applin is also an experienced analytical data validator and has provided data validation services since 1994 to a variety of clients performing brownfield cleanup projects, hazardous waste remediation, groundwater monitoring at solid waste facilities, and other projects requiring third-party data validation. Dr. Applin has several years of hands-on experience with the laboratory analysis of natural waters and has successfully completed the USEPA Region II certification courses for performing inorganic and organic analytical data validation.

MICHAEL K. PERRY
Chemist/Data Validator

B.S. Chemistry, Georgia State University, Atlanta, GA

A.A.S., Chemical Technology, Alfred State College, Alfred, NY

Mr. Perry has over 30 years of experience in the analytical laboratory business. During his early career, he spent several years as a laboratory analyst performing the analysis of soil, water, and air samples for inorganic and organic chemical parameters. During his last 20 years in the environmental laboratory business, he managed and directed two major analytical laboratories in Rochester, NY. His management responsibilities included oversight of the daily operations of the lab, staff training and supervision, the selection, purchase, and maintenance of analytical instruments, the introduction of new laboratory methods, analytical quality assurance and quality control, data acquisition and management, and other business-related activities.

Mr. Perry has an extensive working knowledge of the methods and procedures used for sampling and analyzing both inorganic and organic analytes in soil, water, and air. He is an accomplished laboratory chemist and is familiar with the analytical methods and procedures established under the USEPA Contract Laboratory Protocols (CLP), the NYSDEC Analytical Services Protocols (ASP), and the NYSDOH Environmental Laboratory Approval Program (ELAP).

DATA USABILITY SUMMARY REPORT (DUSR)

Pilgrim Village Senior
951 Ellicott St.
Buffalo, NY 14209
NYSDEC BCP # C915363

SDG: J201211-1
1 soil sample

Prepared for:

BE3 Corp.
960 Busti Avenue
Suite 150-B
Buffalo, NY 14213
Attention: Sydney Deck

September 2022

EDU *Environmental Data Usability 10028 Deer Park Dr. Dansville, NY 14437 585-991-9156*

Table of Contents

		Page No.
REVIEWER'S NARRATIVE		
1.0	SUMMARY	1
2.0	INTRODUCTION	1
3.0	SAMPLE AND ANALYSIS SUMMARY	2
4.0	GUIDANCE DOCUMENTS AND DATA REVIEW CRITERIA	2
5.0	DATA VALIDATION QUALIFIERS	3
6.0	RESULTS OF THE DATA REVIEW	4
7.0	TOTAL USABLE DATA	4

APPENDIX A Validated Analytical Results
APPENDIX B Laboratory QC Documentation
APPENDIX C Validator Qualifications

Tables

Table 4-1 Data Validation Guidance Documents
Table 4-2 Quality Control Criteria for Validating Laboratory Analytical Data

Summaries of Validated Results
Table 6-1 VOCs
Table 6-2 SVOCs
Table 6-3 Pesticides
Table 6-4 PCBs
Table 6-5 Metals

REVIEWER'S NARRATIVE
BE3 SDG J201211-1: Pilgrim Village Senior

The data associated with this Sample Delivery Group (SDG) J201211-1, analyzed by Eurofins Buffalo, Buffalo, NY have been reviewed in accordance with assessment criteria provided by the New York State Department of Environmental Conservation following the review procedures provided in the USEPA Functional Guidelines for evaluating organic and inorganic data.

All analytical results reported by the laboratory are considered valid and acceptable except results that have been qualified as rejected, “R”. Results qualified as estimated “J”, or as non-detects, “U”, are considered usable for the purpose of evaluating water and/or soil quality. However, these qualifiers indicate that the accuracy and/or precision of the analytical result is questionable. A summary of all data that have been qualified and the reasons for qualification are provided in the following data usability summary report (DUSR).

Two facts should be noted by all data users. First, the “R” qualifier means that the associated value is unusable. In other words, due to significant quality control (QC) problems, the analysis is invalid and provides no information as to whether the analyte is present or not. Values qualified with an “R” should not appear on the final data tables because they cannot be relied upon, even as the last resort. Second, no analyte concentration, even if it has passed all QC tests, is guaranteed to be accurate. Strict QC serves to increase confidence in data, but any value potentially contains error.

Reviewer's Signature: Michael K. Perry Date: 9/20/2022

Michael K. Perry
Chemist

1.0 SUMMARY

SITE:	Pilgrim Village Senior 951 Ellicott St. Buffalo, NY 14209
SAMPLING DATE:	September 01, 2022
SAMPLE TYPE:	1 soil sample
LABORATORY:	Eurofins Buffalo Buffalo, NY
SDG No.:	J201211-1

2.0 INTRODUCTION

This data usability summary report (DUSR) was prepared in accordance with guidance provided by the New York State Department of Environmental Conservation (NYSDEC). The DUSR is based on a review and evaluation of the laboratory analytical data package. Specifically, the NYSDEC guidance recommends review and evaluation of the following elements of the data package:

- Completeness of the data package as defined under the requirements of the NYSDEC Analytical Services Protocols (ASP) Category B or the United States Environmental Protection Agency (USEPA) Contract Laboratory Program (CLP) deliverables,
- Compliance with established analyte holding times,
- Adherence to quality control (QC) limits and specifications for blanks, instrument tuning and calibration, surrogate recoveries, spike recoveries, laboratory duplicate analyses, and other QC criteria,
- Adherence to established analytical protocols,
- Conformance of data summary sheets with raw analytical data, and
- Use of correct data qualifiers.

Data deficiencies, analytical protocol deviations, and quality control problems identified using the review criteria above and their effect on the analytical results are discussed in this report.

3.0 SAMPLE AND ANALYSIS SUMMARY

The data package consists of analytical results for one soil sample collected on September 01, 2022. This sample was analyzed for Volatile Organic Compounds (VOCs), Semi-volatile Organic Compounds (SVOCs), Pesticides, PCBs, and Metals.

All analyses were performed by Eurofins Buffalo, Buffalo, NY and analyzed as SDG J201211-1. The analytical results were provided in NYSDEC ASP Category B format, which includes all raw analytical data and laboratory QC data.

4.0 GUIDANCE DOCUMENTS AND DATA REVIEW CRITERIA

The guidance documents appropriate for reviewing laboratory quality control (QC) data and assigning data qualifiers (flags) to analytical results were selected from those listed in Table 4-1. The QC limits established in the documents applicable to this data review were used to assess the quality of the analytical results. In some cases, however, QC limits established internally by the laboratory were taken into account to determine data quality.

The QC criteria considered for assessing the usability of the reported analytical results provided for each analyte type (i.e. VOCs, SVOCs, metals, etc.) are listed in Table 4-2. These criteria may vary with the analytical method utilized by the laboratory. These criteria comply with the guidance recommended in Section 2.0 above.

5.0 DATA VALIDATION QUALIFIERS

The letter qualifiers (flags) used to define data usability are described briefly below. These letters are assigned by the data validator to analytical results having questionable accuracy and/or precision as determined by reviewing the laboratory QC data associated with the analytical results.

TABLE 4-1

Guidance Used For Validating Laboratory Analytical Data

Analyte Group	Guidance	Date
Metals (ICP-AES)	USEPA SOP HW-3a, Rev. 1	September 2016
Metals (Hg & CN)	USEPA SOP HW-3c, Rev. 1	September 2016
Volatile Organic Compounds (by Methods 8260B & 8260C)	USEPA SOP HW-24, Rev. 4	September 2014
Semi-Volatile Organic Compounds (by Method 8270D)	USEPA SOP HW-22 Rev. 5	December 2010
Pesticides (by Method 8181B)	USEPA SOP HW-44, Rev. 1.1	December 2010
Chlorinated Herbicides (by Method 8151A)	USEPA SOP HW-17, Rev. 3.1	December 2010
Polychlorinated Biphenyls (PCBs)	USEPA SOP HW-37A, Rev. 0	June 2015
Volatile Organic Compounds (Air) (by Method TO-15)	USEPA SOP HW-31, Rev. 6	September 2016
Per- and PolyFluoroAlkyl Substances (PFAS)	* NYSDEC	January 2021
General Chemistry Parameters	per NYSDEC ASP	July 2005

* Sampling, Analysis, and Assessment of Per- and Polyfluoroalkyl Substances (PFAS) Under NYSDEC's Part 375 Remedial Programs, Appendix I

TABLE 4-2

QUALITY CONTROL CRITERIA USED FOR VALIDATING LABORATORY ANALYTICAL DATA

VOCs	SVOCs	Pesticides/PCBs	Metals	Gen Chemistry	PFAS
Completeness of Pkg	Completeness of Pkg	Completeness of Pkg	Completeness of Pkg	Completeness of Pkg	Completeness of Pkg
Sample Preservation	Sample Preservation	Sample Preservation	Sample Preservation	Sample Preservation	Sample Preservation
Holding Time	Holding Time	Holding Time	Holding Time	Holding Times	Holding Time
System Monitoring Compounds	Surrogate Recoveries	Surrogate Recoveries	Initial/Continuing Calibration	Calibration	Instr Performance Check
Lab Control Sample	Lab Control Sample	Matrix Spikes	CRDL Standards	Lab Control Samples	Initial Calibration
Matrix Spikes	Matrix Spikes	Blanks	Blanks	Blanks	Continuing Calibration
Blanks	Blanks	Instrument Calibration & Verification	Interference Check Sample	Spike Recoveries	Blanks
Instrument Tuning	Instrument Tuning	Comparison of duplicate GC column results	Spike Recoveries	Lab Duplicates	Surrogates
Internal Standards	Internal Standards	Analyte ID	Lab Duplicate		Lab Fortified Blank
Initial Calibration	Initial Calibration	Lab Qualifiers	Lab Control Sample		Matrix Spikes
Continuing Calibration	Continuing Calibration	Field Duplicate	ICP Serial Dilutions		Internal Standards
Lab Qualifiers	Lab Qualifiers		Lab Qualifiers		
Field Duplicate	Field Duplicate		Field Duplicate		

Method TO-15 (Air)
Completeness of Pkg
Sample Preservation
Holding Time
Canister Certification
Instrument Tuning
Initial Calibration and Instrument Performance
Daily Calibration
Blanks
Lab Control Sample
Field Duplicate

The laboratory may also use various letters and symbols to flag analytical results generated when QC limits were exceeded. The meanings of these flags may differ from those used by the independent data validator. Those used by the laboratory are provided with the analytical results.

NOTE: The assignment of data qualifiers by the data reviewer (validator) to laboratory analytical results should not necessarily be interpreted by the data user as a measure of laboratory ability or proficiency. Rather, the qualifiers are intended to provide a measure of data accuracy and precision to the data user, which, for example, may provide a level of confidence in determining whether or not standards or cleanup objectives have been met.

U The analyte was analyzed for but was not detected at or above the sample quantitation limit.

J The analyte was positively identified; the associated numerical value is the *approximate* concentration of the analyte in the sample. (The magnitude of any ± value associated with the result is not determined by data validation).

J+ The result is an estimated quantity and may be biased high.

J- The result is an estimated quantity and may be biased low.

UJ The analyte was analyzed for but not detected. The reported quantitation limit is approximate and may inaccurate or imprecise.

R The sample result is rejected (i.e., is unusable) due to serious deficiencies in the ability to analyze the sample and meet quality control criteria. The presence or absence of the analyte cannot be verified.

NJ The analysis indicates the presence of an analyte that has been "tentatively identified" and the associated numerical value represents its approximate concentration.

The validated analytical results are attached to this report. Validation qualifiers (flags) are indicated in red print. Data sheets having qualified data are signed and dated by the data reviewer.

6.0 RESULTS OF THE DATA REVIEW

The results of the data review are summarized in Tables 6-1 through 6-5. The tables list the samples where QC criteria were found to exceed acceptable limits and the actions taken to qualify the associated analytical results.

7.0 TOTAL USABLE DATA

For SDG J201211-1, one sample was analyzed and results were reported for 166 analytes. Even though some results were flagged with a "J" as estimated, all results (100 %) are considered usable. See the summary table for the analyses that have rejected/qualified and the corresponding QC reasons.

NOTE: 1) As noted by the laboratory, the soil samples were not collected following SW846 5035A protocol. This adds an element of uncertainty to the analytical results for volatile organic analytes (VOAs). Although not specifically indicated on the final data sheets with a "J" flag, the VOA analytical results should be considered estimated, but usable.

Table 6-1 8260 VOCs

SAMPLES AFFECTED	ANALYTES	ACTION	QC VIOLATION	COMMENTS
none			none	

Table 6-2 8270 SVOCs

SAMPLES AFFECTED	ANALYTES	ACTION	QC VIOLATION	COMMENTS
none			none	

Table 6-3 Pesticides

SAMPLES AFFECTED	ANALYTES	ACTION	QC VIOLATION	COMMENTS
none			none	

Table 6-4 PCBs

SAMPLES AFFECTED	ANALYTES	ACTION	QC VIOLATION	COMMENTS
none			none	

Table 6-5 Metals

SAMPLES AFFECTED	ANALYTES	ACTION	QC VIOLATION	COMMENTS
none			none	

ACRONYMS

BSP	Blank Spike
CCAL	Continuing Calibration
CCB	Continuing Calibration Blank
CCV	Continuing Calibration Verification
CRDL	Contract Required Detection Limit
CRQL	Contract Required Quantitation Limit
%D	Percent Difference
ICAL	Initial Calibration
ICB	Initial Calibration Blank
IS	Internal Standard
LCS	Laboratory Control Sample
MS/MSD	Matrix Spike/Matrix Spike Duplicate
QA	Quality Assurance
QC	Quality Control
%R	Percent recovery
RPD	Relative Percent Difference
RRF	Relative Response Factor
%RSD	Percent Relative Standard Deviation
TAL	Target Analyte List (metals)
TCL	Target Compound List (organics)

Appendix A

Validated Analytical Results

ANALYTICAL REPORT

Job Number: 480-201211-1

Job Description: Pilgrim Village Senior

For:
Brydges Engineering in Environment & Energy DPC
960 Busti Ave
Suite B-150
Buffalo, NY 14213

Attention: Jason Brydges

Approved for release.
John Beninati
Project Manager
9/8/2022 12:08 PM

John Beninati, Project Manager
10 Hazelwood Drive, Amherst, NY, 14228-2298
(716)504-9874
John.Beninati@et.eurofinsus.com
09/08/2022

The test results in this report meet all NELAP requirements for parameters for which accreditation is required or available. Any exceptions to the NELAP requirements are noted in this report. Pursuant to NELAP, this report may not be reproduced, except in full, without the written approval of the laboratory. This report is confidential and is intended for the sole use of Eurofins Environment Testing Northeast, LLC Buffalo and its client. All questions regarding this report should be directed to the Eurofins Environment Testing Northeast, LLC Buffalo Project Manager or designee who has signed this report.

The test results in this report relate only to the samples as received by the laboratory and will meet all requirements of the methodology, with any exceptions noted. This report shall not be reproduced except in full, without the express written approval of the laboratory. All questions should be directed to the Eurofins Environment Testing Northeast, LLC Project Manager.This report has been electronically signed and authorized by the signatory. Electronic signature is intended to be the legally binding equivalent of a traditionally handwritten signature.

Job Narrative
480-201211-1

Comments
No additional comments.

Receipt
The sample was received on 9/1/2022 12:40 PM. Unless otherwise noted below, the sample arrived in good condition, and where required, properly preserved and on ice. The temperature of the cooler at receipt was 10.2º C.

GC/MS VOA
No analytical or quality issues were noted, other than those described in the Definitions/Glossary page.

GC/MS Semi VOA
Method 8270D: Six surrogates are used for this analysis. The laboratory's SOP allows one acid and one base of these surrogates to be outside acceptance criteria without performing re-extraction/re-analysis. The following samples contained an allowable number of surrogate compounds outside limits: E11 (480-201211-1). These results have been reported and qualified.

No additional analytical or quality issues were noted, other than those described above or in the Definitions/Glossary page.

GC Semi VOA
Method 8082A: The following sample is associated with a continuing calibration verification (CCVIS 480-640279/3) that had recoveries for the surrogate Decachlorobiphenyl below acceptance limits: E11 (480-201211-1). The secondary surrogate Tetrachloro-m-xylene is within limits; therefore, the data has been reported.

No additional analytical or quality issues were noted, other than those described above or in the Definitions/Glossary page.

Metals
No analytical or quality issues were noted, other than those described in the Definitions/Glossary page.

Organic Prep
No analytical or quality issues were noted, other than those described in the Definitions/Glossary page.

Sample Summary

Client: Brydges Engineering in Environment & Energy DPC
Project/Site: Pilgrim Village Senior

Job ID: 480-201211-1

Lab Sample ID	Client Sample ID	Matrix	Collected	Received
480-201211-1	E11	Solid	09/01/22 12:00	09/01/22 12:40

Eurofins Buffalo
10 Hazelwood Drive
Amherst, NY 14228-2298
Phone (716) 691-2600 Phone (716) 691-7991

Chain of Custody Record

eurofins | Environment Testing America

Client Information	Sampler: Jesse Zientek	Lab PM: Beninati, John	Carrier Tracking No(s):	COC No: 480-172988-37410.1
Client Contact: Ms. Libby Broderick	Phone: 716-362-6532	E-Mail: John.Beninati@et.eurofinsus.com	State of Origin:	Page: Page 1 of 1
Company: Brydges Engineering in Environment & Energy DPC	PWSID:			Job #:
Address: 960 Busti Ave Suite B-150	Due Date Requested: ASAP			
City: Buffalo	TAT Requested (days):			
State, Zip: NY, 14213	Compliance Project: Δ Yes Δ No			
Phone: 716-362-6532(Tel)	PO #: Purchase Order not required			
Email: ~~lbroderick@be3corp.com~~ sdeck@be3corp.com	WO #:			
Project Name: Pilgrim Village ~~Senior~~ Senior	Project #: 48024824			
Site:	SSOW#:			

Analysis Requested

Preservation Codes:

A - HCL, B - NaOH, C - Zn Acetate, D - Nitric Acid, E - NaHSO4, F - MeOH, G - Amchlor, H - Ascorbic Acid, I - Ice, J - DI Water, K - EDTA, L - EDA, M - Hexane, N - None, O - AsNaO2, P - Na2O4S, Q - Na2SO3, R - Na2S2O3, S - H2SO4, T - TSP Dodecahydrate, U - Acetone, V - MCAA, W - pH 4-5, Z - other (specify)

Other:

Sample Identification	Sample Date	Sample Time	Sample Type (C=comp, G=grab)	Matrix (W=water, S=solid, O=waste/oil, BT=Tissue, A=Air)	Field Filtered Sample (Yes or No)	Perform MS/MSD (Yes or No)	6010C, 7471B	8081B, 8082A, 8270D	8260C - TCL VOCs	Total Number of containers	Special Instructions/Note:
			Preservation Code				N	N	N		
E11	9/1/22	1200	G	Solid			X	X	X	4	

(Earthy) Senior

480-201211 Chain of Custody

Possible Hazard Identification
☒ Non-Hazard ☐ Flammable ☐ Skin Irritant ☐ Poison B ☐ Unknown ☐ Radiological

Sample Disposal (A fee may be assessed if samples are retained longer than 1 month)
☐ Return To Client ☒ Disposal By Lab ☐ Archive For _____ Months

Deliverable Requested: I, II, III, IV, Other (specify) NYSDEC CAT B w/ EDD

Special Instructions/QC Requirements:

Empty Kit Relinquished by:	Date:	Time:	Method of Shipment:

Relinquished by:	Date/Time:	Company	Received by:	Date/Time:	Company
Jesse Zientek	9/1/22 1240	BE3	[signature]	9-1-22 1240	TAB

Custody Seals Intact: Δ Yes Δ No | Custody Seal No.: | Cooler Temperature(s) °C and Other Remarks: 10.2 no ICE

Ver: 01/16/2019

Method 8260C

Volatile Organic Compounds (GC/MS) by Method 8260C

No data validation qualifiers were added

MKP 9/20/2022

FORM I
GC/MS VOA ORGANICS ANALYSIS DATA SHEET

Lab Name: Eurofins Buffalo | Job No.: 480-201211-1

SDG No.:

Client Sample ID: E11 | Lab Sample ID: 480-201211-1

Matrix: Solid | Lab File ID: M05951.D

Analysis Method: 8260C | Date Collected: 09/01/2022 12:00

Sample wt/vol: 5.01(g) | Date Analyzed: 09/01/2022 19:30

Soil Aliquot Vol: | Dilution Factor: 1

Soil Extract Vol.: | GC Column: ZB-624 (30) VOA ID: 0.25(mm)

Purge Volume: 5.0(mL) | Heated Purge: (Y/N) Y pH:

% Moisture: 15.6 % Solids: 84.4 | Level: (low/med) Low

Analysis Batch No.: 640043 | Units: ug/Kg

CAS NO.	COMPOUND NAME	RESULT	Q	RL	MDL
71-55-6	1,1,1-Trichloroethane	5.9	U vs	5.9	0.43
79-34-5	1,1,2,2-Tetrachloroethane	5.9	U vs	5.9	0.96
76-13-1	1,1,2-Trichloro-1,2,2-trifluoroethane	5.9	U vs	5.9	1.3
79-00-5	1,1,2-Trichloroethane	5.9	U vs	5.9	0.77
75-34-3	1,1-Dichloroethane	5.9	U vs	5.9	0.72
75-35-4	1,1-Dichloroethene	5.9	U vs	5.9	0.72
120-82-1	1,2,4-Trichlorobenzene	5.9	U vs	5.9	0.36
96-12-8	1,2-Dibromo-3-Chloropropane	5.9	U vs	5.9	3.0
106-93-4	1,2-Dibromoethane	5.9	U vs	5.9	0.76
95-50-1	1,2-Dichlorobenzene	5.9	U vs	5.9	0.46
107-06-2	1,2-Dichloroethane	5.9	U vs	5.9	0.30
78-87-5	1,2-Dichloropropane	5.9	U vs	5.9	3.0
541-73-1	1,3-Dichlorobenzene	5.9	U vs	5.9	0.30
106-46-7	1,4-Dichlorobenzene	5.9	U vs	5.9	0.83
78-93-3	2-Butanone (MEK)	30	U vs	30	2.2
591-78-6	2-Hexanone	30	U vs	30	3.0
108-10-1	4-Methyl-2-pentanone (MIBK)	30	U vs	30	1.9
67-64-1	Acetone	30	U vs	30	5.0
71-43-2	Benzene	5.9	U vs	5.9	0.29
75-27-4	Bromodichloromethane	5.9	U vs	5.9	0.79
75-25-2	Bromoform	5.9	U vs	5.9	3.0
74-83-9	Bromomethane	5.9	U vs	5.9	0.53
75-15-0	Carbon disulfide	5.9	U vs	5.9	3.0
56-23-5	Carbon tetrachloride	5.9	U vs	5.9	0.57
108-90-7	Chlorobenzene	5.9	U vs	5.9	0.78
75-00-3	Chloroethane	5.9	U vs	5.9	1.3
67-66-3	Chloroform	5.9	U vs	5.9	0.37
74-87-3	Chloromethane	5.9	U vs	5.9	0.36
156-59-2	cis-1,2-Dichloroethene	5.9	U vs	5.9	0.76
10061-01-5	cis-1,3-Dichloropropene	5.9	U vs	5.9	0.85
110-82-7	Cyclohexane	5.9	U vs	5.9	0.83
124-48-1	Dibromochloromethane	5.9	U vs	5.9	0.76
75-71-8	Dichlorodifluoromethane	5.9	U vs	5.9	0.49

FORM I
GC/MS VOA ORGANICS ANALYSIS DATA SHEET

Lab Name: Eurofins Buffalo
Job No.: 480-201211-1
SDG No.:
Client Sample ID: E11
Lab Sample ID: 480-201211-1
Matrix: Solid
Lab File ID: M05951.D
Analysis Method: 8260C
Date Collected: 09/01/2022 12:00
Sample wt/vol: 5.01(g)
Date Analyzed: 09/01/2022 19:30
Soil Aliquot Vol:
Dilution Factor: 1
Soil Extract Vol.:
GC Column: ZB-624 (30) VOA ID: 0.25(mm)
Purge Volume: 5.0(mL)
Heated Purge: (Y/N) Y pH:
% Moisture: 15.6 % Solids: 84.4
Level: (low/med) Low
Analysis Batch No.: 640043
Units: ug/Kg

CAS NO.	COMPOUND NAME	RESULT	Q	RL	MDL
100-41-4	Ethylbenzene	0.51	J vs	5.9	0.41
98-82-8	Isopropylbenzene	5.9	U vs	5.9	0.89
79-20-9	Methyl acetate	30	U vs	30	3.6
1634-04-4	Methyl tert-butyl ether	5.9	U vs	5.9	0.58
108-87-2	Methylcyclohexane	5.9	U vs	5.9	0.90
75-09-2	Methylene Chloride	5.9	U vs	5.9	2.7
100-42-5	Styrene	5.9	U vs	5.9	0.30
127-18-4	Tetrachloroethene	5.9	U vs	5.9	0.79
108-88-3	Toluene	5.9	U vs	5.9	0.45
156-60-5	trans-1,2-Dichloroethene	5.9	U vs	5.9	0.61
10061-02-6	trans-1,3-Dichloropropene	5.9	U vs	5.9	2.6
79-01-6	Trichloroethene	5.9	U vs	5.9	1.3
75-69-4	Trichlorofluoromethane	5.9	U vs	5.9	0.56
75-01-4	Vinyl chloride	5.9	U vs	5.9	0.72
1330-20-7	Xylenes, Total	12	U vs	12	0.99

CAS NO.	SURROGATE	%REC	Q	LIMITS
17060-07-0	1,2-Dichloroethane-d4 (Surr)	105		64-126
460-00-4	4-Bromofluorobenzene (Surr)	86		72-126
1868-53-7	Dibromofluoromethane (Surr)	99		60-140
2037-26-5	Toluene-d8 (Surr)	115		71-125

Method 8270D

Semivolatile Organic Compounds (GC/MS) by Method 8270D

No data validation qualifiers were added

MKP 9/20/2022

FORM I
GC/MS SEMI VOA ORGANICS ANALYSIS DATA SHEET

Lab Name: Eurofins Buffalo
Job No.: 480-201211-1
SDG No.:
Client Sample ID: E11
Lab Sample ID: 480-201211-1
Matrix: Solid
Lab File ID: V3159729.d
Analysis Method: 8270D
Date Collected: 09/01/2022 12:00
Extract. Method: 3550C
Date Extracted: 09/01/2022 16:01
Sample wt/vol: 30.24(g)
Date Analyzed: 09/02/2022 21:36
Con. Extract Vol.: 1(mL)
Dilution Factor: 1
Injection Volume: 1(uL)
GC Column: RXI-5Sil MS ID: 0.25(mm)
% Moisture: 15.6 % Solids: 84.4
GPC Cleanup:(Y/N) N
Cleanup Factor:
Level: (low/med) Low
Analysis Batch No.: 640194
Units: ug/Kg

CAS NO.	COMPOUND NAME	RESULT	Q	RL	MDL
95-95-4	2,4,5-Trichlorophenol	200	U	200	54
88-06-2	2,4,6-Trichlorophenol	200	U	200	40
120-83-2	2,4-Dichlorophenol	200	U	200	21
105-67-9	2,4-Dimethylphenol	200	U	200	48
51-28-5	2,4-Dinitrophenol	2000	U	2000	920
121-14-2	2,4-Dinitrotoluene	200	U	200	41
606-20-2	2,6-Dinitrotoluene	200	U	200	23
91-58-7	2-Chloronaphthalene	200	U	200	33
95-57-8	2-Chlorophenol	390	U	390	36
91-57-6	2-Methylnaphthalene	200	U	200	40
95-48-7	2-Methylphenol	200	U	200	23
88-74-4	2-Nitroaniline	390	U	390	29
88-75-5	2-Nitrophenol	200	U	200	56
91-94-1	3,3'-Dichlorobenzidine	390	U	390	230
99-09-2	3-Nitroaniline	390	U	390	55
534-52-1	4,6-Dinitro-2-methylphenol	390	U	390	200
101-55-3	4-Bromophenyl phenyl ether	200	U	200	28
59-50-7	4-Chloro-3-methylphenol	200	U	200	49
106-47-8	4-Chloroaniline	200	U	200	49
7005-72-3	4-Chlorophenyl phenyl ether	200	U	200	25
106-44-5	4-Methylphenol	390	U	390	23
100-01-6	4-Nitroaniline	390	U	390	100
100-02-7	4-Nitrophenol	390	U	390	140
83-32-9	Acenaphthene	200	U	200	29
208-96-8	Acenaphthylene	200	U	200	26
98-86-2	Acetophenone	200	U	200	27
120-12-7	Anthracene	200	U	200	49
1912-24-9	Atrazine	200	U	200	69
100-52-7	Benzaldehyde	200	U	200	160
56-55-3	Benzo[a]anthracene	200	U	200	20
50-32-8	Benzo[a]pyrene	200	U	200	29
205-99-2	Benzo[b]fluoranthene	200	U	200	32

FORM I
GC/MS SEMI VOA ORGANICS ANALYSIS DATA SHEET

Lab Name: Eurofins Buffalo
Job No.: 480-201211-1
SDG No.:
Client Sample ID: E11
Lab Sample ID: 480-201211-1
Matrix: Solid
Lab File ID: V3159729.d
Analysis Method: 8270D
Date Collected: 09/01/2022 12:00
Extract. Method: 3550C
Date Extracted: 09/01/2022 16:01
Sample wt/vol: 30.24(g)
Date Analyzed: 09/02/2022 21:36
Con. Extract Vol.: 1(mL)
Dilution Factor: 1
Injection Volume: 1(uL)
GC Column: RXI-5Sil MS ID: 0.25(mm)
% Moisture: 15.6 % Solids: 84.4
GPC Cleanup:(Y/N) N
Cleanup Factor:
Level: (low/med) Low
Analysis Batch No.: 640194
Units: ug/Kg

CAS NO.	COMPOUND NAME	RESULT	Q	RL	MDL
191-24-2	Benzo[g,h,i]perylene	200	U	200	21
207-08-9	Benzo[k]fluoranthene	200	U	200	26
92-52-4	Biphenyl	200	U	200	29
108-60-1	bis (2-chloroisopropyl) ether	200	U	200	40
111-91-1	Bis(2-chloroethoxy)methane	200	U	200	42
111-44-4	Bis(2-chloroethyl)ether	200	U	200	26
117-81-7	Bis(2-ethylhexyl) phthalate	200	U	200	68
85-68-7	Butyl benzyl phthalate	200	U	200	33
105-60-2	Caprolactam	200	U	200	60
86-74-8	Carbazole	200	U	200	23
218-01-9	Chrysene	200	U	200	45
53-70-3	Dibenz(a,h)anthracene	200	U	200	35
132-64-9	Dibenzofuran	200	U	200	23
84-66-2	Diethyl phthalate	200	U	200	26
131-11-3	Dimethyl phthalate	200	U	200	23
84-74-2	Di-n-butyl phthalate	200	U	200	34
117-84-0	Di-n-octyl phthalate	200	U	200	23
206-44-0	Fluoranthene	200	U	200	21
86-73-7	Fluorene	200	U	200	23
118-74-1	Hexachlorobenzene	200	U	200	27
87-68-3	Hexachlorobutadiene	200	U	200	29
77-47-4	Hexachlorocyclopentadiene	200	U	200	27
67-72-1	Hexachloroethane	200	U	200	26
193-39-5	Indeno[1,2,3-cd]pyrene	200	U	200	25
78-59-1	Isophorone	200	U	200	42
91-20-3	Naphthalene	200	U	200	26
98-95-3	Nitrobenzene	200	U	200	22
621-64-7	N-Nitrosodi-n-propylamine	200	U	200	34
86-30-6	N-Nitrosodiphenylamine	200	U	200	160
87-86-5	Pentachlorophenol	390	U	390	200
85-01-8	Phenanthrene	200	U	200	29
108-95-2	Phenol	200	U	200	31

FORM I
GC/MS SEMI VOA ORGANICS ANALYSIS DATA SHEET

Lab Name: Eurofins Buffalo
Job No.: 480-201211-1
SDG No.:
Client Sample ID: E11
Lab Sample ID: 480-201211-1
Matrix: Solid
Lab File ID: V3159729.d
Analysis Method: 8270D
Date Collected: 09/01/2022 12:00
Extract. Method: 3550C
Date Extracted: 09/01/2022 16:01
Sample wt/vol: 30.24(g)
Date Analyzed: 09/02/2022 21:36
Con. Extract Vol.: 1(mL)
Dilution Factor: 1
Injection Volume: 1(uL)
GC Column: RXI-5Sil MS ID: 0.25(mm)
% Moisture: 15.6 % Solids: 84.4
GPC Cleanup:(Y/N) N
Cleanup Factor:
Level: (low/med) Low
Analysis Batch No.: 640194
Units: ug/Kg

CAS NO.	COMPOUND NAME	RESULT	Q	RL	MDL
129-00-0	Pyrene	200	U	200	23

CAS NO.	SURROGATE	%REC	Q	LIMITS
118-79-6	2,4,6-Tribromophenol	121	S1+	54-120
321-60-8	2-Fluorobiphenyl	107		60-120
367-12-4	2-Fluorophenol	85		52-120
4165-60-0	Nitrobenzene-d5	94		53-120
4165-62-2	Phenol-d5	85		54-120
1718-51-0	p-Terphenyl-d14	86		79-130

Method 8081B

Organochlorine Pesticides (GC) by Method 8081B

No data validation qualifiers were added

MKP 9/20/2022

FORM I
PESTICIDES ORGANICS ANALYSIS DATA SHEET

Lab Name: Eurofins Buffalo
Job No.: 480-201211-1
SDG No.:
Client Sample ID: E11
Lab Sample ID: 480-201211-1
Matrix: Solid
Lab File ID: 25_61-379.D
Analysis Method: 8081B
Date Collected: 09/01/2022 12:00
Extraction Method: 3550C
Date Extracted: 09/06/2022 16:20
Sample wt/vol: 30.18(g)
Date Analyzed: 09/07/2022 14:40
Con. Extract Vol.: 10(mL)
Dilution Factor: 1
Injection Volume: 1(uL)
GC Column: RTX-CLPI ID: 0.53(mm)
% Moisture: 15.6 % Solids: 84.4
GPC Cleanup:(Y/N) N
Cleanup Factor:
Analysis Batch No.: 640450
Units: ug/Kg

CAS NO.	COMPOUND NAME	RESULT	Q	RL	MDL
72-54-8	4,4'-DDD	2.0	U	2.0	0.38
72-55-9	4,4'-DDE	2.0	U	2.0	0.41
50-29-3	4,4'-DDT	2.0	U	2.0	0.46
309-00-2	Aldrin	2.0	U	2.0	0.48
319-84-6	alpha-BHC	2.0	U	2.0	0.35
319-85-7	beta-BHC	2.0	U	2.0	0.35
5103-71-9	cis-Chlordane	2.0	U	2.0	0.98
319-86-8	delta-BHC	2.0	U	2.0	0.36
60-57-1	Dieldrin	2.0	U	2.0	0.47
959-98-8	Endosulfan I	2.0	U	2.0	0.38
33213-65-9	Endosulfan II	2.0	U	2.0	0.35
1031-07-8	Endosulfan sulfate	2.0	U	2.0	0.37
72-20-8	Endrin	2.0	U	2.0	0.39
7421-93-4	Endrin aldehyde	0.54	J	2.0	0.50
53494-70-5	Endrin ketone	2.0	U	2.0	0.48
58-89-9	gamma-BHC (Lindane)	2.0	U	2.0	0.36
76-44-8	Heptachlor	2.0	U	2.0	0.42
1024-57-3	Heptachlor epoxide	2.0	U	2.0	0.51
72-43-5	Methoxychlor	2.0	U	2.0	0.40
8001-35-2	Toxaphene	20	U	20	11
5103-74-2	trans-Chlordane	2.0	U	2.0	0.62

CAS NO.	SURROGATE	%REC	Q	LIMITS
2051-24-3	DCB Decachlorobiphenyl	86		45-120
877-09-8	Tetrachloro-m-xylene	104		30-124

Method 8082A

Polychlorinated Biphenyls (PCBs) (GC) by Method 8082A

No data validation qualifiers were added

MKP 9/20/2022

FORM I
PCBS ORGANICS ANALYSIS DATA SHEET

Lab Name: Eurofins Buffalo
Job No.: 480-201211-1
SDG No.:
Client Sample ID: E11
Lab Sample ID: 480-201211-1
Matrix: Solid
Lab File ID: 6_113-142.D
Analysis Method: 8082A
Date Collected: 09/01/2022 12:00
Extraction Method: 3550C
Date Extracted: 09/01/2022 16:17
Sample wt/vol: 2.22(g)
Date Analyzed: 09/05/2022 18:30
Con. Extract Vol.: 10(mL)
Dilution Factor: 1
Injection Volume: 1(uL)
GC Column: ZB-5 ID: 0.53(mm)
% Moisture: 15.6 % Solids: 84.4
GPC Cleanup:(Y/N) N
Cleanup Factor:
Analysis Batch No.: 640279
Units: mg/Kg

CAS NO.	COMPOUND NAME	RESULT	Q	RL	MDL
12674-11-2	PCB-1016	0.27	U	0.27	0.052
11104-28-2	PCB-1221	0.27	U	0.27	0.052
11141-16-5	PCB-1232	0.27	U	0.27	0.052
53469-21-9	PCB-1242	0.27	U	0.27	0.052
12672-29-6	PCB-1248	0.27	U	0.27	0.052
11097-69-1	PCB-1254	0.27	U	0.27	0.12
11096-82-5	PCB-1260	0.27	U	0.27	0.12

CAS NO.	SURROGATE	%REC	Q	LIMITS
2051-24-3	DCB Decachlorobiphenyl	93		65-174
877-09-8	Tetrachloro-m-xylene	130		60-154

METALS

No data validation qualifiers were added

MKP 9/20/2022

COVER PAGE
METALS

Lab Name: Eurofins Buffalo Job Number: 480-201211-1

SDG No.:

Project: Pilgrim Village Senior

Client Sample ID	Lab Sample ID
E11	480-201211-1

Comments:

1A-IN
INORGANIC ANALYSIS DATA SHEET
METALS

Client Sample ID: E11
Lab Sample ID: 480-201211-1
Lab Name: Eurofins Buffalo
Job No.: 480-201211-1
SDG ID.:
Matrix: Solid
Date Sampled: 09/01/2022 12:00
Reporting Basis: DRY
Date Received: 09/01/2022 12:40
% Solids: 84.4

CAS No.	Analyte	Result	RL	MDL	Units	C	Q	DIL	Method
7429-90-5	Aluminum	23400	11.7	5.2	mg/Kg			1	6010C
7440-36-0	Antimony	1.4	17.6	0.47	mg/Kg	J		1	6010C
7440-38-2	Arsenic	3.0	2.3	0.47	mg/Kg			1	6010C
7440-39-3	Barium	150	0.59	0.13	mg/Kg			1	6010C
7440-41-7	Beryllium	0.97	0.23	0.033	mg/Kg			1	6010C
7440-43-9	Cadmium	0.20	0.23	0.035	mg/Kg	J		1	6010C
7440-70-2	Calcium	31500	58.7	3.9	mg/Kg		B	1	6010C
7440-47-3	Chromium	29.2	0.59	0.23	mg/Kg			1	6010C
7440-48-4	Cobalt	11.3	0.59	0.059	mg/Kg			1	6010C
7440-50-8	Copper	17.4	1.2	0.25	mg/Kg			1	6010C
7439-89-6	Iron	23800	11.7	4.1	mg/Kg			1	6010C
7439-92-1	Lead	11.4	1.2	0.28	mg/Kg			1	6010C
7439-95-4	Magnesium	13000	23.5	1.1	mg/Kg		B	1	6010C
7439-96-5	Manganese	418	0.23	0.038	mg/Kg			1	6010C
7440-02-0	Nickel	30.8	5.9	0.27	mg/Kg			1	6010C
7440-09-7	Potassium	7060	35.2	23.5	mg/Kg			1	6010C
7782-49-2	Selenium	4.7	4.7	0.47	mg/Kg	U		1	6010C
7440-22-4	Silver	0.70	0.70	0.23	mg/Kg	U		1	6010C
7440-23-5	Sodium	295	164	15.3	mg/Kg			1	6010C
7440-28-0	Thallium	1.5	7.0	0.35	mg/Kg	J		1	6010C
7440-62-2	Vanadium	41.9	0.59	0.13	mg/Kg			1	6010C
7440-66-6	Zinc	65.1	2.3	0.75	mg/Kg			1	6010C
7439-97-6	Mercury	0.010	0.024	0.0056	mg/Kg	J		1	7471B

GENERAL CHEMISTRY

No data validation qualifiers were added

MKP 9/20/2022

COVER PAGE
GENERAL CHEMISTRY

Lab Name: Eurofins Buffalo Job Number: 480-201211-1

SDG No.:

Project: Pilgrim Village Senior

Client Sample ID	Lab Sample ID
E11	480-201211-1

Comments:

General Chemistry Raw Data Report

Job ID: 480-201211-1

Batch: 640104 **Analyst Initials: DSC**

Method: Moisture **Instrument: Balance-7**

Lab Sample ID: 480-201211-A-1 **Analysis Date: Sep 01, 2022 17:28**

Analyte	Detector	Dilution	Raw Result	Unit
Percent Moisture	None	1	15.5606407322655	%
Percent Solids	None	1	84.4393592677345	%

Appendix B

Laboratory QC Documentation

3-IN
METHOD BLANK
METALS

Lab Name: Eurofins Buffalo Job No.: 480-201211-1

SDG No.:

Concentration Units: mg/Kg Lab Sample ID: MB 480-640176/1-A

Instrument Code: ICAP1 Batch No.: 640487

CAS No.	Analyte	Concentration	C	Q	Method
7429-90-5	Aluminum	10.1	U		6010C
7440-36-0	Antimony	15.2	U		6010C
7440-38-2	Arsenic	2.0	U		6010C
7440-39-3	Barium	0.51	U		6010C
7440-41-7	Beryllium	0.20	U		6010C
7440-43-9	Cadmium	0.20	U		6010C
7440-70-2	Calcium	4.45	J		6010C
7440-47-3	Chromium	0.51	U		6010C
7440-48-4	Cobalt	0.51	U		6010C
7440-50-8	Copper	1.0	U		6010C
7439-89-6	Iron	10.1	U		6010C
7439-92-1	Lead	1.0	U		6010C
7439-95-4	Magnesium	1.38	J		6010C
7439-96-5	Manganese	0.20	U		6010C
7440-02-0	Nickel	5.1	U		6010C
7440-09-7	Potassium	30.3	U		6010C
7782-49-2	Selenium	4.0	U		6010C
7440-22-4	Silver	0.61	U		6010C
7440-23-5	Sodium	141	U		6010C
7440-28-0	Thallium	6.1	U		6010C
7440-62-2	Vanadium	0.51	U		6010C
7440-66-6	Zinc	2.0	U		6010C

FORM III-IN

Appendix C

Validator Qualifications

KENNETH R. APPLIN
Geochemist/Data Validator

Ph.D., Geochemistry and Mineralogy, The Pennsylvania State University

M.S., Geochemistry and Mineralogy, The Pennsylvania State University

B.A., Geological Sciences, SUNY at Geneseo, NY

Dr. Applin has over 35 years of experience working with the geochemistry of natural waters. His prior experience includes working as an Assistant Professor of Geology at the University of Missouri-Columbia and as Chief Hydrogeologist and Geochemist with a leading engineering firm in Rochester, NY. In 1993, he established KR Applin and Associates, a small consulting business that focuses on the geochemistry of natural waters, especially as applied to problems involving the contamination of groundwater and surface water.

Dr. Applin is also an experienced analytical data validator and has provided data validation services since 1994 to a variety of clients performing brownfield cleanup projects, hazardous waste remediation, groundwater monitoring at solid waste facilities, and other projects requiring third-party data validation. Dr. Applin has several years of hands-on experience with the laboratory analysis of natural waters and has successfully completed the USEPA Region II certification courses for performing inorganic and organic analytical data validation.

MICHAEL K. PERRY
Chemist/Data Validator

B.S. Chemistry, Georgia State University, Atlanta, GA

A.A.S., Chemical Technology, Alfred State College, Alfred, NY

Mr. Perry has over 30 years of experience in the analytical laboratory business. During his early career, he spent several years as a laboratory analyst performing the analysis of soil, water, and air samples for inorganic and organic chemical parameters. During his last 20 years in the environmental laboratory business, he managed and directed two major analytical laboratories in Rochester, NY. His management responsibilities included oversight of the daily operations of the lab, staff training and supervision, the selection, purchase, and maintenance of analytical instruments, the introduction of new laboratory methods, analytical quality assurance and quality control, data acquisition and management, and other business-related activities.

Mr. Perry has an extensive working knowledge of the methods and procedures used for sampling and analyzing both inorganic and organic analytes in soil, water, and air. He is an accomplished laboratory chemist and is familiar with the analytical methods and procedures established under the USEPA Contract Laboratory Protocols (CLP), the NYSDEC Analytical Services Protocols (ASP), and the NYSDOH Environmental Laboratory Approval Program (ELAP).

DATA USABILITY SUMMARY REPORT (DUSR)

Pilgrim Village Family
951 Ellicott St.
Buffalo, NY 14209
NYSDEC BCP # C915362

SDG: J202385-1
3 soil samples

Prepared for:

BE3 Corp.
960 Busti Avenue
Suite 150-B
Buffalo, NY 14213
Attention: Syndey Deck

October 2022

EDU *Environmental Data Usability 10028 Deer Park Dr. Dansville, NY 14437 585-991-9156*

Table of Contents

Page No.

REVIEWER'S NARRATIVE

1.0 SUMMARY 1

2.0 INTRODUCTION 1

3.0 SAMPLE AND ANALYSIS SUMMARY 2

4.0 GUIDANCE DOCUMENTS AND DATA REVIEW CRITERIA 2

5.0 DATA VALIDATION QUALIFIERS 3

6.0 RESULTS OF THE DATA REVIEW 4

7.0 TOTAL USABLE DATA 4

APPENDIX A Validated Analytical Results
APPENDIX B Laboratory QC Documentation
APPENDIX C Validator Qualifications

Tables

Table 4-1 Data Validation Guidance Documents
Table 4-2 Quality Control Criteria for Validating Laboratory Analytical Data

Summaries of Validated Results
Table 6-1 VOCs
Table 6-2 SVOCs
Table 6-3 Pesticides
Table 6-4 PCBs
Table 6-5 Metals

REVIEWER'S NARRATIVE
BE3 SDG J202385-1: Pilgrim Village Family

The data associated with this Sample Delivery Group (SDG) J202385-1, analyzed by Eurofins Buffalo, Buffalo, NY have been reviewed in accordance with assessment criteria provided by the New York State Department of Environmental Conservation following the review procedures provided in the USEPA Functional Guidelines for evaluating organic and inorganic data.

All analytical results reported by the laboratory are considered valid and acceptable except results that have been qualified as rejected, “R”. Results qualified as estimated “J”, or as non-detects, “U”, are considered usable for the purpose of evaluating water and/or soil quality. However, these qualifiers indicate that the accuracy and/or precision of the analytical result is questionable. A summary of all data that have been qualified and the reasons for qualification are provided in the following data usability summary report (DUSR).

Two facts should be noted by all data users. First, the “R” qualifier means that the associated value is unusable. In other words, due to significant quality control (QC) problems, the analysis is invalid and provides no information as to whether the analyte is present or not. Values qualified with an “R” should not appear on the final data tables because they cannot be relied upon, even as the last resort. Second, no analyte concentration, even if it has passed all QC tests, is guaranteed to be accurate. Strict QC serves to increase confidence in data, but any value potentially contains error.

Reviewer's Signature: Michael K. Perry Date: 10/20/2022

Michael K. Perry
Chemist

1.0 SUMMARY

SITE:	Pilgrim Village Family 951 Ellicott St. Buffalo, NY 14209
SAMPLING DATE:	October 06, 2022
SAMPLE TYPE:	3 soil samples
LABORATORY:	Eurofins Buffalo Buffalo, NY
SDG No.:	J202385-1

2.0 INTRODUCTION

This data usability summary report (DUSR) was prepared in accordance with guidance provided by the New York State Department of Environmental Conservation (NYSDEC). The DUSR is based on a review and evaluation of the laboratory analytical data package. Specifically, the NYSDEC guidance recommends review and evaluation of the following elements of the data package:

- Completeness of the data package as defined under the requirements of the NYSDEC Analytical Services Protocols (ASP) Category B or the United States Environmental Protection Agency (USEPA) Contract Laboratory Program (CLP) deliverables,
- Compliance with established analyte holding times,
- Adherence to quality control (QC) limits and specifications for blanks, instrument tuning and calibration, surrogate recoveries, spike recoveries, laboratory duplicate analyses, and other QC criteria,
- Adherence to established analytical protocols,
- Conformance of data summary sheets with raw analytical data, and
- Use of correct data qualifiers.

Data deficiencies, analytical protocol deviations, and quality control problems identified using the review criteria above and their effect on the analytical results are discussed in this report.

3.0 SAMPLE AND ANALYSIS SUMMARY

The data package consists of analytical results for three soil samples collected on October 06, 2022. These samples were analyzed for Volatile Organic Compounds (VOCs), Semi-volatile Organic Compounds (SVOCs), Pesticides, PCBs, and Metals.

All analyses were performed by Eurofins Buffalo, Buffalo, NY and analyzed as SDG J202385-1. The analytical results were provided in NYSDEC ASP Category B format, which includes all raw analytical data and laboratory QC data.

4.0 GUIDANCE DOCUMENTS AND DATA REVIEW CRITERIA

The guidance documents appropriate for reviewing laboratory quality control (QC) data and assigning data qualifiers (flags) to analytical results were selected from those listed in Table 4-1. The QC limits established in the documents applicable to this data review were used to assess the quality of the analytical results. In some cases, however, QC limits established internally by the laboratory were taken into account to determine data quality.

The QC criteria considered for assessing the usability of the reported analytical results provided for each analyte type (i.e. VOCs, SVOCs, metals, etc.) are listed in Table 4-2. These criteria may vary with the analytical method utilized by the laboratory. These criteria comply with the guidance recommended in Section 2.0 above.

5.0 DATA VALIDATION QUALIFIERS

The letter qualifiers (flags) used to define data usability are described briefly below. These letters are assigned by the data validator to analytical results having questionable accuracy and/or precision as determined by reviewing the laboratory QC data associated with the analytical results.

TABLE 4-1

Guidance Used For Validating Laboratory Analytical Data

Analyte Group	Guidance	Date
Metals (ICP-AES)	USEPA SOP HW-3a, Rev. 1	September 2016
Metals (Hg & CN)	USEPA SOP HW-3c, Rev. 1	September 2016
Volatile Organic Compounds (by Methods 8260B & 8260C)	USEPA SOP HW-24, Rev. 4	September 2014
Semi-Volatile Organic Compounds (by Method 8270D)	USEPA SOP HW-22 Rev. 5	December 2010
Pesticides (by Method 8181B)	USEPA SOP HW-44, Rev. 1.1	December 2010
Chlorinated Herbicides (by Method 8151A)	USEPA SOP HW-17, Rev. 3.1	December 2010
Polychlorinated Biphenyls (PCBs)	USEPA SOP HW-37A, Rev. 0	June 2015
Volatile Organic Compounds (Air) (by Method TO-15)	USEPA SOP HW-31, Rev. 6	September 2016
Per- and PolyFluoroAlkyl Substances (PFAS)	* NYSDEC	January 2021
General Chemistry Parameters	per NYSDEC ASP	July 2005

* Sampling, Analysis, and Assessment of Per- and Polyfluoroalkyl Substances (PFAS) Under NYSDEC's Part 375 Remedial Programs, Appendix I

TABLE 4-2

QUALITY CONTROL CRITERIA USED FOR VALIDATING LABORATORY ANALYTICAL DATA

VOCs	SVOCs	Pesticides/PCBs	Metals	Gen Chemistry	PFAS
Completeness of Pkg	Completeness of Pkg	Completeness of Pkg	Completeness of Pkg	Completeness of Pkg	Completeness of Pkg
Sample Preservation	Sample Preservation	Sample Preservation	Sample Preservation	Sample Preservation	Sample Preservation
Holding Time	Holding Time	Holding Time	Holding Time	Holding Times	Holding Time
System Monitoring Compounds	Surrogate Recoveries	Surrogate Recoveries	Initial/Continuing Calibration	Calibration	Instr Performance Check
Lab Control Sample	Lab Control Sample	Matrix Spikes	CRDL Standards	Lab Control Samples	Initial Calibration
Matrix Spikes	Matrix Spikes	Blanks	Blanks	Blanks	Continuing Calibration
Blanks	Blanks	Instrument Calibration & Verification	Interference Check Sample	Spike Recoveries	Blanks
Instrument Tuning	Instrument Tuning	Comparison of duplicate GC column results	Spike Recoveries	Lab Duplicates	Surrogates
Internal Standards	Internal Standards	Analyte ID	Lab Duplicate		Lab Fortified Blank
Initial Calibration	Initial Calibration	Lab Qualifiers	Lab Control Sample		Matrix Spikes
Continuing Calibration	Continuing Calibration	Field Duplicate	ICP Serial Dilutions		Internal Standards
Lab Qualifiers	Lab Qualifiers		Lab Qualifiers		
Field Duplicate	Field Duplicate		Field Duplicate		

Method TO-15 (Air)
Completeness of Pkg
Sample Preservation
Holding Time
Canister Certification
Instrument Tuning
Initial Calibration and Instrument Performance
Daily Calibration
Blanks
Lab Control Sample
Field Duplicate

The laboratory may also use various letters and symbols to flag analytical results generated when QC limits were exceeded. The meanings of these flags may differ from those used by the independent data validator. Those used by the laboratory are provided with the analytical results.

NOTE: The assignment of data qualifiers by the data reviewer (validator) to laboratory analytical results should not necessarily be interpreted by the data user as a measure of laboratory ability or proficiency. Rather, the qualifiers are intended to provide a measure of data accuracy and precision to the data user, which, for example, may provide a level of confidence in determining whether or not standards or cleanup objectives have been met.

U The analyte was analyzed for but was not detected at or above the sample quantitation limit.

J The analyte was positively identified; the associated numerical value is the *approximate* concentration of the analyte in the sample. (The magnitude of any ± value associated with the result is not determined by data validation).

J+ The result is an estimated quantity and may be biased high.

J- The result is an estimated quantity and may be biased low.

UJ The analyte was analyzed for but not detected. The reported quantitation limit is approximate and may be inaccurate or imprecise.

R The sample result is rejected (i.e., is unusable) due to serious deficiencies in the ability to analyze the sample and meet quality control criteria. The presence or absence of the analyte cannot be verified.

NJ The analysis indicates the presence of an analyte that has been "tentatively identified" and the associated numerical value represents its approximate concentration.

The validated analytical results are attached to this report. Validation qualifiers (flags) are indicated in red print. Data sheets having qualified data are signed and dated by the data reviewer.

6.0 RESULTS OF THE DATA REVIEW

The results of the data review are summarized in Tables 6-1 through 6-5. The tables list the samples where QC criteria were found to exceed acceptable limits and the actions taken to qualify the associated analytical results.

7.0 TOTAL USABLE DATA

For SDG J202385-1, three samples were analyzed and results were reported for 498 analytes. Even though some results were flagged with a "J" as estimated, all results (100 %) are considered usable. See the summary table for the analyses that have rejected/qualified and the corresponding QC reasons.

NOTE: 1) As noted by the laboratory, the soil samples were not collected following SW846 5035A protocol. This adds an element of uncertainty to the analytical results for volatile organic analytes (VOAs). Although not specifically indicated on the final data sheets with a "J" flag, the VOA analytical results should be considered estimated, but usable.

Table 6-1 8260 VOCs

SAMPLES AFFECTED	ANALYTES	ACTION	QC VIOLATION	COMMENTS
SSWNW-2 SWEW-1 SWEW-2	Chloromethane Vinyl chloride	J detects UJ non-detects	CCV % D >20%	Data are estimated

Table 6-2 8270 SVOCs

SAMPLES AFFECTED	ANALYTES	ACTION	QC VIOLATION	COMMENTS
SWEW-1	Diethyl phthalate	CRQL-U	Analyte detected in the equipment blank	Data changed to non-detect

Table 6-3 Pesticides

SAMPLES AFFECTED	ANALYTES	ACTION	QC VIOLATION	COMMENTS
SWEW-2	d-BHC	CRQL-U	Analyte detected in the method blank	Data changed to non-detect
SSWNW-2	4,4'-DDE Methoxychlor	JN J	>25 % D between dual column analysis	Matrix interference suspected

Table 6-4 PCBs

SAMPLES AFFECTED	ANALYTES	ACTION	QC VIOLATION	COMMENTS
none			none	

Table 6-5 Metals

SAMPLES AFFECTED	ANALYTES	ACTION	QC VIOLATION	COMMENTS
SSWNW-2	Sb	J- detects UJ non-detects	MS/MSD rec < QC limit	Data are biased low
SSWNW-2	Ba and K	J+ detects	MS/MSD rec > QC limit	Data are biased high
SSWNW-2	Cu and Ni	J detects	Serial dil. % D > 15%	Data are estimated

ACRONYMS

BSP	Blank Spike
CCAL	Continuing Calibration
CCB	Continuing Calibration Blank
CCV	Continuing Calibration Verification
CRDL	Contract Required Detection Limit
CRQL	Contract Required Quantitation Limit
%D	Percent Difference
ICAL	Initial Calibration
ICB	Initial Calibration Blank
IS	Internal Standard
LCS	Laboratory Control Sample
MS/MSD	Matrix Spike/Matrix Spike Duplicate
QA	Quality Assurance
QC	Quality Control
%R	Percent recovery
RPD	Relative Percent Difference
RRF	Relative Response Factor
%RSD	Percent Relative Standard Deviation
TAL	Target Analyte List (metals)
TCL	Target Compound List (organics)

Appendix A

Validated Analytical Results

eurofins | Environment Testing America

ANALYTICAL REPORT

Job Number: 480-202385-1

Job Description: Pilgrim Village - 1100 Michigan Ave

For:
Brydges Engineering in Environment & Energy DPC
960 Busti Ave
Suite B-150
Buffalo, NY 14213

Attention: Jason Brydges

Approved for release.
Rebecca M Jones
Project Management Assistant I
10/14/2022 5:54 PM

Designee for
John Beninati, Project Manager
10 Hazelwood Drive, Amherst, NY, 14228-2298
(716)504-9874
John.Beninati@et.eurofinsus.com
10/14/2022

The test results in this report meet all NELAP requirements for parameters for which accreditation is required or available. Any exceptions to the NELAP requirements are noted in this report. Pursuant to NELAP, this report may not be reproduced, except in full, without the written approval of the laboratory. This report is confidential and is intended for the sole use of Eurofins Environment Testing Northeast, LLC Buffalo and its client. All questions regarding this report should be directed to the Eurofins Environment Testing Northeast, LLC Buffalo Project Manager or designee who has signed this report.

The test results in this report relate only to the samples as received by the laboratory and will meet all requirements of the methodology, with any exceptions noted. This report shall not be reproduced except in full, without the express written approval of the laboratory. All questions should be directed to the Eurofins Environment Testing Northeast, LLC Project Manager.This report has been electronically signed and authorized by the signatory. Electronic signature is intended to be the legally binding equivalent of a traditionally handwritten signature.

Job Narrative
480-202385-1

Comments
No additional comments.

Receipt
The samples were received on 10/6/2022 10:30 AM. Unless otherwise noted below, the samples arrived in good condition, and where required, properly preserved and on ice. The temperature of the cooler at receipt was 4.1º C.

GC/MS VOA
Method 8260C: The continuing calibration verification (CCV) associated with batch 480-644346 recovered above the upper control limit for Chloromethane and Vinyl chloride. The sample(s) associated with this CCV were non-detects for the affected analytes; therefore, the data have been reported. The associated samples are impacted: SSWNW-2 (480-202385-1), SWEW-1 (480-202385-2) and SWEW-2 (480-202385-3).

No additional analytical or quality issues were noted, other than those described above or in the Definitions/Glossary page.

GC/MS Semi VOA
Method 8270D: Six surrogates are used for this analysis. The laboratory's SOP allows one acid and one base of these surrogates to be outside acceptance criteria without performing re-extraction/re-analysis. The following samples contained an allowable number of surrogate compounds outside limits: SWEW-2 (480-202385-3), (LCS 480-645142/2-A) and (MB 480-645142/1-A). These results have been reported and qualified.

Method 8270D: The following sample was diluted due to color and appearance: SSWNW-2 (480-202385-1). Elevated reporting limits (RL) are provided.

No additional analytical or quality issues were noted, other than those described above or in the Definitions/Glossary page.

GC Semi VOA
Method 8081B: The following samples were diluted due to the nature of the sample matrix: SSWNW-2 (480-202385-1) and SWEW-1 (480-202385-2). As such, surrogate recoveries are below the calibration range, estimated and not representative. Elevated reporting limits (RLs) are provided.

No additional analytical or quality issues were noted, other than those described above or in the Definitions/Glossary page.

Metals
Method 6010C: The serial dilution (480-202385-A-1-B SD ^5) associated with batch 480-645066, exhibited results outside the quality control limits for Total Cobalt, Copper, Nickel, and Lead. However, the post digestion spike (PDS) was compliant, therefore no corrective action was necessary.

Method 6010C: The recovery of post spike, (480-202385-A-1-B PDS), associated with batch 480-645066, exhibited results outside quality control limits for Total Aluminum, Barium, Iron, Magnesium, Manganese, and Zinc. However, the serial dilution (SD) of this sample was compliant, therefore no corrective action was necessary.

No additional analytical or quality issues were noted, other than those described above or in the Definitions/Glossary page.

Organic Prep
Method 3550C: The following samples required a Florisil clean-up, via EPA Method 3620C, to reduce matrix interferences: SSWNW-2 (480-202385-1), SWEW-1 (480-202385-2) and SWEW-2 (480-202385-3).

No additional analytical or quality issues were noted, other than those described above or in the Definitions/Glossary page.

Sample Summary

Client: Brydges Engineering in Environment & Energy DPC
Job ID: 480-202385-1
Project/Site: Pilgrim Village - 1100 Michigan Ave

Lab Sample ID	Client Sample ID	Matrix	Collected	Received
480-202385-1	SSWNW-2	Solid	10/06/22 09:30	10/06/22 10:30
480-202385-2	SWEW-1	Solid	10/06/22 09:30	10/06/22 10:30
480-202385-3	SWEW-2	Solid	10/06/22 09:30	10/06/22 10:30

Eurofins Lancaster Laboratories Env, LLC
2425 New Holland Pike
Lancaster, PA 17601
Phone (717) 656-2300

Chain of Custody Record

eurofins Environment Testing America

Client Information	Sampler: Sydney Deck	Lab PM:	Carrier Tracking No(s):	COC No:
Client Contact: Sydney Deck	Phone: 716 308 0011	E-Mail:	State of Origin:	Page:
Company: BE3	PWSID:			Job #:
Address: 960 Busti Ave	Due Date Requested: 10/10/2022			
City: Buffalo,	TAT Requested (days): ASAP (5-day)			
State, Zip: NEW YORK 14213	Compliance Project: Δ Yes Δ No			
Phone: 716 308 0011	PO #:			
Email: sdeck@be3corp.com	WO #:			
Project Name: Pilgrim village	Project #:			
Site: 1100 Michigan Ave.	SSOW#:			

Analysis Requested

Preservation Codes:
A - HCL, B - NaOH, C - Zn Acetate, D - Nitric Acid, E - NaHSO4, F - MeOH, G - Amchlor, H - Ascorbic Acid, I - Ice, J - DI Water, K - EDTA, L - EDA
M - Hexane, N - None, O - AsNaO2, P - Na2O4S, Q - Na2SO3, R - Na2S2O3, S - H2SO4, T - TSP Dodecahydrate, U - Acetone, V - MCAA, W - pH 4-5, Z - other (specify)
Other:

Sample Identification	Sample Date	Sample Time	Sample Type (C=Comp, G=grab)	Matrix (W=water, S=solid, O=waste/oil, BT=Tissue, A=Air)	Field Filtered Sample (Yes or No)	Perform MS/MSD (Yes or No)	8260C	8270D	6010C, 7471B	8081B, 8082A, 8270D	Total Number of containers	Special Instructions/Note:
			Preservation Code:									
SSWNW-2	10.6.22	930	G	S			X	X	X	X	4	
SWEW-1	10.6.22	930	G	S			X	X	X	X	4	
SWEW-2	10.6.22	930	G	S			X	X	X	X	4	

480-202385 Chain of Custody

Possible Hazard Identification
☒ Non-Hazard ☐ Flammable ☐ Skin Irritant ☐ Poison B ☐ Unknown ☐ Radiological

Sample Disposal (A fee may be assessed if samples are retained longer than 1 month)
☐ Return To Client ☒ Disposal By Lab ☐ Archive For ____ Months

Deliverable Requested: I, II, III, IV, Other (specify) NYSDEC- CAT B w/ EDD

Special Instructions/QC Requirements:

Empty Kit Relinquished by:	Date:	Time:	Method of Shipment:

Relinquished by	Date/Time	Company	Received by	Date/Time	Company
Sydney Deck	10.6.22 @ 10:30	BE3			
				10/6/22 1030	TAT

Custody Seals Intact: Δ Yes Δ No | Custody Seal No.:

Cooler Temperature(s) °C and Other Remarks: 9.1 #1 of

Ver: 01/16/2019

Method 8260C

Volatile Organic Compounds (GC/MS) by Method 8260C

FORM I
GC/MS VOA ORGANICS ANALYSIS DATA SHEET

Lab Name: Eurofins Buffalo | Job No.: 480-202385-1

SDG No.:

Client Sample ID: SSWNW-2 | Lab Sample ID: 480-202385-1

Matrix: Solid | Lab File ID: M06556.D

Analysis Method: 8260C | Date Collected: 10/06/2022 09:30

Sample wt/vol: 5.09(g) | Date Analyzed: 10/07/2022 01:21

Soil Aliquot Vol: | Dilution Factor: 1

Soil Extract Vol.: | GC Column: ZB-624 (30) VOA ID: 0.25(mm)

Purge Volume: 5.0(mL) | Heated Purge: (Y/N) Y pH:

% Moisture: 6.6 % Solids: 93.4 | Level: (low/med) Low

Analysis Batch No.: 644346 | Units: ug/Kg

CAS NO.	COMPOUND NAME	RESULT	Q	RL	MDL	
71-55-6	1,1,1-Trichloroethane	5.3	U vs	5.3	0.38	
79-34-5	1,1,2,2-Tetrachloroethane	5.3	U vs	5.3	0.85	
76-13-1	1,1,2-Trichloro-1,2,2-trifluoroethane	5.3	U vs	5.3	1.2	
79-00-5	1,1,2-Trichloroethane	5.3	U vs	5.3	0.68	
75-34-3	1,1-Dichloroethane	5.3	U vs	5.3	0.64	
75-35-4	1,1-Dichloroethene	5.3	U vs	5.3	0.64	
120-82-1	1,2,4-Trichlorobenzene	5.3	U vs	5.3	0.32	
96-12-8	1,2-Dibromo-3-Chloropropane	5.3	U vs	5.3	2.6	
106-93-4	1,2-Dibromoethane	5.3	U vs	5.3	0.68	
95-50-1	1,2-Dichlorobenzene	5.3	U vs	5.3	0.41	
107-06-2	1,2-Dichloroethane	5.3	U vs	5.3	0.26	
78-87-5	1,2-Dichloropropane	5.3	U vs	5.3	2.6	
541-73-1	1,3-Dichlorobenzene	5.3	U vs	5.3	0.27	
106-46-7	1,4-Dichlorobenzene	5.3	U vs	5.3	0.74	
78-93-3	2-Butanone (MEK)	26	U vs	26	1.9	
591-78-6	2-Hexanone	26	U vs	26	2.6	
108-10-1	4-Methyl-2-pentanone (MIBK)	26	U vs	26	1.7	
67-64-1	Acetone	26	U vs	26	4.4	
71-43-2	Benzene	5.3	U vs	5.3	0.26	
75-27-4	Bromodichloromethane	5.3	U vs	5.3	0.70	
75-25-2	Bromoform	5.3	U vs	5.3	2.6	
74-83-9	Bromomethane	5.3	U vs	5.3	0.47	
75-15-0	Carbon disulfide	5.3	U vs	5.3	2.6	
56-23-5	Carbon tetrachloride	5.3	U vs	5.3	0.51	
108-90-7	Chlorobenzene	5.3	U vs	5.3	0.69	
75-00-3	Chloroethane	5.3	U vs	5.3	1.2	
67-66-3	Chloroform	0.34	J vs	5.3	0.33	
74-87-3	Chloromethane	5.3	U vs	5.3	0.32	UJ
156-59-2	cis-1,2-Dichloroethene	5.3	U vs	5.3	0.67	
10061-01-5	cis-1,3-Dichloropropene	5.3	U vs	5.3	0.76	
110-82-7	Cyclohexane	5.3	U vs	5.3	0.74	
124-48-1	Dibromochloromethane	5.3	U vs	5.3	0.67	
75-71-8	Dichlorodifluoromethane	5.3	U vs	5.3	0.43	

MKP 10/20/2022

FORM I
GC/MS VOA ORGANICS ANALYSIS DATA SHEET

Lab Name: Eurofins Buffalo
Job No.: 480-202385-1
SDG No.:
Client Sample ID: SSWNW-2
Lab Sample ID: 480-202385-1
Matrix: Solid
Lab File ID: M06556.D
Analysis Method: 8260C
Date Collected: 10/06/2022 09:30
Sample wt/vol: 5.09(g)
Date Analyzed: 10/07/2022 01:21
Soil Aliquot Vol:
Dilution Factor: 1
Soil Extract Vol.:
GC Column: ZB-624 (30) VOA ID: 0.25(mm)
Purge Volume: 5.0(mL)
Heated Purge: (Y/N) Y pH:
% Moisture: 6.6 % Solids: 93.4
Level: (low/med) Low
Analysis Batch No.: 644346
Units: ug/Kg

CAS NO.	COMPOUND NAME	RESULT	Q	RL	MDL	
100-41-4	Ethylbenzene	1.0	J vs	5.3	0.36	
98-82-8	Isopropylbenzene	5.3	U vs	5.3	0.79	
79-20-9	Methyl acetate	26	U vs	26	3.2	
1634-04-4	Methyl tert-butyl ether	5.3	U vs	5.3	0.52	
108-87-2	Methylcyclohexane	5.3	U vs	5.3	0.80	
75-09-2	Methylene Chloride	5.3	U vs	5.3	2.4	
100-42-5	Styrene	5.3	U vs	5.3	0.26	
127-18-4	Tetrachloroethene	5.3	U vs	5.3	0.71	
108-88-3	Toluene	5.3	U vs	5.3	0.40	
156-60-5	trans-1,2-Dichloroethene	5.3	U vs	5.3	0.54	
10061-02-6	trans-1,3-Dichloropropene	5.3	U vs	5.3	2.3	
79-01-6	Trichloroethene	5.3	U vs	5.3	1.2	
75-69-4	Trichlorofluoromethane	5.3	U vs	5.3	0.50	
75-01-4	Vinyl chloride	5.3	U vs	5.3	0.64	UJ
1330-20-7	Xylenes, Total	1.6	J vs	11	0.88	

CAS NO.	SURROGATE	%REC	Q	LIMITS
17060-07-0	1,2-Dichloroethane-d4 (Surr)	105		64-126
460-00-4	4-Bromofluorobenzene (Surr)	89		72-126
1868-53-7	Dibromofluoromethane (Surr)	103		60-140
2037-26-5	Toluene-d8 (Surr)	103		71-125

MKP 10/20/2022

FORM I
GC/MS VOA ORGANICS ANALYSIS DATA SHEET

Lab Name: Eurofins Buffalo | Job No.: 480-202385-1

SDG No.:

Client Sample ID: SWEW-1 | Lab Sample ID: 480-202385-2

Matrix: Solid | Lab File ID: M06557.D

Analysis Method: 8260C | Date Collected: 10/06/2022 09:30

Sample wt/vol: 5.06(g) | Date Analyzed: 10/07/2022 01:45

Soil Aliquot Vol: | Dilution Factor: 1

Soil Extract Vol.: | GC Column: ZB-624 (30) VOA ID: 0.25(mm)

Purge Volume: 5.0(mL) | Heated Purge: (Y/N) Y pH:

% Moisture: 5.6 % Solids: 94.4 | Level: (low/med) Low

Analysis Batch No.: 644346 | Units: ug/Kg

CAS NO.	COMPOUND NAME	RESULT	Q	RL	MDL	
71-55-6	1,1,1-Trichloroethane	5.2	U vs	5.2	0.38	
79-34-5	1,1,2,2-Tetrachloroethane	5.2	U vs	5.2	0.85	
76-13-1	1,1,2-Trichloro-1,2,2-trifluoroethane	5.2	U vs	5.2	1.2	
79-00-5	1,1,2-Trichloroethane	5.2	U vs	5.2	0.68	
75-34-3	1,1-Dichloroethane	5.2	U vs	5.2	0.64	
75-35-4	1,1-Dichloroethene	5.2	U vs	5.2	0.64	
120-82-1	1,2,4-Trichlorobenzene	5.2	U vs	5.2	0.32	
96-12-8	1,2-Dibromo-3-Chloropropane	5.2	U vs	5.2	2.6	
106-93-4	1,2-Dibromoethane	5.2	U vs	5.2	0.67	
95-50-1	1,2-Dichlorobenzene	5.2	U vs	5.2	0.41	
107-06-2	1,2-Dichloroethane	5.2	U vs	5.2	0.26	
78-87-5	1,2-Dichloropropane	5.2	U vs	5.2	2.6	
541-73-1	1,3-Dichlorobenzene	5.2	U vs	5.2	0.27	
106-46-7	1,4-Dichlorobenzene	5.2	U vs	5.2	0.73	
78-93-3	2-Butanone (MEK)	26	U vs	26	1.9	
591-78-6	2-Hexanone	26	U vs	26	2.6	
108-10-1	4-Methyl-2-pentanone (MIBK)	26	U vs	26	1.7	
67-64-1	Acetone	26	U vs	26	4.4	
71-43-2	Benzene	5.2	U vs	5.2	0.26	
75-27-4	Bromodichloromethane	5.2	U vs	5.2	0.70	
75-25-2	Bromoform	5.2	U vs	5.2	2.6	
74-83-9	Bromomethane	5.2	U vs	5.2	0.47	
75-15-0	Carbon disulfide	5.2	U vs	5.2	2.6	
56-23-5	Carbon tetrachloride	5.2	U vs	5.2	0.51	
108-90-7	Chlorobenzene	5.2	U vs	5.2	0.69	
75-00-3	Chloroethane	5.2	U vs	5.2	1.2	
67-66-3	Chloroform	0.34	J vs	5.2	0.32	
74-87-3	Chloromethane	5.2	U vs	5.2	0.32	UJ
156-59-2	cis-1,2-Dichloroethene	5.2	U vs	5.2	0.67	
10061-01-5	cis-1,3-Dichloropropene	5.2	U vs	5.2	0.75	
110-82-7	Cyclohexane	5.2	U vs	5.2	0.73	
124-48-1	Dibromochloromethane	5.2	U vs	5.2	0.67	
75-71-8	Dichlorodifluoromethane	5.2	U vs	5.2	0.43	

MKP 10/20/2022

FORM I
GC/MS VOA ORGANICS ANALYSIS DATA SHEET

Lab Name: Eurofins Buffalo | Job No.: 480-202385-1

SDG No.:

Client Sample ID: SWEW-1 | Lab Sample ID: 480-202385-2

Matrix: Solid | Lab File ID: M06557.D

Analysis Method: 8260C | Date Collected: 10/06/2022 09:30

Sample wt/vol: 5.06(g) | Date Analyzed: 10/07/2022 01:45

Soil Aliquot Vol: | Dilution Factor: 1

Soil Extract Vol.: | GC Column: ZB-624 (30) VOA ID: 0.25(mm)

Purge Volume: 5.0(mL) | Heated Purge: (Y/N) Y pH:

% Moisture: 5.6 % Solids: 94.4 | Level: (low/med) Low

Analysis Batch No.: 644346 | Units: ug/Kg

CAS NO.	COMPOUND NAME	RESULT	Q	RL	MDL	
100-41-4	Ethylbenzene	0.42	J vs	5.2	0.36	
98-82-8	Isopropylbenzene	5.2	U vs	5.2	0.79	
79-20-9	Methyl acetate	26	U vs	26	3.2	
1634-04-4	Methyl tert-butyl ether	5.2	U vs	5.2	0.51	
108-87-2	Methylcyclohexane	5.2	U vs	5.2	0.80	
75-09-2	Methylene Chloride	5.2	U vs	5.2	2.4	
100-42-5	Styrene	5.2	U vs	5.2	0.26	
127-18-4	Tetrachloroethene	5.2	U vs	5.2	0.70	
108-88-3	Toluene	5.2	U vs	5.2	0.40	
156-60-5	trans-1,2-Dichloroethene	5.2	U vs	5.2	0.54	
10061-02-6	trans-1,3-Dichloropropene	5.2	U vs	5.2	2.3	
79-01-6	Trichloroethene	5.2	U vs	5.2	1.2	
75-69-4	Trichlorofluoromethane	5.2	U vs	5.2	0.49	
75-01-4	Vinyl chloride	5.2	U vs	5.2	0.64	UJ
1330-20-7	Xylenes, Total	10	U vs	10	0.88	

CAS NO.	SURROGATE	%REC	Q	LIMITS
17060-07-0	1,2-Dichloroethane-d4 (Surr)	107		64-126
460-00-4	4-Bromofluorobenzene (Surr)	90		72-126
1868-53-7	Dibromofluoromethane (Surr)	101		60-140
2037-26-5	Toluene-d8 (Surr)	102		71-125

MKP 10/20/2022

FORM I
GC/MS VOA ORGANICS ANALYSIS DATA SHEET

Lab Name: Eurofins Buffalo | Job No.: 480-202385-1

SDG No.:

Client Sample ID: SWEW-2 | Lab Sample ID: 480-202385-3

Matrix: Solid | Lab File ID: M06558.D

Analysis Method: 8260C | Date Collected: 10/06/2022 09:30

Sample wt/vol: 5.09(g) | Date Analyzed: 10/07/2022 02:09

Soil Aliquot Vol: | Dilution Factor: 1

Soil Extract Vol.: | GC Column: ZB-624 (30) VOA ID: 0.25(mm)

Purge Volume: 5.0(mL) | Heated Purge: (Y/N) Y pH:

% Moisture: 6.7 % Solids: 93.3 | Level: (low/med) Low

Analysis Batch No.: 644346 | Units: ug/Kg

CAS NO.	COMPOUND NAME	RESULT	Q	RL	MDL	
71-55-6	1,1,1-Trichloroethane	5.3	U vs	5.3	0.38	
79-34-5	1,1,2,2-Tetrachloroethane	5.3	U vs	5.3	0.85	
76-13-1	1,1,2-Trichloro-1,2,2-trifluoroethane	5.3	U vs	5.3	1.2	
79-00-5	1,1,2-Trichloroethane	5.3	U vs	5.3	0.68	
75-34-3	1,1-Dichloroethane	5.3	U vs	5.3	0.64	
75-35-4	1,1-Dichloroethene	5.3	U vs	5.3	0.64	
120-82-1	1,2,4-Trichlorobenzene	5.3	U vs	5.3	0.32	
96-12-8	1,2-Dibromo-3-Chloropropane	5.3	U vs	5.3	2.6	
106-93-4	1,2-Dibromoethane	5.3	U vs	5.3	0.68	
95-50-1	1,2-Dichlorobenzene	5.3	U vs	5.3	0.41	
107-06-2	1,2-Dichloroethane	5.3	U vs	5.3	0.26	
78-87-5	1,2-Dichloropropane	5.3	U vs	5.3	2.6	
541-73-1	1,3-Dichlorobenzene	5.3	U vs	5.3	0.27	
106-46-7	1,4-Dichlorobenzene	5.3	U vs	5.3	0.74	
78-93-3	2-Butanone (MEK)	26	U vs	26	1.9	
591-78-6	2-Hexanone	26	U vs	26	2.6	
108-10-1	4-Methyl-2-pentanone (MIBK)	26	U vs	26	1.7	
67-64-1	Acetone	26	U vs	26	4.4	
71-43-2	Benzene	5.3	U vs	5.3	0.26	
75-27-4	Bromodichloromethane	5.3	U vs	5.3	0.71	
75-25-2	Bromoform	5.3	U vs	5.3	2.6	
74-83-9	Bromomethane	5.3	U vs	5.3	0.47	
75-15-0	Carbon disulfide	5.3	U vs	5.3	2.6	
56-23-5	Carbon tetrachloride	5.3	U vs	5.3	0.51	
108-90-7	Chlorobenzene	5.3	U vs	5.3	0.69	
75-00-3	Chloroethane	5.3	U vs	5.3	1.2	
67-66-3	Chloroform	0.35	J vs	5.3	0.33	
74-87-3	Chloromethane	5.3	U vs	5.3	0.32	UJ
156-59-2	cis-1,2-Dichloroethene	5.3	U vs	5.3	0.67	
10061-01-5	cis-1,3-Dichloropropene	5.3	U vs	5.3	0.76	
110-82-7	Cyclohexane	5.3	U vs	5.3	0.74	
124-48-1	Dibromochloromethane	5.3	U vs	5.3	0.67	
75-71-8	Dichlorodifluoromethane	5.3	U vs	5.3	0.43	

MKP 10/20/2022

FORM I
GC/MS VOA ORGANICS ANALYSIS DATA SHEET

Lab Name: Eurofins Buffalo
Job No.: 480-202385-1
SDG No.:
Client Sample ID: SWEW-2
Lab Sample ID: 480-202385-3
Matrix: Solid
Lab File ID: M06558.D
Analysis Method: 8260C
Date Collected: 10/06/2022 09:30
Sample wt/vol: 5.09(g)
Date Analyzed: 10/07/2022 02:09
Soil Aliquot Vol:
Dilution Factor: 1
Soil Extract Vol.:
GC Column: ZB-624 (30) VOA ID: 0.25(mm)
Purge Volume: 5.0(mL)
Heated Purge: (Y/N) Y pH:
% Moisture: 6.7 % Solids: 93.3
Level: (low/med) Low
Analysis Batch No.: 644346
Units: ug/Kg

CAS NO.	COMPOUND NAME	RESULT	Q	RL	MDL	
100-41-4	Ethylbenzene	0.47	J vs	5.3	0.36	
98-82-8	Isopropylbenzene	5.3	U vs	5.3	0.79	
79-20-9	Methyl acetate	26	U vs	26	3.2	
1634-04-4	Methyl tert-butyl ether	5.3	U vs	5.3	0.52	
108-87-2	Methylcyclohexane	5.3	U vs	5.3	0.80	
75-09-2	Methylene Chloride	5.3	U vs	5.3	2.4	
100-42-5	Styrene	5.3	U vs	5.3	0.26	
127-18-4	Tetrachloroethene	5.3	U vs	5.3	0.71	
108-88-3	Toluene	5.3	U vs	5.3	0.40	
156-60-5	trans-1,2-Dichloroethene	5.3	U vs	5.3	0.54	
10061-02-6	trans-1,3-Dichloropropene	5.3	U vs	5.3	2.3	
79-01-6	Trichloroethene	5.3	U vs	5.3	1.2	
75-69-4	Trichlorofluoromethane	5.3	U vs	5.3	0.50	
75-01-4	Vinyl chloride	5.3	U vs	5.3	0.64	UJ
1330-20-7	Xylenes, Total	11	U vs	11	0.88	

CAS NO.	SURROGATE	%REC	Q	LIMITS
17060-07-0	1,2-Dichloroethane-d4 (Surr)	101		64-126
460-00-4	4-Bromofluorobenzene (Surr)	91		72-126
1868-53-7	Dibromofluoromethane (Surr)	99		60-140
2037-26-5	Toluene-d8 (Surr)	101		71-125

MKP 10/20/2022

Method 8270D

Semivolatile Organic Compounds (GC/MS) by Method 8270D

FORM I
GC/MS SEMI VOA ORGANICS ANALYSIS DATA SHEET

Lab Name: Eurofins Buffalo | Job No.: 480-202385-1

SDG No.:

Client Sample ID: SSWNW-2 | Lab Sample ID: 480-202385-1

Matrix: Solid | Lab File ID: X241830012.d

Analysis Method: 8270D | Date Collected: 10/06/2022 09:30

Extract. Method: 3550C | Date Extracted: 10/12/2022 15:54

Sample wt/vol: 30.66(g) | Date Analyzed: 10/13/2022 20:57

Con. Extract Vol.: 1(mL) | Dilution Factor: 5

Injection Volume: 1(uL) | GC Column: RXI-5Sil MS ID: 0.25(mm)

% Moisture: 6.6 % Solids: 93.4 | GPC Cleanup:(Y/N) N

Cleanup Factor: | Level: (low/med) Low

Analysis Batch No.: 645246 | Units: ug/Kg

CAS NO.	COMPOUND NAME	RESULT	Q	RL	MDL
95-95-4	2,4,5-Trichlorophenol	890	U	890	240
88-06-2	2,4,6-Trichlorophenol	890	U	890	180
120-83-2	2,4-Dichlorophenol	890	U	890	94
105-67-9	2,4-Dimethylphenol	890	U	890	210
51-28-5	2,4-Dinitrophenol	8700	U	8700	4100
121-14-2	2,4-Dinitrotoluene	890	U	890	180
606-20-2	2,6-Dinitrotoluene	890	U	890	100
91-58-7	2-Chloronaphthalene	890	U	890	150
95-57-8	2-Chlorophenol	1700	U	1700	160
91-57-6	2-Methylnaphthalene	890	U	890	180
95-48-7	2-Methylphenol	890	U	890	100
88-74-4	2-Nitroaniline	1700	U	1700	130
88-75-5	2-Nitrophenol	890	U	890	250
91-94-1	3,3'-Dichlorobenzidine	1700	U	1700	1000
99-09-2	3-Nitroaniline	1700	U	1700	250
534-52-1	4,6-Dinitro-2-methylphenol	1700	U	1700	890
101-55-3	4-Bromophenyl phenyl ether	890	U	890	130
59-50-7	4-Chloro-3-methylphenol	890	U	890	220
106-47-8	4-Chloroaniline	890	U	890	220
7005-72-3	4-Chlorophenyl phenyl ether	890	U	890	110
106-44-5	4-Methylphenol	1700	U	1700	100
100-01-6	4-Nitroaniline	1700	U	1700	470
100-02-7	4-Nitrophenol	1700	U	1700	620
83-32-9	Acenaphthene	890	U	890	130
208-96-8	Acenaphthylene	890	U	890	120
98-86-2	Acetophenone	890	U	890	120
120-12-7	Anthracene	890	U	890	220
1912-24-9	Atrazine	890	U	890	310
100-52-7	Benzaldehyde	890	U	890	710
56-55-3	Benzo[a]anthracene	890	U	890	89
50-32-8	Benzo[a]pyrene	140	J	890	130
205-99-2	Benzo[b]fluoranthene	890	U	890	140

FORM I
GC/MS SEMI VOA ORGANICS ANALYSIS DATA SHEET

Lab Name: Eurofins Buffalo | Job No.: 480-202385-1

SDG No.:

Client Sample ID: SSWNW-2 | Lab Sample ID: 480-202385-1

Matrix: Solid | Lab File ID: X241830012.d

Analysis Method: 8270D | Date Collected: 10/06/2022 09:30

Extract. Method: 3550C | Date Extracted: 10/12/2022 15:54

Sample wt/vol: 30.66(g) | Date Analyzed: 10/13/2022 20:57

Con. Extract Vol.: 1(mL) | Dilution Factor: 5

Injection Volume: 1(uL) | GC Column: RXI-5Sil MS ID: 0.25(mm)

% Moisture: 6.6 % Solids: 93.4 | GPC Cleanup:(Y/N) N

Cleanup Factor: | Level: (low/med) Low

Analysis Batch No.: 645246 | Units: ug/Kg

CAS NO.	COMPOUND NAME	RESULT	Q	RL	MDL
191-24-2	Benzo[g,h,i]perylene	160	J	890	94
207-08-9	Benzo[k]fluoranthene	890	U	890	120
92-52-4	Biphenyl	890	U	890	130
108-60-1	bis (2-chloroisopropyl) ether	890	U	890	180
111-91-1	Bis(2-chloroethoxy)methane	890	U	890	190
111-44-4	Bis(2-chloroethyl)ether	890	U	890	120
117-81-7	Bis(2-ethylhexyl) phthalate	890	U	890	300
85-68-7	Butyl benzyl phthalate	890	U	890	150
105-60-2	Caprolactam	890	U	890	270
86-74-8	Carbazole	890	U	890	100
218-01-9	Chrysene	890	U	890	200
53-70-3	Dibenz(a,h)anthracene	890	U	890	160
132-64-9	Dibenzofuran	890	U	890	100
84-66-2	Diethyl phthalate	890	U	890	120
131-11-3	Dimethyl phthalate	890	U	890	100
84-74-2	Di-n-butyl phthalate	890	U	890	150
117-84-0	Di-n-octyl phthalate	890	U	890	100
206-44-0	Fluoranthene	890	U	890	94
86-73-7	Fluorene	890	U	890	100
118-74-1	Hexachlorobenzene	890	U	890	120
87-68-3	Hexachlorobutadiene	890	U	890	130
77-47-4	Hexachlorocyclopentadiene	890	U	890	120
67-72-1	Hexachloroethane	890	U	890	120
193-39-5	Indeno[1,2,3-cd]pyrene	890	U	890	110
78-59-1	Isophorone	890	U	890	190
91-20-3	Naphthalene	890	U	890	120
98-95-3	Nitrobenzene	890	U	890	100
621-64-7	N-Nitrosodi-n-propylamine	890	U	890	150
86-30-6	N-Nitrosodiphenylamine	890	U	890	720
87-86-5	Pentachlorophenol	1700	U	1700	890
85-01-8	Phenanthrene	890	U	890	130
108-95-2	Phenol	890	U	890	140

FORM I
GC/MS SEMI VOA ORGANICS ANALYSIS DATA SHEET

Lab Name: Eurofins Buffalo
Job No.: 480-202385-1
SDG No.:
Client Sample ID: SSWNW-2
Lab Sample ID: 480-202385-1
Matrix: Solid
Lab File ID: X241830012.d
Analysis Method: 8270D
Date Collected: 10/06/2022 09:30
Extract. Method: 3550C
Date Extracted: 10/12/2022 15:54
Sample wt/vol: 30.66(g)
Date Analyzed: 10/13/2022 20:57
Con. Extract Vol.: 1(mL)
Dilution Factor: 5
Injection Volume: 1(uL)
GC Column: RXI-5Sil MS ID: 0.25(mm)
% Moisture: 6.6 % Solids: 93.4
GPC Cleanup:(Y/N) N
Cleanup Factor:
Level: (low/med) Low
Analysis Batch No.: 645246
Units: ug/Kg

CAS NO.	COMPOUND NAME	RESULT	Q	RL	MDL
129-00-0	Pyrene	140	J	890	100

CAS NO.	SURROGATE	%REC	Q	LIMITS
118-79-6	2,4,6-Tribromophenol	80		54-120
321-60-8	2-Fluorobiphenyl	90		60-120
367-12-4	2-Fluorophenol	81		52-120
4165-60-0	Nitrobenzene-d5	81		53-120
4165-62-2	Phenol-d5	87		54-120
1718-51-0	p-Terphenyl-d14	113		79-130

FORM I
GC/MS SEMI VOA ORGANICS ANALYSIS DATA SHEET

Lab Name: Eurofins Buffalo | Job No.: 480-202385-1

SDG No.:

Client Sample ID: SWEW-1 | Lab Sample ID: 480-202385-2

Matrix: Solid | Lab File ID: X241830013.d

Analysis Method: 8270D | Date Collected: 10/06/2022 09:30

Extract. Method: 3550C | Date Extracted: 10/12/2022 15:54

Sample wt/vol: 30.35(g) | Date Analyzed: 10/13/2022 21:22

Con. Extract Vol.: 1(mL) | Dilution Factor: 1

Injection Volume: 1(uL) | GC Column: RXI-5Sil MS ID: 0.25(mm)

% Moisture: 5.6 % Solids: 94.4 | GPC Cleanup:(Y/N) N

Cleanup Factor: | Level: (low/med) Low

Analysis Batch No.: 645246 | Units: ug/Kg

CAS NO.	COMPOUND NAME	RESULT	Q	RL	MDL
95-95-4	2,4,5-Trichlorophenol	180	U	180	48
88-06-2	2,4,6-Trichlorophenol	180	U	180	36
120-83-2	2,4-Dichlorophenol	180	U	180	19
105-67-9	2,4-Dimethylphenol	180	U	180	43
51-28-5	2,4-Dinitrophenol	1700	U	1700	820
121-14-2	2,4-Dinitrotoluene	180	U	180	37
606-20-2	2,6-Dinitrotoluene	180	U	180	21
91-58-7	2-Chloronaphthalene	180	U	180	29
95-57-8	2-Chlorophenol	350	U	350	32
91-57-6	2-Methylnaphthalene	180	U	180	36
95-48-7	2-Methylphenol	180	U	180	21
88-74-4	2-Nitroaniline	350	U	350	26
88-75-5	2-Nitrophenol	180	U	180	50
91-94-1	3,3'-Dichlorobenzidine	350	U	350	210
99-09-2	3-Nitroaniline	350	U	350	49
534-52-1	4,6-Dinitro-2-methylphenol	350	U	350	180
101-55-3	4-Bromophenyl phenyl ether	180	U	180	25
59-50-7	4-Chloro-3-methylphenol	180	U	180	44
106-47-8	4-Chloroaniline	180	U	180	44
7005-72-3	4-Chlorophenyl phenyl ether	180	U	180	22
106-44-5	4-Methylphenol	350	U	350	21
100-01-6	4-Nitroaniline	350	U	350	93
100-02-7	4-Nitrophenol	350	U	350	120
83-32-9	Acenaphthene	180	U	180	26
208-96-8	Acenaphthylene	180	U	180	23
98-86-2	Acetophenone	180	U	180	24
120-12-7	Anthracene	180	U	180	44
1912-24-9	Atrazine	180	U	180	62
100-52-7	Benzaldehyde	180	U	180	140
56-55-3	Benzo[a]anthracene	59	J	180	18
50-32-8	Benzo[a]pyrene	79	J	180	26
205-99-2	Benzo[b]fluoranthene	100	J	180	28

FORM I
GC/MS SEMI VOA ORGANICS ANALYSIS DATA SHEET

Lab Name: Eurofins Buffalo | Job No.: 480-202385-1

SDG No.:

Client Sample ID: SWEW-1 | Lab Sample ID: 480-202385-2

Matrix: Solid | Lab File ID: X241830013.d

Analysis Method: 8270D | Date Collected: 10/06/2022 09:30

Extract. Method: 3550C | Date Extracted: 10/12/2022 15:54

Sample wt/vol: 30.35(g) | Date Analyzed: 10/13/2022 21:22

Con. Extract Vol.: 1(mL) | Dilution Factor: 1

Injection Volume: 1(uL) | GC Column: RXI-5Sil MS ID: 0.25(mm)

% Moisture: 5.6 % Solids: 94.4 | GPC Cleanup:(Y/N) N

Cleanup Factor: | Level: (low/med) Low

Analysis Batch No.: 645246 | Units: ug/Kg

CAS NO.	COMPOUND NAME	RESULT	Q	RL	MDL
191-24-2	Benzo[g,h,i]perylene	84	J	180	19
207-08-9	Benzo[k]fluoranthene	180	U	180	23
92-52-4	Biphenyl	180	U	180	26
108-60-1	bis (2-chloroisopropyl) ether	180	U	180	36
111-91-1	Bis(2-chloroethoxy)methane	180	U	180	38
111-44-4	Bis(2-chloroethyl)ether	180	U	180	23
117-81-7	Bis(2-ethylhexyl) phthalate	180	U	180	61
85-68-7	Butyl benzyl phthalate	180	U	180	29
105-60-2	Caprolactam	180	U	180	53
86-74-8	Carbazole	180	U	180	21
218-01-9	Chrysene	78	J	180	40
53-70-3	Dibenz(a,h)anthracene	180	U	180	31
132-64-9	Dibenzofuran	180	U	180	21
84-66-2	Diethyl phthalate	180 UJ ~~47~~	J B	180	23
131-11-3	Dimethyl phthalate	180	U	180	21
84-74-2	Di-n-butyl phthalate	180	U	180	30
117-84-0	Di-n-octyl phthalate	180	U	180	21
206-44-0	Fluoranthene	150	J	180	19
86-73-7	Fluorene	180	U	180	21
118-74-1	Hexachlorobenzene	180	U	180	24
87-68-3	Hexachlorobutadiene	180	U	180	26
77-47-4	Hexachlorocyclopentadiene	180	U	180	24
67-72-1	Hexachloroethane	180	U	180	23
193-39-5	Indeno[1,2,3-cd]pyrene	73	J	180	22
78-59-1	Isophorone	180	U	180	38
91-20-3	Naphthalene	180	U	180	23
98-95-3	Nitrobenzene	180	U	180	20
621-64-7	N-Nitrosodi-n-propylamine	180	U	180	30
86-30-6	N-Nitrosodiphenylamine	180	U	180	140
87-86-5	Pentachlorophenol	350	U	350	180
85-01-8	Phenanthrene	56	J	180	26
108-95-2	Phenol	180	U	180	27

MKP 10/20/2022

FORM I
GC/MS SEMI VOA ORGANICS ANALYSIS DATA SHEET

Lab Name: Eurofins Buffalo
Job No.: 480-202385-1
SDG No.:
Client Sample ID: SWEW-1
Lab Sample ID: 480-202385-2
Matrix: Solid
Lab File ID: X241830013.d
Analysis Method: 8270D
Date Collected: 10/06/2022 09:30
Extract. Method: 3550C
Date Extracted: 10/12/2022 15:54
Sample wt/vol: 30.35(g)
Date Analyzed: 10/13/2022 21:22
Con. Extract Vol.: 1(mL)
Dilution Factor: 1
Injection Volume: 1(uL)
GC Column: RXI-5Sil MS ID: 0.25(mm)
% Moisture: 5.6 % Solids: 94.4
GPC Cleanup:(Y/N) N
Cleanup Factor:
Level: (low/med) Low
Analysis Batch No.: 645246
Units: ug/Kg

CAS NO.	COMPOUND NAME	RESULT	Q	RL	MDL
129-00-0	Pyrene	140	J	180	21

CAS NO.	SURROGATE	%REC	Q	LIMITS
118-79-6	2,4,6-Tribromophenol	97		54-120
321-60-8	2-Fluorobiphenyl	102		60-120
367-12-4	2-Fluorophenol	84		52-120
4165-60-0	Nitrobenzene-d5	87		53-120
4165-62-2	Phenol-d5	85		54-120
1718-51-0	p-Terphenyl-d14	128		79-130

FORM I
GC/MS SEMI VOA ORGANICS ANALYSIS DATA SHEET

Lab Name: Eurofins Buffalo
Job No.: 480-202385-1
SDG No.:
Client Sample ID: SWEW-2
Lab Sample ID: 480-202385-3
Matrix: Solid
Lab File ID: X241830014.d
Analysis Method: 8270D
Date Collected: 10/06/2022 09:30
Extract. Method: 3550C
Date Extracted: 10/12/2022 15:54
Sample wt/vol: 30.46(g)
Date Analyzed: 10/13/2022 21:46
Con. Extract Vol.: 1(mL)
Dilution Factor: 1
Injection Volume: 1(uL)
GC Column: RXI-5Sil MS ID: 0.25(mm)
% Moisture: 6.7 % Solids: 93.3
GPC Cleanup:(Y/N) N
Cleanup Factor:
Level: (low/med) Low
Analysis Batch No.: 645246
Units: ug/Kg

CAS NO.	COMPOUND NAME	RESULT	Q	RL	MDL
95-95-4	2,4,5-Trichlorophenol	180	U	180	49
88-06-2	2,4,6-Trichlorophenol	180	U	180	36
120-83-2	2,4-Dichlorophenol	180	U	180	19
105-67-9	2,4-Dimethylphenol	180	U	180	43
51-28-5	2,4-Dinitrophenol	1800	U	1800	830
121-14-2	2,4-Dinitrotoluene	180	U	180	37
606-20-2	2,6-Dinitrotoluene	180	U	180	21
91-58-7	2-Chloronaphthalene	180	U	180	30
95-57-8	2-Chlorophenol	350	U	350	33
91-57-6	2-Methylnaphthalene	180	U	180	36
95-48-7	2-Methylphenol	180	U	180	21
88-74-4	2-Nitroaniline	350	U	350	26
88-75-5	2-Nitrophenol	180	U	180	51
91-94-1	3,3'-Dichlorobenzidine	350	U	350	210
99-09-2	3-Nitroaniline	350	U	350	50
534-52-1	4,6-Dinitro-2-methylphenol	350	U	350	180
101-55-3	4-Bromophenyl phenyl ether	180	U	180	25
59-50-7	4-Chloro-3-methylphenol	180	U	180	44
106-47-8	4-Chloroaniline	180	U	180	44
7005-72-3	4-Chlorophenyl phenyl ether	180	U	180	22
106-44-5	4-Methylphenol	350	U	350	21
100-01-6	4-Nitroaniline	350	U	350	94
100-02-7	4-Nitrophenol	350	U	350	130
83-32-9	Acenaphthene	180	U	180	26
208-96-8	Acenaphthylene	180	U	180	23
98-86-2	Acetophenone	180	U	180	24
120-12-7	Anthracene	180	U	180	44
1912-24-9	Atrazine	180	U	180	62
100-52-7	Benzaldehyde	180	U	180	140
56-55-3	Benzo[a]anthracene	180	U	180	18
50-32-8	Benzo[a]pyrene	180	U	180	26
205-99-2	Benzo[b]fluoranthene	180	U	180	28

FORM I
GC/MS SEMI VOA ORGANICS ANALYSIS DATA SHEET

Lab Name: Eurofins Buffalo
Job No.: 480-202385-1
SDG No.:
Client Sample ID: SWEW-2
Lab Sample ID: 480-202385-3
Matrix: Solid
Lab File ID: X241830014.d
Analysis Method: 8270D
Date Collected: 10/06/2022 09:30
Extract. Method: 3550C
Date Extracted: 10/12/2022 15:54
Sample wt/vol: 30.46(g)
Date Analyzed: 10/13/2022 21:46
Con. Extract Vol.: 1(mL)
Dilution Factor: 1
Injection Volume: 1(uL)
GC Column: RXI-5Sil MS ID: 0.25(mm)
% Moisture: 6.7 % Solids: 93.3
GPC Cleanup:(Y/N) N
Cleanup Factor:
Level: (low/med) Low
Analysis Batch No.: 645246
Units: ug/Kg

CAS NO.	COMPOUND NAME	RESULT	Q	RL	MDL
191-24-2	Benzo[g,h,i]perylene	180	U	180	19
207-08-9	Benzo[k]fluoranthene	180	U	180	23
92-52-4	Biphenyl	180	U	180	26
108-60-1	bis (2-chloroisopropyl) ether	180	U	180	36
111-91-1	Bis(2-chloroethoxy)methane	180	U	180	38
111-44-4	Bis(2-chloroethyl)ether	180	U	180	23
117-81-7	Bis(2-ethylhexyl) phthalate	180	U	180	61
85-68-7	Butyl benzyl phthalate	180	U	180	30
105-60-2	Caprolactam	180	U	180	54
86-74-8	Carbazole	180	U	180	21
218-01-9	Chrysene	180	U	180	40
53-70-3	Dibenz(a,h)anthracene	180	U	180	32
132-64-9	Dibenzofuran	180	U	180	21
84-66-2	Diethyl phthalate	180	U	180	23
131-11-3	Dimethyl phthalate	180	U	180	21
84-74-2	Di-n-butyl phthalate	180	U	180	31
117-84-0	Di-n-octyl phthalate	180	U	180	21
206-44-0	Fluoranthene	33	J	180	19
86-73-7	Fluorene	180	U	180	21
118-74-1	Hexachlorobenzene	180	U	180	24
87-68-3	Hexachlorobutadiene	180	U	180	26
77-47-4	Hexachlorocyclopentadiene	180	U	180	24
67-72-1	Hexachloroethane	180	U	180	23
193-39-5	Indeno[1,2,3-cd]pyrene	180	U	180	22
78-59-1	Isophorone	180	U	180	38
91-20-3	Naphthalene	180	U	180	23
98-95-3	Nitrobenzene	180	U	180	20
621-64-7	N-Nitrosodi-n-propylamine	180	U	180	31
86-30-6	N-Nitrosodiphenylamine	180	U	180	150
87-86-5	Pentachlorophenol	350	U	350	180
85-01-8	Phenanthrene	180	U	180	26
108-95-2	Phenol	180	U	180	27

FORM I
GC/MS SEMI VOA ORGANICS ANALYSIS DATA SHEET

Lab Name: Eurofins Buffalo
Job No.: 480-202385-1
SDG No.:
Client Sample ID: SWEW-2
Lab Sample ID: 480-202385-3
Matrix: Solid
Lab File ID: X241830014.d
Analysis Method: 8270D
Date Collected: 10/06/2022 09:30
Extract. Method: 3550C
Date Extracted: 10/12/2022 15:54
Sample wt/vol: 30.46(g)
Date Analyzed: 10/13/2022 21:46
Con. Extract Vol.: 1(mL)
Dilution Factor: 1
Injection Volume: 1(uL)
GC Column: RXI-5Sil MS ID: 0.25(mm)
% Moisture: 6.7 % Solids: 93.3
GPC Cleanup:(Y/N) N
Cleanup Factor:
Level: (low/med) Low
Analysis Batch No.: 645246
Units: ug/Kg

CAS NO.	COMPOUND NAME	RESULT	Q	RL	MDL
129-00-0	Pyrene	180	U	180	21

CAS NO.	SURROGATE	%REC	Q	LIMITS
118-79-6	2,4,6-Tribromophenol	109		54-120
321-60-8	2-Fluorobiphenyl	116		60-120
367-12-4	2-Fluorophenol	95		52-120
4165-60-0	Nitrobenzene-d5	100		53-120
4165-62-2	Phenol-d5	96		54-120
1718-51-0	p-Terphenyl-d14	140	S1+	79-130

Method 8081B

Organochlorine Pesticides (GC) by Method 8081B

FORM I
PESTICIDES ORGANICS ANALYSIS DATA SHEET

Lab Name: Eurofins Buffalo
Job No.: 480-202385-1
SDG No.:
Client Sample ID: SSWNW-2
Lab Sample ID: 480-202385-1
Matrix: Solid
Lab File ID: 25_62-377.D
Analysis Method: 8081B
Date Collected: 10/06/2022 09:30
Extraction Method: 3550C
Date Extracted: 10/10/2022 07:43
Sample wt/vol: 30.53(g)
Date Analyzed: 10/11/2022 13:27
Con. Extract Vol.: 10(mL)
Dilution Factor: 10
Injection Volume: 1(uL)
GC Column: RTX-CLPI ID: 0.53(mm)
% Moisture: 6.6 % Solids: 93.4
GPC Cleanup:(Y/N) N
Cleanup Factor:
Analysis Batch No.: 644785
Units: ug/Kg

CAS NO.	COMPOUND NAME	RESULT	Q	RL	MDL	
72-54-8	4,4'-DDD	18	U	18	3.4	
72-55-9	4,4'-DDE	16	J	18	3.7	JN
50-29-3	4,4'-DDT	5.6	J	18	4.1	
309-00-2	Aldrin	18	U	18	4.3	
319-84-6	alpha-BHC	18	U	18	3.2	
319-85-7	beta-BHC	18	U	18	3.2	
5103-71-9	cis-Chlordane	18	U	18	8.7	
319-86-8	delta-BHC	18	U	18	3.3	
60-57-1	Dieldrin	18	U	18	4.2	
959-98-8	Endosulfan I	18	U	18	3.4	
33213-65-9	Endosulfan II	18	U	18	3.2	
1031-07-8	Endosulfan sulfate	18	U	18	3.3	
72-20-8	Endrin	18	U	18	3.5	
7421-93-4	Endrin aldehyde	18	U	18	4.5	
53494-70-5	Endrin ketone	18	U	18	4.3	
58-89-9	gamma-BHC (Lindane)	18	U	18	3.2	
76-44-8	Heptachlor	18	U	18	3.8	
1024-57-3	Heptachlor epoxide	18	U	18	4.5	
72-43-5	Methoxychlor	4.9	J	18	3.6	J
8001-35-2	Toxaphene	180	U	180	100	
5103-74-2	trans-Chlordane	18	U	18	5.6	

CAS NO.	SURROGATE	%REC	Q	LIMITS
2051-24-3	DCB Decachlorobiphenyl	148	S1+	45-120
877-09-8	Tetrachloro-m-xylene	104		30-124

MKP 10/20/2022

FORM I
PESTICIDES ORGANICS ANALYSIS DATA SHEET

Lab Name: Eurofins Buffalo
Job No.: 480-202385-1
SDG No.:
Client Sample ID: SWEW-1
Lab Sample ID: 480-202385-2
Matrix: Solid
Lab File ID: 25_62-378.D
Analysis Method: 8081B
Date Collected: 10/06/2022 09:30
Extraction Method: 3550C
Date Extracted: 10/10/2022 07:43
Sample wt/vol: 30.20(g)
Date Analyzed: 10/11/2022 13:47
Con. Extract Vol.: 10(mL)
Dilution Factor: 10
Injection Volume: 1(uL)
GC Column: RTX-CLPI ID: 0.53(mm)
% Moisture: 5.6 % Solids: 94.4
GPC Cleanup:(Y/N) N
Cleanup Factor:
Analysis Batch No.: 644785
Units: ug/Kg

CAS NO.	COMPOUND NAME	RESULT	Q	RL	MDL
72-54-8	4,4'-DDD	18	U	18	3.4
72-55-9	4,4'-DDE	18	U	18	3.7
50-29-3	4,4'-DDT	18	U	18	4.1
309-00-2	Aldrin	18	U	18	4.3
319-84-6	alpha-BHC	18	U	18	3.2
319-85-7	beta-BHC	18	U	18	3.2
5103-71-9	cis-Chlordane	18	U	18	8.7
319-86-8	delta-BHC	18	U	18	3.3
60-57-1	Dieldrin	18	U	18	4.2
959-98-8	Endosulfan I	18	U	18	3.4
33213-65-9	Endosulfan II	18	U	18	3.2
1031-07-8	Endosulfan sulfate	18	U	18	3.3
72-20-8	Endrin	18	U	18	3.5
7421-93-4	Endrin aldehyde	18	U	18	4.5
53494-70-5	Endrin ketone	18	U	18	4.3
58-89-9	gamma-BHC (Lindane)	18	U	18	3.2
76-44-8	Heptachlor	18	U	18	3.8
1024-57-3	Heptachlor epoxide	18	U	18	4.5
72-43-5	Methoxychlor	18	U	18	3.6
8001-35-2	Toxaphene	180	U	180	100
5103-74-2	trans-Chlordane	18	U	18	5.6

CAS NO.	SURROGATE	%REC	Q	LIMITS
2051-24-3	DCB Decachlorobiphenyl	139	S1+	45-120
877-09-8	Tetrachloro-m-xylene	99		30-124

FORM I
PESTICIDES ORGANICS ANALYSIS DATA SHEET

Lab Name: Eurofins Buffalo
Job No.: 480-202385-1
SDG No.:
Client Sample ID: SWEW-2
Lab Sample ID: 480-202385-3
Matrix: Solid
Lab File ID: 25_62-379.D
Analysis Method: 8081B
Date Collected: 10/06/2022 09:30
Extraction Method: 3550C
Date Extracted: 10/10/2022 07:43
Sample wt/vol: 30.22(g)
Date Analyzed: 10/11/2022 14:07
Con. Extract Vol.: 10(mL)
Dilution Factor: 1
Injection Volume: 1(uL)
GC Column: RTX-CLPI ID: 0.53(mm)
% Moisture: 6.7 % Solids: 93.3
GPC Cleanup:(Y/N) N
Cleanup Factor:
Analysis Batch No.: 644785
Units: ug/Kg

CAS NO.	COMPOUND NAME	RESULT	Q	RL	MDL
72-54-8	4,4'-DDD	1.8	U	1.8	0.34
72-55-9	4,4'-DDE	1.8	U	1.8	0.37
50-29-3	4,4'-DDT	0.69	J	1.8	0.41
309-00-2	Aldrin	1.8	U	1.8	0.44
319-84-6	alpha-BHC	1.8	U	1.8	0.32
319-85-7	beta-BHC	1.8	U	1.8	0.32
5103-71-9	cis-Chlordane	1.8	U	1.8	0.88
319-86-8	delta-BHC	1.8 UJ ~~0.44~~	J B	1.8	0.33
60-57-1	Dieldrin	1.8	U	1.8	0.43
959-98-8	Endosulfan I	1.8	U	1.8	0.34
33213-65-9	Endosulfan II	1.8	U	1.8	0.32
1031-07-8	Endosulfan sulfate	1.8	U	1.8	0.33
72-20-8	Endrin	1.8	U	1.8	0.35
7421-93-4	Endrin aldehyde	0.51	J	1.8	0.45
53494-70-5	Endrin ketone	1.8	U	1.8	0.44
58-89-9	gamma-BHC (Lindane)	1.8	U	1.8	0.33
76-44-8	Heptachlor	1.8	U	1.8	0.38
1024-57-3	Heptachlor epoxide	1.8	U	1.8	0.46
72-43-5	Methoxychlor	1.8	U	1.8	0.36
8001-35-2	Toxaphene	18	U	18	10
5103-74-2	trans-Chlordane	1.8	U	1.8	0.56

CAS NO.	SURROGATE	%REC	Q	LIMITS
2051-24-3	DCB Decachlorobiphenyl	90		45-120
877-09-8	Tetrachloro-m-xylene	63		30-124

MKP 10/20/2022

Method 8082A

Polychlorinated Biphenyls (PCBs) (GC) by Method 8082A

No data validation qualifiers were added

MKP 10/20/2022

FORM I
PCBS ORGANICS ANALYSIS DATA SHEET

Lab Name: Eurofins Buffalo
Job No.: 480-202385-1
SDG No.:
Client Sample ID: SSWNW-2
Lab Sample ID: 480-202385-1
Matrix: Solid
Lab File ID: 6_115-131.D
Analysis Method: 8082A
Date Collected: 10/06/2022 09:30
Extraction Method: 3550C
Date Extracted: 10/07/2022 16:01
Sample wt/vol: 2.36(g)
Date Analyzed: 10/10/2022 01:19
Con. Extract Vol.: 10(mL)
Dilution Factor: 1
Injection Volume: 1(uL)
GC Column: ZB-5 ID: 0.53(mm)
% Moisture: 6.6 % Solids: 93.4
GPC Cleanup:(Y/N) N
Cleanup Factor:
Analysis Batch No.: 644609
Units: mg/Kg

CAS NO.	COMPOUND NAME	RESULT	Q	RL	MDL
12674-11-2	PCB-1016	0.23	U	0.23	0.044
11104-28-2	PCB-1221	0.23	U	0.23	0.044
11141-16-5	PCB-1232	0.23	U	0.23	0.044
53469-21-9	PCB-1242	0.23	U	0.23	0.044
12672-29-6	PCB-1248	0.23	U	0.23	0.044
11097-69-1	PCB-1254	0.23	U	0.23	0.11
11096-82-5	PCB-1260	0.23	U	0.23	0.11

CAS NO.	SURROGATE	%REC	Q	LIMITS
2051-24-3	DCB Decachlorobiphenyl	114		65-174
877-09-8	Tetrachloro-m-xylene	105		60-154

FORM I
PCBS ORGANICS ANALYSIS DATA SHEET

Lab Name: Eurofins Buffalo
Job No.: 480-202385-1
SDG No.:
Client Sample ID: SWEW-1
Lab Sample ID: 480-202385-2
Matrix: Solid
Lab File ID: 6_115-134.D
Analysis Method: 8082A
Date Collected: 10/06/2022 09:30
Extraction Method: 3550C
Date Extracted: 10/07/2022 16:01
Sample wt/vol: 2.46(g)
Date Analyzed: 10/10/2022 01:59
Con. Extract Vol.: 10(mL)
Dilution Factor: 1
Injection Volume: 1(uL)
GC Column: ZB-5 ID: 0.53(mm)
% Moisture: 5.6 % Solids: 94.4
GPC Cleanup:(Y/N) N
Cleanup Factor:
Analysis Batch No.: 644609
Units: mg/Kg

CAS NO.	COMPOUND NAME	RESULT	Q	RL	MDL
12674-11-2	PCB-1016	0.22	U	0.22	0.042
11104-28-2	PCB-1221	0.22	U	0.22	0.042
11141-16-5	PCB-1232	0.22	U	0.22	0.042
53469-21-9	PCB-1242	0.22	U	0.22	0.042
12672-29-6	PCB-1248	0.22	U	0.22	0.042
11097-69-1	PCB-1254	0.22	U	0.22	0.10
11096-82-5	PCB-1260	0.22	U	0.22	0.10

CAS NO.	SURROGATE	%REC	Q	LIMITS
2051-24-3	DCB Decachlorobiphenyl	113		65-174
877-09-8	Tetrachloro-m-xylene	97		60-154

FORM I
PCBS ORGANICS ANALYSIS DATA SHEET

Lab Name: Eurofins Buffalo
Job No.: 480-202385-1
SDG No.:
Client Sample ID: SWEW-2
Lab Sample ID: 480-202385-3
Matrix: Solid
Lab File ID: 6_115-135.D
Analysis Method: 8082A
Date Collected: 10/06/2022 09:30
Extraction Method: 3550C
Date Extracted: 10/07/2022 16:01
Sample wt/vol: 2.62(g)
Date Analyzed: 10/10/2022 02:12
Con. Extract Vol.: 10(mL)
Dilution Factor: 1
Injection Volume: 1(uL)
GC Column: ZB-5 ID: 0.53(mm)
% Moisture: 6.7 % Solids: 93.3
GPC Cleanup:(Y/N) N
Cleanup Factor:
Analysis Batch No.: 644609
Units: mg/Kg

CAS NO.	COMPOUND NAME	RESULT	Q	RL	MDL
12674-11-2	PCB-1016	0.20	U	0.20	0.040
11104-28-2	PCB-1221	0.20	U	0.20	0.040
11141-16-5	PCB-1232	0.20	U	0.20	0.040
53469-21-9	PCB-1242	0.20	U	0.20	0.040
12672-29-6	PCB-1248	0.20	U	0.20	0.040
11097-69-1	PCB-1254	0.20	U	0.20	0.096
11096-82-5	PCB-1260	0.20	U	0.20	0.096

CAS NO.	SURROGATE	%REC	Q	LIMITS
2051-24-3	DCB Decachlorobiphenyl	115		65-174
877-09-8	Tetrachloro-m-xylene	99		60-154

METALS

COVER PAGE
METALS

Lab Name: Eurofins Buffalo Job Number: 480-202385-1

SDG No.:

Project: Pilgrim Village - 1100 Michigan Ave

Client Sample ID	Lab Sample ID
SSWNW-2	480-202385-1
SWEW-1	480-202385-2
SWEW-2	480-202385-3

Comments:

1A-IN
INORGANIC ANALYSIS DATA SHEET
METALS

Client Sample ID: SSWNW-2
Lab Sample ID: 480-202385-1
Lab Name: Eurofins Buffalo
Job No.: 480-202385-1
SDG ID.:
Matrix: Solid
Date Sampled: 10/06/2022 09:30
Reporting Basis: DRY
Date Received: 10/06/2022 10:30
% Solids: 93.4

CAS No.	Analyte	Result	RL	MDL	Units	C	Q	DIL	Method	
7429-90-5	Aluminum	13500	10.5	4.6	mg/Kg			1	6010C	
7440-36-0	Antimony	15.7	15.7	0.42	mg/Kg	U	F1	1	6010C	J-
7440-38-2	Arsenic	3.7	2.1	0.42	mg/Kg			1	6010C	
7440-39-3	Barium	78.4	0.52	0.12	mg/Kg		F1	1	6010C	J+
7440-41-7	Beryllium	0.55	0.21	0.029	mg/Kg			1	6010C	
7440-43-9	Cadmium	0.24	0.21	0.031	mg/Kg			1	6010C	
7440-70-2	Calcium	44300	52.5	3.5	mg/Kg			1	6010C	
7440-47-3	Chromium	16.4	0.52	0.21	mg/Kg			1	6010C	
7440-48-4	Cobalt	7.3	0.52	0.052	mg/Kg			1	6010C	J+
7440-50-8	Copper	13.0	1.0	0.22	mg/Kg			1	6010C	
7439-89-6	Iron	16200	10.5	3.7	mg/Kg			1	6010C	
7439-92-1	Lead	21.2	1.0	0.25	mg/Kg			1	6010C	
7439-95-4	Magnesium	17500	21.0	0.97	mg/Kg			1	6010C	
7439-96-5	Manganese	406	0.21	0.034	mg/Kg			1	6010C	
7440-02-0	Nickel	17.4	5.2	0.24	mg/Kg			1	6010C	J+
7440-09-7	Potassium	3360	31.5	21.0	mg/Kg		F1	1	6010C	J+
7782-49-2	Selenium	0.66	4.2	0.42	mg/Kg	J		1	6010C	
7440-22-4	Silver	0.63	0.63	0.21	mg/Kg	U		1	6010C	
7440-23-5	Sodium	199	147	13.6	mg/Kg			1	6010C	
7440-28-0	Thallium	6.3	6.3	0.31	mg/Kg	U		1	6010C	
7440-62-2	Vanadium	26.6	0.52	0.12	mg/Kg			1	6010C	
7440-66-6	Zinc	68.1	2.1	0.67	mg/Kg		B	1	6010C	
7439-97-6	Mercury	0.031	0.022	0.0050	mg/Kg			1	7471B	

MKP 10/20/2022

1A-IN
INORGANIC ANALYSIS DATA SHEET
METALS

Client Sample ID: SWEW-1
Lab Sample ID: 480-202385-2
Lab Name: Eurofins Buffalo
Job No.: 480-202385-1
SDG ID.:
Matrix: Solid
Date Sampled: 10/06/2022 09:30
Reporting Basis: DRY
Date Received: 10/06/2022 10:30
% Solids: 94.4

CAS No.	Analyte	Result	RL	MDL	Units	C	Q	DIL	Method
7429-90-5	Aluminum	13800	10.2	4.5	mg/Kg			1	6010C
7440-36-0	Antimony	15.3	15.3	0.41	mg/Kg	U		1	6010C
7440-38-2	Arsenic	4.5	2.0	0.41	mg/Kg			1	6010C
7440-39-3	Barium	80.5	0.51	0.11	mg/Kg			1	6010C
7440-41-7	Beryllium	0.58	0.20	0.028	mg/Kg			1	6010C
7440-43-9	Cadmium	0.25	0.20	0.031	mg/Kg			1	6010C
7440-70-2	Calcium	43000	50.8	3.4	mg/Kg			1	6010C
7440-47-3	Chromium	16.7	0.51	0.20	mg/Kg			1	6010C
7440-48-4	Cobalt	9.0	0.51	0.051	mg/Kg			1	6010C
7440-50-8	Copper	13.4	1.0	0.21	mg/Kg			1	6010C
7439-89-6	Iron	17300	10.2	3.6	mg/Kg			1	6010C
7439-92-1	Lead	19.6	1.0	0.24	mg/Kg			1	6010C
7439-95-4	Magnesium	18500	20.3	0.94	mg/Kg			1	6010C
7439-96-5	Manganese	488	0.20	0.033	mg/Kg			1	6010C
7440-02-0	Nickel	18.4	5.1	0.23	mg/Kg			1	6010C
7440-09-7	Potassium	3550	30.5	20.3	mg/Kg			1	6010C
7782-49-2	Selenium	0.70	4.1	0.41	mg/Kg	J		1	6010C
7440-22-4	Silver	0.61	0.61	0.20	mg/Kg	U		1	6010C
7440-23-5	Sodium	201	142	13.2	mg/Kg			1	6010C
7440-28-0	Thallium	6.1	6.1	0.31	mg/Kg	U		1	6010C
7440-62-2	Vanadium	28.3	0.51	0.11	mg/Kg			1	6010C
7440-66-6	Zinc	65.4	2.0	0.65	mg/Kg		B	1	6010C
7439-97-6	Mercury	0.024	0.020	0.0047	mg/Kg			1	7471B

1A-IN
INORGANIC ANALYSIS DATA SHEET
METALS

Client Sample ID: SWEW-2
Lab Sample ID: 480-202385-3
Lab Name: Eurofins Buffalo
Job No.: 480-202385-1
SDG ID.:
Matrix: Solid
Date Sampled: 10/06/2022 09:30
Reporting Basis: DRY
Date Received: 10/06/2022 10:30
% Solids: 93.3

CAS No.	Analyte	Result	RL	MDL	Units	C	Q	DIL	Method
7429-90-5	Aluminum	14000	10.4	4.6	mg/Kg			1	6010C
7440-36-0	Antimony	15.6	15.6	0.42	mg/Kg	U		1	6010C
7440-38-2	Arsenic	4.4	2.1	0.42	mg/Kg			1	6010C
7440-39-3	Barium	79.6	0.52	0.11	mg/Kg			1	6010C
7440-41-7	Beryllium	0.58	0.21	0.029	mg/Kg			1	6010C
7440-43-9	Cadmium	0.23	0.21	0.031	mg/Kg			1	6010C
7440-70-2	Calcium	43100	52.1	3.4	mg/Kg			1	6010C
7440-47-3	Chromium	17.2	0.52	0.21	mg/Kg			1	6010C
7440-48-4	Cobalt	8.2	0.52	0.052	mg/Kg			1	6010C
7440-50-8	Copper	13.9	1.0	0.22	mg/Kg			1	6010C
7439-89-6	Iron	17200	10.4	3.6	mg/Kg			1	6010C
7439-92-1	Lead	17.9	1.0	0.25	mg/Kg			1	6010C
7439-95-4	Magnesium	17900	20.8	0.97	mg/Kg			1	6010C
7439-96-5	Manganese	415	0.21	0.033	mg/Kg			1	6010C
7440-02-0	Nickel	18.9	5.2	0.24	mg/Kg			1	6010C
7440-09-7	Potassium	3630	31.3	20.8	mg/Kg			1	6010C
7782-49-2	Selenium	0.67	4.2	0.42	mg/Kg	J		1	6010C
7440-22-4	Silver	0.63	0.63	0.21	mg/Kg	U		1	6010C
7440-23-5	Sodium	207	146	13.5	mg/Kg			1	6010C
7440-28-0	Thallium	6.3	6.3	0.31	mg/Kg	U		1	6010C
7440-62-2	Vanadium	27.8	0.52	0.11	mg/Kg			1	6010C
7440-66-6	Zinc	73.7	2.1	0.67	mg/Kg		B	1	6010C
7439-97-6	Mercury	0.032	0.021	0.0048	mg/Kg			1	7471B

GENERAL CHEMISTRY

No data validation qualifiers were added

MKP 10/20/2022

COVER PAGE
GENERAL CHEMISTRY

Lab Name: Eurofins Buffalo Job Number: 480-202385-1

SDG No.:

Project: Pilgrim Village - 1100 Michigan Ave

Client Sample ID	Lab Sample ID
SSWNW-2	480-202385-1
SWEW-1	480-202385-2
SWEW-2	480-202385-3

Comments:

General Chemistry Raw Data Report

Job ID: 480-202385-1

Batch: 644343 **Analyst Initials: KER**

Method: Moisture **Instrument: Balance-7**

Lab Sample ID: 480-202385-D-1

Analysis Date: Oct 06, 2022 17:30

Analyte	Detector	Dilution	Raw Result	Unit
Percent Moisture	None	1	6.61625708884689	%
Percent Solids	None	1	93.3837429111531	%

Lab Sample ID: 480-202385-C-2

Analysis Date: Oct 06, 2022 17:30

Analyte	Detector	Dilution	Raw Result	Unit
Percent Moisture	None	1	5.5762081784387	%
Percent Solids	None	1	94.4237918215613	%

Lab Sample ID: 480-202385-B-3

Analysis Date: Oct 06, 2022 17:30

Analyte	Detector	Dilution	Raw Result	Unit
Percent Moisture	None	1	6.6852367688022	%
Percent Solids	None	1	93.3147632311978	%

Appendix B

Laboratory QC Documentation

FORM VII
GC/MS VOA CONTINUING CALIBRATION DATA

Lab Name: Eurofins Buffalo Job No.: 480-202385-1

SDG No.:

Lab Sample ID: CCVIS 480-644346/4 Calibration Date: 10/06/2022 19:19

Instrument ID: HP5977M Calib Start Date: 08/30/2022 00:22

GC Column: ZB-624 (30) VOA ID: 0.25(mm) Calib End Date: 08/30/2022 02:47

Lab File ID: M06541.D Conc. Units: ug/L Heated Purge: (Y/N) Y

ANALYTE	CURVE TYPE	AVE RRF	RRF	MIN RRF	CALC AMOUNT	SPIKE AMOUNT	%D	MAX %D	
Dichlorodifluoromethane	Ave	1.313	1.573	0.1000	59.9	50.0	19.8	50.0	
Chloromethane	Ave	2.078	2.574	0.1000	61.9	50.0	23.9	20.0	
Vinyl chloride	Ave	1.370	1.645	0.1000	60.0	50.0	20.1	20.0	
Butadiene	Ave	1.464	1.946		66.5	50.0	33.0*	20.0	NT
Bromomethane	Ave	0.7796	0.8826	0.1000	56.6	50.0	13.2	50.0	
Chloroethane	Ave	0.8148	0.9766	0.1000	59.9	50.0	19.9	50.0	
Trichlorofluoromethane	Ave	1.640	1.821	0.1000	55.5	50.0	11.0	20.0	
Dichlorofluoromethane	Ave	1.986	2.232		56.2	50.0	12.4	20.0	
Ethyl ether	Ave	1.161	1.285		55.3	50.0	10.6	20.0	
Acrolein	Ave	0.1617	0.1728		267	250	6.8	50.0	
1,1,2-Trichloro-1,2,2-trifluoroethane	Ave	1.195	1.225	0.1000	51.2	50.0	2.5	20.0	
1,1-Dichloroethene	Ave	1.056	1.074	0.1000	50.8	50.0	1.7	20.0	
Acetone	Ave	0.5369	0.5292	0.1000	246	250	-1.4	50.0	
Iodomethane	Ave	2.117	2.038		48.1	50.0	-3.7	20.0	
Carbon disulfide	Ave	3.898	3.900	0.1000	50.0	50.0	0.0	20.0	
Allyl chloride	Ave	2.312	2.556		55.3	50.0	10.6	20.0	
Methyl acetate	Ave	1.253	1.290	0.1000	103	100	3.0	50.0	
Methylene Chloride	Lin1		1.441	0.1000	53.5	50.0	7.0	20.0	
2-Methyl-2-propanol	Ave	0.2222	0.2051		461	500	-7.7	50.0	
Methyl tert-butyl ether	Ave	4.094	4.038	0.1000	49.3	50.0	-1.4	20.0	
trans-1,2-Dichloroethene	Ave	1.314	1.335	0.1000	50.8	50.0	1.6	20.0	
Acrylonitrile	Ave	0.6330	0.6423		507	500	1.5	20.0	
Hexane	Ave	2.219	2.459		55.4	50.0	10.8	20.0	
1,1-Dichloroethane	Ave	2.499	2.630	0.2000	52.6	50.0	5.2	20.0	
Vinyl acetate	Ave	3.316	3.654		110	100	10.2	20.0	
2,2-Dichloropropane	Ave	1.743	1.729		49.6	50.0	-0.8	20.0	
cis-1,2-Dichloroethene	Ave	1.502	1.498	0.1000	49.8	50.0	-0.3	20.0	
2-Butanone (MEK)	Ave	0.7873	0.8432	0.1000	268	250	7.1	20.0	
Chlorobromomethane	Ave	0.8222	0.7757		47.2	50.0	-5.7	20.0	
Tetrahydrofuran	Ave	0.5465	0.5694		104	100	4.2	20.0	
Chloroform	Ave	2.413	2.368	0.2000	49.1	50.0	-1.9	20.0	
1,1,1-Trichloroethane	Ave	2.002	2.015	0.1000	50.3	50.0	0.7	20.0	
Cyclohexane	Ave	2.643	3.002	0.1000	56.8	50.0	13.6	20.0	
Carbon tetrachloride	Ave	1.683	1.675	0.1000	49.8	50.0	-0.4	20.0	
1,1-Dichloropropene	Ave	1.701	1.781		52.3	50.0	4.7	20.0	
Benzene	Ave	4.988	5.225	0.5000	52.4	50.0	4.8	20.0	
Isobutyl alcohol	Ave	0.0881	0.0856		1210	1250	-2.8	50.0	
1,2-Dichloroethane	Ave	1.931	1.959	0.1000	50.7	50.0	1.4	20.0	
n-Heptane	Ave	2.322	2.746		59.1	50.0	18.3	20.0	
Trichloroethene	Ave	1.337	1.363	0.2000	51.0	50.0	1.9	20.0	

FORM I
GC/MS SEMI VOA ORGANICS ANALYSIS DATA SHEET

Lab Name: Eurofins Buffalo
Job No.: 480-202385-1
SDG No.:
Client Sample ID:
Lab Sample ID: MB 480-645142/1-A
Matrix: Solid
Lab File ID: X241829993.d
Analysis Method: 8270D
Date Collected:
Extract. Method: 3550C
Date Extracted: 10/12/2022 15:54
Sample wt/vol: 30.67(g)
Date Analyzed: 10/13/2022 13:06
Con. Extract Vol.: 1(mL)
Dilution Factor: 1
Injection Volume: 1(uL)
GC Column: RXI-5Sil MS ID: 0.25(mm)
% Moisture: % Solids:
GPC Cleanup:(Y/N) N
Cleanup Factor:
Level: (low/med) Low
Analysis Batch No.: 645246
Units: ug/Kg

CAS NO.	COMPOUND NAME	RESULT	Q	RL	MDL
191-24-2	Benzo[g,h,i]perylene	170	U	170	18
207-08-9	Benzo[k]fluoranthene	170	U	170	22
92-52-4	Biphenyl	170	U	170	24
108-60-1	bis (2-chloroisopropyl) ether	170	U	170	33
111-91-1	Bis(2-chloroethoxy)methane	170	U	170	35
111-44-4	Bis(2-chloroethyl)ether	170	U	170	22
117-81-7	Bis(2-ethylhexyl) phthalate	170	U	170	57
85-68-7	Butyl benzyl phthalate	170	U	170	27
105-60-2	Caprolactam	170	U	170	50
86-74-8	Carbazole	170	U	170	20
218-01-9	Chrysene	170	U	170	37
53-70-3	Dibenz(a,h)anthracene	170	U	170	29
132-64-9	Dibenzofuran	170	U	170	20
84-66-2	Diethyl phthalate	73.1	J	170	22
131-11-3	Dimethyl phthalate	170	U	170	20
84-74-2	Di-n-butyl phthalate	170	U	170	28
117-84-0	Di-n-octyl phthalate	170	U	170	20
206-44-0	Fluoranthene	170	U	170	18
86-73-7	Fluorene	170	U	170	20
118-74-1	Hexachlorobenzene	170	U	170	22
87-68-3	Hexachlorobutadiene	170	U	170	24
77-47-4	Hexachlorocyclopentadiene	170	U	170	22
67-72-1	Hexachloroethane	170	U	170	22
193-39-5	Indeno[1,2,3-cd]pyrene	170	U	170	21
78-59-1	Isophorone	170	U	170	35
91-20-3	Naphthalene	170	U	170	22
98-95-3	Nitrobenzene	170	U	170	19
621-64-7	N-Nitrosodi-n-propylamine	170	U	170	28
86-30-6	N-Nitrosodiphenylamine	170	U	170	130
87-86-5	Pentachlorophenol	320	U	320	170
85-01-8	Phenanthrene	170	U	170	24
108-95-2	Phenol	170	U	170	25

FORM X
IDENTIFICATION SUMMARY

Lab Name: Eurofins Buffalo Job No.: 480-202385-1

SDG No.:

Client Sample ID: SSWNW-2 Lab Sample ID: 480-202385-1

Instrument ID (1): HP6890-25 Instrument ID (2): HP6890-25

Date Analyzed (1): 10/11/2022 13:27 Date Analyzed (2): 10/11/2022 13:27

GC Column (1): RTX-CLPI ID: 0.53(mm) GC Column (2): RTX-CLPII ID: 0.53(mm)

ANALYTE	COL	PEAK	RT	RT WINDOW		CONCENTRATION		RPD
				FROM	TO	PEAK	MEAN	
4,4'-DDE	1		4.43	4.42	4.48	16		112.3
	2		5.46	5.40	5.46	4.4		
4,4'-DDT	1		5.33	5.31	5.37	5.6		5.4
	2		6.35	6.33	6.39	5.9		
Methoxychlor	1		5.86	5.82	5.88	4.9		67.5
	2		7.03	7.02	7.08	10		

FORM I
PESTICIDES ORGANICS ANALYSIS DATA SHEET

Lab Name: Eurofins Buffalo
Job No.: 480-202385-1
SDG No.:
Client Sample ID:
Lab Sample ID: MB 480-644637/1-A
Matrix: Solid
Lab File ID: 25_62-374.D
Analysis Method: 8081B
Date Collected:
Extraction Method: 3550C
Date Extracted: 10/10/2022 07:43
Sample wt/vol: 30.32(g)
Date Analyzed: 10/11/2022 12:28
Con. Extract Vol.: 10(mL)
Dilution Factor: 1
Injection Volume: 1(uL)
GC Column: RTX-CLPI
ID: 0.53(mm)
% Moisture:
% Solids:
GPC Cleanup:(Y/N) N
Cleanup Factor:
Analysis Batch No.: 644785
Units: ug/Kg

CAS NO.	COMPOUND NAME	RESULT	Q	RL	MDL
72-54-8	4,4'-DDD	1.7	U	1.7	0.32
72-55-9	4,4'-DDE	1.7	U	1.7	0.35
50-29-3	4,4'-DDT	1.7	U	1.7	0.39
309-00-2	Aldrin	1.7	U	1.7	0.41
319-84-6	alpha-BHC	1.7	U	1.7	0.30
319-85-7	beta-BHC	1.7	U	1.7	0.30
5103-71-9	cis-Chlordane	1.7	U	1.7	0.82
319-86-8	delta-BHC	0.397	U	1.7	0.31
60-57-1	Dieldrin	1.7	U	1.7	0.40
959-98-8	Endosulfan I	1.7	U	1.7	0.32
33213-65-9	Endosulfan II	1.7	U	1.7	0.30
1031-07-8	Endosulfan sulfate	1.7	U	1.7	0.31
72-20-8	Endrin	1.7	U	1.7	0.33
7421-93-4	Endrin aldehyde	1.7	U	1.7	0.42
53494-70-5	Endrin ketone	1.7	U	1.7	0.41
58-89-9	gamma-BHC (Lindane)	1.7	U	1.7	0.30
76-44-8	Heptachlor	1.7	U	1.7	0.36
1024-57-3	Heptachlor epoxide	1.7	U	1.7	0.43
72-43-5	Methoxychlor	1.7	U	1.7	0.34
8001-35-2	Toxaphene	17	U	17	9.6
5103-74-2	trans-Chlordane	1.7	U	1.7	0.52

CAS NO.	SURROGATE	%REC	Q	LIMITS
2051-24-3	DCB Decachlorobiphenyl	94		45-120
877-09-8	Tetrachloro-m-xylene	67		30-124

3-IN
METHOD BLANK
METALS

Lab Name: Eurofins Buffalo Job No.: 480-202385-1

SDG No.:

Concentration Units: mg/Kg Lab Sample ID: MB 480-644466/1-A

Instrument Code: ICAP2 Batch No.: 645066

CAS No.	Analyte	Concentration	C	Q	Method
7429-90-5	Aluminum	10.0	U		6010C
7440-36-0	Antimony	15.0	U		6010C
7440-38-2	Arsenic	2.0	U		6010C
7440-39-3	Barium	0.50	U		6010C
7440-41-7	Beryllium	0.20	U		6010C
7440-43-9	Cadmium	0.20	U		6010C
7440-70-2	Calcium	50.1	U		6010C
7440-47-3	Chromium	0.50	U		6010C
7440-48-4	Cobalt	0.50	U		6010C
7440-50-8	Copper	1.0	U		6010C
7439-89-6	Iron	10.0	U		6010C
7439-92-1	Lead	1.0	U		6010C
7439-95-4	Magnesium	20.0	U		6010C
7439-96-5	Manganese	0.20	U		6010C
7440-02-0	Nickel	5.0	U		6010C
7440-09-7	Potassium	30.1	U		6010C
7782-49-2	Selenium	4.0	U		6010C
7440-22-4	Silver	0.60	U		6010C
7440-23-5	Sodium	140	U		6010C
7440-28-0	Thallium	6.0	U		6010C
7440-62-2	Vanadium	0.50	U		6010C
7440-66-6	Zinc	1.08	J		6010C

5A-IN
MATRIX SPIKE SAMPLE RECOVERY
METALS

Client ID: SSWNW-2 MS

Lab ID: 480-202385-1 MS

Lab Name: Eurofins Buffalo

Job No.: 480-202385-1

SDG No.:

Matrix: Solid

Concentration Units: mg/Kg

% Solids: 93.4

Analyte	SSR	C	Sample Result (SR)	C	Spike Added (SA)	%R	Control Limit %R	Q	Method
Aluminum	21180		13500		2070	369	75-125	4	6010C
Antimony	22.49		15.7	U	41.4	54	75-125	F1	6010C
Arsenic	40.97		3.7		41.5	90	75-125		6010C
Barium	134.1		78.4		41.4	135	75-125	F1	6010C
Beryllium	36.36		0.55		41.4	87	75-125		6010C
Cadmium	37.14		0.24		41.4	89	75-125		6010C
Calcium	47980		44300		2070	180	75-125	4	6010C
Chromium	55.93		16.4		41.4	96	75-125		6010C
Cobalt	50.40		7.3		41.4	104	75-125		6010C
Copper	51.33		13.0		41.4	93	75-125		6010C
Iron	18340		16200		2070	101	75-125	4	6010C
Lead	65.83		21.2		41.5	108	75-125		6010C
Magnesium	21030		17500		2070	172	75-125	4	6010C
Manganese	424.6		406		41.4	46	75-125	4	6010C
Nickel	58.99		17.4		41.4	101	75-125		6010C
Potassium	7979		3360		2070	223	75-125	F1	6010C
Selenium	37.03		0.66	J	41.4	88	75-125		6010C
Silver	8.87		0.63	U	10.3	86	75-125		6010C
Sodium	2065		199		2070	90	75-125		6010C
Thallium	40.00		6.3	U	41.4	97	75-125		6010C
Vanadium	70.86		26.6		41.5	107	75-125		6010C
Zinc	100.3		68.1		41.4	78	75-125		6010C

SSR = Spiked Sample Result

Calculations are performed before rounding to avoid round-off errors in calculated results.
Note - Results and Reporting Limits have been adjusted for dry weight.

FORM VA - IN

5A-IN
MATRIX SPIKE DUPLICATE SAMPLE RECOVERY
METALS

Client ID: SSWNW-2 MSD

Lab ID: 480-202385-1 MSD

Lab Name: Eurofins Buffalo

Job No.: 480-202385-1

SDG No.:

Matrix: Solid

Concentration Units: mg/Kg

% Solids: 93.4

Analyte	(SDR) C		Spike Added (SA)	%R	Control Limit %R	RPD	RPD Limit	Q	Method
Aluminum	21350		2090	374	75-125	1	20	4	6010C
Antimony	23.45		41.7	56	75-125	4	20	F1	6010C
Arsenic	41.52		41.8	90	75-125	1	20		6010C
Barium	139.4		41.7	146	75-125	4	20	F1	6010C
Beryllium	37.30		41.7	88	75-125	3	20		6010C
Cadmium	37.79		41.7	90	75-125	2	20		6010C
Calcium	51050		2090	325	75-125	6	20	4	6010C
Chromium	56.85		41.7	97	75-125	2	20		6010C
Cobalt	52.08		41.7	107	75-125	3	20		6010C
Copper	52.04		41.7	93	75-125	1	20		6010C
Iron	18550		2090	111	75-125	1	20	4	6010C
Lead	65.57		41.8	106	75-125	0	20		6010C
Magnesium	23220		2090	276	75-125	10	20	4	6010C
Manganese	477.5		41.7	172	75-125	12	20	4	6010C
Nickel	59.36		41.7	101	75-125	1	20		6010C
Potassium	8112		2090	227	75-125	2	20	F1	6010C
Selenium	37.30		41.7	88	75-125	1	20		6010C
Silver	9.10		10.4	87	75-125	3	20		6010C
Sodium	2136		2090	93	75-125	3	20		6010C
Thallium	40.64		41.7	97	75-125	2	20		6010C
Vanadium	72.27		41.8	109	75-125	2	20		6010C
Zinc	100.9		41.7	78	75-125	1	20		6010C

SDR = Sample Duplicate Result

Calculations are performed before rounding to avoid round-off errors in calculated results.
Note - Results and Reporting Limits have been adjusted for dry weight.

FORM VD - IN

8-IN
ICP-AES AND ICP-MS SERIAL DILUTIONS
METALS

Lab ID: 480-202385-1

SDG No:

Lab Name: Eurofins Buffalo Job No: 480-202385-1

Matrix: Solid Concentration Units: mg/Kg

Analyte	Initial Sample Result (I)	C	Serial Dilution Result (S)	C	% Difference	Q	Method
Aluminum	13500		12640		6.7		6010C
Antimony	15.7	U	78.7	U	NC		6010C
Arsenic	3.7		3.39	J	NC		6010C
Barium	78.4		75.17		4.2		6010C
Beryllium	0.55		0.577	J	NC		6010C
Cadmium	0.24		0.231	J	NC		6010C
Calcium	44300		43480		1.8		6010C
Chromium	16.4		15.82		3.6		6010C
Cobalt	7.3		6.12		17	V	6010C
Copper	13.0		11.41		12	V	6010C
Iron	16200		15870		2.3		6010C
Lead	21.2		16.49		22	V	6010C
Magnesium	17500		16450		5.8		6010C
Manganese	406		399.4		1.5		6010C
Nickel	17.4		14.52	J	16	V	6010C
Potassium	3360		3016		10		6010C
Selenium	0.66	J	21.0	U	NC		6010C
Silver	0.63	U	3.1	U	NC		6010C
Sodium	199		186.4	J	NC		6010C
Thallium	6.3	U	31.5	U	NC		6010C
Vanadium	26.6		25.04		5.8		6010C
Zinc	68.1		70.53		3.5		6010C

Calculations are performed before rounding to avoid round-off errors in calculated results.

FORM VIII-IN

Appendix C

Validator Qualifications

KENNETH R. APPLIN
Geochemist/Data Validator

Ph.D., Geochemistry and Mineralogy, The Pennsylvania State University

M.S., Geochemistry and Mineralogy, The Pennsylvania State University

B.A., Geological Sciences, SUNY at Geneseo, NY

Dr. Applin has over 35 years of experience working with the geochemistry of natural waters. His prior experience includes working as an Assistant Professor of Geology at the University of Missouri-Columbia and as Chief Hydrogeologist and Geochemist with a leading engineering firm in Rochester, NY. In 1993, he established KR Applin and Associates, a small consulting business that focuses on the geochemistry of natural waters, especially as applied to problems involving the contamination of groundwater and surface water.

Dr. Applin is also an experienced analytical data validator and has provided data validation services since 1994 to a variety of clients performing brownfield cleanup projects, hazardous waste remediation, groundwater monitoring at solid waste facilities, and other projects requiring third-party data validation. Dr. Applin has several years of hands-on experience with the laboratory analysis of natural waters and has successfully completed the USEPA Region II certification courses for performing inorganic and organic analytical data validation.

MICHAEL K. PERRY
Chemist/Data Validator

B.S. Chemistry, Georgia State University, Atlanta, GA

A.A.S., Chemical Technology, Alfred State College, Alfred, NY

Mr. Perry has over 30 years of experience in the analytical laboratory business. During his early career, he spent several years as a laboratory analyst performing the analysis of soil, water, and air samples for inorganic and organic chemical parameters. During his last 20 years in the environmental laboratory business, he managed and directed two major analytical laboratories in Rochester, NY. His management responsibilities included oversight of the daily operations of the lab, staff training and supervision, the selection, purchase, and maintenance of analytical instruments, the introduction of new laboratory methods, analytical quality assurance and quality control, data acquisition and management, and other business-related activities.

Mr. Perry has an extensive working knowledge of the methods and procedures used for sampling and analyzing both inorganic and organic analytes in soil, water, and air. He is an accomplished laboratory chemist and is familiar with the analytical methods and procedures established under the USEPA Contract Laboratory Protocols (CLP), the NYSDEC Analytical Services Protocols (ASP), and the NYSDOH Environmental Laboratory Approval Program (ELAP).

APPENDIX I

BCA AMENDMENT – SURVEY CORRECTION TO PARCEL SIZE

BRYDGES ENGINEERING
IN ENVIRONMENT AND ENERGY, DPC

Site Code: C915363

NEW YORK STATE OF OPPORTUNITY | Department of Environmental Conservation

BROWNFIELD CLEANUP PROGRAM (BCP) APPLICATION TO AMEND BROWNFIELD CLEANUP AGREEMENT AND AMENDMENT

PART I. BROWNFIELD CLEANUP AGREEMENT AMENDMENT APPLICATION

1. Check the appropriate box(es) below based on the nature of the amendment modification requested:

☐ Amendment to modify the existing BCA: [check one or more boxes below]

- ☐ Add applicant(s)
- ☐ Substitute applicant(s)
- ☐ Remove applicant(s)
- ☐ Change in Name of applicant(s)

☐ Amendment to reflect a transfer of title to all or part of the brownfield site

1a. A copy of the recorded deed must be provided. Is this attached? ☐ Yes ☐ No

1b. ☐Change in ownership ☐ Additional owner (such as a beneficial owner)

If yes, pursuant to 6 NYCRR Part 375-1.11(d), a Change of Use form should have been previously submitted. If not, please submit this form with this Amendment. See http://www.dec.ny.gov/chemical/76250.html

☑ Amendment to modify description of the property(ies) listed in the existing Brownfield Cleanup Agreement [*Complete Sections I and V below and Part II*]

☐ Amendment to Expand or Reduce property boundaries of the property(ies) listed in the existing Brownfield Cleanup Agreement [*Complete Section I and V below and Part II*]

☐ **Sites in Bronx, Kings, New York, Queens, or Richmond counties ONLY:** Amendment to request determination that the site is eligible for the tangible property credit component of the brownfield redevelopment tax credit. Please answer questions on the supplement at the end of the form.

☐ Other (explain in detail below)

2. Required: Please provide a brief narrative on the nature of the amendment:

Amendment to Site property description is required as a result of survey correction from initial survey (submitted to DEC with BCP application) and updated survey performed in 2021. Total area has decreased by 0.10 acres - from 1.96 acres to 1.86 acres. See Parcel/Lot# 2 on provided survey.

Updated survey and updated property description are included with this Amendment.

Please refer to the attached instructions for guidance on filling out this application

Submission of a full BCP application will be required should this application be determined to be a major amendment. If the amendment involves a non-insignificant change in acreage, applicants are encouraged to consult with the DEC project team prior to submitting this application.

Section I. Current Agreement Information		
BCP SITE NAME: Former Pilgrim Village Senior Apartments	BCP SITE NUMBER: C915363	
NAME OF CURRENT APPLICANT(S): SSA EVI MC SENIOR, LLC		
INDEX NUMBER OF AGREEMENT: C915363-09-20	DATE OF ORIGINAL AGREEMENT: 11/2/20	

Section II. New Requestor Information (complete only if adding new requestor or name has changed)		
NAME		
ADDRESS		
CITY/TOWN		ZIP CODE
PHONE	FAX	E-MAIL

1. Is the requestor authorized to conduct business in New York State (NYS)? ☐ Yes ☐ No

- If the requestor is a Corporation, LLC, LLP or other entity requiring authorization from the NYS Department of State to conduct business in NYS, the requestor's name must appear, exactly as given above, in the NYS Department of State's (DOS) Corporation & Business Entity Database. A print-out of entity information from the DOS database must be submitted to DEC with the application, to document that the applicant is authorized to do business in NYS.

NAME OF NEW REQUESTOR'S REPRESENTATIVE		
ADDRESS		
CITY/TOWN		ZIP CODE
PHONE	FAX	E-MAIL
NAME OF NEW REQUESTOR'S CONSULTANT (if applicable)		
ADDRESS		
CITY/TOWN		ZIP CODE
PHONE	FAX	E-MAIL
NAME OF NEW REQUESTOR'S ATTORNEY (if applicable)		
ADDRESS		
CITY/TOWN		ZIP CODE
PHONE	FAX	E-MAIL

2. Requestor must submit proof that the party signing this Application and Amendment has the authority to bind the Requestor. This would be documentation from corporate organizational papers, which are updated, showing the authority to bind the corporation, or a Corporate Resolution showing the same, or an Operating Agreement or Resolution for an LLC. Is this proof attached? ☐ Yes ☐ No

3. Describe Requestor's Relationship to Existing Applicant:

Section III. Current Property Owner/Operator Information (only include if new owner/operator) Owner below is: ☐ Existing Applicant ☐ New Applicant ☐ Non-Applicant		
OWNER'S NAME (if different from requestor)		
ADDRESS		
CITY/TOWN		ZIP CODE
PHONE	FAX	E-MAIL
OPERATOR'S NAME (if different from requestor or owner)		
ADDRESS		
CITY/TOWN		ZIP CODE
PHONE	FAX	E-MAIL

Section IV. Eligibility Information for New Requestor (Please refer to ECL § 27-1407 for more detail)

If answering "yes" to any of the following questions, please provide an explanation as an attachment.

1. Are any enforcement actions pending against the requestor regarding this site? ☐Yes ☐No
2. Is the requestor presently subject to an existing order for the investigation, removal or remediation relating to contamination at the site? ☐Yes ☐No
3. Is the requestor subject to an outstanding claim by the Spill Fund for this site? ☐Yes ☐No
   Any questions regarding whether a party is subject to a spill claim should be discussed with the Spill Fund Administrator.
4. Has the requestor been determined in an administrative, civil or criminal proceeding to be in violation of i) any provision of the subject law; ii) any order or determination; iii) any regulation implementing ECL Article 27 Title 14; or iv) any similar statute, regulation of the state or federal government? If so, provide an explanation on a separate attachment. ☐Yes ☐No
5. Has the requestor previously been denied entry to the BCP? If so, include information relative to the application, such as name, address, Department assigned site number, the reason for denial, and other relevant information. ☐Yes ☐No
6. Has the requestor been found in a civil proceeding to have committed a negligent or intentionally tortious act involving the handling, storing, treating, disposing or transporting of contaminants? ☐Yes ☐No
7. Has the requestor been convicted of a criminal offense i) involving the handling, storing, treating, disposing or transporting of contaminants; or ii) that involves a violent felony, fraud, bribery, perjury, theft, or offense against public administration (as that term is used in Article 195 of the Penal Law) under federal law or the laws of any state? ☐Yes ☐No
8. Has the requestor knowingly falsified statements or concealed material facts in any matter within the jurisdiction of the Department, or submitted a false statement or made use of or made a false statement in connection with any document or application submitted to the Department? ☐Yes ☐No
9. Is the requestor an individual or entity of the type set forth in ECL 27-1407.9(f) that committed an act or failed to act, and such act or failure to act could be the basis for denial of a BCP application? ☐Yes ☐No
10. Was the requestor's participation in any remedial program under DEC's oversight terminated by DEC or by a court for failure to substantially comply with an agreement or order? ☐Yes ☐No
11. Are there any unregistered bulk storage tanks on-site which require registration? ☐Yes ☐No

THE NEW REQUESTOR MUST CERTIFY THAT IT IS EITHER A PARTICIPANT OR VOLUNTEER IN ACCORDANCE WITH ECL §27-1405 (1) BY CHECKING ONE OF THE BOXES BELOW:	
☐ PARTICIPANT A requestor who either 1) was the owner of the site at the time of the disposal of contamination or 2) is otherwise a person responsible for the contamination, unless the liability arises solely as a result of ownership, operation of, or involvement with the site subsequent to the disposal of contamination.	☐ VOLUNTEER A requestor other than a participant, including a requestor whose liability arises solely as a result of ownership, operation of or involvement with the site subsequent to the disposal of hazardous waste or discharge of petroleum. NOTE: By checking this box, a requestor whose liability arises solely as a result of ownership, operation of or involvement with the site certifies that he/she has exercised appropriate care with respect to the hazardous waste found at the facility by taking reasonable steps to: i) stop any continuing discharge; ii) prevent any threatened future release; iii) prevent or limit human, environmental, or natural resource exposure to any previously released hazardous waste. **If a requestor whose liability arises solely as a result of ownership, operation of or involvement with the site, submit a statement describing why you should be considered a volunteer – be specific as to the appropriate care taken.**

12. Requestor's Relationship to Property (check one):

☐ Prior Owner ☐ Current Owner ☐ Potential /Future Purchaser ☐ Other_____

13. If requestor is not the current site owner, **proof of site access sufficient to complete the remediation must be submitted**. Proof must show that the requestor will have access to the property before signing the BCA and throughout the BCP project, including the ability to place an easement on the site Is this proof attached? ☐ Yes ☐ No

Note: a purchase contract does not suffice as proof of access.

Section V. Property description and description of changes/additions/reductions (if applicable)

1. Property information on current agreement:

ADDRESS 951 Ellicott Street

CITY/TOWN Buffalo, New York ZIP CODE 14209

TAX BLOCK AND LOT (SBL) TOTAL ACREAGE OF CURRENT SITE: 1.96a

Parcel Address	Section No.	Block No.	Lot No.	Acreage
951 Ellicott Street	100.71	3	1.11	1.96a

2. Check appropriate boxes below:

☐ Addition of property (may require additional citizen participation depending on the nature of the expansion – see attached instructions)

2a. PARCELS ADDED:

Parcel Address	Section No.	Block No.	Lot No.	Acreage Added by Parcel

Total acreage to be added: _____

☑ Reduction of property

2b. PARCELS REMOVED:

Parcel Address	Section No.	Block No.	Lot No.	Acreage Removed by Parcel
no new parcel - survey reading correction (PART OF)	100.71	3	1.11	.10a

Total acreage to be removed: .10a

☐ Change to SBL (e.g. merge, subdivision, address change)

2c. NEW SBL INFORMATION:

Parcel Address	Section No.	Block No.	Lot No.	Acreage

If requesting to modify a metes and bounds description or requesting changes to the boundaries of a site, please attach a revised metes and bounds description, survey, or acceptable site map to this application.

3. TOTAL REVISED SITE ACREAGE: 1.86a

Site Code: C915363

Supplement to the Application To Amend Brownfield Cleanup Agreement And Amendment - Questions for Sites Seeking Tangible Property Credits in New York City ONLY.

Property is in Bronx, Kings, New York, Queens, or Richmond counties.	☐ Yes ☐ No
Requestor seeks a determination that the site is eligible for the tangible property credit component of the brownfield redevelopment tax credit.	☐ Yes ☐ No
Please answer questions below and provide documentation necessary to support answers.	
1. Is at least 50% of the site area located within an environmental zone pursuant to Tax Law 21(6)? Please see DEC's website for more information.	☐ Yes ☐ No
2. Is the property upside down as defined below?	☐ Yes ☐ No

From ECL 27-1405(31):

"Upside down" shall mean a property where the projected and incurred cost of the investigation and remediation which is protective for the anticipated use of the property equals or exceeds seventy-five percent of its independent appraised value, as of the date of submission of the application for participation in the brownfield cleanup program, developed under the hypothetical condition that the property is not contaminated.

3. Is the project an affordable housing project as defined below? ☐ Yes ☐ No

From 6 NYCRR 375- 3.2(a) as of August 12, 2016:

(a) "Affordable housing project" means, for purposes of this part, title fourteen of article twenty seven of the environmental conservation law and section twenty-one of the tax law only, a project that is developed for residential use or mixed residential use that must include affordable residential rental units and/or affordable home ownership units.

(1) Affordable residential rental projects under this subdivision must be subject to a federal, state, or local government housing agency's affordable housing program, or a local government's regulatory agreement or legally binding restriction, which defines (i) a percentage of the residential rental units in the affordable housing project to be dedicated to (ii) tenants at a defined maximum percentage of the area median income based on the occupants' households annual gross income.

(2) Affordable home ownership projects under this subdivision must be subject to a federal, state, or local government housing agency's affordable housing program, or a local government's regulatory agreement or legally binding restriction, which sets affordable units aside for home owners at a defined maximum percentage of the area median income.

(3) "Area median income" means, for purposes of this subdivision, the area median income for the primary metropolitan statistical area, or for the county if located outside a metropolitan statistical area, as determined by the United States department of housing and urban development, or its successor, for a family of four, as adjusted for family size.

PART II. BROWNFIELD CLEANUP PROGRAM AMENDMENT

Existing Agreement Information	
BCP SITE NAME: Former Pilgrim Village Senior Apartments	BCP SITE NUMBER: C915363
NAME OF CURRENT APPLICANT(S): SSA EVI MC SENIOR, LLC	
INDEX NUMBER OF AGREEMENT: C915363-09-20	
EFFECTIVE DATE OF ORIGINAL AGREEMENT: 11/2/20	

Declaration of Amendment:

By the Requestor(s) and/or Applicant(s) signatures below, and subsequent signature by the Department, the above application to amend the Brownfield Cleanup Agreement described above is hereby approved. This Amendment is made in accordance with and subject to all of the BCA and all applicable guidance, regulations and state laws applicable thereto. All other substantive and procedural terms of the Agreement will remain unchanged and in full force and effect regarding the parties to the Agreement.

Nothing contained herein constitutes a waiver by the Department or the State of New York of any rights held in accordance with the Agreement or any applicable state and/or federal law or a release for any party from any obligations held under the Agreement or those same laws.

Statement of Certification and Signatures: New Requestor(s) (if applicable)

(Individual)

I hereby affirm that information provided on this form and its attachments is true and complete to the best of my knowledge and belief. I am aware that any false statement made herein is punishable as a Class A misdemeanor pursuant to section 210.45 of the Penal Law. My signature below constitutes the requisite approval for the amendment to the BCA Application, which will be effective upon signature by the Department.

Date: _____ Signature: _____

Print Name: _____

(Entity)

I hereby affirm that I am (title_____) of (entity_____); that I am authorized by that entity to make this application; that this application was prepared by me or under my supervision and direction; and that information provided on this form and its attachments is true and complete to the best of my knowledge and belief. I am aware that any false statement made herein is punishable as a Class A misdemeanor pursuant to Section 210.45 of the Penal Law.
_____ signature below constitutes the requisite approval for the amendment to the BCA Application, which will be effective upon signature by the Department.

Date: _____ Signature: _____

Print Name: _____

(Individual)

I hereby affirm that I am a party to the Brownfield Cleanup Agreement and/or Application referenced in Section I above and that I am aware of this Application for an Amendment to that Agreement and/or Application. My signature below constitutes the requisite approval for the amendment to the BCA Application, which will be effective upon signature by the Department.

Date:_____ Signature:_____

Print Name:_____

(Entity)

I hereby affirm that I am Vice President (title) of SAA EVI MC SENIOR, LLC (entity) which is a party to the Brownfield Cleanup Agreement and/or Application referenced in Section I above and that I am aware of this Application for an Amendment to that Agreement and/or Application. David ALexander's signature below constitutes the requisite approval for the amendment to the BCA Application, which will be effective upon signature by the Department.

Date: May 19, 2021 Signature: _____

Print Name: David Alexander

REMAINDER OF THIS AMENDMENT WILL BE COMPLETED SOLELY BY THE DEPARTMENT

Please see the following page for submittal instructions.
NOTE: Applications submitted in fillable format will be rejected.

Status of Agreement:

☐ PARTICIPANT A requestor who either 1) was the owner of the site at the time of the disposal of contamination or 2) is otherwise a person responsible for the contamination, unless the liability arises solely as a result of ownership, operation of, or involvement with the site subsequent to the disposal of contamination.	☐ VOLUNTEER A requestor other than a participant, including a requestor whose liability arises solely as a result of ownership, operation of or involvement with the site subsequent to the contamination.

Effective Date of the Original Agreement: 11/2/20

Signature by the Department:

DATED:

NEW YORK STATE DEPARTMENT OF ENVIRONMENTAL CONSERVATION

By:

_____

Michael J. Ryan, P.E., Director
Division of Environmental Remediation

SUBMITTAL INFORMATION:

- **Two (2)** copies, one hard copy with original signatures and one electronic copy in final, non-fillable Portable Document Format (PDF) must be sent to:

  Chief, Site Control Section
  New York State Department of Environmental Conservation
  Division of Environmental Remediation
  625 Broadway
  Albany, NY 12233-7020

- **NOTE: Applications submitted in fillable format will be rejected.**

FOR DEPARTMENT USE ONLY

BCP SITE T&A CODE:_____ **LEAD OFFICE:**_____

PROJECT MANAGER:_____

PILGRIM VILLAGE SUB LOT II
Job No. 8141
May 24, 2021

ALL THAT TRACT OR PARCEL OF LAND situate in the City of Buffalo, County of Erie, State of New York being part of Lot 30, Township 11, Range 8 of the Holland Land Company's Survey, bounded and described as follows;

COMMENCING at the intersection of the south line of Best Street (66.0 feet wide) with the west line of Michigan Avenue (66.0 feet wide):

THENCE: N 88°52'04" W, along the south line of Best Street a distance of 321.50 feet to the POINT OF BEGINNING;

THENCE: S 01°05'43" W, parallel with the west line of Michigan Avenue, a distance of 349.83 feet to a point;

THENCE: N 88°52'04" W, parallel with the south line of Best Street, a distance of 223.82 feet to a point on the southeast line of sub lot 1 as shown on a entitled "Campus Square Subdivision" filed in the Erie County Clerk's Office under map cover 3665;

THENCE: N 12°37'24" E, along said southeast line of said sub lot 1 a distance of 78.41 feet to the northeast corner of said sub lot 1;

THENCE: N 77°08'14" W, along the north line of said sub lot 1, a distance of 29.17 feet to a point;

THENCE: N 01°05'43" E, parallel with the west line of Michigan Avenue, a distance of 267.05 feet to the southerly line of Best Street;

THENCE: S 88°52'04" E, along the southerly line of Best Street, a distance of 236.71 feet to the POINT OR PLACE OF BEGINNING, containing 1.86 acres more or less.

kavinoky cook LLP

July 6, 2021

VIA FEDERAL EXPRESS

Kelly Lewandowski
Chief, Site Control Section
New York State Department of
Environmental Conservation
Division of Environmental Remediation
625 Broadway
Albany, New York 12233-1500

Re: NYS Brownfield Program
SAA EVI MC SENIOR, LLC
Site Name: Former Pilgrim Village Senior Apartments
Site No. C915363
BCA Index: C915363-09-20

Dear Ms. Lewandowski:

Enclosed please find one hard copy and one electronic copy of a Brownfield Cleanup Program Application to Amend Brownfield Cleanup Agreement and Amendment.

If you have any questions, please call me at (716) 845-6000.

Very truly yours,

KAVINOKY COOK LLP

Deborah J. Chadsey /ao

Deborah J. Chadsey

DJC/elf
Enclosure

cc: Jaspal Walia, Project Manager, NYS DEC

726 EXCHANGE STREET SUITE 800 BUFFALO, NY 14210
TEL 716.845.6000 FAX 716.845.6474

PILGRIM VILLAGE SUB LOT II
Job No. 8141
May 24, 2021

ALL THAT TRACT OR PARCEL OF LAND situate in the City of Buffalo, County of Erie, State of New York being part of Lot 30, Township 11, Range 8 of the Holland Land Company's Survey, bounded and described as follows;

COMMENCING at the intersection of the south line of Best Street (66.0 feet wide) with the west line of Michigan Avenue (66.0 feet wide):

THENCE: N 88°52'04" W, along the south line of Best Street a distance of 321.50 feet to the POINT OF BEGINNING;

THENCE: S 01°05'43" W, parallel with the west line of Michigan Avenue, a distance of 349.83 feet to a point;

THENCE: N 88°52'04" W, parallel with the south line of Best Street, a distance of 223.82 feet to a point on the southeast line of sub lot 1 as shown on a entitled "Campus Square Subdivision" filed in the Erie County Clerk's Office under map cover 3665;

THENCE: N 12°37'24" E, along said southeast line of said sub lot 1 a distance of 78.41 feet to the northeast corner of said sub lot 1;

THENCE: N 77°08'14" W, along the north line of said sub lot 1, a distance of 29.17 feet to a point;

THENCE: N 01°05'43" E, parallel with the west line of Michigan Avenue, a distance of 267.05 feet to the southerly line of Best Street;

THENCE: S 88°52'04" E, along the southerly line of Best Street, a distance of 236.71 feet to the POINT OR PLACE OF BEGINNING, containing 1.86 acres more or less.

NOTE: THIS SURVEY WAS PREPARED WITHOUT THE BENEFIT OF AN ABSTRACT OF TITLE.
● SET OR EX. 5/8" REBAR

NOTE: UNAUTHORIZED ALTERATION OR ADDITION TO THIS DOCUMENT IS A VIOLATION OF SECTION 7209 PROVISION 2 OF THE NEW YORK STATE EDUCATION LAW.

LEGEND

- ANTENNA/DISH
- BM BENCHMARK
- BOL BOLLARD
- CATCH BASIN
- CO CLEANOUT
- COMMUNICATIONS BOX
- COMMUNICATIONS MANHOLE
- CM COMMUNICATIONS MARKER
- CV COMMUNICATIONS VAULT
- CONIFEROUS SHRUB
- CONIFEROUS TREE
- CUT
- DECIDUOUS SHRUB
- DECIDUOUS TREE
- DRILL/AUGER HOLE
- ELECTRIC MANHOLE
- ELECCTRIC METER
- END SECTION
- FILLER CAPS
- FP FLAG POLE
- FLOOD LIGHT
- GM GAS LINE MARKER
- GAS MANHOLE
- GAS METER
- GSV GAS SERVICE VALVE
- GV GAS VALVE
- GUY WIRE
- HANDICAP PARKING
- HYD HYDRANT
- PROPERTY MONUMENT (AS DESCRIBED)
- LIGHT POLE
- MAILBOX
- MONUMENT AS DESCRIBED
- OM OIL LINE MARKER
- PHONE BOOTH
- PARKING METER
- POST POST
- PVT POWER VAULT
- RAILROAD CONTROL BOX
- SANITARY SEWER MANHOLE
- SCUPPER
- SIGN (SINGLE POLE)
- SIGN (DOUBLE POLE)
- SIGN (TRIPLE POLE)
- SIGNAL POLE
- SIGNAL POLE (WITH TRAFFIC UTILITY BOX)
- STORM SEWER MANHOLE
- TRAFFIC CONTROL BOX
- TRAFFIC PULLBOX
- UNKNOWN MANHOLE
- UTILITY BOX
- UTILITY POLE
- UTILITY POLE WITH LIGHT

0 30 60 90
SCALE: 1" = 30'

UTILITIES

THE UNDERGROUND UTILITIES SHOWN HAVE BEEN LOCATED FROM FIELD SURVEY INFORMATION AND EXISTING RECORD DRAWINGS PROVIDED TO THE SURVEYOR. THE SURVEYOR MAKES NO GUARANTEE THAT THE UNDERGROUND UTILITIES SHOWN COMPRISE ALL SUCH UTILITIES IN THE AREA, EITHER IN SERVICE OR ABANDONED. ADDITIONAL BURIED UTILITIES/STRUCTURES MAY BE ENCOUNTERED. NO EXCAVATIONS WERE MADE DURING THE PROGRESS OF THIS SURVEY TO SUBSTANTIATE BURIED UTILITIES AND STRUCTURES. THE SURVEYOR FURTHER DOES NOT WARRANT THAT THE UNDERGROUND UTILITIES SHOWN ARE IN THE EXACT LOCATION INDICATED, ALTHOUGH HE DOES CERTIFY THAT THEY ARE LOCATED AS ACCURATELY AS POSSIBLE FROM INFORMATION AVAILABLE. BEFORE EXCAVATIONS ARE BEGUN, THE APPROPRIATE AGENCIES SHOULD BE CONTACTED FOR VERIFICATION OF UTILITY TYPE AND FOR FIELD LOCATIONS.

DATE	REVISION/TYPE
8/31/20	REVISED LOT SIZES

STATE OF NEW YORK · MICHAEL J. ADDISS · 050401 · LICENSED LAND SURVEYOR

TOTAL SUBDIVISION LOT AREA = 11.31± ACRES

NOTES

1. VERTICAL CONTROL BASED UPON CITY OF BUFFALO DATUM
2. HORIZONTAL CONTROL GPS DERIVED NAD '83 (2011), NY WEST ZONE TRUE NORTH 78°35' MERIDIAN OF WEST LONGITUDE

PRELIMINARY PLAT
PART OF LOT 30, TOWNSHIP 11, RANGE 8
HOLLAND LAND SURVEY
CITY OF BUFFALO, ERIE COUNTY, NEW YORK

GPI ENGINEERING, LANDSCAPE ARCHITECTURE & SURVEYING, LLP
ENGINEERING • SURVEYING • LANDSCAPE ARCHITECTURE
4950 GENESEE STREET, SUITE 100
BUFFALO, NEW YORK 14225
(716) 633-4844 FAX 633-4940

Job No. 8260 Date: JUNE 1, 2020
Scale: 1" = 30' TAX No. 100.71-3-1.11 & 1.12

APPENDIX J

NYSDEC CONFIRMATION E-MAILS

BRYDGES ENGINEERING
IN ENVIRONMENT AND ENERGY, DPC

FW: Pilgrim Village Stone

Libby Broderick <lbroderick@be3corp.com>
Tue 11/29/2022 7:23 AM

To: John Berry <jberry@be3corp.com>;Jason Brydges <jbrydges@be3corp.com>;Peter Gorton <pgorton@be3corp.com>

This was the understanding going into the project. The source of the stone, not the size was what Jaspal told us to submit on. See below.

Libby Broderick
Field Technician

The picture can't be displayed.

960 Busti Avenue, Suite B-150
Buffalo, New York, 14213

Cell: 716.545.2143

be3corp.com

From: Walia, Jaspal (DEC) <jaspal.walia@dec.ny.gov>
Sent: Tuesday, February 22, 2022 8:59:14 AM
To: Jason Brydges <jbrydges@be3corp.com>
Cc: Libby Broderick <lbroderick@be3corp.com>
Subject: RE: Pilgrim Village Stone

CAUTION: This email originated from outside of the organization.

Every time the source of import material changes, a new form is required. Thanks.

From: Jason Brydges <jbrydges@be3corp.com>
Sent: Monday, February 21, 2022 2:42 PM
To: Walia, Jaspal (DEC) <jaspal.walia@dec.ny.gov>
Cc: Libby Broderick <lbroderick@be3corp.com>
Subject: FW: Pilgrim Village Stone

ATTENTION: This email came from an external source. Do not open attachments or click on links from unknown senders or unexpected emails.

Jaspal. See attached for additional information regarding imported stone. Please let me know this is ok, or if new form is required. This is second stone location should supply issues arise. Quantities have not changed.

Jason M. Brydges, P.E. MS/MBA
President

BRYDGES ENGINEERING
IN ENVIRONMENT AND ENERGY, DPC

960 Busti Avenue, Suite B-150
Buffalo, New York, 14213

Office: 716.249.6880
Direct: 716.362.6533
Cell: 716.830.8636

be3corp.com

FW: Sample Confirmation Table Pilgrim Village Senior

Libby Broderick <lbroderick@be3corp.com>
Mon 12/12/2022 10:26 AM
To: John Berry <jberry@be3corp.com>;Jason Brydges <jbrydges@be3corp.com>
Here us the email from Ben regarding SC3 and SD 10.

Libby Broderick
Field Technician

BRYDGES ENGINEERING
IN ENVIRONMENT AND ENERGY, DPC

960 Busti Avenue, Suite B-150
Buffalo, New York, 14213

Cell: 716.545.2143

be3corp.com

From: Mcpherson, Benjamin J (DEC)
Sent: Tuesday, May 3, 2022 2:26 PM
To: Libby Broderick
Cc: Jason Brydges; John Berry; Mcpherson, Benjamin J (DEC); Caprio, Andrea (DEC)
Subject: RE: Sample Confirmation Table Pilgrim Village Senior

CAUTION: This email originated from outside of the organization.

Libby,

To follow up on our conversation, it is acceptable to me if the minor exceedance of lead (at 66.1 ppm) in grid location SC-3 and of zinc (125 ppm) in grid SD-10 remain in place at the site. These exceedances are only slightly above the unrestricted SCOs, would not be expected to migrate in the subsurface, and will be below the future development at the site.

Please note that this determination could change if the concentrations significantly increase or if other analytes not contained in the draft Excel table present a concern when the full lab report and data validation is provided to the Department.

If you have any further questions regarding this please contact me.

Thanks,
Ben

Benjamin McPherson, P.E.
(he/him/his)
Professional Engineer 1 (Environmental), Division of Environmental Remediation

RE: Pilgrim Senior Sample Results

From: Sydney Deck sdeck@be3corp.com
To: Mcpherson, Benjamin J (DEC) benjamin.mcpherson@dec.ny.gov, Jason Brydges jbrydges@be3corp.com, Dalton Stack dstack@be3corp.com
Date: Fri, Jun 24, 2022, 11:02 AM

Good Morning Ben -

We received the results from our most recent confirmatory soil sampling for Senior and are hoping to start backfilling today. All contaminants from all 11 samples passed except for one contaminant from one sample (A2), which failed for 4,4'-DDD. The unrestricted SCO is 0.0033 mg/Kg while the sample result is 0.0049 mg/Kg. Since this discrepancy is 0.0016, can you make an exception and allow this section to be backfilled? It should be noted that the Residential SCO for this contaminant is 2.9 mg/kg. It is our opinion that this pesticide exceedance at 6 feet bgs is relatively insignificant considering the goals we are trying to achieve.

Let me know what you think! Thanks!

Sydney

Sydney Deck
Environmental Scientist

Out of Office

960 Busti Avenue, Suite B-150
Buffalo, New York, 14213

Office: 716.249.6880
Direct: 716.846.1095
Cell: 716.308.0011

be3corp.com

From: Mcpherson, Benjamin J (DEC) benjamin.mcpherson@dec.ny.gov
To: Sydney Deck sdeck@be3corp.com, Jason Brydges jbrydges@be3corp.com, Dalton Stack dstack@be3corp.com
Date: Fri, Jun 24, 2022, 11:10 AM

CAUTION: This email originated from outside of the organization.

Sydney, can you provide an updated table and figure for the locations?

Thanks,
Ben

From: Sydney Deck sdeck@be3corp.com
To: Mcpherson, Benjamin J (DEC) benjamin.mcpherson@dec.ny.gov, Jason Brydges jbrydges@be3corp.com, Dalton Stack dstack@be3corp.com
Date: Fri, Jun 24, 2022, 11:30 AM

Sure, let me update all the data for it and I'll get it back to you.

Sydney Deck
Environmental Scientist

Out of Office

960 Busti Avenue, Suite B-150
Buffalo, New York, 14213

Office: 716.249.6880
Direct: 716.846.1095
Cell: 716.308.0011

be3corp.com

From: Sydney Deck sdeck@be3corp.com
To: Mcpherson, Benjamin J (DEC) benjamin.mcpherson@dec.ny.gov, Jason Brydges jbrydges@be3corp.com, Dalton Stack dstack@be3corp.com
Date: Fri, Jun 24, 2022, 2:03 PM
pilgrim senior sampling grid.pdf 1.2 MB
Sample Confirmation Table Pilgrim Village Senior DEC.pdf 106 KB

Ben –

Here is the updated table and figure for the Pilgrim Senior site. The sample SA2 is the specific location we requested. After further review, there were a few very minor nickel exceedances in other samples (not the DDD sample). Because of the unusual occurrence we've asked the lab to reanalyze for nickel on these. In the end, we would ask that you consider accepting these samples for backfill as they are only slightly above

the unrestricted SCOs, would not be expected to migrate, and would be significantly below the future development at the site.

The key for the figure as well is :
Green = Pass
Yellow = Pending
Blue = Not dug out
Red = Fail

Thanks again Ben,

Sydney Deck
Environmental Scientist

960 Busti Avenue, Suite B-150
Buffalo, New York, 14213

Office: 716.249.6880
Direct: 716.846.1095
Cell: 716.308.0011

be3corp.com

From: Mcpherson, Benjamin J (DEC) benjamin.mcpherson@dec.ny.gov
To: Sydney Deck sdeck@be3corp.com, Jason Brydges jbrydges@be3corp.com, Dalton Stack dstack@be3corp.com
Cc: Martin, Angela L (HEALTH) Angela.Martin@health.ny.gov
Date: Mon, Jun 27, 2022, 9:48 AM
Sample Confirmation Table Pilgrim Village Senior DEC.pdf 106 KB
pilgrim senior sampling grid.pdf 421 KB

CAUTION: This email originated from outside of the organization.

Sydney,

It is acceptable to DEC to backfill in grid SA2 even though the sample exceeds the unrestricted SCO for 4,4'-DDD (0.0033 ppm). The detected level of 0.0049 ppm is not significantly higher than the USCO and will be below the future site development.

Regarding the nickel exceedances, I will wait for the reanalysis to be completed by the lab before making a decision for grids SA1, SA5, SA6, SA7, SA8, and SA9. While we are waiting for those results, can you confirm that all of those samples were from the native clay?

Thanks,
Ben

Benjamin McPherson, P.E.
(he/him/his)
Professional Engineer 1 (Environmental), Division of Environmental Remediation

New York State Department of Environmental Conservation
700 Delaware Avenue, Buffalo, NY 14209
P: (716) 851-7220 | F: (716) 851-7226 | benjamin.mcpherson@dec.ny.gov
www.dec.ny.gov

From: Sydney Deck sdeck@be3corp.com
To: Mcpherson, Benjamin J (DEC) benjamin.mcpherson@dec.ny.gov, Jason Brydges jbrydges@be3corp.com, Dalton Stack dstack@be3corp.com
Cc: Martin, Angela L (HEALTH) Angela.Martin@health.ny.gov
Date: Mon, Jun 27, 2022, 10:18 AM

Of course. I spoke with the engineer that collected the samples and they confirmed it was all taken from native clay. Once I receive the results back from our lab, I'll go ahead and update the confirmation table/sample map and resend them to you for evaluation. Thank you again.

Best,
Sydney

Sydney Deck
Environmental Scientist

BRYDGES ENGINEERING
IN ENVIRONMENT AND ENERGY, DPC

960 Busti Avenue, Suite B-150
Buffalo, New York, 14213

Office: 716.249.6880
Direct: 716.846.1095
Cell: 716.308.0011

be3corp.com

From: Sydney Deck sdeck@be3corp.com
To: Mcpherson, Benjamin J (DEC) benjamin.mcpherson@dec.ny.gov, Jason Brydges jbrydges@be3corp.com, Dalton Stack dstack@be3corp.com
Cc: Martin, Angela L (HEALTH) Angela.Martin@health.ny.gov
Date: Thu, Jun 30, 2022, 12:20 PM

Good Afternoon Ben –

Our reanalyzed Nickel results have been processed and sent back to us. Most of the sampled results came back at a lower amount compared to the original results shown. When looking at all the lowest results between the two tests, they are as follows :

SA1 – 29.2
SA5 – 24.8
SA6 – 28.8
SA7 – 30.3
SA8 – 31.7

SA9 – 30.6

As it shows, the samples are hovering right at that cutoff range of 30 ppm SCO's. Is this something the DEC can consider accepting to move forward with backfilling? Again, we are looking to have these areas accepted as stated in my previous email.

Thanks again,

Sydney Deck
Environmental Scientist

BRYDGES ENGINEERING
IN ENVIRONMENT AND ENERGY, DPC

960 Busti Avenue, Suite B-150
Buffalo, New York, 14213

Office: 716.249.6880
Direct: 716.846.1095
Cell: 716.308.0011

be3corp.com

From: Mcpherson, Benjamin J (DEC) benjamin.mcpherson@dec.ny.gov
To: Sydney Deck sdeck@be3corp.com, Jason Brydges jbrydges@be3corp.com, Dalton Stack dstack@be3corp.com
Cc: Martin, Angela L (HEALTH) Angela.Martin@health.ny.gov
Date: Thu, Jun 30, 2022, 12:40 PM

CAUTION: This email originated from outside of the organization.

Sydney,

Can you provide the reanalyzed results by themselves? The analytical report is fine for that.

Ben

From: Sydney Deck sdeck@be3corp.com
To: Mcpherson, Benjamin J (DEC) benjamin.mcpherson@dec.ny.gov, Jason Brydges jbrydges@be3corp.com, Dalton Stack dstack@be3corp.com
Cc: Martin, Angela L (HEALTH) Angela.Martin@health.ny.gov
Date: Thu, Jun 30, 2022, 12:56 PM
reanalyzed results DEC.pdf 167 KB

Sure. I've attached the confirmation table with just the reanalyzed results SA1-SA9. The samples that failed are highlighted red. I'm waiting for our lab's project manager John to send over the full analytical report from the reanalysis. I'll send it to you as soon as we have it.

Sydney Deck
Environmental Scientist

BRYDGES ENGINEERING
IN ENVIRONMENT AND ENERGY, DPC

960 Busti Avenue, Suite B-150
Buffalo, New York, 14213

Office: 716.249.6880
Direct: 716.846.1095
Cell: 716.308.0011

be3corp.com

From: Jason Brydges jbrydges@be3corp.com
To: Sydney Deck sdeck@be3corp.com

Date: Thu, Jun 30, 2022, 1:26 PM

Great.

Jason M. Brydges, P.E. MS/MBA
President

BRYDGES ENGINEERING
IN ENVIRONMENT AND ENERGY, DPC

960 Busti Avenue, Suite B-150
Buffalo, New York, 14213

Office: 716.249.6880
Direct: 716.362.6533
Cell: 716.830.8636

be3corp.com

From: Sydney Deck sdeck@be3corp.com
To: Mcpherson, Benjamin J (DEC) benjamin.mcpherson@dec.ny.gov, Jason Brydges jbrydges@be3corp.com, Dalton Stack dstack@be3corp.com
Cc: Martin, Angela L (HEALTH) Angela.Martin@health.ny.gov
Date: Wed, Jul 6, 2022, 2:38 PM
J199126-1 UDS Level 2 Report Rev(1) Final Report (002) retested.pdf 1.1 MB

Hello Ben –

Just wanted to follow up with this conversation. I've attached the revised report from our lab regarding the Nickel sampling as requested. The samples that were retested (SA1, SA5, SA6, SA7, SA8, and SA9) will have two instances of nickel notated to show the original result first and the resampled result second.

Please let me know if there is anything else you might need from me regarding this request.

Thanks again,

Sydney Deck
Environmental Scientist

BRYDGES ENGINEERING
IN ENVIRONMENT AND ENERGY, DPC

960 Busti Avenue, Suite B-150
Buffalo, New York, 14213

Office: 716.249.6880
Direct: 716.846.1095
Cell: 716.308.0011

be3corp.com

From: Mcpherson, Benjamin J (DEC) benjamin.mcpherson@dec.ny.gov
To: Sydney Deck sdeck@be3corp.com, Jason Brydges jbrydges@be3corp.com, Dalton Stack dstack@be3corp.com
Cc: Martin, Angela L (HEALTH) Angela.Martin@health.ny.gov
Date: Thu, Jul 7, 2022, 8:29 AM

CAUTION: This email originated from outside of the organization.

Sydney,

Thank you for all the information. I have reviewed the data for confirmation sample locations SA5, SA6, SA7, SA8, and SA9. Pursuant to DER-10 Section 5.4(b)2.i, I agree that the minor exceedances of nickel in these samples are not significant and the overall analytical results from these locations indicate that the soil cleanup objectives have been achieved.

As such these locations may be deemed complete and may be backfilled. If the sample results change significantly due to data validation then this determination may need to be revisited.

Please let me know if you have any other questions.

Thanks,
Ben

Benjamin McPherson, P.E.
(he/him/his)
Professional Engineer 1 (Environmental), Division of Environmental Remediation

New York State Department of Environmental Conservation
700 Delaware Avenue, Buffalo, NY 14209
P: (716) 851-7220 | F: (716) 851-7226 | benjamin.mcpherson@dec.ny.gov
www.dec.ny.gov

---

12 Emails