Brownfield Cleanup Program

Alternatives Analysis and Remedial Action Work Plan

Hope On Main Site
Site No. C915393
954 and 1000 Main Street
City of Buffalo, Erie County, New York

Prepared for:
SAB Hope, LLC
100 South Elmwood Avenue, Suite 100
Buffalo, New York 14202

January 2024

TABLE OF CONTENTS

FIGURES

TABLES PROVIDED IN REPORT

ATTACHED TABLES

APPENDICES

Acronym List

AA	ALTERNATIVES ANALYSIS
ASP	ANALYTICAL SERVICES PROTOCOL
BCA	BROWNFIELD CLEANUP AGREEMENT
BCP	BROWNFIELD CLEANUP PROGRAM
BGS	BELOW GROUND SURFACE
CAMP	COMMUNITY AIR MONITORING PLAN
CVOC	CHLORINATED VOLATILE ORGANIC COMPOUND
DER	DEPARTMENT OF ENVIRONMENTAL REMEDIATION
DUSR	DATA USABILITY AND SUMMARY REPORT
EDD	ELECTRONIC DATA DELIVERABLE
ELAP	ENVIRONMENTAL LABORATORY ACCREDITATION PROGRAM
ESA	ENVIRONMENTAL SITE ASSESSMENT
FER	FINAL ENGINEERING REPORT
GPR	GROUND PENETRATING RADAR
HASP	HEALTH AND SAFETY PLAN
HFM	HISTORIC FILL MATERIAL
ISMP	INTERIM SITE MANAGEMENT PLAN
IRM	INTERIM REMEDIAL MEASURES
IRM WP	INTERIM REMEDIAL MEASURES WORK PLAN
MS/MSD	MATRIX SPIKE / MATRIX SPIKE DUPLICATE
MSL	MEAN SEA LEVEL
DNAPL	DENSE NON-AQUEOUS PHASE LIQUID
NYSDEC	NEW YORK STATE DEPARTMENT OF ENVIRONMENTAL CONSERVATION
NYSDOH	NEW YORK STATE DEPARTMENT OF HEALTH
NYSDOL	NEW YORK STATE DEPARTMENT OF LABOR
PAH	POLYCYCLIC AROMATIC HYDROCARBONS
PPM	PARTS PER MILLION
PCB	POLYCHLORINATED BIPHENYL

PID	PHOTO-IONIZATION DETECTOR
PCE	TETRACHLOROETHYLENE
PFAS	PER- AND POLYFLUOROALKYL SUBSTANCES
QA/QC	QUALITY ASSURANCE / QUALITY CONTROL
RAO	REMEDIAL ACTION OBJECTIVE
REC	RECOGNIZED ENVIRONMENTAL CONDITION
RI	REMEDIAL INVESTIGATION
RIWP	REMEDIAL INVESTIGATION WORK PLAN
RWP	REMEDIAL WORK PLAN
SCG	STANDARDS, CRITERIA, GUIDANCE
SCO	SOIL CLEANUP OBJECTIVE
SITE	954 AND 1000 MAIN STREET, BUFFALO, NEW YORK
SMP	SITE MANAGEMENT PLAN
SSDS	SUB-SLAB DEPRESSURIZATION SYSTEM
SVOC	SEMI VOLATILE ORGANIC COMPOUND
TAL	TARGET ANALYTE LIST
TCE	TRICHLOROETHENE
TCL	TARGET COMPOUND LIST
TCLP	TOXICITY CHARACTERISTIC LEACHING PROCEDURE
TOGS	TECHNICAL AND OPERATIONAL GUIDANCE SERIES
$\mu G/M^3$	MICROGRAM PER CUBIC METER
USEPA	UNITED STATES ENVIRONMENTAL PROTECTION AGENCY
USGS	UNITED STATES GEOLOGIC SERVICE
UST	UNDERGROUND STORAGE TANK
VOC	VOLATILE ORGANIC COMPOUND
VOV	VOLATILE ORGANIC VAPOR

I, PE Name, certify that I am currently a NYS Registered Professional Engineer and that this Alternatives Analysis and Remedial Work Plan Report was prepared in accordance with all applicable statutes and regulations and in substantial conformance with the DER Technical Guidance for Site Investigation and Remediation (DER-10).

PE Name
State of New York Professional Engineer No. PE number

Month, day, year

1 INTRODUCTION

C&S Engineers, Inc. (C&S) has prepared this Alternatives Analysis (AA) and Remedial Work Plan (RWP) Report on behalf of SAB Hope LLC ("SAB Hope or "Applicant"), for Brownfield Cleanup Program (BCP) Site No. C915393, the "Hope on Main" Project, located at 954 and 1000 Main Street, Buffalo, Erie County, New York (the "Site"). **Figure 1** shows the location of the Site and **Figure 2** shows the Site boundaries and identified pertinent site features.

On December 20, 2022, the Applicant, acting as BCP Volunteer, submitted a BCP Application to remediate and develop 954 and 1000 Main Street in the City of Buffalo, New York. Investigative actions covered under the RI Work Plan included the entire 2.88-acre BCP Site. SAB Hope leases the Site from the Site owner, The Salvation Army (TSA) pursuant to a long-term BCP lease to implement the TSA's long-term redevelopment plans at the Site.

TSA's mission is to offer hope for a better life by meeting basic human needs without regard to age, religion, ethnicity or educational level. TSA currently owns and operates two parcels that contain five existing buildings on Main Street in the City of Buffalo (City), specifically at 954, 960 , 972 , 984, and 1000 Main Street. TSA has operated at its Main Street campus in the City since the late 1950s as part of its mission to help others through more than a dozen programs, including Emergency Family Assistance, Supervised Visitation, Emergency Shelter, Employment Services, Conflict Resolution/Anger Management, Corps Community Centers, Emergency Disaster and Canteen Services. As the needs of the City have shifted dramatically over the last sixty years, TSA's focus has also shifted. Recognizing the urgent need for affordable housing and an increase in family shelter capacity in the City, TSA proposes to add affordable housing to the vital support that it provides the community currently through its supportive services.

Phase 1 of SAB Hope's redevelopment plans includes the replacement of TSA's existing emergency shelter. TSA currently operates the largest family emergency shelter in the City, which is one of only two emergency shelters in the Erie County. During this phase, the 954 Main Street building, which currently contains office and programming space, would be vacated and demolished. The remainder of the campus would continue to be used and occupied as it is currently by a chapel, assembly hall space, administrative offices, an emergency shelter and spaces used for programming, after-school classes, and social services programs.

On the site of the former 954 Main Street building, a new three-story emergency shelter for families would be constructed and occupied prior to full completion of the BCP. Once completed, the ground floor of the new shelter will house program space to support shelter residents with 32 shelter units containing 80 beds provided on the new building's second and third stories.

Remediation of the Site in conjunction with Phase 1 of the Site redevelopment plan was designated as an Interim Remedial Measure (IRM) and is detailed the IRM Work Plan currently under review. Construction of Phase 1 is anticipated to be completed in the third quarter of 2025.

Once the new emergency shelter is constructed and able to accept occupants, Phase 2 of the redevelopment can begin. As part of Phase 2, SAB Hope will demolish the existing emergency shelter at 984 Main Street after the new shelter is operational and accepting occupants. SAB Hope will also demolish 972 Main Street and 1000 Main Street, which, along with the 984 Main Street, will make way for low-income and affordable apartments and townhouses, off-street parking spaces, a front plaza on Main Street, an interior courtyard for residents and staff, interconnecting walkways for movement across the Property, and related improvements. Specifically, a new seven-story, 147-unit apartment building will front Main Street and will contain studio, one-bedroom, two-bedroom, and three-bedroom units with ground floor apartments along with common areas and amenities for residents as well as program and administrative space for TSA. Additionally five new, two-story townhouse buildings totaling 17 units will front North Pearl Street. The existing building at 960 Main Street will also be renovated during Phase 2 and, while some programs will be moved off-site as needed, the building will continue to provide programming, administrative offices, and worship services during the renovation work. Once Phase 2 is complete, 960 Main Street will generally continue to operate as it is currently, except for some programs will move from 960 Main (or from off-site locations) to the first floor of the new apartment building.

A Remedial Investigation Work Plan (RIWP) was approved on August 3, 2023, and the Remedial Investigation (RI) commenced in August 7, 2023.

The RI was conducted to assess the nature and extent of contamination at the Site and consisted of:

- The collection and analysis of four surface soil samples;
- The advancement of 55 soil borings and collection and analysis of 109 subsurface soil samples;
- The excavation of five test pits;
- The installation of five groundwater monitoring wells and performance of two rounds of groundwater sampling; and
- the collection of sub-slab, indoor air, and outdoor air vapor samples.

Soil and groundwater samples were analyzed for a combination of volatile organic compounds (VOCs), semi-volatile organic compounds (SVOCs), pesticides, herbicides,

polychlorinated biphenyls (PCBs), metals, and per- and polyfluoroalkyl substances (PFAS). Soil vapor samples were analyzed for VOCs.

Contamination exceeding soil cleanup objectives (SCO) appropriate for the proposed Site use - Unrestricted Use, Residential Use, Residential Restricted Use, Commercial Use, or Industrial Use - was identified. Overall, the contamination at the Site is generally associated with the use of historic fill material (HFM) . Constituents in the HFM at concentrations that exceed the Residential Restricted Use SCOs generally include SVOCs and metals. The variation in analyte concentrations in the soils that contain HFM indicates that the source of contamination is the HFM itself and no apparent discrete source is located on-site, except for the mercury concentrations above Commercial Use SCOs in Grid J2.

Low level CVOCs were detected in two monitoring wells adjacent to North Pearl Street. Based on a review of historic uses at the Site, no source or current/past uses of the Site can be attributed to the presence of CVOCs in the groundwater. Soil sampling results did not identify any VOCs or CVOCs exceedances in the soil across the Site or under all the buildings from ground surface to over 50 feet bgs. One possible explanation is that CVOCs in groundwater are from offsite intermittent and isolated releases or spills.

2 PROJECT BACKGROUND

2.1 Site Description

The Site is comprised of two parcels: 954 Main Street (SBL: 100.78-6-1.1) and 1000 Main Street (SBL: 100.71-6-6.1); both of which are owned by TSA. The Site is approximately 2.88 acres.

The Site is located between the City's Allentown Neighborhood, a predominately residential neighborhood with small commercial businesses and restaurants, and the Buffalo Niagara Medical Campus. North Street is located to the north, Main Street to the east, North Pearl Street to the west, and Allen Street to the south. Land uses immediately adjacent to the Site include commercial, residential uses, and health care (Buffalo Medical Campus).

The Site consists of five commercial structures with surrounding asphalt parking lots. The Site consists of the following:

- Two-story building used for TSA office and programming space at 954 Main Street
- Two-story TSA at 960 Main Street
- Two-story TSA at 972 Main Street
- Three story TSA shelter at 984 Main Street
- One-story office and day care building at 1000 Main Street

The Niagara Frontier Transportation Authority's (NFTA) Light Rail Tunnel sits beneath a majority of Main Street adjacent to the Site. The NFTA rail system has three sections:

- The surface tracks, which run from the Inner Harbor to West Tupper Street;
- The shallow tunnels (constructed by digging through the overburden), which run from West Tupper Street to W/E Ferry Streets; and
- The deep bored tunnels (bored through the bedrock), which runs from Ferry Street to the end of the line at the University at Buffalo Station.

The Site is located in the shallow tunnel section; the tracks are over 20 feet below the ground surface. The underground rail tunnel and associated drain system may act as a sink for groundwater.

Figure 1 shows the location of the Site and **Figure 2** shows the Site boundaries and identified pertinent site features.

2.2 Geology and Hydrogeology

2.2.1 Geology

HFM identified on-Site consisted of any one or a mixture of the following materials:

Crushed Rock	Lumber
Sand	Ash/Cinders
Silt	Ceramics
Clay	Bricks
Plastics	Metal
Construction Debris	

HFM was generally observed across the Site in both areas beneath the asphalt surface and grass areas from approximately one foot to four feet below ground surface (bgs) with a few observations at six feet bgs. The fill material consists of a mixture of soil types (sand, silt, and/or clay), ash, coal, gravel, and construction demolition debris.

Underlying the HFM are mixed deposits of silt, clay, and sand down to 50 feet bgs. The mixed deposits vary from each soil boring location; however, soils generally consist of alternating grey and brown zones of silty sand, sand, clayey silt, sand silt, and glacial deposits. Layers of the soil types listed above were discontinuous across the Site.

The locations and depths of HFM at the Site are shown on **Figure 4**.

2.2.2 Hydrogeology

The primary hydrogeologic unit identified beneath the Site is the semi-confined water-table aquifer present in the sand layer. Groundwater was encountered at depths approximately 30 to 50 feet bgs. Based on groundwater elevations, groundwater flows to the west toward Lake Erie.

Groundwater at and in the vicinity of the Site is not used for public drinking water supply. The Buffalo Water Board supplies every dwelling, house, or other building requiring the use of water through the water mains maintained by the City of Buffalo.

2.3 Site History

According to historical records, the Site was initially occupied by commercial business and residential homes. The property at 978 Main Street contained a gas station from the 1930s to the 1960s. The property at 988 Main Street contained an auto repair shop from 1946 to the 1951. After 1960, the gas station at 978 Main Street was demolished and replaced with a hotel that operated from 1964 to 1998. The auto repair shop was demolished after 1951. The office and day care building at 1000 Main Street was constructed in 2001.

Contamination at the Site appears to be from the placement of HFM throughout the years as property uses changed along Main Street and buildings were built and/or demolished.

2.4 Previous Investigations

Environmental information of the Site are provided in two Phase I ESAs from 2013 and 2022 and a Limited Investigation from 2021. The following provides a summary of those reports.

C&S Phase I ESA Report (December 2013)

The Phase I ESA for the Site identified the following:

- On the 1951 Sanborn Map, 988 Main Street, south of the Site, was used as an auto repair shop. The maps did not indicate that fuel storage or gasoline station services occurred on site.

- Two filling stations, operated in the 1950s, were located south and east of the Site. Because these gas stations are located cross- and down-gradient respectively, the environmental risk to the Site is low.

- In the 1951 Sanborn Map, 972 Main Street, south of the Site, was used as an filling station. The maps indicate that fuel storage or gasoline station services occurred on-site. Due to the age of the former gasoline station (prior to NYSDEC registration), the condition and status of the tanks is unknown. Based on prior experience, it is likely that the tanks remain in the ground underneath the existing building.

- One off-site recognized environmental condition was identified from the historic record search. A historic dry cleaner was located north of the Site and operated from late 1930s to early 1940s. Typical risks associated with dry cleaning are the environmental impacts resulting from discharging dry-cleaning solvents into the ground through septic systems. However, surface dumping of the chemicals may also have occurred at the site. This facility was located in an area with City sanitary sewer service and would be unlikely to use a subsurface discharge of waste chemicals. The environmental risk from the facility is considered low to moderate.

- A Brownfield Cleanup site is located directly across Main Street from the Site. Petroleum remediation took place between 1990 and 2012. Contaminated soil and groundwater were removed for the construction of an eight-story medical office building. Groundwater contamination is known to extend underneath Main Street. However, this site does not pose a significant off-site environmental concern because groundwater flows away from the Site and the metro rail tunnel (underneath Main Street) blocks contaminant transport.

C&S Limited Investigation (July 2021)

An investigation was completed to provide a limited characterization of the soil on the Site. This effort included the advancement of 10 soil borings. The soil samples were

analyzed for VOCs, SVOCs, PCBs and metals. The analytical findings from the limited investigation are provided below:

- Contaminant concentrations in the surface soil exceeded NYSDEC SCOs for SVOCs and metals at concentrations above the Unrestricted, Residential Use, Restricted Residential Use, and Commercial Use and Industrial Use SCOs.

- Contaminant concentrations in the subsurface soil exceeded NYSDEC SCOs for SVOCs and metals at concentrations above the Unrestricted, Residential Use, Restricted Residential Use, and Commercial Use and Industrial Use SCOs.

<u>Surface Soil</u>

- SVOCs were detected at concentrations greater than laboratory detection limits in all four of the samples.
    - There were two benzo(k)fluoranthene concentrations that were greater than Unrestricted Use SCOs in SS-01 and SS-03.
    - There were three chrysene concentrations that were greater than Residential Use SCOs in SS-01 and SS-03.
    - The number of contaminant concentrations that were greater than Restricted-Residential Use SCOs included three in SS-01, two in SS-02, three in SS-03, and three in SS-04. Contaminants included benzo(a)anthracene, benzo(b)fluoranthene, benzo(k)fluoranthene, chrysene and indeno(1,2,3-cd)pyrene.
    - The number of contaminant concentrations that were greater than Industrial Use SCOs included one in SS-01, five in SS-02, one in SS-03, and one in SS-04. Contaminants included benzo[a]anthracene, benzo(a)pyrene, benzo(b)fluoranthene, di-n-butyl phthalate and indeno(1,2,3-cd)pyrene.
- PCBs were not detected at concentrations greater than laboratory limits in all the samples.
- Metals were detected at concentrations greater than laboratory detection limits in all the samples.
    - The number of contaminant concentrations that were greater than Unrestricted Use SCOs included one in SS-01, two in SS-02, two in SS-03, and two in SS-04. Contaminants included lead and zinc.
    - Mercury concentration exceeded the Restricted Residential Use SCO in SS-02.

Subsurface Soil

- VOCs were detected at concentrations greater than laboratory detection limits in all of the six samples. However, none of the concentrations exceeded a SCO.
- SVOCs were detected at concentrations greater than laboratory detection limits in three of the six samples.
    - There was benzo(k)fluoranthene concentrations that were greater than Unrestricted Use SCOs in EB-04 at 1-2 feet.
    - There were three benzo(k)fluoranthene and chrysene concentrations that were greater than Residential Use SCOs in EB-02, EB-04 and EB-05.
    - The number of contaminant concentrations that were greater than Restricted-Residential Use SCOs included four in EB-02, three in EB-04, and four in EB-05. Contaminants included benzo(a)anthracene, benzo(b)fluoranthene, dibenz(a,h)anthracene and indeno(1,2,3-cd)pyrene.
    - There were benzo(a)pyrene concentrations that were greater than Industrial Use SCOs in EB-02, EB-04 and EB-05 at one to four feet.
- PCBs were not detected at concentrations greater than laboratory limits in all the samples.
- Metals were detected at concentrations greater than laboratory detection limits and greater than at least one SCO in all of the six samples.
    - The number of contaminant concentrations that were greater than Unrestricted Use SCOs included two in EB-03, three in EB-02, three in EB-04, three in EB-05, three in EB-07 and one in EB-06. Contaminants included mercury, copper, lead and zinc.
    - Cadmium was detected at concentrations greater than the Residential Use SCO in EB-04 at one to two feet bgs.
    - Manganese was detected at concentrations greater than the Industrial Use SCO in EB-04 at one to two feet bgs.

C&S Phase I ESA Report (April 2022)

The April 2022 Phase I ESA was completed for the Site and identified the following (excerpts from the Phase I provided below):

- The Site consists of City of Buffalo Tax Map ID No. 100.78-6-1.1 and 100.71-6-6.1, which are located at 954 and 1000 Main Street respectively. The Site is 2.88 acres

and is owned by TSA. The Site consists of four multiple story buildings owned and operated by TSA and one single-story building owned by TSA and operated by a day care service provider.

- The Site and surrounding area have been associated with dense urban development since at least 1889. The majority of the Site was occupied by residential houses from at least 1889 through 1925. In 1951, sections of the Site began operating as a hotel, a restaurant, and a gasoline station. The current buildings operated by the TSA were constructed between 1960 and 1970. The single-story building at 1000 Main Street was constructed in 2001.

- The Site and the adjacent properties have historically been residential buildings, gasoline service stations, a paint shop/painter, and other commercial businesses including restaurants and medical offices. Currently, the Site is surrounded by commercial uses to the north, south and east. There are residential buildings adjacent to the Site to the west. Overall, land use in the area surrounding the Site has historically been residential and commercial. Commercial uses include medical, dry cleaning services, gasoline service stations, automotive sales, and service stations. The information reviewed is indicative of property types and uses that are likely to have resulted in releases, and therefore warrant to be deemed as RECs with respect to the Site.

- It is our opinion, that the information provided in the database report identified a number of records associated with sites adjoining or in proximity to the Site which may pose a REC with respect to the Site. These sites include the Cumberland Farms site to the north and the 1001 Main Street/Former Mobil Service Station 99-MST site to the east, because of historic spills closed with apparent soil and/or groundwater contamination left in place. These sites are of soil vapor concerns for the Site.

- Based on the reconnaissance of the Site, there was no visual evidence of a REC.

- Based on the age of the buildings within 954 Main Street, it is likely to contain hazardous materials that could have been used in construction in the past.

2.5 Summary of Remedial Investigation

The RI was conducted to assess the nature and extent of contamination at the Site and consisted of:

- the collection and analysis of four surface soil samples:

- the advancement of 55 soil borings and collection and analysis of 109 subsurface soil samples:

- the excavation of five test pits:

- the installation of five groundwater monitoring wells and performance of two rounds of groundwater sampling:
- the collection of sub-slab, indoor air, and outdoor air vapor samples:
- the collection of quality assurance / quality control (QA / QC) samples" and
- the collection of waste characterization samples.

Soil and groundwater samples were analyzed for a combination of volatile organic compounds (VOCs), semi volatile organic compounds (SVOCs), pesticides, herbicides, polychlorinated biphenyls (PCBs), metals, and per- and polyfluoroalkyl substances (PFAS). Soil vapor samples were analyzed for VOCs.

Contamination exceeding SCOs appropriate for the proposed Site uses—Unrestricted Use, Residential use, Residential Restricted Use, Commercial Use, or Industrial Use—was identified and the contamination is generally associated with HFM at the Site. Constituents in the HFM at concentrations that exceed the Residential Restricted Use SCOs generally include SVOCs and metals. The variation in analyte concentrations in the soils that contain HFM indicates that the source of contamination is the HFM itself and no apparent discrete source is located on-site, except for the mercury concentrations above Commercial Use SCOs in Grid J2.

Low level CVOCs were detected in two monitoring wells adjacent to North Pearl Street. Based on historic site research, no source or current/past uses of the Site can be attributed to the presence of CVOCs in the groundwater. Soil sampling results did not identify any VOCs or CVOCs exceedances in the soil across the Site or under all the buildings from ground surface to over 50 feet bgs. One possible explanation is that the CVOCs in groundwater are from offsite intermittent and isolated releases or spills.

Four sub-slab soil vapor samples, four indoor air samples, and one outdoor air sample were collected. The sub-slab and indoor air samples were collected from the basements of 954 Main Street and 960 Main Street buildings. The outdoor air sample was collected at an exterior up-wind location.

Specific sub-slab and indoor air concentrations were below all NYSDOH matrices. Based on NYSDOH 2006 guidance document (updated May 2017, including updates to the matrices), mitigation is not required.

One sample of the material was collected from TP-01. The MJW Companies (MJW) was contacted to collect the sample on December 4, 2023. The sample was analyzed for Rad Gamma Spec Analysis by GEL Laboratories LLC of Charleston, South Carolina. Average Ra-226 concentration in the material is 1.76 ± 0.233 pCi/g.

Figures 6 through **Figure 9** and **Tables 1** through **Table 5** summarize the results of the RI for each medium investigated.

2.6 Summary of Interim Remedial Measures

An IRM, currently under review by the NYSDEC and NYSDOH, will be implemented to remove asbestos-containing materials and contaminated soil from a 0.62-acre southern portion on the Site. The work will be completed pursuant to the approved IRM Work Plan dated January 2024. The elements of the IRM will consist of:

- Site Preparation
    - Installing temporary fences to restrict access to remedial work areas;
    - Site clearing by excavator and/or chainsaw, which will include the removal of debris, shrubs, and vegetation (including root masses) and, in cases where tree roots are growing in HFM, the wood debris will be taken to an appropriate solid waste facility for disposal;
    - removal and offsite recycling of concrete;
    - removal and offsite recycling of asphalt pavement;
    - installing new pavement sidewalks, and curbing; and
    - repairing and relocating of buried utilities.
- Asbestos abatement and partial demolition of the 954 Main Street building. The building will be demolished to the first floor with the majority of the basement remaining in-place.
- HFM and contaminated soil removal of Grids I1, I2, J1, J2, J3, J4, J5, K1, K5, and a portion of H1 and H2.

RI activities allowed identification and characterization of the IRM area, as well as delineation of the excavation limits. Approximately 2,895 tons of contaminated soil and HFM are anticipated to be excavated and sent for off-site disposal at regulated facilities. Soils and other materials requiring off-site disposal were sampled and analyzed consistent with disposal facility requirements.

3 ALTERNATIVES ANALYSIS REPORT

3.1 Objectives

The objectives of this portion of the document, the Alternatives Analysis (AA) Report, are to evaluate remedial alternatives to address the contamination presented in the RI Report and to select the remedial actions to be implemented. As defined in NYSDEC DER-10 (Section 4.0) and DER-31, remedial alternatives will be evaluated based on the following criteria:

a. Overall Protection of Public Health and the Environment: This criterion evaluates exposure and residual risks to human health and the environment during or subsequent to implementation of the alternative.

b. Compliance with SCGs: This criterion evaluates whether the remedial alternative will ultimately result in compliance with SCGs, to the extent practicable.

c. Long-Term Effectiveness and Permanence: This criterion evaluates if the remedy is effective in the long-term after implementation (e.g., potential rebound). In the event that residual impacts remain as part of the alternative, then the risks, adequacy, and reliability of the controls are also evaluated.

d. Reduction of Toxicity, Mobility, or Volume with Treatment: This criterion evaluates the reduction of contaminant toxicity, mobility, or volume as a result of the remedial alternative. In addition, the reversibility of the contaminant destruction or treatment is evaluated.

e. Short-Term Effectives: This criterion evaluates if the remedial alternative protects the community, workers, and the environment during implementation.

f. Implementability: This criterion evaluates the remedial alternative based on its suitability, the feasibility of its implementation at the specific site, and the availability of services and materials that will be required.

g. Cost: This criterion evaluates the capital, operation, maintenance, and monitoring costs for the remedial alternative. The estimated costs are presented on a present worth basis.

h. Land Use: This criterion evaluates the proposed remedial approach against the current, intended, and reasonably anticipated future use of the land and its surroundings.

i. Community Acceptance: This criterion takes into account concerns of the community regarding the proposed remedy. Any public comments and overall

public perception are addressed as part of the criterion.

j. Green Remediation: This criterion considers all environmental effects of remedy implementation and incorporates alternatives that minimize the environmental footprint of cleanup actions.

3.2 Applicable Standards, Criteria, and Guidance

The remedial alternatives were developed in consideration of the following Standards, Criteria, and Guidance (SCG):

3.2.1 Soil

- New York Codes, Rules, and Regulations, Title 6 (6 NYCRR), Chapter IV, Subpart *375-6: Remedial Program Soil Cleanup Objectives, and DEC CP-51 Soil Cleanup Guidance*, issued October 21, 2010.

3.2.2 Groundwater

- NYSDEC Technical and Operational Guidance Series (TOGS), *Ambient Water Quality Standards and Guidance Values and Groundwater Effluent Limitations*, June 1998.
- 6 NYCRR Part 703, *Surface Water and Groundwater Quality Standards and Groundwater Effluent Limitations*.

3.2.3 Soil Vapor

- NYSDOH *Guidance for Evaluating Soil Vapor Intrusion in the State of New York*, October 2006.
- NYSDOH *Trichloroethene (TCE) in Indoor Air and Outdoor Air, August 2015 Fact Sheet*.

3.2.4 Waste Characterization Analysis

- NYSDEC 6 NYCRR Part 371, *Identification and Listing of Hazardous Wastes*.

3.2.5 Alternatives Analysis Guidelines:

- NYSDEC DER-10, *Technical Guidance for Site Investigation and Remediation*, May 2010.
- NYSDEC DER-31, *Green Remediation*, January 20, 2011

3.3 Remedial Action Objectives

Remedial Action Objectives (RAOs) are medium-specific objectives for the protection of public health and the environment and are developed based on contaminant-specific SCGs established by NYSDEC and / or NYSDOH. The site-specific RAOs are based on the anticipated use of the Site for residential use.

Soil RAOs

The RAOs for soil used in this AA are:

- RAOs for Public Health Protection
    - Prevent ingestion/direct contact with contaminated soil.
    - Prevent inhalation exposure to contaminants volatilizing from soil.

- RAOs for Environmental Protection
    - Prevent migration of contaminants that would result in groundwater or surface water contamination.
    - Prevent impacts to biota from ingestion/direct contact with soil causing toxicity or impacts from bioaccumulation through the terrestrial food chain.

Groundwater RAOs

The RAOs for groundwater used in this AA are:

- RAOs for Public Health Protection:
    - Prevent ingestion of groundwater with contaminant levels exceeding drinking water standards; and
    - Prevent contact with, or inhalation of, volatiles from contaminated groundwater.
- RAOs for Environmental Protection:
    - Restore groundwater aquifer to pre-disposal / pre-release conditions, to the extent practicable;
    - Prevent the discharge of contaminants to surface water; and
    - Remove the source of ground or surface water contamination.

3.4 Future Use Evaluation

When evaluating remedial alternatives, reasonableness of the anticipated future land use should be considered. Phase 1 of SAB Hope's redevelopment plans includes the replacement of its existing emergency shelter. The remainder of the campus would continue to be used and occupied as it is currently as a chapel, assembly hall space, administrative offices, an emergency shelter and spaces used for programming , after-school classes, and social services programs. On the site of the former 954 Main Street building, a new three-story emergency shelter for families would be constructed and

occupied prior to full completion of the BCP. Once completed, the ground floor of the new shelter will house program space to support shelter residents with 32 shelter units containing 80 beds provided on the new building's second and third stories.

Once the new emergency shelter is constructed and able to accept occupants, Phase 2 of the redevelopment can begin. As part of Phase 2, SAB Hope will demolish the existing emergency shelter at 984 Main Street after the new shelter is operational and accepting occupants. SAB Hope will also demolish 972 Main Street and 1000 Main Street, which, along with the 984 Main Street, will make way for low-income and affordable apartments and townhouses, off-street parking spaces, a front plaza on Main Street, an interior courtyard for residents and staff, interconnecting walkways for movement across the Property, and related improvements. Specifically, a new seven-story 147-unit apartment building will front Main Street and contain studio, one-bedroom, two-bedroom and three-bedroom units with ground floor apartments along with common areas and amenities for residents, as well as program and administrative space for TSA. Additionally, five new, two-story townhouse buildings totaling 17 units will front North Pearl Street. The existing building at 960 Main Street will also be renovated during Phase 2. During the renovation, some programs will be moved off-site as needed, the building will continue to provide programming, administrative offices, and worship services during the renovation. Once Phase 2 of the redevelopment plans is complete, 960 Main Street will generally continue to operate as it is currently, except for some programs will move from 960 Main (or from off-site locations) to the first floor of the new apartment building.

Therefore, the remedial alternatives assume the future use of the Site will be a residential buildings.

3.5 Development of Alternatives

This section identifies potential remedial alternatives being considered to address the Site. Per DER-10 4.2(a)(i), each alternative considered must be protective of human health and the environment and conform to officially promulgated SCGs. These two criteria are considered threshold criteria.

The following alternatives are discussed in the subsections below:

1. No Action – Although this alternative does not meet the DER-10 threshold criteria, is it provided to demonstrate the need to undertake some level of remedial action.

2. Cover System - This alternative is a Track 4 cleanup designed to meet Restricted Residential SCOs and prepare the Site for a residential use development, subject to institutional controls (IC) and engineering controls (EC). The major elements of this alternative includes a cover system.

3. Complete Fill Removal - This alternative is a Track 1 cleanup designed to meet

Unrestricted Use SCOs and prepare the Site for any type of development, and not subject to ECs / ICs. The major elements of this alternative includes complete fill removal.

These remedial alternatives evaluated are summarized below:

3.5.1 No Action

The No Action Alternative is included as a procedural requirement and as a baseline to evaluate other alternatives. Under this alternative, no further remedial or monitoring activities would occur and no controls would be employed to prevent exposure to contaminated HFM / soil or groundwater. No Action does not provide protection of human health or the environment and does not comply with SCGs.

3.5.2 Track 4 (Restricted Residential) – Cover System

3.5.2.1 Description

In general, the types and concentrations of contaminants in the soil / HFM across the remainder of the Site are typical of an urban area and the RAOs can be achieved by a cover system. Therefore, complete removal of this soil / HFM is not warranted and the remainder of the Site will be remediated by installing a cover system. This will consist of impervious cover (asphalt or concrete surface) or the placement of a two-foot soil cover in areas without an impervious cover.

Remediation of groundwater is not a part of this alternative This is due to the relatively low concentrations and isolated locations of CVOCs and the City's established prohibition on using groundwater for drinking water, which can be viewed as an existing institutional control.

Vapor mitigation is not a part of this alternative.

3.5.2.2 Assessment

<u>Overall Protection of Human Health and the Environment</u>

A portion of the excavated soil / HFM with contaminant concentrations above Residential Restricted SCOs would be removed and disposed of off-site. Soil / HFM re-used on-site or otherwise remaining on-site will be isolated by the cover system.

Groundwater is not used for drinking water at the Site. Drinking water in the City of Buffalo is sourced from Buffalo Sewer Authority, which is treated prior to use to ensure the water meets NYSDEC and USEPA standards. Due to water quality issues in the City of Buffalo, there is a prohibition from using groundwater as drinking water. In addition, the

potential for contaminated groundwater to affect indoor air quality was assessed via SVI sampling. Based on the RI, no mitigation is warranted.

Long-term human health and environmental protection and control can be managed with a Site Management Plan (SMP), environmental easement, deed restrictions, monitoring and other such IC / EC. This alternative would be protective of human health and the environment.

Compliance with SCGs

The alternative complies with the SCGs as on-site HFM / soil with contaminant concentrations above the SCOs would either be removed and disposed of off-site or left under impervious asphalt or concrete or beneath at least two feet of a clean soil cover.

Groundwater CVOC concentrations in wells located near the Site boundaries only marginally exceed SCGs. Soil sampling results did not identify any VOCs or CVOCs exceedances in the soil across the Site or under all the buildings from ground surface to over 50 feet bgs. Moreover, if groundwater CVOC concentrations are documented, there is no identifiable human exposure pathway given 1) the ban on use of City of Buffalo groundwater as a drinking water source and 2) an IC in the form of an environmental easement that restricts groundwater use from the Site as potable or process water without necessary water quality treatment as determined by the NYSDOH or the County.

Short-Term Impacts and Effectiveness

This alternative increases the short-term risks for the community and the workers implementing the alternative (i.e., through the disturbance of impacted HFM / soil) because the Site will undergo removal and grading of contaminated HFM / soil. However, these risks would be minimized through the implementation of appropriate HFM / soil handling procedures, air monitoring, and dust suppression techniques.

Long-Term Effectiveness and Permanence

This alternative would be a permanent remedy to address the contaminant concentrations in the soil / HFM throughout the Site. The presence of a cover system will eliminate the potential for users of the Site to come into contact with the HFM.

Reduction of Toxicity, Mobility and Volume

This alternative would result in the reduction of the mobility and volume of contaminants in the HFM / soil. Mobility would be controlled by the cover system and the volume would be reduced as a result of the removal of HFM for the soil cover system.

Feasibility of Implementation

This alternative can be implemented using existing construction methods and equipment. The expected duration is less than one construction season. This alternative would result in a Site suitable for redevelopment for residential use (except for single-family homes).

Cost Effectiveness

The estimated cost of this alternative is $4,354,500 as detailed in the table below.

Table 3-1: Track 4 Summary of Remedial Costs

Category	Unit Rate	Number	Units	Estimated Cost
Site Mobilization & Control Measures	$	1	LS	$35,000
Utility Relocation	$	1	LS	$250,000
Site Demolition & Abatement	$	1	LS	$2,580,000
Backfill Characterization Sampling / Testing	$750	5	Sample	$3,750
Soil Disposal Sampling / Testing	$750		Sample	$0
Contaminated Soil Excavation and Disposal	$65	10,000	ton	$325,000
Impervious Cover System Elements (pavement, concrete)	$	1	LS	$300,000
Site Survey	$	1	LS	$10,000
Subtotal				**$3,503,750**
Contingency	20 percent			$700,750
Construction Subtotal				**$4,204,500**
Annual Certification – Present Worth	$5,000	Year	30	$150,000
TOTAL				**$4,354,500**

Land Use

This alternative would allow for the use of the parcel as a residential space, which conforms to the City of Buffalo's development plans for the area. Therefore, this alternative would allow for the highest and best use of the land.

Community Acceptance

Based on the findings of the studies performed to date, it is anticipated that the results of this alternative would be acceptable to the community.

Green Remediation

This alternative could utilize the following green remediation options:

- Utilizing a cover system to isolate the HFM. This approach significantly reduces the use of fossil fuels that would be used to excavate and haul the HFM off-site for disposal, as well as bring replacement material to the Site. This option also limits the volume of soil to be managed in a landfill.

- Clean soil and aggregate needed to construct the cover system can be sourced from local pits / quarries, thus reducing emissions for transport vehicles.

3.5.2.3 Summary

The Track 4 (Restricted Residential) – Cover System Alternative was designed to remediate the Site to a moderately restrictive level – Residential Restricted Use SCOs, and prepare the Site for redevelopment for residential uses.

3.5.3 Track 1 (Unrestricted Use) – Complete Fill Removal

3.5.3.1 Description

Under this Unrestricted Use Alternative, HFM and soil impacted at concentrations greater than the Unrestricted Use SCOs would be excavated and disposed of off-site in accordance with applicable regulations. Based on the results of the RI, the estimated volume of soil requiring removal is 9,714 cubic yards. Assuming a conversion rate of 1.75 tons per cubic yard, the weight of this HFM is estimated at 17,000 tons. This would require removal of soil adjacent to some building foundations.

3.5.3.2 Assessment

<u>Overall Protection of Human Health and the Environment</u>

This alternative would be protective of human health and the environment as all soil with contaminant concentrations above SCOs on-site would be removed and disposed of off-site.

<u>Compliance with SCGs</u>

The alternative complies with the SCGs as on-site HFM / soil with contaminant concentrations above the SCOs would be removed and disposed of off-site.

<u>Short-term Impacts and Effectiveness</u>

This alternative increases the short-term risks for the community and the workers implementing the alternative (i.e., through the disturbance of impacted HFM / soil), because the Site will undergo complete removal of contaminated HFM / soil. However, these risks would be minimized through the implementation of appropriate HFM / soil handling procedures, air monitoring, and dust suppression techniques.

Long-term Effectiveness and Permanence

The Unrestricted Use Alternative would be a permanent remedy to address the contaminant concentrations in the soil on the Site.

Reduction of Toxicity, Mobility and Volume

This alternative would result in the reduction of the toxicity, mobility, and volume of contaminants on the Site since the remedy would include the removal of contaminated HFM / soil.

Feasibility of Implementation

This alternative can be implemented using existing construction methods and equipment. The expected duration is two construction seasons. This alternative would result in a Site suitable for redevelopment for any use.

Cost Effectiveness

The estimated cost of this alternative is $6,213,000 as detailed in the table below.

Table 3-2: Track 1 Summary of Remedial Costs

Category	Unit Rate	Number	Units	Estimated Cost
Site Mobilization & Control Measures	$	1	LS	$35,000
Utility Relocation	$	1	LS	$250,000
Site Demolition & Abatement	$	1	LS	$2,580,000
Backfill Characterization Sampling / Testing	$750	5	Sample	$3,750
Confirmatory Soil Sampling	$500	10	Sample	$5,000
Soil Disposal Sampling / Testing	$750	5	Sample	$3,750
Contaminated Soil Excavation and Disposal	$	1	LS	$1,550,000
Backfill Procurement and Placement	$	1	LS	$750,000
Subtotal				**$5,177,500**
Contingency	20 percent			$1,035,500
TOTAL				**$6,213,000**

Land Use

This alternative would allow for the use of the parcel for any use, contingent on the requirements for zoning / land use in the City of Buffalo.

Community Acceptance

It is anticipated that this alternative would be acceptable to the community.

Green Remediation

Due to the magnitude of soil removal, backfilling, and landfill disposal required for this option, local resources may be affected. The remediation will require a significant expenditure of fossil fuels to fuel the more than five to ten trucks necessary to remove the HFM from the Site, as well as the more than five to ten trucks that will provide backfill materials for the Site. Green remediation alternatives will be limited to local sourcing of material. However, the impacts related to soil management will far outweigh these benefits.

3.5.3.3 Summary

The Unrestricted Use Alternative was designed to remediate the Site to its least restrictive level – Unrestricted Use Soil SCOs, and prepare the Site for redevelopment for any type of use. This alternative would not require ECs / ICs, and there would be no need for site management.

3.6 Comparative Evaluation of Alternatives and Recommended Actions

This section of the report compares the remedial alternatives proposed for each of the impacted media and presents the recommended action for each media group.

3.6.1 No Action Alternative

The No Action Alternative does not meet DER-10 threshold criteria and is therefore not protective of human health and the environment and would likely not be acceptable to the community in the long term. Therefore, this alternative is not the recommended remedy for the Site.

3.6.2 Track 4 (Residential Restricted) – Cover System

The Track 4 – Cover System Alternative would be a long-term remedy and is anticipated to be acceptable to the community. This alternative reduces the toxicity, mobility, and volume of impacted media through: a) removal of some impacted soil / HFM and replacement with clean material, and b) installation of a cover system across the Site. This alternative was designed to:

- Remediate the Site to a reasonable level that protects human health and the environment;
- Provide a cost-effective effort that meets SCGs and the future land use of the Site; and
- Prepare the Site for redevelopment for residential uses.

3.6.3 Track 1 (Unrestricted Use) – Complete Fill Removal

The Unrestricted Use Alternative would be a long-term remedy and is anticipated to be acceptable to the community. This alternative effectively reduces the toxicity, mobility, and volume of impacted media, at a higher level than a Track 4 Cleanup, through the removal of all HFM from the Site and replacement with clean material. The Unrestricted Use Alternative will provide a higher level of protectiveness to the future tenants of the Site. However, this alternative will negatively impact the redevelopment because of a significantly higher remedial cost.

3.7 Recommended Remedial Alternative

Based on the alternative analysis evaluation, the Track 1 (Unrestricted Use) – Complete Fill remedy is the recommended final remedial approach for the Site. This alternative is fully protective of public health and the environment; consistent with current and future land use; and fully satisfies the RAOs without long-term institutional and engineering controls.

4 REMEDIAL WORK PLAN

This section is the Remedial Work Plan (RWP) for the Site. This RWP is based on the data collected during the RI of the Site and the recommended final remedial approach for the Site proposed in the AA Report. This RWP identifies the controls to be applied with respect to the remediation of the Site and how the actions will successfully achieve Unrestricted Use SCOs.

4.1 Introduction

As summarized in Section 3.7 of the AA portion of this report, the recommended final remedial approach for the Site is the Track 1 (Unrestricted Use) – Complete Fill Removal. No institutional or engineering controls will be implemented for the Track 1 cleanup.

4.2 Site Control

Site control is an important aspect of this remedial program. In order to safeguard the health and safety of site workers and the general public, access to all remedial work areas will be restricted. Perimeter fencing will be installed to facilitate site control. Additionally, temporary construction fencing will be erected around accessible excavations and staging areas to prevent unauthorized personnel from entering these areas. Following the completion of remedial efforts, the occupied portion of the Site will be controlled with a perimeter chain-link fence.

4.3 Site Preparation

Site preparation activities include:

- installation of temporary fencing to restrict access to remedial work areas;
- site clearing including the removal of debris, shrubs, and vegetation (including root masses) using an excavator and chainsaw. Where tree roots are growing in HFM, the wood debris will be taken to an appropriate solid waste facility for disposal;
- removal and offsite recycling of concrete;
- removal and offsite recycling of asphalt pavement;
- installation of new pavement sidewalks, and curbing; and
- buried utility repair or relocation.

4.4 Hazardous Building Materials

All materials (asbestos, lead, PCBs, and universal waste) found during the pre-demolition survey and investigation that require abatement or removal will be handled in accordance the with applicable federal, state, and local laws including:

- Federal Regulations:
    - OSHA 29 CFR Part 1910.1001 – Asbestos
    - OSHA 29 CFR Part 1910.1200 – Hazard Communication
    - OSHA 29 CFR Part 1910.134 – Respiratory Protection
    - OSHA 29 CFR Part 1910.145 – Specification for Accident Prevention Signs and Tags
    - OSHA 29 CFR Part 1926 – Construction Industry
    - OSHA 29 CFR Part 1926.1101 – Asbestos, Tremolite, Anthophyllite, and Actinolite
    - OSHA 29 CFR Part 1926.500 – Guardrails, Handrails, and Covers
    - USEPA 40 CFR Part 61, Subpart A – General Provisions
    - USEPA 40 CFR Part 61, Subpart M – Asbestos NESHAP
    - USEPA 40 CFR Part 763, Subpart E, Asbestos Hazard Emergency Response Act (AHERA)
- New York State Regulations:
    - NYSDOL 12 NYCRR Part 56 – "Asbestos," as amended 3/21/2007
    - 6 NYCRR Parts 360 and 364 – Waste Disposal & Transportation
    - NYSDOH 10 NYCRR Part 73 – Asbestos Safety Program Requirements
- All Local Regulations
- Standards and Guidance Documents:
    - American National Standard Institute (ANSI) Z88.2-80, *Practices for Respiratory Protection*
    - ANSI Z9.2-79, *Fundamentals Governing the Design and Operation of Local Exhaust Systems*

  - USEPA 560/585-024, *Guidance for Controlling Asbestos Containing Materials in Buildings* (Purple Book)
  - USEPA 530-SW-85-007, *Asbestos Waste Management Guidance*

- All applicable building and fire codes.

4.5 Building Demolition

The proposed redevelopment will require controlled demolition of the 972, 980 and 1000 Main Street buildings.

- The demolition work will be completed in accordance with appropriate local, state, and federal regulations. Demolition will be conducted in accordance the with the following:
  - New York State Department of Labor (NYSDOL) Code Rule 23 and specifically subpart 23.3 "Demolition Safety".
  - ANSI A10.6, NFPA 241, Fire Code of New York State, Building Code of New York State
- Except for items or materials to be salvaged, recycled, or otherwise reused, waste materials removed from the Site will be properly disposed at a Construction and Demolition Debris landfill.

4.6 Excavation Work Plan

Excavation will include the removal and off-site disposal of HFM and impacted native soils. HFM excavated from the Site will not be reused at other sites.

Good housekeeping practices will be followed during excavation activities to prevent leaving contaminated material on the ground surface (e.g., precautions will be taken to prevent impacts to the ground surface from the potential for materials to spill from the excavator bucket). Additionally, if any damage occurs to existing groundwater monitoring wells, the wells will be properly fixed and/or replaced.

Figure 10 presents the depths to be excavated to achieve a Track 1 Level Cleanup.

4.6.1 Soil Screening Methods

- Visual, olfactory and/or instrument-based (e.g., PID) soil screening will be performed by a C&S scientist or engineer during all excavations into known or potentially contaminated material.

- If grossly contaminated fill or petroleum-impacted soils are observed, the impacted material will be evaluated and, when necessary, handled separately from the HFM at the Site.

4.6.2 Materials Excavation and Load-Out

- Excavated fill may be direct-loaded onto trucks for off-site disposal or stockpiled.
- A C&S scientist or engineer will observe and document the work during all excavation and load-out in areas known to be contaminated or potentially contaminated.
- The remedial contractors are responsible for safe execution of all invasive and other work performed under this IRM Work Plan.
- The remedial contractors will investigate the presence of utilities and easements on the Site to determine whether existing utilities or easements will pose a risk or impediment to the planned work under this IRM Work Plan.
- Loaded vehicles leaving the site will be appropriately covered, manifested, and/or placarded in accordance with appropriate federal, state, local, and NYSDOT requirements (and all other applicable transportation requirements).
- Locations where vehicles enter or exit the site will be inspected daily for evidence of off-site soil tracking.
- The remedial contractor will be responsible for ensuring that all egress points for truck and equipment transport from the site are clean of dirt and other materials derived from the Site during intrusive excavation activities. Cleaning of the adjacent streets will be performed as needed to maintain a clean condition with respect to site-derived materials.

4.6.3 Soil Staging Methods

- Soil stockpiles will be continuously encircled with a berm and/or silt sock. Hay bales (or similar methods) will be used as needed near catch basins, surface waters and other discharge points.
- Stockpiles will be kept covered at all times with appropriately anchored tarps. Stockpiles will be periodically inspected and any damaged tarp covers will be promptly replaced.

4.6.4 Fluids Management

- Liquids such as excavation dewatering and decontamination waters will be handled, transported, and disposed of in accordance with applicable local, state, and federal regulations.

- Any discharge of water generated during large-scale construction activities to surface waters (i.e. a local pond, stream or river) will be performed under a SPDES permit.

4.6.5 Materials Transported Off-Site

- All transport of materials will be performed by licensed haulers in accordance with appropriate local, state, and federal regulations, including 6 NYCRR Part 364. Haulers will be appropriately licensed and trucks properly placarded.

- Material transported by trucks exiting the Site will be secured with canvas-type truck covers. If loads contain wet material capable of producing free liquid, truck liners will be used.

- Egress points for truck and equipment transport from the Site will be kept clean of dirt and other materials during site remediation and development.

4.6.6 Materials Disposal Off-Site

- Contaminated and regulated material will be transported and disposed in accordance with all local, state (including 6 NYCRR Part 360) and federal regulations.

- If material from the Site is proposed for off-site use (i.e. clean soil removed for development purposes), a formal request with an associated plan will be made to the NYSDEC. Off-site management of materials from this Site will not occur without formal NYSDEC approval.

- Material that does not meet Unrestricted SCOs is prohibited from being taken to a New York State recycling facility (6 NYCRR Part 360-16 Registration Facility).

4.6.7 Materials Reuse On-Site

- Native soil below confirmatory samples (meeting Unrestricted Use SCOs) removed for non-remedial purposes may be reused as backfill.

4.6.8 Radiological Material Management

To address potential radiological concerns within the concrete-like material in Grid B1 at the Site, a properly licensed deactivation and decommissioning contractor will screen the excavated material in Grid B1 for its gamma signature. If the material exhibits an elevated gamma signature that exceeds 1.5 times background measurements, then the material will be stockpiled, evaluated, sampled, and handled separately from the remaining HFM at the Site. After the evaluation of the sample results, the contractor may develop a TENORM Management Plan for NYSDEC review and approval.

4.7 Backfilling

Excavations at the Site will be backfilled with material such as clean soil, crushed stone, and / or clean pulverized asphalt or concrete to an elevation to facilitate construction of the Site.

For each source of backfill that is imported to the Site, one of the following will be completed prior to importing the backfill.

a. Documentation will be provided to NYSDEC as to the source of the material and the consistency of the material in accordance with the exemption for no chemical testing listed in DER-10 Section 5.4(e)(5); **OR**

b. Chemical testing will be completed in accordance with the following table:

Table 4-1
DER-10 5.4(e)10

Recommended Number of Soil Samples for Soil Imported to or Exported from a Site			
Contaminant	**VOCs**	**SVOCs, Inorganics & PCBs/Pesticides**	
Soil Quantity (cubic yards)	**Discrete Samples**	**Composite**	**Discrete Samples/Composite**
0-50	1	1	3-5 discrete samples from different locations in the fill being provided will comprise a composite sample for analysis
50-100	2	1	
100-200	3	1	
200-300	4	1	
300-400	4	2	
400-500	5	2	
500-800	6	2	
800-1000	7	2	
1000	Add an additional 2 VOC and 1 composite for each additional 1000 Cubic yards or consult with DER		

Taken from DER-10 - Table 5.4(e)10

Imported fill will be tested for 1,4-dioxane and PFAS. Additionally, 1,4-dioxane will be sampled as discrete samples per the above table. PFAS will be sampled as composite samples per the table above.

For materials that must undergo laboratory analytical testing, the results for each new source of fill will meet the values provided in Appendix 5 of DER-10 for Unrestricted Use and will receive approval by the NYSDEC prior to being imported to the Site.

On-site soil, which does not exceed the above excavation criteria, may be used below the cover system to establish the designed grades at the site. Clean fill meeting the requirements of 6 NYCRR Part 375-6.7(d) will be brought in to replace the excavated soil

and establish the designed grades at the site, as necessary. Portions of the site will be re-graded to accommodate installation of a cover system.

4.8 Air Monitoring

When intrusive subsurface work is being performed at the Site, the CAMP included in **Appendix B** will be implemented.

The action threshold for VOCs established in the CAMP is 5 ppm above background. If this value is exceeded for a 15-minute average, work will be halted. Work may resume once instantaneous readings fall below 5 ppm. The action level for dust is 100 ($\mu g/m^3$) over background during a 15-minute average. If this limit is exceeded, dust suppression techniques will be employed, including using water to wet the area.

Special Requirements for Work Within 20 Feet of Potentially Exposed Individuals or Structures

When work areas are within 20 feet of potentially exposed populations or occupied structures, the continuous monitoring locations for VOCs and particulates must reflect the nearest potentially exposed individuals and the location of ventilation system intakes for nearby structures. The use of engineering controls such as vapor/dust barriers, temporary negative-pressure enclosures, or special ventilation devices should be considered to prevent exposures related to the work activities and to control dust and odors. Consideration should be given to implementing the planned activities when potentially exposed populations are at a minimum, such as during weekends or evening hours in non-residential settings.

If total VOC concentrations opposite the walls of occupied structures or next to intake vents exceed 1 ppm, monitoring should occur within the occupied structure(s). Background readings in the occupied spaces must be taken prior to commencement of the planned work. Any unusual background readings should be discussed with NYSDOH prior to commencement of the work.

If total particulate concentrations opposite the walls of occupied structures or next to intake vents exceed 150 mcg/m3, work activities should be suspended until controls are implemented and are successful in reducing the total particulate concentration to 150 mcg/m3 or less at the monitoring point.

4.9 Erosion and Dust Controls

As part of the remedial actions to be performed at the Site, measures will be needed to limit erosion and dust generation. Erosion control and dust suppression techniques will be employed as necessary to limit erosion and fugitive dust generated in disturbed areas during remediation and redevelopment activities. Such techniques may be employed

even if the community air monitoring results indicate that particulate levels are below action levels. Techniques may include but are not limited to:

- using silt fencing, hay bales, and / or mulching;
- applying water on haul roads and ingress / egress points;
- wetting equipment and excavation surfaces;
- hauling materials in properly tarped or watertight containers;
- limiting vehicle speed on the Site;
- limiting the size of excavations; and
- covering excavated areas and materials following excavation

Effectiveness of the dust suppression measures will be evaluated based on the results of the air monitoring that will be conducted under the CAMP provided in **Appendix B**.

4.10 Confirmatory Sampling

The RI determined the nature and extent of contamination on the Site, including confirmatory sampling, and sufficient data was generated to perform soil removal IRMs. However, some grids do require additional confirmatory sampling as shown in **Figure 10**. Additionally, if while implementing the remedy or performing future development work soil contamination is discovered that differs from that identified during the RI, confirmatory sampling may be considered in light of the requirements of DER-10, or in consultation with the Department.

One soil sample will be collected from Grid B1, G5, H3, and H4 and analyzed for the following:

- TCL VOCs,
- TCL SVOCs,
- TCL pesticides,
- Total polychlorinated biphenyls (PCBs),
- Target Analyte List (TAL) metals,
- Total mercury,
- Total cyanide,

- Hexavalent chromium,
- Silvex,
- Per- and Polyfluoroalkl Substances (PFAS), and
- 1,4-dioxane.

Appendix C provides the Quality Assurance Project Plan for the samples collected.

4.11 Perimeter Sampling

HFM samples will be collected from the bottom of each sidewall at the perimeter of the Site during the excavation. Samples collected from perimeter locations will be used to document and characterize sub-surface conditions adjacent to the Site.

In nine locations, one HFM or soil sample will be collected and analyzed for the following:

- TCL VOCs,
- TCL SVOCs,
- TCL pesticides,
- Total polychlorinated biphenyls (PCBs),
- Target Analyte List (TAL) metals,
- Total mercury,
- Total cyanide,
- Hexavalent chromium,
- Silvex,
- Per- and Polyfluoroalkl Substances (PFAS), and
- 1,4-dioxane

Figure 10 shows the locations of perimeter samples. **Appendix C** provides the Quality Assurance Project Plan for the samples collected.

4.12 Schedule

The following is the schedule to implement the remedy and achieve a Certificate of Completion (COC):

Table 4-2: Schedule

Date	Task
Monthly by 10th day	Progress reports
December 29, 2023	RI Report submitted to DEC
January 2024	AA Report and RWP Report submitted to DEC
January 2027	Remedial system construction complete
March 2027	Draft Final Engineering Report (FER) submitted to DEC
April 2027	Final FER submitted in final form to DEC

FIGURES

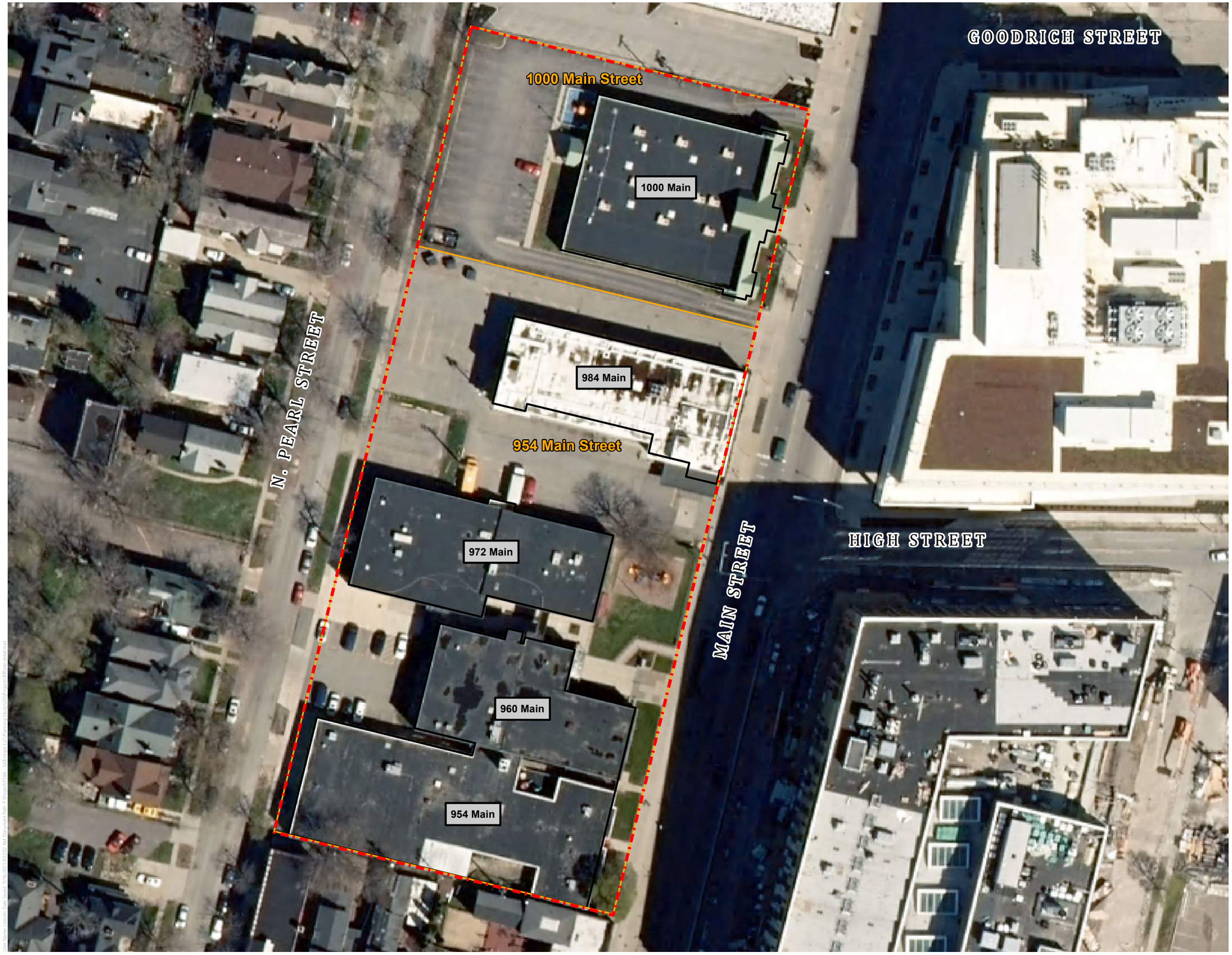

C&S COMPANIES®

Figure 1

Site Detail

Brownfield Cleanup Program (BCP) Site

Property Boundary

972 Main Building ID

N

0 30 60 120 Feet

1 in. = 60 feet
When printed at 11 in. by 17 in.

Hope on Main
954 Main Street
Brownfield Cleanup Program

Sources: . Created by C&S Engineers, Inc.

C&S COMPANIES®

Figure 2

Existing Conditions

Brownfield Cleanup Program (BCP) Site

Interim Remedial Measure (IRM) Boundary

Survey Legend

- CATCH BASIN
- CLEAN OUT
- COMMUNICATIONS MANHOLE
- ELECTRIC MANHOLE
- FLOOD LIGHT
- GAS SERVICE VALVE
- GAS VALVE
- GUY WIRE
- HYDRANT
- LIGHT POLE, STANDARD
- PARKING METER
- SANITARY MANHOLE
- SANITARY VENT
- SIGN, ONE POST
- SIGN, TWO POST
- TRAFFIC MANHOLE
- UTILITY POLE
- WATER SERVICE VALVE
- WATER VALVE

N

0 30 60 Feet

1" = 30'

When printed on 24 in. by 36 in.

Hope on Main
954 Main Street
Brownfield Cleanup Program

Sources: Survey information was provided by GPI Engineering, Landscape, Architecture & Surveying, LLP dated 12/10/2021. C&S Engineers, Inc. assumes no responsibility for its accuracy.

cmartin 1/4/2024 12:20:55 PM F:\Project\X97 - The Salvation Army\X97000001 - Buffalo Salvation Army BCP\Planning-Study\CADD\Sheets\DETAIL.dwg

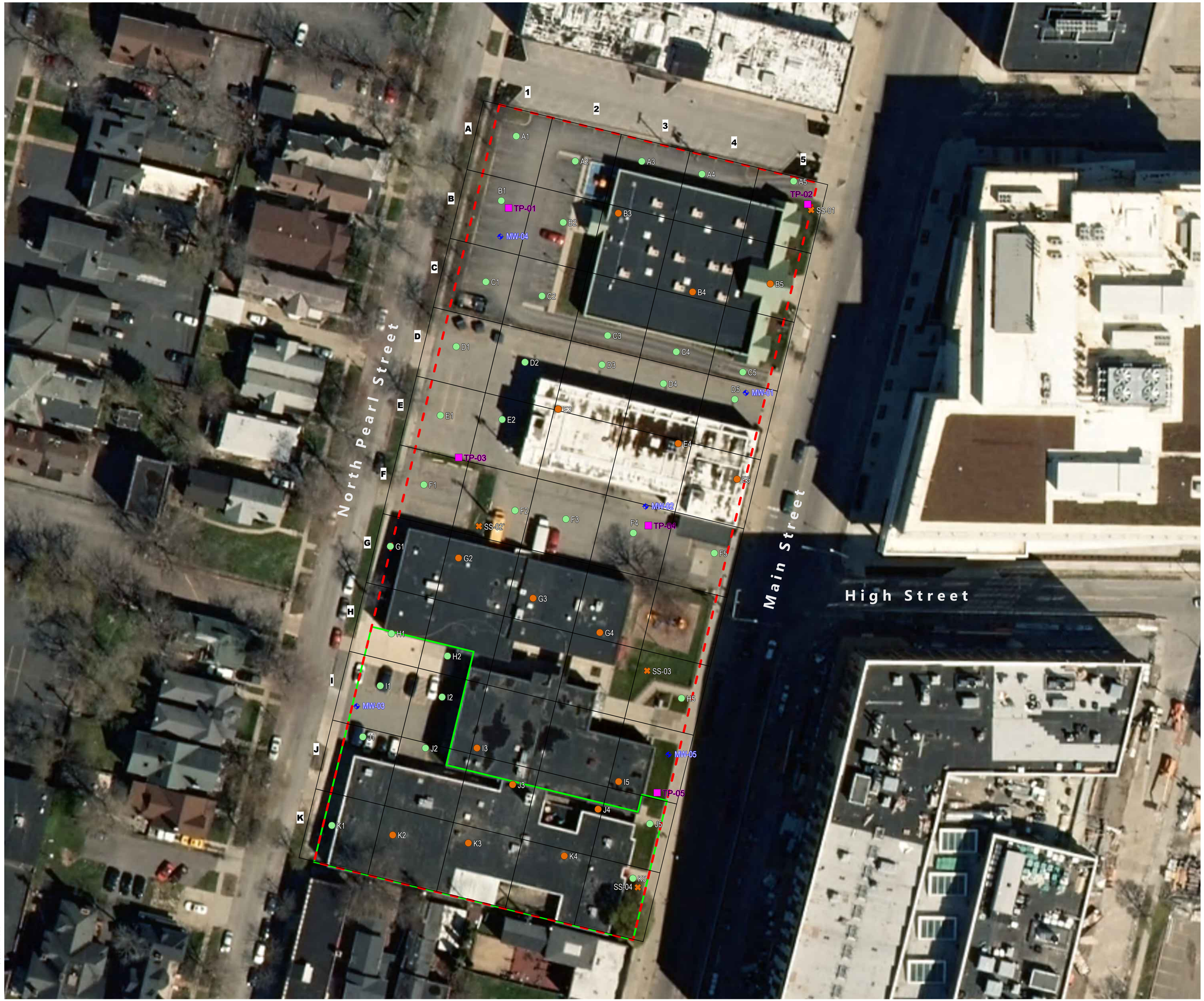

C&S COMPANIES®

Figure 3

RI Sampling Locations

- Brownfield Cleanup Program (BCP) Site
- Interim Remedial Measure (IRM) Boundary
- Surface Soil Sample Locations
- Groundwater Monitoring Well
- Interior Soil Boring Location
- Exterior Soil Boring Location
- Test Pit Location

N

0 30 60 Feet

1" = 30'

When printed on 24 in. by 36 in.

Hope on Main
954 Main Street
Brownfield Cleanup Program

Sources: Survey information was provided by GPI Engineering, Landscape, Architecture & Surveying, LLP dated 12/10/2021. C&S Engineers, Inc. assumes no responsibility for its accuracy.

cmartin 1/4/2024 12:18:36 PM F:\Project\Y59A - 548 Hope LLC\Design\CADD\Model Files\sampling.dwg

C&S COMPANIES®

Figure 4

Fill Depths

- Brownfield Cleanup Program (BCP) Site
- Interim Remedial Measure (IRM) Boundary
- Interior Soil Boring Location
- Exterior Soil Boring Location
- Test Pit Location
- Groundwater Monitoring Well

Fill Depth (feet)

- 0 - 2
- 2 - 4
- 4 - 6

N

0 30 60 Feet

1" = 30'

When printed on 24 in. by 36 in.

Hope on Main
954 Main Street
Brownfield Cleanup Program

Sources: Survey information was provided by GPI Engineering, Landscape, Architecture & Surveying, LLP dated 12/10/2021. C&S Engineers, Inc. assumes no responsibility for its accuracy.

cmartin 1/12/2024 2:01:08 PM F:\Project\VSBA - SAB Hope LLC\Design\CADD\Model Files\fill depth.dwg



C&S COMPANIES®

Figure 5

Groundwater Flow

Brownfield Cleanup Program (BCP) Site

Interim Remedial Measure (IRM) Boundary

Groundwater Monitoring Well

Groundwater Elevation Contour (feet)

Groundwater Elevations

Well No.	Ground Elevation	Depth	Elevation	Depth	Elevation
Date	--	*9/14/2023*		*10/17/2023*	
MW-1	665.403	29.1	636.303	30.9	634.503
MW-2	666.929	41.2	625.729	39.5	627.429
MW-3	657.581	40.4	617.181	40.8	616.781
MW-4	666.613	49.4	617.213	49.53	617.083
MW-5	659.856	32.4	627.456	32.5	627.356

N

0 30 60 Feet

1" = 30'

When printed on 24 in. by 36 in.

Hope on Main
954 Main Street
Brownfield Cleanup Program

Sources: Survey information was provided by GPI Engineering, Landscape, Architecture & Surveying, LLP dated 12/10/2021. C&S Engineers, Inc. assumes no responsibility for its accuracy.

cmartin 1/4/2024 12:20:41 PM F:\Projects\Y58A - 548 Hope LLC\Design\CADD\Model Files\gw-flow.dwg

Field Sample ID	SS-01
Sample Depth (inch)	0-2
Date Sampled	08/09/2023
Units	mg/kg
PFOS	0.00142
Zinc	193

Field Sample ID	SS-02-110323
Sample Depth (inch)	0-2
Date Sampled	11/03/2023
Units	mg/kg
PFOS	0.00207
Benzo(a)anthracene	9.1
Benzo(a)pyrene	9.2
Benzo(b)fluoranthene	13
Benzo(k)fluoranthene	2.5
Chrysene	9
Dibenzo(a,h)anthracene	1.2
Indeno(1,2,3-cd)pyrene	7.4
Lead, Total	206
Mercury, Total	0.644
Zinc, Total	372

Field Sample ID	SS-03-110323
Sample Depth (inch)	0-2
Date Sampled	11/03/2023
Units	mg/kg
PFOS	0.00097
4,4'-DDE	0.00421
4,4'-DDT	0.00426

Field Sample ID	SS-04-110323
Sample Depth (inch)	0-2
Date Sampled	11/03/2023
Units	mg/kg
PFOS	0.00152
Benzo(a)anthracene	2
Benzo(a)pyrene	2.1
Benzo(b)fluoranthene	2.5
Chrysene	1.9
Indeno(1,2,3-cd)pyrene	1.6
PCBs, Total	0.233
Lead, Total	66.4
Zinc, Total	131

C&S COMPANIES®

Figure 6

Surface Soil Sampling

Brownfield Cleanup Program (BCP) Site

Interim Remedial Measure (IRM) Boundary

Surface Soil Sample Locations

Label Legend

Field Sample ID	
Sample Depth (feet)	
Date Sampled	
Units	
ANALYTE CONCENTRATION EXCEED PART 375 SOIL CLEANUP OBJECTIVES	Unrestricted Use
	Residential Use
	Restricted Residential Use
	Commercial Use
	Industrial Use

N

0 30 60 Feet

1" = 30'

When printed on 24 in. by 36 in.

Hope on Main
954 Main Street
Brownfield Cleanup Program

Sources: Survey information was provided by GPI Engineering, Landscape, Architecture & Surveying, LLP dated 12/10/2021. C&S Engineers, Inc. assumes no responsibility for its accuracy.

cmartin 1/4/2024 12:24:39 PM F:\Projects\Y59A - SAB Hope LLC\Design\CADD\Model Files\ss sampling.dwg



Field Sample ID	B2-00-TP
Sample Depth (feet)	2
Date Sampled	09/12/2023
Units	mg/kg
Lead	244
Mercury	0.541
Zinc	244

Field Sample ID	B2-00-2FT
Sample Depth (inch)	2
Date Sampled	08/08/2023
Units	mg/kg
Benzo[a]anthracene	1
Benzo[a]pyrene	1.3
Benzo[b]fluoranthene	1.6
Chrysene	1.1
Indeno[1,2,3-cd]pyrene	0.9

Field Sample ID	B2-01-3FT
Sample Depth (feet)	3
Date Sampled	08/08/2023
Units	mg/kg
All Parameters Below SCOs	

Field Sample ID	B2-02-4FT
Sample Depth (feet)	4
Date Sampled	08/08/2023
Units	mg/kg
All Parameters Below SCOs	

Field Sample ID	B3-01-
Sample Depth (feet)	2
Date Sampled	08/17/2023
Units	mg/kg
All Parameters Below SCOs	

Field Sample ID	B4-01-
Sample Depth (inch)	2
Date Sampled	08/17/2023
Units	mg/kg
Indeno[1,2,3-cd]pyrene	0.6
Lead	957
Mercury	0.544
Zinc	277

Field Sample ID	B4-02-
Sample Depth (feet)	2
Date Sampled	08/17/2023
Units	mg/kg
All Parameters Below SCOs	

Field Sample ID	B5-01-
Sample Depth (feet)	2
Date Sampled	08/17/2023
Units	mg/kg
All Parameters Below SCOs	

Field Sample ID	C1-01-5FT
Sample Depth (feet)	5
Date Sampled	08/09/2023
Units	mg/kg
All Parameters Below SCOs	

Field Sample ID	C2-01-3FT
Sample Depth (feet)	3
Date Sampled	08/08/2023
Units	mg/kg
All Parameters Below SCOs	

Field Sample ID	C3-01-4FT
Sample Depth (feet)	4
Date Sampled	08/09/2023
Units	mg/kg
All Parameters Below SCOs	

Field Sample ID	C4-00-1FT
Sample Depth (inch)	1
Date Sampled	08/09/2023
Units	mg/kg
Benzo[a]anthracene	2.2
Benzo[a]pyrene	1.8
Benzo[b]fluoranthene	2.5
Chrysene	2.2
Indeno[1,2,3-cd]pyrene	1.3
4,4'-DDE	0.0083
PCB	0.11

Field Sample ID	C4-01-2FT
Sample Depth (feet)	2
Date Sampled	08/09/2023
Units	mg/kg
All Parameters Below SCOs	

Field Sample ID	C5-01-3FT
Sample Depth (feet)	3
Date Sampled	08/09/2023
Units	mg/kg
All Parameters Below SCOs	

Field Sample ID	A1-00-3FT
Sample Depth (inch)	3
Date Sampled	08/07/2023
Units	mg/kg
Benzo[a]anthracene	1.1
Benzo[a]pyrene	1.2
Benzo[b]fluoranthene	1.2
Chrysene	1.1
Indeno[1,2,3-cd]pyrene	0.81
Lead	324
Mercury	0.24
Zinc	215

Field Sample ID	A1-01-5FT
Sample Depth (feet)	5
Date Sampled	08/07/2023
Units	mg/kg
All Parameters Below SCOs	

Field Sample ID	A2-01-2FT
Sample Depth (feet)	2
Date Sampled	08/07/2023
Units	mg/kg
4,4'-DDT	0.0068

Field Sample ID	A2-02-3FT
Sample Depth (feet)	3
Date Sampled	08/07/2023
Units	mg/kg
All Parameters Below SCOs	

Field Sample ID	A3-01-2FT
Sample Depth (feet)	2
Date Sampled	08/07/2023
Units	mg/kg
All Parameters Below SCOs	

Field Sample ID	A4-01-2FT
Sample Depth (feet)	2
Date Sampled	08/08/2023
Units	mg/kg
All Parameters Below SCOs	

Field Sample ID	A5-01-3FT
Sample Depth (feet)	3
Date Sampled	08/08/2023
Units	mg/kg
All Parameters Below SCOs	

Field Sample ID	D1-01-2FT
Sample Depth (feet)	2
Date Sampled	08/10/2023
Units	mg/kg
All Parameters Below SCOs	

Field Sample ID	D2-01-3FT
Sample Depth (feet)	3
Date Sampled	08/10/2023
Units	mg/kg
All Parameters Below SCOs	

Field Sample ID	D3-01-5FT
Sample Depth (feet)	5
Date Sampled	08/10/2023
Units	mg/kg
All Parameters Below SCOs	

Field Sample ID	D4-01 2FT
Sample Depth (feet)	2
Date Sampled	08/10/2023
Units	mg/kg
Zinc	110

Field Sample ID	D4-02 3FT
Sample Depth (feet)	3
Date Sampled	08/10/2023
Units	mg/kg
All Parameters Below SCOs	

Field Sample ID	D5-01-1FT
Sample Depth (feet)	1
Date Sampled	08/09/2023
Units	mg/kg
All Parameters Below SCOs	

Field Sample ID	E1-00 1FT
Sample Depth (feet)	1
Date Sampled	08/10/2023
Units	mg/kg
Lead	225
Zinc	185

Field Sample ID	E1-01 2FT
Sample Depth (feet)	2
Date Sampled	08/10/2023
Units	mg/kg
Lead	229
Zinc	143

Field Sample ID	E1-02 3FT
Sample Depth (feet)	3
Date Sampled	08/10/2023
Units	mg/kg
All Parameters Below SCOs	

Field Sample ID	E2-01 1FT
Sample Depth (feet)	1
Date Sampled	08/10/2023
Units	mg/kg
All Parameters Below SCOs	

Field Sample ID	E3-01
Sample Depth (feet)	2
Date Sampled	08/16/2023
Units	mg/kg
All Parameters Below SCOs	

Field Sample ID	E4-01
Sample Depth (feet)	2
Date Sampled	08/16/2023
Units	mg/kg
All Parameters Below SCOs	

Field Sample ID	E5-01
Sample Depth (feet)	2
Date Sampled	08/16/2023
Units	mg/kg
All Parameters Below SCOs	

Field Sample ID	F1-01 1FT
Sample Depth (feet)	1
Date Sampled	08/11/2023
Units	mg/kg
Lead	65.9
Mercury	0.687

Field Sample ID	F1-02 2FT
Sample Depth (feet)	2
Date Sampled	08/11/2023
Units	mg/kg
All Parameters Below SCOs	

Field Sample ID	F1-04 15FT
Sample Depth (feet)	15
Date Sampled	08/11/2023
Units	mg/kg
All Parameters Below SCOs	

Field Sample ID	F2-00 1FT
Sample Depth (inch)	1
Date Sampled	08/11/2023
Units	mg/kg
Chrysene	1.1
Lead	83.4
Mercury	0.297

Field Sample ID	F2-01 2FT
Sample Depth (feet)	2
Date Sampled	08/11/2023
Units	mg/kg
All Parameters Below SCOs	

Field Sample ID	F2-04 15FT
Sample Depth (feet)	15
Date Sampled	08/11/2023
Units	mg/kg
All Parameters Below SCOs	

Field Sample ID	F3-00-1FT
Sample Depth (feet)	1
Date Sampled	08/11/2023
Units	mg/kg
Lead	349
Mercury	0.26
Zinc	254

Field Sample ID	F3-01 2FT
Sample Depth (feet)	2
Date Sampled	08/11/2023
Units	mg/kg
All Parameters Below SCOs	

Field Sample ID	F4-01 2FT
Sample Depth (feet)	2
Date Sampled	08/11/2023
Units	mg/kg
All Parameters Below SCOs	

Field Sample ID	F5-01 2FT
Sample Depth (feet)	2
Date Sampled	08/11/2023
Units	mg/kg
All Parameters Below SCOs	

C&S COMPANIES®

Figure 7A

Subsurface Soil Sampling (North)

Brownfield Cleanup Program (BCP) Site

Interior Soil Boring Location

Exterior Soil Boring Location

Label Legend

Field Sample ID	
Sample Depth (feet)	
Date Sampled	
Units	
ANALYTE CONCENTRATION EXCEED PART 375 SOIL CLEANUP OBJECTIVES	Unrestricted Use
	Residential Use
	Restricted Residential Use
	Commercial Use
	Industrial Use

N

0 30 60 Feet

1" = 30'

When printed on 24 in. by 36 in.

Hope on Main
954 Main Street
Brownfield Cleanup Program

Sources: Survey information was provided by GPI Engineering, Landscape, Architecture & Surveying, LLP dated 12/10/2021. C&S Engineers, Inc. assumes no responsibility for its accuracy.

cmartin 12/1/2023 2:32:24 PM P:\Project\958A - 948 Hope LLC\Design\CADD\Model Files\soil sampling.dwg

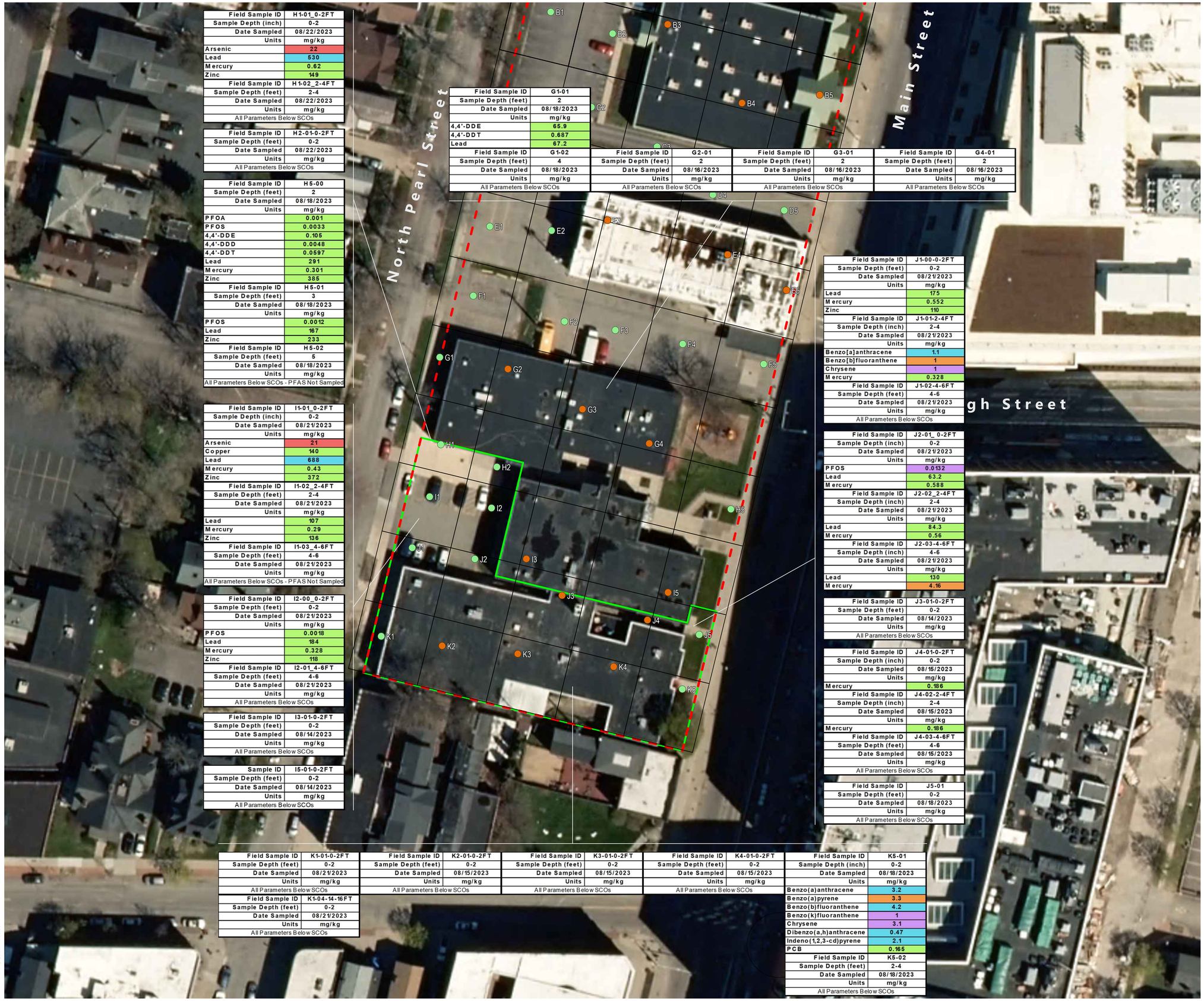

Field Sample ID	H1-01_0-2FT
Sample Depth (inch)	0-2
Date Sampled	08/22/2023
Units	mg/kg
Arsenic	22
Lead	530
Mercury	0.62
Zinc	149
Field Sample ID	H1-02_2-4FT
Sample Depth (feet)	2-4
Date Sampled	08/22/2023
Units	mg/kg
All Parameters Below SCOs	

Field Sample ID	H2-01-0-2FT
Sample Depth (feet)	0-2
Date Sampled	08/22/2023
Units	mg/kg
All Parameters Below SCOs	

Field Sample ID	H5-00
Sample Depth (feet)	2
Date Sampled	08/18/2023
Units	mg/kg
PFOA	0.001
PFOS	0.0033
4,4'-DDE	0.105
4,4'-DDD	0.0048
4,4'-DDT	0.0597
Lead	291
Mercury	0.301
Zinc	385
Field Sample ID	H5-01
Sample Depth (feet)	3
Date Sampled	08/18/2023
Units	mg/kg
PFOS	0.0012
Lead	167
Zinc	233
Field Sample ID	H5-02
Sample Depth (feet)	5
Date Sampled	08/18/2023
Units	mg/kg
All Parameters Below SCOs - PFAS Not Sampled	

Field Sample ID	I1-01_0-2FT
Sample Depth (inch)	0-2
Date Sampled	08/21/2023
Units	mg/kg
Arsenic	21
Copper	140
Lead	688
Mercury	0.43
Zinc	372
Field Sample ID	I1-02_2-4FT
Sample Depth (feet)	2-4
Date Sampled	08/21/2023
Units	mg/kg
Lead	107
Mercury	0.29
Zinc	136
Field Sample ID	I1-03_4-6FT
Sample Depth (feet)	4-6
Date Sampled	08/21/2023
Units	mg/kg
All Parameters Below SCOs - PFAS Not Sampled	

Field Sample ID	I2-00_0-2FT
Sample Depth (feet)	0-2
Date Sampled	08/21/2023
Units	mg/kg
PFOS	0.0018
Lead	184
Mercury	0.328
Zinc	118
Field Sample ID	I2-01_4-6FT
Sample Depth (feet)	4-6
Date Sampled	08/21/2023
Units	mg/kg
All Parameters Below SCOs	

Field Sample ID	I3-01-0-2FT
Sample Depth (feet)	0-2
Date Sampled	08/14/2023
Units	mg/kg
All Parameters Below SCOs	

Sample ID	I5-01-0-2FT
Sample Depth (feet)	0-2
Date Sampled	08/14/2023
Units	mg/kg
All Parameters Below SCOs	

Field Sample ID	G1-01
Sample Depth (feet)	2
Date Sampled	08/18/2023
Units	mg/kg
4,4'-DDE	65.9
4,4'-DDT	0.687
Lead	67.2
Field Sample ID	G1-02
Sample Depth (feet)	4
Date Sampled	08/18/2023
Units	mg/kg
All Parameters Below SCOs	

Field Sample ID	G2-01
Sample Depth (feet)	2
Date Sampled	08/16/2023
Units	mg/kg
All Parameters Below SCOs	

Field Sample ID	G3-01
Sample Depth (feet)	2
Date Sampled	08/16/2023
Units	mg/kg
All Parameters Below SCOs	

Field Sample ID	G4-01
Sample Depth (feet)	2
Date Sampled	08/16/2023
Units	mg/kg
All Parameters Below SCOs	

Field Sample ID	J1-00-0-2FT
Sample Depth (feet)	0-2
Date Sampled	08/21/2023
Units	mg/kg
Lead	175
Mercury	0.552
Zinc	110
Field Sample ID	J1-01-2-4FT
Sample Depth (inch)	2-4
Date Sampled	08/21/2023
Units	mg/kg
Benzo[a]anthracene	1.1
Benzo[b]fluoranthene	1
Chrysene	1
Mercury	0.328
Field Sample ID	J1-02-4-6FT
Sample Depth (feet)	4-6
Date Sampled	08/21/2023
Units	mg/kg
All Parameters Below SCOs	

Field Sample ID	J2-01_0-2FT
Sample Depth (inch)	0-2
Date Sampled	08/21/2023
Units	mg/kg
PFOS	0.0132
Lead	63.2
Mercury	0.588
Field Sample ID	J2-02_2-4FT
Sample Depth (inch)	2-4
Date Sampled	08/21/2023
Units	mg/kg
Lead	84.3
Mercury	0.56
Field Sample ID	J2-03-4-6FT
Sample Depth (inch)	4-6
Date Sampled	08/21/2023
Units	mg/kg
Lead	130
Mercury	4.16

Field Sample ID	J3-01-0-2FT
Sample Depth (feet)	0-2
Date Sampled	08/14/2023
Units	mg/kg
All Parameters Below SCOs	

Field Sample ID	J4-01-0-2FT
Sample Depth (inch)	0-2
Date Sampled	08/15/2023
Units	mg/kg
Mercury	0.186
Field Sample ID	J4-02-2-4FT
Sample Depth (inch)	2-4
Date Sampled	08/15/2023
Units	mg/kg
Mercury	0.186
Field Sample ID	J4-03-4-6FT
Sample Depth (feet)	4-6
Date Sampled	08/15/2023
Units	mg/kg
All Parameters Below SCOs	

Field Sample ID	J5-01
Sample Depth (feet)	0-2
Date Sampled	08/18/2023
Units	mg/kg
All Parameters Below SCOs	

Field Sample ID	K1-01-0-2FT
Sample Depth (feet)	0-2
Date Sampled	08/21/2023
Units	mg/kg
All Parameters Below SCOs	
Field Sample ID	K1-04-14-16FT
Sample Depth (feet)	0-2
Date Sampled	08/21/2023
Units	mg/kg
All Parameters Below SCOs	

Field Sample ID	K2-01-0-2FT
Sample Depth (feet)	0-2
Date Sampled	08/15/2023
Units	mg/kg
All Parameters Below SCOs	

Field Sample ID	K3-01-0-2FT
Sample Depth (feet)	0-2
Date Sampled	08/15/2023
Units	mg/kg
All Parameters Below SCOs	

Field Sample ID	K4-01-0-2FT
Sample Depth (feet)	0-2
Date Sampled	08/15/2023
Units	mg/kg
All Parameters Below SCOs	

Field Sample ID	K5-01
Sample Depth (inch)	0-2
Date Sampled	08/18/2023
Units	mg/kg
Benzo(a)anthracene	3.2
Benzo(a)pyrene	3.3
Benzo(b)fluoranthene	4.2
Benzo(k)fluoranthene	1
Chrysene	3.1
Dibenzo(a,h)anthracene	0.47
Indeno(1,2,3-cd)pyrene	2.1
PCB	0.165
Field Sample ID	K5-02
Sample Depth (feet)	2-4
Date Sampled	08/18/2023
Units	mg/kg
All Parameters Below SCOs	

C&S COMPANIES®

Figure 7B

Subsurface Soil Sampling (South)

- Brownfield Cleanup Program (BCP) Site
- Interim Remedial Measure (IRM) Boundary
- Interior Soil Boring Location
- Exterior Soil Boring Location

Label Legend

Field Sample ID	
Sample Depth (feet)	
Date Sampled	
Units	
ANALYTE CONCENTRATION EXCEED PART 375 SOIL CLEANUP OBJECTIVES	Unrestricted Use
	Residential Use
	Restricted Residential Use
	Commercial Use
	Industrial Use

N

0 30 60 Feet

1" = 30'

When printed on 24 in. by 36 in.

Hope on Main
954 Main Street
Brownfield Cleanup Program

Sources: Survey information was provided by GPI Engineering, Landscape, Architecture & Surveying, LLP dated 12/10/2021. C&S Engineers, Inc. assumes no responsibility for its accuracy.

cmartin 1/4/2024 12:30:53 PM F:\Project\V58A - SAB Hope LLC\Design\CADD\Model Files\soil sampling2.dwg

Field Sample ID	TP-01-2FT
Sample Depth (feet)	2
Date Sampled	09/12/2023
Units	mg/kg
Benzo[a]pyrene	1
Benzo[b]fluoranthene	1.4
Chrysene	1
Indeno[1,2,3-cd]pyrene	0.85
Lead	281
Mercury	0.293
Zinc	137

Field Sample ID	SO-MW-04-52FT
Sample Depth (feet)	52
Date Sampled	08/29/2023
Units	mg/kg
All Parameters Below SCOs	

Field Sample ID	TP-03-2FT
Sample Depth (feet)	2
Date Sampled	09/12/2023
Units	mg/kg
Benzo[a]anthracene	13
Benzo[a]pyrene	13
Benzo[b]fluoranthene	17
Benzo[k]fluoranthene	5.5
Chrysene	13
Dibenz(a,h)anthracene	1.8
Indeno[1,2,3-cd]pyrene	10
Lead	181
Mercury	0.287
Zinc	321

Field Sample ID	MW-03-45FT
Sample Depth (feet)	45
Date Sampled	08/22/2023
Units	mg/kg
All Parameters Below SCOs	

Field Sample ID	TP-02-2FT
Sample Depth (feet)	2
Date Sampled	09/12/2023
Units	mg/kg
Zinc	140

Field Sample ID	MW-1-35FT
Sample Depth (feet)	35
Date Sampled	08/23/2023
Units	mg/kg
All Parameters Below SCOs	

Field Sample ID	SO-MW-02-38-40FT
Sample Depth (feet)	38-40
Date Sampled	08/28/2023
Units	mg/kg
All Parameters Below SCOs	

Field Sample ID	TP-04-2FT
Sample Depth (feet)	2
Date Sampled	09/12/2023
Units	mg/kg
Benzo[b]fluoranthene	1.1
Indeno[1,2,3-cd]pyrene	0.68
Lead	261
Mercury	1.92
Zinc	137

Field Sample ID	MW-5-44 FT
Sample Depth (feet)	44
Date Sampled	08/24/2023
Units	mg/kg
All Parameters Below SCOs	

Field Sample ID	I5-01
Sample Depth (feet)	0-2
Date Sampled	08/18/2023
Units	mg/kg
PFOS	0.0013
4,4'-DDT	0.004
Lead	83.1
Sample ID	I5-02
Sample Depth (feet)	4
Date Sampled	08/18/2023
Units	mg/kg
Sample ID	I5-04
Sample Depth (feet)	15
Date Sampled	08/18/2023
Units	mg/kg
All Parameters Below SCOs	

Field Sample ID	TP-05-2FT
Sample Depth (feet)	2
Date Sampled	09/12/2023
Units	mg/kg
PCB	0.269
Lead	106
Mercury	0.346

C&S COMPANIES®

Figure 7C

Subsurface Soil Sampling (Monitoring Wells and Test Pits)

- Brownfield Cleanup Program (BCP) Site
- Interim Remedial Measure (IRM) Boundary
- Groundwater Monitoring Well
- Test Pit Location

Label Legend

Field Sample ID	
Sample Depth (feet)	
Date Sampled	
Units	
ANALYTE CONCENTRATION EXCEED PART 375 SOIL CLEANUP OBJECTIVES	Unrestricted Use
	Residential Use
	Restricted Residential Use
	Commercial Use
	Industrial Use

N

0 30 60 Feet

1" = 30'

When printed on 24 in. by 36 in.

Hope on Main
954 Main Street
Brownfield Cleanup Program

Sources: Survey information was provided by GPI Engineering, Landscape, Architecture & Surveying, LLP dated 12/10/2021. C&S Engineers, Inc. assumes no responsibility for its accuracy.

cmartin 1/4/2024 12:32:48 PM F:\Project\Y59A - SAB Hope LLC\Design\CADD\Model Files\soil sampling3.dwg

Field Sample ID		MW-04	
Date Sampled		09/14/2023	10/17/2023
	Units	ug/l	ug/l
Tetrachloroethene	5	5	3.4
1,2-Dichloroethane	0.6	0.83	0.64
Benzo(b)fluoranthene	0.002	0.01	ND
Benzo(k)fluoranthene	0.002	0.01	ND
Magnesium, Total	35000	69200	65700

Field Sample ID		MW-01	
Date Sampled		09/14/2023	10/17/2023
	Units	ug/l	ug/l
Chloroform	7	9.2	8.4
Aluminum, Total	2000	116000	1780
Arsenic, Total	50	70.13	1.68
Beryllium, Total	3	5.37	ND
Cadmium, Total	10	13.38	0.27
Chromium, Total	100	259.2	6.82
Iron, Total	600	247000	2580
Lead, Total	50	612.4	7.47
Magnesium, Total	35000	477000	107000
Manganese, Total	600	7033	98.04
Nickel, Total	200	267.4	10.19
Selenium, Total	20	71.7	2.14
Thallium, Total	0.5	2.37	ND

Field Sample ID		MW-03	
Date Sampled		09/15/2023	10/17/2023
	Units	ug/l	ug/l
Iron, Total	600	968	298
Magnesium, Total	35000	56300	63500
Benzo(a)pyrene	0.002	ND	0.04J
Benzo(b)fluoranthene	0.002	ND	0.04J
Benzo(k)fluoranthene	0.002	ND	0.02J
Indeno(1,2,3-cd)pyrene	0.002	ND	0.03J

Field Sample ID		MW-02	
Date Sampled		09/15/2023	10/17/2023
	Units	ug/l	ug/l
Iron, Total	600	2820	2630
Magnesium, Total	35000	64500	79700

Field Sample ID		MW-05	
Date Sampled		09/14/2023	10/17/2023
	Units	ug/l	ug/l
Benzo(a)anthracene	0.002	ND	0.02
Benzo(a)pyrene	0.002	ND	0.03
Benzo(b)fluoranthene	0.002	0.02	0.04
Benzo(k)fluoranthene	0.002	0.01	0.02
Chrysene	0.002	0.01	0.02
Indeno(1,2,3-cd)pyrene	0.002	ND	0.03
Iron, Total	600	1590	2500
Magnesium, Total	35000	51100	56600

C&S COMPANIES®

Figure 8

Groundwater Sampling

Brownfield Cleanup Program (BCP) Site

Interim Remedial Measure (IRM) Boundary

Groundwater Monitoring Well

N

0 30 60 Feet

1" = 30'

When printed on 24 in. by 36 in.

Hope on Main
954 Main Street
Brownfield Cleanup Program

Sources: Survey information was provided by GPI Engineering, Landscape, Architecture & Surveying, LLP dated 12/10/2021. C&S Engineers, Inc. assumes no responsibility for its accuracy.

cmartin 1/4/2024 12:34:37 PM F:\Project\Y58A - SAB Hope LLC\Design\CADD\Model Files\gw.sampling.dwg

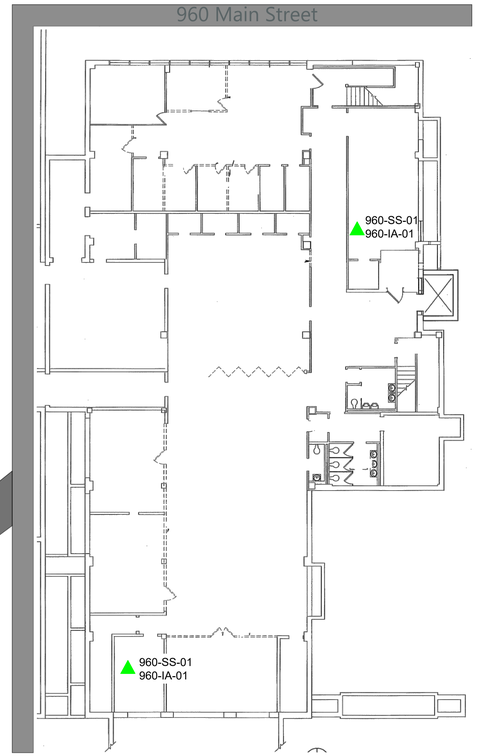

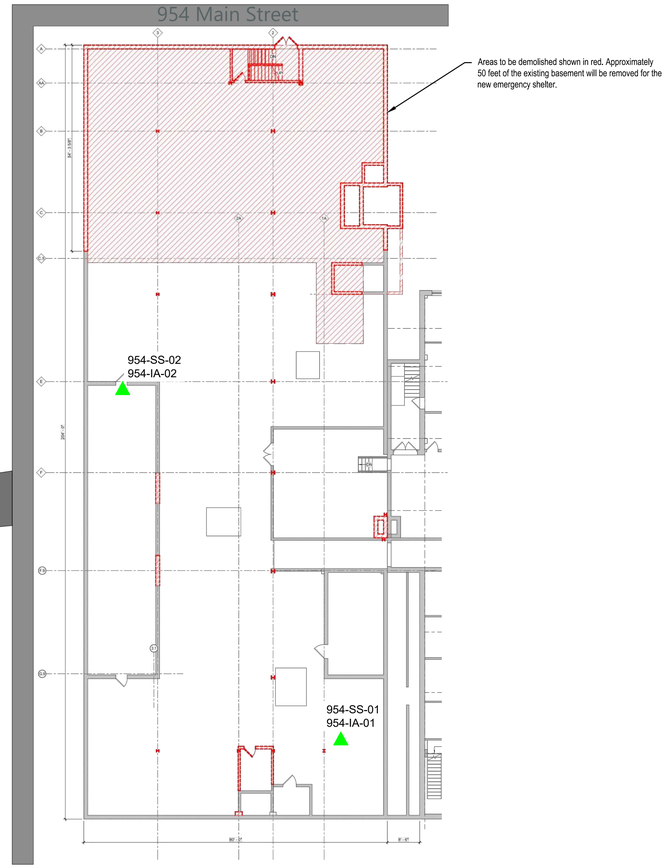

C&S COMPANIES®

Figure 9

Soil Vapor Sampling

- Brownfield Cleanup Program (BCP) Site
- Interim Remedial Measure (IRM) Boundary
- Sub-slab Vapor and Air Sampling Location
- Groundwater Monitoring Well

N

0 30.0001 60.0001 Feet

1" = 30'

When printed on 24 in. by 36 in.

Hope on Main
954 Main Street
Brownfield Cleanup Program

Sources: Survey information was provided by GPI Engineering, Landscape, Architecture & Surveying, LLP dated 12/10/2021. C&S Engineers, Inc. assumes no responsibility for its accuracy.

cmartin 1/4/2024 12:36:30 PM F:\Project\Y58A - SAB Hope LLC\Design\CADD\Model Files\sw.dwg

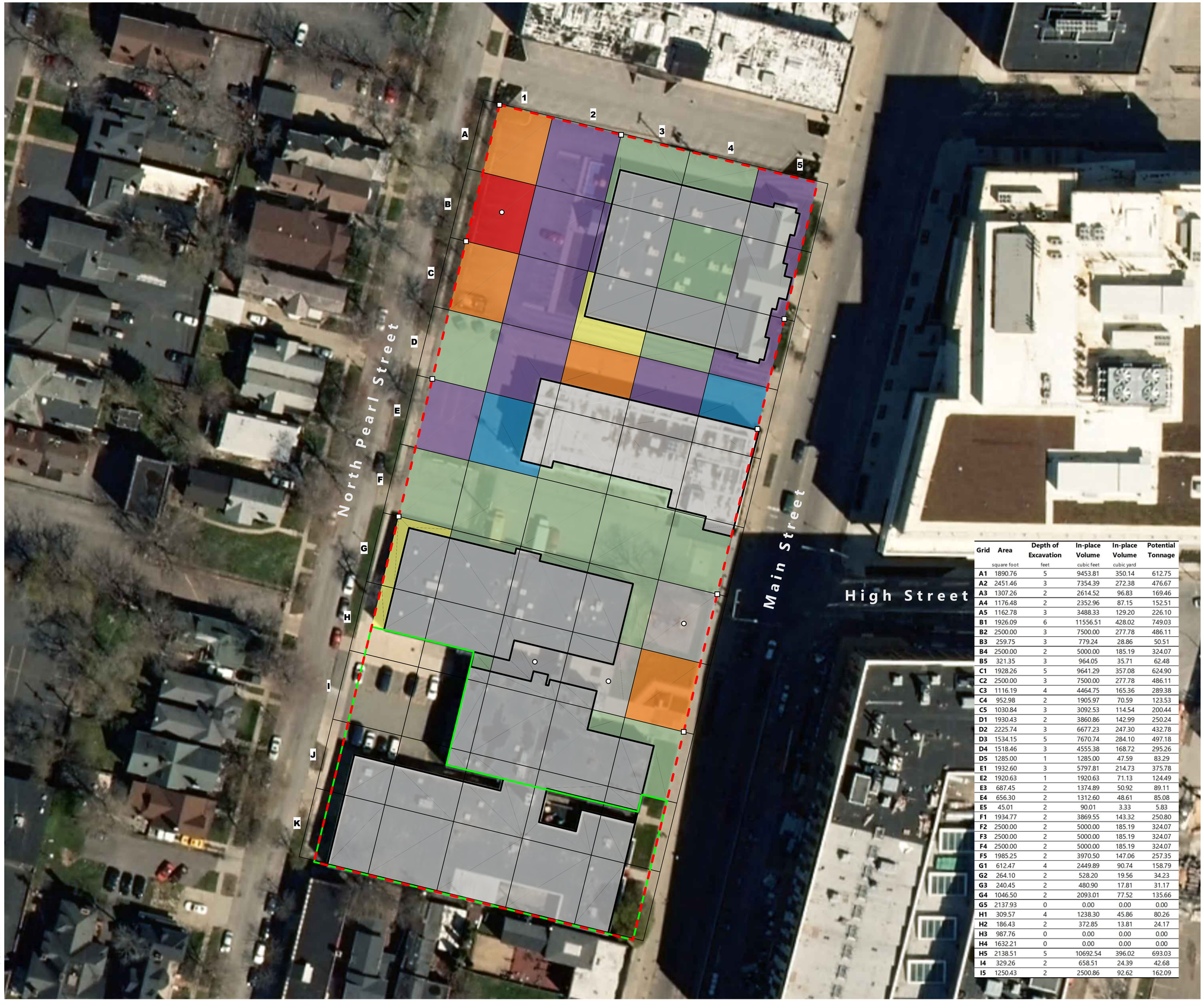

Grid	Area	Depth of Excavation	In-place Volume	In-place Volume	Potential Tonnage
	square foot	feet	cubic feet	cubic yard	
A1	1890.76	5	9453.81	350.14	612.75
A2	2451.46	3	7354.39	272.38	476.67
A3	1307.26	2	2614.52	96.83	169.46
A4	1176.48	2	2352.96	87.15	152.51
A5	1162.78	3	3488.33	129.20	226.10
B1	1926.09	6	11556.51	428.02	749.03
B2	2500.00	3	7500.00	277.78	486.11
B3	259.75	3	779.24	28.86	50.51
B4	2500.00	2	5000.00	185.19	324.07
B5	321.35	3	964.05	35.71	62.48
C1	1928.26	5	9641.29	357.08	624.90
C2	2500.00	3	7500.00	277.78	486.11
C3	1116.19	4	4464.75	165.36	289.38
C4	952.98	2	1905.97	70.59	123.53
C5	1030.84	3	3092.53	114.54	200.44
D1	1930.43	2	3860.86	142.99	250.24
D2	2225.74	3	6677.23	247.30	432.78
D3	1534.15	5	7670.74	284.10	497.18
D4	1518.46	3	4555.38	168.72	295.26
D5	1285.00	1	1285.00	47.59	83.29
E1	1932.60	3	5797.81	214.73	375.78
E2	1920.63	1	1920.63	71.13	124.49
E3	687.45	2	1374.89	50.92	89.11
E4	656.30	2	1312.60	48.61	85.08
E5	45.01	2	90.01	3.33	5.83
F1	1934.77	2	3869.55	143.32	250.80
F2	2500.00	2	5000.00	185.19	324.07
F3	2500.00	2	5000.00	185.19	324.07
F4	2500.00	2	5000.00	185.19	324.07
F5	1985.25	2	3970.50	147.06	257.35
G1	612.47	4	2449.89	90.74	158.79
G2	264.10	2	528.20	19.56	34.23
G3	240.45	2	480.90	17.81	31.17
G4	1046.50	2	2093.01	77.52	135.66
G5	2137.93	0	0.00	0.00	0.00
H1	309.57	4	1238.30	45.86	80.26
H2	186.43	2	372.85	13.81	24.17
H3	987.76	0	0.00	0.00	0.00
H4	1632.21	0	0.00	0.00	0.00
H5	2138.51	5	10692.54	396.02	693.03
I4	329.26	2	658.51	24.39	42.68
I5	1250.43	2	2500.86	92.62	162.09

C&S COMPANIES®

Figure 10

Track 1 Cleanup

Brownfield Cleanup Program (BCP) Site

Interim Remedial Measure (IRM) Boundary

Confirmatory Sample Location

Perimeter Soil Sample Location

Excavation Depth (feet)

- 0
- 1
- 2
- 3
- 4
- 5
- 6

- Material consists of non-hazardous contaminated historic fill material and impacted native soil
- Excavation based on in-place volumes of contaminated material. Potential volume of recyclable concrete, asphalt or brick is not included.
- Assumes a tonnage conversion factor of 125 per cubic foot or 1.75 per cubic yard.

Total Cubic Yards = 5,780.31
Potential Tonnage = 10,115.55

N

0 30 60 Feet

1" = 30'

When printed on 24 in. by 36 in.

Hope on Main
954 Main Street
Brownfield Cleanup Program

Sources: Survey information was provided by GPI Engineering, Landscape, Architecture & Surveying, LLP dated 12/10/2021. C&S Engineers, Inc. assumes no responsibility for its accuracy.

cmartin 1/12/2024 1:52:44 PM F:\Projects\YS8A - SAB Hope LLC\Design\CADD\Model Files\swp.track 1.dwg

TABLES

TABLE 1

Remedial Investigation Sampling Logs
Hope on Main - 954 Main Street
Brownfield Cleanup Program

Surface Sample Log

Sample ID	Site	Date	Time	Matrix	Depth (in)	VOC	PFAS	SVOC	Silvex	Pest.	PCBs	Metals	Cyanide	Hex Chrome
SS-01	954 – 1000 Main Street.	8/9/2023	11:00	Surface Soil	0 – 2	X	X	X	X	X	X	X	X	X
SS-02-110323	954 – 1000 Main Street	11/13/2023	09:35	Surface Soil	0 – 2	X	X	X	X		X	X	X	X
SS-03-110323	954 – 1000 Main Street	11/13/2023	09:45	Surface Soil	0 – 2	X	X	X	X		X	X	X	X
SS-04-110323	954 – 1000 Main Street	11/13/2023	10:05	Surface Soil	0 – 2	X	X	X	X		X	X	X	X

Groundwater Sample Log

Sample ID	Site	Date	Time	Matrix	Depth	VOC	1,4-dioxane	PFAS	SVOC	Silvex	Pest.	PCBs	Metals	Cyanide	Hex Chrome
GW-MW-01-091423	954 – 1000 Main Street.	9/14/2023	11:05	Water	32.5' - 42.5'	X	X	X	X	X	X	X	X	X	X
GW-MW-02-091523	954 – 1000 Main Street.	9/15/2023	10:15	Water	33' - 43'	X	X		X	X	X	X	X	X	X
GW-MW-03-091523	954 – 1000 Main Street.	9/15/2023	08:15	Water	36.5' - 46.5'	X	X		X	X	X	X	X	X	X
GW-MW-04-091423	954 – 1000 Main Street.	9/14/2023	09:20	Water	44' - 54'	X	X	X	X	X	X	X	X	X	X
GW-MW-05-091423	954 – 1000 Main Street.	9/14/2023	02:00	Water	35' - 45'	X	X	X	X	X	X	X	X	X	X
GW-MW-01-101723	954 – 1000 Main Street.	10/17/2023	10:45	Water	32.5' - 42.5'	X	X		X		X	X	X	X	
GW-MW-02-101723	954 – 1000 Main Street.	10/17/2023	12:20	Water	33' - 43'	X	X	X	X		X	X	X	X	
GW-MW-03-101723	954 – 1000 Main Street.	10/17/2023	02:25	Water	36.5' - 46.5'	X	X	X	X		X	X	X	X	
GW-MW-04-101723	954 – 1000 Main Street.	10/17/2023	09:10	Water	44' - 54'	X	X		X		X	X	X	X	
GW-MW-05-101723	954 – 1000 Main Street.	10/17/2023	03:30	Water	35' - 45'	X	X		X		X	X	X	X	

Subsurface Soil Sample Log

Sample ID	Site	Date	Time	Matrix	Depth (ft)	VOC	PFAS	SVOC	Silvex	Pest.	PCBs	Metals	Cyanide	Hex Chrome
A1-00-3FT	954 – 1000 Main Street.	8/7/2023	09:00	HFM	3	X	X	X	X	X	X	X	X	X
A1-01-5FT	954 – 1000 Main Street	8/7/2023	09:15	Native Soil	5	X	X	X				X	X	

Remedial Investigation Sampling Logs
Hope on Main - 954 Main Street
Brownfield Cleanup Program

A2-01-2FT	954 – 1000 Main Street	8/7/2023	09:50	Native Soil	2	X	X	X	X	X	X	X	X	X
A2-02-3FT	954 – 1000 Main Street	8/7/2023	09:55	Native Soil	3					X				
A3-01-2FT	954 – 1000 Main Street	8/7/2023	11:30	Native Soil	2	X	X	X				X	X	
A4-01-2FT	954 – 1000 Main Street	8/8/2023	11:20	Native Soil	2	X	X	X				X	X	
A5-01-3FT	954 – 1000 Main Street	8/8/2023	09:45	Native Soil	3	X	X	X				X	X	
B2-00-TP	954 – 1000 Main Street	9/12/2023	11:10	HFM	2	X	X	X	X	X	X	X	X	X
B2-00-2FT	954 – 1000 Main Street	8/8/2023	01:15	HFM	2	X	X	X	X	X	X	X	X	X
B2-01-3FT	954 – 1000 Main Street	8/8/2023	01:20	Native Soil	3	X	X	X	X	X	X	X	X	X
B2-02-4FT	954 – 1000 Main Street	8/8/2023	01:30	Native Soil	4	X	X	X	X	X	X	X	X	X
B3-01-	954 – 1000 Main Street	8/17/2023	09:40	Native Soil	2	X	X	X				X	X	
B4-01-	954 – 1000 Main Street	8/17/2023	02:00	Native Soil	2	X	X	X				X	X	
DUP-B	954 – 1000 Main Street	8/17/2023	02:00	Native Soil	2	X	X	X				X	X	
B4-02-	954 – 1000 Main Street	8/17/2023	02:10	Native Soil	4			X				X		
B5-01-	954 – 1000 Main Street	8/17/2023	02:30	Native Soil	2	X	X	X				X	X	
C1-01-5FT	954 – 1000 Main Street	8/9/2023	08:30	Native Soil	5	X	X	X				X	X	
C2-01-3FT	954 – 1000 Main Street	8/8/2023	02:30	Native Soil	3	X	X	X				X	X	
C3-01-4FT	954 – 1000 Main Street	8/9/2023	10:00	Native Soil	4	X	X	X				X	X	
C4-00-1FT	954 – 1000 Main Street	8/9/2023	11:30	HFM	1	X	X	X	X	X	X	X	X	X
C4-01-2FT	954 – 1000 Main Street	8/9/2023	11:37	Native Soil	2	X	X	X	X	X	X	X	X	X
C5-01-3FT	954 – 1000 Main Street	8/9/2023	01:30	Native Soil	3	X	X	X				X	X	
D1-01 2FT	954 – 1000 Main Street	8/10/2023	11:55	Native Soil	2	X	X	X				X	X	
D2-01 3FT	954 – 1000 Main Street	8/10/2023	10:50	Native Soil	3	X	X	X				X	X	

Remedial Investigation Sampling Logs
Hope on Main - 954 Main Street
Brownfield Cleanup Program

D3-01 5FT	954 – 1000 Main Street	8/10/2023	09:30	Native Soil	5	X	X	X	X	X	X	X	X	X
D4-01 2FT	954 – 1000 Main Street	8/10/2023	08:05	Native Soil	2	X	X	X				X	X	
D4-02 3FT	954 – 1000 Main Street	8/10/2023	08:10	Native Soil	3							X		
D5-01-1FT	954 – 1000 Main Street	8/9/2023	02:30	Native Soil	1	X	X	X				X	X	
E1-00 1FT	954 – 1000 Main Street	8/10/2023	01:15	HFM	1	X	X	X	X	X	X	X	X	X
E1-01 2FT	954 – 1000 Main Street	8/10/2023	01:20	Native Soil	2	X	X	X	X	X	X	X	X	X
E1-02 3FT	954 – 1000 Main Street	8/10/2023	01:25	Native Soil	3							X		
E2-01 1FT	954 – 1000 Main Street	8/10/2023	02:20	Native Soil	1	X	X	X				X	X	
E3-01	954 – 1000 Main Street	8/16/2023	01:00	Native Soil	2	X	X	X				X	X	
E4-01	954 – 1000 Main Street	8/16/2023	01:50	Native Soil	2	X	X	X				X	X	
E5-01	954 – 1000 Main Street	8/16/2023	02:50	Native Soil	2	X	X	X				X	X	
F1-01 1FT	954 – 1000 Main Street	8/11/2023	07:50	Native Soil	1	X	X	X	X	X	X	X	X	X
F1-02 2FT	954 – 1000 Main Street	8/11/2023	07:55	Native Soil	2							X		
F1-04 15FT	954 – 1000 Main Street	8/11/2023	08:35	Native Soil	15	X	X	X				X	X	
F2-00 1FT	954 – 1000 Main Street	8/11/2023	09:30	HFM	1	X	X	X	X	X	X	X	X	X
F2-01 2FT	954 – 1000 Main Street	8/11/2023	09:25	Native Soil	2	X	X	X				X	X	
F2-04 15FT	954 – 1000 Main Street	8/11/2023	10:15	Native Soil	15	X	X	X				X	X	
F3-00-1FT	954 – 1000 Main Street	8/11/2023	10:45	HFM	1	X	X	X	X	X	X	X	X	X
F3-01 2FT	954 – 1000 Main Street	8/11/2023	10:30	Native Soil	2	X	X	X				X	X	
DUP-C	954 – 1000 Main Street	8/11/2023	11:05	Native Soil	2	X	X	X				X	X	
F4-01 2FT	954 – 1000 Main Street	8/11/2023	12:45	Native Soil	2	X	X	X				X	X	
F5-01 2FT	954 – 1000 Main Street	8/11/2023	02:10	Native Soil	2	X	X	X				X	X	

Remedial Investigation Sampling Logs
Hope on Main - 954 Main Street
Brownfield Cleanup Program

G1-01	954 – 1000 Main Street	8/18/2023	08:30	Native Soil	2	X	X	X	X	X	X	X	X	X
G1-02	954 – 1000 Main Street	8/18/2023	08:50	Native Soil	4					X		X		
G2-01	954 – 1000 Main Street	8/16/2023	09:50	Native Soil	2	X	X	X				X	X	
G3-01	954 – 1000 Main Street	8/16/2023	11:00	Native Soil	2	X	X	X				X	X	
G4-01	954 – 1000 Main Street	8/16/2023	08:20	Native Soil	2	X	X	X				X	X	
H1-01_0-2FT	954 – 1000 Main Street	8/22/2023	08:10	Native Soil	0-2	X	X	X				X	X	
H1-02_2-4FT	954 – 1000 Main Street	8/22/2023	08:20	Native Soil	2-4							X		
H2-01-0-2FT	954 – 1000 Main Street	8/22/2023	09:00	Native Soil	0-2	X	X	X				X	X	
H5-00	954 – 1000 Main Street	8/18/2023	10:20	HFM	2	X	X	X	X	X	X	X	X	X
H5-01	954 – 1000 Main Street	8/18/2023	10:30	Native Soil	3	X	X	X				X	X	
H5-02	954 – 1000 Main Street	8/18/2023	10:40	Native Soil	5							X		
I1-01_0-2FT	954 – 1000 Main Street	8/21/2023	10:00	Native Soil	0-2	X	X	X				X	X	
DUP-D	954 – 1000 Main Street	8/21/2023	10:15	Native Soil		X	X	X				X	X	
I1-02_2-4FT	954 – 1000 Main Street	8/21/2023	10:10	Native Soil	2-4							X		
I1-03_4-6FT	954 – 1000 Main Street	8/21/2023	10:20	Native Soil	4-6							X		
I2-00_0-2FT	954 – 1000 Main Street	8/21/2023	11:10	HFM	0-2	X	X	X	X	X	X	X	X	X
I2-01_4-6FT	954 – 1000 Main Street	8/21/2023	11:20	Native Soil	4-6	X	X	X	X	X	X	X	X	X
I3-01-0-2FT	954 – 1000 Main Street	8/14/2023	11:00	Native Soil	0-2	X	X	X				X	X	
I5-01-0-2FT	954 – 1000 Main Street	8/14/2023	12:30	Native Soil	0-2	X	X	X				X	X	
I5-01	954 – 1000 Main Street	8/18/2023	11:30	Native Soil	0-2	X	X	X	X	X	X	X	X	X
I5-02	954 – 1000 Main Street	8/18/2023	12:00	Native Soil	4					X		X		
I5-04	954 – 1000 Main Street	8/18/2023	12:20	Native Soil	15	X	X	X				X	X	

Remedial Investigation Sampling Logs
Hope on Main - 954 Main Street
Brownfield Cleanup Program

J1-00-0-2FT	954 – 1000 Main Street	8/21/2023	01:30	HFM	0-2	X	X	X	X	X	X	X	X	X
J1-01-2-4FT	954 – 1000 Main Street	8/21/2023	01:40	Native Soil	2-4	X	X	X	X	X	X	X	X	X
DUP-A	954 – 1000 Main Street	8/21/2023	01:45	Native Soil	4-6	X	X	X	X	X	X	X	X	X
J1-02-4-6FT	954 – 1000 Main Street	8/21/2023	01:50	Native Soil	4-6			X				X		
J2-01_ 0-2FT	954 – 1000 Main Street	8/21/2023	12:30	Native Soil	0-2	X	X	X				X	X	
J2-02_2-4FT	954 – 1000 Main Street	8/21/2023	12:40	Native Soil	2-4							X		
J2-03-4-6FT	954 – 1000 Main Street	8/21/2023	12:50	Native Soil	4-6							X		
J3-01-0-2FT	954 – 1000 Main Street	8/14/2023	09:30	Native Soil	0-2	X	X	X				X	X	
J4-01-0-2FT	954 – 1000 Main Street	8/15/2023	01:20	Native Soil	0-2	X	X	X				X	X	
J4-02-2-4FT	954 – 1000 Main Street	8/15/2023	01:30	Native Soil	2-4							X		
J4-03-4-6FT	954 – 1000 Main Street	8/15/2023	01:40	Native Soil	4-6							X		
J5-01	954 – 1000 Main Street	8/18/2023	01:20	Native Soil	0-2	X	X	X				X	X	
K1-01-0-2FT	954 – 1000 Main Street	8/21/2023	02:30	Native Soil	0-2	X	X	X				X	X	
K1-04-14-16FT	954 – 1000 Main Street	8/21/2023	03:00	Native Soil	14-16	X	X	X				X	X	
K2-01-0-2FT	954 – 1000 Main Street	8/15/2023	08:30	Native Soil	0-2	X	X	X				X	X	
K3-01-0-2FT	954 – 1000 Main Street	8/15/2023	11:30	Native Soil	0-2	X	X	X				X	X	
K4-01-0-2FT	954 – 1000 Main Street	8/15/2023	10:30	Native Soil	0-2	X	X	X				X	X	
K5-01	954 – 1000 Main Street	8/18/2023	02:00	Native Soil	0-2	X	X	X	X	X	X	X	X	X
K5-02	954 – 1000 Main Street	8/18/2023	02:10	Native Soil	2-4			X			X			
MW-03-45FT	954 – 1000 Main Street	8/22/2023	04:00	Native Soil	45	X	X	X				X	X	
MW-1-35FT	954 – 1000 Main Street	8/23/2023	01:30	Native Soil	35	X	X	X				X	X	
MW-5-44 FT	954 – 1000 Main Street	8/24/2023	03:30	Native Soil	44	X	X	X				X	X	

SO-MW-02-38-40FT	954 – 1000 Main Street	8/28/2023	11:30	Native Soil	38-40	X	X	X	X	X	X	X	X	X
SO-MW-04-52FT	954 – 1000 Main Street	8/29/2023	11:00	Native Soil	52	X	X	X	X	X	X	X	X	X
TP-01-2FT	954 – 1000 Main Street	9/12/2023	09:50	HFM	2	X	X	X	X	X	X	X	X	X
TP-02-2FT	954 – 1000 Main Street	9/12/2023	09:40	HFM	2	X	X	X	X	X	X	X	X	X
TP-03-2FT	954 – 1000 Main Street	9/12/2023	09:00	HFM	2	X	X	X	X	X	X	X	X	X
TP-04-2FT	954 – 1000 Main Street	9/12/2023	12:30	HFM	2	X	X	X	X	X	X	X	X	X
TP-05-2FT	954 – 1000 Main Street	9/12/2023	09:20	HFM	2	X	X	X	X	X	X	X	X	X

Waste Characterization Sample Log

Sample ID	Site	Date	Time	Matrix	Depth (ft)	TCLP VOC	TCLP SVOC	TCLP Herb.	PCBs	TCLP Metals	pH	Reactivity	Ignitibility	Hex Chrome
A1-WC	954 – 1000 Main Street.	8/7/2023	01:00	HFM	1-3	X	X	X	X	X	X	X	X	X
A5-WC	954 – 1000 Main Street	8/8/2023	10:15	HFM	1-3	X	X	X	X	X	X	X	X	X
B2-WC	954 – 1000 Main Street	8/8/2023	02:30	HFM	1-3	X	X	X	X	X	X	X	X	X
C2-WC	954 – 1000 Main Street	8/8/2023	03:00	HFM	1-3	X	X	X	X	X	X	X	X	X
C4-WC	954 – 1000 Main Street.	9/12/2023	10:00	HFM	1-3	X	X	X	X	X	X	X	X	X
D3-WC	954 – 1000 Main Street.	9/12/2023	12:25	HFM	1-3	X	X	X	X	X	X	X	X	X
F1-WC	954 – 1000 Main Street.	8/11/2023	02:00	HFM	1-3	X	X	X	X	X	X	X	X	X
F2-WC	954 – 1000 Main Street.	9/12/2023	09:00	HFM	1-3	X	X	X	X	X	X	X	X	X
F4-WC	954 – 1000 Main Street.	9/12/2023	10:00	HFM	1-3	X	X	X	X	X	X	X	X	X
H1-WC	954 – 1000 Main Street.	8/22/2023	08:40	HFM	1-3	X	X	X	X	X	X	X	X	X
I2-WC	954 – 1000 Main Street.	8/21/2023	11:50	HFM	1-3	X	X	X	X	X	X	X	X	X
J1-WC	954 – 1000 Main Street.	8/21/2023	01:10	HFM	1-3	X	X	X	X	X	X	X	X	X

J2-WC	954 – 1000 Main Street.	8/21/2023	01:00	HFM	1-3	X	X	X	X	X	X	X	X	X
J5-WC	954 – 1000 Main Street.	8/18/2023	03:50	HFM	1-3	X	X	X	X	X	X	X	X	X
J5-WC	954 – 1000 Main Street.	9/12/2023	09:30	HFM	1-3	X	X	X	X	X	X	X	X	X
K1-WC	954 – 1000 Main Street.	8/21/2023	03:00	HFM	1-3	X	X	X	X	X	X	X	X	X
K5-WC	954 – 1000 Main Street.	8/18/2023	03:00	HFM	1-3	X	X	X	X	X	X	X	X	X

Soil Vapor Sample Log

Sample ID	Site	Date	Time	Matrix	TO-15	TO-15 SIM
954-SS-01	954 Main Street	12/5/2023	11:00	Soil Vapor	X	
954-IA-01	954 Main Street	12/5/2023	11:01	Indoor Air		X
954-SS-02	954 Main Street	12/5/2023	10:58	Soil Vapor	X	
954-IA-02	954 Main Street	12/5/2023	10:59	Indoor Air		X
960-SS-01	960 Main Street	12/5/2023	10:54	Soil Vapor	X	
960-IA-01	960 Main Street	12/5/2023	10:55	Indoor Air		X
960-SS-02	960 Main Street	12/5/2023	10:53	Soil Vapor	X	
960-IA-02	960 Main Street	12/5/2023	10:52	Indoor Air		X
OA-01-120523	954 – 1000 Main Street	12/5/2023	11:05	Outdoor Air		X

TABLE 2

Surface Soil Data Summary
Hope on Main - 954 Main Street
Brownfield Cleanup Program

					SAMPLE ID:	SS-01			SS-02-110323		
					COLLECTION DATE:	8/9/2023			11/3/2023		
					SAMPLE DEPTH:	0-2"			0-2"		
					SAMPLE MATRIX:	SOIL			SOIL		
	NY-UNRES	NY-RESR	NY-RESRR	NY-RESC	NY-RESI						
ANALYTE	(mg/kg)	(mg/kg)	(mg/kg)	(mg/kg)	(mg/kg)	Result	Flg	RL	Result	Flg	RL
VOCs											
Methylene chloride	0.05	51	100	500	1000	ND		0.0074	ND		0.007
1,1-Dichloroethane	0.27	19	26	240	480	ND		0.0015	ND		0.0014
Chloroform	0.37	10	49	350	700	ND		0.0022	ND		0.0021
Carbon tetrachloride	0.76	1.4	2.4	22	44	ND		0.0015	ND		0.0014
1,2-Dichloropropane	NA	NA	NA	NA	NA	ND		0.0015	ND		0.0014
Dibromochloromethane	NA	NA	NA	NA	NA	ND		0.0015	ND		0.0014
1,1,2-Trichloroethane	NA	NA	NA	NA	NA	ND		0.0015	ND		0.0014
Tetrachloroethene	1.3	5.5	19	150	300	ND		0.00074	ND		0.0007
Chlorobenzene	1.1	100	100	500	1000	ND		0.00074	ND		0.0007
Trichlorofluoromethane	NA	NA	NA	NA	NA	ND		0.0059	ND		0.0056
1,2-Dichloroethane	0.02	2.3	3.1	30	60	ND		0.0015	ND		0.0014
1,1,1-Trichloroethane	0.68	100	100	500	1000	ND		0.00074	ND		0.0007
Bromodichloromethane	NA	NA	NA	NA	NA	ND		0.00074	ND		0.0007
trans-1,3-Dichloropropene	NA	NA	NA	NA	NA	ND		0.0015	ND		0.0014
cis-1,3-Dichloropropene	NA	NA	NA	NA	NA	ND		0.00074	ND		0.0007
Bromoform	NA	NA	NA	NA	NA	ND		0.0059	ND		0.0056
1,1,2,2-Tetrachloroethane	NA	NA	NA	NA	NA	ND		0.00074	ND		0.0007
Benzene	0.06	2.9	4.8	44	89	ND		0.00074	ND		0.0007
Toluene	0.7	100	100	500	1000	ND		0.0015	ND		0.0014
Ethylbenzene	1	30	41	390	780	ND		0.0015	ND		0.0014
Chloromethane	NA	NA	NA	NA	NA	ND		0.0059	ND		0.0056
Bromomethane	NA	NA	NA	NA	NA	ND		0.0029	ND		0.0028
Vinyl chloride	0.02	0.21	0.9	13	27	ND		0.0015	ND		0.0014
Chloroethane	NA	NA	NA	NA	NA	ND		0.0029	ND		0.0028
1,1-Dichloroethene	0.33	100	100	500	1000	ND		0.0015	ND		0.0014
trans-1,2-Dichloroethene	0.19	100	100	500	1000	ND		0.0022	ND		0.0021
Trichloroethene	0.47	10	21	200	400	ND		0.00074	ND		0.0007
1,2-Dichlorobenzene	1.1	100	100	500	1000	ND		0.0029	ND		0.0028
1,3-Dichlorobenzene	2.4	17	49	280	560	ND		0.0029	ND		0.0028
1,4-Dichlorobenzene	1.8	9.8	13	130	250	ND		0.0029	ND		0.0028
Methyl tert butyl ether	0.93	62	100	500	1000	ND		0.0029	ND		0.0028
p/m-Xylene	NA	NA	NA	NA	NA	ND		0.0029	ND		0.0028
o-Xylene	NA	NA	NA	NA	NA	ND		0.0015	ND		0.0014
cis-1,2-Dichloroethene	0.25	59	100	500	1000	ND		0.0015	ND		0.0014
Styrene	NA	NA	NA	NA	NA	ND		0.0015	ND		0.0014
Dichlorodifluoromethane	NA	NA	NA	NA	NA	ND		0.015	ND		0.014
Acetone	0.05	100	100	500	1000	ND		0.015	ND		0.014
Carbon disulfide	NA	NA	NA	NA	NA	ND		0.015	ND		0.014
2-Butanone	0.12	100	100	500	1000	ND		0.015	ND		0.014
4-Methyl-2-pentanone	NA	NA	NA	NA	NA	ND		0.015	ND		0.014
2-Hexanone	NA	NA	NA	NA	NA	ND		0.015	ND		0.014
1,2-Dibromoethane	NA	NA	NA	NA	NA	ND		0.0015	ND		0.0014
n-Butylbenzene	12	100	100	500	1000	ND		0.0015	ND		0.0014
sec-Butylbenzene	11	100	100	500	1000	ND		0.0015	ND		0.0014
tert-Butylbenzene	5.9	100	100	500	1000	ND		0.0029	ND		0.0028
1,2-Dibromo-3-chloropropane	NA	NA	NA	NA	NA	ND		0.0044	ND		0.0042
Isopropylbenzene	NA	NA	NA	NA	NA	ND		0.0015	ND		0.0014
p-Isopropyltoluene	NA	NA	NA	NA	NA	ND		0.0015	ND		0.0014
Naphthalene	12	100	100	500	1000	ND		0.0059	ND		0.0056
n-Propylbenzene	3.9	100	100	500	1000	ND		0.0015	ND		0.0014
1,2,4-Trichlorobenzene	NA	NA	NA	NA	NA	ND		0.0029	ND		0.0028
1,3,5-Trimethylbenzene	8.4	47	52	190	380	ND		0.0029	ND		0.0028
1,2,4-Trimethylbenzene	3.6	47	52	190	380	ND		0.0029	ND		0.0028
Methyl Acetate	NA	NA	NA	NA	NA	ND		0.0059	ND		0.0056
Cyclohexane	NA	NA	NA	NA	NA	ND		0.015	ND		0.014
Freon-113	NA	NA	NA	NA	NA	ND		0.0059	ND		0.0056
Methyl cyclohexane	NA	NA	NA	NA	NA	ND		0.0059	ND		0.0056
PERFLUORINATED ALKYL ACIDS											
Perfluorobutanoic Acid (PFBA)	NA	NA	NA	NA	NA	0.000355	J	0.000777	0.000247	J	0.000797
Perfluoropentanoic Acid (PFPeA)	NA	NA	NA	NA	NA	0.000497		0.000388	0.000386	J	0.000399
Perfluorobutanesulfonic Acid (PFBS)	NA	NA	NA	NA	NA	ND		0.000194	ND		0.000199
1H,1H,2H,2H-Perfluorohexanesulfonic Acid (4:2FTS)	NA	NA	NA	NA	NA	ND		0.000777	ND		0.000797
Perfluorohexanoic Acid (PFHxA)	NA	NA	NA	NA	NA	0.00037		0.000194	0.00026		0.000199
Perfluoropentanesulfonic Acid (PFPeS)	NA	NA	NA	NA	NA	ND		0.000194	ND		0.000199
Perfluoroheptanoic Acid (PFHpA)	NA	NA	NA	NA	NA	0.00019	J	0.000194	0.000167	J	0.000199
Perfluorohexanesulfonic Acid (PFHxS)	NA	NA	NA	NA	NA	ND		0.000194	ND		0.000199
Perfluorooctanoic Acid (PFOA)	0.00066	0.0066	0.033	0.5	0.6	0.000444		0.000194	0.0005		0.000199
1H,1H,2H,2H-Perfluorooctanesulfonic Acid (6:2FTS)	NA	NA	NA	NA	NA	ND		0.000777	ND		0.000797

TABLE 2

Surface Soil Data Summary
Hope on Main - 954 Main Street
Brownfield Cleanup Program

					SAMPLE ID:	SS-01			SS-02-110323		
					COLLECTION DATE:	8/9/2023			11/3/2023		
					SAMPLE DEPTH:	0-2"			0-2"		
					SAMPLE MATRIX:	SOIL			SOIL		
	NY-UNRES	NY-RESR	NY-RESRR	NY-RESC	NY-RESI						
ANALYTE	(mg/kg)	(mg/kg)	(mg/kg)	(mg/kg)	(mg/kg)	Result	Flg	RL	Result	Flg	RL
Perfluoroheptanesulfonic Acid (PFHpS)	NA	NA	NA	NA	NA	ND		0.000194	ND		0.000199
Perfluorononanoic Acid (PFNA)	NA	NA	NA	NA	NA	0.00022		0.000194	0.000218		0.000199
Perfluorooctanesulfonic Acid (PFOS)	0.00088	0.0088	0.044	0.44	0.44	**0.00142**		0.000194	**0.00207**		0.000199
Perfluorodecanoic Acid (PFDA)	NA	NA	NA	NA	NA	0.000182	J	0.000194	0.000372		0.000199
1H,1H,2H,2H-Perfluorodecanesulfonic Acid (8:2FTS)	NA	NA	NA	NA	NA	ND		0.000777	ND		0.000797
Perfluorononanesulfonic Acid (PFNS)	NA	NA	NA	NA	NA	ND		0.000194	ND		0.000199
N-Methyl Perfluorooctanesulfonamidoacetic Acid (NMeFOSAA)	NA	NA	NA	NA	NA	ND		0.000194	ND		0.000199
Perfluoroundecanoic Acid (PFUnA)	NA	NA	NA	NA	NA	0.000105	J	0.000194	0.000104	J	0.000199
Perfluorodecanesulfonic Acid (PFDS)	NA	NA	NA	NA	NA	ND		0.000194	0.000082	J	0.000199
Perfluorooctanesulfonamide (PFOSA)	NA	NA	NA	NA	NA	ND		0.000194	ND		0.000199
N-Ethyl Perfluorooctanesulfonamidoacetic Acid (NEtFOSAA)	NA	NA	NA	NA	NA	ND		0.000194	ND		0.000199
Perfluorododecanoic Acid (PFDoA)	NA	NA	NA	NA	NA	0.000065	J	0.000194	0.000161	J	0.000199
Perfluorotridecanoic Acid (PFTrDA)	NA	NA	NA	NA	NA	ND		0.000194	ND		0.000199
Perfluorotetradecanoic Acid (PFTeDA)	NA	NA	NA	NA	NA	ND		0.000194	ND		0.000199
Hexafluoropropylene Oxide Dimer Acid (HFPO-DA)	NA	NA	NA	NA	NA	ND		0.000777	ND		0.000797
4,8-Dioxa-3h-Perfluorononanoic Acid (ADONA)	NA	NA	NA	NA	NA	ND		0.000777	ND		0.000797
Perfluorododecanesulfonic Acid (PFDoS)	NA	NA	NA	NA	NA	ND		0.000194	ND		0.000199
9-Chlorohexadecafluoro-3-Oxanone-1-Sulfonic Acid (9Cl-PF3ONS)	NA	NA	NA	NA	NA	ND		0.000777	ND		0.000797
11-Chloroeicosafluoro-3-Oxaundecane-1-Sulfonic Acid (11Cl-PF3OUdS)	NA	NA	NA	NA	NA	ND		0.000777	ND		0.000797
N-Methyl Perfluorooctane Sulfonamide (NMeFOSA)	NA	NA	NA	NA	NA	ND		0.000194	ND		0.000199
N-Ethyl Perfluorooctane Sulfonamide (NEtFOSA)	NA	NA	NA	NA	NA	ND		0.000194	ND		0.000199
N-Methyl Perfluorooctanesulfonamido Ethanol (NMeFOSE)	NA	NA	NA	NA	NA	ND		0.00194	ND		0.00199
N-Ethyl Perfluorooctanesulfonamido Ethanol (NEtFOSE)	NA	NA	NA	NA	NA	ND		0.00194	ND		0.00199
Perfluoro-3-Methoxypropanoic Acid (PFMPA)	NA	NA	NA	NA	NA	ND		0.000388	ND		0.000399
Perfluoro-4-Methoxybutanoic Acid (PFMBA)	NA	NA	NA	NA	NA	ND		0.000388	ND		0.000399
Perfluoro(2-Ethoxyethane)Sulfonic Acid (PFEESA)	NA	NA	NA	NA	NA	ND		0.000388	ND		0.000399
Nonafluoro-3,6-Dioxaheptanoic Acid (NFDHA)	NA	NA	NA	NA	NA	ND		0.000388	ND		0.000399
3-Perfluoropropyl Propanoic Acid (3:3FTCA)	NA	NA	NA	NA	NA	ND		0.000971	ND		0.000997
2H,2H,3H,3H-Perfluorooctanoic Acid (5:3FTCA)	NA	NA	NA	NA	NA	ND		0.00485	ND		0.00498
3-Perfluoroheptyl Propanoic Acid (7:3FTCA)	NA	NA	NA	NA	NA	ND		0.00485	ND		0.00498
SVOCs											
Acenaphthene	20	100	100	500	1000	ND		0.17	1.2		0.17
Hexachlorobenzene	0.33	0.33	1.2	6	12	ND		0.12	ND		0.13
Bis(2-chloroethyl)ether	NA	NA	NA	NA	NA	ND		0.19	ND		0.19
2-Chloronaphthalene	NA	NA	NA	NA	NA	ND		0.21	ND		0.21
3,3'-Dichlorobenzidine	NA	NA	NA	NA	NA	ND		0.21	ND		0.21
2,4-Dinitrotoluene	NA	NA	NA	NA	NA	ND		0.21	ND		0.21
2,6-Dinitrotoluene	NA	NA	NA	NA	NA	ND		0.21	ND		0.21
Fluoranthene	100	100	100	500	1000	0.76		0.12	21	E	0.13
4-Chlorophenyl phenyl ether	NA	NA	NA	NA	NA	ND		0.21	ND		0.21
4-Bromophenyl phenyl ether	NA	NA	NA	NA	NA	ND		0.21	ND		0.21
Bis(2-chloroisopropyl)ether	NA	NA	NA	NA	NA	ND		0.25	ND		0.26
Bis(2-chloroethoxy)methane	NA	NA	NA	NA	NA	ND		0.22	ND		0.23
Hexachlorobutadiene	NA	NA	NA	NA	NA	ND		0.21	ND		0.21
Hexachlorocyclopentadiene	NA	NA	NA	NA	NA	ND		0.6	ND		0.61
Hexachloroethane	NA	NA	NA	NA	NA	ND		0.17	ND		0.17
Isophorone	NA	NA	NA	NA	NA	ND		0.19	ND		0.19
Naphthalene	12	100	100	500	1000	ND		0.21	0.13	J	0.21
Nitrobenzene	NA	NA	NA	NA	NA	ND		0.19	ND		0.19
NDPA/DPA	NA	NA	NA	NA	NA	ND		0.17	ND		0.17
n-Nitrosodi-n-propylamine	NA	NA	NA	NA	NA	ND		0.21	ND		0.21
Bis(2-ethylhexyl)phthalate	NA	NA	NA	NA	NA	0.12	J	0.21	0.39		0.21
Butyl benzyl phthalate	NA	NA	NA	NA	NA	ND		0.21	ND		0.21
Di-n-butylphthalate	NA	NA	NA	NA	NA	ND		0.21	ND		0.21
Di-n-octylphthalate	NA	NA	NA	NA	NA	ND		0.21	ND		0.21
Diethyl phthalate	NA	NA	NA	NA	NA	ND		0.21	ND		0.21
Dimethyl phthalate	NA	NA	NA	NA	NA	ND		0.21	ND		0.21
Benzo(a)anthracene	1	1	1	5.6	11	0.3		0.12	**9.1**	**E**	0.13
Benzo(a)pyrene	1	1	1	1	1.1	0.42		0.17	**9.2**	**E**	0.17
Benzo(b)fluoranthene	1	1	1	5.6	11	0.61		0.12	**13**	**E**	0.13
Benzo(k)fluoranthene	0.8	1	3.9	56	110	0.18		0.12	**2.5**		0.13
Chrysene	1	1	3.9	56	110	0.4		0.12	**9**	**E**	0.13
Acenaphthylene	100	100	100	500	1000	ND		0.17	0.075	J	0.17
Anthracene	100	100	100	500	1000	ND		0.12	2.9		0.13
Benzo(ghi)perylene	100	100	100	500	1000	0.34		0.17	5.6		0.17
Fluorene	30	100	100	500	1000	ND		0.21	1.2		0.21

TABLE 2

Surface Soil Data Summary
Hope on Main - 954 Main Street
Brownfield Cleanup Program

					SAMPLE ID:	SS-01			SS-02-110323		
					COLLECTION DATE:	8/9/2023			11/3/2023		
					SAMPLE DEPTH:	0-2"			0-2"		
					SAMPLE MATRIX:	SOIL			SOIL		
	NY-UNRES	NY-RESR	NY-RESRR	NY-RESC	NY-RESI						
ANALYTE	(mg/kg)	(mg/kg)	(mg/kg)	(mg/kg)	(mg/kg)	Result	Flg	RL	Result	Flg	RL
Phenanthrene	100	100	100	500	1000	0.23		0.12	14	E	0.13
Dibenzo(a,h)anthracene	0.33	0.33	0.33	0.56	1.1	0.065	J	0.12	**1.2**		0.13
Indeno(1,2,3-cd)pyrene	0.5	0.5	0.5	5.6	11	0.39		0.17	**7.4**		0.17
Pyrene	100	100	100	500	1000	0.6		0.12	17	E	0.13
Biphenyl	NA	NA	NA	NA	NA	ND		0.48	0.041	J	0.49
4-Chloroaniline	NA	NA	NA	NA	NA	ND		0.21	ND		0.21
2-Nitroaniline	NA	NA	NA	NA	NA	ND		0.21	ND		0.21
3-Nitroaniline	NA	NA	NA	NA	NA	ND		0.21	ND		0.21
4-Nitroaniline	NA	NA	NA	NA	NA	ND		0.21	ND		0.21
Dibenzofuran	7	14	59	350	1000	ND		0.21	0.57		0.21
2-Methylnaphthalene	NA	NA	NA	NA	NA	ND		0.25	0.11	J	0.26
1,2,4,5-Tetrachlorobenzene	NA	NA	NA	NA	NA	ND		0.21	ND		0.21
Acetophenone	NA	NA	NA	NA	NA	ND		0.21	ND		0.21
2,4,6-Trichlorophenol	NA	NA	NA	NA	NA	ND		0.12	ND		0.13
p-Chloro-m-cresol	NA	NA	NA	NA	NA	ND		0.21	ND		0.21
2-Chlorophenol	NA	NA	NA	NA	NA	ND		0.21	ND		0.21
2,4-Dichlorophenol	NA	NA	NA	NA	NA	ND		0.19	ND		0.19
2,4-Dimethylphenol	NA	NA	NA	NA	NA	ND		0.21	ND		0.21
2-Nitrophenol	NA	NA	NA	NA	NA	ND		0.45	ND		0.46
4-Nitrophenol	NA	NA	NA	NA	NA	ND		0.29	ND		0.3
2,4-Dinitrophenol	NA	NA	NA	NA	NA	ND		1	ND		1
4,6-Dinitro-o-cresol	NA	NA	NA	NA	NA	ND		0.54	ND		0.56
Pentachlorophenol	0.8	2.4	6.7	6.7	55	ND		0.17	ND		0.17
Phenol	0.33	100	100	500	1000	ND		0.21	ND		0.21
2-Methylphenol	0.33	100	100	500	1000	ND		0.21	ND		0.21
3-Methylphenol/4-Methylphenol	0.33	34	100	500	1000	ND		0.3	ND		0.31
2,4,5-Trichlorophenol	NA	NA	NA	NA	NA	ND		0.21	ND		0.21
Carbazole	NA	NA	NA	NA	NA	0.047	J	0.21	1.8		0.21
Atrazine	NA	NA	NA	NA	NA	ND		0.17	ND		0.17
Benzaldehyde	NA	NA	NA	NA	NA	0.058	J	0.28	ND		0.28
Caprolactam	NA	NA	NA	NA	NA	ND		0.21	ND		0.21
2,3,4,6-Tetrachlorophenol	NA	NA	NA	NA	NA	ND		0.21	ND		0.21
1,4-Dioxane	0.1	9.8	13	130	250	ND		0.031	ND		0.032
HERBICIDES											
2,4,5-TP (Silvex)	3.8	58	100	500	1000	ND		0.208	ND		0.213
PESTICIDES											
Delta-BHC	0.04	100	100	500	1000	ND		0.002	ND		0.00203
Lindane	0.1	0.28	1.3	9.2	23	ND		0.000834	ND		0.000847
Alpha-BHC	0.02	0.097	0.48	3.4	6.8	ND		0.000834	ND		0.000847
Beta-BHC	0.036	0.072	0.36	3	14	ND		0.002	ND		0.00203
Heptachlor	0.042	0.42	2.1	15	29	ND		0.001	ND		0.00102
Aldrin	0.005	0.019	0.097	0.68	1.4	ND		0.002	ND		0.00203
Heptachlor epoxide	NA	NA	NA	NA	NA	ND		0.00375	ND		0.00381
Endrin	0.014	2.2	11	89	410	ND		0.000834	ND		0.000847
Endrin aldehyde	NA	NA	NA	NA	NA	ND		0.0025	ND		0.00254
Endrin ketone	NA	NA	NA	NA	NA	ND		0.002	ND		0.00203
Dieldrin	0.005	0.039	0.2	1.4	2.8	ND		0.00125	ND		0.00127
4,4'-DDE	0.0033	1.8	8.9	62	120	0.00105	JIP	0.002	ND		0.00203
4,4'-DDD	0.0033	2.6	13	92	180	ND		0.002	ND		0.00203
4,4'-DDT	0.0033	1.7	7.9	47	94	ND		0.002	ND		0.00203
Endosulfan I	2.4	4.8	24	200	920	ND		0.002	ND		0.00203
Endosulfan II	2.4	4.8	24	200	920	ND		0.002	ND		0.00203
Endosulfan sulfate	2.4	4.8	24	200	920	ND		0.000834	ND		0.000847
Methoxychlor	NA	NA	NA	NA	NA	ND		0.00375	ND		0.00381
Toxaphene	NA	NA	NA	NA	NA	ND		0.0375	ND		0.0381
cis-Chlordane	0.094	0.91	4.2	24	47	ND		0.0025	ND		0.00254
trans-Chlordane	NA	NA	NA	NA	NA	ND		0.0025	ND		0.00254
Chlordane	NA	NA	NA	NA	NA	ND		0.0167	ND		0.0169
POLYCHLORINATED BIPHENYLS											
Aroclor 1016	0.1	1	1	1	25	ND		0.061	ND		0.0636
Aroclor 1221	0.1	1	1	1	25	ND		0.061	ND		0.0636
Aroclor 1232	0.1	1	1	1	25	ND		0.061	ND		0.0636
Aroclor 1242	0.1	1	1	1	25	ND		0.061	ND		0.0636
Aroclor 1248	0.1	1	1	1	25	ND		0.061	ND		0.0636
Aroclor 1254	0.1	1	1	1	25	ND		0.061	ND		0.0636
Aroclor 1260	0.1	1	1	1	25	ND		0.061	ND		0.0636
Aroclor 1262	0.1	1	1	1	25	ND		0.061	ND		0.0636
Aroclor 1268	0.1	1	1	1	25	ND		0.061	ND		0.0636
PCBs, Total	0.1	1	1	1	25	ND		0.061	ND		0.0636
METALS											

TABLE 2

Surface Soil Data Summary
Hope on Main - 954 Main Street
Brownfield Cleanup Program

					SAMPLE ID:	**SS-01**			**SS-02-110323**		
					COLLECTION DATE:	**8/9/2023**			**11/3/2023**		
					SAMPLE DEPTH:	**0-2"**			**0-2"**		
					SAMPLE MATRIX:	**SOIL**			**SOIL**		
	NY-UNRES	**NY-RESR**	**NY-RESRR**	**NY-RESC**	**NY-RESI**						
ANALYTE	**(mg/kg)**	**(mg/kg)**	**(mg/kg)**	**(mg/kg)**	**(mg/kg)**	Result	Flg	RL	Result	Flg	RL
Aluminum, Total	NA	NA	NA	NA	NA	7510		9.75	6460		10.2
Antimony, Total	NA	NA	NA	NA	NA	1.33	J	4.87	0.656	J	5.08
Arsenic, Total	13	16	16	16	16	3.78		0.975	4.92		1.02
Barium, Total	350	350	400	400	10000	65.3		0.975	64		1.02
Beryllium, Total	7.2	14	72	590	2700	0.459	J	0.487	0.397	J	0.508
Cadmium, Total	2.5	2.5	4.3	9.3	60	0.32	J	0.975	0.599	J	1.02
Calcium, Total	NA	NA	NA	NA	NA	8710		9.75	9580		10.2
Chromium, Total	NA	NA	NA	NA	NA	16.7		0.975	18.3		1.02
Cobalt, Total	NA	NA	NA	NA	NA	5.16		1.95	4.02		2.03
Copper, Total	50	270	270	270	10000	21.2		0.975	24.3		1.02
Iron, Total	NA	NA	NA	NA	NA	14600		4.87	14400		5.08
Lead, Total	63	400	400	1000	3900	40.5		4.87	**206**		5.08
Magnesium, Total	NA	NA	NA	NA	NA	3520		9.75	3120		10.2
Manganese, Total	1600	2000	2000	10000	10000	376		0.975	296		1.02
Mercury, Total	0.18	0.81	0.81	2.8	5.7	0.069	J	0.084	**0.644**		0.085
Nickel, Total	30	140	310	310	10000	12.5		2.44	12.1		2.54
Potassium, Total	NA	NA	NA	NA	NA	665		244	738		254
Selenium, Total	3.9	36	180	1500	6800	0.279	J	1.95	0.865	J	2.03
Silver, Total	2	36	180	1500	6800	ND		0.487	ND		0.508
Sodium, Total	NA	NA	NA	NA	NA	96.4	J	195	53.4	J	203
Thallium, Total	NA	NA	NA	NA	NA	ND		1.95	0.336	J	2.03
Vanadium, Total	NA	NA	NA	NA	NA	15.8		0.975	14.3		1.02
Zinc, Total	109	2200	10000	10000	10000	**193**		4.87	**372**		5.08
GENERAL CHEMISTRY											
Solids, Total	NA	NA	NA	NA	NA	78.5		0.1	77.3		0.1
Cyanide, Total	27	27	27	27	10000	ND		1.2	ND		1.2
Chromium, Hexavalent	1	22	110	400	800	ND		1.02	ND		1.03

TABLE 2

Surface Soil Data Summary
Hope on Main - 954 Main Street
Brownfield Cleanup Program

					SAMPLE ID:	SS-03-110323			SS-04-110323		
					COLLECTION DATE:	11/3/2023			11/3/2023		
					SAMPLE DEPTH:	0-2"			0-2"		
					SAMPLE MATRIX:	SOIL			SOIL		
	NY-UNRES	NY-RESR	NY-RESRR	NY-RESC	NY-RESI						
ANALYTE	(mg/kg)	(mg/kg)	(mg/kg)	(mg/kg)	(mg/kg)	Result	Flg	RL	Result	Flg	RL
VOCs											
Methylene chloride	0.05	51	100	500	1000	ND		0.0065	ND		0.0062
1,1-Dichloroethane	0.27	19	26	240	480	ND		0.0013	ND		0.0012
Chloroform	0.37	10	49	350	700	ND		0.002	ND		0.0018
Carbon tetrachloride	0.76	1.4	2.4	22	44	ND		0.0013	ND		0.0012
1,2-Dichloropropane	NA	NA	NA	NA	NA	ND		0.0013	ND		0.0012
Dibromochloromethane	NA	NA	NA	NA	NA	ND		0.0013	ND		0.0012
1,1,2-Trichloroethane	NA	NA	NA	NA	NA	ND		0.0013	ND		0.0012
Tetrachloroethene	1.3	5.5	19	150	300	ND		0.00065	ND		0.00062
Chlorobenzene	1.1	100	100	500	1000	ND		0.00065	ND		0.00062
Trichlorofluoromethane	NA	NA	NA	NA	NA	ND		0.0052	ND		0.0049
1,2-Dichloroethane	0.02	2.3	3.1	30	60	ND		0.0013	ND		0.0012
1,1,1-Trichloroethane	0.68	100	100	500	1000	ND		0.00065	ND		0.00062
Bromodichloromethane	NA	NA	NA	NA	NA	ND		0.00065	ND		0.00062
trans-1,3-Dichloropropene	NA	NA	NA	NA	NA	ND		0.0013	ND		0.0012
cis-1,3-Dichloropropene	NA	NA	NA	NA	NA	ND		0.00065	ND		0.00062
Bromoform	NA	NA	NA	NA	NA	ND		0.0052	ND		0.0049
1,1,2,2-Tetrachloroethane	NA	NA	NA	NA	NA	ND		0.00065	ND		0.00062
Benzene	0.06	2.9	4.8	44	89	ND		0.00065	ND		0.00062
Toluene	0.7	100	100	500	1000	ND		0.0013	ND		0.0012
Ethylbenzene	1	30	41	390	780	ND		0.0013	ND		0.0012
Chloromethane	NA	NA	NA	NA	NA	ND		0.0052	ND		0.0049
Bromomethane	NA	NA	NA	NA	NA	ND		0.0026	ND		0.0025
Vinyl chloride	0.02	0.21	0.9	13	27	ND		0.0013	ND		0.0012
Chloroethane	NA	NA	NA	NA	NA	ND		0.0026	ND		0.0025
1,1-Dichloroethene	0.33	100	100	500	1000	ND		0.0013	ND		0.0012
trans-1,2-Dichloroethene	0.19	100	100	500	1000	ND		0.002	ND		0.0018
Trichloroethene	0.47	10	21	200	400	ND		0.00065	ND		0.00062
1,2-Dichlorobenzene	1.1	100	100	500	1000	ND		0.0026	ND		0.0025
1,3-Dichlorobenzene	2.4	17	49	280	560	ND		0.0026	ND		0.0025
1,4-Dichlorobenzene	1.8	9.8	13	130	250	ND		0.0026	ND		0.0025
Methyl tert butyl ether	0.93	62	100	500	1000	ND		0.0026	ND		0.0025
p/m-Xylene	NA	NA	NA	NA	NA	ND		0.0026	ND		0.0025
o-Xylene	NA	NA	NA	NA	NA	ND		0.0013	ND		0.0012
cis-1,2-Dichloroethene	0.25	59	100	500	1000	ND		0.0013	ND		0.0012
Styrene	NA	NA	NA	NA	NA	ND		0.0013	ND		0.0012
Dichlorodifluoromethane	NA	NA	NA	NA	NA	ND		0.013	ND		0.012
Acetone	0.05	100	100	500	1000	ND		0.013	ND		0.012
Carbon disulfide	NA	NA	NA	NA	NA	ND		0.013	ND		0.012
2-Butanone	0.12	100	100	500	1000	ND		0.013	ND		0.012
4-Methyl-2-pentanone	NA	NA	NA	NA	NA	ND		0.013	ND		0.012
2-Hexanone	NA	NA	NA	NA	NA	ND		0.013	ND		0.012
1,2-Dibromoethane	NA	NA	NA	NA	NA	ND		0.0013	ND		0.0012
n-Butylbenzene	12	100	100	500	1000	ND		0.0013	ND		0.0012
sec-Butylbenzene	11	100	100	500	1000	ND		0.0013	ND		0.0012
tert-Butylbenzene	5.9	100	100	500	1000	ND		0.0026	ND		0.0025
1,2-Dibromo-3-chloropropane	NA	NA	NA	NA	NA	ND		0.0039	ND		0.0037
Isopropylbenzene	NA	NA	NA	NA	NA	ND		0.0013	ND		0.0012
p-Isopropyltoluene	NA	NA	NA	NA	NA	ND		0.0013	ND		0.0012
Naphthalene	12	100	100	500	1000	ND		0.0052	ND		0.0049
n-Propylbenzene	3.9	100	100	500	1000	ND		0.0013	ND		0.0012
1,2,4-Trichlorobenzene	NA	NA	NA	NA	NA	ND		0.0026	ND		0.0025
1,3,5-Trimethylbenzene	8.4	47	52	190	380	ND		0.0026	ND		0.0025
1,2,4-Trimethylbenzene	3.6	47	52	190	380	ND		0.0026	ND		0.0025
Methyl Acetate	NA	NA	NA	NA	NA	ND		0.0052	ND		0.0049
Cyclohexane	NA	NA	NA	NA	NA	ND		0.013	ND		0.012
Freon-113	NA	NA	NA	NA	NA	ND		0.0052	ND		0.0049
Methyl cyclohexane	NA	NA	NA	NA	NA	ND		0.0052	ND		0.0049
PERFLUORINATED ALKYL ACIDS											
Perfluorobutanoic Acid (PFBA)	NA	NA	NA	NA	NA	0.000274	J	0.000797	0.000323	J	0.000794
Perfluoropentanoic Acid (PFPeA)	NA	NA	NA	NA	NA	0.000349	J	0.000399	0.000396	J	0.000397
Perfluorobutanesulfonic Acid (PFBS)	NA	NA	NA	NA	NA	ND		0.000199	ND		0.000198
1H,1H,2H,2H-Perfluorohexanesulfonic Acid (4:2FTS)	NA	NA	NA	NA	NA	ND		0.000797	ND		0.000794
Perfluorohexanoic Acid (PFHxA)	NA	NA	NA	NA	NA	0.000272		0.000199	0.000361		0.000198
Perfluoropentanesulfonic Acid (PFPeS)	NA	NA	NA	NA	NA	ND		0.000199	ND		0.000198
Perfluoroheptanoic Acid (PFHpA)	NA	NA	NA	NA	NA	0.000195	J	0.000199	0.000182	J	0.000198
Perfluorohexanesulfonic Acid (PFHxS)	NA	NA	NA	NA	NA	ND		0.000199	ND		0.000198
Perfluorooctanoic Acid (PFOA)	0.00066	0.0066	0.033	0.5	0.6	0.000429		0.000199	0.000356		0.000198
1H,1H,2H,2H-Perfluorooctanesulfonic Acid (6:2FTS)	NA	NA	NA	NA	NA	0.000281	J	0.000797	ND		0.000794

TABLE 2

Surface Soil Data Summary
Hope on Main - 954 Main Street
Brownfield Cleanup Program

					SAMPLE ID:	SS-03-110323			SS-04-110323		
					COLLECTION DATE:	11/3/2023			11/3/2023		
					SAMPLE DEPTH:	0-2"			0-2"		
					SAMPLE MATRIX:	SOIL			SOIL		
	NY-UNRES	NY-RESR	NY-RESRR	NY-RESC	NY-RESI						
ANALYTE	**(mg/kg)**	**(mg/kg)**	**(mg/kg)**	**(mg/kg)**	**(mg/kg)**	Result	Flg	RL	Result	Flg	RL
Perfluoroheptanesulfonic Acid (PFHpS)	NA	NA	NA	NA	NA	ND		0.000199	ND		0.000198
Perfluorononanoic Acid (PFNA)	NA	NA	NA	NA	NA	0.000144	J	0.000199	0.00019	J	0.000198
Perfluorooctanesulfonic Acid (PFOS)	0.00088	0.0088	0.044	0.44	0.44	**0.00097**		0.000199	**0.00152**		0.000198
Perfluorodecanoic Acid (PFDA)	NA	NA	NA	NA	NA	0.00014	J	0.000199	0.000248		0.000198
1H,1H,2H,2H-Perfluorodecanesulfonic Acid (8:2FTS)	NA	NA	NA	NA	NA	ND		0.000797	ND		0.000794
Perfluorononanesulfonic Acid (PFNS)	NA	NA	NA	NA	NA	ND		0.000199	ND		0.000198
N-Methyl Perfluorooctanesulfonamidoacetic Acid (NMeFOSAA)	NA	NA	NA	NA	NA	ND		0.000199	ND		0.000198
Perfluoroundecanoic Acid (PFUnA)	NA	NA	NA	NA	NA	ND		0.000199	0.000086	J	0.000198
Perfluorodecanesulfonic Acid (PFDS)	NA	NA	NA	NA	NA	0.000094	J	0.000199	0.000129	J	0.000198
Perfluorooctanesulfonamide (PFOSA)	NA	NA	NA	NA	NA	ND		0.000199	ND		0.000198
N-Ethyl Perfluorooctanesulfonamidoacetic Acid (NEtFOSAA)	NA	NA	NA	NA	NA	ND		0.000199	ND		0.000198
Perfluorododecanoic Acid (PFDoA)	NA	NA	NA	NA	NA	ND		0.000199	0.000095	J	0.000198
Perfluorotridecanoic Acid (PFTrDA)	NA	NA	NA	NA	NA	ND		0.000199	ND		0.000198
Perfluorotetradecanoic Acid (PFTeDA)	NA	NA	NA	NA	NA	ND		0.000199	ND		0.000198
Hexafluoropropylene Oxide Dimer Acid (HFPO-DA)	NA	NA	NA	NA	NA	ND		0.000797	ND		0.000794
4,8-Dioxa-3h-Perfluorononanoic Acid (ADONA)	NA	NA	NA	NA	NA	ND		0.000797	ND		0.000794
Perfluorododecanesulfonic Acid (PFDoS)	NA	NA	NA	NA	NA	ND		0.000199	ND		0.000198
9-Chlorohexadecafluoro-3-Oxanone-1-Sulfonic Acid (9Cl-PF3ONS)	NA	NA	NA	NA	NA	ND		0.000797	ND		0.000794
11-Chloroeicosafluoro-3-Oxaundecane-1-Sulfonic Acid (11Cl-PF3OUdS)	NA	NA	NA	NA	NA	ND		0.000797	ND		0.000794
N-Methyl Perfluorooctane Sulfonamide (NMeFOSA)	NA	NA	NA	NA	NA	ND		0.000199	ND		0.000198
N-Ethyl Perfluorooctane Sulfonamide (NEtFOSA)	NA	NA	NA	NA	NA	ND		0.000199	ND		0.000198
N-Methyl Perfluorooctanesulfonamido Ethanol (NMeFOSE)	NA	NA	NA	NA	NA	ND		0.00199	ND		0.00198
N-Ethyl Perfluorooctanesulfonamido Ethanol (NEtFOSE)	NA	NA	NA	NA	NA	ND		0.00199	ND		0.00198
Perfluoro-3-Methoxypropanoic Acid (PFMPA)	NA	NA	NA	NA	NA	ND		0.000399	ND		0.000397
Perfluoro-4-Methoxybutanoic Acid (PFMBA)	NA	NA	NA	NA	NA	ND		0.000399	ND		0.000397
Perfluoro(2-Ethoxyethane)Sulfonic Acid (PFEESA)	NA	NA	NA	NA	NA	ND		0.000399	ND		0.000397
Nonafluoro-3,6-Dioxaheptanoic Acid (NFDHA)	NA	NA	NA	NA	NA	ND		0.000399	ND		0.000397
3-Perfluoropropyl Propanoic Acid (3:3FTCA)	NA	NA	NA	NA	NA	ND		0.000997	ND		0.000992
2H,2H,3H,3H-Perfluorooctanoic Acid (5:3FTCA)	NA	NA	NA	NA	NA	ND		0.00498	ND		0.00496
3-Perfluoroheptyl Propanoic Acid (7:3FTCA)	NA	NA	NA	NA	NA	ND		0.00498	ND		0.00496
SVOCs											
Acenaphthene	20	100	100	500	1000	ND		0.16	0.44		0.15
Hexachlorobenzene	0.33	0.33	1.2	6	12	ND		0.12	ND		0.11
Bis(2-chloroethyl)ether	NA	NA	NA	NA	NA	ND		0.18	ND		0.17
2-Chloronaphthalene	NA	NA	NA	NA	NA	ND		0.2	ND		0.19
3,3'-Dichlorobenzidine	NA	NA	NA	NA	NA	ND		0.2	ND		0.19
2,4-Dinitrotoluene	NA	NA	NA	NA	NA	ND		0.2	ND		0.19
2,6-Dinitrotoluene	NA	NA	NA	NA	NA	ND		0.2	ND		0.19
Fluoranthene	100	100	100	500	1000	0.073	J	0.12	5.3		0.11
4-Chlorophenyl phenyl ether	NA	NA	NA	NA	NA	ND		0.2	ND		0.19
4-Bromophenyl phenyl ether	NA	NA	NA	NA	NA	ND		0.2	ND		0.19
Bis(2-chloroisopropyl)ether	NA	NA	NA	NA	NA	ND		0.24	ND		0.23
Bis(2-chloroethoxy)methane	NA	NA	NA	NA	NA	ND		0.22	ND		0.2
Hexachlorobutadiene	NA	NA	NA	NA	NA	ND		0.2	ND		0.19
Hexachlorocyclopentadiene	NA	NA	NA	NA	NA	ND		0.58	ND		0.54
Hexachloroethane	NA	NA	NA	NA	NA	ND		0.16	ND		0.15
Isophorone	NA	NA	NA	NA	NA	ND		0.18	ND		0.17
Naphthalene	12	100	100	500	1000	ND		0.2	ND		0.19
Nitrobenzene	NA	NA	NA	NA	NA	ND		0.18	ND		0.17
NDPA/DPA	NA	NA	NA	NA	NA	ND		0.16	ND		0.15
n-Nitrosodi-n-propylamine	NA	NA	NA	NA	NA	ND		0.2	ND		0.19
Bis(2-ethylhexyl)phthalate	NA	NA	NA	NA	NA	0.07	J	0.2	0.36		0.19
Butyl benzyl phthalate	NA	NA	NA	NA	NA	ND		0.2	0.091	J	0.19
Di-n-butylphthalate	NA	NA	NA	NA	NA	ND		0.2	ND		0.19
Di-n-octylphthalate	NA	NA	NA	NA	NA	ND		0.2	ND		0.19
Diethyl phthalate	NA	NA	NA	NA	NA	ND		0.2	ND		0.19
Dimethyl phthalate	NA	NA	NA	NA	NA	ND		0.2	ND		0.19
Benzo(a)anthracene	1	1	1	5.6	11	0.041	J	0.12	**2**		0.11
Benzo(a)pyrene	1	1	1	1	1.1	ND		0.16	**2.1**		0.15
Benzo(b)fluoranthene	1	1	1	5.6	11	0.051	J	0.12	**2.5**		0.11
Benzo(k)fluoranthene	0.8	1	3.9	56	110	ND		0.12	0.78		0.11
Chrysene	1	1	3.9	56	110	0.042	J	0.12	**1.9**		0.11
Acenaphthylene	100	100	100	500	1000	ND		0.16	ND		0.15
Anthracene	100	100	100	500	1000	ND		0.12	0.77		0.11
Benzo(ghi)perylene	100	100	100	500	1000	0.027	J	0.16	1.3		0.15
Fluorene	30	100	100	500	1000	ND		0.2	0.3		0.19

TABLE 2

Surface Soil Data Summary
Hope on Main - 954 Main Street
Brownfield Cleanup Program

					SAMPLE ID:	SS-03-110323			SS-04-110323		
					COLLECTION DATE:	11/3/2023			11/3/2023		
					SAMPLE DEPTH:	0-2"			0-2"		
					SAMPLE MATRIX:	SOIL			SOIL		
	NY-UNRES	NY-RESR	NY-RESRR	NY-RESC	NY-RESI						
ANALYTE	(mg/kg)	(mg/kg)	(mg/kg)	(mg/kg)	(mg/kg)	Result	Flg	RL	Result	Flg	RL
Phenanthrene	100	100	100	500	1000	0.035	J	0.12	3.4		0.11
Dibenzo(a,h)anthracene	0.33	0.33	0.33	0.56	1.1	ND		0.12	0.26		0.11
Indeno(1,2,3-cd)pyrene	0.5	0.5	0.5	5.6	11	0.036	J	0.16	**1.6**		0.15
Pyrene	100	100	100	500	1000	0.058	J	0.12	4.1		0.11
Biphenyl	NA	NA	NA	NA	NA	ND		0.46	ND		0.43
4-Chloroaniline	NA	NA	NA	NA	NA	ND		0.2	ND		0.19
2-Nitroaniline	NA	NA	NA	NA	NA	ND		0.2	ND		0.19
3-Nitroaniline	NA	NA	NA	NA	NA	ND		0.2	ND		0.19
4-Nitroaniline	NA	NA	NA	NA	NA	ND		0.2	ND		0.19
Dibenzofuran	7	14	59	350	1000	ND		0.2	0.11	J	0.19
2-Methylnaphthalene	NA	NA	NA	NA	NA	ND		0.24	ND		0.23
1,2,4,5-Tetrachlorobenzene	NA	NA	NA	NA	NA	ND		0.2	ND		0.19
Acetophenone	NA	NA	NA	NA	NA	ND		0.2	ND		0.19
2,4,6-Trichlorophenol	NA	NA	NA	NA	NA	ND		0.12	ND		0.11
p-Chloro-m-cresol	NA	NA	NA	NA	NA	ND		0.2	ND		0.19
2-Chlorophenol	NA	NA	NA	NA	NA	ND		0.2	ND		0.19
2,4-Dichlorophenol	NA	NA	NA	NA	NA	ND		0.18	ND		0.17
2,4-Dimethylphenol	NA	NA	NA	NA	NA	ND		0.2	ND		0.19
2-Nitrophenol	NA	NA	NA	NA	NA	ND		0.44	ND		0.41
4-Nitrophenol	NA	NA	NA	NA	NA	ND		0.28	ND		0.26
2,4-Dinitrophenol	NA	NA	NA	NA	NA	ND		0.98	ND		0.91
4,6-Dinitro-o-cresol	NA	NA	NA	NA	NA	ND		0.53	ND		0.49
Pentachlorophenol	0.8	2.4	6.7	6.7	55	ND		0.16	ND		0.15
Phenol	0.33	100	100	500	1000	ND		0.2	ND		0.19
2-Methylphenol	0.33	100	100	500	1000	ND		0.2	ND		0.19
3-Methylphenol/4-Methylphenol	0.33	34	100	500	1000	ND		0.29	ND		0.27
2,4,5-Trichlorophenol	NA	NA	NA	NA	NA	ND		0.2	ND		0.19
Carbazole	NA	NA	NA	NA	NA	ND		0.2	0.47		0.19
Atrazine	NA	NA	NA	NA	NA	ND		0.16	ND		0.15
Benzaldehyde	NA	NA	NA	NA	NA	ND		0.27	ND		0.25
Caprolactam	NA	NA	NA	NA	NA	ND		0.2	ND		0.19
2,3,4,6-Tetrachlorophenol	NA	NA	NA	NA	NA	ND		0.2	ND		0.19
1,4-Dioxane	0.1	9.8	13	130	250	ND		0.03	ND		0.028
HERBICIDES											
2,4,5-TP (Silvex)	3.8	58	100	500	1000	ND		0.203	ND		0.189
PESTICIDES											
Delta-BHC	0.04	100	100	500	1000	ND		0.00189	ND		0.00175
Lindane	0.1	0.28	1.3	9.2	23	ND		0.000786	ND		0.000731
Alpha-BHC	0.02	0.097	0.48	3.4	6.8	ND		0.000786	ND		0.000731
Beta-BHC	0.036	0.072	0.36	3	14	ND		0.00189	ND		0.00175
Heptachlor	0.042	0.42	2.1	15	29	ND		0.000943	ND		0.000877
Aldrin	0.005	0.019	0.097	0.68	1.4	ND		0.00189	ND		0.00175
Heptachlor epoxide	NA	NA	NA	NA	NA	ND		0.00354	ND		0.00329
Endrin	0.014	2.2	11	89	410	ND		0.000786	ND		0.000731
Endrin aldehyde	NA	NA	NA	NA	NA	ND		0.00236	ND		0.00219
Endrin ketone	NA	NA	NA	NA	NA	ND		0.00189	ND		0.00175
Dieldrin	0.005	0.039	0.2	1.4	2.8	0.00379		0.00118	ND		0.0011
4,4'-DDE	0.0033	1.8	8.9	62	120	**0.00421**		0.00189	ND		0.00175
4,4'-DDD	0.0033	2.6	13	92	180	ND		0.00189	ND		0.00175
4,4'-DDT	0.0033	1.7	7.9	47	94	**0.00426**		0.00189	ND		0.00175
Endosulfan I	2.4	4.8	24	200	920	ND		0.00189	ND		0.00175
Endosulfan II	2.4	4.8	24	200	920	ND		0.00189	ND		0.00175
Endosulfan sulfate	2.4	4.8	24	200	920	ND		0.000786	ND		0.000731
Methoxychlor	NA	NA	NA	NA	NA	ND		0.00354	ND		0.00329
Toxaphene	NA	NA	NA	NA	NA	ND		0.0354	ND		0.0329
cis-Chlordane	0.094	0.91	4.2	24	47	ND		0.00236	ND		0.00219
trans-Chlordane	NA	NA	NA	NA	NA	ND		0.00236	ND		0.00219
Chlordane	NA	NA	NA	NA	NA	ND		0.0157	ND		0.0146
POLYCHLORINATED BIPHENYLS											
Aroclor 1016	0.1	1	1	1	25	ND		0.0604	ND		0.055
Aroclor 1221	0.1	1	1	1	25	ND		0.0604	ND		0.055
Aroclor 1232	0.1	1	1	1	25	ND		0.0604	ND		0.055
Aroclor 1242	0.1	1	1	1	25	ND		0.0604	ND		0.055
Aroclor 1248	0.1	1	1	1	25	ND		0.0604	ND		0.055
Aroclor 1254	0.1	1	1	1	25	ND		0.0604	0.0733		0.055
Aroclor 1260	0.1	1	1	1	25	ND		0.0604	ND		0.055
Aroclor 1262	0.1	1	1	1	25	ND		0.0604	ND		0.055
Aroclor 1268	0.1	1	1	1	25	ND		0.0604	**0.16**		0.055
PCBs, Total	0.1	1	1	1	25	ND		0.0604	**0.233**		0.055
METALS											

TABLE 2

Surface Soil Data Summary
Hope on Main - 954 Main Street
Brownfield Cleanup Program

					SAMPLE ID:	SS-03-110323			SS-04-110323		
					COLLECTION DATE:	11/3/2023			11/3/2023		
					SAMPLE DEPTH:	0-2"			0-2"		
					SAMPLE MATRIX:	SOIL			SOIL		
	NY-UNRES	NY-RESR	NY-RESRR	NY-RESC	NY-RESI						
ANALYTE	**(mg/kg)**	**(mg/kg)**	**(mg/kg)**	**(mg/kg)**	**(mg/kg)**	Result	Flg	RL	Result	Flg	RL
Aluminum, Total	NA	NA	NA	NA	NA	7800		9.47	6200		8.9
Antimony, Total	NA	NA	NA	NA	NA	0.584	J	4.74	0.6	J	4.45
Arsenic, Total	13	16	16	16	16	4.24		0.947	4.21		0.89
Barium, Total	350	350	400	400	10000	53.5		0.947	37.5		0.89
Beryllium, Total	7.2	14	72	590	2700	0.422	J	0.474	0.337	J	0.445
Cadmium, Total	2.5	2.5	4.3	9.3	60	0.378	J	0.947	0.43	J	0.89
Calcium, Total	NA	NA	NA	NA	NA	15900		9.47	21000		8.9
Chromium, Total	NA	NA	NA	NA	NA	11		0.947	11.4		0.89
Cobalt, Total	NA	NA	NA	NA	NA	5.17		1.89	4.52		1.78
Copper, Total	50	270	270	270	10000	14		0.947	20.2		0.89
Iron, Total	NA	NA	NA	NA	NA	13700		4.74	12600		4.45
Lead, Total	63	400	400	1000	3900	47.9		4.74	**66.4**		4.45
Magnesium, Total	NA	NA	NA	NA	NA	4350		9.47	10500		8.9
Manganese, Total	1600	2000	2000	10000	10000	468		0.947	311		0.89
Mercury, Total	0.18	0.81	0.81	2.8	5.7	0.063	J	0.077	0.059	J	0.072
Nickel, Total	30	140	310	310	10000	11.3		2.37	11.2		2.22
Potassium, Total	NA	NA	NA	NA	NA	547		237	528		222
Selenium, Total	3.9	36	180	1500	6800	0.462	J	1.89	ND		1.78
Silver, Total	2	36	180	1500	6800	ND		0.474	ND		0.445
Sodium, Total	NA	NA	NA	NA	NA	58	J	189	217		178
Thallium, Total	NA	NA	NA	NA	NA	ND		1.89	ND		1.78
Vanadium, Total	NA	NA	NA	NA	NA	16.8		0.947	14.4		0.89
Zinc, Total	109	2200	10000	10000	10000	98		4.74	**131**		4.45
GENERAL CHEMISTRY											
Solids, Total	NA	NA	NA	NA	NA	81.7		0.1	87.2		0.1
Cyanide, Total	27	27	27	27	10000	ND		1.1	ND		1.1
Chromium, Hexavalent	1	22	110	400	800	ND		0.979	ND		0.917

Subsurface Soil Summary
Hope on Main - 954 Main Street
Brownfield Cleanup Program

NY-RESC: New York NYCRR Part 375 Commercial Criteria, New York Restricted use Criteria per 6 NYCRR Part 375 Environmental Remediation Programs, effective December 14, 2006.
NY-RESI: New York NYCRR Part 375 Industrial Criteria, New York Restricted use Criteria per 6 NYCRR Part 375 Environmental Remediation Programs, effective December 14, 2006.
NY-RESR: New York NYCRR Part 375 Residential Criteria, New York Restricted use Criteria per 6 NYCRR Part 375 Environmental Remediation Programs, effective December 14, 2006.
NY-RESRR: New York NYCRR Part 375 Restricted-Residential Criteria, New York Restricted use Criteria per 6 NYCRR Part 375 Environmental Remediation Programs, effective December 14, 2006.
NY-UNRES: New York NYCRR Part 375 New York Unrestricted use Criteria Criteria per 6 NYCRR Part 375 Environmental Remediation Programs, effective December 14, 2006.

Interior Borings

Qualifier Key:
NJ - Presumptive evidence of compound. This represents an estimated concentration for Tentatively Identified Compounds (TICs), where the identification is based on a mass spectral library search.
F - The ratio of quantifier ion response to qualifier ion response falls outside of the laboratory criteria. Results are considered to be an estimated maximum concentration.
C - Co-elution: The target analyte co-elutes with a known lab standard (i.e. surrogate, internal standards, etc.) for co-extracted analyses.
Q - The quality control sample exceeds the associated acceptance criteria. For DOD-related projects, LCS and/or Continuing Calibration Standard exceedences are also qualified on all associated sample results. Note: This flag is not applicable for matrix spike recoveries when the sample concentration is greater than 4x the spike added or for batch duplicate RPD when the sample concentrations are less than 5x the RL. (Metals only.)
V - The surrogate associated with this target analyte has a recovery outside the QC acceptance limits. (Applicable to MassDEP DW Compliance samples only.)
Z - The batch matrix spike and/or duplicate associated with this target analyte has a recovery/RPD outside the QC acceptance limits. (Applicable to MassDEP DW Compliance samples only.)
I - The lower value for the two columns has been reported due to obvious interference.
G - The concentration may be biased high due to matrix interferences (i.e, co-elution) with non-target compound(s). The result should be considered estimated.
A - Spectra identified as "Aldol Condensates" are byproducts of the extraction/concentration procedures when acetone is introduced in the process.
E - Concentration of analyte exceeds the range of the calibration curve and/or linear range of the instrument.
H - The analysis of pH was performed beyond the regulatory-required holding time of 15 minutes from the time of sample collection.
RE - Analytical results are from sample re-extraction.
R - Analytical results are from sample re-analysis.
D - Concentration of analyte was quantified from diluted analysis. Flag only applies to field samples that have detectable concentrations of the analyte.
P - The RPD between the results for the two columns exceeds the method-specified criteria.
U - Not detected at the reported detection limit for the sample.
M - Reporting Limit (RL) exceeds the MCP CAM Reporting Limit for this analyte.
S - Analytical results are from modified screening analysis.
B - The analyte was detected above the reporting limit in the associated method blank. Flag only applies to associated field samples that have detectable concentrations of the analyte at less than ten times (10x) the concentration found in the blank. For MCP-related projects, flag only applies to associated field samples that have detectable concentrations of the analyte at less than ten times (10x) the concentration found in the blank. For DOD-related projects, flag only applies to associated field samples that have detectable concentrations of the analyte at less than ten times (10x) the concentration found in the blank AND the analyte was detected above one-half the reporting limit (or above the reporting limit for common lab contaminants) in the associated method blank. For NJ-Air-related projects, flag only applies to associated field samples that have detectable concentrations of the analyte above the reporting limit. For NJ-related projects (excluding Air), flag only applies to associated field samples that have detectable concentrations of the analyte, which was detected above the reporting limit in the associated method blank or above five times the reporting limit for common lab contaminants (Phthalates, Acetone, Methylene Chloride, 2-Butanone).

TABLE 3

Subsurface Soil Summary
Hope on Main - 954 Main Street
Brownfield Cleanup Program

					SAMPLE ID:	A1-00-3FT			A1-01-5FT			A2-01-2FT			A2-02-3FT			A3-01-2FT			A4-01-2FT			A5-01-3FT		
					COLLECTION DATE:	8/7/2023			8/7/2023			8/7/2023			8/7/2023			8/7/2023			8/8/2023			8/8/2023		
					SAMPLE DEPTH:	3			5			2			3			2			2			3		
					SAMPLE MATRIX:	SOIL			SOIL			SOIL			SOIL			SOIL			SOIL			SOIL		
	NY-UNRES	NY-RESR	NY-RESRR	NY-RESC	NY-RESI																					
ANALYTE	**(mg/kg)**	**(mg/kg)**	**(mg/kg)**	**(mg/kg)**	**(mg/kg)**	Result	Flg	RL	Result	Flg	RL	Result	Flg	RL	Result	Flg	RL	Result	Flg	RL	Result	Flg	RL	Result	Flg	RL
VOCs																										
Methylene chloride	0.05	51	100	500	1000	ND		0.0046	ND		0.0043	ND		0.0039	-		-	ND		0.0047	ND		0.0041	ND		0.0052
1,1-Dichloroethane	0.27	19	26	240	480	ND		0.00093	ND		0.00086	ND		0.00078	-		-	ND		0.00094	ND		0.00083	ND		0.001
Chloroform	0.37	10	49	350	700	ND		0.0014	ND		0.0013	ND		0.0012	-		-	ND		0.0014	ND		0.0012	ND		0.0016
Carbon tetrachloride	0.76	1.4	2.4	22	44	ND		0.00093	ND		0.00086	ND		0.00078	-		-	ND		0.00094	ND		0.00083	ND		0.001
1,2-Dichloropropane	NA	NA	NA	NA	NA	ND		0.00093	ND		0.00086	ND		0.00078	-		-	ND		0.00094	ND		0.00083	ND		0.001
Dibromochloromethane	NA	NA	NA	NA	NA	ND		0.00093	ND		0.00086	ND		0.00078	-		-	ND		0.00094	ND		0.00083	ND		0.001
1,1,2-Trichloroethane	NA	NA	NA	NA	NA	ND		0.00093	ND		0.00086	ND		0.00078	-		-	ND		0.00094	ND		0.00083	ND		0.001
Tetrachloroethene	1.3	5.5	19	150	300	ND		0.00046	ND		0.00043	ND		0.00039	-		-	ND		0.00047	ND		0.00041	ND		0.00052
Chlorobenzene	1.1	100	100	500	1000	ND		0.00046	ND		0.00043	ND		0.00039	-		-	ND		0.00047	ND		0.00041	ND		0.00052
Trichlorofluoromethane	NA	NA	NA	NA	NA	ND		0.0037	ND		0.0034	ND		0.0031	-		-	ND		0.0038	ND		0.0033	ND		0.0042
1,2-Dichloroethane	0.02	2.3	3.1	30	60	ND		0.00093	ND		0.00086	ND		0.00078	-		-	ND		0.00094	ND		0.00083	ND		0.001
1,1,1-Trichloroethane	0.68	100	100	500	1000	ND		0.00046	ND		0.00043	ND		0.00039	-		-	ND		0.00047	ND		0.00041	ND		0.00052
Bromodichloromethane	NA	NA	NA	NA	NA	ND		0.00046	ND		0.00043	ND		0.00039	-		-	ND		0.00047	ND		0.00041	ND		0.00052
trans-1,3-Dichloropropene	NA	NA	NA	NA	NA	ND		0.00093	ND		0.00086	ND		0.00078	-		-	ND		0.00094	ND		0.00083	ND		0.001
cis-1,3-Dichloropropene	NA	NA	NA	NA	NA	ND		0.00046	ND		0.00043	ND		0.00039	-		-	ND		0.00047	ND		0.00041	ND		0.00052
Bromoform	NA	NA	NA	NA	NA	ND		0.0037	ND		0.0034	ND		0.0031	-		-	ND		0.0038	ND		0.0033	ND		0.0042
1,1,2,2-Tetrachloroethane	NA	NA	NA	NA	NA	ND		0.00046	ND		0.00043	ND		0.00039	-		-	ND		0.00047	ND		0.00041	ND		0.00052
Benzene	0.06	2.9	4.8	44	89	ND		0.00046	ND		0.00043	ND		0.00039	-		-	ND		0.00047	ND		0.00041	ND		0.00052
Toluene	0.7	100	100	500	1000	ND		0.00093	ND		0.00086	ND		0.00078	-		-	ND		0.00094	ND		0.00083	ND		0.001
Ethylbenzene	1	30	41	390	780	ND		0.00093	ND		0.00086	ND		0.00078	-		-	ND		0.00094	ND		0.00083	ND		0.001
Chloromethane	NA	NA	NA	NA	NA	ND		0.0037	ND		0.0034	ND		0.0031	-		-	ND		0.0038	ND		0.0033	ND		0.0042
Bromomethane	NA	NA	NA	NA	NA	ND		0.0019	ND		0.0017	ND		0.0016	-		-	ND		0.0019	ND		0.0016	ND		0.0021
Vinyl chloride	0.02	0.21	0.9	13	27	ND		0.00093	ND		0.00086	ND		0.00078	-		-	ND		0.00094	ND		0.00083	ND		0.001
Chloroethane	NA	NA	NA	NA	NA	ND		0.0019	ND		0.0017	ND		0.0016	-		-	ND		0.0019	ND		0.0016	ND		0.0021
1,1-Dichloroethene	0.33	100	100	500	1000	ND		0.00093	ND		0.00086	ND		0.00078	-		-	ND		0.00094	ND		0.00083	ND		0.001
trans-1,2-Dichloroethene	0.19	100	100	500	1000	ND		0.0014	ND		0.0013	ND		0.0012	-		-	ND		0.0014	ND		0.0012	ND		0.0016
Trichloroethene	0.47	10	21	200	400	ND		0.00046	ND		0.00043	ND		0.00039	-		-	ND		0.00047	ND		0.00041	ND		0.00052
1,2-Dichlorobenzene	1.1	100	100	500	1000	ND		0.0019	ND		0.0017	ND		0.0016	-		-	ND		0.0019	ND		0.0016	ND		0.0021
1,3-Dichlorobenzene	2.4	17	49	280	560	ND		0.0019	ND		0.0017	ND		0.0016	-		-	ND		0.0019	ND		0.0016	ND		0.0021
1,4-Dichlorobenzene	1.8	9.8	13	130	250	ND		0.0019	ND		0.0017	ND		0.0016	-		-	ND		0.0019	ND		0.0016	ND		0.0021
Methyl tert butyl ether	0.93	62	100	500	1000	ND		0.0019	ND		0.0017	ND		0.0016	-		-	ND		0.0019	ND		0.0016	ND		0.0021
p/m-Xylene	NA	NA	NA	NA	NA	ND		0.0019	ND		0.0017	ND		0.0016	-		-	ND		0.0019	ND		0.0016	ND		0.0021
o-Xylene	NA	NA	NA	NA	NA	ND		0.00093	ND		0.00086	ND		0.00078	-		-	ND		0.00094	ND		0.00083	ND		0.001
cis-1,2-Dichloroethene	0.25	59	100	500	1000	ND		0.00093	ND		0.00086	ND		0.00078	-		-	ND		0.00094	ND		0.00083	ND		0.001
Styrene	NA	NA	NA	NA	NA	ND		0.00093	ND		0.00086	ND		0.00078	-		-	ND		0.00094	ND		0.00083	ND		0.001
Dichlorodifluoromethane	NA	NA	NA	NA	NA	ND		0.0093	ND		0.0086	ND		0.0078	-		-	ND		0.0094	ND		0.0083	ND		0.01

TABLE 3

Subsurface Soil Summary
Hope on Main - 954 Main Street
Brownfield Cleanup Program

					SAMPLE ID:	A1-00-3FT			A1-01-5FT			A2-01-2FT			A2-02-3FT			A3-01-2FT			A4-01-2FT			A5-01-3FT		
					COLLECTION DATE:	8/7/2023			8/7/2023			8/7/2023			8/7/2023			8/7/2023			8/8/2023			8/8/2023		
					SAMPLE DEPTH:	3			5			2			3			2			2			3		
					SAMPLE MATRIX:	SOIL			SOIL			SOIL			SOIL			SOIL			SOIL			SOIL		
	NY-UNRES	NY-RESR	NY-RESRR	NY-RESC	NY-RESI																					
ANALYTE	(mg/kg)	(mg/kg)	(mg/kg)	(mg/kg)	(mg/kg)	Result	Flg	RL	Result	Flg	RL	Result	Flg	RL	Result	Flg	RL	Result	Flg	RL	Result	Flg	RL	Result	Flg	RL
Acetone	0.05	100	100	500	1000	ND		0.0093	0.006	J	0.0086	ND		0.0078	-		-	0.0076	J	0.0094	ND		0.0083	ND		0.01
Carbon disulfide	NA	NA	NA	NA	NA	ND		0.0093	ND		0.0086	ND		0.0078	-		-	ND		0.0094	ND		0.0083	ND		0.01
2-Butanone	0.12	100	100	500	1000	ND		0.0093	ND		0.0086	ND		0.0078	-		-	ND		0.0094	ND		0.0083	ND		0.01
4-Methyl-2-pentanone	NA	NA	NA	NA	NA	ND		0.0093	ND		0.0086	ND		0.0078	-		-	ND		0.0094	ND		0.0083	ND		0.01
2-Hexanone	NA	NA	NA	NA	NA	ND		0.0093	ND		0.0086	ND		0.0078	-		-	ND		0.0094	ND		0.0083	ND		0.01
1,2-Dibromoethane	NA	NA	NA	NA	NA	ND		0.00093	ND		0.00086	ND		0.00078	-		-	ND		0.00094	ND		0.00083	ND		0.001
n-Butylbenzene	12	100	100	500	1000	ND		0.00093	ND		0.00086	ND		0.00078	-		-	ND		0.00094	ND		0.00083	ND		0.001
sec-Butylbenzene	11	100	100	500	1000	ND		0.00093	ND		0.00086	ND		0.00078	-		-	ND		0.00094	ND		0.00083	ND		0.001
tert-Butylbenzene	5.9	100	100	500	1000	ND		0.0019	ND		0.0017	ND		0.0016	-		-	ND		0.0019	ND		0.0016	ND		0.0021
1,2-Dibromo-3-chloropropane	NA	NA	NA	NA	NA	ND		0.0028	ND		0.0026	ND		0.0023	-		-	ND		0.0028	ND		0.0025	ND		0.0031
Isopropylbenzene	NA	NA	NA	NA	NA	ND		0.00093	ND		0.00086	ND		0.00078	-		-	ND		0.00094	ND		0.00083	ND		0.001
p-Isopropyltoluene	NA	NA	NA	NA	NA	ND		0.00093	ND		0.00086	ND		0.00078	-		-	ND		0.00094	ND		0.00083	ND		0.001
Naphthalene	12	100	100	500	1000	ND		0.0037	ND		0.0034	ND		0.0031	-		-	ND		0.0038	ND		0.0033	ND		0.0042
n-Propylbenzene	3.9	100	100	500	1000	ND		0.00093	ND		0.00086	ND		0.00078	-		-	ND		0.00094	ND		0.00083	ND		0.001
1,2,4-Trichlorobenzene	NA	NA	NA	NA	NA	ND		0.0019	ND		0.0017	ND		0.0016	-		-	ND		0.0019	ND		0.0016	ND		0.0021
1,3,5-Trimethylbenzene	8.4	47	52	190	380	ND		0.0019	ND		0.0017	ND		0.0016	-		-	ND		0.0019	ND		0.0016	ND		0.0021
1,2,4-Trimethylbenzene	3.6	47	52	190	380	ND		0.0019	ND		0.0017	ND		0.0016	-		-	ND		0.0019	ND		0.0016	ND		0.0021
Methyl Acetate	NA	NA	NA	NA	NA	ND		0.0037	ND		0.0034	ND		0.0031	-		-	ND		0.0038	ND		0.0033	ND		0.0042
Cyclohexane	NA	NA	NA	NA	NA	ND		0.0093	ND		0.0086	ND		0.0078	-		-	ND		0.0094	ND		0.0083	ND		0.01
Freon-113	NA	NA	NA	NA	NA	ND		0.0037	ND		0.0034	ND		0.0031	-		-	ND		0.0038	ND		0.0033	ND		0.0042
Methyl cyclohexane	NA	NA	NA	NA	NA	ND		0.0037	ND		0.0034	ND		0.0031	-		-	ND		0.0038	ND		0.0033	ND		0.0042
PERFLUORINATED ALKYL ACIDS																										
Perfluorobutanoic Acid (PFBA)	NA	NA	NA	NA	NA	ND		0.000792	ND		0.000791	ND		0.000786	-		-	ND		0.000775	ND		0.000778	ND		0.000786
Perfluoropentanoic Acid (PFPeA)	NA	NA	NA	NA	NA	ND		0.000396	ND		0.000395	ND		0.000393	-		-	ND		0.000388	ND		0.000389	ND		0.000393
Perfluorobutanesulfonic Acid (PFBS)	NA	NA	NA	NA	NA	ND		0.000198	ND		0.000198	ND		0.000196	-		-	ND		0.000194	ND		0.000194	ND		0.000196
1H,1H,2H,2H-Perfluorohexanesulfonic Acid (4:2FTS)	NA	NA	NA	NA	NA	ND		0.000792	ND		0.000791	ND		0.000786	-		-	ND		0.000775	ND		0.000778	ND		0.000786
Perfluorohexanoic Acid (PFHxA)	NA	NA	NA	NA	NA	ND		0.000198	ND		0.000198	ND		0.000196	-		-	ND		0.000194	ND		0.000194	ND		0.000196
Perfluoropentanesulfonic Acid (PFPeS)	NA	NA	NA	NA	NA	ND		0.000198	ND		0.000198	ND		0.000196	-		-	ND		0.000194	ND		0.000194	ND		0.000196
Perfluoroheptanoic Acid (PFHpA)	NA	NA	NA	NA	NA	ND		0.000198	ND		0.000198	ND		0.000196	-		-	ND		0.000194	ND		0.000194	ND		0.000196
Perfluorohexanesulfonic Acid (PFHxS)	NA	NA	NA	NA	NA	ND		0.000198	ND		0.000198	ND		0.000196	-		-	ND		0.000194	ND		0.000194	ND		0.000196
Perfluorooctanoic Acid (PFOA)	0.00066	0.0066	0.033	0.5	0.6	ND		0.000198	ND		0.000198	ND		0.000196	-		-	ND		0.000194	ND		0.000194	ND		0.000196
1H,1H,2H,2H-Perfluorooctanesulfonic Acid (6:2FTS)	NA	NA	NA	NA	NA	ND		0.000792	ND		0.000791	ND		0.000786	-		-	ND		0.000775	ND		0.000778	ND		0.000786
Perfluoroheptanesulfonic Acid (PFHpS)	NA	NA	NA	NA	NA	ND		0.000198	ND		0.000198	ND		0.000196	-		-	ND		0.000194	ND		0.000194	ND		0.000196
Perfluorononanoic Acid (PFNA)	NA	NA	NA	NA	NA	ND		0.000198	ND		0.000198	ND		0.000196	-		-	ND		0.000194	ND		0.000194	ND		0.000196
Perfluorooctanesulfonic Acid (PFOS)	0.00088	0.0088	0.044	0.44	0.44	ND		0.000198	ND		0.000198	ND		0.000196	-		-	0.00038		0.000194	0.000233		0.000194	0.000189	J	0.000196
Perfluorodecanoic Acid (PFDA)	NA	NA	NA	NA	NA	ND		0.000198	ND		0.000198	ND		0.000196	-		-	ND		0.000194	ND		0.000194	ND		0.000196

TABLE 3

Subsurface Soil Summary
Hope on Main - 954 Main Street
Brownfield Cleanup Program

					SAMPLE ID:	A1-00-3FT			A1-01-5FT			A2-01-2FT			A2-02-3FT			A3-01-2FT			A4-01-2FT			A5-01-3FT		
					COLLECTION DATE:	8/7/2023			8/7/2023			8/7/2023			8/7/2023			8/7/2023			8/8/2023			8/8/2023		
					SAMPLE DEPTH:	3			5			2			3			2			2			3		
					SAMPLE MATRIX:	SOIL			SOIL			SOIL			SOIL			SOIL			SOIL			SOIL		
	NY-UNRES	NY-RESR	NY-RESRR	NY-RESC	NY-RESI																					
ANALYTE	(mg/kg)	(mg/kg)	(mg/kg)	(mg/kg)	(mg/kg)	Result	Flg	RL	Result	Flg	RL	Result	Flg	RL	Result	Flg	RL	Result	Flg	RL	Result	Flg	RL	Result	Flg	RL
1H,1H,2H,2H-Perfluorodecanesulfonic Acid (8:2FTS)	NA	NA	NA	NA	NA	ND		0.000792	ND		0.000791	ND		0.000786	-		-	ND		0.000775	ND		0.000778	ND		0.000786
Perfluorononanesulfonic Acid (PFNS)	NA	NA	NA	NA	NA	ND		0.000198	ND		0.000198	ND		0.000196	-		-	ND		0.000194	ND		0.000194	ND		0.000196
N-Methyl Perfluorooctanesulfonamidoacetic Acid (NMeFOSAA)	NA	NA	NA	NA	NA	ND		0.000198	ND		0.000198	ND		0.000196	-		-	ND		0.000194	ND		0.000194	ND		0.000196
Perfluoroundecanoic Acid (PFUnA)	NA	NA	NA	NA	NA	ND		0.000198	ND		0.000198	ND		0.000196	-		-	ND		0.000194	ND		0.000194	ND		0.000196
Perfluorodecanesulfonic Acid (PFDS)	NA	NA	NA	NA	NA	ND		0.000198	ND		0.000198	ND		0.000196	-		-	ND		0.000194	ND		0.000194	ND		0.000196
Perfluorooctanesulfonamide (PFOSA)	NA	NA	NA	NA	NA	ND		0.000198	ND		0.000198	ND		0.000196	-		-	ND		0.000194	ND		0.000194	ND		0.000196
N-Ethyl Perfluorooctanesulfonamidoacetic Acid (NEtFOSAA)	NA	NA	NA	NA	NA	ND		0.000198	ND		0.000198	ND		0.000196	-		-	ND		0.000194	ND		0.000194	ND		0.000196
Perfluorododecanoic Acid (PFDoA)	NA	NA	NA	NA	NA	ND		0.000198	0.000071	JF	0.000198	ND		0.000196	-		-	ND		0.000194	ND		0.000194	ND		0.000196
Perfluorotridecanoic Acid (PFTrDA)	NA	NA	NA	NA	NA	ND		0.000198	ND		0.000198	ND		0.000196	-		-	ND		0.000194	ND		0.000194	ND		0.000196
Perfluorotetradecanoic Acid (PFTeDA)	NA	NA	NA	NA	NA	ND		0.000198	ND		0.000198	ND		0.000196	-		-	ND		0.000194	ND		0.000194	ND		0.000196
Hexafluoropropylene Oxide Dimer Acid (HFPO-DA)	NA	NA	NA	NA	NA	ND		0.000792	ND		0.000791	ND		0.000786	-		-	ND		0.000775	ND		0.000778	ND		0.000786
4,8-Dioxa-3h-Perfluorononanoic Acid (ADONA)	NA	NA	NA	NA	NA	ND		0.000792	ND		0.000791	ND		0.000786	-		-	ND		0.000775	ND		0.000778	ND		0.000786
Perfluorododecanesulfonic Acid (PFDoS)	NA	NA	NA	NA	NA	ND		0.000198	ND		0.000198	ND		0.000196	-		-	ND		0.000194	ND		0.000194	ND		0.000196
9-Chlorohexadecafluoro-3-Oxanone-1-Sulfonic Acid (9Cl-PF3ONS)	NA	NA	NA	NA	NA	ND		0.000792	ND		0.000791	ND		0.000786	-		-	ND		0.000775	ND		0.000778	ND		0.000786
11-Chloroeicosafluoro-3-Oxaundecane-1-Sulfonic Acid (11Cl-PF3OUdS)	NA	NA	NA	NA	NA	ND		0.000792	ND		0.000791	ND		0.000786	-		-	ND		0.000775	ND		0.000778	ND		0.000786
N-Methyl Perfluorooctane Sulfonamide (NMeFOSA)	NA	NA	NA	NA	NA	ND		0.000198	ND		0.000198	ND		0.000196	-		-	ND		0.000194	ND		0.000194	ND		0.000196
N-Ethyl Perfluorooctane Sulfonamide (NEtFOSA)	NA	NA	NA	NA	NA	ND		0.000198	ND		0.000198	ND		0.000196	-		-	ND		0.000194	ND		0.000194	ND		0.000196
N-Methyl Perfluorooctanesulfonamido Ethanol (NMeFOSE)	NA	NA	NA	NA	NA	ND		0.00198	ND		0.00198	ND		0.00196	-		-	ND		0.00194	ND		0.00194	ND		0.00196
N-Ethyl Perfluorooctanesulfonamido Ethanol (NEtFOSE)	NA	NA	NA	NA	NA	ND		0.00198	ND		0.00198	ND		0.00196	-		-	ND		0.00194	ND		0.00194	ND		0.00196
Perfluoro-3-Methoxypropanoic Acid (PFMPA)	NA	NA	NA	NA	NA	ND		0.000396	ND		0.000395	ND		0.000393	-		-	ND		0.000388	ND		0.000389	ND		0.000393
Perfluoro-4-Methoxybutanoic Acid (PFMBA)	NA	NA	NA	NA	NA	ND		0.000396	ND		0.000395	ND		0.000393	-		-	ND		0.000388	ND		0.000389	ND		0.000393
Perfluoro(2-Ethoxyethane)Sulfonic Acid (PFEESA)	NA	NA	NA	NA	NA	ND		0.000396	ND		0.000395	ND		0.000393	-		-	ND		0.000388	ND		0.000389	ND		0.000393
Nonafluoro-3,6-Dioxaheptanoic Acid (NFDHA)	NA	NA	NA	NA	NA	ND		0.000396	ND		0.000395	ND		0.000393	-		-	ND		0.000388	ND		0.000389	ND		0.000393
3-Perfluoropropyl Propanoic Acid (3:3FTCA)	NA	NA	NA	NA	NA	ND		0.00099	ND		0.000989	ND		0.000982	-		-	ND		0.000969	ND		0.000973	ND		0.000983
2H,2H,3H,3H-Perfluorooctanoic Acid (5:3FTCA)	NA	NA	NA	NA	NA	ND		0.00495	ND		0.00494	ND		0.00491	-		-	ND		0.00484	ND		0.00486	ND		0.00491
3-Perfluoroheptyl Propanoic Acid (7:3FTCA)	NA	NA	NA	NA	NA	ND		0.00495	ND		0.00494	ND		0.00491	-		-	ND		0.00484	ND		0.00486	ND		0.00491
SVOCs																										
Acenaphthene	20	100	100	500	1000	0.2		0.15	ND		0.15	ND		0.15	-		-	ND		0.15	ND		0.15	ND		0.14
1,2,4-Trichlorobenzene	NA	NA	NA	NA	NA	-		-	-		-	-		-	-		-	-		-	-		-	-		-

TABLE 3

Subsurface Soil Summary
Hope on Main - 954 Main Street
Brownfield Cleanup Program

					SAMPLE ID:	A1-00-3FT			A1-01-5FT			A2-01-2FT			A2-02-3FT			A3-01-2FT			A4-01-2FT			A5-01-3FT		
					COLLECTION DATE:	8/7/2023			8/7/2023			8/7/2023			8/7/2023			8/7/2023			8/8/2023			8/8/2023		
					SAMPLE DEPTH:	3			5			2			3			2			2			3		
					SAMPLE MATRIX:	SOIL			SOIL			SOIL			SOIL			SOIL			SOIL			SOIL		
	NY-UNRES	NY-RESR	NY-RESRR	NY-RESC	NY-RESI																					
ANALYTE	(mg/kg)	(mg/kg)	(mg/kg)	(mg/kg)	(mg/kg)	Result	Flg	RL	Result	Flg	RL	Result	Flg	RL	Result	Flg	RL	Result	Flg	RL	Result	Flg	RL	Result	Flg	RL
Hexachlorobenzene	0.33	0.33	1.2	6	12	ND		0.11	ND		0.11	ND		0.11	-		-	ND		0.11	ND		0.11	ND		0.11
Bis(2-chloroethyl)ether	NA	NA	NA	NA	NA	ND		0.17	ND		0.16	ND		0.17	-		-	ND		0.16	ND		0.16	ND		0.16
2-Chloronaphthalene	NA	NA	NA	NA	NA	ND		0.19	ND		0.18	ND		0.19	-		-	ND		0.18	ND		0.18	ND		0.18
3,3'-Dichlorobenzidine	NA	NA	NA	NA	NA	ND		0.19	ND		0.18	ND		0.19	-		-	ND		0.18	ND		0.18	ND		0.18
2,4-Dinitrotoluene	NA	NA	NA	NA	NA	ND		0.19	ND		0.18	ND		0.19	-		-	ND		0.18	ND		0.18	ND		0.18
2,6-Dinitrotoluene	NA	NA	NA	NA	NA	ND		0.19	ND		0.18	ND		0.19	-		-	ND		0.18	ND		0.18	ND		0.18
Fluoranthene	100	100	100	500	1000	2.9		0.11	ND		0.11	0.039	J	0.11	-		-	0.038	J	0.11	ND		0.11	ND		0.11
4-Chlorophenyl phenyl ether	NA	NA	NA	NA	NA	ND		0.19	ND		0.18	ND		0.19	-		-	ND		0.18	ND		0.18	ND		0.18
4-Bromophenyl phenyl ether	NA	NA	NA	NA	NA	ND		0.19	ND		0.18	ND		0.19	-		-	ND		0.18	ND		0.18	ND		0.18
Bis(2-chloroisopropyl)ether	NA	NA	NA	NA	NA	ND		0.23	ND		0.22	ND		0.22	-		-	ND		0.22	ND		0.22	ND		0.21
Bis(2-chloroethoxy)methane	NA	NA	NA	NA	NA	ND		0.21	ND		0.2	ND		0.2	-		-	ND		0.2	ND		0.2	ND		0.19
Hexachlorobutadiene	NA	NA	NA	NA	NA	ND		0.19	ND		0.18	ND		0.19	-		-	ND		0.18	ND		0.18	ND		0.18
Hexachlorocyclopentadiene	NA	NA	NA	NA	NA	ND		0.55	ND		0.53	ND		0.54	-		-	ND		0.53	ND		0.52	ND		0.51
Hexachloroethane	NA	NA	NA	NA	NA	ND		0.15	ND		0.15	ND		0.15	-		-	ND		0.15	ND		0.15	ND		0.14
Isophorone	NA	NA	NA	NA	NA	ND		0.17	ND		0.16	ND		0.17	-		-	ND		0.16	ND		0.16	ND		0.16
Naphthalene	12	100	100	500	1000	0.086	J	0.19	ND		0.18	ND		0.19	-		-	ND		0.18	ND		0.18	ND		0.18
Nitrobenzene	NA	NA	NA	NA	NA	ND		0.17	ND		0.16	ND		0.17	-		-	ND		0.16	ND		0.16	ND		0.16
NDPA/DPA	NA	NA	NA	NA	NA	ND		0.15	ND		0.15	ND		0.15	-		-	ND		0.15	ND		0.15	ND		0.14
n-Nitrosodi-n-propylamine	NA	NA	NA	NA	NA	ND		0.19	ND		0.18	ND		0.19	-		-	ND		0.18	ND		0.18	ND		0.18
Bis(2-ethylhexyl)phthalate	NA	NA	NA	NA	NA	ND		0.19	ND		0.18	ND		0.19	-		-	ND		0.18	ND		0.18	ND		0.18
Butyl benzyl phthalate	NA	NA	NA	NA	NA	ND		0.19	ND		0.18	ND		0.19	-		-	ND		0.18	ND		0.18	ND		0.18
Di-n-butylphthalate	NA	NA	NA	NA	NA	ND		0.19	ND		0.18	ND		0.19	-		-	ND		0.18	ND		0.18	ND		0.18
Di-n-octylphthalate	NA	NA	NA	NA	NA	ND		0.19	ND		0.18	ND		0.19	-		-	ND		0.18	ND		0.18	ND		0.18
Diethyl phthalate	NA	NA	NA	NA	NA	ND		0.19	ND		0.18	ND		0.19	-		-	ND		0.18	ND		0.18	ND		0.18
Dimethyl phthalate	NA	NA	NA	NA	NA	ND		0.19	ND		0.18	ND		0.19	-		-	ND		0.18	ND		0.18	ND		0.18
Benzo(a)anthracene	1	1	1	5.6	11	**1.1**		0.11	ND		0.11	0.022	J	0.11	-		-	0.022	J	0.11	ND		0.11	ND		0.11
Benzo(a)pyrene	1	1	1	1	1.1	**1.2**		0.15	ND		0.15	ND		0.15	-		-	ND		0.15	ND		0.15	ND		0.14
Benzo(b)fluoranthene	1	1	1	5.6	11	**1.2**		0.11	ND		0.11	ND		0.11	-		-	ND		0.11	ND		0.11	ND		0.11
Benzo(k)fluoranthene	0.8	1	3.9	56	110	0.43		0.11	ND		0.11	ND		0.11	-		-	ND		0.11	ND		0.11	ND		0.11
Chrysene	1	1	3.9	56	110	**1.1**		0.11	ND		0.11	0.021	J	0.11	-		-	0.022	J	0.11	ND		0.11	ND		0.11
Acenaphthylene	100	100	100	500	1000	0.053	J	0.15	ND		0.15	ND		0.15	-		-	ND		0.15	ND		0.15	ND		0.14
Anthracene	100	100	100	500	1000	0.44		0.11	ND		0.11	ND		0.11	-		-	ND		0.11	ND		0.11	ND		0.11
Benzo(ghi)perylene	100	100	100	500	1000	0.86		0.15	ND		0.15	ND		0.15	-		-	ND		0.15	ND		0.15	ND		0.14
Fluorene	30	100	100	500	1000	0.16	J	0.19	ND		0.18	ND		0.19	-		-	ND		0.18	ND		0.18	ND		0.18
Phenanthrene	100	100	100	500	1000	2.4		0.11	ND		0.11	ND		0.11	-		-	ND		0.11	ND		0.11	ND		0.11
Dibenzo(a,h)anthracene	0.33	0.33	0.33	0.56	1.1	0.15		0.11	ND		0.11	ND		0.11	-		-	ND		0.11	ND		0.11	ND		0.11
Indeno(1,2,3-cd)pyrene	0.5	0.5	0.5	5.6	11	**0.81**		0.15	ND		0.15	ND		0.15	-		-	ND		0.15	ND		0.15	ND		0.14

TABLE 3

Subsurface Soil Summary
Hope on Main - 954 Main Street
Brownfield Cleanup Program

					SAMPLE ID:	A1-00-3FT			A1-01-5FT			A2-01-2FT			A2-02-3FT			A3-01-2FT			A4-01-2FT			A5-01-3FT		
					COLLECTION DATE:	8/7/2023			8/7/2023			8/7/2023			8/7/2023			8/7/2023			8/8/2023			8/8/2023		
					SAMPLE DEPTH:	3			5			2			3			2			2			3		
					SAMPLE MATRIX:	SOIL			SOIL			SOIL			SOIL			SOIL			SOIL			SOIL		
	NY-UNRES	NY-RESR	NY-RESRR	NY-RESC	NY-RESI																					
ANALYTE	(mg/kg)	(mg/kg)	(mg/kg)	(mg/kg)	(mg/kg)	Result	Flg	RL	Result	Flg	RL	Result	Flg	RL	Result	Flg	RL	Result	Flg	RL	Result	Flg	RL	Result	Flg	RL
Pyrene	100	100	100	500	1000	2.7		0.11	ND		0.11	0.04	J	0.11	-		-	0.033	J	0.11	ND		0.11	ND		0.11
Biphenyl	NA	NA	NA	NA	NA	ND		0.44	ND		0.42	ND		0.43	-		-	ND		0.42	ND		0.42	ND		0.41
4-Chloroaniline	NA	NA	NA	NA	NA	ND		0.19	ND		0.18	ND		0.19	-		-	ND		0.18	ND		0.18	ND		0.18
2-Nitroaniline	NA	NA	NA	NA	NA	ND		0.19	ND		0.18	ND		0.19	-		-	ND		0.18	ND		0.18	ND		0.18
3-Nitroaniline	NA	NA	NA	NA	NA	ND		0.19	ND		0.18	ND		0.19	-		-	ND		0.18	ND		0.18	ND		0.18
4-Nitroaniline	NA	NA	NA	NA	NA	ND		0.19	ND		0.18	ND		0.19	-		-	ND		0.18	ND		0.18	ND		0.18
Dibenzofuran	7	14	59	350	1000	0.11	J	0.19	ND		0.18	ND		0.19	-		-	ND		0.18	ND		0.18	ND		0.18
2-Methylnaphthalene	NA	NA	NA	NA	NA	0.057	J	0.23	ND		0.22	ND		0.22	-		-	ND		0.22	ND		0.22	ND		0.21
1,2,4,5-Tetrachlorobenzene	NA	NA	NA	NA	NA	ND		0.19	ND		0.18	ND		0.19	-		-	ND		0.18	ND		0.18	ND		0.18
Acetophenone	NA	NA	NA	NA	NA	ND		0.19	ND		0.18	ND		0.19	-		-	ND		0.18	ND		0.18	ND		0.18
2,4,6-Trichlorophenol	NA	NA	NA	NA	NA	ND		0.11	ND		0.11	ND		0.11	-		-	ND		0.11	ND		0.11	ND		0.11
p-Chloro-m-cresol	NA	NA	NA	NA	NA	ND		0.19	ND		0.18	ND		0.19	-		-	ND		0.18	ND		0.18	ND		0.18
2-Chlorophenol	NA	NA	NA	NA	NA	ND		0.19	ND		0.18	ND		0.19	-		-	ND		0.18	ND		0.18	ND		0.18
2,4-Dichlorophenol	NA	NA	NA	NA	NA	ND		0.17	ND		0.16	ND		0.17	-		-	ND		0.16	ND		0.16	ND		0.16
2,4-Dimethylphenol	NA	NA	NA	NA	NA	ND		0.19	ND		0.18	ND		0.19	-		-	ND		0.18	ND		0.18	ND		0.18
2-Nitrophenol	NA	NA	NA	NA	NA	ND		0.41	ND		0.4	ND		0.4	-		-	ND		0.4	ND		0.4	ND		0.39
4-Nitrophenol	NA	NA	NA	NA	NA	ND		0.27	ND		0.26	ND		0.26	-		-	ND		0.26	ND		0.26	ND		0.25
2,4-Dinitrophenol	NA	NA	NA	NA	NA	ND		0.92	ND		0.88	ND		0.9	-		-	ND		0.88	ND		0.88	ND		0.86
4,6-Dinitro-o-cresol	NA	NA	NA	NA	NA	ND		0.5	ND		0.48	ND		0.49	-		-	ND		0.48	ND		0.48	ND		0.46
Pentachlorophenol	0.8	2.4	6.7	6.7	55	ND		0.15	ND		0.15	ND		0.15	-		-	ND		0.15	ND		0.15	ND		0.14
Phenol	0.33	100	100	500	1000	ND		0.19	ND		0.18	ND		0.19	-		-	ND		0.18	ND		0.18	ND		0.18
2-Methylphenol	0.33	100	100	500	1000	ND		0.19	ND		0.18	ND		0.19	-		-	ND		0.18	ND		0.18	ND		0.18
3-Methylphenol/4-Methylphenol	0.33	34	100	500	1000	ND		0.28	ND		0.26	ND		0.27	-		-	ND		0.26	ND		0.26	ND		0.26
2,4,5-Trichlorophenol	NA	NA	NA	NA	NA	ND		0.19	ND		0.18	ND		0.19	-		-	ND		0.18	ND		0.18	ND		0.18
Carbazole	NA	NA	NA	NA	NA	0.18	J	0.19	ND		0.18	ND		0.19	-		-	ND		0.18	ND		0.18	ND		0.18
Atrazine	NA	NA	NA	NA	NA	ND		0.15	ND		0.15	ND		0.15	-		-	ND		0.15	ND		0.15	ND		0.14
Benzaldehyde	NA	NA	NA	NA	NA	ND		0.25	ND		0.24	ND		0.25	-		-	ND		0.24	ND		0.24	ND		0.24
Caprolactam	NA	NA	NA	NA	NA	ND		0.19	ND		0.18	ND		0.19	-		-	ND		0.18	ND		0.18	ND		0.18
2,3,4,6-Tetrachlorophenol	NA	NA	NA	NA	NA	ND		0.19	ND		0.18	ND		0.19	-		-	ND		0.18	ND		0.18	ND		0.18
1,4-Dioxane	0.1	9.8	13	130	250	-		-	-		-	-		-	-		-	-		-	ND		0.027	ND		0.027
HERBICIDES																										
2,4,5-TP (Silvex)	3.8	58	100	500	1000	ND		0.192	-		-	ND		0.185	-		-	ND		0.185	-		-	-		-
PESTICIDES																										
Delta-BHC	0.04	100	100	500	1000	ND		0.00183	-		-	ND		0.00181	-		-	ND		0.00176	-		-	-		-
Lindane	0.1	0.28	1.3	9.2	23	ND		0.000763	-		-	ND		0.000753	-		-	ND		0.000733	-		-	-		-
Alpha-BHC	0.02	0.097	0.48	3.4	6.8	ND		0.000763	-		-	ND		0.000753	-		-	ND		0.000733	-		-	-		-
Beta-BHC	0.036	0.072	0.36	3	14	ND		0.00183	-		-	ND		0.00181	-		-	ND		0.00176	-		-	-		-

TABLE 3

Subsurface Soil Summary
Hope on Main - 954 Main Street
Brownfield Cleanup Program

					SAMPLE ID:	A1-00-3FT			A1-01-5FT			A2-01-2FT			A2-02-3FT			A3-01-2FT			A4-01-2FT			A5-01-3FT		
					COLLECTION DATE:	8/7/2023			8/7/2023			8/7/2023			8/7/2023			8/7/2023			8/8/2023			8/8/2023		
					SAMPLE DEPTH:	3			5			2			3			2			2			3		
					SAMPLE MATRIX:	SOIL			SOIL			SOIL			SOIL			SOIL			SOIL			SOIL		
	NY-UNRES	NY-RESR	NY-RESRR	NY-RESC	NY-RESI																					
ANALYTE	(mg/kg)	(mg/kg)	(mg/kg)	(mg/kg)	(mg/kg)	Result	Flg	RL	Result	Flg	RL	Result	Flg	RL	Result	Flg	RL	Result	Flg	RL	Result	Flg	RL	Result	Flg	RL
Heptachlor	0.042	0.42	2.1	15	29	ND		0.000916	-		-	ND		0.000904	-		-	ND		0.000879	-		-	-		-
Aldrin	0.005	0.019	0.097	0.68	1.4	ND		0.00183	-		-	ND		0.00181	-		-	ND		0.00176	-		-	-		-
Heptachlor epoxide	NA	NA	NA	NA	NA	ND		0.00343	-		-	ND		0.00339	-		-	ND		0.0033	-		-	-		-
Endrin	0.014	2.2	11	89	410	ND		0.000763	-		-	ND		0.000753	-		-	ND		0.000733	-		-	-		-
Endrin aldehyde	NA	NA	NA	NA	NA	ND		0.00229	-		-	ND		0.00226	-		-	ND		0.0022	-		-	-		-
Endrin ketone	NA	NA	NA	NA	NA	ND		0.00183	-		-	ND		0.00181	-		-	ND		0.00176	-		-	-		-
Dieldrin	0.005	0.039	0.2	1.4	2.8	ND		0.00114	-		-	ND		0.00113	-		-	ND		0.0011	-		-	-		-
4,4'-DDE	0.0033	1.8	8.9	62	120	ND		0.00183	-		-	0.00306		0.00181	-		-	0.000648	J	0.00176	-		-	-		-
4,4'-DDD	0.0033	2.6	13	92	180	ND		0.00183	-		-	0.00101	J	0.00181	-		-	ND		0.00176	-		-	-		-
4,4'-DDT	0.0033	1.7	7.9	47	94	ND		0.00183	-		-	**0.00678**		0.00181	ND		0.00172	ND		0.00176	-		-	-		-
Endosulfan I	2.4	4.8	24	200	920	ND		0.00183	-		-	ND		0.00181	-		-	ND		0.00176	-		-	-		-
Endosulfan II	2.4	4.8	24	200	920	ND		0.00183	-		-	ND		0.00181	-		-	ND		0.00176	-		-	-		-
Endosulfan sulfate	2.4	4.8	24	200	920	ND		0.000763	-		-	ND		0.000753	-		-	ND		0.000733	-		-	-		-
Methoxychlor	NA	NA	NA	NA	NA	ND		0.00343	-		-	ND		0.00339	-		-	ND		0.0033	-		-	-		-
Toxaphene	NA	NA	NA	NA	NA	ND		0.0343	-		-	ND		0.0339	-		-	ND		0.033	-		-	-		-
cis-Chlordane	0.094	0.91	4.2	24	47	ND		0.00229	-		-	ND		0.00226	-		-	ND		0.0022	-		-	-		-
trans-Chlordane	NA	NA	NA	NA	NA	ND		0.00229	-		-	ND		0.00226	-		-	ND		0.0022	-		-	-		-
Chlordane	NA	NA	NA	NA	NA	ND		0.0153	-		-	ND		0.0151	-		-	ND		0.0146	-		-	-		-
POLYCHLORINATED BIPHENYLS																										
Aroclor 1016	0.1	1	1	1	25	ND		0.0575	-		-	ND		0.0532	-		-	ND		0.0537	-		-	-		-
Aroclor 1221	0.1	1	1	1	25	ND		0.0575	-		-	ND		0.0532	-		-	ND		0.0537	-		-	-		-
Aroclor 1232	0.1	1	1	1	25	ND		0.0575	-		-	ND		0.0532	-		-	ND		0.0537	-		-	-		-
Aroclor 1242	0.1	1	1	1	25	ND		0.0575	-		-	ND		0.0532	-		-	ND		0.0537	-		-	-		-
Aroclor 1248	0.1	1	1	1	25	ND		0.0575	-		-	ND		0.0532	-		-	ND		0.0537	-		-	-		-
Aroclor 1254	0.1	1	1	1	25	ND		0.0575	-		-	ND		0.0532	-		-	ND		0.0537	-		-	-		-
Aroclor 1260	0.1	1	1	1	25	ND		0.0575	-		-	ND		0.0532	-		-	ND		0.0537	-		-	-		-
Aroclor 1262	0.1	1	1	1	25	ND		0.0575	-		-	ND		0.0532	-		-	ND		0.0537	-		-	-		-
Aroclor 1268	0.1	1	1	1	25	ND		0.0575	-		-	ND		0.0532	-		-	ND		0.0537	-		-	-		-
PCBs, Total	0.1	1	1	1	25	ND		0.0575	-		-	ND		0.0532	-		-	ND		0.0537	-		-	-		-
METALS																										
Aluminum, Total	NA	NA	NA	NA	NA	5820		8.94	6210		8.54	3570		8.78	-		-	3700		8.64	3520		8.45	2900		8.19
Antimony, Total	NA	NA	NA	NA	NA	0.906	J	4.47	0.438	J	4.27	0.343	J	4.39	-		-	0.746	J	4.32	ND		4.23	ND		4.09
Arsenic, Total	13	16	16	16	16	6.84		0.894	1.74		0.854	1.96		0.878	-		-	1.93		0.864	3.88		0.845	2.37		0.819
Barium, Total	350	350	400	400	10000	133		0.894	19.4		0.854	19.2		0.878	-		-	18.3		0.864	17		0.845	12.8		0.819
Beryllium, Total	7.2	14	72	590	2700	0.299	J	0.447	0.24	J	0.427	0.169	J	0.439	-		-	0.239	J	0.432	0.148	J	0.423	0.134	J	0.409
Cadmium, Total	2.5	2.5	4.3	9.3	60	0.724	J	0.894	0.251	J	0.854	0.315	J	0.878	-		-	0.208	J	0.864	0.176	J	0.845	0.196	J	0.819
Calcium, Total	NA	NA	NA	NA	NA	19800		8.94	1010		8.54	61500		8.78	-		-	59600		8.64	35900		8.45	1040		8.19
Chromium, Total	NA	NA	NA	NA	NA	14.3		0.894	8.07		0.854	6.2		0.878	-		-	6.13		0.864	5.93		0.845	4.58		0.819
Cobalt, Total	NA	NA	NA	NA	NA	4.01		1.79	3.44		1.71	3.42		1.76	-		-	3.22		1.73	3.18		1.69	2.51		1.64

TABLE 3

Subsurface Soil Summary
Hope on Main - 954 Main Street
Brownfield Cleanup Program

					SAMPLE ID:	A1-00-3FT			A1-01-5FT			A2-01-2FT			A2-02-3FT			A3-01-2FT			A4-01-2FT			A5-01-3FT		
					COLLECTION DATE:	8/7/2023			8/7/2023			8/7/2023			8/7/2023			8/7/2023			8/8/2023			8/8/2023		
					SAMPLE DEPTH:	3			5			2			3			2			2			3		
					SAMPLE MATRIX:	SOIL			SOIL			SOIL			SOIL			SOIL			SOIL			SOIL		
	NY-UNRES	NY-RESR	NY-RESRR	NY-RESC	NY-RESI																					
ANALYTE	(mg/kg)	(mg/kg)	(mg/kg)	(mg/kg)	(mg/kg)	Result	Flg	RL	Result	Flg	RL	Result	Flg	RL	Result	Flg	RL	Result	Flg	RL	Result	Flg	RL	Result	Flg	RL
Copper, Total	50	270	270	270	10000	16.9		0.894	11.9		0.854	9.56		0.878	-		-	11.1		0.864	13.2		0.845	8.17		0.819
Iron, Total	NA	NA	NA	NA	NA	11500		4.47	11200		4.27	8860		4.39	-		-	9340		4.32	8300		4.23	6390		4.09
Lead, Total	63	400	400	1000	3900	**324**		4.47	12.6		4.27	11.3		4.39	-		-	11.6		4.32	15.1		4.23	8.92		4.09
Magnesium, Total	NA	NA	NA	NA	NA	7650		8.94	1560		8.54	26400		8.78	-		-	26800		8.64	23000		8.45	1230		8.19
Manganese, Total	1600	2000	2000	10000	10000	343		0.894	348		0.854	278		0.878	-		-	311		0.864	256		0.845	216		0.819
Mercury, Total	0.18	0.81	0.81	2.8	5.7	**0.238**		0.075	ND		0.08	ND		0.074	-		-	ND		0.074	ND		0.076	ND		0.07
Nickel, Total	30	140	310	310	10000	8.9		2.24	6.36		2.14	6.15		2.19	-		-	5.53		2.16	6.33		2.11	4.54		2.05
Potassium, Total	NA	NA	NA	NA	NA	470		224	508		214	637		219	-		-	643		216	490		211	266		205
Selenium, Total	3.9	36	180	1500	6800	ND		1.79	ND		1.71	0.24	J	1.76	-		-	ND		1.73	ND		1.69	ND		1.64
Silver, Total	2	36	180	1500	6800	ND		0.447	ND		0.427	ND		0.439	-		-	ND		0.432	ND		0.423	ND		0.409
Sodium, Total	NA	NA	NA	NA	NA	426		179	309		171	298		176	-		-	432		173	412		169	325		164
Thallium, Total	NA	NA	NA	NA	NA	ND		1.79	ND		1.71	ND		1.76	-		-	ND		1.73	ND		1.69	ND		1.64
Vanadium, Total	NA	NA	NA	NA	NA	15.4		0.894	15.4		0.854	11.4		0.878	-		-	12.3		0.864	12.4		0.845	8.2		0.819
Zinc, Total	109	2200	10000	10000	10000	**215**		4.47	88.8		4.27	73.2		4.39	-		-	72.7		4.32	85		4.23	83.8		4.09
GENERAL CHEMISTRY																										
Solids, Total	NA	NA	NA	NA	NA	85.2		0.1	89.2		0.1	87.3		0.1	91.8		0.1	88.8		0.1	89.7		0.1	93		0.1
Cyanide, Total	27	27	27	27	10000	ND		1.1	ND		1.1	ND		1.1	-		-	ND		1	ND		1	ND		1.1
Chromium, Hexavalent	1	22	110	400	800	0.399	J	0.939	-		-	ND		0.916	-		-	ND		0.901	-		-	-		-

TABLE 3

Subsurface Soil Summary
Hope on Main - 954 Main Street
Brownfield Cleanup Program

					SAMPLE ID:	B2-00-TP			B2-00-2FT			B2-01-3FT			B2-02-4FT			B3-01-			B4-01-			DUP-B		
					COLLECTION DATE:	9/12/2023			8/8/2023			8/8/2023			8/8/2023			8/17/2023			8/17/2023			8/17/2023		
					SAMPLE DEPTH:	2			2			3			4			2			2			2		
					SAMPLE MATRIX:	SOIL			SOIL			SOIL			SOIL			SOIL			SOIL			SOIL		
	NY-UNRES	NY-RESR	NY-RESRR	NY-RESC	NY-RESI																					
ANALYTE	**(mg/kg)**	**(mg/kg)**	**(mg/kg)**	**(mg/kg)**	**(mg/kg)**	Result	Flg	RL	Result	Flg	RL	Result	Flg	RL	Result	Flg	RL	Result	Flg	RL	Result	Flg	RL	Result	Flg	RL
VOCs																										
Methylene chloride	0.05	51	100	500	1000	ND		0.0055	ND		0.007	ND		0.0061	ND		0.0062	ND		0.0061	ND		0.0066	ND		0.006
1,1-Dichloroethane	0.27	19	26	240	480	ND		0.0011	ND		0.0014	ND		0.0012	ND		0.0012	ND		0.0012	ND		0.0013	ND		0.0012
Chloroform	0.37	10	49	350	700	ND		0.0016	ND		0.0021	ND		0.0018	ND		0.0018	ND		0.0018	ND		0.002	ND		0.0018
Carbon tetrachloride	0.76	1.4	2.4	22	44	ND		0.0011	ND		0.0014	ND		0.0012	ND		0.0012	ND		0.0012	ND		0.0013	ND		0.0012
1,2-Dichloropropane	NA	NA	NA	NA	NA	ND		0.0011	ND		0.0014	ND		0.0012	ND		0.0012	ND		0.0012	ND		0.0013	ND		0.0012
Dibromochloromethane	NA	NA	NA	NA	NA	ND		0.0011	ND		0.0014	ND		0.0012	ND		0.0012	ND		0.0012	ND		0.0013	ND		0.0012
1,1,2-Trichloroethane	NA	NA	NA	NA	NA	ND		0.0011	ND		0.0014	ND		0.0012	ND		0.0012	ND		0.0012	ND		0.0013	ND		0.0012
Tetrachloroethene	1.3	5.5	19	150	300	ND		0.00055	ND		0.0007	ND		0.00061	ND		0.00062	ND		0.00061	ND		0.00066	ND		0.0006
Chlorobenzene	1.1	100	100	500	1000	ND		0.00055	ND		0.0007	ND		0.00061	ND		0.00062	ND		0.00061	ND		0.00066	ND		0.0006
Trichlorofluoromethane	NA	NA	NA	NA	NA	ND		0.0044	ND		0.0056	ND		0.0049	ND		0.0049	ND		0.0049	ND		0.0053	ND		0.0048
1,2-Dichloroethane	0.02	2.3	3.1	30	60	ND		0.0011	ND		0.0014	ND		0.0012	ND		0.0012	ND		0.0012	ND		0.0013	ND		0.0012
1,1,1-Trichloroethane	0.68	100	100	500	1000	ND		0.00055	ND		0.0007	ND		0.00061	ND		0.00062	ND		0.00061	0.00041	J	0.00066	0.00047	J	0.0006
Bromodichloromethane	NA	NA	NA	NA	NA	ND		0.00055	ND		0.0007	ND		0.00061	ND		0.00062	ND		0.00061	ND		0.00066	ND		0.0006
trans-1,3-Dichloropropene	NA	NA	NA	NA	NA	ND		0.0011	ND		0.0014	ND		0.0012	ND		0.0012	ND		0.0012	ND		0.0013	ND		0.0012
cis-1,3-Dichloropropene	NA	NA	NA	NA	NA	ND		0.00055	ND		0.0007	ND		0.00061	ND		0.00062	ND		0.00061	ND		0.00066	ND		0.0006
Bromoform	NA	NA	NA	NA	NA	ND		0.0044	ND		0.0056	ND		0.0049	ND		0.0049	ND		0.0049	ND		0.0053	ND		0.0048
1,1,2,2-Tetrachloroethane	NA	NA	NA	NA	NA	ND		0.00055	ND		0.0007	ND		0.00061	ND		0.00062	ND		0.00061	ND		0.00066	ND		0.0006
Benzene	0.06	2.9	4.8	44	89	ND		0.00055	ND		0.0007	ND		0.00061	ND		0.00062	ND		0.00061	ND		0.00066	ND		0.0006
Toluene	0.7	100	100	500	1000	ND		0.0011	ND		0.0014	ND		0.0012	ND		0.0012	ND		0.0012	ND		0.0013	ND		0.0012
Ethylbenzene	1	30	41	390	780	ND		0.0011	ND		0.0014	ND		0.0012	ND		0.0012	ND		0.0012	ND		0.0013	ND		0.0012
Chloromethane	NA	NA	NA	NA	NA	ND		0.0044	ND		0.0056	ND		0.0049	ND		0.0049	ND		0.0049	ND		0.0053	ND		0.0048
Bromomethane	NA	NA	NA	NA	NA	ND		0.0022	ND		0.0028	ND		0.0024	ND		0.0025	ND		0.0024	ND		0.0026	ND		0.0024
Vinyl chloride	0.02	0.21	0.9	13	27	ND		0.0011	ND		0.0014	ND		0.0012	ND		0.0012	ND		0.0012	ND		0.0013	ND		0.0012
Chloroethane	NA	NA	NA	NA	NA	ND		0.0022	ND		0.0028	ND		0.0024	ND		0.0025	ND		0.0024	ND		0.0026	ND		0.0024
1,1-Dichloroethene	0.33	100	100	500	1000	ND		0.0011	ND		0.0014	ND		0.0012	ND		0.0012	ND		0.0012	ND		0.0013	ND		0.0012
trans-1,2-Dichloroethene	0.19	100	100	500	1000	ND		0.0016	ND		0.0021	ND		0.0018	ND		0.0018	ND		0.0018	ND		0.002	ND		0.0018
Trichloroethene	0.47	10	21	200	400	ND		0.00055	ND		0.0007	ND		0.00061	ND		0.00062	ND		0.00061	ND		0.00066	ND		0.0006
1,2-Dichlorobenzene	1.1	100	100	500	1000	ND		0.0022	ND		0.0028	ND		0.0024	ND		0.0025	ND		0.0024	ND		0.0026	ND		0.0024
1,3-Dichlorobenzene	2.4	17	49	280	560	ND		0.0022	ND		0.0028	ND		0.0024	ND		0.0025	ND		0.0024	ND		0.0026	ND		0.0024
1,4-Dichlorobenzene	1.8	9.8	13	130	250	ND		0.0022	ND		0.0028	ND		0.0024	ND		0.0025	ND		0.0024	ND		0.0026	ND		0.0024
Methyl tert butyl ether	0.93	62	100	500	1000	ND		0.0022	ND		0.0028	ND		0.0024	ND		0.0025	ND		0.0024	ND		0.0026	ND		0.0024
p/m-Xylene	NA	NA	NA	NA	NA	ND		0.0022	ND		0.0028	ND		0.0024	ND		0.0025	ND		0.0024	ND		0.0026	ND		0.0024
o-Xylene	NA	NA	NA	NA	NA	ND		0.0011	ND		0.0014	ND		0.0012	ND		0.0012	ND		0.0012	ND		0.0013	ND		0.0012
cis-1,2-Dichloroethene	0.25	59	100	500	1000	ND		0.0011	ND		0.0014	ND		0.0012	ND		0.0012	ND		0.0012	ND		0.0013	ND		0.0012
Styrene	NA	NA	NA	NA	NA	ND		0.0011	ND		0.0014	ND		0.0012	ND		0.0012	ND		0.0012	ND		0.0013	ND		0.0012
Dichlorodifluoromethane	NA	NA	NA	NA	NA	ND		0.011	ND		0.014	ND		0.012	ND		0.012	ND		0.012	ND		0.013	ND		0.012

TABLE 3

Subsurface Soil Summary
Hope on Main - 954 Main Street
Brownfield Cleanup Program

					SAMPLE ID:	B2-00-TP			B2-00-2FT			B2-01-3FT			B2-02-4FT			B3-01-			B4-01-			DUP-B		
					COLLECTION DATE:	9/12/2023			8/8/2023			8/8/2023			8/8/2023			8/17/2023			8/17/2023			8/17/2023		
					SAMPLE DEPTH:	2			2			3			4			2			2			2		
					SAMPLE MATRIX:	SOIL			SOIL			SOIL			SOIL			SOIL			SOIL			SOIL		
	NY-UNRES	NY-RESR	NY-RESRR	NY-RESC	NY-RESI																					
ANALYTE	(mg/kg)	(mg/kg)	(mg/kg)	(mg/kg)	(mg/kg)	Result	Flg	RL	Result	Flg	RL	Result	Flg	RL	Result	Flg	RL	Result	Flg	RL	Result	Flg	RL	Result	Flg	RL
Acetone	0.05	100	100	500	1000	ND		0.011	ND		0.014	ND		0.012	ND		0.012	ND		0.012	ND		0.013	0.006	J	0.012
Carbon disulfide	NA	NA	NA	NA	NA	ND		0.011	ND		0.014	ND		0.012	ND		0.012	ND		0.012	ND		0.013	ND		0.012
2-Butanone	0.12	100	100	500	1000	ND		0.011	ND		0.014	ND		0.012	ND		0.012	ND		0.012	ND		0.013	ND		0.012
4-Methyl-2-pentanone	NA	NA	NA	NA	NA	ND		0.011	ND		0.014	ND		0.012	ND		0.012	ND		0.012	ND		0.013	ND		0.012
2-Hexanone	NA	NA	NA	NA	NA	ND		0.011	ND		0.014	ND		0.012	ND		0.012	ND		0.012	ND		0.013	ND		0.012
1,2-Dibromoethane	NA	NA	NA	NA	NA	ND		0.0011	ND		0.0014	ND		0.0012	ND		0.0012	ND		0.0012	ND		0.0013	ND		0.0012
n-Butylbenzene	12	100	100	500	1000	ND		0.0011	ND		0.0014	ND		0.0012	ND		0.0012	ND		0.0012	ND		0.0013	ND		0.0012
sec-Butylbenzene	11	100	100	500	1000	ND		0.0011	ND		0.0014	ND		0.0012	ND		0.0012	ND		0.0012	ND		0.0013	ND		0.0012
tert-Butylbenzene	5.9	100	100	500	1000	ND		0.0022	ND		0.0028	ND		0.0024	ND		0.0025	ND		0.0024	ND		0.0026	ND		0.0024
1,2-Dibromo-3-chloropropane	NA	NA	NA	NA	NA	ND		0.0033	ND		0.0042	ND		0.0037	ND		0.0037	ND		0.0037	ND		0.004	ND		0.0036
Isopropylbenzene	NA	NA	NA	NA	NA	ND		0.0011	ND		0.0014	ND		0.0012	ND		0.0012	ND		0.0012	ND		0.0013	ND		0.0012
p-Isopropyltoluene	NA	NA	NA	NA	NA	ND		0.0011	ND		0.0014	ND		0.0012	ND		0.0012	ND		0.0012	ND		0.0013	ND		0.0012
Naphthalene	12	100	100	500	1000	ND		0.0044	ND		0.0056	ND		0.0049	ND		0.0049	ND		0.0049	0.0022	J	0.0053	0.0023	J	0.0048
n-Propylbenzene	3.9	100	100	500	1000	ND		0.0011	ND		0.0014	ND		0.0012	ND		0.0012	ND		0.0012	ND		0.0013	ND		0.0012
1,2,4-Trichlorobenzene	NA	NA	NA	NA	NA	ND		0.0022	ND		0.0028	ND		0.0024	ND		0.0025	ND		0.0024	ND		0.0026	ND		0.0024
1,3,5-Trimethylbenzene	8.4	47	52	190	380	ND		0.0022	ND		0.0028	ND		0.0024	ND		0.0025	ND		0.0024	ND		0.0026	ND		0.0024
1,2,4-Trimethylbenzene	3.6	47	52	190	380	ND		0.0022	ND		0.0028	ND		0.0024	ND		0.0025	ND		0.0024	ND		0.0026	ND		0.0024
Methyl Acetate	NA	NA	NA	NA	NA	ND		0.0044	ND		0.0056	ND		0.0049	ND		0.0049	ND		0.0049	ND		0.0053	ND		0.0048
Cyclohexane	NA	NA	NA	NA	NA	ND		0.011	ND		0.014	ND		0.012	ND		0.012	ND		0.012	ND		0.013	ND		0.012
Freon-113	NA	NA	NA	NA	NA	ND		0.0044	ND		0.0056	ND		0.0049	ND		0.0049	ND		0.0049	ND		0.0053	ND		0.0048
Methyl cyclohexane	NA	NA	NA	NA	NA	ND		0.0044	ND		0.0056	ND		0.0049	ND		0.0049	ND		0.0049	ND		0.0053	0.00082	J	0.0048
PERFLUORINATED ALKYL ACIDS																										
Perfluorobutanoic Acid (PFBA)	NA	NA	NA	NA	NA	ND		0.000801	ND		0.000771	ND		0.000782	ND		0.000779	ND		0.000791	ND		0.000782	ND		0.000791
Perfluoropentanoic Acid (PFPeA)	NA	NA	NA	NA	NA	ND		0.0004	ND		0.000386	ND		0.000391	ND		0.00039	ND		0.000396	ND		0.000391	ND		0.000396
Perfluorobutanesulfonic Acid (PFBS)	NA	NA	NA	NA	NA	ND		0.0002	ND		0.000193	ND		0.000195	ND		0.000195	ND		0.000198	ND		0.000196	ND		0.000198
1H,1H,2H,2H-Perfluorohexanesulfonic Acid (4:2FTS)	NA	NA	NA	NA	NA	ND		0.000801	ND		0.000771	ND		0.000782	ND		0.000779	ND		0.000791	ND		0.000782	ND		0.000791
Perfluorohexanoic Acid (PFHxA)	NA	NA	NA	NA	NA	ND		0.0002	ND		0.000193	ND		0.000195	ND		0.000195	ND		0.000198	ND		0.000196	ND		0.000198
Perfluoropentanesulfonic Acid (PFPeS)	NA	NA	NA	NA	NA	ND		0.0002	ND		0.000193	ND		0.000195	ND		0.000195	ND		0.000198	ND		0.000196	ND		0.000198
Perfluoroheptanoic Acid (PFHpA)	NA	NA	NA	NA	NA	ND		0.0002	ND		0.000193	ND		0.000195	ND		0.000195	ND		0.000198	ND		0.000196	ND		0.000198
Perfluorohexanesulfonic Acid (PFHxS)	NA	NA	NA	NA	NA	ND		0.0002	ND		0.000193	ND		0.000195	ND		0.000195	ND		0.000198	ND		0.000196	ND		0.000198
Perfluorooctanoic Acid (PFOA)	0.00066	0.0066	0.033	0.5	0.6	ND		0.0002	0.000054	J	0.000193	0.000156	J	0.000195	ND		0.000195	ND		0.000198	0.00011	J	0.000196	0.000119	J	0.000198
1H,1H,2H,2H-Perfluorooctanesulfonic Acid (6:2FTS)	NA	NA	NA	NA	NA	ND		0.000801	ND		0.000771	ND		0.000782	ND		0.000779	ND		0.000791	ND		0.000782	ND		0.000791
Perfluoroheptanesulfonic Acid (PFHpS)	NA	NA	NA	NA	NA	ND		0.0002	ND		0.000193	ND		0.000195	ND		0.000195	ND		0.000198	ND		0.000196	ND		0.000198
Perfluorononanoic Acid (PFNA)	NA	NA	NA	NA	NA	ND		0.0002	ND		0.000193	ND		0.000195	ND		0.000195	ND		0.000198	ND		0.000196	ND		0.000198
Perfluorooctanesulfonic Acid (PFOS)	0.00088	0.0088	0.044	0.44	0.44	ND		0.0002	0.000817		0.000193	0.000547		0.000195	ND		0.000195	0.000182	J	0.000198	0.000156	J	0.000196	0.000206		0.000198
Perfluorodecanoic Acid (PFDA)	NA	NA	NA	NA	NA	ND		0.0002	ND		0.000193	ND		0.000195	ND		0.000195	ND		0.000198	ND		0.000196	ND		0.000198

TABLE 3

Subsurface Soil Summary
Hope on Main - 954 Main Street
Brownfield Cleanup Program

					SAMPLE ID:	B2-00-TP			B2-00-2FT			B2-01-3FT			B2-02-4FT			B3-01-			B4-01-			DUP-B		
					COLLECTION DATE:	9/12/2023			8/8/2023			8/8/2023			8/8/2023			8/17/2023			8/17/2023			8/17/2023		
					SAMPLE DEPTH:	2			2			3			4			2			2			2		
					SAMPLE MATRIX:	SOIL			SOIL			SOIL			SOIL			SOIL			SOIL			SOIL		
	NY-UNRES	NY-RESR	NY-RESRR	NY-RESC	NY-RESI																					
ANALYTE	(mg/kg)	(mg/kg)	(mg/kg)	(mg/kg)	(mg/kg)	Result	Flg	RL	Result	Flg	RL	Result	Flg	RL	Result	Flg	RL	Result	Flg	RL	Result	Flg	RL	Result	Flg	RL
1H,1H,2H,2H-Perfluorodecanesulfonic Acid (8:2FTS)	NA	NA	NA	NA	NA	ND		0.000801	ND		0.000771	ND		0.000782	ND		0.000779	ND		0.000791	ND		0.000782	ND		0.000791
Perfluorononanesulfonic Acid (PFNS)	NA	NA	NA	NA	NA	ND		0.0002	ND		0.000193	ND		0.000195	ND		0.000195	ND		0.000198	ND		0.000196	ND		0.000198
N-Methyl Perfluorooctanesulfonamidoacetic Acid (NMeFOSAA)	NA	NA	NA	NA	NA	ND		0.0002	ND		0.000193	ND		0.000195	ND		0.000195	ND		0.000198	ND		0.000196	ND		0.000198
Perfluoroundecanoic Acid (PFUnA)	NA	NA	NA	NA	NA	ND		0.0002	ND		0.000193	ND		0.000195	ND		0.000195	ND		0.000198	ND		0.000196	ND		0.000198
Perfluorodecanesulfonic Acid (PFDS)	NA	NA	NA	NA	NA	ND		0.0002	0.000077	J	0.000193	ND		0.000195	ND		0.000195	ND		0.000198	ND		0.000196	ND		0.000198
Perfluorooctanesulfonamide (PFOSA)	NA	NA	NA	NA	NA	ND		0.0002	ND		0.000193	ND		0.000195	ND		0.000195	ND		0.000198	ND		0.000196	ND		0.000198
N-Ethyl Perfluorooctanesulfonamidoacetic Acid (NEtFOSAA)	NA	NA	NA	NA	NA	ND		0.0002	ND		0.000193	ND		0.000195	ND		0.000195	ND		0.000198	ND		0.000196	ND		0.000198
Perfluorododecanoic Acid (PFDoA)	NA	NA	NA	NA	NA	ND		0.0002	0.000116	JF	0.000193	ND		0.000195	ND		0.000195	ND		0.000198	ND		0.000196	ND		0.000198
Perfluorotridecanoic Acid (PFTrDA)	NA	NA	NA	NA	NA	ND		0.0002	ND		0.000193	ND		0.000195	ND		0.000195	ND		0.000198	ND		0.000196	ND		0.000198
Perfluorotetradecanoic Acid (PFTeDA)	NA	NA	NA	NA	NA	ND		0.0002	ND		0.000193	ND		0.000195	ND		0.000195	ND		0.000198	ND		0.000196	ND		0.000198
Hexafluoropropylene Oxide Dimer Acid (HFPO-DA)	NA	NA	NA	NA	NA	ND		0.000801	ND		0.000771	ND		0.000782	ND		0.000779	ND		0.000791	ND		0.000782	ND		0.000791
4,8-Dioxa-3h-Perfluorononanoic Acid (ADONA)	NA	NA	NA	NA	NA	ND		0.000801	ND		0.000771	ND		0.000782	ND		0.000779	ND		0.000791	ND		0.000782	ND		0.000791
Perfluorododecanesulfonic Acid (PFDoS)	NA	NA	NA	NA	NA	ND		0.0002	ND		0.000193	ND		0.000195	ND		0.000195	ND		0.000198	ND		0.000196	ND		0.000198
9-Chlorohexadecafluoro-3-Oxanone-1-Sulfonic Acid (9Cl-PF3ONS)	NA	NA	NA	NA	NA	ND		0.000801	ND		0.000771	ND		0.000782	ND		0.000779	ND		0.000791	ND		0.000782	ND		0.000791
11-Chloroeicosafluoro-3-Oxaundecane-1-Sulfonic Acid (11Cl-PF3OUdS)	NA	NA	NA	NA	NA	ND		0.000801	ND		0.000771	ND		0.000782	ND		0.000779	ND		0.000791	ND		0.000782	ND		0.000791
N-Methyl Perfluorooctane Sulfonamide (NMeFOSA)	NA	NA	NA	NA	NA	ND		0.0002	ND		0.000193	ND		0.000195	ND		0.000195	ND		0.000198	ND		0.000196	ND		0.000198
N-Ethyl Perfluorooctane Sulfonamide (NEtFOSA)	NA	NA	NA	NA	NA	ND		0.0002	ND		0.000193	ND		0.000195	ND		0.000195	ND		0.000198	ND		0.000196	ND		0.000198
N-Methyl Perfluorooctanesulfonamido Ethanol (NMeFOSE)	NA	NA	NA	NA	NA	ND		0.002	ND		0.00193	ND		0.00195	ND		0.00195	ND		0.00198	ND		0.00196	ND		0.00198
N-Ethyl Perfluorooctanesulfonamido Ethanol (NEtFOSE)	NA	NA	NA	NA	NA	ND		0.002	ND		0.00193	ND		0.00195	ND		0.00195	ND		0.00198	ND		0.00196	ND		0.00198
Perfluoro-3-Methoxypropanoic Acid (PFMPA)	NA	NA	NA	NA	NA	ND		0.0004	ND		0.000386	ND		0.000391	ND		0.00039	ND		0.000396	ND		0.000391	ND		0.000396
Perfluoro-4-Methoxybutanoic Acid (PFMBA)	NA	NA	NA	NA	NA	ND		0.0004	ND		0.000386	ND		0.000391	ND		0.00039	ND		0.000396	ND		0.000391	ND		0.000396
Perfluoro(2-Ethoxyethane)Sulfonic Acid (PFEESA)	NA	NA	NA	NA	NA	ND		0.0004	ND		0.000386	ND		0.000391	ND		0.00039	ND		0.000396	ND		0.000391	ND		0.000396
Nonafluoro-3,6-Dioxaheptanoic Acid (NFDHA)	NA	NA	NA	NA	NA	ND		0.0004	ND		0.000386	ND		0.000391	ND		0.00039	ND		0.000396	ND		0.000391	ND		0.000396
3-Perfluoropropyl Propanoic Acid (3:3FTCA)	NA	NA	NA	NA	NA	ND		0.001	ND		0.000964	ND		0.000977	ND		0.000974	ND		0.000989	ND		0.000978	ND		0.000989
2H,2H,3H,3H-Perfluorooctanoic Acid (5:3FTCA)	NA	NA	NA	NA	NA	ND		0.005	ND		0.00482	ND		0.00488	ND		0.00487	ND		0.00494	ND		0.00489	ND		0.00494
3-Perfluoroheptyl Propanoic Acid (7:3FTCA)	NA	NA	NA	NA	NA	ND		0.005	ND		0.00482	ND		0.00488	ND		0.00487	ND		0.00494	ND		0.00489	ND		0.00494
SVOCs																										
Acenaphthene	20	100	100	500	1000	0.061	J	0.15	0.066	J	0.14	ND		0.14	ND		0.15	ND		0.14	0.04	J	0.14	0.067	J	0.14
1,2,4-Trichlorobenzene	NA	NA	NA	NA	NA	ND		0.18	-		-	-		-	-		-	-		-	-		-	-		-

TABLE 3

Subsurface Soil Summary
Hope on Main - 954 Main Street
Brownfield Cleanup Program

					SAMPLE ID:	B2-00-TP			B2-00-2FT			B2-01-3FT			B2-02-4FT			B3-01-			B4-01-			DUP-B		
					COLLECTION DATE:	9/12/2023			8/8/2023			8/8/2023			8/8/2023			8/17/2023			8/17/2023			8/17/2023		
					SAMPLE DEPTH:	2			2			3			4			2			2			2		
					SAMPLE MATRIX:	SOIL			SOIL			SOIL			SOIL			SOIL			SOIL			SOIL		
	NY-UNRES	NY-RESR	NY-RESRR	NY-RESC	NY-RESI																					
ANALYTE	(mg/kg)	(mg/kg)	(mg/kg)	(mg/kg)	(mg/kg)	Result	Flg	RL	Result	Flg	RL	Result	Flg	RL	Result	Flg	RL	Result	Flg	RL	Result	Flg	RL	Result	Flg	RL
Hexachlorobenzene	0.33	0.33	1.2	6	12	ND		0.11	ND		0.1	ND		0.11	ND		0.11	ND		0.11	ND		0.11	ND		0.1
Bis(2-chloroethyl)ether	NA	NA	NA	NA	NA	ND		0.16	ND		0.16	ND		0.16	ND		0.17	ND		0.16	ND		0.16	ND		0.16
2-Chloronaphthalene	NA	NA	NA	NA	NA	ND		0.18	ND		0.17	ND		0.18	ND		0.19	ND		0.18	ND		0.18	ND		0.18
3,3'-Dichlorobenzidine	NA	NA	NA	NA	NA	ND		0.18	ND		0.17	ND		0.18	ND		0.19	ND		0.18	ND		0.18	ND		0.18
2,4-Dinitrotoluene	NA	NA	NA	NA	NA	ND		0.18	ND		0.17	ND		0.18	ND		0.19	ND		0.18	ND		0.18	ND		0.18
2,6-Dinitrotoluene	NA	NA	NA	NA	NA	ND		0.18	ND		0.17	ND		0.18	ND		0.19	ND		0.18	ND		0.18	ND		0.18
Fluoranthene	100	100	100	500	1000	0.83		0.11	2		0.1	ND		0.11	ND		0.11	0.22		0.11	1.6		0.11	2.8		0.1
4-Chlorophenyl phenyl ether	NA	NA	NA	NA	NA	ND		0.18	ND		0.17	ND		0.18	ND		0.19	ND		0.18	ND		0.18	ND		0.18
4-Bromophenyl phenyl ether	NA	NA	NA	NA	NA	ND		0.18	ND		0.17	ND		0.18	ND		0.19	ND		0.18	ND		0.18	ND		0.18
Bis(2-chloroisopropyl)ether	NA	NA	NA	NA	NA	ND		0.22	ND		0.21	ND		0.22	ND		0.23	ND		0.22	ND		0.21	ND		0.21
Bis(2-chloroethoxy)methane	NA	NA	NA	NA	NA	ND		0.2	ND		0.19	ND		0.19	ND		0.2	ND		0.19	ND		0.19	ND		0.19
Hexachlorobutadiene	NA	NA	NA	NA	NA	ND		0.18	ND		0.17	ND		0.18	ND		0.19	ND		0.18	ND		0.18	ND		0.18
Hexachlorocyclopentadiene	NA	NA	NA	NA	NA	ND		0.53	ND		0.5	ND		0.51	ND		0.54	ND		0.52	ND		0.51	ND		0.5
Hexachloroethane	NA	NA	NA	NA	NA	ND		0.15	ND		0.14	ND		0.14	ND		0.15	ND		0.14	ND		0.14	ND		0.14
Isophorone	NA	NA	NA	NA	NA	ND		0.16	ND		0.16	ND		0.16	ND		0.17	ND		0.16	ND		0.16	ND		0.16
Naphthalene	12	100	100	500	1000	0.033	J	0.18	0.039	J	0.17	ND		0.18	ND		0.19	ND		0.18	ND		0.18	0.033	J	0.18
Nitrobenzene	NA	NA	NA	NA	NA	ND		0.16	ND		0.16	ND		0.16	ND		0.17	ND		0.16	ND		0.16	ND		0.16
NDPA/DPA	NA	NA	NA	NA	NA	ND		0.15	ND		0.14	ND		0.14	ND		0.15	ND		0.14	ND		0.14	ND		0.14
n-Nitrosodi-n-propylamine	NA	NA	NA	NA	NA	ND		0.18	ND		0.17	ND		0.18	ND		0.19	ND		0.18	ND		0.18	ND		0.18
Bis(2-ethylhexyl)phthalate	NA	NA	NA	NA	NA	ND		0.18	0.11	J	0.17	ND		0.18	ND		0.19	ND		0.18	ND		0.18	ND		0.18
Butyl benzyl phthalate	NA	NA	NA	NA	NA	ND		0.18	ND		0.17	ND		0.18	ND		0.19	ND		0.18	ND		0.18	ND		0.18
Di-n-butylphthalate	NA	NA	NA	NA	NA	ND		0.18	ND		0.17	ND		0.18	ND		0.19	ND		0.18	ND		0.18	ND		0.18
Di-n-octylphthalate	NA	NA	NA	NA	NA	ND		0.18	ND		0.17	ND		0.18	ND		0.19	ND		0.18	ND		0.18	ND		0.18
Diethyl phthalate	NA	NA	NA	NA	NA	ND		0.18	ND		0.17	ND		0.18	ND		0.19	ND		0.18	ND		0.18	ND		0.18
Dimethyl phthalate	NA	NA	NA	NA	NA	ND		0.18	ND		0.17	ND		0.18	ND		0.19	ND		0.18	ND		0.18	ND		0.18
Benzo(a)anthracene	1	1	1	5.6	11	0.49		0.11	**1**		0.1	ND		0.11	ND		0.11	0.063	J	0.11	0.69		0.11	**1.2**		0.1
Benzo(a)pyrene	1	1	1	1	1.1	0.53		0.15	**1.3**		0.14	ND		0.14	ND		0.15	0.059	J	0.14	0.79		0.14	**1.3**		0.14
Benzo(b)fluoranthene	1	1	1	5.6	11	0.67		0.11	**1.6**		0.1	ND		0.11	ND		0.11	0.074	J	0.11	0.91		0.11	**1.5**		0.1
Benzo(k)fluoranthene	0.8	1	3.9	56	110	0.21		0.11	0.55		0.1	ND		0.11	ND		0.11	ND		0.11	0.32		0.11	0.52		0.1
Chrysene	1	1	3.9	56	110	0.52		0.11	**1.1**		0.1	ND		0.11	ND		0.11	0.062	J	0.11	0.62		0.11	**1**		0.1
Acenaphthylene	100	100	100	500	1000	0.077	J	0.15	0.21		0.14	ND		0.14	ND		0.15	ND		0.14	0.08	J	0.14	0.16		0.14
Anthracene	100	100	100	500	1000	0.17		0.11	0.31		0.1	ND		0.11	ND		0.11	ND		0.11	0.19		0.11	0.34		0.1
Benzo(ghi)perylene	100	100	100	500	1000	0.38		0.15	0.84		0.14	ND		0.14	ND		0.15	0.034	J	0.14	0.48		0.14	0.76		0.14
Fluorene	30	100	100	500	1000	0.056	J	0.18	0.07	J	0.17	ND		0.18	ND		0.19	ND		0.18	0.047	J	0.18	0.07	J	0.18
Phenanthrene	100	100	100	500	1000	0.43		0.11	0.86		0.1	ND		0.11	ND		0.11	0.08	J	0.11	0.78		0.11	1.4		0.1
Dibenzo(a,h)anthracene	0.33	0.33	0.33	0.56	1.1	0.084	J	0.11	0.18		0.1	ND		0.11	ND		0.11	ND		0.11	0.11		0.11	0.17		0.1
Indeno(1,2,3-cd)pyrene	0.5	0.5	0.5	5.6	11	0.41		0.15	**0.9**		0.14	ND		0.14	ND		0.15	0.039	J	0.14	**0.6**		0.14	**0.96**		0.14

TABLE 3

Subsurface Soil Summary
Hope on Main - 954 Main Street
Brownfield Cleanup Program

					SAMPLE ID:	B2-00-TP			B2-00-2FT			B2-01-3FT			B2-02-4FT			B3-01-			B4-01-			DUP-B		
					COLLECTION DATE:	9/12/2023			8/8/2023			8/8/2023			8/8/2023			8/17/2023			8/17/2023			8/17/2023		
					SAMPLE DEPTH:	2			2			3			4			2			2			2		
					SAMPLE MATRIX:	SOIL			SOIL			SOIL			SOIL			SOIL			SOIL			SOIL		
	NY-UNRES	NY-RESR	NY-RESRR	NY-RESC	NY-RESI																					
ANALYTE	(mg/kg)	(mg/kg)	(mg/kg)	(mg/kg)	(mg/kg)	Result	Flg	RL	Result	Flg	RL	Result	Flg	RL	Result	Flg	RL	Result	Flg	RL	Result	Flg	RL	Result	Flg	RL
Pyrene	100	100	100	500	1000	0.71		0.11	1.6		0.1	ND		0.11	ND		0.11	0.16		0.11	1.3		0.11	2.2		0.1
Biphenyl	NA	NA	NA	NA	NA	ND		0.42	ND		0.4	ND		0.41	ND		0.43	ND		0.41	ND		0.41	ND		0.4
4-Chloroaniline	NA	NA	NA	NA	NA	ND		0.18	ND		0.17	ND		0.18	ND		0.19	ND		0.18	ND		0.18	ND		0.18
2-Nitroaniline	NA	NA	NA	NA	NA	ND		0.18	ND		0.17	ND		0.18	ND		0.19	ND		0.18	ND		0.18	ND		0.18
3-Nitroaniline	NA	NA	NA	NA	NA	ND		0.18	ND		0.17	ND		0.18	ND		0.19	ND		0.18	ND		0.18	ND		0.18
4-Nitroaniline	NA	NA	NA	NA	NA	ND		0.18	ND		0.17	ND		0.18	ND		0.19	ND		0.18	ND		0.18	ND		0.18
Dibenzofuran	7	14	59	350	1000	0.035	J	0.18	0.049	J	0.17	ND		0.18	ND		0.19	ND		0.18	0.037	J	0.18	0.099	J	0.18
2-Methylnaphthalene	NA	NA	NA	NA	NA	0.023	J	0.22	0.027	J	0.21	ND		0.22	ND		0.23	ND		0.22	ND		0.21	0.032	J	0.21
1,2,4,5-Tetrachlorobenzene	NA	NA	NA	NA	NA	ND		0.18	ND		0.17	ND		0.18	ND		0.19	ND		0.18	ND		0.18	ND		0.18
Acetophenone	NA	NA	NA	NA	NA	ND		0.18	ND		0.17	ND		0.18	ND		0.19	ND		0.18	ND		0.18	ND		0.18
2,4,6-Trichlorophenol	NA	NA	NA	NA	NA	ND		0.11	ND		0.1	ND		0.11	ND		0.11	ND		0.11	ND		0.11	ND		0.1
p-Chloro-m-cresol	NA	NA	NA	NA	NA	ND		0.18	ND		0.17	ND		0.18	ND		0.19	ND		0.18	ND		0.18	ND		0.18
2-Chlorophenol	NA	NA	NA	NA	NA	ND		0.18	ND		0.17	ND		0.18	ND		0.19	ND		0.18	ND		0.18	ND		0.18
2,4-Dichlorophenol	NA	NA	NA	NA	NA	ND		0.16	ND		0.16	ND		0.16	ND		0.17	ND		0.16	ND		0.16	ND		0.16
2,4-Dimethylphenol	NA	NA	NA	NA	NA	ND		0.18	ND		0.17	ND		0.18	ND		0.19	ND		0.18	ND		0.18	ND		0.18
2-Nitrophenol	NA	NA	NA	NA	NA	ND		0.4	ND		0.38	ND		0.39	ND		0.41	ND		0.39	ND		0.38	ND		0.38
4-Nitrophenol	NA	NA	NA	NA	NA	ND		0.26	ND		0.24	ND		0.25	ND		0.26	ND		0.25	ND		0.25	ND		0.25
2,4-Dinitrophenol	NA	NA	NA	NA	NA	ND		0.88	ND		0.84	ND		0.86	ND		0.9	ND		0.87	ND		0.86	ND		0.85
4,6-Dinitro-o-cresol	NA	NA	NA	NA	NA	ND		0.48	ND		0.45	ND		0.47	ND		0.49	ND		0.47	ND		0.46	ND		0.46
Pentachlorophenol	0.8	2.4	6.7	6.7	55	ND		0.15	ND		0.14	ND		0.14	ND		0.15	ND		0.14	ND		0.14	ND		0.14
Phenol	0.33	100	100	500	1000	ND		0.18	ND		0.17	ND		0.18	ND		0.19	ND		0.18	ND		0.18	ND		0.18
2-Methylphenol	0.33	100	100	500	1000	ND		0.18	ND		0.17	ND		0.18	ND		0.19	ND		0.18	ND		0.18	ND		0.18
3-Methylphenol/4-Methylphenol	0.33	34	100	500	1000	ND		0.26	ND		0.25	ND		0.26	ND		0.27	ND		0.26	ND		0.26	ND		0.25
2,4,5-Trichlorophenol	NA	NA	NA	NA	NA	ND		0.18	ND		0.17	ND		0.18	ND		0.19	ND		0.18	ND		0.18	ND		0.18
Carbazole	NA	NA	NA	NA	NA	0.052	J	0.18	0.12	J	0.17	ND		0.18	ND		0.19	ND		0.18	0.098	J	0.18	0.18		0.18
Atrazine	NA	NA	NA	NA	NA	-		-	ND		0.14	ND		0.14	ND		0.15	ND		0.14	ND		0.14	ND		0.14
Benzaldehyde	NA	NA	NA	NA	NA	-		-	ND		0.23	ND		0.24	ND		0.25	ND		0.24	0.06	J	0.24	0.081	J	0.23
Caprolactam	NA	NA	NA	NA	NA	-		-	ND		0.17	ND		0.18	ND		0.19	ND		0.18	ND		0.18	ND		0.18
2,3,4,6-Tetrachlorophenol	NA	NA	NA	NA	NA	-		-	ND		0.17	ND		0.18	ND		0.19	ND		0.18	ND		0.18	ND		0.18
1,4-Dioxane	0.1	9.8	13	130	250	ND		0.028	ND		0.026	ND		0.027	ND		0.028	ND		0.027	ND		0.027	ND		0.026
HERBICIDES																										
2,4,5-TP (Silvex)	3.8	58	100	500	1000	ND		0.188	ND		0.175	ND		0.178	ND		0.185	-		-	-		-	-		-
PESTICIDES																										
Delta-BHC	0.04	100	100	500	1000	ND		0.00173	ND		0.00162	ND		0.00171	ND		0.00175	-		-	-		-	-		-
Lindane	0.1	0.28	1.3	9.2	23	ND		0.000722	ND		0.000676	ND		0.000712	ND		0.000728	-		-	-		-	-		-
Alpha-BHC	0.02	0.097	0.48	3.4	6.8	ND		0.000722	ND		0.000676	0.000404	JIP	0.000712	ND		0.000728	-		-	-		-	-		-
Beta-BHC	0.036	0.072	0.36	3	14	ND		0.00173	ND		0.00162	ND		0.00171	ND		0.00175	-		-	-		-	-		-

TABLE 3

Subsurface Soil Summary
Hope on Main - 954 Main Street
Brownfield Cleanup Program

					SAMPLE ID:	B2-00-TP			B2-00-2FT			B2-01-3FT			B2-02-4FT			B3-01-			B4-01-			DUP-B		
					COLLECTION DATE:	9/12/2023			8/8/2023			8/8/2023			8/8/2023			8/17/2023			8/17/2023			8/17/2023		
					SAMPLE DEPTH:	2			2			3			4			2			2			2		
					SAMPLE MATRIX:	SOIL			SOIL			SOIL			SOIL			SOIL			SOIL			SOIL		
	NY-UNRES	NY-RESR	NY-RESRR	NY-RESC	NY-RESI																					
ANALYTE	(mg/kg)	(mg/kg)	(mg/kg)	(mg/kg)	(mg/kg)	Result	Flg	RL	Result	Flg	RL	Result	Flg	RL	Result	Flg	RL	Result	Flg	RL	Result	Flg	RL	Result	Flg	RL
Heptachlor	0.042	0.42	2.1	15	29	ND		0.000866	ND		0.000811	ND		0.000854	ND		0.000874	-		-	-		-	-		-
Aldrin	0.005	0.019	0.097	0.68	1.4	ND		0.00173	ND		0.00162	ND		0.00171	ND		0.00175	-		-	-		-	-		-
Heptachlor epoxide	NA	NA	NA	NA	NA	ND		0.00325	ND		0.00304	ND		0.0032	ND		0.00328	-		-	-		-	-		-
Endrin	0.014	2.2	11	89	410	ND		0.000722	ND		0.000676	ND		0.000712	ND		0.000728	-		-	-		-	-		-
Endrin aldehyde	NA	NA	NA	NA	NA	ND		0.00216	ND		0.00203	ND		0.00214	ND		0.00218	-		-	-		-	-		-
Endrin ketone	NA	NA	NA	NA	NA	ND		0.00173	ND		0.00162	ND		0.00171	ND		0.00175	-		-	-		-	-		-
Dieldrin	0.005	0.039	0.2	1.4	2.8	ND		0.00108	ND		0.00101	ND		0.00107	ND		0.00109	-		-	-		-	-		-
4,4'-DDE	0.0033	1.8	8.9	62	120	0.00166	J	0.00173	ND		0.00162	ND		0.00171	ND		0.00175	-		-	-		-	-		-
4,4'-DDD	0.0033	2.6	13	92	180	ND		0.00173	ND		0.00162	ND		0.00171	ND		0.00175	-		-	-		-	-		-
4,4'-DDT	0.0033	1.7	7.9	47	94	0.00274		0.00173	ND		0.00162	ND		0.00171	ND		0.00175	-		-	-		-	-		-
Endosulfan I	2.4	4.8	24	200	920	ND		0.00173	ND		0.00162	ND		0.00171	ND		0.00175	-		-	-		-	-		-
Endosulfan II	2.4	4.8	24	200	920	ND		0.00173	ND		0.00162	ND		0.00171	ND		0.00175	-		-	-		-	-		-
Endosulfan sulfate	2.4	4.8	24	200	920	ND		0.000722	ND		0.000676	ND		0.000712	ND		0.000728	-		-	-		-	-		-
Methoxychlor	NA	NA	NA	NA	NA	ND		0.00325	ND		0.00304	ND		0.0032	ND		0.00328	-		-	-		-	-		-
Toxaphene	NA	NA	NA	NA	NA	ND		0.0325	ND		0.0304	ND		0.032	ND		0.0328	-		-	-		-	-		-
cis-Chlordane	0.094	0.91	4.2	24	47	ND		0.00216	0.00289		0.00203	ND		0.00214	ND		0.00218	-		-	-		-	-		-
trans-Chlordane	NA	NA	NA	NA	NA	ND		0.00216	0.00395	P	0.00203	ND		0.00214	ND		0.00218	-		-	-		-	-		-
Chlordane	NA	NA	NA	NA	NA	ND		0.0144	0.03		0.0135	ND		0.0142	ND		0.0146	-		-	-		-	-		-
POLYCHLORINATED BIPHENYLS																										
Aroclor 1016	0.1	1	1	1	25	ND		0.0537	ND		0.0534	ND		0.0529	ND		0.0535	-		-	-		-	-		-
Aroclor 1221	0.1	1	1	1	25	ND		0.0537	ND		0.0534	ND		0.0529	ND		0.0535	-		-	-		-	-		-
Aroclor 1232	0.1	1	1	1	25	ND		0.0537	ND		0.0534	ND		0.0529	ND		0.0535	-		-	-		-	-		-
Aroclor 1242	0.1	1	1	1	25	0.0157	J	0.0537	ND		0.0534	ND		0.0529	ND		0.0535	-		-	-		-	-		-
Aroclor 1248	0.1	1	1	1	25	ND		0.0537	ND		0.0534	ND		0.0529	ND		0.0535	-		-	-		-	-		-
Aroclor 1254	0.1	1	1	1	25	0.0154	J	0.0537	0.0315	J	0.0534	ND		0.0529	ND		0.0535	-		-	-		-	-		-
Aroclor 1260	0.1	1	1	1	25	0.0176	J	0.0537	0.0176	J	0.0534	ND		0.0529	ND		0.0535	-		-	-		-	-		-
Aroclor 1262	0.1	1	1	1	25	ND		0.0537	ND		0.0534	ND		0.0529	ND		0.0535	-		-	-		-	-		-
Aroclor 1268	0.1	1	1	1	25	0.00715	J	0.0537	ND		0.0534	ND		0.0529	ND		0.0535	-		-	-		-	-		-
PCBs, Total	0.1	1	1	1	25	0.0559	J	0.0537	0.0491	J	0.0534	ND		0.0529	ND		0.0535	-		-	-		-	-		-
METALS																										
Aluminum, Total	NA	NA	NA	NA	NA	5200		8.77	7360		8.11	3420		8.25	3560		8.69	4990		8.29	3710		8.36	3970		8.46
Antimony, Total	NA	NA	NA	NA	NA	0.388	J	4.38	0.56	J	4.06	ND		4.13	ND		4.34	ND		4.14	ND		4.18	ND		4.23
Arsenic, Total	13	16	16	16	16	5.17		0.877	4.39		0.811	3.55		0.825	1.67		0.869	2.12		0.829	2.42		0.836	2.39		0.846
Barium, Total	350	350	400	400	10000	71.9		0.877	64.6		0.811	10		0.825	16.3		0.869	15.9		0.829	132		0.836	99.2		0.846
Beryllium, Total	7.2	14	72	590	2700	0.297	J	0.438	0.323	J	0.406	0.139	J	0.413	0.09	J	0.434	0.234	J	0.414	0.178	J	0.418	0.164	J	0.423
Cadmium, Total	2.5	2.5	4.3	9.3	60	0.528	J	0.877	0.319	J	0.811	0.262	J	0.825	0.294	J	0.869	ND		0.829	0.349	J	0.836	0.201	J	0.846
Calcium, Total	NA	NA	NA	NA	NA	26400		8.77	158000		81.1	33300		8.25	54800		86.9	6560		8.29	65800		8.36	61700		8.46
Chromium, Total	NA	NA	NA	NA	NA	7.65		0.877	14.6		0.811	6.07		0.825	5.93		0.869	11.1		0.829	8.11		0.836	8.09		0.846
Cobalt, Total	NA	NA	NA	NA	NA	3.16		1.75	2.17		1.62	3.17		1.65	3.02		1.74	3.24		1.66	2.82		1.67	2.7		1.69

TABLE 3

Subsurface Soil Summary
Hope on Main - 954 Main Street
Brownfield Cleanup Program

					SAMPLE ID:	B2-00-TP			B2-00-2FT			B2-01-3FT			B2-02-4FT			B3-01-			B4-01-			DUP-B		
					COLLECTION DATE:	9/12/2023			8/8/2023			8/8/2023			8/8/2023			8/17/2023			8/17/2023			8/17/2023		
					SAMPLE DEPTH:	2			2			3			4			2			2			2		
					SAMPLE MATRIX:	SOIL			SOIL			SOIL			SOIL			SOIL			SOIL			SOIL		
	NY-UNRES	NY-RESR	NY-RESRR	NY-RESC	NY-RESI																					
ANALYTE	(mg/kg)	(mg/kg)	(mg/kg)	(mg/kg)	(mg/kg)	Result	Flg	RL	Result	Flg	RL	Result	Flg	RL	Result	Flg	RL	Result	Flg	RL	Result	Flg	RL	Result	Flg	RL
Copper, Total	50	270	270	270	10000	19.1		0.877	13.6		0.811	11.8		0.825	9.52		0.869	5.32		0.829	11.8		0.836	10.3		0.846
Iron, Total	NA	NA	NA	NA	NA	7650		4.38	8690		4.06	8720		4.13	8700		4.34	8890		4.14	6060		4.18	6410		4.23
Lead, Total	63	400	400	1000	3900	**244**		4.38	55.4		4.06	11.5		4.13	10.3		4.34	12.4		4.14	**957**		4.18	**736**		4.23
Magnesium, Total	NA	NA	NA	NA	NA	7410		8.77	34000		8.11	21300		8.25	24500		8.69	2240		8.29	13200		8.36	15400		8.46
Manganese, Total	1600	2000	2000	10000	10000	326		0.877	575		0.811	332		0.825	282		0.869	230		0.829	250		0.836	237		0.846
Mercury, Total	0.18	0.81	0.81	2.8	5.7	**0.541**		0.081	ND		0.072	ND		0.075	ND		0.073	ND		0.072	**0.544**		0.074	**1.23**		0.081
Nickel, Total	30	140	310	310	10000	6.96		2.19	8.98		2.03	6.25		2.06	5.94		2.17	7.47		2.07	6.5		2.09	6.02		2.12
Potassium, Total	NA	NA	NA	NA	NA	631		219	704		203	508		206	611		217	372		207	452		209	473		212
Selenium, Total	3.9	36	180	1500	6800	ND		1.75	1.15	J	1.62	ND		1.65	0.269	J	1.74	ND		1.66	ND		1.67	ND		1.69
Silver, Total	2	36	180	1500	6800	ND		0.438	ND		0.406	ND		0.413	ND		0.434	ND		0.414	0.531		0.418	0.556		0.423
Sodium, Total	NA	NA	NA	NA	NA	628		175	1810		162	414		165	462		174	110	J	166	239		167	262		169
Thallium, Total	NA	NA	NA	NA	NA	ND		1.75	0.407	J	1.62	ND		1.65	0.444	J	1.74	0.618	J	1.66	0.405	J	1.67	0.633	J	1.69
Vanadium, Total	NA	NA	NA	NA	NA	11.2		0.877	12.4		0.811	12.1		0.825	10.8		0.869	11.1		0.829	10.1		0.836	9.38		0.846
Zinc, Total	109	2200	10000	10000	10000	**244**		4.38	90.5		4.06	90.4		4.13	77.4		4.34	55.9		4.14	**277**		4.18	**154**		4.23
GENERAL CHEMISTRY																										
Solids, Total	NA	NA	NA	NA	NA	87.8		0.1	93.3		0.1	92.2		0.1	87.6		0.1	91.1		0.1	92.1		0.1	92.1		0.1
Cyanide, Total	27	27	27	27	10000	ND		1.1	ND		1	ND		1	ND		1.1	ND		1	ND		0.99	ND		1
Chromium, Hexavalent	1	22	110	400	800	0.205	J	0.911	ND		0.857	-		-	ND		0.913	-		-	-		-	-		-

TABLE 3

Subsurface Soil Summary
Hope on Main - 954 Main Street
Brownfield Cleanup Program

					SAMPLE ID:	B4-02-			B5-01-			C1-01-5FT			C2-01-3FT			C3-01-4FT			C4-00-1FT			C4-01-2FT		
					COLLECTION DATE:	8/17/2023			8/17/2023			8/9/2023			8/8/2023			8/9/2023			8/9/2023			8/9/2023		
					SAMPLE DEPTH:	4			2			5			3			4			1			2		
					SAMPLE MATRIX:	SOIL			SOIL			SOIL			SOIL			SOIL			SOIL			SOIL		
	NY-UNRES	NY-RESR	NY-RESRR	NY-RESC	NY-RESI																					
ANALYTE	**(mg/kg)**	**(mg/kg)**	**(mg/kg)**	**(mg/kg)**	**(mg/kg)**	Result	Flg	RL	Result	Flg	RL	Result	Flg	RL	Result	Flg	RL	Result	Flg	RL	Result	Flg	RL	Result	Flg	RL
VOCs																										
Methylene chloride	0.05	51	100	500	1000	-		-	ND		0.0055	ND		0.0047	ND		0.0046	ND		0.005	ND		0.0059	ND		0.0082
1,1-Dichloroethane	0.27	19	26	240	480	-		-	ND		0.0011	ND		0.00094	ND		0.00091	ND		0.001	ND		0.0012	ND		0.0016
Chloroform	0.37	10	49	350	700	-		-	ND		0.0016	ND		0.0014	ND		0.0014	ND		0.0015	ND		0.0018	ND		0.0025
Carbon tetrachloride	0.76	1.4	2.4	22	44	-		-	ND		0.0011	ND		0.00094	ND		0.00091	ND		0.001	ND		0.0012	ND		0.0016
1,2-Dichloropropane	NA	NA	NA	NA	NA	-		-	ND		0.0011	ND		0.00094	ND		0.00091	ND		0.001	ND		0.0012	ND		0.0016
Dibromochloromethane	NA	NA	NA	NA	NA	-		-	ND		0.0011	ND		0.00094	ND		0.00091	ND		0.001	ND		0.0012	ND		0.0016
1,1,2-Trichloroethane	NA	NA	NA	NA	NA	-		-	ND		0.0011	ND		0.00094	ND		0.00091	ND		0.001	ND		0.0012	ND		0.0016
Tetrachloroethene	1.3	5.5	19	150	300	-		-	ND		0.00055	ND		0.00047	ND		0.00046	ND		0.0005	ND		0.00059	ND		0.00082
Chlorobenzene	1.1	100	100	500	1000	-		-	ND		0.00055	ND		0.00047	ND		0.00046	ND		0.0005	ND		0.00059	ND		0.00082
Trichlorofluoromethane	NA	NA	NA	NA	NA	-		-	ND		0.0044	ND		0.0038	ND		0.0036	ND		0.004	ND		0.0048	ND		0.0066
1,2-Dichloroethane	0.02	2.3	3.1	30	60	-		-	ND		0.0011	ND		0.00094	ND		0.00091	ND		0.001	ND		0.0012	ND		0.0016
1,1,1-Trichloroethane	0.68	100	100	500	1000	-		-	ND		0.00055	ND		0.00047	ND		0.00046	ND		0.0005	ND		0.00059	ND		0.00082
Bromodichloromethane	NA	NA	NA	NA	NA	-		-	ND		0.00055	ND		0.00047	ND		0.00046	ND		0.0005	ND		0.00059	ND		0.00082
trans-1,3-Dichloropropene	NA	NA	NA	NA	NA	-		-	ND		0.0011	ND		0.00094	ND		0.00091	ND		0.001	ND		0.0012	ND		0.0016
cis-1,3-Dichloropropene	NA	NA	NA	NA	NA	-		-	ND		0.00055	ND		0.00047	ND		0.00046	ND		0.0005	ND		0.00059	ND		0.00082
Bromoform	NA	NA	NA	NA	NA	-		-	ND		0.0044	ND		0.0038	ND		0.0036	ND		0.004	ND		0.0048	ND		0.0066
1,1,2,2-Tetrachloroethane	NA	NA	NA	NA	NA	-		-	ND		0.00055	ND		0.00047	ND		0.00046	ND		0.0005	ND		0.00059	ND		0.00082
Benzene	0.06	2.9	4.8	44	89	-		-	ND		0.00055	0.00066		0.00047	ND		0.00046	ND		0.0005	0.00022	J	0.00059	ND		0.00082
Toluene	0.7	100	100	500	1000	-		-	ND		0.0011	0.00063	J	0.00094	ND		0.00091	ND		0.001	ND		0.0012	ND		0.0016
Ethylbenzene	1	30	41	390	780	-		-	ND		0.0011	0.00017	J	0.00094	ND		0.00091	ND		0.001	ND		0.0012	ND		0.0016
Chloromethane	NA	NA	NA	NA	NA	-		-	ND		0.0044	ND		0.0038	ND		0.0036	ND		0.004	ND		0.0048	ND		0.0066
Bromomethane	NA	NA	NA	NA	NA	-		-	ND		0.0022	ND		0.0019	ND		0.0018	ND		0.002	ND		0.0024	ND		0.0033
Vinyl chloride	0.02	0.21	0.9	13	27	-		-	ND		0.0011	ND		0.00094	ND		0.00091	ND		0.001	ND		0.0012	ND		0.0016
Chloroethane	NA	NA	NA	NA	NA	-		-	ND		0.0022	ND		0.0019	ND		0.0018	ND		0.002	ND		0.0024	ND		0.0033
1,1-Dichloroethene	0.33	100	100	500	1000	-		-	ND		0.0011	ND		0.00094	ND		0.00091	ND		0.001	ND		0.0012	ND		0.0016
trans-1,2-Dichloroethene	0.19	100	100	500	1000	-		-	ND		0.0016	ND		0.0014	ND		0.0014	ND		0.0015	ND		0.0018	ND		0.0025
Trichloroethene	0.47	10	21	200	400	-		-	ND		0.00055	ND		0.00047	ND		0.00046	ND		0.0005	ND		0.00059	ND		0.00082
1,2-Dichlorobenzene	1.1	100	100	500	1000	-		-	ND		0.0022	ND		0.0019	ND		0.0018	ND		0.002	ND		0.0024	ND		0.0033
1,3-Dichlorobenzene	2.4	17	49	280	560	-		-	ND		0.0022	ND		0.0019	ND		0.0018	ND		0.002	ND		0.0024	ND		0.0033
1,4-Dichlorobenzene	1.8	9.8	13	130	250	-		-	ND		0.0022	ND		0.0019	ND		0.0018	ND		0.002	ND		0.0024	ND		0.0033
Methyl tert butyl ether	0.93	62	100	500	1000	-		-	ND		0.0022	ND		0.0019	ND		0.0018	ND		0.002	ND		0.0024	ND		0.0033
p/m-Xylene	NA	NA	NA	NA	NA	-		-	ND		0.0022	0.0007	J	0.0019	ND		0.0018	ND		0.002	ND		0.0024	ND		0.0033
o-Xylene	NA	NA	NA	NA	NA	-		-	ND		0.0011	0.00032	J	0.00094	ND		0.00091	ND		0.001	ND		0.0012	ND		0.0016
cis-1,2-Dichloroethene	0.25	59	100	500	1000	-		-	ND		0.0011	ND		0.00094	ND		0.00091	ND		0.001	ND		0.0012	ND		0.0016
Styrene	NA	NA	NA	NA	NA	-		-	ND		0.0011	ND		0.00094	ND		0.00091	ND		0.001	ND		0.0012	ND		0.0016
Dichlorodifluoromethane	NA	NA	NA	NA	NA	-		-	ND		0.011	ND		0.0094	ND		0.0091	ND		0.01	ND		0.012	ND		0.016

TABLE 3

Subsurface Soil Summary
Hope on Main - 954 Main Street
Brownfield Cleanup Program

					SAMPLE ID:	B4-02-			B5-01-			C1-01-5FT			C2-01-3FT			C3-01-4FT			C4-00-1FT			C4-01-2FT		
					COLLECTION DATE:	8/17/2023			8/17/2023			8/9/2023			8/8/2023			8/9/2023			8/9/2023			8/9/2023		
					SAMPLE DEPTH:	4			2			5			3			4			1			2		
					SAMPLE MATRIX:	SOIL			SOIL			SOIL			SOIL			SOIL			SOIL			SOIL		
	NY-UNRES	NY-RESR	NY-RESRR	NY-RESC	NY-RESI																					
ANALYTE	(mg/kg)	(mg/kg)	(mg/kg)	(mg/kg)	(mg/kg)	Result	Flg	RL	Result	Flg	RL	Result	Flg	RL	Result	Flg	RL	Result	Flg	RL	Result	Flg	RL	Result	Flg	RL
Acetone	0.05	100	100	500	1000	-		-	0.0069	J	0.011	0.012		0.0094	ND		0.0091	ND		0.01	ND		0.012	ND		0.016
Carbon disulfide	NA	NA	NA	NA	NA	-		-	ND		0.011	ND		0.0094	ND		0.0091	ND		0.01	ND		0.012	ND		0.016
2-Butanone	0.12	100	100	500	1000	-		-	ND		0.011	ND		0.0094	ND		0.0091	ND		0.01	ND		0.012	ND		0.016
4-Methyl-2-pentanone	NA	NA	NA	NA	NA	-		-	ND		0.011	ND		0.0094	ND		0.0091	ND		0.01	ND		0.012	ND		0.016
2-Hexanone	NA	NA	NA	NA	NA	-		-	ND		0.011	ND		0.0094	ND		0.0091	ND		0.01	ND		0.012	ND		0.016
1,2-Dibromoethane	NA	NA	NA	NA	NA	-		-	ND		0.0011	ND		0.00094	ND		0.00091	ND		0.001	ND		0.0012	ND		0.0016
n-Butylbenzene	12	100	100	500	1000	-		-	ND		0.0011	ND		0.00094	ND		0.00091	ND		0.001	ND		0.0012	ND		0.0016
sec-Butylbenzene	11	100	100	500	1000	-		-	ND		0.0011	ND		0.00094	ND		0.00091	ND		0.001	ND		0.0012	ND		0.0016
tert-Butylbenzene	5.9	100	100	500	1000	-		-	ND		0.0022	ND		0.0019	ND		0.0018	ND		0.002	ND		0.0024	ND		0.0033
1,2-Dibromo-3-chloropropane	NA	NA	NA	NA	NA	-		-	ND		0.0033	ND		0.0028	ND		0.0027	ND		0.003	ND		0.0036	ND		0.0049
Isopropylbenzene	NA	NA	NA	NA	NA	-		-	ND		0.0011	ND		0.00094	ND		0.00091	ND		0.001	ND		0.0012	ND		0.0016
p-Isopropyltoluene	NA	NA	NA	NA	NA	-		-	ND		0.0011	ND		0.00094	ND		0.00091	ND		0.001	ND		0.0012	ND		0.0016
Naphthalene	12	100	100	500	1000	-		-	0.00088	J	0.0044	ND		0.0038	ND		0.0036	ND		0.004	ND		0.0048	ND		0.0066
n-Propylbenzene	3.9	100	100	500	1000	-		-	ND		0.0011	ND		0.00094	ND		0.00091	ND		0.001	ND		0.0012	ND		0.0016
1,2,4-Trichlorobenzene	NA	NA	NA	NA	NA	-		-	ND		0.0022	ND		0.0019	ND		0.0018	ND		0.002	ND		0.0024	ND		0.0033
1,3,5-Trimethylbenzene	8.4	47	52	190	380	-		-	ND		0.0022	ND		0.0019	ND		0.0018	ND		0.002	ND		0.0024	ND		0.0033
1,2,4-Trimethylbenzene	3.6	47	52	190	380	-		-	ND		0.0022	ND		0.0019	ND		0.0018	ND		0.002	ND		0.0024	ND		0.0033
Methyl Acetate	NA	NA	NA	NA	NA	-		-	ND		0.0044	ND		0.0038	ND		0.0036	ND		0.004	ND		0.0048	ND		0.0066
Cyclohexane	NA	NA	NA	NA	NA	-		-	ND		0.011	0.02		0.0094	ND		0.0091	ND		0.01	ND		0.012	ND		0.016
Freon-113	NA	NA	NA	NA	NA	-		-	ND		0.0044	ND		0.0038	ND		0.0036	ND		0.004	ND		0.0048	ND		0.0066
Methyl cyclohexane	NA	NA	NA	NA	NA	-		-	ND		0.0044	0.022		0.0038	ND		0.0036	ND		0.004	ND		0.0048	ND		0.0066
PERFLUORINATED ALKYL ACIDS																										
Perfluorobutanoic Acid (PFBA)	NA	NA	NA	NA	NA	-		-	ND		0.000785	ND		0.000772	ND		0.000779	ND		0.000767	ND		0.000773	ND		0.00079
Perfluoropentanoic Acid (PFPeA)	NA	NA	NA	NA	NA	-		-	ND		0.000393	ND		0.000386	ND		0.00039	ND		0.000384	ND		0.000386	ND		0.000395
Perfluorobutanesulfonic Acid (PFBS)	NA	NA	NA	NA	NA	-		-	ND		0.000196	ND		0.000193	ND		0.000195	ND		0.000192	ND		0.000193	ND		0.000198
1H,1H,2H,2H-Perfluorohexanesulfonic Acid (4:2FTS)	NA	NA	NA	NA	NA	-		-	ND		0.000785	ND		0.000772	ND		0.000779	ND		0.000767	ND		0.000773	ND		0.00079
Perfluorohexanoic Acid (PFHxA)	NA	NA	NA	NA	NA	-		-	ND		0.000196	ND		0.000193	ND		0.000195	ND		0.000192	ND		0.000193	ND		0.000198
Perfluoropentanesulfonic Acid (PFPeS)	NA	NA	NA	NA	NA	-		-	ND		0.000196	ND		0.000193	ND		0.000195	ND		0.000192	ND		0.000193	ND		0.000198
Perfluoroheptanoic Acid (PFHpA)	NA	NA	NA	NA	NA	-		-	ND		0.000196	ND		0.000193	ND		0.000195	ND		0.000192	ND		0.000193	ND		0.000198
Perfluorohexanesulfonic Acid (PFHxS)	NA	NA	NA	NA	NA	-		-	ND		0.000196	ND		0.000193	ND		0.000195	ND		0.000192	ND		0.000193	ND		0.000198
Perfluorooctanoic Acid (PFOA)	0.00066	0.0066	0.033	0.5	0.6	-		-	0.000102	J	0.000196	ND		0.000193	ND		0.000195	ND		0.000192	ND		0.000193	ND		0.000198
1H,1H,2H,2H-Perfluorooctanesulfonic Acid (6:2FTS)	NA	NA	NA	NA	NA	-		-	ND		0.000785	ND		0.000772	ND		0.000779	ND		0.000767	ND		0.000773	ND		0.00079
Perfluoroheptanesulfonic Acid (PFHpS)	NA	NA	NA	NA	NA	-		-	ND		0.000196	ND		0.000193	ND		0.000195	ND		0.000192	ND		0.000193	ND		0.000198
Perfluorononanoic Acid (PFNA)	NA	NA	NA	NA	NA	-		-	ND		0.000196	ND		0.000193	ND		0.000195	ND		0.000192	ND		0.000193	ND		0.000198
Perfluorooctanesulfonic Acid (PFOS)	0.00088	0.0088	0.044	0.44	0.44	-		-	0.00055		0.000196	ND		0.000193	ND		0.000195	0.000177	J	0.000192	0.000322		0.000193	0.00035		0.000198
Perfluorodecanoic Acid (PFDA)	NA	NA	NA	NA	NA	-		-	ND		0.000196	ND		0.000193	ND		0.000195	ND		0.000192	ND		0.000193	ND		0.000198

TABLE 3

Subsurface Soil Summary
Hope on Main - 954 Main Street
Brownfield Cleanup Program

					SAMPLE ID:	B4-02-			B5-01-			C1-01-5FT			C2-01-3FT			C3-01-4FT			C4-00-1FT			C4-01-2FT		
					COLLECTION DATE:	8/17/2023			8/17/2023			8/9/2023			8/8/2023			8/9/2023			8/9/2023			8/9/2023		
					SAMPLE DEPTH:	4			2			5			3			4			1			2		
					SAMPLE MATRIX:	SOIL			SOIL			SOIL			SOIL			SOIL			SOIL			SOIL		
	NY-UNRES	NY-RESR	NY-RESRR	NY-RESC	NY-RESI																					
ANALYTE	(mg/kg)	(mg/kg)	(mg/kg)	(mg/kg)	(mg/kg)	Result	Flg	RL	Result	Flg	RL	Result	Flg	RL	Result	Flg	RL	Result	Flg	RL	Result	Flg	RL	Result	Flg	RL
1H,1H,2H,2H-Perfluorodecanesulfonic Acid (8:2FTS)	NA	NA	NA	NA	NA	-		-	ND		0.000785	ND		0.000772	ND		0.000779	ND		0.000767	ND		0.000773	ND		0.00079
Perfluorononanesulfonic Acid (PFNS)	NA	NA	NA	NA	NA	-		-	ND		0.000196	ND		0.000193	ND		0.000195	ND		0.000192	ND		0.000193	ND		0.000198
N-Methyl Perfluorooctanesulfonamidoacetic Acid (NMeFOSAA)	NA	NA	NA	NA	NA	-		-	ND		0.000196	ND		0.000193	ND		0.000195	ND		0.000192	ND		0.000193	ND		0.000198
Perfluoroundecanoic Acid (PFUnA)	NA	NA	NA	NA	NA	-		-	ND		0.000196	ND		0.000193	ND		0.000195	ND		0.000192	ND		0.000193	ND		0.000198
Perfluorodecanesulfonic Acid (PFDS)	NA	NA	NA	NA	NA	-		-	0.000039	J	0.000196	ND		0.000193	0.000039	J	0.000195	ND		0.000192	ND		0.000193	ND		0.000198
Perfluorooctanesulfonamide (PFOSA)	NA	NA	NA	NA	NA	-		-	ND		0.000196	ND		0.000193	ND		0.000195	ND		0.000192	ND		0.000193	ND		0.000198
N-Ethyl Perfluorooctanesulfonamidoacetic Acid (NEtFOSAA)	NA	NA	NA	NA	NA	-		-	ND		0.000196	ND		0.000193	ND		0.000195	ND		0.000192	ND		0.000193	ND		0.000198
Perfluorododecanoic Acid (PFDoA)	NA	NA	NA	NA	NA	-		-	ND		0.000196	ND		0.000193	ND		0.000195	ND		0.000192	ND		0.000193	ND		0.000198
Perfluorotridecanoic Acid (PFTrDA)	NA	NA	NA	NA	NA	-		-	ND		0.000196	ND		0.000193	ND		0.000195	ND		0.000192	ND		0.000193	ND		0.000198
Perfluorotetradecanoic Acid (PFTeDA)	NA	NA	NA	NA	NA	-		-	ND		0.000196	ND		0.000193	ND		0.000195	ND		0.000192	ND		0.000193	ND		0.000198
Hexafluoropropylene Oxide Dimer Acid (HFPO-DA)	NA	NA	NA	NA	NA	-		-	ND		0.000785	ND		0.000772	ND		0.000779	ND		0.000767	ND		0.000773	ND		0.00079
4,8-Dioxa-3h-Perfluorononanoic Acid (ADONA)	NA	NA	NA	NA	NA	-		-	ND		0.000785	ND		0.000772	ND		0.000779	ND		0.000767	ND		0.000773	ND		0.00079
Perfluorododecanesulfonic Acid (PFDoS)	NA	NA	NA	NA	NA	-		-	ND		0.000196	ND		0.000193	ND		0.000195	ND		0.000192	ND		0.000193	ND		0.000198
9-Chlorohexadecafluoro-3-Oxanone-1-Sulfonic Acid (9Cl-PF3ONS)	NA	NA	NA	NA	NA	-		-	ND		0.000785	ND		0.000772	ND		0.000779	ND		0.000767	ND		0.000773	ND		0.00079
11-Chloroeicosafluoro-3-Oxaundecane-1-Sulfonic Acid (11Cl-PF3OUdS)	NA	NA	NA	NA	NA	-		-	ND		0.000785	ND		0.000772	ND		0.000779	ND		0.000767	ND		0.000773	ND		0.00079
N-Methyl Perfluorooctane Sulfonamide (NMeFOSA)	NA	NA	NA	NA	NA	-		-	ND		0.000196	ND		0.000193	ND		0.000195	ND		0.000192	ND		0.000193	ND		0.000198
N-Ethyl Perfluorooctane Sulfonamide (NEtFOSA)	NA	NA	NA	NA	NA	-		-	ND		0.000196	ND		0.000193	ND		0.000195	ND		0.000192	ND		0.000193	ND		0.000198
N-Methyl Perfluorooctanesulfonamido Ethanol (NMeFOSE)	NA	NA	NA	NA	NA	-		-	ND		0.00196	ND		0.00193	ND		0.00195	ND		0.00192	ND		0.00193	ND		0.00198
N-Ethyl Perfluorooctanesulfonamido Ethanol (NEtFOSE)	NA	NA	NA	NA	NA	-		-	ND		0.00196	ND		0.00193	ND		0.00195	ND		0.00192	ND		0.00193	ND		0.00198
Perfluoro-3-Methoxypropanoic Acid (PFMPA)	NA	NA	NA	NA	NA	-		-	ND		0.000393	ND		0.000386	ND		0.00039	ND		0.000384	ND		0.000386	ND		0.000395
Perfluoro-4-Methoxybutanoic Acid (PFMBA)	NA	NA	NA	NA	NA	-		-	ND		0.000393	ND		0.000386	ND		0.00039	ND		0.000384	ND		0.000386	ND		0.000395
Perfluoro(2-Ethoxyethane)Sulfonic Acid (PFEESA)	NA	NA	NA	NA	NA	-		-	ND		0.000393	ND		0.000386	ND		0.00039	ND		0.000384	ND		0.000386	ND		0.000395
Nonafluoro-3,6-Dioxaheptanoic Acid (NFDHA)	NA	NA	NA	NA	NA	-		-	ND		0.000393	ND		0.000386	ND		0.00039	ND		0.000384	ND		0.000386	ND		0.000395
3-Perfluoropropyl Propanoic Acid (3:3FTCA)	NA	NA	NA	NA	NA	-		-	ND		0.000982	ND		0.000964	ND		0.000974	ND		0.000959	ND		0.000966	ND		0.000988
2H,2H,3H,3H-Perfluorooctanoic Acid (5:3FTCA)	NA	NA	NA	NA	NA	-		-	ND		0.00491	ND		0.00482	ND		0.00487	ND		0.0048	ND		0.00483	ND		0.00494
3-Perfluoroheptyl Propanoic Acid (7:3FTCA)	NA	NA	NA	NA	NA	-		-	ND		0.00491	ND		0.00482	ND		0.00487	ND		0.0048	ND		0.00483	ND		0.00494
SVOCs																										
Acenaphthene	20	100	100	500	1000	-		-	0.019	J	0.14	ND		0.15	ND		0.15	ND		0.14	0.11	J	0.7	ND		0.14
1,2,4-Trichlorobenzene	NA	NA	NA	NA	NA	-		-	-		-	-		-	-		-	-		-	-		-	-		-

TABLE 3

Subsurface Soil Summary
Hope on Main - 954 Main Street
Brownfield Cleanup Program

					SAMPLE ID:	B4-02-			B5-01-			C1-01-5FT			C2-01-3FT			C3-01-4FT			C4-00-1FT			C4-01-2FT		
					COLLECTION DATE:	8/17/2023			8/17/2023			8/9/2023			8/8/2023			8/9/2023			8/9/2023			8/9/2023		
					SAMPLE DEPTH:	4			2			5			3			4			1			2		
					SAMPLE MATRIX:	SOIL			SOIL			SOIL			SOIL			SOIL			SOIL			SOIL		
	NY-UNRES	NY-RESR	NY-RESRR	NY-RESC	NY-RESI																					
ANALYTE	(mg/kg)	(mg/kg)	(mg/kg)	(mg/kg)	(mg/kg)	Result	Flg	RL	Result	Flg	RL	Result	Flg	RL	Result	Flg	RL	Result	Flg	RL	Result	Flg	RL	Result	Flg	RL
Hexachlorobenzene	0.33	0.33	1.2	6	12	-		-	ND		0.11	ND		0.11	ND		0.11	ND		0.11	ND		0.52	ND		0.1
Bis(2-chloroethyl)ether	NA	NA	NA	NA	NA	-		-	ND		0.16	ND		0.16	ND		0.16	ND		0.16	ND		0.78	ND		0.16
2-Chloronaphthalene	NA	NA	NA	NA	NA	-		-	ND		0.18	ND		0.18	ND		0.18	ND		0.18	ND		0.87	ND		0.17
3,3'-Dichlorobenzidine	NA	NA	NA	NA	NA	-		-	ND		0.18	ND		0.18	ND		0.18	ND		0.18	ND		0.87	ND		0.17
2,4-Dinitrotoluene	NA	NA	NA	NA	NA	-		-	ND		0.18	ND		0.18	ND		0.18	ND		0.18	ND		0.87	ND		0.17
2,6-Dinitrotoluene	NA	NA	NA	NA	NA	-		-	ND		0.18	ND		0.18	ND		0.18	ND		0.18	ND		0.87	ND		0.17
Fluoranthene	100	100	100	500	1000	-		-	0.6		0.11	ND		0.11	ND		0.11	ND		0.11	4.4		0.52	0.081	J	0.1
4-Chlorophenyl phenyl ether	NA	NA	NA	NA	NA	-		-	ND		0.18	ND		0.18	ND		0.18	ND		0.18	ND		0.87	ND		0.17
4-Bromophenyl phenyl ether	NA	NA	NA	NA	NA	-		-	ND		0.18	ND		0.18	ND		0.18	ND		0.18	ND		0.87	ND		0.17
Bis(2-chloroisopropyl)ether	NA	NA	NA	NA	NA	-		-	ND		0.21	ND		0.22	ND		0.22	ND		0.21	ND		1	ND		0.21
Bis(2-chloroethoxy)methane	NA	NA	NA	NA	NA	-		-	ND		0.19	ND		0.2	ND		0.2	ND		0.19	ND		0.94	ND		0.19
Hexachlorobutadiene	NA	NA	NA	NA	NA	-		-	ND		0.18	ND		0.18	ND		0.18	ND		0.18	ND		0.87	ND		0.17
Hexachlorocyclopentadiene	NA	NA	NA	NA	NA	-		-	ND		0.51	ND		0.52	ND		0.52	ND		0.51	ND		2.5	ND		0.5
Hexachloroethane	NA	NA	NA	NA	NA	-		-	ND		0.14	ND		0.15	ND		0.15	ND		0.14	ND		0.7	ND		0.14
Isophorone	NA	NA	NA	NA	NA	-		-	ND		0.16	ND		0.16	ND		0.16	ND		0.16	ND		0.78	ND		0.16
Naphthalene	12	100	100	500	1000	-		-	ND		0.18	ND		0.18	ND		0.18	ND		0.18	ND		0.87	ND		0.17
Nitrobenzene	NA	NA	NA	NA	NA	-		-	ND		0.16	ND		0.16	ND		0.16	ND		0.16	ND		0.78	ND		0.16
NDPA/DPA	NA	NA	NA	NA	NA	-		-	ND		0.14	ND		0.15	ND		0.15	ND		0.14	ND		0.7	ND		0.14
n-Nitrosodi-n-propylamine	NA	NA	NA	NA	NA	-		-	ND		0.18	ND		0.18	ND		0.18	ND		0.18	ND		0.87	ND		0.17
Bis(2-ethylhexyl)phthalate	NA	NA	NA	NA	NA	-		-	0.067	J	0.18	ND		0.18	ND		0.18	ND		0.18	ND		0.87	ND		0.17
Butyl benzyl phthalate	NA	NA	NA	NA	NA	-		-	0.075	J	0.18	ND		0.18	ND		0.18	ND		0.18	ND		0.87	ND		0.17
Di-n-butylphthalate	NA	NA	NA	NA	NA	-		-	ND		0.18	ND		0.18	ND		0.18	ND		0.18	ND		0.87	ND		0.17
Di-n-octylphthalate	NA	NA	NA	NA	NA	-		-	ND		0.18	ND		0.18	ND		0.18	ND		0.18	ND		0.87	ND		0.17
Diethyl phthalate	NA	NA	NA	NA	NA	-		-	ND		0.18	ND		0.18	ND		0.18	ND		0.18	ND		0.87	ND		0.17
Dimethyl phthalate	NA	NA	NA	NA	NA	-		-	ND		0.18	ND		0.18	ND		0.18	ND		0.18	ND		0.87	ND		0.17
Benzo(a)anthracene	1	1	1	5.6	11	-		-	0.25		0.11	ND		0.11	ND		0.11	ND		0.11	**2.2**		0.52	0.039	J	0.1
Benzo(a)pyrene	1	1	1	1	1.1	-		-	0.26		0.14	ND		0.15	ND		0.15	ND		0.14	**1.8**		0.7	ND		0.14
Benzo(b)fluoranthene	1	1	1	5.6	11	-		-	0.3		0.11	ND		0.11	ND		0.11	ND		0.11	**2.5**		0.52	0.047	J	0.1
Benzo(k)fluoranthene	0.8	1	3.9	56	110	-		-	0.11		0.11	ND		0.11	ND		0.11	ND		0.11	**0.81**		0.52	ND		0.1
Chrysene	1	1	3.9	56	110	-		-	0.23		0.11	ND		0.11	ND		0.11	ND		0.11	**2.2**		0.52	0.038	J	0.1
Acenaphthylene	100	100	100	500	1000	-		-	0.027	J	0.14	ND		0.15	ND		0.15	ND		0.14	0.19	J	0.7	ND		0.14
Anthracene	100	100	100	500	1000	-		-	0.074	J	0.11	ND		0.11	ND		0.11	ND		0.11	0.55		0.52	ND		0.1
Benzo(ghi)perylene	100	100	100	500	1000	-		-	0.15		0.14	ND		0.15	ND		0.15	ND		0.14	1.1		0.7	0.03	J	0.14
Fluorene	30	100	100	500	1000	-		-	0.02	J	0.18	ND		0.18	ND		0.18	ND		0.18	0.13	J	0.87	ND		0.17
Phenanthrene	100	100	100	500	1000	-		-	0.31		0.11	ND		0.11	ND		0.11	ND		0.11	1.6		0.52	0.036	J	0.1
Dibenzo(a,h)anthracene	0.33	0.33	0.33	0.56	1.1	-		-	0.041	J	0.11	ND		0.11	ND		0.11	ND		0.11	0.28	J	0.52	ND		0.1
Indeno(1,2,3-cd)pyrene	0.5	0.5	0.5	5.6	11	ND		0.14	0.2		0.14	ND		0.15	ND		0.15	ND		0.14	**1.3**		0.7	ND		0.14

TABLE 3

Subsurface Soil Summary
Hope on Main - 954 Main Street
Brownfield Cleanup Program

					SAMPLE ID:	B4-02-			B5-01-			C1-01-5FT			C2-01-3FT			C3-01-4FT			C4-00-1FT			C4-01-2FT		
					COLLECTION DATE:	8/17/2023			8/17/2023			8/9/2023			8/8/2023			8/9/2023			8/9/2023			8/9/2023		
					SAMPLE DEPTH:	4			2			5			3			4			1			2		
					SAMPLE MATRIX:	SOIL			SOIL			SOIL			SOIL			SOIL			SOIL			SOIL		
	NY-UNRES	NY-RESR	NY-RESRR	NY-RESC	NY-RESI																					
ANALYTE	(mg/kg)	(mg/kg)	(mg/kg)	(mg/kg)	(mg/kg)	Result	Flg	RL	Result	Flg	RL	Result	Flg	RL	Result	Flg	RL	Result	Flg	RL	Result	Flg	RL	Result	Flg	RL
Pyrene	100	100	100	500	1000	-		-	0.45		0.11	ND		0.11	ND		0.11	ND		0.11	4.1		0.52	0.067	J	0.1
Biphenyl	NA	NA	NA	NA	NA	-		-	ND		0.4	ND		0.42	ND		0.42	ND		0.4	ND		2	ND		0.4
4-Chloroaniline	NA	NA	NA	NA	NA	-		-	ND		0.18	ND		0.18	ND		0.18	ND		0.18	ND		0.87	ND		0.17
2-Nitroaniline	NA	NA	NA	NA	NA	-		-	ND		0.18	ND		0.18	ND		0.18	ND		0.18	ND		0.87	ND		0.17
3-Nitroaniline	NA	NA	NA	NA	NA	-		-	ND		0.18	ND		0.18	ND		0.18	ND		0.18	ND		0.87	ND		0.17
4-Nitroaniline	NA	NA	NA	NA	NA	-		-	ND		0.18	ND		0.18	ND		0.18	ND		0.18	ND		0.87	ND		0.17
Dibenzofuran	7	14	59	350	1000	-		-	ND		0.18	ND		0.18	ND		0.18	ND		0.18	0.086	J	0.87	ND		0.17
2-Methylnaphthalene	NA	NA	NA	NA	NA	-		-	ND		0.21	ND		0.22	ND		0.22	ND		0.21	ND		1	ND		0.21
1,2,4,5-Tetrachlorobenzene	NA	NA	NA	NA	NA	-		-	ND		0.18	ND		0.18	ND		0.18	ND		0.18	ND		0.87	ND		0.17
Acetophenone	NA	NA	NA	NA	NA	-		-	ND		0.18	ND		0.18	ND		0.18	ND		0.18	ND		0.87	ND		0.17
2,4,6-Trichlorophenol	NA	NA	NA	NA	NA	-		-	ND		0.11	ND		0.11	ND		0.11	ND		0.11	ND		0.52	ND		0.1
p-Chloro-m-cresol	NA	NA	NA	NA	NA	-		-	ND		0.18	ND		0.18	ND		0.18	ND		0.18	ND		0.87	ND		0.17
2-Chlorophenol	NA	NA	NA	NA	NA	-		-	ND		0.18	ND		0.18	ND		0.18	ND		0.18	ND		0.87	ND		0.17
2,4-Dichlorophenol	NA	NA	NA	NA	NA	-		-	ND		0.16	ND		0.16	ND		0.16	ND		0.16	ND		0.78	ND		0.16
2,4-Dimethylphenol	NA	NA	NA	NA	NA	-		-	ND		0.18	ND		0.18	ND		0.18	ND		0.18	ND		0.87	ND		0.17
2-Nitrophenol	NA	NA	NA	NA	NA	-		-	ND		0.38	ND		0.4	ND		0.4	ND		0.38	ND		1.9	ND		0.38
4-Nitrophenol	NA	NA	NA	NA	NA	-		-	ND		0.25	ND		0.26	ND		0.26	ND		0.25	ND		1.2	ND		0.24
2,4-Dinitrophenol	NA	NA	NA	NA	NA	-		-	ND		0.85	ND		0.88	ND		0.88	ND		0.85	ND		4.2	ND		0.84
4,6-Dinitro-o-cresol	NA	NA	NA	NA	NA	-		-	ND		0.46	ND		0.48	ND		0.48	ND		0.46	ND		2.3	ND		0.45
Pentachlorophenol	0.8	2.4	6.7	6.7	55	-		-	ND		0.14	ND		0.15	ND		0.15	ND		0.14	ND		0.7	ND		0.14
Phenol	0.33	100	100	500	1000	-		-	ND		0.18	ND		0.18	ND		0.18	ND		0.18	ND		0.87	ND		0.17
2-Methylphenol	0.33	100	100	500	1000	-		-	ND		0.18	ND		0.18	ND		0.18	ND		0.18	ND		0.87	ND		0.17
3-Methylphenol/4-Methylphenol	0.33	34	100	500	1000	-		-	ND		0.26	ND		0.26	ND		0.26	ND		0.26	ND		1.2	ND		0.25
2,4,5-Trichlorophenol	NA	NA	NA	NA	NA	-		-	ND		0.18	ND		0.18	ND		0.18	ND		0.18	ND		0.87	ND		0.17
Carbazole	NA	NA	NA	NA	NA	-		-	0.05	J	0.18	ND		0.18	ND		0.18	ND		0.18	0.14	J	0.87	ND		0.17
Atrazine	NA	NA	NA	NA	NA	-		-	ND		0.14	ND		0.15	ND		0.15	ND		0.14	ND		0.7	ND		0.14
Benzaldehyde	NA	NA	NA	NA	NA	-		-	ND		0.23	ND		0.24	ND		0.24	ND		0.23	ND		1.1	ND		0.23
Caprolactam	NA	NA	NA	NA	NA	-		-	ND		0.18	ND		0.18	ND		0.18	ND		0.18	ND		0.87	ND		0.17
2,3,4,6-Tetrachlorophenol	NA	NA	NA	NA	NA	-		-	ND		0.18	ND		0.18	ND		0.18	ND		0.18	ND		0.87	ND		0.17
1,4-Dioxane	0.1	9.8	13	130	250	-		-	ND		0.027	ND		0.028	ND		0.027	ND		0.027	ND		0.13	ND		0.026
HERBICIDES																										
2,4,5-TP (Silvex)	3.8	58	100	500	1000	-		-	-		-	-		-	-		-	-		-	ND		0.172	ND		0.172
PESTICIDES																										
Delta-BHC	0.04	100	100	500	1000	-		-	-		-	-		-	-		-	-		-	ND		0.00166	ND		0.00161
Lindane	0.1	0.28	1.3	9.2	23	-		-	-		-	-		-	-		-	-		-	ND		0.000691	ND		0.000672
Alpha-BHC	0.02	0.097	0.48	3.4	6.8	-		-	-		-	-		-	-		-	-		-	ND		0.000691	ND		0.000672
Beta-BHC	0.036	0.072	0.36	3	14	-		-	-		-	-		-	-		-	-		-	ND		0.00166	ND		0.00161

TABLE 3

Subsurface Soil Summary
Hope on Main - 954 Main Street
Brownfield Cleanup Program

					SAMPLE ID:	B4-02-			B5-01-			C1-01-5FT			C2-01-3FT			C3-01-4FT			C4-00-1FT			C4-01-2FT		
					COLLECTION DATE:	8/17/2023			8/17/2023			8/9/2023			8/8/2023			8/9/2023			8/9/2023			8/9/2023		
					SAMPLE DEPTH:	4			2			5			3			4			1			2		
					SAMPLE MATRIX:	SOIL			SOIL			SOIL			SOIL			SOIL			SOIL			SOIL		
	NY-UNRES	NY-RESR	NY-RESRR	NY-RESC	NY-RESI																					
ANALYTE	(mg/kg)	(mg/kg)	(mg/kg)	(mg/kg)	(mg/kg)	Result	Flg	RL	Result	Flg	RL	Result	Flg	RL	Result	Flg	RL	Result	Flg	RL	Result	Flg	RL	Result	Flg	RL
Heptachlor	0.042	0.42	2.1	15	29	-		-	-		-	-		-	-		-	-		-	ND		0.000829	ND		0.000806
Aldrin	0.005	0.019	0.097	0.68	1.4	-		-	-		-	-		-	-		-	-		-	ND		0.00166	ND		0.00161
Heptachlor epoxide	NA	NA	NA	NA	NA	-		-	-		-	-		-	-		-	-		-	0.00193	J	0.00311	ND		0.00302
Endrin	0.014	2.2	11	89	410	-		-	-		-	-		-	-		-	-		-	ND		0.000691	ND		0.000672
Endrin aldehyde	NA	NA	NA	NA	NA	-		-	-		-	-		-	-		-	-		-	ND		0.00207	ND		0.00202
Endrin ketone	NA	NA	NA	NA	NA	-		-	-		-	-		-	-		-	-		-	ND		0.00166	ND		0.00161
Dieldrin	0.005	0.039	0.2	1.4	2.8	-		-	-		-	-		-	-		-	-		-	ND		0.00104	ND		0.00101
4,4'-DDE	0.0033	1.8	8.9	62	120	-		-	-		-	-		-	-		-	-		-	**0.00827**		0.00166	ND		0.00161
4,4'-DDD	0.0033	2.6	13	92	180	-		-	-		-	-		-	-		-	-		-	ND		0.00166	ND		0.00161
4,4'-DDT	0.0033	1.7	7.9	47	94	-		-	-		-	-		-	-		-	-		-	ND		0.00166	ND		0.00161
Endosulfan I	2.4	4.8	24	200	920	-		-	-		-	-		-	-		-	-		-	ND		0.00166	ND		0.00161
Endosulfan II	2.4	4.8	24	200	920	-		-	-		-	-		-	-		-	-		-	ND		0.00166	ND		0.00161
Endosulfan sulfate	2.4	4.8	24	200	920	-		-	-		-	-		-	-		-	-		-	ND		0.000691	ND		0.000672
Methoxychlor	NA	NA	NA	NA	NA	-		-	-		-	-		-	-		-	-		-	ND		0.00311	ND		0.00302
Toxaphene	NA	NA	NA	NA	NA	-		-	-		-	-		-	-		-	-		-	ND		0.0311	ND		0.0302
cis-Chlordane	0.094	0.91	4.2	24	47	-		-	-		-	-		-	-		-	-		-	0.0025		0.00207	ND		0.00202
trans-Chlordane	NA	NA	NA	NA	NA	-		-	-		-	-		-	-		-	-		-	0.0042		0.00207	ND		0.00202
Chlordane	NA	NA	NA	NA	NA	-		-	-		-	-		-	-		-	-		-	0.0301		0.0138	ND		0.0134
POLYCHLORINATED BIPHENYLS																										
Aroclor 1016	0.1	1	1	1	25	-		-	-		-	-		-	-		-	-		-	ND		0.049	ND		0.0499
Aroclor 1221	0.1	1	1	1	25	-		-	-		-	-		-	-		-	-		-	ND		0.049	ND		0.0499
Aroclor 1232	0.1	1	1	1	25	-		-	-		-	-		-	-		-	-		-	ND		0.049	ND		0.0499
Aroclor 1242	0.1	1	1	1	25	-		-	-		-	-		-	-		-	-		-	0.0436	J	0.049	ND		0.0499
Aroclor 1248	0.1	1	1	1	25	-		-	-		-	-		-	-		-	-		-	ND		0.049	ND		0.0499
Aroclor 1254	0.1	1	1	1	25	-		-	-		-	-		-	-		-	-		-	0.0326	J	0.049	ND		0.0499
Aroclor 1260	0.1	1	1	1	25	-		-	-		-	-		-	-		-	-		-	0.034	J	0.049	ND		0.0499
Aroclor 1262	0.1	1	1	1	25	-		-	-		-	-		-	-		-	-		-	ND		0.049	ND		0.0499
Aroclor 1268	0.1	1	1	1	25	-		-	-		-	-		-	-		-	-		-	ND		0.049	ND		0.0499
PCBs, Total	0.1	1	1	1	25	-		-	-		-	-		-	-		-	-		-	**0.11**	**J**	0.049	ND		0.0499
METALS																										
Aluminum, Total	NA	NA	NA	NA	NA	-		-	3870		8.47	2180		8.79	2800		8.46	2140		8.62	5230		8.08	2460		8.08
Antimony, Total	NA	NA	NA	NA	NA	-		-	ND		4.24	0.88	J	4.4	0.436	J	4.23	0.761	J	4.31	1.4	J	4.04	0.932	J	4.04
Arsenic, Total	13	16	16	16	16	-		-	2.24		0.847	0.901		0.879	4.24		0.846	1.13		0.862	2.73		0.808	1.05		0.808
Barium, Total	350	350	400	400	10000	-		-	24.4		0.847	8.72		0.879	12.8		0.846	7.3		0.862	52.2		0.808	15.2		0.808
Beryllium, Total	7.2	14	72	590	2700	-		-	0.183	J	0.424	0.14	J	0.44	0.128	J	0.423	0.126	J	0.431	0.583		0.404	0.165	J	0.404
Cadmium, Total	2.5	2.5	4.3	9.3	60	-		-	0.161	J	0.847	0.172	J	0.879	0.275	J	0.846	0.185	J	0.862	0.146	J	0.808	0.273	J	0.808
Calcium, Total	NA	NA	NA	NA	NA	-		-	32200		8.47	52200		8.79	38100		8.46	35100		8.62	155000		80.8	55400		8.08
Chromium, Total	NA	NA	NA	NA	NA	-		-	7.2		0.847	3.72		0.879	10.1		0.846	3.4		0.862	25.2		0.808	4.37		0.808
Cobalt, Total	NA	NA	NA	NA	NA	-		-	3.54		1.69	2.17		1.76	2.67		1.69	2.13		1.72	2.25		1.62	2.46		1.62

TABLE 3

Subsurface Soil Summary
Hope on Main - 954 Main Street
Brownfield Cleanup Program

					SAMPLE ID:	B4-02-			B5-01-			C1-01-5FT			C2-01-3FT			C3-01-4FT			C4-00-1FT			C4-01-2FT		
					COLLECTION DATE:	8/17/2023			8/17/2023			8/9/2023			8/8/2023			8/9/2023			8/9/2023			8/9/2023		
					SAMPLE DEPTH:	4			2			5			3			4			1			2		
					SAMPLE MATRIX:	SOIL			SOIL			SOIL			SOIL			SOIL			SOIL			SOIL		
	NY-UNRES	NY-RESR	NY-RESRR	NY-RESC	NY-RESI																					
ANALYTE	(mg/kg)	(mg/kg)	(mg/kg)	(mg/kg)	(mg/kg)	Result	Flg	RL	Result	Flg	RL	Result	Flg	RL	Result	Flg	RL	Result	Flg	RL	Result	Flg	RL	Result	Flg	RL
Copper, Total	50	270	270	270	10000	-		-	9.43		0.847	7.31		0.879	11.1		0.846	7.89		0.862	13.6		0.808	6.6		0.808
Iron, Total	NA	NA	NA	NA	NA	-		-	8230		4.24	6590		4.4	14800		4.23	5700		4.31	8400		4.04	7130		4.04
Lead, Total	63	400	400	1000	3900	8.74		2	23.4		4.24	9.08		4.4	14.2		4.23	6.88		4.31	46.7		4.04	9.61		4.04
Magnesium, Total	NA	NA	NA	NA	NA	-		-	14200		8.47	24500		8.79	20100		8.46	18600		8.62	15400		8.08	23700		8.08
Manganese, Total	1600	2000	2000	10000	10000	-		-	270		0.847	258		0.879	334		0.846	239		0.862	657		0.808	256		0.808
Mercury, Total	0.18	0.81	0.81	2.8	5.7	ND		0.078	ND		0.074	ND		0.074	ND		0.079	ND		0.07	0.085		0.072	ND		0.072
Nickel, Total	30	140	310	310	10000	-		-	7.54		2.12	3.62		2.2	5.5		2.11	3.76		2.16	6.87		2.02	4.03		2.02
Potassium, Total	NA	NA	NA	NA	NA	-		-	477		212	350		220	352		211	343		216	400		202	366		202
Selenium, Total	3.9	36	180	1500	6800	-		-	ND		1.69	ND		1.76	ND		1.69	ND		1.72	ND		1.62	ND		1.62
Silver, Total	2	36	180	1500	6800	-		-	ND		0.424	ND		0.44	ND		0.423	ND		0.431	ND		0.404	ND		0.404
Sodium, Total	NA	NA	NA	NA	NA	-		-	135	J	169	235		176	349		169	298		172	566		162	346		162
Thallium, Total	NA	NA	NA	NA	NA	-		-	0.706	J	1.69	ND		1.76	ND		1.69	ND		1.72	ND		1.62	ND		1.62
Vanadium, Total	NA	NA	NA	NA	NA	-		-	10.6		0.847	8.86		0.879	16		0.846	9.54		0.862	17.7		0.808	9.54		0.808
Zinc, Total	109	2200	10000	10000	10000	67.3		2	106		4.24	68.1		4.4	89.8		4.23	79.1		4.31	55.8		4.04	75.2		4.04
GENERAL CHEMISTRY																										
Solids, Total	NA	NA	NA	NA	NA	96.4		0.1	90.8		0.1	90		0.1	89.9		0.1	92.1		0.1	94.8		0.1	94.8		0.1
Cyanide, Total	27	27	27	27	10000	-		-	ND		1	ND		1.1	ND		1	ND		1.1	ND		0.98	ND		0.97
Chromium, Hexavalent	1	22	110	400	800	-		-	-		-	-		-	-		-	-		-	0.306	J	0.844	ND		0.844

TABLE 3

Subsurface Soil Summary
Hope on Main - 954 Main Street
Brownfield Cleanup Program

					SAMPLE ID:	C5-01-3FT			D1-01 2FT			D2-01 3FT			D3-01 5FT			D4-01 2FT			D4-02 3FT			D5-01-1FT			E1-00 1FT		
					COLLECTION DATE:	8/9/2023			8/10/2023			8/10/2023			8/10/2023			8/10/2023			8/10/2023			8/9/2023			8/10/2023		
					SAMPLE DEPTH:	3			2			3			5			2			3			1			1		
					SAMPLE MATRIX:	SOIL			SOIL			SOIL			SOIL			SOIL			SOIL			SOIL			SOIL		
	NY-UNRES	NY-RESR	NY-RESRR	NY-RESC	NY-RESI																								
ANALYTE	**(mg/kg)**	**(mg/kg)**	**(mg/kg)**	**(mg/kg)**	**(mg/kg)**	Result	Flg	RL	Result	Flg	RL	Result	Flg	RL	Result	Flg	RL	Result	Flg	RL	Result	Flg	RL	Result	Flg	RL	Result	Flg	RL
VOCs																													
Methylene chloride	0.05	51	100	500	1000	ND		0.0053	ND		0.0042	ND		0.0046	ND		0.0042	ND		0.0041	-		-	ND		0.0043	ND		0.0061
1,1-Dichloroethane	0.27	19	26	240	480	ND		0.001	ND		0.00085	ND		0.00093	ND		0.00085	ND		0.00081	-		-	ND		0.00087	ND		0.0012
Chloroform	0.37	10	49	350	700	ND		0.0016	ND		0.0013	ND		0.0014	ND		0.0013	ND		0.0012	-		-	ND		0.0013	ND		0.0018
Carbon tetrachloride	0.76	1.4	2.4	22	44	ND		0.001	ND		0.00085	ND		0.00093	ND		0.00085	ND		0.00081	-		-	ND		0.00087	ND		0.0012
1,2-Dichloropropane	NA	NA	NA	NA	NA	ND		0.001	ND		0.00085	ND		0.00093	ND		0.00085	ND		0.00081	-		-	ND		0.00087	ND		0.0012
Dibromochloromethane	NA	NA	NA	NA	NA	ND		0.001	ND		0.00085	ND		0.00093	ND		0.00085	ND		0.00081	-		-	ND		0.00087	ND		0.0012
1,1,2-Trichloroethane	NA	NA	NA	NA	NA	ND		0.001	ND		0.00085	ND		0.00093	ND		0.00085	ND		0.00081	-		-	ND		0.00087	ND		0.0012
Tetrachloroethene	1.3	5.5	19	150	300	ND		0.00053	ND		0.00042	ND		0.00046	ND		0.00042	ND		0.00041	-		-	ND		0.00043	ND		0.00061
Chlorobenzene	1.1	100	100	500	1000	ND		0.00053	ND		0.00042	ND		0.00046	ND		0.00042	ND		0.00041	-		-	ND		0.00043	ND		0.00061
Trichlorofluoromethane	NA	NA	NA	NA	NA	ND		0.0042	ND		0.0034	ND		0.0037	ND		0.0034	ND		0.0032	-		-	ND		0.0035	ND		0.0048
1,2-Dichloroethane	0.02	2.3	3.1	30	60	ND		0.001	ND		0.00085	ND		0.00093	ND		0.00085	ND		0.00081	-		-	ND		0.00087	ND		0.0012
1,1,1-Trichloroethane	0.68	100	100	500	1000	ND		0.00053	ND		0.00042	ND		0.00046	ND		0.00042	ND		0.00041	-		-	ND		0.00043	ND		0.00061
Bromodichloromethane	NA	NA	NA	NA	NA	ND		0.00053	ND		0.00042	ND		0.00046	ND		0.00042	ND		0.00041	-		-	ND		0.00043	ND		0.00061
trans-1,3-Dichloropropene	NA	NA	NA	NA	NA	ND		0.001	ND		0.00085	ND		0.00093	ND		0.00085	ND		0.00081	-		-	ND		0.00087	ND		0.0012
cis-1,3-Dichloropropene	NA	NA	NA	NA	NA	ND		0.00053	ND		0.00042	ND		0.00046	ND		0.00042	ND		0.00041	-		-	ND		0.00043	ND		0.00061
Bromoform	NA	NA	NA	NA	NA	ND		0.0042	ND		0.0034	ND		0.0037	ND		0.0034	ND		0.0032	-		-	ND		0.0035	ND		0.0048
1,1,2,2-Tetrachloroethane	NA	NA	NA	NA	NA	ND		0.00053	ND		0.00042	ND		0.00046	ND		0.00042	ND		0.00041	-		-	ND		0.00043	ND		0.00061
Benzene	0.06	2.9	4.8	44	89	ND		0.00053	ND		0.00042	ND		0.00046	0.00032	J	0.00042	ND		0.00041	-		-	ND		0.00043	ND		0.00061
Toluene	0.7	100	100	500	1000	ND		0.001	ND		0.00085	ND		0.00093	0.00068	J	0.00085	ND		0.00081	-		-	ND		0.00087	ND		0.0012
Ethylbenzene	1	30	41	390	780	ND		0.001	ND		0.00085	ND		0.00093	ND		0.00085	ND		0.00081	-		-	ND		0.00087	ND		0.0012
Chloromethane	NA	NA	NA	NA	NA	ND		0.0042	ND		0.0034	ND		0.0037	ND		0.0034	ND		0.0032	-		-	ND		0.0035	ND		0.0048
Bromomethane	NA	NA	NA	NA	NA	ND		0.0021	ND		0.0017	ND		0.0018	ND		0.0017	ND		0.0016	-		-	ND		0.0017	ND		0.0024
Vinyl chloride	0.02	0.21	0.9	13	27	ND		0.001	ND		0.00085	ND		0.00093	ND		0.00085	ND		0.00081	-		-	ND		0.00087	ND		0.0012
Chloroethane	NA	NA	NA	NA	NA	ND		0.0021	ND		0.0017	ND		0.0018	ND		0.0017	ND		0.0016	-		-	ND		0.0017	ND		0.0024
1,1-Dichloroethene	0.33	100	100	500	1000	ND		0.001	ND		0.00085	ND		0.00093	ND		0.00085	ND		0.00081	-		-	ND		0.00087	ND		0.0012
trans-1,2-Dichloroethene	0.19	100	100	500	1000	ND		0.0016	ND		0.0013	ND		0.0014	ND		0.0013	ND		0.0012	-		-	ND		0.0013	ND		0.0018
Trichloroethene	0.47	10	21	200	400	ND		0.00053	ND		0.00042	ND		0.00046	ND		0.00042	ND		0.00041	-		-	ND		0.00043	ND		0.00061
1,2-Dichlorobenzene	1.1	100	100	500	1000	ND		0.0021	ND		0.0017	ND		0.0018	ND		0.0017	ND		0.0016	-		-	ND		0.0017	ND		0.0024
1,3-Dichlorobenzene	2.4	17	49	280	560	ND		0.0021	ND		0.0017	ND		0.0018	ND		0.0017	ND		0.0016	-		-	ND		0.0017	ND		0.0024
1,4-Dichlorobenzene	1.8	9.8	13	130	250	ND		0.0021	ND		0.0017	ND		0.0018	ND		0.0017	ND		0.0016	-		-	ND		0.0017	ND		0.0024
Methyl tert butyl ether	0.93	62	100	500	1000	ND		0.0021	ND		0.0017	ND		0.0018	ND		0.0017	ND		0.0016	-		-	ND		0.0017	ND		0.0024
p/m-Xylene	NA	NA	NA	NA	NA	ND		0.0021	ND		0.0017	ND		0.0018	0.0005	J	0.0017	ND		0.0016	-		-	ND		0.0017	ND		0.0024
o-Xylene	NA	NA	NA	NA	NA	ND		0.001	ND		0.00085	ND		0.00093	ND		0.00085	ND		0.00081	-		-	ND		0.00087	ND		0.0012
cis-1,2-Dichloroethene	0.25	59	100	500	1000	ND		0.001	ND		0.00085	ND		0.00093	ND		0.00085	ND		0.00081	-		-	ND		0.00087	ND		0.0012
Styrene	NA	NA	NA	NA	NA	ND		0.001	ND		0.00085	ND		0.00093	ND		0.00085	ND		0.00081	-		-	ND		0.00087	ND		0.0012
Dichlorodifluoromethane	NA	NA	NA	NA	NA	ND		0.01	ND		0.0085	ND		0.0093	ND		0.0085	ND		0.0081	-		-	ND		0.0087	ND		0.012

TABLE 3

Subsurface Soil Summary
Hope on Main - 954 Main Street
Brownfield Cleanup Program

					SAMPLE ID:	C5-01-3FT			D1-01 2FT			D2-01 3FT			D3-01 5FT			D4-01 2FT			D4-02 3FT			D5-01-1FT			E1-00 1FT		
					COLLECTION DATE:	8/9/2023			8/10/2023			8/10/2023			8/10/2023			8/10/2023			8/10/2023			8/9/2023			8/10/2023		
					SAMPLE DEPTH:	3			2			3			5			2			3			1			1		
					SAMPLE MATRIX:	SOIL			SOIL			SOIL			SOIL			SOIL			SOIL			SOIL			SOIL		
	NY-UNRES	NY-RESR	NY-RESRR	NY-RESC	NY-RESI																								
ANALYTE	(mg/kg)	(mg/kg)	(mg/kg)	(mg/kg)	(mg/kg)	Result	Flg	RL	Result	Flg	RL	Result	Flg	RL	Result	Flg	RL	Result	Flg	RL	Result	Flg	RL	Result	Flg	RL	Result	Flg	RL
Acetone	0.05	100	100	500	1000	ND		0.01	ND		0.0085	ND		0.0093	ND		0.0085	ND		0.0081	-		-	ND		0.0087	ND		0.012
Carbon disulfide	NA	NA	NA	NA	NA	ND		0.01	ND		0.0085	ND		0.0093	ND		0.0085	ND		0.0081	-		-	ND		0.0087	ND		0.012
2-Butanone	0.12	100	100	500	1000	ND		0.01	ND		0.0085	ND		0.0093	ND		0.0085	ND		0.0081	-		-	ND		0.0087	ND		0.012
4-Methyl-2-pentanone	NA	NA	NA	NA	NA	ND		0.01	ND		0.0085	ND		0.0093	ND		0.0085	ND		0.0081	-		-	ND		0.0087	ND		0.012
2-Hexanone	NA	NA	NA	NA	NA	ND		0.01	ND		0.0085	ND		0.0093	ND		0.0085	ND		0.0081	-		-	ND		0.0087	ND		0.012
1,2-Dibromoethane	NA	NA	NA	NA	NA	ND		0.001	ND		0.00085	ND		0.00093	ND		0.00085	ND		0.00081	-		-	ND		0.00087	ND		0.0012
n-Butylbenzene	12	100	100	500	1000	ND		0.001	ND		0.00085	ND		0.00093	ND		0.00085	ND		0.00081	-		-	ND		0.00087	ND		0.0012
sec-Butylbenzene	11	100	100	500	1000	ND		0.001	ND		0.00085	ND		0.00093	ND		0.00085	ND		0.00081	-		-	ND		0.00087	ND		0.0012
tert-Butylbenzene	5.9	100	100	500	1000	ND		0.0021	ND		0.0017	ND		0.0018	ND		0.0017	ND		0.0016	-		-	ND		0.0017	ND		0.0024
1,2-Dibromo-3-chloropropane	NA	NA	NA	NA	NA	ND		0.0032	ND		0.0025	ND		0.0028	ND		0.0025	ND		0.0024	-		-	ND		0.0026	ND		0.0036
Isopropylbenzene	NA	NA	NA	NA	NA	ND		0.001	ND		0.00085	ND		0.00093	ND		0.00085	ND		0.00081	-		-	ND		0.00087	ND		0.0012
p-Isopropyltoluene	NA	NA	NA	NA	NA	ND		0.001	ND		0.00085	ND		0.00093	ND		0.00085	ND		0.00081	-		-	ND		0.00087	ND		0.0012
Naphthalene	12	100	100	500	1000	ND		0.0042	ND		0.0034	ND		0.0037	ND		0.0034	ND		0.0032	-		-	ND		0.0035	ND		0.0048
n-Propylbenzene	3.9	100	100	500	1000	ND		0.001	ND		0.00085	ND		0.00093	ND		0.00085	ND		0.00081	-		-	ND		0.00087	ND		0.0012
1,2,4-Trichlorobenzene	NA	NA	NA	NA	NA	ND		0.0021	ND		0.0017	ND		0.0018	ND		0.0017	ND		0.0016	-		-	ND		0.0017	ND		0.0024
1,3,5-Trimethylbenzene	8.4	47	52	190	380	ND		0.0021	ND		0.0017	ND		0.0018	ND		0.0017	ND		0.0016	-		-	ND		0.0017	ND		0.0024
1,2,4-Trimethylbenzene	3.6	47	52	190	380	ND		0.0021	ND		0.0017	ND		0.0018	ND		0.0017	ND		0.0016	-		-	ND		0.0017	ND		0.0024
Methyl Acetate	NA	NA	NA	NA	NA	ND		0.0042	ND		0.0034	ND		0.0037	ND		0.0034	ND		0.0032	-		-	ND		0.0035	ND		0.0048
Cyclohexane	NA	NA	NA	NA	NA	ND		0.01	ND		0.0085	ND		0.0093	ND		0.0085	ND		0.0081	-		-	ND		0.0087	ND		0.012
Freon-113	NA	NA	NA	NA	NA	ND		0.0042	ND		0.0034	ND		0.0037	ND		0.0034	ND		0.0032	-		-	ND		0.0035	ND		0.0048
Methyl cyclohexane	NA	NA	NA	NA	NA	ND		0.0042	ND		0.0034	ND		0.0037	0.00053	J	0.0034	ND		0.0032	-		-	ND		0.0035	ND		0.0048
PERFLUORINATED ALKYL ACIDS																													
Perfluorobutanoic Acid (PFBA)	NA	NA	NA	NA	NA	ND		0.000772	ND		0.000782	ND		0.000792	ND		0.000783	ND		0.00077	-		-	ND		0.00075	ND		0.000797
Perfluoropentanoic Acid (PFPeA)	NA	NA	NA	NA	NA	ND		0.000386	ND		0.000391	ND		0.000396	ND		0.000392	ND		0.000385	-		-	ND		0.000375	ND		0.000398
Perfluorobutanesulfonic Acid (PFBS)	NA	NA	NA	NA	NA	ND		0.000193	ND		0.000195	ND		0.000198	ND		0.000196	ND		0.000192	-		-	ND		0.000187	ND		0.000199
1H,1H,2H,2H-Perfluorohexanesulfonic Acid (4:2FTS)	NA	NA	NA	NA	NA	ND		0.000772	ND		0.000782	ND		0.000792	ND		0.000783	ND		0.00077	-		-	ND		0.00075	ND		0.000797
Perfluorohexanoic Acid (PFHxA)	NA	NA	NA	NA	NA	ND		0.000193	ND		0.000195	ND		0.000198	ND		0.000196	ND		0.000192	-		-	ND		0.000187	0.000056	J	0.000199
Perfluoropentanesulfonic Acid (PFPeS)	NA	NA	NA	NA	NA	ND		0.000193	ND		0.000195	ND		0.000198	ND		0.000196	ND		0.000192	-		-	ND		0.000187	ND		0.000199
Perfluoroheptanoic Acid (PFHpA)	NA	NA	NA	NA	NA	ND		0.000193	ND		0.000195	ND		0.000198	ND		0.000196	ND		0.000192	-		-	ND		0.000187	ND		0.000199
Perfluorohexanesulfonic Acid (PFHxS)	NA	NA	NA	NA	NA	ND		0.000193	ND		0.000195	ND		0.000198	ND		0.000196	ND		0.000192	-		-	ND		0.000187	ND		0.000199
Perfluorooctanoic Acid (PFOA)	0.00066	0.0066	0.033	0.5	0.6	ND		0.000193	ND		0.000195	ND		0.000198	ND		0.000196	ND		0.000192	-		-	ND		0.000187	0.000112	J	0.000199
1H,1H,2H,2H-Perfluorooctanesulfonic Acid (6:2FTS)	NA	NA	NA	NA	NA	ND		0.000772	ND		0.000782	ND		0.000792	ND		0.000783	ND		0.00077	-		-	ND		0.00075	ND		0.000797
Perfluoroheptanesulfonic Acid (PFHpS)	NA	NA	NA	NA	NA	ND		0.000193	ND		0.000195	ND		0.000198	ND		0.000196	ND		0.000192	-		-	ND		0.000187	ND		0.000199
Perfluorononanoic Acid (PFNA)	NA	NA	NA	NA	NA	ND		0.000193	ND		0.000195	ND		0.000198	ND		0.000196	ND		0.000192	-		-	ND		0.000187	ND		0.000199
Perfluorooctanesulfonic Acid (PFOS)	0.00088	0.0088	0.044	0.44	0.44	ND		0.000193	ND		0.000195	ND		0.000198	ND		0.000196	ND		0.000192	-		-	ND		0.000187	0.000175	J	0.000199
Perfluorodecanoic Acid (PFDA)	NA	NA	NA	NA	NA	ND		0.000193	ND		0.000195	ND		0.000198	ND		0.000196	ND		0.000192	-		-	ND		0.000187	ND		0.000199

TABLE 3

Subsurface Soil Summary
Hope on Main - 954 Main Street
Brownfield Cleanup Program

					SAMPLE ID:	C5-01-3FT			D1-01 2FT			D2-01 3FT			D3-01 5FT			D4-01 2FT			D4-02 3FT			D5-01-1FT			E1-00 1FT		
					COLLECTION DATE:	8/9/2023			8/10/2023			8/10/2023			8/10/2023			8/10/2023			8/10/2023			8/9/2023			8/10/2023		
					SAMPLE DEPTH:	3			2			3			5			2			3			1			1		
					SAMPLE MATRIX:	SOIL			SOIL			SOIL			SOIL			SOIL			SOIL			SOIL			SOIL		
	NY-UNRES	NY-RESR	NY-RESRR	NY-RESC	NY-RESI																								
ANALYTE	(mg/kg)	(mg/kg)	(mg/kg)	(mg/kg)	(mg/kg)	Result	Flg	RL	Result	Flg	RL	Result	Flg	RL	Result	Flg	RL	Result	Flg	RL	Result	Flg	RL	Result	Flg	RL	Result	Flg	RL
1H,1H,2H,2H-Perfluorodecanesulfonic Acid (8:2FTS)	NA	NA	NA	NA	NA	ND		0.000772	ND		0.000782	ND		0.000792	ND		0.000783	ND		0.00077	-		-	ND		0.00075	ND		0.000797
Perfluorononanesulfonic Acid (PFNS)	NA	NA	NA	NA	NA	ND		0.000193	ND		0.000195	ND		0.000198	ND		0.000196	ND		0.000192	-		-	ND		0.000187	ND		0.000199
N-Methyl Perfluorooctanesulfonamidoacetic Acid (NMeFOSAA)	NA	NA	NA	NA	NA	ND		0.000193	ND		0.000195	ND		0.000198	ND		0.000196	ND		0.000192	-		-	ND		0.000187	ND		0.000199
Perfluoroundecanoic Acid (PFUnA)	NA	NA	NA	NA	NA	ND		0.000193	ND		0.000195	ND		0.000198	ND		0.000196	ND		0.000192	-		-	ND		0.000187	ND		0.000199
Perfluorodecanesulfonic Acid (PFDS)	NA	NA	NA	NA	NA	ND		0.000193	ND		0.000195	ND		0.000198	ND		0.000196	ND		0.000192	-		-	ND		0.000187	ND		0.000199
Perfluorooctanesulfonamide (PFOSA)	NA	NA	NA	NA	NA	ND		0.000193	ND		0.000195	ND		0.000198	ND		0.000196	ND		0.000192	-		-	ND		0.000187	ND		0.000199
N-Ethyl Perfluorooctanesulfonamidoacetic Acid (NEtFOSAA)	NA	NA	NA	NA	NA	ND		0.000193	ND		0.000195	ND		0.000198	ND		0.000196	ND		0.000192	-		-	ND		0.000187	ND		0.000199
Perfluorododecanoic Acid (PFDoA)	NA	NA	NA	NA	NA	ND		0.000193	ND		0.000195	ND		0.000198	ND		0.000196	ND		0.000192	-		-	ND		0.000187	ND		0.000199
Perfluorotridecanoic Acid (PFTrDA)	NA	NA	NA	NA	NA	ND		0.000193	ND		0.000195	ND		0.000198	ND		0.000196	ND		0.000192	-		-	ND		0.000187	ND		0.000199
Perfluorotetradecanoic Acid (PFTeDA)	NA	NA	NA	NA	NA	ND		0.000193	ND		0.000195	ND		0.000198	ND		0.000196	ND		0.000192	-		-	ND		0.000187	ND		0.000199
Hexafluoropropylene Oxide Dimer Acid (HFPO-DA)	NA	NA	NA	NA	NA	ND		0.000772	ND		0.000782	ND		0.000792	ND		0.000783	ND		0.00077	-		-	ND		0.00075	ND		0.000797
4,8-Dioxa-3h-Perfluorononanoic Acid (ADONA)	NA	NA	NA	NA	NA	ND		0.000772	ND		0.000782	ND		0.000792	ND		0.000783	ND		0.00077	-		-	ND		0.00075	ND		0.000797
Perfluorododecanesulfonic Acid (PFDoS)	NA	NA	NA	NA	NA	ND		0.000193	ND		0.000195	ND		0.000198	ND		0.000196	ND		0.000192	-		-	ND		0.000187	ND		0.000199
9-Chlorohexadecafluoro-3-Oxanone-1-Sulfonic Acid (9Cl-PF3ONS)	NA	NA	NA	NA	NA	ND		0.000772	ND		0.000782	ND		0.000792	ND		0.000783	ND		0.00077	-		-	ND		0.00075	ND		0.000797
11-Chloroeicosafluoro-3-Oxaundecane-1-Sulfonic Acid (11Cl-PF3OUdS)	NA	NA	NA	NA	NA	ND		0.000772	ND		0.000782	ND		0.000792	ND		0.000783	ND		0.00077	-		-	ND		0.00075	ND		0.000797
N-Methyl Perfluorooctane Sulfonamide (NMeFOSA)	NA	NA	NA	NA	NA	ND		0.000193	ND		0.000195	ND		0.000198	ND		0.000196	ND		0.000192	-		-	ND		0.000187	ND		0.000199
N-Ethyl Perfluorooctane Sulfonamide (NEtFOSA)	NA	NA	NA	NA	NA	ND		0.000193	ND		0.000195	ND		0.000198	ND		0.000196	ND		0.000192	-		-	ND		0.000187	ND		0.000199
N-Methyl Perfluorooctanesulfonamido Ethanol (NMeFOSE)	NA	NA	NA	NA	NA	ND		0.00193	ND		0.00195	ND		0.00198	ND		0.00196	ND		0.00192	-		-	ND		0.00187	ND		0.00199
N-Ethyl Perfluorooctanesulfonamido Ethanol (NEtFOSE)	NA	NA	NA	NA	NA	ND		0.00193	ND		0.00195	ND		0.00198	ND		0.00196	ND		0.00192	-		-	ND		0.00187	ND		0.00199
Perfluoro-3-Methoxypropanoic Acid (PFMPA)	NA	NA	NA	NA	NA	ND		0.000386	ND		0.000391	ND		0.000396	ND		0.000392	ND		0.000385	-		-	ND		0.000375	ND		0.000398
Perfluoro-4-Methoxybutanoic Acid (PFMBA)	NA	NA	NA	NA	NA	ND		0.000386	ND		0.000391	ND		0.000396	ND		0.000392	ND		0.000385	-		-	ND		0.000375	ND		0.000398
Perfluoro(2-Ethoxyethane)Sulfonic Acid (PFEESA)	NA	NA	NA	NA	NA	ND		0.000386	ND		0.000391	ND		0.000396	ND		0.000392	ND		0.000385	-		-	ND		0.000375	ND		0.000398
Nonafluoro-3,6-Dioxaheptanoic Acid (NFDHA)	NA	NA	NA	NA	NA	ND		0.000386	ND		0.000391	ND		0.000396	ND		0.000392	ND		0.000385	-		-	ND		0.000375	ND		0.000398
3-Perfluoropropyl Propanoic Acid (3:3FTCA)	NA	NA	NA	NA	NA	ND		0.000965	ND		0.000977	ND		0.00099	ND		0.000979	ND		0.000962	-		-	ND		0.000937	ND		0.000996
2H,2H,3H,3H-Perfluorooctanoic Acid (5:3FTCA)	NA	NA	NA	NA	NA	ND		0.00482	ND		0.00489	ND		0.00495	ND		0.0049	ND		0.00481	-		-	ND		0.00468	ND		0.00498
3-Perfluoroheptyl Propanoic Acid (7:3FTCA)	NA	NA	NA	NA	NA	ND		0.00482	ND		0.00489	ND		0.00495	ND		0.0049	ND		0.00481	-		-	ND		0.00468	ND		0.00498
SVOCs																													
Acenaphthene	20	100	100	500	1000	ND		0.16	ND		0.14	ND		0.14	ND		0.14	ND		0.15	-		-	ND		0.14	ND		0.73
1,2,4-Trichlorobenzene	NA	NA	NA	NA	NA	-		-	-		-	-		-	-		-	-		-	-		-	-		-	-		-

TABLE 3

Subsurface Soil Summary
Hope on Main - 954 Main Street
Brownfield Cleanup Program

					SAMPLE ID:	C5-01-3FT			D1-01 2FT			D2-01 3FT			D3-01 5FT			D4-01 2FT			D4-02 3FT			D5-01-1FT			E1-00 1FT		
					COLLECTION DATE:	8/9/2023			8/10/2023			8/10/2023			8/10/2023			8/10/2023			8/10/2023			8/9/2023			8/10/2023		
					SAMPLE DEPTH:	3			2			3			5			2			3			1			1		
					SAMPLE MATRIX:	SOIL			SOIL			SOIL			SOIL			SOIL			SOIL			SOIL			SOIL		
	NY-UNRES	NY-RESR	NY-RESRR	NY-RESC	NY-RESI																								
ANALYTE	**(mg/kg)**	**(mg/kg)**	**(mg/kg)**	**(mg/kg)**	**(mg/kg)**	Result	Flg	RL	Result	Flg	RL	Result	Flg	RL	Result	Flg	RL	Result	Flg	RL	Result	Flg	RL	Result	Flg	RL	Result	Flg	RL
Hexachlorobenzene	0.33	0.33	1.2	6	12	ND		0.12	ND		0.11	ND		0.1	ND		0.1	ND		0.11	-		-	ND		0.11	ND		0.55
Bis(2-chloroethyl)ether	NA	NA	NA	NA	NA	ND		0.18	ND		0.16	ND		0.15	ND		0.15	ND		0.17	-		-	ND		0.16	ND		0.82
2-Chloronaphthalene	NA	NA	NA	NA	NA	ND		0.2	ND		0.18	ND		0.17	ND		0.17	ND		0.18	-		-	ND		0.18	ND		0.92
3,3'-Dichlorobenzidine	NA	NA	NA	NA	NA	ND		0.2	ND		0.18	ND		0.17	ND		0.17	ND		0.18	-		-	ND		0.18	ND		0.92
2,4-Dinitrotoluene	NA	NA	NA	NA	NA	ND		0.2	ND		0.18	ND		0.17	ND		0.17	ND		0.18	-		-	ND		0.18	ND		0.92
2,6-Dinitrotoluene	NA	NA	NA	NA	NA	ND		0.2	ND		0.18	ND		0.17	ND		0.17	ND		0.18	-		-	ND		0.18	ND		0.92
Fluoranthene	100	100	100	500	1000	0.032	J	0.12	ND		0.11	0.046	J	0.1	ND		0.1	0.022	J	0.11	-		-	0.032	J	0.11	1		0.55
4-Chlorophenyl phenyl ether	NA	NA	NA	NA	NA	ND		0.2	ND		0.18	ND		0.17	ND		0.17	ND		0.18	-		-	ND		0.18	ND		0.92
4-Bromophenyl phenyl ether	NA	NA	NA	NA	NA	ND		0.2	ND		0.18	ND		0.17	ND		0.17	ND		0.18	-		-	ND		0.18	ND		0.92
Bis(2-chloroisopropyl)ether	NA	NA	NA	NA	NA	ND		0.24	ND		0.22	ND		0.21	ND		0.21	ND		0.22	-		-	ND		0.21	ND		1.1
Bis(2-chloroethoxy)methane	NA	NA	NA	NA	NA	ND		0.22	ND		0.19	ND		0.18	ND		0.18	ND		0.2	-		-	ND		0.19	ND		0.99
Hexachlorobutadiene	NA	NA	NA	NA	NA	ND		0.2	ND		0.18	ND		0.17	ND		0.17	ND		0.18	-		-	ND		0.18	ND		0.92
Hexachlorocyclopentadiene	NA	NA	NA	NA	NA	ND		0.58	ND		0.52	ND		0.49	ND		0.49	ND		0.53	-		-	ND		0.51	ND		2.6
Hexachloroethane	NA	NA	NA	NA	NA	ND		0.16	ND		0.14	ND		0.14	ND		0.14	ND		0.15	-		-	ND		0.14	ND		0.73
Isophorone	NA	NA	NA	NA	NA	ND		0.18	ND		0.16	ND		0.15	ND		0.15	ND		0.17	-		-	ND		0.16	ND		0.82
Naphthalene	12	100	100	500	1000	ND		0.2	ND		0.18	ND		0.17	ND		0.17	ND		0.18	-		-	ND		0.18	ND		0.92
Nitrobenzene	NA	NA	NA	NA	NA	ND		0.18	ND		0.16	ND		0.15	ND		0.15	ND		0.17	-		-	ND		0.16	ND		0.82
NDPA/DPA	NA	NA	NA	NA	NA	ND		0.16	ND		0.14	ND		0.14	ND		0.14	ND		0.15	-		-	ND		0.14	ND		0.73
n-Nitrosodi-n-propylamine	NA	NA	NA	NA	NA	ND		0.2	ND		0.18	ND		0.17	ND		0.17	ND		0.18	-		-	ND		0.18	ND		0.92
Bis(2-ethylhexyl)phthalate	NA	NA	NA	NA	NA	ND		0.2	ND		0.18	ND		0.17	ND		0.17	ND		0.18	-		-	ND		0.18	ND		0.92
Butyl benzyl phthalate	NA	NA	NA	NA	NA	ND		0.2	ND		0.18	ND		0.17	ND		0.17	ND		0.18	-		-	ND		0.18	ND		0.92
Di-n-butylphthalate	NA	NA	NA	NA	NA	ND		0.2	ND		0.18	ND		0.17	ND		0.17	ND		0.18	-		-	ND		0.18	ND		0.92
Di-n-octylphthalate	NA	NA	NA	NA	NA	ND		0.2	ND		0.18	ND		0.17	ND		0.17	ND		0.18	-		-	ND		0.18	ND		0.92
Diethyl phthalate	NA	NA	NA	NA	NA	ND		0.2	ND		0.18	ND		0.17	ND		0.17	ND		0.18	-		-	ND		0.18	ND		0.92
Dimethyl phthalate	NA	NA	NA	NA	NA	ND		0.2	ND		0.18	ND		0.17	ND		0.17	ND		0.18	-		-	ND		0.18	ND		0.92
Benzo(a)anthracene	1	1	1	5.6	11	ND		0.12	ND		0.11	ND		0.1	ND		0.1	ND		0.11	-		-	ND		0.11	0.36	J	0.55
Benzo(a)pyrene	1	1	1	1	1.1	ND		0.16	ND		0.14	ND		0.14	ND		0.14	ND		0.15	-		-	ND		0.14	0.3	J	0.73
Benzo(b)fluoranthene	1	1	1	5.6	11	ND		0.12	ND		0.11	ND		0.1	ND		0.1	ND		0.11	-		-	ND		0.11	0.43	J	0.55
Benzo(k)fluoranthene	0.8	1	3.9	56	110	ND		0.12	ND		0.11	ND		0.1	ND		0.1	ND		0.11	-		-	ND		0.11	0.15	J	0.55
Chrysene	1	1	3.9	56	110	ND		0.12	ND		0.11	0.018	J	0.1	ND		0.1	ND		0.11	-		-	ND		0.11	0.38	J	0.55
Acenaphthylene	100	100	100	500	1000	ND		0.16	ND		0.14	ND		0.14	ND		0.14	ND		0.15	-		-	ND		0.14	ND		0.73
Anthracene	100	100	100	500	1000	ND		0.12	ND		0.11	ND		0.1	ND		0.1	ND		0.11	-		-	ND		0.11	ND		0.55
Benzo(ghi)perylene	100	100	100	500	1000	ND		0.16	ND		0.14	ND		0.14	ND		0.14	ND		0.15	-		-	ND		0.14	0.19	J	0.73
Fluorene	30	100	100	500	1000	ND		0.2	ND		0.18	ND		0.17	ND		0.17	ND		0.18	-		-	ND		0.18	ND		0.92
Phenanthrene	100	100	100	500	1000	0.027	J	0.12	ND		0.11	0.038	J	0.1	ND		0.1	ND		0.11	-		-	ND		0.11	0.48	J	0.55
Dibenzo(a,h)anthracene	0.33	0.33	0.33	0.56	1.1	ND		0.12	ND		0.11	ND		0.1	ND		0.1	ND		0.11	-		-	ND		0.11	ND		0.55
Indeno(1,2,3-cd)pyrene	0.5	0.5	0.5	5.6	11	ND		0.16	ND		0.14	ND		0.14	ND		0.14	ND		0.15	-		-	ND		0.14	0.17	J	0.73

TABLE 3

Subsurface Soil Summary
Hope on Main - 954 Main Street
Brownfield Cleanup Program

					SAMPLE ID:	C5-01-3FT			D1-01 2FT			D2-01 3FT			D3-01 5FT			D4-01 2FT			D4-02 3FT			D5-01-1FT			E1-00 1FT		
					COLLECTION DATE:	8/9/2023			8/10/2023			8/10/2023			8/10/2023			8/10/2023			8/10/2023			8/9/2023			8/10/2023		
					SAMPLE DEPTH:	3			2			3			5			2			3			1			1		
					SAMPLE MATRIX:	SOIL			SOIL			SOIL			SOIL			SOIL			SOIL			SOIL			SOIL		
	NY-UNRES	NY-RESR	NY-RESRR	NY-RESC	NY-RESI																								
ANALYTE	(mg/kg)	(mg/kg)	(mg/kg)	(mg/kg)	(mg/kg)	Result	Flg	RL	Result	Flg	RL	Result	Flg	RL	Result	Flg	RL	Result	Flg	RL	Result	Flg	RL	Result	Flg	RL	Result	Flg	RL
Pyrene	100	100	100	500	1000	0.026	J	0.12	ND		0.11	0.035	J	0.1	ND		0.1	0.02	J	0.11	-		-	0.023	J	0.11	0.82		0.55
Biphenyl	NA	NA	NA	NA	NA	ND		0.46	ND		0.41	ND		0.39	ND		0.39	ND		0.42	-		-	ND		0.41	ND		2.1
4-Chloroaniline	NA	NA	NA	NA	NA	ND		0.2	ND		0.18	ND		0.17	ND		0.17	ND		0.18	-		-	ND		0.18	ND		0.92
2-Nitroaniline	NA	NA	NA	NA	NA	ND		0.2	ND		0.18	ND		0.17	ND		0.17	ND		0.18	-		-	ND		0.18	ND		0.92
3-Nitroaniline	NA	NA	NA	NA	NA	ND		0.2	ND		0.18	ND		0.17	ND		0.17	ND		0.18	-		-	ND		0.18	ND		0.92
4-Nitroaniline	NA	NA	NA	NA	NA	ND		0.2	ND		0.18	ND		0.17	ND		0.17	ND		0.18	-		-	ND		0.18	ND		0.92
Dibenzofuran	7	14	59	350	1000	ND		0.2	ND		0.18	ND		0.17	ND		0.17	ND		0.18	-		-	ND		0.18	ND		0.92
2-Methylnaphthalene	NA	NA	NA	NA	NA	ND		0.24	ND		0.22	ND		0.21	ND		0.21	ND		0.22	-		-	ND		0.21	ND		1.1
1,2,4,5-Tetrachlorobenzene	NA	NA	NA	NA	NA	ND		0.2	ND		0.18	ND		0.17	ND		0.17	ND		0.18	-		-	ND		0.18	ND		0.92
Acetophenone	NA	NA	NA	NA	NA	ND		0.2	ND		0.18	ND		0.17	ND		0.17	ND		0.18	-		-	ND		0.18	ND		0.92
2,4,6-Trichlorophenol	NA	NA	NA	NA	NA	ND		0.12	ND		0.11	ND		0.1	ND		0.1	ND		0.11	-		-	ND		0.11	ND		0.55
p-Chloro-m-cresol	NA	NA	NA	NA	NA	ND		0.2	ND		0.18	ND		0.17	ND		0.17	ND		0.18	-		-	ND		0.18	ND		0.92
2-Chlorophenol	NA	NA	NA	NA	NA	ND		0.2	ND		0.18	ND		0.17	ND		0.17	ND		0.18	-		-	ND		0.18	ND		0.92
2,4-Dichlorophenol	NA	NA	NA	NA	NA	ND		0.18	ND		0.16	ND		0.15	ND		0.15	ND		0.17	-		-	ND		0.16	ND		0.82
2,4-Dimethylphenol	NA	NA	NA	NA	NA	ND		0.2	ND		0.18	ND		0.17	ND		0.17	ND		0.18	-		-	ND		0.18	ND		0.92
2-Nitrophenol	NA	NA	NA	NA	NA	ND		0.44	ND		0.39	ND		0.37	ND		0.37	ND		0.4	-		-	ND		0.39	ND		2
4-Nitrophenol	NA	NA	NA	NA	NA	ND		0.28	ND		0.25	ND		0.24	ND		0.24	ND		0.26	-		-	ND		0.25	ND		1.3
2,4-Dinitrophenol	NA	NA	NA	NA	NA	ND		0.97	ND		0.87	ND		0.82	ND		0.83	ND		0.89	-		-	ND		0.86	ND		4.4
4,6-Dinitro-o-cresol	NA	NA	NA	NA	NA	ND		0.52	ND		0.47	ND		0.45	ND		0.45	ND		0.48	-		-	ND		0.46	ND		2.4
Pentachlorophenol	0.8	2.4	6.7	6.7	55	ND		0.16	ND		0.14	ND		0.14	ND		0.14	ND		0.15	-		-	ND		0.14	ND		0.73
Phenol	0.33	100	100	500	1000	ND		0.2	ND		0.18	ND		0.17	ND		0.17	ND		0.18	-		-	ND		0.18	ND		0.92
2-Methylphenol	0.33	100	100	500	1000	ND		0.2	ND		0.18	ND		0.17	ND		0.17	ND		0.18	-		-	ND		0.18	ND		0.92
3-Methylphenol/4-Methylphenol	0.33	34	100	500	1000	ND		0.29	ND		0.26	ND		0.25	ND		0.25	ND		0.27	-		-	ND		0.26	ND		1.3
2,4,5-Trichlorophenol	NA	NA	NA	NA	NA	ND		0.2	ND		0.18	ND		0.17	ND		0.17	ND		0.18	-		-	ND		0.18	ND		0.92
Carbazole	NA	NA	NA	NA	NA	ND		0.2	ND		0.18	ND		0.17	ND		0.17	ND		0.18	-		-	ND		0.18	0.095	J	0.92
Atrazine	NA	NA	NA	NA	NA	ND		0.16	ND		0.14	ND		0.14	ND		0.14	ND		0.15	-		-	ND		0.14	ND		0.73
Benzaldehyde	NA	NA	NA	NA	NA	ND		0.27	ND		0.24	ND		0.23	ND		0.23	ND		0.24	-		-	ND		0.24	ND		1.2
Caprolactam	NA	NA	NA	NA	NA	ND		0.2	ND		0.18	ND		0.17	ND		0.17	ND		0.18	-		-	ND		0.18	ND		0.92
2,3,4,6-Tetrachlorophenol	NA	NA	NA	NA	NA	ND		0.2	ND		0.18	ND		0.17	ND		0.17	ND		0.18	-		-	ND		0.18	ND		0.92
1,4-Dioxane	0.1	9.8	13	130	250	ND		0.03	ND		0.027	ND		0.026	ND		0.026	ND		0.028	-		-	ND		0.027	ND		0.14
HERBICIDES																													
2,4,5-TP (Silvex)	3.8	58	100	500	1000	-		-	-		-	-		-	ND		0.173	-		-	-		-	-		-	ND		0.186
PESTICIDES																													
Delta-BHC	0.04	100	100	500	1000	-		-	-		-	-		-	ND		0.00162	-		-	-		-	-		-	ND		0.00282
Lindane	0.1	0.28	1.3	9.2	23	-		-	-		-	-		-	ND		0.000675	-		-	-		-	-		-	ND		0.00118
Alpha-BHC	0.02	0.097	0.48	3.4	6.8	-		-	-		-	-		-	ND		0.000675	-		-	-		-	-		-	ND		0.00118
Beta-BHC	0.036	0.072	0.36	3	14	-		-	-		-	-		-	ND		0.00162	-		-	-		-	-		-	ND		0.00282

TABLE 3

Subsurface Soil Summary
Hope on Main - 954 Main Street
Brownfield Cleanup Program

					SAMPLE ID:	C5-01-3FT			D1-01 2FT			D2-01 3FT			D3-01 5FT			D4-01 2FT			D4-02 3FT			D5-01-1FT			E1-00 1FT		
					COLLECTION DATE:	8/9/2023			8/10/2023			8/10/2023			8/10/2023			8/10/2023			8/10/2023			8/9/2023			8/10/2023		
					SAMPLE DEPTH:	3			2			3			5			2			3			1			1		
					SAMPLE MATRIX:	SOIL			SOIL			SOIL			SOIL			SOIL			SOIL			SOIL			SOIL		
	NY-UNRES	NY-RESR	NY-RESRR	NY-RESC	NY-RESI																								
ANALYTE	(mg/kg)	(mg/kg)	(mg/kg)	(mg/kg)	(mg/kg)	Result	Flg	RL	Result	Flg	RL	Result	Flg	RL	Result	Flg	RL	Result	Flg	RL	Result	Flg	RL	Result	Flg	RL	Result	Flg	RL
Heptachlor	0.042	0.42	2.1	15	29	-		-	-		-	-		-	ND		0.00081	-		-	-		-	-		-	ND		0.00141
Aldrin	0.005	0.019	0.097	0.68	1.4	-		-	-		-	-		-	ND		0.00162	-		-	-		-	-		-	ND		0.00282
Heptachlor epoxide	NA	NA	NA	NA	NA	-		-	-		-	-		-	ND		0.00304	-		-	-		-	-		-	ND		0.00529
Endrin	0.014	2.2	11	89	410	-		-	-		-	-		-	ND		0.000675	-		-	-		-	-		-	ND		0.00118
Endrin aldehyde	NA	NA	NA	NA	NA	-		-	-		-	-		-	ND		0.00202	-		-	-		-	-		-	ND		0.00352
Endrin ketone	NA	NA	NA	NA	NA	-		-	-		-	-		-	ND		0.00162	-		-	-		-	-		-	ND		0.00282
Dieldrin	0.005	0.039	0.2	1.4	2.8	-		-	-		-	-		-	ND		0.00101	-		-	-		-	-		-	ND		0.00176
4,4'-DDE	0.0033	1.8	8.9	62	120	-		-	-		-	-		-	ND		0.00162	-		-	-		-	-		-	ND		0.00282
4,4'-DDD	0.0033	2.6	13	92	180	-		-	-		-	-		-	ND		0.00162	-		-	-		-	-		-	ND		0.00282
4,4'-DDT	0.0033	1.7	7.9	47	94	-		-	-		-	-		-	ND		0.00162	-		-	-		-	-		-	0.00237	J	0.00282
Endosulfan I	2.4	4.8	24	200	920	-		-	-		-	-		-	ND		0.00162	-		-	-		-	-		-	ND		0.00282
Endosulfan II	2.4	4.8	24	200	920	-		-	-		-	-		-	ND		0.00162	-		-	-		-	-		-	ND		0.00282
Endosulfan sulfate	2.4	4.8	24	200	920	-		-	-		-	-		-	ND		0.000675	-		-	-		-	-		-	ND		0.00118
Methoxychlor	NA	NA	NA	NA	NA	-		-	-		-	-		-	ND		0.00304	-		-	-		-	-		-	ND		0.00529
Toxaphene	NA	NA	NA	NA	NA	-		-	-		-	-		-	ND		0.0304	-		-	-		-	-		-	ND		0.0529
cis-Chlordane	0.094	0.91	4.2	24	47	-		-	-		-	-		-	ND		0.00202	-		-	-		-	-		-	ND		0.00352
trans-Chlordane	NA	NA	NA	NA	NA	-		-	-		-	-		-	ND		0.00202	-		-	-		-	-		-	ND		0.00352
Chlordane	NA	NA	NA	NA	NA	-		-	-		-	-		-	ND		0.0135	-		-	-		-	-		-	ND		0.0235
POLYCHLORINATED BIPHENYLS																													
Aroclor 1016	0.1	1	1	1	25	-		-	-		-	-		-	ND		0.0504	-		-	-		-	-		-	ND		0.0537
Aroclor 1221	0.1	1	1	1	25	-		-	-		-	-		-	ND		0.0504	-		-	-		-	-		-	ND		0.0537
Aroclor 1232	0.1	1	1	1	25	-		-	-		-	-		-	ND		0.0504	-		-	-		-	-		-	ND		0.0537
Aroclor 1242	0.1	1	1	1	25	-		-	-		-	-		-	ND		0.0504	-		-	-		-	-		-	ND		0.0537
Aroclor 1248	0.1	1	1	1	25	-		-	-		-	-		-	ND		0.0504	-		-	-		-	-		-	ND		0.0537
Aroclor 1254	0.1	1	1	1	25	-		-	-		-	-		-	ND		0.0504	-		-	-		-	-		-	ND		0.0537
Aroclor 1260	0.1	1	1	1	25	-		-	-		-	-		-	ND		0.0504	-		-	-		-	-		-	ND		0.0537
Aroclor 1262	0.1	1	1	1	25	-		-	-		-	-		-	ND		0.0504	-		-	-		-	-		-	ND		0.0537
Aroclor 1268	0.1	1	1	1	25	-		-	-		-	-		-	ND		0.0504	-		-	-		-	-		-	ND		0.0537
PCBs, Total	0.1	1	1	1	25	-		-	-		-	-		-	ND		0.0504	-		-	-		-	-		-	ND		0.0537
METALS																													
Aluminum, Total	NA	NA	NA	NA	NA	10100		9.31	6840		8.63	2250		8.19	2300		7.95	10900		8.5	-		-	2420		8.61	4560		8.57
Antimony, Total	NA	NA	NA	NA	NA	1.68	J	4.65	ND		4.32	ND		4.09	ND		3.98	ND		4.25	-		-	0.537	J	4.3	ND		4.28
Arsenic, Total	13	16	16	16	16	3.98		0.931	2.47		0.863	1.54		0.819	1.68		0.795	5.55		0.85	-		-	1.61		0.861	7.88		0.857
Barium, Total	350	350	400	400	10000	84		0.931	47.2		0.863	7.32		0.819	8.39		0.795	65.1		0.85	-		-	9.1		0.861	95.2		0.857
Beryllium, Total	7.2	14	72	590	2700	0.614		0.465	0.25	J	0.432	0.104	J	0.409	0.098	J	0.398	0.499		0.425	-		-	0.193	J	0.43	0.207	J	0.428
Cadmium, Total	2.5	2.5	4.3	9.3	60	ND		0.931	0.172	J	0.863	0.167	J	0.819	0.206	J	0.795	0.192	J	0.85	-		-	0.169	J	0.861	0.598	J	0.857
Calcium, Total	NA	NA	NA	NA	NA	43200		9.31	86100		86.3	12800		8.19	54300		7.95	19400		8.5	-		-	3090		8.61	32300		8.57
Chromium, Total	NA	NA	NA	NA	NA	15.5		0.931	8.45		0.863	3.88		0.819	3.63		0.795	13.5		0.85	-		-	4.23		0.861	7.03		0.857
Cobalt, Total	NA	NA	NA	NA	NA	10.2		1.86	4.08		1.73	1.94		1.64	1.87		1.59	7.68		1.7	-		-	2.36		1.72	3.08		1.71

TABLE 3

Subsurface Soil Summary
Hope on Main - 954 Main Street
Brownfield Cleanup Program

					SAMPLE ID:	C5-01-3FT			D1-01 2FT			D2-01 3FT			D3-01 5FT			D4-01 2FT			D4-02 3FT			D5-01-1FT			E1-00 1FT		
					COLLECTION DATE:	8/9/2023			8/10/2023			8/10/2023			8/10/2023			8/10/2023			8/10/2023			8/9/2023			8/10/2023		
					SAMPLE DEPTH:	3			2			3			5			2			3			1			1		
					SAMPLE MATRIX:	SOIL			SOIL			SOIL			SOIL			SOIL			SOIL			SOIL			SOIL		
	NY-UNRES	NY-RESR	NY-RESRR	NY-RESC	NY-RESI																								
ANALYTE	(mg/kg)	(mg/kg)	(mg/kg)	(mg/kg)	(mg/kg)	Result	Flg	RL	Result	Flg	RL	Result	Flg	RL	Result	Flg	RL	Result	Flg	RL	Result	Flg	RL	Result	Flg	RL	Result	Flg	RL
Copper, Total	50	270	270	270	10000	17.9		0.931	13		0.863	7.26		0.819	9.12		0.795	21.4		0.85	-		-	10.3		0.861	14.8		0.857
Iron, Total	NA	NA	NA	NA	NA	20900		4.65	11200		4.32	6080		4.09	5840		3.98	17100		4.25	-		-	7440		4.3	8580		4.28
Lead, Total	63	400	400	1000	3900	10.3		4.65	12.1		4.32	9.06		4.09	8.93		3.98	10.4		4.25	-		-	8.02		4.3	**225**		4.28
Magnesium, Total	NA	NA	NA	NA	NA	16400		9.31	32300		8.63	6090		8.19	20800		7.95	11900		8.5	-		-	1450		8.61	8000		8.57
Manganese, Total	1600	2000	2000	10000	10000	525		0.931	376		0.863	239		0.819	230		0.795	359		0.85	-		-	268		0.861	276		0.857
Mercury, Total	0.18	0.81	0.81	2.8	5.7	ND		0.081	ND		0.069	ND		0.066	ND		0.066	ND		0.071	-		-	ND		0.074	0.156		0.07
Nickel, Total	30	140	310	310	10000	22		2.33	9.31		2.16	3.86		2.05	3.71		1.99	17.8		2.12	-		-	3.84		2.15	7.39		2.14
Potassium, Total	NA	NA	NA	NA	NA	1340		233	1050		216	291		205	338		199	1000		212	-		-	237		215	428		214
Selenium, Total	3.9	36	180	1500	6800	ND		1.86	0.649	J	1.73	ND		1.64	0.342	J	1.59	ND		1.7	-		-	ND		1.72	0.248	J	1.71
Silver, Total	2	36	180	1500	6800	ND		0.465	ND		0.432	ND		0.409	ND		0.398	ND		0.425	-		-	ND		0.43	ND		0.428
Sodium, Total	NA	NA	NA	NA	NA	1440		186	851		173	128	J	164	132	J	159	270		170	-		-	134	J	172	487		171
Thallium, Total	NA	NA	NA	NA	NA	0.296	J	1.86	0.97	J	1.73	0.44	J	1.64	0.31	J	1.59	0.893	J	1.7	-		-	ND		1.72	0.473	J	1.71
Vanadium, Total	NA	NA	NA	NA	NA	22		0.931	13.5		0.863	8.18		0.819	8.38		0.795	20.4		0.85	-		-	9.58		0.861	10.6		0.857
Zinc, Total	109	2200	10000	10000	10000	70.2		4.65	66.4		4.32	65.2		4.09	68.2		3.98	**110**		4.25	20.4		2.16	74.2		4.3	**185**		4.28
GENERAL CHEMISTRY																													
Solids, Total	NA	NA	NA	NA	NA	82.4		0.1	91.2		0.1	95.1		0.1	96		0.1	89.3		0.1	90.6		0.1	90.9		0.1	89.3		0.1
Cyanide, Total	27	27	27	27	10000	ND		1.2	ND		1.1	ND		1	ND		0.96	ND		1.1	-		-	ND		1	ND		1
Chromium, Hexavalent	1	22	110	400	800	-		-	-		-	-		-	ND		0.833	-		-	-		-	-		-	ND		0.896

TABLE 3

Subsurface Soil Summary
Hope on Main - 954 Main Street
Brownfield Cleanup Program

					SAMPLE ID:	E1-01 2FT			E1-02 3FT			E2-01 1FT			E3-01			E4-01			E5-01			F1-01 1FT			F1-02 2FT		
					COLLECTION DATE:	8/10/2023			8/10/2023			8/10/2023			8/16/2023			8/16/2023			8/16/2023			8/11/2023			8/11/2023		
					SAMPLE DEPTH:	2			3			1			2			2			2			1			2		
					SAMPLE MATRIX:	SOIL			SOIL			SOIL			SOIL			SOIL			SOIL			SOIL			SOIL		
	NY-UNRES	NY-RESR	NY-RESRR	NY-RESC	NY-RESI																								
ANALYTE	**(mg/kg)**	**(mg/kg)**	**(mg/kg)**	**(mg/kg)**	**(mg/kg)**	Result	Flg	RL	Result	Flg	RL	Result	Flg	RL	Result	Flg	RL	Result	Flg	RL	Result	Flg	RL	Result	Flg	RL	Result	Flg	RL
VOCs																													
Methylene chloride	0.05	51	100	500	1000	ND		0.0055	-		-	ND		0.0052	ND		0.0062	ND		0.005	ND		0.0064	ND		0.0054	-		-
1,1-Dichloroethane	0.27	19	26	240	480	ND		0.0011	-		-	ND		0.001	ND		0.0012	ND		0.001	ND		0.0013	ND		0.0011	-		-
Chloroform	0.37	10	49	350	700	ND		0.0016	-		-	ND		0.0016	ND		0.0018	ND		0.0015	ND		0.0019	ND		0.0016	-		-
Carbon tetrachloride	0.76	1.4	2.4	22	44	ND		0.0011	-		-	ND		0.001	ND		0.0012	ND		0.001	ND		0.0013	ND		0.0011	-		-
1,2-Dichloropropane	NA	NA	NA	NA	NA	ND		0.0011	-		-	ND		0.001	ND		0.0012	ND		0.001	ND		0.0013	ND		0.0011	-		-
Dibromochloromethane	NA	NA	NA	NA	NA	ND		0.0011	-		-	ND		0.001	ND		0.0012	ND		0.001	ND		0.0013	ND		0.0011	-		-
1,1,2-Trichloroethane	NA	NA	NA	NA	NA	ND		0.0011	-		-	ND		0.001	ND		0.0012	ND		0.001	ND		0.0013	ND		0.0011	-		-
Tetrachloroethene	1.3	5.5	19	150	300	ND		0.00055	-		-	ND		0.00052	ND		0.00062	ND		0.0005	ND		0.00064	ND		0.00054	-		-
Chlorobenzene	1.1	100	100	500	1000	ND		0.00055	-		-	ND		0.00052	ND		0.00062	ND		0.0005	ND		0.00064	ND		0.00054	-		-
Trichlorofluoromethane	NA	NA	NA	NA	NA	ND		0.0044	-		-	ND		0.0042	ND		0.0049	ND		0.004	ND		0.0051	ND		0.0043	-		-
1,2-Dichloroethane	0.02	2.3	3.1	30	60	ND		0.0011	-		-	ND		0.001	ND		0.0012	ND		0.001	ND		0.0013	ND		0.0011	-		-
1,1,1-Trichloroethane	0.68	100	100	500	1000	ND		0.00055	-		-	ND		0.00052	ND		0.00062	ND		0.0005	ND		0.00064	ND		0.00054	-		-
Bromodichloromethane	NA	NA	NA	NA	NA	ND		0.00055	-		-	ND		0.00052	ND		0.00062	ND		0.0005	ND		0.00064	ND		0.00054	-		-
trans-1,3-Dichloropropene	NA	NA	NA	NA	NA	ND		0.0011	-		-	ND		0.001	ND		0.0012	ND		0.001	ND		0.0013	ND		0.0011	-		-
cis-1,3-Dichloropropene	NA	NA	NA	NA	NA	ND		0.00055	-		-	ND		0.00052	ND		0.00062	ND		0.0005	ND		0.00064	ND		0.00054	-		-
Bromoform	NA	NA	NA	NA	NA	ND		0.0044	-		-	ND		0.0042	ND		0.0049	ND		0.004	ND		0.0051	ND		0.0043	-		-
1,1,2,2-Tetrachloroethane	NA	NA	NA	NA	NA	ND		0.00055	-		-	ND		0.00052	ND		0.00062	ND		0.0005	ND		0.00064	ND		0.00054	-		-
Benzene	0.06	2.9	4.8	44	89	ND		0.00055	-		-	ND		0.00052	ND		0.00062	ND		0.0005	ND		0.00064	ND		0.00054	-		-
Toluene	0.7	100	100	500	1000	ND		0.0011	-		-	ND		0.001	ND		0.0012	ND		0.001	ND		0.0013	ND		0.0011	-		-
Ethylbenzene	1	30	41	390	780	ND		0.0011	-		-	ND		0.001	ND		0.0012	ND		0.001	ND		0.0013	ND		0.0011	-		-
Chloromethane	NA	NA	NA	NA	NA	ND		0.0044	-		-	ND		0.0042	ND		0.0049	ND		0.004	ND		0.0051	ND		0.0043	-		-
Bromomethane	NA	NA	NA	NA	NA	ND		0.0022	-		-	ND		0.0021	ND		0.0025	ND		0.002	ND		0.0026	ND		0.0022	-		-
Vinyl chloride	0.02	0.21	0.9	13	27	ND		0.0011	-		-	ND		0.001	ND		0.0012	ND		0.001	ND		0.0013	ND		0.0011	-		-
Chloroethane	NA	NA	NA	NA	NA	ND		0.0022	-		-	ND		0.0021	ND		0.0025	ND		0.002	ND		0.0026	ND		0.0022	-		-
1,1-Dichloroethene	0.33	100	100	500	1000	ND		0.0011	-		-	ND		0.001	ND		0.0012	ND		0.001	ND		0.0013	ND		0.0011	-		-
trans-1,2-Dichloroethene	0.19	100	100	500	1000	ND		0.0016	-		-	ND		0.0016	ND		0.0018	ND		0.0015	ND		0.0019	ND		0.0016	-		-
Trichloroethene	0.47	10	21	200	400	ND		0.00055	-		-	ND		0.00052	ND		0.00062	ND		0.0005	ND		0.00064	ND		0.00054	-		-
1,2-Dichlorobenzene	1.1	100	100	500	1000	ND		0.0022	-		-	ND		0.0021	ND		0.0025	ND		0.002	ND		0.0026	ND		0.0022	-		-
1,3-Dichlorobenzene	2.4	17	49	280	560	ND		0.0022	-		-	ND		0.0021	ND		0.0025	ND		0.002	ND		0.0026	ND		0.0022	-		-
1,4-Dichlorobenzene	1.8	9.8	13	130	250	ND		0.0022	-		-	ND		0.0021	ND		0.0025	ND		0.002	ND		0.0026	ND		0.0022	-		-
Methyl tert butyl ether	0.93	62	100	500	1000	ND		0.0022	-		-	ND		0.0021	ND		0.0025	ND		0.002	ND		0.0026	ND		0.0022	-		-
p/m-Xylene	NA	NA	NA	NA	NA	ND		0.0022	-		-	ND		0.0021	ND		0.0025	ND		0.002	ND		0.0026	ND		0.0022	-		-
o-Xylene	NA	NA	NA	NA	NA	ND		0.0011	-		-	ND		0.001	ND		0.0012	ND		0.001	ND		0.0013	ND		0.0011	-		-
cis-1,2-Dichloroethene	0.25	59	100	500	1000	ND		0.0011	-		-	ND		0.001	ND		0.0012	ND		0.001	ND		0.0013	ND		0.0011	-		-
Styrene	NA	NA	NA	NA	NA	ND		0.0011	-		-	ND		0.001	ND		0.0012	ND		0.001	ND		0.0013	ND		0.0011	-		-
Dichlorodifluoromethane	NA	NA	NA	NA	NA	ND		0.011	-		-	ND		0.01	ND		0.012	ND		0.01	ND		0.013	ND		0.011	-		-

TABLE 3

Subsurface Soil Summary
Hope on Main - 954 Main Street
Brownfield Cleanup Program

					SAMPLE ID:	E1-01 2FT			E1-02 3FT			E2-01 1FT			E3-01			E4-01			E5-01			F1-01 1FT			F1-02 2FT		
					COLLECTION DATE:	8/10/2023			8/10/2023			8/10/2023			8/16/2023			8/16/2023			8/16/2023			8/11/2023			8/11/2023		
					SAMPLE DEPTH:	2			3			1			2			2			2			1			2		
					SAMPLE MATRIX:	SOIL			SOIL			SOIL			SOIL			SOIL			SOIL			SOIL			SOIL		
	NY-UNRES	NY-RESR	NY-RESRR	NY-RESC	NY-RESI																								
ANALYTE	(mg/kg)	(mg/kg)	(mg/kg)	(mg/kg)	(mg/kg)	Result	Flg	RL	Result	Flg	RL	Result	Flg	RL	Result	Flg	RL	Result	Flg	RL	Result	Flg	RL	Result	Flg	RL	Result	Flg	RL
Acetone	0.05	100	100	500	1000	ND		0.011	-		-	ND		0.01	ND		0.012	ND		0.01	0.016		0.013	0.01	J	0.011	-		-
Carbon disulfide	NA	NA	NA	NA	NA	ND		0.011	-		-	ND		0.01	ND		0.012	ND		0.01	ND		0.013	ND		0.011	-		-
2-Butanone	0.12	100	100	500	1000	ND		0.011	-		-	ND		0.01	ND		0.012	ND		0.01	ND		0.013	ND		0.011	-		-
4-Methyl-2-pentanone	NA	NA	NA	NA	NA	ND		0.011	-		-	ND		0.01	ND		0.012	ND		0.01	ND		0.013	ND		0.011	-		-
2-Hexanone	NA	NA	NA	NA	NA	ND		0.011	-		-	ND		0.01	ND		0.012	ND		0.01	ND		0.013	ND		0.011	-		-
1,2-Dibromoethane	NA	NA	NA	NA	NA	ND		0.0011	-		-	ND		0.001	ND		0.0012	ND		0.001	ND		0.0013	ND		0.0011	-		-
n-Butylbenzene	12	100	100	500	1000	ND		0.0011	-		-	ND		0.001	ND		0.0012	ND		0.001	ND		0.0013	ND		0.0011	-		-
sec-Butylbenzene	11	100	100	500	1000	ND		0.0011	-		-	ND		0.001	ND		0.0012	ND		0.001	ND		0.0013	ND		0.0011	-		-
tert-Butylbenzene	5.9	100	100	500	1000	ND		0.0022	-		-	ND		0.0021	ND		0.0025	ND		0.002	ND		0.0026	ND		0.0022	-		-
1,2-Dibromo-3-chloropropane	NA	NA	NA	NA	NA	ND		0.0033	-		-	ND		0.0031	ND		0.0037	ND		0.003	ND		0.0038	ND		0.0032	-		-
Isopropylbenzene	NA	NA	NA	NA	NA	ND		0.0011	-		-	ND		0.001	ND		0.0012	ND		0.001	ND		0.0013	ND		0.0011	-		-
p-Isopropyltoluene	NA	NA	NA	NA	NA	ND		0.0011	-		-	ND		0.001	ND		0.0012	ND		0.001	ND		0.0013	ND		0.0011	-		-
Naphthalene	12	100	100	500	1000	ND		0.0044	-		-	ND		0.0042	ND		0.0049	ND		0.004	ND		0.0051	ND		0.0043	-		-
n-Propylbenzene	3.9	100	100	500	1000	ND		0.0011	-		-	ND		0.001	ND		0.0012	ND		0.001	ND		0.0013	ND		0.0011	-		-
1,2,4-Trichlorobenzene	NA	NA	NA	NA	NA	ND		0.0022	-		-	ND		0.0021	ND		0.0025	ND		0.002	ND		0.0026	ND		0.0022	-		-
1,3,5-Trimethylbenzene	8.4	47	52	190	380	ND		0.0022	-		-	ND		0.0021	ND		0.0025	ND		0.002	ND		0.0026	ND		0.0022	-		-
1,2,4-Trimethylbenzene	3.6	47	52	190	380	ND		0.0022	-		-	ND		0.0021	ND		0.0025	ND		0.002	ND		0.0026	ND		0.0022	-		-
Methyl Acetate	NA	NA	NA	NA	NA	ND		0.0044	-		-	ND		0.0042	ND		0.0049	ND		0.004	ND		0.0051	ND		0.0043	-		-
Cyclohexane	NA	NA	NA	NA	NA	ND		0.011	-		-	ND		0.01	ND		0.012	ND		0.01	ND		0.013	ND		0.011	-		-
Freon-113	NA	NA	NA	NA	NA	ND		0.0044	-		-	ND		0.0042	ND		0.0049	ND		0.004	ND		0.0051	ND		0.0043	-		-
Methyl cyclohexane	NA	NA	NA	NA	NA	ND		0.0044	-		-	ND		0.0042	ND		0.0049	ND		0.004	ND		0.0051	ND		0.0043	-		-
PERFLUORINATED ALKYL ACIDS																													
Perfluorobutanoic Acid (PFBA)	NA	NA	NA	NA	NA	ND		0.000786	-		-	ND		0.000796	ND		0.000788	ND		0.000778	ND		0.000788	ND		0.000776	-		-
Perfluoropentanoic Acid (PFPeA)	NA	NA	NA	NA	NA	ND		0.000393	-		-	ND		0.000398	ND		0.000394	ND		0.000389	ND		0.000394	ND		0.000388	-		-
Perfluorobutanesulfonic Acid (PFBS)	NA	NA	NA	NA	NA	ND		0.000197	-		-	ND		0.000199	ND		0.000197	ND		0.000194	ND		0.000197	ND		0.000194	-		-
1H,1H,2H,2H-Perfluorohexanesulfonic Acid (4:2FTS)	NA	NA	NA	NA	NA	ND		0.000786	-		-	ND		0.000796	ND		0.000788	ND		0.000778	ND		0.000788	ND		0.000776	-		-
Perfluorohexanoic Acid (PFHxA)	NA	NA	NA	NA	NA	ND		0.000197	-		-	ND		0.000199	ND		0.000197	ND		0.000194	ND		0.000197	ND		0.000194	-		-
Perfluoropentanesulfonic Acid (PFPeS)	NA	NA	NA	NA	NA	ND		0.000197	-		-	ND		0.000199	ND		0.000197	ND		0.000194	ND		0.000197	ND		0.000194	-		-
Perfluoroheptanoic Acid (PFHpA)	NA	NA	NA	NA	NA	ND		0.000197	-		-	ND		0.000199	ND		0.000197	ND		0.000194	ND		0.000197	ND		0.000194	-		-
Perfluorohexanesulfonic Acid (PFHxS)	NA	NA	NA	NA	NA	ND		0.000197	-		-	ND		0.000199	ND		0.000197	ND		0.000194	ND		0.000197	ND		0.000194	-		-
Perfluorooctanoic Acid (PFOA)	0.00066	0.0066	0.033	0.5	0.6	ND		0.000197	-		-	ND		0.000199	ND		0.000197	ND		0.000194	ND		0.000197	0.000101	J	0.000194	-		-
1H,1H,2H,2H-Perfluorooctanesulfonic Acid (6:2FTS)	NA	NA	NA	NA	NA	ND		0.000786	-		-	ND		0.000796	ND		0.000788	ND		0.000778	ND		0.000788	ND		0.000776	-		-
Perfluoroheptanesulfonic Acid (PFHpS)	NA	NA	NA	NA	NA	ND		0.000197	-		-	ND		0.000199	ND		0.000197	ND		0.000194	ND		0.000197	ND		0.000194	-		-
Perfluorononanoic Acid (PFNA)	NA	NA	NA	NA	NA	ND		0.000197	-		-	ND		0.000199	ND		0.000197	ND		0.000194	ND		0.000197	ND		0.000194	-		-
Perfluorooctanesulfonic Acid (PFOS)	0.00088	0.0088	0.044	0.44	0.44	ND		0.000197	-		-	ND		0.000199	0.000079	JF	0.000197	ND		0.000194	ND		0.000197	0.000178	J	0.000194	-		-
Perfluorodecanoic Acid (PFDA)	NA	NA	NA	NA	NA	ND		0.000197	-		-	ND		0.000199	ND		0.000197	ND		0.000194	ND		0.000197	ND		0.000194	-		-

TABLE 3

Subsurface Soil Summary
Hope on Main - 954 Main Street
Brownfield Cleanup Program

					SAMPLE ID:	E1-01 2FT			E1-02 3FT			E2-01 1FT			E3-01			E4-01			E5-01			F1-01 1FT			F1-02 2FT		
					COLLECTION DATE:	8/10/2023			8/10/2023			8/10/2023			8/16/2023			8/16/2023			8/16/2023			8/11/2023			8/11/2023		
					SAMPLE DEPTH:	2			3			1			2			2			2			1			2		
					SAMPLE MATRIX:	SOIL			SOIL			SOIL			SOIL			SOIL			SOIL			SOIL			SOIL		
	NY-UNRES	NY-RESR	NY-RESRR	NY-RESC	NY-RESI																								
ANALYTE	(mg/kg)	(mg/kg)	(mg/kg)	(mg/kg)	(mg/kg)	Result	Flg	RL	Result	Flg	RL	Result	Flg	RL	Result	Flg	RL	Result	Flg	RL	Result	Flg	RL	Result	Flg	RL	Result	Flg	RL
1H,1H,2H,2H-Perfluorodecanesulfonic Acid (8:2FTS)	NA	NA	NA	NA	NA	ND		0.000786	-		-	ND		0.000796	ND		0.000788	ND		0.000778	ND		0.000788	ND		0.000776	-		-
Perfluorononanesulfonic Acid (PFNS)	NA	NA	NA	NA	NA	ND		0.000197	-		-	ND		0.000199	ND		0.000197	ND		0.000194	ND		0.000197	ND		0.000194	-		-
N-Methyl Perfluorooctanesulfonamidoacetic Acid (NMeFOSAA)	NA	NA	NA	NA	NA	ND		0.000197	-		-	ND		0.000199	ND		0.000197	ND		0.000194	ND		0.000197	ND		0.000194	-		-
Perfluoroundecanoic Acid (PFUnA)	NA	NA	NA	NA	NA	ND		0.000197	-		-	ND		0.000199	ND		0.000197	ND		0.000194	ND		0.000197	ND		0.000194	-		-
Perfluorodecanesulfonic Acid (PFDS)	NA	NA	NA	NA	NA	ND		0.000197	-		-	ND		0.000199	ND		0.000197	ND		0.000194	ND		0.000197	ND		0.000194	-		-
Perfluorooctanesulfonamide (PFOSA)	NA	NA	NA	NA	NA	ND		0.000197	-		-	ND		0.000199	ND		0.000197	ND		0.000194	ND		0.000197	ND		0.000194	-		-
N-Ethyl Perfluorooctanesulfonamidoacetic Acid (NEtFOSAA)	NA	NA	NA	NA	NA	ND		0.000197	-		-	ND		0.000199	ND		0.000197	ND		0.000194	ND		0.000197	ND		0.000194	-		-
Perfluorododecanoic Acid (PFDoA)	NA	NA	NA	NA	NA	ND		0.000197	-		-	ND		0.000199	ND		0.000197	ND		0.000194	ND		0.000197	ND		0.000194	-		-
Perfluorotridecanoic Acid (PFTrDA)	NA	NA	NA	NA	NA	ND		0.000197	-		-	ND		0.000199	ND		0.000197	ND		0.000194	ND		0.000197	ND		0.000194	-		-
Perfluorotetradecanoic Acid (PFTeDA)	NA	NA	NA	NA	NA	ND		0.000197	-		-	ND		0.000199	ND		0.000197	ND		0.000194	ND		0.000197	ND		0.000194	-		-
Hexafluoropropylene Oxide Dimer Acid (HFPO-DA)	NA	NA	NA	NA	NA	ND		0.000786	-		-	ND		0.000796	ND		0.000788	ND		0.000778	ND		0.000788	ND		0.000776	-		-
4,8-Dioxa-3h-Perfluorononanoic Acid (ADONA)	NA	NA	NA	NA	NA	ND		0.000786	-		-	ND		0.000796	ND		0.000788	ND		0.000778	ND		0.000788	ND		0.000776	-		-
Perfluorododecanesulfonic Acid (PFDoS)	NA	NA	NA	NA	NA	ND		0.000197	-		-	ND		0.000199	ND		0.000197	ND		0.000194	ND		0.000197	ND		0.000194	-		-
9-Chlorohexadecafluoro-3-Oxanone-1-Sulfonic Acid (9Cl-PF3ONS)	NA	NA	NA	NA	NA	ND		0.000786	-		-	ND		0.000796	ND		0.000788	ND		0.000778	ND		0.000788	ND		0.000776	-		-
11-Chloroeicosafluoro-3-Oxaundecane-1-Sulfonic Acid (11Cl-PF3OUdS)	NA	NA	NA	NA	NA	ND		0.000786	-		-	ND		0.000796	ND		0.000788	ND		0.000778	ND		0.000788	ND		0.000776	-		-
N-Methyl Perfluorooctane Sulfonamide (NMeFOSA)	NA	NA	NA	NA	NA	ND		0.000197	-		-	ND		0.000199	ND		0.000197	ND		0.000194	ND		0.000197	ND		0.000194	-		-
N-Ethyl Perfluorooctane Sulfonamide (NEtFOSA)	NA	NA	NA	NA	NA	ND		0.000197	-		-	ND		0.000199	ND		0.000197	ND		0.000194	ND		0.000197	ND		0.000194	-		-
N-Methyl Perfluorooctanesulfonamido Ethanol (NMeFOSE)	NA	NA	NA	NA	NA	ND		0.00197	-		-	ND		0.00199	ND		0.00197	ND		0.00194	ND		0.00197	ND		0.00194	-		-
N-Ethyl Perfluorooctanesulfonamido Ethanol (NEtFOSE)	NA	NA	NA	NA	NA	ND		0.00197	-		-	ND		0.00199	ND		0.00197	ND		0.00194	ND		0.00197	ND		0.00194	-		-
Perfluoro-3-Methoxypropanoic Acid (PFMPA)	NA	NA	NA	NA	NA	ND		0.000393	-		-	ND		0.000398	ND		0.000394	ND		0.000389	ND		0.000394	ND		0.000388	-		-
Perfluoro-4-Methoxybutanoic Acid (PFMBA)	NA	NA	NA	NA	NA	ND		0.000393	-		-	ND		0.000398	ND		0.000394	ND		0.000389	ND		0.000394	ND		0.000388	-		-
Perfluoro(2-Ethoxyethane)Sulfonic Acid (PFEESA)	NA	NA	NA	NA	NA	ND		0.000393	-		-	ND		0.000398	ND		0.000394	ND		0.000389	ND		0.000394	ND		0.000388	-		-
Nonafluoro-3,6-Dioxaheptanoic Acid (NFDHA)	NA	NA	NA	NA	NA	ND		0.000393	-		-	ND		0.000398	ND		0.000394	ND		0.000389	ND		0.000394	ND		0.000388	-		-
3-Perfluoropropyl Propanoic Acid (3:3FTCA)	NA	NA	NA	NA	NA	ND		0.000983	-		-	ND		0.000995	ND		0.000986	ND		0.000973	ND		0.000985	ND		0.00097	-		-
2H,2H,3H,3H-Perfluorooctanoic Acid (5:3FTCA)	NA	NA	NA	NA	NA	ND		0.00492	-		-	ND		0.00498	ND		0.00493	ND		0.00486	ND		0.00493	ND		0.00485	-		-
3-Perfluoroheptyl Propanoic Acid (7:3FTCA)	NA	NA	NA	NA	NA	ND		0.00492	-		-	ND		0.00498	ND		0.00493	ND		0.00486	ND		0.00493	ND		0.00485	-		-
SVOCs																													
Acenaphthene	20	100	100	500	1000	ND		0.14	-		-	ND		0.14	ND		0.14	ND		0.14	ND		0.15	ND		0.15	-		-
1,2,4-Trichlorobenzene	NA	NA	NA	NA	NA	-		-	-		-	-		-	-		-	-		-	-		-	-		-	-		-

TABLE 3

Subsurface Soil Summary
Hope on Main - 954 Main Street
Brownfield Cleanup Program

					SAMPLE ID:	E1-01 2FT			E1-02 3FT			E2-01 1FT			E3-01			E4-01			E5-01			F1-01 1FT			F1-02 2FT		
					COLLECTION DATE:	8/10/2023			8/10/2023			8/10/2023			8/16/2023			8/16/2023			8/16/2023			8/11/2023			8/11/2023		
					SAMPLE DEPTH:	2			3			1			2			2			2			1			2		
					SAMPLE MATRIX:	SOIL			SOIL			SOIL			SOIL			SOIL			SOIL			SOIL			SOIL		
	NY-UNRES	NY-RESR	NY-RESRR	NY-RESC	NY-RESI																								
ANALYTE	(mg/kg)	(mg/kg)	(mg/kg)	(mg/kg)	(mg/kg)	Result	Flg	RL	Result	Flg	RL	Result	Flg	RL	Result	Flg	RL	Result	Flg	RL	Result	Flg	RL	Result	Flg	RL	Result	Flg	RL
Hexachlorobenzene	0.33	0.33	1.2	6	12	ND		0.11	-		-	ND		0.1	ND		0.11	ND		0.11	ND		0.11	ND		0.11	-		-
Bis(2-chloroethyl)ether	NA	NA	NA	NA	NA	ND		0.16	-		-	ND		0.16	ND		0.16	ND		0.16	ND		0.17	ND		0.17	-		-
2-Chloronaphthalene	NA	NA	NA	NA	NA	ND		0.18	-		-	ND		0.17	ND		0.18	ND		0.18	ND		0.18	ND		0.19	-		-
3,3'-Dichlorobenzidine	NA	NA	NA	NA	NA	ND		0.18	-		-	ND		0.17	ND		0.18	ND		0.18	ND		0.18	ND		0.19	-		-
2,4-Dinitrotoluene	NA	NA	NA	NA	NA	ND		0.18	-		-	ND		0.17	ND		0.18	ND		0.18	ND		0.18	ND		0.19	-		-
2,6-Dinitrotoluene	NA	NA	NA	NA	NA	ND		0.18	-		-	ND		0.17	ND		0.18	ND		0.18	ND		0.18	ND		0.19	-		-
Fluoranthene	100	100	100	500	1000	0.4		0.11	-		-	0.12		0.1	ND		0.11	0.028	J	0.11	0.028	J	0.11	ND		0.11	-		-
4-Chlorophenyl phenyl ether	NA	NA	NA	NA	NA	ND		0.18	-		-	ND		0.17	ND		0.18	ND		0.18	ND		0.18	ND		0.19	-		-
4-Bromophenyl phenyl ether	NA	NA	NA	NA	NA	ND		0.18	-		-	ND		0.17	ND		0.18	ND		0.18	ND		0.18	ND		0.19	-		-
Bis(2-chloroisopropyl)ether	NA	NA	NA	NA	NA	ND		0.22	-		-	ND		0.21	ND		0.21	ND		0.21	ND		0.22	ND		0.23	-		-
Bis(2-chloroethoxy)methane	NA	NA	NA	NA	NA	ND		0.19	-		-	ND		0.19	ND		0.19	ND		0.19	ND		0.2	ND		0.2	-		-
Hexachlorobutadiene	NA	NA	NA	NA	NA	ND		0.18	-		-	ND		0.17	ND		0.18	ND		0.18	ND		0.18	ND		0.19	-		-
Hexachlorocyclopentadiene	NA	NA	NA	NA	NA	ND		0.52	-		-	ND		0.49	ND		0.51	ND		0.51	ND		0.53	ND		0.54	-		-
Hexachloroethane	NA	NA	NA	NA	NA	ND		0.14	-		-	ND		0.14	ND		0.14	ND		0.14	ND		0.15	ND		0.15	-		-
Isophorone	NA	NA	NA	NA	NA	ND		0.16	-		-	ND		0.16	ND		0.16	ND		0.16	ND		0.17	ND		0.17	-		-
Naphthalene	12	100	100	500	1000	ND		0.18	-		-	ND		0.17	0.043	J	0.18	0.053	J	0.18	0.07	J	0.18	ND		0.19	-		-
Nitrobenzene	NA	NA	NA	NA	NA	ND		0.16	-		-	ND		0.16	ND		0.16	ND		0.16	ND		0.17	ND		0.17	-		-
NDPA/DPA	NA	NA	NA	NA	NA	ND		0.14	-		-	ND		0.14	ND		0.14	ND		0.14	ND		0.15	ND		0.15	-		-
n-Nitrosodi-n-propylamine	NA	NA	NA	NA	NA	ND		0.18	-		-	ND		0.17	ND		0.18	ND		0.18	ND		0.18	ND		0.19	-		-
Bis(2-ethylhexyl)phthalate	NA	NA	NA	NA	NA	ND		0.18	-		-	ND		0.17	ND		0.18	ND		0.18	ND		0.18	ND		0.19	-		-
Butyl benzyl phthalate	NA	NA	NA	NA	NA	ND		0.18	-		-	ND		0.17	ND		0.18	ND		0.18	0.057	J	0.18	ND		0.19	-		-
Di-n-butylphthalate	NA	NA	NA	NA	NA	ND		0.18	-		-	ND		0.17	ND		0.18	ND		0.18	ND		0.18	ND		0.19	-		-
Di-n-octylphthalate	NA	NA	NA	NA	NA	ND		0.18	-		-	ND		0.17	ND		0.18	ND		0.18	ND		0.18	ND		0.19	-		-
Diethyl phthalate	NA	NA	NA	NA	NA	ND		0.18	-		-	ND		0.17	ND		0.18	ND		0.18	ND		0.18	ND		0.19	-		-
Dimethyl phthalate	NA	NA	NA	NA	NA	ND		0.18	-		-	ND		0.17	ND		0.18	ND		0.18	ND		0.18	ND		0.19	-		-
Benzo(a)anthracene	1	1	1	5.6	11	0.12		0.11	-		-	0.036	J	0.1	ND		0.11	ND		0.11	ND		0.11	ND		0.11	-		-
Benzo(a)pyrene	1	1	1	1	1.1	0.11	J	0.14	-		-	ND		0.14	ND		0.14	ND		0.14	ND		0.15	ND		0.15	-		-
Benzo(b)fluoranthene	1	1	1	5.6	11	0.16		0.11	-		-	0.049	J	0.1	ND		0.11	ND		0.11	ND		0.11	ND		0.11	-		-
Benzo(k)fluoranthene	0.8	1	3.9	56	110	0.068	J	0.11	-		-	ND		0.1	ND		0.11	ND		0.11	ND		0.11	ND		0.11	-		-
Chrysene	1	1	3.9	56	110	0.16		0.11	-		-	0.048	J	0.1	ND		0.11	ND		0.11	ND		0.11	ND		0.11	-		-
Acenaphthylene	100	100	100	500	1000	ND		0.14	-		-	ND		0.14	ND		0.14	ND		0.14	ND		0.15	ND		0.15	-		-
Anthracene	100	100	100	500	1000	0.038	J	0.11	-		-	ND		0.1	ND		0.11	ND		0.11	ND		0.11	ND		0.11	-		-
Benzo(ghi)perylene	100	100	100	500	1000	0.059	J	0.14	-		-	0.027	J	0.14	ND		0.14	ND		0.14	ND		0.15	ND		0.15	-		-
Fluorene	30	100	100	500	1000	ND		0.18	-		-	ND		0.17	ND		0.18	ND		0.18	ND		0.18	ND		0.19	-		-
Phenanthrene	100	100	100	500	1000	0.22		0.11	-		-	0.096	J	0.1	ND		0.11	ND		0.11	ND		0.11	ND		0.11	-		-
Dibenzo(a,h)anthracene	0.33	0.33	0.33	0.56	1.1	ND		0.11	-		-	ND		0.1	ND		0.11	ND		0.11	ND		0.11	ND		0.11	-		-
Indeno(1,2,3-cd)pyrene	0.5	0.5	0.5	5.6	11	0.055	J	0.14	-		-	ND		0.14	ND		0.14	ND		0.14	ND		0.15	ND		0.15	-		-

TABLE 3

Subsurface Soil Summary
Hope on Main - 954 Main Street
Brownfield Cleanup Program

					SAMPLE ID:	E1-01 2FT			E1-02 3FT			E2-01 1FT			E3-01			E4-01			E5-01			F1-01 1FT			F1-02 2FT		
					COLLECTION DATE:	8/10/2023			8/10/2023			8/10/2023			8/16/2023			8/16/2023			8/16/2023			8/11/2023			8/11/2023		
					SAMPLE DEPTH:	2			3			1			2			2			2			1			2		
					SAMPLE MATRIX:	SOIL			SOIL			SOIL			SOIL			SOIL			SOIL			SOIL			SOIL		
	NY-UNRES	NY-RESR	NY-RESRR	NY-RESC	NY-RESI																								
ANALYTE	(mg/kg)	(mg/kg)	(mg/kg)	(mg/kg)	(mg/kg)	Result	Flg	RL	Result	Flg	RL	Result	Flg	RL	Result	Flg	RL	Result	Flg	RL	Result	Flg	RL	Result	Flg	RL	Result	Flg	RL
Pyrene	100	100	100	500	1000	0.29		0.11	-		-	0.092	J	0.1	ND		0.11	0.025	J	0.11	0.025	J	0.11	ND		0.11	-		-
Biphenyl	NA	NA	NA	NA	NA	ND		0.41	-		-	ND		0.39	ND		0.4	ND		0.41	ND		0.42	ND		0.43	-		-
4-Chloroaniline	NA	NA	NA	NA	NA	ND		0.18	-		-	ND		0.17	ND		0.18	ND		0.18	ND		0.18	ND		0.19	-		-
2-Nitroaniline	NA	NA	NA	NA	NA	ND		0.18	-		-	ND		0.17	ND		0.18	ND		0.18	ND		0.18	ND		0.19	-		-
3-Nitroaniline	NA	NA	NA	NA	NA	ND		0.18	-		-	ND		0.17	ND		0.18	ND		0.18	ND		0.18	ND		0.19	-		-
4-Nitroaniline	NA	NA	NA	NA	NA	ND		0.18	-		-	ND		0.17	ND		0.18	ND		0.18	ND		0.18	ND		0.19	-		-
Dibenzofuran	7	14	59	350	1000	ND		0.18	-		-	ND		0.17	ND		0.18	ND		0.18	ND		0.18	ND		0.19	-		-
2-Methylnaphthalene	NA	NA	NA	NA	NA	ND		0.22	-		-	ND		0.21	ND		0.21	ND		0.21	ND		0.22	ND		0.23	-		-
1,2,4,5-Tetrachlorobenzene	NA	NA	NA	NA	NA	ND		0.18	-		-	ND		0.17	ND		0.18	ND		0.18	ND		0.18	ND		0.19	-		-
Acetophenone	NA	NA	NA	NA	NA	ND		0.18	-		-	ND		0.17	ND		0.18	ND		0.18	ND		0.18	ND		0.19	-		-
2,4,6-Trichlorophenol	NA	NA	NA	NA	NA	ND		0.11	-		-	ND		0.1	ND		0.11	ND		0.11	ND		0.11	ND		0.11	-		-
p-Chloro-m-cresol	NA	NA	NA	NA	NA	ND		0.18	-		-	ND		0.17	ND		0.18	ND		0.18	ND		0.18	ND		0.19	-		-
2-Chlorophenol	NA	NA	NA	NA	NA	ND		0.18	-		-	ND		0.17	ND		0.18	ND		0.18	ND		0.18	ND		0.19	-		-
2,4-Dichlorophenol	NA	NA	NA	NA	NA	ND		0.16	-		-	ND		0.16	ND		0.16	ND		0.16	ND		0.17	ND		0.17	-		-
2,4-Dimethylphenol	NA	NA	NA	NA	NA	ND		0.18	-		-	ND		0.17	ND		0.18	ND		0.18	ND		0.18	ND		0.19	-		-
2-Nitrophenol	NA	NA	NA	NA	NA	ND		0.39	-		-	ND		0.37	ND		0.38	ND		0.38	ND		0.4	ND		0.41	-		-
4-Nitrophenol	NA	NA	NA	NA	NA	ND		0.25	-		-	ND		0.24	ND		0.25	ND		0.25	ND		0.26	ND		0.27	-		-
2,4-Dinitrophenol	NA	NA	NA	NA	NA	ND		0.86	-		-	ND		0.83	ND		0.85	ND		0.86	ND		0.89	ND		0.91	-		-
4,6-Dinitro-o-cresol	NA	NA	NA	NA	NA	ND		0.47	-		-	ND		0.45	ND		0.46	ND		0.46	ND		0.48	ND		0.49	-		-
Pentachlorophenol	0.8	2.4	6.7	6.7	55	ND		0.14	-		-	ND		0.14	ND		0.14	ND		0.14	ND		0.15	ND		0.15	-		-
Phenol	0.33	100	100	500	1000	ND		0.18	-		-	ND		0.17	ND		0.18	ND		0.18	ND		0.18	ND		0.19	-		-
2-Methylphenol	0.33	100	100	500	1000	ND		0.18	-		-	ND		0.17	ND		0.18	ND		0.18	ND		0.18	ND		0.19	-		-
3-Methylphenol/4-Methylphenol	0.33	34	100	500	1000	ND		0.26	-		-	ND		0.25	ND		0.26	ND		0.26	ND		0.27	ND		0.27	-		-
2,4,5-Trichlorophenol	NA	NA	NA	NA	NA	ND		0.18	-		-	ND		0.17	ND		0.18	ND		0.18	ND		0.18	ND		0.19	-		-
Carbazole	NA	NA	NA	NA	NA	0.035	J	0.18	-		-	ND		0.17	ND		0.18	ND		0.18	ND		0.18	ND		0.19	-		-
Atrazine	NA	NA	NA	NA	NA	ND		0.14	-		-	ND		0.14	ND		0.14	ND		0.14	ND		0.15	ND		0.15	-		-
Benzaldehyde	NA	NA	NA	NA	NA	ND		0.24	-		-	ND		0.23	ND		0.23	ND		0.24	ND		0.24	ND		0.25	-		-
Caprolactam	NA	NA	NA	NA	NA	ND		0.18	-		-	ND		0.17	ND		0.18	ND		0.18	ND		0.18	ND		0.19	-		-
2,3,4,6-Tetrachlorophenol	NA	NA	NA	NA	NA	ND		0.18	-		-	ND		0.17	ND		0.18	ND		0.18	ND		0.18	ND		0.19	-		-
1,4-Dioxane	0.1	9.8	13	130	250	ND		0.027	-		-	ND		0.026	ND		0.027	ND		0.027	ND		0.028	ND		0.028	-		-
HERBICIDES																													
2,4,5-TP (Silvex)	3.8	58	100	500	1000	ND		0.181	-		-	-		-	-		-	-		-	-		-	ND		0.192	-		-
PESTICIDES																													
Delta-BHC	0.04	100	100	500	1000	ND		0.00166	-		-	-		-	-		-	-		-	-		-	ND		0.0018	-		-
Lindane	0.1	0.28	1.3	9.2	23	ND		0.00069	-		-	-		-	-		-	-		-	-		-	ND		0.000752	-		-
Alpha-BHC	0.02	0.097	0.48	3.4	6.8	ND		0.00069	-		-	-		-	-		-	-		-	-		-	ND		0.000752	-		-
Beta-BHC	0.036	0.072	0.36	3	14	ND		0.00166	-		-	-		-	-		-	-		-	-		-	ND		0.0018	-		-

TABLE 3

Subsurface Soil Summary
Hope on Main - 954 Main Street
Brownfield Cleanup Program

					SAMPLE ID:	E1-01 2FT			E1-02 3FT			E2-01 1FT			E3-01			E4-01			E5-01			F1-01 1FT			F1-02 2FT		
					COLLECTION DATE:	8/10/2023			8/10/2023			8/10/2023			8/16/2023			8/16/2023			8/16/2023			8/11/2023			8/11/2023		
					SAMPLE DEPTH:	2			3			1			2			2			2			1			2		
					SAMPLE MATRIX:	SOIL			SOIL			SOIL			SOIL			SOIL			SOIL			SOIL			SOIL		
	NY-UNRES	NY-RESR	NY-RESRR	NY-RESC	NY-RESI																								
ANALYTE	(mg/kg)	(mg/kg)	(mg/kg)	(mg/kg)	(mg/kg)	Result	Flg	RL	Result	Flg	RL	Result	Flg	RL	Result	Flg	RL	Result	Flg	RL	Result	Flg	RL	Result	Flg	RL	Result	Flg	RL
Heptachlor	0.042	0.42	2.1	15	29	ND		0.000828	-		-	-		-	-		-	-		-	-		-	ND		0.000902	-		-
Aldrin	0.005	0.019	0.097	0.68	1.4	ND		0.00166	-		-	-		-	-		-	-		-	-		-	ND		0.0018	-		-
Heptachlor epoxide	NA	NA	NA	NA	NA	ND		0.0031	-		-	-		-	-		-	-		-	-		-	ND		0.00338	-		-
Endrin	0.014	2.2	11	89	410	ND		0.00069	-		-	-		-	-		-	-		-	-		-	ND		0.000752	-		-
Endrin aldehyde	NA	NA	NA	NA	NA	ND		0.00207	-		-	-		-	-		-	-		-	-		-	ND		0.00226	-		-
Endrin ketone	NA	NA	NA	NA	NA	ND		0.00166	-		-	-		-	-		-	-		-	-		-	ND		0.0018	-		-
Dieldrin	0.005	0.039	0.2	1.4	2.8	ND		0.00104	-		-	-		-	-		-	-		-	-		-	ND		0.00113	-		-
4,4'-DDE	0.0033	1.8	8.9	62	120	ND		0.00166	-		-	-		-	-		-	-		-	-		-	ND		0.0018	-		-
4,4'-DDD	0.0033	2.6	13	92	180	ND		0.00166	-		-	-		-	-		-	-		-	-		-	ND		0.0018	-		-
4,4'-DDT	0.0033	1.7	7.9	47	94	ND		0.00166	-		-	-		-	-		-	-		-	-		-	ND		0.0018	-		-
Endosulfan I	2.4	4.8	24	200	920	ND		0.00166	-		-	-		-	-		-	-		-	-		-	ND		0.0018	-		-
Endosulfan II	2.4	4.8	24	200	920	ND		0.00166	-		-	-		-	-		-	-		-	-		-	ND		0.0018	-		-
Endosulfan sulfate	2.4	4.8	24	200	920	ND		0.00069	-		-	-		-	-		-	-		-	-		-	ND		0.000752	-		-
Methoxychlor	NA	NA	NA	NA	NA	ND		0.0031	-		-	-		-	-		-	-		-	-		-	ND		0.00338	-		-
Toxaphene	NA	NA	NA	NA	NA	ND		0.031	-		-	-		-	-		-	-		-	-		-	ND		0.0338	-		-
cis-Chlordane	0.094	0.91	4.2	24	47	ND		0.00207	-		-	-		-	-		-	-		-	-		-	ND		0.00226	-		-
trans-Chlordane	NA	NA	NA	NA	NA	ND		0.00207	-		-	-		-	-		-	-		-	-		-	ND		0.00226	-		-
Chlordane	NA	NA	NA	NA	NA	ND		0.0138	-		-	-		-	-		-	-		-	-		-	ND		0.015	-		-
POLYCHLORINATED BIPHENYLS																													
Aroclor 1016	0.1	1	1	1	25	ND		0.0518	-		-	-		-	-		-	-		-	-		-	ND		0.053	-		-
Aroclor 1221	0.1	1	1	1	25	ND		0.0518	-		-	-		-	-		-	-		-	-		-	ND		0.053	-		-
Aroclor 1232	0.1	1	1	1	25	ND		0.0518	-		-	-		-	-		-	-		-	-		-	ND		0.053	-		-
Aroclor 1242	0.1	1	1	1	25	ND		0.0518	-		-	-		-	-		-	-		-	-		-	ND		0.053	-		-
Aroclor 1248	0.1	1	1	1	25	ND		0.0518	-		-	-		-	-		-	-		-	-		-	ND		0.053	-		-
Aroclor 1254	0.1	1	1	1	25	ND		0.0518	-		-	-		-	-		-	-		-	-		-	ND		0.053	-		-
Aroclor 1260	0.1	1	1	1	25	ND		0.0518	-		-	-		-	-		-	-		-	-		-	ND		0.053	-		-
Aroclor 1262	0.1	1	1	1	25	ND		0.0518	-		-	-		-	-		-	-		-	-		-	ND		0.053	-		-
Aroclor 1268	0.1	1	1	1	25	ND		0.0518	-		-	-		-	-		-	-		-	-		-	ND		0.053	-		-
PCBs, Total	0.1	1	1	1	25	ND		0.0518	-		-	-		-	-		-	-		-	-		-	ND		0.053	-		-
METALS																													
Aluminum, Total	NA	NA	NA	NA	NA	4480		8.54	-		-	3820		8.23	6210		8.19	4010		8.46	6440		8.92	5990		8.98	-		-
Antimony, Total	NA	NA	NA	NA	NA	ND		4.27	-		-	ND		4.11	0.645	J	4.1	0.737	J	4.23	1.06	J	4.46	ND		4.49	-		-
Arsenic, Total	13	16	16	16	16	4.67		0.854	-		-	1.91		0.823	1.98		0.819	2.87		0.846	3.41		0.892	3.1		0.898	-		-
Barium, Total	350	350	400	400	10000	84.3		0.854	-		-	13.9		0.823	37.1		0.819	26		0.846	42.5		0.892	42		0.898	-		-
Beryllium, Total	7.2	14	72	590	2700	0.201	J	0.427	-		-	0.171	J	0.411	0.363	J	0.41	0.242	J	0.423	0.34	J	0.446	0.287	J	0.449	-		-
Cadmium, Total	2.5	2.5	4.3	9.3	60	0.347	J	0.854	-		-	0.232	J	0.823	0.118	J	0.819	0.223	J	0.846	0.161	J	0.892	0.236	J	0.898	-		-
Calcium, Total	NA	NA	NA	NA	NA	34500		8.54	-		-	1400		8.23	1800		8.19	11800		8.46	43600		8.92	10900		8.98	-		-
Chromium, Total	NA	NA	NA	NA	NA	7.58		0.854	-		-	4.77		0.823	8.51		0.819	6.12		0.846	9.35		0.892	9.45		0.898	-		-
Cobalt, Total	NA	NA	NA	NA	NA	3.3		1.71	-		-	2.11		1.64	3.95		1.64	2.86		1.69	4.76		1.78	3.95		1.8	-		-

TABLE 3

Subsurface Soil Summary
Hope on Main - 954 Main Street
Brownfield Cleanup Program

					SAMPLE ID:	E1-01 2FT			E1-02 3FT			E2-01 1FT			E3-01			E4-01			E5-01			F1-01 1FT			F1-02 2FT		
					COLLECTION DATE:	8/10/2023			8/10/2023			8/10/2023			8/16/2023			8/16/2023			8/16/2023			8/11/2023			8/11/2023		
					SAMPLE DEPTH:	2			3			1			2			2			2			1			2		
					SAMPLE MATRIX:	SOIL			SOIL			SOIL			SOIL			SOIL			SOIL			SOIL			SOIL		
	NY-UNRES	NY-RESR	NY-RESRR	NY-RESC	NY-RESI																								
ANALYTE	(mg/kg)	(mg/kg)	(mg/kg)	(mg/kg)	(mg/kg)	Result	Flg	RL	Result	Flg	RL	Result	Flg	RL	Result	Flg	RL	Result	Flg	RL	Result	Flg	RL	Result	Flg	RL	Result	Flg	RL
Copper, Total	50	270	270	270	10000	12.8		0.854	-		-	10.5		0.823	11.1		0.819	10.2		0.846	10.9		0.892	10.7		0.898	-		-
Iron, Total	NA	NA	NA	NA	NA	8700		4.27	-		-	7370		4.11	12100		4.1	9180		4.23	12000		4.46	10900		4.49	-		-
Lead, Total	63	400	400	1000	3900	**229**		4.27	9.21		2.38	11.3		4.11	12.4		4.1	60.6		4.23	31.2		4.46	**65.9**		4.49	20.8		2.24
Magnesium, Total	NA	NA	NA	NA	NA	9600		8.54	-		-	1080		8.23	1880		8.19	6280		8.46	17900		8.92	5380		8.98	-		-
Manganese, Total	1600	2000	2000	10000	10000	292		0.854	-		-	261		0.823	355		0.819	246		0.846	310		0.892	389		0.898	-		-
Mercury, Total	0.18	0.81	0.81	2.8	5.7	0.073		0.069	-		-	ND		0.067	ND		0.077	0.07	J	0.076	0.145		0.077	**0.687**		0.091	ND		0.084
Nickel, Total	30	140	310	310	10000	6.95		2.13	-		-	5.43		2.06	6.55		2.05	4.65		2.11	7.59		2.23	8.99		2.24	-		-
Potassium, Total	NA	NA	NA	NA	NA	495		213	-		-	340		206	587		205	344		211	726		223	742		224	-		-
Selenium, Total	3.9	36	180	1500	6800	ND		1.71	-		-	0.453	J	1.64	ND		1.64	ND		1.69	ND		1.78	ND		1.8	-		-
Silver, Total	2	36	180	1500	6800	ND		0.427	-		-	ND		0.411	ND		0.41	ND		0.423	ND		0.446	ND		0.449	-		-
Sodium, Total	NA	NA	NA	NA	NA	438		171	-		-	192		164	155	J	164	104	J	169	148	J	178	424		180	-		-
Thallium, Total	NA	NA	NA	NA	NA	0.575	J	1.71	-		-	0.565	J	1.64	ND		1.64	ND		1.69	ND		1.78	ND		1.8	-		-
Vanadium, Total	NA	NA	NA	NA	NA	11		0.854	-		-	8.93		0.823	15.4		0.819	12.4		0.846	15.4		0.892	15.3		0.898	-		-
Zinc, Total	109	2200	10000	10000	10000	**143**		4.27	66.7		2.38	108		4.11	84.4		4.1	97.7		4.23	69.6		4.46	108		4.49	-		-
GENERAL CHEMISTRY																													
Solids, Total	NA	NA	NA	NA	NA	91.3		0.1	81.1		0.1	94.8		0.1	93.6		0.1	92.6		0.1	89.5		0.1	86.5		0.1	86.1		0.1
Cyanide, Total	27	27	27	27	10000	ND		1	-		-	ND		1	ND		1	ND		1	ND		1	ND		1.1	-		-
Chromium, Hexavalent	1	22	110	400	800	ND		0.876	-		-	-		-	-		-	-		-	-		-	ND		0.925	-		-

TABLE 3

Subsurface Soil Summary
Hope on Main - 954 Main Street
Brownfield Cleanup Program

					SAMPLE ID:	F1-04 15FT			F2-00 1FT			F2-01 2FT			F2-04 15FT			F3-00-1FT			F3-01 2FT			DUP-C		
					COLLECTION DATE:	8/11/2023			8/11/2023			8/11/2023			8/11/2023			8/11/2023			8/11/2023			8/11/2023		
					SAMPLE DEPTH:	15			1			2			15			1			2			2		
					SAMPLE MATRIX:	SOIL			SOIL			SOIL			SOIL			SOIL			SOIL			SOIL		
	NY-UNRES	NY-RESR	NY-RESRR	NY-RESC	NY-RESI																					
ANALYTE	(mg/kg)	(mg/kg)	(mg/kg)	(mg/kg)	(mg/kg)	Result	Flg	RL	Result	Flg	RL	Result	Flg	RL	Result	Flg	RL	Result	Flg	RL	Result	Flg	RL	Result	Flg	RL
VOCs																										
Methylene chloride	0.05	51	100	500	1000	ND		0.004	ND		0.0056	ND		0.0082	ND		0.0051	ND		0.0045	ND		0.0049	ND		0.0059
1,1-Dichloroethane	0.27	19	26	240	480	ND		0.00081	ND		0.0011	ND		0.0016	ND		0.001	ND		0.00089	ND		0.00099	ND		0.0012
Chloroform	0.37	10	49	350	700	ND		0.0012	ND		0.0017	ND		0.0024	ND		0.0015	ND		0.0013	ND		0.0015	ND		0.0018
Carbon tetrachloride	0.76	1.4	2.4	22	44	ND		0.00081	ND		0.0011	ND		0.0016	ND		0.001	ND		0.00089	ND		0.00099	ND		0.0012
1,2-Dichloropropane	NA	NA	NA	NA	NA	ND		0.00081	ND		0.0011	ND		0.0016	ND		0.001	ND		0.00089	ND		0.00099	ND		0.0012
Dibromochloromethane	NA	NA	NA	NA	NA	ND		0.00081	ND		0.0011	ND		0.0016	ND		0.001	ND		0.00089	ND		0.00099	ND		0.0012
1,1,2-Trichloroethane	NA	NA	NA	NA	NA	ND		0.00081	ND		0.0011	ND		0.0016	ND		0.001	ND		0.00089	ND		0.00099	ND		0.0012
Tetrachloroethene	1.3	5.5	19	150	300	ND		0.0004	ND		0.00056	ND		0.00082	ND		0.00051	ND		0.00045	ND		0.00049	ND		0.00059
Chlorobenzene	1.1	100	100	500	1000	ND		0.0004	ND		0.00056	ND		0.00082	ND		0.00051	ND		0.00045	ND		0.00049	ND		0.00059
Trichlorofluoromethane	NA	NA	NA	NA	NA	ND		0.0032	ND		0.0045	ND		0.0065	ND		0.0041	ND		0.0036	ND		0.004	ND		0.0047
1,2-Dichloroethane	0.02	2.3	3.1	30	60	ND		0.00081	ND		0.0011	ND		0.0016	ND		0.001	ND		0.00089	ND		0.00099	ND		0.0012
1,1,1-Trichloroethane	0.68	100	100	500	1000	ND		0.0004	ND		0.00056	ND		0.00082	ND		0.00051	ND		0.00045	ND		0.00049	ND		0.00059
Bromodichloromethane	NA	NA	NA	NA	NA	ND		0.0004	ND		0.00056	ND		0.00082	ND		0.00051	ND		0.00045	ND		0.00049	ND		0.00059
trans-1,3-Dichloropropene	NA	NA	NA	NA	NA	ND		0.00081	ND		0.0011	ND		0.0016	ND		0.001	ND		0.00089	ND		0.00099	ND		0.0012
cis-1,3-Dichloropropene	NA	NA	NA	NA	NA	ND		0.0004	ND		0.00056	ND		0.00082	ND		0.00051	ND		0.00045	ND		0.00049	ND		0.00059
Bromoform	NA	NA	NA	NA	NA	ND		0.0032	ND		0.0045	ND		0.0065	ND		0.0041	ND		0.0036	ND		0.004	ND		0.0047
1,1,2,2-Tetrachloroethane	NA	NA	NA	NA	NA	ND		0.0004	ND		0.00056	ND		0.00082	ND		0.00051	ND		0.00045	ND		0.00049	ND		0.00059
Benzene	0.06	2.9	4.8	44	89	0.00021	J	0.0004	ND		0.00056	ND		0.00082	ND		0.00051	ND		0.00045	ND		0.00049	ND		0.00059
Toluene	0.7	100	100	500	1000	ND		0.00081	ND		0.0011	ND		0.0016	ND		0.001	ND		0.00089	ND		0.00099	ND		0.0012
Ethylbenzene	1	30	41	390	780	ND		0.00081	ND		0.0011	ND		0.0016	ND		0.001	ND		0.00089	ND		0.00099	ND		0.0012
Chloromethane	NA	NA	NA	NA	NA	ND		0.0032	ND		0.0045	ND		0.0065	ND		0.0041	ND		0.0036	ND		0.004	ND		0.0047
Bromomethane	NA	NA	NA	NA	NA	ND		0.0016	ND		0.0023	ND		0.0033	ND		0.002	ND		0.0018	ND		0.002	ND		0.0023
Vinyl chloride	0.02	0.21	0.9	13	27	ND		0.00081	ND		0.0011	ND		0.0016	ND		0.001	ND		0.00089	ND		0.00099	ND		0.0012
Chloroethane	NA	NA	NA	NA	NA	ND		0.0016	ND		0.0023	ND		0.0033	ND		0.002	ND		0.0018	ND		0.002	ND		0.0023
1,1-Dichloroethene	0.33	100	100	500	1000	ND		0.00081	ND		0.0011	ND		0.0016	ND		0.001	ND		0.00089	ND		0.00099	ND		0.0012
trans-1,2-Dichloroethene	0.19	100	100	500	1000	ND		0.0012	ND		0.0017	ND		0.0024	ND		0.0015	ND		0.0013	ND		0.0015	ND		0.0018
Trichloroethene	0.47	10	21	200	400	ND		0.0004	ND		0.00056	ND		0.00082	ND		0.00051	ND		0.00045	ND		0.00049	ND		0.00059
1,2-Dichlorobenzene	1.1	100	100	500	1000	ND		0.0016	ND		0.0023	ND		0.0033	ND		0.002	ND		0.0018	ND		0.002	ND		0.0023
1,3-Dichlorobenzene	2.4	17	49	280	560	ND		0.0016	ND		0.0023	ND		0.0033	ND		0.002	ND		0.0018	ND		0.002	ND		0.0023
1,4-Dichlorobenzene	1.8	9.8	13	130	250	ND		0.0016	ND		0.0023	ND		0.0033	ND		0.002	ND		0.0018	0.00036	J	0.002	ND		0.0023
Methyl tert butyl ether	0.93	62	100	500	1000	ND		0.0016	ND		0.0023	ND		0.0033	ND		0.002	ND		0.0018	ND		0.002	ND		0.0023
p/m-Xylene	NA	NA	NA	NA	NA	ND		0.0016	ND		0.0023	ND		0.0033	0.00057	J	0.002	ND		0.0018	ND		0.002	ND		0.0023
o-Xylene	NA	NA	NA	NA	NA	ND		0.00081	ND		0.0011	ND		0.0016	ND		0.001	ND		0.00089	ND		0.00099	ND		0.0012
cis-1,2-Dichloroethene	0.25	59	100	500	1000	ND		0.00081	ND		0.0011	ND		0.0016	ND		0.001	ND		0.00089	ND		0.00099	ND		0.0012
Styrene	NA	NA	NA	NA	NA	ND		0.00081	ND		0.0011	ND		0.0016	ND		0.001	ND		0.00089	ND		0.00099	ND		0.0012
Dichlorodifluoromethane	NA	NA	NA	NA	NA	ND		0.0081	ND		0.011	ND		0.016	ND		0.01	ND		0.0089	ND		0.0099	ND		0.012

TABLE 3

Subsurface Soil Summary
Hope on Main - 954 Main Street
Brownfield Cleanup Program

					SAMPLE ID:	F1-04 15FT			F2-00 1FT			F2-01 2FT			F2-04 15FT			F3-00-1FT			F3-01 2FT			DUP-C		
					COLLECTION DATE:	8/11/2023			8/11/2023			8/11/2023			8/11/2023			8/11/2023			8/11/2023			8/11/2023		
					SAMPLE DEPTH:	15			1			2			15			1			2			2		
					SAMPLE MATRIX:	SOIL			SOIL			SOIL			SOIL			SOIL			SOIL			SOIL		
	NY-UNRES	NY-RESR	NY-RESRR	NY-RESC	NY-RESI																					
ANALYTE	(mg/kg)	(mg/kg)	(mg/kg)	(mg/kg)	(mg/kg)	Result	Flg	RL	Result	Flg	RL	Result	Flg	RL	Result	Flg	RL	Result	Flg	RL	Result	Flg	RL	Result	Flg	RL
Acetone	0.05	100	100	500	1000	ND		0.0081	ND		0.011	ND		0.016	0.0089	J	0.01	ND		0.0089	ND		0.0099	ND		0.012
Carbon disulfide	NA	NA	NA	NA	NA	ND		0.0081	ND		0.011	ND		0.016	ND		0.01	ND		0.0089	ND		0.0099	ND		0.012
2-Butanone	0.12	100	100	500	1000	ND		0.0081	ND		0.011	ND		0.016	ND		0.01	ND		0.0089	ND		0.0099	ND		0.012
4-Methyl-2-pentanone	NA	NA	NA	NA	NA	ND		0.0081	ND		0.011	ND		0.016	ND		0.01	ND		0.0089	ND		0.0099	ND		0.012
2-Hexanone	NA	NA	NA	NA	NA	ND		0.0081	ND		0.011	ND		0.016	ND		0.01	ND		0.0089	ND		0.0099	ND		0.012
1,2-Dibromoethane	NA	NA	NA	NA	NA	ND		0.00081	ND		0.0011	ND		0.0016	ND		0.001	ND		0.00089	ND		0.00099	ND		0.0012
n-Butylbenzene	12	100	100	500	1000	ND		0.00081	ND		0.0011	ND		0.0016	ND		0.001	ND		0.00089	ND		0.00099	ND		0.0012
sec-Butylbenzene	11	100	100	500	1000	ND		0.00081	ND		0.0011	ND		0.0016	ND		0.001	ND		0.00089	ND		0.00099	ND		0.0012
tert-Butylbenzene	5.9	100	100	500	1000	ND		0.0016	ND		0.0023	ND		0.0033	ND		0.002	ND		0.0018	ND		0.002	ND		0.0023
1,2-Dibromo-3-chloropropane	NA	NA	NA	NA	NA	ND		0.0024	ND		0.0034	ND		0.0049	ND		0.0031	ND		0.0027	ND		0.003	ND		0.0035
Isopropylbenzene	NA	NA	NA	NA	NA	ND		0.00081	ND		0.0011	ND		0.0016	ND		0.001	ND		0.00089	ND		0.00099	ND		0.0012
p-Isopropyltoluene	NA	NA	NA	NA	NA	ND		0.00081	ND		0.0011	ND		0.0016	ND		0.001	ND		0.00089	ND		0.00099	ND		0.0012
Naphthalene	12	100	100	500	1000	ND		0.0032	ND		0.0045	ND		0.0065	ND		0.0041	ND		0.0036	ND		0.004	ND		0.0047
n-Propylbenzene	3.9	100	100	500	1000	ND		0.00081	ND		0.0011	ND		0.0016	ND		0.001	ND		0.00089	ND		0.00099	ND		0.0012
1,2,4-Trichlorobenzene	NA	NA	NA	NA	NA	ND		0.0016	ND		0.0023	ND		0.0033	ND		0.002	ND		0.0018	ND		0.002	ND		0.0023
1,3,5-Trimethylbenzene	8.4	47	52	190	380	ND		0.0016	ND		0.0023	ND		0.0033	ND		0.002	ND		0.0018	ND		0.002	ND		0.0023
1,2,4-Trimethylbenzene	3.6	47	52	190	380	ND		0.0016	ND		0.0023	ND		0.0033	ND		0.002	ND		0.0018	ND		0.002	ND		0.0023
Methyl Acetate	NA	NA	NA	NA	NA	ND		0.0032	ND		0.0045	ND		0.0065	ND		0.0041	ND		0.0036	ND		0.004	ND		0.0047
Cyclohexane	NA	NA	NA	NA	NA	ND		0.0081	ND		0.011	ND		0.016	ND		0.01	ND		0.0089	ND		0.0099	ND		0.012
Freon-113	NA	NA	NA	NA	NA	ND		0.0032	ND		0.0045	ND		0.0065	ND		0.0041	ND		0.0036	ND		0.004	ND		0.0047
Methyl cyclohexane	NA	NA	NA	NA	NA	ND		0.0032	ND		0.0045	ND		0.0065	ND		0.0041	ND		0.0036	ND		0.004	ND		0.0047
PERFLUORINATED ALKYL ACIDS																										
Perfluorobutanoic Acid (PFBA)	NA	NA	NA	NA	NA	0.000397	J	0.000801	ND		0.00078	ND		0.000788	0.0004	J	0.000791	ND		0.000785	ND		0.000771	ND		0.000783
Perfluoropentanoic Acid (PFPeA)	NA	NA	NA	NA	NA	ND		0.000401	ND		0.00039	ND		0.000394	ND		0.000396	ND		0.000393	ND		0.000385	ND		0.000392
Perfluorobutanesulfonic Acid (PFBS)	NA	NA	NA	NA	NA	ND		0.0002	ND		0.000195	ND		0.000197	ND		0.000198	ND		0.000196	ND		0.000193	ND		0.000196
1H,1H,2H,2H-Perfluorohexanesulfonic Acid (4:2FTS)	NA	NA	NA	NA	NA	ND		0.000801	ND		0.00078	ND		0.000788	ND		0.000791	ND		0.000785	ND		0.000771	ND		0.000783
Perfluorohexanoic Acid (PFHxA)	NA	NA	NA	NA	NA	ND		0.0002	0.000062	J	0.000195	ND		0.000197	ND		0.000198	ND		0.000196	ND		0.000193	ND		0.000196
Perfluoropentanesulfonic Acid (PFPeS)	NA	NA	NA	NA	NA	ND		0.0002	ND		0.000195	ND		0.000197	ND		0.000198	ND		0.000196	ND		0.000193	ND		0.000196
Perfluoroheptanoic Acid (PFHpA)	NA	NA	NA	NA	NA	ND		0.0002	ND		0.000195	ND		0.000197	ND		0.000198	ND		0.000196	ND		0.000193	ND		0.000196
Perfluorohexanesulfonic Acid (PFHxS)	NA	NA	NA	NA	NA	ND		0.0002	ND		0.000195	ND		0.000197	ND		0.000198	ND		0.000196	ND		0.000193	ND		0.000196
Perfluorooctanoic Acid (PFOA)	0.00066	0.0066	0.033	0.5	0.6	ND		0.0002	0.000062	J	0.000195	ND		0.000197	ND		0.000198	ND		0.000196	ND		0.000193	ND		0.000196
1H,1H,2H,2H-Perfluorooctanesulfonic Acid (6:2FTS)	NA	NA	NA	NA	NA	ND		0.000801	ND		0.00078	ND		0.000788	ND		0.000791	ND		0.000785	ND		0.000771	ND		0.000783
Perfluoroheptanesulfonic Acid (PFHpS)	NA	NA	NA	NA	NA	ND		0.0002	ND		0.000195	ND		0.000197	ND		0.000198	ND		0.000196	ND		0.000193	ND		0.000196
Perfluorononanoic Acid (PFNA)	NA	NA	NA	NA	NA	ND		0.0002	ND		0.000195	ND		0.000197	ND		0.000198	ND		0.000196	ND		0.000193	ND		0.000196
Perfluorooctanesulfonic Acid (PFOS)	0.00088	0.0088	0.044	0.44	0.44	ND		0.0002	ND		0.000195	ND		0.000197	ND		0.000198	0.000173	J	0.000196	ND		0.000193	ND		0.000196
Perfluorodecanoic Acid (PFDA)	NA	NA	NA	NA	NA	ND		0.0002	ND		0.000195	ND		0.000197	ND		0.000198	ND		0.000196	ND		0.000193	ND		0.000196

TABLE 3

Subsurface Soil Summary
Hope on Main - 954 Main Street
Brownfield Cleanup Program

					SAMPLE ID:	F1-04 15FT			F2-00 1FT			F2-01 2FT			F2-04 15FT			F3-00-1FT			F3-01 2FT			DUP-C		
					COLLECTION DATE:	8/11/2023			8/11/2023			8/11/2023			8/11/2023			8/11/2023			8/11/2023			8/11/2023		
					SAMPLE DEPTH:	15			1			2			15			1			2			2		
					SAMPLE MATRIX:	SOIL			SOIL			SOIL			SOIL			SOIL			SOIL			SOIL		
	NY-UNRES	NY-RESR	NY-RESRR	NY-RESC	NY-RESI																					
ANALYTE	(mg/kg)	(mg/kg)	(mg/kg)	(mg/kg)	(mg/kg)	Result	Flg	RL	Result	Flg	RL	Result	Flg	RL	Result	Flg	RL	Result	Flg	RL	Result	Flg	RL	Result	Flg	RL
1H,1H,2H,2H-Perfluorodecanesulfonic Acid (8:2FTS)	NA	NA	NA	NA	NA	ND		0.000801	ND		0.00078	ND		0.000788	ND		0.000791	ND		0.000785	ND		0.000771	ND		0.000783
Perfluorononanesulfonic Acid (PFNS)	NA	NA	NA	NA	NA	ND		0.0002	ND		0.000195	ND		0.000197	ND		0.000198	ND		0.000196	ND		0.000193	ND		0.000196
N-Methyl Perfluorooctanesulfonamidoacetic Acid (NMeFOSAA)	NA	NA	NA	NA	NA	ND		0.0002	ND		0.000195	ND		0.000197	ND		0.000198	ND		0.000196	ND		0.000193	ND		0.000196
Perfluoroundecanoic Acid (PFUnA)	NA	NA	NA	NA	NA	ND		0.0002	ND		0.000195	ND		0.000197	ND		0.000198	ND		0.000196	ND		0.000193	ND		0.000196
Perfluorodecanesulfonic Acid (PFDS)	NA	NA	NA	NA	NA	ND		0.0002	ND		0.000195	ND		0.000197	ND		0.000198	ND		0.000196	ND		0.000193	ND		0.000196
Perfluorooctanesulfonamide (PFOSA)	NA	NA	NA	NA	NA	ND		0.0002	ND		0.000195	ND		0.000197	ND		0.000198	ND		0.000196	ND		0.000193	ND		0.000196
N-Ethyl Perfluorooctanesulfonamidoacetic Acid (NEtFOSAA)	NA	NA	NA	NA	NA	ND		0.0002	ND		0.000195	ND		0.000197	ND		0.000198	ND		0.000196	ND		0.000193	ND		0.000196
Perfluorododecanoic Acid (PFDoA)	NA	NA	NA	NA	NA	ND		0.0002	ND		0.000195	ND		0.000197	ND		0.000198	ND		0.000196	ND		0.000193	ND		0.000196
Perfluorotridecanoic Acid (PFTrDA)	NA	NA	NA	NA	NA	ND		0.0002	ND		0.000195	ND		0.000197	ND		0.000198	ND		0.000196	ND		0.000193	ND		0.000196
Perfluorotetradecanoic Acid (PFTeDA)	NA	NA	NA	NA	NA	ND		0.0002	ND		0.000195	ND		0.000197	ND		0.000198	ND		0.000196	ND		0.000193	ND		0.000196
Hexafluoropropylene Oxide Dimer Acid (HFPO-DA)	NA	NA	NA	NA	NA	ND		0.000801	ND		0.00078	ND		0.000788	ND		0.000791	ND		0.000785	ND		0.000771	ND		0.000783
4,8-Dioxa-3h-Perfluorononanoic Acid (ADONA)	NA	NA	NA	NA	NA	ND		0.000801	ND		0.00078	ND		0.000788	ND		0.000791	ND		0.000785	ND		0.000771	ND		0.000783
Perfluorododecanesulfonic Acid (PFDoS)	NA	NA	NA	NA	NA	ND		0.0002	ND		0.000195	ND		0.000197	ND		0.000198	ND		0.000196	ND		0.000193	ND		0.000196
9-Chlorohexadecafluoro-3-Oxanone-1-Sulfonic Acid (9Cl-PF3ONS)	NA	NA	NA	NA	NA	ND		0.000801	ND		0.00078	ND		0.000788	ND		0.000791	ND		0.000785	ND		0.000771	ND		0.000783
11-Chloroeicosafluoro-3-Oxaundecane-1-Sulfonic Acid (11Cl-PF3OUdS)	NA	NA	NA	NA	NA	ND		0.000801	ND		0.00078	ND		0.000788	ND		0.000791	ND		0.000785	ND		0.000771	ND		0.000783
N-Methyl Perfluorooctane Sulfonamide (NMeFOSA)	NA	NA	NA	NA	NA	ND		0.0002	ND		0.000195	ND		0.000197	ND		0.000198	ND		0.000196	ND		0.000193	ND		0.000196
N-Ethyl Perfluorooctane Sulfonamide (NEtFOSA)	NA	NA	NA	NA	NA	ND		0.0002	ND		0.000195	ND		0.000197	ND		0.000198	ND		0.000196	ND		0.000193	ND		0.000196
N-Methyl Perfluorooctanesulfonamido Ethanol (NMeFOSE)	NA	NA	NA	NA	NA	ND		0.002	ND		0.00195	ND		0.00197	ND		0.00198	ND		0.00196	ND		0.00193	ND		0.00196
N-Ethyl Perfluorooctanesulfonamido Ethanol (NEtFOSE)	NA	NA	NA	NA	NA	ND		0.002	ND		0.00195	ND		0.00197	ND		0.00198	ND		0.00196	ND		0.00193	ND		0.00196
Perfluoro-3-Methoxypropanoic Acid (PFMPA)	NA	NA	NA	NA	NA	ND		0.000401	ND		0.00039	ND		0.000394	ND		0.000396	ND		0.000393	ND		0.000385	ND		0.000392
Perfluoro-4-Methoxybutanoic Acid (PFMBA)	NA	NA	NA	NA	NA	ND		0.000401	ND		0.00039	ND		0.000394	ND		0.000396	ND		0.000393	ND		0.000385	ND		0.000392
Perfluoro(2-Ethoxyethane)Sulfonic Acid (PFEESA)	NA	NA	NA	NA	NA	ND		0.000401	ND		0.00039	ND		0.000394	ND		0.000396	ND		0.000393	ND		0.000385	ND		0.000392
Nonafluoro-3,6-Dioxaheptanoic Acid (NFDHA)	NA	NA	NA	NA	NA	ND		0.000401	ND		0.00039	ND		0.000394	ND		0.000396	ND		0.000393	ND		0.000385	ND		0.000392
3-Perfluoropropyl Propanoic Acid (3:3FTCA)	NA	NA	NA	NA	NA	ND		0.001	ND		0.000975	ND		0.000986	ND		0.000989	ND		0.000982	ND		0.000963	ND		0.000979
2H,2H,3H,3H-Perfluorooctanoic Acid (5:3FTCA)	NA	NA	NA	NA	NA	ND		0.00501	ND		0.00488	ND		0.00493	ND		0.00494	ND		0.00491	ND		0.00482	ND		0.00489
3-Perfluoroheptyl Propanoic Acid (7:3FTCA)	NA	NA	NA	NA	NA	ND		0.00501	ND		0.00488	ND		0.00493	ND		0.00494	ND		0.00491	ND		0.00482	ND		0.00489
SVOCs																										
Acenaphthene	20	100	100	500	1000	ND		0.14	0.23	J	0.72	ND		0.15	ND		0.14	ND		0.14	ND		0.14	ND		0.15
1,2,4-Trichlorobenzene	NA	NA	NA	NA	NA	-		-	-		-	-		-	-		-	-		-	-		-	-		-

TABLE 3

Subsurface Soil Summary
Hope on Main - 954 Main Street
Brownfield Cleanup Program

					SAMPLE ID:	F1-04 15FT			F2-00 1FT			F2-01 2FT			F2-04 15FT			F3-00-1FT			F3-01 2FT			DUP-C		
					COLLECTION DATE:	8/11/2023			8/11/2023			8/11/2023			8/11/2023			8/11/2023			8/11/2023			8/11/2023		
					SAMPLE DEPTH:	15			1			2			15			1			2			2		
					SAMPLE MATRIX:	SOIL			SOIL			SOIL			SOIL			SOIL			SOIL			SOIL		
	NY-UNRES	NY-RESR	NY-RESRR	NY-RESC	NY-RESI																					
ANALYTE	(mg/kg)	(mg/kg)	(mg/kg)	(mg/kg)	(mg/kg)	Result	Flg	RL	Result	Flg	RL	Result	Flg	RL	Result	Flg	RL	Result	Flg	RL	Result	Flg	RL	Result	Flg	RL
Hexachlorobenzene	0.33	0.33	1.2	6	12	ND		0.11	ND		0.54	ND		0.11	ND		0.11	ND		0.11	ND		0.11	ND		0.11
Bis(2-chloroethyl)ether	NA	NA	NA	NA	NA	ND		0.16	ND		0.82	ND		0.17	ND		0.16	ND		0.16	ND		0.16	ND		0.17
2-Chloronaphthalene	NA	NA	NA	NA	NA	ND		0.18	ND		0.9	ND		0.19	ND		0.18	ND		0.18	ND		0.18	ND		0.19
3,3'-Dichlorobenzidine	NA	NA	NA	NA	NA	ND		0.18	ND		0.9	ND		0.19	ND		0.18	ND		0.18	ND		0.18	ND		0.19
2,4-Dinitrotoluene	NA	NA	NA	NA	NA	ND		0.18	ND		0.9	ND		0.19	ND		0.18	ND		0.18	ND		0.18	ND		0.19
2,6-Dinitrotoluene	NA	NA	NA	NA	NA	ND		0.18	ND		0.9	ND		0.19	ND		0.18	ND		0.18	ND		0.18	ND		0.19
Fluoranthene	100	100	100	500	1000	ND		0.11	3.3		0.54	0.21		0.11	0.025	J	0.11	0.35		0.11	0.12		0.11	ND		0.11
4-Chlorophenyl phenyl ether	NA	NA	NA	NA	NA	ND		0.18	ND		0.9	ND		0.19	ND		0.18	ND		0.18	ND		0.18	ND		0.19
4-Bromophenyl phenyl ether	NA	NA	NA	NA	NA	ND		0.18	ND		0.9	ND		0.19	ND		0.18	ND		0.18	ND		0.18	ND		0.19
Bis(2-chloroisopropyl)ether	NA	NA	NA	NA	NA	ND		0.21	ND		1.1	ND		0.22	ND		0.22	ND		0.22	ND		0.21	ND		0.23
Bis(2-chloroethoxy)methane	NA	NA	NA	NA	NA	ND		0.19	ND		0.98	ND		0.2	ND		0.19	ND		0.2	ND		0.19	ND		0.21
Hexachlorobutadiene	NA	NA	NA	NA	NA	ND		0.18	ND		0.9	ND		0.19	ND		0.18	ND		0.18	ND		0.18	ND		0.19
Hexachlorocyclopentadiene	NA	NA	NA	NA	NA	ND		0.51	ND		2.6	ND		0.53	ND		0.52	ND		0.52	ND		0.51	ND		0.55
Hexachloroethane	NA	NA	NA	NA	NA	ND		0.14	ND		0.72	ND		0.15	ND		0.14	ND		0.14	ND		0.14	ND		0.15
Isophorone	NA	NA	NA	NA	NA	ND		0.16	ND		0.82	ND		0.17	ND		0.16	ND		0.16	ND		0.16	ND		0.17
Naphthalene	12	100	100	500	1000	ND		0.18	ND		0.9	ND		0.19	ND		0.18	0.29		0.18	ND		0.18	ND		0.19
Nitrobenzene	NA	NA	NA	NA	NA	ND		0.16	ND		0.82	ND		0.17	ND		0.16	ND		0.16	ND		0.16	ND		0.17
NDPA/DPA	NA	NA	NA	NA	NA	ND		0.14	ND		0.72	ND		0.15	ND		0.14	ND		0.14	ND		0.14	ND		0.15
n-Nitrosodi-n-propylamine	NA	NA	NA	NA	NA	ND		0.18	ND		0.9	ND		0.19	ND		0.18	ND		0.18	ND		0.18	ND		0.19
Bis(2-ethylhexyl)phthalate	NA	NA	NA	NA	NA	ND		0.18	ND		0.9	ND		0.19	ND		0.18	ND		0.18	ND		0.18	ND		0.19
Butyl benzyl phthalate	NA	NA	NA	NA	NA	ND		0.18	ND		0.9	ND		0.19	ND		0.18	ND		0.18	ND		0.18	ND		0.19
Di-n-butylphthalate	NA	NA	NA	NA	NA	ND		0.18	ND		0.9	ND		0.19	ND		0.18	ND		0.18	ND		0.18	ND		0.19
Di-n-octylphthalate	NA	NA	NA	NA	NA	ND		0.18	ND		0.9	ND		0.19	ND		0.18	ND		0.18	ND		0.18	ND		0.19
Diethyl phthalate	NA	NA	NA	NA	NA	ND		0.18	ND		0.9	ND		0.19	ND		0.18	ND		0.18	ND		0.18	ND		0.19
Dimethyl phthalate	NA	NA	NA	NA	NA	ND		0.18	ND		0.9	ND		0.19	ND		0.18	ND		0.18	ND		0.18	ND		0.19
Benzo(a)anthracene	1	1	1	5.6	11	ND		0.11	0.9		0.54	0.052	J	0.11	ND		0.11	0.12		0.11	0.03	J	0.11	ND		0.11
Benzo(a)pyrene	1	1	1	1	1.1	ND		0.14	0.67	J	0.72	ND		0.15	ND		0.14	0.11	J	0.14	ND		0.14	ND		0.15
Benzo(b)fluoranthene	1	1	1	5.6	11	ND		0.11	0.93		0.54	0.061	J	0.11	ND		0.11	0.15		0.11	0.036	J	0.11	ND		0.11
Benzo(k)fluoranthene	0.8	1	3.9	56	110	ND		0.11	0.3	J	0.54	ND		0.11	ND		0.11	0.051	J	0.11	ND		0.11	ND		0.11
Chrysene	1	1	3.9	56	110	ND		0.11	**1.1**		0.54	0.069	J	0.11	ND		0.11	0.14		0.11	0.041	J	0.11	ND		0.11
Acenaphthylene	100	100	100	500	1000	ND		0.14	ND		0.72	ND		0.15	ND		0.14	ND		0.14	ND		0.14	ND		0.15
Anthracene	100	100	100	500	1000	ND		0.11	0.52	J	0.54	ND		0.11	ND		0.11	0.041	J	0.11	ND		0.11	ND		0.11
Benzo(ghi)perylene	100	100	100	500	1000	ND		0.14	0.38	J	0.72	0.026	J	0.15	ND		0.14	0.077	J	0.14	ND		0.14	ND		0.15
Fluorene	30	100	100	500	1000	ND		0.18	0.22	J	0.9	ND		0.19	ND		0.18	ND		0.18	ND		0.18	ND		0.19
Phenanthrene	100	100	100	500	1000	ND		0.11	3.4		0.54	0.19		0.11	ND		0.11	0.25		0.11	0.11		0.11	ND		0.11
Dibenzo(a,h)anthracene	0.33	0.33	0.33	0.56	1.1	ND		0.11	0.1	J	0.54	ND		0.11	ND		0.11	ND		0.11	ND		0.11	ND		0.11
Indeno(1,2,3-cd)pyrene	0.5	0.5	0.5	5.6	11	ND		0.14	0.44	J	0.72	0.029	J	0.15	ND		0.14	0.082	J	0.14	ND		0.14	ND		0.15

TABLE 3

Subsurface Soil Summary
Hope on Main - 954 Main Street
Brownfield Cleanup Program

					SAMPLE ID:	F1-04 15FT			F2-00 1FT			F2-01 2FT			F2-04 15FT			F3-00-1FT			F3-01 2FT			DUP-C		
					COLLECTION DATE:	8/11/2023			8/11/2023			8/11/2023			8/11/2023			8/11/2023			8/11/2023			8/11/2023		
					SAMPLE DEPTH:	15			1			2			15			1			2			2		
					SAMPLE MATRIX:	SOIL			SOIL			SOIL			SOIL			SOIL			SOIL			SOIL		
	NY-UNRES	NY-RESR	NY-RESRR	NY-RESC	NY-RESI																					
ANALYTE	(mg/kg)	(mg/kg)	(mg/kg)	(mg/kg)	(mg/kg)	Result	Flg	RL	Result	Flg	RL	Result	Flg	RL	Result	Flg	RL	Result	Flg	RL	Result	Flg	RL	Result	Flg	RL
Pyrene	100	100	100	500	1000	ND		0.11	2.6		0.54	0.16		0.11	0.02	J	0.11	0.28		0.11	0.083	J	0.11	ND		0.11
Biphenyl	NA	NA	NA	NA	NA	ND		0.4	ND		2.1	ND		0.42	ND		0.41	ND		0.42	ND		0.41	ND		0.44
4-Chloroaniline	NA	NA	NA	NA	NA	ND		0.18	ND		0.9	ND		0.19	ND		0.18	ND		0.18	ND		0.18	ND		0.19
2-Nitroaniline	NA	NA	NA	NA	NA	ND		0.18	ND		0.9	ND		0.19	ND		0.18	ND		0.18	ND		0.18	ND		0.19
3-Nitroaniline	NA	NA	NA	NA	NA	ND		0.18	ND		0.9	ND		0.19	ND		0.18	ND		0.18	ND		0.18	ND		0.19
4-Nitroaniline	NA	NA	NA	NA	NA	ND		0.18	ND		0.9	ND		0.19	ND		0.18	ND		0.18	ND		0.18	ND		0.19
Dibenzofuran	7	14	59	350	1000	ND		0.18	0.22	J	0.9	ND		0.19	ND		0.18	0.02	J	0.18	ND		0.18	ND		0.19
2-Methylnaphthalene	NA	NA	NA	NA	NA	ND		0.21	ND		1.1	ND		0.22	ND		0.22	ND		0.22	ND		0.21	ND		0.23
1,2,4,5-Tetrachlorobenzene	NA	NA	NA	NA	NA	ND		0.18	ND		0.9	ND		0.19	ND		0.18	ND		0.18	ND		0.18	ND		0.19
Acetophenone	NA	NA	NA	NA	NA	ND		0.18	ND		0.9	ND		0.19	ND		0.18	ND		0.18	ND		0.18	ND		0.19
2,4,6-Trichlorophenol	NA	NA	NA	NA	NA	ND		0.11	ND		0.54	ND		0.11	ND		0.11	ND		0.11	ND		0.11	ND		0.11
p-Chloro-m-cresol	NA	NA	NA	NA	NA	ND		0.18	ND		0.9	ND		0.19	ND		0.18	ND		0.18	ND		0.18	ND		0.19
2-Chlorophenol	NA	NA	NA	NA	NA	ND		0.18	ND		0.9	ND		0.19	ND		0.18	ND		0.18	ND		0.18	ND		0.19
2,4-Dichlorophenol	NA	NA	NA	NA	NA	ND		0.16	ND		0.82	ND		0.17	ND		0.16	ND		0.16	ND		0.16	ND		0.17
2,4-Dimethylphenol	NA	NA	NA	NA	NA	ND		0.18	ND		0.9	ND		0.19	ND		0.18	ND		0.18	ND		0.18	ND		0.19
2-Nitrophenol	NA	NA	NA	NA	NA	ND		0.38	ND		2	ND		0.4	ND		0.39	ND		0.39	ND		0.38	ND		0.41
4-Nitrophenol	NA	NA	NA	NA	NA	ND		0.25	ND		1.3	ND		0.26	ND		0.25	ND		0.26	ND		0.25	ND		0.27
2,4-Dinitrophenol	NA	NA	NA	NA	NA	ND		0.85	ND		4.3	ND		0.89	ND		0.86	ND		0.88	ND		0.85	ND		0.92
4,6-Dinitro-o-cresol	NA	NA	NA	NA	NA	ND		0.46	ND		2.4	ND		0.48	ND		0.47	ND		0.47	ND		0.46	ND		0.5
Pentachlorophenol	0.8	2.4	6.7	6.7	55	ND		0.14	ND		0.72	ND		0.15	ND		0.14	ND		0.14	ND		0.14	ND		0.15
Phenol	0.33	100	100	500	1000	ND		0.18	ND		0.9	ND		0.19	ND		0.18	ND		0.18	ND		0.18	ND		0.19
2-Methylphenol	0.33	100	100	500	1000	ND		0.18	ND		0.9	ND		0.19	ND		0.18	ND		0.18	ND		0.18	ND		0.19
3-Methylphenol/4-Methylphenol	0.33	34	100	500	1000	ND		0.26	ND		1.3	ND		0.27	ND		0.26	ND		0.26	ND		0.26	ND		0.28
2,4,5-Trichlorophenol	NA	NA	NA	NA	NA	ND		0.18	ND		0.9	ND		0.19	ND		0.18	ND		0.18	ND		0.18	ND		0.19
Carbazole	NA	NA	NA	NA	NA	ND		0.18	0.3	J	0.9	0.02	J	0.19	ND		0.18	0.026	J	0.18	ND		0.18	ND		0.19
Atrazine	NA	NA	NA	NA	NA	ND		0.14	ND		0.72	ND		0.15	ND		0.14	ND		0.14	ND		0.14	ND		0.15
Benzaldehyde	NA	NA	NA	NA	NA	ND		0.23	ND		1.2	ND		0.24	ND		0.24	ND		0.24	ND		0.24	ND		0.25
Caprolactam	NA	NA	NA	NA	NA	ND		0.18	ND		0.9	ND		0.19	ND		0.18	ND		0.18	ND		0.18	ND		0.19
2,3,4,6-Tetrachlorophenol	NA	NA	NA	NA	NA	ND		0.18	ND		0.9	ND		0.19	ND		0.18	ND		0.18	ND		0.18	ND		0.19
1,4-Dioxane	0.1	9.8	13	130	250	ND		0.026	ND		0.14	ND		0.028	ND		0.027	ND		0.027	ND		0.027	ND		0.029
HERBICIDES																										
2,4,5-TP (Silvex)	3.8	58	100	500	1000	-		-	ND		0.181	-		-	-		-	ND		0.181	-		-	-		-
PESTICIDES																										
Delta-BHC	0.04	100	100	500	1000	-		-	ND		0.00174	-		-	-		-	ND		0.00168	-		-	-		-
Lindane	0.1	0.28	1.3	9.2	23	-		-	ND		0.000725	-		-	-		-	ND		0.000701	-		-	-		-
Alpha-BHC	0.02	0.097	0.48	3.4	6.8	-		-	ND		0.000725	-		-	-		-	ND		0.000701	-		-	-		-
Beta-BHC	0.036	0.072	0.36	3	14	-		-	ND		0.00174	-		-	-		-	ND		0.00168	-		-	-		-

TABLE 3

Subsurface Soil Summary
Hope on Main - 954 Main Street
Brownfield Cleanup Program

					SAMPLE ID:	F1-04 15FT			F2-00 1FT			F2-01 2FT			F2-04 15FT			F3-00-1FT			F3-01 2FT			DUP-C		
					COLLECTION DATE:	8/11/2023			8/11/2023			8/11/2023			8/11/2023			8/11/2023			8/11/2023			8/11/2023		
					SAMPLE DEPTH:	15			1			2			15			1			2			2		
					SAMPLE MATRIX:	SOIL			SOIL			SOIL			SOIL			SOIL			SOIL			SOIL		
	NY-UNRES	NY-RESR	NY-RESRR	NY-RESC	NY-RESI																					
ANALYTE	(mg/kg)	(mg/kg)	(mg/kg)	(mg/kg)	(mg/kg)	Result	Flg	RL	Result	Flg	RL	Result	Flg	RL	Result	Flg	RL	Result	Flg	RL	Result	Flg	RL	Result	Flg	RL
Heptachlor	0.042	0.42	2.1	15	29	-		-	ND		0.00087	-		-	-		-	ND		0.000842	-		-	-		-
Aldrin	0.005	0.019	0.097	0.68	1.4	-		-	ND		0.00174	-		-	-		-	ND		0.00168	-		-	-		-
Heptachlor epoxide	NA	NA	NA	NA	NA	-		-	ND		0.00326	-		-	-		-	ND		0.00316	-		-	-		-
Endrin	0.014	2.2	11	89	410	-		-	ND		0.000725	-		-	-		-	ND		0.000701	-		-	-		-
Endrin aldehyde	NA	NA	NA	NA	NA	-		-	ND		0.00218	-		-	-		-	ND		0.0021	-		-	-		-
Endrin ketone	NA	NA	NA	NA	NA	-		-	ND		0.00174	-		-	-		-	ND		0.00168	-		-	-		-
Dieldrin	0.005	0.039	0.2	1.4	2.8	-		-	ND		0.00109	-		-	-		-	ND		0.00105	-		-	-		-
4,4'-DDE	0.0033	1.8	8.9	62	120	-		-	ND		0.00174	-		-	-		-	ND		0.00168	-		-	-		-
4,4'-DDD	0.0033	2.6	13	92	180	-		-	ND		0.00174	-		-	-		-	ND		0.00168	-		-	-		-
4,4'-DDT	0.0033	1.7	7.9	47	94	-		-	ND		0.00174	-		-	-		-	ND		0.00168	-		-	-		-
Endosulfan I	2.4	4.8	24	200	920	-		-	ND		0.00174	-		-	-		-	ND		0.00168	-		-	-		-
Endosulfan II	2.4	4.8	24	200	920	-		-	ND		0.00174	-		-	-		-	ND		0.00168	-		-	-		-
Endosulfan sulfate	2.4	4.8	24	200	920	-		-	ND		0.000725	-		-	-		-	ND		0.000701	-		-	-		-
Methoxychlor	NA	NA	NA	NA	NA	-		-	ND		0.00326	-		-	-		-	ND		0.00316	-		-	-		-
Toxaphene	NA	NA	NA	NA	NA	-		-	ND		0.0326	-		-	-		-	ND		0.0316	-		-	-		-
cis-Chlordane	0.094	0.91	4.2	24	47	-		-	ND		0.00218	-		-	-		-	ND		0.0021	-		-	-		-
trans-Chlordane	NA	NA	NA	NA	NA	-		-	ND		0.00218	-		-	-		-	ND		0.0021	-		-	-		-
Chlordane	NA	NA	NA	NA	NA	-		-	ND		0.0145	-		-	-		-	ND		0.014	-		-	-		-
POLYCHLORINATED BIPHENYLS																										
Aroclor 1016	0.1	1	1	1	25	-		-	ND		0.0548	-		-	-		-	ND		0.0524	-		-	-		-
Aroclor 1221	0.1	1	1	1	25	-		-	ND		0.0548	-		-	-		-	ND		0.0524	-		-	-		-
Aroclor 1232	0.1	1	1	1	25	-		-	ND		0.0548	-		-	-		-	ND		0.0524	-		-	-		-
Aroclor 1242	0.1	1	1	1	25	-		-	ND		0.0548	-		-	-		-	ND		0.0524	-		-	-		-
Aroclor 1248	0.1	1	1	1	25	-		-	ND		0.0548	-		-	-		-	ND		0.0524	-		-	-		-
Aroclor 1254	0.1	1	1	1	25	-		-	ND		0.0548	-		-	-		-	ND		0.0524	-		-	-		-
Aroclor 1260	0.1	1	1	1	25	-		-	ND		0.0548	-		-	-		-	ND		0.0524	-		-	-		-
Aroclor 1262	0.1	1	1	1	25	-		-	ND		0.0548	-		-	-		-	ND		0.0524	-		-	-		-
Aroclor 1268	0.1	1	1	1	25	-		-	ND		0.0548	-		-	-		-	ND		0.0524	-		-	-		-
PCBs, Total	0.1	1	1	1	25	-		-	ND		0.0548	-		-	-		-	ND		0.0524	-		-	-		-
METALS																										
Aluminum, Total	NA	NA	NA	NA	NA	2140		8.39	6480		8.73	7510		8.88	1980		8.46	6260		8.65	6400		8.45	8400		9.14
Antimony, Total	NA	NA	NA	NA	NA	ND		4.2	ND		4.37	ND		4.44	ND		4.23	ND		4.32	ND		4.23	ND		4.57
Arsenic, Total	13	16	16	16	16	1.4		0.839	4.36		0.873	1.8		0.888	1.4		0.846	7.31		0.865	1.56		0.845	3.22		0.914
Barium, Total	350	350	400	400	10000	8.94		0.839	61.7		0.873	40.7		0.888	10.9		0.846	104		0.865	17.7		0.845	40.2		0.914
Beryllium, Total	7.2	14	72	590	2700	0.108	J	0.42	0.293	J	0.437	0.284	J	0.444	0.108	J	0.423	0.388	J	0.432	0.268	J	0.423	0.41	J	0.457
Cadmium, Total	2.5	2.5	4.3	9.3	60	0.146	J	0.839	0.227	J	0.873	0.113	J	0.888	ND		0.846	0.692	J	0.865	0.126	J	0.845	ND		0.914
Calcium, Total	NA	NA	NA	NA	NA	41100		8.39	20600		8.73	1980		8.88	57600		8.46	21400		8.65	655		8.45	2030		9.14
Chromium, Total	NA	NA	NA	NA	NA	9.84		0.839	8.44		0.873	9.61		0.888	3.9		0.846	11.4		0.865	6.68		0.845	11.8		0.914
Cobalt, Total	NA	NA	NA	NA	NA	1.79		1.68	3.77		1.75	4.31		1.78	1.8		1.69	4.44		1.73	2.77		1.69	4.1		1.83

TABLE 3

Subsurface Soil Summary
Hope on Main - 954 Main Street
Brownfield Cleanup Program

					SAMPLE ID:	F1-04 15FT			F2-00 1FT			F2-01 2FT			F2-04 15FT			F3-00-1FT			F3-01 2FT			DUP-C		
					COLLECTION DATE:	8/11/2023			8/11/2023			8/11/2023			8/11/2023			8/11/2023			8/11/2023			8/11/2023		
					SAMPLE DEPTH:	15			1			2			15			1			2			2		
					SAMPLE MATRIX:	SOIL			SOIL			SOIL			SOIL			SOIL			SOIL			SOIL		
	NY-UNRES	NY-RESR	NY-RESRR	NY-RESC	NY-RESI																					
ANALYTE	(mg/kg)	(mg/kg)	(mg/kg)	(mg/kg)	(mg/kg)	Result	Flg	RL	Result	Flg	RL	Result	Flg	RL	Result	Flg	RL	Result	Flg	RL	Result	Flg	RL	Result	Flg	RL
Copper, Total	50	270	270	270	10000	6.95		0.839	12.3		0.873	4.97		0.888	6.78		0.846	32.6		0.865	3.26		0.845	14.4		0.914
Iron, Total	NA	NA	NA	NA	NA	6460		4.2	10400		4.37	10700		4.44	5830		4.23	12700		4.32	9080		4.23	13700		4.57
Lead, Total	63	400	400	1000	3900	7.89		4.2	**83.4**		4.37	13.2		4.44	7.96		4.23	**349**		4.32	9.19		4.23	10		4.57
Magnesium, Total	NA	NA	NA	NA	NA	20900		8.39	11500		8.73	1760		8.88	28200		8.46	6820		8.65	1040		8.45	2210		9.14
Manganese, Total	1600	2000	2000	10000	10000	214		0.839	643		0.873	220		0.888	225		0.846	334		0.865	221		0.845	258		0.914
Mercury, Total	0.18	0.81	0.81	2.8	5.7	ND		0.069	**0.297**		0.086	ND		0.076	ND		0.069	**0.26**		0.08	ND		0.08	ND		0.087
Nickel, Total	30	140	310	310	10000	3.83		2.1	7.36		2.18	7.57		2.22	3.47		2.12	13		2.16	4.69		2.11	11.6		2.28
Potassium, Total	NA	NA	NA	NA	NA	402		210	473		218	415		222	375		212	608		216	286		211	759		228
Selenium, Total	3.9	36	180	1500	6800	ND		1.68	ND		1.75	ND		1.78	ND		1.69	0.483	J	1.73	ND		1.69	ND		1.83
Silver, Total	2	36	180	1500	6800	ND		0.42	ND		0.437	ND		0.444	ND		0.423	0.288	J	0.432	ND		0.423	ND		0.457
Sodium, Total	NA	NA	NA	NA	NA	283		168	169	J	175	105	J	178	124	J	169	491		173	276		169	302		183
Thallium, Total	NA	NA	NA	NA	NA	ND		1.68	ND		1.75	ND		1.78	ND		1.69	ND		1.73	ND		1.69	ND		1.83
Vanadium, Total	NA	NA	NA	NA	NA	9.51		0.839	14.3		0.873	17		0.888	7.41		0.846	16.5		0.865	13.6		0.845	18		0.914
Zinc, Total	109	2200	10000	10000	10000	63.9		4.2	80.9		4.37	45		4.44	39.8		4.23	**254**		4.32	51.7		4.23	100		4.57
GENERAL CHEMISTRY																										
Solids, Total	NA	NA	NA	NA	NA	93.3		0.1	89.8		0.1	89		0.1	91.1		0.1	90.3		0.1	91.7		0.1	86		0.1
Cyanide, Total	27	27	27	27	10000	ND		0.98	ND		1	ND		1.1	ND		1	ND		1.1	ND		1	ND		1.1
Chromium, Hexavalent	1	22	110	400	800	-		-	ND		0.891	-		-	-		-	ND		0.886	-		-	-		-

TABLE 3

Subsurface Soil Summary
Hope on Main - 954 Main Street
Brownfield Cleanup Program

					SAMPLE ID:	F4-01 2FT			F5-01 2FT			G1-01			G1-02			G2-01			G3-01		
					COLLECTION DATE:	8/11/2023			8/11/2023			8/18/2023			8/18/2023			8/16/2023			8/16/2023		
					SAMPLE DEPTH:	2			2			2			4			2			2		
					SAMPLE MATRIX:	SOIL			SOIL			SOIL			SOIL			SOIL			SOIL		
	NY-UNRES	NY-RESR	NY-RESRR	NY-RESC	NY-RESI																		
ANALYTE	(mg/kg)	(mg/kg)	(mg/kg)	(mg/kg)	(mg/kg)	Result	Flg	RL	Result	Flg	RL	Result	Flg	RL	Result	Flg	RL	Result	Flg	RL	Result	Flg	RL
VOCs																							
Methylene chloride	0.05	51	100	500	1000	ND		0.0051	ND		0.0046	ND		0.0051	-		-	ND		0.0048	ND		0.0048
1,1-Dichloroethane	0.27	19	26	240	480	ND		0.001	ND		0.00092	ND		0.001	-		-	ND		0.00097	ND		0.00095
Chloroform	0.37	10	49	350	700	ND		0.0015	ND		0.0014	ND		0.0015	-		-	ND		0.0014	ND		0.0014
Carbon tetrachloride	0.76	1.4	2.4	22	44	ND		0.001	ND		0.00092	ND		0.001	-		-	ND		0.00097	ND		0.00095
1,2-Dichloropropane	NA	NA	NA	NA	NA	ND		0.001	ND		0.00092	ND		0.001	-		-	ND		0.00097	ND		0.00095
Dibromochloromethane	NA	NA	NA	NA	NA	ND		0.001	ND		0.00092	ND		0.001	-		-	ND		0.00097	ND		0.00095
1,1,2-Trichloroethane	NA	NA	NA	NA	NA	ND		0.001	ND		0.00092	ND		0.001	-		-	ND		0.00097	ND		0.00095
Tetrachloroethene	1.3	5.5	19	150	300	ND		0.00051	ND		0.00046	ND		0.00051	-		-	ND		0.00048	ND		0.00048
Chlorobenzene	1.1	100	100	500	1000	ND		0.00051	ND		0.00046	ND		0.00051	-		-	ND		0.00048	ND		0.00048
Trichlorofluoromethane	NA	NA	NA	NA	NA	ND		0.0041	ND		0.0037	ND		0.0041	-		-	ND		0.0039	ND		0.0038
1,2-Dichloroethane	0.02	2.3	3.1	30	60	ND		0.001	ND		0.00092	ND		0.001	-		-	ND		0.00097	ND		0.00095
1,1,1-Trichloroethane	0.68	100	100	500	1000	ND		0.00051	ND		0.00046	ND		0.00051	-		-	ND		0.00048	ND		0.00048
Bromodichloromethane	NA	NA	NA	NA	NA	ND		0.00051	ND		0.00046	ND		0.00051	-		-	ND		0.00048	ND		0.00048
trans-1,3-Dichloropropene	NA	NA	NA	NA	NA	ND		0.001	ND		0.00092	ND		0.001	-		-	ND		0.00097	ND		0.00095
cis-1,3-Dichloropropene	NA	NA	NA	NA	NA	ND		0.00051	ND		0.00046	ND		0.00051	-		-	ND		0.00048	ND		0.00048
Bromoform	NA	NA	NA	NA	NA	ND		0.0041	ND		0.0037	ND		0.0041	-		-	ND		0.0039	ND		0.0038
1,1,2,2-Tetrachloroethane	NA	NA	NA	NA	NA	ND		0.00051	ND		0.00046	ND		0.00051	-		-	ND		0.00048	ND		0.00048
Benzene	0.06	2.9	4.8	44	89	ND		0.00051	ND		0.00046	ND		0.00051	-		-	ND		0.00048	ND		0.00048
Toluene	0.7	100	100	500	1000	ND		0.001	ND		0.00092	ND		0.001	-		-	ND		0.00097	ND		0.00095
Ethylbenzene	1	30	41	390	780	ND		0.001	ND		0.00092	ND		0.001	-		-	ND		0.00097	ND		0.00095
Chloromethane	NA	NA	NA	NA	NA	ND		0.0041	ND		0.0037	ND		0.0041	-		-	ND		0.0039	ND		0.0038
Bromomethane	NA	NA	NA	NA	NA	ND		0.002	ND		0.0018	ND		0.002	-		-	ND		0.0019	ND		0.0019
Vinyl chloride	0.02	0.21	0.9	13	27	ND		0.001	ND		0.00092	ND		0.001	-		-	ND		0.00097	ND		0.00095
Chloroethane	NA	NA	NA	NA	NA	ND		0.002	ND		0.0018	ND		0.002	-		-	ND		0.0019	ND		0.0019
1,1-Dichloroethene	0.33	100	100	500	1000	ND		0.001	ND		0.00092	ND		0.001	-		-	ND		0.00097	ND		0.00095
trans-1,2-Dichloroethene	0.19	100	100	500	1000	ND		0.0015	ND		0.0014	ND		0.0015	-		-	ND		0.0014	ND		0.0014
Trichloroethene	0.47	10	21	200	400	ND		0.00051	ND		0.00046	ND		0.00051	-		-	ND		0.00048	ND		0.00048
1,2-Dichlorobenzene	1.1	100	100	500	1000	ND		0.002	ND		0.0018	ND		0.002	-		-	ND		0.0019	ND		0.0019
1,3-Dichlorobenzene	2.4	17	49	280	560	ND		0.002	ND		0.0018	ND		0.002	-		-	ND		0.0019	ND		0.0019
1,4-Dichlorobenzene	1.8	9.8	13	130	250	0.00033	J	0.002	ND		0.0018	ND		0.002	-		-	ND		0.0019	ND		0.0019
Methyl tert butyl ether	0.93	62	100	500	1000	ND		0.002	ND		0.0018	ND		0.002	-		-	ND		0.0019	ND		0.0019
p/m-Xylene	NA	NA	NA	NA	NA	ND		0.002	ND		0.0018	ND		0.002	-		-	ND		0.0019	ND		0.0019
o-Xylene	NA	NA	NA	NA	NA	ND		0.001	ND		0.00092	ND		0.001	-		-	ND		0.00097	ND		0.00095
cis-1,2-Dichloroethene	0.25	59	100	500	1000	ND		0.001	ND		0.00092	ND		0.001	-		-	ND		0.00097	ND		0.00095
Styrene	NA	NA	NA	NA	NA	ND		0.001	ND		0.00092	ND		0.001	-		-	ND		0.00097	ND		0.00095
Dichlorodifluoromethane	NA	NA	NA	NA	NA	ND		0.01	ND		0.0092	ND		0.01	-		-	ND		0.0097	ND		0.0095

TABLE 3

Subsurface Soil Summary
Hope on Main - 954 Main Street
Brownfield Cleanup Program

					SAMPLE ID:	F4-01 2FT			F5-01 2FT			G1-01			G1-02			G2-01			G3-01		
					COLLECTION DATE:	8/11/2023			8/11/2023			8/18/2023			8/18/2023			8/16/2023			8/16/2023		
					SAMPLE DEPTH:	2			2			2			4			2			2		
					SAMPLE MATRIX:	SOIL			SOIL			SOIL			SOIL			SOIL			SOIL		
	NY-UNRES	NY-RESR	NY-RESRR	NY-RESC	NY-RESI																		
ANALYTE	(mg/kg)	(mg/kg)	(mg/kg)	(mg/kg)	(mg/kg)	Result	Flg	RL	Result	Flg	RL	Result	Flg	RL	Result	Flg	RL	Result	Flg	RL	Result	Flg	RL
Acetone	0.05	100	100	500	1000	ND		0.01	ND		0.0092	ND		0.01	-		-	ND		0.0097	ND		0.0095
Carbon disulfide	NA	NA	NA	NA	NA	ND		0.01	ND		0.0092	ND		0.01	-		-	ND		0.0097	ND		0.0095
2-Butanone	0.12	100	100	500	1000	ND		0.01	ND		0.0092	ND		0.01	-		-	ND		0.0097	ND		0.0095
4-Methyl-2-pentanone	NA	NA	NA	NA	NA	ND		0.01	ND		0.0092	ND		0.01	-		-	ND		0.0097	ND		0.0095
2-Hexanone	NA	NA	NA	NA	NA	ND		0.01	ND		0.0092	ND		0.01	-		-	ND		0.0097	ND		0.0095
1,2-Dibromoethane	NA	NA	NA	NA	NA	ND		0.001	ND		0.00092	ND		0.001	-		-	ND		0.00097	ND		0.00095
n-Butylbenzene	12	100	100	500	1000	ND		0.001	ND		0.00092	ND		0.001	-		-	ND		0.00097	ND		0.00095
sec-Butylbenzene	11	100	100	500	1000	ND		0.001	ND		0.00092	ND		0.001	-		-	ND		0.00097	ND		0.00095
tert-Butylbenzene	5.9	100	100	500	1000	ND		0.002	ND		0.0018	ND		0.002	-		-	ND		0.0019	ND		0.0019
1,2-Dibromo-3-chloropropane	NA	NA	NA	NA	NA	ND		0.003	ND		0.0028	ND		0.0031	-		-	ND		0.0029	ND		0.0028
Isopropylbenzene	NA	NA	NA	NA	NA	ND		0.001	ND		0.00092	ND		0.001	-		-	ND		0.00097	ND		0.00095
p-Isopropyltoluene	NA	NA	NA	NA	NA	ND		0.001	ND		0.00092	ND		0.001	-		-	ND		0.00097	ND		0.00095
Naphthalene	12	100	100	500	1000	ND		0.0041	ND		0.0037	ND		0.0041	-		-	ND		0.0039	ND		0.0038
n-Propylbenzene	3.9	100	100	500	1000	ND		0.001	ND		0.00092	ND		0.001	-		-	ND		0.00097	ND		0.00095
1,2,4-Trichlorobenzene	NA	NA	NA	NA	NA	ND		0.002	ND		0.0018	ND		0.002	-		-	ND		0.0019	ND		0.0019
1,3,5-Trimethylbenzene	8.4	47	52	190	380	ND		0.002	ND		0.0018	ND		0.002	-		-	ND		0.0019	ND		0.0019
1,2,4-Trimethylbenzene	3.6	47	52	190	380	ND		0.002	ND		0.0018	ND		0.002	-		-	ND		0.0019	ND		0.0019
Methyl Acetate	NA	NA	NA	NA	NA	ND		0.0041	ND		0.0037	ND		0.0041	-		-	ND		0.0039	ND		0.0038
Cyclohexane	NA	NA	NA	NA	NA	ND		0.01	ND		0.0092	ND		0.01	-		-	ND		0.0097	ND		0.0095
Freon-113	NA	NA	NA	NA	NA	ND		0.0041	ND		0.0037	ND		0.0041	-		-	ND		0.0039	ND		0.0038
Methyl cyclohexane	NA	NA	NA	NA	NA	ND		0.0041	ND		0.0037	ND		0.0041	-		-	ND		0.0039	ND		0.0038
PERFLUORINATED ALKYL ACIDS																							
Perfluorobutanoic Acid (PFBA)	NA	NA	NA	NA	NA	ND		0.000784	ND		0.000831	0.000072	J	0.000799	-		-	ND		0.000786	ND		0.000782
Perfluoropentanoic Acid (PFPeA)	NA	NA	NA	NA	NA	ND		0.000392	ND		0.000415	0.000136	J	0.000399	-		-	ND		0.000393	ND		0.000391
Perfluorobutanesulfonic Acid (PFBS)	NA	NA	NA	NA	NA	ND		0.000196	ND		0.000208	ND		0.0002	-		-	ND		0.000197	ND		0.000196
1H,1H,2H,2H-Perfluorohexanesulfonic Acid (4:2FTS)	NA	NA	NA	NA	NA	ND		0.000784	ND		0.000831	ND		0.000799	-		-	ND		0.000786	ND		0.000782
Perfluorohexanoic Acid (PFHxA)	NA	NA	NA	NA	NA	ND		0.000196	ND		0.000208	0.000096	JF	0.0002	-		-	ND		0.000197	ND		0.000196
Perfluoropentanesulfonic Acid (PFPeS)	NA	NA	NA	NA	NA	ND		0.000196	ND		0.000208	ND		0.0002	-		-	ND		0.000197	ND		0.000196
Perfluoroheptanoic Acid (PFHpA)	NA	NA	NA	NA	NA	ND		0.000196	ND		0.000208	0.000056	J	0.0002	-		-	ND		0.000197	ND		0.000196
Perfluorohexanesulfonic Acid (PFHxS)	NA	NA	NA	NA	NA	ND		0.000196	ND		0.000208	ND		0.0002	-		-	ND		0.000197	ND		0.000196
Perfluorooctanoic Acid (PFOA)	0.00066	0.0066	0.033	0.5	0.6	ND		0.000196	ND		0.000208	0.000264		0.0002	-		-	ND		0.000197	ND		0.000196
1H,1H,2H,2H-Perfluorooctanesulfonic Acid (6:2FTS)	NA	NA	NA	NA	NA	ND		0.000784	ND		0.000831	ND		0.000799	-		-	ND		0.000786	ND		0.000782
Perfluoroheptanesulfonic Acid (PFHpS)	NA	NA	NA	NA	NA	ND		0.000196	ND		0.000208	ND		0.0002	-		-	ND		0.000197	ND		0.000196
Perfluorononanoic Acid (PFNA)	NA	NA	NA	NA	NA	ND		0.000196	ND		0.000208	ND		0.0002	-		-	ND		0.000197	ND		0.000196
Perfluorooctanesulfonic Acid (PFOS)	0.00088	0.0088	0.044	0.44	0.44	ND		0.000196	0.000183	J	0.000208	0.000607		0.0002	-		-	ND		0.000197	ND		0.000196
Perfluorodecanoic Acid (PFDA)	NA	NA	NA	NA	NA	ND		0.000196	ND		0.000208	ND		0.0002	-		-	ND		0.000197	ND		0.000196

TABLE 3

Subsurface Soil Summary
Hope on Main - 954 Main Street
Brownfield Cleanup Program

					SAMPLE ID:	F4-01 2FT			F5-01 2FT			G1-01			G1-02			G2-01			G3-01		
					COLLECTION DATE:	8/11/2023			8/11/2023			8/18/2023			8/18/2023			8/16/2023			8/16/2023		
					SAMPLE DEPTH:	2			2			2			4			2			2		
					SAMPLE MATRIX:	SOIL			SOIL			SOIL			SOIL			SOIL			SOIL		
	NY-UNRES	NY-RESR	NY-RESRR	NY-RESC	NY-RESI																		
ANALYTE	(mg/kg)	(mg/kg)	(mg/kg)	(mg/kg)	(mg/kg)	Result	Flg	RL	Result	Flg	RL	Result	Flg	RL	Result	Flg	RL	Result	Flg	RL	Result	Flg	RL
1H,1H,2H,2H-Perfluorodecanesulfonic Acid (8:2FTS)	NA	NA	NA	NA	NA	ND		0.000784	ND		0.000831	ND		0.000799	-		-	ND		0.000786	ND		0.000782
Perfluorononanesulfonic Acid (PFNS)	NA	NA	NA	NA	NA	ND		0.000196	ND		0.000208	ND		0.0002	-		-	ND		0.000197	ND		0.000196
N-Methyl Perfluorooctanesulfonamidoacetic Acid (NMeFOSAA)	NA	NA	NA	NA	NA	ND		0.000196	ND		0.000208	ND		0.0002	-		-	ND		0.000197	ND		0.000196
Perfluoroundecanoic Acid (PFUnA)	NA	NA	NA	NA	NA	ND		0.000196	ND		0.000208	ND		0.0002	-		-	ND		0.000197	ND		0.000196
Perfluorodecanesulfonic Acid (PFDS)	NA	NA	NA	NA	NA	ND		0.000196	ND		0.000208	0.000032	J	0.0002	-		-	ND		0.000197	ND		0.000196
Perfluorooctanesulfonamide (PFOSA)	NA	NA	NA	NA	NA	ND		0.000196	ND		0.000208	ND		0.0002	-		-	ND		0.000197	ND		0.000196
N-Ethyl Perfluorooctanesulfonamidoacetic Acid (NEtFOSAA)	NA	NA	NA	NA	NA	ND		0.000196	ND		0.000208	ND		0.0002	-		-	ND		0.000197	ND		0.000196
Perfluorododecanoic Acid (PFDoA)	NA	NA	NA	NA	NA	ND		0.000196	ND		0.000208	ND		0.0002	-		-	ND		0.000197	ND		0.000196
Perfluorotridecanoic Acid (PFTrDA)	NA	NA	NA	NA	NA	ND		0.000196	ND		0.000208	ND		0.0002	-		-	ND		0.000197	ND		0.000196
Perfluorotetradecanoic Acid (PFTeDA)	NA	NA	NA	NA	NA	ND		0.000196	ND		0.000208	ND		0.0002	-		-	ND		0.000197	ND		0.000196
Hexafluoropropylene Oxide Dimer Acid (HFPO-DA)	NA	NA	NA	NA	NA	ND		0.000784	ND		0.000831	ND		0.000799	-		-	ND		0.000786	ND		0.000782
4,8-Dioxa-3h-Perfluorononanoic Acid (ADONA)	NA	NA	NA	NA	NA	ND		0.000784	ND		0.000831	ND		0.000799	-		-	ND		0.000786	ND		0.000782
Perfluorododecanesulfonic Acid (PFDoS)	NA	NA	NA	NA	NA	ND		0.000196	ND		0.000208	ND		0.0002	-		-	ND		0.000197	ND		0.000196
9-Chlorohexadecafluoro-3-Oxanone-1-Sulfonic Acid (9Cl-PF3ONS)	NA	NA	NA	NA	NA	ND		0.000784	ND		0.000831	ND		0.000799	-		-	ND		0.000786	ND		0.000782
11-Chloroeicosafluoro-3-Oxaundecane-1-Sulfonic Acid (11Cl-PF3OUdS)	NA	NA	NA	NA	NA	ND		0.000784	ND		0.000831	ND		0.000799	-		-	ND		0.000786	ND		0.000782
N-Methyl Perfluorooctane Sulfonamide (NMeFOSA)	NA	NA	NA	NA	NA	ND		0.000196	ND		0.000208	ND		0.0002	-		-	ND		0.000197	ND		0.000196
N-Ethyl Perfluorooctane Sulfonamide (NEtFOSA)	NA	NA	NA	NA	NA	ND		0.000196	ND		0.000208	ND		0.0002	-		-	ND		0.000197	ND		0.000196
N-Methyl Perfluorooctanesulfonamido Ethanol (NMeFOSE)	NA	NA	NA	NA	NA	ND		0.00196	ND		0.00208	ND		0.002	-		-	ND		0.00197	ND		0.00196
N-Ethyl Perfluorooctanesulfonamido Ethanol (NEtFOSE)	NA	NA	NA	NA	NA	ND		0.00196	ND		0.00208	ND		0.002	-		-	ND		0.00197	ND		0.00196
Perfluoro-3-Methoxypropanoic Acid (PFMPA)	NA	NA	NA	NA	NA	ND		0.000392	ND		0.000415	ND		0.000399	-		-	ND		0.000393	ND		0.000391
Perfluoro-4-Methoxybutanoic Acid (PFMBA)	NA	NA	NA	NA	NA	ND		0.000392	ND		0.000415	ND		0.000399	-		-	ND		0.000393	ND		0.000391
Perfluoro(2-Ethoxyethane)Sulfonic Acid (PFEESA)	NA	NA	NA	NA	NA	ND		0.000392	ND		0.000415	ND		0.000399	-		-	ND		0.000393	ND		0.000391
Nonafluoro-3,6-Dioxaheptanoic Acid (NFDHA)	NA	NA	NA	NA	NA	ND		0.000392	ND		0.000415	ND		0.000399	-		-	ND		0.000393	ND		0.000391
3-Perfluoropropyl Propanoic Acid (3:3FTCA)	NA	NA	NA	NA	NA	ND		0.00098	ND		0.00104	ND		0.000998	-		-	ND		0.000983	ND		0.000978
2H,2H,3H,3H-Perfluorooctanoic Acid (5:3FTCA)	NA	NA	NA	NA	NA	ND		0.0049	ND		0.00519	ND		0.00499	-		-	ND		0.00492	ND		0.00489
3-Perfluoroheptyl Propanoic Acid (7:3FTCA)	NA	NA	NA	NA	NA	ND		0.0049	ND		0.00519	ND		0.00499	-		-	ND		0.00492	ND		0.00489
SVOCs																							
Acenaphthene	20	100	100	500	1000	ND		0.14	ND		0.15	0.071	J	0.15	-		-	ND		0.14	ND		0.14
1,2,4-Trichlorobenzene	NA	NA	NA	NA	NA	-		-	-		-	-		-	-		-	-		-	-		-

TABLE 3

Subsurface Soil Summary
Hope on Main - 954 Main Street
Brownfield Cleanup Program

					SAMPLE ID:	F4-01 2FT			F5-01 2FT			G1-01			G1-02			G2-01			G3-01		
					COLLECTION DATE:	8/11/2023			8/11/2023			8/18/2023			8/18/2023			8/16/2023			8/16/2023		
					SAMPLE DEPTH:	2			2			2			4			2			2		
					SAMPLE MATRIX:	SOIL			SOIL			SOIL			SOIL			SOIL			SOIL		
	NY-UNRES	NY-RESR	NY-RESRR	NY-RESC	NY-RESI																		
ANALYTE	(mg/kg)	(mg/kg)	(mg/kg)	(mg/kg)	(mg/kg)	Result	Flg	RL	Result	Flg	RL	Result	Flg	RL	Result	Flg	RL	Result	Flg	RL	Result	Flg	RL
Hexachlorobenzene	0.33	0.33	1.2	6	12	ND		0.1	ND		0.11	ND		0.11	-		-	ND		0.11	ND		0.11
Bis(2-chloroethyl)ether	NA	NA	NA	NA	NA	ND		0.16	ND		0.17	ND		0.17	-		-	ND		0.16	ND		0.16
2-Chloronaphthalene	NA	NA	NA	NA	NA	ND		0.18	ND		0.19	ND		0.19	-		-	ND		0.18	ND		0.18
3,3'-Dichlorobenzidine	NA	NA	NA	NA	NA	ND		0.18	ND		0.19	ND		0.19	-		-	ND		0.18	ND		0.18
2,4-Dinitrotoluene	NA	NA	NA	NA	NA	ND		0.18	ND		0.19	ND		0.19	-		-	ND		0.18	ND		0.18
2,6-Dinitrotoluene	NA	NA	NA	NA	NA	ND		0.18	ND		0.19	ND		0.19	-		-	ND		0.18	ND		0.18
Fluoranthene	100	100	100	500	1000	ND		0.1	ND		0.11	1.8		0.11	-		-	ND		0.11	ND		0.11
4-Chlorophenyl phenyl ether	NA	NA	NA	NA	NA	ND		0.18	ND		0.19	ND		0.19	-		-	ND		0.18	ND		0.18
4-Bromophenyl phenyl ether	NA	NA	NA	NA	NA	ND		0.18	ND		0.19	ND		0.19	-		-	ND		0.18	ND		0.18
Bis(2-chloroisopropyl)ether	NA	NA	NA	NA	NA	ND		0.21	ND		0.22	ND		0.22	-		-	ND		0.22	ND		0.22
Bis(2-chloroethoxy)methane	NA	NA	NA	NA	NA	ND		0.19	ND		0.2	ND		0.2	-		-	ND		0.19	ND		0.19
Hexachlorobutadiene	NA	NA	NA	NA	NA	ND		0.18	ND		0.19	ND		0.19	-		-	ND		0.18	ND		0.18
Hexachlorocyclopentadiene	NA	NA	NA	NA	NA	ND		0.5	ND		0.53	ND		0.54	-		-	ND		0.52	ND		0.51
Hexachloroethane	NA	NA	NA	NA	NA	ND		0.14	ND		0.15	ND		0.15	-		-	ND		0.14	ND		0.14
Isophorone	NA	NA	NA	NA	NA	ND		0.16	ND		0.17	ND		0.17	-		-	ND		0.16	ND		0.16
Naphthalene	12	100	100	500	1000	ND		0.18	ND		0.19	ND		0.19	-		-	0.083	J	0.18	0.061	J	0.18
Nitrobenzene	NA	NA	NA	NA	NA	ND		0.16	ND		0.17	ND		0.17	-		-	ND		0.16	ND		0.16
NDPA/DPA	NA	NA	NA	NA	NA	ND		0.14	ND		0.15	ND		0.15	-		-	ND		0.14	ND		0.14
n-Nitrosodi-n-propylamine	NA	NA	NA	NA	NA	ND		0.18	ND		0.19	ND		0.19	-		-	ND		0.18	ND		0.18
Bis(2-ethylhexyl)phthalate	NA	NA	NA	NA	NA	ND		0.18	ND		0.19	0.21		0.19	-		-	ND		0.18	ND		0.18
Butyl benzyl phthalate	NA	NA	NA	NA	NA	ND		0.18	ND		0.19	ND		0.19	-		-	ND		0.18	ND		0.18
Di-n-butylphthalate	NA	NA	NA	NA	NA	ND		0.18	ND		0.19	ND		0.19	-		-	ND		0.18	ND		0.18
Di-n-octylphthalate	NA	NA	NA	NA	NA	ND		0.18	ND		0.19	ND		0.19	-		-	ND		0.18	ND		0.18
Diethyl phthalate	NA	NA	NA	NA	NA	ND		0.18	ND		0.19	ND		0.19	-		-	ND		0.18	ND		0.18
Dimethyl phthalate	NA	NA	NA	NA	NA	ND		0.18	ND		0.19	ND		0.19	-		-	ND		0.18	ND		0.18
Benzo(a)anthracene	1	1	1	5.6	11	ND		0.1	ND		0.11	0.73		0.11	-		-	ND		0.11	ND		0.11
Benzo(a)pyrene	1	1	1	1	1.1	ND		0.14	ND		0.15	0.75		0.15	-		-	ND		0.14	ND		0.14
Benzo(b)fluoranthene	1	1	1	5.6	11	ND		0.1	ND		0.11	0.91		0.11	-		-	ND		0.11	ND		0.11
Benzo(k)fluoranthene	0.8	1	3.9	56	110	ND		0.1	ND		0.11	0.38		0.11	-		-	ND		0.11	ND		0.11
Chrysene	1	1	3.9	56	110	ND		0.1	ND		0.11	0.79		0.11	-		-	ND		0.11	ND		0.11
Acenaphthylene	100	100	100	500	1000	ND		0.14	ND		0.15	ND		0.15	-		-	ND		0.14	ND		0.14
Anthracene	100	100	100	500	1000	ND		0.1	ND		0.11	0.17		0.11	-		-	ND		0.11	ND		0.11
Benzo(ghi)perylene	100	100	100	500	1000	ND		0.14	ND		0.15	0.46		0.15	-		-	ND		0.14	ND		0.14
Fluorene	30	100	100	500	1000	ND		0.18	ND		0.19	0.074	J	0.19	-		-	ND		0.18	ND		0.18
Phenanthrene	100	100	100	500	1000	ND		0.1	ND		0.11	0.84		0.11	-		-	ND		0.11	ND		0.11
Dibenzo(a,h)anthracene	0.33	0.33	0.33	0.56	1.1	ND		0.1	ND		0.11	0.1	J	0.11	-		-	ND		0.11	ND		0.11
Indeno(1,2,3-cd)pyrene	0.5	0.5	0.5	5.6	11	ND		0.14	ND		0.15	0.42		0.15	-		-	ND		0.14	ND		0.14

TABLE 3

Subsurface Soil Summary
Hope on Main - 954 Main Street
Brownfield Cleanup Program

					SAMPLE ID:	F4-01 2FT			F5-01 2FT			G1-01			G1-02			G2-01			G3-01		
					COLLECTION DATE:	8/11/2023			8/11/2023			8/18/2023			8/18/2023			8/16/2023			8/16/2023		
					SAMPLE DEPTH:	2			2			2			4			2			2		
					SAMPLE MATRIX:	SOIL			SOIL			SOIL			SOIL			SOIL			SOIL		
	NY-UNRES	NY-RESR	NY-RESRR	NY-RESC	NY-RESI																		
ANALYTE	(mg/kg)	(mg/kg)	(mg/kg)	(mg/kg)	(mg/kg)	Result	Flg	RL	Result	Flg	RL	Result	Flg	RL	Result	Flg	RL	Result	Flg	RL	Result	Flg	RL
Pyrene	100	100	100	500	1000	ND		0.1	ND		0.11	1.4		0.11	-		-	ND		0.11	ND		0.11
Biphenyl	NA	NA	NA	NA	NA	ND		0.4	ND		0.42	ND		0.43	-		-	ND		0.41	ND		0.41
4-Chloroaniline	NA	NA	NA	NA	NA	ND		0.18	ND		0.19	ND		0.19	-		-	ND		0.18	ND		0.18
2-Nitroaniline	NA	NA	NA	NA	NA	ND		0.18	ND		0.19	ND		0.19	-		-	ND		0.18	ND		0.18
3-Nitroaniline	NA	NA	NA	NA	NA	ND		0.18	ND		0.19	ND		0.19	-		-	ND		0.18	ND		0.18
4-Nitroaniline	NA	NA	NA	NA	NA	ND		0.18	ND		0.19	ND		0.19	-		-	ND		0.18	ND		0.18
Dibenzofuran	7	14	59	350	1000	ND		0.18	ND		0.19	0.035	J	0.19	-		-	ND		0.18	ND		0.18
2-Methylnaphthalene	NA	NA	NA	NA	NA	ND		0.21	ND		0.22	ND		0.22	-		-	ND		0.22	ND		0.22
1,2,4,5-Tetrachlorobenzene	NA	NA	NA	NA	NA	ND		0.18	ND		0.19	ND		0.19	-		-	ND		0.18	ND		0.18
Acetophenone	NA	NA	NA	NA	NA	ND		0.18	ND		0.19	ND		0.19	-		-	ND		0.18	ND		0.18
2,4,6-Trichlorophenol	NA	NA	NA	NA	NA	ND		0.1	ND		0.11	ND		0.11	-		-	ND		0.11	ND		0.11
p-Chloro-m-cresol	NA	NA	NA	NA	NA	ND		0.18	ND		0.19	ND		0.19	-		-	ND		0.18	ND		0.18
2-Chlorophenol	NA	NA	NA	NA	NA	ND		0.18	ND		0.19	ND		0.19	-		-	ND		0.18	ND		0.18
2,4-Dichlorophenol	NA	NA	NA	NA	NA	ND		0.16	ND		0.17	ND		0.17	-		-	ND		0.16	ND		0.16
2,4-Dimethylphenol	NA	NA	NA	NA	NA	ND		0.18	ND		0.19	ND		0.19	-		-	ND		0.18	ND		0.18
2-Nitrophenol	NA	NA	NA	NA	NA	ND		0.38	ND		0.4	ND		0.4	-		-	ND		0.39	ND		0.39
4-Nitrophenol	NA	NA	NA	NA	NA	ND		0.24	ND		0.26	ND		0.26	-		-	ND		0.25	ND		0.25
2,4-Dinitrophenol	NA	NA	NA	NA	NA	ND		0.84	ND		0.9	ND		0.9	-		-	ND		0.86	ND		0.86
4,6-Dinitro-o-cresol	NA	NA	NA	NA	NA	ND		0.46	ND		0.48	ND		0.49	-		-	ND		0.47	ND		0.47
Pentachlorophenol	0.8	2.4	6.7	6.7	55	ND		0.14	ND		0.15	ND		0.15	-		-	ND		0.14	ND		0.14
Phenol	0.33	100	100	500	1000	ND		0.18	ND		0.19	ND		0.19	-		-	ND		0.18	ND		0.18
2-Methylphenol	0.33	100	100	500	1000	ND		0.18	ND		0.19	ND		0.19	-		-	ND		0.18	ND		0.18
3-Methylphenol/4-Methylphenol	0.33	34	100	500	1000	ND		0.25	ND		0.27	ND		0.27	-		-	ND		0.26	ND		0.26
2,4,5-Trichlorophenol	NA	NA	NA	NA	NA	ND		0.18	ND		0.19	ND		0.19	-		-	ND		0.18	ND		0.18
Carbazole	NA	NA	NA	NA	NA	ND		0.18	ND		0.19	0.12	J	0.19	-		-	ND		0.18	ND		0.18
Atrazine	NA	NA	NA	NA	NA	ND		0.14	ND		0.15	ND		0.15	-		-	ND		0.14	ND		0.14
Benzaldehyde	NA	NA	NA	NA	NA	ND		0.23	ND		0.25	ND		0.25	-		-	ND		0.24	ND		0.24
Caprolactam	NA	NA	NA	NA	NA	ND		0.18	ND		0.19	ND		0.19	-		-	ND		0.18	ND		0.18
2,3,4,6-Tetrachlorophenol	NA	NA	NA	NA	NA	ND		0.18	ND		0.19	ND		0.19	-		-	ND		0.18	ND		0.18
1,4-Dioxane	0.1	9.8	13	130	250	ND		0.026	ND		0.028	ND		0.028	-		-	ND		0.027	ND		0.027
HERBICIDES																							
2,4,5-TP (Silvex)	3.8	58	100	500	1000	-		-	-		-	ND		0.192	-		-	-		-	-		-
PESTICIDES																							
Delta-BHC	0.04	100	100	500	1000	-		-	-		-	ND		0.00176	-		-	-		-	-		-
Lindane	0.1	0.28	1.3	9.2	23	-		-	-		-	ND		0.000734	-		-	-		-	-		-
Alpha-BHC	0.02	0.097	0.48	3.4	6.8	-		-	-		-	ND		0.000734	-		-	-		-	-		-
Beta-BHC	0.036	0.072	0.36	3	14	-		-	-		-	ND		0.00176	-		-	-		-	-		-

TABLE 3

Subsurface Soil Summary
Hope on Main - 954 Main Street
Brownfield Cleanup Program

					SAMPLE ID:	F4-01 2FT			F5-01 2FT			G1-01			G1-02			G2-01			G3-01		
					COLLECTION DATE:	8/11/2023			8/11/2023			8/18/2023			8/18/2023			8/16/2023			8/16/2023		
					SAMPLE DEPTH:	2			2			2			4			2			2		
					SAMPLE MATRIX:	SOIL			SOIL			SOIL			SOIL			SOIL			SOIL		
	NY-UNRES	NY-RESR	NY-RESRR	NY-RESC	NY-RESI																		
ANALYTE	(mg/kg)	(mg/kg)	(mg/kg)	(mg/kg)	(mg/kg)	Result	Flg	RL	Result	Flg	RL	Result	Flg	RL	Result	Flg	RL	Result	Flg	RL	Result	Flg	RL
Heptachlor	0.042	0.42	2.1	15	29	-		-	-		-	ND		0.00088	-		-	-		-	-		-
Aldrin	0.005	0.019	0.097	0.68	1.4	-		-	-		-	ND		0.00176	-		-	-		-	-		-
Heptachlor epoxide	NA	NA	NA	NA	NA	-		-	-		-	ND		0.0033	-		-	-		-	-		-
Endrin	0.014	2.2	11	89	410	-		-	-		-	ND		0.000734	-		-	-		-	-		-
Endrin aldehyde	NA	NA	NA	NA	NA	-		-	-		-	ND		0.0022	-		-	-		-	-		-
Endrin ketone	NA	NA	NA	NA	NA	-		-	-		-	ND		0.00176	-		-	-		-	-		-
Dieldrin	0.005	0.039	0.2	1.4	2.8	-		-	-		-	ND		0.0011	-		-	-		-	-		-
4,4'-DDE	0.0033	1.8	8.9	62	120	-		-	-		-	**0.00723**		0.00176	0.00132	J	0.0018	-		-	-		-
4,4'-DDD	0.0033	2.6	13	92	180	-		-	-		-	ND		0.00176	-		-	-		-	-		-
4,4'-DDT	0.0033	1.7	7.9	47	94	-		-	-		-	**0.0084**		0.00176	0.00179	J	0.0018	-		-	-		-
Endosulfan I	2.4	4.8	24	200	920	-		-	-		-	ND		0.00176	-		-	-		-	-		-
Endosulfan II	2.4	4.8	24	200	920	-		-	-		-	ND		0.00176	-		-	-		-	-		-
Endosulfan sulfate	2.4	4.8	24	200	920	-		-	-		-	ND		0.000734	-		-	-		-	-		-
Methoxychlor	NA	NA	NA	NA	NA	-		-	-		-	ND		0.0033	-		-	-		-	-		-
Toxaphene	NA	NA	NA	NA	NA	-		-	-		-	ND		0.033	-		-	-		-	-		-
cis-Chlordane	0.094	0.91	4.2	24	47	-		-	-		-	ND		0.0022	-		-	-		-	-		-
trans-Chlordane	NA	NA	NA	NA	NA	-		-	-		-	ND		0.0022	-		-	-		-	-		-
Chlordane	NA	NA	NA	NA	NA	-		-	-		-	ND		0.0147	-		-	-		-	-		-
POLYCHLORINATED BIPHENYLS																							
Aroclor 1016	0.1	1	1	1	25	-		-	-		-	ND		0.0527	-		-	-		-	-		-
Aroclor 1221	0.1	1	1	1	25	-		-	-		-	ND		0.0527	-		-	-		-	-		-
Aroclor 1232	0.1	1	1	1	25	-		-	-		-	ND		0.0527	-		-	-		-	-		-
Aroclor 1242	0.1	1	1	1	25	-		-	-		-	ND		0.0527	-		-	-		-	-		-
Aroclor 1248	0.1	1	1	1	25	-		-	-		-	ND		0.0527	-		-	-		-	-		-
Aroclor 1254	0.1	1	1	1	25	-		-	-		-	ND		0.0527	-		-	-		-	-		-
Aroclor 1260	0.1	1	1	1	25	-		-	-		-	ND		0.0527	-		-	-		-	-		-
Aroclor 1262	0.1	1	1	1	25	-		-	-		-	ND		0.0527	-		-	-		-	-		-
Aroclor 1268	0.1	1	1	1	25	-		-	-		-	ND		0.0527	-		-	-		-	-		-
PCBs, Total	0.1	1	1	1	25	-		-	-		-	ND		0.0527	-		-	-		-	-		-
METALS																							
Aluminum, Total	NA	NA	NA	NA	NA	3060		8.2	6420		8.63	6110		8.95	-		-	3950		8.36	2160		8.38
Antimony, Total	NA	NA	NA	NA	NA	ND		4.1	ND		4.31	ND		4.48	-		-	0.787	J	4.18	0.709	J	4.19
Arsenic, Total	13	16	16	16	16	1.22		0.82	2.37		0.863	3.75		0.895	-		-	2.03		0.836	1.32		0.838
Barium, Total	350	350	400	400	10000	10.1		0.82	41.4		0.863	39.7		0.895	-		-	26.3		0.836	10.4		0.838
Beryllium, Total	7.2	14	72	590	2700	0.141	J	0.41	0.277	J	0.431	0.334	J	0.448	-		-	0.205	J	0.418	0.136	J	0.419
Cadmium, Total	2.5	2.5	4.3	9.3	60	0.113	J	0.82	ND		0.863	0.29	J	0.895	-		-	0.184	J	0.836	0.11	J	0.838
Calcium, Total	NA	NA	NA	NA	NA	1170		8.2	51500		8.63	32600		8.95	-		-	54600		8.36	31300		8.38
Chromium, Total	NA	NA	NA	NA	NA	4.63		0.82	10.8		0.863	12.4		0.895	-		-	6.35		0.836	4.94		0.838
Cobalt, Total	NA	NA	NA	NA	NA	2.15		1.64	5.56		1.72	4.7		1.79	-		-	3.25		1.67	2.36		1.68

TABLE 3

Subsurface Soil Summary
Hope on Main - 954 Main Street
Brownfield Cleanup Program

					SAMPLE ID:	F4-01 2FT			F5-01 2FT			G1-01			G1-02			G2-01			G3-01		
					COLLECTION DATE:	8/11/2023			8/11/2023			8/18/2023			8/18/2023			8/16/2023			8/16/2023		
					SAMPLE DEPTH:	2			2			2			4			2			2		
					SAMPLE MATRIX:	SOIL			SOIL			SOIL			SOIL			SOIL			SOIL		
	NY-UNRES	NY-RESR	NY-RESRR	NY-RESC	NY-RESI																		
ANALYTE	(mg/kg)	(mg/kg)	(mg/kg)	(mg/kg)	(mg/kg)	Result	Flg	RL	Result	Flg	RL	Result	Flg	RL	Result	Flg	RL	Result	Flg	RL	Result	Flg	RL
Copper, Total	50	270	270	270	10000	4.68		0.82	11.4		0.863	19		0.895	-		-	10.2		0.836	7.04		0.838
Iron, Total	NA	NA	NA	NA	NA	8280		4.1	12000		4.31	12600		4.48	-		-	8870		4.18	7240		4.19
Lead, Total	63	400	400	1000	3900	7.92		4.1	10.8		4.31	**67.2**		4.48	47		2.21	18		4.18	9.62		4.19
Magnesium, Total	NA	NA	NA	NA	NA	866		8.2	23400		8.63	15600		8.95	-		-	25100		8.36	18700		8.38
Manganese, Total	1600	2000	2000	10000	10000	240		0.82	361		0.863	356		0.895	-		-	299		0.836	265		0.838
Mercury, Total	0.18	0.81	0.81	2.8	5.7	ND		0.085	ND		0.072	0.063	J	0.074	-		-	ND		0.076	ND		0.076
Nickel, Total	30	140	310	310	10000	4.01		2.05	12.5		2.16	12.3		2.24	-		-	5.32		2.09	2.96		2.09
Potassium, Total	NA	NA	NA	NA	NA	286		205	1020		216	730		224	-		-	552		209	323		209
Selenium, Total	3.9	36	180	1500	6800	ND		1.64	ND		1.72	ND		1.79	-		-	ND		1.67	ND		1.68
Silver, Total	2	36	180	1500	6800	ND		0.41	0.285	J	0.431	ND		0.448	-		-	ND		0.418	ND		0.419
Sodium, Total	NA	NA	NA	NA	NA	146	J	164	473		172	395		179	-		-	133	J	167	170		168
Thallium, Total	NA	NA	NA	NA	NA	0.262	J	1.64	ND		1.72	0.492	J	1.79	-		-	ND		1.67	ND		1.68
Vanadium, Total	NA	NA	NA	NA	NA	11.5		0.82	15.9		0.863	14		0.895	-		-	10.7		0.836	10.4		0.838
Zinc, Total	109	2200	10000	10000	10000	70.3		4.1	48.1		4.31	107		4.48	-		-	69.3		4.18	46.7		4.19
GENERAL CHEMISTRY																							
Solids, Total	NA	NA	NA	NA	NA	94.3		0.1	89		0.1	86.8		0.1	86.4		0.1	91.8		0.1	91.6		0.1
Cyanide, Total	27	27	27	27	10000	ND		1	ND		1	ND		1.1	-		-	ND		1	ND		1.1
Chromium, Hexavalent	1	22	110	400	800	-		-	-		-	ND		0.922	-		-	-		-	-		-

TABLE 3

Subsurface Soil Summary
Hope on Main - 954 Main Street
Brownfield Cleanup Program

					SAMPLE ID:	G4-01			H1-01_0-2FT			H1-02_2-4FT			H2-01-0-2FT			H5-00			H5-01			H5-02			I1-01_0-	
					COLLECTION DATE:	8/16/2023			8/22/2023			8/22/2023			8/22/2023			8/18/2023			8/18/2023			8/18/2023			8/21/2(	
					SAMPLE DEPTH:	2			0-2			2-4			0-2			2			3			5			0-2	
					SAMPLE MATRIX:	SOIL			SOIL			SOIL			SOIL			SOIL			SOIL			SOIL			SOIL	
	NY-UNRES	NY-RESR	NY-RESRR	NY-RESC	NY-RESI																							
ANALYTE	(mg/kg)	(mg/kg)	(mg/kg)	(mg/kg)	(mg/kg)	Result	Flg	RL	Result	Flg	RL	Result	Flg	RL	Result	Flg	RL	Result	Flg	RL	Result	Flg	RL	Result	Flg	RL	Result	Flg
VOCs																												
Methylene chloride	0.05	51	100	500	1000	ND		0.0061	ND		0.0063	-		-	ND		0.0046	ND		0.0066	ND		0.0074	-		-	ND	
1,1-Dichloroethane	0.27	19	26	240	480	ND		0.0012	ND		0.0013	-		-	ND		0.00092	ND		0.0013	ND		0.0015	-		-	ND	
Chloroform	0.37	10	49	350	700	ND		0.0018	ND		0.0019	-		-	ND		0.0014	ND		0.002	ND		0.0022	-		-	ND	
Carbon tetrachloride	0.76	1.4	2.4	22	44	ND		0.0012	ND		0.0013	-		-	ND		0.00092	ND		0.0013	ND		0.0015	-		-	ND	
1,2-Dichloropropane	NA	NA	NA	NA	NA	ND		0.0012	ND		0.0013	-		-	ND		0.00092	ND		0.0013	ND		0.0015	-		-	ND	
Dibromochloromethane	NA	NA	NA	NA	NA	ND		0.0012	ND		0.0013	-		-	ND		0.00092	ND		0.0013	ND		0.0015	-		-	ND	
1,1,2-Trichloroethane	NA	NA	NA	NA	NA	ND		0.0012	ND		0.0013	-		-	ND		0.00092	ND		0.0013	ND		0.0015	-		-	ND	
Tetrachloroethene	1.3	5.5	19	150	300	ND		0.00061	ND		0.00063	-		-	ND		0.00046	ND		0.00066	ND		0.00074	-		-	ND	
Chlorobenzene	1.1	100	100	500	1000	ND		0.00061	ND		0.00063	-		-	ND		0.00046	ND		0.00066	ND		0.00074	-		-	ND	
Trichlorofluoromethane	NA	NA	NA	NA	NA	ND		0.0049	ND		0.005	-		-	ND		0.0037	ND		0.0052	ND		0.0059	-		-	ND	
1,2-Dichloroethane	0.02	2.3	3.1	30	60	ND		0.0012	ND		0.0013	-		-	ND		0.00092	ND		0.0013	ND		0.0015	-		-	ND	
1,1,1-Trichloroethane	0.68	100	100	500	1000	ND		0.00061	ND		0.00063	-		-	ND		0.00046	ND		0.00066	ND		0.00074	-		-	ND	
Bromodichloromethane	NA	NA	NA	NA	NA	ND		0.00061	ND		0.00063	-		-	ND		0.00046	ND		0.00066	ND		0.00074	-		-	ND	
trans-1,3-Dichloropropene	NA	NA	NA	NA	NA	ND		0.0012	ND		0.0013	-		-	ND		0.00092	ND		0.0013	ND		0.0015	-		-	ND	
cis-1,3-Dichloropropene	NA	NA	NA	NA	NA	ND		0.00061	ND		0.00063	-		-	ND		0.00046	ND		0.00066	ND		0.00074	-		-	ND	
Bromoform	NA	NA	NA	NA	NA	ND		0.0049	ND		0.005	-		-	ND		0.0037	ND		0.0052	ND		0.0059	-		-	ND	
1,1,2,2-Tetrachloroethane	NA	NA	NA	NA	NA	ND		0.00061	ND		0.00063	-		-	ND		0.00046	ND		0.00066	ND		0.00074	-		-	ND	
Benzene	0.06	2.9	4.8	44	89	ND		0.00061	ND		0.00063	-		-	ND		0.00046	ND		0.00066	ND		0.00074	-		-	ND	
Toluene	0.7	100	100	500	1000	ND		0.0012	ND		0.0013	-		-	ND		0.00092	ND		0.0013	ND		0.0015	-		-	ND	
Ethylbenzene	1	30	41	390	780	ND		0.0012	ND		0.0013	-		-	ND		0.00092	ND		0.0013	ND		0.0015	-		-	ND	
Chloromethane	NA	NA	NA	NA	NA	ND		0.0049	ND		0.005	-		-	ND		0.0037	ND		0.0052	ND		0.0059	-		-	ND	
Bromomethane	NA	NA	NA	NA	NA	ND		0.0024	ND		0.0025	-		-	ND		0.0018	ND		0.0026	ND		0.003	-		-	ND	
Vinyl chloride	0.02	0.21	0.9	13	27	ND		0.0012	ND		0.0013	-		-	ND		0.00092	ND		0.0013	ND		0.0015	-		-	ND	
Chloroethane	NA	NA	NA	NA	NA	ND		0.0024	ND		0.0025	-		-	ND		0.0018	ND		0.0026	ND		0.003	-		-	ND	
1,1-Dichloroethene	0.33	100	100	500	1000	ND		0.0012	ND		0.0013	-		-	ND		0.00092	ND		0.0013	ND		0.0015	-		-	ND	
trans-1,2-Dichloroethene	0.19	100	100	500	1000	ND		0.0018	ND		0.0019	-		-	ND		0.0014	ND		0.002	ND		0.0022	-		-	ND	
Trichloroethene	0.47	10	21	200	400	ND		0.00061	ND		0.00063	-		-	ND		0.00046	ND		0.00066	ND		0.00074	-		-	ND	
1,2-Dichlorobenzene	1.1	100	100	500	1000	ND		0.0024	ND		0.0025	-		-	ND		0.0018	ND		0.0026	ND		0.003	-		-	ND	
1,3-Dichlorobenzene	2.4	17	49	280	560	ND		0.0024	ND		0.0025	-		-	ND		0.0018	ND		0.0026	ND		0.003	-		-	ND	
1,4-Dichlorobenzene	1.8	9.8	13	130	250	ND		0.0024	ND		0.0025	-		-	ND		0.0018	ND		0.0026	ND		0.003	-		-	ND	
Methyl tert butyl ether	0.93	62	100	500	1000	ND		0.0024	ND		0.0025	-		-	ND		0.0018	ND		0.0026	ND		0.003	-		-	ND	
p/m-Xylene	NA	NA	NA	NA	NA	ND		0.0024	ND		0.0025	-		-	ND		0.0018	ND		0.0026	ND		0.003	-		-	ND	
o-Xylene	NA	NA	NA	NA	NA	ND		0.0012	ND		0.0013	-		-	ND		0.00092	ND		0.0013	ND		0.0015	-		-	ND	
cis-1,2-Dichloroethene	0.25	59	100	500	1000	ND		0.0012	ND		0.0013	-		-	ND		0.00092	ND		0.0013	ND		0.0015	-		-	ND	
Styrene	NA	NA	NA	NA	NA	ND		0.0012	ND		0.0013	-		-	ND		0.00092	ND		0.0013	ND		0.0015	-		-	ND	
Dichlorodifluoromethane	NA	NA	NA	NA	NA	ND		0.012	ND		0.013	-		-	ND		0.0092	ND		0.013	ND		0.015	-		-	ND	

TABLE 3

Subsurface Soil Summary
Hope on Main - 954 Main Street
Brownfield Cleanup Program

					SAMPLE ID:	G4-01			H1-01_0-2FT			H1-02_2-4FT			H2-01-0-2FT			H5-00			H5-01			H5-02			I1-01_0-	
					COLLECTION DATE:	8/16/2023			8/22/2023			8/22/2023			8/22/2023			8/18/2023			8/18/2023			8/18/2023			8/21/2	
					SAMPLE DEPTH:	2			0-2			2-4			0-2			2			3			5			0-2	
					SAMPLE MATRIX:	SOIL			SOIL			SOIL			SOIL			SOIL			SOIL			SOIL			SOIL	
	NY-UNRES	NY-RESR	NY-RESRR	NY-RESC	NY-RESI																							
ANALYTE	(mg/kg)	(mg/kg)	(mg/kg)	(mg/kg)	(mg/kg)	Result	Flg	RL	Result	Flg	RL	Result	Flg	RL	Result	Flg	RL	Result	Flg	RL	Result	Flg	RL	Result	Flg	RL	Result	Flg
Acetone	0.05	100	100	500	1000	ND		0.012	ND		0.013	-		-	ND		0.0092	ND		0.013	ND		0.015	-		-	ND	
Carbon disulfide	NA	NA	NA	NA	NA	ND		0.012	ND		0.013	-		-	ND		0.0092	ND		0.013	ND		0.015	-		-	ND	
2-Butanone	0.12	100	100	500	1000	ND		0.012	ND		0.013	-		-	ND		0.0092	ND		0.013	ND		0.015	-		-	ND	
4-Methyl-2-pentanone	NA	NA	NA	NA	NA	ND		0.012	ND		0.013	-		-	ND		0.0092	ND		0.013	ND		0.015	-		-	ND	
2-Hexanone	NA	NA	NA	NA	NA	ND		0.012	ND		0.013	-		-	ND		0.0092	ND		0.013	ND		0.015	-		-	ND	
1,2-Dibromoethane	NA	NA	NA	NA	NA	ND		0.0012	ND		0.0013	-		-	ND		0.00092	ND		0.0013	ND		0.0015	-		-	ND	
n-Butylbenzene	12	100	100	500	1000	ND		0.0012	ND		0.0013	-		-	ND		0.00092	ND		0.0013	ND		0.0015	-		-	ND	
sec-Butylbenzene	11	100	100	500	1000	ND		0.0012	ND		0.0013	-		-	ND		0.00092	ND		0.0013	ND		0.0015	-		-	ND	
tert-Butylbenzene	5.9	100	100	500	1000	ND		0.0024	ND		0.0025	-		-	ND		0.0018	ND		0.0026	ND		0.003	-		-	ND	
1,2-Dibromo-3-chloropropane	NA	NA	NA	NA	NA	ND		0.0036	ND		0.0038	-		-	ND		0.0028	ND		0.0039	ND		0.0044	-		-	ND	
Isopropylbenzene	NA	NA	NA	NA	NA	ND		0.0012	ND		0.0013	-		-	ND		0.00092	ND		0.0013	ND		0.0015	-		-	ND	
p-Isopropyltoluene	NA	NA	NA	NA	NA	ND		0.0012	ND		0.0013	-		-	ND		0.00092	ND		0.0013	ND		0.0015	-		-	ND	
Naphthalene	12	100	100	500	1000	ND		0.0049	ND		0.005	-		-	ND		0.0037	ND		0.0052	ND		0.0059	-		-	ND	
n-Propylbenzene	3.9	100	100	500	1000	ND		0.0012	ND		0.0013	-		-	ND		0.00092	ND		0.0013	ND		0.0015	-		-	ND	
1,2,4-Trichlorobenzene	NA	NA	NA	NA	NA	ND		0.0024	ND		0.0025	-		-	ND		0.0018	ND		0.0026	ND		0.003	-		-	ND	
1,3,5-Trimethylbenzene	8.4	47	52	190	380	ND		0.0024	ND		0.0025	-		-	ND		0.0018	ND		0.0026	ND		0.003	-		-	ND	
1,2,4-Trimethylbenzene	3.6	47	52	190	380	ND		0.0024	ND		0.0025	-		-	ND		0.0018	ND		0.0026	ND		0.003	-		-	ND	
Methyl Acetate	NA	NA	NA	NA	NA	ND		0.0049	ND		0.005	-		-	ND		0.0037	ND		0.0052	ND		0.0059	-		-	ND	
Cyclohexane	NA	NA	NA	NA	NA	ND		0.012	ND		0.013	-		-	ND		0.0092	ND		0.013	ND		0.015	-		-	ND	
Freon-113	NA	NA	NA	NA	NA	ND		0.0049	ND		0.005	-		-	ND		0.0037	ND		0.0052	ND		0.0059	-		-	ND	
Methyl cyclohexane	NA	NA	NA	NA	NA	ND		0.0049	ND		0.005	-		-	ND		0.0037	ND		0.0052	ND		0.0059	-		-	ND	
PERFLUORINATED ALKYL ACIDS																												
Perfluorobutanoic Acid (PFBA)	NA	NA	NA	NA	NA	ND		0.000793	ND		0.000793	-		-	ND		0.00079	0.000405	J	0.000794	0.000119	J	0.000792	-		-	ND	
Perfluoropentanoic Acid (PFPeA)	NA	NA	NA	NA	NA	ND		0.000396	0.000222	J	0.000396	-		-	ND		0.000395	0.000714		0.000397	0.00019	J	0.000396	-		-	ND	
Perfluorobutanesulfonic Acid (PFBS)	NA	NA	NA	NA	NA	ND		0.000198	ND		0.000198	-		-	ND		0.000198	0.000048	J	0.000198	ND		0.000198	-		-	ND	
1H,1H,2H,2H-Perfluorohexanesulfonic Acid (4:2FTS)	NA	NA	NA	NA	NA	ND		0.000793	ND		0.000793	-		-	ND		0.00079	ND		0.000794	ND		0.000792	-		-	ND	
Perfluorohexanoic Acid (PFHxA)	NA	NA	NA	NA	NA	ND		0.000198	0.000182	J	0.000198	-		-	ND		0.000198	0.000468		0.000198	0.000166	J	0.000198	-		-	0.000044	J
Perfluoropentanesulfonic Acid (PFPeS)	NA	NA	NA	NA	NA	ND		0.000198	ND		0.000198	-		-	ND		0.000198	ND		0.000198	ND		0.000198	-		-	ND	
Perfluoroheptanoic Acid (PFHpA)	NA	NA	NA	NA	NA	ND		0.000198	0.000151	J	0.000198	-		-	ND		0.000198	0.000262		0.000198	0.000095	J	0.000198	-		-	0.000027	J
Perfluorohexanesulfonic Acid (PFHxS)	NA	NA	NA	NA	NA	ND		0.000198	ND		0.000198	-		-	ND		0.000198	0.000064	J	0.000198	ND		0.000198	-		-	ND	
Perfluorooctanoic Acid (PFOA)	0.00066	0.0066	0.033	0.5	0.6	ND		0.000198	0.000238		0.000198	-		-	ND		0.000198	**0.000952**		0.000198	0.000333		0.000198	-		-	0.000053	J
1H,1H,2H,2H-Perfluorooctanesulfonic Acid (6:2FTS)	NA	NA	NA	NA	NA	ND		0.000793	0.000388	J	0.000793	-		-	ND		0.00079	ND		0.000794	ND		0.000792	-		-	ND	
Perfluoroheptanesulfonic Acid (PFHpS)	NA	NA	NA	NA	NA	ND		0.000198	ND		0.000198	-		-	ND		0.000198	ND		0.000198	ND		0.000198	-		-	ND	
Perfluorononanoic Acid (PFNA)	NA	NA	NA	NA	NA	ND		0.000198	ND		0.000198	-		-	ND		0.000198	0.000182	J	0.000198	0.000079	J	0.000198	-		-	ND	
Perfluorooctanesulfonic Acid (PFOS)	0.00088	0.0088	0.044	0.44	0.44	ND		0.000198	ND		0.000198	-		-	0.000095	J	0.000198	**0.00329**		0.000198	**0.00118**		0.000198	-		-	0.000779	
Perfluorodecanoic Acid (PFDA)	NA	NA	NA	NA	NA	ND		0.000198	ND		0.000198	-		-	ND		0.000198	0.000294		0.000198	0.000079	J	0.000198	-		-	0.000188	

TABLE 3

Subsurface Soil Summary
Hope on Main - 954 Main Street
Brownfield Cleanup Program

					SAMPLE ID:	G4-01			H1-01_0-2FT			H1-02_2-4FT			H2-01-0-2FT			H5-00			H5-01			H5-02			I1-01_0-	
					COLLECTION DATE:	8/16/2023			8/22/2023			8/22/2023			8/22/2023			8/18/2023			8/18/2023			8/18/2023			8/21/2(	
					SAMPLE DEPTH:	2			0-2			2-4			0-2			2			3			5			0-2	
					SAMPLE MATRIX:	SOIL			SOIL			SOIL			SOIL			SOIL			SOIL			SOIL			SOIL	
	NY-UNRES	NY-RESR	NY-RESRR	NY-RESC	NY-RESI																							
ANALYTE	(mg/kg)	(mg/kg)	(mg/kg)	(mg/kg)	(mg/kg)	Result	Flg	RL	Result	Flg	RL	Result	Flg	RL	Result	Flg	RL	Result	Flg	RL	Result	Flg	RL	Result	Flg	RL	Result	Flg
1H,1H,2H,2H-Perfluorodecanesulfonic Acid (8:2FTS)	NA	NA	NA	NA	NA	ND		0.000793	ND		0.000793	-		-	ND		0.00079	ND		0.000794	ND		0.000792	-		-	ND	
Perfluorononanesulfonic Acid (PFNS)	NA	NA	NA	NA	NA	ND		0.000198	ND		0.000198	-		-	ND		0.000198	ND		0.000198	ND		0.000198	-		-	ND	
N-Methyl Perfluorooctanesulfonamidoacetic Acid (NMeFOSAA)	NA	NA	NA	NA	NA	ND		0.000198	ND		0.000198	-		-	ND		0.000198	ND		0.000198	ND		0.000198	-		-	ND	
Perfluoroundecanoic Acid (PFUnA)	NA	NA	NA	NA	NA	ND		0.000198	ND		0.000198	-		-	ND		0.000198	0.000135	J	0.000198	ND		0.000198	-		-	ND	
Perfluorodecanesulfonic Acid (PFDS)	NA	NA	NA	NA	NA	ND		0.000198	ND		0.000198	-		-	ND		0.000198	0.000238		0.000198	0.000071	J	0.000198	-		-	ND	
Perfluorooctanesulfonamide (PFOSA)	NA	NA	NA	NA	NA	ND		0.000198	ND		0.000198	-		-	ND		0.000198	ND		0.000198	ND		0.000198	-		-	ND	
N-Ethyl Perfluorooctanesulfonamidoacetic Acid (NEtFOSAA)	NA	NA	NA	NA	NA	ND		0.000198	ND		0.000198	-		-	ND		0.000198	ND		0.000198	ND		0.000198	-		-	ND	
Perfluorododecanoic Acid (PFDoA)	NA	NA	NA	NA	NA	ND		0.000198	ND		0.000198	-		-	ND		0.000198	0.000167	J	0.000198	ND		0.000198	-		-	ND	
Perfluorotridecanoic Acid (PFTrDA)	NA	NA	NA	NA	NA	ND		0.000198	ND		0.000198	-		-	ND		0.000198	0.000056	J	0.000198	ND		0.000198	-		-	ND	
Perfluorotetradecanoic Acid (PFTeDA)	NA	NA	NA	NA	NA	ND		0.000198	ND		0.000198	-		-	ND		0.000198	ND		0.000198	ND		0.000198	-		-	ND	
Hexafluoropropylene Oxide Dimer Acid (HFPO-DA)	NA	NA	NA	NA	NA	ND		0.000793	ND		0.000793	-		-	ND		0.00079	ND		0.000794	ND		0.000792	-		-	ND	
4,8-Dioxa-3h-Perfluorononanoic Acid (ADONA)	NA	NA	NA	NA	NA	ND		0.000793	ND		0.000793	-		-	ND		0.00079	ND		0.000794	ND		0.000792	-		-	ND	
Perfluorododecanesulfonic Acid (PFDoS)	NA	NA	NA	NA	NA	ND		0.000198	ND		0.000198	-		-	ND		0.000198	ND		0.000198	ND		0.000198	-		-	ND	
9-Chlorohexadecafluoro-3-Oxanone-1-Sulfonic Acid (9Cl-PF3ONS)	NA	NA	NA	NA	NA	ND		0.000793	ND		0.000793	-		-	ND		0.00079	ND		0.000794	ND		0.000792	-		-	ND	
11-Chloroeicosafluoro-3-Oxaundecane-1-Sulfonic Acid (11Cl-PF3OUdS)	NA	NA	NA	NA	NA	ND		0.000793	ND		0.000793	-		-	ND		0.00079	ND		0.000794	ND		0.000792	-		-	ND	
N-Methyl Perfluorooctane Sulfonamide (NMeFOSA)	NA	NA	NA	NA	NA	ND		0.000198	ND		0.000198	-		-	ND		0.000198	ND		0.000198	ND		0.000198	-		-	ND	
N-Ethyl Perfluorooctane Sulfonamide (NEtFOSA)	NA	NA	NA	NA	NA	ND		0.000198	ND		0.000198	-		-	ND		0.000198	ND		0.000198	ND		0.000198	-		-	ND	
N-Methyl Perfluorooctanesulfonamido Ethanol (NMeFOSE)	NA	NA	NA	NA	NA	ND		0.00198	ND		0.00198	-		-	ND		0.00198	0.00027	J	0.00198	ND		0.00198	-		-	ND	
N-Ethyl Perfluorooctanesulfonamido Ethanol (NEtFOSE)	NA	NA	NA	NA	NA	ND		0.00198	ND		0.00198	-		-	ND		0.00198	ND		0.00198	ND		0.00198	-		-	ND	
Perfluoro-3-Methoxypropanoic Acid (PFMPA)	NA	NA	NA	NA	NA	ND		0.000396	ND		0.000396	-		-	ND		0.000395	ND		0.000397	ND		0.000396	-		-	ND	
Perfluoro-4-Methoxybutanoic Acid (PFMBA)	NA	NA	NA	NA	NA	ND		0.000396	ND		0.000396	-		-	ND		0.000395	ND		0.000397	ND		0.000396	-		-	ND	
Perfluoro(2-Ethoxyethane)Sulfonic Acid (PFEESA)	NA	NA	NA	NA	NA	ND		0.000396	ND		0.000396	-		-	ND		0.000395	ND		0.000397	ND		0.000396	-		-	ND	
Nonafluoro-3,6-Dioxaheptanoic Acid (NFDHA)	NA	NA	NA	NA	NA	ND		0.000396	ND		0.000396	-		-	ND		0.000395	ND		0.000397	ND		0.000396	-		-	ND	
3-Perfluoropropyl Propanoic Acid (3:3FTCA)	NA	NA	NA	NA	NA	ND		0.000991	ND		0.000991	-		-	ND		0.000988	ND		0.000992	ND		0.00099	-		-	ND	
2H,2H,3H,3H-Perfluorooctanoic Acid (5:3FTCA)	NA	NA	NA	NA	NA	ND		0.00496	ND		0.00495	-		-	ND		0.00494	ND		0.00496	ND		0.00495	-		-	ND	
3-Perfluoroheptyl Propanoic Acid (7:3FTCA)	NA	NA	NA	NA	NA	ND		0.00496	ND		0.00495	-		-	ND		0.00494	ND		0.00496	ND		0.00495	-		-	ND	
SVOCs																												
Acenaphthene	20	100	100	500	1000	ND		0.14	0.028	J	0.16	-		-	0.11	J	0.15	0.025	J	0.17	0.032	J	0.15	-		-	ND	
1,2,4-Trichlorobenzene	NA	NA	NA	NA	NA	-		-	-		-	-		-	-		-	-		-	-		-	-		-	-	

TABLE 3

Subsurface Soil Summary
Hope on Main - 954 Main Street
Brownfield Cleanup Program

					SAMPLE ID:	G4-01			H1-01_0-2FT			H1-02_2-4FT			H2-01-0-2FT			H5-00			H5-01			H5-02			I1-01_0-	
					COLLECTION DATE:	8/16/2023			8/22/2023			8/22/2023			8/22/2023			8/18/2023			8/18/2023			8/18/2023			8/21/2(	
					SAMPLE DEPTH:	2			0-2			2-4			0-2			2			3			5			0-2	
					SAMPLE MATRIX:	SOIL			SOIL			SOIL			SOIL			SOIL			SOIL			SOIL			SOIL	
	NY-UNRES	NY-RESR	NY-RESRR	NY-RESC	NY-RESI																							
ANALYTE	(mg/kg)	(mg/kg)	(mg/kg)	(mg/kg)	(mg/kg)	Result	Flg	RL	Result	Flg	RL	Result	Flg	RL	Result	Flg	RL	Result	Flg	RL	Result	Flg	RL	Result	Flg	RL	Result	Flg
Hexachlorobenzene	0.33	0.33	1.2	6	12	ND		0.1	ND		0.12	-		-	ND		0.11	ND		0.13	ND		0.11	-		-	ND	
Bis(2-chloroethyl)ether	NA	NA	NA	NA	NA	ND		0.16	ND		0.17	-		-	ND		0.17	ND		0.19	ND		0.16	-		-	ND	
2-Chloronaphthalene	NA	NA	NA	NA	NA	ND		0.18	ND		0.19	-		-	ND		0.19	ND		0.22	ND		0.18	-		-	ND	
3,3'-Dichlorobenzidine	NA	NA	NA	NA	NA	ND		0.18	ND		0.19	-		-	ND		0.19	ND		0.22	ND		0.18	-		-	ND	
2,4-Dinitrotoluene	NA	NA	NA	NA	NA	ND		0.18	ND		0.19	-		-	ND		0.19	ND		0.22	ND		0.18	-		-	ND	
2,6-Dinitrotoluene	NA	NA	NA	NA	NA	ND		0.18	ND		0.19	-		-	ND		0.19	ND		0.22	ND		0.18	-		-	ND	
Fluoranthene	100	100	100	500	1000	ND		0.1	0.71		0.12	-		-	0.39		0.11	0.82		0.13	0.46		0.11	-		-	0.15	
4-Chlorophenyl phenyl ether	NA	NA	NA	NA	NA	ND		0.18	ND		0.19	-		-	ND		0.19	ND		0.22	ND		0.18	-		-	ND	
4-Bromophenyl phenyl ether	NA	NA	NA	NA	NA	ND		0.18	ND		0.19	-		-	ND		0.19	ND		0.22	ND		0.18	-		-	ND	
Bis(2-chloroisopropyl)ether	NA	NA	NA	NA	NA	ND		0.21	ND		0.23	-		-	ND		0.22	ND		0.26	ND		0.22	-		-	ND	
Bis(2-chloroethoxy)methane	NA	NA	NA	NA	NA	ND		0.19	ND		0.21	-		-	ND		0.2	ND		0.23	ND		0.2	-		-	ND	
Hexachlorobutadiene	NA	NA	NA	NA	NA	ND		0.18	ND		0.19	-		-	ND		0.19	ND		0.22	ND		0.18	-		-	ND	
Hexachlorocyclopentadiene	NA	NA	NA	NA	NA	ND		0.5	ND		0.56	-		-	ND		0.53	ND		0.62	ND		0.52	-		-	ND	
Hexachloroethane	NA	NA	NA	NA	NA	ND		0.14	ND		0.16	-		-	ND		0.15	ND		0.17	ND		0.15	-		-	ND	
Isophorone	NA	NA	NA	NA	NA	ND		0.16	ND		0.17	-		-	ND		0.17	ND		0.19	ND		0.16	-		-	ND	
Naphthalene	12	100	100	500	1000	0.061	J	0.18	ND		0.19	-		-	0.14	J	0.19	ND		0.22	ND		0.18	-		-	ND	
Nitrobenzene	NA	NA	NA	NA	NA	ND		0.16	ND		0.17	-		-	ND		0.17	ND		0.19	ND		0.16	-		-	ND	
NDPA/DPA	NA	NA	NA	NA	NA	ND		0.14	ND		0.16	-		-	ND		0.15	ND		0.17	ND		0.15	-		-	ND	
n-Nitrosodi-n-propylamine	NA	NA	NA	NA	NA	ND		0.18	ND		0.19	-		-	ND		0.19	ND		0.22	ND		0.18	-		-	ND	
Bis(2-ethylhexyl)phthalate	NA	NA	NA	NA	NA	ND		0.18	ND		0.19	-		-	ND		0.19	0.3		0.22	0.12	J	0.18	-		-	ND	
Butyl benzyl phthalate	NA	NA	NA	NA	NA	ND		0.18	ND		0.19	-		-	ND		0.19	ND		0.22	ND		0.18	-		-	ND	
Di-n-butylphthalate	NA	NA	NA	NA	NA	ND		0.18	ND		0.19	-		-	ND		0.19	0.048	J	0.22	ND		0.18	-		-	ND	
Di-n-octylphthalate	NA	NA	NA	NA	NA	ND		0.18	ND		0.19	-		-	ND		0.19	ND		0.22	ND		0.18	-		-	ND	
Diethyl phthalate	NA	NA	NA	NA	NA	ND		0.18	ND		0.19	-		-	ND		0.19	ND		0.22	ND		0.18	-		-	ND	
Dimethyl phthalate	NA	NA	NA	NA	NA	ND		0.18	ND		0.19	-		-	ND		0.19	ND		0.22	ND		0.18	-		-	ND	
Benzo(a)anthracene	1	1	1	5.6	11	ND		0.1	0.32		0.12	-		-	0.2		0.11	0.37		0.13	0.21		0.11	-		-	0.085	J
Benzo(a)pyrene	1	1	1	1	1.1	ND		0.14	0.34		0.16	-		-	0.14	J	0.15	0.42		0.17	0.22		0.15	-		-	0.078	J
Benzo(b)fluoranthene	1	1	1	5.6	11	ND		0.1	0.4		0.12	-		-	0.15		0.11	0.6		0.13	0.28		0.11	-		-	0.095	J
Benzo(k)fluoranthene	0.8	1	3.9	56	110	ND		0.1	0.16		0.12	-		-	0.067	J	0.11	0.17		0.13	0.1	J	0.11	-		-	ND	
Chrysene	1	1	3.9	56	110	ND		0.1	0.34		0.12	-		-	0.18		0.11	0.48		0.13	0.24		0.11	-		-	0.085	J
Acenaphthylene	100	100	100	500	1000	ND		0.14	ND		0.16	-		-	0.053	J	0.15	ND		0.17	ND		0.15	-		-	ND	
Anthracene	100	100	100	500	1000	ND		0.1	0.087	J	0.12	-		-	0.22		0.11	0.078	J	0.13	0.08	J	0.11	-		-	ND	
Benzo(ghi)perylene	100	100	100	500	1000	ND		0.14	0.2		0.16	-		-	0.055	J	0.15	0.29		0.17	0.16		0.15	-		-	0.045	J
Fluorene	30	100	100	500	1000	ND		0.18	0.025	J	0.19	-		-	0.13	J	0.19	0.028	J	0.22	0.033	J	0.18	-		-	ND	
Phenanthrene	100	100	100	500	1000	ND		0.1	0.31		0.12	-		-	0.58		0.11	0.38		0.13	0.28		0.11	-		-	0.096	J
Dibenzo(a,h)anthracene	0.33	0.33	0.33	0.56	1.1	ND		0.1	0.056	J	0.12	-		-	ND		0.11	0.065	J	0.13	0.035	J	0.11	-		-	ND	
Indeno(1,2,3-cd)pyrene	0.5	0.5	0.5	5.6	11	ND		0.14	0.18		0.16	-		-	0.053	J	0.15	0.32		0.17	0.14	J	0.15	-		-	0.045	J

TABLE 3

Subsurface Soil Summary
Hope on Main - 954 Main Street
Brownfield Cleanup Program

					SAMPLE ID:	G4-01			H1-01_0-2FT			H1-02_2-4FT			H2-01-0-2FT			H5-00			H5-01			H5-02			I1-01_0-	
					COLLECTION DATE:	8/16/2023			8/22/2023			8/22/2023			8/22/2023			8/18/2023			8/18/2023			8/18/2023			8/21/2(	
					SAMPLE DEPTH:	2			0-2			2-4			0-2			2			3			5			0-2	
					SAMPLE MATRIX:	SOIL			SOIL			SOIL			SOIL			SOIL			SOIL			SOIL			SOIL	
	NY-UNRES	NY-RESR	NY-RESRR	NY-RESC	NY-RESI																							
ANALYTE	(mg/kg)	(mg/kg)	(mg/kg)	(mg/kg)	(mg/kg)	Result	Flg	RL	Result	Flg	RL	Result	Flg	RL	Result	Flg	RL	Result	Flg	RL	Result	Flg	RL	Result	Flg	RL	Result	Flg
Pyrene	100	100	100	500	1000	ND		0.1	0.61		0.12	-		-	0.34		0.11	0.68		0.13	0.39		0.11	-		-	0.13	
Biphenyl	NA	NA	NA	NA	NA	ND		0.4	ND		0.44	-		-	ND		0.43	ND		0.49	ND		0.42	-		-	ND	
4-Chloroaniline	NA	NA	NA	NA	NA	ND		0.18	ND		0.19	-		-	ND		0.19	ND		0.22	ND		0.18	-		-	ND	
2-Nitroaniline	NA	NA	NA	NA	NA	ND		0.18	ND		0.19	-		-	ND		0.19	ND		0.22	ND		0.18	-		-	ND	
3-Nitroaniline	NA	NA	NA	NA	NA	ND		0.18	ND		0.19	-		-	ND		0.19	ND		0.22	ND		0.18	-		-	ND	
4-Nitroaniline	NA	NA	NA	NA	NA	ND		0.18	ND		0.19	-		-	ND		0.19	ND		0.22	ND		0.18	-		-	ND	
Dibenzofuran	7	14	59	350	1000	ND		0.18	ND		0.19	-		-	0.093	J	0.19	ND		0.22	0.028	J	0.18	-		-	ND	
2-Methylnaphthalene	NA	NA	NA	NA	NA	ND		0.21	ND		0.23	-		-	0.13	J	0.22	ND		0.26	0.027	J	0.22	-		-	ND	
1,2,4,5-Tetrachlorobenzene	NA	NA	NA	NA	NA	ND		0.18	ND		0.19	-		-	ND		0.19	ND		0.22	ND		0.18	-		-	ND	
Acetophenone	NA	NA	NA	NA	NA	ND		0.18	ND		0.19	-		-	ND		0.19	ND		0.22	ND		0.18	-		-	ND	
2,4,6-Trichlorophenol	NA	NA	NA	NA	NA	ND		0.1	ND		0.12	-		-	ND		0.11	ND		0.13	ND		0.11	-		-	ND	
p-Chloro-m-cresol	NA	NA	NA	NA	NA	ND		0.18	ND		0.19	-		-	ND		0.19	ND		0.22	ND		0.18	-		-	ND	
2-Chlorophenol	NA	NA	NA	NA	NA	ND		0.18	ND		0.19	-		-	ND		0.19	ND		0.22	ND		0.18	-		-	ND	
2,4-Dichlorophenol	NA	NA	NA	NA	NA	ND		0.16	ND		0.17	-		-	ND		0.17	ND		0.19	ND		0.16	-		-	ND	
2,4-Dimethylphenol	NA	NA	NA	NA	NA	ND		0.18	ND		0.19	-		-	ND		0.19	ND		0.22	ND		0.18	-		-	ND	
2-Nitrophenol	NA	NA	NA	NA	NA	ND		0.38	ND		0.42	-		-	ND		0.4	ND		0.47	ND		0.4	-		-	ND	
4-Nitrophenol	NA	NA	NA	NA	NA	ND		0.24	ND		0.27	-		-	ND		0.26	ND		0.3	ND		0.26	-		-	ND	
2,4-Dinitrophenol	NA	NA	NA	NA	NA	ND		0.84	ND		0.93	-		-	ND		0.9	ND		1	ND		0.88	-		-	ND	
4,6-Dinitro-o-cresol	NA	NA	NA	NA	NA	ND		0.46	ND		0.5	-		-	ND		0.48	ND		0.56	ND		0.48	-		-	ND	
Pentachlorophenol	0.8	2.4	6.7	6.7	55	ND		0.14	ND		0.16	-		-	ND		0.15	ND		0.17	ND		0.15	-		-	ND	
Phenol	0.33	100	100	500	1000	ND		0.18	ND		0.19	-		-	ND		0.19	ND		0.22	ND		0.18	-		-	ND	
2-Methylphenol	0.33	100	100	500	1000	ND		0.18	ND		0.19	-		-	ND		0.19	ND		0.22	ND		0.18	-		-	ND	
3-Methylphenol/4-Methylphenol	0.33	34	100	500	1000	ND		0.25	ND		0.28	-		-	ND		0.27	ND		0.31	ND		0.26	-		-	ND	
2,4,5-Trichlorophenol	NA	NA	NA	NA	NA	ND		0.18	ND		0.19	-		-	ND		0.19	ND		0.22	ND		0.18	-		-	ND	
Carbazole	NA	NA	NA	NA	NA	ND		0.18	0.039	J	0.19	-		-	0.059	J	0.19	0.057	J	0.22	0.038	J	0.18	-		-	ND	
Atrazine	NA	NA	NA	NA	NA	ND		0.14	ND		0.16	-		-	ND		0.15	ND		0.17	ND		0.15	-		-	ND	
Benzaldehyde	NA	NA	NA	NA	NA	ND		0.23	ND		0.26	-		-	ND		0.25	ND		0.28	ND		0.24	-		-	ND	
Caprolactam	NA	NA	NA	NA	NA	ND		0.18	ND		0.19	-		-	ND		0.19	ND		0.22	ND		0.18	-		-	ND	
2,3,4,6-Tetrachlorophenol	NA	NA	NA	NA	NA	ND		0.18	ND		0.19	-		-	ND		0.19	ND		0.22	ND		0.18	-		-	ND	
1,4-Dioxane	0.1	9.8	13	130	250	ND		0.026	ND		0.029	-		-	ND		0.028	ND		0.032	ND		0.028	-		-	ND	
HERBICIDES																												
2,4,5-TP (Silvex)	3.8	58	100	500	1000	-		-	-		-	-		-	-		-	ND		0.209	-		-	-		-	-	
PESTICIDES																												
Delta-BHC	0.04	100	100	500	1000	-		-	-		-	-		-	-		-	ND		0.00202	-		-	-		-	-	
Lindane	0.1	0.28	1.3	9.2	23	-		-	-		-	-		-	-		-	ND		0.000842	-		-	-		-	-	
Alpha-BHC	0.02	0.097	0.48	3.4	6.8	-		-	-		-	-		-	-		-	ND		0.000842	-		-	-		-	-	
Beta-BHC	0.036	0.072	0.36	3	14	-		-	-		-	-		-	-		-	ND		0.00202	-		-	-		-	-	

TABLE 3

Subsurface Soil Summary
Hope on Main - 954 Main Street
Brownfield Cleanup Program

					SAMPLE ID:	G4-01			H1-01_0-2FT			H1-02_2-4FT			H2-01-0-2FT			H5-00			H5-01			H5-02			I1-01_0-	
					COLLECTION DATE:	8/16/2023			8/22/2023			8/22/2023			8/22/2023			8/18/2023			8/18/2023			8/18/2023			8/21/2(	
					SAMPLE DEPTH:	2			0-2			2-4			0-2			2			3			5			0-2	
					SAMPLE MATRIX:	SOIL			SOIL			SOIL			SOIL			SOIL			SOIL			SOIL			SOIL	
	NY-UNRES	NY-RESR	NY-RESRR	NY-RESC	NY-RESI																							
ANALYTE	(mg/kg)	(mg/kg)	(mg/kg)	(mg/kg)	(mg/kg)	Result	Flg	RL	Result	Flg	RL	Result	Flg	RL	Result	Flg	RL	Result	Flg	RL	Result	Flg	RL	Result	Flg	RL	Result	Flg
Heptachlor	0.042	0.42	2.1	15	29	-		-	-		-	-		-	-		-	ND		0.00101	-		-	-		-	-	
Aldrin	0.005	0.019	0.097	0.68	1.4	-		-	-		-	-		-	-		-	ND		0.00202	-		-	-		-	-	
Heptachlor epoxide	NA	NA	NA	NA	NA	-		-	-		-	-		-	-		-	ND		0.00379	-		-	-		-	-	
Endrin	0.014	2.2	11	89	410	-		-	-		-	-		-	-		-	ND		0.000842	-		-	-		-	-	
Endrin aldehyde	NA	NA	NA	NA	NA	-		-	-		-	-		-	-		-	ND		0.00252	-		-	-		-	-	
Endrin ketone	NA	NA	NA	NA	NA	-		-	-		-	-		-	-		-	ND		0.00202	-		-	-		-	-	
Dieldrin	0.005	0.039	0.2	1.4	2.8	-		-	-		-	-		-	-		-	ND		0.00126	-		-	-		-	-	
4,4'-DDE	0.0033	1.8	8.9	62	120	-		-	-		-	-		-	-		-	**0.105**		0.00202	-		-	-		-	-	
4,4'-DDD	0.0033	2.6	13	92	180	-		-	-		-	-		-	-		-	**0.00475**		0.00202	-		-	-		-	-	
4,4'-DDT	0.0033	1.7	7.9	47	94	-		-	-		-	-		-	-		-	**0.0597**		0.00202	-		-	-		-	-	
Endosulfan I	2.4	4.8	24	200	920	-		-	-		-	-		-	-		-	ND		0.00202	-		-	-		-	-	
Endosulfan II	2.4	4.8	24	200	920	-		-	-		-	-		-	-		-	ND		0.00202	-		-	-		-	-	
Endosulfan sulfate	2.4	4.8	24	200	920	-		-	-		-	-		-	-		-	ND		0.000842	-		-	-		-	-	
Methoxychlor	NA	NA	NA	NA	NA	-		-	-		-	-		-	-		-	ND		0.00379	-		-	-		-	-	
Toxaphene	NA	NA	NA	NA	NA	-		-	-		-	-		-	-		-	ND		0.0379	-		-	-		-	-	
cis-Chlordane	0.094	0.91	4.2	24	47	-		-	-		-	-		-	-		-	ND		0.00252	-		-	-		-	-	
trans-Chlordane	NA	NA	NA	NA	NA	-		-	-		-	-		-	-		-	ND		0.00252	-		-	-		-	-	
Chlordane	NA	NA	NA	NA	NA	-		-	-		-	-		-	-		-	ND		0.0168	-		-	-		-	-	
POLYCHLORINATED BIPHENYLS																												
Aroclor 1016	0.1	1	1	1	25	-		-	-		-	-		-	-		-	ND		0.0613	-		-	-		-	-	
Aroclor 1221	0.1	1	1	1	25	-		-	-		-	-		-	-		-	ND		0.0613	-		-	-		-	-	
Aroclor 1232	0.1	1	1	1	25	-		-	-		-	-		-	-		-	ND		0.0613	-		-	-		-	-	
Aroclor 1242	0.1	1	1	1	25	-		-	-		-	-		-	-		-	ND		0.0613	-		-	-		-	-	
Aroclor 1248	0.1	1	1	1	25	-		-	-		-	-		-	-		-	ND		0.0613	-		-	-		-	-	
Aroclor 1254	0.1	1	1	1	25	-		-	-		-	-		-	-		-	0.0423	J	0.0613	-		-	-		-	-	
Aroclor 1260	0.1	1	1	1	25	-		-	-		-	-		-	-		-	0.0363	J	0.0613	-		-	-		-	-	
Aroclor 1262	0.1	1	1	1	25	-		-	-		-	-		-	-		-	ND		0.0613	-		-	-		-	-	
Aroclor 1268	0.1	1	1	1	25	-		-	-		-	-		-	-		-	0.0201	J	0.0613	-		-	-		-	-	
PCBs, Total	0.1	1	1	1	25	-		-	-		-	-		-	-		-	0.0987	J	0.0613	-		-	-		-	-	
METALS																												
Aluminum, Total	NA	NA	NA	NA	NA	6280		8.18	6370		9.04	-		-	3080		8.76	8650		9.58	8350		8.6	-		-	6300	
Antimony, Total	NA	NA	NA	NA	NA	0.794	J	4.09	ND		4.52	-		-	ND		4.38	1.06	J	4.79	0.597	J	4.3	-		-	0.714	J
Arsenic, Total	13	16	16	16	16	2.4		0.818	**22**		0.904	2.42		0.451	2.2		0.876	11.2		0.958	7.54		0.86	-		-	**21**	
Barium, Total	350	350	400	400	10000	29.2		0.818	136		0.904	-		-	17.8		0.876	111		0.958	77.6		0.86	-		-	54	
Beryllium, Total	7.2	14	72	590	2700	0.356	J	0.409	0.363	J	0.452	-		-	0.157	J	0.438	0.509		0.479	0.424	J	0.43	-		-	0.56	
Cadmium, Total	2.5	2.5	4.3	9.3	60	0.164	J	0.818	0.196	J	0.904	-		-	ND		0.876	1.16		0.958	0.608	J	0.86	-		-	0.356	J
Calcium, Total	NA	NA	NA	NA	NA	14000		8.18	29800		9.04	-		-	120000		87.6	64900		9.58	28600		8.6	-		-	6150	
Chromium, Total	NA	NA	NA	NA	NA	8.6		0.818	11.1		0.904	-		-	6.04		0.876	20.6		0.958	16.4		0.86	-		-	13.2	
Cobalt, Total	NA	NA	NA	NA	NA	4.45		1.64	5.11		1.81	-		-	3.2		1.75	6.42		1.92	4.77		1.72	-		-	4.73	

TABLE 3

Subsurface Soil Summary
Hope on Main - 954 Main Street
Brownfield Cleanup Program

					SAMPLE ID:	G4-01			H1-01_0-2FT			H1-02_2-4FT			H2-01-0-2FT			H5-00			H5-01			H5-02			I1-01_0-	
					COLLECTION DATE:	8/16/2023			8/22/2023			8/22/2023			8/22/2023			8/18/2023			8/18/2023			8/18/2023			8/21/2(	
					SAMPLE DEPTH:	2			0-2			2-4			0-2			2			3			5			0-2	
					SAMPLE MATRIX:	SOIL			SOIL			SOIL			SOIL			SOIL			SOIL			SOIL			SOIL	
	NY-UNRES	NY-RESR	NY-RESRR	NY-RESC	NY-RESI																							
ANALYTE	(mg/kg)	(mg/kg)	(mg/kg)	(mg/kg)	(mg/kg)	Result	Flg	RL	Result	Flg	RL	Result	Flg	RL	Result	Flg	RL	Result	Flg	RL	Result	Flg	RL	Result	Flg	RL	Result	Flg
Copper, Total	50	270	270	270	10000	10.2		0.818	33.9		0.904	-		-	9.56		0.876	49.7		0.958	30.1		0.86	-		-	**140**	
Iron, Total	NA	NA	NA	NA	NA	12100		4.09	13900		4.52	-		-	8260		4.38	18700		4.79	13800		4.3	-		-	17900	
Lead, Total	63	400	400	1000	3900	13.1		4.09	**530**		4.52	12.4		2.26	13.7		4.38	**291**		4.79	**167**		4.3	43.8		2.14	**688**	
Magnesium, Total	NA	NA	NA	NA	NA	8270		8.18	7860		9.04	-		-	64400		8.76	11200		9.58	10000		8.6	-		-	3410	
Manganese, Total	1600	2000	2000	10000	10000	305		0.818	392		0.904	-		-	286		0.876	447		0.958	311		0.86	-		-	281	
Mercury, Total	0.18	0.81	0.81	2.8	5.7	ND		0.069	**0.62**		0.075	0.08		0.078	0.048	J	0.071	**0.301**		0.079	0.134		0.072	-		-	**0.43**	
Nickel, Total	30	140	310	310	10000	7.37		2.04	11.8		2.26	-		-	6.7		2.19	17.6		2.39	12.8		2.15	-		-	17.4	
Potassium, Total	NA	NA	NA	NA	NA	547		204	862		226	-		-	729		219	1140		239	1030		215	-		-	813	
Selenium, Total	3.9	36	180	1500	6800	ND		1.64	0.383	J	1.81	-		-	ND		1.75	0.788	J	1.92	ND		1.72	-		-	0.77	J
Silver, Total	2	36	180	1500	6800	ND		0.409	0.885		0.452	-		-	1.77		0.438	0.399	J	0.479	ND		0.43	-		-	0.389	J
Sodium, Total	NA	NA	NA	NA	NA	56.8	J	164	478		181	-		-	461		175	231		192	427		172	-		-	1050	
Thallium, Total	NA	NA	NA	NA	NA	ND		1.64	ND		1.81	-		-	ND		1.75	0.562	J	1.92	0.587	J	1.72	-		-	0.394	J
Vanadium, Total	NA	NA	NA	NA	NA	15.1		0.818	15.5		0.904	-		-	10		0.876	22		0.958	20		0.86	-		-	17.6	
Zinc, Total	109	2200	10000	10000	10000	60.9		4.09	**149**		4.52	51.6		2.26	48.8		4.38	**385**		4.79	**233**		4.3	91.2		2.14	**372**	
GENERAL CHEMISTRY																												
Solids, Total	NA	NA	NA	NA	NA	92.9		0.1	85.1		0.1	86.8		0.1	88.2		0.1	79		0.1	88.4		0.1	91.1		0.1	85.8	
Cyanide, Total	27	27	27	27	10000	ND		1.1	ND		1.1	-		-	ND		1.1	ND		1.2	ND		1.1	-		-	ND	
Chromium, Hexavalent	1	22	110	400	800	-		-	-		-	-		-	-		-	ND		1.01	-		-	-		-	-	

TABLE 3

Subsurface Soil Summary
Hope on Main - 954 Main Street
Brownfield Cleanup Program

					SAMPLE ID:	2FT	DUP-D		I1-02_2-4FT		I1-03_4-6FT		I2-00_0-2FT		I2-01_4-6FT		I3-01-0-2FT		I5-01-0-2FT	
					COLLECTION DATE:	23	8/21/2023		8/21/2023		8/21/2023		8/21/2023		8/21/2023		8/14/2023		8/14/2023	
					SAMPLE DEPTH:		4-Feb		2-4		4-6		0-2		4-6		0-2		0-2	
					SAMPLE MATRIX:		SOIL		SOIL		SOIL		SOIL		SOIL		SOIL		SOIL	
	NY-UNRES	NY-RESR	NY-RESRR	NY-RESC	NY-RESI															
ANALYTE	(mg/kg)	(mg/kg)	(mg/kg)	(mg/kg)	(mg/kg)	RL	Result	Flg	Result	Flg	Result	Flg	Result	Flg	Result	Flg	Result	Flg	Result	Flg
VOCs																				
Methylene chloride	0.05	51	100	500	1000	0.0043	ND	0.0038	-	-	-	-	ND	0.0063	ND	0.0076	ND	0.0052	ND	0.0056
1,1-Dichloroethane	0.27	19	26	240	480	0.00086	ND	0.00076	-	-	-	-	ND	0.0013	ND	0.0015	ND	0.001	ND	0.0011
Chloroform	0.37	10	49	350	700	0.0013	ND	0.0011	-	-	-	-	ND	0.0019	ND	0.0023	ND	0.0016	ND	0.0017
Carbon tetrachloride	0.76	1.4	2.4	22	44	0.00086	ND	0.00076	-	-	-	-	ND	0.0013	ND	0.0015	ND	0.001	ND	0.0011
1,2-Dichloropropane	NA	NA	NA	NA	NA	0.00086	ND	0.00076	-	-	-	-	ND	0.0013	ND	0.0015	ND	0.001	ND	0.0011
Dibromochloromethane	NA	NA	NA	NA	NA	0.00086	ND	0.00076	-	-	-	-	ND	0.0013	ND	0.0015	ND	0.001	ND	0.0011
1,1,2-Trichloroethane	NA	NA	NA	NA	NA	0.00086	ND	0.00076	-	-	-	-	ND	0.0013	ND	0.0015	ND	0.001	ND	0.0011
Tetrachloroethene	1.3	5.5	19	150	300	0.00043	ND	0.00038	-	-	-	-	ND	0.00063	ND	0.00076	ND	0.00052	ND	0.00056
Chlorobenzene	1.1	100	100	500	1000	0.00043	ND	0.00038	-	-	-	-	ND	0.00063	ND	0.00076	ND	0.00052	ND	0.00056
Trichlorofluoromethane	NA	NA	NA	NA	NA	0.0034	ND	0.003	-	-	-	-	ND	0.0051	ND	0.0061	ND	0.0042	ND	0.0045
1,2-Dichloroethane	0.02	2.3	3.1	30	60	0.00086	ND	0.00076	-	-	-	-	ND	0.0013	ND	0.0015	ND	0.001	ND	0.0011
1,1,1-Trichloroethane	0.68	100	100	500	1000	0.00043	ND	0.00038	-	-	-	-	ND	0.00063	ND	0.00076	ND	0.00052	ND	0.00056
Bromodichloromethane	NA	NA	NA	NA	NA	0.00043	ND	0.00038	-	-	-	-	ND	0.00063	ND	0.00076	ND	0.00052	ND	0.00056
trans-1,3-Dichloropropene	NA	NA	NA	NA	NA	0.00086	ND	0.00076	-	-	-	-	ND	0.0013	ND	0.0015	ND	0.001	ND	0.0011
cis-1,3-Dichloropropene	NA	NA	NA	NA	NA	0.00043	ND	0.00038	-	-	-	-	ND	0.00063	ND	0.00076	ND	0.00052	ND	0.00056
Bromoform	NA	NA	NA	NA	NA	0.0034	ND	0.003	-	-	-	-	ND	0.0051	ND	0.0061	ND	0.0042	ND	0.0045
1,1,2,2-Tetrachloroethane	NA	NA	NA	NA	NA	0.00043	ND	0.00038	-	-	-	-	ND	0.00063	ND	0.00076	ND	0.00052	ND	0.00056
Benzene	0.06	2.9	4.8	44	89	0.00043	ND	0.00038	-	-	-	-	ND	0.00063	ND	0.00076	ND	0.00052	ND	0.00056
Toluene	0.7	100	100	500	1000	0.00086	ND	0.00076	-	-	-	-	ND	0.0013	ND	0.0015	ND	0.001	ND	0.0011
Ethylbenzene	1	30	41	390	780	0.00086	ND	0.00076	-	-	-	-	ND	0.0013	ND	0.0015	ND	0.001	ND	0.0011
Chloromethane	NA	NA	NA	NA	NA	0.0034	ND	0.003	-	-	-	-	ND	0.0051	ND	0.0061	ND	0.0042	ND	0.0045
Bromomethane	NA	NA	NA	NA	NA	0.0017	ND	0.0015	-	-	-	-	ND	0.0025	ND	0.003	ND	0.0021	ND	0.0022
Vinyl chloride	0.02	0.21	0.9	13	27	0.00086	ND	0.00076	-	-	-	-	ND	0.0013	ND	0.0015	ND	0.001	ND	0.0011
Chloroethane	NA	NA	NA	NA	NA	0.0017	ND	0.0015	-	-	-	-	ND	0.0025	ND	0.003	ND	0.0021	ND	0.0022
1,1-Dichloroethene	0.33	100	100	500	1000	0.00086	ND	0.00076	-	-	-	-	ND	0.0013	ND	0.0015	ND	0.001	ND	0.0011
trans-1,2-Dichloroethene	0.19	100	100	500	1000	0.0013	ND	0.0011	-	-	-	-	ND	0.0019	ND	0.0023	ND	0.0016	ND	0.0017
Trichloroethene	0.47	10	21	200	400	0.00043	ND	0.00038	-	-	-	-	ND	0.00063	ND	0.00076	ND	0.00052	ND	0.00056
1,2-Dichlorobenzene	1.1	100	100	500	1000	0.0017	ND	0.0015	-	-	-	-	ND	0.0025	ND	0.003	ND	0.0021	ND	0.0022
1,3-Dichlorobenzene	2.4	17	49	280	560	0.0017	ND	0.0015	-	-	-	-	ND	0.0025	ND	0.003	ND	0.0021	ND	0.0022
1,4-Dichlorobenzene	1.8	9.8	13	130	250	0.0017	ND	0.0015	-	-	-	-	ND	0.0025	ND	0.003	ND	0.0021	ND	0.0022
Methyl tert butyl ether	0.93	62	100	500	1000	0.0017	ND	0.0015	-	-	-	-	ND	0.0025	ND	0.003	ND	0.0021	ND	0.0022
p/m-Xylene	NA	NA	NA	NA	NA	0.0017	ND	0.0015	-	-	-	-	ND	0.0025	ND	0.003	ND	0.0021	ND	0.0022
o-Xylene	NA	NA	NA	NA	NA	0.00086	ND	0.00076	-	-	-	-	ND	0.0013	ND	0.0015	ND	0.001	ND	0.0011
cis-1,2-Dichloroethene	0.25	59	100	500	1000	0.00086	ND	0.00076	-	-	-	-	ND	0.0013	ND	0.0015	ND	0.001	ND	0.0011
Styrene	NA	NA	NA	NA	NA	0.00086	ND	0.00076	-	-	-	-	ND	0.0013	ND	0.0015	ND	0.001	ND	0.0011
Dichlorodifluoromethane	NA	NA	NA	NA	NA	0.0086	ND	0.0076	-	-	-	-	ND	0.013	ND	0.015	ND	0.01	ND	0.011

TABLE 3

Subsurface Soil Summary
Hope on Main - 954 Main Street
Brownfield Cleanup Program

					SAMPLE ID:	2FT	DUP-D			I1-02_2-4FT			I1-03_4-6FT			I2-00_0-2FT			I2-01_4-6FT			I3-01-0-2FT			I5-01-0-2FT		
					COLLECTION DATE:	23	8/21/2023			8/21/2023			8/21/2023			8/21/2023			8/21/2023			8/14/2023			8/14/2023		
					SAMPLE DEPTH:		4-Feb			2-4			4-6			0-2			4-6			0-2			0-2		
					SAMPLE MATRIX:		SOIL			SOIL			SOIL			SOIL			SOIL			SOIL			SOIL		
	NY-UNRES	NY-RESR	NY-RESRR	NY-RESC	NY-RESI																						
ANALYTE	(mg/kg)	(mg/kg)	(mg/kg)	(mg/kg)	(mg/kg)	RL	Result	Flg	RL	Result	Flg	RL	Result	Flg	RL	Result	Flg	RL	Result	Flg	RL	Result	Flg	RL	Result	Flg	RL
Acetone	0.05	100	100	500	1000	0.0086	ND		0.0076	-		-	-		-	ND		0.013	ND		0.015	ND		0.01	ND		0.011
Carbon disulfide	NA	NA	NA	NA	NA	0.0086	ND		0.0076	-		-	-		-	ND		0.013	ND		0.015	ND		0.01	ND		0.011
2-Butanone	0.12	100	100	500	1000	0.0086	ND		0.0076	-		-	-		-	ND		0.013	ND		0.015	ND		0.01	ND		0.011
4-Methyl-2-pentanone	NA	NA	NA	NA	NA	0.0086	ND		0.0076	-		-	-		-	ND		0.013	ND		0.015	ND		0.01	ND		0.011
2-Hexanone	NA	NA	NA	NA	NA	0.0086	ND		0.0076	-		-	-		-	ND		0.013	ND		0.015	ND		0.01	ND		0.011
1,2-Dibromoethane	NA	NA	NA	NA	NA	0.00086	ND		0.00076	-		-	-		-	ND		0.0013	ND		0.0015	ND		0.001	ND		0.0011
n-Butylbenzene	12	100	100	500	1000	0.00086	ND		0.00076	-		-	-		-	ND		0.0013	ND		0.0015	ND		0.001	ND		0.0011
sec-Butylbenzene	11	100	100	500	1000	0.00086	ND		0.00076	-		-	-		-	ND		0.0013	ND		0.0015	ND		0.001	ND		0.0011
tert-Butylbenzene	5.9	100	100	500	1000	0.0017	ND		0.0015	-		-	-		-	ND		0.0025	ND		0.003	ND		0.0021	ND		0.0022
1,2-Dibromo-3-chloropropane	NA	NA	NA	NA	NA	0.0026	ND		0.0023	-		-	-		-	ND		0.0038	ND		0.0046	ND		0.0031	ND		0.0034
Isopropylbenzene	NA	NA	NA	NA	NA	0.00086	ND		0.00076	-		-	-		-	ND		0.0013	ND		0.0015	ND		0.001	ND		0.0011
p-Isopropyltoluene	NA	NA	NA	NA	NA	0.00086	ND		0.00076	-		-	-		-	ND		0.0013	ND		0.0015	ND		0.001	ND		0.0011
Naphthalene	12	100	100	500	1000	0.0034	ND		0.003	-		-	-		-	ND		0.0051	ND		0.0061	ND		0.0042	0.0009	J	0.0045
n-Propylbenzene	3.9	100	100	500	1000	0.00086	ND		0.00076	-		-	-		-	ND		0.0013	ND		0.0015	ND		0.001	ND		0.0011
1,2,4-Trichlorobenzene	NA	NA	NA	NA	NA	0.0017	ND		0.0015	-		-	-		-	ND		0.0025	ND		0.003	ND		0.0021	ND		0.0022
1,3,5-Trimethylbenzene	8.4	47	52	190	380	0.0017	ND		0.0015	-		-	-		-	ND		0.0025	ND		0.003	ND		0.0021	ND		0.0022
1,2,4-Trimethylbenzene	3.6	47	52	190	380	0.0017	ND		0.0015	-		-	-		-	ND		0.0025	ND		0.003	ND		0.0021	0.00046	J	0.0022
Methyl Acetate	NA	NA	NA	NA	NA	0.0034	ND		0.003	-		-	-		-	ND		0.0051	ND		0.0061	ND		0.0042	ND		0.0045
Cyclohexane	NA	NA	NA	NA	NA	0.0086	ND		0.0076	-		-	-		-	ND		0.013	ND		0.015	ND		0.01	ND		0.011
Freon-113	NA	NA	NA	NA	NA	0.0034	ND		0.003	-		-	-		-	ND		0.0051	ND		0.0061	ND		0.0042	ND		0.0045
Methyl cyclohexane	NA	NA	NA	NA	NA	0.0034	ND		0.003	-		-	-		-	ND		0.0051	ND		0.0061	ND		0.0042	ND		0.0045
PERFLUORINATED ALKYL ACIDS																											
Perfluorobutanoic Acid (PFBA)	NA	NA	NA	NA	NA	0.00074	ND		0.000745	-		-	-		-	ND		0.000743	ND		0.000702	ND		0.000794	ND		0.000797
Perfluoropentanoic Acid (PFPeA)	NA	NA	NA	NA	NA	0.00037	0.000116	J	0.000373	-		-	-		-	ND		0.000371	0.000069	J	0.000351	ND		0.000397	ND		0.000399
Perfluorobutanesulfonic Acid (PFBS)	NA	NA	NA	NA	NA	0.000185	ND		0.000186	-		-	-		-	ND		0.000186	ND		0.000176	ND		0.000198	ND		0.000199
1H,1H,2H,2H-Perfluorohexanesulfonic Acid (4:2FTS)	NA	NA	NA	NA	NA	0.00074	ND		0.000745	-		-	-		-	ND		0.000743	ND		0.000702	ND		0.000794	ND		0.000797
Perfluorohexanoic Acid (PFHxA)	NA	NA	NA	NA	NA	0.000185	0.000113	J	0.000186	-		-	-		-	ND		0.000186	0.000046	J	0.000176	ND		0.000198	ND		0.000199
Perfluoropentanesulfonic Acid (PFPeS)	NA	NA	NA	NA	NA	0.000185	ND		0.000186	-		-	-		-	ND		0.000186	ND		0.000176	ND		0.000198	ND		0.000199
Perfluoroheptanoic Acid (PFHpA)	NA	NA	NA	NA	NA	0.000185	0.000047	J	0.000186	-		-	-		-	ND		0.000186	0.000028	J	0.000176	ND		0.000198	ND		0.000199
Perfluorohexanesulfonic Acid (PFHxS)	NA	NA	NA	NA	NA	0.000185	ND		0.000186	-		-	-		-	ND		0.000186	ND		0.000176	ND		0.000198	ND		0.000199
Perfluorooctanoic Acid (PFOA)	0.00066	0.0066	0.033	0.5	0.6	0.000185	0.000139	J	0.000186	-		-	-		-	0.000062	J	0.000186	0.000187		0.000176	ND		0.000198	0.000074	J	0.000199
1H,1H,2H,2H-Perfluorooctanesulfonic Acid (6:2FTS)	NA	NA	NA	NA	NA	0.00074	ND		0.000745	-		-	-		-	ND		0.000743	ND		0.000702	ND		0.000794	ND		0.000797
Perfluoroheptanesulfonic Acid (PFHpS)	NA	NA	NA	NA	NA	0.000185	ND		0.000186	-		-	-		-	ND		0.000186	ND		0.000176	ND		0.000198	ND		0.000199
Perfluorononanoic Acid (PFNA)	NA	NA	NA	NA	NA	0.000185	ND		0.000186	-		-	-		-	ND		0.000186	ND		0.000176	ND		0.000198	ND		0.000199
Perfluorooctanesulfonic Acid (PFOS)	0.00088	0.0088	0.044	0.44	0.44	0.000185	0.000098	J	0.000186	-		-	-		-	**0.0018**		0.000186	0.000701		0.000176	ND		0.000198	ND		0.000199
Perfluorodecanoic Acid (PFDA)	NA	NA	NA	NA	NA	0.000185	ND		0.000186	-		-	-		-	ND		0.000186	ND		0.000176	ND		0.000198	ND		0.000199

TABLE 3

Subsurface Soil Summary
Hope on Main - 954 Main Street
Brownfield Cleanup Program

					SAMPLE ID:	2FT	DUP-D			I1-02_2-4FT			I1-03_4-6FT			I2-00_0-2FT			I2-01_4-6FT			I3-01-0-2FT			I5-01-0-2FT		
					COLLECTION DATE:	23	8/21/2023			8/21/2023			8/21/2023			8/21/2023			8/21/2023			8/14/2023			8/14/2023		
					SAMPLE DEPTH:		4-Feb			2-4			4-6			0-2			4-6			0-2			0-2		
					SAMPLE MATRIX:		SOIL			SOIL			SOIL			SOIL			SOIL			SOIL			SOIL		
	NY-UNRES	NY-RESR	NY-RESRR	NY-RESC	NY-RESI																						
ANALYTE	(mg/kg)	(mg/kg)	(mg/kg)	(mg/kg)	(mg/kg)	RL	Result	Flg	RL	Result	Flg	RL	Result	Flg	RL	Result	Flg	RL	Result	Flg	RL	Result	Flg	RL	Result	Flg	RL
1H,1H,2H,2H-Perfluorodecanesulfonic Acid (8:2FTS)	NA	NA	NA	NA	NA	0.00074	ND		0.000745	-		-	-		-	ND		0.000743	ND		0.000702	ND		0.000794	ND		0.000797
Perfluorononanesulfonic Acid (PFNS)	NA	NA	NA	NA	NA	0.000185	ND		0.000186	-		-	-		-	ND		0.000186	ND		0.000176	ND		0.000198	ND		0.000199
N-Methyl Perfluorooctanesulfonamidoacetic Acid (NMeFOSAA)	NA	NA	NA	NA	NA	0.000185	ND		0.000186	-		-	-		-	ND		0.000186	ND		0.000176	ND		0.000198	ND		0.000199
Perfluoroundecanoic Acid (PFUnA)	NA	NA	NA	NA	NA	0.000185	ND		0.000186	-		-	-		-	ND		0.000186	ND		0.000176	ND		0.000198	ND		0.000199
Perfluorodecanesulfonic Acid (PFDS)	NA	NA	NA	NA	NA	0.000185	0.000054	J	0.000186	-		-	-		-	ND		0.000186	ND		0.000176	ND		0.000198	ND		0.000199
Perfluorooctanesulfonamide (PFOSA)	NA	NA	NA	NA	NA	0.000185	0.000066	J	0.000186	-		-	-		-	0.000086	J	0.000186	0.000061	J	0.000176	ND		0.000198	ND		0.000199
N-Ethyl Perfluorooctanesulfonamidoacetic Acid (NEtFOSAA)	NA	NA	NA	NA	NA	0.000185	ND		0.000186	-		-	-		-	ND		0.000186	ND		0.000176	ND		0.000198	ND		0.000199
Perfluorododecanoic Acid (PFDoA)	NA	NA	NA	NA	NA	0.000185	ND		0.000186	-		-	-		-	ND		0.000186	ND		0.000176	ND		0.000198	ND		0.000199
Perfluorotridecanoic Acid (PFTrDA)	NA	NA	NA	NA	NA	0.000185	ND		0.000186	-		-	-		-	ND		0.000186	ND		0.000176	ND		0.000198	ND		0.000199
Perfluorotetradecanoic Acid (PFTeDA)	NA	NA	NA	NA	NA	0.000185	ND		0.000186	-		-	-		-	ND		0.000186	ND		0.000176	ND		0.000198	ND		0.000199
Hexafluoropropylene Oxide Dimer Acid (HFPO-DA)	NA	NA	NA	NA	NA	0.00074	ND		0.000745	-		-	-		-	ND		0.000743	ND		0.000702	ND		0.000794	ND		0.000797
4,8-Dioxa-3h-Perfluorononanoic Acid (ADONA)	NA	NA	NA	NA	NA	0.00074	ND		0.000745	-		-	-		-	ND		0.000743	ND		0.000702	ND		0.000794	ND		0.000797
Perfluorododecanesulfonic Acid (PFDoS)	NA	NA	NA	NA	NA	0.000185	ND		0.000186	-		-	-		-	ND		0.000186	ND		0.000176	ND		0.000198	ND		0.000199
9-Chlorohexadecafluoro-3-Oxanone-1-Sulfonic Acid (9Cl-PF3ONS)	NA	NA	NA	NA	NA	0.00074	ND		0.000745	-		-	-		-	ND		0.000743	ND		0.000702	ND		0.000794	ND		0.000797
11-Chloroeicosafluoro-3-Oxaundecane-1-Sulfonic Acid (11Cl-PF3OUdS)	NA	NA	NA	NA	NA	0.00074	ND		0.000745	-		-	-		-	ND		0.000743	ND		0.000702	ND		0.000794	ND		0.000797
N-Methyl Perfluorooctane Sulfonamide (NMeFOSA)	NA	NA	NA	NA	NA	0.000185	ND		0.000186	-		-	-		-	ND		0.000186	ND		0.000176	ND		0.000198	ND		0.000199
N-Ethyl Perfluorooctane Sulfonamide (NEtFOSA)	NA	NA	NA	NA	NA	0.000185	ND		0.000186	-		-	-		-	ND		0.000186	ND		0.000176	ND		0.000198	ND		0.000199
N-Methyl Perfluorooctanesulfonamido Ethanol (NMeFOSE)	NA	NA	NA	NA	NA	0.00185	ND		0.00186	-		-	-		-	ND		0.00186	ND		0.00176	ND		0.00198	ND		0.00199
N-Ethyl Perfluorooctanesulfonamido Ethanol (NEtFOSE)	NA	NA	NA	NA	NA	0.00185	ND		0.00186	-		-	-		-	ND		0.00186	ND		0.00176	ND		0.00198	ND		0.00199
Perfluoro-3-Methoxypropanoic Acid (PFMPA)	NA	NA	NA	NA	NA	0.00037	ND		0.000373	-		-	-		-	ND		0.000371	ND		0.000351	ND		0.000397	ND		0.000399
Perfluoro-4-Methoxybutanoic Acid (PFMBA)	NA	NA	NA	NA	NA	0.00037	ND		0.000373	-		-	-		-	ND		0.000371	ND		0.000351	ND		0.000397	ND		0.000399
Perfluoro(2-Ethoxyethane)Sulfonic Acid (PFEESA)	NA	NA	NA	NA	NA	0.00037	ND		0.000373	-		-	-		-	ND		0.000371	ND		0.000351	ND		0.000397	ND		0.000399
Nonafluoro-3,6-Dioxaheptanoic Acid (NFDHA)	NA	NA	NA	NA	NA	0.00037	ND		0.000373	-		-	-		-	ND		0.000371	ND		0.000351	ND		0.000397	ND		0.000399
3-Perfluoropropyl Propanoic Acid (3:3FTCA)	NA	NA	NA	NA	NA	0.000925	ND		0.000932	-		-	-		-	ND		0.000929	ND		0.000878	ND		0.000992	ND		0.000996
2H,2H,3H,3H-Perfluorooctanoic Acid (5:3FTCA)	NA	NA	NA	NA	NA	0.00462	ND		0.00466	-		-	-		-	ND		0.00464	ND		0.00439	ND		0.00496	ND		0.00498
3-Perfluoroheptyl Propanoic Acid (7:3FTCA)	NA	NA	NA	NA	NA	0.00462	ND		0.00466	-		-	-		-	ND		0.00464	ND		0.00439	ND		0.00496	ND		0.00498
SVOCs																											
Acenaphthene	20	100	100	500	1000	0.15	ND		0.15	-		-	-		-	ND		0.15	ND		0.15	ND		0.14	ND		0.14
1,2,4-Trichlorobenzene	NA	NA	NA	NA	NA	-	-		-	-		-	-		-	-		-	-		-	-		-	-		-

TABLE 3

Subsurface Soil Summary
Hope on Main - 954 Main Street
Brownfield Cleanup Program

					SAMPLE ID:	2FT	DUP-D			I1-02_2-4FT			I1-03_4-6FT			I2-00_0-2FT			I2-01_4-6FT			I3-01-0-2FT			I5-01-0-2FT		
					COLLECTION DATE:	23	8/21/2023			8/21/2023			8/21/2023			8/21/2023			8/21/2023			8/14/2023			8/14/2023		
					SAMPLE DEPTH:		4-Feb			2-4			4-6			0-2			4-6			0-2			0-2		
					SAMPLE MATRIX:		SOIL			SOIL			SOIL			SOIL			SOIL			SOIL			SOIL		
	NY-UNRES	NY-RESR	NY-RESRR	NY-RESC	NY-RESI																						
ANALYTE	(mg/kg)	(mg/kg)	(mg/kg)	(mg/kg)	(mg/kg)	RL	Result	Flg	RL	Result	Flg	RL	Result	Flg	RL	Result	Flg	RL	Result	Flg	RL	Result	Flg	RL	Result	Flg	RL
Hexachlorobenzene	0.33	0.33	1.2	6	12	0.12	ND		0.11	-		-	-		-	ND		0.11	ND		0.11	ND		0.1	ND		0.11
Bis(2-chloroethyl)ether	NA	NA	NA	NA	NA	0.17	ND		0.17	-		-	-		-	ND		0.17	ND		0.17	ND		0.16	ND		0.16
2-Chloronaphthalene	NA	NA	NA	NA	NA	0.19	ND		0.19	-		-	-		-	ND		0.19	ND		0.19	ND		0.17	ND		0.18
3,3'-Dichlorobenzidine	NA	NA	NA	NA	NA	0.19	ND		0.19	-		-	-		-	ND		0.19	ND		0.19	ND		0.17	ND		0.18
2,4-Dinitrotoluene	NA	NA	NA	NA	NA	0.19	ND		0.19	-		-	-		-	ND		0.19	ND		0.19	ND		0.17	ND		0.18
2,6-Dinitrotoluene	NA	NA	NA	NA	NA	0.19	ND		0.19	-		-	-		-	ND		0.19	ND		0.19	ND		0.17	ND		0.18
Fluoranthene	100	100	100	500	1000	0.12	0.029	J	0.11	-		-	-		-	0.052	J	0.11	0.088	J	0.11	ND		0.1	ND		0.11
4-Chlorophenyl phenyl ether	NA	NA	NA	NA	NA	0.19	ND		0.19	-		-	-		-	ND		0.19	ND		0.19	ND		0.17	ND		0.18
4-Bromophenyl phenyl ether	NA	NA	NA	NA	NA	0.19	ND		0.19	-		-	-		-	ND		0.19	ND		0.19	ND		0.17	ND		0.18
Bis(2-chloroisopropyl)ether	NA	NA	NA	NA	NA	0.23	ND		0.22	-		-	-		-	ND		0.22	ND		0.23	ND		0.21	ND		0.22
Bis(2-chloroethoxy)methane	NA	NA	NA	NA	NA	0.21	ND		0.2	-		-	-		-	ND		0.2	ND		0.21	ND		0.19	ND		0.2
Hexachlorobutadiene	NA	NA	NA	NA	NA	0.19	ND		0.19	-		-	-		-	ND		0.19	ND		0.19	ND		0.17	ND		0.18
Hexachlorocyclopentadiene	NA	NA	NA	NA	NA	0.55	ND		0.53	-		-	-		-	ND		0.53	ND		0.55	ND		0.5	ND		0.52
Hexachloroethane	NA	NA	NA	NA	NA	0.15	ND		0.15	-		-	-		-	ND		0.15	ND		0.15	ND		0.14	ND		0.14
Isophorone	NA	NA	NA	NA	NA	0.17	ND		0.17	-		-	-		-	ND		0.17	ND		0.17	ND		0.16	ND		0.16
Naphthalene	12	100	100	500	1000	0.19	ND		0.19	-		-	-		-	ND		0.19	ND		0.19	ND		0.17	ND		0.18
Nitrobenzene	NA	NA	NA	NA	NA	0.17	ND		0.17	-		-	-		-	ND		0.17	ND		0.17	ND		0.16	ND		0.16
NDPA/DPA	NA	NA	NA	NA	NA	0.15	ND		0.15	-		-	-		-	ND		0.15	ND		0.15	ND		0.14	ND		0.14
n-Nitrosodi-n-propylamine	NA	NA	NA	NA	NA	0.19	ND		0.19	-		-	-		-	ND		0.19	ND		0.19	ND		0.17	ND		0.18
Bis(2-ethylhexyl)phthalate	NA	NA	NA	NA	NA	0.19	ND		0.19	-		-	-		-	ND		0.19	ND		0.19	ND		0.17	ND		0.18
Butyl benzyl phthalate	NA	NA	NA	NA	NA	0.19	ND		0.19	-		-	-		-	ND		0.19	ND		0.19	ND		0.17	ND		0.18
Di-n-butylphthalate	NA	NA	NA	NA	NA	0.19	ND		0.19	-		-	-		-	ND		0.19	ND		0.19	ND		0.17	ND		0.18
Di-n-octylphthalate	NA	NA	NA	NA	NA	0.19	ND		0.19	-		-	-		-	ND		0.19	ND		0.19	ND		0.17	ND		0.18
Diethyl phthalate	NA	NA	NA	NA	NA	0.19	ND		0.19	-		-	-		-	ND		0.19	ND		0.19	ND		0.17	ND		0.18
Dimethyl phthalate	NA	NA	NA	NA	NA	0.19	ND		0.19	-		-	-		-	ND		0.19	ND		0.19	ND		0.17	ND		0.18
Benzo(a)anthracene	1	1	1	5.6	11	0.12	ND		0.11	-		-	-		-	0.03	J	0.11	0.046	J	0.11	ND		0.1	ND		0.11
Benzo(a)pyrene	1	1	1	1	1.1	0.15	ND		0.15	-		-	-		-	ND		0.15	ND		0.15	ND		0.14	ND		0.14
Benzo(b)fluoranthene	1	1	1	5.6	11	0.12	ND		0.11	-		-	-		-	0.032	J	0.11	0.04	J	0.11	ND		0.1	ND		0.11
Benzo(k)fluoranthene	0.8	1	3.9	56	110	0.12	ND		0.11	-		-	-		-	ND		0.11	ND		0.11	ND		0.1	ND		0.11
Chrysene	1	1	3.9	56	110	0.12	ND		0.11	-		-	-		-	0.03	J	0.11	0.042	J	0.11	ND		0.1	ND		0.11
Acenaphthylene	100	100	100	500	1000	0.15	ND		0.15	-		-	-		-	ND		0.15	ND		0.15	ND		0.14	ND		0.14
Anthracene	100	100	100	500	1000	0.12	ND		0.11	-		-	-		-	ND		0.11	ND		0.11	ND		0.1	ND		0.11
Benzo(ghi)perylene	100	100	100	500	1000	0.15	ND		0.15	-		-	-		-	ND		0.15	ND		0.15	ND		0.14	ND		0.14
Fluorene	30	100	100	500	1000	0.19	ND		0.19	-		-	-		-	ND		0.19	ND		0.19	ND		0.17	ND		0.18
Phenanthrene	100	100	100	500	1000	0.12	0.033	J	0.11	-		-	-		-	0.029	J	0.11	0.1	J	0.11	ND		0.1	ND		0.11
Dibenzo(a,h)anthracene	0.33	0.33	0.33	0.56	1.1	0.12	ND		0.11	-		-	-		-	ND		0.11	ND		0.11	ND		0.1	ND		0.11
Indeno(1,2,3-cd)pyrene	0.5	0.5	0.5	5.6	11	0.15	ND		0.15	-		-	-		-	ND		0.15	ND		0.15	ND		0.14	ND		0.14

TABLE 3

Subsurface Soil Summary
Hope on Main - 954 Main Street
Brownfield Cleanup Program

					SAMPLE ID:	2FT	DUP-D			I1-02_2-4FT			I1-03_4-6FT			I2-00_0-2FT			I2-01_4-6FT			I3-01-0-2FT			I5-01-0-2FT		
					COLLECTION DATE:	23	8/21/2023			8/21/2023			8/21/2023			8/21/2023			8/21/2023			8/14/2023			8/14/2023		
					SAMPLE DEPTH:		4-Feb			2-4			4-6			0-2			4-6			0-2			0-2		
					SAMPLE MATRIX:		SOIL			SOIL			SOIL			SOIL			SOIL			SOIL			SOIL		
	NY-UNRES	NY-RESR	NY-RESRR	NY-RESC	NY-RESI																						
ANALYTE	(mg/kg)	(mg/kg)	(mg/kg)	(mg/kg)	(mg/kg)	RL	Result	Flg	RL	Result	Flg	RL	Result	Flg	RL	Result	Flg	RL	Result	Flg	RL	Result	Flg	RL	Result	Flg	RL
Pyrene	100	100	100	500	1000	0.12	0.024	J	0.11	-		-	-		-	0.045	J	0.11	0.072	J	0.11	ND		0.1	ND		0.11
Biphenyl	NA	NA	NA	NA	NA	0.44	ND		0.42	-		-	-		-	ND		0.42	ND		0.44	ND		0.4	ND		0.42
4-Chloroaniline	NA	NA	NA	NA	NA	0.19	ND		0.19	-		-	-		-	ND		0.19	ND		0.19	ND		0.17	ND		0.18
2-Nitroaniline	NA	NA	NA	NA	NA	0.19	ND		0.19	-		-	-		-	ND		0.19	ND		0.19	ND		0.17	ND		0.18
3-Nitroaniline	NA	NA	NA	NA	NA	0.19	ND		0.19	-		-	-		-	ND		0.19	ND		0.19	ND		0.17	ND		0.18
4-Nitroaniline	NA	NA	NA	NA	NA	0.19	ND		0.19	-		-	-		-	ND		0.19	ND		0.19	ND		0.17	ND		0.18
Dibenzofuran	7	14	59	350	1000	0.19	ND		0.19	-		-	-		-	ND		0.19	ND		0.19	ND		0.17	ND		0.18
2-Methylnaphthalene	NA	NA	NA	NA	NA	0.23	ND		0.22	-		-	-		-	ND		0.22	ND		0.23	ND		0.21	ND		0.22
1,2,4,5-Tetrachlorobenzene	NA	NA	NA	NA	NA	0.19	ND		0.19	-		-	-		-	ND		0.19	ND		0.19	ND		0.17	ND		0.18
Acetophenone	NA	NA	NA	NA	NA	0.19	ND		0.19	-		-	-		-	ND		0.19	ND		0.19	ND		0.17	ND		0.18
2,4,6-Trichlorophenol	NA	NA	NA	NA	NA	0.12	ND		0.11	-		-	-		-	ND		0.11	ND		0.11	ND		0.1	ND		0.11
p-Chloro-m-cresol	NA	NA	NA	NA	NA	0.19	ND		0.19	-		-	-		-	ND		0.19	ND		0.19	ND		0.17	ND		0.18
2-Chlorophenol	NA	NA	NA	NA	NA	0.19	ND		0.19	-		-	-		-	ND		0.19	ND		0.19	ND		0.17	ND		0.18
2,4-Dichlorophenol	NA	NA	NA	NA	NA	0.17	ND		0.17	-		-	-		-	ND		0.17	ND		0.17	ND		0.16	ND		0.16
2,4-Dimethylphenol	NA	NA	NA	NA	NA	0.19	ND		0.19	-		-	-		-	ND		0.19	ND		0.19	ND		0.17	ND		0.18
2-Nitrophenol	NA	NA	NA	NA	NA	0.41	ND		0.4	-		-	-		-	ND		0.4	ND		0.41	ND		0.37	ND		0.39
4-Nitrophenol	NA	NA	NA	NA	NA	0.27	ND		0.26	-		-	-		-	ND		0.26	ND		0.27	ND		0.24	ND		0.26
2,4-Dinitrophenol	NA	NA	NA	NA	NA	0.92	ND		0.9	-		-	-		-	ND		0.9	ND		0.92	ND		0.83	ND		0.88
4,6-Dinitro-o-cresol	NA	NA	NA	NA	NA	0.5	ND		0.48	-		-	-		-	ND		0.48	ND		0.5	ND		0.45	ND		0.47
Pentachlorophenol	0.8	2.4	6.7	6.7	55	0.15	ND		0.15	-		-	-		-	ND		0.15	ND		0.15	ND		0.14	ND		0.14
Phenol	0.33	100	100	500	1000	0.19	ND		0.19	-		-	-		-	ND		0.19	ND		0.19	ND		0.17	ND		0.18
2-Methylphenol	0.33	100	100	500	1000	0.19	ND		0.19	-		-	-		-	ND		0.19	ND		0.19	ND		0.17	ND		0.18
3-Methylphenol/4-Methylphenol	0.33	34	100	500	1000	0.28	ND		0.27	-		-	-		-	ND		0.27	ND		0.28	ND		0.25	ND		0.26
2,4,5-Trichlorophenol	NA	NA	NA	NA	NA	0.19	ND		0.19	-		-	-		-	ND		0.19	ND		0.19	ND		0.17	ND		0.18
Carbazole	NA	NA	NA	NA	NA	0.19	ND		0.19	-		-	-		-	ND		0.19	ND		0.19	ND		0.17	ND		0.18
Atrazine	NA	NA	NA	NA	NA	0.15	ND		0.15	-		-	-		-	ND		0.15	ND		0.15	ND		0.14	ND		0.14
Benzaldehyde	NA	NA	NA	NA	NA	0.25	ND		0.25	-		-	-		-	ND		0.25	ND		0.25	ND		0.23	ND		0.24
Caprolactam	NA	NA	NA	NA	NA	0.19	ND		0.19	-		-	-		-	ND		0.19	ND		0.19	ND		0.17	ND		0.18
2,3,4,6-Tetrachlorophenol	NA	NA	NA	NA	NA	0.19	ND		0.19	-		-	-		-	ND		0.19	ND		0.19	ND		0.17	ND		0.18
1,4-Dioxane	0.1	9.8	13	130	250	0.029	ND		0.028	-		-	-		-	ND		0.028	ND		0.029	ND		0.026	ND		0.027
HERBICIDES																											
2,4,5-TP (Silvex)	3.8	58	100	500	1000	-	-		-	-		-	-		-	ND		0.186	ND		0.19	-		-	-		-
PESTICIDES																											
Delta-BHC	0.04	100	100	500	1000	-	-		-	-		-	-		-	ND		0.00175	ND		0.00183	-		-	-		-
Lindane	0.1	0.28	1.3	9.2	23	-	-		-	-		-	-		-	ND		0.000729	ND		0.000762	-		-	-		-
Alpha-BHC	0.02	0.097	0.48	3.4	6.8	-	-		-	-		-	-		-	ND		0.000729	ND		0.000762	-		-	-		-
Beta-BHC	0.036	0.072	0.36	3	14	-	-		-	-		-	-		-	ND		0.00175	ND		0.00183	-		-	-		-

TABLE 3

Subsurface Soil Summary
Hope on Main - 954 Main Street
Brownfield Cleanup Program

					SAMPLE ID:	2FT	DUP-D			I1-02_2-4FT			I1-03_4-6FT			I2-00_0-2FT			I2-01_4-6FT			I3-01-0-2FT			I5-01-0-2FT		
					COLLECTION DATE:	23	8/21/2023			8/21/2023			8/21/2023			8/21/2023			8/21/2023			8/14/2023			8/14/2023		
					SAMPLE DEPTH:		4-Feb			2-4			4-6			0-2			4-6			0-2			0-2		
					SAMPLE MATRIX:		SOIL			SOIL			SOIL			SOIL			SOIL			SOIL			SOIL		
	NY-UNRES	NY-RESR	NY-RESRR	NY-RESC	NY-RESI																						
ANALYTE	(mg/kg)	(mg/kg)	(mg/kg)	(mg/kg)	(mg/kg)	RL	Result	Flg	RL	Result	Flg	RL	Result	Flg	RL	Result	Flg	RL	Result	Flg	RL	Result	Flg	RL	Result	Flg	RL
Heptachlor	0.042	0.42	2.1	15	29	-	-		-	-		-	-		-	ND		0.000874	ND		0.000915	-		-	-		-
Aldrin	0.005	0.019	0.097	0.68	1.4	-	-		-	-		-	-		-	ND		0.00175	ND		0.00183	-		-	-		-
Heptachlor epoxide	NA	NA	NA	NA	NA	-	-		-	-		-	-		-	ND		0.00328	ND		0.00343	-		-	-		-
Endrin	0.014	2.2	11	89	410	-	-		-	-		-	-		-	ND		0.000729	ND		0.000762	-		-	-		-
Endrin aldehyde	NA	NA	NA	NA	NA	-	-		-	-		-	-		-	ND		0.00219	ND		0.00229	-		-	-		-
Endrin ketone	NA	NA	NA	NA	NA	-	-		-	-		-	-		-	ND		0.00175	ND		0.00183	-		-	-		-
Dieldrin	0.005	0.039	0.2	1.4	2.8	-	-		-	-		-	-		-	ND		0.00109	ND		0.00114	-		-	-		-
4,4'-DDE	0.0033	1.8	8.9	62	120	-	-		-	-		-	-		-	ND		0.00175	ND		0.00183	-		-	-		-
4,4'-DDD	0.0033	2.6	13	92	180	-	-		-	-		-	-		-	ND		0.00175	ND		0.00183	-		-	-		-
4,4'-DDT	0.0033	1.7	7.9	47	94	-	-		-	-		-	-		-	ND		0.00175	ND		0.00183	-		-	-		-
Endosulfan I	2.4	4.8	24	200	920	-	-		-	-		-	-		-	ND		0.00175	ND		0.00183	-		-	-		-
Endosulfan II	2.4	4.8	24	200	920	-	-		-	-		-	-		-	ND		0.00175	ND		0.00183	-		-	-		-
Endosulfan sulfate	2.4	4.8	24	200	920	-	-		-	-		-	-		-	ND		0.000729	ND		0.000762	-		-	-		-
Methoxychlor	NA	NA	NA	NA	NA	-	-		-	-		-	-		-	ND		0.00328	ND		0.00343	-		-	-		-
Toxaphene	NA	NA	NA	NA	NA	-	-		-	-		-	-		-	ND		0.0328	ND		0.0343	-		-	-		-
cis-Chlordane	0.094	0.91	4.2	24	47	-	-		-	-		-	-		-	ND		0.00219	ND		0.00229	-		-	-		-
trans-Chlordane	NA	NA	NA	NA	NA	-	-		-	-		-	-		-	ND		0.00219	ND		0.00229	-		-	-		-
Chlordane	NA	NA	NA	NA	NA	-	-		-	-		-	-		-	ND		0.0146	ND		0.0152	-		-	-		-
POLYCHLORINATED BIPHENYLS																											
Aroclor 1016	0.1	1	1	1	25	-	-		-	-		-	-		-	ND		0.0558	ND		0.0556	-		-	-		-
Aroclor 1221	0.1	1	1	1	25	-	-		-	-		-	-		-	ND		0.0558	ND		0.0556	-		-	-		-
Aroclor 1232	0.1	1	1	1	25	-	-		-	-		-	-		-	ND		0.0558	ND		0.0556	-		-	-		-
Aroclor 1242	0.1	1	1	1	25	-	-		-	-		-	-		-	ND		0.0558	ND		0.0556	-		-	-		-
Aroclor 1248	0.1	1	1	1	25	-	-		-	-		-	-		-	ND		0.0558	ND		0.0556	-		-	-		-
Aroclor 1254	0.1	1	1	1	25	-	-		-	-		-	-		-	ND		0.0558	ND		0.0556	-		-	-		-
Aroclor 1260	0.1	1	1	1	25	-	-		-	-		-	-		-	ND		0.0558	ND		0.0556	-		-	-		-
Aroclor 1262	0.1	1	1	1	25	-	-		-	-		-	-		-	ND		0.0558	ND		0.0556	-		-	-		-
Aroclor 1268	0.1	1	1	1	25	-	-		-	-		-	-		-	ND		0.0558	ND		0.0556	-		-	-		-
PCBs, Total	0.1	1	1	1	25	-	-		-	-		-	-		-	ND		0.0558	ND		0.0556	-		-	-		-
METALS																											
Aluminum, Total	NA	NA	NA	NA	NA	9.26	3980		8.84	-		-	-		-	4420		8.77	3250		9.01	3820		8.19	4070		8.54
Antimony, Total	NA	NA	NA	NA	NA	4.63	ND		4.42	-		-	-		-	ND		4.38	ND		4.5	ND		4.09	ND		4.27
Arsenic, Total	13	16	16	16	16	0.926	2.98		0.884	3.29		0.411	-		-	4.04		0.877	2.31		0.901	2.13		0.819	1.73		0.854
Barium, Total	350	350	400	400	10000	0.926	32.4		0.884	-		-	-		-	69		0.877	18.2		0.901	14		0.819	16.6		0.854
Beryllium, Total	7.2	14	72	590	2700	0.463	0.224	J	0.442	-		-	-		-	0.255	J	0.438	0.168	J	0.45	0.171	J	0.409	0.18	J	0.427
Cadmium, Total	2.5	2.5	4.3	9.3	60	0.926	0.18	J	0.884	-		-	-		-	0.276	J	0.877	ND		0.901	0.094	J	0.819	ND		0.854
Calcium, Total	NA	NA	NA	NA	NA	9.26	17500		8.84	-		-	-		-	17000		8.77	35100		9.01	62900		8.19	6600		8.54
Chromium, Total	NA	NA	NA	NA	NA	0.926	5.67		0.884	-		-	-		-	6.89		0.877	4.83		0.901	5.35		0.819	5.93		0.854
Cobalt, Total	NA	NA	NA	NA	NA	1.85	2.37		1.77	-		-	-		-	3.15		1.75	2.5		1.8	2.83		1.64	2.88		1.71

TABLE 3

Subsurface Soil Summary
Hope on Main - 954 Main Street
Brownfield Cleanup Program

					SAMPLE ID:	2FT	DUP-D			I1-02_2-4FT			I1-03_4-6FT			I2-00_0-2FT			I2-01_4-6FT			I3-01-0-2FT			I5-01-0-2FT		
					COLLECTION DATE:	23	8/21/2023			8/21/2023			8/21/2023			8/21/2023			8/21/2023			8/14/2023			8/14/2023		
					SAMPLE DEPTH:		4-Feb			2-4			4-6			0-2			4-6			0-2			0-2		
					SAMPLE MATRIX:		SOIL			SOIL			SOIL			SOIL			SOIL			SOIL			SOIL		
	NY-UNRES	NY-RESR	NY-RESRR	NY-RESC	NY-RESI																						
ANALYTE	(mg/kg)	(mg/kg)	(mg/kg)	(mg/kg)	(mg/kg)	RL	Result	Flg	RL	Result	Flg	RL	Result	Flg	RL	Result	Flg	RL	Result	Flg	RL	Result	Flg	RL	Result	Flg	RL
Copper, Total	50	270	270	270	10000	0.926	10.2		0.884	12.2		0.411	-		-	18.2		0.877	8.26		0.901	10.3		0.819	8.75		0.854
Iron, Total	NA	NA	NA	NA	NA	4.63	7940		4.42	-		-	-		-	9030		4.38	6760		4.5	7560		4.09	8830		4.27
Lead, Total	63	400	400	1000	3900	4.63	**78.7**		4.42	**107**		2.06	5.6		2.1	**184**		4.38	34		4.5	18.4		4.09	11.7		4.27
Magnesium, Total	NA	NA	NA	NA	NA	9.26	7560		8.84	-		-	-		-	6780		8.77	18500		9.01	35000		8.19	4090		8.54
Manganese, Total	1600	2000	2000	10000	10000	0.926	183		0.884	-		-	-		-	124		0.877	209		0.901	351		0.819	248		0.854
Mercury, Total	0.18	0.81	0.81	2.8	5.7	0.078	**0.343**		0.072	**0.288**		0.068	0.051	J	0.07	**0.328**		0.073	0.128		0.076	0.15		0.068	ND		0.071
Nickel, Total	30	140	310	310	10000	2.31	5.31		2.21	-		-	-		-	7.65		2.19	5.36		2.25	6.34		2.05	6.16		2.13
Potassium, Total	NA	NA	NA	NA	NA	231	413		221	-		-	-		-	547		219	431		225	631		205	450		213
Selenium, Total	3.9	36	180	1500	6800	1.85	0.278	J	1.77	-		-	-		-	ND		1.75	ND		1.8	ND		1.64	ND		1.71
Silver, Total	2	36	180	1500	6800	0.463	ND		0.442	-		-	-		-	ND		0.438	ND		0.45	0.728		0.409	ND		0.427
Sodium, Total	NA	NA	NA	NA	NA	185	535		177	-		-	-		-	330		175	271		180	124	J	164	55.9	J	171
Thallium, Total	NA	NA	NA	NA	NA	1.85	ND		1.77	-		-	-		-	0.324	J	1.75	0.344	J	1.8	0.731	J	1.64	0.626	J	1.71
Vanadium, Total	NA	NA	NA	NA	NA	0.926	10.4		0.884	-		-	-		-	13.3		0.877	7.88		0.901	8.84		0.819	11.9		0.854
Zinc, Total	109	2200	10000	10000	10000	4.63	107		4.42	**136**		2.06	24.2		2.1	**118**		4.38	52.1		4.5	56.2		4.09	78.9		4.27
GENERAL CHEMISTRY																											
Solids, Total	NA	NA	NA	NA	NA	0.1	87.4		0.1	94.3		0.1	89.5		0.1	87.4		0.1	85.9		0.1	96		0.1	90.4		0.1
Cyanide, Total	27	27	27	27	10000	1.1	ND		1.1	-		-	-		-	ND		1.1	ND		1.2	ND		0.96	ND		1.1
Chromium, Hexavalent	1	22	110	400	800	-	-		-	-		-	-		-	ND		0.915	ND		0.931	-		-	-		-

TABLE 3

Subsurface Soil Summary
Hope on Main - 954 Main Street
Brownfield Cleanup Program

					SAMPLE ID:	I5-01		
					COLLECTION DATE:	8/18/2023		
					SAMPLE DEPTH:	0-2		
					SAMPLE MATRIX:	SOIL		
	NY-UNRES	NY-RESR	NY-RESRR	NY-RESC	NY-RESI			
ANALYTE	(mg/kg)	(mg/kg)	(mg/kg)	(mg/kg)	(mg/kg)	Result	Flg	RL
VOCs								
Methylene chloride	0.05	51	100	500	1000	ND		0.007
1,1-Dichloroethane	0.27	19	26	240	480	ND		0.0014
Chloroform	0.37	10	49	350	700	ND		0.0021
Carbon tetrachloride	0.76	1.4	2.4	22	44	ND		0.0014
1,2-Dichloropropane	NA	NA	NA	NA	NA	ND		0.0014
Dibromochloromethane	NA	NA	NA	NA	NA	ND		0.0014
1,1,2-Trichloroethane	NA	NA	NA	NA	NA	ND		0.0014
Tetrachloroethene	1.3	5.5	19	150	300	ND		0.0007
Chlorobenzene	1.1	100	100	500	1000	ND		0.0007
Trichlorofluoromethane	NA	NA	NA	NA	NA	ND		0.0056
1,2-Dichloroethane	0.02	2.3	3.1	30	60	ND		0.0014
1,1,1-Trichloroethane	0.68	100	100	500	1000	ND		0.0007
Bromodichloromethane	NA	NA	NA	NA	NA	ND		0.0007
trans-1,3-Dichloropropene	NA	NA	NA	NA	NA	ND		0.0014
cis-1,3-Dichloropropene	NA	NA	NA	NA	NA	ND		0.0007
Bromoform	NA	NA	NA	NA	NA	ND		0.0056
1,1,2,2-Tetrachloroethane	NA	NA	NA	NA	NA	ND		0.0007
Benzene	0.06	2.9	4.8	44	89	ND		0.0007
Toluene	0.7	100	100	500	1000	ND		0.0014
Ethylbenzene	1	30	41	390	780	0.00031	J	0.0014
Chloromethane	NA	NA	NA	NA	NA	ND		0.0056
Bromomethane	NA	NA	NA	NA	NA	ND		0.0028
Vinyl chloride	0.02	0.21	0.9	13	27	ND		0.0014
Chloroethane	NA	NA	NA	NA	NA	ND		0.0028
1,1-Dichloroethene	0.33	100	100	500	1000	ND		0.0014
trans-1,2-Dichloroethene	0.19	100	100	500	1000	ND		0.0021
Trichloroethene	0.47	10	21	200	400	ND		0.0007
1,2-Dichlorobenzene	1.1	100	100	500	1000	ND		0.0028
1,3-Dichlorobenzene	2.4	17	49	280	560	ND		0.0028
1,4-Dichlorobenzene	1.8	9.8	13	130	250	ND		0.0028
Methyl tert butyl ether	0.93	62	100	500	1000	ND		0.0028
p/m-Xylene	NA	NA	NA	NA	NA	0.0013	J	0.0028
o-Xylene	NA	NA	NA	NA	NA	0.00064	J	0.0014
cis-1,2-Dichloroethene	0.25	59	100	500	1000	ND		0.0014
Styrene	NA	NA	NA	NA	NA	ND		0.0014
Dichlorodifluoromethane	NA	NA	NA	NA	NA	ND		0.014

TABLE 3

Subsurface Soil Summary
Hope on Main - 954 Main Street
Brownfield Cleanup Program

					SAMPLE ID:	I5-01		
					COLLECTION DATE:	8/18/2023		
					SAMPLE DEPTH:	0-2		
					SAMPLE MATRIX:	SOIL		
	NY-UNRES	NY-RESR	NY-RESRR	NY-RESC	NY-RESI			
ANALYTE	**(mg/kg)**	**(mg/kg)**	**(mg/kg)**	**(mg/kg)**	**(mg/kg)**	Result	Flg	RL
Acetone	0.05	100	100	500	1000	ND		0.014
Carbon disulfide	NA	NA	NA	NA	NA	ND		0.014
2-Butanone	0.12	100	100	500	1000	ND		0.014
4-Methyl-2-pentanone	NA	NA	NA	NA	NA	ND		0.014
2-Hexanone	NA	NA	NA	NA	NA	ND		0.014
1,2-Dibromoethane	NA	NA	NA	NA	NA	ND		0.0014
n-Butylbenzene	12	100	100	500	1000	ND		0.0014
sec-Butylbenzene	11	100	100	500	1000	ND		0.0014
tert-Butylbenzene	5.9	100	100	500	1000	ND		0.0028
1,2-Dibromo-3-chloropropane	NA	NA	NA	NA	NA	ND		0.0042
Isopropylbenzene	NA	NA	NA	NA	NA	ND		0.0014
p-Isopropyltoluene	NA	NA	NA	NA	NA	ND		0.0014
Naphthalene	12	100	100	500	1000	ND		0.0056
n-Propylbenzene	3.9	100	100	500	1000	ND		0.0014
1,2,4-Trichlorobenzene	NA	NA	NA	NA	NA	ND		0.0028
1,3,5-Trimethylbenzene	8.4	47	52	190	380	ND		0.0028
1,2,4-Trimethylbenzene	3.6	47	52	190	380	ND		0.0028
Methyl Acetate	NA	NA	NA	NA	NA	ND		0.0056
Cyclohexane	NA	NA	NA	NA	NA	ND		0.014
Freon-113	NA	NA	NA	NA	NA	ND		0.0056
Methyl cyclohexane	NA	NA	NA	NA	NA	ND		0.0056
PERFLUORINATED ALKYL ACIDS								
Perfluorobutanoic Acid (PFBA)	NA	NA	NA	NA	NA	ND		0.000799
Perfluoropentanoic Acid (PFPeA)	NA	NA	NA	NA	NA	ND		0.0004
Perfluorobutanesulfonic Acid (PFBS)	NA	NA	NA	NA	NA	ND		0.0002
1H,1H,2H,2H-Perfluorohexanesulfonic Acid (4:2FTS)	NA	NA	NA	NA	NA	ND		0.000799
Perfluorohexanoic Acid (PFHxA)	NA	NA	NA	NA	NA	0.000048	JF	0.0002
Perfluoropentanesulfonic Acid (PFPeS)	NA	NA	NA	NA	NA	ND		0.0002
Perfluoroheptanoic Acid (PFHpA)	NA	NA	NA	NA	NA	0.000048	J	0.0002
Perfluorohexanesulfonic Acid (PFHxS)	NA	NA	NA	NA	NA	ND		0.0002
Perfluorooctanoic Acid (PFOA)	0.00066	0.0066	0.033	0.5	0.6	0.000264		0.0002
1H,1H,2H,2H-Perfluorooctanesulfonic Acid (6:2FTS)	NA	NA	NA	NA	NA	ND		0.000799
Perfluoroheptanesulfonic Acid (PFHpS)	NA	NA	NA	NA	NA	ND		0.0002
Perfluorononanoic Acid (PFNA)	NA	NA	NA	NA	NA	ND		0.0002
Perfluorooctanesulfonic Acid (PFOS)	0.00088	0.0088	0.044	0.44	0.44	**0.00125**		0.0002
Perfluorodecanoic Acid (PFDA)	NA	NA	NA	NA	NA	0.000112	J	0.0002

TABLE 3

Subsurface Soil Summary
Hope on Main - 954 Main Street
Brownfield Cleanup Program

					SAMPLE ID:	I5-01		
					COLLECTION DATE:	8/18/2023		
					SAMPLE DEPTH:	0-2		
					SAMPLE MATRIX:	SOIL		
	NY-UNRES	NY-RESR	NY-RESRR	NY-RESC	NY-RESI			
ANALYTE	(mg/kg)	(mg/kg)	(mg/kg)	(mg/kg)	(mg/kg)	Result	Flg	RL
1H,1H,2H,2H-Perfluorodecanesulfonic Acid (8:2FTS)	NA	NA	NA	NA	NA	ND		0.000799
Perfluorononanesulfonic Acid (PFNS)	NA	NA	NA	NA	NA	ND		0.0002
N-Methyl Perfluorooctanesulfonamidoacetic Acid (NMeFOSAA)	NA	NA	NA	NA	NA	ND		0.0002
Perfluoroundecanoic Acid (PFUnA)	NA	NA	NA	NA	NA	ND		0.0002
Perfluorodecanesulfonic Acid (PFDS)	NA	NA	NA	NA	NA	0.000072	J	0.0002
Perfluorooctanesulfonamide (PFOSA)	NA	NA	NA	NA	NA	ND		0.0002
N-Ethyl Perfluorooctanesulfonamidoacetic Acid (NEtFOSAA)	NA	NA	NA	NA	NA	ND		0.0002
Perfluorododecanoic Acid (PFDoA)	NA	NA	NA	NA	NA	0.000056	J	0.0002
Perfluorotridecanoic Acid (PFTrDA)	NA	NA	NA	NA	NA	ND		0.0002
Perfluorotetradecanoic Acid (PFTeDA)	NA	NA	NA	NA	NA	ND		0.0002
Hexafluoropropylene Oxide Dimer Acid (HFPO-DA)	NA	NA	NA	NA	NA	ND		0.000799
4,8-Dioxa-3h-Perfluorononanoic Acid (ADONA)	NA	NA	NA	NA	NA	ND		0.000799
Perfluorododecanesulfonic Acid (PFDoS)	NA	NA	NA	NA	NA	ND		0.0002
9-Chlorohexadecafluoro-3-Oxanone-1-Sulfonic Acid (9Cl-PF3ONS)	NA	NA	NA	NA	NA	ND		0.000799
11-Chloroeicosafluoro-3-Oxaundecane-1-Sulfonic Acid (11Cl-PF3OUdS)	NA	NA	NA	NA	NA	ND		0.000799
N-Methyl Perfluorooctane Sulfonamide (NMeFOSA)	NA	NA	NA	NA	NA	ND		0.0002
N-Ethyl Perfluorooctane Sulfonamide (NEtFOSA)	NA	NA	NA	NA	NA	ND		0.0002
N-Methyl Perfluorooctanesulfonamido Ethanol (NMeFOSE)	NA	NA	NA	NA	NA	ND		0.002
N-Ethyl Perfluorooctanesulfonamido Ethanol (NEtFOSE)	NA	NA	NA	NA	NA	ND		0.002
Perfluoro-3-Methoxypropanoic Acid (PFMPA)	NA	NA	NA	NA	NA	ND		0.0004
Perfluoro-4-Methoxybutanoic Acid (PFMBA)	NA	NA	NA	NA	NA	ND		0.0004
Perfluoro(2-Ethoxyethane)Sulfonic Acid (PFEESA)	NA	NA	NA	NA	NA	ND		0.0004
Nonafluoro-3,6-Dioxaheptanoic Acid (NFDHA)	NA	NA	NA	NA	NA	ND		0.0004
3-Perfluoropropyl Propanoic Acid (3:3FTCA)	NA	NA	NA	NA	NA	ND		0.000999
2H,2H,3H,3H-Perfluorooctanoic Acid (5:3FTCA)	NA	NA	NA	NA	NA	ND		0.005
3-Perfluoroheptyl Propanoic Acid (7:3FTCA)	NA	NA	NA	NA	NA	ND		0.005
SVOCs								
Acenaphthene	20	100	100	500	1000	ND		0.17
1,2,4-Trichlorobenzene	NA	NA	NA	NA	NA	-		-

TABLE 3

Subsurface Soil Summary
Hope on Main - 954 Main Street
Brownfield Cleanup Program

					SAMPLE ID:	I5-01		
					COLLECTION DATE:	8/18/2023		
					SAMPLE DEPTH:	0-2		
					SAMPLE MATRIX:	SOIL		
	NY-UNRES	NY-RESR	NY-RESRR	NY-RESC	NY-RESI			
ANALYTE	**(mg/kg)**	**(mg/kg)**	**(mg/kg)**	**(mg/kg)**	**(mg/kg)**	Result	Flg	RL
Hexachlorobenzene	0.33	0.33	1.2	6	12	ND		0.13
Bis(2-chloroethyl)ether	NA	NA	NA	NA	NA	ND		0.2
2-Chloronaphthalene	NA	NA	NA	NA	NA	ND		0.22
3,3'-Dichlorobenzidine	NA	NA	NA	NA	NA	ND		0.22
2,4-Dinitrotoluene	NA	NA	NA	NA	NA	ND		0.22
2,6-Dinitrotoluene	NA	NA	NA	NA	NA	ND		0.22
Fluoranthene	100	100	100	500	1000	0.095	J	0.13
4-Chlorophenyl phenyl ether	NA	NA	NA	NA	NA	ND		0.22
4-Bromophenyl phenyl ether	NA	NA	NA	NA	NA	ND		0.22
Bis(2-chloroisopropyl)ether	NA	NA	NA	NA	NA	ND		0.26
Bis(2-chloroethoxy)methane	NA	NA	NA	NA	NA	ND		0.23
Hexachlorobutadiene	NA	NA	NA	NA	NA	ND		0.22
Hexachlorocyclopentadiene	NA	NA	NA	NA	NA	ND		0.62
Hexachloroethane	NA	NA	NA	NA	NA	ND		0.17
Isophorone	NA	NA	NA	NA	NA	ND		0.2
Naphthalene	12	100	100	500	1000	ND		0.22
Nitrobenzene	NA	NA	NA	NA	NA	ND		0.2
NDPA/DPA	NA	NA	NA	NA	NA	ND		0.17
n-Nitrosodi-n-propylamine	NA	NA	NA	NA	NA	ND		0.22
Bis(2-ethylhexyl)phthalate	NA	NA	NA	NA	NA	ND		0.22
Butyl benzyl phthalate	NA	NA	NA	NA	NA	ND		0.22
Di-n-butylphthalate	NA	NA	NA	NA	NA	ND		0.22
Di-n-octylphthalate	NA	NA	NA	NA	NA	ND		0.22
Diethyl phthalate	NA	NA	NA	NA	NA	ND		0.22
Dimethyl phthalate	NA	NA	NA	NA	NA	ND		0.22
Benzo(a)anthracene	1	1	1	5.6	11	0.052	J	0.13
Benzo(a)pyrene	1	1	1	1	1.1	ND		0.17
Benzo(b)fluoranthene	1	1	1	5.6	11	0.061	J	0.13
Benzo(k)fluoranthene	0.8	1	3.9	56	110	ND		0.13
Chrysene	1	1	3.9	56	110	0.048	J	0.13
Acenaphthylene	100	100	100	500	1000	ND		0.17
Anthracene	100	100	100	500	1000	ND		0.13
Benzo(ghi)perylene	100	100	100	500	1000	0.036	J	0.17
Fluorene	30	100	100	500	1000	ND		0.22
Phenanthrene	100	100	100	500	1000	0.047	J	0.13
Dibenzo(a,h)anthracene	0.33	0.33	0.33	0.56	1.1	ND		0.13
Indeno(1,2,3-cd)pyrene	0.5	0.5	0.5	5.6	11	0.033	J	0.17

TABLE 3

Subsurface Soil Summary
Hope on Main - 954 Main Street
Brownfield Cleanup Program

					SAMPLE ID:	I5-01		
					COLLECTION DATE:	8/18/2023		
					SAMPLE DEPTH:	0-2		
					SAMPLE MATRIX:	SOIL		
	NY-UNRES	NY-RESR	NY-RESRR	NY-RESC	NY-RESI			
ANALYTE	**(mg/kg)**	**(mg/kg)**	**(mg/kg)**	**(mg/kg)**	**(mg/kg)**	Result	Flg	RL
Pyrene	100	100	100	500	1000	0.078	J	0.13
Biphenyl	NA	NA	NA	NA	NA	ND		0.49
4-Chloroaniline	NA	NA	NA	NA	NA	ND		0.22
2-Nitroaniline	NA	NA	NA	NA	NA	ND		0.22
3-Nitroaniline	NA	NA	NA	NA	NA	ND		0.22
4-Nitroaniline	NA	NA	NA	NA	NA	ND		0.22
Dibenzofuran	7	14	59	350	1000	ND		0.22
2-Methylnaphthalene	NA	NA	NA	NA	NA	ND		0.26
1,2,4,5-Tetrachlorobenzene	NA	NA	NA	NA	NA	ND		0.22
Acetophenone	NA	NA	NA	NA	NA	ND		0.22
2,4,6-Trichlorophenol	NA	NA	NA	NA	NA	ND		0.13
p-Chloro-m-cresol	NA	NA	NA	NA	NA	ND		0.22
2-Chlorophenol	NA	NA	NA	NA	NA	ND		0.22
2,4-Dichlorophenol	NA	NA	NA	NA	NA	ND		0.2
2,4-Dimethylphenol	NA	NA	NA	NA	NA	ND		0.22
2-Nitrophenol	NA	NA	NA	NA	NA	ND		0.47
4-Nitrophenol	NA	NA	NA	NA	NA	ND		0.3
2,4-Dinitrophenol	NA	NA	NA	NA	NA	ND		1
4,6-Dinitro-o-cresol	NA	NA	NA	NA	NA	ND		0.56
Pentachlorophenol	0.8	2.4	6.7	6.7	55	ND		0.17
Phenol	0.33	100	100	500	1000	ND		0.22
2-Methylphenol	0.33	100	100	500	1000	ND		0.22
3-Methylphenol/4-Methylphenol	0.33	34	100	500	1000	ND		0.31
2,4,5-Trichlorophenol	NA	NA	NA	NA	NA	ND		0.22
Carbazole	NA	NA	NA	NA	NA	ND		0.22
Atrazine	NA	NA	NA	NA	NA	ND		0.17
Benzaldehyde	NA	NA	NA	NA	NA	ND		0.29
Caprolactam	NA	NA	NA	NA	NA	ND		0.22
2,3,4,6-Tetrachlorophenol	NA	NA	NA	NA	NA	ND		0.22
1,4-Dioxane	0.1	9.8	13	130	250	ND		0.032
HERBICIDES								
2,4,5-TP (Silvex)	3.8	58	100	500	1000	ND		0.181
PESTICIDES								
Delta-BHC	0.04	100	100	500	1000	ND		0.00172
Lindane	0.1	0.28	1.3	9.2	23	ND		0.000718
Alpha-BHC	0.02	0.097	0.48	3.4	6.8	ND		0.000718
Beta-BHC	0.036	0.072	0.36	3	14	ND		0.00172

TABLE 3

Subsurface Soil Summary
Hope on Main - 954 Main Street
Brownfield Cleanup Program

					SAMPLE ID:	I5-01		
					COLLECTION DATE:	8/18/2023		
					SAMPLE DEPTH:	0-2		
					SAMPLE MATRIX:	SOIL		
	NY-UNRES	NY-RESR	NY-RESRR	NY-RESC	NY-RESI			
ANALYTE	**(mg/kg)**	**(mg/kg)**	**(mg/kg)**	**(mg/kg)**	**(mg/kg)**	Result	Flg	RL
Heptachlor	0.042	0.42	2.1	15	29	ND		0.000861
Aldrin	0.005	0.019	0.097	0.68	1.4	ND		0.00172
Heptachlor epoxide	NA	NA	NA	NA	NA	ND		0.00323
Endrin	0.014	2.2	11	89	410	ND		0.000718
Endrin aldehyde	NA	NA	NA	NA	NA	ND		0.00215
Endrin ketone	NA	NA	NA	NA	NA	ND		0.00172
Dieldrin	0.005	0.039	0.2	1.4	2.8	ND		0.00108
4,4'-DDE	0.0033	1.8	8.9	62	120	0.00253		0.00172
4,4'-DDD	0.0033	2.6	13	92	180	ND		0.00172
4,4'-DDT	0.0033	1.7	7.9	47	94	**0.004**		0.00172
Endosulfan I	2.4	4.8	24	200	920	ND		0.00172
Endosulfan II	2.4	4.8	24	200	920	ND		0.00172
Endosulfan sulfate	2.4	4.8	24	200	920	ND		0.000718
Methoxychlor	NA	NA	NA	NA	NA	ND		0.00323
Toxaphene	NA	NA	NA	NA	NA	ND		0.0323
cis-Chlordane	0.094	0.91	4.2	24	47	ND		0.00215
trans-Chlordane	NA	NA	NA	NA	NA	0.000957	J	0.00215
Chlordane	NA	NA	NA	NA	NA	ND		0.0144
POLYCHLORINATED BIPHENYLS								
Aroclor 1016	0.1	1	1	1	25	ND		0.0526
Aroclor 1221	0.1	1	1	1	25	ND		0.0526
Aroclor 1232	0.1	1	1	1	25	ND		0.0526
Aroclor 1242	0.1	1	1	1	25	ND		0.0526
Aroclor 1248	0.1	1	1	1	25	ND		0.0526
Aroclor 1254	0.1	1	1	1	25	ND		0.0526
Aroclor 1260	0.1	1	1	1	25	ND		0.0526
Aroclor 1262	0.1	1	1	1	25	ND		0.0526
Aroclor 1268	0.1	1	1	1	25	0.0067	J	0.0526
PCBs, Total	0.1	1	1	1	25	0.0067	J	0.0526
METALS								
Aluminum, Total	NA	NA	NA	NA	NA	6600		8.58
Antimony, Total	NA	NA	NA	NA	NA	ND		4.29
Arsenic, Total	13	16	16	16	16	3.41		0.858
Barium, Total	350	350	400	400	10000	39.5		0.858
Beryllium, Total	7.2	14	72	590	2700	0.292	J	0.429
Cadmium, Total	2.5	2.5	4.3	9.3	60	0.292	J	0.858
Calcium, Total	NA	NA	NA	NA	NA	6030		8.58
Chromium, Total	NA	NA	NA	NA	NA	9.82		0.858
Cobalt, Total	NA	NA	NA	NA	NA	3.56		1.72

TABLE 3

Subsurface Soil Summary
Hope on Main - 954 Main Street
Brownfield Cleanup Program

					SAMPLE ID:	I5-01		
					COLLECTION DATE:	8/18/2023		
					SAMPLE DEPTH:	0-2		
					SAMPLE MATRIX:	SOIL		
	NY-UNRES	NY-RESR	NY-RESRR	NY-RESC	NY-RESI			
ANALYTE	**(mg/kg)**	**(mg/kg)**	**(mg/kg)**	**(mg/kg)**	**(mg/kg)**	Result	Flg	RL
Copper, Total	50	270	270	270	10000	17.6		0.858
Iron, Total	NA	NA	NA	NA	NA	9240		4.29
Lead, Total	63	400	400	1000	3900	**83.1**		4.29
Magnesium, Total	NA	NA	NA	NA	NA	3350		8.58
Manganese, Total	1600	2000	2000	10000	10000	113		0.858
Mercury, Total	0.18	0.81	0.81	2.8	5.7	0.121		0.069
Nickel, Total	30	140	310	310	10000	8.33		2.14
Potassium, Total	NA	NA	NA	NA	NA	540		214
Selenium, Total	3.9	36	180	1500	6800	ND		1.72
Silver, Total	2	36	180	1500	6800	ND		0.429
Sodium, Total	NA	NA	NA	NA	NA	87.4	J	172
Thallium, Total	NA	NA	NA	NA	NA	ND		1.72
Vanadium, Total	NA	NA	NA	NA	NA	13.4		0.858
Zinc, Total	109	2200	10000	10000	10000	101		4.29
GENERAL CHEMISTRY								
Solids, Total	NA	NA	NA	NA	NA	91.3		0.1
Cyanide, Total	27	27	27	27	10000	ND		1
Chromium, Hexavalent	1	22	110	400	800	ND		0.876

TABLE 3

Subsurface Soil Summary
Hope on Main - 954 Main Street
Brownfield Cleanup Program

					SAMPLE ID:	I5-02			I5-04			J1-00-0-2FT			J1-01-2-4FT			J-DUP-A			J1-02-4-6FT			J2-01_ 0-2FT		
					COLLECTION DATE:	8/18/2023			8/18/2023			8/21/2023			8/21/2023			8/21/2023			8/21/2023			8/21/2023		
					SAMPLE DEPTH:	4			15			0-2			2-4			4-6			4-6			0-2		
					SAMPLE MATRIX:	SOIL			SOIL			SOIL			SOIL			SOIL			SOIL			SOIL		
	NY-UNRES	NY-RESR	NY-RESRR	NY-RESC	NY-RESI																					
ANALYTE	(mg/kg)	(mg/kg)	(mg/kg)	(mg/kg)	(mg/kg)	Result	Flg	RL	Result	Flg	RL	Result	Flg	RL	Result	Flg	RL	Result	Flg	RL	Result	Flg	RL	Result	Flg	RL
VOCs																										
Methylene chloride	0.05	51	100	500	1000	-		-	ND		0.0052	ND		0.0059	ND		0.0048	ND		0.0046	-		-	ND		0.0064
1,1-Dichloroethane	0.27	19	26	240	480	-		-	ND		0.001	ND		0.0012	ND		0.00096	ND		0.00092	-		-	ND		0.0013
Chloroform	0.37	10	49	350	700	-		-	ND		0.0016	ND		0.0018	ND		0.0014	ND		0.0014	-		-	ND		0.0019
Carbon tetrachloride	0.76	1.4	2.4	22	44	-		-	ND		0.001	ND		0.0012	ND		0.00096	ND		0.00092	-		-	ND		0.0013
1,2-Dichloropropane	NA	NA	NA	NA	NA	-		-	ND		0.001	ND		0.0012	ND		0.00096	ND		0.00092	-		-	ND		0.0013
Dibromochloromethane	NA	NA	NA	NA	NA	-		-	ND		0.001	ND		0.0012	ND		0.00096	ND		0.00092	-		-	ND		0.0013
1,1,2-Trichloroethane	NA	NA	NA	NA	NA	-		-	ND		0.001	ND		0.0012	ND		0.00096	ND		0.00092	-		-	ND		0.0013
Tetrachloroethene	1.3	5.5	19	150	300	-		-	ND		0.00052	ND		0.00059	ND		0.00048	ND		0.00046	-		-	ND		0.00064
Chlorobenzene	1.1	100	100	500	1000	-		-	ND		0.00052	ND		0.00059	ND		0.00048	ND		0.00046	-		-	ND		0.00064
Trichlorofluoromethane	NA	NA	NA	NA	NA	-		-	ND		0.0042	ND		0.0047	ND		0.0039	ND		0.0037	-		-	ND		0.0052
1,2-Dichloroethane	0.02	2.3	3.1	30	60	-		-	ND		0.001	ND		0.0012	ND		0.00096	ND		0.00092	-		-	ND		0.0013
1,1,1-Trichloroethane	0.68	100	100	500	1000	-		-	ND		0.00052	ND		0.00059	ND		0.00048	ND		0.00046	-		-	ND		0.00064
Bromodichloromethane	NA	NA	NA	NA	NA	-		-	ND		0.00052	ND		0.00059	ND		0.00048	ND		0.00046	-		-	ND		0.00064
trans-1,3-Dichloropropene	NA	NA	NA	NA	NA	-		-	ND		0.001	ND		0.0012	ND		0.00096	ND		0.00092	-		-	ND		0.0013
cis-1,3-Dichloropropene	NA	NA	NA	NA	NA	-		-	ND		0.00052	ND		0.00059	ND		0.00048	ND		0.00046	-		-	ND		0.00064
Bromoform	NA	NA	NA	NA	NA	-		-	ND		0.0042	ND		0.0047	ND		0.0039	ND		0.0037	-		-	ND		0.0052
1,1,2,2-Tetrachloroethane	NA	NA	NA	NA	NA	-		-	ND		0.00052	ND		0.00059	ND		0.00048	ND		0.00046	-		-	ND		0.00064
Benzene	0.06	2.9	4.8	44	89	-		-	0.0002	J	0.00052	ND		0.00059	ND		0.00048	ND		0.00046	-		-	ND		0.00064
Toluene	0.7	100	100	500	1000	-		-	ND		0.001	ND		0.0012	ND		0.00096	ND		0.00092	-		-	ND		0.0013
Ethylbenzene	1	30	41	390	780	-		-	ND		0.001	ND		0.0012	ND		0.00096	ND		0.00092	-		-	ND		0.0013
Chloromethane	NA	NA	NA	NA	NA	-		-	ND		0.0042	ND		0.0047	ND		0.0039	ND		0.0037	-		-	ND		0.0052
Bromomethane	NA	NA	NA	NA	NA	-		-	ND		0.0021	ND		0.0023	ND		0.0019	ND		0.0018	-		-	ND		0.0026
Vinyl chloride	0.02	0.21	0.9	13	27	-		-	ND		0.001	ND		0.0012	ND		0.00096	ND		0.00092	-		-	ND		0.0013
Chloroethane	NA	NA	NA	NA	NA	-		-	ND		0.0021	ND		0.0023	ND		0.0019	ND		0.0018	-		-	ND		0.0026
1,1-Dichloroethene	0.33	100	100	500	1000	-		-	ND		0.001	ND		0.0012	ND		0.00096	ND		0.00092	-		-	ND		0.0013
trans-1,2-Dichloroethene	0.19	100	100	500	1000	-		-	ND		0.0016	ND		0.0018	ND		0.0014	ND		0.0014	-		-	ND		0.0019
Trichloroethene	0.47	10	21	200	400	-		-	ND		0.00052	ND		0.00059	ND		0.00048	ND		0.00046	-		-	ND		0.00064
1,2-Dichlorobenzene	1.1	100	100	500	1000	-		-	ND		0.0021	ND		0.0023	ND		0.0019	ND		0.0018	-		-	ND		0.0026
1,3-Dichlorobenzene	2.4	17	49	280	560	-		-	ND		0.0021	ND		0.0023	ND		0.0019	ND		0.0018	-		-	ND		0.0026
1,4-Dichlorobenzene	1.8	9.8	13	130	250	-		-	ND		0.0021	ND		0.0023	ND		0.0019	ND		0.0018	-		-	ND		0.0026
Methyl tert butyl ether	0.93	62	100	500	1000	-		-	ND		0.0021	ND		0.0023	ND		0.0019	ND		0.0018	-		-	ND		0.0026
p/m-Xylene	NA	NA	NA	NA	NA	-		-	ND		0.0021	ND		0.0023	ND		0.0019	ND		0.0018	-		-	ND		0.0026
o-Xylene	NA	NA	NA	NA	NA	-		-	ND		0.001	ND		0.0012	ND		0.00096	ND		0.00092	-		-	ND		0.0013
cis-1,2-Dichloroethene	0.25	59	100	500	1000	-		-	ND		0.001	ND		0.0012	ND		0.00096	ND		0.00092	-		-	ND		0.0013
Styrene	NA	NA	NA	NA	NA	-		-	ND		0.001	ND		0.0012	ND		0.00096	ND		0.00092	-		-	ND		0.0013
Dichlorodifluoromethane	NA	NA	NA	NA	NA	-		-	ND		0.01	ND		0.012	ND		0.0096	ND		0.0092	-		-	ND		0.013
Acetone	0.05	100	100	500	1000	-		-	ND		0.01	ND		0.012	ND		0.0096	ND		0.0092	-		-	ND		0.013
Carbon disulfide	NA	NA	NA	NA	NA	-		-	ND		0.01	ND		0.012	ND		0.0096	ND		0.0092	-		-	ND		0.013
2-Butanone	0.12	100	100	500	1000	-		-	ND		0.01	ND		0.012	ND		0.0096	ND		0.0092	-		-	ND		0.013
4-Methyl-2-pentanone	NA	NA	NA	NA	NA	-		-	ND		0.01	ND		0.012	ND		0.0096	ND		0.0092	-		-	ND		0.013

TABLE 3

Subsurface Soil Summary
Hope on Main - 954 Main Street
Brownfield Cleanup Program

					SAMPLE ID:	I5-02			I5-04			J1-00-0-2FT			J1-01-2-4FT			J-DUP-A			J1-02-4-6FT			J2-01_ 0-2FT		
					COLLECTION DATE:	8/18/2023			8/18/2023			8/21/2023			8/21/2023			8/21/2023			8/21/2023			8/21/2023		
					SAMPLE DEPTH:	4			15			0-2			2-4			4-6			4-6			0-2		
					SAMPLE MATRIX:	SOIL			SOIL			SOIL			SOIL			SOIL			SOIL			SOIL		
	NY-UNRES	NY-RESR	NY-RESRR	NY-RESC	NY-RESI																					
ANALYTE	(mg/kg)	(mg/kg)	(mg/kg)	(mg/kg)	(mg/kg)	Result	Flg	RL	Result	Flg	RL	Result	Flg	RL	Result	Flg	RL	Result	Flg	RL	Result	Flg	RL	Result	Flg	RL
2-Hexanone	NA	NA	NA	NA	NA	-		-	ND		0.01	ND		0.012	ND		0.0096	ND		0.0092	-		-	ND		0.013
1,2-Dibromoethane	NA	NA	NA	NA	NA	-		-	ND		0.001	ND		0.0012	ND		0.00096	ND		0.00092	-		-	ND		0.0013
n-Butylbenzene	12	100	100	500	1000	-		-	ND		0.001	ND		0.0012	ND		0.00096	ND		0.00092	-		-	ND		0.0013
sec-Butylbenzene	11	100	100	500	1000	-		-	ND		0.001	ND		0.0012	ND		0.00096	ND		0.00092	-		-	ND		0.0013
tert-Butylbenzene	5.9	100	100	500	1000	-		-	ND		0.0021	ND		0.0023	ND		0.0019	ND		0.0018	-		-	ND		0.0026
1,2-Dibromo-3-chloropropane	NA	NA	NA	NA	NA	-		-	ND		0.0031	ND		0.0035	ND		0.0029	ND		0.0028	-		-	ND		0.0039
Isopropylbenzene	NA	NA	NA	NA	NA	-		-	ND		0.001	ND		0.0012	ND		0.00096	ND		0.00092	-		-	ND		0.0013
p-Isopropyltoluene	NA	NA	NA	NA	NA	-		-	ND		0.001	ND		0.0012	ND		0.00096	ND		0.00092	-		-	ND		0.0013
Naphthalene	12	100	100	500	1000	-		-	ND		0.0042	ND		0.0047	ND		0.0039	ND		0.0037	-		-	ND		0.0052
n-Propylbenzene	3.9	100	100	500	1000	-		-	ND		0.001	ND		0.0012	ND		0.00096	ND		0.00092	-		-	ND		0.0013
1,2,4-Trichlorobenzene	NA	NA	NA	NA	NA	-		-	ND		0.0021	ND		0.0023	ND		0.0019	ND		0.0018	-		-	ND		0.0026
1,3,5-Trimethylbenzene	8.4	47	52	190	380	-		-	ND		0.0021	ND		0.0023	ND		0.0019	ND		0.0018	-		-	ND	J	0.0026
1,2,4-Trimethylbenzene	3.6	47	52	190	380	-		-	ND		0.0021	ND		0.0023	ND		0.0019	ND		0.0018	-		-	ND	J	0.0026
Methyl Acetate	NA	NA	NA	NA	NA	-		-	ND		0.0042	ND		0.0047	ND		0.0039	ND		0.0037	-		-	ND		0.0052
Cyclohexane	NA	NA	NA	NA	NA	-		-	ND		0.01	ND		0.012	ND		0.0096	ND		0.0092	-		-	ND		0.013
Freon-113	NA	NA	NA	NA	NA	-		-	ND		0.0042	ND		0.0047	ND		0.0039	ND		0.0037	-		-	ND		0.0052
Methyl cyclohexane	NA	NA	NA	NA	NA	-		-	ND		0.0042	ND		0.0047	ND		0.0039	ND		0.0037	-		-	ND	J	0.0052
PERFLUORINATED ALKYL ACIDS																										
Perfluorobutanoic Acid (PFBA)	NA	NA	NA	NA	NA	-		-	ND		0.000798	ND		0.000707	ND		0.000748	ND		0.000746	-		-	ND		0.000727
Perfluoropentanoic Acid (PFPeA)	NA	NA	NA	NA	NA	-		-	ND		0.000399	0.000072	J	0.000354	0.000071	J	0.000374	0.000132	J	0.000373	-		-	0.000147	J	0.000363
Perfluorobutanesulfonic Acid (PFBS)	NA	NA	NA	NA	NA	-		-	ND		0.000199	ND		0.000177	ND		0.000187	ND		0.000186	-		-	ND		0.000182
1H,1H,2H,2H-Perfluorohexanesulfonic Acid (4:2FTS)	NA	NA	NA	NA	NA	-		-	ND		0.000798	ND		0.000707	ND		0.000748	ND		0.000746	-		-	ND		0.000727
Perfluorohexanoic Acid (PFHxA)	NA	NA	NA	NA	NA	-		-	ND		0.000199	0.000069	J	0.000177	0.000061	J	0.000187	0.000227		0.000186	-		-	0.000212		0.000182
Perfluoropentanesulfonic Acid (PFPeS)	NA	NA	NA	NA	NA	-		-	ND		0.000199	ND		0.000177	ND		0.000187	ND		0.000186	-		-	ND		0.000182
Perfluoroheptanoic Acid (PFHpA)	NA	NA	NA	NA	NA	-		-	ND		0.000199	0.000044	J	0.000177	0.000037	J	0.000187	0.000101	J	0.000186	-		-	0.00014	J	0.000182
Perfluorohexanesulfonic Acid (PFHxS)	NA	NA	NA	NA	NA	-		-	ND		0.000199	ND		0.000177	ND		0.000187	ND		0.000186	-		-	ND		0.000182
Perfluorooctanoic Acid (PFOA)	0.00066	0.0066	0.033	0.5	0.6	-		-	ND		0.000199	0.000067	J	0.000177	0.000211		0.000187	0.000069	JF	0.000186	-		-	0.00024		0.000182
1H,1H,2H,2H-Perfluorooctanesulfonic Acid (6:2FTS)	NA	NA	NA	NA	NA	-		-	ND		0.000798	ND		0.000707	ND		0.000748	ND		0.000746	-		-	ND		0.000727
Perfluoroheptanesulfonic Acid (PFHpS)	NA	NA	NA	NA	NA	-		-	ND		0.000199	ND		0.000177	ND		0.000187	ND		0.000186	-		-	ND		0.000182
Perfluorononanoic Acid (PFNA)	NA	NA	NA	NA	NA	-		-	ND		0.000199	ND		0.000177	ND		0.000187	ND		0.000186	-		-	0.000232		0.000182
Perfluorooctanesulfonic Acid (PFOS)	0.00088	0.0088	0.044	0.44	0.44	-		-	ND		0.000199	0.000486		0.000177	0.000393		0.000187	ND		0.000186	-		-	**0.0132**		0.000182
Perfluorodecanoic Acid (PFDA)	NA	NA	NA	NA	NA	-		-	ND		0.000199	ND		0.000177	ND		0.000187	ND		0.000186	-		-	ND		0.000182
1H,1H,2H,2H-Perfluorodecanesulfonic Acid (8:2FTS)	NA	NA	NA	NA	NA	-		-	ND		0.000798	ND		0.000707	ND		0.000748	ND		0.000746	-		-	ND		0.000727
Perfluorononanesulfonic Acid (PFNS)	NA	NA	NA	NA	NA	-		-	ND		0.000199	ND		0.000177	ND		0.000187	ND		0.000186	-		-	ND		0.000182
N-Methyl Perfluorooctanesulfonamidoacetic Acid (NMeFOSAA)	NA	NA	NA	NA	NA	-		-	ND		0.000199	ND		0.000177	ND		0.000187	ND		0.000186	-		-	ND		0.000182
Perfluoroundecanoic Acid (PFUnA)	NA	NA	NA	NA	NA	-		-	ND		0.000199	ND		0.000177	ND		0.000187	ND		0.000186	-		-	ND		0.000182
Perfluorodecanesulfonic Acid (PFDS)	NA	NA	NA	NA	NA	-		-	ND		0.000199	ND		0.000177	ND		0.000187	ND		0.000186	-		-	0.000087	J	0.000182
Perfluorooctanesulfonamide (PFOSA)	NA	NA	NA	NA	NA	-		-	ND		0.000199	ND		0.000177	0.000123	J	0.000187	0.000076	JF	0.000186	-		-	0.000049	JF	0.000182

TABLE 3

Subsurface Soil Summary
Hope on Main - 954 Main Street
Brownfield Cleanup Program

					SAMPLE ID:	I5-02			I5-04			J1-00-0-2FT			J1-01-2-4FT			J-DUP-A			J1-02-4-6FT			J2-01_ 0-2FT		
					COLLECTION DATE:	8/18/2023			8/18/2023			8/21/2023			8/21/2023			8/21/2023			8/21/2023			8/21/2023		
					SAMPLE DEPTH:	4			15			0-2			2-4			4-6			4-6			0-2		
					SAMPLE MATRIX:	SOIL			SOIL			SOIL			SOIL			SOIL			SOIL			SOIL		
	NY-UNRES	NY-RESR	NY-RESRR	NY-RESC	NY-RESI																					
ANALYTE	(mg/kg)	(mg/kg)	(mg/kg)	(mg/kg)	(mg/kg)	Result	Flg	RL	Result	Flg	RL	Result	Flg	RL	Result	Flg	RL	Result	Flg	RL	Result	Flg	RL	Result	Flg	RL
N-Ethyl Perfluorooctanesulfonamidoacetic Acid (NEtFOSAA)	NA	NA	NA	NA	NA	-		-	ND		0.000199	ND		0.000177	ND		0.000187	ND		0.000186	-		-	0.000099	J	0.000182
Perfluorododecanoic Acid (PFDoA)	NA	NA	NA	NA	NA	-		-	ND		0.000199	ND		0.000177	ND		0.000187	ND		0.000186	-		-	ND		0.000182
Perfluorotridecanoic Acid (PFTrDA)	NA	NA	NA	NA	NA	-		-	ND		0.000199	ND		0.000177	ND		0.000187	ND		0.000186	-		-	ND		0.000182
Perfluorotetradecanoic Acid (PFTeDA)	NA	NA	NA	NA	NA	-		-	ND		0.000199	ND		0.000177	ND		0.000187	ND		0.000186	-		-	ND		0.000182
Hexafluoropropylene Oxide Dimer Acid (HFPO-DA)	NA	NA	NA	NA	NA	-		-	ND		0.000798	ND		0.000707	ND		0.000748	ND		0.000746	-		-	ND		0.000727
4,8-Dioxa-3h-Perfluorononanoic Acid (ADONA)	NA	NA	NA	NA	NA	-		-	ND		0.000798	ND		0.000707	ND		0.000748	ND		0.000746	-		-	ND		0.000727
Perfluorododecanesulfonic Acid (PFDoS)	NA	NA	NA	NA	NA	-		-	ND		0.000199	ND		0.000177	ND		0.000187	ND		0.000186	-		-	ND		0.000182
9-Chlorohexadecafluoro-3-Oxanone-1-Sulfonic Acid (9Cl-PF3ONS)	NA	NA	NA	NA	NA	-		-	ND		0.000798	ND		0.000707	ND		0.000748	ND		0.000746	-		-	ND		0.000727
11-Chloroeicosafluoro-3-Oxaundecane-1-Sulfonic Acid (11Cl-PF3OUdS)	NA	NA	NA	NA	NA	-		-	ND		0.000798	ND		0.000707	ND		0.000748	ND		0.000746	-		-	ND		0.000727
N-Methyl Perfluorooctane Sulfonamide (NMeFOSA)	NA	NA	NA	NA	NA	-		-	ND		0.000199	ND		0.000177	ND		0.000187	ND		0.000186	-		-	ND		0.000182
N-Ethyl Perfluorooctane Sulfonamide (NEtFOSA)	NA	NA	NA	NA	NA	-		-	ND		0.000199	ND		0.000177	ND		0.000187	ND		0.000186	-		-	ND		0.000182
N-Methyl Perfluorooctanesulfonamido Ethanol (NMeFOSE)	NA	NA	NA	NA	NA	-		-	ND		0.00199	ND		0.00177	ND		0.00187	ND		0.00186	-		-	ND		0.00182
N-Ethyl Perfluorooctanesulfonamido Ethanol (NEtFOSE)	NA	NA	NA	NA	NA	-		-	ND		0.00199	ND		0.00177	ND		0.00187	ND		0.00186	-		-	ND		0.00182
Perfluoro-3-Methoxypropanoic Acid (PFMPA)	NA	NA	NA	NA	NA	-		-	ND		0.000399	ND		0.000354	ND		0.000374	ND		0.000373	-		-	ND		0.000363
Perfluoro-4-Methoxybutanoic Acid (PFMBA)	NA	NA	NA	NA	NA	-		-	ND		0.000399	ND		0.000354	ND		0.000374	ND		0.000373	-		-	ND		0.000363
Perfluoro(2-Ethoxyethane)Sulfonic Acid (PFEESA)	NA	NA	NA	NA	NA	-		-	ND		0.000399	ND		0.000354	ND		0.000374	ND		0.000373	-		-	ND		0.000363
Nonafluoro-3,6-Dioxaheptanoic Acid (NFDHA)	NA	NA	NA	NA	NA	-		-	ND		0.000399	ND		0.000354	ND		0.000374	ND		0.000373	-		-	ND		0.000363
3-Perfluoropropyl Propanoic Acid (3:3FTCA)	NA	NA	NA	NA	NA	-		-	ND		0.000997	ND		0.000884	ND		0.000935	ND		0.000933	-		-	ND		0.000909
2H,2H,3H,3H-Perfluorooctanoic Acid (5:3FTCA)	NA	NA	NA	NA	NA	-		-	ND		0.00499	ND		0.00442	ND		0.00467	ND		0.00466	-		-	ND		0.00454
3-Perfluoroheptyl Propanoic Acid (7:3FTCA)	NA	NA	NA	NA	NA	-		-	ND		0.00499	ND		0.00442	ND		0.00467	ND		0.00466	-		-	ND		0.00454
SVOCs																										
Acenaphthene	20	100	100	500	1000	-		-	ND		0.15	0.057	J	0.15	0.2		0.16	0.21		0.15	-		-	0.086	J	0.16
1,2,4-Trichlorobenzene	NA	NA	NA	NA	NA	-		-	-		-	-		-	-		-	-		-	-		-	-		-
Hexachlorobenzene	0.33	0.33	1.2	6	12	-		-	ND		0.11	ND		0.11	ND		0.12	ND		0.11	-		-	ND		0.12
Bis(2-chloroethyl)ether	NA	NA	NA	NA	NA	-		-	ND		0.17	ND		0.17	ND		0.18	ND		0.17	-		-	ND		0.18
2-Chloronaphthalene	NA	NA	NA	NA	NA	-		-	ND		0.19	ND		0.19	ND		0.2	ND		0.18	-		-	ND		0.2
3,3'-Dichlorobenzidine	NA	NA	NA	NA	NA	-		-	ND		0.19	ND		0.19	ND		0.2	ND		0.18	-		-	ND		0.2
2,4-Dinitrotoluene	NA	NA	NA	NA	NA	-		-	ND		0.19	ND		0.19	ND		0.2	ND		0.18	-		-	ND		0.2
2,6-Dinitrotoluene	NA	NA	NA	NA	NA	-		-	ND		0.19	ND		0.19	ND		0.2	ND		0.18	-		-	ND		0.2
Fluoranthene	100	100	100	500	1000	-		-	ND		0.11	0.66		0.11	1.9		0.12	1.4		0.11	-		-	0.73		0.12
4-Chlorophenyl phenyl ether	NA	NA	NA	NA	NA	-		-	ND		0.19	ND		0.19	ND		0.2	ND		0.18	-		-	ND		0.2
4-Bromophenyl phenyl ether	NA	NA	NA	NA	NA	-		-	ND		0.19	ND		0.19	ND		0.2	ND		0.18	-		-	ND		0.2
Bis(2-chloroisopropyl)ether	NA	NA	NA	NA	NA	-		-	ND		0.23	ND		0.23	ND		0.24	ND		0.22	-		-	ND		0.24
Bis(2-chloroethoxy)methane	NA	NA	NA	NA	NA	-		-	ND		0.2	ND		0.2	ND		0.22	ND		0.2	-		-	ND		0.21

TABLE 3

Subsurface Soil Summary
Hope on Main - 954 Main Street
Brownfield Cleanup Program

					SAMPLE ID:	I5-02			I5-04			J1-00-0-2FT			J1-01-2-4FT			J-DUP-A			J1-02-4-6FT			J2-01_ 0-2FT		
					COLLECTION DATE:	8/18/2023			8/18/2023			8/21/2023			8/21/2023			8/21/2023			8/21/2023			8/21/2023		
					SAMPLE DEPTH:	4			15			0-2			2-4			4-6			4-6			0-2		
					SAMPLE MATRIX:	SOIL			SOIL			SOIL			SOIL			SOIL			SOIL			SOIL		
	NY-UNRES	NY-RESR	NY-RESRR	NY-RESC	NY-RESI																					
ANALYTE	(mg/kg)	(mg/kg)	(mg/kg)	(mg/kg)	(mg/kg)	Result	Flg	RL	Result	Flg	RL	Result	Flg	RL	Result	Flg	RL	Result	Flg	RL	Result	Flg	RL	Result	Flg	RL
Hexachlorobutadiene	NA	NA	NA	NA	NA	-		-	ND		0.19	ND		0.19	ND		0.2	ND		0.18	-		-	ND		0.2
Hexachlorocyclopentadiene	NA	NA	NA	NA	NA	-		-	ND		0.54	ND		0.54	ND		0.57	ND		0.53	-		-	ND		0.56
Hexachloroethane	NA	NA	NA	NA	NA	-		-	ND		0.15	ND		0.15	ND		0.16	ND		0.15	-		-	ND		0.16
Isophorone	NA	NA	NA	NA	NA	-		-	ND		0.17	ND		0.17	ND		0.18	ND		0.17	-		-	ND		0.18
Naphthalene	12	100	100	500	1000	-		-	ND		0.19	ND		0.19	0.11	J	0.2	0.16	J	0.18	-		-	ND		0.2
Nitrobenzene	NA	NA	NA	NA	NA	-		-	ND		0.17	ND		0.17	ND		0.18	ND		0.17	-		-	ND		0.18
NDPA/DPA	NA	NA	NA	NA	NA	-		-	ND		0.15	ND		0.15	ND		0.16	ND		0.15	-		-	ND		0.16
n-Nitrosodi-n-propylamine	NA	NA	NA	NA	NA	-		-	ND		0.19	ND		0.19	ND		0.2	ND		0.18	-		-	ND		0.2
Bis(2-ethylhexyl)phthalate	NA	NA	NA	NA	NA	-		-	ND		0.19	ND		0.19	ND		0.2	ND		0.18	-		-	ND		0.2
Butyl benzyl phthalate	NA	NA	NA	NA	NA	-		-	ND		0.19	ND		0.19	ND		0.2	ND		0.18	-		-	ND		0.2
Di-n-butylphthalate	NA	NA	NA	NA	NA	-		-	ND		0.19	ND		0.19	ND		0.2	ND		0.18	-		-	ND		0.2
Di-n-octylphthalate	NA	NA	NA	NA	NA	-		-	ND		0.19	ND		0.19	ND		0.2	ND		0.18	-		-	ND		0.2
Diethyl phthalate	NA	NA	NA	NA	NA	-		-	ND		0.19	ND		0.19	ND		0.2	ND		0.18	-		-	ND		0.2
Dimethyl phthalate	NA	NA	NA	NA	NA	-		-	ND		0.19	ND		0.19	ND		0.2	ND		0.18	-		-	ND		0.2
Benzo(a)anthracene	1	1	1	5.6	11	-		-	ND		0.11	0.31		0.11	**1.1**		0.12	0.62		0.11	0.027	J	0.11	0.29		0.12
Benzo(a)pyrene	1	1	1	1	1.1	-		-	ND		0.15	0.27		0.15	0.93		0.16	0.54		0.15	-		-	0.28		0.16
Benzo(b)fluoranthene	1	1	1	5.6	11	-		-	ND		0.11	0.31		0.11	**1**		0.12	0.59		0.11	ND		0.11	0.32		0.12
Benzo(k)fluoranthene	0.8	1	3.9	56	110	-		-	ND		0.11	0.11		0.11	0.38		0.12	0.23		0.11	-		-	0.12		0.12
Chrysene	1	1	3.9	56	110	-		-	ND		0.11	0.28		0.11	**1**		0.12	0.57		0.11	0.023	J	0.11	0.28		0.12
Acenaphthylene	100	100	100	500	1000	-		-	ND		0.15	ND		0.15	0.2		0.16	0.064	J	0.15	-		-	ND		0.16
Anthracene	100	100	100	500	1000	-		-	ND		0.11	0.16		0.11	0.64		0.12	0.45		0.11	-		-	0.14		0.12
Benzo(ghi)perylene	100	100	100	500	1000	-		-	ND		0.15	0.11	J	0.15	0.41		0.16	0.2		0.15	-		-	0.16		0.16
Fluorene	30	100	100	500	1000	-		-	ND		0.19	0.042	J	0.19	0.23		0.2	0.21		0.18	-		-	0.06	J	0.2
Phenanthrene	100	100	100	500	1000	-		-	ND		0.11	0.55		0.11	1.8		0.12	1.5		0.11	-		-	0.63		0.12
Dibenzo(a,h)anthracene	0.33	0.33	0.33	0.56	1.1	-		-	ND		0.11	0.034	J	0.11	0.13		0.12	0.064	J	0.11	-		-	0.036	J	0.12
Indeno(1,2,3-cd)pyrene	0.5	0.5	0.5	5.6	11	-		-	ND		0.15	0.14	J	0.15	0.48		0.16	0.25		0.15	-		-	0.17		0.16
Pyrene	100	100	100	500	1000	-		-	ND		0.11	0.54		0.11	1.6		0.12	1.2		0.11	-		-	0.59		0.12
Biphenyl	NA	NA	NA	NA	NA	-		-	ND		0.43	ND		0.43	ND		0.46	0.025	J	0.42	-		-	ND		0.45
4-Chloroaniline	NA	NA	NA	NA	NA	-		-	ND		0.19	ND		0.19	ND		0.2	ND		0.18	-		-	ND		0.2
2-Nitroaniline	NA	NA	NA	NA	NA	-		-	ND		0.19	ND		0.19	ND		0.2	ND		0.18	-		-	ND		0.2
3-Nitroaniline	NA	NA	NA	NA	NA	-		-	ND		0.19	ND		0.19	ND		0.2	ND		0.18	-		-	ND		0.2
4-Nitroaniline	NA	NA	NA	NA	NA	-		-	ND		0.19	ND		0.19	ND		0.2	ND		0.18	-		-	ND		0.2
Dibenzofuran	7	14	59	350	1000	-		-	ND		0.19	0.024	J	0.19	0.14	J	0.2	0.16	J	0.18	-		-	0.025	J	0.2
2-Methylnaphthalene	NA	NA	NA	NA	NA	-		-	ND		0.23	ND		0.23	0.075	J	0.24	0.095	J	0.22	-		-	ND		0.24
1,2,4,5-Tetrachlorobenzene	NA	NA	NA	NA	NA	-		-	ND		0.19	ND		0.19	ND		0.2	ND		0.18	-		-	ND		0.2
Acetophenone	NA	NA	NA	NA	NA	-		-	ND		0.19	ND		0.19	ND		0.2	ND		0.18	-		-	ND		0.2
2,4,6-Trichlorophenol	NA	NA	NA	NA	NA	-		-	ND		0.11	ND		0.11	ND		0.12	ND		0.11	-		-	ND		0.12
p-Chloro-m-cresol	NA	NA	NA	NA	NA	-		-	ND		0.19	ND		0.19	ND		0.2	ND		0.18	-		-	ND		0.2
2-Chlorophenol	NA	NA	NA	NA	NA	-		-	ND		0.19	ND		0.19	ND		0.2	ND		0.18	-		-	ND		0.2
2,4-Dichlorophenol	NA	NA	NA	NA	NA	-		-	ND		0.17	ND		0.17	ND		0.18	ND		0.17	-		-	ND		0.18
2,4-Dimethylphenol	NA	NA	NA	NA	NA	-		-	ND		0.19	ND		0.19	ND		0.2	ND		0.18	-		-	ND		0.2
2-Nitrophenol	NA	NA	NA	NA	NA	-		-	ND		0.41	ND		0.41	ND		0.43	ND		0.4	-		-	ND		0.42

TABLE 3

Subsurface Soil Summary
Hope on Main - 954 Main Street
Brownfield Cleanup Program

					SAMPLE ID:	I5-02			I5-04			J1-00-0-2FT			J1-01-2-4FT			J-DUP-A			J1-02-4-6FT			J2-01_ 0-2FT		
					COLLECTION DATE:	8/18/2023			8/18/2023			8/21/2023			8/21/2023			8/21/2023			8/21/2023			8/21/2023		
					SAMPLE DEPTH:	4			15			0-2			2-4			4-6			4-6			0-2		
					SAMPLE MATRIX:	SOIL			SOIL			SOIL			SOIL			SOIL			SOIL			SOIL		
	NY-UNRES	NY-RESR	NY-RESRR	NY-RESC	NY-RESI																					
ANALYTE	(mg/kg)	(mg/kg)	(mg/kg)	(mg/kg)	(mg/kg)	Result	Flg	RL	Result	Flg	RL	Result	Flg	RL	Result	Flg	RL	Result	Flg	RL	Result	Flg	RL	Result	Flg	RL
4-Nitrophenol	NA	NA	NA	NA	NA	-		-	ND		0.26	ND		0.27	ND		0.28	ND		0.26	-		-	ND		0.28
2,4-Dinitrophenol	NA	NA	NA	NA	NA	-		-	ND		0.91	ND		0.91	ND		0.96	ND		0.89	-		-	ND		0.94
4,6-Dinitro-o-cresol	NA	NA	NA	NA	NA	-		-	ND		0.49	ND		0.5	ND		0.52	ND		0.48	-		-	ND		0.51
Pentachlorophenol	0.8	2.4	6.7	6.7	55	-		-	ND		0.15	ND		0.15	ND		0.16	ND		0.15	-		-	ND		0.16
Phenol	0.33	100	100	500	1000	-		-	ND		0.19	ND		0.19	ND		0.2	ND		0.18	-		-	ND		0.2
2-Methylphenol	0.33	100	100	500	1000	-		-	ND		0.19	ND		0.19	ND		0.2	ND		0.18	-		-	ND		0.2
3-Methylphenol/4-Methylphenol	0.33	34	100	500	1000	-		-	ND		0.27	ND		0.27	0.044	J	0.29	ND		0.26	-		-	ND		0.28
2,4,5-Trichlorophenol	NA	NA	NA	NA	NA	-		-	ND		0.19	ND		0.19	ND		0.2	ND		0.18	-		-	ND		0.2
Benzoic Acid	NA	NA	NA	NA	NA	-		-	-		-	-		-	-		-	-		-	-		-	-		-
Benzyl Alcohol	NA	NA	NA	NA	NA	-		-	-		-	-		-	-		-	-		-	-		-	-		-
Carbazole	NA	NA	NA	NA	NA	-		-	ND		0.19	0.035	J	0.19	0.16	J	0.2	0.15	J	0.18	-		-	0.081	J	0.2
Atrazine	NA	NA	NA	NA	NA	-		-	ND		0.15	ND		0.15	ND		0.16	ND		0.15	-		-	ND		0.16
Benzaldehyde	NA	NA	NA	NA	NA	-		-	ND		0.25	ND		0.25	ND		0.26	ND		0.24	-		-	ND		0.26
Caprolactam	NA	NA	NA	NA	NA	-		-	ND		0.19	ND		0.19	ND		0.2	ND		0.18	-		-	ND		0.2
2,3,4,6-Tetrachlorophenol	NA	NA	NA	NA	NA	-		-	ND		0.19	ND		0.19	ND		0.2	ND		0.18	-		-	ND		0.2
1,4-Dioxane	0.1	9.8	13	130	250	-		-	ND		0.028	ND		0.028	ND		0.03	ND		0.028	-		-	ND		0.03
HERBICIDES																										
2,4,5-TP (Silvex)	3.8	58	100	500	1000	-		-	-		-	ND		0.193	ND		0.204	ND		0.184	-		-	-		-
PESTICIDES																										
Delta-BHC	0.04	100	100	500	1000	-		-	-		-	ND		0.00181	ND		0.00193	ND		0.0017	-		-	-		-
Lindane	0.1	0.28	1.3	9.2	23	-		-	-		-	ND		0.000754	ND		0.000805	ND		0.00071	-		-	-		-
Alpha-BHC	0.02	0.097	0.48	3.4	6.8	-		-	-		-	ND		0.000754	ND		0.000805	ND		0.00071	-		-	-		-
Beta-BHC	0.036	0.072	0.36	3	14	-		-	-		-	ND		0.00181	ND		0.00193	ND		0.0017	-		-	-		-
Heptachlor	0.042	0.42	2.1	15	29	-		-	-		-	ND		0.000905	ND		0.000966	ND		0.000851	-		-	-		-
Aldrin	0.005	0.019	0.097	0.68	1.4	-		-	-		-	ND		0.00181	ND		0.00193	ND		0.0017	-		-	-		-
Heptachlor epoxide	NA	NA	NA	NA	NA	-		-	-		-	ND		0.00339	ND		0.00362	ND		0.00319	-		-	-		-
Endrin	0.014	2.2	11	89	410	-		-	-		-	ND		0.000754	ND		0.000805	ND		0.00071	-		-	-		-
Endrin aldehyde	NA	NA	NA	NA	NA	-		-	-		-	ND		0.00226	ND		0.00242	ND		0.00213	-		-	-		-
Endrin ketone	NA	NA	NA	NA	NA	-		-	-		-	ND		0.00181	ND		0.00193	ND		0.0017	-		-	-		-
Dieldrin	0.005	0.039	0.2	1.4	2.8	-		-	-		-	ND		0.00113	ND		0.00121	ND		0.00106	-		-	-		-
4,4'-DDE	0.0033	1.8	8.9	62	120	-		-	-		-	ND		0.00181	ND		0.00193	ND		0.0017	-		-	-		-
4,4'-DDD	0.0033	2.6	13	92	180	-		-	-		-	ND		0.00181	ND		0.00193	ND		0.0017	-		-	-		-
4,4'-DDT	0.0033	1.7	7.9	47	94	ND		0.00191	-		-	ND		0.00181	ND		0.00193	ND		0.0017	-		-	-		-
Endosulfan I	2.4	4.8	24	200	920	-		-	-		-	ND		0.00181	ND		0.00193	ND		0.0017	-		-	-		-
Endosulfan II	2.4	4.8	24	200	920	-		-	-		-	ND		0.00181	ND		0.00193	ND		0.0017	-		-	-		-
Endosulfan sulfate	2.4	4.8	24	200	920	-		-	-		-	ND		0.000754	ND		0.000805	ND		0.00071	-		-	-		-
Methoxychlor	NA	NA	NA	NA	NA	-		-	-		-	ND		0.00339	ND		0.00362	ND		0.00319	-		-	-		-
Toxaphene	NA	NA	NA	NA	NA	-		-	-		-	ND		0.0339	ND		0.0362	ND		0.0319	-		-	-		-
cis-Chlordane	0.094	0.91	4.2	24	47	-		-	-		-	ND		0.00226	ND		0.00242	ND		0.00213	-		-	-		-
trans-Chlordane	NA	NA	NA	NA	NA	-		-	-		-	ND		0.00226	ND		0.00242	ND		0.00213	-		-	-		-
Chlordane	NA	NA	NA	NA	NA	-		-	-		-	ND		0.0151	ND		0.0161	ND		0.0142	-		-	-		-

TABLE 3

Subsurface Soil Summary
Hope on Main - 954 Main Street
Brownfield Cleanup Program

					SAMPLE ID:	I5-02			I5-04			J1-00-0-2FT			J1-01-2-4FT			J-DUP-A			J1-02-4-6FT			J2-01_ 0-2FT		
					COLLECTION DATE:	8/18/2023			8/18/2023			8/21/2023			8/21/2023			8/21/2023			8/21/2023			8/21/2023		
					SAMPLE DEPTH:	4			15			0-2			2-4			4-6			4-6			0-2		
					SAMPLE MATRIX:	SOIL			SOIL			SOIL			SOIL			SOIL			SOIL			SOIL		
	NY-UNRES	NY-RESR	NY-RESRR	NY-RESC	NY-RESI																					
ANALYTE	(mg/kg)	(mg/kg)	(mg/kg)	(mg/kg)	(mg/kg)	Result	Flg	RL	Result	Flg	RL	Result	Flg	RL	Result	Flg	RL	Result	Flg	RL	Result	Flg	RL	Result	Flg	RL
POLYCHLORINATED BIPHENYLS																										
Aroclor 1016	0.1	1	1	1	25	-		-	-		-	ND		0.0567	ND		0.058	ND		0.0541	-		-	-		-
Aroclor 1221	0.1	1	1	1	25	-		-	-		-	ND		0.0567	ND		0.058	ND		0.0541	-		-	-		-
Aroclor 1232	0.1	1	1	1	25	-		-	-		-	ND		0.0567	ND		0.058	ND		0.0541	-		-	-		-
Aroclor 1242	0.1	1	1	1	25	-		-	-		-	ND		0.0567	ND		0.058	ND		0.0541	-		-	-		-
Aroclor 1248	0.1	1	1	1	25	-		-	-		-	ND		0.0567	ND		0.058	ND		0.0541	-		-	-		-
Aroclor 1254	0.1	1	1	1	25	-		-	-		-	ND		0.0567	ND		0.058	ND		0.0541	-		-	-		-
Aroclor 1260	0.1	1	1	1	25	-		-	-		-	ND		0.0567	ND		0.058	ND		0.0541	-		-	-		-
Aroclor 1262	0.1	1	1	1	25	-		-	-		-	ND		0.0567	ND		0.058	ND		0.0541	-		-	-		-
Aroclor 1268	0.1	1	1	1	25	-		-	-		-	ND		0.0567	ND		0.058	ND		0.0541	-		-	-		-
PCBs, Total	0.1	1	1	1	25	-		-	-		-	ND		0.0567	ND		0.058	ND		0.0541	-		-	-		-
METALS																										
Aluminum, Total	NA	NA	NA	NA	NA	-		-	2150		9	3240		9.17	3700		9.61	4580		8.73	-		-	5490		9.46
Antimony, Total	NA	NA	NA	NA	NA	-		-	ND		4.5	1.21	J	4.59	ND		4.81	ND		4.36	-		-	ND		4.73
Arsenic, Total	13	16	16	16	16	-		-	1.54		0.9	4.91		0.917	3.6		0.961	1.66		0.873	-		-	2.87		0.946
Barium, Total	350	350	400	400	10000	-		-	10.5		0.9	32.2		0.917	25.7		0.961	41.6		0.873	-		-	42.8		0.946
Beryllium, Total	7.2	14	72	590	2700	-		-	0.104	J	0.45	0.189	J	0.459	0.188	J	0.481	0.211	J	0.436	-		-	0.283	J	0.473
Cadmium, Total	2.5	2.5	4.3	9.3	60	-		-	0.149	J	0.9	0.199	J	0.917	ND		0.961	0.113	J	0.873	-		-	0.162	J	0.946
Calcium, Total	NA	NA	NA	NA	NA	-		-	52600		9	40800		9.17	61100		9.61	5340		8.73	-		-	19700		9.46
Chromium, Total	NA	NA	NA	NA	NA	-		-	13.1		0.9	5.42		0.917	5.93		0.961	5.26		0.873	-		-	6.76		0.946
Cobalt, Total	NA	NA	NA	NA	NA	-		-	2.15		1.8	3.15		1.83	3.62		1.92	2.41		1.75	-		-	2.88		1.89
Copper, Total	50	270	270	270	10000	-		-	10.4		0.9	14.6		0.917	10.5		0.961	6.96		0.873	-		-	10.5		0.946
Iron, Total	NA	NA	NA	NA	NA	-		-	7640		4.5	8030		4.59	8290		4.81	7540		4.36	-		-	9830		4.73
Lead, Total	63	400	400	1000	3900	12.6		2.35	8.26		4.5	**175**		4.59	56.2		4.81	24.6		4.36	-		-	**63.2**		4.73
Magnesium, Total	NA	NA	NA	NA	NA	-		-	24400		9	20500		9.17	12300		9.61	2800		8.73	-		-	10600		9.46
Manganese, Total	1600	2000	2000	10000	10000	-		-	239		0.9	267		0.917	210		0.961	302		0.873	-		-	299		0.946
Mercury, Total	0.18	0.81	0.81	2.8	5.7	-		-	ND		0.075	**0.552**		0.082	**0.328**		0.082	0.098		0.074	0.179		0.071	**0.588**		0.084
Nickel, Total	30	140	310	310	10000	-		-	5.18		2.25	6.16		2.29	8.36		2.4	4.98		2.18	-		-	6.16		2.36
Potassium, Total	NA	NA	NA	NA	NA	-		-	370		225	457		229	515		240	318		218	-		-	511		236
Selenium, Total	3.9	36	180	1500	6800	-		-	ND		1.8	ND		1.83	ND		1.92	ND		1.75	-		-	ND		1.89
Silver, Total	2	36	180	1500	6800	-		-	ND		0.45	ND		0.459	ND		0.481	ND		0.436	-		-	ND		0.473
Sodium, Total	NA	NA	NA	NA	NA	-		-	165	J	180	241		183	252		192	311		175	-		-	640		189
Thallium, Total	NA	NA	NA	NA	NA	-		-	ND		1.8	ND		1.83	0.365	J	1.92	ND		1.75	-		-	ND		1.89
Vanadium, Total	NA	NA	NA	NA	NA	-		-	8.7		0.9	9.5		0.917	9.89		0.961	9		0.873	-		-	12.3		0.946
Zinc, Total	109	2200	10000	10000	10000	-		-	65.1		4.5	**110**		4.59	59.7		4.81	49.5		4.36	-		-	62		4.73
GENERAL CHEMISTRY																										
Solids, Total	NA	NA	NA	NA	NA	82.8		0.1	86		0.1	84.9		0.1	81.4		0.1	89.2		0.1	90.2		0.1	84.4		0.1
Cyanide, Total	27	27	27	27	10000	-		-	ND		1.1	ND		1.1	ND		1.2	ND		1	-		-	ND		1.1
Chromium, Hexavalent	1	22	110	400	800	-		-	-		-	ND		0.942	ND		0.983	ND		0.897	-		-	-		-

TABLE 3

Subsurface Soil Summary
Hope on Main - 954 Main Street
Brownfield Cleanup Program

					SAMPLE ID:	J2-02_2-4FT			J2-03-4-6FT			J3-01-0-2FT			J4-01-0-2FT			J4-02-2-4FT			J4-03-4-6FT			J5-01			K1-01-0-2FT		
					COLLECTION DATE:	8/21/2023			8/21/2023			8/14/2023			8/15/2023			8/15/2023			8/15/2023			8/18/2023			8/21/2023		
					SAMPLE DEPTH:	2-4			4-6			0-2			0-2			2-4			4-6			0-2			0-2		
					SAMPLE MATRIX:	SOIL			SOIL			SOIL			SOIL			SOIL			SOIL			SOIL			SOIL		
	NY-UNRES	NY-RESR	NY-RESRR	NY-RESC	NY-RESI																								
ANALYTE	(mg/kg)	(mg/kg)	(mg/kg)	(mg/kg)	(mg/kg)	Result	Flg	RL	Result	Flg	RL	Result	Flg	RL	Result	Flg	RL	Result	Flg	RL	Result	Flg	RL	Result	Flg	RL	Result	Flg	RL
VOCs																													
Methylene chloride	0.05	51	100	500	1000	-		-	-		-	ND		0.0031	ND		0.0057	-		-	-		-	ND		0.0043	ND		0.0049
1,1-Dichloroethane	0.27	19	26	240	480	-		-	-		-	ND		0.00062	ND		0.0011	-		-	-		-	ND		0.00086	ND		0.00098
Chloroform	0.37	10	49	350	700	-		-	-		-	ND		0.00092	ND		0.0017	-		-	-		-	ND		0.0013	ND		0.0015
Carbon tetrachloride	0.76	1.4	2.4	22	44	-		-	-		-	ND		0.00062	ND		0.0011	-		-	-		-	ND		0.00086	ND		0.00098
1,2-Dichloropropane	NA	NA	NA	NA	NA	-		-	-		-	ND		0.00062	ND		0.0011	-		-	-		-	ND		0.00086	ND		0.00098
Dibromochloromethane	NA	NA	NA	NA	NA	-		-	-		-	ND		0.00062	ND		0.0011	-		-	-		-	ND		0.00086	ND		0.00098
1,1,2-Trichloroethane	NA	NA	NA	NA	NA	-		-	-		-	ND		0.00062	ND		0.0011	-		-	-		-	ND		0.00086	ND		0.00098
Tetrachloroethene	1.3	5.5	19	150	300	-		-	-		-	ND		0.00031	ND		0.00057	-		-	-		-	ND		0.00043	ND		0.00049
Chlorobenzene	1.1	100	100	500	1000	-		-	-		-	ND		0.00031	ND		0.00057	-		-	-		-	ND		0.00043	ND		0.00049
Trichlorofluoromethane	NA	NA	NA	NA	NA	-		-	-		-	ND		0.0025	ND		0.0046	-		-	-		-	ND		0.0034	ND		0.0039
1,2-Dichloroethane	0.02	2.3	3.1	30	60	-		-	-		-	ND		0.00062	ND		0.0011	-		-	-		-	ND		0.00086	ND		0.00098
1,1,1-Trichloroethane	0.68	100	100	500	1000	-		-	-		-	ND		0.00031	ND		0.00057	-		-	-		-	ND		0.00043	ND		0.00049
Bromodichloromethane	NA	NA	NA	NA	NA	-		-	-		-	ND		0.00031	ND		0.00057	-		-	-		-	ND		0.00043	ND		0.00049
trans-1,3-Dichloropropene	NA	NA	NA	NA	NA	-		-	-		-	ND		0.00062	ND		0.0011	-		-	-		-	ND		0.00086	ND		0.00098
cis-1,3-Dichloropropene	NA	NA	NA	NA	NA	-		-	-		-	ND		0.00031	ND		0.00057	-		-	-		-	ND		0.00043	ND		0.00049
Bromoform	NA	NA	NA	NA	NA	-		-	-		-	ND		0.0025	ND		0.0046	-		-	-		-	ND		0.0034	ND		0.0039
1,1,2,2-Tetrachloroethane	NA	NA	NA	NA	NA	-		-	-		-	ND		0.00031	ND		0.00057	-		-	-		-	ND		0.00043	ND		0.00049
Benzene	0.06	2.9	4.8	44	89	-		-	-		-	ND		0.00031	ND		0.00057	-		-	-		-	ND		0.00043	ND		0.00049
Toluene	0.7	100	100	500	1000	-		-	-		-	ND		0.00062	ND		0.0011	-		-	-		-	ND		0.00086	ND		0.00098
Ethylbenzene	1	30	41	390	780	-		-	-		-	ND		0.00062	ND		0.0011	-		-	-		-	ND		0.00086	ND		0.00098
Chloromethane	NA	NA	NA	NA	NA	-		-	-		-	ND		0.0025	ND		0.0046	-		-	-		-	ND		0.0034	ND		0.0039
Bromomethane	NA	NA	NA	NA	NA	-		-	-		-	ND		0.0012	ND		0.0023	-		-	-		-	ND		0.0017	ND		0.002
Vinyl chloride	0.02	0.21	0.9	13	27	-		-	-		-	ND		0.00062	ND		0.0011	-		-	-		-	ND		0.00086	ND		0.00098
Chloroethane	NA	NA	NA	NA	NA	-		-	-		-	ND		0.0012	ND		0.0023	-		-	-		-	ND		0.0017	ND		0.002
1,1-Dichloroethene	0.33	100	100	500	1000	-		-	-		-	ND		0.00062	ND		0.0011	-		-	-		-	ND		0.00086	ND		0.00098
trans-1,2-Dichloroethene	0.19	100	100	500	1000	-		-	-		-	ND		0.00092	ND		0.0017	-		-	-		-	ND		0.0013	ND		0.0015
Trichloroethene	0.47	10	21	200	400	-		-	-		-	ND		0.00031	ND		0.00057	-		-	-		-	ND		0.00043	ND		0.00049
1,2-Dichlorobenzene	1.1	100	100	500	1000	-		-	-		-	ND		0.0012	ND		0.0023	-		-	-		-	ND		0.0017	ND		0.002
1,3-Dichlorobenzene	2.4	17	49	280	560	-		-	-		-	ND		0.0012	ND		0.0023	-		-	-		-	ND		0.0017	ND		0.002
1,4-Dichlorobenzene	1.8	9.8	13	130	250	-		-	-		-	ND		0.0012	ND		0.0023	-		-	-		-	ND		0.0017	ND		0.002
Methyl tert butyl ether	0.93	62	100	500	1000	-		-	-		-	ND		0.0012	ND		0.0023	-		-	-		-	ND		0.0017	ND		0.002
p/m-Xylene	NA	NA	NA	NA	NA	-		-	-		-	ND		0.0012	ND		0.0023	-		-	-		-	ND		0.0017	ND		0.002
o-Xylene	NA	NA	NA	NA	NA	-		-	-		-	ND		0.00062	ND		0.0011	-		-	-		-	ND		0.00086	ND		0.00098
cis-1,2-Dichloroethene	0.25	59	100	500	1000	-		-	-		-	ND		0.00062	ND		0.0011	-		-	-		-	ND		0.00086	ND		0.00098
Styrene	NA	NA	NA	NA	NA	-		-	-		-	ND		0.00062	ND		0.0011	-		-	-		-	ND		0.00086	ND		0.00098
Dichlorodifluoromethane	NA	NA	NA	NA	NA	-		-	-		-	ND		0.0062	ND		0.011	-		-	-		-	ND		0.0086	ND		0.0098
Acetone	0.05	100	100	500	1000	-		-	-		-	ND		0.0062	ND		0.011	-		-	-		-	ND		0.0086	ND		0.0098
Carbon disulfide	NA	NA	NA	NA	NA	-		-	-		-	ND		0.0062	ND		0.011	-		-	-		-	ND		0.0086	ND		0.0098
2-Butanone	0.12	100	100	500	1000	-		-	-		-	ND		0.0062	ND		0.011	-		-	-		-	ND		0.0086	ND		0.0098
4-Methyl-2-pentanone	NA	NA	NA	NA	NA	-		-	-		-	ND		0.0062	ND		0.011	-		-	-		-	ND		0.0086	ND		0.0098

TABLE 3

Subsurface Soil Summary
Hope on Main - 954 Main Street
Brownfield Cleanup Program

					SAMPLE ID:	J2-02_2-4FT			J2-03-4-6FT			J3-01-0-2FT			J4-01-0-2FT			J4-02-2-4FT			J4-03-4-6FT			J5-01			K1-01-0-2FT		
					COLLECTION DATE:	8/21/2023			8/21/2023			8/14/2023			8/15/2023			8/15/2023			8/15/2023			8/18/2023			8/21/2023		
					SAMPLE DEPTH:	2-4			4-6			0-2			0-2			2-4			4-6			0-2			0-2		
					SAMPLE MATRIX:	SOIL			SOIL			SOIL			SOIL			SOIL			SOIL			SOIL			SOIL		
	NY-UNRES	NY-RESR	NY-RESRR	NY-RESC	NY-RESI																								
ANALYTE	(mg/kg)	(mg/kg)	(mg/kg)	(mg/kg)	(mg/kg)	Result	Flg	RL	Result	Flg	RL	Result	Flg	RL	Result	Flg	RL	Result	Flg	RL	Result	Flg	RL	Result	Flg	RL	Result	Flg	RL
2-Hexanone	NA	NA	NA	NA	NA	-		-	-		-	ND		0.0062	ND		0.011	-		-	-		-	ND		0.0086	ND		0.0098
1,2-Dibromoethane	NA	NA	NA	NA	NA	-		-	-		-	ND		0.00062	ND		0.0011	-		-	-		-	ND		0.00086	ND		0.00098
n-Butylbenzene	12	100	100	500	1000	-		-	-		-	ND		0.00062	ND		0.0011	-		-	-		-	ND		0.00086	ND		0.00098
sec-Butylbenzene	11	100	100	500	1000	-		-	-		-	ND		0.00062	ND		0.0011	-		-	-		-	ND		0.00086	ND		0.00098
tert-Butylbenzene	5.9	100	100	500	1000	-		-	-		-	ND		0.0012	ND		0.0023	-		-	-		-	ND		0.0017	ND		0.002
1,2-Dibromo-3-chloropropane	NA	NA	NA	NA	NA	-		-	-		-	ND		0.0018	ND		0.0034	-		-	-		-	ND		0.0026	ND		0.0029
Isopropylbenzene	NA	NA	NA	NA	NA	-		-	-		-	ND		0.00062	ND		0.0011	-		-	-		-	ND		0.00086	ND		0.00098
p-Isopropyltoluene	NA	NA	NA	NA	NA	-		-	-		-	ND		0.00062	ND		0.0011	-		-	-		-	ND		0.00086	ND		0.00098
Naphthalene	12	100	100	500	1000	-		-	-		-	ND		0.0025	ND		0.0046	-		-	-		-	ND		0.0034	ND		0.0039
n-Propylbenzene	3.9	100	100	500	1000	-		-	-		-	ND		0.00062	ND		0.0011	-		-	-		-	ND		0.00086	ND		0.00098
1,2,4-Trichlorobenzene	NA	NA	NA	NA	NA	-		-	-		-	ND		0.0012	ND		0.0023	-		-	-		-	ND		0.0017	ND		0.002
1,3,5-Trimethylbenzene	8.4	47	52	190	380	-		-	-		-	ND		0.0012	ND		0.0023	-		-	-		-	ND		0.0017	ND		0.002
1,2,4-Trimethylbenzene	3.6	47	52	190	380	-		-	-		-	ND		0.0012	ND		0.0023	-		-	-		-	ND		0.0017	ND		0.002
Methyl Acetate	NA	NA	NA	NA	NA	-		-	-		-	ND		0.0025	ND		0.0046	-		-	-		-	ND		0.0034	ND		0.0039
Cyclohexane	NA	NA	NA	NA	NA	-		-	-		-	ND		0.0062	ND		0.011	-		-	-		-	ND		0.0086	ND		0.0098
Freon-113	NA	NA	NA	NA	NA	-		-	-		-	ND		0.0025	ND		0.0046	-		-	-		-	ND		0.0034	ND		0.0039
Methyl cyclohexane	NA	NA	NA	NA	NA	-		-	-		-	ND		0.0025	ND		0.0046	-		-	-		-	ND		0.0034	ND		0.0039
PERFLUORINATED ALKYL ACIDS																													
Perfluorobutanoic Acid (PFBA)	NA	NA	NA	NA	NA	-		-	-		-	ND		0.000782	ND		0.000782	-		-	-		-	0.000055	J	0.000784	ND		0.000789
Perfluoropentanoic Acid (PFPeA)	NA	NA	NA	NA	NA	-		-	-		-	ND		0.000391	ND		0.000391	-		-	-		-	0.000094	J	0.000392	ND		0.000395
Perfluorobutanesulfonic Acid (PFBS)	NA	NA	NA	NA	NA	-		-	-		-	ND		0.000195	ND		0.000195	-		-	-		-	ND		0.000196	ND		0.000197
1H,1H,2H,2H-Perfluorohexanesulfonic Acid (4:2FTS)	NA	NA	NA	NA	NA	-		-	-		-	ND		0.000782	ND		0.000782	-		-	-		-	ND		0.000784	ND		0.000789
Perfluorohexanoic Acid (PFHxA)	NA	NA	NA	NA	NA	-		-	-		-	ND		0.000195	ND		0.000195	-		-	-		-	0.000071	J	0.000196	0.000056	J	0.000197
Perfluoropentanesulfonic Acid (PFPeS)	NA	NA	NA	NA	NA	-		-	-		-	ND		0.000195	ND		0.000195	-		-	-		-	ND		0.000196	ND		0.000197
Perfluoroheptanoic Acid (PFHpA)	NA	NA	NA	NA	NA	-		-	-		-	ND		0.000195	ND		0.000195	-		-	-		-	0.000094	J	0.000196	ND		0.000197
Perfluorohexanesulfonic Acid (PFHxS)	NA	NA	NA	NA	NA	-		-	-		-	ND		0.000195	ND		0.000195	-		-	-		-	0.000063	J	0.000196	ND		0.000197
Perfluorooctanoic Acid (PFOA)	0.00066	0.0066	0.033	0.5	0.6	-		-	-		-	ND		0.000195	0.000086	J	0.000195	-		-	-		-	0.000337		0.000196	0.000101	J	0.000197
1H,1H,2H,2H-Perfluorooctanesulfonic Acid (6:2FTS)	NA	NA	NA	NA	NA	-		-	-		-	ND		0.000782	ND		0.000782	-		-	-		-	ND		0.000784	ND		0.000789
Perfluoroheptanesulfonic Acid (PFHpS)	NA	NA	NA	NA	NA	-		-	-		-	ND		0.000195	ND		0.000195	-		-	-		-	ND		0.000196	ND		0.000197
Perfluorononanoic Acid (PFNA)	NA	NA	NA	NA	NA	-		-	-		-	ND		0.000195	ND		0.000195	-		-	-		-	ND		0.000196	ND		0.000197
Perfluorooctanesulfonic Acid (PFOS)	0.00088	0.0088	0.044	0.44	0.44	-		-	-		-	ND		0.000195	0.000133	J	0.000195	-		-	-		-	0.000768		0.000196	0.000604		0.000197
Perfluorodecanoic Acid (PFDA)	NA	NA	NA	NA	NA	-		-	-		-	ND		0.000195	ND		0.000195	-		-	-		-	ND		0.000196	0.00011	J	0.000197
1H,1H,2H,2H-Perfluorodecanesulfonic Acid (8:2FTS)	NA	NA	NA	NA	NA	-		-	-		-	ND		0.000782	ND		0.000782	-		-	-		-	ND		0.000784	ND		0.000789
Perfluorononanesulfonic Acid (PFNS)	NA	NA	NA	NA	NA	-		-	-		-	ND		0.000195	ND		0.000195	-		-	-		-	ND		0.000196	ND		0.000197
N-Methyl Perfluorooctanesulfonamidoacetic Acid (NMeFOSAA)	NA	NA	NA	NA	NA	-		-	-		-	ND		0.000195	ND		0.000195	-		-	-		-	ND		0.000196	ND		0.000197
Perfluoroundecanoic Acid (PFUnA)	NA	NA	NA	NA	NA	-		-	-		-	ND		0.000195	ND		0.000195	-		-	-		-	ND		0.000196	ND		0.000197
Perfluorodecanesulfonic Acid (PFDS)	NA	NA	NA	NA	NA	-		-	-		-	ND		0.000195	ND		0.000195	-		-	-		-	ND		0.000196	ND		0.000197
Perfluorooctanesulfonamide (PFOSA)	NA	NA	NA	NA	NA	-		-	-		-	ND		0.000195	ND		0.000195	-		-	-		-	ND		0.000196	0.000094	J	0.000197

TABLE 3

Subsurface Soil Summary
Hope on Main - 954 Main Street
Brownfield Cleanup Program

					SAMPLE ID:	J2-02_2-4FT			J2-03-4-6FT			J3-01-0-2FT			J4-01-0-2FT			J4-02-2-4FT			J4-03-4-6FT			J5-01			K1-01-0-2FT		
					COLLECTION DATE:	8/21/2023			8/21/2023			8/14/2023			8/15/2023			8/15/2023			8/15/2023			8/18/2023			8/21/2023		
					SAMPLE DEPTH:	2-4			4-6			0-2			0-2			2-4			4-6			0-2			0-2		
					SAMPLE MATRIX:	SOIL			SOIL			SOIL			SOIL			SOIL			SOIL			SOIL			SOIL		
	NY-UNRES	NY-RESR	NY-RESRR	NY-RESC	NY-RESI																								
ANALYTE	**(mg/kg)**	**(mg/kg)**	**(mg/kg)**	**(mg/kg)**	**(mg/kg)**	Result	Flg	RL	Result	Flg	RL	Result	Flg	RL	Result	Flg	RL	Result	Flg	RL	Result	Flg	RL	Result	Flg	RL	Result	Flg	RL
N-Ethyl Perfluorooctanesulfonamidoacetic Acid (NEtFOSAA)	NA	NA	NA	NA	NA	-		-	-		-	ND		0.000195	ND		0.000195	-		-	-		-	ND		0.000196	ND		0.000197
Perfluorododecanoic Acid (PFDoA)	NA	NA	NA	NA	NA	-		-	-		-	ND		0.000195	ND		0.000195	-		-	-		-	ND		0.000196	ND		0.000197
Perfluorotridecanoic Acid (PFTrDA)	NA	NA	NA	NA	NA	-		-	-		-	ND		0.000195	ND		0.000195	-		-	-		-	ND		0.000196	ND		0.000197
Perfluorotetradecanoic Acid (PFTeDA)	NA	NA	NA	NA	NA	-		-	-		-	ND		0.000195	ND		0.000195	-		-	-		-	ND		0.000196	ND		0.000197
Hexafluoropropylene Oxide Dimer Acid (HFPO-DA)	NA	NA	NA	NA	NA	-		-	-		-	ND		0.000782	ND		0.000782	-		-	-		-	ND		0.000784	ND		0.000789
4,8-Dioxa-3h-Perfluorononanoic Acid (ADONA)	NA	NA	NA	NA	NA	-		-	-		-	ND		0.000782	ND		0.000782	-		-	-		-	ND		0.000784	ND		0.000789
Perfluorododecanesulfonic Acid (PFDoS)	NA	NA	NA	NA	NA	-		-	-		-	ND		0.000195	ND		0.000195	-		-	-		-	ND		0.000196	ND		0.000197
9-Chlorohexadecafluoro-3-Oxanone-1-Sulfonic Acid (9Cl-PF3ONS)	NA	NA	NA	NA	NA	-		-	-		-	ND		0.000782	ND		0.000782	-		-	-		-	ND		0.000784	ND		0.000789
11-Chloroeicosafluoro-3-Oxaundecane-1-Sulfonic Acid (11Cl-PF3OUdS)	NA	NA	NA	NA	NA	-		-	-		-	ND		0.000782	ND		0.000782	-		-	-		-	ND		0.000784	ND		0.000789
N-Methyl Perfluorooctane Sulfonamide (NMeFOSA)	NA	NA	NA	NA	NA	-		-	-		-	ND		0.000195	ND		0.000195	-		-	-		-	ND		0.000196	ND		0.000197
N-Ethyl Perfluorooctane Sulfonamide (NEtFOSA)	NA	NA	NA	NA	NA	-		-	-		-	ND		0.000195	ND		0.000195	-		-	-		-	ND		0.000196	ND		0.000197
N-Methyl Perfluorooctanesulfonamido Ethanol (NMeFOSE)	NA	NA	NA	NA	NA	-		-	-		-	ND		0.00195	ND		0.00195	-		-	-		-	ND		0.00196	ND		0.00197
N-Ethyl Perfluorooctanesulfonamido Ethanol (NEtFOSE)	NA	NA	NA	NA	NA	-		-	-		-	ND		0.00195	ND		0.00195	-		-	-		-	ND		0.00196	ND		0.00197
Perfluoro-3-Methoxypropanoic Acid (PFMPA)	NA	NA	NA	NA	NA	-		-	-		-	ND		0.000391	ND		0.000391	-		-	-		-	ND		0.000392	ND		0.000395
Perfluoro-4-Methoxybutanoic Acid (PFMBA)	NA	NA	NA	NA	NA	-		-	-		-	ND		0.000391	ND		0.000391	-		-	-		-	ND		0.000392	ND		0.000395
Perfluoro(2-Ethoxyethane)Sulfonic Acid (PFEESA)	NA	NA	NA	NA	NA	-		-	-		-	ND		0.000391	ND		0.000391	-		-	-		-	ND		0.000392	ND		0.000395
Nonafluoro-3,6-Dioxaheptanoic Acid (NFDHA)	NA	NA	NA	NA	NA	-		-	-		-	ND		0.000391	ND		0.000391	-		-	-		-	ND		0.000392	ND		0.000395
3-Perfluoropropyl Propanoic Acid (3:3FTCA)	NA	NA	NA	NA	NA	-		-	-		-	ND		0.000977	ND		0.000977	-		-	-		-	ND		0.00098	ND		0.000987
2H,2H,3H,3H-Perfluorooctanoic Acid (5:3FTCA)	NA	NA	NA	NA	NA	-		-	-		-	ND		0.00488	ND		0.00489	-		-	-		-	ND		0.0049	ND		0.00493
3-Perfluoroheptyl Propanoic Acid (7:3FTCA)	NA	NA	NA	NA	NA	-		-	-		-	ND		0.00488	ND		0.00489	-		-	-		-	ND		0.0049	ND		0.00493
SVOCs																													
Acenaphthene	20	100	100	500	1000	-		-	-		-	ND		0.14	ND		0.15	-		-	-		-	0.071	J	0.14	ND		0.15
1,2,4-Trichlorobenzene	NA	NA	NA	NA	NA	-		-	-		-	-		-	-		-	-		-	-		-	-		-	-		-
Hexachlorobenzene	0.33	0.33	1.2	6	12	-		-	-		-	ND		0.1	ND		0.11	-		-	-		-	ND		0.11	ND		0.11
Bis(2-chloroethyl)ether	NA	NA	NA	NA	NA	-		-	-		-	ND		0.16	ND		0.17	-		-	-		-	ND		0.16	ND		0.17
2-Chloronaphthalene	NA	NA	NA	NA	NA	-		-	-		-	ND		0.18	ND		0.18	-		-	-		-	ND		0.18	ND		0.18
3,3'-Dichlorobenzidine	NA	NA	NA	NA	NA	-		-	-		-	ND		0.18	ND		0.18	-		-	-		-	ND		0.18	ND		0.18
2,4-Dinitrotoluene	NA	NA	NA	NA	NA	-		-	-		-	ND		0.18	ND		0.18	-		-	-		-	ND		0.18	ND		0.18
2,6-Dinitrotoluene	NA	NA	NA	NA	NA	-		-	-		-	ND		0.18	ND		0.18	-		-	-		-	ND		0.18	ND		0.18
Fluoranthene	100	100	100	500	1000	-		-	-		-	ND		0.1	0.13		0.11	-		-	-		-	0.78		0.11	ND		0.11
4-Chlorophenyl phenyl ether	NA	NA	NA	NA	NA	-		-	-		-	ND		0.18	ND		0.18	-		-	-		-	ND		0.18	ND		0.18
4-Bromophenyl phenyl ether	NA	NA	NA	NA	NA	-		-	-		-	ND		0.18	ND		0.18	-		-	-		-	ND		0.18	ND		0.18
Bis(2-chloroisopropyl)ether	NA	NA	NA	NA	NA	-		-	-		-	ND		0.21	ND		0.22	-		-	-		-	ND		0.21	ND		0.22
Bis(2-chloroethoxy)methane	NA	NA	NA	NA	NA	-		-	-		-	ND		0.19	ND		0.2	-		-	-		-	ND		0.19	ND		0.2

TABLE 3

Subsurface Soil Summary
Hope on Main - 954 Main Street
Brownfield Cleanup Program

					SAMPLE ID:	J2-02_2-4FT			J2-03-4-6FT			J3-01-0-2FT			J4-01-0-2FT			J4-02-2-4FT			J4-03-4-6FT			J5-01			K1-01-0-2FT		
					COLLECTION DATE:	8/21/2023			8/21/2023			8/14/2023			8/15/2023			8/15/2023			8/15/2023			8/18/2023			8/21/2023		
					SAMPLE DEPTH:	2-4			4-6			0-2			0-2			2-4			4-6			0-2			0-2		
					SAMPLE MATRIX:	SOIL			SOIL			SOIL			SOIL			SOIL			SOIL			SOIL			SOIL		
	NY-UNRES	NY-RESR	NY-RESRR	NY-RESC	NY-RESI																								
ANALYTE	(mg/kg)	(mg/kg)	(mg/kg)	(mg/kg)	(mg/kg)	Result	Flg	RL	Result	Flg	RL	Result	Flg	RL	Result	Flg	RL	Result	Flg	RL	Result	Flg	RL	Result	Flg	RL	Result	Flg	RL
Hexachlorobutadiene	NA	NA	NA	NA	NA	-		-	-		-	ND		0.18	ND		0.18	-		-	-		-	ND		0.18	ND		0.18
Hexachlorocyclopentadiene	NA	NA	NA	NA	NA	-		-	-		-	ND		0.5	ND		0.53	-		-	-		-	ND		0.5	ND		0.53
Hexachloroethane	NA	NA	NA	NA	NA	-		-	-		-	ND		0.14	ND		0.15	-		-	-		-	ND		0.14	ND		0.15
Isophorone	NA	NA	NA	NA	NA	-		-	-		-	ND		0.16	ND		0.17	-		-	-		-	ND		0.16	ND		0.17
Naphthalene	12	100	100	500	1000	-		-	-		-	ND		0.18	ND		0.18	-		-	-		-	ND		0.18	ND		0.18
Nitrobenzene	NA	NA	NA	NA	NA	-		-	-		-	ND		0.16	ND		0.17	-		-	-		-	ND		0.16	ND		0.17
NDPA/DPA	NA	NA	NA	NA	NA	-		-	-		-	ND		0.14	ND		0.15	-		-	-		-	ND		0.14	ND		0.15
n-Nitrosodi-n-propylamine	NA	NA	NA	NA	NA	-		-	-		-	ND		0.18	ND		0.18	-		-	-		-	ND		0.18	ND		0.18
Bis(2-ethylhexyl)phthalate	NA	NA	NA	NA	NA	-		-	-		-	ND		0.18	ND		0.18	-		-	-		-	ND		0.18	ND		0.18
Butyl benzyl phthalate	NA	NA	NA	NA	NA	-		-	-		-	ND		0.18	ND		0.18	-		-	-		-	ND		0.18	ND		0.18
Di-n-butylphthalate	NA	NA	NA	NA	NA	-		-	-		-	ND		0.18	ND		0.18	-		-	-		-	ND		0.18	ND		0.18
Di-n-octylphthalate	NA	NA	NA	NA	NA	-		-	-		-	ND		0.18	ND		0.18	-		-	-		-	ND		0.18	ND		0.18
Diethyl phthalate	NA	NA	NA	NA	NA	-		-	-		-	ND		0.18	ND		0.18	-		-	-		-	ND		0.18	ND		0.18
Dimethyl phthalate	NA	NA	NA	NA	NA	-		-	-		-	ND		0.18	ND		0.18	-		-	-		-	ND		0.18	ND		0.18
Benzo(a)anthracene	1	1	1	5.6	11	-		-	-		-	ND		0.1	0.057	J	0.11	-		-	-		-	0.27		0.11	ND		0.11
Benzo(a)pyrene	1	1	1	1	1.1	-		-	-		-	ND		0.14	0.055	J	0.15	-		-	-		-	0.29		0.14	ND		0.15
Benzo(b)fluoranthene	1	1	1	5.6	11	-		-	-		-	ND		0.1	0.065	J	0.11	-		-	-		-	0.35		0.11	ND		0.11
Benzo(k)fluoranthene	0.8	1	3.9	56	110	-		-	-		-	ND		0.1	ND		0.11	-		-	-		-	0.094	J	0.11	ND		0.11
Chrysene	1	1	3.9	56	110	-		-	-		-	ND		0.1	0.052	J	0.11	-		-	-		-	0.27		0.11	ND		0.11
Acenaphthylene	100	100	100	500	1000	-		-	-		-	ND		0.14	ND		0.15	-		-	-		-	ND		0.14	ND		0.15
Anthracene	100	100	100	500	1000	-		-	-		-	ND		0.1	ND		0.11	-		-	-		-	0.1	J	0.11	ND		0.11
Benzo(ghi)perylene	100	100	100	500	1000	-		-	-		-	ND		0.14	0.032	J	0.15	-		-	-		-	0.21		0.14	ND		0.15
Fluorene	30	100	100	500	1000	-		-	-		-	ND		0.18	ND		0.18	-		-	-		-	0.042	J	0.18	ND		0.18
Phenanthrene	100	100	100	500	1000	-		-	-		-	ND		0.1	0.097	J	0.11	-		-	-		-	0.49		0.11	ND		0.11
Dibenzo(a,h)anthracene	0.33	0.33	0.33	0.56	1.1	-		-	-		-	ND		0.1	ND		0.11	-		-	-		-	0.038	J	0.11	ND		0.11
Indeno(1,2,3-cd)pyrene	0.5	0.5	0.5	5.6	11	-		-	-		-	ND		0.14	0.039	J	0.15	-		-	-		-	0.17		0.14	ND		0.15
Pyrene	100	100	100	500	1000	-		-	-		-	ND		0.1	0.11		0.11	-		-	-		-	0.63		0.11	ND		0.11
Biphenyl	NA	NA	NA	NA	NA	-		-	-		-	ND		0.4	ND		0.42	-		-	-		-	ND		0.4	ND		0.42
4-Chloroaniline	NA	NA	NA	NA	NA	-		-	-		-	ND		0.18	ND		0.18	-		-	-		-	ND		0.18	ND		0.18
2-Nitroaniline	NA	NA	NA	NA	NA	-		-	-		-	ND		0.18	ND		0.18	-		-	-		-	ND		0.18	ND		0.18
3-Nitroaniline	NA	NA	NA	NA	NA	-		-	-		-	ND		0.18	ND		0.18	-		-	-		-	ND		0.18	ND		0.18
4-Nitroaniline	NA	NA	NA	NA	NA	-		-	-		-	ND		0.18	ND		0.18	-		-	-		-	ND		0.18	ND		0.18
Dibenzofuran	7	14	59	350	1000	-		-	-		-	ND		0.18	ND		0.18	-		-	-		-	0.018	J	0.18	ND		0.18
2-Methylnaphthalene	NA	NA	NA	NA	NA	-		-	-		-	ND		0.21	ND		0.22	-		-	-		-	ND		0.21	ND		0.22
1,2,4,5-Tetrachlorobenzene	NA	NA	NA	NA	NA	-		-	-		-	ND		0.18	ND		0.18	-		-	-		-	ND		0.18	ND		0.18
Acetophenone	NA	NA	NA	NA	NA	-		-	-		-	ND		0.18	ND		0.18	-		-	-		-	ND		0.18	ND		0.18
2,4,6-Trichlorophenol	NA	NA	NA	NA	NA	-		-	-		-	ND		0.1	ND		0.11	-		-	-		-	ND		0.11	ND		0.11
p-Chloro-m-cresol	NA	NA	NA	NA	NA	-		-	-		-	ND		0.18	ND		0.18	-		-	-		-	ND		0.18	ND		0.18
2-Chlorophenol	NA	NA	NA	NA	NA	-		-	-		-	ND		0.18	ND		0.18	-		-	-		-	ND		0.18	ND		0.18
2,4-Dichlorophenol	NA	NA	NA	NA	NA	-		-	-		-	ND		0.16	ND		0.17	-		-	-		-	ND		0.16	ND		0.17
2,4-Dimethylphenol	NA	NA	NA	NA	NA	-		-	-		-	ND		0.18	ND		0.18	-		-	-		-	ND		0.18	ND		0.18
2-Nitrophenol	NA	NA	NA	NA	NA	-		-	-		-	ND		0.38	ND		0.4	-		-	-		-	ND		0.38	ND		0.4

TABLE 3

Subsurface Soil Summary
Hope on Main - 954 Main Street
Brownfield Cleanup Program

					SAMPLE ID:	J2-02_2-4FT			J2-03-4-6FT			J3-01-0-2FT			J4-01-0-2FT			J4-02-2-4FT			J4-03-4-6FT			J5-01			K1-01-0-2FT		
					COLLECTION DATE:	8/21/2023			8/21/2023			8/14/2023			8/15/2023			8/15/2023			8/15/2023			8/18/2023			8/21/2023		
					SAMPLE DEPTH:	2-4			4-6			0-2			0-2			2-4			4-6			0-2			0-2		
					SAMPLE MATRIX:	SOIL			SOIL			SOIL			SOIL			SOIL			SOIL			SOIL			SOIL		
	NY-UNRES	NY-RESR	NY-RESRR	NY-RESC	NY-RESI																								
ANALYTE	(mg/kg)	(mg/kg)	(mg/kg)	(mg/kg)	(mg/kg)	Result	Flg	RL	Result	Flg	RL	Result	Flg	RL	Result	Flg	RL	Result	Flg	RL	Result	Flg	RL	Result	Flg	RL	Result	Flg	RL
4-Nitrophenol	NA	NA	NA	NA	NA	-		-	-		-	ND		0.24	ND		0.26	-		-	-		-	ND		0.25	ND		0.26
2,4-Dinitrophenol	NA	NA	NA	NA	NA	-		-	-		-	ND		0.84	ND		0.89	-		-	-		-	ND		0.85	ND		0.89
4,6-Dinitro-o-cresol	NA	NA	NA	NA	NA	-		-	-		-	ND		0.46	ND		0.48	-		-	-		-	ND		0.46	ND		0.48
Pentachlorophenol	0.8	2.4	6.7	6.7	55	-		-	-		-	ND		0.14	ND		0.15	-		-	-		-	ND		0.14	ND		0.15
Phenol	0.33	100	100	500	1000	-		-	-		-	ND		0.18	ND		0.18	-		-	-		-	ND		0.18	ND		0.18
2-Methylphenol	0.33	100	100	500	1000	-		-	-		-	ND		0.18	ND		0.18	-		-	-		-	ND		0.18	ND		0.18
3-Methylphenol/4-Methylphenol	0.33	34	100	500	1000	-		-	-		-	ND		0.25	ND		0.27	-		-	-		-	ND		0.25	ND		0.27
2,4,5-Trichlorophenol	NA	NA	NA	NA	NA	-		-	-		-	ND		0.18	ND		0.18	-		-	-		-	ND		0.18	ND		0.18
Benzoic Acid	NA	NA	NA	NA	NA	-		-	-		-	-		-	-		-	-		-	-		-	-		-	-		-
Benzyl Alcohol	NA	NA	NA	NA	NA	-		-	-		-	-		-	-		-	-		-	-		-	-		-	-		-
Carbazole	NA	NA	NA	NA	NA	-		-	-		-	ND		0.18	ND		0.18	-		-	-		-	0.061	J	0.18	ND		0.18
Atrazine	NA	NA	NA	NA	NA	-		-	-		-	ND		0.14	ND		0.15	-		-	-		-	ND		0.14	ND		0.15
Benzaldehyde	NA	NA	NA	NA	NA	-		-	-		-	ND		0.23	ND		0.24	-		-	-		-	ND		0.23	ND		0.24
Caprolactam	NA	NA	NA	NA	NA	-		-	-		-	ND		0.18	ND		0.18	-		-	-		-	ND		0.18	ND		0.18
2,3,4,6-Tetrachlorophenol	NA	NA	NA	NA	NA	-		-	-		-	ND		0.18	ND		0.18	-		-	-		-	ND		0.18	ND		0.18
1,4-Dioxane	0.1	9.8	13	130	250	-		-	-		-	ND		0.026	ND		0.028	-		-	-		-	ND		0.026	ND		0.028
HERBICIDES																													
2,4,5-TP (Silvex)	3.8	58	100	500	1000	-		-	-		-	-		-	-		-	-		-	-		-	-		-	-		-
PESTICIDES																													
Delta-BHC	0.04	100	100	500	1000	-		-	-		-	-		-	-		-	-		-	-		-	-		-	-		-
Lindane	0.1	0.28	1.3	9.2	23	-		-	-		-	-		-	-		-	-		-	-		-	-		-	-		-
Alpha-BHC	0.02	0.097	0.48	3.4	6.8	-		-	-		-	-		-	-		-	-		-	-		-	-		-	-		-
Beta-BHC	0.036	0.072	0.36	3	14	-		-	-		-	-		-	-		-	-		-	-		-	-		-	-		-
Heptachlor	0.042	0.42	2.1	15	29	-		-	-		-	-		-	-		-	-		-	-		-	-		-	-		-
Aldrin	0.005	0.019	0.097	0.68	1.4	-		-	-		-	-		-	-		-	-		-	-		-	-		-	-		-
Heptachlor epoxide	NA	NA	NA	NA	NA	-		-	-		-	-		-	-		-	-		-	-		-	-		-	-		-
Endrin	0.014	2.2	11	89	410	-		-	-		-	-		-	-		-	-		-	-		-	-		-	-		-
Endrin aldehyde	NA	NA	NA	NA	NA	-		-	-		-	-		-	-		-	-		-	-		-	-		-	-		-
Endrin ketone	NA	NA	NA	NA	NA	-		-	-		-	-		-	-		-	-		-	-		-	-		-	-		-
Dieldrin	0.005	0.039	0.2	1.4	2.8	-		-	-		-	-		-	-		-	-		-	-		-	-		-	-		-
4,4'-DDE	0.0033	1.8	8.9	62	120	-		-	-		-	-		-	-		-	-		-	-		-	-		-	-		-
4,4'-DDD	0.0033	2.6	13	92	180	-		-	-		-	-		-	-		-	-		-	-		-	-		-	-		-
4,4'-DDT	0.0033	1.7	7.9	47	94	-		-	-		-	-		-	-		-	-		-	-		-	-		-	-		-
Endosulfan I	2.4	4.8	24	200	920	-		-	-		-	-		-	-		-	-		-	-		-	-		-	-		-
Endosulfan II	2.4	4.8	24	200	920	-		-	-		-	-		-	-		-	-		-	-		-	-		-	-		-
Endosulfan sulfate	2.4	4.8	24	200	920	-		-	-		-	-		-	-		-	-		-	-		-	-		-	-		-
Methoxychlor	NA	NA	NA	NA	NA	-		-	-		-	-		-	-		-	-		-	-		-	-		-	-		-
Toxaphene	NA	NA	NA	NA	NA	-		-	-		-	-		-	-		-	-		-	-		-	-		-	-		-
cis-Chlordane	0.094	0.91	4.2	24	47	-		-	-		-	-		-	-		-	-		-	-		-	-		-	-		-
trans-Chlordane	NA	NA	NA	NA	NA	-		-	-		-	-		-	-		-	-		-	-		-	-		-	-		-
Chlordane	NA	NA	NA	NA	NA	-		-	-		-	-		-	-		-	-		-	-		-	-		-	-		-

TABLE 3

Subsurface Soil Summary
Hope on Main - 954 Main Street
Brownfield Cleanup Program

					SAMPLE ID:	J2-02_2-4FT			J2-03-4-6FT			J3-01-0-2FT			J4-01-0-2FT			J4-02-2-4FT			J4-03-4-6FT			J5-01			K1-01-0-2FT		
					COLLECTION DATE:	8/21/2023			8/21/2023			8/14/2023			8/15/2023			8/15/2023			8/15/2023			8/18/2023			8/21/2023		
					SAMPLE DEPTH:	2-4			4-6			0-2			0-2			2-4			4-6			0-2			0-2		
					SAMPLE MATRIX:	SOIL			SOIL			SOIL			SOIL			SOIL			SOIL			SOIL			SOIL		
	NY-UNRES	NY-RESR	NY-RESRR	NY-RESC	NY-RESI																								
ANALYTE	(mg/kg)	(mg/kg)	(mg/kg)	(mg/kg)	(mg/kg)	Result	Flg	RL	Result	Flg	RL	Result	Flg	RL	Result	Flg	RL	Result	Flg	RL	Result	Flg	RL	Result	Flg	RL	Result	Flg	RL
POLYCHLORINATED BIPHENYLS																													
Aroclor 1016	0.1	1	1	1	25	-		-	-		-	-		-	-		-	-		-	-		-	-		-	-		-
Aroclor 1221	0.1	1	1	1	25	-		-	-		-	-		-	-		-	-		-	-		-	-		-	-		-
Aroclor 1232	0.1	1	1	1	25	-		-	-		-	-		-	-		-	-		-	-		-	-		-	-		-
Aroclor 1242	0.1	1	1	1	25	-		-	-		-	-		-	-		-	-		-	-		-	-		-	-		-
Aroclor 1248	0.1	1	1	1	25	-		-	-		-	-		-	-		-	-		-	-		-	-		-	-		-
Aroclor 1254	0.1	1	1	1	25	-		-	-		-	-		-	-		-	-		-	-		-	-		-	-		-
Aroclor 1260	0.1	1	1	1	25	-		-	-		-	-		-	-		-	-		-	-		-	-		-	-		-
Aroclor 1262	0.1	1	1	1	25	-		-	-		-	-		-	-		-	-		-	-		-	-		-	-		-
Aroclor 1268	0.1	1	1	1	25	-		-	-		-	-		-	-		-	-		-	-		-	-		-	-		-
PCBs, Total	0.1	1	1	1	25	-		-	-		-	-		-	-		-	-		-	-		-	-		-	-		-
METALS																													
Aluminum, Total	NA	NA	NA	NA	NA	-		-	-		-	3280		7.93	6420		8.75	-		-	-		-	18000		8.42	5750		8.72
Antimony, Total	NA	NA	NA	NA	NA	-		-	-		-	ND		3.96	ND		4.38	-		-	-		-	ND		4.21	ND		4.36
Arsenic, Total	13	16	16	16	16	-		-	-		-	1.88		0.793	2.29		0.875	-		-	-		-	3.33		0.842	2.71		0.872
Barium, Total	350	350	400	400	10000	-		-	-		-	13.5		0.793	27.5		0.875	-		-	-		-	80		0.842	31.7		0.872
Beryllium, Total	7.2	14	72	590	2700	-		-	-		-	0.171	J	0.396	0.27	J	0.438	-		-	-		-	3.68		0.421	0.269	J	0.436
Cadmium, Total	2.5	2.5	4.3	9.3	60	-		-	-		-	ND		0.793	0.116	J	0.875	-		-	-		-	0.205	J	0.842	0.206	J	0.872
Calcium, Total	NA	NA	NA	NA	NA	-		-	-		-	56500		7.93	5890		8.75	-		-	-		-	112000		42.1	12300		8.72
Chromium, Total	NA	NA	NA	NA	NA	-		-	-		-	5.21		0.793	8.23		0.875	-		-	-		-	11.7		0.842	11.3		0.872
Cobalt, Total	NA	NA	NA	NA	NA	-		-	-		-	3.15		1.59	3.86		1.75	-		-	-		-	2.28		1.68	3.74		1.74
Copper, Total	50	270	270	270	10000	-		-	-		-	10.2		0.793	8.87		0.875	-		-	-		-	10.2		0.842	10.3		0.872
Iron, Total	NA	NA	NA	NA	NA	-		-	-		-	7370		3.96	10900		4.38	-		-	-		-	9320		4.21	13100		4.36
Lead, Total	63	400	400	1000	3900	**84.3**		2.29	**130**		2.11	25.7		3.96	22.9		4.38	-		-	-		-	41.1		4.21	26.2		4.36
Magnesium, Total	NA	NA	NA	NA	NA	-		-	-		-	37800		7.93	3410		8.75	-		-	-		-	32800		8.42	5910		8.72
Manganese, Total	1600	2000	2000	10000	10000	-		-	-		-	455		0.793	339		0.875	-		-	-		-	1340		0.842	340		0.872
Mercury, Total	0.18	0.81	0.81	2.8	5.7	**0.559**		0.075	**4.16**		0.14	ND		0.078	**0.186**		0.073	**0.222**		0.07	0.104		0.092	0.065	J	0.069	ND		0.076
Nickel, Total	30	140	310	310	10000	-		-	-		-	7.13		1.98	7.23		2.19	-		-	-		-	6.88		2.11	8.42		2.18
Potassium, Total	NA	NA	NA	NA	NA	-		-	-		-	491		198	442		219	-		-	-		-	1400		211	528		218
Selenium, Total	3.9	36	180	1500	6800	-		-	-		-	ND		1.59	ND		1.75	-		-	-		-	0.899	J	1.68	ND		1.74
Silver, Total	2	36	180	1500	6800	-		-	-		-	0.416		0.396	ND		0.438	-		-	-		-	ND		0.421	ND		0.436
Sodium, Total	NA	NA	NA	NA	NA	-		-	-		-	108	J	159	43.1	J	175	-		-	-		-	738		168	317		174
Thallium, Total	NA	NA	NA	NA	NA	-		-	-		-	0.638	J	1.59	0.567	J	1.75	-		-	-		-	0.483	J	1.68	0.286	J	1.74
Vanadium, Total	NA	NA	NA	NA	NA	-		-	-		-	8.11		0.793	14.9		0.875	-		-	-		-	11.5		0.842	13.4		0.872
Zinc, Total	109	2200	10000	10000	10000	-		-	-		-	44.4		3.96	82.7		4.38	-		-	-		-	51.1		4.21	66.5		4.36
GENERAL CHEMISTRY																													
Solids, Total	NA	NA	NA	NA	NA	83.7		0.1	89.3		0.1	94.6		0.1	87.9		0.1	89.6		0.1	89.3		0.1	91.8		0.1	88.9		0.1
Cyanide, Total	27	27	27	27	10000	-		-	-		-	ND		0.98	ND		1.1	-		-	-		-	ND		1	ND		1.1
Chromium, Hexavalent	1	22	110	400	800	-		-	-		-	-		-	-		-	-		-	-		-	-		-	-		-

TABLE 3

Subsurface Soil Summary
Hope on Main - 954 Main Street
Brownfield Cleanup Program

					SAMPLE ID:	K1-04-14-16FT		
					COLLECTION DATE:	8/21/2023		
					SAMPLE DEPTH:	14-16		
					SAMPLE MATRIX:	SOIL		
	NY-UNRES	NY-RESR	NY-RESRR	NY-RESC	NY-RESI			
ANALYTE	(mg/kg)	(mg/kg)	(mg/kg)	(mg/kg)	(mg/kg)	Result	Flg	RL
VOCs								
Methylene chloride	0.05	51	100	500	1000	ND		0.0043
1,1-Dichloroethane	0.27	19	26	240	480	ND		0.00086
Chloroform	0.37	10	49	350	700	ND		0.0013
Carbon tetrachloride	0.76	1.4	2.4	22	44	ND		0.00086
1,2-Dichloropropane	NA	NA	NA	NA	NA	ND		0.00086
Dibromochloromethane	NA	NA	NA	NA	NA	ND		0.00086
1,1,2-Trichloroethane	NA	NA	NA	NA	NA	ND		0.00086
Tetrachloroethene	1.3	5.5	19	150	300	0.00036	J	0.00043
Chlorobenzene	1.1	100	100	500	1000	ND		0.00043
Trichlorofluoromethane	NA	NA	NA	NA	NA	ND		0.0034
1,2-Dichloroethane	0.02	2.3	3.1	30	60	ND		0.00086
1,1,1-Trichloroethane	0.68	100	100	500	1000	ND		0.00043
Bromodichloromethane	NA	NA	NA	NA	NA	ND		0.00043
trans-1,3-Dichloropropene	NA	NA	NA	NA	NA	ND		0.00086
cis-1,3-Dichloropropene	NA	NA	NA	NA	NA	ND		0.00043
Bromoform	NA	NA	NA	NA	NA	ND		0.0034
1,1,2,2-Tetrachloroethane	NA	NA	NA	NA	NA	ND		0.00043
Benzene	0.06	2.9	4.8	44	89	ND		0.00043
Toluene	0.7	100	100	500	1000	ND		0.00086
Ethylbenzene	1	30	41	390	780	ND		0.00086
Chloromethane	NA	NA	NA	NA	NA	ND		0.0034
Bromomethane	NA	NA	NA	NA	NA	ND		0.0017
Vinyl chloride	0.02	0.21	0.9	13	27	ND		0.00086
Chloroethane	NA	NA	NA	NA	NA	ND		0.0017
1,1-Dichloroethene	0.33	100	100	500	1000	ND		0.00086
trans-1,2-Dichloroethene	0.19	100	100	500	1000	ND		0.0013
Trichloroethene	0.47	10	21	200	400	ND		0.00043
1,2-Dichlorobenzene	1.1	100	100	500	1000	ND		0.0017
1,3-Dichlorobenzene	2.4	17	49	280	560	ND		0.0017
1,4-Dichlorobenzene	1.8	9.8	13	130	250	ND		0.0017
Methyl tert butyl ether	0.93	62	100	500	1000	ND		0.0017
p/m-Xylene	NA	NA	NA	NA	NA	ND		0.0017
o-Xylene	NA	NA	NA	NA	NA	ND		0.00086
cis-1,2-Dichloroethene	0.25	59	100	500	1000	ND		0.00086
Styrene	NA	NA	NA	NA	NA	ND		0.00086
Dichlorodifluoromethane	NA	NA	NA	NA	NA	ND		0.0086
Acetone	0.05	100	100	500	1000	ND		0.0086
Carbon disulfide	NA	NA	NA	NA	NA	ND		0.0086
2-Butanone	0.12	100	100	500	1000	ND		0.0086
4-Methyl-2-pentanone	NA	NA	NA	NA	NA	ND		0.0086

TABLE 3

Subsurface Soil Summary
Hope on Main - 954 Main Street
Brownfield Cleanup Program

					SAMPLE ID:	K1-04-14-16FT		
					COLLECTION DATE:	8/21/2023		
					SAMPLE DEPTH:	14-16		
					SAMPLE MATRIX:	SOIL		
	NY-UNRES	NY-RESR	NY-RESRR	NY-RESC	NY-RESI			
ANALYTE	**(mg/kg)**	**(mg/kg)**	**(mg/kg)**	**(mg/kg)**	**(mg/kg)**	Result	Flg	RL
2-Hexanone	NA	NA	NA	NA	NA	ND		0.0086
1,2-Dibromoethane	NA	NA	NA	NA	NA	ND		0.00086
n-Butylbenzene	12	100	100	500	1000	ND		0.00086
sec-Butylbenzene	11	100	100	500	1000	ND		0.00086
tert-Butylbenzene	5.9	100	100	500	1000	ND		0.0017
1,2-Dibromo-3-chloropropane	NA	NA	NA	NA	NA	ND		0.0026
Isopropylbenzene	NA	NA	NA	NA	NA	ND		0.00086
p-Isopropyltoluene	NA	NA	NA	NA	NA	ND		0.00086
Naphthalene	12	100	100	500	1000	ND		0.0034
n-Propylbenzene	3.9	100	100	500	1000	ND		0.00086
1,2,4-Trichlorobenzene	NA	NA	NA	NA	NA	ND		0.0017
1,3,5-Trimethylbenzene	8.4	47	52	190	380	ND		0.0017
1,2,4-Trimethylbenzene	3.6	47	52	190	380	ND		0.0017
Methyl Acetate	NA	NA	NA	NA	NA	ND		0.0034
Cyclohexane	NA	NA	NA	NA	NA	ND		0.0086
Freon-113	NA	NA	NA	NA	NA	ND		0.0034
Methyl cyclohexane	NA	NA	NA	NA	NA	ND		0.0034
PERFLUORINATED ALKYL ACIDS								
Perfluorobutanoic Acid (PFBA)	NA	NA	NA	NA	NA	ND		0.000787
Perfluoropentanoic Acid (PFPeA)	NA	NA	NA	NA	NA	ND		0.000394
Perfluorobutanesulfonic Acid (PFBS)	NA	NA	NA	NA	NA	ND		0.000197
1H,1H,2H,2H-Perfluorohexanesulfonic Acid (4:2FTS)	NA	NA	NA	NA	NA	ND		0.000787
Perfluorohexanoic Acid (PFHxA)	NA	NA	NA	NA	NA	ND		0.000197
Perfluoropentanesulfonic Acid (PFPeS)	NA	NA	NA	NA	NA	ND		0.000197
Perfluoroheptanoic Acid (PFHpA)	NA	NA	NA	NA	NA	ND		0.000197
Perfluorohexanesulfonic Acid (PFHxS)	NA	NA	NA	NA	NA	ND		0.000197
Perfluorooctanoic Acid (PFOA)	0.00066	0.0066	0.033	0.5	0.6	ND		0.000197
1H,1H,2H,2H-Perfluorooctanesulfonic Acid (6:2FTS)	NA	NA	NA	NA	NA	ND		0.000787
Perfluoroheptanesulfonic Acid (PFHpS)	NA	NA	NA	NA	NA	ND		0.000197
Perfluorononanoic Acid (PFNA)	NA	NA	NA	NA	NA	ND		0.000197
Perfluorooctanesulfonic Acid (PFOS)	0.00088	0.0088	0.044	0.44	0.44	ND		0.000197
Perfluorodecanoic Acid (PFDA)	NA	NA	NA	NA	NA	ND		0.000197
1H,1H,2H,2H-Perfluorodecanesulfonic Acid (8:2FTS)	NA	NA	NA	NA	NA	ND		0.000787
Perfluorononanesulfonic Acid (PFNS)	NA	NA	NA	NA	NA	ND		0.000197
N-Methyl Perfluorooctanesulfonamidoacetic Acid (NMeFOSAA)	NA	NA	NA	NA	NA	ND		0.000197
Perfluoroundecanoic Acid (PFUnA)	NA	NA	NA	NA	NA	ND		0.000197
Perfluorodecanesulfonic Acid (PFDS)	NA	NA	NA	NA	NA	ND		0.000197
Perfluorooctanesulfonamide (PFOSA)	NA	NA	NA	NA	NA	ND		0.000197

TABLE 3

Subsurface Soil Summary
Hope on Main - 954 Main Street
Brownfield Cleanup Program

					SAMPLE ID:	K1-04-14-16FT	
					COLLECTION DATE:	8/21/2023	
					SAMPLE DEPTH:	14-16	
					SAMPLE MATRIX:	SOIL	
	NY-UNRES	NY-RESR	NY-RESRR	NY-RESC	NY-RESI		
ANALYTE	(mg/kg)	(mg/kg)	(mg/kg)	(mg/kg)	(mg/kg)	Result Flg	RL
N-Ethyl Perfluorooctanesulfonamidoacetic Acid (NEtFOSAA)	NA	NA	NA	NA	NA	ND	0.000197
Perfluorododecanoic Acid (PFDoA)	NA	NA	NA	NA	NA	ND	0.000197
Perfluorotridecanoic Acid (PFTrDA)	NA	NA	NA	NA	NA	ND	0.000197
Perfluorotetradecanoic Acid (PFTeDA)	NA	NA	NA	NA	NA	ND	0.000197
Hexafluoropropylene Oxide Dimer Acid (HFPO-DA)	NA	NA	NA	NA	NA	ND	0.000787
4,8-Dioxa-3h-Perfluorononanoic Acid (ADONA)	NA	NA	NA	NA	NA	ND	0.000787
Perfluorododecanesulfonic Acid (PFDoS)	NA	NA	NA	NA	NA	ND	0.000197
9-Chlorohexadecafluoro-3-Oxanone-1-Sulfonic Acid (9Cl-PF3ONS)	NA	NA	NA	NA	NA	ND	0.000787
11-Chloroeicosafluoro-3-Oxaundecane-1-Sulfonic Acid (11Cl-PF3OUdS)	NA	NA	NA	NA	NA	ND	0.000787
N-Methyl Perfluorooctane Sulfonamide (NMeFOSA)	NA	NA	NA	NA	NA	ND	0.000197
N-Ethyl Perfluorooctane Sulfonamide (NEtFOSA)	NA	NA	NA	NA	NA	ND	0.000197
N-Methyl Perfluorooctanesulfonamido Ethanol (NMeFOSE)	NA	NA	NA	NA	NA	ND	0.00197
N-Ethyl Perfluorooctanesulfonamido Ethanol (NEtFOSE)	NA	NA	NA	NA	NA	ND	0.00197
Perfluoro-3-Methoxypropanoic Acid (PFMPA)	NA	NA	NA	NA	NA	ND	0.000394
Perfluoro-4-Methoxybutanoic Acid (PFMBA)	NA	NA	NA	NA	NA	ND	0.000394
Perfluoro(2-Ethoxyethane)Sulfonic Acid (PFEESA)	NA	NA	NA	NA	NA	ND	0.000394
Nonafluoro-3,6-Dioxaheptanoic Acid (NFDHA)	NA	NA	NA	NA	NA	ND	0.000394
3-Perfluoropropyl Propanoic Acid (3:3FTCA)	NA	NA	NA	NA	NA	ND	0.000984
2H,2H,3H,3H-Perfluorooctanoic Acid (5:3FTCA)	NA	NA	NA	NA	NA	ND	0.00492
3-Perfluoroheptyl Propanoic Acid (7:3FTCA)	NA	NA	NA	NA	NA	ND	0.00492
SVOCs							
Acenaphthene	20	100	100	500	1000	ND	0.15
1,2,4-Trichlorobenzene	NA	NA	NA	NA	NA	-	-
Hexachlorobenzene	0.33	0.33	1.2	6	12	ND	0.11
Bis(2-chloroethyl)ether	NA	NA	NA	NA	NA	ND	0.17
2-Chloronaphthalene	NA	NA	NA	NA	NA	ND	0.19
3,3'-Dichlorobenzidine	NA	NA	NA	NA	NA	ND	0.19
2,4-Dinitrotoluene	NA	NA	NA	NA	NA	ND	0.19
2,6-Dinitrotoluene	NA	NA	NA	NA	NA	ND	0.19
Fluoranthene	100	100	100	500	1000	ND	0.11
4-Chlorophenyl phenyl ether	NA	NA	NA	NA	NA	ND	0.19
4-Bromophenyl phenyl ether	NA	NA	NA	NA	NA	ND	0.19
Bis(2-chloroisopropyl)ether	NA	NA	NA	NA	NA	ND	0.22
Bis(2-chloroethoxy)methane	NA	NA	NA	NA	NA	ND	0.2

TABLE 3

Subsurface Soil Summary
Hope on Main - 954 Main Street
Brownfield Cleanup Program

					SAMPLE ID:	K1-04-14-16FT		
					COLLECTION DATE:	8/21/2023		
					SAMPLE DEPTH:	14-16		
					SAMPLE MATRIX:	SOIL		
	NY-UNRES	NY-RESR	NY-RESRR	NY-RESC	NY-RESI			
ANALYTE	**(mg/kg)**	**(mg/kg)**	**(mg/kg)**	**(mg/kg)**	**(mg/kg)**	Result	Flg	RL
Hexachlorobutadiene	NA	NA	NA	NA	NA	ND		0.19
Hexachlorocyclopentadiene	NA	NA	NA	NA	NA	ND		0.54
Hexachloroethane	NA	NA	NA	NA	NA	ND		0.15
Isophorone	NA	NA	NA	NA	NA	ND		0.17
Naphthalene	12	100	100	500	1000	ND		0.19
Nitrobenzene	NA	NA	NA	NA	NA	ND		0.17
NDPA/DPA	NA	NA	NA	NA	NA	ND		0.15
n-Nitrosodi-n-propylamine	NA	NA	NA	NA	NA	ND		0.19
Bis(2-ethylhexyl)phthalate	NA	NA	NA	NA	NA	ND		0.19
Butyl benzyl phthalate	NA	NA	NA	NA	NA	ND		0.19
Di-n-butylphthalate	NA	NA	NA	NA	NA	ND		0.19
Di-n-octylphthalate	NA	NA	NA	NA	NA	ND		0.19
Diethyl phthalate	NA	NA	NA	NA	NA	ND		0.19
Dimethyl phthalate	NA	NA	NA	NA	NA	ND		0.19
Benzo(a)anthracene	1	1	1	5.6	11	ND		0.11
Benzo(a)pyrene	1	1	1	1	1.1	ND		0.15
Benzo(b)fluoranthene	1	1	1	5.6	11	ND		0.11
Benzo(k)fluoranthene	0.8	1	3.9	56	110	ND		0.11
Chrysene	1	1	3.9	56	110	ND		0.11
Acenaphthylene	100	100	100	500	1000	ND		0.15
Anthracene	100	100	100	500	1000	ND		0.11
Benzo(ghi)perylene	100	100	100	500	1000	ND		0.15
Fluorene	30	100	100	500	1000	ND		0.19
Phenanthrene	100	100	100	500	1000	ND		0.11
Dibenzo(a,h)anthracene	0.33	0.33	0.33	0.56	1.1	ND		0.11
Indeno(1,2,3-cd)pyrene	0.5	0.5	0.5	5.6	11	ND		0.15
Pyrene	100	100	100	500	1000	ND		0.11
Biphenyl	NA	NA	NA	NA	NA	ND		0.43
4-Chloroaniline	NA	NA	NA	NA	NA	ND		0.19
2-Nitroaniline	NA	NA	NA	NA	NA	ND		0.19
3-Nitroaniline	NA	NA	NA	NA	NA	ND		0.19
4-Nitroaniline	NA	NA	NA	NA	NA	ND		0.19
Dibenzofuran	7	14	59	350	1000	ND		0.19
2-Methylnaphthalene	NA	NA	NA	NA	NA	ND		0.22
1,2,4,5-Tetrachlorobenzene	NA	NA	NA	NA	NA	ND		0.19
Acetophenone	NA	NA	NA	NA	NA	ND		0.19
2,4,6-Trichlorophenol	NA	NA	NA	NA	NA	ND		0.11
p-Chloro-m-cresol	NA	NA	NA	NA	NA	ND		0.19
2-Chlorophenol	NA	NA	NA	NA	NA	ND		0.19
2,4-Dichlorophenol	NA	NA	NA	NA	NA	ND		0.17
2,4-Dimethylphenol	NA	NA	NA	NA	NA	ND		0.19
2-Nitrophenol	NA	NA	NA	NA	NA	ND		0.4

TABLE 3

Subsurface Soil Summary
Hope on Main - 954 Main Street
Brownfield Cleanup Program

					SAMPLE ID:	K1-04-14-16FT		
					COLLECTION DATE:	8/21/2023		
					SAMPLE DEPTH:	14-16		
					SAMPLE MATRIX:	SOIL		
	NY-UNRES	NY-RESR	NY-RESRR	NY-RESC	NY-RESI			
ANALYTE	**(mg/kg)**	**(mg/kg)**	**(mg/kg)**	**(mg/kg)**	**(mg/kg)**	Result	Flg	RL
4-Nitrophenol	NA	NA	NA	NA	NA	ND		0.26
2,4-Dinitrophenol	NA	NA	NA	NA	NA	ND		0.9
4,6-Dinitro-o-cresol	NA	NA	NA	NA	NA	ND		0.49
Pentachlorophenol	0.8	2.4	6.7	6.7	55	ND		0.15
Phenol	0.33	100	100	500	1000	ND		0.19
2-Methylphenol	0.33	100	100	500	1000	ND		0.19
3-Methylphenol/4-Methylphenol	0.33	34	100	500	1000	ND		0.27
2,4,5-Trichlorophenol	NA	NA	NA	NA	NA	ND		0.19
Benzoic Acid	NA	NA	NA	NA	NA	-		-
Benzyl Alcohol	NA	NA	NA	NA	NA	-		-
Carbazole	NA	NA	NA	NA	NA	ND		0.19
Atrazine	NA	NA	NA	NA	NA	ND		0.15
Benzaldehyde	NA	NA	NA	NA	NA	ND		0.25
Caprolactam	NA	NA	NA	NA	NA	ND		0.19
2,3,4,6-Tetrachlorophenol	NA	NA	NA	NA	NA	ND		0.19
1,4-Dioxane	0.1	9.8	13	130	250	ND		0.028
HERBICIDES								
2,4,5-TP (Silvex)	3.8	58	100	500	1000	-		-
PESTICIDES								
Delta-BHC	0.04	100	100	500	1000	-		-
Lindane	0.1	0.28	1.3	9.2	23	-		-
Alpha-BHC	0.02	0.097	0.48	3.4	6.8	-		-
Beta-BHC	0.036	0.072	0.36	3	14	-		-
Heptachlor	0.042	0.42	2.1	15	29	-		-
Aldrin	0.005	0.019	0.097	0.68	1.4	-		-
Heptachlor epoxide	NA	NA	NA	NA	NA	-		-
Endrin	0.014	2.2	11	89	410	-		-
Endrin aldehyde	NA	NA	NA	NA	NA	-		-
Endrin ketone	NA	NA	NA	NA	NA	-		-
Dieldrin	0.005	0.039	0.2	1.4	2.8	-		-
4,4'-DDE	0.0033	1.8	8.9	62	120	-		-
4,4'-DDD	0.0033	2.6	13	92	180	-		-
4,4'-DDT	0.0033	1.7	7.9	47	94	-		-
Endosulfan I	2.4	4.8	24	200	920	-		-
Endosulfan II	2.4	4.8	24	200	920	-		-
Endosulfan sulfate	2.4	4.8	24	200	920	-		-
Methoxychlor	NA	NA	NA	NA	NA	-		-
Toxaphene	NA	NA	NA	NA	NA	-		-
cis-Chlordane	0.094	0.91	4.2	24	47	-		-
trans-Chlordane	NA	NA	NA	NA	NA	-		-
Chlordane	NA	NA	NA	NA	NA	-		-

TABLE 3

Subsurface Soil Summary
Hope on Main - 954 Main Street
Brownfield Cleanup Program

					SAMPLE ID:	K1-04-14-16FT		
					COLLECTION DATE:	8/21/2023		
					SAMPLE DEPTH:	14-16		
					SAMPLE MATRIX:	SOIL		
	NY-UNRES	NY-RESR	NY-RESRR	NY-RESC	NY-RESI			
ANALYTE	(mg/kg)	(mg/kg)	(mg/kg)	(mg/kg)	(mg/kg)	Result	Flg	RL
POLYCHLORINATED BIPHENYLS								
Aroclor 1016	0.1	1	1	1	25	-		-
Aroclor 1221	0.1	1	1	1	25	-		-
Aroclor 1232	0.1	1	1	1	25	-		-
Aroclor 1242	0.1	1	1	1	25	-		-
Aroclor 1248	0.1	1	1	1	25	-		-
Aroclor 1254	0.1	1	1	1	25	-		-
Aroclor 1260	0.1	1	1	1	25	-		-
Aroclor 1262	0.1	1	1	1	25	-		-
Aroclor 1268	0.1	1	1	1	25	-		-
PCBs, Total	0.1	1	1	1	25	-		-
METALS								
Aluminum, Total	NA	NA	NA	NA	NA	2950		8.52
Antimony, Total	NA	NA	NA	NA	NA	ND		4.26
Arsenic, Total	13	16	16	16	16	1.6		0.852
Barium, Total	350	350	400	400	10000	17		0.852
Beryllium, Total	7.2	14	72	590	2700	0.135	J	0.426
Cadmium, Total	2.5	2.5	4.3	9.3	60	0.2	J	0.852
Calcium, Total	NA	NA	NA	NA	NA	44300		8.52
Chromium, Total	NA	NA	NA	NA	NA	4.95		0.852
Cobalt, Total	NA	NA	NA	NA	NA	2.58		1.7
Copper, Total	50	270	270	270	10000	8.43		0.852
Iron, Total	NA	NA	NA	NA	NA	7230		4.26
Lead, Total	63	400	400	1000	3900	14.3		4.26
Magnesium, Total	NA	NA	NA	NA	NA	20500		8.52
Manganese, Total	1600	2000	2000	10000	10000	252		0.852
Mercury, Total	0.18	0.81	0.81	2.8	5.7	ND		0.071
Nickel, Total	30	140	310	310	10000	4.6		2.13
Potassium, Total	NA	NA	NA	NA	NA	416		213
Selenium, Total	3.9	36	180	1500	6800	ND		1.7
Silver, Total	2	36	180	1500	6800	ND		0.426
Sodium, Total	NA	NA	NA	NA	NA	289		170
Thallium, Total	NA	NA	NA	NA	NA	ND		1.7
Vanadium, Total	NA	NA	NA	NA	NA	9.15		0.852
Zinc, Total	109	2200	10000	10000	10000	68.9		4.26
GENERAL CHEMISTRY								
Solids, Total	NA	NA	NA	NA	NA	88.2		0.1
Cyanide, Total	27	27	27	27	10000	ND		1.1
Chromium, Hexavalent	1	22	110	400	800	-		-

TABLE 3

Subsurface Soil Summary
Hope on Main - 954 Main Street
Brownfield Cleanup Program

					SAMPLE ID:	K2-01-0-2FT			K3-01-0-2FT			K4-01-0-2FT			K5-01			K5-02			MW-03-45FT		
					COLLECTION DATE:	8/15/2023			8/15/2023			8/15/2023			8/18/2023			8/18/2023			8/22/2023		
					SAMPLE DEPTH:	0-2			0-2			0-2			0-2			2-4			45		
					SAMPLE MATRIX:	SOIL			SOIL			SOIL			SOIL			SOIL			SOIL		
	NY-UNRES	NY-RESR	NY-RESRR	NY-RESC	NY-RESI																		
ANALYTE	(mg/kg)	(mg/kg)	(mg/kg)	(mg/kg)	(mg/kg)	Result	Flg	RL	Result	Flg	RL	Result	Flg	RL	Result	Flg	RL	Result	Flg	RL	Result	Flg	RL
VOCs																							
Methylene chloride	0.05	51	100	500	1000	ND		0.0057	ND		0.0052	ND		0.0065	ND		0.005	-		-	ND		0.005
1,1-Dichloroethane	0.27	19	26	240	480	ND		0.0011	ND		0.001	ND		0.0013	ND		0.001	-		-	ND		0.001
Chloroform	0.37	10	49	350	700	ND		0.0017	ND		0.0016	ND		0.002	ND		0.0015	-		-	ND		0.0015
Carbon tetrachloride	0.76	1.4	2.4	22	44	ND		0.0011	ND		0.001	ND		0.0013	ND		0.001	-		-	ND		0.001
1,2-Dichloropropane	NA	NA	NA	NA	NA	ND		0.0011	ND		0.001	ND		0.0013	ND		0.001	-		-	ND		0.001
Dibromochloromethane	NA	NA	NA	NA	NA	ND		0.0011	ND		0.001	ND		0.0013	ND		0.001	-		-	ND		0.001
1,1,2-Trichloroethane	NA	NA	NA	NA	NA	ND		0.0011	ND		0.001	ND		0.0013	ND		0.001	-		-	ND		0.001
Tetrachloroethene	1.3	5.5	19	150	300	0.00027	J	0.00057	ND		0.00052	0.0012		0.00065	ND		0.0005	-		-	0.0047		0.0005
Chlorobenzene	1.1	100	100	500	1000	ND		0.00057	ND		0.00052	ND		0.00065	ND		0.0005	-		-	ND		0.0005
Trichlorofluoromethane	NA	NA	NA	NA	NA	ND		0.0046	ND		0.0041	ND		0.0052	ND		0.004	-		-	ND		0.004
1,2-Dichloroethane	0.02	2.3	3.1	30	60	ND		0.0011	ND		0.001	ND		0.0013	ND		0.001	-		-	ND		0.001
1,1,1-Trichloroethane	0.68	100	100	500	1000	ND		0.00057	ND		0.00052	ND		0.00065	ND		0.0005	-		-	ND		0.0005
Bromodichloromethane	NA	NA	NA	NA	NA	ND		0.00057	ND		0.00052	ND		0.00065	ND		0.0005	-		-	ND		0.0005
trans-1,3-Dichloropropene	NA	NA	NA	NA	NA	ND		0.0011	ND		0.001	ND		0.0013	ND		0.001	-		-	ND		0.001
cis-1,3-Dichloropropene	NA	NA	NA	NA	NA	ND		0.00057	ND		0.00052	ND		0.00065	ND		0.0005	-		-	ND		0.0005
Bromoform	NA	NA	NA	NA	NA	ND		0.0046	ND		0.0041	ND		0.0052	ND		0.004	-		-	ND		0.004
1,1,2,2-Tetrachloroethane	NA	NA	NA	NA	NA	ND		0.00057	ND		0.00052	ND		0.00065	ND		0.0005	-		-	ND		0.0005
Benzene	0.06	2.9	4.8	44	89	ND		0.00057	ND		0.00052	ND		0.00065	ND		0.0005	-		-	0.00097		0.0005
Toluene	0.7	100	100	500	1000	ND		0.0011	ND		0.001	ND		0.0013	ND		0.001	-		-	0.0012		0.001
Ethylbenzene	1	30	41	390	780	ND		0.0011	ND		0.001	ND		0.0013	ND		0.001	-		-	0.00028	J	0.001
Chloromethane	NA	NA	NA	NA	NA	ND		0.0046	ND		0.0041	ND		0.0052	ND		0.004	-		-	ND		0.004
Bromomethane	NA	NA	NA	NA	NA	ND		0.0023	ND		0.0021	ND		0.0026	ND		0.002	-		-	ND		0.002
Vinyl chloride	0.02	0.21	0.9	13	27	ND		0.0011	ND		0.001	ND		0.0013	ND		0.001	-		-	ND		0.001
Chloroethane	NA	NA	NA	NA	NA	ND		0.0023	ND		0.0021	ND		0.0026	ND		0.002	-		-	ND		0.002
1,1-Dichloroethene	0.33	100	100	500	1000	ND		0.0011	ND		0.001	ND		0.0013	ND		0.001	-		-	ND		0.001
trans-1,2-Dichloroethene	0.19	100	100	500	1000	ND		0.0017	ND		0.0016	ND		0.002	ND		0.0015	-		-	ND		0.0015
Trichloroethene	0.47	10	21	200	400	ND		0.00057	ND		0.00052	ND		0.00065	ND		0.0005	-		-	0.0022		0.0005
1,2-Dichlorobenzene	1.1	100	100	500	1000	ND		0.0023	ND		0.0021	ND		0.0026	ND		0.002	-		-	ND		0.002
1,3-Dichlorobenzene	2.4	17	49	280	560	ND		0.0023	ND		0.0021	ND		0.0026	ND		0.002	-		-	ND		0.002
1,4-Dichlorobenzene	1.8	9.8	13	130	250	ND		0.0023	ND		0.0021	ND		0.0026	ND		0.002	-		-	ND		0.002
Methyl tert butyl ether	0.93	62	100	500	1000	ND		0.0023	ND		0.0021	ND		0.0026	ND		0.002	-		-	ND		0.002
p/m-Xylene	NA	NA	NA	NA	NA	ND		0.0023	ND		0.0021	ND		0.0026	ND		0.002	-		-	0.001	J	0.002
o-Xylene	NA	NA	NA	NA	NA	ND		0.0011	ND		0.001	ND		0.0013	ND		0.001	-		-	0.0003	J	0.001
cis-1,2-Dichloroethene	0.25	59	100	500	1000	ND		0.0011	ND		0.001	ND		0.0013	ND		0.001	-		-	ND		0.001
Styrene	NA	NA	NA	NA	NA	ND		0.0011	ND		0.001	ND		0.0013	ND		0.001	-		-	ND		0.001
Dichlorodifluoromethane	NA	NA	NA	NA	NA	ND		0.011	ND		0.01	ND		0.013	ND		0.01	-		-	ND		0.01
Acetone	0.05	100	100	500	1000	ND		0.011	ND		0.01	ND		0.013	ND		0.01	-		-	ND		0.01
Carbon disulfide	NA	NA	NA	NA	NA	ND		0.011	ND		0.01	ND		0.013	ND		0.01	-		-	ND		0.01
2-Butanone	0.12	100	100	500	1000	ND		0.011	ND		0.01	ND		0.013	ND		0.01	-		-	ND		0.01
4-Methyl-2-pentanone	NA	NA	NA	NA	NA	ND		0.011	ND		0.01	ND		0.013	ND		0.01	-		-	ND		0.01

TABLE 3

Subsurface Soil Summary
Hope on Main - 954 Main Street
Brownfield Cleanup Program

					SAMPLE ID:	K2-01-0-2FT			K3-01-0-2FT			K4-01-0-2FT			K5-01			K5-02			MW-03-45FT		
					COLLECTION DATE:	8/15/2023			8/15/2023			8/15/2023			8/18/2023			8/18/2023			8/22/2023		
					SAMPLE DEPTH:	0-2			0-2			0-2			0-2			2-4			45		
					SAMPLE MATRIX:	SOIL			SOIL			SOIL			SOIL			SOIL			SOIL		
	NY-UNRES	NY-RESR	NY-RESRR	NY-RESC	NY-RESI																		
ANALYTE	(mg/kg)	(mg/kg)	(mg/kg)	(mg/kg)	(mg/kg)	Result	Flg	RL	Result	Flg	RL	Result	Flg	RL	Result	Flg	RL	Result	Flg	RL	Result	Flg	RL
2-Hexanone	NA	NA	NA	NA	NA	ND		0.011	ND		0.01	ND		0.013	ND		0.01	-		-	ND		0.01
1,2-Dibromoethane	NA	NA	NA	NA	NA	ND		0.0011	ND		0.001	ND		0.0013	ND		0.001	-		-	ND		0.001
n-Butylbenzene	12	100	100	500	1000	ND		0.0011	ND		0.001	ND		0.0013	ND		0.001	-		-	ND		0.001
sec-Butylbenzene	11	100	100	500	1000	ND		0.0011	ND		0.001	ND		0.0013	ND		0.001	-		-	ND		0.001
tert-Butylbenzene	5.9	100	100	500	1000	ND		0.0023	ND		0.0021	ND		0.0026	ND		0.002	-		-	ND		0.002
1,2-Dibromo-3-chloropropane	NA	NA	NA	NA	NA	ND		0.0034	ND		0.0031	ND		0.0039	ND		0.003	-		-	ND		0.003
Isopropylbenzene	NA	NA	NA	NA	NA	ND		0.0011	ND		0.001	ND		0.0013	ND		0.001	-		-	ND		0.001
p-Isopropyltoluene	NA	NA	NA	NA	NA	ND		0.0011	ND		0.001	ND		0.0013	ND		0.001	-		-	ND		0.001
Naphthalene	12	100	100	500	1000	ND		0.0046	ND		0.0041	ND		0.0052	ND		0.004	-		-	ND		0.004
n-Propylbenzene	3.9	100	100	500	1000	ND		0.0011	ND		0.001	ND		0.0013	ND		0.001	-		-	ND		0.001
1,2,4-Trichlorobenzene	NA	NA	NA	NA	NA	ND		0.0023	ND		0.0021	ND		0.0026	ND		0.002	-		-	ND		0.002
1,3,5-Trimethylbenzene	8.4	47	52	190	380	ND		0.0023	ND		0.0021	ND		0.0026	ND		0.002	-		-	ND		0.002
1,2,4-Trimethylbenzene	3.6	47	52	190	380	ND		0.0023	ND		0.0021	ND		0.0026	ND		0.002	-		-	0.00036	J	0.002
Methyl Acetate	NA	NA	NA	NA	NA	ND		0.0046	ND		0.0041	ND		0.0052	ND		0.004	-		-	ND		0.004
Cyclohexane	NA	NA	NA	NA	NA	ND		0.011	ND		0.01	ND		0.013	ND		0.01	-		-	0.0036	J	0.01
Freon-113	NA	NA	NA	NA	NA	ND		0.0046	ND		0.0041	ND		0.0052	ND		0.004	-		-	ND		0.004
Methyl cyclohexane	NA	NA	NA	NA	NA	ND		0.0046	ND		0.0041	ND		0.0052	ND		0.004	-		-	0.0049		0.004
PERFLUORINATED ALKYL ACIDS																							
Perfluorobutanoic Acid (PFBA)	NA	NA	NA	NA	NA	ND		0.000796	ND		0.000793	ND		0.000782	ND		0.00079	-		-	ND		0.000788
Perfluoropentanoic Acid (PFPeA)	NA	NA	NA	NA	NA	ND		0.000398	ND		0.000396	ND		0.000391	0.000055	J	0.000395	-		-	ND		0.000394
Perfluorobutanesulfonic Acid (PFBS)	NA	NA	NA	NA	NA	ND		0.000199	ND		0.000198	ND		0.000196	ND		0.000198	-		-	ND		0.000197
1H,1H,2H,2H-Perfluorohexanesulfonic Acid (4:2FTS)	NA	NA	NA	NA	NA	ND		0.000796	ND		0.000793	ND		0.000782	ND		0.00079	-		-	ND		0.000788
Perfluorohexanoic Acid (PFHxA)	NA	NA	NA	NA	NA	ND		0.000199	ND		0.000198	ND		0.000196	ND		0.000198	-		-	ND		0.000197
Perfluoropentanesulfonic Acid (PFPeS)	NA	NA	NA	NA	NA	ND		0.000199	ND		0.000198	ND		0.000196	ND		0.000198	-		-	ND		0.000197
Perfluoroheptanoic Acid (PFHpA)	NA	NA	NA	NA	NA	ND		0.000199	ND		0.000198	ND		0.000196	0.000047	J	0.000198	-		-	ND		0.000197
Perfluorohexanesulfonic Acid (PFHxS)	NA	NA	NA	NA	NA	ND		0.000199	ND		0.000198	ND		0.000196	0.000071	J	0.000198	-		-	ND		0.000197
Perfluorooctanoic Acid (PFOA)	0.00066	0.0066	0.033	0.5	0.6	ND		0.000199	ND		0.000198	ND		0.000196	0.000174	J	0.000198	-		-	ND		0.000197
1H,1H,2H,2H-Perfluorooctanesulfonic Acid (6:2FTS)	NA	NA	NA	NA	NA	ND		0.000796	ND		0.000793	ND		0.000782	ND		0.00079	-		-	ND		0.000788
Perfluoroheptanesulfonic Acid (PFHpS)	NA	NA	NA	NA	NA	ND		0.000199	ND		0.000198	ND		0.000196	ND		0.000198	-		-	ND		0.000197
Perfluorononanoic Acid (PFNA)	NA	NA	NA	NA	NA	ND		0.000199	ND		0.000198	ND		0.000196	ND		0.000198	-		-	ND		0.000197
Perfluorooctanesulfonic Acid (PFOS)	0.00088	0.0088	0.044	0.44	0.44	ND		0.000199	ND		0.000198	ND		0.000196	0.00083		0.000198	-		-	ND		0.000197
Perfluorodecanoic Acid (PFDA)	NA	NA	NA	NA	NA	ND		0.000199	ND		0.000198	ND		0.000196	ND		0.000198	-		-	ND		0.000197
1H,1H,2H,2H-Perfluorodecanesulfonic Acid (8:2FTS)	NA	NA	NA	NA	NA	ND		0.000796	ND		0.000793	ND		0.000782	ND		0.00079	-		-	ND		0.000788
Perfluorononanesulfonic Acid (PFNS)	NA	NA	NA	NA	NA	ND		0.000199	ND		0.000198	ND		0.000196	ND		0.000198	-		-	ND		0.000197
N-Methyl Perfluorooctanesulfonamidoacetic Acid (NMeFOSAA)	NA	NA	NA	NA	NA	ND		0.000199	ND		0.000198	ND		0.000196	ND		0.000198	-		-	ND		0.000197
Perfluoroundecanoic Acid (PFUnA)	NA	NA	NA	NA	NA	ND		0.000199	ND		0.000198	ND		0.000196	ND		0.000198	-		-	ND		0.000197
Perfluorodecanesulfonic Acid (PFDS)	NA	NA	NA	NA	NA	ND		0.000199	ND		0.000198	ND		0.000196	ND		0.000198	-		-	ND		0.000197
Perfluorooctanesulfonamide (PFOSA)	NA	NA	NA	NA	NA	ND		0.000199	ND		0.000198	ND		0.000196	ND		0.000198	-		-	ND		0.000197

TABLE 3

Subsurface Soil Summary
Hope on Main - 954 Main Street
Brownfield Cleanup Program

					SAMPLE ID:	K2-01-0-2FT			K3-01-0-2FT			K4-01-0-2FT			K5-01			K5-02			MW-03-45FT		
					COLLECTION DATE:	8/15/2023			8/15/2023			8/15/2023			8/18/2023			8/18/2023			8/22/2023		
					SAMPLE DEPTH:	0-2			0-2			0-2			0-2			2-4			45		
					SAMPLE MATRIX:	SOIL			SOIL			SOIL			SOIL			SOIL			SOIL		
	NY-UNRES	NY-RESR	NY-RESRR	NY-RESC	NY-RESI																		
ANALYTE	(mg/kg)	(mg/kg)	(mg/kg)	(mg/kg)	(mg/kg)	Result	Flg	RL	Result	Flg	RL	Result	Flg	RL	Result	Flg	RL	Result	Flg	RL	Result	Flg	RL
N-Ethyl Perfluorooctanesulfonamidoacetic Acid (NEtFOSAA)	NA	NA	NA	NA	NA	ND		0.000199	ND		0.000198	ND		0.000196	ND		0.000198	-		-	ND		0.000197
Perfluorododecanoic Acid (PFDoA)	NA	NA	NA	NA	NA	ND		0.000199	ND		0.000198	ND		0.000196	ND		0.000198	-		-	ND		0.000197
Perfluorotridecanoic Acid (PFTrDA)	NA	NA	NA	NA	NA	ND		0.000199	ND		0.000198	ND		0.000196	ND		0.000198	-		-	ND		0.000197
Perfluorotetradecanoic Acid (PFTeDA)	NA	NA	NA	NA	NA	ND		0.000199	ND		0.000198	ND		0.000196	ND		0.000198	-		-	ND		0.000197
Hexafluoropropylene Oxide Dimer Acid (HFPO-DA)	NA	NA	NA	NA	NA	ND		0.000796	ND		0.000793	ND		0.000782	ND		0.00079	-		-	ND		0.000788
4,8-Dioxa-3h-Perfluorononanoic Acid (ADONA)	NA	NA	NA	NA	NA	ND		0.000796	ND		0.000793	ND		0.000782	ND		0.00079	-		-	ND		0.000788
Perfluorododecanesulfonic Acid (PFDoS)	NA	NA	NA	NA	NA	ND		0.000199	ND		0.000198	ND		0.000196	ND		0.000198	-		-	ND		0.000197
9-Chlorohexadecafluoro-3-Oxanone-1-Sulfonic Acid (9Cl-PF3ONS)	NA	NA	NA	NA	NA	ND		0.000796	ND		0.000793	ND		0.000782	ND		0.00079	-		-	ND		0.000788
11-Chloroeicosafluoro-3-Oxaundecane-1-Sulfonic Acid (11Cl-PF3OUdS)	NA	NA	NA	NA	NA	ND		0.000796	ND		0.000793	ND		0.000782	ND		0.00079	-		-	ND		0.000788
N-Methyl Perfluorooctane Sulfonamide (NMeFOSA)	NA	NA	NA	NA	NA	ND		0.000199	ND		0.000198	ND		0.000196	ND		0.000198	-		-	ND		0.000197
N-Ethyl Perfluorooctane Sulfonamide (NEtFOSA)	NA	NA	NA	NA	NA	ND		0.000199	ND		0.000198	ND		0.000196	ND		0.000198	-		-	ND		0.000197
N-Methyl Perfluorooctanesulfonamido Ethanol (NMeFOSE)	NA	NA	NA	NA	NA	ND		0.00199	ND		0.00198	ND		0.00196	ND		0.00198	-		-	ND		0.00197
N-Ethyl Perfluorooctanesulfonamido Ethanol (NEtFOSE)	NA	NA	NA	NA	NA	ND		0.00199	ND		0.00198	ND		0.00196	ND		0.00198	-		-	ND		0.00197
Perfluoro-3-Methoxypropanoic Acid (PFMPA)	NA	NA	NA	NA	NA	ND		0.000398	ND		0.000396	ND		0.000391	ND		0.000395	-		-	ND		0.000394
Perfluoro-4-Methoxybutanoic Acid (PFMBA)	NA	NA	NA	NA	NA	ND		0.000398	ND		0.000396	ND		0.000391	ND		0.000395	-		-	ND		0.000394
Perfluoro(2-Ethoxyethane)Sulfonic Acid (PFEESA)	NA	NA	NA	NA	NA	ND		0.000398	ND		0.000396	ND		0.000391	ND		0.000395	-		-	ND		0.000394
Nonafluoro-3,6-Dioxaheptanoic Acid (NFDHA)	NA	NA	NA	NA	NA	ND		0.000398	ND		0.000396	ND		0.000391	ND		0.000395	-		-	ND		0.000394
3-Perfluoropropyl Propanoic Acid (3:3FTCA)	NA	NA	NA	NA	NA	ND		0.000995	ND		0.000991	ND		0.000978	ND		0.000988	-		-	ND		0.000984
2H,2H,3H,3H-Perfluorooctanoic Acid (5:3FTCA)	NA	NA	NA	NA	NA	ND		0.00497	ND		0.00496	ND		0.00489	ND		0.00494	-		-	ND		0.00492
3-Perfluoroheptyl Propanoic Acid (7:3FTCA)	NA	NA	NA	NA	NA	ND		0.00497	ND		0.00496	ND		0.00489	ND		0.00494	-		-	ND		0.00492
SVOCs																							
Acenaphthene	20	100	100	500	1000	ND		0.14	ND		0.14	ND		0.14	0.7		0.15	-		-	ND		0.14
1,2,4-Trichlorobenzene	NA	NA	NA	NA	NA	-		-	-		-	-		-	-		-	-		-	-		-
Hexachlorobenzene	0.33	0.33	1.2	6	12	ND		0.11	ND		0.11	ND		0.11	ND		0.11	-		-	ND		0.11
Bis(2-chloroethyl)ether	NA	NA	NA	NA	NA	ND		0.16	ND		0.16	ND		0.16	ND		0.17	-		-	ND		0.16
2-Chloronaphthalene	NA	NA	NA	NA	NA	ND		0.18	ND		0.18	ND		0.18	ND		0.19	-		-	ND		0.18
3,3'-Dichlorobenzidine	NA	NA	NA	NA	NA	ND		0.18	ND		0.18	ND		0.18	ND		0.19	-		-	ND		0.18
2,4-Dinitrotoluene	NA	NA	NA	NA	NA	ND		0.18	ND		0.18	ND		0.18	ND		0.19	-		-	ND		0.18
2,6-Dinitrotoluene	NA	NA	NA	NA	NA	ND		0.18	ND		0.18	ND		0.18	ND		0.19	-		-	ND		0.18
Fluoranthene	100	100	100	500	1000	0.025	J	0.11	ND		0.11	0.027	J	0.11	9.3	E	0.11	-		-	ND		0.11
4-Chlorophenyl phenyl ether	NA	NA	NA	NA	NA	ND		0.18	ND		0.18	ND		0.18	ND		0.19	-		-	ND		0.18
4-Bromophenyl phenyl ether	NA	NA	NA	NA	NA	ND		0.18	ND		0.18	ND		0.18	ND		0.19	-		-	ND		0.18
Bis(2-chloroisopropyl)ether	NA	NA	NA	NA	NA	ND		0.22	ND		0.21	ND		0.22	ND		0.22	-		-	ND		0.22
Bis(2-chloroethoxy)methane	NA	NA	NA	NA	NA	ND		0.19	ND		0.19	ND		0.19	ND		0.2	-		-	ND		0.19

TABLE 3

Subsurface Soil Summary
Hope on Main - 954 Main Street
Brownfield Cleanup Program

					SAMPLE ID:	K2-01-0-2FT			K3-01-0-2FT			K4-01-0-2FT			K5-01			K5-02			MW-03-45FT		
					COLLECTION DATE:	8/15/2023			8/15/2023			8/15/2023			8/18/2023			8/18/2023			8/22/2023		
					SAMPLE DEPTH:	0-2			0-2			0-2			0-2			2-4			45		
					SAMPLE MATRIX:	SOIL			SOIL			SOIL			SOIL			SOIL			SOIL		
	NY-UNRES	NY-RESR	NY-RESRR	NY-RESC	NY-RESI																		
ANALYTE	(mg/kg)	(mg/kg)	(mg/kg)	(mg/kg)	(mg/kg)	Result	Flg	RL	Result	Flg	RL	Result	Flg	RL	Result	Flg	RL	Result	Flg	RL	Result	Flg	RL
Hexachlorobutadiene	NA	NA	NA	NA	NA	ND		0.18	ND		0.18	ND		0.18	ND		0.19	-		-	ND		0.18
Hexachlorocyclopentadiene	NA	NA	NA	NA	NA	ND		0.52	ND		0.51	ND		0.51	ND		0.53	-		-	ND		0.51
Hexachloroethane	NA	NA	NA	NA	NA	ND		0.14	ND		0.14	ND		0.14	ND		0.15	-		-	ND		0.14
Isophorone	NA	NA	NA	NA	NA	ND		0.16	ND		0.16	ND		0.16	ND		0.17	-		-	ND		0.16
Naphthalene	12	100	100	500	1000	ND		0.18	ND		0.18	ND		0.18	0.031	J	0.19	-		-	ND		0.18
Nitrobenzene	NA	NA	NA	NA	NA	ND		0.16	ND		0.16	ND		0.16	ND		0.17	-		-	ND		0.16
NDPA/DPA	NA	NA	NA	NA	NA	ND		0.14	ND		0.14	ND		0.14	ND		0.15	-		-	ND		0.14
n-Nitrosodi-n-propylamine	NA	NA	NA	NA	NA	ND		0.18	ND		0.18	ND		0.18	ND		0.19	-		-	ND		0.18
Bis(2-ethylhexyl)phthalate	NA	NA	NA	NA	NA	ND		0.18	ND		0.18	ND		0.18	0.54		0.19	-		-	0.064	J	0.18
Butyl benzyl phthalate	NA	NA	NA	NA	NA	ND		0.18	ND		0.18	ND		0.18	ND		0.19	-		-	ND		0.18
Di-n-butylphthalate	NA	NA	NA	NA	NA	ND		0.18	ND		0.18	ND		0.18	ND		0.19	-		-	ND		0.18
Di-n-octylphthalate	NA	NA	NA	NA	NA	ND		0.18	ND		0.18	ND		0.18	ND		0.19	-		-	ND		0.18
Diethyl phthalate	NA	NA	NA	NA	NA	ND		0.18	ND		0.18	ND		0.18	ND		0.19	-		-	ND		0.18
Dimethyl phthalate	NA	NA	NA	NA	NA	ND		0.18	ND		0.18	ND		0.18	ND		0.19	-		-	ND		0.18
Benzo(a)anthracene	1	1	1	5.6	11	ND		0.11	ND		0.11	ND		0.11	**3.2**		0.11	0.14		0.11	ND		0.11
Benzo(a)pyrene	1	1	1	1	1.1	ND		0.14	ND		0.14	ND		0.14	**3.3**		0.15	0.18		0.14	ND		0.14
Benzo(b)fluoranthene	1	1	1	5.6	11	ND		0.11	ND		0.11	ND		0.11	**4.2**		0.11	0.21		0.11	ND		0.11
Benzo(k)fluoranthene	0.8	1	3.9	56	110	ND		0.11	ND		0.11	ND		0.11	**1**		0.11	0.064	J	0.11	ND		0.11
Chrysene	1	1	3.9	56	110	ND		0.11	ND		0.11	ND		0.11	**3.1**		0.11	0.14		0.11	ND		0.11
Acenaphthylene	100	100	100	500	1000	ND		0.14	ND		0.14	ND		0.14	ND		0.15	-		-	ND		0.14
Anthracene	100	100	100	500	1000	ND		0.11	ND		0.11	ND		0.11	1.2		0.11	-		-	ND		0.11
Benzo(ghi)perylene	100	100	100	500	1000	ND		0.14	ND		0.14	ND		0.14	2.5		0.15	-		-	ND		0.14
Fluorene	30	100	100	500	1000	ND		0.18	ND		0.18	ND		0.18	0.48		0.19	-		-	ND		0.18
Phenanthrene	100	100	100	500	1000	ND		0.11	ND		0.11	ND		0.11	5.8		0.11	-		-	ND		0.11
Dibenzo(a,h)anthracene	0.33	0.33	0.33	0.56	1.1	ND		0.11	ND		0.11	ND		0.11	**0.47**		0.11	0.024	J	0.11	ND		0.11
Indeno(1,2,3-cd)pyrene	0.5	0.5	0.5	5.6	11	ND		0.14	ND		0.14	ND		0.14	**2.1**		0.15	0.12	J	0.14	ND		0.14
Pyrene	100	100	100	500	1000	0.021	J	0.11	ND		0.11	0.024	J	0.11	7.8	E	0.11	-		-	ND		0.11
Biphenyl	NA	NA	NA	NA	NA	ND		0.41	ND		0.41	ND		0.41	ND		0.42	-		-	ND		0.41
4-Chloroaniline	NA	NA	NA	NA	NA	ND		0.18	ND		0.18	ND		0.18	ND		0.19	-		-	ND		0.18
2-Nitroaniline	NA	NA	NA	NA	NA	ND		0.18	ND		0.18	ND		0.18	ND		0.19	-		-	ND		0.18
3-Nitroaniline	NA	NA	NA	NA	NA	ND		0.18	ND		0.18	ND		0.18	ND		0.19	-		-	ND		0.18
4-Nitroaniline	NA	NA	NA	NA	NA	ND		0.18	ND		0.18	ND		0.18	ND		0.19	-		-	ND		0.18
Dibenzofuran	7	14	59	350	1000	ND		0.18	ND		0.18	ND		0.18	0.21		0.19	-		-	ND		0.18
2-Methylnaphthalene	NA	NA	NA	NA	NA	ND		0.22	ND		0.21	ND		0.22	0.033	J	0.22	-		-	ND		0.22
1,2,4,5-Tetrachlorobenzene	NA	NA	NA	NA	NA	ND		0.18	ND		0.18	ND		0.18	ND		0.19	-		-	ND		0.18
Acetophenone	NA	NA	NA	NA	NA	ND		0.18	ND		0.18	ND		0.18	ND		0.19	-		-	ND		0.18
2,4,6-Trichlorophenol	NA	NA	NA	NA	NA	ND		0.11	ND		0.11	ND		0.11	ND		0.11	-		-	ND		0.11
p-Chloro-m-cresol	NA	NA	NA	NA	NA	ND		0.18	ND		0.18	ND		0.18	ND		0.19	-		-	ND		0.18
2-Chlorophenol	NA	NA	NA	NA	NA	ND		0.18	ND		0.18	ND		0.18	ND		0.19	-		-	ND		0.18
2,4-Dichlorophenol	NA	NA	NA	NA	NA	ND		0.16	ND		0.16	ND		0.16	ND		0.17	-		-	ND		0.16
2,4-Dimethylphenol	NA	NA	NA	NA	NA	ND		0.18	ND		0.18	ND		0.18	ND		0.19	-		-	ND		0.18
2-Nitrophenol	NA	NA	NA	NA	NA	ND		0.39	ND		0.39	ND		0.39	ND		0.4	-		-	ND		0.39

TABLE 3

Subsurface Soil Summary
Hope on Main - 954 Main Street
Brownfield Cleanup Program

					SAMPLE ID:	K2-01-0-2FT			K3-01-0-2FT			K4-01-0-2FT			K5-01			K5-02			MW-03-45FT		
					COLLECTION DATE:	8/15/2023			8/15/2023			8/15/2023			8/18/2023			8/18/2023			8/22/2023		
					SAMPLE DEPTH:	0-2			0-2			0-2			0-2			2-4			45		
					SAMPLE MATRIX:	SOIL			SOIL			SOIL			SOIL			SOIL			SOIL		
	NY-UNRES	NY-RESR	NY-RESRR	NY-RESC	NY-RESI																		
ANALYTE	(mg/kg)	(mg/kg)	(mg/kg)	(mg/kg)	(mg/kg)	Result	Flg	RL	Result	Flg	RL	Result	Flg	RL	Result	Flg	RL	Result	Flg	RL	Result	Flg	RL
4-Nitrophenol	NA	NA	NA	NA	NA	ND		0.25	ND		0.25	ND		0.25	ND		0.26	-		-	ND		0.25
2,4-Dinitrophenol	NA	NA	NA	NA	NA	ND		0.86	ND		0.86	ND		0.86	ND		0.9	-		-	ND		0.86
4,6-Dinitro-o-cresol	NA	NA	NA	NA	NA	ND		0.47	ND		0.46	ND		0.47	ND		0.48	-		-	ND		0.47
Pentachlorophenol	0.8	2.4	6.7	6.7	55	ND		0.14	ND		0.14	ND		0.14	ND		0.15	-		-	ND		0.14
Phenol	0.33	100	100	500	1000	ND		0.18	ND		0.18	ND		0.18	ND		0.19	-		-	ND		0.18
2-Methylphenol	0.33	100	100	500	1000	ND		0.18	ND		0.18	ND		0.18	ND		0.19	-		-	ND		0.18
3-Methylphenol/4-Methylphenol	0.33	34	100	500	1000	ND		0.26	ND		0.26	ND		0.26	ND		0.27	-		-	ND		0.26
2,4,5-Trichlorophenol	NA	NA	NA	NA	NA	ND		0.18	ND		0.18	ND		0.18	ND		0.19	-		-	ND		0.18
Benzoic Acid	NA	NA	NA	NA	NA	-		-	-		-	-		-	-		-	-		-	-		-
Benzyl Alcohol	NA	NA	NA	NA	NA	-		-	-		-	-		-	-		-	-		-	-		-
Carbazole	NA	NA	NA	NA	NA	ND		0.18	ND		0.18	ND		0.18	0.76		0.19	-		-	ND		0.18
Atrazine	NA	NA	NA	NA	NA	ND		0.14	ND		0.14	ND		0.14	ND		0.15	-		-	ND		0.14
Benzaldehyde	NA	NA	NA	NA	NA	ND		0.24	ND		0.24	ND		0.24	ND		0.25	-		-	ND		0.24
Caprolactam	NA	NA	NA	NA	NA	ND		0.18	ND		0.18	ND		0.18	ND		0.19	-		-	ND		0.18
2,3,4,6-Tetrachlorophenol	NA	NA	NA	NA	NA	ND		0.18	ND		0.18	ND		0.18	ND		0.19	-		-	ND		0.18
1,4-Dioxane	0.1	9.8	13	130	250	ND		0.027	ND		0.027	ND		0.027	ND		0.028	-		-	ND		0.027
HERBICIDES																							
2,4,5-TP (Silvex)	3.8	58	100	500	1000	-		-	-		-	-		-	ND		0.186	-		-	-		-
PESTICIDES																							
Delta-BHC	0.04	100	100	500	1000	-		-	-		-	-		-	ND		0.00181	-		-	-		-
Lindane	0.1	0.28	1.3	9.2	23	-		-	-		-	-		-	ND		0.000753	-		-	-		-
Alpha-BHC	0.02	0.097	0.48	3.4	6.8	-		-	-		-	-		-	ND		0.000753	-		-	-		-
Beta-BHC	0.036	0.072	0.36	3	14	-		-	-		-	-		-	ND		0.00181	-		-	-		-
Heptachlor	0.042	0.42	2.1	15	29	-		-	-		-	-		-	ND		0.000903	-		-	-		-
Aldrin	0.005	0.019	0.097	0.68	1.4	-		-	-		-	-		-	ND		0.00181	-		-	-		-
Heptachlor epoxide	NA	NA	NA	NA	NA	-		-	-		-	-		-	ND		0.00339	-		-	-		-
Endrin	0.014	2.2	11	89	410	-		-	-		-	-		-	ND		0.000753	-		-	-		-
Endrin aldehyde	NA	NA	NA	NA	NA	-		-	-		-	-		-	ND		0.00226	-		-	-		-
Endrin ketone	NA	NA	NA	NA	NA	-		-	-		-	-		-	ND		0.00181	-		-	-		-
Dieldrin	0.005	0.039	0.2	1.4	2.8	-		-	-		-	-		-	ND		0.00113	-		-	-		-
4,4'-DDE	0.0033	1.8	8.9	62	120	-		-	-		-	-		-	ND		0.00181	-		-	-		-
4,4'-DDD	0.0033	2.6	13	92	180	-		-	-		-	-		-	ND		0.00181	-		-	-		-
4,4'-DDT	0.0033	1.7	7.9	47	94	-		-	-		-	-		-	ND		0.00181	-		-	-		-
Endosulfan I	2.4	4.8	24	200	920	-		-	-		-	-		-	ND		0.00181	-		-	-		-
Endosulfan II	2.4	4.8	24	200	920	-		-	-		-	-		-	ND		0.00181	-		-	-		-
Endosulfan sulfate	2.4	4.8	24	200	920	-		-	-		-	-		-	ND		0.000753	-		-	-		-
Methoxychlor	NA	NA	NA	NA	NA	-		-	-		-	-		-	ND		0.00339	-		-	-		-
Toxaphene	NA	NA	NA	NA	NA	-		-	-		-	-		-	ND		0.0339	-		-	-		-
cis-Chlordane	0.094	0.91	4.2	24	47	-		-	-		-	-		-	ND		0.00226	-		-	-		-
trans-Chlordane	NA	NA	NA	NA	NA	-		-	-		-	-		-	ND		0.00226	-		-	-		-
Chlordane	NA	NA	NA	NA	NA	-		-	-		-	-		-	ND		0.015	-		-	-		-

TABLE 3

Subsurface Soil Summary
Hope on Main - 954 Main Street
Brownfield Cleanup Program

					SAMPLE ID:	K2-01-0-2FT			K3-01-0-2FT			K4-01-0-2FT			K5-01			K5-02			MW-03-45FT		
					COLLECTION DATE:	8/15/2023			8/15/2023			8/15/2023			8/18/2023			8/18/2023			8/22/2023		
					SAMPLE DEPTH:	0-2			0-2			0-2			0-2			2-4			45		
					SAMPLE MATRIX:	SOIL			SOIL			SOIL			SOIL			SOIL			SOIL		
	NY-UNRES	NY-RESR	NY-RESRR	NY-RESC	NY-RESI																		
ANALYTE	(mg/kg)	(mg/kg)	(mg/kg)	(mg/kg)	(mg/kg)	Result	Flg	RL	Result	Flg	RL	Result	Flg	RL	Result	Flg	RL	Result	Flg	RL	Result	Flg	RL
POLYCHLORINATED BIPHENYLS																							
Aroclor 1016	0.1	1	1	1	25	-		-	-		-	-		-	ND		0.0539	ND		0.0541	-		-
Aroclor 1221	0.1	1	1	1	25	-		-	-		-	-		-	ND		0.0539	ND		0.0541	-		-
Aroclor 1232	0.1	1	1	1	25	-		-	-		-	-		-	ND		0.0539	ND		0.0541	-		-
Aroclor 1242	0.1	1	1	1	25	-		-	-		-	-		-	ND		0.0539	ND		0.0541	-		-
Aroclor 1248	0.1	1	1	1	25	-		-	-		-	-		-	ND		0.0539	ND		0.0541	-		-
Aroclor 1254	0.1	1	1	1	25	-		-	-		-	-		-	0.0357	J	0.0539	ND		0.0541	-		-
Aroclor 1260	0.1	1	1	1	25	-		-	-		-	-		-	0.0589		0.0539	ND		0.0541	-		-
Aroclor 1262	0.1	1	1	1	25	-		-	-		-	-		-	ND		0.0539	ND		0.0541	-		-
Aroclor 1268	0.1	1	1	1	25	-		-	-		-	-		-	0.0707		0.0539	ND		0.0541	-		-
PCBs, Total	0.1	1	1	1	25	-		-	-		-	-		-	**0.165**	**J**	0.0539	ND		0.0541	-		-
METALS																							
Aluminum, Total	NA	NA	NA	NA	NA	5030		8.57	5240		8.19	5070		8.46	5060		9.01	-		-	2430		8.52
Antimony, Total	NA	NA	NA	NA	NA	ND		4.28	ND		4.09	ND		4.23	ND		4.5	-		-	ND		4.26
Arsenic, Total	13	16	16	16	16	2.22		0.857	1.46		0.819	2.38		0.846	2.77		0.901	-		-	1.5		0.852
Barium, Total	350	350	400	400	10000	24.1		0.857	25.6		0.819	29.4		0.846	31.7		0.901	-		-	18.6		0.852
Beryllium, Total	7.2	14	72	590	2700	0.231	J	0.428	0.255	J	0.409	0.222	J	0.423	0.274	J	0.45	-		-	0.122	J	0.426
Cadmium, Total	2.5	2.5	4.3	9.3	60	0.143	J	0.857	ND		0.819	0.151	J	0.846	0.316	J	0.901	-		-	ND		0.852
Calcium, Total	NA	NA	NA	NA	NA	20200		8.57	622		8.19	24100		8.46	52400		9.01	-		-	138000		85.2
Chromium, Total	NA	NA	NA	NA	NA	6.86		0.857	6.81		0.819	7.61		0.846	8.66		0.901	-		-	8.09		0.852
Cobalt, Total	NA	NA	NA	NA	NA	3.02		1.71	2.94		1.64	3.44		1.69	4.62		1.8	-		-	2.76		1.7
Copper, Total	50	270	270	270	10000	9.94		0.857	2.16		0.819	12.1		0.846	13.9		0.901	-		-	7.83		0.852
Iron, Total	NA	NA	NA	NA	NA	9270		4.28	9500		4.09	9970		4.23	11300		4.5	-		-	6240		4.26
Lead, Total	63	400	400	1000	3900	19.9		4.28	9.44		4.09	24.4		4.23	11.6		4.5	-		-	6.78		4.26
Magnesium, Total	NA	NA	NA	NA	NA	8410		8.57	1040		8.19	12500		8.46	20800		9.01	-		-	70700		8.52
Manganese, Total	1600	2000	2000	10000	10000	326		0.857	345		0.819	345		0.846	299		0.901	-		-	231		0.852
Mercury, Total	0.18	0.81	0.81	2.8	5.7	0.134		0.069	ND		0.068	0.072		0.069	ND		0.073	-		-	0.045	J	0.069
Nickel, Total	30	140	310	310	10000	7.1		2.14	3.84		2.05	7.79		2.12	10.6		2.25	-		-	5.99		2.13
Potassium, Total	NA	NA	NA	NA	NA	446		214	202	J	205	467		212	865		225	-		-	526		213
Selenium, Total	3.9	36	180	1500	6800	ND		1.71	ND		1.64	ND		1.69	0.366	J	1.8	-		-	ND		1.7
Silver, Total	2	36	180	1500	6800	ND		0.428	ND		0.409	ND		0.423	ND		0.45	-		-	1.89		0.426
Sodium, Total	NA	NA	NA	NA	NA	98.2	J	171	106	J	164	157	J	169	431		180	-		-	207		170
Thallium, Total	NA	NA	NA	NA	NA	ND		1.71	ND		1.64	0.39	J	1.69	0.511	J	1.8	-		-	ND		1.7
Vanadium, Total	NA	NA	NA	NA	NA	11.8		0.857	13.2		0.819	13.3		0.846	14.6		0.901	-		-	6.6		0.852
Zinc, Total	109	2200	10000	10000	10000	60.8		4.28	30.6		4.09	91		4.23	81.4		4.5	-		-	25.2		4.26
GENERAL CHEMISTRY																							
Solids, Total	NA	NA	NA	NA	NA	91.4		0.1	92.4		0.1	91.3		0.1	87.4		0.1	92.1		0.1	90.7		0.1
Cyanide, Total	27	27	27	27	10000	ND		1.1	ND		1	ND		1	ND		1.1	-		-	ND		1
Chromium, Hexavalent	1	22	110	400	800	-		-	-		-	-		-	ND		0.915	-		-	-		-

TABLE 3

Subsurface Soil Summary
Hope on Main - 954 Main Street
Brownfield Cleanup Program

					SAMPLE ID:	MW-1-35FT			MW-5-44 FT			SO-MW-02-38-40FT			SO-MW-04-52FT			TP-01-2FT			TP-02-2FT		
					COLLECTION DATE:	8/23/2023			8/24/2023			8/28/2023			8/29/2023			9/12/2023			9/12/2023		
					SAMPLE DEPTH:	35			44			38-40			52			2			2		
					SAMPLE MATRIX:	SOIL			SOIL			SOIL			SOIL			SOIL			SOIL		
	NY-UNRES	NY-RESR	NY-RESRR	NY-RESC	NY-RESI																		
ANALYTE	(mg/kg)	(mg/kg)	(mg/kg)	(mg/kg)	(mg/kg)	Result	Flg	RL	Result	Flg	RL	Result	Flg	RL	Result	Flg	RL	Result	Flg	RL	Result	Flg	RL
VOCs																							
Methylene chloride	0.05	51	100	500	1000	ND		0.0051	ND		0.0044	ND		0.0053	ND		0.004	ND		0.0055	ND		0.0079
1,1-Dichloroethane	0.27	19	26	240	480	ND		0.001	ND		0.00089	ND		0.001	0.00015	J	0.00081	ND		0.0011	ND		0.0016
Chloroform	0.37	10	49	350	700	0.0021		0.0015	ND		0.0013	ND		0.0016	ND		0.0012	ND		0.0016	ND		0.0024
Carbon tetrachloride	0.76	1.4	2.4	22	44	ND		0.001	ND		0.00089	ND		0.001	ND		0.00081	ND		0.0011	ND		0.0016
1,2-Dichloropropane	NA	NA	NA	NA	NA	ND		0.001	ND		0.00089	ND		0.001	ND		0.00081	ND		0.0011	ND		0.0016
Dibromochloromethane	NA	NA	NA	NA	NA	ND		0.001	ND		0.00089	ND		0.001	ND		0.00081	ND		0.0011	ND		0.0016
1,1,2-Trichloroethane	NA	NA	NA	NA	NA	ND		0.001	ND		0.00089	ND		0.001	ND		0.00081	ND		0.0011	ND		0.0016
Tetrachloroethene	1.3	5.5	19	150	300	ND		0.00051	ND		0.00044	ND		0.00053	0.00091		0.0004	ND		0.00055	ND		0.00079
Chlorobenzene	1.1	100	100	500	1000	ND		0.00051	ND		0.00044	ND		0.00053	ND		0.0004	ND		0.00055	ND		0.00079
Trichlorofluoromethane	NA	NA	NA	NA	NA	ND		0.0041	ND		0.0036	ND		0.0042	ND		0.0032	ND		0.0044	ND		0.0063
1,2-Dichloroethane	0.02	2.3	3.1	30	60	ND		0.001	ND		0.00089	ND		0.001	ND		0.00081	ND		0.0011	ND		0.0016
1,1,1-Trichloroethane	0.68	100	100	500	1000	ND		0.00051	ND		0.00044	ND		0.00053	0.00034	J	0.0004	ND		0.00055	ND		0.00079
Bromodichloromethane	NA	NA	NA	NA	NA	ND		0.00051	ND		0.00044	ND		0.00053	ND		0.0004	ND		0.00055	ND		0.00079
trans-1,3-Dichloropropene	NA	NA	NA	NA	NA	ND		0.001	ND		0.00089	ND		0.001	ND		0.00081	ND		0.0011	ND		0.0016
cis-1,3-Dichloropropene	NA	NA	NA	NA	NA	ND		0.00051	ND		0.00044	ND		0.00053	ND		0.0004	ND		0.00055	ND		0.00079
Bromoform	NA	NA	NA	NA	NA	ND		0.0041	ND		0.0036	ND		0.0042	ND		0.0032	ND		0.0044	ND		0.0063
1,1,2,2-Tetrachloroethane	NA	NA	NA	NA	NA	ND		0.00051	ND		0.00044	ND		0.00053	ND		0.0004	ND		0.00055	ND		0.00079
Benzene	0.06	2.9	4.8	44	89	ND		0.00051	ND		0.00044	0.00018	J	0.00053	0.00061		0.0004	ND		0.00055	ND		0.00079
Toluene	0.7	100	100	500	1000	ND		0.001	ND		0.00089	ND		0.001	0.0012		0.00081	ND		0.0011	ND		0.0016
Ethylbenzene	1	30	41	390	780	ND		0.001	ND		0.00089	ND		0.001	0.00017	J	0.00081	ND		0.0011	ND		0.0016
Chloromethane	NA	NA	NA	NA	NA	ND		0.0041	ND		0.0036	ND		0.0042	ND		0.0032	ND		0.0044	ND		0.0063
Bromomethane	NA	NA	NA	NA	NA	ND		0.002	ND		0.0018	ND		0.0021	ND		0.0016	ND		0.0022	ND		0.0032
Vinyl chloride	0.02	0.21	0.9	13	27	ND		0.001	ND		0.00089	ND		0.001	ND		0.00081	ND		0.0011	ND		0.0016
Chloroethane	NA	NA	NA	NA	NA	ND		0.002	ND		0.0018	ND		0.0021	ND		0.0016	ND		0.0022	ND		0.0032
1,1-Dichloroethene	0.33	100	100	500	1000	ND		0.001	ND		0.00089	ND		0.001	ND		0.00081	ND		0.0011	ND		0.0016
trans-1,2-Dichloroethene	0.19	100	100	500	1000	ND		0.0015	ND		0.0013	ND		0.0016	ND		0.0012	ND		0.0016	ND		0.0024
Trichloroethene	0.47	10	21	200	400	ND		0.00051	ND		0.00044	ND		0.00053	0.0025		0.0004	ND		0.00055	ND		0.00079
1,2-Dichlorobenzene	1.1	100	100	500	1000	ND		0.002	ND		0.0018	ND		0.0021	ND		0.0016	ND		0.0022	ND		0.0032
1,3-Dichlorobenzene	2.4	17	49	280	560	ND		0.002	ND		0.0018	ND		0.0021	ND		0.0016	ND		0.0022	ND		0.0032
1,4-Dichlorobenzene	1.8	9.8	13	130	250	ND		0.002	ND		0.0018	ND		0.0021	ND		0.0016	ND		0.0022	ND		0.0032
Methyl tert butyl ether	0.93	62	100	500	1000	ND		0.002	ND		0.0018	ND		0.0021	ND		0.0016	ND		0.0022	ND		0.0032
p/m-Xylene	NA	NA	NA	NA	NA	ND		0.002	ND		0.0018	ND		0.0021	0.00067	J	0.0016	ND		0.0022	ND		0.0032
o-Xylene	NA	NA	NA	NA	NA	ND		0.001	ND		0.00089	ND		0.001	0.0003	J	0.00081	ND		0.0011	ND		0.0016
cis-1,2-Dichloroethene	0.25	59	100	500	1000	ND		0.001	ND		0.00089	ND		0.001	0.00023	J	0.00081	ND		0.0011	ND		0.0016
Styrene	NA	NA	NA	NA	NA	ND		0.001	ND		0.00089	ND		0.001	ND		0.00081	ND		0.0011	ND		0.0016
Dichlorodifluoromethane	NA	NA	NA	NA	NA	ND		0.01	ND		0.0089	ND		0.01	ND		0.0081	ND		0.011	ND		0.016
Acetone	0.05	100	100	500	1000	ND		0.01	ND		0.0089	ND		0.01	ND		0.0081	0.0086	J	0.011	ND		0.016
Carbon disulfide	NA	NA	NA	NA	NA	ND		0.01	ND		0.0089	ND		0.01	ND		0.0081	ND		0.011	ND		0.016
2-Butanone	0.12	100	100	500	1000	ND		0.01	ND		0.0089	ND		0.01	ND		0.0081	ND		0.011	ND		0.016
4-Methyl-2-pentanone	NA	NA	NA	NA	NA	ND		0.01	ND		0.0089	ND		0.01	ND		0.0081	ND		0.011	ND		0.016

TABLE 3

Subsurface Soil Summary
Hope on Main - 954 Main Street
Brownfield Cleanup Program

					SAMPLE ID:	MW-1-35FT			MW-5-44 FT			SO-MW-02-38-40FT			SO-MW-04-52FT			TP-01-2FT			TP-02-2FT		
					COLLECTION DATE:	8/23/2023			8/24/2023			8/28/2023			8/29/2023			9/12/2023			9/12/2023		
					SAMPLE DEPTH:	35			44			38-40			52			2			2		
					SAMPLE MATRIX:	SOIL			SOIL			SOIL			SOIL			SOIL			SOIL		
	NY-UNRES	NY-RESR	NY-RESRR	NY-RESC	NY-RESI																		
ANALYTE	(mg/kg)	(mg/kg)	(mg/kg)	(mg/kg)	(mg/kg)	Result	Flg	RL	Result	Flg	RL	Result	Flg	RL	Result	Flg	RL	Result	Flg	RL	Result	Flg	RL
2-Hexanone	NA	NA	NA	NA	NA	ND		0.01	ND		0.0089	ND		0.01	ND		0.0081	ND		0.011	ND		0.016
1,2-Dibromoethane	NA	NA	NA	NA	NA	ND		0.001	ND		0.00089	ND		0.001	ND		0.00081	ND		0.0011	ND		0.0016
n-Butylbenzene	12	100	100	500	1000	ND		0.001	ND		0.00089	ND		0.001	ND		0.00081	ND		0.0011	ND		0.0016
sec-Butylbenzene	11	100	100	500	1000	ND		0.001	ND		0.00089	ND		0.001	ND		0.00081	ND		0.0011	ND		0.0016
tert-Butylbenzene	5.9	100	100	500	1000	ND		0.002	ND		0.0018	ND		0.0021	ND		0.0016	ND		0.0022	ND		0.0032
1,2-Dibromo-3-chloropropane	NA	NA	NA	NA	NA	ND		0.0031	ND		0.0027	ND		0.0032	ND		0.0024	ND		0.0033	ND		0.0048
Isopropylbenzene	NA	NA	NA	NA	NA	ND		0.001	ND		0.00089	ND		0.001	ND		0.00081	ND		0.0011	ND		0.0016
p-Isopropyltoluene	NA	NA	NA	NA	NA	ND		0.001	ND		0.00089	ND		0.001	ND		0.00081	ND		0.0011	ND		0.0016
Naphthalene	12	100	100	500	1000	ND		0.0041	ND		0.0036	ND		0.0042	ND		0.0032	ND		0.0044	ND		0.0063
n-Propylbenzene	3.9	100	100	500	1000	ND		0.001	ND		0.00089	ND		0.001	ND		0.00081	ND		0.0011	ND		0.0016
1,2,4-Trichlorobenzene	NA	NA	NA	NA	NA	ND		0.002	ND		0.0018	ND		0.0021	ND		0.0016	ND		0.0022	ND		0.0032
1,3,5-Trimethylbenzene	8.4	47	52	190	380	ND		0.002	ND		0.0018	ND		0.0021	ND		0.0016	ND		0.0022	ND		0.0032
1,2,4-Trimethylbenzene	3.6	47	52	190	380	ND		0.002	ND		0.0018	ND		0.0021	0.00034	J	0.0016	ND		0.0022	ND		0.0032
Methyl Acetate	NA	NA	NA	NA	NA	ND		0.0041	ND		0.0036	ND		0.0042	ND		0.0032	ND		0.0044	ND		0.0063
Cyclohexane	NA	NA	NA	NA	NA	ND		0.01	ND		0.0089	ND		0.01	0.0013	J	0.0081	ND		0.011	ND		0.016
Freon-113	NA	NA	NA	NA	NA	ND		0.0041	ND		0.0036	ND		0.0042	ND		0.0032	ND		0.0044	ND		0.0063
Methyl cyclohexane	NA	NA	NA	NA	NA	ND		0.0041	ND		0.0036	ND		0.0042	0.0018	J	0.0032	ND		0.0044	ND		0.0063
PERFLUORINATED ALKYL ACIDS																							
Perfluorobutanoic Acid (PFBA)	NA	NA	NA	NA	NA	ND		0.000785	ND		0.000796	ND		0.0008	ND		0.000753	ND		0.0008	0.000107	J	0.0008
Perfluoropentanoic Acid (PFPeA)	NA	NA	NA	NA	NA	ND		0.000392	ND		0.000398	ND		0.0004	ND		0.000376	ND		0.0004	0.000106	J	0.0004
Perfluorobutanesulfonic Acid (PFBS)	NA	NA	NA	NA	NA	ND		0.000196	ND		0.000199	ND		0.0002	ND		0.000188	ND		0.0002	ND		0.0002
1H,1H,2H,2H-Perfluorohexanesulfonic Acid (4:2FTS)	NA	NA	NA	NA	NA	ND		0.000785	ND		0.000796	ND		0.0008	ND		0.000753	ND		0.0008	ND		0.0008
Perfluorohexanoic Acid (PFHxA)	NA	NA	NA	NA	NA	ND		0.000196	ND		0.000199	ND		0.0002	ND		0.000188	ND		0.0002	0.000089	J	0.0002
Perfluoropentanesulfonic Acid (PFPeS)	NA	NA	NA	NA	NA	ND		0.000196	ND		0.000199	ND		0.0002	ND		0.000188	ND		0.0002	ND		0.0002
Perfluoroheptanoic Acid (PFHpA)	NA	NA	NA	NA	NA	ND		0.000196	ND		0.000199	ND		0.0002	ND		0.000188	ND		0.0002	0.000079	J	0.0002
Perfluorohexanesulfonic Acid (PFHxS)	NA	NA	NA	NA	NA	ND		0.000196	ND		0.000199	ND		0.0002	ND		0.000188	ND		0.0002	ND		0.0002
Perfluorooctanoic Acid (PFOA)	0.00066	0.0066	0.033	0.5	0.6	ND		0.000196	ND		0.000199	ND		0.0002	ND		0.000188	ND		0.0002	0.000201		0.0002
1H,1H,2H,2H-Perfluorooctanesulfonic Acid (6:2FTS)	NA	NA	NA	NA	NA	ND		0.000785	ND		0.000796	ND		0.0008	ND		0.000753	ND		0.0008	ND		0.0008
Perfluoroheptanesulfonic Acid (PFHpS)	NA	NA	NA	NA	NA	ND		0.000196	ND		0.000199	ND		0.0002	ND		0.000188	ND		0.0002	ND		0.0002
Perfluorononanoic Acid (PFNA)	NA	NA	NA	NA	NA	ND		0.000196	ND		0.000199	ND		0.0002	ND		0.000188	ND		0.0002	ND		0.0002
Perfluorooctanesulfonic Acid (PFOS)	0.00088	0.0088	0.044	0.44	0.44	ND		0.000196	ND		0.000199	ND		0.0002	ND		0.000188	0.000114	J	0.0002	0.000563		0.0002
Perfluorodecanoic Acid (PFDA)	NA	NA	NA	NA	NA	ND		0.000196	ND		0.000199	ND		0.0002	ND		0.000188	ND		0.0002	ND		0.0002
1H,1H,2H,2H-Perfluorodecanesulfonic Acid (8:2FTS)	NA	NA	NA	NA	NA	ND		0.000785	ND		0.000796	ND		0.0008	ND		0.000753	ND		0.0008	ND		0.0008
Perfluorononanesulfonic Acid (PFNS)	NA	NA	NA	NA	NA	ND		0.000196	ND		0.000199	ND		0.0002	ND		0.000188	ND		0.0002	ND		0.0002
N-Methyl Perfluorooctanesulfonamidoacetic Acid (NMeFOSAA)	NA	NA	NA	NA	NA	ND		0.000196	ND		0.000199	ND		0.0002	ND		0.000188	ND		0.0002	ND		0.0002
Perfluoroundecanoic Acid (PFUnA)	NA	NA	NA	NA	NA	ND		0.000196	ND		0.000199	ND		0.0002	ND		0.000188	ND		0.0002	ND		0.0002
Perfluorodecanesulfonic Acid (PFDS)	NA	NA	NA	NA	NA	ND		0.000196	ND		0.000199	ND		0.0002	ND		0.000188	ND		0.0002	ND		0.0002
Perfluorooctanesulfonamide (PFOSA)	NA	NA	NA	NA	NA	ND		0.000196	ND		0.000199	ND		0.0002	ND		0.000188	ND		0.0002	ND		0.0002

TABLE 3

Subsurface Soil Summary
Hope on Main - 954 Main Street
Brownfield Cleanup Program

					SAMPLE ID:	MW-1-35FT			MW-5-44 FT			SO-MW-02-38-40FT			SO-MW-04-52FT			TP-01-2FT			TP-02-2FT		
					COLLECTION DATE:	8/23/2023			8/24/2023			8/28/2023			8/29/2023			9/12/2023			9/12/2023		
					SAMPLE DEPTH:	35			44			38-40			52			2			2		
					SAMPLE MATRIX:	SOIL			SOIL			SOIL			SOIL			SOIL			SOIL		
	NY-UNRES	NY-RESR	NY-RESRR	NY-RESC	NY-RESI																		
ANALYTE	(mg/kg)	(mg/kg)	(mg/kg)	(mg/kg)	(mg/kg)	Result	Flg	RL	Result	Flg	RL	Result	Flg	RL	Result	Flg	RL	Result	Flg	RL	Result	Flg	RL
N-Ethyl Perfluorooctanesulfonamidoacetic Acid (NEtFOSAA)	NA	NA	NA	NA	NA	ND		0.000196	ND		0.000199	ND		0.0002	0.000079	J	0.000188	ND		0.0002	ND		0.0002
Perfluorododecanoic Acid (PFDoA)	NA	NA	NA	NA	NA	ND		0.000196	ND		0.000199	ND		0.0002	ND		0.000188	ND		0.0002	ND		0.0002
Perfluorotridecanoic Acid (PFTrDA)	NA	NA	NA	NA	NA	ND		0.000196	ND		0.000199	ND		0.0002	ND		0.000188	ND		0.0002	ND		0.0002
Perfluorotetradecanoic Acid (PFTeDA)	NA	NA	NA	NA	NA	ND		0.000196	ND		0.000199	ND		0.0002	ND		0.000188	ND		0.0002	ND		0.0002
Hexafluoropropylene Oxide Dimer Acid (HFPO-DA)	NA	NA	NA	NA	NA	ND		0.000785	ND		0.000796	ND		0.0008	ND		0.000753	ND		0.0008	ND		0.0008
4,8-Dioxa-3h-Perfluorononanoic Acid (ADONA)	NA	NA	NA	NA	NA	ND		0.000785	ND		0.000796	ND		0.0008	ND		0.000753	ND		0.0008	ND		0.0008
Perfluorododecanesulfonic Acid (PFDoS)	NA	NA	NA	NA	NA	ND		0.000196	ND		0.000199	ND		0.0002	ND		0.000188	ND		0.0002	ND		0.0002
9-Chlorohexadecafluoro-3-Oxanone-1-Sulfonic Acid (9Cl-PF3ONS)	NA	NA	NA	NA	NA	ND		0.000785	ND		0.000796	ND		0.0008	ND		0.000753	ND		0.0008	ND		0.0008
11-Chloroeicosafluoro-3-Oxaundecane-1-Sulfonic Acid (11Cl-PF3OUdS)	NA	NA	NA	NA	NA	ND		0.000785	ND		0.000796	ND		0.0008	ND		0.000753	ND		0.0008	ND		0.0008
N-Methyl Perfluorooctane Sulfonamide (NMeFOSA)	NA	NA	NA	NA	NA	ND		0.000196	ND		0.000199	ND		0.0002	ND		0.000188	ND		0.0002	ND		0.0002
N-Ethyl Perfluorooctane Sulfonamide (NEtFOSA)	NA	NA	NA	NA	NA	ND		0.000196	ND		0.000199	ND		0.0002	ND		0.000188	ND		0.0002	ND		0.0002
N-Methyl Perfluorooctanesulfonamido Ethanol (NMeFOSE)	NA	NA	NA	NA	NA	ND		0.00196	ND		0.00199	ND		0.002	ND		0.00188	ND		0.002	ND		0.002
N-Ethyl Perfluorooctanesulfonamido Ethanol (NEtFOSE)	NA	NA	NA	NA	NA	ND		0.00196	ND		0.00199	ND		0.002	ND		0.00188	ND		0.002	ND		0.002
Perfluoro-3-Methoxypropanoic Acid (PFMPA)	NA	NA	NA	NA	NA	ND		0.000392	ND		0.000398	ND		0.0004	ND		0.000376	ND		0.0004	ND		0.0004
Perfluoro-4-Methoxybutanoic Acid (PFMBA)	NA	NA	NA	NA	NA	ND		0.000392	ND		0.000398	ND		0.0004	ND		0.000376	ND		0.0004	ND		0.0004
Perfluoro(2-Ethoxyethane)Sulfonic Acid (PFEESA)	NA	NA	NA	NA	NA	ND		0.000392	ND		0.000398	ND		0.0004	ND		0.000376	ND		0.0004	ND		0.0004
Nonafluoro-3,6-Dioxaheptanoic Acid (NFDHA)	NA	NA	NA	NA	NA	ND		0.000392	ND		0.000398	ND		0.0004	ND		0.000376	ND		0.0004	ND		0.0004
3-Perfluoropropyl Propanoic Acid (3:3FTCA)	NA	NA	NA	NA	NA	ND		0.000981	ND		0.000994	ND		0.001	ND		0.000941	ND		0.001	ND		0.001
2H,2H,3H,3H-Perfluorooctanoic Acid (5:3FTCA)	NA	NA	NA	NA	NA	ND		0.00491	ND		0.00497	ND		0.005	ND		0.0047	ND		0.005	ND		0.005
3-Perfluoroheptyl Propanoic Acid (7:3FTCA)	NA	NA	NA	NA	NA	ND		0.00491	ND		0.00497	ND		0.005	ND		0.0047	ND		0.005	ND		0.005
SVOCs																							
Acenaphthene	20	100	100	500	1000	ND		0.16	ND		0.16	ND		0.17	ND		0.14	0.09	J	0.15	ND		0.15
1,2,4-Trichlorobenzene	NA	NA	NA	NA	NA	-		-	-		-	-		-	-		-	-		-	ND		0.18
Hexachlorobenzene	0.33	0.33	1.2	6	12	ND		0.12	ND		0.12	ND		0.13	ND		0.11	ND		0.11	ND		0.11
Bis(2-chloroethyl)ether	NA	NA	NA	NA	NA	ND		0.18	ND		0.18	ND		0.19	ND		0.16	ND		0.17	ND		0.16
2-Chloronaphthalene	NA	NA	NA	NA	NA	ND		0.2	ND		0.19	ND		0.21	ND		0.18	ND		0.19	ND		0.18
3,3'-Dichlorobenzidine	NA	NA	NA	NA	NA	ND		0.2	ND		0.19	ND		0.21	ND		0.18	ND		0.19	ND		0.18
2,4-Dinitrotoluene	NA	NA	NA	NA	NA	ND		0.2	ND		0.19	ND		0.21	ND		0.18	ND		0.19	ND		0.18
2,6-Dinitrotoluene	NA	NA	NA	NA	NA	ND		0.2	ND		0.19	ND		0.21	ND		0.18	ND		0.19	ND		0.18
Fluoranthene	100	100	100	500	1000	ND		0.12	ND		0.12	ND		0.13	ND		0.11	1.6		0.11	0.29		0.11
4-Chlorophenyl phenyl ether	NA	NA	NA	NA	NA	ND		0.2	ND		0.19	ND		0.21	ND		0.18	ND		0.19	ND		0.18
4-Bromophenyl phenyl ether	NA	NA	NA	NA	NA	ND		0.2	ND		0.19	ND		0.21	ND		0.18	ND		0.19	ND		0.18
Bis(2-chloroisopropyl)ether	NA	NA	NA	NA	NA	ND		0.24	ND		0.23	ND		0.25	ND		0.21	ND		0.23	ND		0.22
Bis(2-chloroethoxy)methane	NA	NA	NA	NA	NA	ND		0.22	ND		0.21	ND		0.23	ND		0.19	ND		0.2	ND		0.2

TABLE 3

Subsurface Soil Summary
Hope on Main - 954 Main Street
Brownfield Cleanup Program

					SAMPLE ID:	MW-1-35FT			MW-5-44 FT			SO-MW-02-38-40FT			SO-MW-04-52FT			TP-01-2FT			TP-02-2FT		
					COLLECTION DATE:	8/23/2023			8/24/2023			8/28/2023			8/29/2023			9/12/2023			9/12/2023		
					SAMPLE DEPTH:	35			44			38-40			52			2			2		
					SAMPLE MATRIX:	SOIL			SOIL			SOIL			SOIL			SOIL			SOIL		
	NY-UNRES	NY-RESR	NY-RESRR	NY-RESC	NY-RESI																		
ANALYTE	(mg/kg)	(mg/kg)	(mg/kg)	(mg/kg)	(mg/kg)	Result	Flg	RL	Result	Flg	RL	Result	Flg	RL	Result	Flg	RL	Result	Flg	RL	Result	Flg	RL
Hexachlorobutadiene	NA	NA	NA	NA	NA	ND		0.2	ND		0.19	ND		0.21	ND		0.18	ND		0.19	ND		0.18
Hexachlorocyclopentadiene	NA	NA	NA	NA	NA	ND		0.58	ND		0.56	ND		0.6	ND		0.51	ND		0.54	ND		0.52
Hexachloroethane	NA	NA	NA	NA	NA	ND		0.16	ND		0.16	ND		0.17	ND		0.14	ND		0.15	ND		0.15
Isophorone	NA	NA	NA	NA	NA	ND		0.18	ND		0.18	ND		0.19	ND		0.16	ND		0.17	ND		0.16
Naphthalene	12	100	100	500	1000	ND		0.2	ND		0.19	ND		0.21	ND		0.18	0.068	J	0.19	ND		0.18
Nitrobenzene	NA	NA	NA	NA	NA	ND		0.18	ND		0.18	ND		0.19	ND		0.16	ND		0.17	ND		0.16
NDPA/DPA	NA	NA	NA	NA	NA	ND		0.16	ND		0.16	ND		0.17	ND		0.14	ND		0.15	ND		0.15
n-Nitrosodi-n-propylamine	NA	NA	NA	NA	NA	ND		0.2	ND		0.19	ND		0.21	ND		0.18	ND		0.19	ND		0.18
Bis(2-ethylhexyl)phthalate	NA	NA	NA	NA	NA	ND		0.2	ND		0.19	ND		0.21	ND		0.18	ND		0.19	ND		0.18
Butyl benzyl phthalate	NA	NA	NA	NA	NA	ND		0.2	ND		0.19	ND		0.21	ND		0.18	ND		0.19	ND		0.18
Di-n-butylphthalate	NA	NA	NA	NA	NA	ND		0.2	ND		0.19	ND		0.21	ND		0.18	ND		0.19	ND		0.18
Di-n-octylphthalate	NA	NA	NA	NA	NA	ND		0.2	ND		0.19	ND		0.21	ND		0.18	ND		0.19	ND		0.18
Diethyl phthalate	NA	NA	NA	NA	NA	ND		0.2	ND		0.19	ND		0.21	ND		0.18	ND		0.19	ND		0.18
Dimethyl phthalate	NA	NA	NA	NA	NA	ND		0.2	ND		0.19	ND		0.21	ND		0.18	ND		0.19	ND		0.18
Benzo(a)anthracene	1	1	1	5.6	11	ND		0.12	ND		0.12	ND		0.13	ND		0.11	0.96		0.11	0.14		0.11
Benzo(a)pyrene	1	1	1	1	1.1	ND		0.16	ND		0.16	ND		0.17	ND		0.14	**1**		0.15	0.15		0.15
Benzo(b)fluoranthene	1	1	1	5.6	11	ND		0.12	ND		0.12	ND		0.13	ND		0.11	**1.4**		0.11	0.2		0.11
Benzo(k)fluoranthene	0.8	1	3.9	56	110	ND		0.12	ND		0.12	ND		0.13	ND		0.11	0.48		0.11	0.072	J	0.11
Chrysene	1	1	3.9	56	110	ND		0.12	ND		0.12	ND		0.13	ND		0.11	**1**		0.11	0.16		0.11
Acenaphthylene	100	100	100	500	1000	ND		0.16	ND		0.16	ND		0.17	ND		0.14	0.099	J	0.15	ND		0.15
Anthracene	100	100	100	500	1000	ND		0.12	ND		0.12	ND		0.13	ND		0.11	0.26		0.11	ND		0.11
Benzo(ghi)perylene	100	100	100	500	1000	ND		0.16	ND		0.16	ND		0.17	ND		0.14	0.78		0.15	0.098	J	0.15
Fluorene	30	100	100	500	1000	ND		0.2	ND		0.19	ND		0.21	ND		0.18	0.076	J	0.19	ND		0.18
Phenanthrene	100	100	100	500	1000	ND		0.12	ND		0.12	ND		0.13	ND		0.11	0.72		0.11	0.11		0.11
Dibenzo(a,h)anthracene	0.33	0.33	0.33	0.56	1.1	ND		0.12	ND		0.12	ND		0.13	ND		0.11	0.17		0.11	0.022	J	0.11
Indeno(1,2,3-cd)pyrene	0.5	0.5	0.5	5.6	11	ND		0.16	ND		0.16	ND		0.17	ND		0.14	**0.85**		0.15	0.11	J	0.15
Pyrene	100	100	100	500	1000	ND		0.12	ND		0.12	ND		0.13	ND		0.11	1.4		0.11	0.24		0.11
Biphenyl	NA	NA	NA	NA	NA	ND		0.47	ND		0.44	ND		0.48	ND		0.41	ND		0.43	ND		0.42
4-Chloroaniline	NA	NA	NA	NA	NA	ND		0.2	ND		0.19	ND		0.21	ND		0.18	ND		0.19	ND		0.18
2-Nitroaniline	NA	NA	NA	NA	NA	ND		0.2	ND		0.19	ND		0.21	ND		0.18	ND		0.19	ND		0.18
3-Nitroaniline	NA	NA	NA	NA	NA	ND		0.2	ND		0.19	ND		0.21	ND		0.18	ND		0.19	ND		0.18
4-Nitroaniline	NA	NA	NA	NA	NA	ND		0.2	ND		0.19	ND		0.21	ND		0.18	ND		0.19	ND		0.18
Dibenzofuran	7	14	59	350	1000	ND		0.2	ND		0.19	ND		0.21	ND		0.18	0.051	J	0.19	ND		0.18
2-Methylnaphthalene	NA	NA	NA	NA	NA	ND		0.24	ND		0.23	ND		0.25	ND		0.21	0.035	J	0.23	ND		0.22
1,2,4,5-Tetrachlorobenzene	NA	NA	NA	NA	NA	ND		0.2	ND		0.19	ND		0.21	ND		0.18	ND		0.19	ND		0.18
Acetophenone	NA	NA	NA	NA	NA	ND		0.2	ND		0.19	ND		0.21	ND		0.18	0.033	J	0.19	ND		0.18
2,4,6-Trichlorophenol	NA	NA	NA	NA	NA	ND		0.12	ND		0.12	ND		0.13	ND		0.11	ND		0.11	ND		0.11
p-Chloro-m-cresol	NA	NA	NA	NA	NA	ND		0.2	ND		0.19	ND		0.21	ND		0.18	ND		0.19	ND		0.18
2-Chlorophenol	NA	NA	NA	NA	NA	ND		0.2	ND		0.19	ND		0.21	ND		0.18	ND		0.19	ND		0.18
2,4-Dichlorophenol	NA	NA	NA	NA	NA	ND		0.18	ND		0.18	ND		0.19	ND		0.16	ND		0.17	ND		0.16
2,4-Dimethylphenol	NA	NA	NA	NA	NA	ND		0.2	ND		0.19	ND		0.21	ND		0.18	ND		0.19	ND		0.18
2-Nitrophenol	NA	NA	NA	NA	NA	ND		0.44	ND		0.42	ND		0.46	ND		0.39	ND		0.41	ND		0.4

TABLE 3

Subsurface Soil Summary
Hope on Main - 954 Main Street
Brownfield Cleanup Program

					SAMPLE ID:	MW-1-35FT			MW-5-44 FT			SO-MW-02-38-40FT			SO-MW-04-52FT			TP-01-2FT			TP-02-2FT		
					COLLECTION DATE:	8/23/2023			8/24/2023			8/28/2023			8/29/2023			9/12/2023			9/12/2023		
					SAMPLE DEPTH:	35			44			38-40			52			2			2		
					SAMPLE MATRIX:	SOIL			SOIL			SOIL			SOIL			SOIL			SOIL		
	NY-UNRES	NY-RESR	NY-RESRR	NY-RESC	NY-RESI																		
ANALYTE	(mg/kg)	(mg/kg)	(mg/kg)	(mg/kg)	(mg/kg)	Result	Flg	RL	Result	Flg	RL	Result	Flg	RL	Result	Flg	RL	Result	Flg	RL	Result	Flg	RL
4-Nitrophenol	NA	NA	NA	NA	NA	ND		0.29	ND		0.27	ND		0.3	ND		0.25	ND		0.26	ND		0.26
2,4-Dinitrophenol	NA	NA	NA	NA	NA	ND		0.98	ND		0.93	ND		1	ND		0.86	ND		0.9	ND		0.88
4,6-Dinitro-o-cresol	NA	NA	NA	NA	NA	ND		0.53	ND		0.51	ND		0.55	ND		0.46	ND		0.49	ND		0.48
Pentachlorophenol	0.8	2.4	6.7	6.7	55	ND		0.16	ND		0.16	ND		0.17	ND		0.14	ND		0.15	ND		0.15
Phenol	0.33	100	100	500	1000	ND		0.2	ND		0.19	ND		0.21	ND		0.18	ND		0.19	ND		0.18
2-Methylphenol	0.33	100	100	500	1000	ND		0.2	ND		0.19	ND		0.21	ND		0.18	ND		0.19	ND		0.18
3-Methylphenol/4-Methylphenol	0.33	34	100	500	1000	ND		0.29	ND		0.28	ND		0.3	ND		0.26	ND		0.27	ND		0.26
2,4,5-Trichlorophenol	NA	NA	NA	NA	NA	ND		0.2	ND		0.19	ND		0.21	ND		0.18	ND		0.19	ND		0.18
Benzoic Acid	NA	NA	NA	NA	NA	-		-	-		-	-		-	-		-	-		-	ND		0.59
Benzyl Alcohol	NA	NA	NA	NA	NA	-		-	-		-	-		-	-		-	-		-	ND		0.18
Carbazole	NA	NA	NA	NA	NA	ND		0.2	ND		0.19	ND		0.21	ND		0.18	0.09	J	0.19	0.018	J	0.18
Atrazine	NA	NA	NA	NA	NA	ND		0.16	ND		0.16	ND		0.17	ND		0.14	ND		0.15	-	-	-
Benzaldehyde	NA	NA	NA	NA	NA	ND		0.27	ND		0.26	ND		0.28	ND		0.24	ND		0.25	-	-	-
Caprolactam	NA	NA	NA	NA	NA	ND		0.2	ND		0.19	ND		0.21	ND		0.18	ND		0.19	-	-	-
2,3,4,6-Tetrachlorophenol	NA	NA	NA	NA	NA	ND		0.2	ND		0.19	ND		0.21	ND		0.18	ND		0.19	-	-	-
1,4-Dioxane	0.1	9.8	13	130	250	ND		0.031	ND		0.029	ND		0.032	ND		0.027	ND		0.028	ND		0.027
HERBICIDES																							
2,4,5-TP (Silvex)	3.8	58	100	500	1000	-		-	-		-	ND		0.211	ND		0.179	ND		0.189	ND		0.182
PESTICIDES																							
Delta-BHC	0.04	100	100	500	1000	-		-	-		-	ND		0.00207	ND		0.00166	ND		0.00178	ND		0.00168
Lindane	0.1	0.28	1.3	9.2	23	-		-	-		-	ND		0.000862	ND		0.000693	ND		0.000742	ND		0.000702
Alpha-BHC	0.02	0.097	0.48	3.4	6.8	-		-	-		-	ND		0.000862	ND		0.000693	ND		0.000742	ND		0.000702
Beta-BHC	0.036	0.072	0.36	3	14	-		-	-		-	ND		0.00207	ND		0.00166	ND		0.00178	ND		0.00168
Heptachlor	0.042	0.42	2.1	15	29	-		-	-		-	ND		0.00103	ND		0.000831	ND		0.000891	ND		0.000842
Aldrin	0.005	0.019	0.097	0.68	1.4	-		-	-		-	ND		0.00207	ND		0.00166	ND		0.00178	ND		0.00168
Heptachlor epoxide	NA	NA	NA	NA	NA	-		-	-		-	ND		0.00388	ND		0.00312	ND		0.00334	ND		0.00316
Endrin	0.014	2.2	11	89	410	-		-	-		-	ND		0.000862	ND		0.000693	ND		0.000742	ND		0.000702
Endrin aldehyde	NA	NA	NA	NA	NA	-		-	-		-	ND		0.00258	ND		0.00208	ND		0.00223	ND		0.00211
Endrin ketone	NA	NA	NA	NA	NA	-		-	-		-	ND		0.00207	ND		0.00166	ND		0.00178	ND		0.00168
Dieldrin	0.005	0.039	0.2	1.4	2.8	-		-	-		-	ND		0.00129	ND		0.00104	ND		0.00111	ND		0.00105
4,4'-DDE	0.0033	1.8	8.9	62	120	-		-	-		-	ND		0.00207	ND		0.00166	0.00204		0.00178	0.00244		0.00168
4,4'-DDD	0.0033	2.6	13	92	180	-		-	-		-	ND		0.00207	ND		0.00166	ND		0.00178	ND		0.00168
4,4'-DDT	0.0033	1.7	7.9	47	94	-		-	-		-	ND		0.00207	ND		0.00166	0.0018	IP	0.00178	0.00318		0.00168
Endosulfan I	2.4	4.8	24	200	920	-		-	-		-	ND		0.00207	ND		0.00166	ND		0.00178	ND		0.00168
Endosulfan II	2.4	4.8	24	200	920	-		-	-		-	ND		0.00207	ND		0.00166	ND		0.00178	ND		0.00168
Endosulfan sulfate	2.4	4.8	24	200	920	-		-	-		-	ND		0.000862	ND		0.000693	ND		0.000742	ND		0.000702
Methoxychlor	NA	NA	NA	NA	NA	-		-	-		-	ND		0.00388	ND		0.00312	ND		0.00334	ND		0.00316
Toxaphene	NA	NA	NA	NA	NA	-		-	-		-	ND		0.0388	ND		0.0312	ND		0.0334	ND		0.0316
cis-Chlordane	0.094	0.91	4.2	24	47	-		-	-		-	ND		0.00258	ND		0.00208	ND		0.00223	ND		0.00211
trans-Chlordane	NA	NA	NA	NA	NA	-		-	-		-	ND		0.00258	ND		0.00208	ND		0.00223	ND		0.00211
Chlordane	NA	NA	NA	NA	NA	-		-	-		-	ND		0.0172	ND		0.0138	ND		0.0148	ND		0.014

TABLE 3

Subsurface Soil Summary
Hope on Main - 954 Main Street
Brownfield Cleanup Program

					SAMPLE ID:	MW-1-35FT			MW-5-44 FT			SO-MW-02-38-40FT			SO-MW-04-52FT			TP-01-2FT			TP-02-2FT		
					COLLECTION DATE:	8/23/2023			8/24/2023			8/28/2023			8/29/2023			9/12/2023			9/12/2023		
					SAMPLE DEPTH:	35			44			38-40			52			2			2		
					SAMPLE MATRIX:	SOIL			SOIL			SOIL			SOIL			SOIL			SOIL		
	NY-UNRES	NY-RESR	NY-RESRR	NY-RESC	NY-RESI																		
ANALYTE	(mg/kg)	(mg/kg)	(mg/kg)	(mg/kg)	(mg/kg)	Result	Flg	RL	Result	Flg	RL	Result	Flg	RL	Result	Flg	RL	Result	Flg	RL	Result	Flg	RL
POLYCHLORINATED BIPHENYLS																							
Aroclor 1016	0.1	1	1	1	25	-		-	-		-	ND		0.062	ND		0.0523	ND		0.0561	ND		0.0525
Aroclor 1221	0.1	1	1	1	25	-		-	-		-	ND		0.062	ND		0.0523	ND		0.0561	ND		0.0525
Aroclor 1232	0.1	1	1	1	25	-		-	-		-	ND		0.062	ND		0.0523	ND		0.0561	ND		0.0525
Aroclor 1242	0.1	1	1	1	25	-		-	-		-	ND		0.062	ND		0.0523	0.0143	J	0.0561	ND		0.0525
Aroclor 1248	0.1	1	1	1	25	-		-	-		-	ND		0.062	ND		0.0523	ND		0.0561	ND		0.0525
Aroclor 1254	0.1	1	1	1	25	-		-	-		-	ND		0.062	ND		0.0523	0.0311	J	0.0561	0.00828	J	0.0525
Aroclor 1260	0.1	1	1	1	25	-		-	-		-	ND		0.062	ND		0.0523	0.0134	J	0.0561	ND		0.0525
Aroclor 1262	0.1	1	1	1	25	-		-	-		-	ND		0.062	ND		0.0523	ND		0.0561	ND		0.0525
Aroclor 1268	0.1	1	1	1	25	-		-	-		-	ND		0.062	ND		0.0523	ND		0.0561	ND		0.0525
PCBs, Total	0.1	1	1	1	25	-		-	-		-	ND		0.062	ND		0.0523	0.0588	J	0.0561	0.00828	J	0.0525
METALS																							
Aluminum, Total	NA	NA	NA	NA	NA	1640		9.72	1320		9.14	2970		9.81	1680		8.66	5870		9	6270		8.62
Antimony, Total	NA	NA	NA	NA	NA	ND		4.86	ND		4.57	ND		4.9	ND		4.33	0.441	J	4.5	ND		4.31
Arsenic, Total	13	16	16	16	16	1.2		0.972	0.488	J	0.914	1.88		0.981	1.67		0.866	5.59		0.9	4.48		0.862
Barium, Total	350	350	400	400	10000	10.4		0.972	8.54		0.914	35.7		0.981	8.86		0.866	64		0.9	47.2		0.862
Beryllium, Total	7.2	14	72	590	2700	0.077	J	0.486	0.06	J	0.457	0.156	J	0.49	0.089	J	0.433	0.426	J	0.45	0.366	J	0.431
Cadmium, Total	2.5	2.5	4.3	9.3	60	0.106	J	0.972	ND		0.914	0.133	J	0.981	ND		0.866	0.334	J	0.9	0.259	J	0.862
Calcium, Total	NA	NA	NA	NA	NA	52100		9.72	39500		9.14	61000		9.81	90600		21.6	53700		9	19200		8.62
Chromium, Total	NA	NA	NA	NA	NA	3.65		0.972	4		0.914	6.25		0.981	3.11		0.866	9.65		0.9	14.9		0.862
Cobalt, Total	NA	NA	NA	NA	NA	1.81	J	1.94	1.23	J	1.83	2.86		1.96	1.36	J	1.73	3.38		1.8	4.2		1.72
Copper, Total	50	270	270	270	10000	6.63		0.972	5.21		0.914	8.35		0.981	20.1		0.866	17.6		0.9	16		0.862
Iron, Total	NA	NA	NA	NA	NA	5540		4.86	4210		4.57	8530		4.9	4700		4.33	10600		4.5	10800		4.31
Lead, Total	63	400	400	1000	3900	8.82		4.86	5.53		4.57	11.6		4.9	4.04	J	4.33	**281**		4.5	48.1		4.31
Magnesium, Total	NA	NA	NA	NA	NA	25100		9.72	18000		9.14	27100		9.81	47400		8.66	9980		9	6580		8.62
Manganese, Total	1600	2000	2000	10000	10000	207		0.972	154		0.914	311		0.981	176		0.866	411		0.9	349		0.862
Mercury, Total	0.18	0.81	0.81	2.8	5.7	ND		0.079	ND		0.075	ND		0.083	ND		0.078	**0.293**		0.085	0.085	J	0.087
Nickel, Total	30	140	310	310	10000	3.48		2.43	2.87		2.29	5.82		2.45	3.73		2.16	7.4		2.25	9.92		2.15
Potassium, Total	NA	NA	NA	NA	NA	338		243	248		229	575		245	297		216	400		225	324		215
Selenium, Total	3.9	36	180	1500	6800	0.486	J	1.94	ND		1.83	ND		1.96	ND		1.73	ND		1.8	ND		1.72
Silver, Total	2	36	180	1500	6800	0.851		0.486	0.707		0.457	ND		0.49	ND		0.433	ND		0.45	ND		0.431
Sodium, Total	NA	NA	NA	NA	NA	550		194	264		183	192	J	196	142	J	173	752		180	133	J	172
Thallium, Total	NA	NA	NA	NA	NA	1.1	J	1.94	ND		1.83	0.444	J	1.96	ND		1.73	ND		1.8	ND		1.72
Vanadium, Total	NA	NA	NA	NA	NA	7.82		0.972	6.1		0.914	11.6		0.981	5.42		0.866	12		0.9	13.7		0.862
Zinc, Total	109	2200	10000	10000	10000	65.9		4.86	41.7		4.57	56.7		4.9	22.3		4.33	**137**		4.5	**140**		4.31
GENERAL CHEMISTRY																							
Solids, Total	NA	NA	NA	NA	NA	79.6		0.1	83.8		0.1	77.3		0.1	91.6		0.1	87.4		0.1	90.1		0.1
Cyanide, Total	27	27	27	27	10000	ND		1.2	ND		1.2	ND		1.3	ND		1	0.57	J	1.1	ND		1
Chromium, Hexavalent	1	22	110	400	800	-		-	-		-	ND		1.03	ND		0.873	ND		0.915	ND		0.888

TABLE 3

Subsurface Soil Summary
Hope on Main - 954 Main Street
Brownfield Cleanup Program

					SAMPLE ID:	TP-03-2FT			TP-04-2FT			TP-05-2FT		
					COLLECTION DATE:	9/12/2023			9/12/2023			9/12/2023		
					SAMPLE DEPTH:	2			2			2		
					SAMPLE MATRIX:	SOIL			SOIL			SOIL		
	NY-UNRES	NY-RESR	NY-RESRR	NY-RESC	NY-RESI									
ANALYTE	(mg/kg)	(mg/kg)	(mg/kg)	(mg/kg)	(mg/kg)	Result	Flg	RL	Result	Flg	RL	Result	Flg	RL
VOCs														
Methylene chloride	0.05	51	100	500	1000	ND		0.0065	ND		0.0069	ND		0.0056
1,1-Dichloroethane	0.27	19	26	240	480	ND		0.0013	ND		0.0014	ND		0.0011
Chloroform	0.37	10	49	350	700	ND		0.0019	ND		0.0021	ND		0.0017
Carbon tetrachloride	0.76	1.4	2.4	22	44	ND		0.0013	ND		0.0014	ND		0.0011
1,2-Dichloropropane	NA	NA	NA	NA	NA	ND		0.0013	ND		0.0014	ND		0.0011
Dibromochloromethane	NA	NA	NA	NA	NA	ND		0.0013	ND		0.0014	ND		0.0011
1,1,2-Trichloroethane	NA	NA	NA	NA	NA	ND		0.0013	ND		0.0014	ND		0.0011
Tetrachloroethene	1.3	5.5	19	150	300	ND		0.00065	ND		0.00069	ND		0.00056
Chlorobenzene	1.1	100	100	500	1000	ND		0.00065	ND		0.00069	ND		0.00056
Trichlorofluoromethane	NA	NA	NA	NA	NA	ND		0.0052	ND		0.0055	ND		0.0045
1,2-Dichloroethane	0.02	2.3	3.1	30	60	ND		0.0013	ND		0.0014	ND		0.0011
1,1,1-Trichloroethane	0.68	100	100	500	1000	ND		0.00065	ND		0.00069	ND		0.00056
Bromodichloromethane	NA	NA	NA	NA	NA	ND		0.00065	ND		0.00069	ND		0.00056
trans-1,3-Dichloropropene	NA	NA	NA	NA	NA	ND		0.0013	ND		0.0014	ND		0.0011
cis-1,3-Dichloropropene	NA	NA	NA	NA	NA	ND		0.00065	ND		0.00069	ND		0.00056
Bromoform	NA	NA	NA	NA	NA	ND		0.0052	ND		0.0055	ND		0.0045
1,1,2,2-Tetrachloroethane	NA	NA	NA	NA	NA	ND		0.00065	ND		0.00069	ND		0.00056
Benzene	0.06	2.9	4.8	44	89	ND		0.00065	ND		0.00069	ND		0.00056
Toluene	0.7	100	100	500	1000	ND		0.0013	ND		0.0014	ND		0.0011
Ethylbenzene	1	30	41	390	780	ND		0.0013	ND		0.0014	ND		0.0011
Chloromethane	NA	NA	NA	NA	NA	ND		0.0052	ND		0.0055	ND		0.0045
Bromomethane	NA	NA	NA	NA	NA	ND		0.0026	ND		0.0028	ND		0.0022
Vinyl chloride	0.02	0.21	0.9	13	27	ND		0.0013	ND		0.0014	ND		0.0011
Chloroethane	NA	NA	NA	NA	NA	ND		0.0026	ND		0.0028	ND		0.0022
1,1-Dichloroethene	0.33	100	100	500	1000	ND		0.0013	ND		0.0014	ND		0.0011
trans-1,2-Dichloroethene	0.19	100	100	500	1000	ND		0.0019	ND		0.0021	ND		0.0017
Trichloroethene	0.47	10	21	200	400	ND		0.00065	ND		0.00069	ND		0.00056
1,2-Dichlorobenzene	1.1	100	100	500	1000	ND		0.0026	ND		0.0028	ND		0.0022
1,3-Dichlorobenzene	2.4	17	49	280	560	ND		0.0026	ND		0.0028	ND		0.0022
1,4-Dichlorobenzene	1.8	9.8	13	130	250	ND		0.0026	ND		0.0028	ND		0.0022
Methyl tert butyl ether	0.93	62	100	500	1000	ND		0.0026	ND		0.0028	ND		0.0022
p/m-Xylene	NA	NA	NA	NA	NA	ND		0.0026	ND		0.0028	ND		0.0022
o-Xylene	NA	NA	NA	NA	NA	ND		0.0013	ND		0.0014	ND		0.0011
cis-1,2-Dichloroethene	0.25	59	100	500	1000	ND		0.0013	ND		0.0014	ND		0.0011
Styrene	NA	NA	NA	NA	NA	ND		0.0013	ND		0.0014	ND		0.0011
Dichlorodifluoromethane	NA	NA	NA	NA	NA	ND		0.013	ND		0.014	ND		0.011
Acetone	0.05	100	100	500	1000	ND		0.013	ND		0.014	ND		0.011
Carbon disulfide	NA	NA	NA	NA	NA	ND		0.013	ND		0.014	ND		0.011
2-Butanone	0.12	100	100	500	1000	ND		0.013	ND		0.014	ND		0.011
4-Methyl-2-pentanone	NA	NA	NA	NA	NA	ND		0.013	ND		0.014	ND		0.011

TABLE 3

Subsurface Soil Summary
Hope on Main - 954 Main Street
Brownfield Cleanup Program

					SAMPLE ID:	TP-03-2FT			TP-04-2FT			TP-05-2FT		
					COLLECTION DATE:	9/12/2023			9/12/2023			9/12/2023		
					SAMPLE DEPTH:	2			2			2		
					SAMPLE MATRIX:	SOIL			SOIL			SOIL		
	NY-UNRES	NY-RESR	NY-RESRR	NY-RESC	NY-RESI									
ANALYTE	(mg/kg)	(mg/kg)	(mg/kg)	(mg/kg)	(mg/kg)	Result	Flg	RL	Result	Flg	RL	Result	Flg	RL
2-Hexanone	NA	NA	NA	NA	NA	ND		0.013	ND		0.014	ND		0.011
1,2-Dibromoethane	NA	NA	NA	NA	NA	ND		0.0013	ND		0.0014	ND		0.0011
n-Butylbenzene	12	100	100	500	1000	ND		0.0013	ND		0.0014	ND		0.0011
sec-Butylbenzene	11	100	100	500	1000	ND		0.0013	ND		0.0014	ND		0.0011
tert-Butylbenzene	5.9	100	100	500	1000	ND		0.0026	ND		0.0028	ND		0.0022
1,2-Dibromo-3-chloropropane	NA	NA	NA	NA	NA	ND		0.0039	ND		0.0041	ND		0.0034
Isopropylbenzene	NA	NA	NA	NA	NA	ND		0.0013	ND		0.0014	ND		0.0011
p-Isopropyltoluene	NA	NA	NA	NA	NA	ND		0.0013	ND		0.0014	ND		0.0011
Naphthalene	12	100	100	500	1000	ND		0.0052	ND		0.0055	ND		0.0045
n-Propylbenzene	3.9	100	100	500	1000	ND		0.0013	ND		0.0014	ND		0.0011
1,2,4-Trichlorobenzene	NA	NA	NA	NA	NA	ND		0.0026	ND		0.0028	ND		0.0022
1,3,5-Trimethylbenzene	8.4	47	52	190	380	ND		0.0026	ND		0.0028	ND		0.0022
1,2,4-Trimethylbenzene	3.6	47	52	190	380	ND		0.0026	ND		0.0028	ND		0.0022
Methyl Acetate	NA	NA	NA	NA	NA	ND		0.0052	ND		0.0055	ND		0.0045
Cyclohexane	NA	NA	NA	NA	NA	ND		0.013	ND		0.014	ND		0.011
Freon-113	NA	NA	NA	NA	NA	ND		0.0052	ND		0.0055	ND		0.0045
Methyl cyclohexane	NA	NA	NA	NA	NA	ND		0.0052	ND		0.0055	ND		0.0045
PERFLUORINATED ALKYL ACIDS														
Perfluorobutanoic Acid (PFBA)	NA	NA	NA	NA	NA	0.000096	J	0.000802	ND		0.0008	0.000174	J	0.000801
Perfluoropentanoic Acid (PFPeA)	NA	NA	NA	NA	NA	0.000158	J	0.000401	ND		0.0004	0.000182	J	0.0004
Perfluorobutanesulfonic Acid (PFBS)	NA	NA	NA	NA	NA	ND		0.0002	ND		0.0002	ND		0.0002
1H,1H,2H,2H-Perfluorohexanesulfonic Acid (4:2FTS)	NA	NA	NA	NA	NA	ND		0.000802	ND		0.0008	ND		0.000801
Perfluorohexanoic Acid (PFHxA)	NA	NA	NA	NA	NA	0.000149	J	0.0002	ND		0.0002	0.000182	J	0.0002
Perfluoropentanesulfonic Acid (PFPeS)	NA	NA	NA	NA	NA	ND		0.0002	ND		0.0002	ND		0.0002
Perfluoroheptanoic Acid (PFHpA)	NA	NA	NA	NA	NA	0.000107	J	0.0002	0.000089	J	0.0002	0.000098	J	0.0002
Perfluorohexanesulfonic Acid (PFHxS)	NA	NA	NA	NA	NA	ND		0.0002	ND		0.0002	ND		0.0002
Perfluorooctanoic Acid (PFOA)	0.00066	0.0066	0.033	0.5	0.6	0.000271		0.0002	0.000136	J	0.0002	0.000449		0.0002
1H,1H,2H,2H-Perfluorooctanesulfonic Acid (6:2FTS)	NA	NA	NA	NA	NA	ND		0.000802	ND		0.0008	0.000343	J	0.000801
Perfluoroheptanesulfonic Acid (PFHpS)	NA	NA	NA	NA	NA	ND		0.0002	ND		0.0002	ND		0.0002
Perfluorononanoic Acid (PFNA)	NA	NA	NA	NA	NA	0.000112	J	0.0002	0.000262		0.0002	ND		0.0002
Perfluorooctanesulfonic Acid (PFOS)	0.00088	0.0088	0.044	0.44	0.44	0.00087		0.0002	0.000409		0.0002	0.000771		0.0002
Perfluorodecanoic Acid (PFDA)	NA	NA	NA	NA	NA	0.000372		0.0002	0.000204		0.0002	ND		0.0002
1H,1H,2H,2H-Perfluorodecanesulfonic Acid (8:2FTS)	NA	NA	NA	NA	NA	ND		0.000802	ND		0.0008	ND		0.000801
Perfluorononanesulfonic Acid (PFNS)	NA	NA	NA	NA	NA	ND		0.0002	ND		0.0002	ND		0.0002
N-Methyl Perfluorooctanesulfonamidoacetic Acid (NMeFOSAA)	NA	NA	NA	NA	NA	ND		0.0002	ND		0.0002	ND		0.0002
Perfluoroundecanoic Acid (PFUnA)	NA	NA	NA	NA	NA	0.000067	J	0.0002	ND		0.0002	ND		0.0002
Perfluorodecanesulfonic Acid (PFDS)	NA	NA	NA	NA	NA	ND		0.0002	ND		0.0002	ND		0.0002
Perfluorooctanesulfonamide (PFOSA)	NA	NA	NA	NA	NA	ND		0.0002	ND		0.0002	ND		0.0002

TABLE 3

Subsurface Soil Summary
Hope on Main - 954 Main Street
Brownfield Cleanup Program

					SAMPLE ID:	TP-03-2FT			TP-04-2FT			TP-05-2FT		
					COLLECTION DATE:	9/12/2023			9/12/2023			9/12/2023		
					SAMPLE DEPTH:	2			2			2		
					SAMPLE MATRIX:	SOIL			SOIL			SOIL		
	NY-UNRES	NY-RESR	NY-RESRR	NY-RESC	NY-RESI									
ANALYTE	(mg/kg)	(mg/kg)	(mg/kg)	(mg/kg)	(mg/kg)	Result	Flg	RL	Result	Flg	RL	Result	Flg	RL
N-Ethyl Perfluorooctanesulfonamidoacetic Acid (NEtFOSAA)	NA	NA	NA	NA	NA	ND		0.0002	ND		0.0002	ND		0.0002
Perfluorododecanoic Acid (PFDoA)	NA	NA	NA	NA	NA	0.000173	J	0.0002	0.000065	J	0.0002	ND		0.0002
Perfluorotridecanoic Acid (PFTrDA)	NA	NA	NA	NA	NA	ND		0.0002	ND		0.0002	ND		0.0002
Perfluorotetradecanoic Acid (PFTeDA)	NA	NA	NA	NA	NA	ND		0.0002	ND		0.0002	ND		0.0002
Hexafluoropropylene Oxide Dimer Acid (HFPO-DA)	NA	NA	NA	NA	NA	ND		0.000802	ND		0.0008	ND		0.000801
4,8-Dioxa-3h-Perfluorononanoic Acid (ADONA)	NA	NA	NA	NA	NA	ND		0.000802	ND		0.0008	ND		0.000801
Perfluorododecanesulfonic Acid (PFDoS)	NA	NA	NA	NA	NA	ND		0.0002	ND		0.0002	ND		0.0002
9-Chlorohexadecafluoro-3-Oxanone-1-Sulfonic Acid (9Cl-PF3ONS)	NA	NA	NA	NA	NA	ND		0.000802	ND		0.0008	ND		0.000801
11-Chloroeicosafluoro-3-Oxaundecane-1-Sulfonic Acid (11Cl-PF3OUdS)	NA	NA	NA	NA	NA	ND		0.000802	ND		0.0008	ND		0.000801
N-Methyl Perfluorooctane Sulfonamide (NMeFOSA)	NA	NA	NA	NA	NA	ND		0.0002	ND		0.0002	ND		0.0002
N-Ethyl Perfluorooctane Sulfonamide (NEtFOSA)	NA	NA	NA	NA	NA	ND		0.0002	ND		0.0002	ND		0.0002
N-Methyl Perfluorooctanesulfonamido Ethanol (NMeFOSE)	NA	NA	NA	NA	NA	ND		0.002	ND		0.002	ND		0.002
N-Ethyl Perfluorooctanesulfonamido Ethanol (NEtFOSE)	NA	NA	NA	NA	NA	ND		0.002	ND		0.002	ND		0.002
Perfluoro-3-Methoxypropanoic Acid (PFMPA)	NA	NA	NA	NA	NA	ND		0.000401	ND		0.0004	ND		0.0004
Perfluoro-4-Methoxybutanoic Acid (PFMBA)	NA	NA	NA	NA	NA	ND		0.000401	ND		0.0004	ND		0.0004
Perfluoro(2-Ethoxyethane)Sulfonic Acid (PFEESA)	NA	NA	NA	NA	NA	ND		0.000401	ND		0.0004	ND		0.0004
Nonafluoro-3,6-Dioxaheptanoic Acid (NFDHA)	NA	NA	NA	NA	NA	ND		0.000401	ND		0.0004	ND		0.0004
3-Perfluoropropyl Propanoic Acid (3:3FTCA)	NA	NA	NA	NA	NA	ND		0.001	ND		0.001	ND		0.001
2H,2H,3H,3H-Perfluorooctanoic Acid (5:3FTCA)	NA	NA	NA	NA	NA	ND		0.00501	ND		0.005	ND		0.005
3-Perfluoroheptyl Propanoic Acid (7:3FTCA)	NA	NA	NA	NA	NA	ND		0.00501	ND		0.005	ND		0.005
SVOCs														
Acenaphthene	20	100	100	500	1000	2.2		0.78	ND		0.15	0.026	J	0.16
1,2,4-Trichlorobenzene	NA	NA	NA	NA	NA	ND		0.97	ND		0.18	ND		0.2
Hexachlorobenzene	0.33	0.33	1.2	6	12	ND		0.58	ND		0.11	ND		0.12
Bis(2-chloroethyl)ether	NA	NA	NA	NA	NA	ND		0.88	ND		0.16	ND		0.18
2-Chloronaphthalene	NA	NA	NA	NA	NA	ND		0.97	ND		0.18	ND		0.2
3,3'-Dichlorobenzidine	NA	NA	NA	NA	NA	ND		0.97	ND		0.18	ND		0.2
2,4-Dinitrotoluene	NA	NA	NA	NA	NA	ND		0.97	ND		0.18	ND		0.2
2,6-Dinitrotoluene	NA	NA	NA	NA	NA	ND		0.97	ND		0.18	ND		0.2
Fluoranthene	100	100	100	500	1000	34		0.58	0.94		0.11	0.52		0.12
4-Chlorophenyl phenyl ether	NA	NA	NA	NA	NA	ND		0.97	ND		0.18	ND		0.2
4-Bromophenyl phenyl ether	NA	NA	NA	NA	NA	ND		0.97	ND		0.18	ND		0.2
Bis(2-chloroisopropyl)ether	NA	NA	NA	NA	NA	ND		1.2	ND		0.22	ND		0.24
Bis(2-chloroethoxy)methane	NA	NA	NA	NA	NA	ND		1	ND		0.2	ND		0.21

TABLE 3

Subsurface Soil Summary
Hope on Main - 954 Main Street
Brownfield Cleanup Program

					SAMPLE ID:	TP-03-2FT			TP-04-2FT			TP-05-2FT		
					COLLECTION DATE:	9/12/2023			9/12/2023			9/12/2023		
					SAMPLE DEPTH:	2			2			2		
					SAMPLE MATRIX:	SOIL			SOIL			SOIL		
	NY-UNRES	NY-RESR	NY-RESRR	NY-RESC	NY-RESI									
ANALYTE	(mg/kg)	(mg/kg)	(mg/kg)	(mg/kg)	(mg/kg)	Result	Flg	RL	Result	Flg	RL	Result	Flg	RL
Hexachlorobutadiene	NA	NA	NA	NA	NA	ND		0.97	ND		0.18	ND		0.2
Hexachlorocyclopentadiene	NA	NA	NA	NA	NA	ND		2.8	ND		0.53	ND		0.57
Hexachloroethane	NA	NA	NA	NA	NA	ND		0.78	ND		0.15	ND		0.16
Isophorone	NA	NA	NA	NA	NA	ND		0.88	ND		0.16	ND		0.18
Naphthalene	12	100	100	500	1000	0.13	J	0.97	0.036	J	0.18	0.06	J	0.2
Nitrobenzene	NA	NA	NA	NA	NA	ND		0.88	ND		0.16	ND		0.18
NDPA/DPA	NA	NA	NA	NA	NA	ND		0.78	ND		0.15	ND		0.16
n-Nitrosodi-n-propylamine	NA	NA	NA	NA	NA	ND		0.97	ND		0.18	ND		0.2
Bis(2-ethylhexyl)phthalate	NA	NA	NA	NA	NA	0.36	J	0.97	ND		0.18	0.088	J	0.2
Butyl benzyl phthalate	NA	NA	NA	NA	NA	ND		0.97	ND		0.18	ND		0.2
Di-n-butylphthalate	NA	NA	NA	NA	NA	ND		0.97	ND		0.18	ND		0.2
Di-n-octylphthalate	NA	NA	NA	NA	NA	ND		0.97	ND		0.18	ND		0.2
Diethyl phthalate	NA	NA	NA	NA	NA	ND		0.97	ND		0.18	ND		0.2
Dimethyl phthalate	NA	NA	NA	NA	NA	ND		0.97	ND		0.18	ND		0.2
Benzo(a)anthracene	1	1	1	5.6	11	**13**		0.58	0.49		0.11	0.24		0.12
Benzo(a)pyrene	1	1	1	1	1.1	**13**		0.78	0.73		0.15	0.25		0.16
Benzo(b)fluoranthene	1	1	1	5.6	11	**17**		0.58	**1.1**		0.11	0.31		0.12
Benzo(k)fluoranthene	0.8	1	3.9	56	110	**5.5**		0.58	0.31		0.11	0.11	J	0.12
Chrysene	1	1	3.9	56	110	**13**		0.58	0.66		0.11	0.27		0.12
Acenaphthylene	100	100	100	500	1000	ND		0.78	0.052	J	0.15	0.032	J	0.16
Anthracene	100	100	100	500	1000	5.3		0.58	0.075	J	0.11	0.066	J	0.12
Benzo(ghi)perylene	100	100	100	500	1000	8		0.78	0.64		0.15	0.14	J	0.16
Fluorene	30	100	100	500	1000	2.5		0.97	0.029	J	0.18	0.033	J	0.2
Phenanthrene	100	100	100	500	1000	24		0.58	0.26		0.11	0.3		0.12
Dibenzo(a,h)anthracene	0.33	0.33	0.33	0.56	1.1	**1.8**		0.58	0.13		0.11	0.037	J	0.12
Indeno(1,2,3-cd)pyrene	0.5	0.5	0.5	5.6	11	**10**		0.78	**0.68**		0.15	0.17		0.16
Pyrene	100	100	100	500	1000	25		0.58	0.79		0.11	0.44		0.12
Biphenyl	NA	NA	NA	NA	NA	0.13	J	2.2	ND		0.42	ND		0.45
4-Chloroaniline	NA	NA	NA	NA	NA	ND		0.97	ND		0.18	ND		0.2
2-Nitroaniline	NA	NA	NA	NA	NA	ND		0.97	ND		0.18	ND		0.2
3-Nitroaniline	NA	NA	NA	NA	NA	ND		0.97	ND		0.18	ND		0.2
4-Nitroaniline	NA	NA	NA	NA	NA	ND		0.97	ND		0.18	ND		0.2
Dibenzofuran	7	14	59	350	1000	1.4		0.97	ND		0.18	0.024	J	0.2
2-Methylnaphthalene	NA	NA	NA	NA	NA	0.24	J	1.2	ND		0.22	0.066	J	0.24
1,2,4,5-Tetrachlorobenzene	NA	NA	NA	NA	NA	ND		0.97	ND		0.18	ND		0.2
Acetophenone	NA	NA	NA	NA	NA	ND		0.97	ND		0.18	ND		0.2
2,4,6-Trichlorophenol	NA	NA	NA	NA	NA	ND		0.58	ND		0.11	ND		0.12
p-Chloro-m-cresol	NA	NA	NA	NA	NA	ND		0.97	ND		0.18	ND		0.2
2-Chlorophenol	NA	NA	NA	NA	NA	ND		0.97	ND		0.18	ND		0.2
2,4-Dichlorophenol	NA	NA	NA	NA	NA	ND		0.88	ND		0.16	ND		0.18
2,4-Dimethylphenol	NA	NA	NA	NA	NA	ND		0.97	ND		0.18	ND		0.2
2-Nitrophenol	NA	NA	NA	NA	NA	ND		2.1	ND		0.4	ND		0.43

TABLE 3

Subsurface Soil Summary
Hope on Main - 954 Main Street
Brownfield Cleanup Program

					SAMPLE ID:	TP-03-2FT			TP-04-2FT			TP-05-2FT		
					COLLECTION DATE:	9/12/2023			9/12/2023			9/12/2023		
					SAMPLE DEPTH:	2			2			2		
					SAMPLE MATRIX:	SOIL			SOIL			SOIL		
	NY-UNRES	NY-RESR	NY-RESRR	NY-RESC	NY-RESI									
ANALYTE	**(mg/kg)**	**(mg/kg)**	**(mg/kg)**	**(mg/kg)**	**(mg/kg)**	Result	Flg	RL	Result	Flg	RL	Result	Flg	RL
4-Nitrophenol	NA	NA	NA	NA	NA	ND		1.4	ND		0.26	ND		0.28
2,4-Dinitrophenol	NA	NA	NA	NA	NA	ND		4.7	ND		0.88	ND		0.95
4,6-Dinitro-o-cresol	NA	NA	NA	NA	NA	ND		2.5	ND		0.48	ND		0.52
Pentachlorophenol	0.8	2.4	6.7	6.7	55	ND		0.78	ND		0.15	ND		0.16
Phenol	0.33	100	100	500	1000	ND		0.97	ND		0.18	ND		0.2
2-Methylphenol	0.33	100	100	500	1000	ND		0.97	ND		0.18	ND		0.2
3-Methylphenol/4-Methylphenol	0.33	34	100	500	1000	ND		1.4	ND		0.26	ND		0.29
2,4,5-Trichlorophenol	NA	NA	NA	NA	NA	ND		0.97	ND		0.18	ND		0.2
Benzoic Acid	NA	NA	NA	NA	NA	ND		3.2	ND		0.6	ND		0.64
Benzyl Alcohol	NA	NA	NA	NA	NA	ND		0.97	ND		0.18	ND		0.2
Carbazole	NA	NA	NA	NA	NA	4		0.97	0.066	J	0.18	0.044	J	0.2
Atrazine	NA	NA	NA	NA	NA	-	-	-	-	-	-	-	-	-
Benzaldehyde	NA	NA	NA	NA	NA	-	-	-	-	-	-	-	-	-
Caprolactam	NA	NA	NA	NA	NA	-	-	-	-	-	-	-	-	-
2,3,4,6-Tetrachlorophenol	NA	NA	NA	NA	NA	-	-	-	-	-	-	-	-	-
1,4-Dioxane	0.1	9.8	13	130	250	ND		0.14	ND		0.028	ND		0.03
HERBICIDES														
2,4,5-TP (Silvex)	3.8	58	100	500	1000	ND		0.193	ND		0.182	ND		0.196
PESTICIDES														
Delta-BHC	0.04	100	100	500	1000	ND		0.00182	ND		0.00173	ND		0.00182
Lindane	0.1	0.28	1.3	9.2	23	ND		0.000759	ND		0.000721	ND		0.000759
Alpha-BHC	0.02	0.097	0.48	3.4	6.8	ND		0.000759	ND		0.000721	ND		0.000759
Beta-BHC	0.036	0.072	0.36	3	14	ND		0.00182	ND		0.00173	ND		0.00182
Heptachlor	0.042	0.42	2.1	15	29	ND		0.000911	ND		0.000865	ND		0.000911
Aldrin	0.005	0.019	0.097	0.68	1.4	ND		0.00182	ND		0.00173	ND		0.00182
Heptachlor epoxide	NA	NA	NA	NA	NA	ND		0.00342	ND		0.00324	ND		0.00342
Endrin	0.014	2.2	11	89	410	ND		0.000759	ND		0.000721	ND		0.000759
Endrin aldehyde	NA	NA	NA	NA	NA	ND		0.00228	ND		0.00216	ND		0.00228
Endrin ketone	NA	NA	NA	NA	NA	ND		0.00182	ND		0.00173	ND		0.00182
Dieldrin	0.005	0.039	0.2	1.4	2.8	ND		0.00114	ND		0.00108	ND		0.00114
4,4'-DDE	0.0033	1.8	8.9	62	120	0.000959	J	0.00182	0.000624	JIP	0.00173	0.00185		0.00182
4,4'-DDD	0.0033	2.6	13	92	180	ND		0.00182	ND		0.00173	ND		0.00182
4,4'-DDT	0.0033	1.7	7.9	47	94	0.00198	IP	0.00182	ND		0.00173	ND		0.00182
Endosulfan I	2.4	4.8	24	200	920	ND		0.00182	ND		0.00173	ND		0.00182
Endosulfan II	2.4	4.8	24	200	920	ND		0.00182	ND		0.00173	ND		0.00182
Endosulfan sulfate	2.4	4.8	24	200	920	ND		0.000759	ND		0.000721	ND		0.000759
Methoxychlor	NA	NA	NA	NA	NA	ND		0.00342	ND		0.00324	ND		0.00342
Toxaphene	NA	NA	NA	NA	NA	ND		0.0342	ND		0.0324	ND		0.0342
cis-Chlordane	0.094	0.91	4.2	24	47	ND		0.00228	ND		0.00216	ND		0.00228
trans-Chlordane	NA	NA	NA	NA	NA	ND		0.00228	ND		0.00216	ND		0.00228
Chlordane	NA	NA	NA	NA	NA	ND		0.0152	ND		0.0144	ND		0.0152

TABLE 3

Subsurface Soil Summary
Hope on Main - 954 Main Street
Brownfield Cleanup Program

					SAMPLE ID:	TP-03-2FT			TP-04-2FT			TP-05-2FT		
					COLLECTION DATE:	9/12/2023			9/12/2023			9/12/2023		
					SAMPLE DEPTH:	2			2			2		
					SAMPLE MATRIX:	SOIL			SOIL			SOIL		
	NY-UNRES	NY-RESR	NY-RESRR	NY-RESC	NY-RESI									
ANALYTE	(mg/kg)	(mg/kg)	(mg/kg)	(mg/kg)	(mg/kg)	Result	Flg	RL	Result	Flg	RL	Result	Flg	RL
POLYCHLORINATED BIPHENYLS														
Aroclor 1016	0.1	1	1	1	25	ND		0.0556	ND		0.0538	ND		0.0579
Aroclor 1221	0.1	1	1	1	25	ND		0.0556	ND		0.0538	ND		0.0579
Aroclor 1232	0.1	1	1	1	25	ND		0.0556	ND		0.0538	ND		0.0579
Aroclor 1242	0.1	1	1	1	25	ND		0.0556	ND		0.0538	ND		0.0579
Aroclor 1248	0.1	1	1	1	25	ND		0.0556	ND		0.0538	ND		0.0579
Aroclor 1254	0.1	1	1	1	25	0.007	J	0.0556	ND		0.0538	ND		0.0579
Aroclor 1260	0.1	1	1	1	25	0.0176	J	0.0556	ND		0.0538	**0.269**		0.0579
Aroclor 1262	0.1	1	1	1	25	ND		0.0556	ND		0.0538	ND		0.0579
Aroclor 1268	0.1	1	1	1	25	0.00997	J	0.0556	ND		0.0538	ND		0.0579
PCBs, Total	0.1	1	1	1	25	0.0346	J	0.0556	ND		0.0538	**0.269**		0.0579
METALS														
Aluminum, Total	NA	NA	NA	NA	NA	5770		9.42	3740		8.62	4340		9.33
Antimony, Total	NA	NA	NA	NA	NA	ND		4.71	0.714	J	4.31	ND		4.66
Arsenic, Total	13	16	16	16	16	6		0.942	5.02		0.862	5.38		0.933
Barium, Total	350	350	400	400	10000	51.5		0.942	55.7		0.862	44.8		0.933
Beryllium, Total	7.2	14	72	590	2700	0.314	J	0.471	0.323	J	0.431	0.26	J	0.466
Cadmium, Total	2.5	2.5	4.3	9.3	60	0.363	J	0.942	0.358	J	0.862	0.356	J	0.933
Calcium, Total	NA	NA	NA	NA	NA	24500		9.42	98000		21.6	39500		9.33
Chromium, Total	NA	NA	NA	NA	NA	9.52		0.942	5.54		0.862	7.76		0.933
Cobalt, Total	NA	NA	NA	NA	NA	4.34		1.88	2.76		1.72	3.12		1.87
Copper, Total	50	270	270	270	10000	20.2		0.942	16.6		0.862	22.5		0.933
Iron, Total	NA	NA	NA	NA	NA	10900		4.71	8610		4.31	8700		4.66
Lead, Total	63	400	400	1000	3900	**181**		4.71	**261**		4.31	**106**		4.66
Magnesium, Total	NA	NA	NA	NA	NA	7610		9.42	34200		21.6	8050		9.33
Manganese, Total	1600	2000	2000	10000	10000	323		0.942	389		0.862	229		0.933
Mercury, Total	0.18	0.81	0.81	2.8	5.7	**0.287**		0.087	**1.92**		0.08	**0.346**		0.084
Nickel, Total	30	140	310	310	10000	9.93		2.36	6.44		2.16	7.41		2.33
Potassium, Total	NA	NA	NA	NA	NA	542		236	380		216	379		233
Selenium, Total	3.9	36	180	1500	6800	ND		1.88	ND		1.72	ND		1.87
Silver, Total	2	36	180	1500	6800	ND		0.471	ND		0.431	ND		0.466
Sodium, Total	NA	NA	NA	NA	NA	199		188	552		172	84.1	J	187
Thallium, Total	NA	NA	NA	NA	NA	ND		1.88	ND		1.72	ND		1.87
Vanadium, Total	NA	NA	NA	NA	NA	13.4		0.942	8.57		0.862	9.97		0.933
Zinc, Total	109	2200	10000	10000	10000	**321**		4.71	**137**		4.31	96.9		4.66
GENERAL CHEMISTRY														
Solids, Total	NA	NA	NA	NA	NA	84.3		0.1	89.8		0.1	83.4		0.1
Cyanide, Total	27	27	27	27	10000	ND		1.1	ND		1.1	ND		1.1
Chromium, Hexavalent	1	22	110	400	800	0.214	J	0.949	ND		0.891	ND		0.959

Subsurface Soil Summary
Hope on Main - 954 Main Street
Brownfield Cleanup Program

NY-RESC: New York NYCRR Part 375 Commercial Criteria, New York Restricted use Criteria per 6 NYCRR Part 375 Environmental Remediation Programs, effective December 14, 2006.
NY-RESI: New York NYCRR Part 375 Industrial Criteria, New York Restricted use Criteria per 6 NYCRR Part 375 Environmental Remediation Programs, effective December 14, 2006.
NY-RESR: New York NYCRR Part 375 Residential Criteria, New York Restricted use Criteria per 6 NYCRR Part 375 Environmental Remediation Programs, effective December 14, 2006.
NY-RESRR: New York NYCRR Part 375 Restricted-Residential Criteria, New York Restricted use Criteria per 6 NYCRR Part 375 Environmental Remediation Programs, effective December 14, 2006.
NY-UNRES: New York NYCRR Part 375 New York Unrestricted use Criteria Criteria per 6 NYCRR Part 375 Environmental Remediation Programs, effective December 14, 2006.

Interior Borings

Qualifier Key:
NJ - Presumptive evidence of compound. This represents an estimated concentration for Tentatively Identified Compounds (TICs), where the identification is based on a mass spectral library search.
F - The ratio of quantifier ion response to qualifier ion response falls outside of the laboratory criteria. Results are considered to be an estimated maximum concentration.
C - Co-elution: The target analyte co-elutes with a known lab standard (i.e. surrogate, internal standards, etc.) for co-extracted analyses.
Q - The quality control sample exceeds the associated acceptance criteria. For DOD-related projects, LCS and/or Continuing Calibration Standard exceedences are also qualified on all associated sample results. Note: This flag is not applicable for matrix spike recoveries when the sample concentration is greater than 4x the spike added or for batch duplicate RPD when the sample concentrations are less than 5x the RL. (Metals only.)
V - The surrogate associated with this target analyte has a recovery outside the QC acceptance limits. (Applicable to MassDEP DW Compliance samples only.)
Z - The batch matrix spike and/or duplicate associated with this target analyte has a recovery/RPD outside the QC acceptance limits. (Applicable to MassDEP DW Compliance samples only.)
I - The lower value for the two columns has been reported due to obvious interference.
G - The concentration may be biased high due to matrix interferences (i.e, co-elution) with non-target compound(s). The result should be considered estimated.
A - Spectra identified as "Aldol Condensates" are byproducts of the extraction/concentration procedures when acetone is introduced in the process.
E - Concentration of analyte exceeds the range of the calibration curve and/or linear range of the instrument.
H - The analysis of pH was performed beyond the regulatory-required holding time of 15 minutes from the time of sample collection.
RE - Analytical results are from sample re-extraction.
R - Analytical results are from sample re-analysis.
D - Concentration of analyte was quantified from diluted analysis. Flag only applies to field samples that have detectable concentrations of the analyte.
P - The RPD between the results for the two columns exceeds the method-specified criteria.
U - Not detected at the reported detection limit for the sample.
M - Reporting Limit (RL) exceeds the MCP CAM Reporting Limit for this analyte.
S - Analytical results are from modified screening analysis.
B - The analyte was detected above the reporting limit in the associated method blank. Flag only applies to associated field samples that have detectable concentrations of the analyte at less than ten times (10x) the concentration found in the blank. For MCP-related projects, flag only applies to associated field samples that have detectable concentrations of the analyte at less than ten times (10x) the concentration found in the blank. For DOD-related projects, flag only applies to associated field samples that have detectable concentrations of the analyte at less than ten times (10x) the concentration found in the blank AND the analyte was detected above one-half the reporting limit (or above the reporting limit for common lab contaminants) in the associated method blank. For NJ-Air-related projects, flag only applies to associated field samples that have detectable concentrations of the analyte above the reporting limit. For NJ-related projects (excluding Air), flag only applies to associated field samples that have detectable concentrations of the analyte, which was detected above the reporting limit in the associated method blank or above five times the reporting limit for common lab contaminants (Phthalates, Acetone, Methylene Chloride, 2-Butanone).

TABLE 4

Groundwater Data Summary
Hope on Main - 954 Main Street
Brownfield Cleanup Program

		SAMPLE ID:	GW-MW-01-091423			GW-MW-02-091523			GW-MW-03-091523			GW-MW-04-091423			GW-MW-05-091423			GW-DUP			TRIP BLANK		
		COLLECTION DATE:	9/14/2023			9/15/2023			9/15/2023			9/14/2023			9/14/2023			9/14/2023			9/14/2023		
		SAMPLE MATRIX:	WATER			WATER			WATER			WATER			WATER			WATER			WATER		
	NY-AWQS	NY-TOGS-GA																					
ANALYTE	**(ug/l)**	**(ug/l)**	Result	Flg	RL	Result	Flg	RL	Result	Flg	RL	Result	Flg	RL	Result	Flg	RL	Result	Flg	RL	Result	Flg	RL
VOCs																							
Methylene chloride	5	5	ND		2.5	ND		2.5	ND		2.5	ND		2.5	ND		2.5	ND		2.5	ND		2.5
1,1-Dichloroethane	5	5	ND		2.5	ND		2.5	ND		2.5	ND		2.5	ND		2.5	ND		2.5	ND		2.5
Chloroform	7	7	**9.2**		2.5	ND		2.5	ND		2.5	ND		2.5	ND		2.5	ND		2.5	ND		2.5
Carbon tetrachloride	5	5	ND		0.5	ND		0.5	ND		0.5	ND		0.5	ND		0.5	ND		0.5	ND		0.5
1,2-Dichloropropane	1	1	ND		1	ND		1	ND		1	ND		1	ND		1	ND		1	ND		1
Dibromochloromethane	50	50	ND		0.5	ND		0.5	ND		0.5	ND		0.5	ND		0.5	ND		0.5	ND		0.5
1,1,2-Trichloroethane	1	1	ND		1.5	ND		1.5	ND		1.5	ND		1.5	ND		1.5	ND		1.5	ND		1.5
Tetrachloroethene	5	5	ND		0.5	0.28	J	0.5	4.8		0.5	**5**		0.5	ND		0.5	**5.8**		0.5	ND		0.5
Chlorobenzene	5	5	ND		2.5	ND		2.5	ND		2.5	ND		2.5	ND		2.5	ND		2.5	ND		2.5
Trichlorofluoromethane	5	5	ND		2.5	ND		2.5	ND		2.5	ND		2.5	ND		2.5	ND		2.5	ND		2.5
1,2-Dichloroethane	0.6	0.6	ND		0.5	ND		0.5	0.4	J	0.5	**0.83**		0.5	ND		0.5	**0.8**		0.5	ND		0.5
1,1,1-Trichloroethane	5	5	ND		2.5	ND		2.5	0.94	J	2.5	ND		2.5	ND		2.5	ND		2.5	ND		2.5
Bromodichloromethane	50	50	1.1		0.5	ND		0.5	ND		0.5	ND		0.5	ND		0.5	ND		0.5	ND		0.5
trans-1,3-Dichloropropene	0.4	0.4	ND		0.5	ND		0.5	ND		0.5	ND		0.5	ND		0.5	ND		0.5	ND		0.5
cis-1,3-Dichloropropene	0.4	0.4	ND		0.5	ND		0.5	ND		0.5	ND		0.5	ND		0.5	ND		0.5	ND		0.5
Bromoform	50	50	ND		2	ND		2	ND		2	ND		2	ND		2	ND		2	ND		2
1,1,2,2-Tetrachloroethane	5	5	ND		0.5	ND		0.5	ND		0.5	ND		0.5	ND		0.5	ND		0.5	ND		0.5
Benzene	1	1	ND		0.5	ND		0.5	ND		0.5	ND		0.5	ND		0.5	ND		0.5	ND		0.5
Toluene	5	5	ND		2.5	ND		2.5	ND		2.5	ND		2.5	ND		2.5	ND		2.5	ND		2.5
Ethylbenzene	5	5	ND		2.5	ND		2.5	ND		2.5	ND		2.5	ND		2.5	ND		2.5	ND		2.5
Chloromethane	NA	NA	ND		2.5	ND		2.5	ND		2.5	ND		2.5	ND		2.5	ND		2.5	ND		2.5
Bromomethane	5	5	ND		2.5	ND		2.5	ND		2.5	ND		2.5	ND		2.5	ND		2.5	ND		2.5
Vinyl chloride	2	2	ND		1	ND		1	ND		1	ND		1	ND		1	ND		1	ND		1
Chloroethane	5	5	ND		2.5	ND		2.5	ND		2.5	ND		2.5	ND		2.5	ND		2.5	ND		2.5
1,1-Dichloroethene	5	5	ND		0.5	ND		0.5	ND		0.5	ND		0.5	ND		0.5	ND		0.5	ND		0.5
trans-1,2-Dichloroethene	5	5	ND		2.5	ND		2.5	ND		2.5	ND		2.5	ND		2.5	ND		2.5	ND		2.5
Trichloroethene	5	5	ND		0.5	ND		0.5	3.3		0.5	1.9		0.5	ND		0.5	2		0.5	ND		0.5
1,2-Dichlorobenzene	3	3	ND		2.5	ND		2.5	ND		2.5	ND		2.5	ND		2.5	ND		2.5	ND		2.5
1,3-Dichlorobenzene	3	3	ND		2.5	ND		2.5	ND		2.5	ND		2.5	ND		2.5	ND		2.5	ND		2.5
1,4-Dichlorobenzene	3	3	ND		2.5	ND		2.5	ND		2.5	ND		2.5	ND		2.5	ND		2.5	ND		2.5
Methyl tert butyl ether	10	10	ND		2.5	ND		2.5	ND		2.5	ND		2.5	ND		2.5	ND		2.5	ND		2.5
p/m-Xylene	5	5	ND		2.5	ND		2.5	ND		2.5	ND		2.5	ND		2.5	ND		2.5	ND		2.5
o-Xylene	5	5	ND		2.5	ND		2.5	ND		2.5	ND		2.5	ND		2.5	ND		2.5	ND		2.5
cis-1,2-Dichloroethene	5	5	ND		2.5	ND		2.5	ND		2.5	0.81	J	2.5	ND		2.5	0.77	J	2.5	ND		2.5
Styrene	5	930	ND		2.5	ND		2.5	ND		2.5	ND		2.5	ND		2.5	ND		2.5	ND		2.5
Dichlorodifluoromethane	5	5	ND		5	ND		5	ND		5	ND		5	ND		5	ND		5	ND		5
Acetone	50	50	ND		5	ND		5	ND		5	ND		5	ND		5	ND		5	ND		5
Carbon disulfide	60	60	ND		5	ND		5	ND		5	ND		5	ND		5	ND		5	ND		5
2-Butanone	50	50	ND		5	ND		5	ND		5	ND		5	ND		5	ND		5	ND		5

TABLE 4

Groundwater Data Summary
Hope on Main - 954 Main Street
Brownfield Cleanup Program

		SAMPLE ID:	GW-MW-01-091423			GW-MW-02-091523			GW-MW-03-091523			GW-MW-04-091423			GW-MW-05-091423			GW-DUP			TRIP BLANK		
		COLLECTION DATE:	9/14/2023			9/15/2023			9/15/2023			9/14/2023			9/14/2023			9/14/2023			9/14/2023		
		SAMPLE MATRIX:	WATER			WATER			WATER			WATER			WATER			WATER			WATER		
	NY-AWQS	NY-TOGS-GA																					
ANALYTE	**(ug/l)**	**(ug/l)**	Result	Flg	RL	Result	Flg	RL	Result	Flg	RL	Result	Flg	RL	Result	Flg	RL	Result	Flg	RL	Result	Flg	RL
4-Methyl-2-pentanone	NA	NA	ND		5	ND		5	ND		5	ND		5	ND		5	ND		5	ND		5
2-Hexanone	50	50	ND		5	ND		5	ND		5	ND		5	ND		5	ND		5	ND		5
1,2-Dibromoethane	0.0006	0.0006	ND		2	ND		2	ND		2	ND		2	ND		2	ND		2	ND		2
n-Butylbenzene	5	5	ND		2.5	ND		2.5	ND		2.5	ND		2.5	ND		2.5	ND		2.5	ND		2.5
sec-Butylbenzene	5	5	ND		2.5	ND		2.5	ND		2.5	ND		2.5	ND		2.5	ND		2.5	ND		2.5
tert-Butylbenzene	5	5	ND		2.5	ND		2.5	ND		2.5	ND		2.5	ND		2.5	ND		2.5	ND		2.5
1,2-Dibromo-3-chloropropane	0.04	0.04	ND		2.5	ND		2.5	ND		2.5	ND		2.5	ND		2.5	ND		2.5	ND		2.5
Isopropylbenzene	5	5	ND		2.5	ND		2.5	ND		2.5	ND		2.5	ND		2.5	ND		2.5	ND		2.5
p-Isopropyltoluene	5	5	ND		2.5	ND		2.5	ND		2.5	ND		2.5	ND		2.5	ND		2.5	ND		2.5
Naphthalene	10	10	ND		2.5	ND		2.5	ND		2.5	ND		2.5	ND		2.5	ND		2.5	ND		2.5
n-Propylbenzene	5	5	ND		2.5	ND		2.5	ND		2.5	ND		2.5	ND		2.5	ND		2.5	ND		2.5
1,2,4-Trichlorobenzene	5	5	ND		2.5	ND		2.5	ND		2.5	ND		2.5	ND		2.5	ND		2.5	ND		2.5
1,3,5-Trimethylbenzene	5	5	ND		2.5	ND		2.5	ND		2.5	ND		2.5	ND		2.5	ND		2.5	ND		2.5
1,2,4-Trimethylbenzene	5	5	ND		2.5	ND		2.5	ND		2.5	ND		2.5	ND		2.5	ND		2.5	ND		2.5
Methyl Acetate	NA	NA	ND		2	ND		2	ND		2	ND		2	ND		2	ND		2	ND		2
Cyclohexane	NA	NA	ND		10	ND		10	ND		10	ND		10	ND		10	ND		10	ND		10
Freon-113	5	5	ND		2.5	ND		2.5	ND		2.5	ND		2.5	ND		2.5	ND		2.5	ND		2.5
Methyl cyclohexane	NA	NA	ND		10	ND		10	ND		10	ND		10	ND		10	ND		10	ND		10
1,4 DIOXANE BY 8270E-SIM																							
1,4-Dioxane	NA	NA	ND		0.147	ND		0.142	ND		0.147	ND		0.147	ND		0.144	ND		0.144	-		-
PERFLUORINATED ALKYL ACIDS BY																							
Perfluorobutanoic Acid (PFBA)	NA	NA	ND		0.128	-		-	-		-	0.00628		0.00619	0.00782		0.00587	0.00601		0.00583	-		-
Perfluoropentanoic Acid (PFPeA)	NA	NA	0.0174	J	0.064	-		-	-		-	0.00368		0.00309	0.00942		0.00294	0.00355		0.00291	-		-
Perfluorobutanesulfonic Acid (PFBS)	NA	NA	ND		0.032	-		-	-		-	ND		0.00155	0.00139	J	0.00147	ND		0.00146	-		-
1H,1H,2H,2H-Perfluorohexanesulfonic Acid (4:2FTS)	NA	NA	ND		0.128	-		-	-		-	ND		0.00619	ND		0.00587	ND		0.00583	-		-
Perfluorohexanoic Acid (PFHxA)	NA	NA	0.0251	J	0.032	-		-	-		-	0.00143	J	0.00155	0.00879		0.00147	0.000976	J	0.00146	-		-
Perfluoropentanesulfonic Acid (PFPeS)	NA	NA	ND		0.032	-		-	-		-	ND		0.00155	ND		0.00147	ND		0.00146	-		-
Perfluoroheptanoic Acid (PFHpA)	NA	NA	0.00896	J	0.032	-		-	-		-	ND		0.00155	0.00237		0.00147	ND		0.00146	-		-
Perfluorohexanesulfonic Acid (PFHxS)	NA	NA	0.0264	J	0.032	-		-	-		-	ND		0.00155	0.0014	J	0.00147	ND		0.00146	-		-
Perfluorooctanoic Acid (PFOA)	0.0067	0.0067	ND		0.032	-		-	-		-	ND		0.00155	0.00344		0.00147	ND		0.00146	-		-
1H,1H,2H,2H-Perfluorooctanesulfonic Acid (6:2FTS)	NA	NA	ND		0.128	-		-	-		-	ND		0.00619	0.00247	J	0.00587	ND		0.00583	-		-
Perfluoroheptanesulfonic Acid (PFHpS)	NA	NA	ND		0.032	-		-	-		-	ND		0.00155	ND		0.00147	ND		0.00146	-		-
Perfluorononanoic Acid (PFNA)	NA	NA	ND		0.032	-		-	-		-	ND		0.00155	ND		0.00147	ND		0.00146	-		-
Perfluorooctanesulfonic Acid (PFOS)	0.0027	0.0027	ND		0.032	-		-	-		-	ND		0.00155	ND		0.00147	ND		0.00146	-		-
Perfluorodecanoic Acid (PFDA)	NA	NA	ND		0.032	-		-	-		-	ND		0.00155	ND		0.00147	ND		0.00146	-		-
1H,1H,2H,2H-Perfluorodecanesulfonic Acid (8:2FTS)	NA	NA	ND		0.128	-		-	-		-	ND		0.00619	ND		0.00587	ND		0.00583	-		-
Perfluorononanesulfonic Acid (PFNS)	NA	NA	ND		0.032	-		-	-		-	ND		0.00155	ND		0.00147	ND		0.00146	-		-
N-Methyl Perfluorooctanesulfonamidoacetic Acid (NMeFOS	NA	NA	ND		0.032	-		-	-		-	ND		0.00155	ND		0.00147	ND		0.00146	-		-
Perfluoroundecanoic Acid (PFUnA)	NA	NA	ND		0.032	-		-	-		-	ND		0.00155	ND		0.00147	ND		0.00146	-		-
Perfluorodecanesulfonic Acid (PFDS)	NA	NA	ND		0.032	-		-	-		-	ND		0.00155	ND		0.00147	ND		0.00146	-		-

TABLE 4

Groundwater Data Summary
Hope on Main - 954 Main Street
Brownfield Cleanup Program

		SAMPLE ID:	GW-MW-01-091423			GW-MW-02-091523			GW-MW-03-091523			GW-MW-04-091423			GW-MW-05-091423			GW-DUP			TRIP BLANK		
		COLLECTION DATE:	9/14/2023			9/15/2023			9/15/2023			9/14/2023			9/14/2023			9/14/2023			9/14/2023		
		SAMPLE MATRIX:	WATER			WATER			WATER			WATER			WATER			WATER			WATER		
	NY-AWQS	NY-TOGS-GA																					
ANALYTE	(ug/l)	(ug/l)	Result	Flg	RL	Result	Flg	RL	Result	Flg	RL	Result	Flg	RL	Result	Flg	RL	Result	Flg	RL	Result	Flg	RL
Perfluorooctanesulfonamide (PFOSA)	NA	NA	ND		0.032	-		-	-		-	ND		0.00155	ND		0.00147	ND		0.00146	-	-	-
N-Ethyl Perfluorooctanesulfonamidoacetic Acid (NEtFOSAA)	NA	NA	ND		0.032	-		-	-		-	ND		0.00155	ND		0.00147	ND		0.00146	-	-	-
Perfluorododecanoic Acid (PFDoA)	NA	NA	ND		0.032	-		-	-		-	ND		0.00155	ND		0.00147	ND		0.00146	-	-	-
Perfluorotridecanoic Acid (PFTrDA)	NA	NA	ND		0.032	-		-	-		-	ND		0.00155	ND		0.00147	ND		0.00146	-	-	-
Perfluorotetradecanoic Acid (PFTeDA)	NA	NA	ND		0.032	-		-	-		-	ND		0.00155	ND		0.00147	ND		0.00146	-	-	-
Hexafluoropropylene Oxide Dimer Acid (HFPO-DA)	NA	NA	ND		0.128	-		-	-		-	ND		0.00619	ND		0.00587	ND		0.00583	-	-	-
4,8-Dioxa-3h-Perfluorononanoic Acid (ADONA)	NA	NA	ND		0.128	-		-	-		-	ND		0.00619	ND		0.00587	ND		0.00583	-	-	-
Perfluorododecanesulfonic Acid (PFDoS)	NA	NA	ND		0.032	-		-	-		-	ND		0.00155	ND		0.00147	ND		0.00146	-	-	-
9-Chlorohexadecafluoro-3-Oxanone-1-Sulfonic Acid (9Cl-PF	NA	NA	ND		0.128	-		-	-		-	ND		0.00619	ND		0.00587	ND		0.00583	-	-	-
11-Chloroeicosafluoro-3-Oxaundecane-1-Sulfonic Acid (11C	NA	NA	ND		0.128	-		-	-		-	ND		0.00619	ND		0.00587	ND		0.00583	-	-	-
N-Methyl Perfluorooctane Sulfonamide (NMeFOSA)	NA	NA	ND		0.032	-		-	-		-	ND		0.00155	ND		0.00147	ND		0.00146	-	-	-
N-Ethyl Perfluorooctane Sulfonamide (NEtFOSA)	NA	NA	ND		0.032	-		-	-		-	ND		0.00155	ND		0.00147	ND		0.00146	-	-	-
N-Methyl Perfluorooctanesulfonamido Ethanol (NMeFOSE)	NA	NA	ND		0.32	-		-	-		-	ND		0.0155	ND		0.0147	ND		0.0146	-	-	-
N-Ethyl Perfluorooctanesulfonamido Ethanol (NEtFOSE)	NA	NA	ND		0.32	-		-	-		-	ND		0.0155	ND		0.0147	ND		0.0146	-	-	-
Perfluoro-3-Methoxypropanoic Acid (PFMPA)	NA	NA	ND		0.064	-		-	-		-	ND		0.00309	ND		0.00294	ND		0.00291	-	-	-
Perfluoro-4-Methoxybutanoic Acid (PFMBA)	NA	NA	ND		0.064	-		-	-		-	ND		0.00309	ND		0.00294	ND		0.00291	-	-	-
Perfluoro(2-Ethoxyethane)Sulfonic Acid (PFEESA)	NA	NA	ND		0.064	-		-	-		-	ND		0.00309	ND		0.00294	ND		0.00291	-	-	-
Nonafluoro-3,6-Dioxaheptanoic Acid (NFDHA)	NA	NA	ND		0.064	-		-	-		-	ND		0.00309	ND		0.00294	ND		0.00291	-	-	-
3-Perfluoropropyl Propanoic Acid (3:3FTCA)	NA	NA	ND		0.16	-		-	-		-	ND		0.00774	ND		0.00734	ND		0.00728	-	-	-
2H,2H,3H,3H-Perfluorooctanoic Acid (5:3FTCA)	NA	NA	ND		0.8	-		-	-		-	ND		0.0387	ND		0.0367	ND		0.0364	-	-	-
3-Perfluoroheptyl Propanoic Acid (7:3FTCA)	NA	NA	ND		0.8	-		-	-		-	ND		0.0387	ND		0.0367	ND		0.0364	-	-	-
SVOCs																							
Bis(2-chloroethyl)ether	1	1	ND		2	ND		2	ND		2	ND		2	ND		2	ND		2	-	-	-
3,3'-Dichlorobenzidine	5	5	ND		5	ND		5	ND		5	ND		5	ND		5	ND		5	-	-	-
2,4-Dinitrotoluene	5	5	ND		5	ND		5	ND		5	ND		5	ND		5	ND		5	-	-	-
2,6-Dinitrotoluene	5	5	ND		5	ND		5	ND		5	ND		5	ND		5	ND		5	-	-	-
4-Chlorophenyl phenyl ether	NA	NA	ND		2	ND		2	ND		2	ND		2	ND		2	ND		2	-	-	-
4-Bromophenyl phenyl ether	NA	NA	ND		2	ND		2	ND		2	ND		2	ND		2	ND		2	-	-	-
Bis(2-chloroisopropyl)ether	5	5	ND		2	ND		2	ND		2	ND		2	ND		2	ND		2	-	-	-
Bis(2-chloroethoxy)methane	5	5	ND		5	ND		5	ND		5	ND		5	ND		5	ND		5	-	-	-
Hexachlorocyclopentadiene	5	5	ND		20	ND		20	ND		20	ND		20	ND		20	ND		20	-	-	-
Isophorone	50	50	ND		5	ND		5	ND		5	ND		5	ND		5	ND		5	-	-	-
Nitrobenzene	0.4	0.4	ND		2	ND		2	ND		2	ND		2	ND		2	ND		2	-	-	-
NDPA/DPA	50	50	ND		2	ND		2	ND		2	ND		2	ND		2	ND		2	-	-	-
n-Nitrosodi-n-propylamine	NA	NA	ND		5	ND		5	ND		5	ND		5	ND		5	ND		5	-	-	-
Bis(2-ethylhexyl)phthalate	5	5	ND		3	1.9	J	3	ND		3	ND		3	ND		3	ND		3	-	-	-
Butyl benzyl phthalate	50	50	ND		5	ND		5	ND		5	ND		5	ND		5	ND		5	-	-	-
Di-n-butylphthalate	50	50	ND		5	ND		5	ND		5	ND		5	ND		5	ND		5	-	-	-
Di-n-octylphthalate	50	50	ND		5	ND		5	ND		5	ND		5	ND		5	ND		5	-	-	-
Diethyl phthalate	50	50	ND		5	ND		5	ND		5	ND		5	ND		5	ND		5	-	-	-

TABLE 4

Groundwater Data Summary
Hope on Main - 954 Main Street
Brownfield Cleanup Program

		SAMPLE ID:	GW-MW-01-091423			GW-MW-02-091523			GW-MW-03-091523			GW-MW-04-091423			GW-MW-05-091423			GW-DUP			TRIP BLANK		
		COLLECTION DATE:	9/14/2023			9/15/2023			9/15/2023			9/14/2023			9/14/2023			9/14/2023			9/14/2023		
		SAMPLE MATRIX:	WATER			WATER			WATER			WATER			WATER			WATER			WATER		
	NY-AWQS	NY-TOGS-GA																					
ANALYTE	(ug/l)	(ug/l)	Result	Flg	RL	Result	Flg	RL	Result	Flg	RL	Result	Flg	RL	Result	Flg	RL	Result	Flg	RL	Result	Flg	RL
Dimethyl phthalate	50	50	ND		5	ND		5	ND		5	ND		5	ND		5	ND		5	-	-	-
Biphenyl	NA	NA	ND		2	ND		2	ND		2	ND		2	ND		2	ND		2	-	-	-
4-Chloroaniline	5	5	ND		5	ND		5	ND		5	ND		5	ND		5	ND		5	-	-	-
2-Nitroaniline	5	5	ND		5	ND		5	ND		5	ND		5	ND		5	ND		5	-	-	-
3-Nitroaniline	5	5	ND		5	ND		5	ND		5	ND		5	ND		5	ND		5	-	-	-
4-Nitroaniline	5	5	ND		5	ND		5	ND		5	ND		5	ND		5	ND		5	-	-	-
Dibenzofuran	NA	NA	ND		2	ND		2	ND		2	ND		2	ND		2	ND		2	-	-	-
1,2,4,5-Tetrachlorobenzene	5	5	ND		10	ND		10	ND		10	ND		10	ND		10	ND		10	-	-	-
Acetophenone	NA	NA	ND		5	ND		5	ND		5	ND		5	ND		5	ND		5	-	-	-
2,4,6-Trichlorophenol	NA	NA	ND		5	ND		5	ND		5	ND		5	ND		5	ND		5	-	-	-
p-Chloro-m-cresol	NA	NA	ND		2	ND		2	ND		2	ND		2	ND		2	ND		2	-	-	-
2-Chlorophenol	NA	NA	ND		2	ND		2	ND		2	ND		2	ND		2	ND		2	-	-	-
2,4-Dichlorophenol	1	2	ND		5	ND		5	ND		5	ND		5	ND		5	ND		5	-	-	-
2,4-Dimethylphenol	50	2	ND		5	ND		5	ND		5	ND		5	ND		5	ND		5	-	-	-
2-Nitrophenol	NA	NA	ND		10	ND		10	ND		10	ND		10	ND		10	ND		10	-	-	-
4-Nitrophenol	NA	NA	ND		10	ND		10	ND		10	ND		10	ND		10	ND		10	-	-	-
2,4-Dinitrophenol	10	2	ND		20	ND		20	ND		20	ND		20	ND		20	ND		20	-	-	-
4,6-Dinitro-o-cresol	NA	NA	ND		10	ND		10	ND		10	ND		10	ND		10	ND		10	-	-	-
Phenol	1	2	ND		5	ND		5	ND		5	ND		5	ND		5	ND		5	-	-	-
2-Methylphenol	NA	NA	ND		5	ND		5	ND		5	ND		5	ND		5	ND		5	-	-	-
3-Methylphenol/4-Methylphenol	NA	NA	ND		5	ND		5	ND		5	ND		5	ND		5	ND		5	-	-	-
2,4,5-Trichlorophenol	NA	NA	ND		5	ND		5	ND		5	ND		5	ND		5	ND		5	-	-	-
Carbazole	NA	NA	ND		2	ND		2	ND		2	ND		2	ND		2	ND		2	-	-	-
Atrazine	7.5	7.5	ND		10	ND		10	ND		10	ND		10	ND		10	ND		10	-	-	-
Benzaldehyde	NA	NA	ND		5	ND		5	ND		5	ND		5	ND		5	ND		5	-	-	-
Caprolactam	NA	NA	ND		10	ND		10	ND		10	ND		10	ND		10	ND		10	-	-	-
2,3,4,6-Tetrachlorophenol	NA	NA	ND		5	ND		5	ND		5	ND		5	ND		5	ND		5	-	-	-
Acenaphthene	20	20	ND		0.1	ND		0.1	ND		0.1	ND		0.1	ND		0.1	ND		0.1	-	-	-
2-Chloronaphthalene	10	10	ND		0.2	ND		0.2	ND		0.2	ND		0.2	ND		0.2	ND		0.2	-	-	-
Fluoranthene	50	50	ND		0.1	0.03	J	0.1	ND		0.1	ND		0.1	ND		0.1	ND		0.1	-	-	-
Hexachlorobutadiene	0.5	0.5	ND		0.5	ND		0.5	ND		0.5	ND		0.5	ND		0.5	ND		0.5	-	-	-
Naphthalene	10	10	ND		0.1	ND		0.1	ND		0.1	ND		0.1	ND		0.1	ND		0.1	-	-	-
Benzo(a)anthracene	0.002	0.002	ND		0.1	ND		0.1	ND		0.1	ND		0.1	ND		0.1	ND		0.1	-	-	-
Benzo(a)pyrene	0	0	ND		0.1	ND		0.1	ND		0.1	ND		0.1	ND		0.1	**0.06**	**J**	0.1	-	-	-
Benzo(b)fluoranthene	0.002	0.002	ND		0.1	ND		0.1	ND		0.1	**0.01**	**J**	0.1	**0.02**	**J**	0.1	ND		0.1	-	-	-
Benzo(k)fluoranthene	0.002	0.002	ND		0.1	ND		0.1	ND		0.1	**0.01**	**J**	0.1	**0.01**	**J**	0.1	**0.01**	**J**	0.1	-	-	-
Chrysene	0.002	0.002	ND		0.1	ND		0.1	ND		0.1	ND		0.1	**0.01**	**J**	0.1	ND		0.1	-	-	-
Acenaphthylene	NA	NA	ND		0.1	ND		0.1	ND		0.1	ND		0.1	ND		0.1	ND		0.1	-	-	-
Anthracene	50	50	ND		0.1	ND		0.1	ND		0.1	ND		0.1	ND		0.1	ND		0.1	-	-	-
Benzo(ghi)perylene	NA	NA	ND		0.1	ND		0.1	ND		0.1	ND		0.1	ND		0.1	ND		0.1	-	-	-

TABLE 4

Groundwater Data Summary
Hope on Main - 954 Main Street
Brownfield Cleanup Program

		SAMPLE ID:	GW-MW-01-091423			GW-MW-02-091523			GW-MW-03-091523			GW-MW-04-091423			GW-MW-05-091423			GW-DUP			TRIP BLANK		
		COLLECTION DATE:	9/14/2023			9/15/2023			9/15/2023			9/14/2023			9/14/2023			9/14/2023			9/14/2023		
		SAMPLE MATRIX:	WATER			WATER			WATER			WATER			WATER			WATER			WATER		
	NY-AWQS	NY-TOGS-GA																					
ANALYTE	**(ug/l)**	**(ug/l)**	Result	Flg	RL	Result	Flg	RL	Result	Flg	RL	Result	Flg	RL	Result	Flg	RL	Result	Flg	RL	Result	Flg	RL
Fluorene	50	50	ND		0.1	ND		0.1	ND		0.1	ND		0.1	ND		0.1	ND		0.1	-	-	-
Phenanthrene	50	50	ND		0.1	ND		0.1	ND		0.1	ND		0.1	ND		0.1	ND		0.1	-	-	-
Dibenzo(a,h)anthracene	NA	NA	ND		0.1	ND		0.1	ND		0.1	ND		0.1	ND		0.1	ND		0.1	-	-	-
Indeno(1,2,3-cd)pyrene	0.002	0.002	ND		0.1	ND		0.1	ND		0.1	ND		0.1	ND		0.1	ND		0.1	-	-	-
Pyrene	50	50	ND		0.1	0.04	J	0.1	ND		0.1	ND		0.1	ND		0.1	ND		0.1	-	-	-
2-Methylnaphthalene	NA	NA	ND		0.1	ND		0.1	ND		0.1	ND		0.1	ND		0.1	ND		0.1	-	-	-
Pentachlorophenol	1	2	ND		0.8	ND		0.8	ND		0.8	ND		0.8	ND		0.8	ND		0.8	-	-	-
Hexachlorobenzene	0.04	0.04	ND		0.8	ND		0.8	ND		0.8	ND		0.8	ND		0.8	ND		0.8	-	-	-
Hexachloroethane	5	5	ND		0.8	ND		0.8	ND		0.8	ND		0.8	ND		0.8	ND		0.8	-	-	-
HERBICIDES																							
2,4,5-TP (Silvex)	NA	0.26	ND		2	ND		2	ND		2	ND		2	ND		2	ND		2	-	-	-
PESTICIDES																							
Delta-BHC	0.04	0.04	ND		0.014	ND		0.014	ND		0.014	ND		0.014	ND		0.014	ND		0.014	-	-	-
Lindane	0.05	0.05	ND		0.014	ND		0.014	ND		0.014	ND		0.014	ND		0.014	ND		0.014	-	-	-
Alpha-BHC	0.01	0.01	ND		0.014	ND		0.014	ND		0.014	ND		0.014	ND		0.014	ND		0.014	-	-	-
Beta-BHC	0.04	0.04	ND		0.014	ND		0.014	ND		0.014	ND		0.014	ND		0.014	ND		0.014	-	-	-
Heptachlor	0.04	0.04	ND		0.014	ND		0.014	ND		0.014	ND		0.014	ND		0.014	ND		0.014	-	-	-
Aldrin	0	0	ND		0.014	ND		0.014	ND		0.014	ND		0.014	ND		0.014	ND		0.014	-	-	-
Heptachlor epoxide	0.03	0.03	ND		0.014	ND		0.014	ND		0.014	ND		0.014	ND		0.014	ND		0.014	-	-	-
Endrin	0	0	ND		0.029	ND		0.029	ND		0.029	ND		0.029	ND		0.029	ND		0.029	-	-	-
Endrin aldehyde	5	5	ND		0.029	ND		0.029	ND		0.029	ND		0.029	ND		0.029	ND		0.029	-	-	-
Endrin ketone	5	5	ND		0.029	ND		0.029	ND		0.029	ND		0.029	ND		0.029	ND		0.029	-	-	-
Dieldrin	0.004	0.004	ND		0.029	ND		0.029	ND		0.029	ND		0.029	ND		0.029	ND		0.029	-	-	-
4,4'-DDE	0.2	0.2	ND		0.029	ND		0.029	ND		0.029	ND		0.029	ND		0.029	ND		0.029	-	-	-
4,4'-DDD	0.3	0.3	ND		0.029	ND		0.029	ND		0.029	ND		0.029	ND		0.029	ND		0.029	-	-	-
4,4'-DDT	0.2	0.2	ND		0.029	ND		0.029	ND		0.029	ND		0.029	ND		0.029	ND		0.029	-	-	-
Endosulfan I	NA	NA	ND		0.014	ND		0.014	ND		0.014	ND		0.014	ND		0.014	ND		0.014	-	-	-
Endosulfan II	NA	NA	ND		0.029	ND		0.029	ND		0.029	ND		0.029	ND		0.029	ND		0.029	-	-	-
Endosulfan sulfate	NA	NA	ND		0.029	ND		0.029	ND		0.029	ND		0.029	ND		0.029	ND		0.029	-	-	-
Methoxychlor	35	35	ND		0.143	ND		0.143	ND		0.143	ND		0.143	ND		0.143	ND		0.143	-	-	-
Toxaphene	0.06	0.06	ND		0.143	ND		0.143	ND		0.143	ND		0.143	ND		0.143	ND		0.143	-	-	-
cis-Chlordane	NA	NA	ND		0.014	ND		0.014	ND		0.014	ND		0.014	ND		0.014	ND		0.014	-	-	-
trans-Chlordane	NA	NA	ND		0.014	ND		0.014	ND		0.014	ND		0.014	ND		0.014	ND		0.014	-	-	-
Chlordane	0.05	0.05	ND		0.143	ND		0.143	ND		0.143	ND		0.143	ND		0.143	ND		0.143	-	-	-
POLYCHLORINATED BIPHENYLS																							
Aroclor 1016	0.09	0.09	ND		0.071	ND		0.071	ND		0.071	ND		0.071	ND		0.071	ND		0.071	-	-	-
Aroclor 1221	0.09	0.09	ND		0.071	ND		0.071	ND		0.071	ND		0.071	ND		0.071	ND		0.071	-	-	-
Aroclor 1232	0.09	0.09	ND		0.071	ND		0.071	ND		0.071	ND		0.071	ND		0.071	ND		0.071	-	-	-
Aroclor 1242	0.09	0.09	ND		0.071	ND		0.071	ND		0.071	ND		0.071	ND		0.071	ND		0.071	-	-	-

TABLE 4

Groundwater Data Summary
Hope on Main - 954 Main Street
Brownfield Cleanup Program

		SAMPLE ID:	GW-MW-01-091423			GW-MW-02-091523			GW-MW-03-091523			GW-MW-04-091423			GW-MW-05-091423			GW-DUP			TRIP BLANK		
		COLLECTION DATE:	9/14/2023			9/15/2023			9/15/2023			9/14/2023			9/14/2023			9/14/2023			9/14/2023		
		SAMPLE MATRIX:	WATER			WATER			WATER			WATER			WATER			WATER			WATER		
	NY-AWQS	NY-TOGS-GA																					
ANALYTE	(ug/l)	(ug/l)	Result	Flg	RL	Result	Flg	RL	Result	Flg	RL	Result	Flg	RL	Result	Flg	RL	Result	Flg	RL	Result	Flg	RL
Aroclor 1248	0.09	0.09	ND		0.071	ND		0.071	ND		0.071	ND		0.071	ND		0.071	ND		0.071	-	-	-
Aroclor 1254	0.09	0.09	ND		0.071	ND		0.071	ND		0.071	ND		0.071	ND		0.071	ND		0.071	-	-	-
Aroclor 1260	0.09	0.09	ND		0.071	ND		0.071	ND		0.071	ND		0.071	ND		0.071	ND		0.071	-	-	-
Aroclor 1262	0.09	0.09	ND		0.071	ND		0.071	ND		0.071	ND		0.071	ND		0.071	ND		0.071	-	-	-
Aroclor 1268	0.09	0.09	ND		0.071	ND		0.071	ND		0.071	ND		0.071	ND		0.071	ND		0.071	-	-	-
PCBs, Total	NA	NA	ND		0.071	ND		0.071	ND		0.071	ND		0.071	ND		0.071	ND		0.071	-	-	-
TOTAL METALS																							
Aluminum, Total	NA	2000	**116000**		50	1800		10	228		10	49.6		10	553		10	18.8		10	-	-	-
Antimony, Total	3	6	ND		20	0.44	J	4	ND		4	ND		4	ND		4	ND		4	-	-	-
Arsenic, Total	25	50	**70.13**		2.5	1.67		0.5	0.48	J	0.5	0.6		0.5	1.85		0.5	0.61		0.5	-	-	-
Barium, Total	1000	2000	**1848**		2.5	144.6		0.5	95.13		0.5	93.49		0.5	170.2		0.5	86.44		0.5	-	-	-
Beryllium, Total	3	3	**5.37**		2.5	0.11	J	0.5	ND		0.5	ND		0.5	ND		0.5	ND		0.5	-	-	-
Cadmium, Total	5	10	**13.38**		1	0.08	J	0.2	ND		0.2	ND		0.2	ND		0.2	ND		0.2	-	-	-
Calcium, Total	NA	NA	1560000		500	142000		100	170000		100	179000		100	146000		100	167000		100	-	-	-
Chromium, Total	50	100	**259.2**		5	20.84		1	**76.58**		1	7.38		1	4.62		1	4.43		1	-	-	-
Cobalt, Total	NA	NA	126.6		2.5	1.74		0.5	3.46		0.5	0.9		0.5	1.48		0.5	0.74		0.5	-	-	-
Copper, Total	200	1000	**494.4**		5	7.82		1	6.76		1	3.38		1	5.24		1	2.83		1	-	-	-
Iron, Total	300	600	**247000**		250	**2820**		50	**968**		50	**356**		50	**1590**		50	256		50	-	-	-
Lead, Total	25	50	**612.4**		5	5.07		1	0.75	J	1	0.35	J	1	2.37		1	ND		1	-	-	-
Magnesium, Total	35000	35000	**477000**		350	**64500**		70	**56300**		70	**69200**		70	**51100**		70	**57000**		70	-	-	-
Manganese, Total	300	600	**7033**		5	181.4		1	100.4		1	60.07		1	95.9		1	45.01		1	-	-	-
Mercury, Total	0.7	1.4	0.37		0.2	ND		0.2	ND		0.2	ND		0.2	ND		0.2	ND		0.2	-	-	-
Nickel, Total	100	200	**267.4**		10	14.9		2	59.11		2	7.81		2	4.7		2	5.29		2	-	-	-
Potassium, Total	NA	NA	27100		500	6800		100	5510		100	6680		100	16000		100	6180		100	-	-	-
Selenium, Total	10	20	**71.7**		25	ND		5	ND		5	ND		5	ND		5	ND		5	-	-	-
Silver, Total	50	100	1.37	J	2	ND		0.4	ND		0.4	ND		0.4	ND		0.4	ND		0.4	-	-	-
Sodium, Total	20000	NA	**1450000**		500	**301000**		100	**383000**		100	340000		1000	614000		1000	**344000**		100	-	-	-
Thallium, Total	0.5	0.5	**2.37**	**J**	5	ND		1	ND		1	ND		1	ND		1	ND		1	-	-	-
Vanadium, Total	NA	NA	212.3		25	3.49	J	5	ND		5	ND		5	ND		5	ND		5	-	-	-
Zinc, Total	2000	5000	**3838**		50	35.78		10	20.96		10	10.96		10	20.5		10	9.31	J	10	-	-	-
GENERAL CHEMISTRY																							
Cyanide, Total	200	400	14		5	ND		5	ND		5	ND		5	ND		5	ND		5	-	-	-
Chromium, Hexavalent	50	100	3	J	10	ND		10	ND		10	ND		10	ND		10	ND		10	-	-	-

TABLE 4

Groundwater Data Summary
Hope on Main - 954 Main Street
Brownfield Cleanup Program

		SAMPLE ID:	GW-MW-01-101723			GW-MW-02-101723			GW-MW-03-101723			GW-MW-04-101723			GW-MW-05-101723			GW-DUP			TRIP BLANK		
		COLLECTION DATE:	10/17/2023			10/17/2023			10/17/2023			10/17/2023			10/17/2023			10/17/2023			10/17/2023		
		SAMPLE MATRIX:	WATER			WATER			WATER			WATER			WATER			WATER			WATER		
	NY-AWQS	NY-TOGS-GA																					
ANALYTE	**(ug/l)**	**(ug/l)**	Result	Flg	RL	Result	Flg	RL	Result	Flg	RL	Result	Flg	RL	Result	Flg	RL	Result	Flg	RL	Result	Flg	RL
VOCs																							
Methylene chloride	5	5	ND		2.5	ND		2.5	ND		2.5	ND		2.5	ND		2.5	ND		2.5	ND		2.5
1,1-Dichloroethane	5	5	ND		2.5	ND		2.5	ND		2.5	ND		2.5	ND		2.5	ND		2.5	ND		2.5
Chloroform	7	7	**8.4**		2.5	ND		2.5	ND		2.5	ND		2.5	ND		2.5	ND		2.5	ND		2.5
Carbon tetrachloride	5	5	ND		0.5	ND		0.5	ND		0.5	ND		0.5	ND		0.5	ND		0.5	ND		0.5
1,2-Dichloropropane	1	1	ND		1	ND		1	ND		1	ND		1	ND		1	ND		1	ND		1
Dibromochloromethane	50	50	ND		0.5	ND		0.5	ND		0.5	ND		0.5	ND		0.5	ND		0.5	ND		0.5
1,1,2-Trichloroethane	1	1	ND		1.5	ND		1.5	ND		1.5	ND		1.5	ND		1.5	ND		1.5	ND		1.5
Tetrachloroethene	5	5	ND		0.5	ND		0.5	**5**		0.5	3.4		0.5	ND		0.5	ND		0.5	ND		0.5
Chlorobenzene	5	5	ND		2.5	ND		2.5	ND		2.5	ND		2.5	ND		2.5	ND		2.5	ND		2.5
Trichlorofluoromethane	5	5	ND		2.5	ND		2.5	ND		2.5	ND		2.5	ND		2.5	ND		2.5	ND		2.5
1,2-Dichloroethane	0.6	0.6	ND		0.5	ND		0.5	ND		0.5	**0.64**		0.5	ND		0.5	ND		0.5	ND		0.5
1,1,1-Trichloroethane	5	5	ND		2.5	ND		2.5	0.9	J	2.5	ND		2.5	ND		2.5	ND		2.5	ND		2.5
Bromodichloromethane	50	50	0.88		0.5	ND		0.5	ND		0.5	ND		0.5	ND		0.5	ND		0.5	ND		0.5
trans-1,3-Dichloropropene	0.4	0.4	ND		0.5	ND		0.5	ND		0.5	ND		0.5	ND		0.5	ND		0.5	ND		0.5
cis-1,3-Dichloropropene	0.4	0.4	ND		0.5	ND		0.5	ND		0.5	ND		0.5	ND		0.5	ND		0.5	ND		0.5
Bromoform	50	50	ND		2	ND		2	ND		2	ND		2	ND		2	ND		2	ND		2
1,1,2,2-Tetrachloroethane	5	5	ND		0.5	ND		0.5	ND		0.5	ND		0.5	ND		0.5	ND		0.5	ND		0.5
Benzene	1	1	ND		0.5	ND		0.5	ND		0.5	ND		0.5	ND		0.5	ND		0.5	ND		0.5
Toluene	5	5	ND		2.5	ND		2.5	ND		2.5	ND		2.5	ND		2.5	ND		2.5	ND		2.5
Ethylbenzene	5	5	ND		2.5	ND		2.5	ND		2.5	ND		2.5	ND		2.5	ND		2.5	ND		2.5
Chloromethane	NA	NA	ND		2.5	ND		2.5	ND		2.5	ND		2.5	ND		2.5	ND		2.5	ND		2.5
Bromomethane	5	5	ND		2.5	ND		2.5	ND		2.5	ND		2.5	ND		2.5	ND		2.5	ND		2.5
Vinyl chloride	2	2	ND		1	ND		1	ND		1	ND		1	ND		1	ND		1	ND		1
Chloroethane	5	5	ND		2.5	ND		2.5	ND		2.5	ND		2.5	ND		2.5	ND		2.5	ND		2.5
1,1-Dichloroethene	5	5	ND		0.5	ND		0.5	ND		0.5	ND		0.5	ND		0.5	ND		0.5	ND		0.5
trans-1,2-Dichloroethene	5	5	ND		2.5	ND		2.5	ND		2.5	ND		2.5	ND		2.5	ND		2.5	ND		2.5
Trichloroethene	5	5	ND		0.5	ND		0.5	3.1		0.5	2		0.5	ND		0.5	ND		0.5	ND		0.5
1,2-Dichlorobenzene	3	3	ND		2.5	ND		2.5	ND		2.5	ND		2.5	ND		2.5	ND		2.5	ND		2.5
1,3-Dichlorobenzene	3	3	ND		2.5	ND		2.5	ND		2.5	ND		2.5	ND		2.5	ND		2.5	ND		2.5
1,4-Dichlorobenzene	3	3	ND		2.5	ND		2.5	ND		2.5	ND		2.5	ND		2.5	ND		2.5	ND		2.5
Methyl tert butyl ether	10	10	ND		2.5	ND		2.5	ND		2.5	ND		2.5	ND		2.5	ND		2.5	ND		2.5
p/m-Xylene	5	5	ND		2.5	ND		2.5	ND		2.5	ND		2.5	ND		2.5	ND		2.5	ND		2.5
o-Xylene	5	5	ND		2.5	ND		2.5	ND		2.5	ND		2.5	ND		2.5	ND		2.5	ND		2.5
cis-1,2-Dichloroethene	5	5	ND		2.5	ND		2.5	ND		2.5	ND		2.5	ND		2.5	ND		2.5	ND		2.5
Styrene	5	930	ND		2.5	ND		2.5	ND		2.5	ND		2.5	ND		2.5	ND		2.5	ND		2.5
Dichlorodifluoromethane	5	5	ND		5	ND		5	ND		5	ND		5	ND		5	ND		5	ND		5
Acetone	50	50	ND		5	ND		5	ND		5	ND		5	ND		5	ND		5	ND		5
Carbon disulfide	60	60	ND		5	ND		5	ND		5	ND		5	ND		5	ND		5	ND		5
2-Butanone	50	50	ND		5	ND		5	ND		5	ND		5	ND		5	ND		5	ND		5

TABLE 4

Groundwater Data Summary
Hope on Main - 954 Main Street
Brownfield Cleanup Program

		SAMPLE ID:	GW-MW-01-101723			GW-MW-02-101723			GW-MW-03-101723			GW-MW-04-101723			GW-MW-05-101723			GW-DUP			TRIP BLANK		
		COLLECTION DATE:	10/17/2023			10/17/2023			10/17/2023			10/17/2023			10/17/2023			10/17/2023			10/17/2023		
		SAMPLE MATRIX:	WATER			WATER			WATER			WATER			WATER			WATER			WATER		
	NY-AWQS	NY-TOGS-GA																					
ANALYTE	**(ug/l)**	**(ug/l)**	Result	Flg	RL	Result	Flg	RL	Result	Flg	RL	Result	Flg	RL	Result	Flg	RL	Result	Flg	RL	Result	Flg	RL
4-Methyl-2-pentanone	NA	NA	ND		5	ND		5	ND		5	ND		5	ND		5	ND		5	ND		5
2-Hexanone	50	50	ND		5	ND		5	ND		5	ND		5	ND		5	ND		5	ND		5
1,2-Dibromoethane	0.0006	0.0006	ND		2	ND		2	ND		2	ND		2	ND		2	ND		2	ND		2
n-Butylbenzene	5	5	ND		2.5	ND		2.5	ND		2.5	ND		2.5	ND		2.5	ND		2.5	ND		2.5
sec-Butylbenzene	5	5	ND		2.5	ND		2.5	ND		2.5	ND		2.5	ND		2.5	ND		2.5	ND		2.5
tert-Butylbenzene	5	5	ND		2.5	ND		2.5	ND		2.5	ND		2.5	ND		2.5	ND		2.5	ND		2.5
1,2-Dibromo-3-chloropropane	0.04	0.04	ND		2.5	ND		2.5	ND		2.5	ND		2.5	ND		2.5	ND		2.5	ND		2.5
Isopropylbenzene	5	5	ND		2.5	ND		2.5	ND		2.5	ND		2.5	ND		2.5	ND		2.5	ND		2.5
p-Isopropyltoluene	5	5	ND		2.5	ND		2.5	ND		2.5	ND		2.5	ND		2.5	ND		2.5	ND		2.5
Naphthalene	10	10	ND		2.5	ND		2.5	ND		2.5	ND		2.5	ND		2.5	ND		2.5	ND		2.5
n-Propylbenzene	5	5	ND		2.5	ND		2.5	ND		2.5	ND		2.5	ND		2.5	ND		2.5	ND		2.5
1,2,4-Trichlorobenzene	5	5	ND		2.5	ND		2.5	ND		2.5	ND		2.5	ND		2.5	ND		2.5	ND		2.5
1,3,5-Trimethylbenzene	5	5	ND		2.5	ND		2.5	ND		2.5	ND		2.5	ND		2.5	ND		2.5	ND		2.5
1,2,4-Trimethylbenzene	5	5	ND		2.5	ND		2.5	ND		2.5	ND		2.5	ND		2.5	ND		2.5	ND		2.5
Methyl Acetate	NA	NA	ND		2	ND		2	ND		2	ND		2	ND		2	ND		2	ND		2
Cyclohexane	NA	NA	ND		10	ND		10	ND		10	ND		10	ND		10	ND		10	ND		10
Freon-113	5	5	ND		2.5	ND		2.5	ND		2.5	ND		2.5	ND		2.5	ND		2.5	ND		2.5
Methyl cyclohexane	NA	NA	ND		10	ND		10	ND		10	ND		10	ND		10	ND		10	ND		10
1,4 DIOXANE BY 8270E-SIM																							
1,4-Dioxane	NA	NA	ND		0.147	ND		0.147	ND		0.144	ND		0.147	ND		0.142	ND		0.147	-	-	-
PERFLUORINATED ALKYL ACIDS BY																							
Perfluorobutanoic Acid (PFBA)	NA	NA	-		-	ND		0.064	0.00722		0.00588	-	-	-	-	-	-	-		-	-	-	-
Perfluoropentanoic Acid (PFPeA)	NA	NA	-		-	ND		0.032	0.00529		0.00294	-	-	-	-	-	-	-		-	-	-	-
Perfluorobutanesulfonic Acid (PFBS)	NA	NA	-		-	ND		0.016	ND		0.00147	-	-	-	-	-	-	-		-	-	-	-
1H,1H,2H,2H-Perfluorohexanesulfonic Acid (4:2FTS)	NA	NA	-		-	ND		0.064	ND		0.00588	-	-	-	-	-	-	-		-	-	-	-
Perfluorohexanoic Acid (PFHxA)	NA	NA	-		-	ND		0.016	0.00206		0.00147	-	-	-	-	-	-	-		-	-	-	-
Perfluoropentanesulfonic Acid (PFPeS)	NA	NA	-		-	ND		0.016	ND		0.00147	-	-	-	-	-	-	-		-	-	-	-
Perfluoroheptanoic Acid (PFHpA)	NA	NA	-		-	ND		0.016	0.000544	J	0.00147	-	-	-	-	-	-	-		-	-	-	-
Perfluorohexanesulfonic Acid (PFHxS)	NA	NA	-		-	ND		0.016	ND		0.00147	-	-	-	-	-	-	-		-	-	-	-
Perfluorooctanoic Acid (PFOA)	0.0067	0.0067	-		-	ND		0.016	ND		0.00147	-	-	-	-	-	-	-		-	-	-	-
1H,1H,2H,2H-Perfluorooctanesulfonic Acid (6:2FTS)	NA	NA	-		-	ND		0.064	ND		0.00588	-	-	-	-	-	-	-		-	-	-	-
Perfluoroheptanesulfonic Acid (PFHpS)	NA	NA	-		-	ND		0.016	ND		0.00147	-	-	-	-	-	-	-		-	-	-	-
Perfluorononanoic Acid (PFNA)	NA	NA	-		-	ND		0.016	ND		0.00147	-	-	-	-	-	-	-		-	-	-	-
Perfluorooctanesulfonic Acid (PFOS)	0.0027	0.0027	-		-	ND		0.016	ND		0.00147	-	-	-	-	-	-	-		-	-	-	-
Perfluorodecanoic Acid (PFDA)	NA	NA	-		-	ND		0.016	ND		0.00147	-	-	-	-	-	-	-		-	-	-	-
1H,1H,2H,2H-Perfluorodecanesulfonic Acid (8:2FTS)	NA	NA	-		-	ND		0.064	ND		0.00588	-	-	-	-	-	-	-		-	-	-	-
Perfluorononanesulfonic Acid (PFNS)	NA	NA	-		-	ND		0.016	ND		0.00147	-	-	-	-	-	-	-		-	-	-	-
N-Methyl Perfluorooctanesulfonamidoacetic Acid (NMeFOS	NA	NA	-		-	ND		0.016	ND		0.00147	-	-	-	-	-	-	-		-	-	-	-
Perfluoroundecanoic Acid (PFUnA)	NA	NA	-		-	ND		0.016	ND		0.00147	-	-	-	-	-	-	-		-	-	-	-
Perfluorodecanesulfonic Acid (PFDS)	NA	NA	-		-	ND		0.016	ND		0.00147	-	-	-	-	-	-	-		-	-	-	-

TABLE 4

Groundwater Data Summary
Hope on Main - 954 Main Street
Brownfield Cleanup Program

		SAMPLE ID:	GW-MW-01-101723			GW-MW-02-101723			GW-MW-03-101723			GW-MW-04-101723			GW-MW-05-101723			GW-DUP			TRIP BLANK		
		COLLECTION DATE:	10/17/2023			10/17/2023			10/17/2023			10/17/2023			10/17/2023			10/17/2023			10/17/2023		
		SAMPLE MATRIX:	WATER			WATER			WATER			WATER			WATER			WATER			WATER		
	NY-AWQS	NY-TOGS-GA																					
ANALYTE	(ug/l)	(ug/l)	Result	Flg	RL	Result	Flg	RL	Result	Flg	RL	Result	Flg	RL	Result	Flg	RL	Result	Flg	RL	Result	Flg	RL
Perfluorooctanesulfonamide (PFOSA)	NA	NA	-		-	ND		0.016	ND		0.00147	-	-	-	-	-	-	-		-	-	-	-
N-Ethyl Perfluorooctanesulfonamidoacetic Acid (NEtFOSAA)	NA	NA	-		-	ND		0.016	ND		0.00147	-	-	-	-	-	-	-		-	-	-	-
Perfluorododecanoic Acid (PFDoA)	NA	NA	-		-	ND		0.016	ND		0.00147	-	-	-	-	-	-	-		-	-	-	-
Perfluorotridecanoic Acid (PFTrDA)	NA	NA	-		-	ND		0.016	ND		0.00147	-	-	-	-	-	-	-		-	-	-	-
Perfluorotetradecanoic Acid (PFTeDA)	NA	NA	-		-	ND		0.016	ND		0.00147	-	-	-	-	-	-	-		-	-	-	-
Hexafluoropropylene Oxide Dimer Acid (HFPO-DA)	NA	NA	-		-	ND		0.064	ND		0.00588	-	-	-	-	-	-	-		-	-	-	-
4,8-Dioxa-3h-Perfluorononanoic Acid (ADONA)	NA	NA	-		-	ND		0.064	ND		0.00588	-	-	-	-	-	-	-		-	-	-	-
Perfluorododecanesulfonic Acid (PFDoS)	NA	NA	-		-	ND		0.016	ND		0.00147	-	-	-	-	-	-	-		-	-	-	-
9-Chlorohexadecafluoro-3-Oxanone-1-Sulfonic Acid (9Cl-PF	NA	NA	-		-	ND		0.064	ND		0.00588	-	-	-	-	-	-	-		-	-	-	-
11-Chloroeicosafluoro-3-Oxaundecane-1-Sulfonic Acid (11C	NA	NA	-		-	ND		0.064	ND		0.00588	-	-	-	-	-	-	-		-	-	-	-
N-Methyl Perfluorooctane Sulfonamide (NMeFOSA)	NA	NA	-		-	ND		0.016	ND		0.00147	-	-	-	-	-	-	-		-	-	-	-
N-Ethyl Perfluorooctane Sulfonamide (NEtFOSA)	NA	NA	-		-	ND		0.016	ND		0.00147	-	-	-	-	-	-	-		-	-	-	-
N-Methyl Perfluorooctanesulfonamido Ethanol (NMeFOSE)	NA	NA	-		-	ND		0.16	ND		0.0147	-	-	-	-	-	-	-		-	-	-	-
N-Ethyl Perfluorooctanesulfonamido Ethanol (NEtFOSE)	NA	NA	-		-	ND		0.16	ND		0.0147	-	-	-	-	-	-	-		-	-	-	-
Perfluoro-3-Methoxypropanoic Acid (PFMPA)	NA	NA	-		-	ND		0.032	ND		0.00294	-	-	-	-	-	-	-		-	-	-	-
Perfluoro-4-Methoxybutanoic Acid (PFMBA)	NA	NA	-		-	ND		0.032	ND		0.00294	-	-	-	-	-	-	-		-	-	-	-
Perfluoro(2-Ethoxyethane)Sulfonic Acid (PFEESA)	NA	NA	-		-	ND		0.032	ND		0.00294	-	-	-	-	-	-	-		-	-	-	-
Nonafluoro-3,6-Dioxaheptanoic Acid (NFDHA)	NA	NA	-		-	ND		0.032	ND		0.00294	-	-	-	-	-	-	-		-	-	-	-
3-Perfluoropropyl Propanoic Acid (3:3FTCA)	NA	NA	-		-	ND		0.08	ND		0.00735	-	-	-	-	-	-	-		-	-	-	-
2H,2H,3H,3H-Perfluorooctanoic Acid (5:3FTCA)	NA	NA	-		-	ND		0.4	ND		0.0368	-	-	-	-	-	-	-		-	-	-	-
3-Perfluoroheptyl Propanoic Acid (7:3FTCA)	NA	NA	-		-	ND		0.4	ND		0.0368	-	-	-	-	-	-	-		-	-	-	-
SVOCs																							
Bis(2-chloroethyl)ether	1	1	ND		2	ND		2	ND		2	ND		2	ND		2	ND		2	-	-	-
3,3'-Dichlorobenzidine	5	5	ND		5	ND		5	ND		5	ND		5	ND		5	ND		5	-	-	-
2,4-Dinitrotoluene	5	5	ND		5	ND		5	ND		5	ND		5	ND		5	ND		5	-	-	-
2,6-Dinitrotoluene	5	5	ND		5	ND		5	ND		5	ND		5	ND		5	ND		5	-	-	-
4-Chlorophenyl phenyl ether	NA	NA	ND		2	ND		2	ND		2	ND		2	ND		2	ND		2	-	-	-
4-Bromophenyl phenyl ether	NA	NA	ND		2	ND		2	ND		2	ND		2	ND		2	ND		2	-	-	-
Bis(2-chloroisopropyl)ether	5	5	ND		2	ND		2	ND		2	ND		2	ND		2	ND		2	-	-	-
Bis(2-chloroethoxy)methane	5	5	ND		5	ND		5	ND		5	ND		5	ND		5	ND		5	-	-	-
Hexachlorocyclopentadiene	5	5	ND		20	ND		20	ND		20	ND		20	ND		20	ND		20	-	-	-
Isophorone	50	50	ND		5	ND		5	ND		5	ND		5	ND		5	ND		5	-	-	-
Nitrobenzene	0.4	0.4	ND		2	ND		2	ND		2	ND		2	ND		2	ND		2	-	-	-
NDPA/DPA	50	50	ND		2	ND		2	ND		2	ND		2	ND		2	ND		2	-	-	-
n-Nitrosodi-n-propylamine	NA	NA	ND		5	ND		5	ND		5	ND		5	ND		5	ND		5	-	-	-
Bis(2-ethylhexyl)phthalate	5	5	ND		3	ND		3	ND		3	ND		3	ND		3	ND		3	-	-	-
Butyl benzyl phthalate	50	50	ND		5	ND		5	ND		5	ND		5	ND		5	ND		5	-	-	-
Di-n-butylphthalate	50	50	ND		5	ND		5	ND		5	ND		5	ND		5	ND		5	-	-	-
Di-n-octylphthalate	50	50	ND		5	ND		5	ND		5	ND		5	ND		5	ND		5	-	-	-
Diethyl phthalate	50	50	ND		5	ND		5	ND		5	ND		5	ND		5	ND		5	-	-	-

TABLE 4

Groundwater Data Summary
Hope on Main - 954 Main Street
Brownfield Cleanup Program

		SAMPLE ID:	GW-MW-01-101723			GW-MW-02-101723			GW-MW-03-101723			GW-MW-04-101723			GW-MW-05-101723			GW-DUP			TRIP BLANK		
		COLLECTION DATE:	10/17/2023			10/17/2023			10/17/2023			10/17/2023			10/17/2023			10/17/2023			10/17/2023		
		SAMPLE MATRIX:	WATER			WATER			WATER			WATER			WATER			WATER			WATER		
	NY-AWQS	NY-TOGS-GA																					
ANALYTE	(ug/l)	(ug/l)	Result	Flg	RL	Result	Flg	RL	Result	Flg	RL	Result	Flg	RL	Result	Flg	RL	Result	Flg	RL	Result	Flg	RL
Dimethyl phthalate	50	50	ND		5	ND		5	ND		5	ND		5	ND		5	ND		5	-	-	-
Biphenyl	NA	NA	ND		2	ND		2	ND		2	ND		2	ND		2	ND		2	-	-	-
4-Chloroaniline	5	5	ND		5	ND		5	ND		5	ND		5	ND		5	ND		5	-	-	-
2-Nitroaniline	5	5	ND		5	ND		5	ND		5	ND		5	ND		5	ND		5	-	-	-
3-Nitroaniline	5	5	ND		5	ND		5	ND		5	ND		5	ND		5	ND		5	-	-	-
4-Nitroaniline	5	5	ND		5	ND		5	ND		5	ND		5	ND		5	ND		5	-	-	-
Dibenzofuran	NA	NA	ND		2	ND		2	ND		2	ND		2	ND		2	ND		2	-	-	-
1,2,4,5-Tetrachlorobenzene	5	5	ND		10	ND		10	ND		10	ND		10	ND		10	ND		10	-	-	-
Acetophenone	NA	NA	ND		5	ND		5	ND		5	ND		5	ND		5	ND		5	-	-	-
2,4,6-Trichlorophenol	NA	NA	ND		5	ND		5	ND		5	ND		5	ND		5	ND		5	-	-	-
p-Chloro-m-cresol	NA	NA	ND		2	ND		2	ND		2	ND		2	ND		2	ND		2	-	-	-
2-Chlorophenol	NA	NA	ND		2	ND		2	ND		2	ND		2	ND		2	ND		2	-	-	-
2,4-Dichlorophenol	1	2	ND		5	ND		5	ND		5	ND		5	ND		5	ND		5	-	-	-
2,4-Dimethylphenol	50	2	ND		5	ND		5	ND		5	ND		5	ND		5	ND		5	-	-	-
2-Nitrophenol	NA	NA	ND		10	ND		10	ND		10	ND		10	ND		10	ND		10	-	-	-
4-Nitrophenol	NA	NA	ND		10	ND		10	ND		10	ND		10	ND		10	ND		10	-	-	-
2,4-Dinitrophenol	10	2	ND		20	ND		20	ND		20	ND		20	ND		20	ND		20	-	-	-
4,6-Dinitro-o-cresol	NA	NA	ND		10	ND		10	ND		10	ND		10	ND		10	ND		10	-	-	-
Phenol	1	2	ND		5	ND		5	ND		5	ND		5	ND		5	ND		5	-	-	-
2-Methylphenol	NA	NA	ND		5	ND		5	ND		5	ND		5	ND		5	ND		5	-	-	-
3-Methylphenol/4-Methylphenol	NA	NA	ND		5	ND		5	ND		5	ND		5	ND		5	ND		5	-	-	-
2,4,5-Trichlorophenol	NA	NA	ND		5	ND		5	ND		5	ND		5	ND		5	ND		5	-	-	-
Carbazole	NA	NA	ND		2	ND		2	ND		2	ND		2	ND		2	ND		2	-	-	-
Atrazine	7.5	7.5	ND		10	ND		10	ND		10	ND		10	ND		10	ND		10	-	-	-
Benzaldehyde	NA	NA	ND		5	ND		5	ND		5	ND		5	ND		5	ND		5	-	-	-
Caprolactam	NA	NA	ND		10	ND		10	ND		10	ND		10	ND		10	ND		10	-	-	-
2,3,4,6-Tetrachlorophenol	NA	NA	ND		5	ND		5	ND		5	ND		5	ND		5	ND		5	-	-	-
Acenaphthene	20	20	ND		0.1	ND		0.1	ND		0.1	ND		0.1	0.02	J	0.1	ND		0.1	-	-	-
2-Chloronaphthalene	10	10	ND		0.2	ND		0.2	ND		0.2	ND		0.2	ND		0.2	ND		0.2	-	-	-
Fluoranthene	50	50	ND		0.1	ND		0.1	ND		0.1	ND		0.1	0.03	J	0.1	ND		0.1	-	-	-
Hexachlorobutadiene	0.5	0.5	ND		0.5	ND		0.5	ND		0.5	ND		0.5	ND		0.5	ND		0.5	-	-	-
Naphthalene	10	10	ND		0.1	ND		0.1	ND		0.1	ND		0.1	ND		0.1	ND		0.1	-	-	-
Benzo(a)anthracene	0.002	0.002	ND		0.1	ND		0.1	ND		0.1	ND		0.1	**0.02**	**J**	0.1	ND		0.1	-	-	-
Benzo(a)pyrene	0	0	ND		0.1	ND		0.1	**0.04**	**J**	0.1	ND		0.1	**0.03**	**J**	0.1	ND		0.1	-	-	-
Benzo(b)fluoranthene	0.002	0.002	ND		0.1	**0.02**	**J**	0.1	**0.04**	**J**	0.1	ND		0.1	**0.04**	**J**	0.1	ND		0.1	-	-	-
Benzo(k)fluoranthene	0.002	0.002	ND		0.1	**0.01**	**J**	0.1	**0.02**	**J**	0.1	ND		0.1	**0.02**	**J**	0.1	ND		0.1	-	-	-
Chrysene	0.002	0.002	ND		0.1	ND		0.1	ND		0.1	ND		0.1	**0.02**	**J**	0.1	ND		0.1	-	-	-
Acenaphthylene	NA	NA	ND		0.1	ND		0.1	ND		0.1	ND		0.1	ND		0.1	ND		0.1	-	-	-
Anthracene	50	50	ND		0.1	ND		0.1	ND		0.1	ND		0.1	0.02	J	0.1	ND		0.1	-	-	-
Benzo(ghi)perylene	NA	NA	ND		0.1	ND		0.1	0.03	J	0.1	ND		0.1	0.03	J	0.1	ND		0.1	-	-	-

TABLE 4

Groundwater Data Summary
Hope on Main - 954 Main Street
Brownfield Cleanup Program

		SAMPLE ID:	GW-MW-01-101723			GW-MW-02-101723			GW-MW-03-101723			GW-MW-04-101723			GW-MW-05-101723			GW-DUP			TRIP BLANK		
		COLLECTION DATE:	10/17/2023			10/17/2023			10/17/2023			10/17/2023			10/17/2023			10/17/2023			10/17/2023		
		SAMPLE MATRIX:	WATER			WATER			WATER			WATER			WATER			WATER			WATER		
	NY-AWQS	NY-TOGS-GA																					
ANALYTE	**(ug/l)**	**(ug/l)**	Result	Flg	RL	Result	Flg	RL	Result	Flg	RL	Result	Flg	RL	Result	Flg	RL	Result	Flg	RL	Result	Flg	RL
Fluorene	50	50	ND		0.1	ND		0.1	ND		0.1	ND		0.1	0.03	J	0.1	ND		0.1	-	-	-
Phenanthrene	50	50	ND		0.1	ND		0.1	ND		0.1	ND		0.1	0.04	J	0.1	ND		0.1	-	-	-
Dibenzo(a,h)anthracene	NA	NA	ND		0.1	ND		0.1	ND		0.1	ND		0.1	ND		0.1	ND		0.1	-	-	-
Indeno(1,2,3-cd)pyrene	0.002	0.002	ND		0.1	**0.01**	**J**	0.1	**0.03**	**J**	0.1	ND		0.1	**0.03**	**J**	0.1	ND		0.1	-	-	-
Pyrene	50	50	ND		0.1	ND		0.1	ND		0.1	ND		0.1	0.03	J	0.1	ND		0.1	-	-	-
2-Methylnaphthalene	NA	NA	ND		0.1	ND		0.1	ND		0.1	ND		0.1	0.04	J	0.1	ND		0.1	-	-	-
Pentachlorophenol	1	2	ND		0.8	ND		0.8	ND		0.8	ND		0.8	ND		0.8	ND		0.8	-	-	-
Hexachlorobenzene	0.04	0.04	ND		0.8	0.02	J	0.8	ND		0.8	ND		0.8	ND		0.8	ND		0.8	-	-	-
Hexachloroethane	5	5	ND		0.8	ND		0.8	ND		0.8	ND		0.8	ND		0.8	ND		0.8	-	-	-
HERBICIDES																							
2,4,5-TP (Silvex)	NA	0.26																					
PESTICIDES																							
Delta-BHC	0.04	0.04	ND		0.014	ND		0.014	ND		0.014	ND		0.014	ND		0.014	ND		0.014	-	-	-
Lindane	0.05	0.05	ND		0.014	ND		0.014	ND		0.014	ND		0.014	ND		0.014	ND		0.014	-	-	-
Alpha-BHC	0.01	0.01	ND		0.014	ND		0.014	ND		0.014	ND		0.014	ND		0.014	ND		0.014	-	-	-
Beta-BHC	0.04	0.04	ND		0.014	ND		0.014	ND		0.014	ND		0.014	ND		0.014	ND		0.014	-	-	-
Heptachlor	0.04	0.04	ND		0.014	ND		0.014	ND		0.014	ND		0.014	ND		0.014	ND		0.014	-	-	-
Aldrin	0	0	ND		0.014	ND		0.014	ND		0.014	ND		0.014	ND		0.014	ND		0.014	-	-	-
Heptachlor epoxide	0.03	0.03	ND		0.014	ND		0.014	ND		0.014	ND		0.014	ND		0.014	ND		0.014	-	-	-
Endrin	0	0	ND		0.029	ND		0.029	ND		0.029	ND		0.029	ND		0.029	ND		0.029	-	-	-
Endrin aldehyde	5	5	ND		0.029	ND		0.029	ND		0.029	ND		0.029	ND		0.029	ND		0.029	-	-	-
Endrin ketone	5	5	ND		0.029	ND		0.029	ND		0.029	ND		0.029	ND		0.029	ND		0.029	-	-	-
Dieldrin	0.004	0.004	ND		0.029	ND		0.029	ND		0.029	ND		0.029	ND		0.029	ND		0.029	-	-	-
4,4'-DDE	0.2	0.2	ND		0.029	ND		0.029	ND		0.029	ND		0.029	ND		0.029	ND		0.029	-	-	-
4,4'-DDD	0.3	0.3	ND		0.029	ND		0.029	ND		0.029	ND		0.029	ND		0.029	ND		0.029	-	-	-
4,4'-DDT	0.2	0.2	ND		0.029	0.049		0.029	ND		0.029	ND		0.029	ND		0.029	ND		0.029	-	-	-
Endosulfan I	NA	NA	ND		0.014	ND		0.014	ND		0.014	ND		0.014	ND		0.014	ND		0.014	-	-	-
Endosulfan II	NA	NA	ND		0.029	ND		0.029	ND		0.029	ND		0.029	ND		0.029	ND		0.029	-	-	-
Endosulfan sulfate	NA	NA	ND		0.029	ND		0.029	ND		0.029	ND		0.029	ND		0.029	ND		0.029	-	-	-
Methoxychlor	35	35	ND		0.143	ND		0.143	ND		0.143	ND		0.143	ND		0.143	ND		0.143	-	-	-
Toxaphene	0.06	0.06	ND		0.143	ND		0.143	ND		0.143	ND		0.143	ND		0.143	ND		0.143	-	-	-
cis-Chlordane	NA	NA	ND		0.014	ND		0.014	ND		0.014	ND		0.014	ND		0.014	ND		0.014	-	-	-
trans-Chlordane	NA	NA	ND		0.014	ND		0.014	ND		0.014	ND		0.014	ND		0.014	ND		0.014	-	-	-
Chlordane	0.05	0.05	ND		0.143	ND		0.143	ND		0.143	ND		0.143	ND		0.143	ND		0.143	-	-	-
POLYCHLORINATED BIPHENYLS																							
Aroclor 1016	0.09	0.09	ND		0.071	ND		0.071	ND		0.071	ND		0.071	ND		0.071	ND		0.071	-	-	-
Aroclor 1221	0.09	0.09	ND		0.071	ND		0.071	ND		0.071	ND		0.071	ND		0.071	ND		0.071	-	-	-
Aroclor 1232	0.09	0.09	ND		0.071	ND		0.071	ND		0.071	ND		0.071	ND		0.071	ND		0.071	-	-	-
Aroclor 1242	0.09	0.09	ND		0.071	ND		0.071	ND		0.071	ND		0.071	ND		0.071	ND		0.071	-	-	-

TABLE 4

Groundwater Data Summary
Hope on Main - 954 Main Street
Brownfield Cleanup Program

		SAMPLE ID:	GW-MW-01-101723			GW-MW-02-101723			GW-MW-03-101723			GW-MW-04-101723			GW-MW-05-101723			GW-DUP			TRIP BLANK		
		COLLECTION DATE:	10/17/2023			10/17/2023			10/17/2023			10/17/2023			10/17/2023			10/17/2023			10/17/2023		
		SAMPLE MATRIX:	WATER			WATER			WATER			WATER			WATER			WATER			WATER		
	NY-AWQS	NY-TOGS-GA																					
ANALYTE	(ug/l)	(ug/l)	Result	Flg	RL	Result	Flg	RL	Result	Flg	RL	Result	Flg	RL	Result	Flg	RL	Result	Flg	RL	Result	Flg	RL
Aroclor 1248	0.09	0.09	ND		0.071	ND		0.071	ND		0.071	ND		0.071	ND		0.071	ND		0.071	-	-	-
Aroclor 1254	0.09	0.09	ND		0.071	ND		0.071	ND		0.071	ND		0.071	ND		0.071	ND		0.071	-	-	-
Aroclor 1260	0.09	0.09	ND		0.071	ND		0.071	ND		0.071	ND		0.071	ND		0.071	ND		0.071	-	-	-
Aroclor 1262	0.09	0.09	ND		0.071	ND		0.071	ND		0.071	ND		0.071	ND		0.071	ND		0.071	-	-	-
Aroclor 1268	0.09	0.09	ND		0.071	ND		0.071	ND		0.071	ND		0.071	ND		0.071	ND		0.071	-	-	-
PCBs, Total	NA	NA	ND		0.071	ND		0.071	ND		0.071	ND		0.071	ND		0.071	ND		0.071	-	-	-
TOTAL METALS																							
Aluminum, Total	NA	2000	1780		10	1610		10	124		10	117		10	385		10	351		10	-	-	-
Antimony, Total	3	6	ND		4	ND		4	ND		4	ND		4	ND		4	ND		4	-	-	-
Arsenic, Total	25	50	1.68		0.5	1.7		0.5	0.42	J	0.5	0.9		0.5	3.42		0.5	3.23		0.5	-	-	-
Barium, Total	1000	2000	316.6		0.5	89.43		0.5	95.6		0.5	80.76		0.5	174.1		0.5	178		0.5	-	-	-
Beryllium, Total	3	3	ND		0.5	ND		0.5	ND		0.5	ND		0.5	ND		0.5	ND		0.5	-	-	-
Cadmium, Total	5	10	0.27		0.2	0.07	J	0.2	ND		0.2	ND		0.2	ND		0.2	ND		0.2	-	-	-
Calcium, Total	NA	NA	274000		100	162000		100	180000		100	181000		100	157000		100	154000		100	-	-	-
Chromium, Total	50	100	6.82		1	5.05		1	3.25		1	8.14		1	3.82		1	4.23		1	-	-	-
Cobalt, Total	NA	NA	2.78		0.5	1.67		0.5	0.47	J	0.5	1.12		0.5	0.95		0.5	0.92		0.5	-	-	-
Copper, Total	200	1000	17.13		1	10.88		1	2.72		1	4.62		1	4.64		1	4.68		1	-	-	-
Iron, Total	300	600	**2580**		50	**2630**		50	298		50	**304**		50	**2500**		50	**2420**		50	-	-	-
Lead, Total	25	50	7.47		1	5.14		1	0.61	J	1	0.59	J	1	3.3		1	3.43		1	-	-	-
Magnesium, Total	35000	35000	**107000**		70	**79700**		70	**63500**		70	**65700**		70	**56600**		70	**55100**		70	-	-	-
Manganese, Total	300	600	98.04		1	115.3		1	12.33		1	74.12		1	66.74		1	66.03		1	-	-	-
Mercury, Total	0.7	1.4	ND		0.2	ND		0.2	ND		0.2	ND		0.2	ND		0.2	ND		0.2	-	-	-
Nickel, Total	100	200	10.19		2	4.46		2	5.69		2	8.23		2	4.09		2	4.27		2	-	-	-
Potassium, Total	NA	NA	8220		100	9770		100	5830		100	6550		100	17200		100	17600		100	-	-	-
Selenium, Total	10	20	2.14	J	5	ND		5	ND		5	ND		5	ND		5	ND		5	-	-	-
Silver, Total	50	100	0.2	J	0.4	ND		0.4	ND		0.4	ND		0.4	ND		0.4	ND		0.4	-	-	-
Sodium, Total	20000	NA	1710000		2000	**295000**		100	**413000**		100	**377000**		100	650000		500	672000		500	-	-	-
Thallium, Total	0.5	0.5	ND		1	ND		1	ND		1	ND		1	ND		1	ND		1	-	-	-
Vanadium, Total	NA	NA	1.8	J	5	3.05	J	5	ND		5	ND		5	ND		5	ND		5	-	-	-
Zinc, Total	2000	5000	58.81		10	35.54		10	8.8	J	10	18.96		10	17.37		10	17.13		10	-	-	-
GENERAL CHEMISTRY																							
Cyanide, Total	200	400	11		5	ND		5	ND		5	ND		5	ND		5						
Chromium, Hexavalent	50	100																					

Groundwater Data Summary
Hope on Main - 954 Main Street
Brownfield Cleanup Program

NY-AWQS: New York TOGS 111 Ambient Water Quality Standards criteria reflects all addendum to criteria through June 2004.
NY-TOGS-GA: New York TOGS 111 Groundwater Effluent Limitations criteria reflects all addendum to criteria through June 2004.

Qualifier Key:
NJ - Presumptive evidence of compound. This represents an estimated concentration for Tentatively Identified Compounds (TICs), where the identification is based on a mass spectral library search.
F - The ratio of quantifier ion response to qualifier ion response falls outside of the laboratory criteria. Results are considered to be an estimated maximum concentration.
C - Co-elution: The target analyte co-elutes with a known lab standard (i.e. surrogate, internal standards, etc.) for co-extracted analyses.
Q - The quality control sample exceeds the associated acceptance criteria. For DOD-related projects, LCS and/or Continuing Calibration Standard exceedences are also qualified on all associated sample results. Note: This flag is not applicable for matrix spike recoveries when the sample concentration is greater than 4x the spike added or for batch duplicate RPD when the sample concentrations are less than 5x the RL. (Metals only.)
V - The surrogate associated with this target analyte has a recovery outside the QC acceptance limits. (Applicable to MassDEP DW Compliance samples only.)
Z - The batch matrix spike and/or duplicate associated with this target analyte has a recovery/RPD outside the QC acceptance limits. (Applicable to MassDEP DW Compliance samples only.)
I - The lower value for the two columns has been reported due to obvious interference.
G - The concentration may be biased high due to matrix interferences (i.e, co-elution) with non-target compound(s). The result should be considered estimated.
A - Spectra identified as "Aldol Condensates" are byproducts of the extraction/concentration procedures when acetone is introduced in the process.
E - Concentration of analyte exceeds the range of the calibration curve and/or linear range of the instrument.
H - The analysis of pH was performed beyond the regulatory-required holding time of 15 minutes from the time of sample collection.
RE - Analytical results are from sample re-extraction.
R - Analytical results are from sample re-analysis.
D - Concentration of analyte was quantified from diluted analysis. Flag only applies to field samples that have detectable concentrations of the analyte.
P - The RPD between the results for the two columns exceeds the method-specified criteria.
U - Not detected at the reported detection limit for the sample.
M - Reporting Limit (RL) exceeds the MCP CAM Reporting Limit for this analyte.
S - Analytical results are from modified screening analysis.
B - The analyte was detected above the reporting limit in the associated method blank. Flag only applies to associated field samples that have detectable concentrations of the analyte at less than ten times (10x) the concentration found in the blank. For MCP-related projects, flag only applies to associated field samples that have detectable concentrations of the analyte at less than ten times (10x) the concentration found in the blank. For DOD-related projects, flag only applies to associated field samples that have detectable concentrations of the analyte at less than ten times (10x) the concentration found in the blank AND the analyte was detected above one-half the reporting limit (or above the reporting limit for common lab contaminants) in the associated method blank. For NJ-Air-related projects, flag only applies to associated field samples that have detectable concentrations of the analyte above the reporting limit. For NJ-related projects (excluding Air), flag only applies to associated field samples that have detectable concentrations of the analyte, which was detected above the reporting limit in the associated method blank or above five times the reporting limit for common lab contaminants (Phthalates, Acetone, Methylene Chloride, 2-Butanone).

TABLE 5

Soil Vapor Data Summary
Matrix A
Hope on Main - 954 Main Street
Brownfield Cleanup Program

		SAMPLE ID:	954-SS-01			954-IA-01			954-SS-02			954-IA-02			960-SS-01			960-IA-01			960-SS-02			960-IA-02			OA-01-120523		
		COLLECTION DATE:	12/6/2023			12/6/2023			12/6/2023			12/6/2023			12/6/2023			12/6/2023			12/6/2023			12/6/2023			12/6/2023		
		SAMPLE MATRIX:	SOIL VAPOR			AIR			SOIL VAPOR			AIR			SOIL VAPOR			AIR			SOIL VAPOR			AIR			AIR		
	NY-IAC-A	NY-SSC-A																											
ANALYTE	**(ug/m3)**	**(ug/m3)**	Result	Flg	RL	Result	Flg	RL	Result	Flg	RL	Result	Flg	RL	Result	Flg	RL	Result	Flg	RL	Result	Flg	RL	Result	Flg	RL	Result	Flg	RL
VOLATILE ORGANICS IN AIR																													
1,1-Dichloroethene	0.2	6	ND		0.793	-		-	ND		0.793	-		-	ND		0.793	-		-	ND		0.793	-	-	-	-	-	-
cis-1,2-Dichloroethene	0.2	6	ND		0.793	-		-	ND		0.793	-		-	ND		0.793	-		-	ND		0.793	-	-	-	-	-	-
Carbon tetrachloride	0.2	6	ND		1.26	-		-	ND		1.26	-		-	ND		1.26	-		-	ND		1.26	-	-	-	-	-	-
Trichloroethene	0.2	6	ND		1.07	-		-	ND		1.07	-		-	ND		1.07	-		-	ND		1.07	-	-	-	-	-	-
VOLATILE ORGANICS IN AIR BY SIM																													
1,1-Dichloroethene	0.2	6	-		-	ND		0.079	-		-	ND		0.079	-		-	ND		0.079	-		-	ND		0.079	ND		0.079
cis-1,2-Dichloroethene	0.2	6	-		-	ND		0.079	-		-	ND		0.079	-		-	ND		0.079	-		-	ND		0.079	ND		0.079
Carbon tetrachloride	0.2	6	-		-	**0.459**		0.126	-		-	**0.484**		0.126	-		-	**0.421**		0.126	-		-	**0.447**		0.126	**0.465**		0.126
Trichloroethene	0.2	6	-		-	ND		0.107	-		-	ND		0.107	-		-	ND		0.107	-		-	ND		0.107	ND		0.107

NY-IAC-A: New York DOH Matrix A Indoor Air Concentrations Criteria per Guidance for Evaluating Soil Vapor Intrusion, October 2006, and updated May 2017.

NY-SSC-A: New York DOH Matrix A Sub-slab Vapor Concentrations Criteria per Guidance for Evaluating Soil Vapor Intrusion, October 2006, and updated May 2017.

Bold = Concentration above NY-IAC-A only (No further action)

Bold & *Italicized* = Concentration above NY-SSC-A only (No further action)

Concentration above both NY-IAC-A and NY-SSC-A (Monitor or Mitigate)

TABLE 5

Soil Vapor Data Summary
Matrix B
Hope on Main - 954 Main Street
Brownfield Cleanup Program

		SAMPLE ID:	954-SS-01			954-IA-01			954-SS-02			954-IA-02			960-SS-01			960-IA-01			960-SS-02			960-IA-02			OA-01-120523		
		COLLECTION DATE:	12/6/2023			12/6/2023			12/6/2023			12/6/2023			12/6/2023			12/6/2023			12/6/2023			12/6/2023			12/6/2023		
		SAMPLE MATRIX:	SOIL VAPOR			AIR			SOIL VAPOR			AIR			SOIL VAPOR			AIR			SOIL VAPOR			AIR			AIR		
	NY-IAC-B	NY-SSC-B																											
ANALYTE	(ug/m3)	(ug/m3)	Result	Flg	RL	Result	Flg	RL	Result	Flg	RL	Result	Flg	RL	Result	Flg	RL	Result	Flg	RL	Result	Flg	RL	Result	Flg	RL	Result	Flg	RL
VOLATILE ORGANICS IN AIR																													
Methylene chloride	3	100	2.52		1.74	2.64		1.74	1.74		1.74	ND		1.74	ND		1.74	2.13		1.74	2.79		1.74	ND		1.74	ND		1.74
1,1,1-Trichloroethane	3	100	ND		1.09	-		-	ND		1.09	-		-	ND		1.09	-		-	ND		1.09	-	-	-	-	-	-
Tetrachloroethene	3	100	77.3		1.36	-		-	ND		1.36	-		-	17.6		1.36	-		-	9.09		1.36	-	-	-	-	-	-
VOLATILE ORGANICS IN AIR BY SIM																													
1,1,1-Trichloroethane	3	100	-		-	ND		0.109	-		-	ND		0.109	-		-	ND		0.109	-		-	ND		0.109	ND		0.109
Tetrachloroethene	3	100	-		-	0.264		0.136	-		-	0.461		0.136	-		-	0.203		0.136	-		-	0.231		0.136	0.231		0.136

NY-IAC-B: New York DOH Matrix B Indoor Air Concentrations Criteria per Guidance for Evaluating Soil Vapor Intrusion, October 2006, and updated May 2017.

NY-SSC-B: New York DOH Matrix B Sub-slab Vapor Concentrations Criteria per Guidance for Evaluating Soil Vapor Intrusion, October 2006, and updated May 2017.

Bold = Concentration above NY-IAC-A only (No further action)

Bold & *Italicized* = Concentration above NY-SSC-A only (No further action)

Concentration above both NY-IAC-A and NY-SSC-A (Monitor or Mitigate)

TABLE 5

Soil Vapor Data Summary
Matrix C
Hope on Main - 954 Main Street
Brownfield Cleanup Program

		SAMPLE ID:	954-SS-01			954-IA-01			954-SS-02			954-IA-02			960-SS-01			960-IA-01			960-SS-02			960-IA-02			OA-01-120523		
		COLLECTION DATE:	12/6/2023			12/6/2023			12/6/2023			12/6/2023			12/6/2023			12/6/2023			12/6/2023			12/6/2023			12/6/2023		
		SAMPLE MATRIX:	SOIL VAPOR			AIR			SOIL VAPOR			AIR			SOIL VAPOR			AIR			SOIL VAPOR			AIR			AIR		
	NY-IAC-C	NY-SSC-C																											
ANALYTE	(ug/m3)	(ug/m3)	Result	Flg	RL	Result	Flg	RL	Result	Flg	RL	Result	Flg	RL	Result	Flg	RL	Result	Flg	RL	Result	Flg	RL	Result	Flg	RL	Result	Flg	RL
VOLATILE ORGANICS IN AIR																													
Vinyl chloride	0.2	6	ND		0.511	-		-	ND		0.511	-		-	ND		0.511	-		-	ND		0.511	-	-	-	-	-	-
VOLATILE ORGANICS IN AIR BY SIM																													
Vinyl chloride	0.2	6	-		-	ND		0.051	-		-	ND		0.051	-		-	ND		0.051	-		-	ND		0.051	ND		0.051

NY-IAC-C: New York DOH Matrix C Indoor Air Concentrations Criteria per Guidance for Evaluating Soil Vapor Intrusion, October 2006, and updated May 2017.

NY-SSC-C: New York DOH Matrix C Sub-slab Vapor Concentrations Criteria per Guidance for Evaluating Soil Vapor Intrusion, October 2006, and updated May 2017.

Bold = Concentration above NY-IAC-A only (No further action)

Bold & *Italicized* = Concentration above NY-SSC-A only (No further action)

Concentration above both NY-IAC-A and NY-SSC-A (Monitor or Mitigate)

TABLE 6

Waste Characterization Summary
Hope on Main - 954 Main Street
Brownfield Cleanup Program

	SAMPLE ID:	A1-WC			A5-WC			B2-WC			C2-WC			C4-WC			D3-WC			F1-WC			F2-WC			F4-WC			H1-WC		
	COLLECTION DATE:	8/7/2023			8/8/2023			8/8/2023			8/8/2023			9/12/2023			9/12/2023			8/11/2023			9/12/2023			9/12/2023			8/22/2023		
	SAMPLE MATRIX:	SOIL			SOIL			SOIL			SOIL			SOIL			SOIL			SOIL			SOIL			SOIL			SOIL		
	EPA-TCLP																														
ANALYTE	**(mg/l)**	Result	Flg	RL	Result	Flg	RL	Result	Flg	RL	Result	Flg	RL	Result	Flg	RL	Result	Flg	RL	Result	Flg	RL	Result	Flg	RL	Result	Flg	RL	Result	Flg	RL
TCLP VOCs																															
Chloroform	6	ND		0.0075	ND		0.0075	ND		0.0075	ND		0.0075	ND		0.0075	ND		0.0075	ND		0.0075	ND		0.0075	ND		0.0075	ND		0.0075
Carbon tetrachloride	0.5	ND		0.005	ND		0.005	ND		0.005	ND		0.005	ND		0.005	ND		0.005	ND		0.005	ND		0.005	ND		0.005	ND		0.005
Tetrachloroethene	0.7	ND		0.005	ND		0.005	ND		0.005	ND		0.005	ND		0.005	ND		0.005	ND		0.005	ND		0.005	ND		0.005	ND		0.005
Chlorobenzene	100	ND		0.005	ND		0.005	ND		0.005	ND		0.005	ND		0.005	ND		0.005	ND		0.005	ND		0.005	ND		0.005	ND		0.005
1,2-Dichloroethane	0.5	ND		0.005	ND		0.005	ND		0.005	ND		0.005	ND		0.005	ND		0.005	ND		0.005	ND		0.005	ND		0.005	ND		0.005
Benzene	0.5	ND		0.005	ND		0.005	ND		0.005	ND		0.005	ND		0.005	ND		0.005	ND		0.005	ND		0.005	ND		0.005	ND		0.005
Vinyl chloride	0.2	ND		0.01	ND		0.01	ND		0.01	ND		0.01	ND		0.01	ND		0.01	ND		0.01	ND		0.01	ND		0.01	ND		0.01
1,1-Dichloroethene	0.7	ND		0.005	ND		0.005	ND		0.005	ND		0.005	ND		0.005	ND		0.005	ND		0.005	ND		0.005	ND		0.005	ND		0.005
Trichloroethene	0.5	ND		0.005	ND		0.005	ND		0.005	ND		0.005	ND		0.005	ND		0.005	ND		0.005	ND		0.005	ND		0.005	ND		0.005
1,4-Dichlorobenzene	7.5	ND		0.025	ND		0.025	ND		0.025	ND		0.025	ND		0.025	ND		0.025	ND		0.025	ND		0.025	ND		0.025	ND		0.025
2-Butanone	200	ND		0.05	ND		0.05	ND		0.05	ND		0.05	ND		0.05	ND		0.05	ND		0.05	ND		0.05	ND		0.05	ND		0.05
TCLP SVOCs																															
Hexachlorobenzene	0.13	ND		0.01	ND		0.01	ND		0.01	ND		0.01	ND		0.01	ND		0.01	ND		0.01	ND		0.01	ND		0.01	ND		0.01
2,4-Dinitrotoluene	0.13	ND		0.025	ND		0.025	ND		0.025	ND		0.025	ND		0.025	ND		0.025	ND		0.025	ND		0.025	ND		0.025	ND		0.025
Hexachlorobutadiene	0.5	ND		0.01	ND		0.01	ND		0.01	ND		0.01	ND		0.01	ND		0.01	ND		0.01	ND		0.01	ND		0.01	ND		0.01
Hexachloroethane	3	ND		0.01	ND		0.01	ND		0.01	ND		0.01	ND		0.01	ND		0.01	ND		0.01	ND		0.01	ND		0.01	ND		0.01
Nitrobenzene	2	ND		0.01	ND		0.01	ND		0.01	ND		0.01	ND		0.01	ND		0.01	ND		0.01	ND		0.01	ND		0.01	ND		0.01
2,4,6-Trichlorophenol	2	ND		0.025	ND		0.025	ND		0.025	ND		0.025	ND		0.025	ND		0.025	ND		0.025	ND		0.025	ND		0.025	ND		0.025
Pentachlorophenol	100	ND		0.05	ND		0.05	ND		0.05	ND		0.05	ND		0.05	ND		0.05	ND		0.05	ND		0.05	ND		0.05	ND		0.05
2-Methylphenol	200	ND		0.025	ND		0.025	ND		0.025	ND		0.025	ND		0.025	ND		0.025	ND		0.025	ND		0.025	ND		0.025	ND		0.025
3-Methylphenol/4-Methylphenol	200	ND		0.025	ND		0.025	ND		0.025	ND		0.025	ND		0.025	ND		0.025	ND		0.025	ND		0.025	ND		0.025	ND		0.025
2,4,5-Trichlorophenol	400	ND		0.025	ND		0.025	ND		0.025	ND		0.025	ND		0.025	ND		0.025	ND		0.025	ND		0.025	ND		0.025	ND		0.025
Pyridine	5	ND		0.018	ND		0.018	ND		0.018	ND		0.018	ND		0.018	ND		0.018	ND		0.018	ND		0.018	ND		0.018	ND		0.018
TCLP HERBICIDES																															
2,4,5-TP (Silvex)	1	ND		0.005	ND		0.005	ND		0.005	ND		0.005	ND		0.005	ND		0.005	ND		0.005	ND		0.005	ND		0.005	ND		0.005
POLYCHLORINATED BIPHENYLS																															
Aroclor 1016	NA	ND		0.0526	ND		0.0506	ND		0.0503	ND		0.0513	ND		0.0676	ND		0.0536	ND		0.0482	ND		0.0531	ND		0.0526	ND		0.0514
Aroclor 1221	NA	ND		0.0526	ND		0.0506	ND		0.0503	ND		0.0513	ND		0.0676	ND		0.0536	ND		0.0482	ND		0.0531	ND		0.0526	ND		0.0514
Aroclor 1232	NA	ND		0.0526	ND		0.0506	ND		0.0503	ND		0.0513	ND		0.0676	ND		0.0536	ND		0.0482	ND		0.0531	ND		0.0526	ND		0.0514
Aroclor 1242	NA	ND		0.0526	0.0165	J	0.0506	0.0229	J	0.0503	ND		0.0513	ND		0.0676	ND		0.0536	ND		0.0482	ND		0.0531	ND		0.0526	ND		0.0514
Aroclor 1248	NA	0.0481	J	0.0526	ND		0.0506	ND		0.0503	ND		0.0513	ND		0.0676	ND		0.0536	ND		0.0482	ND		0.0531	ND		0.0526	ND		0.0514
Aroclor 1254	NA	0.0643		0.0526	0.0143	J	0.0506	0.0202	J	0.0503	ND		0.0513	ND		0.0676	ND		0.0536	ND		0.0482	ND		0.0531	ND		0.0526	ND		0.0514
Aroclor 1260	NA	ND		0.0526	0.00944	J	0.0506	0.018	J	0.0503	ND		0.0513	ND		0.0676	ND		0.0536	ND		0.0482	ND		0.0531	ND		0.0526	ND		0.0514
Aroclor 1262	NA	ND		0.0526	ND		0.0506	ND		0.0503	ND		0.0513	ND		0.0676	ND		0.0536	ND		0.0482	ND		0.0531	ND		0.0526	ND		0.0514
Aroclor 1268	NA	ND		0.0526	ND		0.0506	ND		0.0503	ND		0.0513	ND		0.0676	ND		0.0536	ND		0.0482	ND		0.0531	ND		0.0526	ND		0.0514
PCBs, Total	NA	0.112	J	0.0526	0.0402	J	0.0506	0.0611	J	0.0503	ND		0.0513	ND		0.0676	ND		0.0536	ND		0.0482	ND		0.0531	ND		0.0526	ND		0.0514

TABLE 6

Waste Characterization Summary
Hope on Main - 954 Main Street
Brownfield Cleanup Program

	SAMPLE ID:	A1-WC			A5-WC			B2-WC			C2-WC			C4-WC			D3-WC			F1-WC			F2-WC			F4-WC			H1-WC		
	COLLECTION DATE:	8/7/2023			8/8/2023			8/8/2023			8/8/2023			9/12/2023			9/12/2023			8/11/2023			9/12/2023			9/12/2023			8/22/2023		
	SAMPLE MATRIX:	SOIL			SOIL			SOIL			SOIL			SOIL			SOIL			SOIL			SOIL			SOIL			SOIL		
	EPA-TCLP																														
ANALYTE	**(mg/l)**	Result	Flg	RL	Result	Flg	RL	Result	Flg	RL	Result	Flg	RL	Result	Flg	RL	Result	Flg	RL	Result	Flg	RL	Result	Flg	RL	Result	Flg	RL	Result	Flg	RL
TCLP METALS																															
Arsenic, TCLP	5	ND		1	ND		1	ND		1	ND		1	ND		1	ND		1	0.0322	J	1	ND		1	0.0209	J	1	0.0226	J	1
Barium, TCLP	100	0.339	J	0.5	0.386	J	0.5	0.267	J	0.5	0.19	J	0.5	0.436	J	0.5	0.544		0.5	0.465	J	0.5	0.578		0.5	0.444	J	0.5	0.542		0.5
Cadmium, TCLP	1	ND		0.1	ND		0.1	ND		0.1	ND		0.1	ND		0.1	ND		0.1	ND		0.1	ND		0.1	ND		0.1	ND		0.1
Chromium, TCLP	5	ND		0.2	ND		0.2	ND		0.2	ND		0.2	ND		0.2	ND		0.2	ND		0.2	ND		0.2	ND		0.2	ND		0.2
Lead, TCLP	5	ND		0.5	0.0951	J	0.5	ND		0.5	0.033	J	0.5	ND		0.5	0.118	J	0.5	0.133	J	0.5	0.0787	J	0.5	0.0849	J	0.5	0.0368	J	0.5
Mercury, TCLP	0.2	ND		0.001	ND		0.001	ND		0.001	ND		0.001	ND		0.001	ND		0.001	ND		0.001	ND		0.001	ND		0.001	ND		0.001
Selenium, TCLP	1	ND		0.5	0.0355	J	0.5	ND		0.5	ND		0.5	ND		0.5	ND		0.5	0.0435	J	0.5	ND		0.5	ND		0.5	0.0537	J	0.5
Silver, TCLP	5	ND		0.1	ND		0.1	ND		0.1	ND		0.1	ND		0.1	ND		0.1	ND		0.1	ND		0.1	ND		0.1	ND		0.1
GENERAL CHEMISTRY																															
Solids, Total	NA	92.2		0.1	92.1		0.1	90.6		0.1	90.3		0.1	71.3		0.1	91.2		0.1	97		0.1	90.4		0.1	88.5		0.1	93.8		0.1
pH (H)	NA	8.73		0	10.2		0	10.4		0	9.24		0	8.33		0	9.3		0	8.67		0	8.08		0	9.29		0	8.99		0
Chromium, Hexavalent	NA	0.423	J	0.868	ND		0.869	ND		0.883	ND		0.886	ND		1.12	0.197	J	0.877	ND		0.825	ND		0.885	ND		0.904	0.245	J	0.853
Cyanide, Reactive	NA	ND		10	ND		10	ND		10	ND		10	ND		10	ND		10	ND		10	ND		10	ND		10	ND		10
Sulfide, Reactive	NA	ND		10	ND		10	ND		10	ND		10	ND		10	ND		10	ND		10	ND		10	ND		10	ND		10

TABLE 6

Waste Characterization Summary
Hope on Main - 954 Main Street
Brownfield Cleanup Program

	SAMPLE ID:	I2-WC			J1-WC			J2-WC			J5-WC			J5-WC			K1-WC			K5-WC		
	COLLECTION DATE:	8/21/2023			8/21/2023			8/21/2023			8/18/2023			9/12/2023			8/21/2023			8/18/2023		
	SAMPLE MATRIX:	SOIL			SOIL			SOIL			SOIL			SOIL			SOIL			SOIL		
	EPA-TCLP																					
ANALYTE	(mg/l)	Result	Flg	RL	Result	Flg	RL	Result	Flg	RL	Result	Flg	RL	Result	Flg	RL	Result	Flg	RL	Result	Flg	RL
TCLP VOCs																						
Chloroform	6	ND		0.0075	ND		0.0075	ND		0.0075	ND		0.0075	ND		0.0075	ND		0.0075	ND		0.0075
Carbon tetrachloride	0.5	ND		0.005	ND		0.005	ND		0.005	ND		0.005	ND		0.005	ND		0.005	ND		0.005
Tetrachloroethene	0.7	ND		0.005	ND		0.005	ND		0.005	ND		0.005	ND		0.005	ND		0.005	ND		0.005
Chlorobenzene	100	ND		0.005	ND		0.005	ND		0.005	ND		0.005	ND		0.005	ND		0.005	ND		0.005
1,2-Dichloroethane	0.5	ND		0.005	ND		0.005	ND		0.005	ND		0.005	ND		0.005	ND		0.005	ND		0.005
Benzene	0.5	ND		0.005	ND		0.005	ND		0.005	ND		0.005	ND		0.005	ND		0.005	ND		0.005
Vinyl chloride	0.2	ND		0.01	ND		0.01	ND		0.01	ND		0.01	ND		0.01	ND		0.01	ND		0.01
1,1-Dichloroethene	0.7	ND		0.005	ND		0.005	ND		0.005	ND		0.005	ND		0.005	ND		0.005	ND		0.005
Trichloroethene	0.5	ND		0.005	ND		0.005	ND		0.005	ND		0.005	ND		0.005	ND		0.005	ND		0.005
1,4-Dichlorobenzene	7.5	ND		0.025	ND		0.025	ND		0.025	ND		0.025	ND		0.025	ND		0.025	ND		0.025
2-Butanone	200	ND		0.05	ND		0.05	ND		0.05	ND		0.05	ND		0.05	ND		0.05	ND		0.05
TCLP SVOCs																						
Hexachlorobenzene	0.13	ND		0.01	ND		0.01	ND		0.01	ND		0.01	ND		0.01	ND		0.01	ND		0.01
2,4-Dinitrotoluene	0.13	ND		0.025	ND		0.025	ND		0.025	ND		0.025	ND		0.025	ND		0.025	ND		0.025
Hexachlorobutadiene	0.5	ND		0.01	ND		0.01	ND		0.01	ND		0.01	ND		0.01	ND		0.01	ND		0.01
Hexachloroethane	3	ND		0.01	ND		0.01	ND		0.01	ND		0.01	ND		0.01	ND		0.01	ND		0.01
Nitrobenzene	2	ND		0.01	ND		0.01	ND		0.01	ND		0.01	ND		0.01	ND		0.01	ND		0.01
2,4,6-Trichlorophenol	2	ND		0.025	ND		0.025	ND		0.025	ND		0.025	ND		0.025	ND		0.025	ND		0.025
Pentachlorophenol	100	ND		0.05	ND		0.05	ND		0.05	ND		0.05	ND		0.05	ND		0.05	ND		0.05
2-Methylphenol	200	ND		0.025	ND		0.025	ND		0.025	ND		0.025	ND		0.025	ND		0.025	ND		0.025
3-Methylphenol/4-Methylphenol	200	ND		0.025	ND		0.025	ND		0.025	ND		0.025	ND		0.025	ND		0.025	ND		0.025
2,4,5-Trichlorophenol	400	ND		0.025	ND		0.025	ND		0.025	ND		0.025	ND		0.025	ND		0.025	ND		0.025
Pyridine	5	ND		0.018	ND		0.018	ND		0.018	ND		0.018	ND		0.018	ND		0.018	ND		0.018
TCLP HERBICIDES																						
2,4,5-TP (Silvex)	1	ND		0.005	ND		0.005	ND		0.005	ND		0.005	ND		0.005	ND		0.005	ND		0.005
POLYCHLORINATED BIPHENYLS																						
Aroclor 1016	NA	ND		0.0547	ND		0.0526	ND		0.0535	ND		0.064	ND		0.0536	ND		0.0617	ND		0.0635
Aroclor 1221	NA	ND		0.0547	ND		0.0526	ND		0.0535	ND		0.064	ND		0.0536	ND		0.0617	ND		0.0635
Aroclor 1232	NA	ND		0.0547	ND		0.0526	ND		0.0535	ND		0.064	ND		0.0536	ND		0.0617	ND		0.0635
Aroclor 1242	NA	ND		0.0547	ND		0.0526	ND		0.0535	ND		0.064	ND		0.0536	ND		0.0617	ND		0.0635
Aroclor 1248	NA	ND		0.0547	ND		0.0526	ND		0.0535	ND		0.064	ND		0.0536	ND		0.0617	ND		0.0635
Aroclor 1254	NA	ND		0.0547	ND		0.0526	ND		0.0535	ND		0.064	ND		0.0536	ND		0.0617	ND		0.0635
Aroclor 1260	NA	ND		0.0547	ND		0.0526	ND		0.0535	0.0548	J	0.064	0.172		0.0536	ND		0.0617	ND		0.0635
Aroclor 1262	NA	ND		0.0547	ND		0.0526	ND		0.0535	ND		0.064	ND		0.0536	ND		0.0617	ND		0.0635
Aroclor 1268	NA	ND		0.0547	ND		0.0526	ND		0.0535	0.0435	J	0.064	ND		0.0536	ND		0.0617	0.0121	J	0.0635
PCBs, Total	NA	ND		0.0547	ND		0.0526	ND		0.0535	0.0983	J	0.064	0.172		0.0536	ND		0.0617	0.0121	J	0.0635

TABLE 6

Waste Characterization Summary
Hope on Main - 954 Main Street
Brownfield Cleanup Program

	SAMPLE ID:	I2-WC			J1-WC			J2-WC			J5-WC			J5-WC			K1-WC			K5-WC		
	COLLECTION DATE:	8/21/2023			8/21/2023			8/21/2023			8/18/2023			9/12/2023			8/21/2023			8/18/2023		
	SAMPLE MATRIX:	SOIL			SOIL			SOIL			SOIL			SOIL			SOIL			SOIL		
	EPA-TCLP																					
ANALYTE	(mg/l)	Result	Flg	RL	Result	Flg	RL	Result	Flg	RL	Result	Flg	RL	Result	Flg	RL	Result	Flg	RL	Result	Flg	RL
TCLP METALS																						
Arsenic, TCLP	5	ND		1	ND		1	ND		1	ND		1	ND		1	ND		1	ND		1
Barium, TCLP	100	0.34	J	0.5	0.226	J	0.5	0.276	J	0.5	0.43	J	0.5	0.569		0.5	0.347	J	0.5	0.243	J	0.5
Cadmium, TCLP	1	ND		0.1	ND		0.1	ND		0.1	ND		0.1	ND		0.1	ND		0.1	ND		0.1
Chromium, TCLP	5	ND		0.2	ND		0.2	ND		0.2	ND		0.2	ND		0.2	ND		0.2	ND		0.2
Lead, TCLP	5	ND		0.5	ND		0.5	ND		0.5	ND		0.5	ND		0.5	ND		0.5	ND		0.5
Mercury, TCLP	0.2	ND		0.001	ND		0.001	ND		0.001	ND		0.001	ND		0.001	ND		0.001	ND		0.001
Selenium, TCLP	1	ND		0.5	ND		0.5	ND		0.5	ND		0.5	ND		0.5	ND		0.5	ND		0.5
Silver, TCLP	5	ND		0.1	ND		0.1	ND		0.1	ND		0.1	ND		0.1	ND		0.1	ND		0.1
GENERAL CHEMISTRY																						
Solids, Total	NA	88		0.1	91		0.1	88.1		0.1	76.6		0.1	86.2		0.1	76.9		0.1	76.1		0.1
pH (H)	NA	8.5		0	8.63		0	8.34		0	7.77		0	8.27		0	8.12		0	8.2		0
Chromium, Hexavalent	NA	ND		0.909	ND		0.879	ND		0.908	ND		1.04	0.394	J	0.928	0.52	J	1.04	ND		1.05
Cyanide, Reactive	NA	ND		10	ND		10	ND		10	ND		10	ND		10	ND		10	ND		10
Sulfide, Reactive	NA	ND		10	ND		10	ND		10	ND		10	ND		10	ND		10	ND		10

Waste Characterization Summary
Hope on Main - 954 Main Street
Brownfield Cleanup Program

EPA-TCLP: EPA Toxicity Characteristic (TCLP) Regulatory Levels Criteria per 40CFR Part 261 as of September 10, 2015.

Qualifier Key:
NJ - Presumptive evidence of compound. This represents an estimated concentration for Tentatively Identified Compounds (TICs), where the identification is based on a mass spectral library search.
F - The ratio of quantifier ion response to qualifier ion response falls outside of the laboratory criteria. Results are considered to be an estimated maximum concentration.
C - Co-elution: The target analyte co-elutes with a known lab standard (i.e. surrogate, internal standards, etc.) for co-extracted analyses.
Q - The quality control sample exceeds the associated acceptance criteria. For DOD-related projects, LCS and/or Continuing Calibration Standard exceedences are also qualified on all associated sample results. Note: This flag is not applicable for matrix spike recoveries when the sample concentration is greater than 4x the spike added or for batch duplicate RPD when the sample concentrations are less than 5x the RL. (Metals only.)
V - The surrogate associated with this target analyte has a recovery outside the QC acceptance limits. (Applicable to MassDEP DW Compliance samples only.)
Z - The batch matrix spike and/or duplicate associated with this target analyte has a recovery/RPD outside the QC acceptance limits. (Applicable to MassDEP DW Compliance samples only.)
I - The lower value for the two columns has been reported due to obvious interference.
G - The concentration may be biased high due to matrix interferences (i.e, co-elution) with non-target compound(s). The result should be considered estimated.
A - Spectra identified as "Aldol Condensates" are byproducts of the extraction/concentration procedures when acetone is introduced in the process.
E - Concentration of analyte exceeds the range of the calibration curve and/or linear range of the instrument.
H - The analysis of pH was performed beyond the regulatory-required holding time of 15 minutes from the time of sample collection.
RE - Analytical results are from sample re-extraction.
R - Analytical results are from sample re-analysis.
D - Concentration of analyte was quantified from diluted analysis. Flag only applies to field samples that have detectable concentrations of the analyte.
P - The RPD between the results for the two columns exceeds the method-specified criteria.
U - Not detected at the reported detection limit for the sample.
M - Reporting Limit (RL) exceeds the MCP CAM Reporting Limit for this analyte.
S - Analytical results are from modified screening analysis.
B - The analyte was detected above the reporting limit in the associated method blank. Flag only applies to associated field samples that have detectable concentrations of the analyte at less than ten times (10x) the concentration found in the blank. For MCP-related projects, flag only applies to associated field samples that have detectable concentrations of the analyte at less than ten times (10x) the concentration found in the blank. For DOD-related projects, flag only applies to associated field samples that have detectable concentrations of the analyte at less than ten times (10x) the concentration found in the blank AND the analyte was detected above one-half the reporting limit (or above the reporting limit for common lab contaminants) in the associated method blank. For NJ-Air-related projects, flag only applies to associated field samples that have detectable concentrations of the analyte above the reporting limit. For NJ-related projects (excluding Air), flag only applies to associated field samples that have detectable concentrations of the analyte, which was detected above the reporting limit in the associated method blank or above five times the reporting limit for common lab contaminants (Phthalates, Acetone, Methylene Chloride, 2-Butanone).

APPENDICES

APPENDIX A

HEALTH AND SAFETY PLAN

Health and Safety Plan for Brownfield Site Investigation And Interim Remedial Measures

Hope On Main Site
954 and 1000 Main Street
Buffalo, NY 14203

Prepared by

C&S Engineers, Inc.
141 Elm Street, Suite 100
Buffalo, New York 14203

November 2022

DISCLAIMER

This document will address health and safety considerations for all those activities that personnel employed by C&S Engineers, Inc., may be engaged in during site investigation and remediation work. Every contractor is expected to prepare and implement their own site-specific health and safety plan. This document may be used as a general outline to inform the creation of other health and safety plans for this NYSDEC Brownfield site.

TABLE OF CONTENTS

FIGURES

ATTACHMENTS

APPENDICES

SECTION 1 – GENERAL INFORMATION

The Health and Safety Plan (HASP) described in this document will address health and safety considerations for all those activities that personnel employed by C&S Engineers, Inc., may be engaged in during site investigation and remediation work at the 301 Connecticut Street Site located in Buffalo, Erie County, New York (Site). Figure 1 shows the approximate location of the Site. This HASP will be implemented by the Health and Safety Officer (HSO) during site work.

Compliance with this HASP is required of all C&S personnel who enter this Site. The content of the HASP may change or undergo revision based upon additional information made available to the health, safety, and training (H&S) committee, monitoring results or changes in the technical scope of work. Any changes proposed must be reviewed by the H&S committee.

Responsibilities

Project Manager……..	Daniel Riker Phone: (716) 847-163 Cell: (716) 572-5312
Site Health and Safety Officer……...	Cody Martin Phone: (716) 847-163 Cell: (716) 864-3752
Emergency Coordinator……..	Cody Martin Phone: (716) 847-163 Cell: (716) 864-3752
Health and Safety Manager……	Cody Martin Phone: (716) 847-163 Cell: (716) 864-3752

Emergency Phone Numbers

Emergency Medical Service.....911

Police: Buffalo Police Department (NYPD) 911

Hospital: Buffalo General Hospital .....(716) 859-5600
Fire: Buffalo Fire Department 911
National Response Center .....(800) 424-8802
Poison Control Center .....(800) 222-1222
Center for Disease Control .....(800) 311-3435
NYSDEC Region 9 (Buffalo, New York) .....(716) 851-7220
C&S Engineers .....(716) 847-1630
Site Superintendent ..... TBD
Project Field Office Trailer .....(716) 847-1630

SECTION 2 - HEALTH AND SAFETY PERSONNEL

2.0 Health and Safety Personnel Designations

The following information briefly describes the health and safety designations and general responsibilities for this Site.

2.1 Project Manager (PM)

The PM is responsible for the overall project including the implementation of the HASP. Specifically, this includes allocating adequate manpower, equipment, and time resources to conduct Site activities safely.

2.2 Health and Safety Manager

- Has the overall responsibility for coordinating and reporting all health and safety activities and the health and safety of Site Workers.
- Must have completed, at a minimum, the OSHA 30-Hour Construction Safety Training, and either the 24-Hour training course for the Occasional Hazardous Waste Site Worker or the 40-Hour training course for the Hazardous Waste Operations Worker that meets OHSA 29 CFR 1910.

- Must have completed the 8-Hour Site supervisor/manager's course for supervisors and managers having responsibilities for hazardous waste Site operations and management.
- Directs and coordinates health and safety monitoring activities.
- Ensures that field teams utilize proper personal protective equipment (PPE).
- Conducts initial on-site specific training prior to Site Workers commencing work.
- Conducts and documents daily and periodic safety briefings.
- Ensures that field team members comply with this HASP.
- Immediately notifies the Construction Manager (CM) Project Manager and Superintendent of all accident/incidents.
- Determines upgrading or downgrading of PPE based on Site conditions and/or real time monitoring results.
- Ensures that monitoring instruments are calibrated daily or as the manufacturer's instructions determine.
- Reports to the CM Project Manager and Superintendent to provide summaries of field operations and progress.
- Submits and maintains all documentation required in this HASP and any other pertinent health and safety documentation.

2.3 Health and Safety Officer (HSO)

- Must be designated to the Health and Safety Manager by each Subcontractor as a Competent Person having, at a minimum, the OSHA 30-Hour Construction Safety Training

- Must schedule and attend a Pre-Construction Safety Meeting with the Health and Safety Manager to discuss the Subcontractor Safety Requirements and must attend the Weekly Subcontractor Coordination Meeting.
- Responsible for ensuring that their lower tier contractors comply with project safety requirements.
- Must make frequent and regular inspections of their work areas and activities and ensure hazards that are under their control are corrected immediately and all other hazards are reported to the Construction Manager's Project Manager and Health and Safety Manager.
- Must report all work related injuries, regardless of severity, to the Construction Manager's Project Manager and the Health and Safety Manager within 24 hours after they occur.

2.4 Emergency Coordinator

- The Emergency Coordinator or his on-site designee will, in coordination with 201 Ellicott, LLC., implement the emergency response procedures whenever conditions at the Site warrant such action.
- The Emergency Coordinator or his on-site designee will be responsible for assuring the evacuation, emergency treatment, emergency transport of C&S personnel as necessary, and notification of emergency response units (refer to phone listing in the beginning of this HASP) and the appropriate management staff.

2.5 Site Workers

- Report any unsafe or potentially hazardous conditions to the Health and Safety Manager.

- Maintain knowledge of the information, instructions, and emergency response actions contained in the HASP.
- Comply with rules, regulations, and procedures as set forth in this HASP, including any revisions that are instituted.
- Prevent unauthorized personnel from entering work Site.

SECTION 3 - PERTINENT SITE INFORMATION

3.1 Site Location and General History

The Site is comprised of two parcels: 954 Main Street (SBL: 100.78-6-1.1) and 1000 Main Street (SBL: 100.71-6-6.1) are approximately 2.88 acres.

Site History and Suspect Recognized Environmental Conditions

According to historical records, the Site was initially occupied by residential homes. The property at 978 Main Street contained a gas station from the 1930s to the 1960s. The property at 988 Main Street contained an auto repair shop from 1946 to the 1950s. After 1960, the gas station at 978 Main Street was demolished for a hotel that operated from 1964 to 1998. The auto repair shop was demolished after 1951. The office and day care building at 1000 Main Street was constructed in 2001.

Contamination at the Site appears to be from the placement of historic fill material throughout the years as property uses changed along Main Street and buildings were built and/or demolished.

Based upon investigations conducted to date, the primary contaminants of concern in the surface and subsurface soil include SVOCs/PAHs and metals. These contaminants are found in surface soils and the fill material to depths of four feet. SVOCs and metals with the highest exceedances in surface soil were detected in the sample taken adjacent to the Salvation Army building. SVOC and metals in subsurface soil were widespread, with the highest exceedances in the one to two-foot depths.

The highest SVOC exceedances marginally exceed Residential Use, Restricted Residential Use, Commercial Use, and Industrial Use SCOs. Metals are also widespread throughout the Site. Lead, mercury and zinc were found to exceed Unrestricted Use SCOs. One location in the parking lot behind the office and day care building contained manganese above Industrial Use SCOs.

The fill material appears to be a mixture of soil types (sand, silt and or clay), ash, coal, gravel and construction demolition debris. The native soil is a silt and clay.

Surface Soil

- SVOCs were detected at concentrations greater than laboratory detection limits in all four of the samples.
    - There were two benzo(k)fluoranthene concentrations that were greater than Unrestricted Use SCOs in SS-01 and SS-03.
    - There were three chrysene concentrations that were greater than Residential Use SCOs in SS-01 and SS-03.
    - The number of contaminant concentrations that were greater than Restricted-Residential Use SCOs included three in SS-01, two in SS-02, three in SS-03, and three in SS-04. Contaminants included benzo(a)anthracene, benzo(b)fluoranthene, benzo(k)fluoranthene, chrysene and indeno(1,2,3-cd)pyrene.
    - The number of contaminant concentrations that were greater than Industrial Use SCOs included one in SS-01, five in SS-02, one in SS-03, and one in SS-04. Contaminants included benzo[a]anthracene, benzo(a)pyrene, benzo(b)fluoranthene, di-n-butyl phthalate and indeno(1,2,3-cd)pyrene.
- PCBs were not detected at concentrations greater than laboratory limits in all the samples.
- Metals were detected at concentrations greater than laboratory detection limits in all the samples.
    - The number of contaminant concentrations that were greater than Unrestricted Use SCOs included one in SS-01, two in SS-02, two in SS-03, and two in SS-04. Contaminants included lead and zinc.
    - Mercury concentration exceeded the Restricted Residential Use SCO in SS-02.

Subsurface Soil

- VOCs were detected at concentrations greater than laboratory detection limits all of the six samples. However, none of the concentrations exceeded a SCO.
- SVOCs were detected at concentrations greater than laboratory detection limits in three of the six samples.

- There was benzo(k)fluoranthene concentrations that were greater than Unrestricted Use SCOs in EB-04 at 1-2 feet.
- There were three benzo(k)fluoranthene and chrysene concentrations that were greater than Residential Use SCOs in EB-02, EB-04 and EB-05.
- The number of contaminant concentrations that were greater than Restricted-Residential Use SCOs included four in EB-02, three in EB-04, and four in EB-05. Contaminants included benzo(a)anthracene, benzo(b)fluoranthene, dibenz(a,h)anthracene and indeno(1,2,3-cd)pyrene.
- There was benzo(a)pyrene concentrations that were greater than Industrial Use SCOs in EB-02, EB-04 and EB-05 at one to four feet.

- PCBs were not detected at concentrations greater than laboratory limits in all the samples.
- Metals were detected at concentrations greater than laboratory detection limits and greater than at least one SCO in all of the six samples.
  - The number of contaminant concentrations that were greater than Unrestricted Use SCOs included two in EB-03, three in EB-02, three in EB-04, three in EB-05, three in EB-07 and one in EB-06. Contaminants included mercury, copper, lead and zinc.
  - Cadmium was detected at concentrations greater than the Residential Use SCO in EB-04 at one to two feet bgs.
  - Manganese was detected at concentrations greater than the Industrial Use SCO in EB-04 at one to two feet bgs.

<u>Groundwater</u>

At this time, groundwater at this Site have not been characterized.

SECTION 5 - TRAINING

5.1 Site-specific Training

Training will be provided that specifically addresses the activities, procedures, monitoring, and equipment for the Site operations prior to going on site. Training will include familiarization with Site and facility layout, known and potential hazards, and emergency services at the Site, and details all provisions contained within this HASP. This training will

also allow Site Workers to clarify anything they do not understand and to reinforce their responsibilities regarding safety and operations for their particular activity.

5.2 Safety Briefings

C&S project personnel will be given briefings by the HSO on a daily or as needed basis to further assist Site Workers in conducting their activities safely. Pertinent information will be provided when new operations are to be conducted. Changes in work practices must be implemented due to new information made available, or if Site or environmental conditions change. Briefings will also be given to facilitate conformance with prescribed safety practices. When conformance with these practices is not occurring or if deficiencies are identified during safety audits, the project manager will be notified.

SECTION 6 - PERSONAL PROTECTIVE EQUIPMENT

6.1 General

The level of protection to be worn by field personnel will be defined and controlled by the HSO. Depending upon the type and levels of material present or anticipated at the site, varying degrees of protective equipment will be needed. If the possible hazards are unknown, a reasonable level of protection will be taken until sampling and monitoring results can ascertain potential risks. The levels of protection listed below are based on USEPA Guidelines. A list of the appropriate clothing for each level is also provided.

Level A protection must be worn when a reasonable determination has been made that the highest available level of respiratory, skin, eye, and mucous membrane protection is needed. It should be noted that while Level A provides maximum available protection, it does not protect against all possible hazards. Consideration of the heat stress that can arise from wearing Level A protection should also enter into the decision making process. Level A protection includes:

- Open circuit, pressure-demand self-contained breathing apparatus (SCBA)
- Totally encapsulated chemical resistant suit

- Gloves, inner (surgical type)
- Gloves, outer, chemical protective
- Boots, chemical protective

Level B protection must be used when the highest level of respiratory protection is needed, but hazardous material exposure to the few unprotected areas of the body (e.g., the back of the neck) is unlikely. Level B protection includes:

- Open circuit, pressure-demand SCBA or pressure airline with escape air bottle
- Chemical protective clothing: Overalls and long sleeved jacket; disposal chemical resistant coveralls; coveralls; one or two piece chemical splash suit with hood
- Gloves, inner (surgical type)
- Gloves, outer, chemical protective
- Boots, chemical protective

Level C must be used when the required level of respiratory protection is known, or reasonably assumed to be, not greater than the level of protection afforded by air purifying respirators; and hazardous materials exposure to the few unprotected areas of the body (e.g.., the back of the neck) is unlikely. Level C protection includes:

- Full or half face air-purifying respirator
- Chemical protective clothing: Overalls and long-sleeve jacket; disposable chemical resistant coveralls; coveralls; one or two piece chemical splash suit
- Gloves, inner (surgical type)
- Gloves, outer, chemical protective
- Boots, chemical protective

Level D is the basic work uniform. It cannot be worn on any site where respiratory or skin hazards exist. Level D protection includes:

- Safety boots/shoes
- Safety glasses
- Hard hat with optional face shield

Note that the use of SCBA and airline equipment is contingent upon the user receiving special training in the proper use and maintenance of such equipment.

6.2 Personal Protective Equipment – Site Specific

Level D with some modification will be required when working in the work zone on this Site. In addition to the basic work uniform specified by Level D protection, Nitrile gloves will be required when contact with soil or ground water is likely. Hearing protection will be worn when power equipment is used to perform subsurface investigation work. An upgrade to a higher level (Level C) of protection may occur if determined necessary by the HSO.

SECTION 7 - MONITORING PROCEDURES

7.1 Monitoring During Site Operations

All Site environmental monitoring should be accompanied by periodic meteorological monitoring of appropriate climatic conditions.

7.1.1 Drilling Operations (Monitoring Well Installation and Subsurface Borings) and Test Pit Excavations

Monitoring will be performed by the HSO or drilling observer during the conduct of work. A photoionization detector (PID) equipped with a 10.0 eV lamp will be utilized to monitor for the presence of volatile organic vapors within the breathing zone, the borehole, and subsurface samples upon their retrieval. Drill cuttings and excavation spoils will also be monitored by use of the PID. The PID will be field checked for calibration accuracy three times per day (morning, lunch, and end of day. If subsurface conditions warrant, a combustible gas indicator (CGI) with oxygen alarm may also be used to monitor the borehole for the presence of combustible gases. Similar monitoring of fluids produced during well development will also be conducted.

7.1.2 Interim Remedial Measures

If future Interim Remedial Measures (IRM) occurs, monitoring will be performed during excavation and sampling operations when C&S personnel are within the work zone. Although historical information previously obtained at the Site indicates low level of volatile organic vapors and compounds, a photoionization detector (PID) will be used during subsurface activities. If an IRM is performed, the, the remedial contractor will be required to employ dust control practices during work.

7.2 Action Levels

If readings on the PID exceed 10 ppm for more than fifteen minutes consecutively, then personal protective equipment should be upgraded to Level C. The air purifying respirator used with Level C protective equipment must be equipped with organic vapor cartridges. If readings on the explosive gas meter are within a range of 10%-25% of the LEL then continuous monitoring will be implemented. Readings above 25% of the LEL indicate the potential for an explosive condition. Sources of ignition should be removed and the Site should be evacuated.

7.3 Personal Monitoring Procedures

Personal monitoring shall be performed as a contingency measure in the event that VOC concentrations are consistently above the 10 ppm action level as detected by the PID. If the concentration of VOCs is above this action level, then amendments to the HASP must be made before work can continue at the Site.

SECTION 8 - COMMUNICATIONS

A phone will be located on Site to be utilized by personnel conducting investigation and IRM efforts. Cell phones will be the primary means of communicating with emergency support services/facilities.

SECTION 9 - SAFETY CONSIDERATIONS FOR SITE OPERATIONS

9.1 General

Standard safe work practices that will be followed include:

- Do not climb over/under drums, or other obstacles.
- Do not enter the work zone alone.
- Practice contamination avoidance, on and off-site.
- Plan activities ahead of time, use caution when conducting concurrently running activities.
- No eating, drinking, chewing or smoking is permitted in work zones.
- Due to the unknown nature of waste placement at the Site, extreme caution should be practiced during excavation activities.
- Apply immediate first aid to any and all cuts, scratches, abrasions, etc.
- Be alert to your own physical condition. Watch your buddy for signs of fatigue, exposure, etc.
- A work/rest regimen will be initiated when ambient temperatures and protective clothing create a potential heat stress situation.
- No work will be conducted without adequate natural light or without appropriate supervision.
- Task safety briefings will be held prior to onset of task work.
- Ignition of flammable liquids within or through improvised heating devices (barrels, etc.) or space heaters is forbidden.
- Entry into areas of spaces where toxic or explosive concentrations of gases or dust may exist without proper equipment is prohibited.
- Any injury or unusual health effect must be reported to the Site health and safety officer.
- Prevent splashing or spilling of potentially contaminated materials.
- Use of contact lenses is prohibited while on site.
- Beards and other facial hair that would impair the effectiveness of respiratory protection are prohibited if respiratory protection is necessary.
- Field crew members should be familiar with the physical characteristics of investigations, including:

- Wind direction in relation to potential sources
- Accessibility to co-workers, equipment, and vehicles
- Communication
- Hot zones (areas of known or suspected contamination)
- Site access
- Nearest water sources

- The number of personnel and equipment in potentially contaminated areas should be minimized consistent with site operations.

9.2 Field Operations

9.2.1 Intrusive Operations

The HSO or designee will be present on-site during all intrusive work, e.g., drilling operations, excavations, trenching, and will provide monitoring to oversee that appropriate levels of protection and safety procedures are utilized by C&S Engineers, Inc., personnel. The use of salamanders or other equipment with an open flame is prohibited and the use of protective clothing, especially hard hats and boots, will be required during drilling or other heavy equipment operations.

9.2.2 Excavations and Excavation Trenching

Guidance relating to safe work practices for C&S employees regarding excavations and excavating/trenching operation is presented in Appendix A of this HASP.

SECTION 10 - DECONTAMINATION PROCEDURES

Decontamination involves physically removing contaminants and/or converting them chemically into innocuous substances. Only general guidance can be given on methods and techniques for decontamination. Decontamination procedures are designed to:

- Remove contaminant(s).
- Avoid spreading the contamination from the work zone.
- Avoid exposing unprotected personnel outside of the work zone to contaminants.

Contamination avoidance is the first and best method for preventing spread of contamination from a hazardous site. Each person involved in site operations must practice the basic methods of contamination avoidance listed below. Additional precautions may be required in the HASP.

- Know the limitations of all protective equipment being used.
- Do not enter a contaminated area unless it is necessary to carry out a specific objective.
- When in a contaminated area, avoid touching anything unnecessarily.
- Walk around pools of liquids, discolored areas, or any area that shows evidence of possible contamination.
- Walk upwind of contamination, if possible.
- Do not sit or lean against anything in a contaminated area. If you must kneel (e.g., to take samples), use a plastic ground sheet.
- If at all possible, do not set sampling equipment directly on contaminated areas. Place equipment on a protective cover such as a ground cloth.
- Use the proper tools necessary to safely conduct the work.

Specific methods that may reduce the chance of contamination are:

- Use of remote sampling techniques.
- Opening containers by non-manual means.
- Bagging monitoring instruments.
- Use of drum grapplers.
- Watering down dusty areas.

Equipment which will need to be decontaminated includes tools, monitoring equipment, and personal protective equipment. Items to be decontaminated will be brushed off, rinsed, and dropped into a plastic container supplied for that purpose. They will then be washed with a detergent solution and rinsed with clean water. Monitoring instruments may be wrapped in plastic bags prior to entering the field in order to reduce the potential for contamination. Instrumentation that is contaminated during field operations will be carefully wiped down.

Heavy equipment, if utilized for operations where it may be contaminated, will have prescribed decontamination procedures to prevent contaminant materials from potentially leaving the Site. On-site contractors, such as drillers or backhoe operators, will be responsible for decontaminating all construction equipment prior to demobilization.

SECTION 11 – DISPOSAL PROCEDURES

All discarded materials, waste materials, or other objects shall be handled in such a way as to reduce or eliminate the potential for spreading contamination, creating a sanitary hazard, or causing litter to be left on-site. All potentially contaminated materials, e.g., clothing, gloves, etc., will be bagged or drummed as necessary and segregated for proper disposal. All contaminated waste materials shall be disposed of as required by the provisions included in the contract and consistent with regulatory provisions. All non-contaminated materials shall be collected and bagged for appropriate disposal. Investigation derived waste will be managed consistent with the work plan for this Site and DER-10 Technical Guidance for Site Investigation and Remediation dated May 2010.

SECTION 12 - EMERGENCY RESPONSE PROCEDURES

As a result of the hazards at the Site, and the conditions under which operations are conducted, there is the possibility of emergency situations. This section establishes procedures for the implementation of an emergency plan.

12.1 Emergency Coordinator

Emergency Coordinator: ..... Cody Martin .....Work Phone: (716) 847-1630

The Emergency Coordinator or his on-site designee will, in concert with Campus Square LLC, implement the emergency response procedures whenever conditions at the Site warrant such action. The Emergency Coordinator or his on-site designee will be responsible for assuring the evacuation, emergency treatment, emergency transport of C&S personnel as

necessary, and notification of emergency response units (refer to phone listing in the beginning of this HASP) and the appropriate management staff.

12.2 Evacuation

In the event of an emergency situation, such as fire, explosion, significant release of toxic gases, etc., all personnel will evacuate and assemble in a designated assembly area. The Emergency Coordinator or his on-site designee will have authority to contact outside services as required. Under no circumstances will incoming personnel or visitors be allowed to proceed into the area once the emergency signal has been given. The Emergency Coordinator or his on-site designee must see that access for emergency equipment is provided and that all ignition sources have been shut down once the emergency situation is established. Once the safety of all personnel is established, the Fire Department and other emergency response groups will be notified by telephone of the emergency.

12.3 Potential or Actual Fire or Explosion

Immediately evacuate the Site and notify local fire and police departments, and other appropriate emergency response groups, if LEL values are above 25% in the work zone or if an actual fire or explosion has taken place.

12.4 Environmental Incident (spread or release of contamination)

Control or stop the spread of contamination if possible. Notify the Emergency Coordinator and the Project Manager. Other appropriate response groups will be notified as appropriate.

12.5 Personnel Injury

Emergency first aid shall be applied on-site as necessary. Then, decontaminate (en route if necessary) and transport the individual to nearest medical facility if needed. The ambulance/rescue squad shall be contacted for transport as necessary in an emergency. The directions to the hospital are shown in Section 1 of this HASP and a map is shown in Attachment A.

12.6 Personnel Exposure

- *Skin Contact*: Use copious amounts of soap and water. Wash/rinse affected area thoroughly, and then provide appropriate medical attention. Eyes should be thoroughly rinsed with water for at least 15 minutes.
- *Inhalation*: Move to fresh air and/or, if necessary, decontaminate and transport to emergency medical facility.
- *Ingestion*: Decontaminate and transport to emergency medical facility.
- *Puncture Wound/Laceration*: Decontaminate, if possible, and transport to emergency medical facility.

12.7 Adverse Weather Conditions

In the event of adverse weather conditions, the HSO will determine if work can continue without sacrificing the health and safety of field workers.

12.8 Incident Investigation and Reporting

In the event of an incident, procedures discussed in the Medical Emergency/Incident Response Protocol, presented in Appendix B of this HASP, shall be followed.

SECTION 13 - COMMUNITY RELATIONS

13.1 Community Health and Safety Plan

13.1.1 Community Health and Safety Monitoring

As part of the site work, three general types of efforts are scheduled, including, non-intrusive reconnaissance tasks, sampling or monitoring tasks (monitoring point sampling), and intrusive tasks (test trenching, subsurface borings, monitoring well installation). During completion of general reconnaissance and sampling or monitoring tasks, potential for health and safety risks to off-site landowners or the local community are not anticipated.

During completion of intrusive efforts at or adjacent to the Site, health and safety monitoring efforts will be concentrated on the area or areas in which intrusive efforts are being

completed. Since the air pathway is the most available and likely avenue for the release of potential contaminants to the atmosphere at or near the Site, in addition to limiting public or community access to the areas in which intrusive efforts are completed, health and safety measures will primarily consist of monitoring the air pathway for worker exposure.

13.1.2 Community Air Monitoring Plan

Efforts will be taken to complete field work in a manner which will minimize the creation of airborne dust or particulates. Under dry conditions, work areas may be wetted to control dust. During periods of extreme wind, intrusive field work may be halted until such time as the potential for creating airborne dust or particulate matter as a result of investigation activities is limited. Periodic monitoring following the guidelines of the site's Community Air Monitoring Plan (see Appendix C of the IRM) will be implemented during all non-intrusive Site investigation activities, including surface soil and sediment sampling, and collection of groundwater samples from groundwater monitoring wells.

During completion of Site investigation, a community air monitoring plan meeting the requirements of the site's Community Air Monitoring Plan (see Appendix C of the IRM) will be implemented for the duration of intrusive activities. These additional air monitoring activities will include establishment of background conditions, continuous monitoring for volatile organic compounds and/or particulates at the downwind work area (exclusion zone) perimeter, recording of monitoring data, and institution and documentation of Response Levels and appropriate actions in accordance with NYSDOH guidance.

SECTION 14 - AUTHORIZATIONS

Personnel authorized to enter the Site while operations are being conducted must be approved by the HSO. Authorization will involve completion of appropriate training courses, medical examination requirements, and review and sign-off of this HASP. No C&S personnel should enter the work zone alone. Each site visitor should check in with the HSO or Project Manager prior to entering the work zones.

FIGURE 1

SITE LOCATION MAP

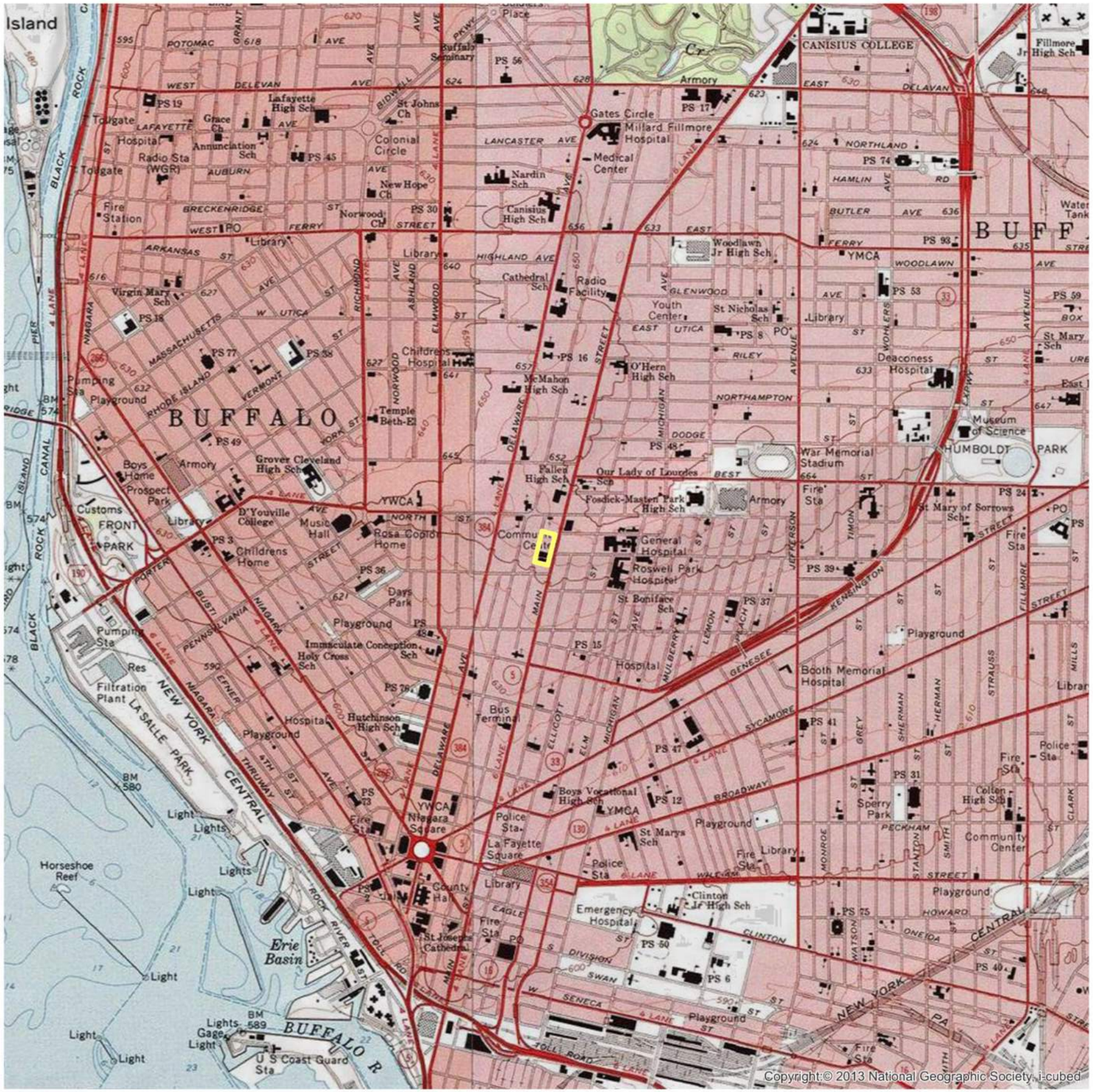

Legend

BROWNFIELD CLEANUP PROGRAM (BCP) SITE

0 1,000 2,000 4,000 Feet

C&S COMPANIES®
C&S Engineers, Inc.
141 Elm Street, Suite 100
Buffalo, New York 14203
Phone: 716-847-1630
Fax: 716-847-1454
www.cscos.com

N

HOPE ON MAIN
954 MAIN STREET
BROWNFIELD CLEANUP PROGRAM
BUFFALO, NEW YORK

MARK	DATE	DESCRIPTION

REVISIONS

PROJECT NO: X97.001.001
DATE: DECEMBER 2021
DRAWN BY:
DESIGNED BY:
CHECKED BY:

NO ALTERATION PERMITTED HEREON EXCEPT AS PROVIDED UNDER SECTION 7209 SUBDIVISION 2 OF THE NEW YORK EDUCATION LAW

SITE LOCATION

FIGURE 1

Oct 31, 2022 – 2:19pm
F:\Project\X97 – The Salvation Army\X97001001 – Buffalo Salvation Army BCP\Planning–Study\CADD\Sheets\1–1 USGS.dwg

FIGURE 2

SITE AERIAL PHOTO

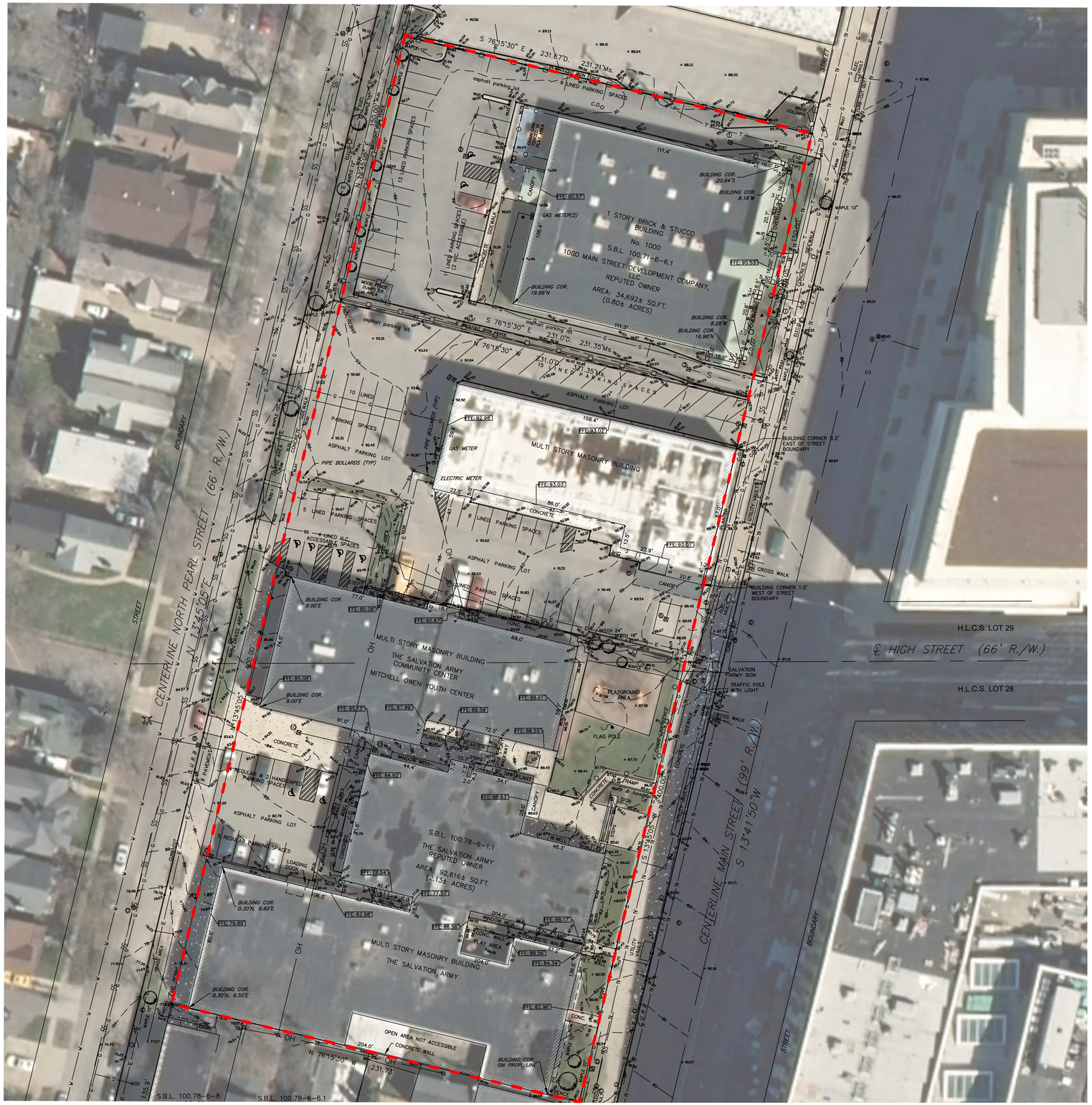

LEGEND

BROWNFIELD CLEANUP PROGRAM (BCP) BOUNDARY

SURVEY LEGEND

- CATCH BASIN
- C.O. CLEAN OUT
- COMMUNICATIONS MANHOLE
- ELECTRIC MANHOLE
- FLOOD LIGHT
- GVS GAS SERVICE VALVE
- GV GAS VALVE
- GUY WIRE
- HYDRANT
- LIGHT POLE, STANDARD
- PARKING METER
- SANITARY MANHOLE
- SANITARY VENT
- SIGN, ONE POST
- SIGN, TWO POST
- TRAFFIC MANHOLE
- UTILITY POLE
- WSV WATER SERVICE VALVE
- WV WATER VALVE

NOTES

1. SURVEY INFORMATION WAS PROVIDED BY GPI ENGINEERING, LANDSCAPE, ARCHITECTURE & SURVEYING, LLP DATED 12/10/2021. C&S ENGINEERS, INC. ASSUMES NO RESPONSIBILITY FOR ITS ACCURACY.

2. CONTRACTOR TO VERIFY ALL FIELD CONDITIONS AND UTILITY LOCATIONS PRIOR TO THE START OF CONSTRUCTION. CONTACT THE ENGINEER WITH ANY DISCREPANCIES FOUND IN THE FIELD.

3. REFER TO ARCHITECTURAL PLANS FOR BUILDING DIMENSIONS AND LAYOUT.

0 30 60 120 FEET

SCALE: 1" = 30'

C&S COMPANIES
C&S Engineers, Inc.
141 Elm Street, Suite 100
Buffalo, New York 14203
Phone: 716-847-1630
Fax: 716-847-1454
www.cscos.com

THE SALVATION ARMY

HOPE ON MAIN
954 MAIN STREET
BROWNFIELD CLEANUP PROGRAM

CITY OF BUFFALO, NEW YORK

MARK	DATE	DESCRIPTION

REVISIONS

PROJECT NO:	X97.001.001
DATE:	OCTOBER 2022
DRAWN BY:	C. MARTIN
DESIGNED BY:	C. MARTIN
CHECKED BY:	D. RIKER

SITE DETAIL

FIGURE 2

October 31, 2022 – 2:49PM
P:\Project\X97 – The Salvation Army\X97001001 – Buffalo Salvation Army BCP\Planning–Study\CADD\Sheets\DETAIL.dwg

ATTACHMENT A

MAP TO HOSPITAL

bing maps

A 954 Main St, Buffalo, NY 14202

B Emergency Dept, Buffalo General Medical Center, 100 High St, Buffalo, NY 14203

1 min , 0.2 miles

Light traffic (Leave at 10:12 AM)

Via NY-5, High St

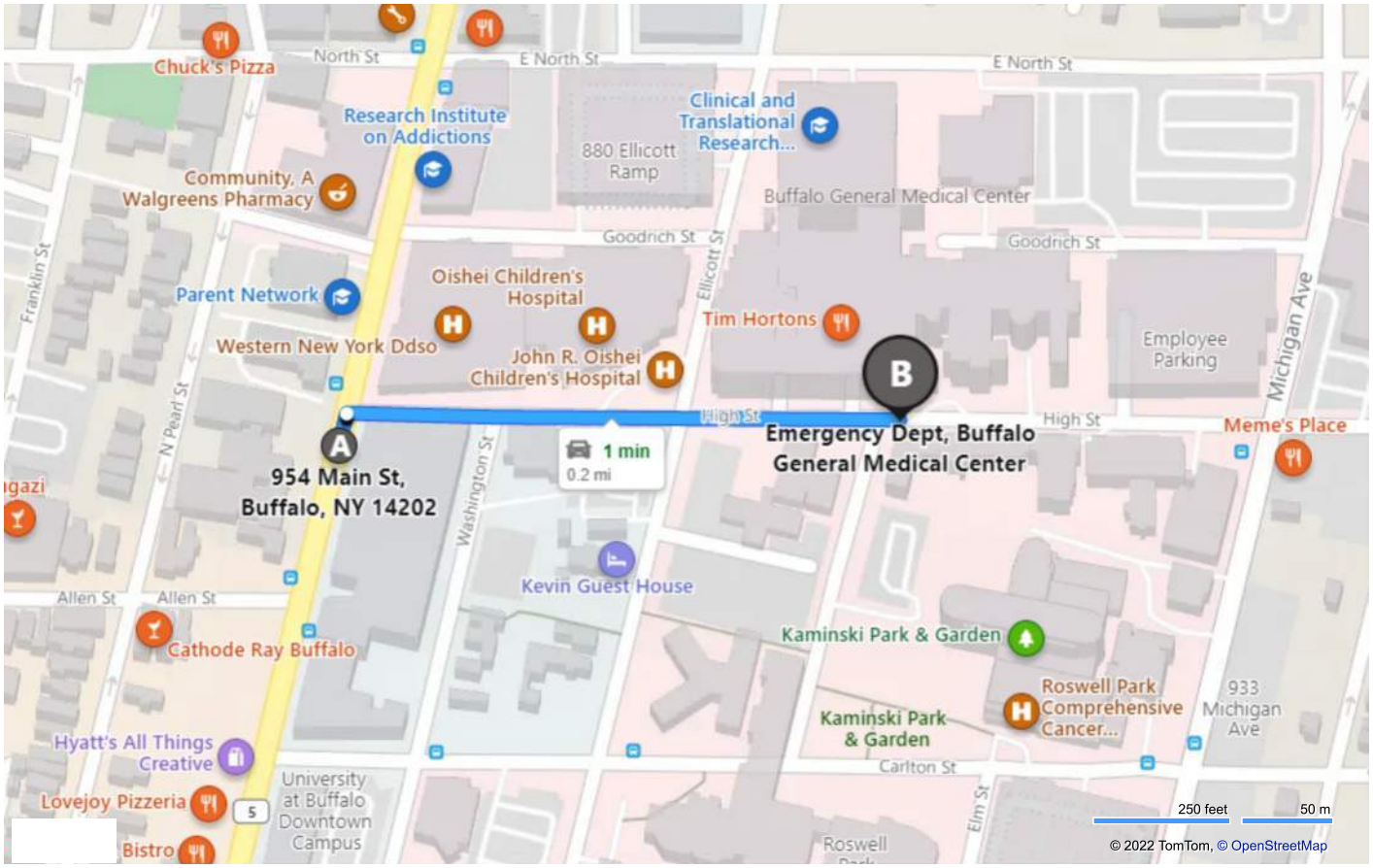

A 954 Main St, Buffalo, NY 14202

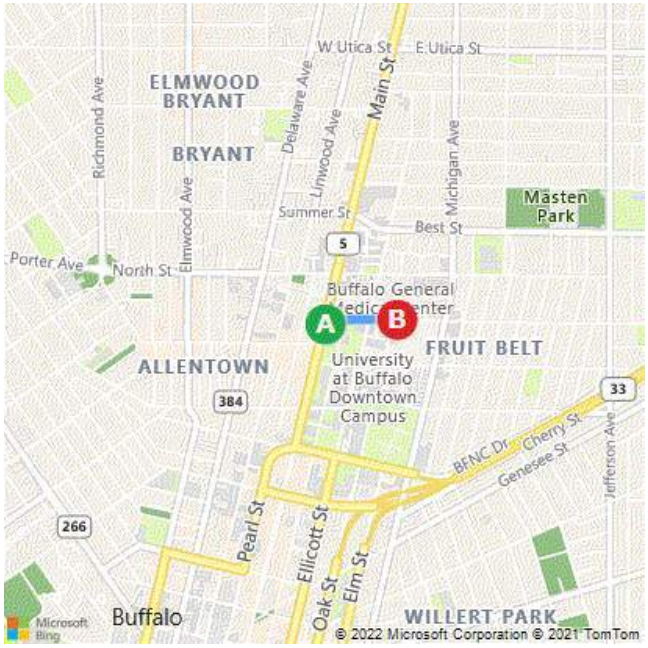

B Emergency Dept, Buffalo General Medical...

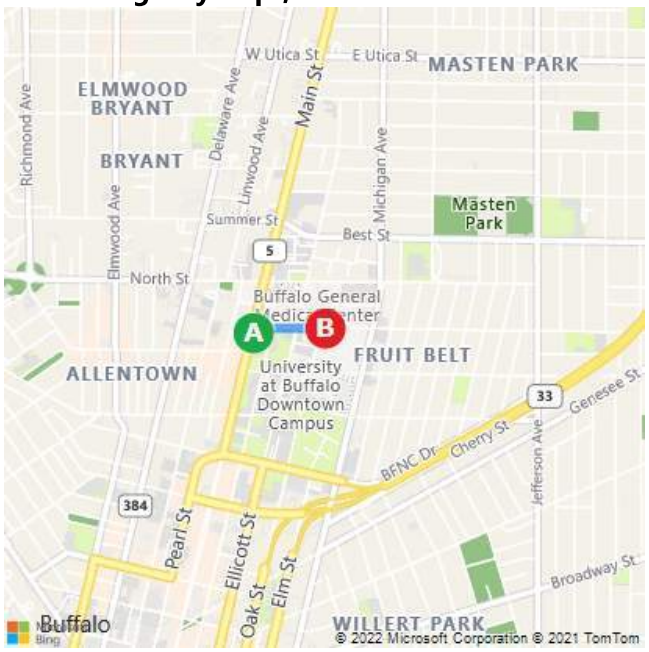

Appendix A

EXCAVATION/TRENCHING GUIDELINE

C&S ENGINEERS

C&S ENGINEERS, INC. HEALTH & SAFETY GUIDELINE #14
EXCAVATION/TRENCHING OPERATIONS

TABLE OF CONTENTS

C&S ENGINEERS, INC.
EXCAVATION/TRENCHING OPERATIONS

1.0 PURPOSE

To establish safe operating procedures for excavation/trenching operations at C&S work sites.

2.0 SCOPE

Applies to all C&S activity where excavation or trenching operations take place.

3.0 DEFINITIONS

Excavation — Any manmade cavity or depression in the earth's surface, including its sides, walls, or faces, formed by earth removal and producing unsupported earth conditions by reasons of the excavation.

Trench — A narrow excavation made below the surface of the ground. In general, the depth is greater than the width, but the width of a trench is not greater than 15 feet.

4.0 RESPONSIBILITY EMPLOYEES

Employees — All employees must understand and follow the procedures outlined in this guideline during all excavation and trenching operations.

Health and Safety Coordinator/Officer (HSC/HSO) - The HSC/HSO is responsible for ensuring that these procedures are implemented at each work site.

5.0 GUIDELINES

5.1 Hazards Associated With Excavation/Trenching

The principal hazards associated with excavation/trenching are:

- Suffocation, crushing, or other injury from falling material.
- Damage/failure of installed underground services and consequent hazards.
- Tripping, slipping, or falling.
- Possibility of explosive, flammable, toxic, or oxygen-deficient atmosphere in excavation.

5.2 Procedures Prior to Excavation

1. Underground Utilities

   - Determine the presence and location of any underground chemical or utility pipes, electrical, telephone, or instrument wire or cables.
   - If the local DigSafely NY is unable to locate private/domestic or plant utilities, then an independent utility locating service must be contacted and mobilized to the site.
   - Identify the location of underground services by stakes, markers or paint.
   - Arrange to de-energize or isolate underground services during excavation. If not possible, or if location is not definite, method of excavation shall be established to minimize hazards by such means as:

     a) Use of hand tools in area of underground services.
     b) Insulating personnel and equipment from possible electrical contact.
     c) Use of tools or equipment that will reduce possibility of damage to underground services and hazard to worker.

2. Identify Excavation Area — Areas to be excavated shall be identified and segregated by means of barricades, ropes, and/or signs to prevent access of unauthorized personnel and equipment. Suitable means shall be provided to make barriers visible at all times.
3. Surface Water Provide means of diverting surface water from excavation.
4. Shoring/Bracing — Shoring or bracing that may be required for installed equipment adjacent to the excavation shall be designed by a competent person.
5. Structural Ramps — Structural ramps that are used solely by employees as a means of access to or egress from the excavation shall be designed by a competent person.

5.3 Procedures For Doing The Excavation

1. **Determine the need for shoring/sloping** — the type of soil will establish the need for shoring, slope of the excavation, support systems, and equipment to be used. The soil condition may change as the excavation proceeds. Appendices A, B, C, D, E, and F of the OSHA Excavation Regulation, 29 CFR 1926 Subpart P, are to be used in defining shoring and sloping requirements.

2. **Mobile equipment** — For safe use of mobile industrial equipment in or near the excavation, the load carrying capacity of soil shall be established and suitable protection against collapse of soil provided by the use of mats, barricades, restricting the location of equipment, or shoring.

3. Excavated material (spoil) shall be stored at least two (2) feet from the edge of the excavation.

4. All trench (vertical sides) excavations greater than five (5) feet deep shall be shored.

5. The excavation shall be inspected daily for changes in conditions, including the presence of ground water, change in soil condition, or effects of weather such as rain or freeze. A safe means of continuing the work shall be established based on changes in condition. Typically test trench excavations made as part of an environmental subsurface nvestigation are made and backfilled the same day.

6. Appropriate monitoring for gas, toxic, or flammable materials will be conducted to establish the need for respiratory equipment, ventilation, or other measures required to continue the excavation safely.

7. Adequate means of dewatering the excavation shall be provided by the contractor as required.

8. A signal person shall be provided to direct powered equipment if working in the excavation with other personnel.

9. A signal person shall be provided when backfilling excavations to direct powered equipment working in the excavation with other personnel.

10. Warning vests will be worn when employees are exposed to public vehicular traffic.

11. Employees shall stand away from vehicles being loaded or unloaded, and shall not be permitted underneath loads handled by lifting or dragging equipment.

12. Emergency rescue equipment, such as breathing apparatus, a safety harness and line, or a basket stretcher, shall be readily available if hazardous atmospheric conditions exist or may be expected to develop. The specifics will be determined by the HSC/HSM.

13. Walkways or bridges with standard guardrail shall be provided where employees or equipment are required or permitted to cross over excavations.

5.4 Entering the Excavation

No C&S Engineers, Inc., employee shall enter an excavation which fails to meet the requirements of Section 5.3 of this guideline.

6.0 REFERENCES

29 CFR 1926, Subpart P - Excavations

7.0 ATTACHMENTS

29 CFR 1926 Subpart P - Appendices A, B, F

• **Part Number:**	1926
• **Part Title:**	Safety and Health Regulations for Construction
• **Subpart:**	P
• **Subpart Title:**	Excavations
• **Standard Number:**	1926 Subpart P App A
• **Title:**	Soil Classification

(a) Scope and application - (1) Scope. This appendix describes a method of classifying soil and rock deposits based on site and environmental conditions, and on the structure and composition of the earth deposits. The appendix contains definitions, sets for requirements, and describes acceptable visual and manual tests for use in classifying soils.

(2) Application. This appendix applies when a sloping or benching system is designed in accordance with the requirements set fo 1926.652(b)(2) as a method of protection for employees from cave-ins. This appendix also applies when timber shoring for excav designed as a method of protection from cave-ins in accordance with appendix C to subpart P of part 1926, and when aluminum shoring is designed in accordance with appendix D. This Appendix also applies if other protective systems are designed and selec from data prepared in accordance with the requirements set forth in 1926.652(c), and the use of the data is predicated on the us classification system set forth in this appendix.

(b) Definitions. The definitions and examples given below are based on, in whole or in part, the following; American Society for T Materials (ASTM) Standards D653-85 and D2488; The Unified Soils Classification System; The U.S. Department of Agriculture (US Textural Classification Scheme; and The National Bureau of Standards Report BSS-121.

"Cemented soil" means a soil in which the particles are held together by a chemical agent, such as calcium carbonate, such that a hand-size sample cannot be crushed into powder or individual soil particles by finger pressure.

"Cohesive soil" means clay (fine grained soil), or soil with a high clay content, which has cohesive strength. Cohesive soil does not crumble, can be excavated with vertical sideslopes, and is plastic when moist. Cohesive soil is hard to break up when dry, and exhibits significant cohesion when submerged. Cohesive soils include clayey silt, sandy clay, silty clay, clay and organic clay.

"Dry soil" means soil that does not exhibit visible signs of moisture content.

"Fissured" means a soil material that has a tendency to break along definite planes of fracture with little resistance, or a material that exhibits open cracks, such as tension cracks, in an exposed surface.

"Granular soil" means gravel, sand, or silt (coarse grained soil) with little or no clay content. Granular soil has no cohesive strength. Some moist granular soils exhibit apparent cohesion. Granular soil cannot be molded when moist and crumbles easily when dry.

"Layered system" means two or more distinctly different soil or rock types arranged in layers. Micaceous seams or weakened planes in rock or shale are considered layered.

"Moist soil" means a condition in which a soil looks and feels damp. Moist cohesive soil can easily be shaped into a ball and rolled into small diameter threads before crumbling. Moist granular soil that contains some cohesive material will exhibit signs of cohesion between particles.

"Plastic" means a property of a soil which allows the soil to be

deformed or molded without cracking, or appreciable volume change.

"Saturated soil" means a soil in which the voids are filled with water. Saturation does not require flow. Saturation, or near saturation, is necessary for the proper use of instruments such as a pocket penetrometer or sheer vane.

"Soil classification system" means, for the purpose of this subpart, a method of categorizing soil and rock deposits in a hierarchy of Stable Rock, Type A, Type B, and Type C, in decreasing order of stability. The categories are determined based on an analysis of the properties and performance characteristics of the deposits and the characteristics of the deposits and the environmental conditions of exposure.

"Stable rock" means natural solid mineral matter that can be excavated with vertical sides and remain intact while exposed.

"Submerged soil" means soil which is underwater or is free seeping.

"Type A" means cohesive soils with an unconfined, compressive strength of 1.5 ton per square foot (tsf) (144 kPa) or greater. Examples of cohesive soils are: clay, silty clay, sandy clay, clay loam and, in some cases, silty clay loam and sandy clay loam. Cemented soils such as caliche and hardpan are also considered Type A. However, no soil is Type A if:

(i) The soil is fissured; or

(ii) The soil is subject to vibration from heavy traffic, pile driving, or similar effects; or

(iii) The soil has been previously disturbed; or

(iv) The soil is part of a sloped, layered system where the layers dip into the excavation on a slope of four horizontal to one vertical (4H:1V) or greater; or

(v) The material is subject to other factors that would require it to be classified as a less stable material.

"Type B" means:

(i) Cohesive soil with an unconfined compressive strength greater than 0.5 tsf (48 kPa) but less than 1.5 tsf (144 kPa); or

(ii) Granular cohesionless soils including: angular gravel (similar to crushed rock), silt, silt loam, sandy loam and, in some cases, silty clay loam and sandy clay loam.

(iii) Previously disturbed soils except those which would otherwise be classed as Type C soil.

(iv) Soil that meets the unconfined compressive strength or cementation requirements for Type A, but is fissured or subject to vibration; or

(v) Dry rock that is not stable; or

(vi) Material that is part of a sloped, layered system where the layers dip into the excavation on a slope less steep than four horizontal to one vertical (4H:1V), but only if the material would otherwise be classified as Type B.

"Type C" means:

(i) Cohesive soil with an unconfined compressive strength of 0.5 tsf (48 kPa) or less; or

(ii) Granular soils including gravel, sand, and loamy sand; or

(iii) Submerged soil or soil from which water is freely seeping; or

(iv) Submerged rock that is not stable, or

(v) Material in a sloped, layered system where the layers dip into the excavation or a slope of four horizontal to one vertical (4H:1V) or steeper.

"Unconfined compressive strength" means the load per unit area at which a soil will fail in compression. It can be determined by laboratory testing, or estimated in the field using a pocket penetrometer, by thumb penetration tests, and other methods.

"Wet soil" means soil that contains significantly more moisture than moist soil, but in such a range of values that cohesive material will slump or begin to flow when vibrated. Granular material that would exhibit cohesive properties when moist will lose those cohesive properties when wet.

(c) Requirements - (1) Classification of soil and rock deposits. Each soil and rock deposit shall be classified by a competent perso Rock, Type A, Type B, or Type C in accordance with the definitions set forth in paragraph (b) of this appendix.

(2) Basis of classification. The classification of the deposits shall be made based on the results of at least one visual and at least analysis. Such analyses shall be conducted by a competent person using tests described in paragraph (d) below, or in other reco methods of soil classification and testing such as those adopted by the American Society for Testing Materials, or the U.S. Depart Agriculture textural classification system.

(3) Visual and manual analyses. The visual and manual analyses, such as those noted as being acceptable in paragraph (d) of thi shall be designed and conducted to provide sufficient quantitative and qualitative information as may be necessary to identify pr properties, factors, and conditions affecting the classification of the deposits.

(4) Layered systems. In a layered system, the system shall be classified in accordance with its weakest layer. However, each laye classified individually where a more stable layer lies under a less stable layer.

(5) Reclassification. If, after classifying a deposit, the properties, factors, or conditions affecting its classification change in any w changes shall be evaluated by a competent person. The deposit shall be reclassified as necessary to reflect the changed circumst

(d) Acceptable visual and manual tests. - (1) Visual tests. Visual analysis is conducted to determine qualitative information regar excavation site in general, the soil adjacent to the excavation, the soil forming the sides of the open excavation, and the soil take samples from excavated material.

(i) Observe samples of soil that are excavated and soil in the sides of the excavation. Estimate the range of particle sizes and the amounts of the particle sizes. Soil that is primarily composed of fine-grained material material is cohesive material. Soil composed of coarse-grained sand or gravel is granular material.

(ii) Observe soil as it is excavated. Soil that remains in clumps when excavated is cohesive. Soil that breaks up easily and does n clumps is granular.

(iii) Observe the side of the opened excavation and the surface area adjacent to the excavation. Crack-like openings such as tens could indicate fissured material. If chunks of soil spall off a vertical side, the soil could be fissured. Small spalls are evidence of m ground and are indications of potentially hazardous situations.

(iv) Observe the area adjacent to the excavation and the excavation itself for evidence of existing utility and other underground and to identify previously disturbed soil.

(v) Observed the opened side of the excavation to identify layered systems. Examine layered systems to identify if the layers slo the excavation. Estimate the degree of slope of the layers.

(vi) Observe the area adjacent to the excavation and the sides of the opened excavation for evidence of surface water, water see the sides of the excavation, or the location of the level of the water table.

(vii) Observe the area adjacent to the excavation and the area within the excavation for sources of vibration that may affect the the excavation face.

(2) Manual tests. Manual analysis of soil samples is conducted to determine quantitative as well as qualitative properties of soil a provide more information in order to classify soil properly.

(i) Plasticity. Mold a moist or wet sample of soil into a ball and attempt to roll it into threads as thin as 1/8-inch in diameter. Coh material can be successfully rolled into threads without crumbling. For example, if at least a two inch (50 mm) length of 1/8-inch be held on one end without tearing, the soil is cohesive.

(ii) Dry strength. If the soil is dry and crumbles on its own or with moderate pressure into individual grains or fine powder, it is g combination of gravel, sand, or silt). If the soil is dry and falls into clumps which break up into smaller clumps, but the smaller cl only be broken up with difficulty, it may be clay in any combination with gravel, sand or silt. If the dry soil breaks into clumps wh break up into small clumps and which can only be broken with difficulty, and there is no visual indication the soil is fissured, the considered unfissured.

(iii) Thumb penetration. The thumb penetration test can be used to estimate the unconfined compressive strength of cohesive so test is based on the thumb penetration test described in American Society for Testing and Materials (ASTM) Standard designatior "Standard Recommended Practice for Description of Soils (Visual - Manual Procedure).") Type A soils with an unconfined compre: strength of 1.5 tsf can be readily indented by the thumb; however, they can be penetrated by the thumb only with very great eff soils with an unconfined compressive strength of 0.5 tsf can be easily penetrated several inches by the thumb, and can be molde finger pressure. This test should be conducted on an undisturbed soil sample, such as a large clump of spoil, as soon as practicat excavation to keep to a minimum the effects of exposure to drying influences. If the excavation is later exposed to wetting influe flooding), the classification of the soil must be changed accordingly.

(iv) Other strength tests. Estimates of unconfined compressive strength of soils can also be obtained by use of a pocket penetron using a hand-operated shearvane.

(v) Drying test. The basic purpose of the drying test is to differentiate between cohesive material with fissures, unfissured cohesi and granular material. The procedure for the drying test involves drying a sample of soil that is approximately one inch thick (2.5 six inches (15.24 cm) in diameter until it is thoroughly dry:

(A) If the sample develops cracks as it dries, significant fissures are indicated.

(B) Samples that dry without cracking are to be broken by hand. If considerable force is necessary to break a sample, the soil ha cohesive material content. The soil can be classified as an unfissured cohesive material and the unconfined compressive strength determined.

(C) If a sample breaks easily by hand, it is either a fissured cohesive material or a granular material. To distinguish between the t pulverize the dried clumps of the sample by hand or by stepping on them. If the clumps do not pulverize easily, the material is cc fissures. If they pulverize easily into very small fragments, the material is granular.

Next Standard (1926 Subpart P App B)

Regulations (Standards - 29 CFR) - Table of Contents

U.S. Department of Labor | Occupational Safety & Health Administration | 200 Constitution Ave., NW, Washington, D
Telephone: 800-321-OSHA (6742) | TTY: 877-889-5627

www.OSHA.gov

• **Part Number:**	1926
• **Part Title:**	Safety and Health Regulations for Construction
• **Subpart:**	P
• **Subpart Title:**	Excavations
• **Standard Number:**	1926 Subpart P App B
• **Title:**	Sloping and Benching

(a) ***Scope and application***. This appendix contains specifications for sloping and benching when used as methods of protecting working in excavations from cave-ins. The requirements of this appendix apply when the design of sloping and benching protectiv is to be performed in accordance with the requirements set forth in § 1926.652(b)(2).

(b) ***Definitions***.

Actual slope means the slope to which an excavation face is excavated.

Distress means that the soil is in a condition where a cave-in is imminent or is likely to occur. Distress is evidenced by such phen the development of fissures in the face of or adjacent to an open excavation; the subsidence of the edge of an excavation; the slu material from the face or the bulging or heaving of material from the bottom of an excavation; the spalling of material from the fa excavation; and ravelling, i.e., small amounts of material such as pebbles or little clumps of material suddenly separating from the excavation and trickling or rolling down into the excavation.

Maximum allowable slope means the steepest incline of an excavation face that is acceptable for the most favorable site condi protection against cave-ins, and is expressed as the ratio of horizontal distance to vertical rise (H:V).

Short term exposure means a period of time less than or equal to 24 hours that an excavation is open.

(c) ***Requirements*** -- (1) ***Soil classification***. Soil and rock deposits shall be classified in accordance with appendix A to subpart 1926.

(2) ***Maximum allowable slope***. The maximum allowable slope for a soil or rock deposit shall be determined from Table B-1 of tl appendix.

(3) ***Actual slope***. (i) The actual slope shall not be steeper than the maximum allowable slope.

(ii) The actual slope shall be less steep than the maximum allowable slope, when there are signs of distress. If that situation occur slope shall be cut back to an actual slope which is at least ½ horizontal to one vertical (½H:1V) less steep than the maximum allo slope.

(iii) When surcharge loads from stored material or equipment, operating equipment, or traffic are present, a competent person sh determine the degree to which the actual slope must be reduced below the maximum allowable slope, and shall assure that such achieved. Surcharge loads from adjacent structures shall be evaluated in accordance with § 1926.651(i).

(4) ***Configurations***. Configurations of sloping and benching systems shall be in accordance with Figure B-1.

TABLE B-1
MAXIMUM ALLOWABLE SLOPES

SOIL OR ROCK TYPE	MAXIMUM ALLOWABLE SLOPES (H:V)(1) FOR EXCAVATIONS LESS THAN 20 FEET DEEP(3)
STABLE ROCK	VERTICAL (90°)
TYPE A (2)	3/4:1 (53°)
TYPE B	1:1 (45°)
TYPE C	1 ½:1 (34°)

Footnote(1) Numbers shown in parentheses next to maximum allowable slopes are angles expressed in degrees from the horizontal. Angle rounded off.

Footnote(2) A short-term maximum allowable slope of 1/2H:1V (63°) is allowed in excavations in Type A soil that are 12 feed (3.67 m) or l depth. Short-term maximum allowable slopes for excavations greater than 12 feet (3.67 m) in depth shall be 3/4H:1V (53°).

Footnote(3) Sloping or benching for excavations greater than 20 feet deep shall be designed by a registered professional engineer.

Figure B-1

Slope Configurations

(All slopes stated below are in the horizontal to vertical ratio)

B-1.1 Excavations made in Type A soil.

1. All simple slope excavation 20 feet or less in depth shall have a maximum allowable slope of ¾:1.

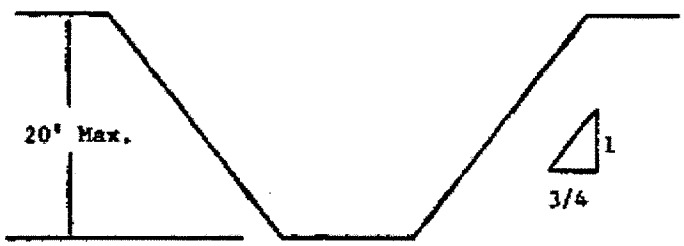

SIMPLE SLOPE -- GENERAL

Exception: Simple slope excavations which are open 24 hours or less (short term) and which are 12 feet or less in depth shall have maximum allowable slope of ½:1.

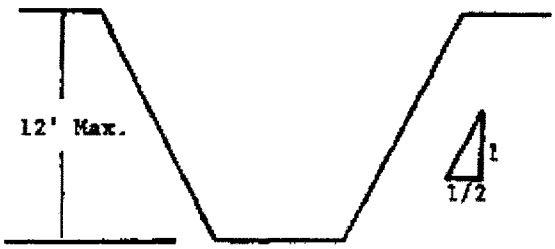

SIMPLE SLOPE -- SHORT TERM

2. All benched excavations 20 feet or less in depth shall have a maximum allowable slope of 3/4 to 1 and maximum bench dimens

follows:

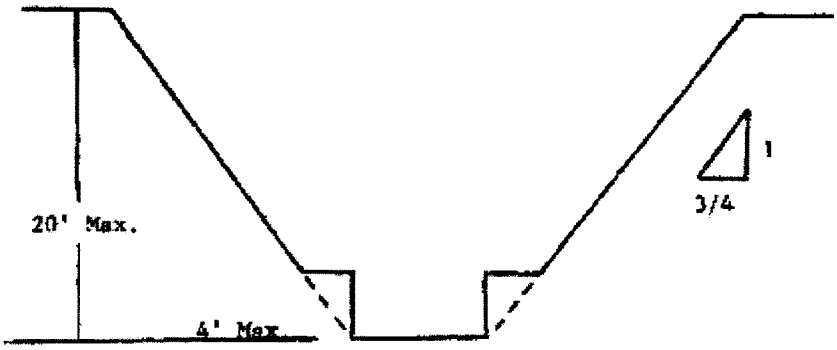

SIMPLE BENCH

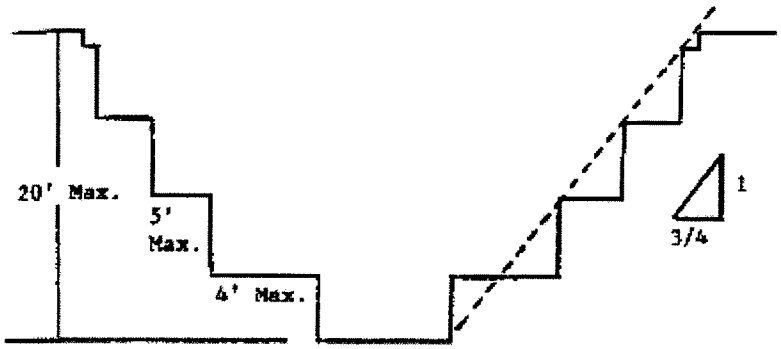

MULTIPLE BENCH

3. All excavations 8 feet or less in depth which have unsupported vertically sided lower portions shall have a maximum vertical sid
feet.

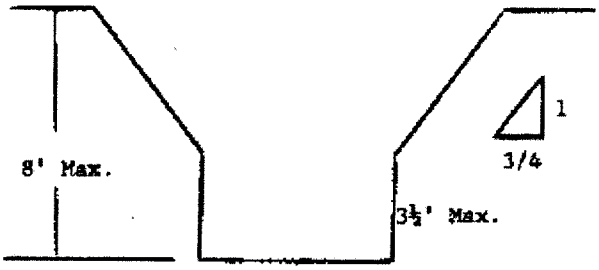

UNSUPPORTED VERTICALLY SIDED LOWER PORTION -- MAXIMUM 8 FEET IN DEPTH)

All excavations more than 8 feet but not more than 12 feet in depth with unsupported vertically sided lower portions shall have a r
allowable slope of 1:1 and a maximum vertical side of 3½ feet.

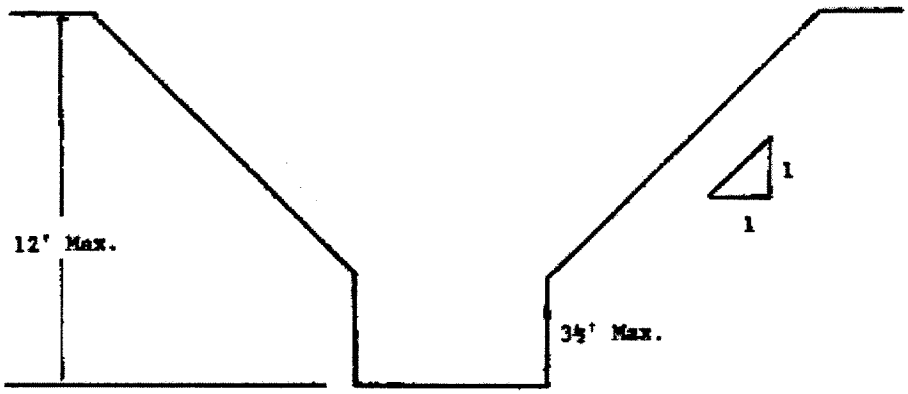

UNSUPPORTED VERTICALLY SIDED LOWER PORTION -- MAXIMUM 12 FEET IN DEPTH)

All excavations 20 feet or less in depth which have vertically sided lower portions that are supported or shielded shall have a maxi allowable slope of ¾:1. The support or shield system must extend at least 18 inches above the top of the vertical side.

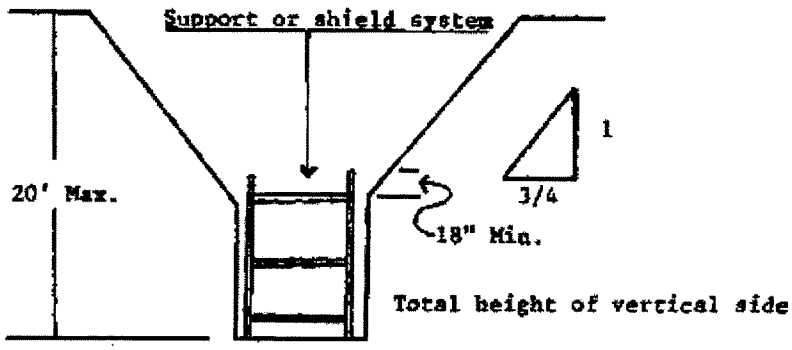

SUPPORTED OR SHIELDED VERTICALLY SIDED LOWER PORTION

4. All other simple slope, compound slope, and vertically sided lower portion excavations shall be in accordance with the other opt permitted under § 1926.652(b).

B-1.2 Excavations Made in Type B Soil

1. All simple slope excavations 20 feet or less in depth shall have a maximum allowable slope of 1:1.

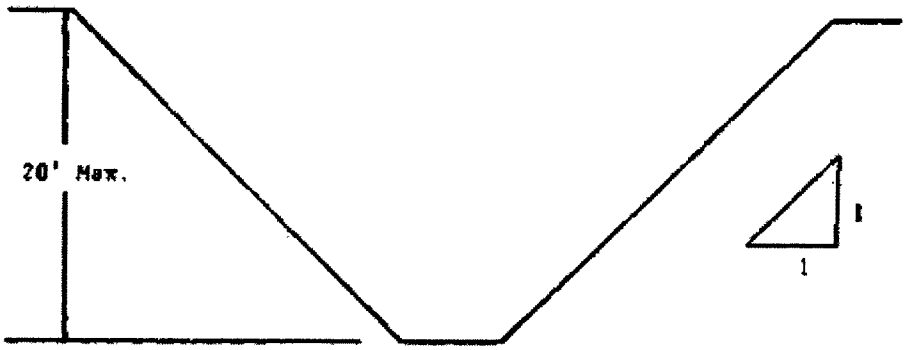

SIMPLE SLOPE

2. All benched excavations 20 feet or less in depth shall have a maximum allowable slope of 1:1 and maximum bench dimensions

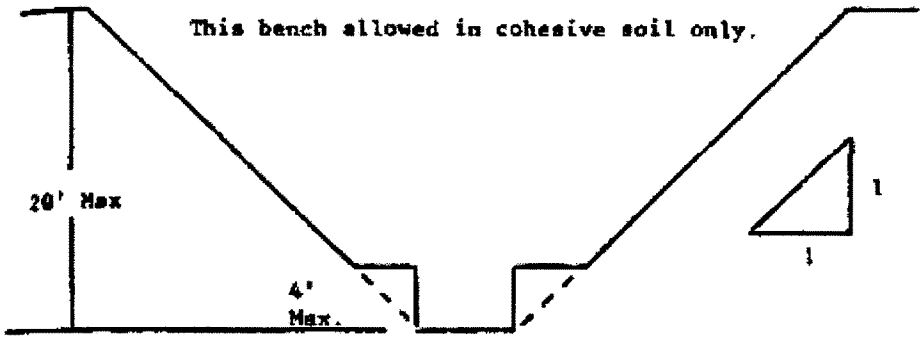

SINGLE BENCH

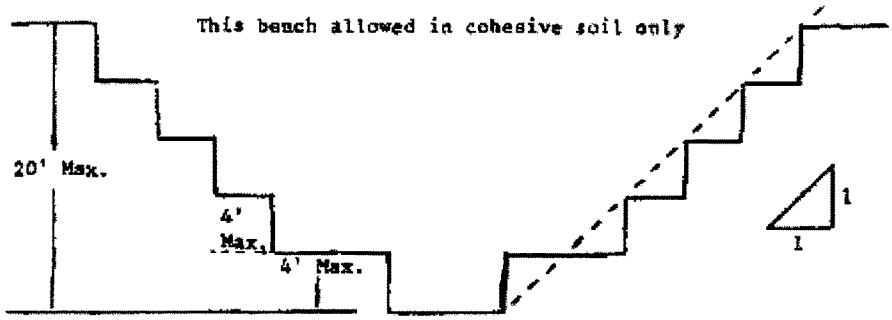

MULTIPLE BENCH

3. All excavations 20 feet or less in depth which have vertically sided lower portions shall be shielded or supported to a height at le inches above the top of the vertical side. All such excavations shall have a maximum allowable slope of 1:1.

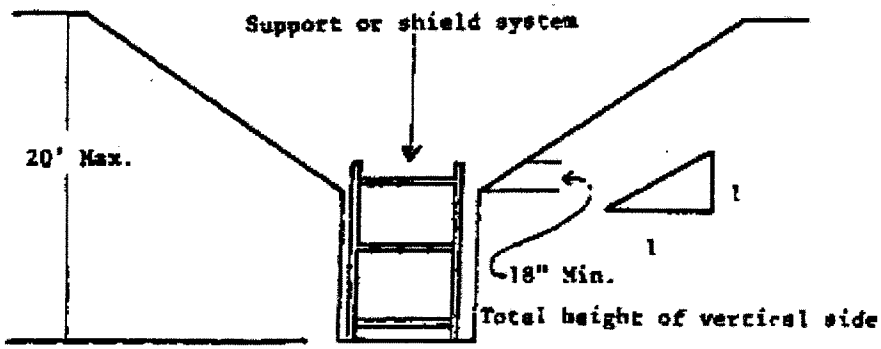

VERTICALLY SIDED LOWER PORTION

4. All other sloped excavations shall be in accordance with the other options permitted in § 1926.652(b).

B-1.3 Excavations Made in Type C Soil

1. All simple slope excavations 20 feet or less in depth shall have a maximum allowable slope of 1½:1.

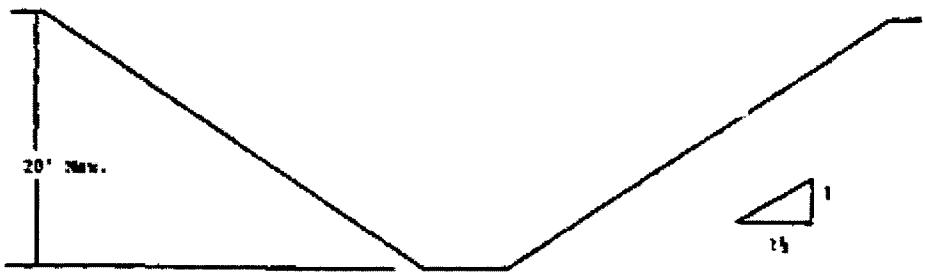

SIMPLE SLOPE

2. All excavations 20 feet or less in depth which have vertically sided lower portions shall be shielded or supported to a height at le inches above the top of the vertical side. All such excavations shall have a maximum allowable slope of 1½:1.

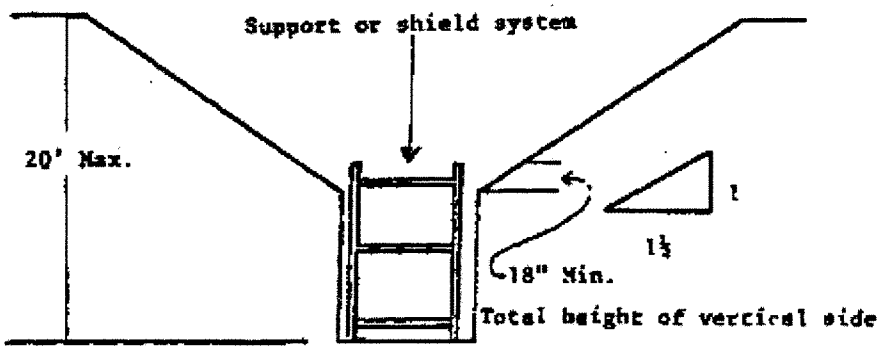

VERTICAL SIDED LOWER PORTION

3. All other sloped excavations shall be in accordance with the other options permitted in § 1926.652(b).

B-1.4 Excavations Made in Layered Soils

1. All excavations 20 feet or less in depth made in layered soils shall have a maximum allowable slope for each layer as set forth b

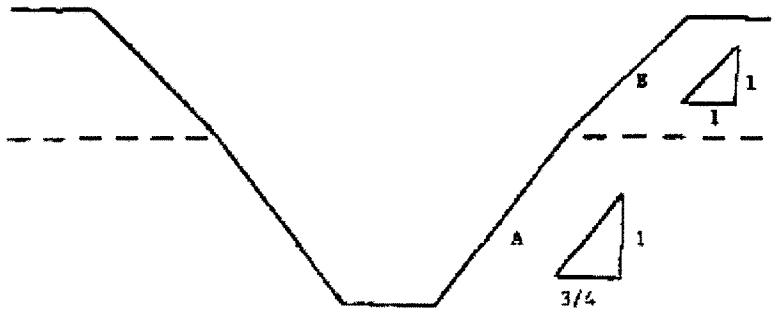

B OVER A

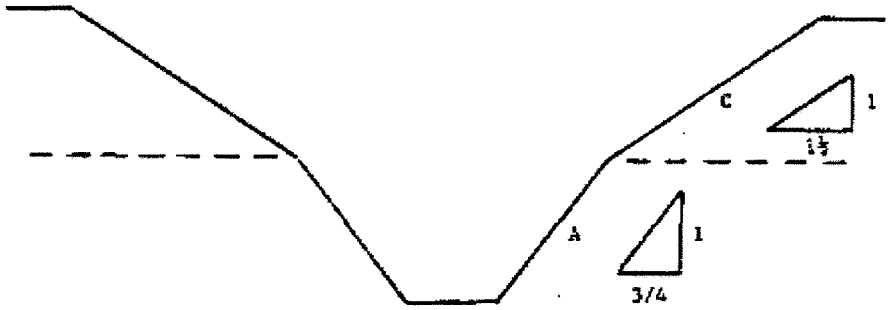

C OVER A

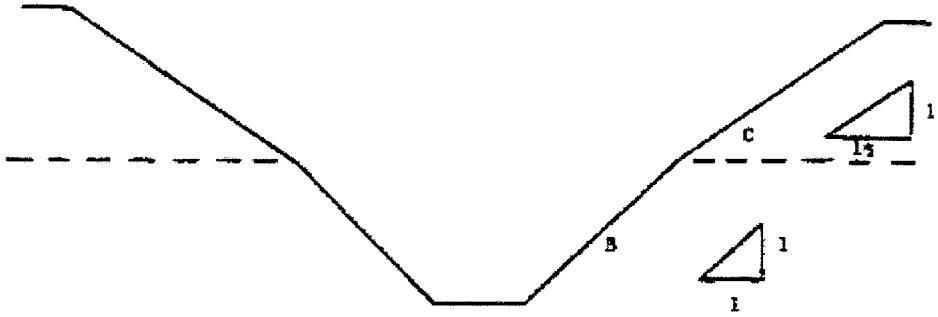

C OVER B

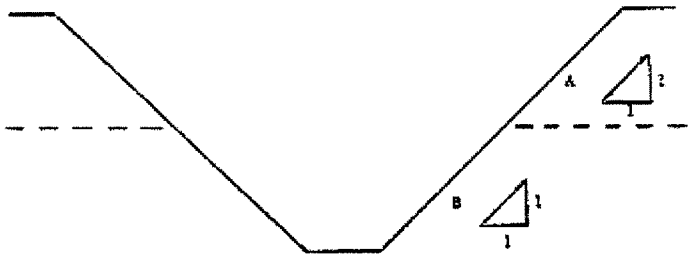

A OVER B

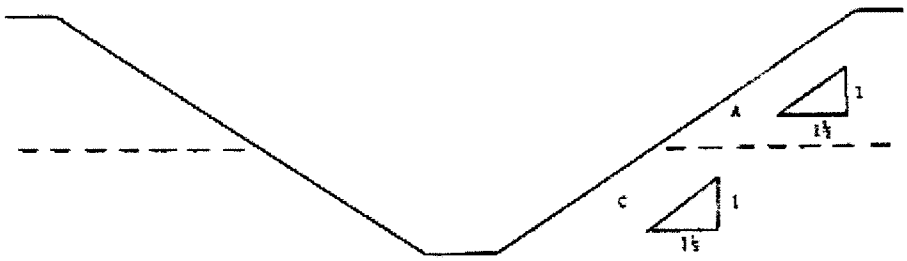

A OVER C

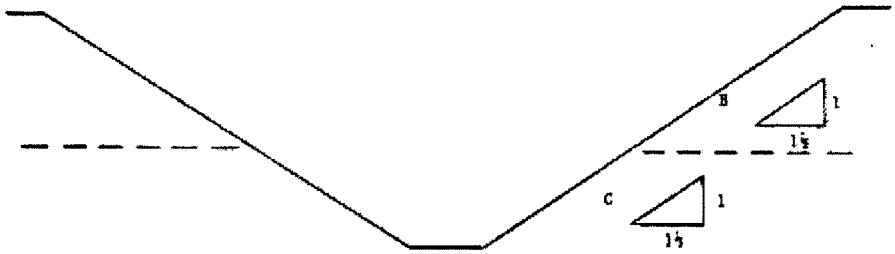

B OVER C

2. All other sloped excavations shall be in accordance with the other options permitted in § 1926.652(b).

Next Standard (1926 Subpart P App C)

Regulations (Standards - 29 CFR) - Table of Contents

• **Part Number:**	1926
• **Part Title:**	Safety and Health Regulations for Construction
• **Subpart:**	P
• **Subpart Title:**	Excavations
• **Standard Number:**	1926 Subpart P App F
• **Title:**	Selection of Protective Systems

The following figures are a graphic summary of the requirements contained in subpart P for excavations 20 feet or less in depth. Prc systems for use in excavations more than 20 feet in depth must be designed by a registered professional engineer in accordance wit 1926.652(b) and (c).

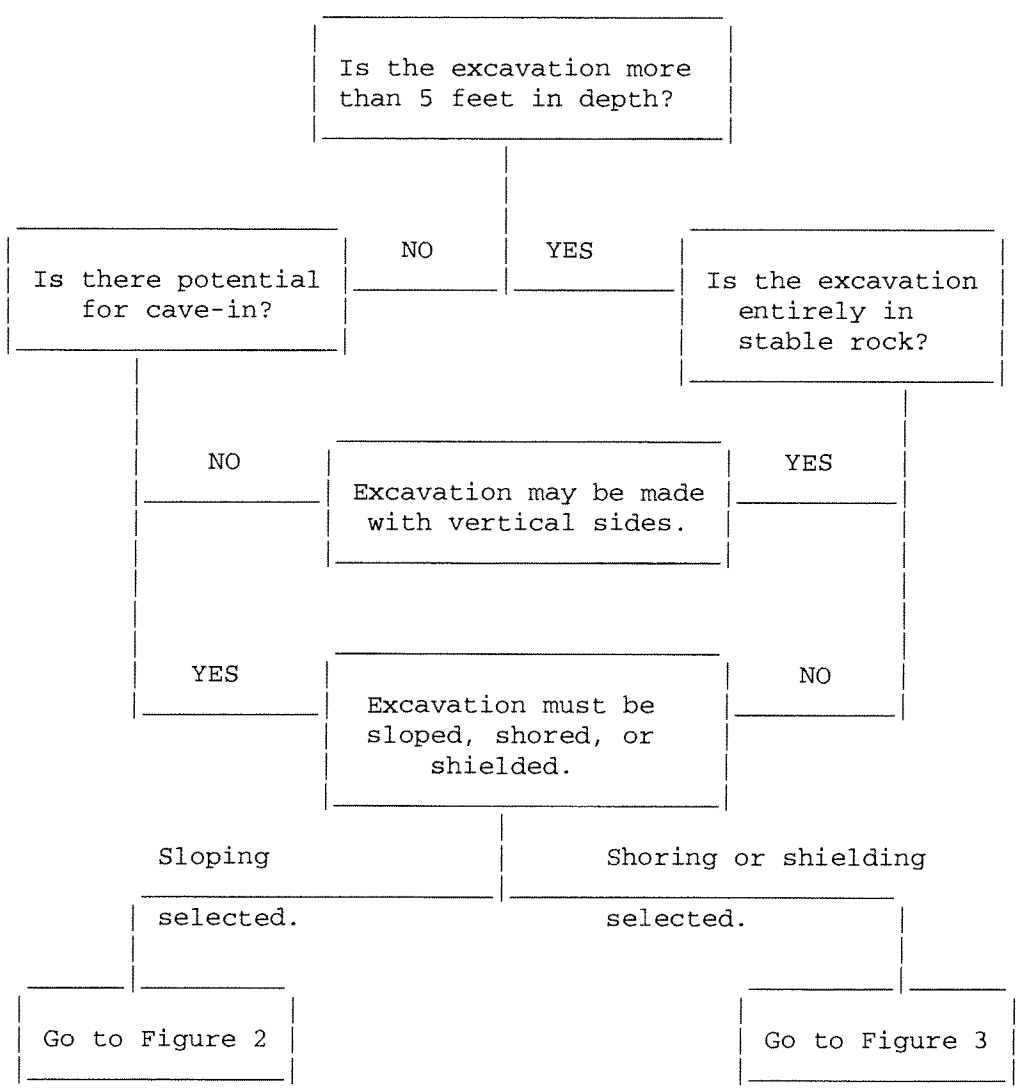

FIGURE 1 - PRELIMINARY DECISIONS

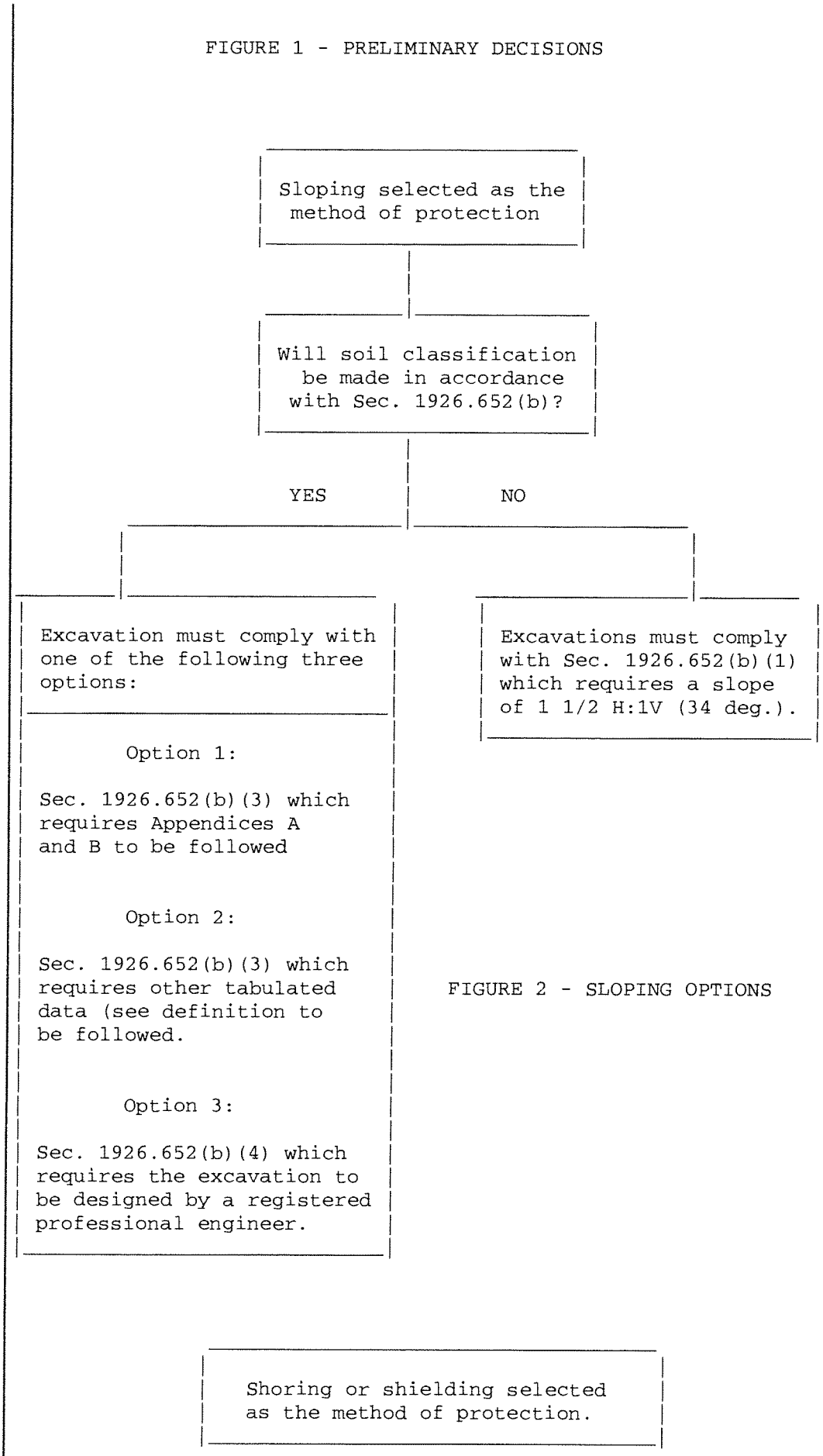

FIGURE 2 - SLOPING OPTIONS

Soil Classification is required when shoring or shielding is used. The excavation must comply with one of the following four options:

Option 1

Sec. 1926.652(c)(1) which requires Appendices A and C to be followed (e.g. timber shoring).

Option 2

Sec. 1926.652(c)(2) which requires manufacturers data to be followed (e.g. hydraulic shoring, trench jacks, air shores, shields).

Option 3

Sec. 1926.652(c)(3) which requires tabulated data (see definition) to be followed (e.g. any system as per the tabulated data).

Option 4

Sec. 1926.652(c)(4) which requires the excavation to be designed by a registered professional engineer (e.g. any designed system).

FIGURE 3 - SHORING AND SHIELDING OPTIONS

Next Standard (1926 Subpart Q)

Regulations (Standards - 29 CFR) - Table of Contents

Appendix B

GUIDANCE ON INCIDENT INVESTIGATION

AND REPORTING

C&S ENGINEERS

3. Following the treatment and care of the injured employee, the emergency coordinator or his on-site designee and the project manager will initiate the completion of the first injury report. The Health & Safety Manager will assist.

Project Manager

1. Upon notification of a personal injury or illness on the job site, will notify C & S Engineers, Inc, President and Corporate Legal and C&S Companies Health and Safety Manager.
2. Will report to the worksite to initiate the first injury report.
3. Will report to the treatment facility to check on the well being of the injured employee. The project manager will ensure that the treatment facility is aware that this is a workers compensation case.
4. Will assist the Health and Safety Manager in the analysis of the incident.

Health & Safety Manager

1. Upon notification of the personal injury will determined if it is necessary to report to the treatment facility or the accident site, depending on the nature of the injuries and the circumstances of the accident.
2. Will report to the worksite to begin a root cause analysis investigation of the accident. The investigation may include interview of witnesses, field crew , and project manager, the photographing of the scene, reconstruction of the accident scene, using test instruments and taking measurements. The Health and Safety Manager may draw diagrams from the information learned.
3. The Health and Safety Manager will work with the owner/client as necessary to investigate the accident.
4. The Health & Safety manager will ensure that the site is safe to resume work.
5. The Health & Safety Manager shall initiate the New York State Compensation form requirements (C-2) and forward a copy of the C-2 to the C & S Engineers, Inc. controller for transmittal to the Compensation Carrier within 8 hrs of notification of the incident or by the end of the next business day.
6. The Health and Safety manager, upon completion of the investigation, will provide the Project Manager with a written investigative report (copy to the President)
7. The accident will be reviewed at the next Project Managers meeting with the intent to prevent further or similar events on other projects.
8. The Health & Safety Manager will assess the incident to determine OSHA record ability and make record if necessary on the OSHA 300 form, within five working days.

Incident Response

1.0 PURPOSE

To prevent the occurrence of accidents on C&S Engineers, Inc., work sites and to establish a procedure for investigation and reporting of incidents occurring in, or related to C&S work activities.

2.0 SCOPE

Applies to all incidents related to C&S Engineers, Inc. work activities.

3.0 DEFINITIONS

Accident - An undesired event resulting in personal injury and/or property damage, and/or equipment failure.

Fatality - An injury or illness resulting in death of the individual.

Incident - Any occurrence which results in, or could potentially result in, the need for medical care or property damage. Such incidents shall include lost time accidents or illness, medical treatment cases, unplanned exposure to toxic materials or any other significant occurrence resulting in property damage or in "near misses."

Incidence Rate - the number of injuries, illnesses, or lost workdays related to a common exposure base of 100 full-time workers. The rate is calculated as:

$$N/EH \times 200{,}000$$

N = number of injuries and illnesses or lost workday cases; EH = total hours worked by all associates during calendar year. 200,000 = base for 100 full-time equivalent workers (working 40 hours per week, 50 weeks per year).

Injury - An injury such as a cut, fracture, sprain, amputation, etc. which results from a work accident or from a single instantaneous event in the work environment.

Lost Workday Case - A lost workday case occurs when an injured or ill employee experiences days away from work beginning with the next scheduled work day. Lost workday cases do not occur unless the employee is effected beyond the day of injury or onset of illness.

Recordable Illness - An illness that results from the course of employment and must be entered on the OSHA 300 Log and Summary of Occupational Injuries and Illnesses. These illnesses require medical treatment and evaluation of work related injury. For example, dermatitis, bronchitis, irritation of eyes, nose, and throat can result from work and non-work related incidents.

Recordable Injury - An injury that results from the course of employment and must be entered on the OSHA 300 Log and Summary of Occupational Injuries and Illnesses. These injuries require medical treatment; may involve loss of consciousness; may result in restriction of work or motion or transfer to another job; or result in a fatality.

Near Miss - An incident which, if occurring at a different time or in a different personnel or equipment configuration, would have resulted in an incident.

4.0 RESPONSIBILITIES

Employees - It shall be the responsibility of all C&S Engineers, Inc. employees to report all incidents as soon as possible to the HSC, regardless of the severity.

Human Resources - has overall responsibility for maintaining accident/ incident reporting and investigations according to current regulations and recording injuries/ illness on the OSHA 300 log, and posting the OSHA 300 log.

Emergency Coordinator - It is the responsibility of the Emergency Coordinator to investigate and prepare an appropriate report of all accidents, illnesses, and incidents occurring on or related to C&S Engineers, Inc. work. The Emergency Coordinator shall complete Attachment A within 24 hours of the incident occurrence.

Health and Safety Manager (HSM) - It is the responsibility of the HSM to investigate and prepare an appropriate report of all lost time injuries and illnesses and significant incidents occurring on or related to C&S Companies. The HSM shall maintain the OSHA 300 form.

Project Managers (PM) - It shall be the PM's responsibility to promptly correct any deficiencies in personnel, training, actions, or any site or equipment deficiencies that were determined to cause or contribute to the incident investigated.

5.0 GUIDELINES

5.1 Incident Investigation

The Project Manager will immediately investigate the circumstances surrounding the incident and will make recommendations to prevent recurrence. The HSM shall be immediately notified by telephone if a serious accident/ incident occurs. The incident shall be evaluated to determine whether it is OSHA recordable. If the incident is determined to be OSHA 300 recordable, it shall be entered on the OSHA 300 form.

The Project Manager with assistance from the HSM must submit to the office an incident report form pertaining to any incident resulting in injury or property damage.

5.2 Incident Report

The completed incident report must be completed by the Project Manager within 12 hours of the incident and distributed to the HSM, and Human Resources. This form shall be maintained by Human Resources for at least five years for all OSHA recordable cases. This form serves as an equivalent to the OSHA 101 form.

5.3 Incident Follow-up Report

The Incident Follow-Up Report (Attachment B) shall be distributed with the Incident Report within one week of the incident. Delay in filing this report shall be explained in a brief memorandum.

5.4 Reporting of Fatalities or Multiple Hospitalization Accidents

Fatalities or accidents resulting in the hospitalization of three or more employees must be reported to OSHA verbally or in writing within 8 hours. The report must contain 1) circumstances surrounding the accident(s), 2) the number of fatalities, and 3) the extent of any injuries.

5.5 OSHA 300A Summary Form

Recordable cases must be entered on the log within six workdays of receipt of the information that a recordable case has occurred. The OSHA log must be kept updated to within 45 calendar days.
OSHA 300 forms must be updated during the 5 year retention period, if there is a change in the extent or outcome of an injury or illness which affects an entry on a log. If a change is necessary, the original entry should be lined out and a corrected entry made on that log. New entries should be made for previously unrecorded cases that are discovered or for cases that initially weren't recorded but were found to be recordable after the end of the year. Log totals should also be modified to reflect these changes.

5.5.1 Posting

The log must be summarized at the end of the calendar year and the summary must be posted from February 1 through May 31.

5.6 OSHA 300A

Facilities selected by the Bureau of Labor Statistics (BLS) to participate in surveys of occupational injuries and illnesses will receive the OSHA 300A. The data from the annual summary on the OSHA 300 log should be transferred to the OSHA 300A, other requested information provided and the form returned as instructed by the BLS.

5.7 Access to OSHA Records

All OSHA records (accident reporting forms and OSHA 300 logs) should be available for inspection and copying by authorized Federal and State government officials.

Employees, former employees, and their representatives must be given access for inspection and copying to only the log, OSHA No. 300, for the establishment in which the employee currently works or formerly worked.

6.0 REFERENCES

29 CFR Part 1904

7.0 ATTACHMENTS

Attachment A - Incident Investigation Form
Attachment B - Incident Follow-Up Report
Attachment C - Establishing Recordability

ATTACHMENT A

INCIDENT INVESTIGATION FORM

Accident investigation should include:

Location: _____

Time of Day: _____

Accident Type: _____

Victim:_____

Nature of Injury:_____

Released Injury:_____

Hazardous Material:_____

Unsafe Acts:_____

Unsafe Conditions:_____

Policies, Decisions:_____

_____

Personal Factors:_____

_____

Environmental Factors:_____

_____

_____

ATTACHMENT B

Date _____

Foreman: _____

INCIDENT FOLLOW-UP REPORT

Date of Incident: _____

Site:_____

Brief description of incident: _____

_____

_____

_____

_____

Outcome of incident: _____

_____

_____

_____

Physician's recommendations: _____

_____

_____

_____

Date the injured returned to work:_____

Project Manager Signature: _____

Date: _____

ATTACH ANY ADDITIONAL INFORMATION TO THIS FORM

ATTACHMENT C

ESTABLISHING RECORDABILITY

1. Deciding whether to record a case and how to classify the case.

   Determine whether a fatality, injury or illness is recordable.

   A fatality is recordable if:

   - Results from employment

   An injury is recordable if:

   - Results from employment and
   - It requires medical treatment beyond first aid or
   - Results in restricted work activity or job transfer, or
   - Results in lost work day or
   - Results in loss of consciousness

   An illness is recordable if:

   - It results from employment

2. Definition of "Resulting from Employment"

   Resulting from employment is when the injury or illness results from an event or exposure in the work environment. The work environment is primarily composed of: 1) The employer's premises, and 2) other locations where associates are engaged in work-related activities or are present as a condition of their employment.

   The employer's premises include company rest rooms, hallways, cafeterias, sidewalks and parking lots. Injuries occurring in these places are generally considered work related.

   The employer's premises EXCLUDES employer controlled ball fields, tennis courts, golf courses, parks, swimming pools, gyms, and other similar recreational facilities, used by associates on a voluntary basis for their own benefit, primarily during off work hours.

   Ordinary and customary commute, is not generally considered work related.

   Employees injured or taken ill while engaged in consuming food, as part of a normal break or activity is not considered work related. Employees injured or taken ill as the result of smoking, consuming illegal drugs, alcohol or applying make up are generally not considered work related. Employee injured by un authorized horseplay is generally not considered work related, however, an employee injured as a result of a fight or other workplace violence act, may be considered work related.

Associates who travel on company business are considered to be engaged in work related activities all the time they spend in the interest of the company. This includes travel to and from customer contacts, and entertaining or being entertained for purpose of promoting or discussing business. Incidents occurring during normal living activities (eating, sleeping, recreation) or if the associate deviates from a reasonably direct route of travel are not considered OSHA recordable.

3. Distinction between Medical Treatment and First Aid.

First aid is defined as any one-time treatment, and any follow up visit for the purpose of observation, of minor scratches, cuts, burns, splinters, etc., which do not ordinarily require medical care. Such one time treatment, and follow up visit for the purpose of observation, is considered first aid even though provided by a physician or registered professional personnel.

Medical Treatment (recordable)

a) They must be treated only by a physician or licensed medical personnel.

b) They impair bodily function (i.e. normal use of senses, limbs, etc.).

c) They result in damage to physical structure of a non superficial nature (fractures).

d) They involve complications requiring follow up medical treatment.

C&S
ENGINEERS

APPENDIX B

COMMUNITY AIR MONITORING PLAN

Community Air Monitoring Plan

for

Hope On Main Site
954 and 1000 Main Street
Buffalo, Erie County, New York

June 2023

Community Air Monitoring Plan

Overview

A Community Air Monitoring Plan (CAMP) requires real-time monitoring for volatile organic compounds (VOCs) and particulates (i.e., dust) at the downwind perimeter of each designated work area when certain activities are in progress at contaminated sites. The CAMP is not intended for use in establishing action levels for worker respiratory protection. Rather, its intent is to provide a measure of protection for the downwind community (i.e., off-site receptors including residences and businesses and on-site workers not directly involved with the subject work activities) from potential airborne contaminant releases as a direct result of investigative and remedial work activities. The action levels specified herein require increased monitoring, corrective actions to abate emissions, and/or work shutdown. Additionally, the CAMP helps to confirm that work activities did not spread contamination off-site through the air.

Depending upon the nature of known or potential contaminants at each site, real-time air monitoring for VOCs and/or particulate levels at the perimeter of the exclusion zone or work area will be necessary.

> **Continuous monitoring** will be required for all ground intrusive activities and during the demolition of contaminated or potentially contaminated structures. Ground intrusive activities include, but are not limited to, soil/waste excavation and handling, test pitting or trenching, and the installation of soil borings or monitoring wells.
>
> **Periodic monitoring** for VOCs will be required during non-intrusive activities such as the collection of soil and sediment samples or the collection of groundwater samples from existing monitoring wells. "Periodic" monitoring during sample collection might reasonably consist of taking a reading upon arrival at a sample location, monitoring while opening a well cap or overturning soil, monitoring during well baling/purging, and taking a reading prior to leaving a sample location. In some instances, depending upon the proximity of potentially exposed individuals, continuous monitoring may be required during sampling activities. Examples of such situations include groundwater sampling at wells on the curb of a busy urban street, in the midst of a public park, or adjacent to a school or residence.

<u>VOC Monitoring, Response Levels and Actions</u>

Volatile organic compounds (VOCs) must be monitored at the downwind perimeter of the immediate work area (i.e., the exclusion zone) on a continuous basis or as otherwise specified. Upwind concentrations should be measured at the start of each workday and periodically thereafter to establish background conditions, particularly if wind direction changes. The monitoring work should be performed using equipment appropriate to measure the types of contaminants known or suspected to be present. The equipment should be calibrated at least daily for the contaminant(s) of concern or for an appropriate surrogate, such as isobutylene. The equipment should be capable of calculating 15-minute running average concentrations, which will be compared to the levels specified below.

1. If the ambient air concentration of total organic vapors at the downwind perimeter of the work area or exclusion zone exceeds 5 parts per million (ppm) above background for the 15-minute average, work activities must be temporarily halted and monitoring continued. If the total organic vapor level readily decreases (per instantaneous readings) below 5 ppm over background, work activities can resume with continued monitoring.

2. If total organic vapor levels at the downwind perimeter of the work area or exclusion zone persist at levels in excess of 5 ppm over background but less than 25 ppm, work activities must be halted, the source of vapors identified, corrective actions taken to abate emissions, and monitoring continued. After these steps, work activities can resume provided that the total organic vapor level 200 feet downwind of the exclusion zone or half the distance to the nearest potential receptor or residential/commercial structure, whichever is less - but in no case less than 20 feet, is below 5 ppm over background for the 15-minute average.

3. If the organic vapor level is above 25 ppm at the perimeter of the work area, activities must be shutdown.

4. All 15-minute readings must be recorded and be available for State (DEC and NYSDOH) personnel to review. Instantaneous readings, if any, used for decision purposes should also be recorded.

Particulate Monitoring, Response Levels, and Actions

Particulate concentrations should be monitored continuously at the upwind and downwind perimeters of the exclusion zone at temporary particulate monitoring stations. The particulate monitoring should be performed using real-time

monitoring equipment capable of measuring particulate matter less than 10 micrometers in size (PM-10) and capable of integrating over a period of 15 minutes (or less) for comparison to the airborne particulate action level. The equipment must be equipped with an audible alarm to indicate exceedance of the action level. In addition, fugitive dust migration should be visually assessed during all work activities.

1. If the downwind PM-10 particulate level is 100 micrograms per cubic meter (mcg/m^3) greater than background (upwind perimeter) for the 15-minute period or if airborne dust is observed leaving the work area, then dust suppression techniques must be employed. Work may continue with dust suppression techniques provided that downwind PM-10 particulate levels do not exceed 150 mcg/m^3 above the upwind level and provided that no visible dust is migrating from the work area.

2. If, after implementation of dust suppression techniques, downwind PM-10 particulate levels are greater than 150 mcg/m^3 above the upwind level, work must be stopped and a re-evaluation of activities initiated. Work can resume provided that dust suppression measures and other controls are successful in reducing the downwind PM-10 particulate concentration to within 150 mcg/m^3 of the upwind level and in preventing visible dust migration.

3. All readings must be recorded and be available for State (DEC and NYSDOH) and County Health personnel to review.

Fugitive Dust and Particulate Monitoring

A program for suppressing fugitive dust and particulate matter monitoring at hazardous waste sites is a responsibility on the remedial party performing the work. These procedures must be incorporated into appropriate intrusive work plans. The following fugitive dust suppression and particulate monitoring program should be employed at sites during construction and other intrusive activities which warrant its use:

1. Reasonable fugitive dust suppression techniques must be employed during all site activities which may generate fugitive dust.

2. Particulate monitoring must be employed during the handling of waste or contaminated soil or when activities on site may generate fugitive dust from exposed waste or contaminated soil. Remedial activities may also include the

excavation, grading, or placement of clean fill. These control measures should not be considered necessary for these activities.

3. Particulate monitoring must be performed using real-time particulate monitors and shall monitor particulate matter less than ten microns (PM10) with the following minimum performance standards:

(a) Objects to be measured: Dust, mists or aerosols;
(b) Measurement Ranges: 0.001 to 400 mg/m3 (1 to 400,000 :ug/m3);
(c) Precision (2-sigma) at constant temperature: +/- 10 :g/m3 for one second averaging; and +/- 1.5 g/m3 for sixty second averaging;
(d) Accuracy: +/- 5% of reading +/- precision (Referred to gravimetric calibration with SAE fine test dust (mmd= 2 to 3 :m, g= 2.5, as aerosolized);
(e) Resolution: 0.1% of reading or 1g/m3, whichever is larger;
(f) Particle Size Range of Maximum Response: 0.1-10;
(g) Total Number of Data Points in Memory: 10,000;
(h) Logged Data: Each data point with average concentration, time/date and data point number;
(i) Run Summary: overall average, maximum concentrations, time/date of maximum, total number of logged points, start time/date, total elapsed time (run duration), STEL concentration and time/date occurrence, averaging (logging) period, calibration factor, and tag number;
(j) Alarm Averaging Time (user selectable): real-time (1-60 seconds) or STEL (15 minutes), alarms required;
(k) Operating Time: 48 hours (fully charged NiCd battery); continuously with charger;
(l) Operating Temperature: -10 to 50$_o$ C (14 to 122$_o$ F); and
(m) Particulate levels will be monitored upwind and immediately downwind at the working site and integrated over a period not to exceed 15 minutes.

4. In order to ensure the validity of the fugitive dust measurements performed, there must be appropriate Quality Assurance/Quality Control (QA/QC). It is the responsibility of the remedial party to adequately supplement QA/QC Plans to include the following critical features: periodic instrument calibration, operator training, daily instrument performance (span) checks, and a record-keeping plan.

5. The action level will be established at 150 ug/m3 (15 minutes average). While conservative, this short-term interval will provide a real-time assessment of on-site air quality to assure both health and safety. If particulate levels are detected in excess of 150 ug/m3, the upwind background level must be confirmed immediately. If the working site particulate measurement is greater than 100 ug/m3 above the background level, additional dust suppression techniques must be implemented to reduce the generation of fugitive dust and corrective action taken to protect site personnel and reduce the potential for contaminant migration. Corrective measures may include increasing the level of personal protection for on-site personnel and implementing additional dust suppression techniques (see paragraph 7). Should the action level of 150 ug/m3 continue to be exceeded work must stop and DER must be notified as provided in the site design or remedial work plan. The notification shall include a description of the control measures implemented to prevent further exceedances.

6. It must be recognized that the generation of dust from waste or contaminated soil that migrates off-site, has the potential for transporting contaminants off-site. There may be situations when dust is being generated and leaving the site and the monitoring equipment does not measure PM-10 at or above the action level. Since this situation has the potential to allow for the migration of contaminants off-site, it is unacceptable. While it is not practical to quantify total suspended particulates on a real-time basis, it is appropriate to rely on visual observation. If dust is observed leaving the working site, additional dust suppression techniques must be employed.

7. The following techniques have been shown to be effective for the controlling of the generation and migration of dust during construction activities:

(a) Applying water on haul roads;
(b) Wetting equipment and excavation faces;
(c) Spraying water on buckets during excavation and dumping;
(d) Hauling materials in properly tarped or watertight containers;
(e) Restricting vehicle speeds to 10 mph;
(f) Covering excavated areas and material after excavation activity ceases; and
(g) Reducing the excavation size and/or number of excavations.

Experience has shown that the chance of exceeding the 150ug/m3 action level is remote when the above-mentioned techniques are used. When techniques involving water application are used, care must be taken not to use excess water, which can result in unacceptably wet conditions. Using atomizing sprays will

prevent overly wet conditions, conserve water, and provide an effective means of suppressing the fugitive dust.

8. The evaluation of weather conditions is necessary for proper fugitive dust control. When extreme wind conditions make dust control ineffective, as a last resort remedial actions may need to be suspended. There may be situations that require fugitive dust suppression and particulate monitoring requirements with action levels more stringent than those provided above. Under some circumstances, the contaminant concentration and/or toxicity may require additional monitoring to protect site personnel and the public. Additional integrated sampling and chemical analysis of the dust may also be in order. This must be evaluated when a health and safety plan is developed and when appropriate suppression and monitoring requirements are established for protection of health and the environment.

Field activities will be reported daily including: date/weather, description/photos of work, Community Air Monitoring station data, and a figure indicating work location. Additionally, exceedances should be reported to the State promptly and highlighted on the daily reports.

APPENDIX C

QUALITY ASSURANCE PROJECT PLAN

Brownfield Cleanup Program

Quality Assurance Project Plan

Hope On Main Site – Phase 1

Site No. C915393

954 and 1000 Main Street

City of Buffalo, Erie County, New York

Prepared for:

SAB Hope, LLC

100 South Elmwood Avenue, Suite 100

Buffalo, New York 14202

January 2024

Table of Contents

1 Introduction

C&S' Quality Control (QC) Program is a vital part of its approach to remedial investigations. Through our thorough QC program, our firm is able to provide accurate and dependable data. QC also provides safe working conditions for field staff.

The QC program contains procedures, which provide for collected data to be properly evaluated, and which document that quality control procedures have been followed in the collection of samples. The QC program represents the methodology and measurement procedures used in collecting quality field data. This methodology includes the proper use of equipment, documentation of sample collection, and sample handling practices.

Procedures used in the firm's QC program are consistent with federal, state, and local regulations, as well as, appropriate professional and technical standards.

This QC program has been organized into the following areas:

- QC Objectives
- Field Sampling Techniques
    - Procedures
    - Preparation
    - Measurement
    - Decontamination
- Sample Management

2 Quality Control Objectives

2.1 Data Quality Objectives

Data Quality Objectives (DQOs) are statements which describe the desired quality of data necessary to meet the objectives of the sampling program. The DQOs for the site sampling program were formulated during the scoping effort and developed as part of this Plan. The general steps followed in preparation of the DQOs were as follows:

- *Identification of the media to be sampled* - Identifies the media being investigated (e.g., ground water, surface soil).

- *Identification of the data uses* - Identifies the intended use of the data according to the following:
  - Site Characterization - Data are used to determine the composition, nature, and extent of contamination.
  - Risk Assessment - Data are used to evaluate the actual or potential risks posed by contaminants determined to be present on-site. Particular attention is given to sampling at locations where human exposure is possible.
  - Health and Safety Plan (HASP) - Data are used to establish the level of protection needed for on-site workers during site characterization activities.
  - Monitoring - Data are used during the monitoring of the remedial action to access the effectiveness of such action.
  - PRP Enforcement - Data are used to help establish potentially responsible parties (PRP's).
  - Evaluation of Alternatives - Data are used to evaluate various proposed remedial technologies and assist in proper design of alternatives.

- *Identification of the data types* - Identifies what types of analyses are to be performed.

- *Sample Collected* - Describes the sample types to be collected.
  - Environmental - Refers to a specific media sampled such as water, soil, air, or biological.
  - Source - Refers to sampling an actual contamination source.
  - Grab - A discrete sample representative of a specific location.
  - Composite - A sample that represents a mixture of a number of grab samples that represents the average properties over the extent of areas sampled.
  - Biased -Sampling that focuses on a specific area of expected contamination or uncontaminated area (background).

- *Identification of the data quality needs* - Identifies the analytical options available to support data collection activities and are identified as follows:
  - Level I: *Field Screening* - portable type instruments which provide real-time data.
  - Level II: *Field Analysis* - portable analytical instruments in an on-site lab or transported to the site.

- Level III: *Standard Analytical Protocols* - standard analytical protocols or without the NYSDEC Analytical Services Protocol (ASP) (2000) deliverables/reportables documentation.
- Level IV: *NYSDEC ASP Reportables/Deliverables* - rigorous QA / QC protocols and reportables/deliverables documentation; NYSDEC ASP (2000) Category B deliverables.
- Level V: *Non-Standard* - methods which have been modified to meet specific site study or remediation needs or by use of some other specialized analytical methods that cannot be obtained through standard or typical avenues of analytical support.

► *Identification of Data Quality Factors* - Describes factors which influence the quality or quantity of data to be collected. Primary contaminants and associated levels of concern are identified concerning ARARs or potential risks. The required detection limit are also given or referenced.

► *Identification of QA / QC Samples* - Specifies additional samples to be collected to support Quality Assurance / Quality Control (QA / QC) procedures. Additional samples to be collected could include:

- *Matrix Spike/Matrix Spike Duplicates* - Matrix spike and matrix spike duplicate samples are collected as a duplicate sample to which the analytical laboratory will add known amounts of target analytes. These QA / QC samples are intended to assess the extraction procedure used by the laboratory.
- *Blind Duplicates* – Blind duplicates are a duplicate of another sample submitted for analysis. The location of the sample is recorded in the field book and not disclosed on the chain of custody. These QA / QC samples are intended to assess the repeatability of analysis by the laboratory.
- *Field Blanks* - Field (equipment) blanks are samples which are obtained by running analyte-free water through the sample collection equipment in a way that is identical to the sample collection procedures. Field blanks may be used during QA / QC procedures to evaluate if sampling equipment has contributed contaminants to the samples.
- *Trip Blanks* - Trip blanks are samples which are prepared prior to the sampling event in the same type of sample container and are kept with the collected samples throughout the sampling event unit analysis. Trip blank vials are not opened in the field and are analyzed for volatile organics only.

2.2 Sampling Procedures

All sampling objectives, locations, and procedures have been included as the Remedial Investigation Work Plan (RIWP) and are further described in Section 3. Items including Field Measurement Techniques, General Field Decontamination, and Sample Management have also been included in Sections 3 and 4.

2.3 Laboratory Certification and Coordination

The Environmental Laboratory Approval Program (ELAP) certification is an accreditation issued by the New York State Department of Health (NYSDOH). Such laboratories have demonstrated that they consistently ensure the accuracy and reliability of samples analyzed. All chemical analyses for samples from the site will be completed by an ELAP laboratory capable of performing project specific analyses as indicated in this QA / QC plan. The project QA / QC Officer will also be responsible for all project related laboratory coordination.

Supporting documentation related to per- and polyfluoroalkyl substances (PFAS) analysis, such as standard operating procedures (SOPs), analyte lists, and method detection limits (MDLs) are provided in **Attachment A**.

2.4 Analytical Methodologies

Sampling and analysis will be performed for the Target Compound List (TCL) parameters including volatiles. The specific analyses will be conducted according to the following NYSDEC ASP 2000 methodologies:

Parameter Group	Analysis Method
Volatiles	8260C or TO-15 for air
Semivolatiles	8270D
PCBs	8082A
Pesticides	8081B
Herbicides	8151A
Metals / Inorganics	6010D, 7471B, 9010C/9012B, 7196A
PFOA/PFOS	LC-MS/MS using 537.1 methodologies

Samples will be analyzed by Alpha Analytical in Westborough, MA, and the data will be presented in Category B reportables / deliverables format.

2.5 Analytical Quality Control

Analytical quality control for this Project will be consistent with the methodology and quality assurance/quality control requirements in the NYSDEC ASP 2000.

The tables on the following page detail sample volumes, containers, preservation, and holding time for typical analytes.

2.6 Data Usability Summary Report

A Data Usability Summary Report (DUSR) will be prepared by Environmental Data Usability in Dansville, NY consistent with NYSDECs Guidance for the Development of Quality Assurance Plans and Data Usability Summary Reports as given in DER-10. The main objective of the DUSR is to determine whether the data presented meets the project specific

needs for data quality and data use.

Table 2.5a
Water Samples

Type of Analysis	Type and Size of Container	Number of Containers and Sample Volume (per sample)	Preservation	Holding Time Until Extraction/ Analysis
VOCs	40-ml glass vial with Teflon-backed septum	Two (2); fill completely, no headspace	Cool to 4° C (ice in cooler), Hydrochloric acid to pH <2	14 days
Semi-volatile Organic Compounds (SVOCs)	1,000 or 200-ml amber glass jar	One (1); fill completely	Cool to 4° C (ice in cooler)	7/40 days
Pesticides	1,000-ml amber glass jar	One (1); fill completely	Cool to 4° C (ice in cooler)	7/40 days
Polychlorinated biphenyls (PCBs)	1,000-ml amber glass jar	One (1); fill completely	Cool to 4° C (ice in cooler)	7/40 days
Metals	250-ml HDPE	One (1); fill completely	Cool to 4° C (ice in cooler) Nitric acid to pH <2	180 days (28 for mercury)
Cyanide	1,000-mL HDPE		Cool to 4° C (ice in cooler) Nitric acid to pH <2	14 days

Note:
All sample bottles will be prepared in accordance with USEPA bottle washing procedures.
Consult with laboratory as bottleware may vary by laboratory.
Holding time begins at the time of sample collection.

Table 2.5b
Soil Samples

Type of Analysis	Type and Size of Container	Number of Containers and Sample Volume (per sample)	Preservation	Holding Time Until Extraction/ Analysis
VOCs	4-oz, glass jar with Teflon-lined cap	One (1), fill as completely as possible	Cool to 4° C (ice in cooler)	14 days
VOCs via EPA 5035	40 mL vials with sodium bisulfate, methanol, and/or DI water	Three (3), 5 grams each	Cool to 4° C (ice in cooler)	2 days
SVOCs	4-oz, glass jar with Teflon-lined cap	One (1), fill as completely as possible	Cool to 4° C (ice in cooler)	7/40 days
PCBs	4-oz, glass jar with Teflon-lined cap	One (1), fill as completely as possible	Cool to 4° C (ice in cooler)	7/40 days
Pesticides	4-oz, glass jar with Teflon-lined cap	One (1), fill as completely as possible	Cool to 4° C (ice in cooler)	14/40 days
Metals	4-oz. glass jar with Teflon-lined cap	One (1), fill as completely as possible	Cool to 4° C (ice in cooler)	180 days (28 for mercury)
Cyanide	4-oz, glass jar with Teflon-lined cap	One (1), fill as completely as possible	Cool to 4° C (ice in cooler)	14 days

Applicable information for PFAS samples is as follows:

Note:
All sample bottles will be prepared in accordance with USEPA bottle washing procedures.
Consult with laboratory as bottleware may vary by laboratory.
Holding time begins at the time of sample collection.

Table 2.5c
PFAS Samples

Matrix	Type and Size of Container	Number of Containers and Sample Volume (per sample)	Preservation	Holding Time Until Extraction / Analysis
Water	2 – 250 ml polypropylene	Two (2) fill as completely as possible	Cool to 4°C (ice in cooler) 1.25 grams Trizma	14 days to extraction 28 days after extraction
Soil	1 – 250 ml HDPE or polypropylene	One (1) fill as completely as possible	Cool to 4°C (ice in cooler)	28 days

3 Field Sampling Plan

3.1 Sampling Procedures

The following sections provide procedures for collecting a variety of samples, not all of which will be needed at this site.

3.1.1 Preparation for Sampling

The sample collection technique is of prime importance to assure the integrity of the collected sample. The following techniques include provisions so that:

- A representative sample is obtained;
- Contamination of the sample is minimized;
- The sample is properly preserved; and
- An acceptable Chain-of-Custody record is maintained.

The QA / QC Sampling Component of the Plan includes:

- Incorporation of accepted sampling techniques referenced in the sampling plan;
- Procedures for documenting any field actions contrary to the QA / QC Plan;
- Documentation of all preliminary activities such as equipment check-out, calibrations, and container storage and preparation;
- Documentation of field measurement quality control data (quality control procedures for such measurements shall be equivalent to corresponding QC procedures);
- Documentation of field activities;
- Documentation of post-field activities including sample shipment and receipt, field team debriefing, and equipment check-in;
- Generation of quality control samples including duplicate samples, field blanks, equipment blanks, and trip blanks;
- The use of these samples in the context of data evaluation with details of the methods employed (including statistical methods) and of the criteria upon which the information generated will be judged; and
- The number of QA / QC samples generally required are shown in the following table. When there is a disagreement with QA / QC sample numbers and types, between this document and a Work Plan, the Work Plan shall prevail.

Table 3-1
QA / QC Samples

Sample Type	Analysis	Number	Note
MS / MSD	Full Suite	Every sample batch, or minimum of 5% (1 per 20)	Two additional samples at a given location
Trip Blank	VOC	One per day or 5% (1 per 20), whichever is more frequent	Vials of clean water provided by laboratory. Packed with collected samples.
Field Blank	PFAS	One per day or 5% (1 per 20), or whichever is more frequent	Clean water passed through / over decontaminated sample collection equipment / tubing
Blind Duplicate	Same as field sample	Every sample batch, or minimum of 5% (1 per 20)	An additional sample at a given location

The personnel responsible for collection of groundwater, soil, air, miscellaneous media, and petroleum spill remediation / verification samples will be familiar with standard sampling procedures and follow the appropriate protocol. Field records will be maintained in bound notebooks with numbered pages to document daily instrument calibration, locations sampled, field observations, and weather conditions. Each page will be dated and signed by the sampler. Each notebook will be numbered and a log of notebooks will be maintained by the project manager.

Prior to sampling, all equipment must be procured and accommodations for sample container delivery, and sample shipment must be made. The following is a list of general equipment that would be on hand for sampling events. Special equipment for each sampling event is presented in the section describing that specific sampling event.

<u>General Field Sampling Equipment</u>

- Field Data Sheets
- Chain-of-Custody forms
- Engineers tape and folding ruler with 0.01 foot intervals
- Field Record Sheets
- Latex gloves
- Face-safety shield
- Tyvek coveralls
- Respirators
- Photoionization detector
- Bio-degradable phosphate free detergent
- Coolers and ice (no blue ice)
- Drums
- Sample bottles
- Aluminum foil
- Duct and filament tape
- Tap water
- Distilled water
- Laboratory grade methanol and hexane
- Wash buckets
- Decontamination towels / cloths
- Large disposal containers
- Large plastic sheets

3.2 Sample Collection Techniques

3.2.1 Surface Soil Sampling

Surface soil samples will be collected at the locations and depths indicated in the Work Plan. When sampling is conducted in areas where a vegetative turf has been established, a pre-cleaned trowel or shovel will be used to remove the turf so that it may be replaced at the conclusion of sampling. Samples will then be collected using a pre-cleaned, stainless steel spoon. When the sample is obtained, it will be deposited into a pre-cleaned stainless steel bowl or plastic pail for mixing prior to filling the sample containers. The soil will be mixed thoroughly until the material is homogenized. At that point, the soil will be placed into the laboratory provided containers.

Once removed from the ground the soil will immediately be observed for soil characteristics, including general soil type (sand, silt, clay), moisture, and evidence of impairment ((e.g. petroleum or chemical odors, staining, volatile organic vapors as measured by a photoionization detector (PID)). The PID will be calibrated daily (and more often as required by the manufacturer's data) prior to use in the field, using calibration test gases.

When PFAS sampling / testing is required, no sampling equipment components or sample containers should come into contact with aluminum foil, LDPE, glass, or Teflon tape. Acceptable equipment includes stainless steel spoons and bowl, HDPE containers, and steel shovels or augers that are not coated.

3.2.2 Subsurface Soil Sampling – Direct Push Drilling

3.2.2.1 Boring Advancement

Generally, soil borings will be advanced with a Geoprobe direct push sampling system. The use of direct push technology allows for rapid sampling, observation, and characterization of relatively shallow overburden soils. The Geoprobe utilizes a four to five-foot macrocore sampler, with disposable polyethylene sleeves. Soil cores will be retrieved in four or five-foot sections, and can be easily cut from the polyethylene sleeves for observation and sampling. The macrocore sampler will be decontaminated between boring locations using an alconox and water solution.

Prior to initiating drilling activities, the Macrocores, drive rods, and pertinent equipment, will be steam cleaned or washed with an alconox and water solution. This cleaning procedure will also be used between each boring. Throughout and after the cleaning processes, direct contact between the equipment and the ground surface will be avoided. Plastic sheeting and/or clean support structures (e.g., pallets, sawhorses) will be used.

Test borings will be advanced with 2-inch (or larger) inside diameter (ID) direct push Macrocore through overburden soils. Drilling fluids, other than potable water will not be allowed without special consideration and agreement from NYSDEC. The use of lubricants is also not allowed unless approved by the NYSDEC representative.

3.2.3 Subsurface Soil Sampling – Hollow Stem Auger

The drilling and installation of monitoring wells will be performed using a rotary drill rig which will have sufficient capacity to perform 4 1/4-inch ID hollow-stem auger drilling in the overburden, retrieve Macrocore or split-spoon samples. Equipment sizes and diameters may vary based on project-specific criteria. Any investigative derived waste generated during the advancement of soil borings and monitoring well installations will be containerized and characterized for proper disposal.

Prior to initiating drilling activities, the augers, rods, Macrocore, split spoons, and other pertinent equipment will be steam cleaned or washed with an alconox and water solution. This cleaning procedure will also be used between each boring. Steam cleaning activities will be performed in a designated on-site decontamination area. During and after the cleaning processes, direct contact between the equipment and the ground surface will be avoided. Plastic sheeting and/or clean support structures (e.g., pallets, sawhorses) will be used.

Test borings will be advanced with 4 1/4-inch ID hollow stem augers through overburden, driven by truck-, track-, or trailer-mounted drilling equipment. Alternative methods of drilling or equipment may be allowed or requested for project specific criteria, but must be approved by the NYSDEC. Drilling fluids, other than water from a NYSDEC-approved source, will not be allowed without special consideration and agreement from NYSDEC. The use of lubricants is also not allowed unless approved by the NYSDEC representative.

Hollow stem auger advanced groundwater-monitoring wells typically utilize minimum 2-inch threaded flush joint PVC pipe with 0.010-in. slotted screen or pre-packed well screens. PVC piping used for risers and screens will conform to the requirements of ASTM-D 1785 Schedule 40 pipe. All materials used to construct the wells will be NSF / ASTM approved. Solvent PVC glue shall not be used at any time in the construction of the wells. The bottom of the screen shall be sealed with a treated wood cap or plastic plug. No lead shot or lead wool is to be employed in sealing the bottom of the well or for sealant at any point in the well.

3.2.3.1 Subsurface Soil Sample Screening and Collection

When polyethylene sleeves or split spoons are removed from borings, the soil will immediately be observed for soil characteristics, including general soil type (sand, silt, clay), moisture, confining layers, and evidence of impairment (e.g. petroleum or chemical odors, staining, volatile organic vapors as measured by a PID – ex-situ and headspace). Generally, sample selection is based on evidence of impairment, depth, spatial distribution, or for delineation purposes. Normally, sample locations will not be known until the end of each day in the field. Therefore, samples for potential analysis will be placed in new Ziploc bags and placed on ice until they are placed into laboratory provided glassware.

When PFAS sampling / testing is required, no sampling equipment components or sample containers should come into contact with aluminum foil, LDPE, glass, or Teflon tape. Acceptable equipment includes stainless steel spoons and bowl, HDPE containers, and steel tools that are not coated.

3.2.4 Groundwater Monitoring Well Construction / Completion

Artificial Sand Pack
When utilized, granular backfill will be chemically and texturally clean, inert, siliceous, and of appropriate grain size for the screen slot size and the host environment. The sand pack will be installed using a tremie pipe, when possible (i.e., a tremie pipe may not fit into smaller, 2-inch diameter boreholes). When utilized, the well screen and casing will be installed, and the sand pack placed around the screen and casing to a depth extending at least 2 feet above the top of the screen. A pre-packed well screen may be used if pre-approved by the NYSDEC.

Bentonite Seal
A minimum 2-foot thick seal will be placed directly on top of the sand pack, and care will be taken to avoid bridging. In the event that Site geology does not allow for a 2-foot seal (e.g., only 1-foot of space remains between the top of the sand pack and ground surface), the remaining space in the annulus will be filled with bentonite.

Grout Mixture
Upon completion of the bentonite seal, the well may be grouted with a 30% solids pure bentonite grout, a non-shrinking cement grout, a cement / bentonite grout mix, or a bentonite / soil mix as indicated in the Work Plan. The grout will be placed from the top of the bentonite seal to the ground surface.

Surface Protection
At all times during the progress of the work, precautions shall be used to prevent tampering with or the entrance of foreign material into the well. Upon completion of the well, a suitable cap shall be installed to prevent material from entering the well. Where permanent wells are to be installed, the well riser shall be protected by a flush mounted road box set into a concrete pad or locking well cap for stick-up wells. A concrete pad, sloped away from the well, shall be constructed around the flush mount road box or stick-up casing at ground level.

Any well that is to be temporarily removed from service or left incomplete due to delay in construction shall be capped with a watertight cap.

Surveying
Coordinates and elevations will be established for each monitoring well and sampling location. Elevations to the closest 0.01 foot shall be used for the survey. These elevations shall be referenced to a regional, local, or project-specific datum. The location, identification, coordinates, and elevations of the wells will be plotted on maps with a scale large enough to show their location with reference to other structures at each site.

Well Development
After completion of the well, but not sooner than 48 hours after grouting is completed, development will be accomplished using pumping, bailing, and / or surge blocking. No dispersing agents, acids, disinfectants, or other additives will be used during development

or introduced into the well at any other time. During development, water will be removed throughout the entire water column by periodically lowering and raising the pump intake (or bailer stopping point).

Water elevations will be taken on all wells prior to development, purging, and sampling. All measurements will be taken within a 24-hour period to obtain consistent elevations and recorded on well data sheets. The procedure for measuring water levels in the monitoring wells is:

- Unlock and remove well cap;
- Test the atmosphere of the well with the calibrated PID. If the gases from the well have caused the air in the breathing zone to read greater than 5 ppm, stop work and refer to the HASP
- Measure water level to nearest 0.01 foot with a water level indicator (electronic).
- Water level indicators will be decontaminated before moving to next well. The tape and cable are decontaminated by washing in a bucket of distilled water-biodegradable phosphate free-detergent solution, followed by a rinse with distilled water.

Development water will either be properly contained and treated as waste until the results of chemical analysis of samples are obtained or discharged on Site as determined by the Site-specific work plans and/or consultation with the NYSDEC representatives on Site.

The development process will continue until removal of a minimum of 110% of the water lost during drilling, three well volumes; whichever is greater (or as specified in the Work Plan), and when water quality monitoring demonstrates stabilization of the effluent. The water quality meter will be calibrated prior to each sampling event (and more often as required by the manufacturer's data), using calibration fluids. Stabilization criteria is shown in the table below. In the event that limited recharge does not allow for the recovery of all drilling water lost in the well or three well volumes, the well will be allowed to stabilize to conditions deemed representative of groundwater conditions. Stabilization periods will vary by project but will be confirmed with the NYSDEC prior to sampling.

Table 3-2
Well Development Stabilization Criteria

Parameter	Stabilization Criteria
pH	Difference of ±0.2
specific electric conductance	Difference of ± 3%
temperature	Difference of ± 0.5 °C
turbidity	±10% (when turbidity is greater than 10 NTUs)
oxidation -reduction potential (ORP)	± 20 millivolts
dissolved oxygen (DO)	10% or ±0.2 mg/L, whichever is greater

Groundwater samples will be collected using a dedicated low flow pump. When analysis is limited to VOCs, samples may be collected with disposable or stainless steel bailers. When

PFAS sampling / testing is required, only the following equipment will be permitted:

- Stainless steel inertia pump with HDPE tubing
- Peristaltic pump with HDPE and silicone tubing
- Stainless steel bailer with stainless steel ball
- Bladder pump (identified as PFAS-free) with HDPE tubing

All sampling equipment will be properly decontaminated in the field (see Section 3.4). The following equipment will be available for sampling of monitoring wells in addition to the general sampling equipment list:

- Well Data Sheets
- Pump
- Electronic water level indicator
- Water Quality Meter
- Acid resistant gloves

The following activities will be completed before going into the field every day before the start of sampling:

1. Fill out appropriate section on Well Data Sheet for the wells to be sampled;
2. Obtain the sampling schedule for each well to be sampled;
3. Calibrate the PID with the calibration gas;
4. Determine the amount of sampling to be done for the day and prepare the necessary number of coolers;
5. Each well to be sampled will have designated coolers containing the pre-labeled, certified clean, sample bottles. The groundwater samples will be placed in the cooler labeled for the well from which they were taken. The bottle shall be labeled with large distinguishable letters, so that the groundwater samples will be placed in the proper cooler; and
6. Select the appropriate sample bottles for the day's sampling. The bottles shall be pre-marked with a sample parameter and preservatives. Reusable glass bottles will have been cleaned and prepared at the laboratory. The bottles for the various parameters to be analyzed from each well location will then be placed in a cooler.

The following steps describe the sample collection of groundwater:

1. Unlock and remove the well cap;
2. When VOCs are a contaminant of concern, test the air at the wellhead with the calibrated PID. If the gases from the well have caused the air in the breathing zone to read greater than 5 ppm, stop work and refer to the HASP. Record the reading on the Well Data Sheet;
3. In order to obtain a representative sample of the formation water, the well must be purged of the static water within the well. Prior to purging, the static water level within the well must be measured and the measurement recorded on the Well Data Sheet. To determine the amount of water necessary to purge, find the liquid column height in the well to determine the total volume (three liquid column borehole

volumes) of liquid to be purged;

4. Purge the well; lower pump slowly into the well until it is below the water surface. In accordance with the Work Plan, purge waters will either be disposed within the vicinity of the respective well or containerized.
5. Record the amount of water purged in the field logbook and on the Well Data Sheet.
6. If the well goes dry during pumping, allow for full recovery (measure the water level) and then sample. If recovery takes more than twenty minutes, proceed to next well but return to sample within 24 hours.
7. Fill the appropriate sample bottles according to the sampling schedule for each well. While filling the sample bottles, record the well number, type, volume of container, and the preservatives used on the Ground Water Sampling Analyses form.
8. The preservatives for the various sampling parameters were previously added to the clean sample bottles by the laboratory. Some parameters may require additional special handling.
9. Volatile organics analyses sample vials must be free of air bubbles. When a bubble-free sample has been obtained, it must be immediately chilled.
10. Collect the matrix spike duplicates, duplicates, field blanks, and trip blanks, as applicable. Take samples according to sampling schedule presented in the Work Plan.
11. Record all pertinent information in field logbook and on the Well Data Sheet (include color, odor, sediment content of sample, etc.). Any situations at the site that have the potential to interfere with the analytical results should also be recorded here.
12. Lock well, inspect well site, and note any maintenance required.
13. Dispose of potentially contaminated materials in designated container.

3.2.5 Air Sample Collection

Indoor Air Sampling

Indoor air samples will be collected using a SummaTM canister (1-Liter capacity) equipped with a critical orifice flow regulation device sized to allow an air sample to be collected over a 24-hour sampling period. Care is taken to deploy the canisters away from the direct influence of any forced air emanating from air conditioning units, central air conditioning vents, furnaces or heaters. The indoor air sampling procedure is as follows:

- Building spaces are examined to determine a location for deploying the sample. The canister is deployed in areas not subject to disturbances and which will not interfere with the occupant's normal activities.
- Building occupants are requested to keep out of the sampling area during the sampling event.
- Air sample canisters are labeled with a unique sample designation number. The sample number and location is recorded in the field log book.
- The canister vacuum is measured using an integrated vacuum gauge immediately prior to canister deployment, and recorded in the field log book. The critical orifice flow controller is installed, as supplied by the laboratory, on the canister, the

canister is opened fully at the beginning of sample collection period, and the start time is recorded.

- The canister valve is closed fully at the end of the sample period by disconnecting the regulator from the canister (after 24-hours) and the end time recorded. Any evidence of canister disturbance during the sample collection will be recorded.
- The canister vacuum is measured and recorded immediately after canister retrieval at the end of the sample period. Once the vacuum is measured, the canisters are returned to their sampling boxes for safe storage and shipping. Field data is verified as correctly entered into field books prior to shipment; and canisters are shipped to the laboratory under a chain-of-custody.

Sub-Slab Soil Gas Sampling

Sub-slab sampling points are installed to collect soil gas immediately below the slab. Sub-slab gas samples are collected using a 1-Liter Summa™ canister fitted with a flow orifice pre-calibrated to collect a 1-Liter sample over a 24-hour period. Once the 24-hour sampling period has been completed, the canister is boxed and shipped to the laboratory for analysis. A brief summary of the sampling protocol is provided below. The sub-slab vapor points are installed by first advancing a small diameter hole (approximately 3/8-inches in diameter) through the floor slab to determine thickness. The holes are drilled via a hammer drill or concrete core. The hole extends through the slab and terminates at the interface with underlying material (i.e. gravel base or soil). A sample point consisting of a length of tubing is placed into the boring. The cored slab annulus is filled with clay placed around the sub-slab vapor point. The bottom of the sub-slab vapor point extends to the bottom of slab. Prior to sub-slab soil gas sample collection, the monitoring point and above grade tubing is purged at a rate not exceeding 200 ml/min. The total volume purged prior to sample collection equals three volumes of air in the open space of tubing and the sample point. At the end of the sampling event, a pressure gauge reading is recorded. The 1-Liter canister with a calibrated 24-hour orifice is connected to the tubing. The following summarizes the above:

- The sub-slab sampling point construction is temporary, with the sampling points securely mounted through the concrete slab and grouted in place using pottery clay.
- Prior to sub-slab soil gas sample collection, the monitoring point and above grade tubing is purged at a rate not exceeding 200 ml/min.
- Samples are collected over a 24-hour period at a flow rate not greater than 200 mL/min.
- Helium is used as a field tracer during sampling. The Helium is introduced into a dome next to the above grade sampling train and Summa™ canister. The helium is read using a helium meter that is capable to read down to 1-2%.
- Field documentation is maintained in a field notebook and on field data forms.

Ambient Air Sampling

Ambient air samples are collected in the same manner as the indoor air samples

3.3 General Decontamination

The following procedures will be performed for the decontamination of exploration equipment, sampling equipment, and personnel after each drilling/sampling event:

Drill rig, backhoe, and excavator - The drill rig, direct-push rig, backhoe, and/or excavator will be cleaned prior to their entrance and exit of the site. Greases and oils will not be used on any down hole equipment during drilling or exploration activities.

Exploration equipment - To avoid cross contamination, use of a PID meter and cleaning between each sampling site will be employed on backhoe arms, buckets, hollow stem augers, casing drill rods, down-hole tools, and appurtenant equipment.

Split spoon sampler - The split spoon sampler will be scrubbed, cleaned, and put through a series of rinses between each sampling event. A number of split spoon samplers will be used so that one can be utilized for sampling while the others are being cleaned.

Reusable equipment - The following steps will be employed to decontaminate reusable equipment:

- Rinse equipment of soil or foreign material with potable water;
- Immerse and scrub equipment with bio-degradable phosphate-free detergent and potable water;
- Immerse and scrub in a potable water rinse without detergent;
- Immerse and scrub in deionized/distilled water;
- Saturate by spraying or immersion in laboratory-grade hexane;
- Air dry and wrap cleaned equipment in foil to carry to next monitoring site to prevent contamination of equipment during transfer; and
- The decontamination wash and rinse water will not be considered hazardous unless visual inspection or monitoring by the PID and other equipment indicate that contaminants may be present. The rinse waters can be discharged on-site if they are not contaminated. If contaminants are expected to be present, the rinsate waters should be placed in 55 gallon drums and stored on-site.

Disposable equipment - The following steps will be employed to decontaminate disposable equipment:

- Rinse with potable water;
- Remove all standing liquid from the piece of equipment;
- Dispose of the equipment in a dedicated container for contaminated solids; and
- Dispose of rinse water in 55 gallon drums if contaminants are found to be present.

Sample containers - upon filling and capping sample bottles, the outside of the bottle will be wiped off with a clean paper towel. These towels will be disposed of in a dedicated container for contaminated solids.

Personnel decontamination - The following procedures will be used to decontaminate sampling personnel.

- After each sampling event chemical resistant gloves will be disposed of in a dedicated container for contaminated solids;
- At the end of each sampling day, Tyvek™ coveralls will be disposed of in a dedicated container for contaminated solids;
- Boots will be rinsed off with water to remove mud, clay, or any other contaminants; and
- Personnel will be required to follow procedures outlined in the HASP.

Special Considerations When Sampling for PFAS

- Clothing that contains PTFE material, including Gore-Tex or that have been water-proofed with PFAS materials should be avoided. All clothing worn by sampling personnel should first be laundered multiple times. Acceptable rain gear includes PVC, polyurethane, or rubber. If such materials are required because site conditions warrant additional protection for samplers, their use will be documented in the field notes.
- Decontamination water shall be verified in advance to be PFAS-free through laboratory analysis or certification. Previous results of non-detect for PFAS are acceptable.

4 Sample Management Plan

4.1 Sample Management

This Sample Management Plan provides procedures to document and track samples and results obtained during this work effort. A series of pre-printed forms with the appropriate information serves as a vehicle for documentation and tracking.

In order to accomplish this task, the documentation materials will include sample labels, sample characterization and Chain-of-Custody sheets, daily field reports, and a sample log.

Sample Label - A sample label will be completed for each sample obtained and will be affixed to the sample container. The label is configured in a way to address various types of mediums. Information on the label includes, at a minimum, client name, location, sample description, sample number, date, time, grab sample, composite sample, notes, and sampler's name.

Sample Characterization & Chain-of-Custody Sheet - All pertinent field information will be entered onto the sample characterization and chain-of-custody sheets including client name, sample ID, sample description, location of sample, sampling method, number of containers, container type, analysis required, and preservation. The monitoring well form has space allotted for entering information regarding the well including depth to water, well volume, sample pH, temperature, color, etc. The Chain-of-Custody section of the form will document the sample's pathway of sample shipment which will include names of persons delivering/receiving, dates, and times. The reverse side of this form will be used by the laboratory to document analysis performed on the sample. Copies of the completed forms will be retained by the Engineer and the analytical laboratory. The original sample characterization and Chain-of-Custody sheets will be submitted in the Remedial Investigation report along with the laboratory results.

Daily Field Reports - Daily activities will be recorded on the Inspection Report form. The purpose of this form will be to summarize the work performed on the site each day. The completed forms will be submitted to the Project Manager on a daily basis for short term site activity and on a weekly basis for site activities of a longer duration.

Sample Log - The sample log will be utilized to track each individual sample obtained at the site. The upper portion, "Field Identification" will be completed the day the sample is taken. The form will accompany the sample characterization and Chain-of-Custody form to the laboratory. Personnel at the laboratory will complete the middle section of this form and return it to the Engineer, who will use the document to track incoming results. The bottom of the sheet has space allocated to enter "Recommended Actions" based on laboratory results.

4.2 Sample Handling

Each collected sample will be dispensed into the appropriate sample containers for the

type of analysis to be performed. Sampling staff will wear nitrile gloves at all times when handling samples. Appropriate sample preservatives will be added to the sample containers by the contracted analytical laboratory prior to the delivery into the field, except in cases where the sample preservative must be added after sample collection. All samples that require cool storage will be immediately placed in coolers with appropriate packaging materials so as to protect the breakage of sample containers during shipment. The sample coolers will be filled with cubed ice (no "Blue Ice") prior to leaving the sample collection location. In the instance that a local analytical laboratory is contracted, the samples will be hand delivered to the laboratory each sampling day. The chain-of-custody forms will be signed by the laboratory personnel picking up the samples and placed within the coolers. In the instance that an analytical laboratory is contracted which is not based locally and a common carrier is used for sample shipment, the chain-of-custody forms will be signed by the sampler and the carrier personnel and placed inside of the coolers. Careful packaging techniques will be used to prevent sample containers from breakage during shipment. Materials such as cardboard, foam wrap, or Styrofoam may be used as packaging materials. All samples will be delivered to the contracted analytical laboratory on the day they were collected and will be received by the laboratory within 24 hours of sample collection. The samples will be collected with sufficient time allowed at the end of the day for the analytical laboratory to properly process the sample chain-of-custody form.