PRR APPENDIX B

Progress Summary Reports on SSDS Operations

HALEY ALDRICH

Table I - Consolidated
SSD System - Summary of Blower System & Suction Pit Operating Data: 23 April 2019- 22 April 2024
GMCH Lockport NY Facility - BCP Site #932138
Buildings 7, 7A, 8
Project No.: 0127784-102

Bldg Location - Fan/Pit Tag	Suction Pit Location (Col No.)	Fan Location	Data Collection Date/ Approximate Time	Suction Pit		Vacuum Blower					Vapor Flow Rate (CFM) (see note 1)	Blower Outlet Vapor Phase PID Reading (ppm)	Run Hrs Between Last Readings	% Uptime Between Last Hr Meter Reading (see note 2)	Comments
				Vacuum ("W.C.)	Temp (°F)	Filter Inlet Vacuum ("W.C.)	Blower Inlet Vacuum ("W.C.)	Filter Inlet Temp (°F)	Blower Outlet Temp (°F)	Hr Meter Reading					
7W-1	L-49	Penthouse 9 (Fan Serial No. 0613400882)	7/29/2019 11:41	31	84	34	43	96	142	51880.1	92	4.4	2688.0	100.0%	
			11/25/2019 15:32	26	83	29	38	84	128	54740.9	99	1.9	5548.8	100.0%	
			2/24/2020 13:06	26	81	31	39	85	130	56933.4	97	2.0	2192.5	100.5%	
			7/29/2020 12:41	31	92	34	41	92	142	60689.0	95	1.0	3755.6	100.3%	
			11/23/2020 12:24	28	80	30	38	79	122	63473.7	99	1.0	2784.7	99.2%	
			3/2/2021 10:25	24	82	33	37	81	122	65847.7	100	4.7	2374.0	100%	Collected blower effluent sample
			7/27/2021 14:53	28	95	31	40	97	143	69379.1	96	1.6	3531.4	100%	
			11/29/2021 13:43	24	85	27	40	86	130	72378.9	96	3.2	2999.8	100%	
			2/28/2022 13:15	21	85	24	40	87	132	74562.5	96	3.2	2183.6	100%	
			7/21/2022 12:56	22	98	34	38	99	153	77993.1	99	2.6	3430.6	100%	
			12/14/2022 14:46	20	86	22	42	86	138	81495.6	94	4.6	3502.5	100%	
			3/27/2023 14:22	20	86	26	44	86	140	83966.1	91	5.2	2470.5	100%	
			8/9/2023 10:53	22	96	24	43	96	141	87200.7	92	2.1	3234.6	100%	
			12/15/2023 13:14	18	86	20	43	87	143	90280.0	92	4.8	3079.3	100%	
			3/20/2024 12:36	19	86	20	44	83	139	92578.4	91	5.3	2298.4	100%	
7W-2	G-61	Penthouse 21 (Fan Serial No. 1220317834) (replaced 2/12/21)	7/29/2019 12:30	26	90	28	41			50898.9	95	2.4	2687.3	100.0%	
			11/25/2019 15:35	25	81	27	39	80	117	53759.7	97	1.8	2860.8	100.1%	
			2/24/2020 12:30	24	84	27	40	85	117	55941.2	96	1.4	2181.5	100.0%	
			7/29/2020 12:38	0	90	30	41	90	134	59382.1	92	0.3	3440.9	91.9%	Fan tested due to fan drive shaft operational issues observed - blower shut down at 12:38
			11/23/2020 12:24	NR	NR										No data collected - blower shut down on 7/29/21
			2/12/2021 10:30	20	80	35	45	80	100	59382.1	89				2/12/21 - Blower & Motor Replaced and Restarted at 10:30 AM
			3/2/2021 10:31	19	80	22	36	80	116	59814.5	102	1.1	432.4	100.1%	
			7/27/2021 14:51	26	90	28	39	91	132	63345.9	97	0.4	3531.4	100%	
			11/29/2021 13:31	24	84	33	42	84	122	66345.6	94	0.5	2999.7	100%	
			2/28/2022 13:23	17	84	20	39	84	118	68529.5	97	1.9	2183.9	100%	
			7/21/2022 13:01	21	94	23	42	93	132	71960.1	94	0.9	3430.6	100%	
			12/14/2022 14:41	10	80	14	42	80	120	75461.4	94	1.7	3501.3	100%	
			3/27/2023 14:27	17	82	20	43	82	124	77932.1	92	1.3	2470.7	100%	
			8/9/2023 10:49	24	92	26	43	90	140	81166.6	92	1.6	3234.5	100%	
			12/15/2023 13:17	15	85	18	42	84	126	84242.0	94	1.7	3075.4	100%	
			3/20/2024 12:43	13	86	15	47	81	122	86544.4	86	2.7	2302.4	100%	

Table I - Consolidated
SSD System - Summary of Blower System & Suction Pit Operating Data: 23 April 2019- 22 April 2024
GMCH Lockport NY Facility - BCP Site #932138
Buildings 7, 7A, 8
Project No.: 0127784-102

Bldg Location - Fan/Pit Tag	Suction Pit Location (Col No.)	Fan Location	Data Collection Date/ Approximate Time	Suction Pit		Vacuum Blower					Vapor Flow Rate (CFM) (see note 1)	Blower Outlet Vapor Phase PID Reading (ppm)	Run Hrs Between Last Readings	% Uptime Between Last Hr Meter Reading (see note 2)	Comments
				Vacuum ("W.C.)	Temp (°F)	Filter Inlet Vacuum ("W.C.)	Blower Inlet Vacuum ("W.C.)	Filter Inlet Temp (°F)	Blower Outlet Temp (°F)	Hr Meter Reading					
7W-3	C-52	Penthouse 9 (Fan Serial No. 0613400879)	7/29/2019 11:41	33	92	33	42	96	142	37776.4	94	2.7	2687.2	100.0%	
			11/25/2019 15:32	25	82	29	40	83	124	40637.2	96	2.7	2860.8	100.0%	
			2/24/2020 13:06	24	83	32	39	85	125	42818.8	97	2.7	2181.6	100.0%	
			7/29/2020 12:41	21	90	33	43	92	140	46585.3	92	1.1	3766.5	100.6%	
			11/23/2020 12:24	25	79	28	40	78	118	49369.9	96	0.8	2784.6	99.2%	
			3/2/2021 10:25	25	82	32	43	81	123	51743.9	92	2.9	2374.0	100.0%	
			7/27/2021 14:53	28	90	35	44	96	143	55275.3	91	1.7	3531.4	100%	
			11/29/2021 13:43	28	85	32	43	86	129	58275.1	92	4.0	2999.8	100%	
			2/28/2022 13:15	29	85	33	44	88	133	60458.5	91	5.0	2183.4	100%	Collected blower effluent sample
			7/21/2022 12:56	32	91	36	46	97	145	63889.2	88	3.0	3430.7	100%	
			12/14/2022 14:46	31	85	33	44	86	130	67391.5	91	5.0	3502.3	100%	
			3/27/2023 14:22	28	94	32	44	86	130	69862.1	91	5.4	2470.6	100%	Collected blower effluent sample
			8/9/2023 10:53	29	95	35	45	95	144	73096.6	89	2.1	3234.5	100%	
			12/15/2023 13:14	32	86	30	40	89	134	76176.1	96	6.0	3079.5	100%	
			3/20/2024 12:36	32	86	31	42	84	130	78474.3	94	6.5	2298.2	100%	Collected blower effluent sample
7W-4	E-38	3rd Flr - Mech Room (Fan Serial No. 0613400880)	7/29/2019 11:34	12	90	17	33	100	143	51842.3	106	1.6	984.8	100%	
			11/25/2019 15:11	11	79	15	34	90	132	54702.9	104	3.7	625.7	100%	
			2/24/2020 12:18	9	77	13	33	92	137	56883.9	106	1.1	961.3	100%	
			7/29/2020 11:57	11	78	15	35	99	141	60650.5	103	0.6	720.3	103%	
			11/23/2020 12:05	8	75	13	34	85	130	63435.6	104	2.5	789.1	100%	
			3/2/2021 10:06	7	72	12	36	80	127	65809.3	102	1.2	431.4	100%	
			11/29/2021 13:22	8	78	12	38	89	136	72340.8	99	1.6	2999.8	100%	
			2/28/2022 12:28	7	73	11	39	84	132	74523.9	97	1.8	2183.1	100%	
			7/21/2022 12:44	9	90	12	38	101	147	77955.1	99	0.7	3431.2	100%	
			12/14/2022 14:04	8	76	12	39	87	136	81461.4	97	3.4	3506.3	100%	
			3/27/2023 13:51	9	78	10	38	90	139	83932.1	99	4.8	2470.7	100%	
			8/9/2023 10:37	9	87	11	41	98	143	87167.1	95	2.4	3235.0	100%	
			12/15/2023 13:04	7	78	11	40	92	142	90242.5	96	4.8	3075.4	100%	
			3/20/2024 12:29	5	78	10	41	90	140	92544.9	95	3.5	2302.4	100%	

Table I - Consolidated
SSD System - Summary of Blower System & Suction Pit Operating Data: 23 April 2019- 22 April 2024
GMCH Lockport NY Facility - BCP Site #932138
Buildings 7, 7A, 8
Project No.: 0127784-102

Bldg Location - Fan/Pit Tag	Suction Pit Location (Col No.)	Fan Location	Data Collection Date/ Approximate Time	Suction Pit		Vacuum Blower					Vapor Flow Rate (CFM) (see note 1)	Blower Outlet Vapor Phase PID Reading (ppm)	Run Hrs Between Last Readings	% Uptime Between Last Hr Meter Reading (see note 2)	Comments
				Vacuum ("W.C.)	Temp (°F)	Filter Inlet Vacuum ("W.C.)	Blower Inlet Vacuum ("W.C.)	Filter Inlet Temp (°F)	Blower Outlet Temp (°F)	Hr Meter Reading					
7W-5	E-27	3rd Flr - Mech Room (Fan Serial No. 0613400874)	7/29/2019 11:34	45	94	49	54	101	158	37783.7	69	1.7	984.7	100%	
			11/25/2019 15:12	45	84	50	55	90	150	40644.3	66	4.8	625.7	100%	
			2/24/2020 12:18	45	85	50	54	94	152	42825.3	69	4.8	961.3	100%	
			7/29/2020 11:57	45	95	50	59	100	159	46591.9	51	0.4	720.4	103%	
			11/23/2020 12:05	44	81	49	53	86	143	49377.0	71	2.0	789.1	100%	
			3/2/2021 10:06	44	80	39	54	80	137	51751.0	69	1.1	431.8	100%	
			7/27/2021 14:32	45	94	49	54	100	158	55282.3	69	0.9	2450.9	100%	
			11/29/2021 13:22	44	85	49	54	90	147	58282.1	69	2.0	2999.8	100%	
			2/28/2022 12:28	44	81	49	54	86	140	60465.2	69	3.7	2183.1	100%	
			7/21/2022 12:44	45	95	50	55	101	160	63896.4	66	1.5	3431.2	100%	
			12/14/2022 14:04	55	78	60	60	88	164	67402.7	46	5.9	3506.3	100%	
			3/27/2023 13:51	60	81	58	60	90	164	69873.4	46	5.3	2470.7	100%	
			8/9/2023 10:37	54	82	51	56	99	158	73108.3	63	2.4	3234.9	100%	
			12/15/2023 13:04	58	82	55	60	94	162	76183.7	46	5.8	3075.4	100%	
			3/20/2024 12:29	52	85	50	55	90	141	78486.1	66	6.2	2302.4	100%	
7W-6	J-33	3rd Flr - Mech Room (Fan Serial No. 0613400884)	7/29/2019 11:35	38	88	44	49	94	156	51889.2	82	0.9	984.7	100%	
			11/25/2019 15:12	36	79	42	48	85	145	54749.8	84	3.2	625.7	100%	
			2/24/2020 12:18	46	78	43	48	88	158	56930.9	84	0.9	961.3	100%	
			7/29/2020 11:57	38	88	44	50	90	154	60697.5	80	0.2	720.4	103%	
			11/23/2020 12:05	33	74	39	54	82	140	63482.5	69	1.7	789.1	100%	
			3/2/2021 10:06	33	70	39	46	78	134	65856.6	88	0.9	431.8	100%	
			7/27/2021 14:32	38	88	43	49	92	158	69387.9	82	0.7	2451.0	100%	
			11/29/2021 13:22	35	77	41	48	85	144	72387.7	84	1.3	2999.8	100%	
			2/28/2022 12:28	35	74	40	47	81	140	74570.8	86	3.6	2183.1	100%	
			7/21/2022 12:44	51	94	60	60	94	189	78002.1	46	0.9	3431.3	100%	
			12/14/2022 14:04	60	76	60	60	84	204	81508.3	46	5.4	3506.2	100%	
			3/27/2023 13:51	55	80	44	50	86	146	83979.0	91	3.5	2470.7	100%	
			8/9/2023 10:37	45	91	45	51	82	153	87214.0	89	2.4	3235.0	100%	
			12/15/2023 13:04	54	82	43	50	88	150	90289.4	80	5.8	3075.4	100%	
			3/20/2024 12:29	54	86	44	50	88	146	92591.8	80	2.2	2302.4	100%	

Table I - Consolidated
SSD System - Summary of Blower System & Suction Pit Operating Data: 23 April 2019- 22 April 2024
GMCH Lockport NY Facility - BCP Site #932138
Buildings 7, 7A, 8
Project No.: 0127784-102

Bldg Location - Fan/Pit Tag	Suction Pit Location (Col No.)	Fan Location	Data Collection Date/ Approximate Time	Suction Pit		Vacuum Blower					Vapor Flow Rate (CFM) (see note 1)	Blower Outlet Vapor Phase PID Reading (ppm)	Run Hrs Between Last Readings	% Uptime Between Last Hr Meter Reading (see note 2)	Comments
				Vacuum ("W.C.)	Temp (°F)	Filter Inlet Vacuum ("W.C.)	Blower Inlet Vacuum ("W.C.)	Filter Inlet Temp (°F)	Blower Outlet Temp (°F)	Hr Meter Reading					
7W-7	N-41	Penthouse 4 (Fan Serial No. 06133400873)	7/29/2019 11:53	35	97	37	43	100	140	51356.7	92	2.1	2686.8	100.0%	
			11/25/2019 15:38	35	86	37	43	82	122	54208.9	92	-	2852.2	99.7%	
			2/24/2020 13:01	36	85	38	45	85	126	56390.3	89	0.0	2181.4	100.0%	
			7/29/2020 12:14	36	97	39	45	96	140	60156.0	89	1.1	3765.7	100.6%	
			11/23/2020 12:18	33	80	36	44	80	117	62941.1	91	0.7	2785.1	99.2%	
			3/2/2021 10:35	36	81	40	46	78	116	65315.4	88	1.7	2374.3	100.0%	
			7/27/2021 14:47	38	98	40	46	98	142	68844.7	88	3.5	3529.3	100%	
			11/29/2021 13:34	37	85	40	46	84	124	71844.5	88	2.1	2999.8	100%	
			2/28/2022 13:28	36	82	40	46	83	124	74028.5	88	5.0	2184.0	100%	Collected blower effluent sample
			7/21/2022 13:05	40	98	42	48	98	143	77459.1	84	1.4	3430.6	100%	
			12/14/2022 14:48	35	78	37	44	81	118	80961.5	91	4.9	3502.4	100%	
			3/27/2023 14:31	42	84	45	51	80	124	83432.1	78	6.9	2470.6	100%	Collected blower effluent sample
			8/9/2023 10:45	45	96	49	55	96	146	86666.6	66	2.7	3234.5	100%	
			12/15/2023 13:10	45	84	48	55	87	152	89742.1	66	2.7	3075.5	100%	
			3/20/2024 12:46	44	83	49	55	80	127	92044.4	66	4.2	2302.3	100%	
7E-1	HH-33	Roof Area (Fan Serial No. 0613400886)	7/29/2019 11:56	20	88	16	29	98	132	49760.7	111	2.0	905.7	33.7%	See note 4 regarding uptime
			11/25/2019 15:40	20	80	16	29	82	132	50062.7	111	2.1	302.0	10.6%	See note 4 regarding uptime
			2/24/2020 12:54	20	77	15	29	82	112	50062.7	111	2.1	0.0	0.0%	See note 4 regarding uptime
			7/29/2020 12:20	20	88	15	31	97	122	50062.7	92	4.4	3743.4	100.0%	Blower Operating - likely faulty run hour meter (reading of 50062.7 observed Feb 2020) - see note 4 regarding uptime
			11/23/2020 12:15	20	78	24	32	80	110	1754.0	107	4.7	2807.9	100.0%	
			3/2/2021 10:39	20	75	16	29	76	105	4128.8	111	9.1	2374.8	100.0%	Collected blower effluent sample
			7/27/2021 14:43	20	86	17	29	94	125	7659.8	111	5.0	3531.0	100%	
			11/29/2021 13:38	20	80	16	31	81	132	10659.6	108	1.8	2999.8	100%	
			2/28/2022 13:14	20	76	12	29	78	108	12843.5	111	0.0	2183.9	100%	
			7/21/2022 13:09	20	86	17	29	98	130	16274.1	111	1.3	3430.6	100%	
			12/14/2022 14:52	20	79	16	31	78	118	19780.7	108	1.8	3506.6	100%	
			3/27/2023 14:37	19	80	17	30	80	110	22251.4	109	3.9	2470.7	100%	
			8/9/2023 10:58	20	84	17	31	94	130	25485.8	108	0.2	3234.4	100%	
			12/15/2023 13:22	20	84	23	29	81	114	28561.0	111	1.3	3075.2	100%	
			3/20/2024 12:50	20	83	19	29	78	108	30863.4	111	1.5	2302.4	100%	

Table I - Consolidated
SSD System - Summary of Blower System & Suction Pit Operating Data: 23 April 2019- 22 April 2024
GMCH Lockport NY Facility - BCP Site #932138
Buildings 7, 7A, 8
Project No.: 0127784-102

Bldg Location - Fan/Pit Tag	Suction Pit Location (Col No.)	Fan Location	Data Collection Date/ Approximate Time	Suction Pit		Vacuum Blower					Vapor Flow Rate (CFM) (see note 1)	Blower Outlet Vapor Phase PID Reading (ppm)	Run Hrs Between Last Readings	% Uptime Between Last Hr Meter Reading (see note 2)	Comments
				Vacuum ("W.C.)	Temp (°F)	Filter Inlet Vacuum ("W.C.)	Blower Inlet Vacuum ("W.C.)	Filter Inlet Temp (°F)	Blower Outlet Temp (°F)	Hr Meter Reading					
7A-1	Eng. Training - Storage Rm	7A Mech Rm (Fan Serial No. 0613400872)	7/29/2019 11:56	50	80	52	59	85	141	32669.2	51	19.0	980.9	100%	
			11/25/2019 13:46	49	80	53	60	80	132	35529.6	46	7.4	624.6	100%	
			2/24/2020 9:53	46	80	50	59	84	135	37709.7	51	3.7	961.4	100%	
			7/29/2020 9:46	51	81	54	61	83	141	41476.6	45	6.1	719.0	103.5%	
			11/23/2020 9:46	51	79	52	61	75	122	44261.6	45	12.6	2785.0	99.2%	
			3/2/2021 13:04	49	78	52	61	80	132	46640.9	45	3.1	2379.3	100.0%	
			7/27/2021 11:43	52	82	55	60	83	140	50166.6	46	0.3	3525.7	100%	
			11/29/2021 10:36	51	80	53	60	81	134	53166.5	46	3.5	2999.9	100%	
			2/28/2022 9:54	51	80	54	60	81	137	55349.8	46	2.5	2183.3	100%	
			7/21/2022 10:36	52	81	55	60	85	147	58781.5	46	2.4	3431.7	100%	
			12/14/2022 9:32	52	80	55	60	81	140	62285.5	46	3.9	3504.0	100%	
			3/27/2023 9:52	52	80	55	60	81	139	64756.8	46	3.6	2471.3	100%	
			8/9/2023 9:39	53	81	56	60	84	146	67996.6	46	0.0	3239.8	100%	
			12/15/2023 9:42	52	81	56	60	81	138	71067.5	46	5.8	3070.9	100%	
			3/20/2024 11:37	51	80	54	60	80	139	73366.2	46	6.1	2298.7	100%	Collected blower effluent sample

Table I - Consolidated
SSD System - Summary of Blower System & Suction Pit Operating Data: 23 April 2019- 22 April 2024
GMCH Lockport NY Facility - BCP Site #932138
Buildings 7, 7A, 8
Project No.: 0127784-102

Bldg Location - Fan/Pit Tag	Suction Pit Location (Col No.)	Fan Location	Data Collection Date/ Approximate Time	Suction Pit		Vacuum Blower					Vapor Flow Rate (CFM) (see note 1)	Blower Outlet Vapor Phase PID Reading (ppm)	Run Hrs Between Last Readings	% Uptime Between Last Hr Meter Reading (see note 2)	Comments
				Vacuum ("W.C.)	Temp (°F)	Filter Inlet Vacuum ("W.C.)	Blower Inlet Vacuum ("W.C.)	Filter Inlet Temp (°F)	Blower Outlet Temp (°F)	Hr Meter Reading					
7A-3	Men's Locker Room	Tied in with Unit 7A-1 (see note 3)	7/29/2019	49	80	Suction Pit tied into piping and blower for 7A-1 - data is referenced above									
			11/25/2019	50	74										
			2/24/2020	20	77										
			7/29/2020	51	78										
			11/23/2020	51	62										
			3/2/2021	51	64										
			7/27/2021 11:43	52	78										
			11/29/2021 10:36	51	65										
			2/28/2022 9:54	50	68										
			7/21/2022 10:36	52	79										
			12/14/2022 9:32	52	70										
			3/27/2023 9:52	53	69										
			8/9/2023 9:39	52	77										
			12/15/2023 9:42	52	70										
			3/20/2024 11:37	51	70										
7A-2	Financial Area - Storage Rm	7A Mech Rm (Fan Serial No. 0613400878)	7/29/2019 10:25	56	80	54	60	80	142	51700.9	46	0.0	980.9	100%	
			11/25/2019 13:46	55	78	55	60	76	134	54561.2	46	0.1	624.5	100%	
			2/24/2020 9:53	54	78	52	60	76	136	56741.3	46	0.0	961.4	100%	
			7/29/2020 9:47	56	81	56	61	79	142	60508.2	45	0.0	719.0	103.4%	
			11/23/2020 9:47	54	74	54	61	72	128	63293.2	45	0.0	2785.0	99.2%	
			2/12/2021 12:00	50	60	55	64	74	132	65239.2	42	NR	1946.0	100.0%	
			3/2/2021 13:04	53	75	54	61	74	135	65672.4	45	0.1	2379.2	100.0%	
			7/27/2021 11:43	56	80	56	60			69198.1	46	0.0	3525.7	100%	
			11/29/2021 10:36	56	76	55	60	76	134	72197.9	46	0.0	2999.8	100%	
			2/28/2022 9:54	56	76	56	60	75	135	74381.3	46	0.0	2183.4	100%	
			7/21/2022 10:36	58	80	57	60	79	14	77812.9	46	0.3	3431.6	100%	
			12/14/2022 9:32	58	78	57	60	76	138	81316.8	46	0.0	3503.9	100%	
			3/27/2023 9:52	52	77	56	60	76	136	83788.1	46	0.0	2471.3	100%	
			8/9/2023 9:39	58	81	58	60	79	145	87025.7	46	0.0	3237.6	100%	
			12/15/2023 9:42	58	79	57	60	76	139	90098.7	46	0.1	3073.0	100%	
			3/20/2024 11:37	56	76	56	60	75	137	92397.4	46	0.1	2298.7	100%	

Table I - Consolidated
SSD System - Summary of Blower System & Suction Pit Operating Data: 23 April 2019- 22 April 2024
GMCH Lockport NY Facility - BCP Site #932138
Buildings 7, 7A, 8
Project No.: 0127784-102

Bldg Location - Fan/Pit Tag	Suction Pit Location (Col No.)	Fan Location	Data Collection Date/ Approximate Time	Suction Pit		Vacuum Blower					Vapor Flow Rate (CFM) (see note 1)	Blower Outlet Vapor Phase PID Reading (ppm)	Run Hrs Between Last Readings	% Uptime Between Last Hr Meter Reading (see note 2)	Comments
				Vacuum ("W.C.)	Temp (°F)	Filter Inlet Vacuum ("W.C.)	Blower Inlet Vacuum ("W.C.)	Filter Inlet Temp (°F)	Blower Outlet Temp (°F)	Hr Meter Reading					
8-1	HH-87	Penthouse 14 (Fan Serial No. 0613400886)	7/29/2019 14:51	60	91	60	60	100	190	37755.4	46	1.2	2691.1	100.0%	
			11/25/2019 12:12	60	80	59	60	85	165	40609.8	46	0.2	2854.4	100.0%	
			2/24/2020 11:27	60	78	58	60	86	164	42793.0	46	0.4	2183.2	100.0%	
			7/29/2020 11:31	61	90	61	61	96	184	46560.1	44	0.3	3767.1	100.6%	
			11/23/2020 11:22	60	75	61	61	79	154	49345.0	44	0.0	2784.9	99.2%	
			3/2/2021 13:06	61	76	61	61	80	158	51718.8	44	0.0	2373.8	99.8%	Collected blower effluent sample
			7/27/2021 13:48	60	88	60	60	96	186	55250.4	46	0.0	3531.6	100%	
			11/29/2021 13:00	60	77	59	60	84	162	58250.7	46	0.0	3000.3	100%	
			2/28/2022 11:43	60	73	60	60	80	158	60433.4	46	0.0	2182.7	100%	
			7/21/2022 12:01	60	91	60	60	99	189	63864.7	46	0.0	3431.3	100%	
			12/14/2022 11:50	60	78	60	60	80	160	67369.6	46	0.2	3504.9	100%	
			3/27/2023 11:25	60	81	60	60	84	168	69840.1	46	0.0	2470.5	100%	
			8/9/2023 10:07	60	90	60	60	97	187	73077.1	46	0.1	3237.0	100%	
			12/15/2023 11:24	60	78	60	60	83	160	76151.4	46	0.2	3074.3	100%	
			3/20/2024 11:58	59	74	60	60	80	157	78455.0	46	0.1	2303.6	100%	
8-2	PP-89	HVAC Mech Rm (Fan Serial No. 0613400871)	7/29/2019 14:49	38	87	42	50	94	146	46814.5	80	1.2	2363.9	87.8%	See note 4 regarding uptime
			11/25/2019 12:08	40	73	43	52	80	128	46814.5	75	0.4	0.0	0.0%	See note 4 regarding uptime
			2/24/2020 11:39	39	70	43	52	78	125	46814.5	75	0.1	0.0	0.0%	See note 4 regarding uptime
			7/29/2020 11:28	38	87	42	50	92	144	46814.5	80	0.3	3743.8	100.0%	Blower Operating - likely faulty run hour meter (reading of 46814.5 observed Feb 2020) - see note 4 regarding uptime
			8/20/2020	39	85										Blower run hour meter replaced on 9/11/20
			11/23/2020 11:19	38	72	42	51	78	121	1752.3	78	0.0	2807.9	100.0%	
			3/2/2021 9:05	41	70	45	53	76	122	4126.1	71	0.0	2373.8	100.0%	
			7/27/2021 13:44	39	84	44	51	93	144	7657.7	78	0.0	3531.6	100%	
			11/29/2021 12:57	40	73	44	52	81	130	10650.3	75	0.0	2992.6	100%	
			2/28/2022 11:40	38	64	42	52	76	121	12833.0	75	0.0	2182.7	100%	
			7/21/2022 11:58	39	86	47	51	94	145	16264.3	78	0.4	3431.3	100%	
			12/14/2022 11:57	42	72	45	54	78	126	19769.3	69	0.1	3505.0	100%	
			3/27/2023 11:23	43	72	45	54	80	130	22239.6	69	0.0	2470.3	100%	
			8/9/2023 10:11	40	84	45	53	90	142	25476.2	71	0.1	3236.6	100%	
			12/15/2023 11:21	37	70	42	52	76	122	28550.6	75	0.1	3074.4	100%	
			3/20/2024 11:55	39	69	43	52	74	118	30854.2	75	0.0	2303.6	100%	

Table I - Consolidated
SSD System - Summary of Blower System & Suction Pit Operating Data: 23 April 2019- 22 April 2024
GMCH Lockport NY Facility - BCP Site #932138
Buildings 7, 7A, 8
Project No.: 0127784-102

Bldg Location - Fan/Pit Tag	Suction Pit Location (Col No.)	Fan Location	Data Collection Date/ Approximate Time	Suction Pit		Vacuum Blower					Vapor Flow Rate (CFM) (see note 1)	Blower Outlet Vapor Phase PID Reading (ppm)	Run Hrs Between Last Readings	% Uptime Between Last Hr Meter Reading (see note 2)	Comments
				Vacuum ("W.C.)	Temp (°F)	Filter Inlet Vacuum ("W.C.)	Blower Inlet Vacuum ("W.C.)	Filter Inlet Temp (°F)	Blower Outlet Temp (°F)	Hr Meter Reading					
8-3	HH-91	Penthouse 15 (Fan Serial No. 0613400881)	7/29/2019 14:45	57	88	59	>60	99	181	37212.2	46	105.0	2553.2	94.9%	
			11/25/2019 12:01	55	76	59	>60	76	104	39953.9	46	29.7	2741.7	96.1%	Blower off upon arrival, restarted at 12:01; checked on 11/26/2019 at 16:00, blower still operating
			2/24/2020 11:22	55	74	57	>60	82	150	41751.4	46	25.4	1797.5	23.3%	See note 4 regarding uptime
			7/29/2020 11:24	57	89	59	61	96	178	45518.5	45	51.2	3767.1	100.6%	
			11/23/2020 11:17	54	72	57	61	78	144	48303.4	45	10.2	2784.9	99.2%	
			3/2/2021 9:00	56	73	58	61	78	146	50677.1	45	10.0	2373.7	100.0%	
			7/27/2021 13:42	57	86	58	60	94	178	53866.2	46	16.8	3189.1	90%	See Note 3
			11/29/2021 12:56	55	75	57	60	83	153	56866.4	46	6.9	3000.2	100%	
			2/28/2022 11:32	56	71	58	60	79	149	59049.1	46	4.3	2182.7	100%	Collected blower effluent sample
			7/21/2022 11:56	57	89	58	60	97	182	62480.4	46	19.8	3431.3	100%	
			12/14/2022 11:44	56	75	58	60	80	148	65985.3	46	8.9	3504.9	100%	
			3/27/2023 11:17	55	77	57	60	86	156	68455.8	46	13.4	2470.5	100%	Collected blower effluent sample
			8/9/2023 10:13	57	87	59	60	83	178	71521.9	46	0.2	3066.1	95%	See Note 3. Fan shutdown projected to be on 5/14/23, restarted on 5/24/23 during monthly suction pit vacuum check.
			12/15/2023 11:17	55	74	58	60	81	150	74596.0	46	4.6	3074.1	100%	
			3/20/2024 11:51	56	72	57	60	80	148	76685.6	46	16.5	2089.6	91%	Collected blower effluent sample, See Note 3

Table I - Consolidated
SSD System - Summary of Blower System & Suction Pit Operating Data: 23 April 2019- 22 April 2024
GMCH Lockport NY Facility - BCP Site #932138
Buildings 7, 7A, 8
Project No.: 0127784-102

Bldg Location - Fan/Pit Tag	Suction Pit Location (Col No.)	Fan Location	Data Collection Date/ Approximate Time	Suction Pit		Vacuum Blower					Vapor Flow Rate (CFM) (see note 1)	Blower Outlet Vapor Phase PID Reading (ppm)	Run Hrs Between Last Readings	% Uptime Between Last Hr Meter Reading (see note 2)	Comments
				Vacuum ("W.C.)	Temp (°F)	Filter Inlet Vacuum ("W.C.)	Blower Inlet Vacuum ("W.C.)	Filter Inlet Temp (°F)	Blower Outlet Temp (°F)	Hr Meter Reading					
8-4	BB-87	Penthouse 9 (Fan Serial No. 0613400875)	7/29/2019 14:57	45	85	47	52	106	166	50894.6	75	0.1	2695.1	100.2%	
			11/25/2019 12:19	45	72	48	52	85	147	53754.5	75	0.6	2859.9	100.2%	
			2/24/2020 11:35	46	72	48	53	86	140	55940.3	75	0.3	2185.8	100.1%	
			7/29/2020 11:38	46	85	49	54	104	170	59710.4	82	0.5	3770.1	100.7%	
			11/23/2020 11:27	46	70	49	53	88	147	62499.3	82	0.0	2788.9	99.3%	
			3/2/2021 9:18	48	70	50	55	82	138	64876.6	66	0.0	2377.3	100.1%	
			7/27/2021 13:56	47	82	49	57	96	153	68413.7	58	0.0	3537.1	100%	
			11/29/2021 13:05	46	72	48	52	86	140	71418.2	75	0.0	3004.5	100%	
			2/28/2022 11:52	46	70	49	53	85	141	73602.7	71	0.0	2184.5	100%	
			7/21/2022 12:07	47	82	49	53	99	157	77039.8	71	0.3	3437.1	100%	
			12/14/2022 12:00	46	70	48	53	80	129	78672.8	71	0.4	1633.0	100%	See Note 4, projected uptime 100%
			3/27/2023 11:32	46	74	48	53	90	146	78677.2	71	0.0	4.4	100%	See Note 4, projected uptime 100%
			8/9/2023 10:16	47	80	49	53	94	151	78677.2	71	0.1	0.0	100%	See Note 4, projected uptime 100%
			12/15/2023 11:30	48	70	50	55	86	145	78677.2	66	0.3	0.0	100%	See Note 4, projected uptime 100%
			3/20/2024 12:03	48	70	50	55	82	140	78677.2	66	0.6	0.0	100%	See Note 4, projected uptime 100%
8-5	DD-81	Penthouse 14 (Fan Serial No. 0613400885)	7/29/2019 14:51	56	92	56	60	96	170	51880.3	46	0.1	2691.2	100.0%	
			11/25/2019 12:11	55	80	56	60	85	154	54734.6	46	1.0	2854.3	100.0%	
			2/24/2020 11:27	55	80	56	60	86	156	56917.8	46	0.6	2183.2	100.0%	
			7/29/2020 11:30	56	92	56	61	94	166	60684.9	45	0.5	3767.1	100.6%	
			11/23/2020 11:22	53	76	54	61	79	142	63469.7	45	0.2	2784.8	99.2%	
			3/2/2021 9:07	61	72	58	61	80	151	65843.4	45	0.1	2373.7	100.0%	
			7/27/2021 13:48	60	87	57	60	94	170	69375.1	46	0.0	3531.7	100%	
			11/29/2021 13:00	60	78	57	60	82	152	72375.3	46	0.2	3000.2	100%	
			2/28/2022 11:43	60	69	60	60	81	172	74558.0	46	0.1	2182.7	100%	
			7/21/2022 12:01	90	90	56	60	98	172	77989.2	46	0.3	3431.2	100%	
			12/14/2022 11:50	60	76	55	60	80	146	81494.1	46	0.7	3504.9	100%	
			3/27/2023 11:25	60	81	56	60	86	159	83964.6	46	0.1	2470.5	100%	
			8/9/2023 10:07	60	88	57	60	94	170	87201.5	46	0.1	3236.9	100%	
			12/15/2023 11:24	60	80	56	60	82	150	90275.8	46	0.4	3074.3	100%	
			3/20/2024 11:58	60	82	55	60	80	147	92579.3	46	0.6	2303.5	100%	

Table I - Consolidated
SSD System - Summary of Blower System & Suction Pit Operating Data: 23 April 2019- 22 April 2024
GMCH Lockport NY Facility - BCP Site #932138
Buildings 7, 7A, 8
Project No.: 0127784-102

Bldg Location - Fan/Pit Tag	Suction Pit Location (Col No.)	Fan Location	Data Collection Date/ Approximate Time	Suction Pit		Vacuum Blower					Vapor Flow Rate (CFM) (see note 1)	Blower Outlet Vapor Phase PID Reading (ppm)	Run Hrs Between Last Readings	% Uptime Between Last Hr Meter Reading (see note 2)	Comments
				Vacuum ("W.C.)	Temp (°F)	Filter Inlet Vacuum ("W.C.)	Blower Inlet Vacuum ("W.C.)	Filter Inlet Temp (°F)	Blower Outlet Temp (°F)	Hr Meter Reading					
8-6	FF-83	Penthouse 14 (Fan Serial No. 0613400877)	7/29/2019 14:51	33	87	32	46	98	145	51879.5	88	11.4	2691.2	100.0%	
			11/25/2019 12:11	32	80	31	45	86	131	54733.7	89	7.8	2854.2	100.0%	
			2/24/2020 11:27	31	78	30	44	88	132	56971.0	91	3.2	2237.3	102.5%	
			7/29/2020 11:30	33	88	32	46	94	142	60684.9	88	3.5	3713.9	99.2%	
			11/23/2020 11:22	31	77	31	45	80	122	63468.8	89	2.3	2783.9	99.1%	
			3/2/2021 9:07	32	78	28	46	82	126	65842.5	88	3.2	2373.7	100.0%	
			7/27/2021 13:48	34	87	33	47	96	144	69374.1	86	1.7	3531.6	100%	
			11/29/2021 13:00	32	80	31	45	85	128	72374.3	89	0.9	3000.2	100%	
			2/28/2022 11:43	31	77	30	45	82	125	74557.0	89	1.2	2182.7	100%	
			7/21/2022 12:01	34	90	33	47	99	147	77988.2	86	3.3	3431.2	100%	
			12/14/2022 11:50	33	80	33	48	82	128	81493.0	84	1.4	3504.8	100%	
			3/27/2023 11:25	36	83	34	49	85	136	83963.5	82	1.7	2470.5	100%	
			8/9/2023 10:07	35	90	34	48	96	146	87200.4	84	0.1	3236.9	100%	
			12/15/2023 11:24	31	78	30	46	84	126	90274.7	88	1.4	3074.3	100%	
			3/20/2024 11:58	30	78	29	46	81	125	92578.2	88	3.1	2303.5	100%	
8-7	MM-85	Penthouse 14 (Fan Serial No. 0613400869)	7/29/2019 14:51	57	88	58	60	95	169	51522.0	46	0.8	2691.2	100.0%	
			11/25/2019 12:12	55	80	58	60	84	153	54376.3	46	0.5	2854.3	100.0%	
			2/24/2020 11:27	56	76	57	60	84	150	56559.5	46	0.4	2183.2	100.0%	
			7/29/2020 11:31	57	87	58	61	92	166	60326.5	45	0.2	3767.0	100.6%	
			11/23/2020 11:22	57	74	58	61	77	142	63111.3	45	0.1	2784.8	99.2%	
			3/2/2021 9:09	57	75	58	61	79	136	65485.1	45	0.0	2373.8	100.0%	
			7/27/2021 13:48	57	85	58	60	92	166	69016.7	46	0.1	3531.6	100%	
			11/29/2021 13:00	58	75	59	60	81	130	72016.7	46	0.0	3000.0	100%	
			2/28/2022 11:43	55	72	57	60	78	140	74199.5	46	0.0	2182.8	100%	
			7/21/2022 12:01	57	88	58	60	95	170	77630.7	46	0.1	3431.2	100%	
			12/14/2022 11:50	58	78	60	60	80	148	81135.4	46	0.3	3504.7	100%	
			3/27/2023 11:25	58	77	59	60	82	154	83606.0	46	0.0	2470.6	100%	
			8/9/2023 10:07	58	86	59	60	93	168	86842.9	46	0.1	3236.9	100%	
			12/15/2023 11:24	55	70	58	60	83	143	89917.2	46	0.3	3074.3	100%	
			3/20/2024 11:58	53	69	55	60	75	137	92220.7	46	0.1	2303.5	100%	

Nomenclature

"W.C.	inches water column
°F	degrees Fahrenheit
ppm	parts per million
%R.H.	percent Relative Humidity
NM	Not Measured
NR	Not Recorded
	Calculated value based on operating data

Notes

1. Flow rate as read from the blower curve data based on the operating vacuum at the blower inlet.
2. % uptime is +/- 2% based on actual field reading times and accuracy of the hour meter.
3. Decreased uptime percent typically related to intermittent power service based on review of hour meter reading and projected run time
   Fan was fully operational during routine system checks and observed monthly vacuum readings at suction pit or as noted.
4. Hour meter to be replaced, fan was fully operational during routine system checks and observed monthly vacuum readings at suction pit.

Table II - Consolidated
SSD System - Sub Slab Vacuum Monitoring Point Readings 23 April 2019- 22 April 2024
GMCH Lockport NY Facility - BCP Site #932138
Buildings 7, 7A, 8
Project No.: 0127784-102

	Data Collection Date:	29-Jul-2019	25-Nov-2019	24-Feb-2020	29-Jul-2020	23-Nov-2020	2-Mar-2021	27-Jul-2021	29-Nov-2021	28-Feb-2022	21-Jul-2022	14-Dec-2022	27-Mar-2023	9-Aug-2023	15-Dec-2023	20-Mar-2024
Location	Sub Slab Monitoring Point (SMP) ID	Vacuum Reading (inches water column)			Vacuum Reading (inches water column)			Vacuum Reading (inches water column)			Vacuum Reading (inches water column)			Vacuum Reading (inches water column)		
Bldg 7-West	SMP-7W-1	0.000	0.000	0.000	0.000	+0.002	0.000	0.000	0.000	0.000	Point inaccessible	0.006	0.000	0.000	0.005	0.000
	SMP-7W-2	Point inaccessible	0.002	0.000	+0.004	0.000	0.000	0.000	Point covered	0.000	Point covered	Point covered	0.000	Point covered	0.039	0.000
	SMP-7W-2A	0.020	Point inaccessible	Point inaccessible	0.016	0.000	0.000	0.033	0.010	0.002	0.022	0.004	0.005	0.022	0.021	0.005
	SMP-7W-4	0.043	Point inaccessible	0.120	Point inaccessible	0.044	0.025	Point covered	0.000	0.000	Point covered	Point covered	Point covered	0.023	0.013	0.000
	SMP-7W-5A	0.000	0.000	0.000	0.000	0.000	0.000	0.014	0.000	0.069	0.000	0.000	0.000	0.003	0.001	0.000
	SMP-7W-6	0.132	0.084	Point inaccessible	0.004	0.084	0.000	0.250	0.113	0.000	0.020	0.000	0.058	0.224	0.017	0.082
	SMP-7W-7	0.000	0.000	0.000	0.000	0.000	0.000	0.000	0.000	0.000	Point covered	Point covered	Point covered	Point covered	0.000	0.000
	SMP-7W-9	0.000	0.000	0.000	0.000	0.000	0.000	0.000	0.000	0.000	0.000	0.000	0.000	0.000	Point Sealed - See Note 6	Point Sealed - See Note 6
	SMP-7W-11A	0.000	0.000	0.000	0.000	0.000	+0.002	Point covered	0.000	0.000	0.000	0.000	0.000	0.000	Point covered	Point covered
	SMP-7W-12B	0.000	0.000	0.000	0.000	0.000	0.000	0.000	0.000	0.000	Point covered	Point covered	Point covered	Point covered	Point covered	Point covered
	SMP-7W-13	0.000	+0.007	0.000	0.000	+0.017	+0.004	0.002	+0.004	0.000	0.000	0.002	Point Temporarily Removed - See Note 5	Point Temporarily Removed - See Note 5	0.000	Point inaccessible
Bldg 7-East	SMP-7E-1	0.010	0.000	0.006	0.005	0.000	0.003	0.012	0.006	0.000	0.016	0.005	0.004	0.007	0.003	0.003
	SMP-7E-3	0.024	0.006	0.003	0.010	0.000	0.004	0.018	0.005	0.000	Point covered	Point covered	Point covered	Point covered	Point covered	Point covered
	SMP-7E-3A	0.007	0.000	0.000	0.003	0.000	0.000	0.009	0.005	0.013	0.001	0.002	0.002	0.000	0.000	0.000
	SMP-7E-4A	0.059	0.035	0.035	0.028	0.030	0.028	0.066	0.041	0.036	0.080	0.042	0.030	0.069	0.035	0.022
	SMP-7E-6	0.004	0.000	0.000	0.000	0.000	0.000	0.030	Point covered	Point covered	0.000	0.000	0.000	0.000	0.000	0.000
	SMP-7E-6A	0.020	0.250	0.003	0.000	0.004	0.000	0.037	0.004	0.012	0.017	0.009	0.002	0.003	0.004	0.000
	SMP-7E-7A	0.000	0.002	0.000	0.000	0.000	0.000	0.002	0.000	0.000	0.003	0.000	0.000	0.000	0.002	0.000
	SMP-7E-8A	Point Covered	Point Covered	0.006	Point covered	0.000	0.000	0.016	0.006	0.000	Point covered	0.008	0.002	0.017	0.004	0.002
	SMP-7E-8B	0.042	0.020	0.020	0.036	0.014	0.013	0.038	0.002	0.026	0.063	Point covered	Point covered	Point covered	0.000	Point covered
Bldg - 7A	SMP-7A-1	0.007	0.077	0.045	0.003	0.006	0.004	0.046	0.028	0.028	0.003	0.002	0.033	0.009	0.023	0.014
	SMP-7A-2	0.005	0.002	+0.002	0.009	+0.003	+0.004	0.012	0.000	0.000	0.014	0.000	0.000	0.000	0.002	0.000
	SMP-7A-3	0.250	0.002	0.046	0.250	0.250	0.250	0.250	0.037	0.250	0.250	0.140	0.134	0.250	0.191	0.250
	SMP-7A-4	0.000	0.058	0.000	0.008	0.000	0.000	0.000	0.026	0.000	0.000	0.000	0.000	0.000	0.000	0.000
	SMP-7A-5	0.131	0.000	0.047	0.030	0.088	0.058	0.188	0.026	0.009	0.002	0.000	0.003	0.144	0.004	0.000
	SMP-7A-6	0.070	0.035	0.017	0.002	0.003	0.004	0.068	0.007	0.000	0.000	0.000	0.000	0.000	0.002	0.000
	SMP-7A-7	0.012	0.000	0.000	0.003	+0.003	+0.007	0.005	+0.004	0.000	0.002	0.001	0.000	0.006	0.000	0.000
	SMP-7A-8	0.000	0.000	0.000	0.000	0.000	Point inaccessible	0.000	+0.004	0.000	0.000	0.000	0.000	0.000	0.000	0.000
	SMP-7A-9	0.000	0.000	0.000	0.000	0.000	0.000	0.000	0.000	0.000	0.001	0.001	0.001	0.000	0.001	0.000
	SMP-7A-12	0.000	0.006	0.000	0.000	+0.005	0.000	0.000	0.000	0.000	0.000	0.000	0.000	0.002	0.000	0.000
	SMP-7A-13	0.250	0.015	0.000	0.000	0.000	0.004	0.003	0.000	0.000	0.000	0.000	0.003	0.000	0.000	0.000
	SMP-7A-13A	+0.005	0.250	0.250	0.250	0.250	0.250	0.250	0.250	0.250	0.250	0.250	0.250	0.250	0.250	0.250
	SMP-7A-14	0.000	0.004	+0.004	0.000	+0.008	+0.003	0.009	0.000	0.000	0.000	0.000	0.000	0.000	0.000	0.000
	SMP-7A-14A	+0.002	0.000	0.000	0.000	0.000	0.000	0.000	0.000	0.000	0.000	0.000	0.000	0.006	0.000	0.000
Bldg 8	SMP-B8-1A	0.007	0.013	0.000	0.029	0.043	0.030	0.073	0.005	0.002	0.004	0.047	0.062	0.017	0.010	0.023
	SMP-B8-2	0.250	0.250	0.016	0.002	0.138	0.043	0.250	0.018	0.003	0.152	0.007	0.172	0.250	0.011	0.250
	SMP-B8-3	0.250	0.250	0.116	0.150	0.141	0.240	0.250	0.250	0.250	0.250	0.250	0.250	0.250	0.016	0.250
	SMP-B8-4	0.020	0.018	0.002	0.000	0.003	0.003	0.250	0.017	0.000	0.000	0.002	0.021	0.073	Point covered	0.003
	SMP-B8-4A	0.250	0.070	0.043	0.250	0.026	0.032	0.250	0.059	0.032	0.081	0.030	0.036	0.250	0.011	0.039
	SMP-B8-7	0.000	0.000	0.000	0.000	0.000	0.000	0.016	Point covered	0.002	0.000	0.000	0.004	0.003	0.000	0.000
	SMP-B8-7A	0.250	0.250	0.250	0.250	0.182	0.075	0.250	0.250	0.250	0.112	0.250	0.138	0.250	0.138	0.250
	SMP-B8-9	0.030	0.020	0.019	0.024	0.011	0.010	0.028	0.017	0.009	0.032	0.000	0.018	0.027	0.028	0.016
	SMP-B8-9A	0.000	0.002	0.007	0.000	0.007	0.004	0.002	0.007	0.007	0.002	0.000	0.001	0.000	0.026	0.003
	SMP-B8-10	0.005	0.002	0.000	0.002	0.000	0.000	0.250	0.000	0.176	0.000	0.000	0.000	0.003	0.000	0.000
	SMP-B8-10A	0.000	0.250	0.250	0.000	0.000	0.034	0.250	0.025	0.002	0.000	0.000	0.000	0.250	0.000	0.214
	SMP-B8-11	0.000	0.000	0.003	0.000	0.000	0.000	0.003	0.000	0.000	0.009	0.003	0.000	0.004	0.000	0.000
	SMP-B8-13A	0.250	0.250	0.250	0.250	0.250	0.250	0.023	0.250	0.250	0.250	0.250	0.250	0.250	0.250	0.250

Notes

1. SMP - permanent sub-slab monitoring point
2. ***0.0001*** indcates vacuum response but below 0.001 inches water column
3. **+0.001** indicates postive pressure reading
4. Point covered or inaccessible during site review, no reading was collected
5. Point temporarily removed due to construction work and concrete floor removal and replacement in Bldg 7W High Bay Area
6. Point sealed to due to construction work in Bldg 7W High Bay Area and new interior production vehicle traffic patterns

PRR APPENDIX B – PROGRESS REPORT SSDS OPERATIONS

Performance Period: 23 April 2019 – 22 April 2020

www.haleyaldrich.com

PROGRESS REPORT ON

SUB-SLAB DEPRESSURIZATION SYSTEM - BUILDINGS 7, 7A, 8
23 APRIL 2019 – 22 APRIL 2020
BCP SITE #C932138
200 UPPER MOUNTAIN ROAD
LOCKPORT, NEW YORK

by H & A of New York Engineering and Geology, LLP
Rochester, New York

on behalf of GM Components Holdings, LLC

included as part of NYSDEC Periodic Review Report No. 3

File No. 127784-102

List of Tables ii

List of Figures ii

1. Introduction 1

1.1 SSD SYSTEM OBJECTIVES 1

2. SSD System Operations, Maintenance & Monitoring (OM&M) Activities 2

2.1 SSDS OPERATIONS SUMMARY 2
2.2 SSD SYSTEM EMISSIONS SUMMARY 2
2.3 SUB-SLAB VACUUM INFLUENCE ASSESSMENT 3
2.4 INDOOR AIR SYSTEM PERFORMANCE SAMPLING 3

References 5

Tables
Figures
Appendix A – 2020 Projected Annual SSDS Emissions Summary and Laboratory Analytical Report
Appendix B – July 2019, November 2019, February 2020 SSDS Performance Sampling Field Data and Laboratory Analytical Reports

List of Tables

Table No.	Title
I – Consolidated	Summary of Blower System and Suction Pit Operating Data – Buildings 7, 7A, 8
II – Consolidated	Summary of Sub-Slab Vacuum Monitoring Point Readings – Building 7, 7A, 8

Tables I and II are consolidated for data collected between 23 April 2019 through 22 April 2024

List of Figures

Figure No.	Title
1	Outdoor Air Sampling Locations – July 2019, November 2019, February 2020
2	Building 7 – SSDS Suction Pits, Sub-Slab Monitoring Points and Indoor Air Sampling Locations – February 2020
3	Building 7A – SSDS Suction Pits, Sub-Slab Monitoring Points and Indoor Air Sampling Locations – February 2020
4	Building 8 – SSDS Suction Pits, Sub-Slab Monitoring Points and Indoor Air Sampling Locations – February 2020
5	Building 10 – SSDS Trench Legs, Sub-Slab Monitoring Points and Indoor Air Sampling Locations – July 2019, November 2019, and February 2020

1. Introduction

The installation of the Sub-slab Depressurization (SSD) System at the GM Components Holdings (GMCH) Lockport BCP Site #932138 (Site) for Buildings 7, 7A and 8 was completed as an Interim Remedial Measure (IRM) in August 2013 in accordance with the New York State Department of Environmental Conservation (NYSDEC) Brownfield Cleanup Agreement (BCA) #C932138-03-10 executed between GMCH and the NYSDEC on May 20, 2010 as amended by Amendment No. 1 dated June 18, 2014 and the IRM Work Plan (Haley & Aldrich 2012), approved by the NYSDEC in December 2012. The SSD system for Building 10 was completed as a conversion of the existing Soil Vapor Extraction (SVE) / SSD system to an SSD system only operation on 8 September 2016 in accordance with the Building 10 SVE/SSD System – SSD Conversion Activities Notification (Haley & Aldrich 2016) approved by the NYSDEC in July 2016.

H & A of New York Engineering and Geology, LLP (HANY E&G) has prepared this Progress Report which summarizes the SSD System Operations, Maintenance and Monitoring (OM&M) activities for the operating period 23 April 2019 through 22 April 2020, completed in accordance with the Operation and Maintenance Plan contained in the NYSDEC approved Site Management Plan (Haley & Aldrich 2016).

1.1 SSD SYSTEM OBJECTIVES

The objective of the SSD system within Buildings 7, 7A, 8 and 10 is to operate on a continuous basis to mitigate the potential for volatile organic compound (VOC)-impacted soil vapors to affect the indoor air (IA) quality. This objective is achieved by creating a negative pressure differential between the interior of the building and the subsurface beneath the facility floor slab to induce transport of vapor-phase contaminants through a series of soil vapor collection (suction) pits, and transfer via interconnected piping, for discharge to the atmosphere at the exterior of the buildings.

2. SSD System Operations, Maintenance & Monitoring (OM&M) Activities

During the operating period 23 April 2019 through 22 April 2020, the following OM&M activities were completed for the SSD System:

- Monthly suction pit data collection, triannual (3 times per year) blower systems operating data collection and blower effluent PID field screening measurements for the Buildings 7, 7A, and 8 SSD Systems, and triannual sub-slab vacuum monitoring point (SMPs – Buildings 7, 7A, 8) data collection from April 2019 through February 2020[1]. Tables I and II provide a summary of the triannual SSD Systems data collected during the monitoring period;
- Collected the 2020 annual SSD System blower effluent vapor sampling from blowers in Buildings 7, 7A, and 8. The 2020 annual projected SSD System emissions rates, Potential-to-Emit (PTE), and laboratory analytical report are provided in Appendix A of this SSD report; and
- SSD System performance sampling events in July 2019 and November 2019 for Building 10[2], and in February 2020 for Buildings 7, 7A, 8 and 10. The results of the sampling events, consisting of indoor air (IA) sampling, are provided in Appendix B of this SSD report and a tabulated summary for the sampling for the target site contaminants are provided in Table 2 of the PRR.

2.1 SSDS OPERATIONS SUMMARY

As summarized in Table I the Building 7-7A-8 SSD System blowers/ pits operated on a full-time basis, blower 8-3 in Building 8, exhibited slightly reduced uptime, based on the conditions noted in Table I.

2.2 SSD SYSTEM EMISSIONS SUMMARY

Review of the data from the February 2020 vapor sampling event and comparison to previously completed emissions sampling, indicate a continuing declining to steady trend in the annual SSD System emissions rate, a summary of the PTE data from 2014-2020 is summarized below.

[1] The GMCH Lockport facility, in response to the national Covid-19 outbreak, and in alignment with national and New York State initiatives, temporarily ceased manufacturing operations at the plant from 21 March 2020 through 3 May 2020 and did not allow entrance to the Site and Site buildings for non-essential purposes. In June 2020 the Lockport facility allowed non-GMCH personnel access to the Site and Haley & Aldrich conducted a review of the SSDS suction pits which indicated that all blowers in Buildings 7, 7A, and 8 were operating.

[2] Based on current conditions and as summarized in the Site Management Period Review Report and IC/EC Certification Submittal – Number 2 Reporting Period: 23 April 2018 – 22 April 2019 (Haley & Aldrich June 2019), (PRR) the Building 10 SSD blower remains off-line. As previously reported, IA sampling results collected in Building 10 in March 2017 and March 2018 when the SSD blower system was operational and was compared to the IA sampling results collected in April 2019 when the SSD system off-line. The analytical results suggested that operation of the SSD system may have negligible effectiveness relative to IA quality based on the decreasing concentration trends for cis-1,2-DCE, carbon tetrachloride, TCE, and PCE. In the above referenced 2018-2019 PRR, quarterly IA samples within Building 10 were recommended as a contingency measure to the SSD system operation for the above target site contaminants.

Year	PTE (tons/year	Sampling Date
2014	0.40	July 2014
2015	0.32	January & April 2015
2016	0.29	January & February 2016
2017	0.23	January 2017
2018	0.18	January 2018
2019	0.23	April 2019
2020	0.13	February 2020

PTE Notes:

1. Data for July 2014 was one-year post startup for the Building 7, 7A, and 8 SSD System.
2. Data for years 2014 – 2016 is for Buildings 7, 7A, and 8 SSD only, during this period Building 10 was being operated as a combination SVE / SSD.
3. Data for years 2017-2019 is for the Buildings 7, 7A, 8 and 10 SSD System.
4. Data for year 2020 is for the Buildings 7, 7A, and 8 SSD System.

2.3 SUB-SLAB VACUUM INFLUENCE ASSESSMENT

Based on review of the operating data summarized in Table II for Buildings 7, 7A, and 8 the sub-slab vacuum influence data suggests comparable trends to the conditions presented in the SSDS – Buildings 7, 7A, 8 April 2016 – December 2016 Progress Report (Haley & Aldrich 2017), the Site Management Plan (Haley & Aldrich 2016) and Site Management Period Review Report and IC/EC Certification Submittal – Number 1 (Haley & Aldrich 2018), and the Site Management Period Review Report and IC/EC Certification Submittal – Number 2 (Haley & Aldrich 2019). These data also indicate that instantaneous vacuum readings collected during the quarterly monitoring events in some of the pressure field perimeter SMP/VMPs, fluctuated from at/above to below the target differential pressure of 0.002 inches water column (W.C.).

These observations suggest that the variability in the vacuum readings may be due to changes in Plant operations, or changes in seasonal building HVAC operations (i.e. more negative pressure in the indoor space during the heating season).

2.4 INDOOR AIR SYSTEM PERFORMANCE SAMPLING

To assess the potential effects of variable vacuum influence conditions in Buildings 7, 7A, and 8, as referenced above in Section 2.3, and assessment of Building 10 conditions, indoor air (IA) sampling events were conducted in July 2019 and November 2019 in Building 10 and in February 2020 in Buildings 7, 7A, 8 and 10. IA sampling was completed in accordance with the Site Management Plan and the samples were collected from areas proximal to existing SMP/VMP points that have exhibited periodic sub-slab vacuum reading fluctuations and consistent with IA sample locations from the April 2019 IA sampling event. A summary of the IA sample locations proximal to SMP/VMPs for the July 2019 – February 2020 sampling events are as follows (Note: please refer to Figures 1 through 5 for the Outdoor Air and IA sample locations associated with the Buildings 7, 7A, 8 and 10):

Building 7

(7-West)

- 7W-IA-1 – SMP-7W-13
- 7W-IA-2 – SMP-7W-12B
- 7W-IA-3 – SMP-7W-11A
- 7W-IA-4 – SMP-7W-5A
- 7W-IA-5 – SMP-7W-2A

(7-East)

7E-IA-1 – SMP-7E-7A

7E-IA-2 – SMP-7E-1

Building 7A

- 7A-IA-1 – SMP-7A-9
- 7A-IA-2 – SMP-7A-12

Building 8

- 8A-IA-1 – SMP-B8-4
- 8A-IA-2 – SMP-B8-9A

Building 10

- 10-IA-1 – proximal to west side exterior of SSD equipment enclosure
- 10-IA-2 – VMP-5A

A results summary data table is provided in Table 2 of this PRR for the sampling events conducted between July 2019 and February 2020. Refer to Appendix B of this SSD report for a summary of sampling activities, field notes, facility product inventory list observed in the sampling areas collected during the February 2020 sampling event and laboratory analytical reports.

References

1. Haley & Aldrich of New York, (2012). "Sub Slab Depressurization Systems Pilot Testing Report – Interim Remedial Measures (IRM) Work Plan, BCP Sites #C932138/C932139, 200 Upper Mountain Road, Lockport, NY", November 2012.

2. New York State Department of Environmental Conservation, (2014) Brownfield Cleanup Agreement, dated 14 June 2014 Consolidated Site #932138, Buildings 7, 8 and 10.

3. Haley & Aldrich of New York, (2016). "Site Management Plan, BCP Site #C932138, GM Components Holdings, LLC (GMCH), 200 Upper Mountain Road, Lockport, New York", November 2016.

4. Haley & Aldrich of New York, (2017). "Sub-Slab Depressurization Systems Performance Sampling Plan, GMCH Lockport BCP Site #C932138, 200 Upper Mountain Road, Lockport, New York", 15 March 2017.

5. Haley & Aldrich of New York, (2017). "Summary of Sub-Slab Depressurization System Performance Results, GMCH Lockport Facility, 200 Upper Mountain Road, Lockport, New York, BCP Site #C932138, 22-24 March 2017", 21 July 2017.

6. Haley & Aldrich of New York, (2018). "Site Management Periodic Review Report and IC/EC Certification Submittal – Number 1, Reporting Period: 22 December 2016 – 22 April 2018, BCP Site #C932138, GM Components Holdings, LLC, 200 Upper Mountain Road, Lockport, New York" May 2018.

7. Haley & Aldrich of New York, (2019). "Site Management Periodic Review Report and IC/EC Certification Submittal – Number 2, Reporting Period: 23 April 2018 – 22 April 2019, BCP Site #C932138, GM Components Holdings, LLC, 200 Upper Mountain Road, Lockport, New York" June 2019.

TABLES
(see consolidated Tables I and II)

FIGURES
SSDS Operations Report

HALEY ALDRICH

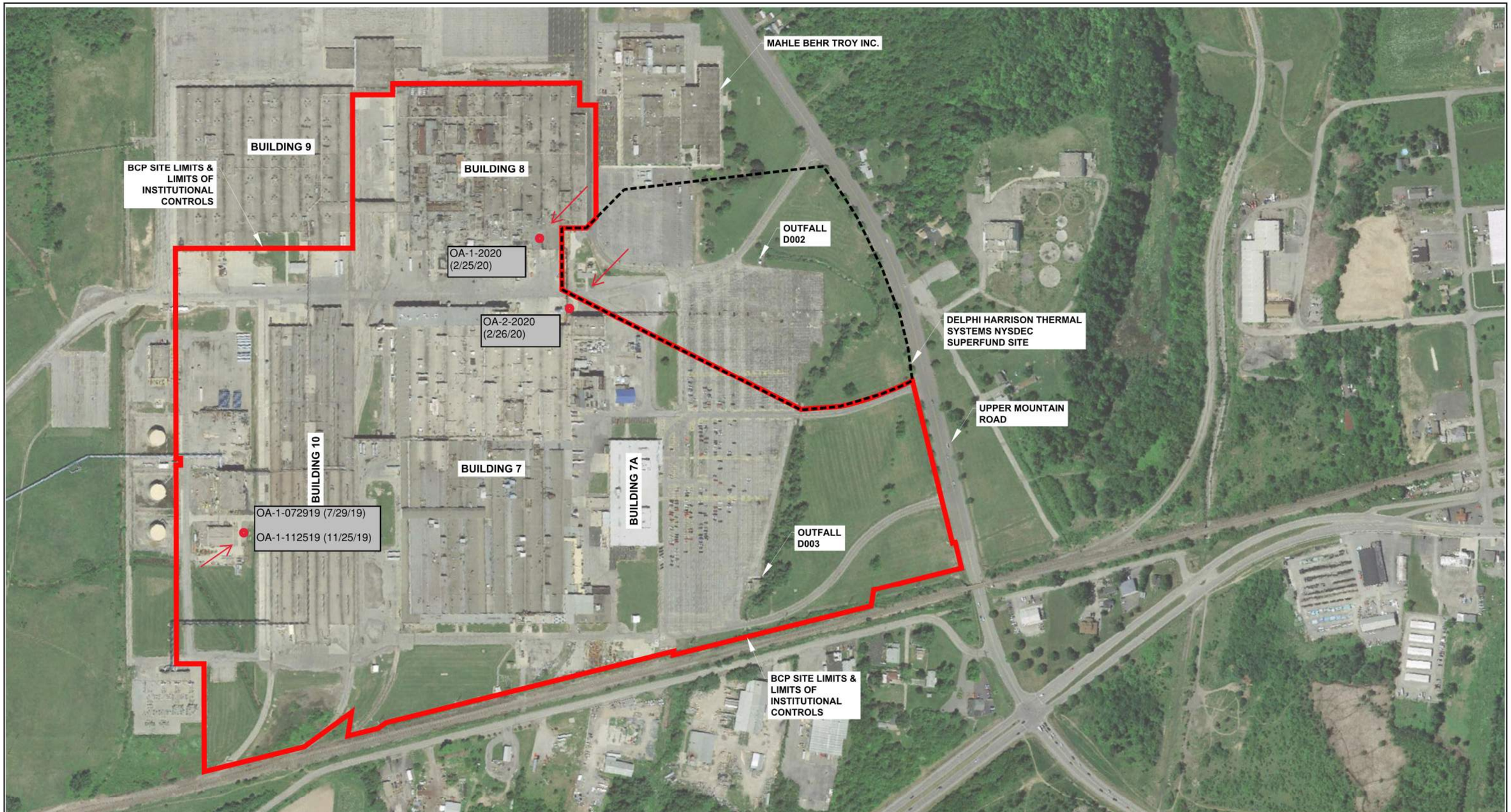

NOTES

1. THE BACKGROUND AND SITE FEATURES SHOWN IN THIS FIGURE ARE BASED ON FIGURE 2 CONTAINED IN THE SITE MANAGEMENT PLAN (NOVEMBER 2016).
2. OUTDOOR AIR (OA) SAMPLING LOCATIONS WITH SAMPLE ID AND DATE COLLECTED DURING THE JULY 2019, NOVEMBER 2019, AND FEBRUARY 2020 SUB-SLAB DEPRESSURIZATION SYSTEM PERFORMANCE SAMPLING EVENT.
3. PREDOMINANT WIND DIRECTION OBSERVED DURING THE OA SAMPLING.

N

0 400 800
SCALE IN FEET

HALEY ALDRICH

GM COMPONENTS HOLDINGS, LLC
LOCKPORT FACILITY
200 UPPER MOUNTAIN ROAD LOCKPORT, NEW YORK

OUTDOOR AIR SAMPLING LOCATIONS - JULY 2019, NOVEMBER 2019, FEBRUARY 2020

SCALE: AS SHOWN
JULY 2020

FIGURE 1

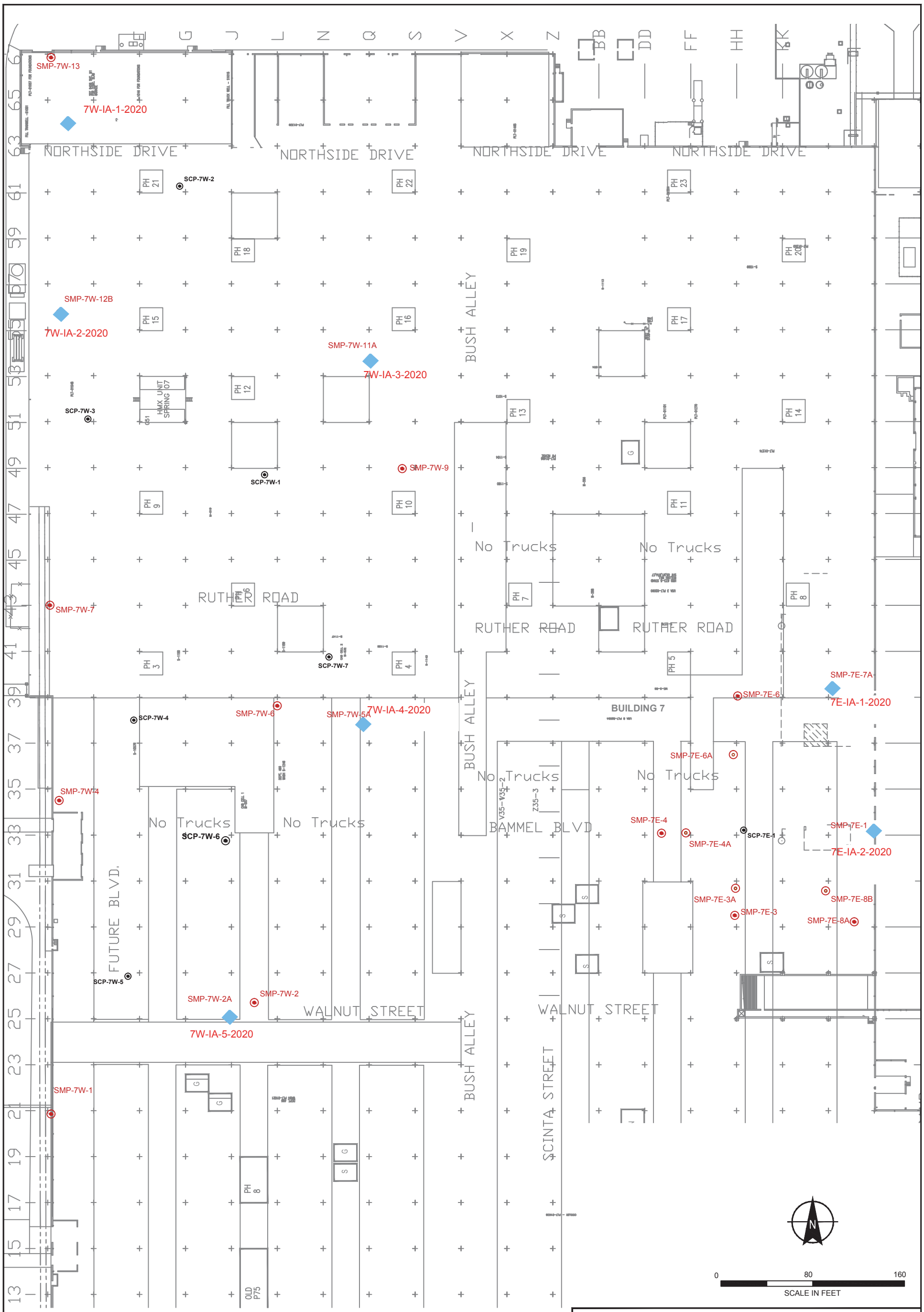

LEGEND

7W-IA-1-2020 INDOOR AIR SAMPLE LOCATION

SMP-7W-1 SUB-SLAB MONITORING POINT

SCP-7W-1 SUB-SLAB SUCTION PIT

NOTE

ALL LOCATIONS AND DIMENSIONS ARE APPROXIMATE.

HALEY ALDRICH

GM COMPONENTS HOLDINGS, LLC
LOCKPORT FACILITY - 200 UPPER MOUNTAIN ROAD
LOCKPORT, NEW YORK

BLDG. 7 - SSDS SUCTION PITS, SUB-SLAB MONITORING POINTS & INDOOR AIR VAPOR SAMPLING LOCATIONS - FEBRUARY 2020

SCALE: AS SHOWN
JULY 2020

FIGURE 2

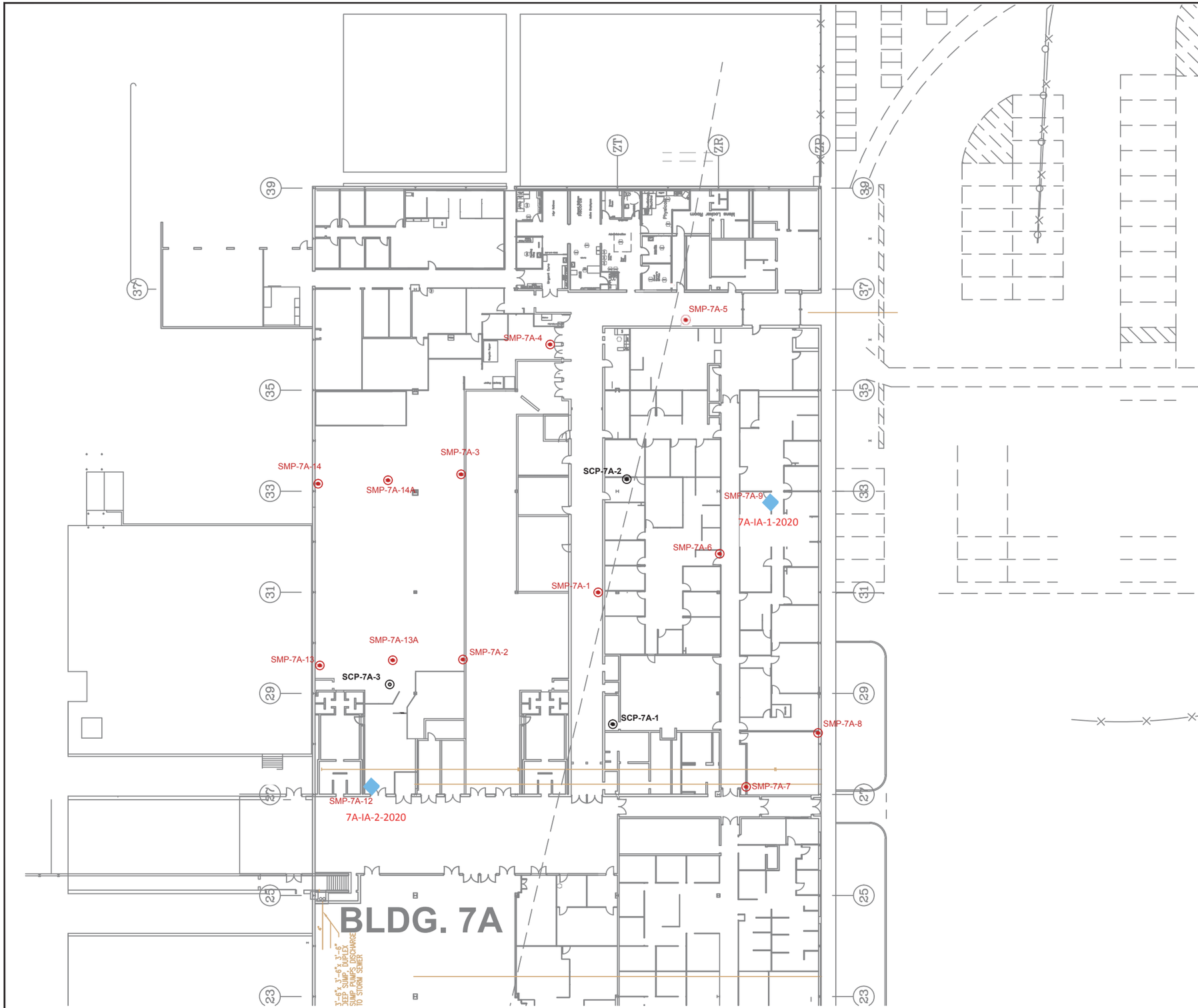

LEGEND

SMP-7A-2 SUB-SLAB MONITORING POINT

SCP-7A-2 SUB-SLAB SUCTION PIT

7A-IA-1-2020 INDOOR AIR SAMPLE LOCATION

NOTE

ALL LOCATIONS AND DIMENSIONS ARE APPROXIMATE.

N

0 40 80

SCALE IN FEET

HALEY ALDRICH

GM COMPONENTS HOLDINGS, LLC
LOCKPORT FACILITY - 200 UPPER MOUNTAIN ROAD
LOCKPORT, NEW YORK

BLDG. 7A SSDS SUCTION PITS, SUB-SLAB MONITORING POINTS & INDOOR AIR VAPOR SAMPLING LOCATIONS - FEBRUARY 2020

SCALE: AS SHOWN
JULY 2020

FIGURE 3

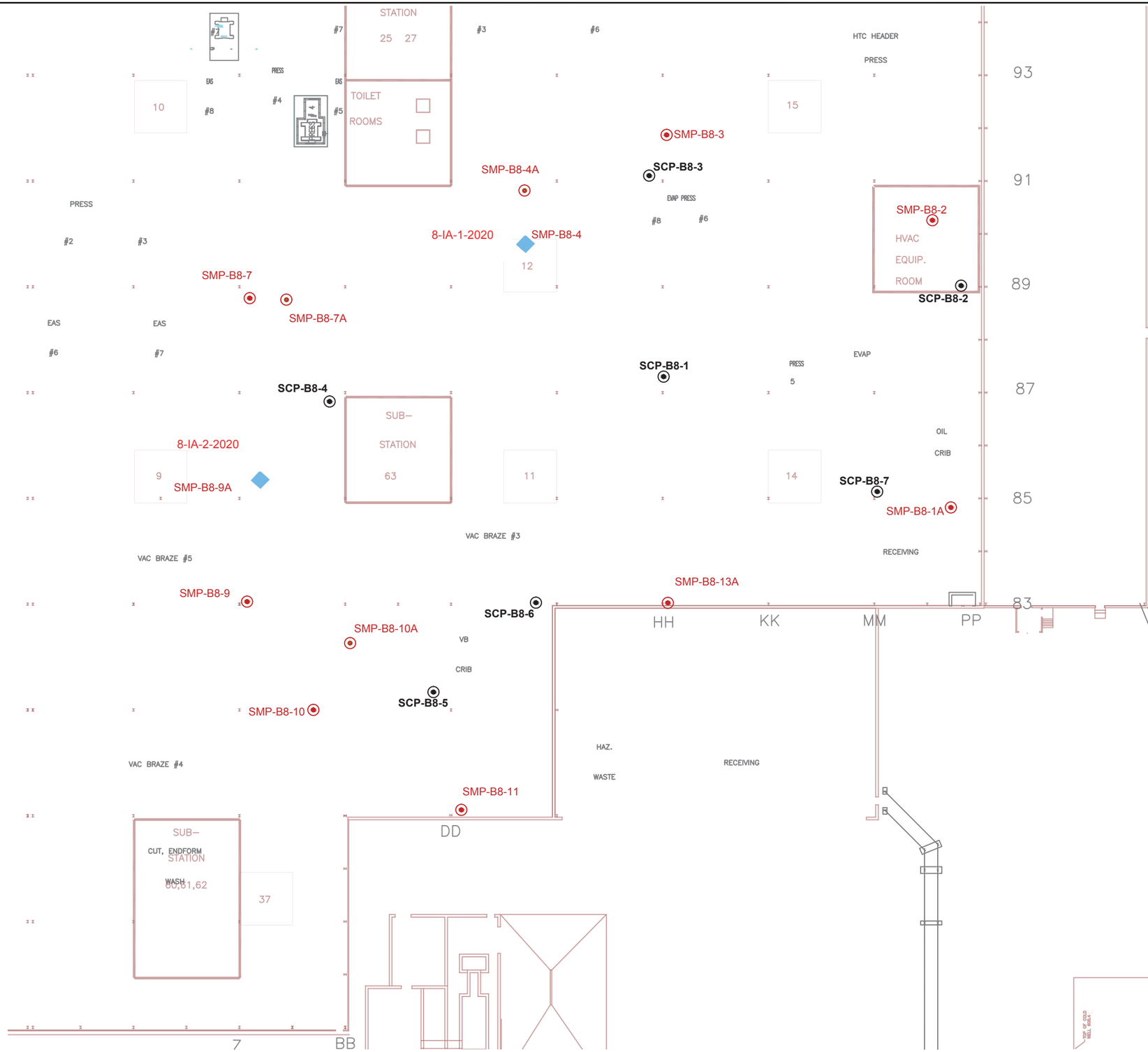

LEGEND

SMP-B8-11 SUB-SLAB MONITORING POINT

SCP-B8-5 SUB SLAB SUCTION PIT

8-IA-1-2020 INDOOR AIR SAMPLE LOCATION

N

0 40 80

SCALE IN FEET

HALEY ALDRICH

GM COMPONENTS HOLDINGS, LLC
LOCKPORT FACILITY - 200 UPPER MOUNTAIN ROAD
LOCKPORT, NEW YORK

BLDG. 8 - SSDS SUCTION PITS, SUB-SLAB MONITORING POINTS & INDOOR AIR VAPOR SAMPLING LOCATIONS - FEBRUARY 2020

SCALE: AS SHOWN
JULY 2020

FIGURE 4

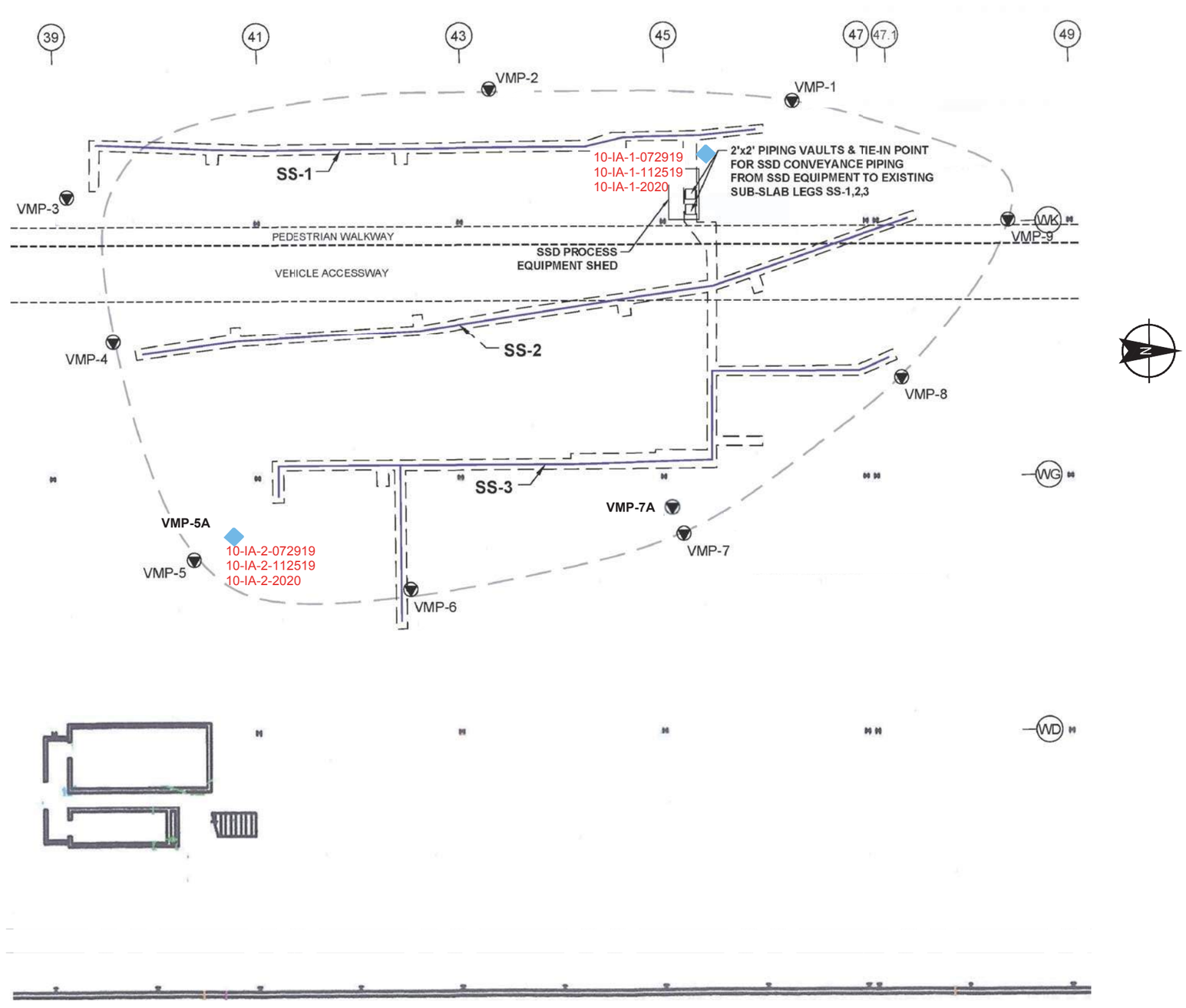

LEGEND

APPROXIMATE LOCATION OF TRENCHES INSTALLED BENEATH CONCRETE SLAB FOR FORMER SVE AND CURRENT SSD PIPING

SS-1 SUB-SLAB LEG-1

VMP-1 APPROXIMATE LOCATION AND DESIGNATION OF VACUUM MONITORING POINT

10-IA-1-2020 INDOOR AIR SAMPLE LOCATION

NOTES

1. THIS FIGURE IS BASED ON A PDF IMAGE ENTITLED "BUILDING 10 SSD SYSTEM OPERATION MAINTENANCE AND MONITORING PLAN" DATED AUGUST 2015 FROM GZA GEOENVIRONMENTAL OF N.Y.
2. THE SIZE AND LOCATION OF EXISTING SITE FEATURES SHOULD BE CONSIDERED APPROXIMATE.

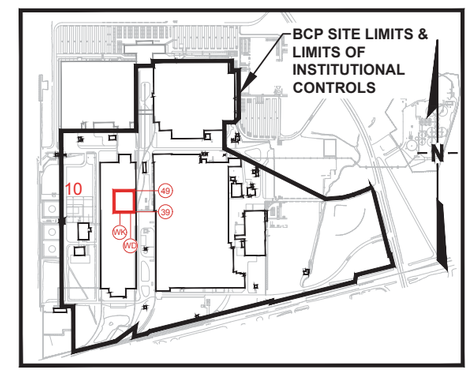

SITE KEY
NOT TO SCALE

0 24 48
SCALE IN FEET

HALEY ALDRICH

GM COMPONENTS HOLDINGS, LLC
LOCKPORT FACILITY - 200 UPPER MOUNTAIN ROAD
LOCKPORT, NEW YORK

BLDG. 10 - SSDS TRENCH LEGS, SUB-SLAB MONITORING POINTS & INDOOR AIR VAPOR SAMPLING LOCATIONS - JULY 2019, NOVEMBER 2019, FEBRUARY 2020

SCALE: AS SHOWN
JULY 2020

FIGURE 5

APPENDIX A
2020 Projected SSDS Emissions Summary

Sub-Slab Depressurization System - Projected Annual Emissions 2020
GMCH Lockport - BCP Site #932138
SSDS Blower Effluent Samples Collected: 2/25/20
SSDS Operations - 23 April 2019 - 22 April 2020

Suction Pit / System Location	Analyte	Vapor Phase Concentration (mg/m3) *A*	Vapor Flow Rate (CFM) *B*	HAPs Potential to Emit (lb/yr) *C*	HAPs Potential to Emit (ton/yr) *D*	Field PID Reading (PPM)
Bldg 7A SCP-1/3	cis-1,2-Dichloroethene	0.2	46	0.3	0.0002	3.7
	Tetrachloroethene*	15		22.6	0.011	
	Trichloroethene*	4.2		6.3	0.003	
	Vinyl chloride*	0.034 J**		0.0	0.000	
	Total HAPs	19.4		29.3	0.015	
Bldg 7E SCP-1	1,1-Dichloroethene	0.0028 J**	111	0.01	0.00001	5.8
	Chloroform*	0.008 J**		0.03	0.00001	
	cis-1,2-Dichloroethene	0.83		3.02	0.002	
	Tetrachloroethene*	0.73		2.66	0.001	
	trans-1,2-Dichloroethene	0.0063 J**		0.0	0.000	
	Trichloroethene*	0.89		3.2	0.002	
	Vinyl chloride*	0.057		0.2	0.0001	
	Total HAPs	2.52		9.2	0.0046	
Bldg 8 SCP-3	cis-1,2-Dichloroethene	2.9	46	4.4	0.0022	25.4
	Methylene Chloride	1.3 J**		1.96	0.0010	
	Trichloroethene*	65.5		98.9	0.0494	
	Vinyl chloride*	1.03 J**		1.55	0.0008	
	Total HAPs	70.73		106.8	0.053	
Bldg 10 SSDS***	No Sample Collected	NA	NA	NA	NA	NA
	Total HAPs	NA		NA	NA	

* - hazardous air pollutant (HAP)
** J - value parameter detected but the concentration is an estimated value
*** - as indicated in Section 2 of SSDS Progress Report, the Building 10 SSD system was off-line during the operational reporting period, therefore an emissions vapor sample was not collected.

Conversion equation: $A\,\frac{mg}{m^3} \times \frac{1\,lb}{453{,}592.37\,mg} \times B\,\frac{ft^3}{min} \times \frac{m^3}{35.31\,ft^3} \times \frac{525{,}600\,min}{1\,yr} = C\,\frac{lb}{yr}$

mg/m^3 micro-grams per cubic meter

Location	Suction Pit Number	Flow (SCFM)	PID (PPMV)	PTE Lb/yr	PTE tons/yr
Bldg 7W	1	99	4.4	14.3	0.0071
	2	97	2.4	7.6	0.0038
	3	97	2.7	8.6	0.0043
	4	108	3.7	13.1	0.0066
	5	71	4.8	11.2	0.0056
	6	86	3.6	10.2	0.0051
	7	92	2.1	6.3	0.0032
Bldg 7A	2	46	0.5	0.8	0.0004
Bldg 8	1	46	1.2	1.8	0.0009
	2	80	1.2	3.2	0.0016
	4	75	0.6	1.5	0.0007
	5	46	1.0	1.5	0.0008
	6	91	11.4	34.0	0.0170
	7	46	0.8	1.2	0.0006

Total Lb/yr	**115.3**
Total PTE tons/yr	**0.058**

HAPs Potential to Emit(ton/yr)D Updated projection	
Bldg 7A SCP-1/3	0.015
Bldg 7E SCP-1	0.005
Bldg 8 SCP-3	0.053
Remaining 14 Units in Bldg 7,7A,8****	0.058
Bldg 10 SSD	NA
TOTAL ESTIMATED PTE	**0.13**

(**** calculated highest blower flow rates and PID readings estimated to equal mg/m3, during data collection period)

Air Guide -1 Review
Area Source Method - SSDS Operations - 23 April 2019 - 22 April 2020
GMCH - Lockport Facility - BCP Site #932138

Bldg No: 7, 7A, 8
Project No.: 127784-102

s - Bldg side length (ft) - Bldg 7A 500 (Assumes area source is a square)

Contaminant	Q (lb/hr)	Q_a (lb/yr)	C_a (ug/m^3)	C_p (ug/m^3)	AGC (ug/m^3)	C_{st} (ug/m^3)	SGC (ug/m^3)
Bldg 7A SCP-1/3							
cis, 1-2 dichloroethene	0.00003	0.30	0.0002	0.0003	63.0	0.01	NGV
tetrachloroethene	0.0026	22.64	0.0173	0.024	4.0	0.60	300
trichloroethene	0.0007	6.3	0.007	0.007	0.2	0.17	20
vinyl chloride	0.0000	0.00	0.000	0.000	0.11	0.00	180000

s - Bldg side length (ft) - Bldg 7 600 (Assumes 600 ft for conservative value) (Bldg is ~600' x1200')

Bldg 7E SCP-1							
1,1-Dichloroethene	0.000	0.01	0.00001	0.00001	0.63	0.00	NGV
Chloroform	0.000	0.03	0.00002	0.00002	0.043	0.00	150
cis-1,2-Dichloroethene	0.00035	3.02	0.0023	0.0023	63	0.06	NGV
Tetrachloroethene	0.00030	2.66	0.0020	0.0020	4.0	0.05	300
trans-1,2-Dichloroethene	0.000003	0.02	0.00002	0.00002	63	0.00	NGV
Trichloroethene	0.00037	3.24	0.0025	0.0025	0.2	0.06	20
Vinyl chloride	0.00002	0.21	0.0002	0.0002	0.11	0.00	180000

s - Bldg side length (ft) - Bldg 8 600 (Assumes area source is a square)

Bldg 8 SCP-3							
cis, 1-2 dichloroethene	0.00050	4.38	0.0033	0.0033	63.0	0.08	NGV
Methylene Chloride	0.00022	1.96	0.0015	0.0015	2.1	0.04	14000
trichloroethene	0.011	98.88	0.08	0.08	0.2	1.89	20
vinyl chloride	0.00018	1.55	0.0012	0.0012	0.11	0.03	180000

Assumptions
Method used to determine the maximum overall actual annual, potential annual, and short term impacts from an area source.

Calculations
Maximum Actual Annual Impact (C_a): C_a (ug/m^3) = $(76.6*Q_a)/(s^{1.8})$
Maximum Potential Annual Impact (C_p): C_p (ug/m^3) = $(670600*Q)/(s^{1.8})$
Maximum Short Term Impact (C_{st}): C_{st} (ug/m^3) = C_p * 25

Q: Hourly Emissions (lbs/hr)
Q_a: Annual Emissions Rate (lbs/yr)
s: Building Side Dimension (feet)
SGC: Short-Term Guidance Concentrations - Guidance Values - July 2016
AGC: Annual Guidance Concentrations - Guidance Valves - July 2016
NGV: No Guidance Value
ug/m^3 micro-grams per cubic meter

eurofins | Environment Testing TestAmerica

ANALYTICAL REPORT

Eurofins TestAmerica, Knoxville
5815 Middlebrook Pike
Knoxville, TN 37921
Tel: (865)291-3000

Laboratory Job ID: 140-18357-1
Client Project/Site: 058507, GM-Lockport, 256040

For:
GHD Services Inc.
2055 Niagara Falls Blvd., Suite 3
Niagara Falls, New York 14304

Attn: Kathleen Willy

Denise D Heckler

Authorized for release by:
3/9/2020 2:03:49 PM

Denise Heckler, Project Manager II
(330)966-9477
denise.heckler@testamericainc.com

LINKS

Review your project results through TotalAccess

Have a Question? Ask The Expert

Visit us at: www.testamericainc.com

The test results in this report meet all 2003 NELAC and 2009 TNI requirements for accredited parameters, exceptions are noted in this report. This report may not be reproduced except in full, and with written approval from the laboratory. For questions please contact the Project Manager at the e-mail address or telephone number listed on this page.

This report has been electronically signed and authorized by the signatory. Electronic signature is intended to be the legally binding equivalent of a traditionally handwritten signature.

Results relate only to the items tested and the sample(s) as received by the laboratory.

Table of Contents

Cover Page 1
Table of Contents 2
Definitions/Glossary 3
Case Narrative 4
Detection Summary 5
Client Sample Results 6
Default Detection Limits 8
Surrogate Summary 9
QC Sample Results 10
QC Association Summary 11
Lab Chronicle 12
Certification Summary 13
Method Summary 14
Sample Summary 15
Chain of Custody 16
Air Canister Dilution 18

Definitions/Glossary

Client: GHD Services Inc.
Project/Site: 058507, GM-Lockport, 256040

Job ID: 140-18357-1

Qualifiers

Air - GC/MS VOA

Qualifier	Qualifier Description
J	Result is less than the RL but greater than or equal to the MDL and the concentration is an approximate value.

Glossary

Abbreviation	These commonly used abbreviations may or may not be present in this report.
¤	Listed under the "D" column to designate that the result is reported on a dry weight basis
%R	Percent Recovery
CFL	Contains Free Liquid
CNF	Contains No Free Liquid
DER	Duplicate Error Ratio (normalized absolute difference)
Dil Fac	Dilution Factor
DL	Detection Limit (DoD/DOE)
DL, RA, RE, IN	Indicates a Dilution, Re-analysis, Re-extraction, or additional Initial metals/anion analysis of the sample
DLC	Decision Level Concentration (Radiochemistry)
EDL	Estimated Detection Limit (Dioxin)
LOD	Limit of Detection (DoD/DOE)
LOQ	Limit of Quantitation (DoD/DOE)
MDA	Minimum Detectable Activity (Radiochemistry)
MDC	Minimum Detectable Concentration (Radiochemistry)
MDL	Method Detection Limit
ML	Minimum Level (Dioxin)
NC	Not Calculated
ND	Not Detected at the reporting limit (or MDL or EDL if shown)
PQL	Practical Quantitation Limit
QC	Quality Control
RER	Relative Error Ratio (Radiochemistry)
RL	Reporting Limit or Requested Limit (Radiochemistry)
RPD	Relative Percent Difference, a measure of the relative difference between two points
TEF	Toxicity Equivalent Factor (Dioxin)
TEQ	Toxicity Equivalent Quotient (Dioxin)

Job ID: 140-18357-1

Laboratory: Eurofins TestAmerica, Knoxville

Narrative

Job Narrative
140-18357-1

Comments
No additional comments.

Receipt
The samples were received on 2/25/2020 10:10 AM; the samples arrived in good condition.

Air - GC/MS VOA
Methods TO 14A, TO-14A, TO-14A Low: EPA methods TO-14A and TO-15 specify the use of humidified “zero air” as the blank reagent for canister cleaning, instrument calibration and sample analysis. Ultra-high purity humidified nitrogen from a cryogenic reservoir is used in place of “zero air” by Eurofins TestAmerica Knoxville.

EPA methods TO-14 and TO-14A specify that the relative accuracy of the field sampler or sample delivery system must meet 90-110% for a standard at 8 ppb(v/v). The laboratory control sample (LCS) summary data in this report is evaluated against alternate acceptance criteria based on the laboratory procedure for methods TO-14 and TO-14A. Please refer to the LCS summary report for the actual observed recoveries and acceptance criteria for the LCS.

Method Air Transfer: The following samples were received in air sample bags: 8-3-022420 (140-18357-1), 7A-1/3-022420 (140-18357-2) and 7E-1-022420 (140-18357-3). In order to extend the holding times, these samples were transferred from the air sample bags into Summa canisters.

No additional analytical or quality issues were noted, other than those described above or in the Definitions/Glossary page.

Detection Summary

Client: GHD Services Inc.
Project/Site: 058507, GM-Lockport, 256040

Job ID: 140-18357-1

Client Sample ID: 8-3-022420 — Lab Sample ID: 140-18357-1

Analyte	Result	Qualifier	RL	MDL	Unit	Dil Fac	D	Method	Prep Type
cis-1,2-Dichloroethene	2900		680	200	ug/m3	128.16		TO-14A	Total/NA
Methylene Chloride	1300	J	3000	950	ug/m3	128.16		TO-14A	Total/NA
Trichloroethene	44000		920	170	ug/m3	128.16		TO-14A	Total/NA
Vinyl chloride	330	J	870	160	ug/m3	128.16		TO-14A	Total/NA
1,2-Dichloroethene, Total	2900		1400	170	ug/m3	128.16		TO-14A	Total/NA

Client Sample ID: 7A-1/3-022420 — Lab Sample ID: 140-18357-2

Analyte	Result	Qualifier	RL	MDL	Unit	Dil Fac	D	Method	Prep Type
cis-1,2-Dichloroethene	200		130	38	ug/m3	32.04		TO-14A	Total/NA
Tetrachloroethene	15000		220	43	ug/m3	32.04		TO-14A	Total/NA
Trichloroethene	4200		170	31	ug/m3	32.04		TO-14A	Total/NA
Vinyl chloride	34	J	160	29	ug/m3	32.04		TO-14A	Total/NA
1,2-Dichloroethene, Total	200	J	250	32	ug/m3	32.04		TO-14A	Total/NA

Client Sample ID: 7E-1-022420 — Lab Sample ID: 140-18357-3

Analyte	Result	Qualifier	RL	MDL	Unit	Dil Fac	D	Method	Prep Type
1,1-Dichloroethene	2.8	J	16	2.7	ug/m3	5.14		TO-14A	Total/NA
Chloroform	8.0	J	20	3.7	ug/m3	5.14		TO-14A	Total/NA
cis-1,2-Dichloroethene	830		16	4.8	ug/m3	5.14		TO-14A	Total/NA
Tetrachloroethene	730		27	5.4	ug/m3	5.14		TO-14A	Total/NA
trans-1,2-Dichloroethene	6.3	J	16	4.0	ug/m3	5.14		TO-14A	Total/NA
Trichloroethene	890		21	3.9	ug/m3	5.14		TO-14A	Total/NA
Vinyl chloride	57		20	3.6	ug/m3	5.14		TO-14A	Total/NA
1,2-Dichloroethene, Total	840		32	4.0	ug/m3	5.14		TO-14A	Total/NA

This Detection Summary does not include radiochemical test results.

Client Sample Results

Client: GHD Services Inc.
Project/Site: 058507, GM-Lockport, 256040

Job ID: 140-18357-1

Client Sample ID: 8-3-022420

Lab Sample ID: 140-18357-1

Date Collected: 02/24/20 11:25
Matrix: Air
Date Received: 02/25/20 10:10
Sample Container: Air Sample Bag - 1 L

Method: TO-14A - Volatile Organic Compounds in Ambient Air

Analyte	Result	Qualifier	RL	MDL	Unit	D	Prepared	Analyzed	Dil Fac
1,1,1-Trichloroethane	ND		930	140	ug/m3		02/25/20 15:07	02/28/20 16:57	128.16
1,1-Dichloroethane	ND		690	90	ug/m3		02/25/20 15:07	02/28/20 16:57	128.16
1,1-Dichloroethene	ND		680	120	ug/m3		02/25/20 15:07	02/28/20 16:57	128.16
1,2-Dichloroethane	ND		690	160	ug/m3		02/25/20 15:07	02/28/20 16:57	128.16
Benzene	ND		550	150	ug/m3		02/25/20 15:07	02/28/20 16:57	128.16
Carbon tetrachloride	ND		1100	200	ug/m3		02/25/20 15:07	02/28/20 16:57	128.16
Chloroform	ND		830	160	ug/m3		02/25/20 15:07	02/28/20 16:57	128.16
cis-1,2-Dichloroethene	**2900**		680	200	ug/m3		02/25/20 15:07	02/28/20 16:57	128.16
Methylene Chloride	**1300**	**J**	3000	950	ug/m3		02/25/20 15:07	02/28/20 16:57	128.16
Tetrachloroethene	ND		1200	230	ug/m3		02/25/20 15:07	02/28/20 16:57	128.16
trans-1,2-Dichloroethene	ND		680	170	ug/m3		02/25/20 15:07	02/28/20 16:57	128.16
Trichloroethene	**44000**		920	170	ug/m3		02/25/20 15:07	02/28/20 16:57	128.16
Vinyl chloride	**330**	**J**	870	160	ug/m3		02/25/20 15:07	02/28/20 16:57	128.16
1,2-Dichloroethene, Total	**2900**		1400	170	ug/m3		02/25/20 15:07	02/28/20 16:57	128.16

Surrogate	*%Recovery*	*Qualifier*	*Limits*	*Prepared*	*Analyzed*	*Dil Fac*
4-Bromofluorobenzene (Surr)	*98*		*60 - 140*	*02/25/20 15:07*	*02/28/20 16:57*	*128.16*

Client Sample ID: 7A-1/3-022420

Lab Sample ID: 140-18357-2

Date Collected: 02/24/20 09:57
Matrix: Air
Date Received: 02/25/20 10:10
Sample Container: Air Sample Bag - 1 L

Method: TO-14A - Volatile Organic Compounds in Ambient Air

Analyte	Result	Qualifier	RL	MDL	Unit	D	Prepared	Analyzed	Dil Fac
1,1,1-Trichloroethane	ND		170	26	ug/m3		02/25/20 15:07	02/28/20 17:49	32.04
1,1-Dichloroethane	ND		130	17	ug/m3		02/25/20 15:07	02/28/20 17:49	32.04
1,1-Dichloroethene	ND		130	22	ug/m3		02/25/20 15:07	02/28/20 17:49	32.04
1,2-Dichloroethane	ND		130	30	ug/m3		02/25/20 15:07	02/28/20 17:49	32.04
Benzene	ND		100	29	ug/m3		02/25/20 15:07	02/28/20 17:49	32.04
Carbon tetrachloride	ND		200	38	ug/m3		02/25/20 15:07	02/28/20 17:49	32.04
Chloroform	ND		160	30	ug/m3		02/25/20 15:07	02/28/20 17:49	32.04
cis-1,2-Dichloroethene	**200**		130	38	ug/m3		02/25/20 15:07	02/28/20 17:49	32.04
Methylene Chloride	ND		560	180	ug/m3		02/25/20 15:07	02/28/20 17:49	32.04
Tetrachloroethene	**15000**		220	43	ug/m3		02/25/20 15:07	02/28/20 17:49	32.04
trans-1,2-Dichloroethene	ND		130	32	ug/m3		02/25/20 15:07	02/28/20 17:49	32.04
Trichloroethene	**4200**		170	31	ug/m3		02/25/20 15:07	02/28/20 17:49	32.04
Vinyl chloride	**34**	**J**	160	29	ug/m3		02/25/20 15:07	02/28/20 17:49	32.04
1,2-Dichloroethene, Total	**200**	**J**	250	32	ug/m3		02/25/20 15:07	02/28/20 17:49	32.04

Surrogate	*%Recovery*	*Qualifier*	*Limits*	*Prepared*	*Analyzed*	*Dil Fac*
4-Bromofluorobenzene (Surr)	*99*		*60 - 140*	*02/25/20 15:07*	*02/28/20 17:49*	*32.04*

Client Sample Results

Client: GHD Services Inc.
Project/Site: 058507, GM-Lockport, 256040

Job ID: 140-18357-1

Client Sample ID: 7E-1-022420

Lab Sample ID: 140-18357-3

Date Collected: 02/24/20 12:58
Date Received: 02/25/20 10:10
Sample Container: Air Sample Bag - 1 L

Matrix: Air

Method: TO-14A - Volatile Organic Compounds in Ambient Air

Analyte	Result	Qualifier	RL	MDL	Unit	D	Prepared	Analyzed	Dil Fac
1,1,1-Trichloroethane	ND		22	3.3	ug/m3		02/25/20 15:07	02/28/20 18:41	5.14
1,1-Dichloroethane	ND		16	2.1	ug/m3		02/25/20 15:07	02/28/20 18:41	5.14
1,1-Dichloroethene	**2.8**	**J**	16	2.7	ug/m3		02/25/20 15:07	02/28/20 18:41	5.14
1,2-Dichloroethane	ND		16	3.8	ug/m3		02/25/20 15:07	02/28/20 18:41	5.14
Benzene	ND		13	3.6	ug/m3		02/25/20 15:07	02/28/20 18:41	5.14
Carbon tetrachloride	ND		25	4.8	ug/m3		02/25/20 15:07	02/28/20 18:41	5.14
Chloroform	**8.0**	**J**	20	3.7	ug/m3		02/25/20 15:07	02/28/20 18:41	5.14
cis-1,2-Dichloroethene	**830**		16	4.8	ug/m3		02/25/20 15:07	02/28/20 18:41	5.14
Methylene Chloride	ND		69	22	ug/m3		02/25/20 15:07	02/28/20 18:41	5.14
Tetrachloroethene	**730**		27	5.4	ug/m3		02/25/20 15:07	02/28/20 18:41	5.14
trans-1,2-Dichloroethene	**6.3**	**J**	16	4.0	ug/m3		02/25/20 15:07	02/28/20 18:41	5.14
Trichloroethene	**890**		21	3.9	ug/m3		02/25/20 15:07	02/28/20 18:41	5.14
Vinyl chloride	**57**		20	3.6	ug/m3		02/25/20 15:07	02/28/20 18:41	5.14
1,2-Dichloroethene, Total	**840**		32	4.0	ug/m3		02/25/20 15:07	02/28/20 18:41	5.14

Surrogate	*%Recovery*	*Qualifier*	*Limits*	*Prepared*	*Analyzed*	*Dil Fac*
4-Bromofluorobenzene (Surr)	*98*		*60 - 140*	*02/25/20 15:07*	*02/28/20 18:41*	*5.14*

Default Detection Limits

Client: GHD Services Inc.
Project/Site: 058507, GM-Lockport, 256040

Job ID: 140-18357-1

Method: TO-14A - Volatile Organic Compounds in Ambient Air

Prep: Air Transfer

Analyte	RL	MDL	Units
1,1,1-Trichloroethane	1.1	0.16	ug/m3
1,1-Dichloroethane	0.81	0.11	ug/m3
1,1-Dichloroethene	0.79	0.13	ug/m3
1,2-Dichloroethane	0.81	0.19	ug/m3
1,2-Dichloroethene, Total	1.6	0.20	ug/m3
Benzene	0.64	0.18	ug/m3
Carbon tetrachloride	1.3	0.24	ug/m3
Chloroform	0.98	0.19	ug/m3
cis-1,2-Dichloroethene	0.79	0.24	ug/m3
Methylene Chloride	3.5	1.1	ug/m3
Tetrachloroethene	1.4	0.27	ug/m3
trans-1,2-Dichloroethene	0.79	0.20	ug/m3
Trichloroethene	1.1	0.19	ug/m3
Vinyl chloride	1.0	0.18	ug/m3

Surrogate Summary

Client: GHD Services Inc.
Project/Site: 058507, GM-Lockport, 256040

Job ID: 140-18357-1

Method: TO-14A - Volatile Organic Compounds in Ambient Air

Matrix: Air **Prep Type: Total/NA**

		Percent Surrogate Recovery (Acceptance Limits)							
Lab Sample ID	**Client Sample ID**	**BFB (60-140)**							
140-18357-1	8-3-022420	98							
140-18357-2	7A-1/3-022420	99							
140-18357-3	7E-1-022420	98							
LCS 140-37930/1002	Lab Control Sample	117							
MB 140-37930/5	Method Blank	103							

Surrogate Legend

BFB = 4-Bromofluorobenzene (Surr)

QC Sample Results

Client: GHD Services Inc.
Project/Site: 058507, GM-Lockport, 256040

Job ID: 140-18357-1

Method: TO-14A - Volatile Organic Compounds in Ambient Air

Lab Sample ID: MB 140-37930/5
Matrix: Air
Analysis Batch: 37930

Client Sample ID: Method Blank
Prep Type: Total/NA

Analyte	MB Result	MB Qualifier	RL	MDL	Unit	D	Prepared	Analyzed	Dil Fac
1,1,1-Trichloroethane	ND		1.1	0.16	ug/m3			02/28/20 10:20	1
1,1-Dichloroethane	ND		0.81	0.11	ug/m3			02/28/20 10:20	1
1,1-Dichloroethene	ND		0.79	0.13	ug/m3			02/28/20 10:20	1
1,2-Dichloroethane	ND		0.81	0.19	ug/m3			02/28/20 10:20	1
Benzene	ND		0.64	0.18	ug/m3			02/28/20 10:20	1
Carbon tetrachloride	ND		1.3	0.24	ug/m3			02/28/20 10:20	1
Chloroform	ND		0.98	0.19	ug/m3			02/28/20 10:20	1
cis-1,2-Dichloroethene	ND		0.79	0.24	ug/m3			02/28/20 10:20	1
Methylene Chloride	ND		3.5	1.1	ug/m3			02/28/20 10:20	1
Tetrachloroethene	ND		1.4	0.27	ug/m3			02/28/20 10:20	1
trans-1,2-Dichloroethene	ND		0.79	0.20	ug/m3			02/28/20 10:20	1
Trichloroethene	ND		1.1	0.19	ug/m3			02/28/20 10:20	1
Vinyl chloride	ND		1.0	0.18	ug/m3			02/28/20 10:20	1
1,2-Dichloroethene, Total	ND		1.6	0.20	ug/m3			02/28/20 10:20	1

Surrogate	*MB %Recovery*	*MB Qualifier*	*Limits*	*Prepared*	*Analyzed*	*Dil Fac*
4-Bromofluorobenzene (Surr)	*103*		*60 - 140*		*02/28/20 10:20*	*1*

Lab Sample ID: LCS 140-37930/1002
Matrix: Air
Analysis Batch: 37930

Client Sample ID: Lab Control Sample
Prep Type: Total/NA

Analyte	Spike Added	LCS Result	LCS Qualifier	Unit	D	%Rec	%Rec. Limits
1,1,1-Trichloroethane	5.46	5.09		ug/m3		93	70 - 130
1,1-Dichloroethane	4.05	4.01		ug/m3		99	70 - 130
1,1-Dichloroethene	3.96	3.31		ug/m3		83	70 - 130
1,2-Dichloroethane	4.05	4.11		ug/m3		102	70 - 130
Benzene	3.19	2.87		ug/m3		90	70 - 130
Carbon tetrachloride	6.29	6.35		ug/m3		101	70 - 130
Chloroform	4.88	4.97		ug/m3		102	70 - 130
cis-1,2-Dichloroethene	3.96	3.18		ug/m3		80	70 - 130
Methylene Chloride	3.47	3.79		ug/m3		109	70 - 130
Tetrachloroethene	6.78	5.90		ug/m3		87	70 - 130
trans-1,2-Dichloroethene	3.96	3.40		ug/m3		86	70 - 130
Trichloroethene	5.37	4.54		ug/m3		84	70 - 130
Vinyl chloride	2.56	2.42		ug/m3		95	70 - 130

Surrogate	*LCS %Recovery*	*LCS Qualifier*	*Limits*
4-Bromofluorobenzene (Surr)	*117*		*60 - 140*

QC Association Summary

Client: GHD Services Inc.
Project/Site: 058507, GM-Lockport, 256040

Job ID: 140-18357-1

Air - GC/MS VOA

Prep Batch: 37864

Lab Sample ID	Client Sample ID	Prep Type	Matrix	Method	Prep Batch
140-18357-1	8-3-022420	Total/NA	Air	Air Transfer	
140-18357-2	7A-1/3-022420	Total/NA	Air	Air Transfer	
140-18357-3	7E-1-022420	Total/NA	Air	Air Transfer	

Analysis Batch: 37930

Lab Sample ID	Client Sample ID	Prep Type	Matrix	Method	Prep Batch
140-18357-1	8-3-022420	Total/NA	Air	TO-14A	37864
140-18357-2	7A-1/3-022420	Total/NA	Air	TO-14A	37864
140-18357-3	7E-1-022420	Total/NA	Air	TO-14A	37864
MB 140-37930/5	Method Blank	Total/NA	Air	TO-14A	
LCS 140-37930/1002	Lab Control Sample	Total/NA	Air	TO-14A	

Lab Chronicle

Client: GHD Services Inc.
Project/Site: 058507, GM-Lockport, 256040

Job ID: 140-18357-1

Client Sample ID: 8-3-022420 — Lab Sample ID: 140-18357-1

Date Collected: 02/24/20 11:25 — **Matrix: Air**
Date Received: 02/25/20 10:10

Prep Type	Batch Type	Batch Method	Run	Dil Factor	Initial Amount	Final Amount	Batch Number	Prepared or Analyzed	Analyst	Lab
Total/NA	Prep	Air Transfer					37864	02/25/20 15:07	BRS	TAL KNX
Total/NA	Analysis	TO-14A		128.16	30 mL	500 mL	37930	02/28/20 16:57	AFB	TAL KNX
	Instrument ID: MH									

Client Sample ID: 7A-1/3-022420 — Lab Sample ID: 140-18357-2

Date Collected: 02/24/20 09:57 — **Matrix: Air**
Date Received: 02/25/20 10:10

Prep Type	Batch Type	Batch Method	Run	Dil Factor	Initial Amount	Final Amount	Batch Number	Prepared or Analyzed	Analyst	Lab
Total/NA	Prep	Air Transfer					37864	02/25/20 15:07	BRS	TAL KNX
Total/NA	Analysis	TO-14A		32.04	40 mL	500 mL	37930	02/28/20 17:49	AFB	TAL KNX
	Instrument ID: MH									

Client Sample ID: 7E-1-022420 — Lab Sample ID: 140-18357-3

Date Collected: 02/24/20 12:58 — **Matrix: Air**
Date Received: 02/25/20 10:10

Prep Type	Batch Type	Batch Method	Run	Dil Factor	Initial Amount	Final Amount	Batch Number	Prepared or Analyzed	Analyst	Lab
Total/NA	Prep	Air Transfer					37864	02/25/20 15:07	BRS	TAL KNX
Total/NA	Analysis	TO-14A		5.14	51.4 mL	500 mL	37930	02/28/20 18:41	AFB	TAL KNX
	Instrument ID: MH									

Client Sample ID: Method Blank — Lab Sample ID: MB 140-37930/5

Date Collected: N/A — **Matrix: Air**
Date Received: N/A

Prep Type	Batch Type	Batch Method	Run	Dil Factor	Initial Amount	Final Amount	Batch Number	Prepared or Analyzed	Analyst	Lab
Total/NA	Analysis	TO-14A		1	200 mL	500 mL	37930	02/28/20 10:20	AFB	TAL KNX
	Instrument ID: MH									

Client Sample ID: Lab Control Sample — Lab Sample ID: LCS 140-37930/1002

Date Collected: N/A — **Matrix: Air**
Date Received: N/A

Prep Type	Batch Type	Batch Method	Run	Dil Factor	Initial Amount	Final Amount	Batch Number	Prepared or Analyzed	Analyst	Lab
Total/NA	Analysis	TO-14A		1	500 mL	500 mL	37930	02/28/20 08:34	AFB	TAL KNX
	Instrument ID: MH									

Laboratory References:

TAL KNX = Eurofins TestAmerica, Knoxville, 5815 Middlebrook Pike, Knoxville, TN 37921, TEL (865)291-3000

Accreditation/Certification Summary

Client: GHD Services Inc.
Project/Site: 058507, GM-Lockport, 256040

Job ID: 140-18357-1

Laboratory: Eurofins TestAmerica, Knoxville

Unless otherwise noted, all analytes for this laboratory were covered under each accreditation/certification below.

Authority	Program	Identification Number	Expiration Date
New York	NELAP	10781	03-31-20

The following analytes are included in this report, but the laboratory is not certified by the governing authority. This list may include analytes for which the agency does not offer certification.

Analysis Method	Prep Method	Matrix	Analyte
TO-14A	Air Transfer	Air	1,2-Dichloroethene, Total
TO-14A	Air Transfer	Air	trans-1,2-Dichloroethene

Laboratory: Eurofins TestAmerica, Buffalo

All accreditations/certifications held by this laboratory are listed. Not all accreditations/certifications are applicable to this report.

Authority	Program	Identification Number	Expiration Date
Arkansas DEQ	State	88-0686	07-06-20
California	State	2931	04-01-20
Connecticut	State	PH-0568	09-30-20
Florida	NELAP	E87672	06-30-20
Georgia	State	10026 (NY)	03-31-20
Georgia (DW)	State	956	03-31-20
Illinois	NELAP	200003	09-30-20
Iowa	State	374	02-28-21
Kansas	NELAP	E-10187	01-31-20 *
Kentucky (DW)	State	90029	12-31-20
Kentucky (UST)	State	30	03-31-20
Kentucky (WW)	State	KY90029	12-31-20
Louisiana	NELAP	02031	06-30-20
Maine	State	NY00044	12-04-20
Maryland	State	294	03-31-20
Massachusetts	State	M-NY044	06-30-20
Michigan	State	9937	03-31-20
Minnesota	NELAP	1524384	12-31-20
New Hampshire	NELAP	2337	11-17-20
New Jersey	NELAP	NY455	06-30-20
New York	NELAP	10026	04-01-20
North Dakota	State	R-176	03-31-20
Oklahoma	State	9421	09-01-20
Oregon	NELAP	NY200003	06-10-20
Pennsylvania	NELAP	68-00281	07-31-20
Rhode Island	State	LAO00328	12-30-20
Tennessee	State	02970	03-31-20
Texas	NELAP	T104704412-18-10	08-01-20
USDA	US Federal Programs	P330-18-00039	02-06-21
Virginia	NELAP	460185	09-14-20
Washington	State	C784	02-11-21
Wisconsin	State	998310390	08-31-20

* Accreditation/Certification renewal pending - accreditation/certification considered valid.

Method Summary

Client: GHD Services Inc.
Project/Site: 058507, GM-Lockport, 256040

Job ID: 140-18357-1

Method	Method Description	Protocol	Laboratory
TO-14A	Volatile Organic Compounds in Ambient Air	EPA-21	TAL KNX
Air Transfer	Transfer Air Matrix to Summa Canister	None	TAL KNX

Protocol References:

EPA-21 = "Compendium Of Methods For The Determination Of Toxic Organic Compounds In Ambient Air", Second Edition, EPA/625/R-96/010B, January 1999
None = None

Laboratory References:

TAL KNX = Eurofins TestAmerica, Knoxville, 5815 Middlebrook Pike, Knoxville, TN 37921, TEL (865)291-3000

Sample Summary

Client: GHD Services Inc.
Project/Site: 058507, GM-Lockport, 256040

Job ID: 140-18357-1

Lab Sample ID	Client Sample ID	Matrix	Collected	Received	Asset ID
140-18357-1	8-3-022420	Air	02/24/20 11:25	02/25/20 10:10	
140-18357-2	7A-1/3-022420	Air	02/24/20 09:57	02/25/20 10:10	
140-18357-3	7E-1-022420	Air	02/24/20 12:58	02/25/20 10:10	

Eurofins TestAmerica, Knoxville
5815 Middlebrook Pike
Knoxville, TN 37921
Phone 865-291-3000
Fax 865-584-4315

Canister Samples Chain of Custody Record

TestAmerica Laboratories, Inc. assumes no liability with respect to the collection and shipment of these samples.

eurofins | Environment Testing TestAmerica

TestAmerica Laboratories, Inc. d/b/a Eurofins TestAmerica

Client Contact Information	Client Project Manager: Thomas Bohlen	Samples Collected By: Pete Nyznyk	COC No:
Company Name: G2A	Phone: 716-685-2300		1 of 1 COCs
Address: 300 Pearl St Suite 700	Email: Thomas.Bohlen@G2A.com		
City/State/Zip Buffalo NY 14202			For Lab Use Only:
Phone: 716-685-2300	Site Contact: Pete Nyznyk		Walk-in Client:
FAX:	Tel/Fax 716-517-5908		Lab Sampling:
Project Name: GM Lockport	Analysis Turnaround Time		
Site/Location: Lockport NY	Standard (Specific): See Notes		Job / SDG No.:
PO# 058507	Rush (Specify):		(See below for Add'l Items)

Sample Identification	Sample Start Date	Time Start	Sample End Date	Time Stop	Canister Vacuum in Field, "Hg (Start)	Canister Vacuum in Field, "Hg (Stop)	Flow Controller ID	Canister ID	TO-14/15 (Standard / Low Level)	TO-15 SIM	EPA 3C	EPA 25C	ASTM D-1946	EPA 15/16	Other (Please specify in notes section)	Sample Type	Indoor Air/Ambient Air	Sub-Slab	Soil Gas	Soil Vapor Extraction (SVE)	Landfill Gas	Other (Please specify in notes section)	Sample Specific Notes:
8-3-022420	2-24-20	11:25							X														*Please analyze
7A-1/3-022420	↓	9:57							X														for TO-14A &
7E-1-022420	↓	12:58							X														Tedlar bag
																							Grab samples
NO CUSTODY SEALS																							must be analyzed
RECEIVED AMBIENT																							within 48 hrs
BXD 2-25-20																							of sample time
1 box FEDEX # 439578388498 PO																							

Temperature (Fahrenheit)			
Start	Interior	Ambient	
Stop			

Pressure (inches of Hg)			
Start	Interior	Ambient	
Stop			

140-18357 Chain of Custody

Special Instructions/QC Requirements & Comments:

Samples Shipped by: Pete Nyznyk	Date / Time: 2/24/2020 1500	Samples Received by: FedEx
Samples Relinquished by:	Date / Time:	Received by: EFA-KNX 2-25-20 10:10
Relinquished by:	Date / Time:	Received by:
Lab Use Only: Shipper Name:	Opened by:	Condition:

Form No. CA-C-WI-003, Rev. 2.13, dated 4/10/2019

Loc: 140
18357

EUROFINS/TESTAMERICA KNOXVILLE SAMPLE RECEIPT/CONDITION UPON RECEIPT ANOMALY CHECKLIST **Log In Number:**

Review Items	Yes	No	NA	If No, what was the problem?
1. Are the shipping containers intact?	/			☐ **Containers, Broken**
2. Were ambient air containers received intact?	/			☐ Checked in lab
3. The coolers/containers custody seal if present, is it intact?			/	☐ Yes ☐ NA
4. Is the cooler temperature within limits? (> freezing temp. of water to 6 °C, VOST: 10°C) Thermometer ID :_____ Correction factor: _____			/	☐ **Cooler Out of Temp, Client Contacted, Proceed/Cancel** ☐ **Cooler Out of Temp, Same Day Receipt**
5. Were all of the sample containers received intact?	/			☐ **Containers, Broken**
6. Were samples received in appropriate containers?	/			☐ **Containers, Improper; Client Contacted; Proceed/Cancel**
7. Do sample container labels match COC? (IDs, Dates, Times)	/			☐ **COC & Samples Do Not Match** ☐ **COC Incorrect/Incomplete** ☐ **COC Not Received**
8. Were all of the samples listed on the COC received?	/			☐ **Sample Received, Not on COC** ☐ **Sample on COC, Not Received**
9. Is the date/time of sample collection noted?	/			☐ **COC; No Date/Time; Client Contacted**
10. Was the sampler identified on the COC?	/			☐ **Sampler Not Listed on COC**
11. Is the client and project name/# identified?	/			☐ **COC Incorrect/Incomplete**
12. Are tests/parameters listed for each sample?	/			☐ **COC No tests on COC**
13. Is the matrix of the samples noted?	/			☐ **COC Incorrect/Incomplete**
14. Was COC relinquished? (Signed/Dated/Timed)	/			☐ **COC Incorrect/Incomplete**
15. Were samples received within holding time?	/			☐ **Holding Time - Receipt**
16. Were samples received with correct chemical preservative (excluding Encore)?			/	☐ **pH Adjusted, pH Included (See box 16A)** ☐ **Incorrect Preservative**
17. Were VOA samples received without headspace?			/	☐ **Headspace (VOA only)**
18. Did you check for residual chlorine, if necessary? (e.g. 1613B, 1668) Chlorine test strip lot number:			/	☐ **Residual Chlorine**
19. For 1613B water samples is pH<9?			/	☐ If no, notify lab to adjust
20. For rad samples was sample activity info. Provided?			/	☐ Project missing info

Comments/Actions Taken

Labeling Verified by: **Date:**

pH test strip lot number:

Box 16A: pH Preservation	Box 18A: Residual Chlorine
Preservative:	
Lot Number:	
Exp Date:	
Analyst:	
Date:	
Time:	

Project #: 480-96685 PM Instructions:

Sample Receiving Associate: [signature] Date: 2-25-20

QA026R32.doc, 062719

Summa Canister Dilution Worksheet

Client: GHD Services Inc.
Project/Site: 058507, GM-Lockport, 256040

Job No.: 140-18357-1

Lab Sample ID	Canister Volume (L)	Preadjusted Pressure ("Hg)	Preadjusted Pressure (atm)	Preadjusted Volume (L)	Adjusted Pressure (psig)	Adjusted Pressure (atm)	Adjusted Volume (L)	Initial Volume (mL)	Dilution Factor	Final Dilution Factor	Pressure Gauge ID	Date	Analyst Initals
140-18357-1	6	1.0	1.00	6.00	1.0	1.07	6.41	50	128.16	128.16	g5 10391	02/25/20 15:12	BRS
140-18357-2	6	1.0	1.00	6.00	1.0	1.07	6.41	200	32.04	32.04	g5 10127	02/25/20 15:17	BRS
140-18357-3	0	0.0	0.19	0.00	0.0	1.00	0.00		5.14	5.14	g5 10828	02/25/20 15:18	BRS

Formulae:

Preadjusted Volume (L) = (Preadjusted Pressure ("Hg) + 29.92 "Hg * Vol L) / 29.92 "Hg
Adjusted Volume (L) = (Adjusted Pressure (psig) + 14.7 psig * Vol L) / 14.7 psig
Dilution Factor = Adjusted Volume (L) / Preadjusted Volume (L)

Where:

29.92 "Hg = Standard atmospheric pressure in inches of Mercury (“Hg)
14.7 psig = Standard atmospheric pressure in pounds per square inch gauge (psig)

APPENDIX B
2020 Summary of SSDS Performance Sampling Results

HALEY ALDRICH

PRODUCT INVENTORY
GMCH Lockport - BCP Site #932138
SSDS Performance Sampling Event
SSDS Operations - 23 April 2019 - 22 April 2020
List specific products found that have the potential to affect indoor air quality

Date	Sample Location	Product Description	Size (units)	Condition	Chemical Ingredients	OVM Screening Results in Sample Location Area (PPM)	Photo Y/N
2/25/2020	7A-IA-1	No containerized material observed in screening area	N/A	N/A	N/A	0.0 (background)	N
2/25/2020	7A-IA-2	Various janitorial supplies in caged storage area	No access	No access	No access	0.0 (background)	N
2/25/2020	8-IA-1	No containerized material observed in screening area	N/A	N/A	N/A	0.2 (background)	N
2/25/2020	8-IA-2	No containerized material observed in screening area	N/A	N/A	N/A	0.2 (background)	N
2/25/2020	10-IA-1	No containerized material observed in screening area or in finished products on racks	N/A	N/A	N/A	0.4 (background)	N
2/25/2020	10-IA-2	No containerized material observed in screening area or in finished products on racks	N/A	N/A	N/A	0.4 - 1.0 (background)	N
2/26/2020	7W-IA-1	Alkaline degreaser - located slightly west of sample location	330-gallon	Used	Chemico 6935	0.5 (background)	N
		Cleaning Degreaser - located slightly west of sample location	1-quart	Used	Betco Green Velocity	0.5 (background)	N
		Flammable Storage Cabinet - located slightly east of sample location	Various	Used	Various sprays, lubricants	2.6 (background)	N
2/26/2020	7W-IA-2	No containerized material observed in screening area	N/A	N/A	N/A	0.6 (background)	N
2/26/2020	7W-IA-3	No containerized material observed in screening area	N/A	N/A	N/A	0.6 (background)	N
2/26/2020	7W-IA-4	Spray cleaner	24 oz	Used	Simple Green Spray	2.7 (background)	N
2/26/2020	7W-IA-5	No containerized material observed in screening area	N/A	N/A	N/A	5.5 (background)	N
2/26/2020	7E-IA-1	No containerized material observed in screening area - observed a small above ground storage tank in area west of sample locations used for diesel fuel	110 gallon	Used	fuel storage	1.3 (background), 38.5 at tank area	N
2/26/2020	7E-IA-2	No containerized material observed in screening area	N/A	N/A	N/A	1.8 (background)	N

Describe the condition of the product containers as Unopened (UO), used (U), or Deteriorated (D).

eurofins | Environment Testing TestAmerica

ANALYTICAL REPORT

Eurofins TestAmerica, Burlington
30 Community Drive
Suite 11
South Burlington, VT 05403
Tel: (802)660-1990

Laboratory Job ID: 200-49915-1
Client Project/Site: 058507, GM-Lockport SSOW 256039

For:
GHD Services Inc.
2055 Niagara Falls Blvd., Suite 3
Niagara Falls, New York 14304

Attn: Kathleen Willy

Authorized for release by:
8/14/2019 9:59:49 AM

Denise Heckler, Project Manager II
(330)966-9477
denise.heckler@testamericainc.com

LINKS

Review your project results through TotalAccess

Have a Question? Ask The Expert

Visit us at: www.testamericainc.com

The test results in this report meet all 2003 NELAC and 2009 TNI requirements for accredited parameters, exceptions are noted in this report. This report may not be reproduced except in full, and with written approval from the laboratory. For questions please contact the Project Manager at the e-mail address or telephone number listed on this page.

This report has been electronically signed and authorized by the signatory. Electronic signature is intended to be the legally binding equivalent of a traditionally handwritten signature.

Results relate only to the items tested and the sample(s) as received by the laboratory.

Table of Contents

Cover Page 1
Table of Contents 2
Definitions/Glossary 3
Case Narrative 4
Detection Summary 5
Client Sample Results 8
QC Sample Results 18
QC Association Summary 25
Lab Chronicle 26
Certification Summary 27
Method Summary 29
Sample Summary 30
Chain of Custody 31
Receipt Checklists 33
Clean Canister Certification 34
Pre-Ship Certification 34
Clean Canister Data 35

Definitions/Glossary

Client: GHD Services Inc.
Project/Site: 058507, GM-Lockport SSOW 256039

Job ID: 200-49915-1

Qualifiers

Air - GC/MS VOA

Qualifier	Qualifier Description
J	Result is less than the RL but greater than or equal to the MDL and the concentration is an approximate value.

Glossary

Abbreviation	These commonly used abbreviations may or may not be present in this report.
¤	Listed under the "D" column to designate that the result is reported on a dry weight basis
%R	Percent Recovery
CFL	Contains Free Liquid
CNF	Contains No Free Liquid
DER	Duplicate Error Ratio (normalized absolute difference)
Dil Fac	Dilution Factor
DL	Detection Limit (DoD/DOE)
DL, RA, RE, IN	Indicates a Dilution, Re-analysis, Re-extraction, or additional Initial metals/anion analysis of the sample
DLC	Decision Level Concentration (Radiochemistry)
EDL	Estimated Detection Limit (Dioxin)
LOD	Limit of Detection (DoD/DOE)
LOQ	Limit of Quantitation (DoD/DOE)
MDA	Minimum Detectable Activity (Radiochemistry)
MDC	Minimum Detectable Concentration (Radiochemistry)
MDL	Method Detection Limit
ML	Minimum Level (Dioxin)
NC	Not Calculated
ND	Not Detected at the reporting limit (or MDL or EDL if shown)
PQL	Practical Quantitation Limit
QC	Quality Control
RER	Relative Error Ratio (Radiochemistry)
RL	Reporting Limit or Requested Limit (Radiochemistry)
RPD	Relative Percent Difference, a measure of the relative difference between two points
TEF	Toxicity Equivalent Factor (Dioxin)
TEQ	Toxicity Equivalent Quotient (Dioxin)

Job ID: 200-49915-1

Laboratory: Eurofins TestAmerica, Burlington

Narrative

Job Narrative
200-49915-1

Comments
No additional comments.

Receipt
The samples were received on 8/2/2019 10:35 AM; the samples arrived in good condition.

Receipt Exceptions
The container label for the following sample did not match the information listed on the Chain-of-Custody (COC): 10-IA-2-072919 (200-49915-2). The container label lists a conister asset ID of 5642, while the COC lists GL044. The ID from the container label was used for login.

The container label for the following sample did not match the information listed on the Chain-of-Custody (COC): OA-072919 (200-49915-3). The container label, and the COC list a conaister asset ID of 5406. The actual canister asset ID is 5046.

Air Toxics
No analytical or quality issues were noted, other than those described in the Definitions/Glossary page.

Detection Summary

Client: GHD Services Inc.
Project/Site: 058507, GM-Lockport SSOW 256039

Job ID: 200-49915-1

Client Sample ID: 10-IA-1-072919 — Lab Sample ID: 200-49915-1

Analyte	Result	Qualifier	RL	MDL	Unit	Dil Fac	D	Method	Prep Type
1,2,4-Trimethylbenzene	0.15	J	0.20	0.080	ppb v/v	1		TO-15	Total/NA
Acetone	6.4		5.0	2.6	ppb v/v	1		TO-15	Total/NA
Benzene	0.10	J	0.20	0.071	ppb v/v	1		TO-15	Total/NA
Carbon tetrachloride	0.055		0.035	0.024	ppb v/v	1		TO-15	Total/NA
Chloromethane	0.45	J	0.50	0.25	ppb v/v	1		TO-15	Total/NA
Cyclohexane	0.17	J	0.20	0.063	ppb v/v	1		TO-15	Total/NA
Dichlorodifluoromethane	0.43	J	0.50	0.20	ppb v/v	1		TO-15	Total/NA
Ethylbenzene	0.14	J	0.20	0.073	ppb v/v	1		TO-15	Total/NA
Freon 22	0.34	J	0.50	0.26	ppb v/v	1		TO-15	Total/NA
Freon TF	0.052	J	0.20	0.031	ppb v/v	1		TO-15	Total/NA
Isopropyl alcohol	2.9	J	5.0	1.8	ppb v/v	1		TO-15	Total/NA
m,p-Xylene	0.57		0.50	0.070	ppb v/v	1		TO-15	Total/NA
Methyl Ethyl Ketone	0.41	J	0.50	0.20	ppb v/v	1		TO-15	Total/NA
Methylene Chloride	1.5		0.50	0.20	ppb v/v	1		TO-15	Total/NA
n-Butane	0.51		0.50	0.31	ppb v/v	1		TO-15	Total/NA
n-Hexane	1.2		0.20	0.16	ppb v/v	1		TO-15	Total/NA
Tetrachloroethene	0.062	J	0.20	0.029	ppb v/v	1		TO-15	Total/NA
Toluene	1.9		0.20	0.069	ppb v/v	1		TO-15	Total/NA
Trichlorofluoromethane	0.22		0.20	0.062	ppb v/v	1		TO-15	Total/NA
Xylene (total)	0.76		0.70	0.14	ppb v/v	1		TO-15	Total/NA
Xylene, o-	0.19	J	0.20	0.071	ppb v/v	1		TO-15	Total/NA

Analyte	Result	Qualifier	RL	MDL	Unit	Dil Fac	D	Method	Prep Type
1,2,4-Trimethylbenzene	0.76	J	0.98	0.39	ug/m3	1		TO-15	Total/NA
Acetone	15		12	6.2	ug/m3	1		TO-15	Total/NA
Benzene	0.33	J	0.64	0.23	ug/m3	1		TO-15	Total/NA
Carbon tetrachloride	0.35		0.22	0.15	ug/m3	1		TO-15	Total/NA
Chloromethane	0.94	J	1.0	0.52	ug/m3	1		TO-15	Total/NA
Cyclohexane	0.59	J	0.69	0.22	ug/m3	1		TO-15	Total/NA
Dichlorodifluoromethane	2.1	J	2.5	0.99	ug/m3	1		TO-15	Total/NA
Ethylbenzene	0.60	J	0.87	0.32	ug/m3	1		TO-15	Total/NA
Freon 22	1.2	J	1.8	0.92	ug/m3	1		TO-15	Total/NA
Freon TF	0.40	J	1.5	0.24	ug/m3	1		TO-15	Total/NA
Isopropyl alcohol	7.2	J	12	4.4	ug/m3	1		TO-15	Total/NA
m,p-Xylene	2.5		2.2	0.30	ug/m3	1		TO-15	Total/NA
Methyl Ethyl Ketone	1.2	J	1.5	0.59	ug/m3	1		TO-15	Total/NA
Methylene Chloride	5.1		1.7	0.69	ug/m3	1		TO-15	Total/NA
n-Butane	1.2		1.2	0.74	ug/m3	1		TO-15	Total/NA
n-Hexane	4.3		0.70	0.56	ug/m3	1		TO-15	Total/NA
Tetrachloroethene	0.42	J	1.4	0.20	ug/m3	1		TO-15	Total/NA
Toluene	7.3		0.75	0.26	ug/m3	1		TO-15	Total/NA
Trichlorofluoromethane	1.2		1.1	0.35	ug/m3	1		TO-15	Total/NA
Xylene (total)	3.3		3.0	0.61	ug/m3	1		TO-15	Total/NA
Xylene, o-	0.84	J	0.87	0.31	ug/m3	1		TO-15	Total/NA

Client Sample ID: 10-IA-2-072919 — Lab Sample ID: 200-49915-2

Analyte	Result	Qualifier	RL	MDL	Unit	Dil Fac	D	Method	Prep Type
1,2,4-Trimethylbenzene	0.18	J	0.20	0.080	ppb v/v	1		TO-15	Total/NA
Acetone	5.4		5.0	2.6	ppb v/v	1		TO-15	Total/NA
Benzene	0.082	J	0.20	0.071	ppb v/v	1		TO-15	Total/NA
Carbon tetrachloride	0.056		0.035	0.024	ppb v/v	1		TO-15	Total/NA

This Detection Summary does not include radiochemical test results.

Client Sample ID: 10-IA-2-072919 (Continued) — Lab Sample ID: 200-49915-2

Analyte	Result	Qualifier	RL	MDL	Unit	Dil Fac	D	Method	Prep Type
Chloromethane	0.58		0.50	0.25	ppb v/v	1		TO-15	Total/NA
Cyclohexane	0.079	J	0.20	0.063	ppb v/v	1		TO-15	Total/NA
Dichlorodifluoromethane	0.44	J	0.50	0.20	ppb v/v	1		TO-15	Total/NA
Ethylbenzene	0.20		0.20	0.073	ppb v/v	1		TO-15	Total/NA
Freon 22	0.31	J	0.50	0.26	ppb v/v	1		TO-15	Total/NA
Freon TF	0.049	J	0.20	0.031	ppb v/v	1		TO-15	Total/NA
Isopropyl alcohol	1.9	J	5.0	1.8	ppb v/v	1		TO-15	Total/NA
m,p-Xylene	0.92		0.50	0.070	ppb v/v	1		TO-15	Total/NA
Methyl Ethyl Ketone	1.1		0.50	0.20	ppb v/v	1		TO-15	Total/NA
Methylene Chloride	0.52		0.50	0.20	ppb v/v	1		TO-15	Total/NA
Naphthalene	0.31	J	0.50	0.31	ppb v/v	1		TO-15	Total/NA
n-Butane	0.36	J	0.50	0.31	ppb v/v	1		TO-15	Total/NA
n-Hexane	0.56		0.20	0.16	ppb v/v	1		TO-15	Total/NA
Tetrachloroethene	0.044	J	0.20	0.029	ppb v/v	1		TO-15	Total/NA
Toluene	0.92		0.20	0.069	ppb v/v	1		TO-15	Total/NA
Trichlorofluoromethane	0.19	J	0.20	0.062	ppb v/v	1		TO-15	Total/NA
Xylene (total)	1.2		0.70	0.14	ppb v/v	1		TO-15	Total/NA
Xylene, o-	0.25		0.20	0.071	ppb v/v	1		TO-15	Total/NA

Analyte	Result	Qualifier	RL	MDL	Unit	Dil Fac	D	Method	Prep Type
1,2,4-Trimethylbenzene	0.89	J	0.98	0.39	ug/m3	1		TO-15	Total/NA
Acetone	13		12	6.2	ug/m3	1		TO-15	Total/NA
Benzene	0.26	J	0.64	0.23	ug/m3	1		TO-15	Total/NA
Carbon tetrachloride	0.35		0.22	0.15	ug/m3	1		TO-15	Total/NA
Chloromethane	1.2		1.0	0.52	ug/m3	1		TO-15	Total/NA
Cyclohexane	0.27	J	0.69	0.22	ug/m3	1		TO-15	Total/NA
Dichlorodifluoromethane	2.2	J	2.5	0.99	ug/m3	1		TO-15	Total/NA
Ethylbenzene	0.86		0.87	0.32	ug/m3	1		TO-15	Total/NA
Freon 22	1.1	J	1.8	0.92	ug/m3	1		TO-15	Total/NA
Freon TF	0.38	J	1.5	0.24	ug/m3	1		TO-15	Total/NA
Isopropyl alcohol	4.6	J	12	4.4	ug/m3	1		TO-15	Total/NA
m,p-Xylene	4.0		2.2	0.30	ug/m3	1		TO-15	Total/NA
Methyl Ethyl Ketone	3.3		1.5	0.59	ug/m3	1		TO-15	Total/NA
Methylene Chloride	1.8		1.7	0.69	ug/m3	1		TO-15	Total/NA
Naphthalene	1.6	J	2.6	1.6	ug/m3	1		TO-15	Total/NA
n-Butane	0.86	J	1.2	0.74	ug/m3	1		TO-15	Total/NA
n-Hexane	2.0		0.70	0.56	ug/m3	1		TO-15	Total/NA
Tetrachloroethene	0.30	J	1.4	0.20	ug/m3	1		TO-15	Total/NA
Toluene	3.5		0.75	0.26	ug/m3	1		TO-15	Total/NA
Trichlorofluoromethane	1.1	J	1.1	0.35	ug/m3	1		TO-15	Total/NA
Xylene (total)	5.1		3.0	0.61	ug/m3	1		TO-15	Total/NA
Xylene, o-	1.1		0.87	0.31	ug/m3	1		TO-15	Total/NA

Client Sample ID: OA-072919 — Lab Sample ID: 200-49915-3

Analyte	Result	Qualifier	RL	MDL	Unit	Dil Fac	D	Method	Prep Type
1,2,4-Trimethylbenzene	0.14	J	0.20	0.080	ppb v/v	1		TO-15	Total/NA
2,2,4-Trimethylpentane	0.10	J	0.20	0.088	ppb v/v	1		TO-15	Total/NA
Acetone	5.2		5.0	2.6	ppb v/v	1		TO-15	Total/NA
Benzene	0.17	J	0.20	0.071	ppb v/v	1		TO-15	Total/NA
Carbon tetrachloride	0.042		0.035	0.024	ppb v/v	1		TO-15	Total/NA
Chloroform	0.059	J	0.20	0.052	ppb v/v	1		TO-15	Total/NA

This Detection Summary does not include radiochemical test results.

Client Sample ID: OA-072919 (Continued)

Lab Sample ID: 200-49915-3

Analyte	Result	Qualifier	RL	MDL	Unit	Dil Fac	D	Method	Prep Type
Chloromethane	0.47	J	0.50	0.25	ppb v/v	1		TO-15	Total/NA
Cyclohexane	0.11	J	0.20	0.063	ppb v/v	1		TO-15	Total/NA
Dichlorodifluoromethane	0.44	J	0.50	0.20	ppb v/v	1		TO-15	Total/NA
Freon 22	0.31	J	0.50	0.26	ppb v/v	1		TO-15	Total/NA
Freon TF	0.051	J	0.20	0.031	ppb v/v	1		TO-15	Total/NA
Isopropyl alcohol	2.5	J	5.0	1.8	ppb v/v	1		TO-15	Total/NA
m,p-Xylene	0.17	J	0.50	0.070	ppb v/v	1		TO-15	Total/NA
Methyl Ethyl Ketone	0.64		0.50	0.20	ppb v/v	1		TO-15	Total/NA
Methylene Chloride	7.3		0.50	0.20	ppb v/v	1		TO-15	Total/NA
n-Butane	0.70		0.50	0.31	ppb v/v	1		TO-15	Total/NA
n-Heptane	0.28		0.20	0.14	ppb v/v	1		TO-15	Total/NA
n-Hexane	2.4		0.20	0.16	ppb v/v	1		TO-15	Total/NA
Toluene	1.0		0.20	0.069	ppb v/v	1		TO-15	Total/NA
Trichlorofluoromethane	0.30		0.20	0.062	ppb v/v	1		TO-15	Total/NA
Xylene (total)	0.25	J	0.70	0.14	ppb v/v	1		TO-15	Total/NA
Xylene, o-	0.084	J	0.20	0.071	ppb v/v	1		TO-15	Total/NA

Analyte	Result	Qualifier	RL	MDL	Unit	Dil Fac	D	Method	Prep Type
1,2,4-Trimethylbenzene	0.70	J	0.98	0.39	ug/m3	1		TO-15	Total/NA
2,2,4-Trimethylpentane	0.47	J	0.93	0.41	ug/m3	1		TO-15	Total/NA
Acetone	12		12	6.2	ug/m3	1		TO-15	Total/NA
Benzene	0.55	J	0.64	0.23	ug/m3	1		TO-15	Total/NA
Carbon tetrachloride	0.27		0.22	0.15	ug/m3	1		TO-15	Total/NA
Chloroform	0.29	J	0.98	0.25	ug/m3	1		TO-15	Total/NA
Chloromethane	0.97	J	1.0	0.52	ug/m3	1		TO-15	Total/NA
Cyclohexane	0.39	J	0.69	0.22	ug/m3	1		TO-15	Total/NA
Dichlorodifluoromethane	2.2	J	2.5	0.99	ug/m3	1		TO-15	Total/NA
Freon 22	1.1	J	1.8	0.92	ug/m3	1		TO-15	Total/NA
Freon TF	0.39	J	1.5	0.24	ug/m3	1		TO-15	Total/NA
Isopropyl alcohol	6.2	J	12	4.4	ug/m3	1		TO-15	Total/NA
m,p-Xylene	0.72	J	2.2	0.30	ug/m3	1		TO-15	Total/NA
Methyl Ethyl Ketone	1.9		1.5	0.59	ug/m3	1		TO-15	Total/NA
Methylene Chloride	25		1.7	0.69	ug/m3	1		TO-15	Total/NA
n-Butane	1.7		1.2	0.74	ug/m3	1		TO-15	Total/NA
n-Heptane	1.2		0.82	0.57	ug/m3	1		TO-15	Total/NA
n-Hexane	8.4		0.70	0.56	ug/m3	1		TO-15	Total/NA
Toluene	3.9		0.75	0.26	ug/m3	1		TO-15	Total/NA
Trichlorofluoromethane	1.7		1.1	0.35	ug/m3	1		TO-15	Total/NA
Xylene (total)	1.1	J	3.0	0.61	ug/m3	1		TO-15	Total/NA
Xylene, o-	0.36	J	0.87	0.31	ug/m3	1		TO-15	Total/NA

This Detection Summary does not include radiochemical test results.

Client Sample Results

Client: GHD Services Inc.
Project/Site: 058507, GM-Lockport SSOW 256039

Job ID: 200-49915-1

Client Sample ID: 10-IA-1-072919

Lab Sample ID: 200-49915-1

Date Collected: 07/29/19 16:17
Matrix: Air
Date Received: 08/02/19 10:35
Sample Container: Summa Canister 6L

Method: TO-15 - Volatile Organic Compounds in Ambient Air

Analyte	Result	Qualifier	RL	MDL	Unit	D	Prepared	Analyzed	Dil Fac
1,1,1-Trichloroethane	ND		0.20	0.068	ppb v/v			08/06/19 00:16	1
1,1,2,2-Tetrachloroethane	ND		0.20	0.076	ppb v/v			08/06/19 00:16	1
1,1,2-Trichloroethane	ND		0.20	0.078	ppb v/v			08/06/19 00:16	1
1,1-Dichloroethane	ND		0.20	0.026	ppb v/v			08/06/19 00:16	1
1,1-Dichloroethene	ND		0.035	0.034	ppb v/v			08/06/19 00:16	1
1,2,4-Trichlorobenzene	ND		0.50	0.24	ppb v/v			08/06/19 00:16	1
1,2,4-Trimethylbenzene	**0.15**	**J**	0.20	0.080	ppb v/v			08/06/19 00:16	1
1,2-Dibromoethane	ND		0.20	0.069	ppb v/v			08/06/19 00:16	1
1,2-Dichlorobenzene	ND		0.20	0.071	ppb v/v			08/06/19 00:16	1
1,2-Dichloroethane	ND		0.20	0.063	ppb v/v			08/06/19 00:16	1
1,2-Dichloroethene, Total	ND		0.40	0.11	ppb v/v			08/06/19 00:16	1
1,2-Dichloropropane	ND		0.20	0.12	ppb v/v			08/06/19 00:16	1
1,2-Dichlorotetrafluoroethane	ND		0.20	0.068	ppb v/v			08/06/19 00:16	1
1,3,5-Trimethylbenzene	ND		0.20	0.058	ppb v/v			08/06/19 00:16	1
1,3-Butadiene	ND		0.20	0.065	ppb v/v			08/06/19 00:16	1
1,3-Dichlorobenzene	ND		0.20	0.082	ppb v/v			08/06/19 00:16	1
1,4-Dichlorobenzene	ND		0.20	0.065	ppb v/v			08/06/19 00:16	1
1,4-Dioxane	ND		5.0	1.3	ppb v/v			08/06/19 00:16	1
2,2,4-Trimethylpentane	ND		0.20	0.088	ppb v/v			08/06/19 00:16	1
2-Chlorotoluene	ND		0.20	0.071	ppb v/v			08/06/19 00:16	1
3-Chloropropene	ND		0.50	0.27	ppb v/v			08/06/19 00:16	1
4-Ethyltoluene	ND		0.20	0.069	ppb v/v			08/06/19 00:16	1
4-Isopropyltoluene	ND		0.20	0.075	ppb v/v			08/06/19 00:16	1
Acetone	**6.4**		5.0	2.6	ppb v/v			08/06/19 00:16	1
Benzene	**0.10**	**J**	0.20	0.071	ppb v/v			08/06/19 00:16	1
Benzyl chloride	ND		0.20	0.12	ppb v/v			08/06/19 00:16	1
Bromodichloromethane	ND		0.20	0.094	ppb v/v			08/06/19 00:16	1
Bromoethene(Vinyl Bromide)	ND		0.20	0.056	ppb v/v			08/06/19 00:16	1
Bromoform	ND		0.20	0.086	ppb v/v			08/06/19 00:16	1
Bromomethane	ND		0.20	0.062	ppb v/v			08/06/19 00:16	1
Carbon disulfide	ND		0.50	0.12	ppb v/v			08/06/19 00:16	1
Carbon tetrachloride	**0.055**		0.035	0.024	ppb v/v			08/06/19 00:16	1
Chlorobenzene	ND		0.20	0.040	ppb v/v			08/06/19 00:16	1
Chloroethane	ND		0.50	0.21	ppb v/v			08/06/19 00:16	1
Chloroform	ND		0.20	0.052	ppb v/v			08/06/19 00:16	1
Chloromethane	**0.45**	**J**	0.50	0.25	ppb v/v			08/06/19 00:16	1
cis-1,2-Dichloroethene	ND		0.050	0.037	ppb v/v			08/06/19 00:16	1
cis-1,3-Dichloropropene	ND		0.20	0.098	ppb v/v			08/06/19 00:16	1
Cumene	ND		0.20	0.059	ppb v/v			08/06/19 00:16	1
Cyclohexane	**0.17**	**J**	0.20	0.063	ppb v/v			08/06/19 00:16	1
Dibromochloromethane	ND		0.20	0.071	ppb v/v			08/06/19 00:16	1
Dichlorodifluoromethane	**0.43**	**J**	0.50	0.20	ppb v/v			08/06/19 00:16	1
Ethylbenzene	**0.14**	**J**	0.20	0.073	ppb v/v			08/06/19 00:16	1
Freon 22	**0.34**	**J**	0.50	0.26	ppb v/v			08/06/19 00:16	1
Freon TF	**0.052**	**J**	0.20	0.031	ppb v/v			08/06/19 00:16	1
Hexachlorobutadiene	ND		0.20	0.082	ppb v/v			08/06/19 00:16	1
Isopropyl alcohol	**2.9**	**J**	5.0	1.8	ppb v/v			08/06/19 00:16	1
m,p-Xylene	**0.57**		0.50	0.070	ppb v/v			08/06/19 00:16	1

Client Sample Results

Client: GHD Services Inc.
Project/Site: 058507, GM-Lockport SSOW 256039

Job ID: 200-49915-1

Client Sample ID: 10-IA-1-072919

Lab Sample ID: 200-49915-1

Date Collected: 07/29/19 16:17
Matrix: Air
Date Received: 08/02/19 10:35
Sample Container: Summa Canister 6L

Method: TO-15 - Volatile Organic Compounds in Ambient Air (Continued)

Analyte	Result	Qualifier	RL	MDL	Unit	D	Prepared	Analyzed	Dil Fac
Methyl Butyl Ketone (2-Hexanone)	ND		0.50	0.42	ppb v/v			08/06/19 00:16	1
Methyl Ethyl Ketone	**0.41**	**J**	0.50	0.20	ppb v/v			08/06/19 00:16	1
methyl isobutyl ketone	ND		0.50	0.36	ppb v/v			08/06/19 00:16	1
Methyl methacrylate	ND		0.50	0.22	ppb v/v			08/06/19 00:16	1
Methyl tert-butyl ether	ND		0.20	0.061	ppb v/v			08/06/19 00:16	1
Methylene Chloride	**1.5**		0.50	0.20	ppb v/v			08/06/19 00:16	1
Naphthalene	ND		0.50	0.31	ppb v/v			08/06/19 00:16	1
n-Butane	**0.51**		0.50	0.31	ppb v/v			08/06/19 00:16	1
n-Butylbenzene	ND		0.20	0.080	ppb v/v			08/06/19 00:16	1
n-Heptane	ND		0.20	0.14	ppb v/v			08/06/19 00:16	1
n-Hexane	**1.2**		0.20	0.16	ppb v/v			08/06/19 00:16	1
n-Propylbenzene	ND		0.20	0.069	ppb v/v			08/06/19 00:16	1
sec-Butylbenzene	ND		0.20	0.066	ppb v/v			08/06/19 00:16	1
Styrene	ND		0.20	0.086	ppb v/v			08/06/19 00:16	1
tert-Butyl alcohol	ND		5.0	1.5	ppb v/v			08/06/19 00:16	1
tert-Butylbenzene	ND		0.20	0.058	ppb v/v			08/06/19 00:16	1
Tetrachloroethene	**0.062**	**J**	0.20	0.029	ppb v/v			08/06/19 00:16	1
Tetrahydrofuran	ND		5.0	2.6	ppb v/v			08/06/19 00:16	1
Toluene	**1.9**		0.20	0.069	ppb v/v			08/06/19 00:16	1
trans-1,2-Dichloroethene	ND		0.20	0.074	ppb v/v			08/06/19 00:16	1
trans-1,3-Dichloropropene	ND		0.20	0.12	ppb v/v			08/06/19 00:16	1
Trichloroethene	ND		0.035	0.030	ppb v/v			08/06/19 00:16	1
Trichlorofluoromethane	**0.22**		0.20	0.062	ppb v/v			08/06/19 00:16	1
Vinyl chloride	ND		0.080	0.041	ppb v/v			08/06/19 00:16	1
Xylene (total)	**0.76**		0.70	0.14	ppb v/v			08/06/19 00:16	1
Xylene, o-	**0.19**	**J**	0.20	0.071	ppb v/v			08/06/19 00:16	1

Analyte	Result	Qualifier	RL	MDL	Unit	D	Prepared	Analyzed	Dil Fac
1,1,1-Trichloroethane	ND		1.1	0.37	ug/m3			08/06/19 00:16	1
1,1,2,2-Tetrachloroethane	ND		1.4	0.52	ug/m3			08/06/19 00:16	1
1,1,2-Trichloroethane	ND		1.1	0.43	ug/m3			08/06/19 00:16	1
1,1-Dichloroethane	ND		0.81	0.11	ug/m3			08/06/19 00:16	1
1,1-Dichloroethene	ND		0.14	0.13	ug/m3			08/06/19 00:16	1
1,2,4-Trichlorobenzene	ND		3.7	1.8	ug/m3			08/06/19 00:16	1
1,2,4-Trimethylbenzene	**0.76**	**J**	0.98	0.39	ug/m3			08/06/19 00:16	1
1,2-Dibromoethane	ND		1.5	0.53	ug/m3			08/06/19 00:16	1
1,2-Dichlorobenzene	ND		1.2	0.43	ug/m3			08/06/19 00:16	1
1,2-Dichloroethane	ND		0.81	0.25	ug/m3			08/06/19 00:16	1
1,2-Dichloroethene, Total	ND		1.6	0.44	ug/m3			08/06/19 00:16	1
1,2-Dichloropropane	ND		0.92	0.55	ug/m3			08/06/19 00:16	1
1,2-Dichlorotetrafluoroethane	ND		1.4	0.48	ug/m3			08/06/19 00:16	1
1,3,5-Trimethylbenzene	ND		0.98	0.29	ug/m3			08/06/19 00:16	1
1,3-Butadiene	ND		0.44	0.14	ug/m3			08/06/19 00:16	1
1,3-Dichlorobenzene	ND		1.2	0.49	ug/m3			08/06/19 00:16	1
1,4-Dichlorobenzene	ND		1.2	0.39	ug/m3			08/06/19 00:16	1
1,4-Dioxane	ND		18	4.7	ug/m3			08/06/19 00:16	1
2,2,4-Trimethylpentane	ND		0.93	0.41	ug/m3			08/06/19 00:16	1
2-Chlorotoluene	ND		1.0	0.37	ug/m3			08/06/19 00:16	1
3-Chloropropene	ND		1.6	0.85	ug/m3			08/06/19 00:16	1

Client Sample Results

Client: GHD Services Inc.
Project/Site: 058507, GM-Lockport SSOW 256039

Job ID: 200-49915-1

Client Sample ID: 10-IA-1-072919

Lab Sample ID: 200-49915-1

Date Collected: 07/29/19 16:17
Matrix: Air
Date Received: 08/02/19 10:35
Sample Container: Summa Canister 6L

Method: TO-15 - Volatile Organic Compounds in Ambient Air (Continued)

Analyte	Result	Qualifier	RL	MDL	Unit	D	Prepared	Analyzed	Dil Fac
4-Ethyltoluene	ND		0.98	0.34	ug/m3			08/06/19 00:16	1
4-Isopropyltoluene	ND		1.1	0.41	ug/m3			08/06/19 00:16	1
Acetone	**15**		12	6.2	ug/m3			08/06/19 00:16	1
Benzene	**0.33**	**J**	0.64	0.23	ug/m3			08/06/19 00:16	1
Benzyl chloride	ND		1.0	0.62	ug/m3			08/06/19 00:16	1
Bromodichloromethane	ND		1.3	0.63	ug/m3			08/06/19 00:16	1
Bromoethene(Vinyl Bromide)	ND		0.87	0.24	ug/m3			08/06/19 00:16	1
Bromoform	ND		2.1	0.89	ug/m3			08/06/19 00:16	1
Bromomethane	ND		0.78	0.24	ug/m3			08/06/19 00:16	1
Carbon disulfide	ND		1.6	0.37	ug/m3			08/06/19 00:16	1
Carbon tetrachloride	**0.35**		0.22	0.15	ug/m3			08/06/19 00:16	1
Chlorobenzene	ND		0.92	0.18	ug/m3			08/06/19 00:16	1
Chloroethane	ND		1.3	0.55	ug/m3			08/06/19 00:16	1
Chloroform	ND		0.98	0.25	ug/m3			08/06/19 00:16	1
Chloromethane	**0.94**	**J**	1.0	0.52	ug/m3			08/06/19 00:16	1
cis-1,2-Dichloroethene	ND		0.20	0.15	ug/m3			08/06/19 00:16	1
cis-1,3-Dichloropropene	ND		0.91	0.44	ug/m3			08/06/19 00:16	1
Cumene	ND		0.98	0.29	ug/m3			08/06/19 00:16	1
Cyclohexane	**0.59**	**J**	0.69	0.22	ug/m3			08/06/19 00:16	1
Dibromochloromethane	ND		1.7	0.60	ug/m3			08/06/19 00:16	1
Dichlorodifluoromethane	**2.1**	**J**	2.5	0.99	ug/m3			08/06/19 00:16	1
Ethylbenzene	**0.60**	**J**	0.87	0.32	ug/m3			08/06/19 00:16	1
Freon 22	**1.2**	**J**	1.8	0.92	ug/m3			08/06/19 00:16	1
Freon TF	**0.40**	**J**	1.5	0.24	ug/m3			08/06/19 00:16	1
Hexachlorobutadiene	ND		2.1	0.87	ug/m3			08/06/19 00:16	1
Isopropyl alcohol	**7.2**	**J**	12	4.4	ug/m3			08/06/19 00:16	1
m,p-Xylene	**2.5**		2.2	0.30	ug/m3			08/06/19 00:16	1
Methyl Butyl Ketone (2-Hexanone)	ND		2.0	1.7	ug/m3			08/06/19 00:16	1
Methyl Ethyl Ketone	**1.2**	**J**	1.5	0.59	ug/m3			08/06/19 00:16	1
methyl isobutyl ketone	ND		2.0	1.5	ug/m3			08/06/19 00:16	1
Methyl methacrylate	ND		2.0	0.90	ug/m3			08/06/19 00:16	1
Methyl tert-butyl ether	ND		0.72	0.22	ug/m3			08/06/19 00:16	1
Methylene Chloride	**5.1**		1.7	0.69	ug/m3			08/06/19 00:16	1
Naphthalene	ND		2.6	1.6	ug/m3			08/06/19 00:16	1
n-Butane	**1.2**		1.2	0.74	ug/m3			08/06/19 00:16	1
n-Butylbenzene	ND		1.1	0.44	ug/m3			08/06/19 00:16	1
n-Heptane	ND		0.82	0.57	ug/m3			08/06/19 00:16	1
n-Hexane	**4.3**		0.70	0.56	ug/m3			08/06/19 00:16	1
n-Propylbenzene	ND		0.98	0.34	ug/m3			08/06/19 00:16	1
sec-Butylbenzene	ND		1.1	0.36	ug/m3			08/06/19 00:16	1
Styrene	ND		0.85	0.37	ug/m3			08/06/19 00:16	1
tert-Butyl alcohol	ND		15	4.5	ug/m3			08/06/19 00:16	1
tert-Butylbenzene	ND		1.1	0.32	ug/m3			08/06/19 00:16	1
Tetrachloroethene	**0.42**	**J**	1.4	0.20	ug/m3			08/06/19 00:16	1
Tetrahydrofuran	ND		15	7.7	ug/m3			08/06/19 00:16	1
Toluene	**7.3**		0.75	0.26	ug/m3			08/06/19 00:16	1
trans-1,2-Dichloroethene	ND		0.79	0.29	ug/m3			08/06/19 00:16	1
trans-1,3-Dichloropropene	ND		0.91	0.54	ug/m3			08/06/19 00:16	1

Client Sample Results

Client: GHD Services Inc.
Project/Site: 058507, GM-Lockport SSOW 256039

Job ID: 200-49915-1

Client Sample ID: 10-IA-1-072919

Lab Sample ID: 200-49915-1
Matrix: Air

Date Collected: 07/29/19 16:17
Date Received: 08/02/19 10:35
Sample Container: Summa Canister 6L

Method: TO-15 - Volatile Organic Compounds in Ambient Air (Continued)

Analyte	Result	Qualifier	RL	MDL	Unit	D	Prepared	Analyzed	Dil Fac
Trichloroethene	ND		0.19	0.16	ug/m3			08/06/19 00:16	1
Trichlorofluoromethane	**1.2**		1.1	0.35	ug/m3			08/06/19 00:16	1
Vinyl chloride	ND		0.20	0.10	ug/m3			08/06/19 00:16	1
Xylene (total)	**3.3**		3.0	0.61	ug/m3			08/06/19 00:16	1
Xylene, o-	**0.84**	**J**	0.87	0.31	ug/m3			08/06/19 00:16	1

Client Sample ID: 10-IA-2-072919

Lab Sample ID: 200-49915-2
Matrix: Air

Date Collected: 07/29/19 16:19
Date Received: 08/02/19 10:35
Sample Container: Summa Canister 6L

Method: TO-15 - Volatile Organic Compounds in Ambient Air

Analyte	Result	Qualifier	RL	MDL	Unit	D	Prepared	Analyzed	Dil Fac
1,1,1-Trichloroethane	ND		0.20	0.068	ppb v/v			08/06/19 01:13	1
1,1,2,2-Tetrachloroethane	ND		0.20	0.076	ppb v/v			08/06/19 01:13	1
1,1,2-Trichloroethane	ND		0.20	0.078	ppb v/v			08/06/19 01:13	1
1,1-Dichloroethane	ND		0.20	0.026	ppb v/v			08/06/19 01:13	1
1,1-Dichloroethene	ND		0.035	0.034	ppb v/v			08/06/19 01:13	1
1,2,4-Trichlorobenzene	ND		0.50	0.24	ppb v/v			08/06/19 01:13	1
1,2,4-Trimethylbenzene	**0.18**	**J**	0.20	0.080	ppb v/v			08/06/19 01:13	1
1,2-Dibromoethane	ND		0.20	0.069	ppb v/v			08/06/19 01:13	1
1,2-Dichlorobenzene	ND		0.20	0.071	ppb v/v			08/06/19 01:13	1
1,2-Dichloroethane	ND		0.20	0.063	ppb v/v			08/06/19 01:13	1
1,2-Dichloroethene, Total	ND		0.40	0.11	ppb v/v			08/06/19 01:13	1
1,2-Dichloropropane	ND		0.20	0.12	ppb v/v			08/06/19 01:13	1
1,2-Dichlorotetrafluoroethane	ND		0.20	0.068	ppb v/v			08/06/19 01:13	1
1,3,5-Trimethylbenzene	ND		0.20	0.058	ppb v/v			08/06/19 01:13	1
1,3-Butadiene	ND		0.20	0.065	ppb v/v			08/06/19 01:13	1
1,3-Dichlorobenzene	ND		0.20	0.082	ppb v/v			08/06/19 01:13	1
1,4-Dichlorobenzene	ND		0.20	0.065	ppb v/v			08/06/19 01:13	1
1,4-Dioxane	ND		5.0	1.3	ppb v/v			08/06/19 01:13	1
2,2,4-Trimethylpentane	ND		0.20	0.088	ppb v/v			08/06/19 01:13	1
2-Chlorotoluene	ND		0.20	0.071	ppb v/v			08/06/19 01:13	1
3-Chloropropene	ND		0.50	0.27	ppb v/v			08/06/19 01:13	1
4-Ethyltoluene	ND		0.20	0.069	ppb v/v			08/06/19 01:13	1
4-Isopropyltoluene	ND		0.20	0.075	ppb v/v			08/06/19 01:13	1
Acetone	**5.4**		5.0	2.6	ppb v/v			08/06/19 01:13	1
Benzene	**0.082**	**J**	0.20	0.071	ppb v/v			08/06/19 01:13	1
Benzyl chloride	ND		0.20	0.12	ppb v/v			08/06/19 01:13	1
Bromodichloromethane	ND		0.20	0.094	ppb v/v			08/06/19 01:13	1
Bromoethene(Vinyl Bromide)	ND		0.20	0.056	ppb v/v			08/06/19 01:13	1
Bromoform	ND		0.20	0.086	ppb v/v			08/06/19 01:13	1
Bromomethane	ND		0.20	0.062	ppb v/v			08/06/19 01:13	1
Carbon disulfide	ND		0.50	0.12	ppb v/v			08/06/19 01:13	1
Carbon tetrachloride	**0.056**		0.035	0.024	ppb v/v			08/06/19 01:13	1
Chlorobenzene	ND		0.20	0.040	ppb v/v			08/06/19 01:13	1
Chloroethane	ND		0.50	0.21	ppb v/v			08/06/19 01:13	1
Chloroform	ND		0.20	0.052	ppb v/v			08/06/19 01:13	1
Chloromethane	**0.58**		0.50	0.25	ppb v/v			08/06/19 01:13	1

Client Sample Results

Client: GHD Services Inc.
Project/Site: 058507, GM-Lockport SSOW 256039

Job ID: 200-49915-1

Client Sample ID: 10-IA-2-072919

Lab Sample ID: 200-49915-2

Date Collected: 07/29/19 16:19
Matrix: Air
Date Received: 08/02/19 10:35
Sample Container: Summa Canister 6L

Method: TO-15 - Volatile Organic Compounds in Ambient Air (Continued)

Analyte	Result	Qualifier	RL	MDL	Unit	D	Prepared	Analyzed	Dil Fac
cis-1,2-Dichloroethene	ND		0.050	0.037	ppb v/v			08/06/19 01:13	1
cis-1,3-Dichloropropene	ND		0.20	0.098	ppb v/v			08/06/19 01:13	1
Cumene	ND		0.20	0.059	ppb v/v			08/06/19 01:13	1
Cyclohexane	**0.079**	**J**	0.20	0.063	ppb v/v			08/06/19 01:13	1
Dibromochloromethane	ND		0.20	0.071	ppb v/v			08/06/19 01:13	1
Dichlorodifluoromethane	**0.44**	**J**	0.50	0.20	ppb v/v			08/06/19 01:13	1
Ethylbenzene	**0.20**		0.20	0.073	ppb v/v			08/06/19 01:13	1
Freon 22	**0.31**	**J**	0.50	0.26	ppb v/v			08/06/19 01:13	1
Freon TF	**0.049**	**J**	0.20	0.031	ppb v/v			08/06/19 01:13	1
Hexachlorobutadiene	ND		0.20	0.082	ppb v/v			08/06/19 01:13	1
Isopropyl alcohol	**1.9**	**J**	5.0	1.8	ppb v/v			08/06/19 01:13	1
m,p-Xylene	**0.92**		0.50	0.070	ppb v/v			08/06/19 01:13	1
Methyl Butyl Ketone (2-Hexanone)	ND		0.50	0.42	ppb v/v			08/06/19 01:13	1
Methyl Ethyl Ketone	**1.1**		0.50	0.20	ppb v/v			08/06/19 01:13	1
methyl isobutyl ketone	ND		0.50	0.36	ppb v/v			08/06/19 01:13	1
Methyl methacrylate	ND		0.50	0.22	ppb v/v			08/06/19 01:13	1
Methyl tert-butyl ether	ND		0.20	0.061	ppb v/v			08/06/19 01:13	1
Methylene Chloride	**0.52**		0.50	0.20	ppb v/v			08/06/19 01:13	1
Naphthalene	**0.31**	**J**	0.50	0.31	ppb v/v			08/06/19 01:13	1
n-Butane	**0.36**	**J**	0.50	0.31	ppb v/v			08/06/19 01:13	1
n-Butylbenzene	ND		0.20	0.080	ppb v/v			08/06/19 01:13	1
n-Heptane	ND		0.20	0.14	ppb v/v			08/06/19 01:13	1
n-Hexane	**0.56**		0.20	0.16	ppb v/v			08/06/19 01:13	1
n-Propylbenzene	ND		0.20	0.069	ppb v/v			08/06/19 01:13	1
sec-Butylbenzene	ND		0.20	0.066	ppb v/v			08/06/19 01:13	1
Styrene	ND		0.20	0.086	ppb v/v			08/06/19 01:13	1
tert-Butyl alcohol	ND		5.0	1.5	ppb v/v			08/06/19 01:13	1
tert-Butylbenzene	ND		0.20	0.058	ppb v/v			08/06/19 01:13	1
Tetrachloroethene	**0.044**	**J**	0.20	0.029	ppb v/v			08/06/19 01:13	1
Tetrahydrofuran	ND		5.0	2.6	ppb v/v			08/06/19 01:13	1
Toluene	**0.92**		0.20	0.069	ppb v/v			08/06/19 01:13	1
trans-1,2-Dichloroethene	ND		0.20	0.074	ppb v/v			08/06/19 01:13	1
trans-1,3-Dichloropropene	ND		0.20	0.12	ppb v/v			08/06/19 01:13	1
Trichloroethene	ND		0.035	0.030	ppb v/v			08/06/19 01:13	1
Trichlorofluoromethane	**0.19**	**J**	0.20	0.062	ppb v/v			08/06/19 01:13	1
Vinyl chloride	ND		0.080	0.041	ppb v/v			08/06/19 01:13	1
Xylene (total)	**1.2**		0.70	0.14	ppb v/v			08/06/19 01:13	1
Xylene, o-	**0.25**		0.20	0.071	ppb v/v			08/06/19 01:13	1

Analyte	Result	Qualifier	RL	MDL	Unit	D	Prepared	Analyzed	Dil Fac
1,1,1-Trichloroethane	ND		1.1	0.37	ug/m3			08/06/19 01:13	1
1,1,2,2-Tetrachloroethane	ND		1.4	0.52	ug/m3			08/06/19 01:13	1
1,1,2-Trichloroethane	ND		1.1	0.43	ug/m3			08/06/19 01:13	1
1,1-Dichloroethane	ND		0.81	0.11	ug/m3			08/06/19 01:13	1
1,1-Dichloroethene	ND		0.14	0.13	ug/m3			08/06/19 01:13	1
1,2,4-Trichlorobenzene	ND		3.7	1.8	ug/m3			08/06/19 01:13	1
1,2,4-Trimethylbenzene	**0.89**	**J**	0.98	0.39	ug/m3			08/06/19 01:13	1
1,2-Dibromoethane	ND		1.5	0.53	ug/m3			08/06/19 01:13	1
1,2-Dichlorobenzene	ND		1.2	0.43	ug/m3			08/06/19 01:13	1

Client Sample ID: 10-IA-2-072919

Lab Sample ID: 200-49915-2

Date Collected: 07/29/19 16:19
Date Received: 08/02/19 10:35
Sample Container: Summa Canister 6L

Matrix: Air

Method: TO-15 - Volatile Organic Compounds in Ambient Air (Continued)

Analyte	Result	Qualifier	RL	MDL	Unit	D	Prepared	Analyzed	Dil Fac
1,2-Dichloroethane	ND		0.81	0.25	ug/m3			08/06/19 01:13	1
1,2-Dichloroethene, Total	ND		1.6	0.44	ug/m3			08/06/19 01:13	1
1,2-Dichloropropane	ND		0.92	0.55	ug/m3			08/06/19 01:13	1
1,2-Dichlorotetrafluoroethane	ND		1.4	0.48	ug/m3			08/06/19 01:13	1
1,3,5-Trimethylbenzene	ND		0.98	0.29	ug/m3			08/06/19 01:13	1
1,3-Butadiene	ND		0.44	0.14	ug/m3			08/06/19 01:13	1
1,3-Dichlorobenzene	ND		1.2	0.49	ug/m3			08/06/19 01:13	1
1,4-Dichlorobenzene	ND		1.2	0.39	ug/m3			08/06/19 01:13	1
1,4-Dioxane	ND		18	4.7	ug/m3			08/06/19 01:13	1
2,2,4-Trimethylpentane	ND		0.93	0.41	ug/m3			08/06/19 01:13	1
2-Chlorotoluene	ND		1.0	0.37	ug/m3			08/06/19 01:13	1
3-Chloropropene	ND		1.6	0.85	ug/m3			08/06/19 01:13	1
4-Ethyltoluene	ND		0.98	0.34	ug/m3			08/06/19 01:13	1
4-Isopropyltoluene	ND		1.1	0.41	ug/m3			08/06/19 01:13	1
Acetone	**13**		12	6.2	ug/m3			08/06/19 01:13	1
Benzene	**0.26**	**J**	0.64	0.23	ug/m3			08/06/19 01:13	1
Benzyl chloride	ND		1.0	0.62	ug/m3			08/06/19 01:13	1
Bromodichloromethane	ND		1.3	0.63	ug/m3			08/06/19 01:13	1
Bromoethene(Vinyl Bromide)	ND		0.87	0.24	ug/m3			08/06/19 01:13	1
Bromoform	ND		2.1	0.89	ug/m3			08/06/19 01:13	1
Bromomethane	ND		0.78	0.24	ug/m3			08/06/19 01:13	1
Carbon disulfide	ND		1.6	0.37	ug/m3			08/06/19 01:13	1
Carbon tetrachloride	**0.35**		0.22	0.15	ug/m3			08/06/19 01:13	1
Chlorobenzene	ND		0.92	0.18	ug/m3			08/06/19 01:13	1
Chloroethane	ND		1.3	0.55	ug/m3			08/06/19 01:13	1
Chloroform	ND		0.98	0.25	ug/m3			08/06/19 01:13	1
Chloromethane	**1.2**		1.0	0.52	ug/m3			08/06/19 01:13	1
cis-1,2-Dichloroethene	ND		0.20	0.15	ug/m3			08/06/19 01:13	1
cis-1,3-Dichloropropene	ND		0.91	0.44	ug/m3			08/06/19 01:13	1
Cumene	ND		0.98	0.29	ug/m3			08/06/19 01:13	1
Cyclohexane	**0.27**	**J**	0.69	0.22	ug/m3			08/06/19 01:13	1
Dibromochloromethane	ND		1.7	0.60	ug/m3			08/06/19 01:13	1
Dichlorodifluoromethane	**2.2**	**J**	2.5	0.99	ug/m3			08/06/19 01:13	1
Ethylbenzene	**0.86**		0.87	0.32	ug/m3			08/06/19 01:13	1
Freon 22	**1.1**	**J**	1.8	0.92	ug/m3			08/06/19 01:13	1
Freon TF	**0.38**	**J**	1.5	0.24	ug/m3			08/06/19 01:13	1
Hexachlorobutadiene	ND		2.1	0.87	ug/m3			08/06/19 01:13	1
Isopropyl alcohol	**4.6**	**J**	12	4.4	ug/m3			08/06/19 01:13	1
m,p-Xylene	**4.0**		2.2	0.30	ug/m3			08/06/19 01:13	1
Methyl Butyl Ketone (2-Hexanone)	ND		2.0	1.7	ug/m3			08/06/19 01:13	1
Methyl Ethyl Ketone	**3.3**		1.5	0.59	ug/m3			08/06/19 01:13	1
methyl isobutyl ketone	ND		2.0	1.5	ug/m3			08/06/19 01:13	1
Methyl methacrylate	ND		2.0	0.90	ug/m3			08/06/19 01:13	1
Methyl tert-butyl ether	ND		0.72	0.22	ug/m3			08/06/19 01:13	1
Methylene Chloride	**1.8**		1.7	0.69	ug/m3			08/06/19 01:13	1
Naphthalene	**1.6**	**J**	2.6	1.6	ug/m3			08/06/19 01:13	1
n-Butane	**0.86**	**J**	1.2	0.74	ug/m3			08/06/19 01:13	1
n-Butylbenzene	ND		1.1	0.44	ug/m3			08/06/19 01:13	1

Client Sample ID: 10-IA-2-072919

Lab Sample ID: 200-49915-2

Date Collected: 07/29/19 16:19
Matrix: Air
Date Received: 08/02/19 10:35
Sample Container: Summa Canister 6L

Method: TO-15 - Volatile Organic Compounds in Ambient Air (Continued)

Analyte	Result	Qualifier	RL	MDL	Unit	D	Prepared	Analyzed	Dil Fac
n-Heptane	ND		0.82	0.57	ug/m3			08/06/19 01:13	1
n-Hexane	**2.0**		0.70	0.56	ug/m3			08/06/19 01:13	1
n-Propylbenzene	ND		0.98	0.34	ug/m3			08/06/19 01:13	1
sec-Butylbenzene	ND		1.1	0.36	ug/m3			08/06/19 01:13	1
Styrene	ND		0.85	0.37	ug/m3			08/06/19 01:13	1
tert-Butyl alcohol	ND		15	4.5	ug/m3			08/06/19 01:13	1
tert-Butylbenzene	ND		1.1	0.32	ug/m3			08/06/19 01:13	1
Tetrachloroethene	**0.30**	**J**	1.4	0.20	ug/m3			08/06/19 01:13	1
Tetrahydrofuran	ND		15	7.7	ug/m3			08/06/19 01:13	1
Toluene	**3.5**		0.75	0.26	ug/m3			08/06/19 01:13	1
trans-1,2-Dichloroethene	ND		0.79	0.29	ug/m3			08/06/19 01:13	1
trans-1,3-Dichloropropene	ND		0.91	0.54	ug/m3			08/06/19 01:13	1
Trichloroethene	ND		0.19	0.16	ug/m3			08/06/19 01:13	1
Trichlorofluoromethane	**1.1**	**J**	1.1	0.35	ug/m3			08/06/19 01:13	1
Vinyl chloride	ND		0.20	0.10	ug/m3			08/06/19 01:13	1
Xylene (total)	**5.1**		3.0	0.61	ug/m3			08/06/19 01:13	1
Xylene, o-	**1.1**		0.87	0.31	ug/m3			08/06/19 01:13	1

Client Sample ID: OA-072919

Lab Sample ID: 200-49915-3

Date Collected: 07/29/19 16:45
Matrix: Air
Date Received: 08/02/19 10:35
Sample Container: Summa Canister 6L

Method: TO-15 - Volatile Organic Compounds in Ambient Air

Analyte	Result	Qualifier	RL	MDL	Unit	D	Prepared	Analyzed	Dil Fac
1,1,1-Trichloroethane	ND		0.20	0.068	ppb v/v			08/06/19 02:09	1
1,1,2,2-Tetrachloroethane	ND		0.20	0.076	ppb v/v			08/06/19 02:09	1
1,1,2-Trichloroethane	ND		0.20	0.078	ppb v/v			08/06/19 02:09	1
1,1-Dichloroethane	ND		0.20	0.026	ppb v/v			08/06/19 02:09	1
1,1-Dichloroethene	ND		0.035	0.034	ppb v/v			08/06/19 02:09	1
1,2,4-Trichlorobenzene	ND		0.50	0.24	ppb v/v			08/06/19 02:09	1
1,2,4-Trimethylbenzene	**0.14**	**J**	0.20	0.080	ppb v/v			08/06/19 02:09	1
1,2-Dibromoethane	ND		0.20	0.069	ppb v/v			08/06/19 02:09	1
1,2-Dichlorobenzene	ND		0.20	0.071	ppb v/v			08/06/19 02:09	1
1,2-Dichloroethane	ND		0.20	0.063	ppb v/v			08/06/19 02:09	1
1,2-Dichloroethene, Total	ND		0.40	0.11	ppb v/v			08/06/19 02:09	1
1,2-Dichloropropane	ND		0.20	0.12	ppb v/v			08/06/19 02:09	1
1,2-Dichlorotetrafluoroethane	ND		0.20	0.068	ppb v/v			08/06/19 02:09	1
1,3,5-Trimethylbenzene	ND		0.20	0.058	ppb v/v			08/06/19 02:09	1
1,3-Butadiene	ND		0.20	0.065	ppb v/v			08/06/19 02:09	1
1,3-Dichlorobenzene	ND		0.20	0.082	ppb v/v			08/06/19 02:09	1
1,4-Dichlorobenzene	ND		0.20	0.065	ppb v/v			08/06/19 02:09	1
1,4-Dioxane	ND		5.0	1.3	ppb v/v			08/06/19 02:09	1
2,2,4-Trimethylpentane	**0.10**	**J**	0.20	0.088	ppb v/v			08/06/19 02:09	1
2-Chlorotoluene	ND		0.20	0.071	ppb v/v			08/06/19 02:09	1
3-Chloropropene	ND		0.50	0.27	ppb v/v			08/06/19 02:09	1
4-Ethyltoluene	ND		0.20	0.069	ppb v/v			08/06/19 02:09	1
4-Isopropyltoluene	ND		0.20	0.075	ppb v/v			08/06/19 02:09	1
Acetone	**5.2**		5.0	2.6	ppb v/v			08/06/19 02:09	1

Client Sample Results

Client: GHD Services Inc.
Project/Site: 058507, GM-Lockport SSOW 256039

Job ID: 200-49915-1

Client Sample ID: OA-072919

Lab Sample ID: 200-49915-3

Date Collected: 07/29/19 16:45
Matrix: Air
Date Received: 08/02/19 10:35
Sample Container: Summa Canister 6L

Method: TO-15 - Volatile Organic Compounds in Ambient Air (Continued)

Analyte	Result	Qualifier	RL	MDL	Unit	D	Prepared	Analyzed	Dil Fac
Benzene	**0.17**	**J**	0.20	0.071	ppb v/v			08/06/19 02:09	1
Benzyl chloride	ND		0.20	0.12	ppb v/v			08/06/19 02:09	1
Bromodichloromethane	ND		0.20	0.094	ppb v/v			08/06/19 02:09	1
Bromoethene(Vinyl Bromide)	ND		0.20	0.056	ppb v/v			08/06/19 02:09	1
Bromoform	ND		0.20	0.086	ppb v/v			08/06/19 02:09	1
Bromomethane	ND		0.20	0.062	ppb v/v			08/06/19 02:09	1
Carbon disulfide	ND		0.50	0.12	ppb v/v			08/06/19 02:09	1
Carbon tetrachloride	**0.042**		0.035	0.024	ppb v/v			08/06/19 02:09	1
Chlorobenzene	ND		0.20	0.040	ppb v/v			08/06/19 02:09	1
Chloroethane	ND		0.50	0.21	ppb v/v			08/06/19 02:09	1
Chloroform	**0.059**	**J**	0.20	0.052	ppb v/v			08/06/19 02:09	1
Chloromethane	**0.47**	**J**	0.50	0.25	ppb v/v			08/06/19 02:09	1
cis-1,2-Dichloroethene	ND		0.050	0.037	ppb v/v			08/06/19 02:09	1
cis-1,3-Dichloropropene	ND		0.20	0.098	ppb v/v			08/06/19 02:09	1
Cumene	ND		0.20	0.059	ppb v/v			08/06/19 02:09	1
Cyclohexane	**0.11**	**J**	0.20	0.063	ppb v/v			08/06/19 02:09	1
Dibromochloromethane	ND		0.20	0.071	ppb v/v			08/06/19 02:09	1
Dichlorodifluoromethane	**0.44**	**J**	0.50	0.20	ppb v/v			08/06/19 02:09	1
Ethylbenzene	ND		0.20	0.073	ppb v/v			08/06/19 02:09	1
Freon 22	**0.31**	**J**	0.50	0.26	ppb v/v			08/06/19 02:09	1
Freon TF	**0.051**	**J**	0.20	0.031	ppb v/v			08/06/19 02:09	1
Hexachlorobutadiene	ND		0.20	0.082	ppb v/v			08/06/19 02:09	1
Isopropyl alcohol	**2.5**	**J**	5.0	1.8	ppb v/v			08/06/19 02:09	1
m,p-Xylene	**0.17**	**J**	0.50	0.070	ppb v/v			08/06/19 02:09	1
Methyl Butyl Ketone (2-Hexanone)	ND		0.50	0.42	ppb v/v			08/06/19 02:09	1
Methyl Ethyl Ketone	**0.64**		0.50	0.20	ppb v/v			08/06/19 02:09	1
methyl isobutyl ketone	ND		0.50	0.36	ppb v/v			08/06/19 02:09	1
Methyl methacrylate	ND		0.50	0.22	ppb v/v			08/06/19 02:09	1
Methyl tert-butyl ether	ND		0.20	0.061	ppb v/v			08/06/19 02:09	1
Methylene Chloride	**7.3**		0.50	0.20	ppb v/v			08/06/19 02:09	1
Naphthalene	ND		0.50	0.31	ppb v/v			08/06/19 02:09	1
n-Butane	**0.70**		0.50	0.31	ppb v/v			08/06/19 02:09	1
n-Butylbenzene	ND		0.20	0.080	ppb v/v			08/06/19 02:09	1
n-Heptane	**0.28**		0.20	0.14	ppb v/v			08/06/19 02:09	1
n-Hexane	**2.4**		0.20	0.16	ppb v/v			08/06/19 02:09	1
n-Propylbenzene	ND		0.20	0.069	ppb v/v			08/06/19 02:09	1
sec-Butylbenzene	ND		0.20	0.066	ppb v/v			08/06/19 02:09	1
Styrene	ND		0.20	0.086	ppb v/v			08/06/19 02:09	1
tert-Butyl alcohol	ND		5.0	1.5	ppb v/v			08/06/19 02:09	1
tert-Butylbenzene	ND		0.20	0.058	ppb v/v			08/06/19 02:09	1
Tetrachloroethene	ND		0.20	0.029	ppb v/v			08/06/19 02:09	1
Tetrahydrofuran	ND		5.0	2.6	ppb v/v			08/06/19 02:09	1
Toluene	**1.0**		0.20	0.069	ppb v/v			08/06/19 02:09	1
trans-1,2-Dichloroethene	ND		0.20	0.074	ppb v/v			08/06/19 02:09	1
trans-1,3-Dichloropropene	ND		0.20	0.12	ppb v/v			08/06/19 02:09	1
Trichloroethene	ND		0.035	0.030	ppb v/v			08/06/19 02:09	1
Trichlorofluoromethane	**0.30**		0.20	0.062	ppb v/v			08/06/19 02:09	1
Vinyl chloride	ND		0.080	0.041	ppb v/v			08/06/19 02:09	1

Client Sample ID: OA-072919

Lab Sample ID: 200-49915-3

Date Collected: 07/29/19 16:45
Date Received: 08/02/19 10:35
Sample Container: Summa Canister 6L

Matrix: Air

Method: TO-15 - Volatile Organic Compounds in Ambient Air (Continued)

Analyte	Result	Qualifier	RL	MDL	Unit	D	Prepared	Analyzed	Dil Fac
Xylene (total)	**0.25**	**J**	0.70	0.14	ppb v/v			08/06/19 02:09	1
Xylene, o-	**0.084**	**J**	0.20	0.071	ppb v/v			08/06/19 02:09	1

Analyte	Result	Qualifier	RL	MDL	Unit	D	Prepared	Analyzed	Dil Fac
1,1,1-Trichloroethane	ND		1.1	0.37	ug/m3			08/06/19 02:09	1
1,1,2,2-Tetrachloroethane	ND		1.4	0.52	ug/m3			08/06/19 02:09	1
1,1,2-Trichloroethane	ND		1.1	0.43	ug/m3			08/06/19 02:09	1
1,1-Dichloroethane	ND		0.81	0.11	ug/m3			08/06/19 02:09	1
1,1-Dichloroethene	ND		0.14	0.13	ug/m3			08/06/19 02:09	1
1,2,4-Trichlorobenzene	ND		3.7	1.8	ug/m3			08/06/19 02:09	1
1,2,4-Trimethylbenzene	**0.70**	**J**	0.98	0.39	ug/m3			08/06/19 02:09	1
1,2-Dibromoethane	ND		1.5	0.53	ug/m3			08/06/19 02:09	1
1,2-Dichlorobenzene	ND		1.2	0.43	ug/m3			08/06/19 02:09	1
1,2-Dichloroethane	ND		0.81	0.25	ug/m3			08/06/19 02:09	1
1,2-Dichloroethene, Total	ND		1.6	0.44	ug/m3			08/06/19 02:09	1
1,2-Dichloropropane	ND		0.92	0.55	ug/m3			08/06/19 02:09	1
1,2-Dichlorotetrafluoroethane	ND		1.4	0.48	ug/m3			08/06/19 02:09	1
1,3,5-Trimethylbenzene	ND		0.98	0.29	ug/m3			08/06/19 02:09	1
1,3-Butadiene	ND		0.44	0.14	ug/m3			08/06/19 02:09	1
1,3-Dichlorobenzene	ND		1.2	0.49	ug/m3			08/06/19 02:09	1
1,4-Dichlorobenzene	ND		1.2	0.39	ug/m3			08/06/19 02:09	1
1,4-Dioxane	ND		18	4.7	ug/m3			08/06/19 02:09	1
2,2,4-Trimethylpentane	**0.47**	**J**	0.93	0.41	ug/m3			08/06/19 02:09	1
2-Chlorotoluene	ND		1.0	0.37	ug/m3			08/06/19 02:09	1
3-Chloropropene	ND		1.6	0.85	ug/m3			08/06/19 02:09	1
4-Ethyltoluene	ND		0.98	0.34	ug/m3			08/06/19 02:09	1
4-Isopropyltoluene	ND		1.1	0.41	ug/m3			08/06/19 02:09	1
Acetone	**12**		12	6.2	ug/m3			08/06/19 02:09	1
Benzene	**0.55**	**J**	0.64	0.23	ug/m3			08/06/19 02:09	1
Benzyl chloride	ND		1.0	0.62	ug/m3			08/06/19 02:09	1
Bromodichloromethane	ND		1.3	0.63	ug/m3			08/06/19 02:09	1
Bromoethene(Vinyl Bromide)	ND		0.87	0.24	ug/m3			08/06/19 02:09	1
Bromoform	ND		2.1	0.89	ug/m3			08/06/19 02:09	1
Bromomethane	ND		0.78	0.24	ug/m3			08/06/19 02:09	1
Carbon disulfide	ND		1.6	0.37	ug/m3			08/06/19 02:09	1
Carbon tetrachloride	**0.27**		0.22	0.15	ug/m3			08/06/19 02:09	1
Chlorobenzene	ND		0.92	0.18	ug/m3			08/06/19 02:09	1
Chloroethane	ND		1.3	0.55	ug/m3			08/06/19 02:09	1
Chloroform	**0.29**	**J**	0.98	0.25	ug/m3			08/06/19 02:09	1
Chloromethane	**0.97**	**J**	1.0	0.52	ug/m3			08/06/19 02:09	1
cis-1,2-Dichloroethene	ND		0.20	0.15	ug/m3			08/06/19 02:09	1
cis-1,3-Dichloropropene	ND		0.91	0.44	ug/m3			08/06/19 02:09	1
Cumene	ND		0.98	0.29	ug/m3			08/06/19 02:09	1
Cyclohexane	**0.39**	**J**	0.69	0.22	ug/m3			08/06/19 02:09	1
Dibromochloromethane	ND		1.7	0.60	ug/m3			08/06/19 02:09	1
Dichlorodifluoromethane	**2.2**	**J**	2.5	0.99	ug/m3			08/06/19 02:09	1
Ethylbenzene	ND		0.87	0.32	ug/m3			08/06/19 02:09	1
Freon 22	**1.1**	**J**	1.8	0.92	ug/m3			08/06/19 02:09	1
Freon TF	**0.39**	**J**	1.5	0.24	ug/m3			08/06/19 02:09	1

Client Sample Results

Client: GHD Services Inc.
Project/Site: 058507, GM-Lockport SSOW 256039

Job ID: 200-49915-1

Client Sample ID: OA-072919

Lab Sample ID: 200-49915-3

Date Collected: 07/29/19 16:45
Matrix: Air
Date Received: 08/02/19 10:35
Sample Container: Summa Canister 6L

Method: TO-15 - Volatile Organic Compounds in Ambient Air (Continued)

Analyte	Result	Qualifier	RL	MDL	Unit	D	Prepared	Analyzed	Dil Fac
Hexachlorobutadiene	ND		2.1	0.87	ug/m3			08/06/19 02:09	1
Isopropyl alcohol	**6.2**	**J**	12	4.4	ug/m3			08/06/19 02:09	1
m,p-Xylene	**0.72**	**J**	2.2	0.30	ug/m3			08/06/19 02:09	1
Methyl Butyl Ketone (2-Hexanone)	ND		2.0	1.7	ug/m3			08/06/19 02:09	1
Methyl Ethyl Ketone	**1.9**		1.5	0.59	ug/m3			08/06/19 02:09	1
methyl isobutyl ketone	ND		2.0	1.5	ug/m3			08/06/19 02:09	1
Methyl methacrylate	ND		2.0	0.90	ug/m3			08/06/19 02:09	1
Methyl tert-butyl ether	ND		0.72	0.22	ug/m3			08/06/19 02:09	1
Methylene Chloride	**25**		1.7	0.69	ug/m3			08/06/19 02:09	1
Naphthalene	ND		2.6	1.6	ug/m3			08/06/19 02:09	1
n-Butane	**1.7**		1.2	0.74	ug/m3			08/06/19 02:09	1
n-Butylbenzene	ND		1.1	0.44	ug/m3			08/06/19 02:09	1
n-Heptane	**1.2**		0.82	0.57	ug/m3			08/06/19 02:09	1
n-Hexane	**8.4**		0.70	0.56	ug/m3			08/06/19 02:09	1
n-Propylbenzene	ND		0.98	0.34	ug/m3			08/06/19 02:09	1
sec-Butylbenzene	ND		1.1	0.36	ug/m3			08/06/19 02:09	1
Styrene	ND		0.85	0.37	ug/m3			08/06/19 02:09	1
tert-Butyl alcohol	ND		15	4.5	ug/m3			08/06/19 02:09	1
tert-Butylbenzene	ND		1.1	0.32	ug/m3			08/06/19 02:09	1
Tetrachloroethene	ND		1.4	0.20	ug/m3			08/06/19 02:09	1
Tetrahydrofuran	ND		15	7.7	ug/m3			08/06/19 02:09	1
Toluene	**3.9**		0.75	0.26	ug/m3			08/06/19 02:09	1
trans-1,2-Dichloroethene	ND		0.79	0.29	ug/m3			08/06/19 02:09	1
trans-1,3-Dichloropropene	ND		0.91	0.54	ug/m3			08/06/19 02:09	1
Trichloroethene	ND		0.19	0.16	ug/m3			08/06/19 02:09	1
Trichlorofluoromethane	**1.7**		1.1	0.35	ug/m3			08/06/19 02:09	1
Vinyl chloride	ND		0.20	0.10	ug/m3			08/06/19 02:09	1
Xylene (total)	**1.1**	**J**	3.0	0.61	ug/m3			08/06/19 02:09	1
Xylene, o-	**0.36**	**J**	0.87	0.31	ug/m3			08/06/19 02:09	1

Method: TO-15 - Volatile Organic Compounds in Ambient Air

Lab Sample ID: MB 200-145823/4
Matrix: Air
Analysis Batch: 145823

Client Sample ID: Method Blank
Prep Type: Total/NA

Analyte	MB Result	MB Qualifier	RL	MDL	Unit	D	Prepared	Analyzed	Dil Fac
1,1,1-Trichloroethane	ND		0.20	0.068	ppb v/v			08/05/19 12:30	1
1,1,2,2-Tetrachloroethane	ND		0.20	0.076	ppb v/v			08/05/19 12:30	1
1,1,2-Trichloroethane	ND		0.20	0.078	ppb v/v			08/05/19 12:30	1
1,1-Dichloroethane	ND		0.20	0.026	ppb v/v			08/05/19 12:30	1
1,1-Dichloroethene	ND		0.035	0.034	ppb v/v			08/05/19 12:30	1
1,2,4-Trichlorobenzene	ND		0.50	0.24	ppb v/v			08/05/19 12:30	1
1,2,4-Trimethylbenzene	ND		0.20	0.080	ppb v/v			08/05/19 12:30	1
1,2-Dibromoethane	ND		0.20	0.069	ppb v/v			08/05/19 12:30	1
1,2-Dichlorobenzene	ND		0.20	0.071	ppb v/v			08/05/19 12:30	1
1,2-Dichloroethane	ND		0.20	0.063	ppb v/v			08/05/19 12:30	1
1,2-Dichloroethene, Total	ND		0.40	0.11	ppb v/v			08/05/19 12:30	1
1,2-Dichloropropane	ND		0.20	0.12	ppb v/v			08/05/19 12:30	1
1,2-Dichlorotetrafluoroethane	ND		0.20	0.068	ppb v/v			08/05/19 12:30	1
1,3,5-Trimethylbenzene	ND		0.20	0.058	ppb v/v			08/05/19 12:30	1
1,3-Butadiene	ND		0.20	0.065	ppb v/v			08/05/19 12:30	1
1,3-Dichlorobenzene	ND		0.20	0.082	ppb v/v			08/05/19 12:30	1
1,4-Dichlorobenzene	0.0841	J	0.20	0.065	ppb v/v			08/05/19 12:30	1
1,4-Dioxane	ND		5.0	1.3	ppb v/v			08/05/19 12:30	1
2,2,4-Trimethylpentane	ND		0.20	0.088	ppb v/v			08/05/19 12:30	1
2-Chlorotoluene	ND		0.20	0.071	ppb v/v			08/05/19 12:30	1
3-Chloropropene	ND		0.50	0.27	ppb v/v			08/05/19 12:30	1
4-Ethyltoluene	ND		0.20	0.069	ppb v/v			08/05/19 12:30	1
4-Isopropyltoluene	ND		0.20	0.075	ppb v/v			08/05/19 12:30	1
Acetone	ND		5.0	2.6	ppb v/v			08/05/19 12:30	1
Benzene	ND		0.20	0.071	ppb v/v			08/05/19 12:30	1
Benzyl chloride	ND		0.20	0.12	ppb v/v			08/05/19 12:30	1
Bromodichloromethane	ND		0.20	0.094	ppb v/v			08/05/19 12:30	1
Bromoethene(Vinyl Bromide)	ND		0.20	0.056	ppb v/v			08/05/19 12:30	1
Bromoform	ND		0.20	0.086	ppb v/v			08/05/19 12:30	1
Bromomethane	ND		0.20	0.062	ppb v/v			08/05/19 12:30	1
Carbon disulfide	ND		0.50	0.12	ppb v/v			08/05/19 12:30	1
Carbon tetrachloride	ND		0.035	0.024	ppb v/v			08/05/19 12:30	1
Chlorobenzene	ND		0.20	0.040	ppb v/v			08/05/19 12:30	1
Chloroethane	ND		0.50	0.21	ppb v/v			08/05/19 12:30	1
Chloroform	ND		0.20	0.052	ppb v/v			08/05/19 12:30	1
Chloromethane	ND		0.50	0.25	ppb v/v			08/05/19 12:30	1
cis-1,2-Dichloroethene	ND		0.050	0.037	ppb v/v			08/05/19 12:30	1
cis-1,3-Dichloropropene	ND		0.20	0.098	ppb v/v			08/05/19 12:30	1
Cumene	ND		0.20	0.059	ppb v/v			08/05/19 12:30	1
Cyclohexane	ND		0.20	0.063	ppb v/v			08/05/19 12:30	1
Dibromochloromethane	ND		0.20	0.071	ppb v/v			08/05/19 12:30	1
Dichlorodifluoromethane	ND		0.50	0.20	ppb v/v			08/05/19 12:30	1
Ethylbenzene	ND		0.20	0.073	ppb v/v			08/05/19 12:30	1
Freon 22	ND		0.50	0.26	ppb v/v			08/05/19 12:30	1
Freon TF	ND		0.20	0.031	ppb v/v			08/05/19 12:30	1
Hexachlorobutadiene	ND		0.20	0.082	ppb v/v			08/05/19 12:30	1
Isopropyl alcohol	ND		5.0	1.8	ppb v/v			08/05/19 12:30	1
m,p-Xylene	ND		0.50	0.070	ppb v/v			08/05/19 12:30	1

Method: TO-15 - Volatile Organic Compounds in Ambient Air (Continued)

Lab Sample ID: MB 200-145823/4
Matrix: Air
Analysis Batch: 145823

Client Sample ID: Method Blank
Prep Type: Total/NA

Analyte	MB Result	MB Qualifier	RL	MDL	Unit	D	Prepared	Analyzed	Dil Fac
Methyl Butyl Ketone (2-Hexanone)	ND		0.50	0.42	ppb v/v			08/05/19 12:30	1
Methyl Ethyl Ketone	ND		0.50	0.20	ppb v/v			08/05/19 12:30	1
methyl isobutyl ketone	ND		0.50	0.36	ppb v/v			08/05/19 12:30	1
Methyl methacrylate	ND		0.50	0.22	ppb v/v			08/05/19 12:30	1
Methyl tert-butyl ether	ND		0.20	0.061	ppb v/v			08/05/19 12:30	1
Methylene Chloride	ND		0.50	0.20	ppb v/v			08/05/19 12:30	1
Naphthalene	ND		0.50	0.31	ppb v/v			08/05/19 12:30	1
n-Butane	ND		0.50	0.31	ppb v/v			08/05/19 12:30	1
n-Butylbenzene	ND		0.20	0.080	ppb v/v			08/05/19 12:30	1
n-Heptane	ND		0.20	0.14	ppb v/v			08/05/19 12:30	1
n-Hexane	ND		0.20	0.16	ppb v/v			08/05/19 12:30	1
n-Propylbenzene	ND		0.20	0.069	ppb v/v			08/05/19 12:30	1
sec-Butylbenzene	ND		0.20	0.066	ppb v/v			08/05/19 12:30	1
Styrene	ND		0.20	0.086	ppb v/v			08/05/19 12:30	1
tert-Butyl alcohol	ND		5.0	1.5	ppb v/v			08/05/19 12:30	1
tert-Butylbenzene	ND		0.20	0.058	ppb v/v			08/05/19 12:30	1
Tetrachloroethene	ND		0.20	0.029	ppb v/v			08/05/19 12:30	1
Tetrahydrofuran	ND		5.0	2.6	ppb v/v			08/05/19 12:30	1
Toluene	ND		0.20	0.069	ppb v/v			08/05/19 12:30	1
trans-1,2-Dichloroethene	ND		0.20	0.074	ppb v/v			08/05/19 12:30	1
trans-1,3-Dichloropropene	ND		0.20	0.12	ppb v/v			08/05/19 12:30	1
Trichloroethene	ND		0.035	0.030	ppb v/v			08/05/19 12:30	1
Trichlorofluoromethane	ND		0.20	0.062	ppb v/v			08/05/19 12:30	1
Vinyl chloride	ND		0.080	0.041	ppb v/v			08/05/19 12:30	1
Xylene (total)	ND		0.70	0.14	ppb v/v			08/05/19 12:30	1
Xylene, o-	ND		0.20	0.071	ppb v/v			08/05/19 12:30	1

Analyte	MB Result	MB Qualifier	RL	MDL	Unit	D	Prepared	Analyzed	Dil Fac
1,1,1-Trichloroethane	ND		1.1	0.37	ug/m3			08/05/19 12:30	1
1,1,2,2-Tetrachloroethane	ND		1.4	0.52	ug/m3			08/05/19 12:30	1
1,1,2-Trichloroethane	ND		1.1	0.43	ug/m3			08/05/19 12:30	1
1,1-Dichloroethane	ND		0.81	0.11	ug/m3			08/05/19 12:30	1
1,1-Dichloroethene	ND		0.14	0.13	ug/m3			08/05/19 12:30	1
1,2,4-Trichlorobenzene	ND		3.7	1.8	ug/m3			08/05/19 12:30	1
1,2,4-Trimethylbenzene	ND		0.98	0.39	ug/m3			08/05/19 12:30	1
1,2-Dibromoethane	ND		1.5	0.53	ug/m3			08/05/19 12:30	1
1,2-Dichlorobenzene	ND		1.2	0.43	ug/m3			08/05/19 12:30	1
1,2-Dichloroethane	ND		0.81	0.25	ug/m3			08/05/19 12:30	1
1,2-Dichloroethene, Total	ND		1.6	0.44	ug/m3			08/05/19 12:30	1
1,2-Dichloropropane	ND		0.92	0.55	ug/m3			08/05/19 12:30	1
1,2-Dichlorotetrafluoroethane	ND		1.4	0.48	ug/m3			08/05/19 12:30	1
1,3,5-Trimethylbenzene	ND		0.98	0.29	ug/m3			08/05/19 12:30	1
1,3-Butadiene	ND		0.44	0.14	ug/m3			08/05/19 12:30	1
1,3-Dichlorobenzene	ND		1.2	0.49	ug/m3			08/05/19 12:30	1
1,4-Dichlorobenzene	0.505	J	1.2	0.39	ug/m3			08/05/19 12:30	1
1,4-Dioxane	ND		18	4.7	ug/m3			08/05/19 12:30	1
2,2,4-Trimethylpentane	ND		0.93	0.41	ug/m3			08/05/19 12:30	1
2-Chlorotoluene	ND		1.0	0.37	ug/m3			08/05/19 12:30	1
3-Chloropropene	ND		1.6	0.85	ug/m3			08/05/19 12:30	1

Method: TO-15 - Volatile Organic Compounds in Ambient Air (Continued)

Lab Sample ID: MB 200-145823/4
Matrix: Air
Analysis Batch: 145823

Client Sample ID: Method Blank
Prep Type: Total/NA

Analyte	MB Result	MB Qualifier	RL	MDL	Unit	D	Prepared	Analyzed	Dil Fac
4-Ethyltoluene	ND		0.98	0.34	ug/m3			08/05/19 12:30	1
4-Isopropyltoluene	ND		1.1	0.41	ug/m3			08/05/19 12:30	1
Acetone	ND		12	6.2	ug/m3			08/05/19 12:30	1
Benzene	ND		0.64	0.23	ug/m3			08/05/19 12:30	1
Benzyl chloride	ND		1.0	0.62	ug/m3			08/05/19 12:30	1
Bromodichloromethane	ND		1.3	0.63	ug/m3			08/05/19 12:30	1
Bromoethene(Vinyl Bromide)	ND		0.87	0.24	ug/m3			08/05/19 12:30	1
Bromoform	ND		2.1	0.89	ug/m3			08/05/19 12:30	1
Bromomethane	ND		0.78	0.24	ug/m3			08/05/19 12:30	1
Carbon disulfide	ND		1.6	0.37	ug/m3			08/05/19 12:30	1
Carbon tetrachloride	ND		0.22	0.15	ug/m3			08/05/19 12:30	1
Chlorobenzene	ND		0.92	0.18	ug/m3			08/05/19 12:30	1
Chloroethane	ND		1.3	0.55	ug/m3			08/05/19 12:30	1
Chloroform	ND		0.98	0.25	ug/m3			08/05/19 12:30	1
Chloromethane	ND		1.0	0.52	ug/m3			08/05/19 12:30	1
cis-1,2-Dichloroethene	ND		0.20	0.15	ug/m3			08/05/19 12:30	1
cis-1,3-Dichloropropene	ND		0.91	0.44	ug/m3			08/05/19 12:30	1
Cumene	ND		0.98	0.29	ug/m3			08/05/19 12:30	1
Cyclohexane	ND		0.69	0.22	ug/m3			08/05/19 12:30	1
Dibromochloromethane	ND		1.7	0.60	ug/m3			08/05/19 12:30	1
Dichlorodifluoromethane	ND		2.5	0.99	ug/m3			08/05/19 12:30	1
Ethylbenzene	ND		0.87	0.32	ug/m3			08/05/19 12:30	1
Freon 22	ND		1.8	0.92	ug/m3			08/05/19 12:30	1
Freon TF	ND		1.5	0.24	ug/m3			08/05/19 12:30	1
Hexachlorobutadiene	ND		2.1	0.87	ug/m3			08/05/19 12:30	1
Isopropyl alcohol	ND		12	4.4	ug/m3			08/05/19 12:30	1
m,p-Xylene	ND		2.2	0.30	ug/m3			08/05/19 12:30	1
Methyl Butyl Ketone (2-Hexanone)	ND		2.0	1.7	ug/m3			08/05/19 12:30	1
Methyl Ethyl Ketone	ND		1.5	0.59	ug/m3			08/05/19 12:30	1
methyl isobutyl ketone	ND		2.0	1.5	ug/m3			08/05/19 12:30	1
Methyl methacrylate	ND		2.0	0.90	ug/m3			08/05/19 12:30	1
Methyl tert-butyl ether	ND		0.72	0.22	ug/m3			08/05/19 12:30	1
Methylene Chloride	ND		1.7	0.69	ug/m3			08/05/19 12:30	1
Naphthalene	ND		2.6	1.6	ug/m3			08/05/19 12:30	1
n-Butane	ND		1.2	0.74	ug/m3			08/05/19 12:30	1
n-Butylbenzene	ND		1.1	0.44	ug/m3			08/05/19 12:30	1
n-Heptane	ND		0.82	0.57	ug/m3			08/05/19 12:30	1
n-Hexane	ND		0.70	0.56	ug/m3			08/05/19 12:30	1
n-Propylbenzene	ND		0.98	0.34	ug/m3			08/05/19 12:30	1
sec-Butylbenzene	ND		1.1	0.36	ug/m3			08/05/19 12:30	1
Styrene	ND		0.85	0.37	ug/m3			08/05/19 12:30	1
tert-Butyl alcohol	ND		15	4.5	ug/m3			08/05/19 12:30	1
tert-Butylbenzene	ND		1.1	0.32	ug/m3			08/05/19 12:30	1
Tetrachloroethene	ND		1.4	0.20	ug/m3			08/05/19 12:30	1
Tetrahydrofuran	ND		15	7.7	ug/m3			08/05/19 12:30	1
Toluene	ND		0.75	0.26	ug/m3			08/05/19 12:30	1
trans-1,2-Dichloroethene	ND		0.79	0.29	ug/m3			08/05/19 12:30	1
trans-1,3-Dichloropropene	ND		0.91	0.54	ug/m3			08/05/19 12:30	1
Trichloroethene	ND		0.19	0.16	ug/m3			08/05/19 12:30	1

Method: TO-15 - Volatile Organic Compounds in Ambient Air (Continued)

Lab Sample ID: MB 200-145823/4
Matrix: Air
Analysis Batch: 145823

Client Sample ID: Method Blank
Prep Type: Total/NA

Analyte	MB Result	MB Qualifier	RL	MDL	Unit	D	Prepared	Analyzed	Dil Fac
Trichlorofluoromethane	ND		1.1	0.35	ug/m3			08/05/19 12:30	1
Vinyl chloride	ND		0.20	0.10	ug/m3			08/05/19 12:30	1
Xylene (total)	ND		3.0	0.61	ug/m3			08/05/19 12:30	1
Xylene, o-	ND		0.87	0.31	ug/m3			08/05/19 12:30	1

Lab Sample ID: LCS 200-145823/5
Matrix: Air
Analysis Batch: 145823

Client Sample ID: Lab Control Sample
Prep Type: Total/NA

Analyte	Spike Added	LCS Result	LCS Qualifier	Unit	D	%Rec	%Rec. Limits
1,1,1-Trichloroethane	10.0	9.74		ppb v/v		97	72 - 127
1,1,2,2-Tetrachloroethane	10.0	9.73		ppb v/v		97	74 - 126
1,1,2-Trichloroethane	10.0	9.13		ppb v/v		91	75 - 126
1,1-Dichloroethane	10.0	9.63		ppb v/v		96	66 - 130
1,1-Dichloroethene	10.0	9.55		ppb v/v		95	68 - 120
1,2,4-Trichlorobenzene	10.0	10.1		ppb v/v		101	50 - 150
1,2,4-Trimethylbenzene	10.0	9.54		ppb v/v		95	71 - 129
1,2-Dibromoethane	10.0	9.54		ppb v/v		95	78 - 122
1,2-Dichlorobenzene	10.0	9.52		ppb v/v		95	68 - 129
1,2-Dichloroethane	10.0	9.75		ppb v/v		98	68 - 135
1,2-Dichloropropane	10.0	9.83		ppb v/v		98	69 - 128
1,2-Dichlorotetrafluoroethane	10.0	10.5		ppb v/v		105	71 - 141
1,3,5-Trimethylbenzene	10.0	9.72		ppb v/v		97	72 - 126
1,3-Butadiene	10.0	10.5		ppb v/v		105	58 - 139
1,3-Dichlorobenzene	10.0	9.56		ppb v/v		96	69 - 131
1,4-Dichlorobenzene	10.0	9.60		ppb v/v		96	67 - 132
1,4-Dioxane	10.0	10.1		ppb v/v		101	66 - 129
2,2,4-Trimethylpentane	10.0	9.61		ppb v/v		96	68 - 131
2-Chlorotoluene	10.0	10.1		ppb v/v		101	74 - 126
3-Chloropropene	10.0	10.4		ppb v/v		105	50 - 150
4-Ethyltoluene	10.0	9.80		ppb v/v		98	75 - 129
4-Isopropyltoluene	10.0	9.41		ppb v/v		94	68 - 130
Acetone	10.0	8.93		ppb v/v		89	54 - 154
Benzene	10.0	9.53		ppb v/v		95	73 - 119
Benzyl chloride	10.0	10.3		ppb v/v		103	60 - 136
Bromodichloromethane	10.0	10.0		ppb v/v		100	75 - 127
Bromoethene(Vinyl Bromide)	10.0	9.73		ppb v/v		97	75 - 125
Bromoform	10.0	12.7		ppb v/v		127	53 - 149
Bromomethane	10.0	10.3		ppb v/v		103	72 - 124
Carbon disulfide	10.0	9.97		ppb v/v		100	71 - 138
Carbon tetrachloride	10.0	9.58		ppb v/v		96	71 - 133
Chlorobenzene	10.0	9.49		ppb v/v		95	76 - 119
Chloroethane	10.0	10.3		ppb v/v		103	68 - 130
Chloroform	10.0	9.77		ppb v/v		98	73 - 124
Chloromethane	10.0	11.2		ppb v/v		112	56 - 141
cis-1,2-Dichloroethene	10.0	8.35		ppb v/v		83	72 - 121
cis-1,3-Dichloropropene	10.0	9.95		ppb v/v		100	74 - 125
Cumene	10.0	10.2		ppb v/v		102	73 - 123
Cyclohexane	10.0	9.67		ppb v/v		97	76 - 124

Method: TO-15 - Volatile Organic Compounds in Ambient Air (Continued)

Lab Sample ID: LCS 200-145823/5
Matrix: Air
Analysis Batch: 145823

Client Sample ID: Lab Control Sample
Prep Type: Total/NA

Analyte	Spike Added	LCS Result	LCS Qualifier	Unit	D	%Rec	%Rec. Limits
Dibromochloromethane	10.0	10.1		ppb v/v		101	73 - 125
Dichlorodifluoromethane	10.0	11.1		ppb v/v		111	61 - 142
Ethylbenzene	10.0	9.75		ppb v/v		97	74 - 122
Freon 22	10.0	10.8		ppb v/v		108	60 - 147
Freon TF	10.0	9.83		ppb v/v		98	70 - 121
Hexachlorobutadiene	10.0	8.86		ppb v/v		89	58 - 130
Isopropyl alcohol	10.0	10.2		ppb v/v		102	53 - 142
m,p-Xylene	20.0	19.9		ppb v/v		99	76 - 121
Methyl Butyl Ketone (2-Hexanone)	10.0	10.1		ppb v/v		101	57 - 143
Methyl Ethyl Ketone	10.0	9.96		ppb v/v		100	72 - 124
methyl isobutyl ketone	10.0	9.55		ppb v/v		96	58 - 144
Methyl methacrylate	10.0	9.67		ppb v/v		97	73 - 129
Methyl tert-butyl ether	10.0	9.28		ppb v/v		93	70 - 127
Methylene Chloride	10.0	10.1		ppb v/v		101	59 - 137
Naphthalene	10.0	9.87		ppb v/v		99	50 - 150
n-Butane	10.0	10.3		ppb v/v		103	53 - 151
n-Butylbenzene	10.0	9.49		ppb v/v		95	65 - 137
n-Heptane	10.0	9.75		ppb v/v		98	60 - 142
n-Hexane	10.0	9.98		ppb v/v		100	63 - 138
n-Propylbenzene	10.0	9.95		ppb v/v		100	73 - 127
sec-Butylbenzene	10.0	9.59		ppb v/v		96	70 - 128
Styrene	10.0	10.4		ppb v/v		104	74 - 125
tert-Butyl alcohol	10.0	10.1		ppb v/v		102	66 - 132
tert-Butylbenzene	10.0	9.61		ppb v/v		96	71 - 125
Tetrachloroethene	10.0	8.71		ppb v/v		87	70 - 125
Tetrahydrofuran	10.0	9.41		ppb v/v		94	60 - 149
Toluene	10.0	9.30		ppb v/v		93	75 - 122
trans-1,2-Dichloroethene	10.0	9.69		ppb v/v		97	69 - 137
trans-1,3-Dichloropropene	10.0	10.1		ppb v/v		101	74 - 128
Trichloroethene	10.0	9.66		ppb v/v		97	73 - 122
Trichlorofluoromethane	10.0	10.1		ppb v/v		101	70 - 129
Vinyl chloride	10.0	10.6		ppb v/v		106	61 - 135
Xylene, o-	10.0	10.1		ppb v/v		101	73 - 123

Analyte	Spike Added	LCS Result	LCS Qualifier	Unit	D	%Rec	%Rec. Limits
1,1,1-Trichloroethane	55	53.1		ug/m3		97	72 - 127
1,1,2,2-Tetrachloroethane	69	66.8		ug/m3		97	74 - 126
1,1,2-Trichloroethane	55	49.8		ug/m3		91	75 - 126
1,1-Dichloroethane	40	39.0		ug/m3		96	66 - 130
1,1-Dichloroethene	40	37.8		ug/m3		95	68 - 120
1,2,4-Trichlorobenzene	74	74.8		ug/m3		101	50 - 150
1,2,4-Trimethylbenzene	49	46.9		ug/m3		95	71 - 129
1,2-Dibromoethane	77	73.3		ug/m3		95	78 - 122
1,2-Dichlorobenzene	60	57.2		ug/m3		95	68 - 129
1,2-Dichloroethane	40	39.5		ug/m3		98	68 - 135
1,2-Dichloropropane	46	45.4		ug/m3		98	69 - 128
1,2-Dichlorotetrafluoroethane	70	73.1		ug/m3		105	71 - 141
1,3,5-Trimethylbenzene	49	47.8		ug/m3		97	72 - 126

Method: TO-15 - Volatile Organic Compounds in Ambient Air (Continued)

Lab Sample ID: LCS 200-145823/5
Matrix: Air
Analysis Batch: 145823

Client Sample ID: Lab Control Sample
Prep Type: Total/NA

Analyte	Spike Added	LCS Result	LCS Qualifier	Unit	D	%Rec	%Rec. Limits
1,3-Butadiene	22	23.1		ug/m3		105	58 - 139
1,3-Dichlorobenzene	60	57.5		ug/m3		96	69 - 131
1,4-Dichlorobenzene	60	57.7		ug/m3		96	67 - 132
1,4-Dioxane	36	36.4		ug/m3		101	66 - 129
2,2,4-Trimethylpentane	47	44.9		ug/m3		96	68 - 131
2-Chlorotoluene	52	52.0		ug/m3		101	74 - 126
3-Chloropropene	31	32.7		ug/m3		105	50 - 150
4-Ethyltoluene	49	48.2		ug/m3		98	75 - 129
4-Isopropyltoluene	55	51.6		ug/m3		94	68 - 130
Acetone	24	21.2		ug/m3		89	54 - 154
Benzene	32	30.5		ug/m3		95	73 - 119
Benzyl chloride	52	53.2		ug/m3		103	60 - 136
Bromodichloromethane	67	67.2		ug/m3		100	75 - 127
Bromoethene(Vinyl Bromide)	44	42.6		ug/m3		97	75 - 125
Bromoform	100	131		ug/m3		127	53 - 149
Bromomethane	39	39.9		ug/m3		103	72 - 124
Carbon disulfide	31	31.0		ug/m3		100	71 - 138
Carbon tetrachloride	63	60.2		ug/m3		96	71 - 133
Chlorobenzene	46	43.7		ug/m3		95	76 - 119
Chloroethane	26	27.2		ug/m3		103	68 - 130
Chloroform	49	47.7		ug/m3		98	73 - 124
Chloromethane	21	23.1		ug/m3		112	56 - 141
cis-1,2-Dichloroethene	40	33.1		ug/m3		83	72 - 121
cis-1,3-Dichloropropene	45	45.2		ug/m3		100	74 - 125
Cumene	49	50.1		ug/m3		102	73 - 123
Cyclohexane	34	33.3		ug/m3		97	76 - 124
Dibromochloromethane	85	86.2		ug/m3		101	73 - 125
Dichlorodifluoromethane	49	54.8		ug/m3		111	61 - 142
Ethylbenzene	43	42.3		ug/m3		97	74 - 122
Freon 22	35	38.0		ug/m3		108	60 - 147
Freon TF	77	75.3		ug/m3		98	70 - 121
Hexachlorobutadiene	110	94.5		ug/m3		89	58 - 130
Isopropyl alcohol	25	25.1		ug/m3		102	53 - 142
m,p-Xylene	87	86.4		ug/m3		99	76 - 121
Methyl Butyl Ketone (2-Hexanone)	41	41.5		ug/m3		101	57 - 143
Methyl Ethyl Ketone	29	29.4		ug/m3		100	72 - 124
methyl isobutyl ketone	41	39.1		ug/m3		96	58 - 144
Methyl methacrylate	41	39.6		ug/m3		97	73 - 129
Methyl tert-butyl ether	36	33.4		ug/m3		93	70 - 127
Methylene Chloride	35	35.1		ug/m3		101	59 - 137
Naphthalene	52	51.7		ug/m3		99	50 - 150
n-Butane	24	24.4		ug/m3		103	53 - 151
n-Butylbenzene	55	52.1		ug/m3		95	65 - 137
n-Heptane	41	40.0		ug/m3		98	60 - 142
n-Hexane	35	35.2		ug/m3		100	63 - 138
n-Propylbenzene	49	48.9		ug/m3		100	73 - 127
sec-Butylbenzene	55	52.6		ug/m3		96	70 - 128
Styrene	43	44.1		ug/m3		104	74 - 125

Method: TO-15 - Volatile Organic Compounds in Ambient Air (Continued)

Lab Sample ID: LCS 200-145823/5
Matrix: Air
Analysis Batch: 145823

Client Sample ID: Lab Control Sample
Prep Type: Total/NA

Analyte	Spike Added	LCS Result	LCS Qualifier	Unit	D	%Rec	%Rec. Limits
tert-Butyl alcohol	30	30.8		ug/m3		102	66 - 132
tert-Butylbenzene	55	52.8		ug/m3		96	71 - 125
Tetrachloroethene	68	59.1		ug/m3		87	70 - 125
Tetrahydrofuran	29	27.7		ug/m3		94	60 - 149
Toluene	38	35.1		ug/m3		93	75 - 122
trans-1,2-Dichloroethene	40	38.4		ug/m3		97	69 - 137
trans-1,3-Dichloropropene	45	45.8		ug/m3		101	74 - 128
Trichloroethene	54	51.9		ug/m3		97	73 - 122
Trichlorofluoromethane	56	56.5		ug/m3		101	70 - 129
Vinyl chloride	26	27.0		ug/m3		106	61 - 135
Xylene, o-	43	43.8		ug/m3		101	73 - 123

QC Association Summary

Client: GHD Services Inc.
Project/Site: 058507, GM-Lockport SSOW 256039

Job ID: 200-49915-1

Air - GC/MS VOA

Analysis Batch: 145823

Lab Sample ID	Client Sample ID	Prep Type	Matrix	Method	Prep Batch
200-49915-1	10-IA-1-072919	Total/NA	Air	TO-15	
200-49915-2	10-IA-2-072919	Total/NA	Air	TO-15	
200-49915-3	OA-072919	Total/NA	Air	TO-15	
MB 200-145823/4	Method Blank	Total/NA	Air	TO-15	
LCS 200-145823/5	Lab Control Sample	Total/NA	Air	TO-15	

Lab Chronicle

Client: GHD Services Inc.
Project/Site: 058507, GM-Lockport SSOW 256039

Job ID: 200-49915-1

Client Sample ID: 10-IA-1-072919

Lab Sample ID: 200-49915-1
Date Collected: 07/29/19 16:17
Matrix: Air
Date Received: 08/02/19 10:35

Prep Type	Batch Type	Batch Method	Run	Dilution Factor	Batch Number	Prepared or Analyzed	Analyst	Lab
Total/NA	Analysis	TO-15		1	145823	08/06/19 00:16	WRD	TAL BUR

Client Sample ID: 10-IA-2-072919

Lab Sample ID: 200-49915-2
Date Collected: 07/29/19 16:19
Matrix: Air
Date Received: 08/02/19 10:35

Prep Type	Batch Type	Batch Method	Run	Dilution Factor	Batch Number	Prepared or Analyzed	Analyst	Lab
Total/NA	Analysis	TO-15		1	145823	08/06/19 01:13	WRD	TAL BUR

Client Sample ID: OA-072919

Lab Sample ID: 200-49915-3
Date Collected: 07/29/19 16:45
Matrix: Air
Date Received: 08/02/19 10:35

Prep Type	Batch Type	Batch Method	Run	Dilution Factor	Batch Number	Prepared or Analyzed	Analyst	Lab
Total/NA	Analysis	TO-15		1	145823	08/06/19 02:09	WRD	TAL BUR

Laboratory References:

TAL BUR = Eurofins TestAmerica, Burlington, 30 Community Drive, Suite 11, South Burlington, VT 05403, TEL (802)660-1990

Accreditation/Certification Summary

Client: GHD Services Inc.
Project/Site: 058507, GM-Lockport SSOW 256039

Job ID: 200-49915-1

Laboratory: Eurofins TestAmerica, Burlington

Unless otherwise noted, all analytes for this laboratory were covered under each accreditation/certification below.

Authority	Program	EPA Region	Identification Number	Expiration Date
New York	NELAP	2	10391	04-01-20

The following analytes are included in this report, but the laboratory is not certified by the governing authority. This list may include analytes for which the agency does not offer certification.

Analysis Method	Prep Method	Matrix	Analyte
TO-15		Air	1,2-Dichloroethene, Total
TO-15		Air	4-Ethyltoluene
TO-15		Air	4-Isopropyltoluene
TO-15		Air	Cumene
TO-15		Air	Freon 22
TO-15		Air	Methyl Butyl Ketone (2-Hexanone)
TO-15		Air	n-Butane
TO-15		Air	n-Butylbenzene
TO-15		Air	n-Propylbenzene
TO-15		Air	sec-Butylbenzene
TO-15		Air	tert-Butylbenzene
TO-15		Air	Tetrahydrofuran

Laboratory: Eurofins TestAmerica, Buffalo

All accreditations/certifications held by this laboratory are listed. Not all accreditations/certifications are applicable to this report.

Authority	Program	EPA Region	Identification Number	Expiration Date
Arkansas DEQ	State Program	6	88-0686	07-06-20
California	State		2931	04-01-20
California	State Program	9	2931	04-01-20
Connecticut	State		PH-0568	09-30-20
Connecticut	State Program	1	PH-0568	09-30-20
Florida	NELAP	4	E87672	06-30-20
Florida	NELAP		E87672	06-30-20
Georgia	State Program	4	10026 (NY)	03-31-20
Georgia	State Program	4	956	03-31-20
Georgia (DW)	State		956	03-31-20
Illinois	NELAP	5	200003	09-30-19 *
Illinois	NELAP		200003	09-30-19 *
Iowa	State Program	7	374	02-28-21
Kansas	NELAP	7	E-10187	01-31-20
Kansas	NELAP		E-10187	01-31-20
Kentucky (DW)	State		90029	12-31-20
Kentucky (DW)	State Program	4	90029	12-31-19
Kentucky (WW)	State		KY90029	12-31-20
Kentucky (WW)	State Program	4	90029	12-31-19
Louisiana	NELAP	6	02031	06-30-20
Maine	State Program	1	NY00044	12-04-20
Maryland	State		294	03-31-20
Maryland	State Program	3	294	03-31-20
Massachusetts	State Program	1	M-NY044	06-30-20
Michigan	State Program	5	9937	03-31-20
Minnesota	NELAP	5	036-999-337	12-31-19
Minnesota	NELAP		1524384	12-31-19
New Hampshire	NELAP	1	2337	11-17-19
New Jersey	NELAP	2	NY455	06-30-20

* Accreditation/Certification renewal pending - accreditation/certification considered valid.

Laboratory: Eurofins TestAmerica, Buffalo (Continued)

All accreditations/certifications held by this laboratory are listed. Not all accreditations/certifications are applicable to this report.

Authority	Program	EPA Region	Identification Number	Expiration Date
New Jersey	NELAP		NY455	06-25-20
New York	NELAP	2	10026	03-31-20
New York	NELAP		10026	04-01-20
North Dakota	State		R-176	03-31-20
North Dakota	State Program	8	R-176	03-31-20
Oklahoma	State		9421	08-31-19
Oklahoma	State Program	6	9421	08-31-19 *
Oregon	NELAP	10	NY200003	06-09-20
Oregon	NELAP		NY200003	06-10-20
Pennsylvania	NELAP		68-00281	08-01-20
Rhode Island	State Program	1	LAO00328	12-30-19
Tennessee	State		02970	03-31-20
Tennessee	State Program	4	TN02970	03-31-20
Texas	NELAP	6	T104704412-15-6	07-31-20
Texas	NELAP		T104704412-18-10	08-01-20
USDA	Federal		P330-11-00386	02-06-21
Virginia	NELAP	3	460185	09-14-19
Virginia	NELAP		460185	09-14-19 *
Washington	State		C784	02-10-20
Washington	State Program	10	C784	02-10-20
Wisconsin	State		998310390	08-31-19
Wisconsin	State Program	5	998310390	08-31-19 *

* Accreditation/Certification renewal pending - accreditation/certification considered valid.

Method Summary

Client: GHD Services Inc.
Project/Site: 058507, GM-Lockport SSOW 256039

Job ID: 200-49915-1

Method	Method Description	Protocol	Laboratory
TO-15	Volatile Organic Compounds in Ambient Air	EPA	TAL BUR

Protocol References:

EPA = US Environmental Protection Agency

Laboratory References:

TAL BUR = Eurofins TestAmerica, Burlington, 30 Community Drive, Suite 11, South Burlington, VT 05403, TEL (802)660-1990

Sample Summary

Client: GHD Services Inc.
Project/Site: 058507, GM-Lockport SSOW 256039

Job ID: 200-49915-1

Lab Sample ID	Client Sample ID	Matrix	Collected	Received	Asset ID
200-49915-1	10-IA-1-072919	Air	07/29/19 16:17	08/02/19 10:35	Air Canister (6-Liter) #5436
200-49915-2	10-IA-2-072919	Air	07/29/19 16:19	08/02/19 10:35	Air Canister (6-Liter) #5642
200-49915-3	OA-072919	Air	07/29/19 16:45	08/02/19 10:35	Air Canister (6-Liter) #5046

Eurofins TestAmerica, Burlington
30 Community Drive
Suite 11
South Burlington, VT 05403-6809
phone 802.660.1990 fax 802.660.1919

Canister Samples Chain of Custody Record

TestAmerica Laboratories, Inc. assumes no liability with respect to the collection and shipment of these samples.

eurofins | Environment Testing TestAmerica

TestAmerica Laboratories, Inc. d/b/a Eurofins TestAmerica

Client Contact Information		Client Project Manager: T. Bohlen	Samples Collected By: T. Bohlen	COC No:
Company Name: GZA		Phone: 716 849-7050		1 of 1 COCs
Address: 300 Pearl Street		Email: thomas.bohlen@gza.com		
City/State/Zip: Buffalo, NY 14202		Site Contact: T. Bohlen		For Lab Use Only:
Phone: 716-849-7050		Tel/Fax		Walk-in Client:
FAX:				Lab Sampling:
Project Name: GM Lockport		Analysis Turnaround Time		
Site/Location: Lockport, NY		Standard (Specific):		Job / SDG No.:
P O # SSOW 256039		Rush (Specifiy):		(See below for Add'l Items)

Sample Identification	Sample Start Date	Time Start	Sample End Date	Time Stop	Canister Vacuum in Field, "Hg (Start)	Canister Vacuum in Field, "Hg (Stop)	Flow Controller ID	Canister ID	TO-14/15 (Standard / Low Level)	TO-15 SIM	EPA 3C	EPA 25C	ASTM D-1946	EPA 15/16	Other (Please specify in notes section)	Sample Type	Indoor Air/Ambient Air	Sub-Slab	Soil Gas	Soil Vapor Extraction (SVE)	Landfill Gas	Other (Please specify in notes section)	Sample Specific Notes:
10-IA-1-072919	7/29/19	904	7/29	1617	-27	-5	3114	5436		X													SSOW
10-IA-2-072919	↓	913	↓	1619	-29	-7	5226	6L044		X													256039
OA-072919	↓	920	↓	1645	-28.5	-8	3746	5406		X													see Denise
																							Heckler
																							for project
																							info /
																							reporting

Temperature (Fahrenheit)		
Start	Interior ~90	Ambient ~85
Stop	~90	~85

Pressure (inches of Hg)		
Start	Interior	Ambient
Stop		

200-49915 COC

Special Instructions/QC Requirements & Comments:

Samples Shipped by:	Date / Time:	Samples Received by:
Samples Relinquished by: Thomas Bohlen	Date / Time: 7/29/19 / 1855	Received by: Jen Miller TA 7/29/19 1900
Relinquished by: [illegible]	Date / Time: 7-31-19 1630	Received by: Taylor Johnson TA 8/2/19 1035
Lab Use Only: Shipper Name:	Opened by:	Condition:

Form No. CA-C-WI-003, Rev. 2.13, dated 4/10/2019

ORIGIN ID:OKKA (716) 691-2600
CHAR BRONSON
TEST AMERICA
10 HAZELWOOD

AMHERST , NY 14228
UNITED STATES US

SHIP DATE: 31JUL19
ACTWGT: 34.25 LB
CAD: 846654/CAFE3211
DIMS: 21x21x17 IN

BILL RECIPIENT

TO SAMPLE MGT.
TA BURLINGTON
30 COMMUNITY DRIVE
SUITE 11
SOUTH BURLINGTON VT 05403
(802) 860-1990
DEPT: SAMPLE CONTROL
REF: BURLINGTON - SUMA

FedEx Express

E

J18711806050 1 uv

TUE 01 AUG 10:30A

TRK
020

FedEx
TRK# 0201 4276 0720 3838

FRI - 02 AUG 10:30A
PRIORITY OVERNIGHT

X XH BTVA

05403
VT-US
BTV

FID 5029158 01AUG19 BUFA 568C2/F551/0C8A

568C2/F551/104C

Login Sample Receipt Checklist

Client: GHD Services Inc.

Job Number: 200-49915-1

Login Number: 49915
List Number: 1
Creator: Lavigne, Scott M

List Source: Eurofins TestAmerica, Burlington

Question	Answer	Comment
Radioactivity wasn't checked or is </= background as measured by a survey meter.	True	Lab does not accept radioactive samples.
The cooler's custody seal, if present, is intact.	True	Not present
Sample custody seals, if present, are intact.	True	
The cooler or samples do not appear to have been compromised or tampered with.	True	
Samples were received on ice.	N/A	Thermal preservation not required.
Cooler Temperature is acceptable.	True	
Cooler Temperature is recorded.	N/A	Thermal preservation not required.
COC is present.	True	
COC is filled out in ink and legible.	True	
COC is filled out with all pertinent information.	True	
Is the Field Sampler's name present on COC?	True	
There are no discrepancies between the containers received and the COC.	True	
Samples are received within Holding Time (excluding tests with immediate HTs)	True	
Sample containers have legible labels.	True	
Containers are not broken or leaking.	True	
Sample collection date/times are provided.	True	
Appropriate sample containers are used.	True	
Sample bottles are completely filled.	N/A	
Sample Preservation Verified.	True	
There is sufficient vol. for all requested analyses, incl. any requested MS/MSDs	True	
Containers requiring zero headspace have no headspace or bubble is <6mm (1/4").	True	
Multiphasic samples are not present.	True	
Samples do not require splitting or compositing.	True	
Residual Chlorine Checked.	N/A	

Pre-Shipment Clean Canister Certification Report

Canister Cleaning & Pre-Shipment Leak Test

System ID	Max DF#	# Cycles	Cleaning Start Date/Time		System Start Temp(s):		Technician	Can Size	Certification Type:
Bottom Rack	1	50	7/19/2019	17:46	22	22	SCH	6 liter	batch

Port	Can ID	Initial[1] (psia)	Final (psia)	Diff.[3]	Final ("Hg)	Initial Reading Gauge:	Date:	Time:	Tech:	Temp:	Final Reading Gauge:	Date:	Time:	Tech:	Temp:
1	5894	.01	.01	.00	30.0	G26	7/22/19	1629	SCH	21	G26	7/24/19	1100	SCH	22
2	5436		.01	.00		G26					G26				
3	2848		.01	.00		G26					G26				
4	5406		.07	.06		G26					G26				
5	2674		.08	.07		G26					G26				
6	3151		.03	.02		G26					G26				
7	4802		.01	.00		G26					G26				
8	5441		.01	.00		G26					G26				
9	5642		.01	.00		G26					G26				
10	6007		.11	.10		G26					G26				
11	5046	—	.01	.00	—	G26	—	—	—	—	G26	—	—	—	—
12	5085	.01	.01	.00	30.2	G26	7/24/19	1337	SCH	22	G26	7/26/19	1728	SCH	22

[1] Batch Certification: The reading is taken on the "batch" canister and this value is used as the initial pressure for all canisters in the batch.

[3] Difference = Final Pressure - Initial Pressure . Acceptance Criteria: (1) The difference must be less than or equal to + 0.25psi. (2) Pressure readings must be at least 24 hours apart.

If time frame was not met, the PM must authorize shipment of canister **PM Authorization** **Date:**

Clean Canister Certification Analysis & Authorization of Release to Inventory

Test Method: ☑ TO15 Routine ☐ TO15 LL

Can ID	Date	Sequence	Analyst	Inventory Level 1	2	3	4	Secondary Review Limited	Review Date	Reviewer
5085	7/24/19	368995	BK		XXXX				7/24/19	GGG

Inventory Level 1: Individual Canister Certification (TO15LL 0.01).

Inventory Level 2: Individual or Batch Certification (TO15 0.04 ppbv).

Inventory Level 3: Individual or Batch Certification (TO15 0.2 ppbv).

Inventory Level Limited: Canisters may only be used for certain projects.

Dup Tees/Vac gauges (enter IDs if included):

Comments:

Form ID: FAI023:12
Revision Date: 12/18/2018

TestAmerica Burlington

200-49708-A-12
5085
Location: Air-Storage
Bottle: Summa Canister 6L
Sampled: 7/19/2019 5:46 PM 200-1303670

Loc: 200
49708
#12
A

FORM I
AIR - GC/MS VOA ORGANICS ANALYSIS DATA SHEET

Lab Name: Eurofins TestAmerica, Burlington Job No.: 200-49708-1

SDG No.:

Client Sample ID: 5085 Lab Sample ID: 200-49708-12

Matrix: Air Lab File ID: 36898-06.D

Analysis Method: TO-15 Date Collected: 07/19/2019 17:46

Sample wt/vol: 1000(mL) Date Analyzed: 07/23/2019 14:41

Soil Aliquot Vol: Dilution Factor: 0.2

Soil Extract Vol.: GC Column: RTX-624 ID: 0.32(mm)

% Moisture: Level: (low/med) Low

Analysis Batch No.: 145377 Units: ppb v/v

CAS NO.	COMPOUND NAME	RESULT	Q	RL	RL
115-07-1	Propylene	1.0	U	1.0	1.0
75-71-8	Dichlorodifluoromethane	0.10	U	0.10	0.10
75-45-6	Freon 22	0.10	U	0.10	0.10
76-14-2	1,2-Dichlorotetrafluoroethane	0.040	U	0.040	0.040
74-87-3	Chloromethane	0.10	U	0.10	0.10
106-97-8	n-Butane	0.10	U	0.10	0.10
75-01-4	Vinyl chloride	0.040	U	0.040	0.040
106-99-0	1,3-Butadiene	0.040	U	0.040	0.040
74-83-9	Bromomethane	0.040	U	0.040	0.040
75-00-3	Chloroethane	0.10	U	0.10	0.10
593-60-2	Bromoethene(Vinyl Bromide)	0.040	U	0.040	0.040
75-69-4	Trichlorofluoromethane	0.040	U	0.040	0.040
64-17-5	Ethanol	1.0	U	1.0	1.0
76-13-1	Freon TF	0.040	U	0.040	0.040
75-35-4	1,1-Dichloroethene	0.040	U	0.040	0.040
67-64-1	Acetone	1.0	U	1.0	1.0
67-63-0	Isopropyl alcohol	1.0	U	1.0	1.0
75-15-0	Carbon disulfide	0.10	U	0.10	0.10
107-05-1	3-Chloropropene	0.10	U	0.10	0.10
75-09-2	Methylene Chloride	0.10	U	0.10	0.10
75-65-0	tert-Butyl alcohol	1.0	U	1.0	1.0
1634-04-4	Methyl tert-butyl ether	0.040	U	0.040	0.040
156-60-5	trans-1,2-Dichloroethene	0.040	U	0.040	0.040
110-54-3	n-Hexane	0.040	U	0.040	0.040
75-34-3	1,1-Dichloroethane	0.040	U	0.040	0.040
108-05-4	Vinyl acetate	1.0	U	1.0	1.0
141-78-6	Ethyl acetate	1.0	U	1.0	1.0
78-93-3	Methyl Ethyl Ketone	0.10	U	0.10	0.10
156-59-2	cis-1,2-Dichloroethene	0.040	U	0.040	0.040
540-59-0	1,2-Dichloroethene, Total	0.080	U	0.080	0.080
67-66-3	Chloroform	0.040	U	0.040	0.040
109-99-9	Tetrahydrofuran	1.0	U	1.0	1.0
71-55-6	1,1,1-Trichloroethane	0.040	U	0.040	0.040
110-82-7	Cyclohexane	0.040	U	0.040	0.040
56-23-5	Carbon tetrachloride	0.040	U	0.040	0.040
540-84-1	2,2,4-Trimethylpentane	0.040	U	0.040	0.040

FORM I
AIR - GC/MS VOA ORGANICS ANALYSIS DATA SHEET

Lab Name: Eurofins TestAmerica, Burlington Job No.: 200-49708-1

SDG No.:

Client Sample ID: 5085 Lab Sample ID: 200-49708-12

Matrix: Air Lab File ID: 36898-06.D

Analysis Method: TO-15 Date Collected: 07/19/2019 17:46

Sample wt/vol: 1000(mL) Date Analyzed: 07/23/2019 14:41

Soil Aliquot Vol: Dilution Factor: 0.2

Soil Extract Vol.: GC Column: RTX-624 ID: 0.32(mm)

% Moisture: Level: (low/med) Low

Analysis Batch No.: 145377 Units: ppb v/v

CAS NO.	COMPOUND NAME	RESULT	Q	RL	RL
71-43-2	Benzene	0.040	U	0.040	0.040
107-06-2	1,2-Dichloroethane	0.040	U	0.040	0.040
142-82-5	n-Heptane	0.040	U	0.040	0.040
79-01-6	Trichloroethene	0.040	U	0.040	0.040
80-62-6	Methyl methacrylate	0.10	U	0.10	0.10
78-87-5	1,2-Dichloropropane	0.040	U	0.040	0.040
123-91-1	1,4-Dioxane	1.0	U	1.0	1.0
75-27-4	Bromodichloromethane	0.040	U	0.040	0.040
10061-01-5	cis-1,3-Dichloropropene	0.040	U	0.040	0.040
108-10-1	methyl isobutyl ketone	0.10	U	0.10	0.10
108-88-3	Toluene	0.040	U	0.040	0.040
10061-02-6	trans-1,3-Dichloropropene	0.040	U	0.040	0.040
79-00-5	1,1,2-Trichloroethane	0.040	U	0.040	0.040
127-18-4	Tetrachloroethene	0.040	U	0.040	0.040
591-78-6	Methyl Butyl Ketone (2-Hexanone)	0.10	U	0.10	0.10
124-48-1	Dibromochloromethane	0.040	U	0.040	0.040
106-93-4	1,2-Dibromoethane	0.040	U	0.040	0.040
108-90-7	Chlorobenzene	0.040	U	0.040	0.040
100-41-4	Ethylbenzene	0.040	U	0.040	0.040
179601-23-1	m,p-Xylene	0.10	U	0.10	0.10
95-47-6	Xylene, o-	0.040	U	0.040	0.040
1330-20-7	Xylene (total)	0.14	U	0.14	0.14
100-42-5	Styrene	0.040	U	0.040	0.040
75-25-2	Bromoform	0.040	U	0.040	0.040
98-82-8	Cumene	0.040	U	0.040	0.040
79-34-5	1,1,2,2-Tetrachloroethane	0.040	U	0.040	0.040
103-65-1	n-Propylbenzene	0.040	U	0.040	0.040
622-96-8	4-Ethyltoluene	0.040	U	0.040	0.040
108-67-8	1,3,5-Trimethylbenzene	0.040	U	0.040	0.040
95-49-8	2-Chlorotoluene	0.040	U	0.040	0.040
98-06-6	tert-Butylbenzene	0.040	U	0.040	0.040
95-63-6	1,2,4-Trimethylbenzene	0.040	U	0.040	0.040
135-98-8	sec-Butylbenzene	0.040	U	0.040	0.040
99-87-6	4-Isopropyltoluene	0.040	U	0.040	0.040
541-73-1	1,3-Dichlorobenzene	0.040	U	0.040	0.040
106-46-7	1,4-Dichlorobenzene	0.040	U	0.040	0.040

FORM I
AIR - GC/MS VOA ORGANICS ANALYSIS DATA SHEET

Lab Name: Eurofins TestAmerica, Burlington Job No.: 200-49708-1

SDG No.:

Client Sample ID: 5085 Lab Sample ID: 200-49708-12

Matrix: Air Lab File ID: 36898-06.D

Analysis Method: TO-15 Date Collected: 07/19/2019 17:46

Sample wt/vol: 1000(mL) Date Analyzed: 07/23/2019 14:41

Soil Aliquot Vol: Dilution Factor: 0.2

Soil Extract Vol.: GC Column: RTX-624 ID: 0.32(mm)

% Moisture: Level: (low/med) Low

Analysis Batch No.: 145377 Units: ppb v/v

CAS NO.	COMPOUND NAME	RESULT	Q	RL	RL
100-44-7	Benzyl chloride	0.040	U	0.040	0.040
104-51-8	n-Butylbenzene	0.040	U	0.040	0.040
95-50-1	1,2-Dichlorobenzene	0.040	U	0.040	0.040
120-82-1	1,2,4-Trichlorobenzene	0.10	U	0.10	0.10
87-68-3	Hexachlorobutadiene	0.040	U	0.040	0.040
91-20-3	Naphthalene	0.10	U	0.10	0.10

Eurofins TestAmerica, Burlington
Target Compound Quantitation Report

Data File: \\chromna\Burlington\ChromData\CHB.i\20190723-36898.b\36898-06.D
Lims ID: 200-49708-A-12
Client ID: 5085
Sample Type: Client
Inject. Date: 23-Jul-2019 14:41:30 ALS Bottle#: 6 Worklist Smp#: 6
Purge Vol: 200.000 mL Dil. Factor: 0.2000
Sample Info: 200-0036898-006
Misc. Info.: 49708-12
Operator ID: vtp Instrument ID: CHB.i

Method: \\chromna\Burlington\ChromData\CHB.i\20190723-36898.b\TO15_LLNJ_TO3.m
Limit Group: AI_TO15_ICAL
Last Update: 24-Jul-2019 11:15:26 Calib Date: 27-Jun-2019 10:16:30
Integrator: RTE ID Type: Deconvolution ID
Quant Method: Internal/External Standard Quant By: Initial Calibration
Last ICal File: \\chromna\Burlington\ChromData\CHB.i\20190626-36526.b\36526-22.D

Column 1 : RTX-624 (0.32 mm) Det: MS SCAN
Process Host: CTX0334

First Level Reviewer: puangmaleek Date: 24-Jul-2019 11:15:26

Compound	Sig	RT (min.)	Adj RT (min.)	Dlt RT (min.)	Q	Response	OnCol Amt ppb v/v	Flags
1 Propene	41		3.140				ND	
2 Dichlorodifluoromethane	85		3.198				ND	
3 Chlorodifluoromethane	51		3.230				ND	
4 1,2-Dichloro-1,1,2,2-tetra	85		3.412				ND	
5 Chloromethane	50		3.535				ND	
6 Butane	43		3.711				ND	
7 Vinyl chloride	62		3.743				ND	
8 Butadiene	54		3.807				ND	
10 Bromomethane	94		4.463				ND	
11 Chloroethane	64		4.687				ND	
13 Vinyl bromide	106		5.093				ND	
14 Trichlorofluoromethane	101		5.200				ND	
16 Ethanol	45		5.643				ND	
19 1,1,2-Trichloro-1,2,2-trif	101		6.219				ND	
20 1,1-Dichloroethene	96		6.288				ND	
21 Acetone	43		6.427				ND	
22 Isopropyl alcohol	45		6.646				ND	
23 Carbon disulfide	76	6.721	6.721	0.000	97	3391	0.0597	7M
24 3-Chloro-1-propene	41		6.982				ND	
27 Methylene Chloride	49		7.238				ND	
28 2-Methyl-2-propanol	59		7.340				ND	
29 Methyl tert-butyl ether	73		7.591				ND	
30 trans-1,2-Dichloroethene	61		7.649				ND	
32 Hexane	57	7.980	7.985	-0.005	93	3722	0.1200	
33 1,1-Dichloroethane	63		8.391				ND	
34 Vinyl acetate	43		8.391				ND	
36 2-Butanone (MEK)	72		9.272				ND	
35 Ethyl acetate	88		9.293				ND	
37 cis-1,2-Dichloroethene	96		9.293				ND	
* 39 Chlorobromomethane	128	9.656	9.656	0.000	80	159460	10.0	
38 Tetrahydrofuran	42		9.667				ND	

Compound	Sig	RT (min.)	Adj RT (min.)	Dlt RT (min.)	Q	Response	OnCol Amt ppb v/v	Flags
40 Chloroform	83		9.731				ND	
42 1,1,1-Trichloroethane	97		9.992				ND	
S 41 1,2-Dichloroethene, Total	61		10.000				ND	
43 Cyclohexane	84		10.008				ND	
44 Carbon tetrachloride	117		10.200				ND	
45 Isooctane	57		10.488				ND	
46 Benzene	78		10.521				ND	
47 1,2-Dichloroethane	62		10.617				ND	
48 n-Heptane	43		10.739				ND	
* 50 1,4-Difluorobenzene	114	11.060	11.065	-0.005	92	752686	10.0	
53 Trichloroethene	95		11.433				ND	
54 1,2-Dichloropropane	63		11.801				ND	
55 Methyl methacrylate	69		11.839				ND	
56 1,4-Dioxane	88		11.924				ND	
57 Dibromomethane	174		11.988				ND	
58 Dichlorobromomethane	83		12.159				ND	
60 cis-1,3-Dichloropropene	75		12.783				ND	
61 4-Methyl-2-pentanone (MIBK	43		12.927				ND	
64 Toluene	92		13.221				ND	
66 trans-1,3-Dichloropropene	75		13.579				ND	
67 1,1,2-Trichloroethane	83		13.845				ND	
68 Tetrachloroethene	166		13.995				ND	
69 2-Hexanone	43		14.102				ND	
70 Chlorodibromomethane	129		14.406				ND	
71 Ethylene Dibromide	107		14.609				ND	
* 72 Chlorobenzene-d5	117	15.174	15.174	0.000	82	647728	10.0	
73 Chlorobenzene	112		15.212				ND	
74 Ethylbenzene	91		15.281				ND	U
76 m-Xylene & p-Xylene	106		15.430				ND	U
78 o-Xylene	106		15.943				ND	
79 Styrene	104		15.964				ND	
S 77 Xylenes, Total	106		16.000				ND	
80 Bromoform	173		16.258				ND	
81 Isopropylbenzene	105		16.354				ND	
83 1,1,2,2-Tetrachloroethane	83		16.759				ND	
84 N-Propylbenzene	91		16.834				ND	
87 4-Ethyltoluene	105		16.962				ND	
88 2-Chlorotoluene	91		17.000				ND	
89 1,3,5-Trimethylbenzene	105		17.026				ND	
91 tert-Butylbenzene	119		17.400				ND	
92 1,2,4-Trimethylbenzene	105		17.475				ND	
93 sec-Butylbenzene	105		17.661				ND	
94 4-Isopropyltoluene	119		17.811				ND	
95 1,3-Dichlorobenzene	146		17.885				ND	
96 1,4-Dichlorobenzene	146		17.998				ND	
97 Benzyl chloride	91		18.147				ND	
99 n-Butylbenzene	91		18.318				ND	
100 1,2-Dichlorobenzene	146		18.483				ND	
103 1,2,4-Trichlorobenzene	180		20.826				ND	
104 Hexachlorobutadiene	225		20.997				ND	
105 Naphthalene	128		21.301				ND	U

QC Flag Legend

Processing Flags

7 - Failed Limit of Detection

Review Flags

M - Manually Integrated

U - Marked Undetected

Reagents:

ATTO15BISs_00007	Amount Added: 20.00	Units: mL	Run Reagent

Report Date: 24-Jul-2019 11:15:27 Chrom Revision: 2.3 15-Jul-2019 06:58:08

Eurofins TestAmerica, Burlington

Data File:	\\chromna\Burlington\ChromData\CHB.i\20190723-36898.b\36898-06.D				
Injection Date:	23-Jul-2019 14:41:30	Instrument ID:	CHB.i	Operator ID:	vtp
Lims ID:	200-49708-A-12	Lab Sample ID:	200-49708-12	Worklist Smp#:	6
Client ID:	5085				
Purge Vol:	200.000 mL	Dil. Factor:	0.2000	ALS Bottle#:	6
Method:	TO15_LLNJ_TO3	Limit Group:	AI_TO15_ICAL		

Column: RTX-624 (0.32 mm) Y Scaling: Method Defined: Scale to the Nth Largest Target: 1

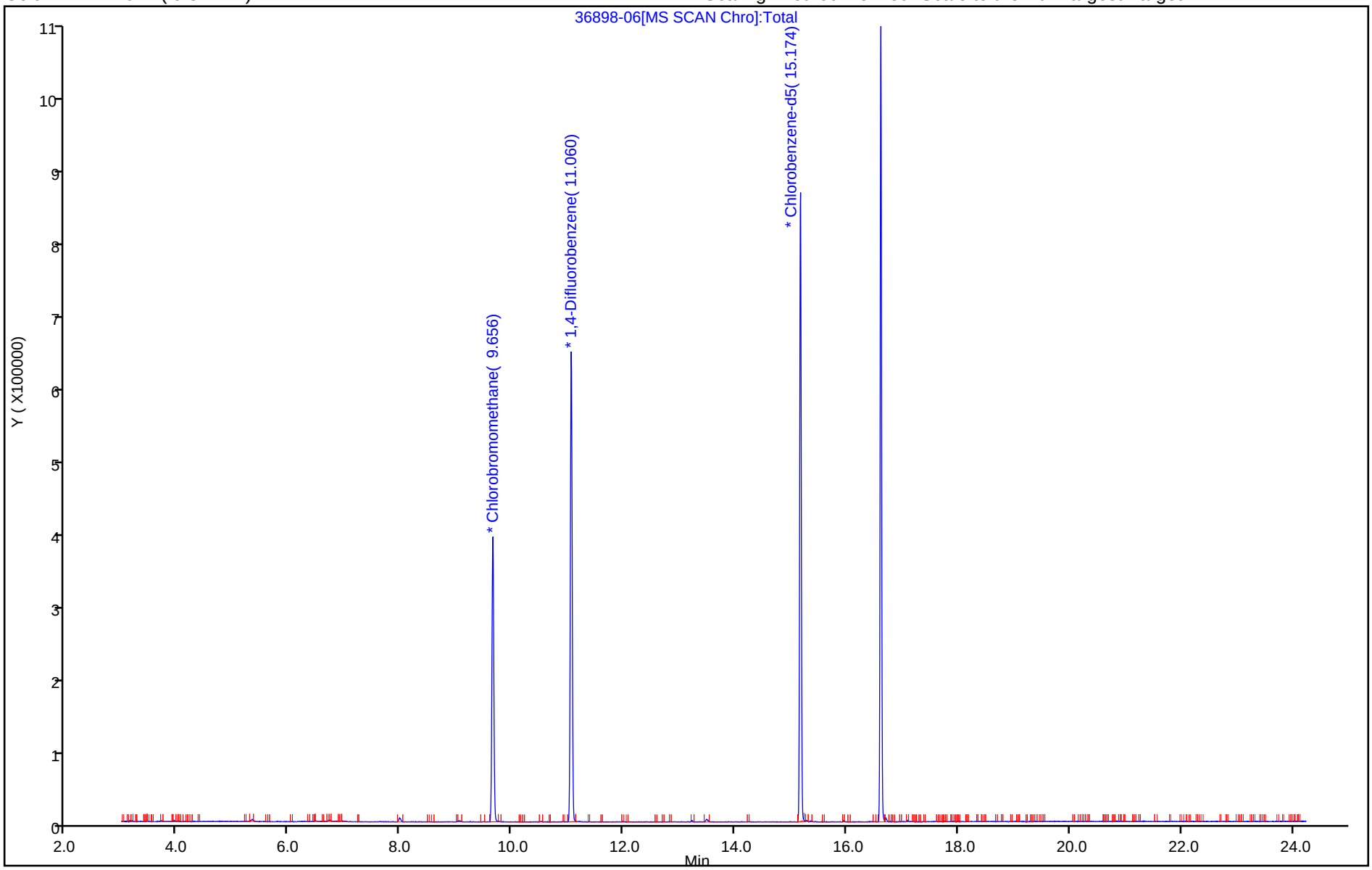

Manual Integration/User Assign Peak Report

Eurofins TestAmerica, Burlington

Data File:	\\chromna\Burlington\ChromData\CHB.i\20190723-36898.b\36898-06.D				
Injection Date:	23-Jul-2019 14:41:30	Instrument ID:	CHB.i		
Lims ID:	200-49708-A-12	Lab Sample ID:	200-49708-12		
Client ID:	5085				
Operator ID:	vtp	ALS Bottle#:	6	Worklist Smp#:	6
Purge Vol:	200.000 mL	Dil. Factor:	0.2000		
Method:	TO15_LLNJ_TO3	Limit Group:	AI_TO15_ICAL		
Column:	RTX-624 (0.32 mm)	Detector	MS SCAN		

23 Carbon disulfide, CAS: 75-15-0

Signal: 1

Processing Integration Results

RT: 6.72
Area: 2238
Amount: 0.039424
Amount Units: ppb v/v

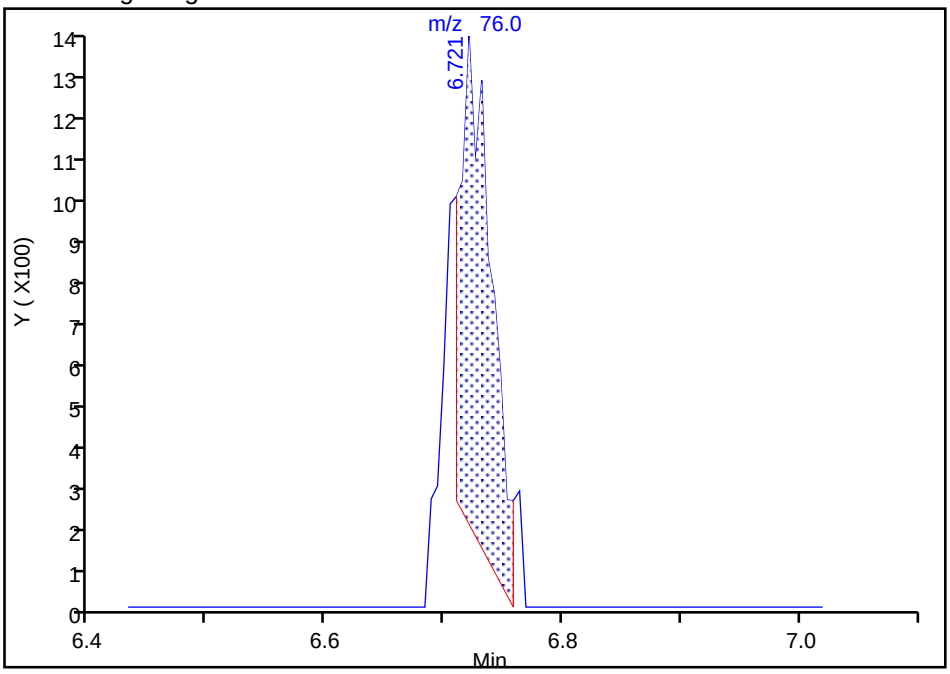

Manual Integration Results

RT: 6.72
Area: 3391
Amount: 0.059734
Amount Units: ppb v/v

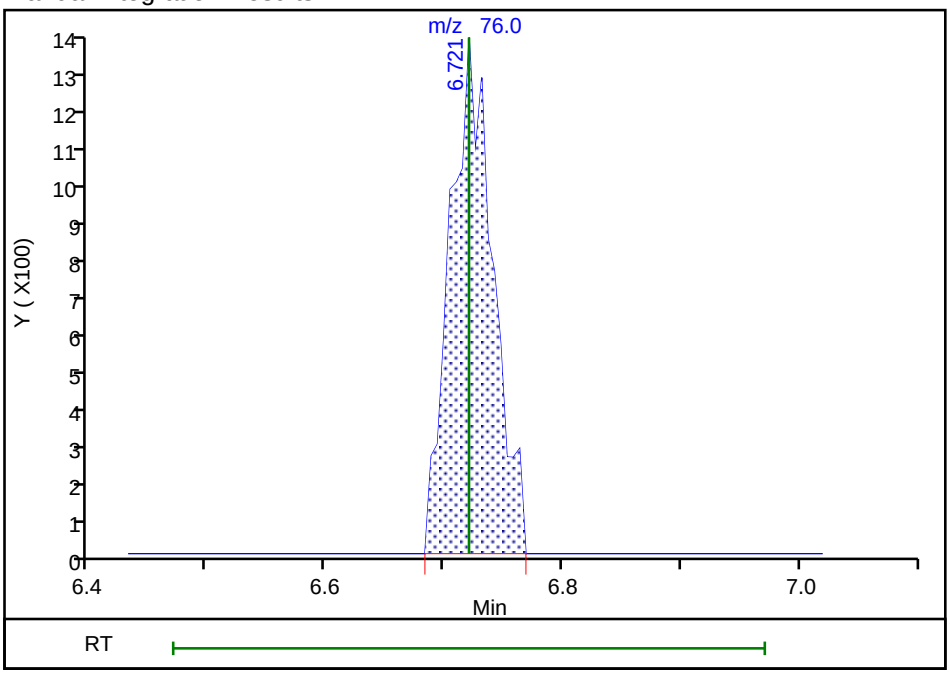

Reviewer: puangmaleek, 24-Jul-2019 11:14:51

Audit Action: Manually Integrated Audit Reason: Assign Peak

User Disabled Compound Report

Eurofins TestAmerica, Burlington

Data File:	\\chromna\Burlington\ChromData\CHB.i\20190723-36898.b\36898-06.D				
Injection Date:	23-Jul-2019 14:41:30	Instrument ID:	CHB.i		
Lims ID:	200-49708-A-12	Lab Sample ID:	200-49708-12		
Client ID:	5085				
Operator ID:	vtp	ALS Bottle#:	6	Worklist Smp#:	6
Purge Vol:	200.000 mL	Dil. Factor:	0.2000		
Method:	TO15_LLNJ_TO3	Limit Group:	AI_TO15_ICAL		
Column:	RTX-624 (0.32 mm)	Detector	MS SCAN		

74 Ethylbenzene, CAS: 100-41-4

Processing Results

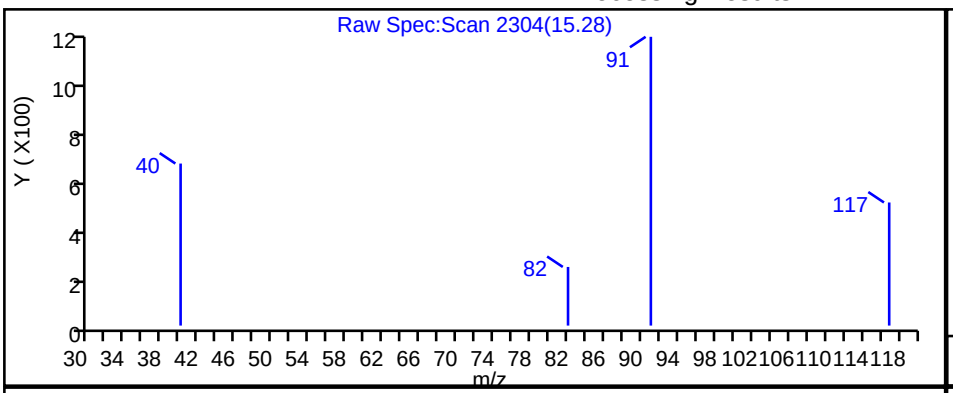

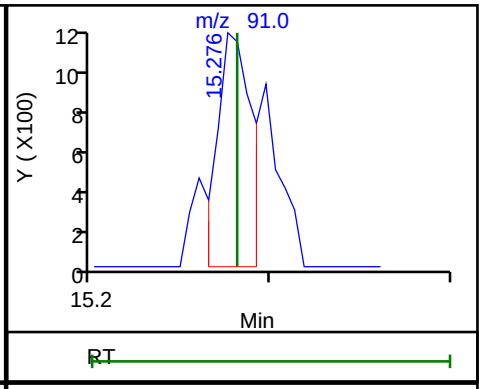

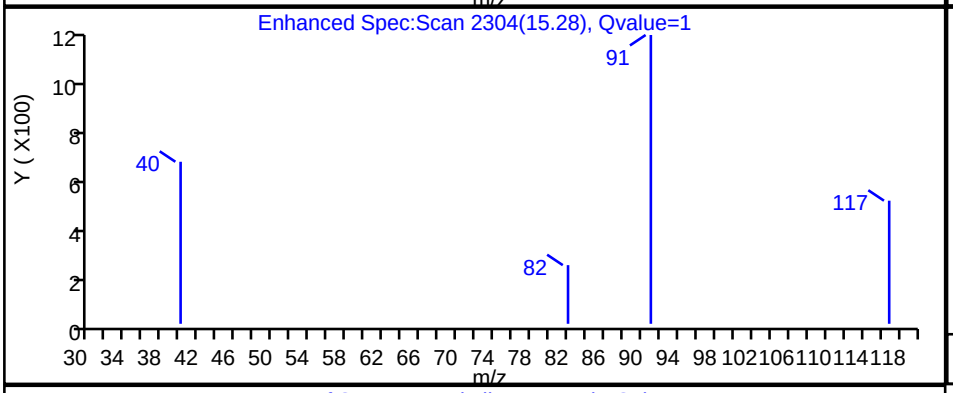

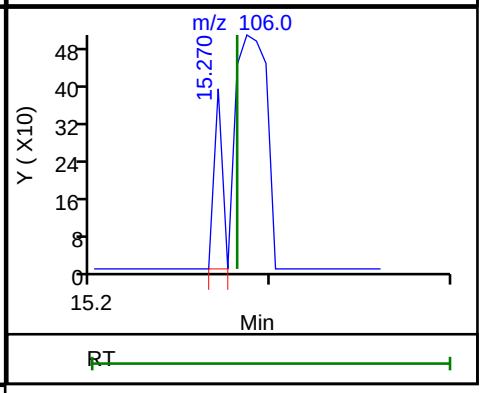

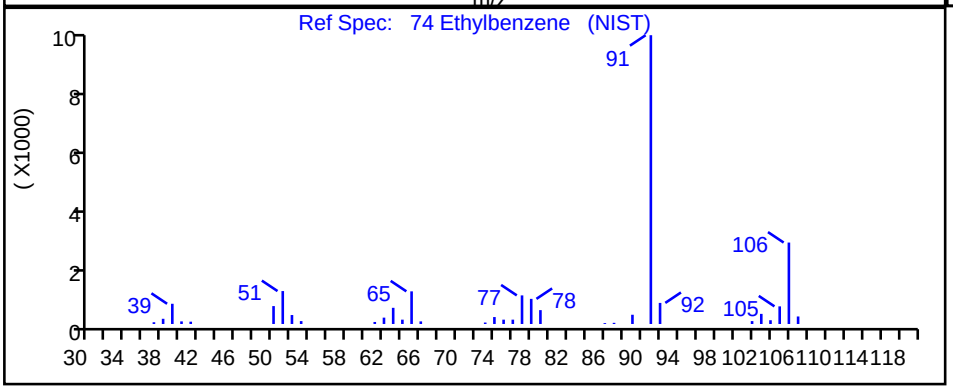

RT	Mass	Response	Amount
15.28	91.00	1591	0.017086
15.27	106.00	124	

Reviewer: puangmaleek, 24-Jul-2019 11:15:13

Audit Action: Marked Compound Undetected Audit Reason: Invalid Compound ID

User Disabled Compound Report

Eurofins TestAmerica, Burlington

Data File:	\\chromna\Burlington\ChromData\CHB.i\20190723-36898.b\36898-06.D				
Injection Date:	23-Jul-2019 14:41:30	Instrument ID:	CHB.i		
Lims ID:	200-49708-A-12	Lab Sample ID:	200-49708-12		
Client ID:	5085				
Operator ID:	vtp	ALS Bottle#:	6	Worklist Smp#:	6
Purge Vol:	200.000 mL	Dil. Factor:	0.2000		
Method:	TO15_LLNJ_TO3	Limit Group:	AI_TO15_ICAL		
Column:	RTX-624 (0.32 mm)	Detector	MS SCAN		

76 m-Xylene & p-Xylene, CAS: 179601-23-1

Processing Results

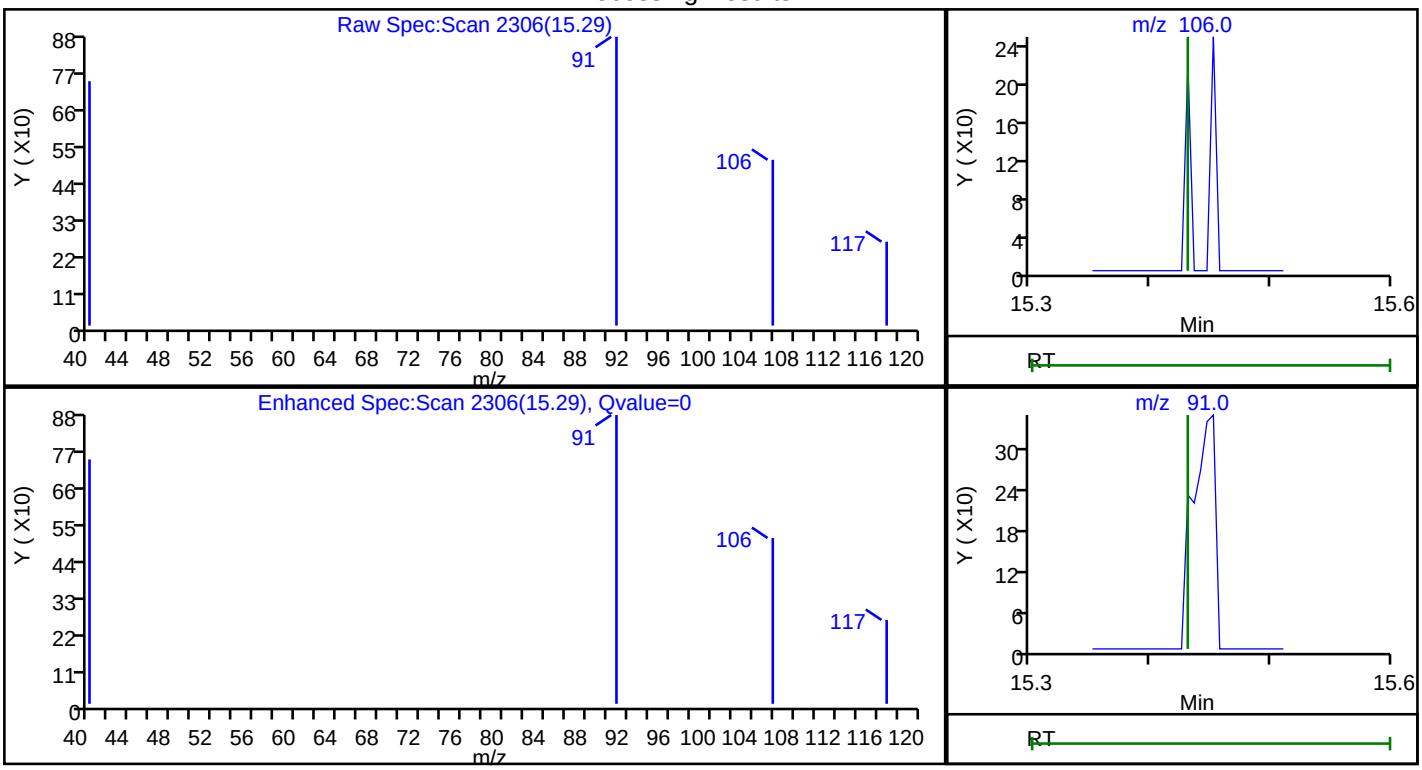

RT	Mass	Response	Amount
15.29	106.00	602	0.015448
15.30	91.00	907	

Reviewer: puangmaleek, 24-Jul-2019 11:15:15

Audit Action: Marked Compound Undetected Audit Reason: Invalid Compound ID

User Disabled Compound Report

Eurofins TestAmerica, Burlington

Data File:	\\chromna\Burlington\ChromData\CHB.i\20190723-36898.b\36898-06.D				
Injection Date:	23-Jul-2019 14:41:30	Instrument ID:	CHB.i		
Lims ID:	200-49708-A-12	Lab Sample ID:	200-49708-12		
Client ID:	5085				
Operator ID:	vtp	ALS Bottle#:	6	Worklist Smp#:	6
Purge Vol:	200.000 mL	Dil. Factor:	0.2000		
Method:	TO15_LLNJ_TO3	Limit Group:	AI_TO15_ICAL		
Column:	RTX-624 (0.32 mm)	Detector	MS SCAN		

105 Naphthalene, CAS: 91-20-3

Processing Results

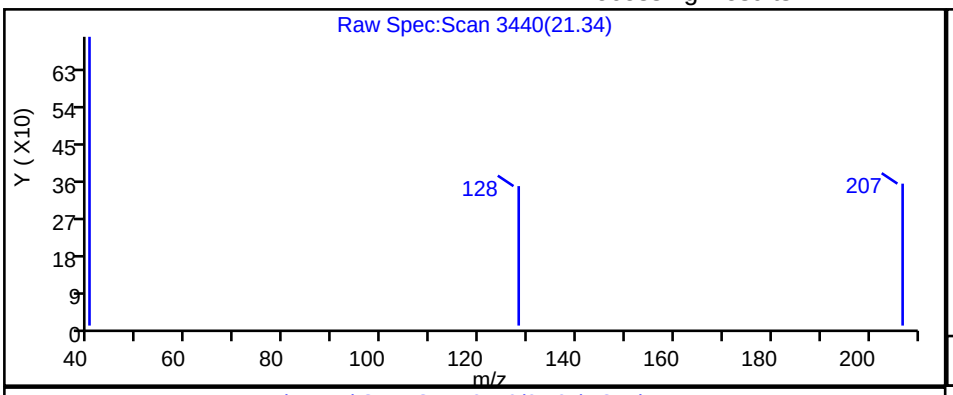

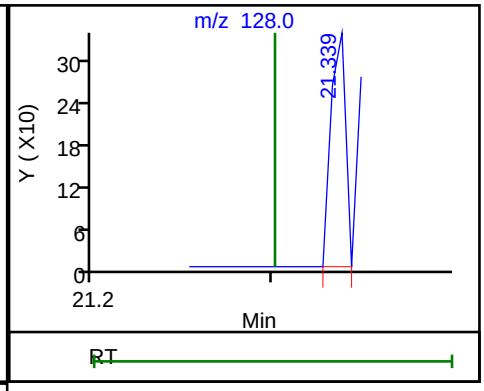

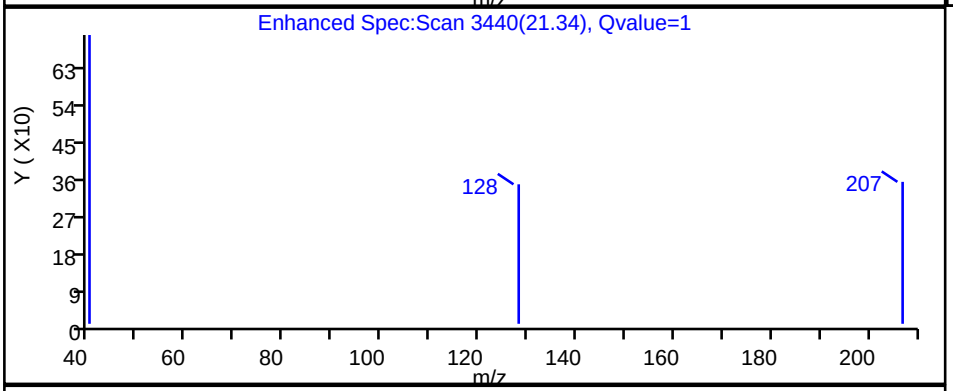

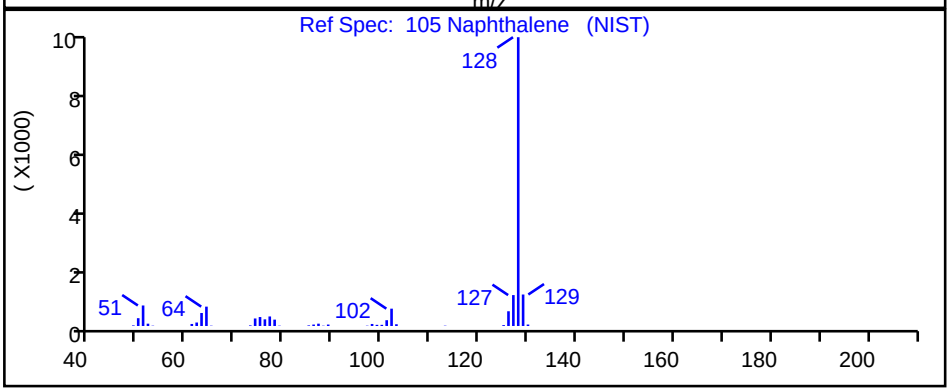

RT	Mass	Response	Amount
21.34	128.00	193	0.001765

Reviewer: puangmaleek, 24-Jul-2019 11:14:33

Audit Action: Marked Compound Undetected Audit Reason: Invalid Compound ID

Memorandum

September 23, 2019

To:	Denis Conley	Ref. No.:	058507-256039
From:	Kathy Willy/cs/267	Tel:	716-205-1942
cc:	Claire Mondello, Tom Bohlen		

Subject: **Analytical Results and Reduced Validation**
Air Sampling
GM Components Holdings (GMCH)
Lockport, New York
July 2019

1. Introduction

This document details a reduced validation of analytical results for air samples collected in support of the Air Sampling Event at the GM-Lockport site during July 2019. Samples were submitted to TestAmerica Laboratories, Inc., located in South Burlington, Vermont. A sample collection and analysis summary is presented in Table 1. The validated analytical results are summarized in Table 2. A summary of the analytical methodology is presented in Table 3.

Full Contract Laboratory Program (CLP) equivalent raw data deliverables were provided by the laboratory. Evaluation of the data was based on information obtained from the finished data sheets, chain of custody forms, blank data, duplicate data, and recovery data from laboratory control samples (LCS). The assessment of analytical and in-house data included checks for: data consistency by observing comparability of duplicate analyses, adherence to accuracy and precision criteria, and transmittal errors.

The QA/QC criteria by which these data have been assessed are outlined in the analytical method referenced in Table 3 and applicable guidance from the document entitled:

i) "USEPA Contract Laboratory Program National Functional Guidelines for Superfund Organic Methods Data Review", United States Environmental Protection Agency (USEPA) 540-R-08-01, June 2008

This item will subsequently be referred to as the "Guidelines" in this Memorandum.

2. Sample Holding Time and Preservation

The sample holding time criteria for the analyses are summarized in Table 3. Sample chain of custody documents and analytical reports were used to determine sample holding times. All samples were analyzed within the required holding times.

3. Laboratory Blank Analyses

Method blanks are prepared from a purified matrix and analyzed with investigative samples to determine the existence and magnitude of sample contamination introduced during the analytical procedures.

For this study, laboratory method blanks were analyzed at a minimum frequency of 1 per 20 investigative samples and/or 1 per analytical batch.

All method blank results were non-detect, indicating that laboratory contamination was not a factor for this investigation with the exception of a low concentration of 1,4-dichlorobenzene. Associated sample results were non-detect and no qualification of the data was required.

4. Laboratory Control Sample Analyses

LCS are prepared and analyzed as samples to assess the analytical efficiencies of the methods employed, independent of sample matrix effects.

For this study, LCS were analyzed at a minimum frequency of 1 per 20 investigative samples and/or 1 per analytical batch.

The LCS contained all compounds of interest. All LCS recoveries were within the laboratory control limits, demonstrating acceptable analytical accuracy.

5. Field QA/QC Samples

Field QA/QC samples were not submitted with this sampling event.

6. Analyte Reporting

The laboratory reported detected results down to the laboratory's method detection limit (MDL) for each analyte. Positive analyte detections less than the RL but greater than the MDL were qualified as estimated (J) in Table 2 unless qualified otherwise in this memorandum. Non-detect results were presented as non-detect at the RL in Table 2.

7. Target Compound Identification

To minimize erroneous compound identification during organic analyses, qualitative criteria including compound retention time and mass spectra were evaluated according to the identification criteria established by the method. The organic compounds reported adhered to the specified identification criteria.

8. Conclusion

Based on the assessment detailed in the foregoing, the data summarized in Table 2 are acceptable without qualification.

Table 1

Sample Collection and Analysis Summary
Air Sampling
GM Components Holdings (GMCH)
Lockport, New York
July 2019

Sample Identification	Location	Matrix	Collection Date (mm/dd/yyyy)	Collection Time (hr:min)	Analysis/Parameters TO-15
10-IA-1-072919	10-IA-1	Indoor Air	07/29/2019	16:17	x
10-IA-2-072919	10-IA-2	Indoor Air	07/29/2019	16:19	x
OA-072919	OA-1	Outdoor Air	07/29/2019	16:45	x

Table 2

Analytical Results Summary
Air Sampling
GM Components Holdings (GMCH)
Lockport, New York
July 2019

Location ID:		**10-IA-1**	**10-IA-2**	**OA-1**
Sample Name:		**10-IA-1-072919**	**10-IA-2-072919**	**OA-072919**
Sample Date:		**07/29/2019**	**07/29/2019**	**07/29/2019**
Parameters	**Unit**			
Volatile Organic Compounds				
1,1,1-Trichloroethane	ppbv	0.20 U	0.20 U	0.20 U
1,1,2,2-Tetrachloroethane	ppbv	0.20 U	0.20 U	0.20 U
1,1,2-Trichloroethane	ppbv	0.20 U	0.20 U	0.20 U
1,1-Dichloroethane	ppbv	0.20 U	0.20 U	0.20 U
1,1-Dichloroethene	ppbv	0.035 U	0.035 U	0.035 U
1,2,4-Trichlorobenzene	ppbv	0.50 U	0.50 U	0.50 U
1,2,4-Trimethylbenzene	ppbv	0.15 J	0.18 J	0.14 J
1,2-Dibromoethane (Ethylene dibromide)	ppbv	0.20 U	0.20 U	0.20 U
1,2-Dichlorobenzene	ppbv	0.20 U	0.20 U	0.20 U
1,2-Dichloroethane	ppbv	0.20 U	0.20 U	0.20 U
1,2-Dichloroethene (total)	ppbv	0.40 U	0.40 U	0.40 U
1,2-Dichloropropane	ppbv	0.20 U	0.20 U	0.20 U
1,2-Dichlorotetrafluoroethane (CFC 114)	ppbv	0.20 U	0.20 U	0.20 U
1,3,5-Trimethylbenzene	ppbv	0.20 U	0.20 U	0.20 U
1,3-Butadiene	ppbv	0.20 U	0.20 U	0.20 U
1,3-Dichlorobenzene	ppbv	0.20 U	0.20 U	0.20 U
1,4-Dichlorobenzene	ppbv	0.20 U	0.20 U	0.20 U
1,4-Dioxane	ppbv	5.0 U	5.0 U	5.0 U
2,2,4-Trimethylpentane	ppbv	0.20 U	0.20 U	0.10 J
2-Butanone (Methyl ethyl ketone) (MEK)	ppbv	0.41 J	1.1	0.64
2-Chlorotoluene	ppbv	0.20 U	0.20 U	0.20 U
2-Hexanone	ppbv	0.50 U	0.50 U	0.50 U
2-Phenylbutane (sec-Butylbenzene)	ppbv	0.20 U	0.20 U	0.20 U
4-Ethyl toluene	ppbv	0.20 U	0.20 U	0.20 U
4-Methyl-2-pentanone (Methyl isobutyl ketone) (MIBK)	ppbv	0.50 U	0.50 U	0.50 U
Acetone	ppbv	6.4	5.4	5.2
Allyl chloride	ppbv	0.50 U	0.50 U	0.50 U
Benzene	ppbv	0.10 J	0.082 J	0.17 J
Benzyl chloride	ppbv	0.20 U	0.20 U	0.20 U
Bromodichloromethane	ppbv	0.20 U	0.20 U	0.20 U
Bromoform	ppbv	0.20 U	0.20 U	0.20 U
Bromomethane (Methyl bromide)	ppbv	0.20 U	0.20 U	0.20 U
Butane	ppbv	0.51	0.36 J	0.70
Carbon disulfide	ppbv	0.50 U	0.50 U	0.50 U
Carbon tetrachloride	ppbv	0.055	0.056	0.042
Chlorobenzene	ppbv	0.20 U	0.20 U	0.20 U
Chlorodifluoromethane	ppbv	0.34 J	0.31 J	0.31 J
Chloroethane	ppbv	0.50 U	0.50 U	0.50 U
Chloroform (Trichloromethane)	ppbv	0.20 U	0.20 U	0.059 J

Table 2

Analytical Results Summary
Air Sampling
GM Components Holdings (GMCH)
Lockport, New York
July 2019

Location ID:		**10-IA-1**	**10-IA-2**	**OA-1**
Sample Name:		**10-IA-1-072919**	**10-IA-2-072919**	**OA-072919**
Sample Date:		**07/29/2019**	**07/29/2019**	**07/29/2019**
Parameters	**Unit**			
Volatile Organic Compounds				
Chloromethane (Methyl chloride)	ppbv	0.45 J	0.58	0.47 J
cis-1,2-Dichloroethene	ppbv	0.050 U	0.050 U	0.050 U
cis-1,3-Dichloropropene	ppbv	0.20 U	0.20 U	0.20 U
Cyclohexane	ppbv	0.17 J	0.079 J	0.11 J
Cymene (p-Isopropyltoluene)	ppbv	0.20 U	0.20 U	0.20 U
Dibromochloromethane	ppbv	0.20 U	0.20 U	0.20 U
Dichlorodifluoromethane (CFC-12)	ppbv	0.43 J	0.44 J	0.44 J
Ethylbenzene	ppbv	0.14 J	0.20	0.20 U
Hexachlorobutadiene	ppbv	0.20 U	0.20 U	0.20 U
Hexane	ppbv	1.2	0.56	2.4
Isopropyl alcohol	ppbv	2.9 J	1.9 J	2.5 J
Isopropyl benzene	ppbv	0.20 U	0.20 U	0.20 U
m&p-Xylenes	ppbv	0.57	0.92	0.17 J
Methyl methacrylate	ppbv	0.50 U	0.50 U	0.50 U
Methyl tert butyl ether (MTBE)	ppbv	0.20 U	0.20 U	0.20 U
Methylene chloride	ppbv	1.5	0.52	7.3
N-Butylbenzene	ppbv	0.20 U	0.20 U	0.20 U
N-Heptane	ppbv	0.20 U	0.20 U	0.28
N-Propylbenzene	ppbv	0.20 U	0.20 U	0.20 U
Naphthalene	ppbv	0.50 U	0.31 J	0.50 U
o-Xylene	ppbv	0.19 J	0.25	0.084 J
Styrene	ppbv	0.20 U	0.20 U	0.20 U
tert-Butyl alcohol	ppbv	5.0 U	5.0 U	5.0 U
tert-Butylbenzene	ppbv	0.20 U	0.20 U	0.20 U
Tetrachloroethene	ppbv	0.062 J	0.044 J	0.20 U
Tetrahydrofuran	ppbv	5.0 U	5.0 U	5.0 U
Toluene	ppbv	1.9	0.92	1.0
trans-1,2-Dichloroethene	ppbv	0.20 U	0.20 U	0.20 U
trans-1,3-Dichloropropene	ppbv	0.20 U	0.20 U	0.20 U
Trichloroethene	ppbv	0.035 U	0.035 U	0.035 U
Trichlorofluoromethane (CFC-11)	ppbv	0.22	0.19 J	0.30
Trifluorotrichloroethane (CFC-113)	ppbv	0.052 J	0.049 J	0.051 J
Vinyl bromide (Bromoethene)	ppbv	0.20 U	0.20 U	0.20 U
Vinyl chloride	ppbv	0.080 U	0.080 U	0.080 U
Xylenes (total)	ppbv	0.76	1.2	0.25 J
1,1,1-Trichloroethane	µg/m3	1.1 U	1.1 U	1.1 U
1,1,2,2-Tetrachloroethane	µg/m3	1.4 U	1.4 U	1.4 U
1,1,2-Trichloroethane	µg/m3	1.1 U	1.1 U	1.1 U
1,1-Dichloroethane	µg/m3	0.81 U	0.81 U	0.81 U

Table 2

Analytical Results Summary
Air Sampling
GM Components Holdings (GMCH)
Lockport, New York
July 2019

Location ID:		**10-IA-1**	**10-IA-2**	**OA-1**
Sample Name:		**10-IA-1-072919**	**10-IA-2-072919**	**OA-072919**
Sample Date:		**07/29/2019**	**07/29/2019**	**07/29/2019**
Parameters	**Unit**			
Volatile Organic Compounds				
1,1-Dichloroethene	µg/m3	0.14 U	0.14 U	0.14 U
1,2,4-Trichlorobenzene	µg/m3	3.7 U	3.7 U	3.7 U
1,2,4-Trimethylbenzene	µg/m3	0.76 J	0.89 J	0.70 J
1,2-Dibromoethane (Ethylene dibromide)	µg/m3	1.5 U	1.5 U	1.5 U
1,2-Dichlorobenzene	µg/m3	1.2 U	1.2 U	1.2 U
1,2-Dichloroethane	µg/m3	0.81 U	0.81 U	0.81 U
1,2-Dichloroethene (total)	µg/m3	1.6 U	1.6 U	1.6 U
1,2-Dichloropropane	µg/m3	0.92 U	0.92 U	0.92 U
1,2-Dichlorotetrafluoroethane (CFC 114)	µg/m3	1.4 U	1.4 U	1.4 U
1,3,5-Trimethylbenzene	µg/m3	0.98 U	0.98 U	0.98 U
1,3-Butadiene	µg/m3	0.44 U	0.44 U	0.44 U
1,3-Dichlorobenzene	µg/m3	1.2 U	1.2 U	1.2 U
1,4-Dichlorobenzene	µg/m3	1.2 U	1.2 U	1.2 U
1,4-Dioxane	µg/m3	18 U	18 U	18 U
2,2,4-Trimethylpentane	µg/m3	0.93 U	0.93 U	0.47 J
2-Butanone (Methyl ethyl ketone) (MEK)	µg/m3	1.2 J	3.3	1.9
2-Chlorotoluene	µg/m3	1.0 U	1.0 U	1.0 U
2-Hexanone	µg/m3	2.0 U	2.0 U	2.0 U
2-Phenylbutane (sec-Butylbenzene)	µg/m3	1.1 U	1.1 U	1.1 U
4-Ethyl toluene	µg/m3	0.98 U	0.98 U	0.98 U
4-Methyl-2-pentanone (Methyl isobutyl ketone) (MIBK)	µg/m3	2.0 U	2.0 U	2.0 U
Acetone	µg/m3	15	13	12
Allyl chloride	µg/m3	1.6 U	1.6 U	1.6 U
Benzene	µg/m3	0.33 J	0.26 J	0.55 J
Benzyl chloride	µg/m3	1.0 U	1.0 U	1.0 U
Bromodichloromethane	µg/m3	1.3 U	1.3 U	1.3 U
Bromoform	µg/m3	2.1 U	2.1 U	2.1 U
Bromomethane (Methyl bromide)	µg/m3	0.78 U	0.78 U	0.78 U
Butane	µg/m3	1.2	0.86 J	1.7
Carbon disulfide	µg/m3	1.6 U	1.6 U	1.6 U
Carbon tetrachloride	µg/m3	0.35	0.35	0.27
Chlorobenzene	µg/m3	0.92 U	0.92 U	0.92 U
Chlorodifluoromethane	µg/m3	1.2 J	1.1 J	1.1 J
Chloroethane	µg/m3	1.3 U	1.3 U	1.3 U
Chloroform (Trichloromethane)	µg/m3	0.98 U	0.98 U	0.29 J
Chloromethane (Methyl chloride)	µg/m3	0.94 J	1.2	0.97 J
cis-1,2-Dichloroethene	µg/m3	0.20 U	0.20 U	0.20 U
cis-1,3-Dichloropropene	µg/m3	0.91 U	0.91 U	0.91 U
Cyclohexane	µg/m3	0.59 J	0.27 J	0.39 J

Table 2

Analytical Results Summary
Air Sampling
GM Components Holdings (GMCH)
Lockport, New York
July 2019

Location ID:		**10-IA-1**	**10-IA-2**	**OA-1**
Sample Name:		**10-IA-1-072919**	**10-IA-2-072919**	**OA-072919**
Sample Date:		**07/29/2019**	**07/29/2019**	**07/29/2019**
Parameters	**Unit**			
Volatile Organic Compounds				
Cymene (p-Isopropyltoluene)	µg/m3	1.1 U	1.1 U	1.1 U
Dibromochloromethane	µg/m3	1.7 U	1.7 U	1.7 U
Dichlorodifluoromethane (CFC-12)	µg/m3	2.1 J	2.2 J	2.2 J
Ethylbenzene	µg/m3	0.60 J	0.86	0.87 U
Hexachlorobutadiene	µg/m3	2.1 U	2.1 U	2.1 U
Hexane	µg/m3	4.3	2.0	8.4
Isopropyl alcohol	µg/m3	7.2 J	4.6 J	6.2 J
Isopropyl benzene	µg/m3	0.98 U	0.98 U	0.98 U
m&p-Xylenes	µg/m3	2.5	4.0	0.72 J
Methyl methacrylate	µg/m3	2.0 U	2.0 U	2.0 U
Methyl tert butyl ether (MTBE)	µg/m3	0.72 U	0.72 U	0.72 U
Methylene chloride	µg/m3	5.1	1.8	25
N-Butylbenzene	µg/m3	1.1 U	1.1 U	1.1 U
N-Heptane	µg/m3	0.82 U	0.82 U	1.2
N-Propylbenzene	µg/m3	0.98 U	0.98 U	0.98 U
Naphthalene	µg/m3	2.6 U	1.6 J	2.6 U
o-Xylene	µg/m3	0.84 J	1.1	0.36 J
Styrene	µg/m3	0.85 U	0.85 U	0.85 U
tert-Butyl alcohol	µg/m3	15 U	15 U	15 U
tert-Butylbenzene	µg/m3	1.1 U	1.1 U	1.1 U
Tetrachloroethene	µg/m3	0.42 J	0.30 J	1.4 U
Tetrahydrofuran	µg/m3	15 U	15 U	15 U
Toluene	µg/m3	7.3	3.5	3.9
trans-1,2-Dichloroethene	µg/m3	0.79 U	0.79 U	0.79 U
trans-1,3-Dichloropropene	µg/m3	0.91 U	0.91 U	0.91 U
Trichloroethene	µg/m3	0.19 U	0.19 U	0.19 U
Trichlorofluoromethane (CFC-11)	µg/m3	1.2	1.1 J	1.7
Trifluorotrichloroethane (CFC-113)	µg/m3	0.40 J	0.38 J	0.39 J
Vinyl bromide (Bromoethene)	µg/m3	0.87 U	0.87 U	0.87 U
Vinyl chloride	µg/m3	0.20 U	0.20 U	0.20 U
Xylenes (total)	µg/m3	3.3	5.1	1.1 J

Notes:

J - Estimated concentration

U - Not detected at the associated reporting limit

Table 3

Analytical Methods
Air Sampling
GM Components Holdings (GMCH)
Lockport, New York
July 2019

Parameter	Method	Matrix	Preservation	Holding Time	
				Collection to Extraction (Days)	Collection or Extraction to Analysis (Days)
Volatile Organic Compounds (VOCs)	TO-15	Air	None	-	30

Notes:

- - Not applicable

Method Reference:

TO-15 - Compendium of Methods for the Determination of Toxic Organic Compounds in Ambient Air, EPA-625/R-96/010b, January 1999

eurofins | Environment Testing TestAmerica



ANALYTICAL REPORT

Eurofins TestAmerica, Burlington
30 Community Drive
Suite 11
South Burlington, VT 05403
Tel: (802)660-1990

Laboratory Job ID: 200-51664-1
Client Project/Site: 058507, GM-Lockport SSOW 256039

For:
GHD Services Inc.
2055 Niagara Falls Blvd., Suite 3
Niagara Falls, New York 14304

Attn: Kathleen Willy

Authorized for release by:
11/30/2019 9:22:41 AM

Denise Heckler, Project Manager II
(330)966-9477
denise.heckler@testamericainc.com

LINKS

Review your project results through TotalAccess

Have a Question? Ask The Expert

Visit us at: www.testamericainc.com

The test results in this report meet all 2003 NELAC and 2009 TNI requirements for accredited parameters, exceptions are noted in this report. This report may not be reproduced except in full, and with written approval from the laboratory. For questions please contact the Project Manager at the e-mail address or telephone number listed on this page.

This report has been electronically signed and authorized by the signatory. Electronic signature is intended to be the legally binding equivalent of a traditionally handwritten signature.

Results relate only to the items tested and the sample(s) as received by the laboratory.

Table of Contents

Cover Page 1
Table of Contents 2
Definitions/Glossary 3
Case Narrative 4
Detection Summary 5
Client Sample Results 9
QC Sample Results 25
QC Association Summary 38
Lab Chronicle 39
Certification Summary 40
Method Summary 42
Sample Summary 43
Chain of Custody 44
Receipt Checklists 46
Clean Canister Certification 47
Pre-Ship Certification 47
Clean Canister Data 48

Definitions/Glossary

Client: GHD Services Inc.
Project/Site: 058507, GM-Lockport SSOW 256039

Job ID: 200-51664-1

Qualifiers

Air - GC/MS VOA

Qualifier	Qualifier Description
B	Compound was found in the blank and sample.
E	Result exceeded calibration range.
J	Result is less than the RL but greater than or equal to the MDL and the concentration is an approximate value.

Glossary

Abbreviation	These commonly used abbreviations may or may not be present in this report.
¤	Listed under the "D" column to designate that the result is reported on a dry weight basis
%R	Percent Recovery
CFL	Contains Free Liquid
CNF	Contains No Free Liquid
DER	Duplicate Error Ratio (normalized absolute difference)
Dil Fac	Dilution Factor
DL	Detection Limit (DoD/DOE)
DL, RA, RE, IN	Indicates a Dilution, Re-analysis, Re-extraction, or additional Initial metals/anion analysis of the sample
DLC	Decision Level Concentration (Radiochemistry)
EDL	Estimated Detection Limit (Dioxin)
LOD	Limit of Detection (DoD/DOE)
LOQ	Limit of Quantitation (DoD/DOE)
MDA	Minimum Detectable Activity (Radiochemistry)
MDC	Minimum Detectable Concentration (Radiochemistry)
MDL	Method Detection Limit
ML	Minimum Level (Dioxin)
NC	Not Calculated
ND	Not Detected at the reporting limit (or MDL or EDL if shown)
PQL	Practical Quantitation Limit
QC	Quality Control
RER	Relative Error Ratio (Radiochemistry)
RL	Reporting Limit or Requested Limit (Radiochemistry)
RPD	Relative Percent Difference, a measure of the relative difference between two points
TEF	Toxicity Equivalent Factor (Dioxin)
TEQ	Toxicity Equivalent Quotient (Dioxin)

Job ID: 200-51664-1

Laboratory: Eurofins TestAmerica, Burlington

Narrative

Job Narrative
200-51664-1

Comments
No additional comments.

Receipt
The samples were received on 11/26/2019 10:15 AM; the samples arrived in good condition.

Air Toxics
No analytical or quality issues were noted, other than those described in the Definitions/Glossary page.

Detection Summary

Client: GHD Services Inc.
Project/Site: 058507, GM-Lockport SSOW 256039

Job ID: 200-51664-1

Client Sample ID: IA-1-112519 — Lab Sample ID: 200-51664-1

Analyte	Result	Qualifier	RL	MDL	Unit	Dil Fac	D	Method	Prep Type
1,2,4-Trimethylbenzene	0.083	J	0.20	0.044	ppb v/v	1		TO-15	Total/NA
1,2-Dichloroethene, Total	0.12	J	0.40	0.042	ppb v/v	1		TO-15	Total/NA
4-Isopropyltoluene	0.056	J	0.20	0.039	ppb v/v	1		TO-15	Total/NA
Acetone	130	E	5.0	1.2	ppb v/v	1		TO-15	Total/NA
Benzene	0.39		0.20	0.067	ppb v/v	1		TO-15	Total/NA
Carbon tetrachloride	0.065		0.035	0.024	ppb v/v	1		TO-15	Total/NA
Chloroform	0.037	J	0.20	0.032	ppb v/v	1		TO-15	Total/NA
Chloromethane	0.48	J	0.50	0.11	ppb v/v	1		TO-15	Total/NA
cis-1,2-Dichloroethene	0.12		0.050	0.045	ppb v/v	1		TO-15	Total/NA
Cyclohexane	0.79		0.20	0.046	ppb v/v	1		TO-15	Total/NA
Dichlorodifluoromethane	0.34	J	0.50	0.11	ppb v/v	1		TO-15	Total/NA
Ethylbenzene	0.21		0.20	0.063	ppb v/v	1		TO-15	Total/NA
Freon 22	0.41	J	0.50	0.12	ppb v/v	1		TO-15	Total/NA
Freon TF	0.065	J	0.20	0.038	ppb v/v	1		TO-15	Total/NA
Isopropyl alcohol	7.3		5.0	0.48	ppb v/v	1		TO-15	Total/NA
m,p-Xylene	0.75		0.50	0.10	ppb v/v	1		TO-15	Total/NA
Methyl Ethyl Ketone	0.33	J	0.50	0.072	ppb v/v	1		TO-15	Total/NA
methyl isobutyl ketone	0.11	J B	0.50	0.036	ppb v/v	1		TO-15	Total/NA
n-Butane	3.9		0.50	0.11	ppb v/v	1		TO-15	Total/NA
n-Heptane	0.20		0.20	0.056	ppb v/v	1		TO-15	Total/NA
n-Hexane	38		0.20	0.20	ppb v/v	1		TO-15	Total/NA
Styrene	0.057	J	0.20	0.040	ppb v/v	1		TO-15	Total/NA
tert-Butyl alcohol	0.44	J	5.0	0.038	ppb v/v	1		TO-15	Total/NA
Tetrachloroethene	0.80		0.20	0.033	ppb v/v	1		TO-15	Total/NA
Toluene	57	E	0.20	0.11	ppb v/v	1		TO-15	Total/NA
Trichloroethene	0.14		0.035	0.035	ppb v/v	1		TO-15	Total/NA
Trichlorofluoromethane	0.19	J	0.20	0.060	ppb v/v	1		TO-15	Total/NA
Xylene (total)	0.94		0.70	0.048	ppb v/v	1		TO-15	Total/NA
Xylene, o-	0.19	J	0.20	0.048	ppb v/v	1		TO-15	Total/NA
Acetone - DL	120		20	4.8	ppb v/v	4		TO-15	Total/NA
Benzene - DL	0.37	J	0.80	0.27	ppb v/v	4		TO-15	Total/NA
Chloromethane - DL	0.48	J	2.0	0.44	ppb v/v	4		TO-15	Total/NA
Cyclohexane - DL	0.69	J	0.80	0.18	ppb v/v	4		TO-15	Total/NA
Dichlorodifluoromethane - DL	0.48	J	2.0	0.44	ppb v/v	4		TO-15	Total/NA
Isopropyl alcohol - DL	6.4	J	20	1.9	ppb v/v	4		TO-15	Total/NA
m,p-Xylene - DL	0.57	J	2.0	0.40	ppb v/v	4		TO-15	Total/NA
n-Butane - DL	3.5		2.0	0.44	ppb v/v	4		TO-15	Total/NA
n-Hexane - DL	35		0.80	0.80	ppb v/v	4		TO-15	Total/NA
tert-Butyl alcohol - DL	0.31	J	20	0.15	ppb v/v	4		TO-15	Total/NA
Tetrachloroethene - DL	0.73	J	0.80	0.13	ppb v/v	4		TO-15	Total/NA
Toluene - DL	52		0.80	0.44	ppb v/v	4		TO-15	Total/NA
Xylene (total) - DL	0.57	J	2.8	0.19	ppb v/v	4		TO-15	Total/NA

Analyte	Result	Qualifier	RL	MDL	Unit	Dil Fac	D	Method	Prep Type
1,2,4-Trimethylbenzene	0.41	J	0.98	0.22	ug/m3	1		TO-15	Total/NA
1,2-Dichloroethene, Total	0.48	J	1.6	0.17	ug/m3	1		TO-15	Total/NA
4-Isopropyltoluene	0.31	J	1.1	0.21	ug/m3	1		TO-15	Total/NA
Acetone	300	E	12	2.9	ug/m3	1		TO-15	Total/NA
Benzene	1.3		0.64	0.21	ug/m3	1		TO-15	Total/NA
Carbon tetrachloride	0.41		0.22	0.15	ug/m3	1		TO-15	Total/NA
Chloroform	0.18	J	0.98	0.16	ug/m3	1		TO-15	Total/NA
Chloromethane	0.99	J	1.0	0.23	ug/m3	1		TO-15	Total/NA

This Detection Summary does not include radiochemical test results.

Client Sample ID: IA-1-112519 (Continued) — Lab Sample ID: 200-51664-1

Analyte	Result	Qualifier	RL	MDL	Unit	Dil Fac	D	Method	Prep Type
cis-1,2-Dichloroethene	0.48		0.20	0.18	ug/m3	1		TO-15	Total/NA
Cyclohexane	2.7		0.69	0.16	ug/m3	1		TO-15	Total/NA
Dichlorodifluoromethane	1.7	J	2.5	0.54	ug/m3	1		TO-15	Total/NA
Ethylbenzene	0.93		0.87	0.27	ug/m3	1		TO-15	Total/NA
Freon 22	1.5	J	1.8	0.42	ug/m3	1		TO-15	Total/NA
Freon TF	0.50	J	1.5	0.29	ug/m3	1		TO-15	Total/NA
Isopropyl alcohol	18		12	1.2	ug/m3	1		TO-15	Total/NA
m,p-Xylene	3.3		2.2	0.43	ug/m3	1		TO-15	Total/NA
Methyl Ethyl Ketone	0.96	J	1.5	0.21	ug/m3	1		TO-15	Total/NA
methyl isobutyl ketone	0.43	J B	2.0	0.15	ug/m3	1		TO-15	Total/NA
n-Butane	9.2		1.2	0.26	ug/m3	1		TO-15	Total/NA
n-Heptane	0.82		0.82	0.23	ug/m3	1		TO-15	Total/NA
n-Hexane	130		0.70	0.70	ug/m3	1		TO-15	Total/NA
Styrene	0.24	J	0.85	0.17	ug/m3	1		TO-15	Total/NA
tert-Butyl alcohol	1.3	J	15	0.12	ug/m3	1		TO-15	Total/NA
Tetrachloroethene	5.4		1.4	0.22	ug/m3	1		TO-15	Total/NA
Toluene	210	E	0.75	0.41	ug/m3	1		TO-15	Total/NA
Trichloroethene	0.74		0.19	0.19	ug/m3	1		TO-15	Total/NA
Trichlorofluoromethane	1.1	J	1.1	0.34	ug/m3	1		TO-15	Total/NA
Xylene (total)	4.1		3.0	0.21	ug/m3	1		TO-15	Total/NA
Xylene, o-	0.83	J	0.87	0.21	ug/m3	1		TO-15	Total/NA
Acetone - DL	280		48	11	ug/m3	4		TO-15	Total/NA
Benzene - DL	1.2	J	2.6	0.86	ug/m3	4		TO-15	Total/NA
Chloromethane - DL	0.99	J	4.1	0.91	ug/m3	4		TO-15	Total/NA
Cyclohexane - DL	2.4	J	2.8	0.63	ug/m3	4		TO-15	Total/NA
Dichlorodifluoromethane - DL	2.3	J	9.9	2.2	ug/m3	4		TO-15	Total/NA
Isopropyl alcohol - DL	16	J	49	4.7	ug/m3	4		TO-15	Total/NA
m,p-Xylene - DL	2.5	J	8.7	1.7	ug/m3	4		TO-15	Total/NA
n-Butane - DL	8.3		4.8	1.0	ug/m3	4		TO-15	Total/NA
n-Hexane - DL	120		2.8	2.8	ug/m3	4		TO-15	Total/NA
tert-Butyl alcohol - DL	0.94	J	61	0.46	ug/m3	4		TO-15	Total/NA
Tetrachloroethene - DL	5.0	J	5.4	0.90	ug/m3	4		TO-15	Total/NA
Toluene - DL	200		3.0	1.7	ug/m3	4		TO-15	Total/NA
Xylene (total) - DL	2.5	J	12	0.83	ug/m3	4		TO-15	Total/NA

Client Sample ID: IA-2-112519 — Lab Sample ID: 200-51664-2

Analyte	Result	Qualifier	RL	MDL	Unit	Dil Fac	D	Method	Prep Type
1,2-Dichloroethene, Total	0.14	J	0.40	0.042	ppb v/v	1		TO-15	Total/NA
Acetone	110	E	5.0	1.2	ppb v/v	1		TO-15	Total/NA
Benzene	0.31		0.20	0.067	ppb v/v	1		TO-15	Total/NA
Carbon tetrachloride	0.061		0.035	0.024	ppb v/v	1		TO-15	Total/NA
Chloroform	0.036	J	0.20	0.032	ppb v/v	1		TO-15	Total/NA
Chloromethane	0.48	J	0.50	0.11	ppb v/v	1		TO-15	Total/NA
cis-1,2-Dichloroethene	0.14		0.050	0.045	ppb v/v	1		TO-15	Total/NA
Cyclohexane	0.74		0.20	0.046	ppb v/v	1		TO-15	Total/NA
Dichlorodifluoromethane	0.31	J	0.50	0.11	ppb v/v	1		TO-15	Total/NA
Ethylbenzene	0.16	J	0.20	0.063	ppb v/v	1		TO-15	Total/NA
Freon 22	0.33	J	0.50	0.12	ppb v/v	1		TO-15	Total/NA
Freon TF	0.068	J	0.20	0.038	ppb v/v	1		TO-15	Total/NA
Isopropyl alcohol	5.1		5.0	0.48	ppb v/v	1		TO-15	Total/NA

This Detection Summary does not include radiochemical test results.

Client Sample ID: IA-2-112519 (Continued)

Lab Sample ID: 200-51664-2

Analyte	Result	Qualifier	RL	MDL	Unit	Dil Fac	D	Method	Prep Type
m,p-Xylene	0.53		0.50	0.10	ppb v/v	1		TO-15	Total/NA
Methyl Ethyl Ketone	0.27	J	0.50	0.072	ppb v/v	1		TO-15	Total/NA
Methyl methacrylate	0.047	J	0.50	0.033	ppb v/v	1		TO-15	Total/NA
n-Butane	3.1		0.50	0.11	ppb v/v	1		TO-15	Total/NA
n-Heptane	0.16	J	0.20	0.056	ppb v/v	1		TO-15	Total/NA
n-Hexane	33		0.20	0.20	ppb v/v	1		TO-15	Total/NA
tert-Butyl alcohol	0.30	J	5.0	0.038	ppb v/v	1		TO-15	Total/NA
Tetrachloroethene	0.72		0.20	0.033	ppb v/v	1		TO-15	Total/NA
Toluene	48	E	0.20	0.11	ppb v/v	1		TO-15	Total/NA
Trichloroethene	0.15		0.035	0.035	ppb v/v	1		TO-15	Total/NA
Trichlorofluoromethane	0.19	J	0.20	0.060	ppb v/v	1		TO-15	Total/NA
Vinyl chloride	0.044	J	0.080	0.044	ppb v/v	1		TO-15	Total/NA
Xylene (total)	0.67	J	0.70	0.048	ppb v/v	1		TO-15	Total/NA
Xylene, o-	0.14	J	0.20	0.048	ppb v/v	1		TO-15	Total/NA
Acetone - DL	110		20	4.8	ppb v/v	4		TO-15	Total/NA
Benzene - DL	0.30	J	0.80	0.27	ppb v/v	4		TO-15	Total/NA
Chloromethane - DL	0.47	J	2.0	0.44	ppb v/v	4		TO-15	Total/NA
Cyclohexane - DL	0.64	J	0.80	0.18	ppb v/v	4		TO-15	Total/NA
Dichlorodifluoromethane - DL	0.44	J	2.0	0.44	ppb v/v	4		TO-15	Total/NA
Isopropyl alcohol - DL	5.3	J	20	1.9	ppb v/v	4		TO-15	Total/NA
m,p-Xylene - DL	0.41	J	2.0	0.40	ppb v/v	4		TO-15	Total/NA
n-Butane - DL	2.9		2.0	0.44	ppb v/v	4		TO-15	Total/NA
n-Hexane - DL	34		0.80	0.80	ppb v/v	4		TO-15	Total/NA
tert-Butyl alcohol - DL	0.22	J	20	0.15	ppb v/v	4		TO-15	Total/NA
Tetrachloroethene - DL	0.71	J	0.80	0.13	ppb v/v	4		TO-15	Total/NA
Toluene - DL	48		0.80	0.44	ppb v/v	4		TO-15	Total/NA
Trichloroethene - DL	0.14		0.14	0.14	ppb v/v	4		TO-15	Total/NA
Xylene (total) - DL	0.41	J	2.8	0.19	ppb v/v	4		TO-15	Total/NA

Analyte	Result	Qualifier	RL	MDL	Unit	Dil Fac	D	Method	Prep Type
1,2-Dichloroethene, Total	0.56	J	1.6	0.17	ug/m3	1		TO-15	Total/NA
Acetone	250	E	12	2.9	ug/m3	1		TO-15	Total/NA
Benzene	0.98		0.64	0.21	ug/m3	1		TO-15	Total/NA
Carbon tetrachloride	0.38		0.22	0.15	ug/m3	1		TO-15	Total/NA
Chloroform	0.18	J	0.98	0.16	ug/m3	1		TO-15	Total/NA
Chloromethane	0.98	J	1.0	0.23	ug/m3	1		TO-15	Total/NA
cis-1,2-Dichloroethene	0.57		0.20	0.18	ug/m3	1		TO-15	Total/NA
Cyclohexane	2.5		0.69	0.16	ug/m3	1		TO-15	Total/NA
Dichlorodifluoromethane	1.5	J	2.5	0.54	ug/m3	1		TO-15	Total/NA
Ethylbenzene	0.72	J	0.87	0.27	ug/m3	1		TO-15	Total/NA
Freon 22	1.2	J	1.8	0.42	ug/m3	1		TO-15	Total/NA
Freon TF	0.52	J	1.5	0.29	ug/m3	1		TO-15	Total/NA
Isopropyl alcohol	12		12	1.2	ug/m3	1		TO-15	Total/NA
m,p-Xylene	2.3		2.2	0.43	ug/m3	1		TO-15	Total/NA
Methyl Ethyl Ketone	0.80	J	1.5	0.21	ug/m3	1		TO-15	Total/NA
Methyl methacrylate	0.19	J	2.0	0.14	ug/m3	1		TO-15	Total/NA
n-Butane	7.5		1.2	0.26	ug/m3	1		TO-15	Total/NA
n-Heptane	0.65	J	0.82	0.23	ug/m3	1		TO-15	Total/NA
n-Hexane	120		0.70	0.70	ug/m3	1		TO-15	Total/NA
tert-Butyl alcohol	0.90	J	15	0.12	ug/m3	1		TO-15	Total/NA
Tetrachloroethene	4.9		1.4	0.22	ug/m3	1		TO-15	Total/NA
Toluene	180	E	0.75	0.41	ug/m3	1		TO-15	Total/NA

This Detection Summary does not include radiochemical test results.

Client Sample ID: IA-2-112519 (Continued) — Lab Sample ID: 200-51664-2

Analyte	Result	Qualifier	RL	MDL	Unit	Dil Fac	D	Method	Prep Type
Trichloroethene	0.78		0.19	0.19	ug/m3	1		TO-15	Total/NA
Trichlorofluoromethane	1.1	J	1.1	0.34	ug/m3	1		TO-15	Total/NA
Vinyl chloride	0.11	J	0.20	0.11	ug/m3	1		TO-15	Total/NA
Xylene (total)	2.9	J	3.0	0.21	ug/m3	1		TO-15	Total/NA
Xylene, o-	0.59	J	0.87	0.21	ug/m3	1		TO-15	Total/NA
Acetone - DL	260		48	11	ug/m3	4		TO-15	Total/NA
Benzene - DL	0.96	J	2.6	0.86	ug/m3	4		TO-15	Total/NA
Chloromethane - DL	0.97	J	4.1	0.91	ug/m3	4		TO-15	Total/NA
Cyclohexane - DL	2.2	J	2.8	0.63	ug/m3	4		TO-15	Total/NA
Dichlorodifluoromethane - DL	2.2	J	9.9	2.2	ug/m3	4		TO-15	Total/NA
Isopropyl alcohol - DL	13	J	49	4.7	ug/m3	4		TO-15	Total/NA
m,p-Xylene - DL	1.8	J	8.7	1.7	ug/m3	4		TO-15	Total/NA
n-Butane - DL	7.0		4.8	1.0	ug/m3	4		TO-15	Total/NA
n-Hexane - DL	120		2.8	2.8	ug/m3	4		TO-15	Total/NA
tert-Butyl alcohol - DL	0.68	J	61	0.46	ug/m3	4		TO-15	Total/NA
Tetrachloroethene - DL	4.8	J	5.4	0.90	ug/m3	4		TO-15	Total/NA
Toluene - DL	180		3.0	1.7	ug/m3	4		TO-15	Total/NA
Trichloroethene - DL	0.75		0.75	0.75	ug/m3	4		TO-15	Total/NA
Xylene (total) - DL	1.8	J	12	0.83	ug/m3	4		TO-15	Total/NA

Client Sample ID: OA-1-112519 — Lab Sample ID: 200-51664-3

Analyte	Result	Qualifier	RL	MDL	Unit	Dil Fac	D	Method	Prep Type
Acetone	1.3	J	5.0	1.2	ppb v/v	1		TO-15	Total/NA
Benzene	0.11	J	0.20	0.067	ppb v/v	1		TO-15	Total/NA
Carbon tetrachloride	0.057		0.035	0.024	ppb v/v	1		TO-15	Total/NA
Chloromethane	0.43	J	0.50	0.11	ppb v/v	1		TO-15	Total/NA
Dichlorodifluoromethane	0.32	J	0.50	0.11	ppb v/v	1		TO-15	Total/NA
Freon 22	0.25	J	0.50	0.12	ppb v/v	1		TO-15	Total/NA
Freon TF	0.064	J	0.20	0.038	ppb v/v	1		TO-15	Total/NA
Isopropyl alcohol	1.0	J	5.0	0.48	ppb v/v	1		TO-15	Total/NA
Methyl Ethyl Ketone	0.13	J	0.50	0.072	ppb v/v	1		TO-15	Total/NA
n-Butane	1.0		0.50	0.11	ppb v/v	1		TO-15	Total/NA
Trichlorofluoromethane	0.19	J	0.20	0.060	ppb v/v	1		TO-15	Total/NA

Analyte	Result	Qualifier	RL	MDL	Unit	Dil Fac	D	Method	Prep Type
Acetone	3.1	J	12	2.9	ug/m3	1		TO-15	Total/NA
Benzene	0.34	J	0.64	0.21	ug/m3	1		TO-15	Total/NA
Carbon tetrachloride	0.36		0.22	0.15	ug/m3	1		TO-15	Total/NA
Chloromethane	0.88	J	1.0	0.23	ug/m3	1		TO-15	Total/NA
Dichlorodifluoromethane	1.6	J	2.5	0.54	ug/m3	1		TO-15	Total/NA
Freon 22	0.88	J	1.8	0.42	ug/m3	1		TO-15	Total/NA
Freon TF	0.49	J	1.5	0.29	ug/m3	1		TO-15	Total/NA
Isopropyl alcohol	2.5	J	12	1.2	ug/m3	1		TO-15	Total/NA
Methyl Ethyl Ketone	0.38	J	1.5	0.21	ug/m3	1		TO-15	Total/NA
n-Butane	2.4		1.2	0.26	ug/m3	1		TO-15	Total/NA
Trichlorofluoromethane	1.1	J	1.1	0.34	ug/m3	1		TO-15	Total/NA

This Detection Summary does not include radiochemical test results.

Client Sample Results

Client: GHD Services Inc.
Project/Site: 058507, GM-Lockport SSOW 256039

Job ID: 200-51664-1

Client Sample ID: IA-1-112519

Lab Sample ID: 200-51664-1

Date Collected: 11/25/19 16:02
Matrix: Air
Date Received: 11/26/19 10:15
Sample Container: Summa Canister 6L

Method: TO-15 - Volatile Organic Compounds in Ambient Air

Analyte	Result	Qualifier	RL	MDL	Unit	D	Prepared	Analyzed	Dil Fac
1,1,1-Trichloroethane	ND		0.20	0.036	ppb v/v			11/27/19 01:56	1
1,1,2,2-Tetrachloroethane	ND		0.20	0.042	ppb v/v			11/27/19 01:56	1
1,1,2-Trichloroethane	ND		0.20	0.036	ppb v/v			11/27/19 01:56	1
1,1-Dichloroethane	ND		0.20	0.041	ppb v/v			11/27/19 01:56	1
1,1-Dichloroethene	ND		0.035	0.039	ppb v/v			11/27/19 01:56	1
1,2,4-Trichlorobenzene	ND		0.50	0.22	ppb v/v			11/27/19 01:56	1
1,2,4-Trimethylbenzene	**0.083**	**J**	0.20	0.044	ppb v/v			11/27/19 01:56	1
1,2-Dibromoethane	ND		0.20	0.049	ppb v/v			11/27/19 01:56	1
1,2-Dichlorobenzene	ND		0.20	0.097	ppb v/v			11/27/19 01:56	1
1,2-Dichloroethane	ND		0.20	0.032	ppb v/v			11/27/19 01:56	1
1,2-Dichloroethene, Total	**0.12**	**J**	0.40	0.042	ppb v/v			11/27/19 01:56	1
1,2-Dichloropropane	ND		0.20	0.033	ppb v/v			11/27/19 01:56	1
1,2-Dichlorotetrafluoroethane	ND		0.20	0.035	ppb v/v			11/27/19 01:56	1
1,3,5-Trimethylbenzene	ND		0.20	0.039	ppb v/v			11/27/19 01:56	1
1,3-Butadiene	ND		0.20	0.057	ppb v/v			11/27/19 01:56	1
1,3-Dichlorobenzene	ND		0.20	0.11	ppb v/v			11/27/19 01:56	1
1,4-Dichlorobenzene	ND		0.20	0.12	ppb v/v			11/27/19 01:56	1
1,4-Dioxane	ND		5.0	0.084	ppb v/v			11/27/19 01:56	1
2,2,4-Trimethylpentane	ND		0.20	0.041	ppb v/v			11/27/19 01:56	1
2-Chlorotoluene	ND		0.20	0.042	ppb v/v			11/27/19 01:56	1
3-Chloropropene	ND		0.50	0.064	ppb v/v			11/27/19 01:56	1
4-Ethyltoluene	ND		0.20	0.041	ppb v/v			11/27/19 01:56	1
4-Isopropyltoluene	**0.056**	**J**	0.20	0.039	ppb v/v			11/27/19 01:56	1
Acetone	**130**	**E**	5.0	1.2	ppb v/v			11/27/19 01:56	1
Benzene	**0.39**		0.20	0.067	ppb v/v			11/27/19 01:56	1
Benzyl chloride	ND		0.20	0.085	ppb v/v			11/27/19 01:56	1
Bromodichloromethane	ND		0.20	0.035	ppb v/v			11/27/19 01:56	1
Bromoethene(Vinyl Bromide)	ND		0.20	0.052	ppb v/v			11/27/19 01:56	1
Bromoform	ND		0.20	0.048	ppb v/v			11/27/19 01:56	1
Bromomethane	ND		0.20	0.051	ppb v/v			11/27/19 01:56	1
Carbon disulfide	ND		0.50	0.074	ppb v/v			11/27/19 01:56	1
Carbon tetrachloride	**0.065**		0.035	0.024	ppb v/v			11/27/19 01:56	1
Chlorobenzene	ND		0.20	0.056	ppb v/v			11/27/19 01:56	1
Chloroethane	ND		0.50	0.054	ppb v/v			11/27/19 01:56	1
Chloroform	**0.037**	**J**	0.20	0.032	ppb v/v			11/27/19 01:56	1
Chloromethane	**0.48**	**J**	0.50	0.11	ppb v/v			11/27/19 01:56	1
cis-1,2-Dichloroethene	**0.12**		0.050	0.045	ppb v/v			11/27/19 01:56	1
cis-1,3-Dichloropropene	ND		0.20	0.032	ppb v/v			11/27/19 01:56	1
Cumene	ND		0.20	0.035	ppb v/v			11/27/19 01:56	1
Cyclohexane	**0.79**		0.20	0.046	ppb v/v			11/27/19 01:56	1
Dibromochloromethane	ND		0.20	0.036	ppb v/v			11/27/19 01:56	1
Dichlorodifluoromethane	**0.34**	**J**	0.50	0.11	ppb v/v			11/27/19 01:56	1
Ethylbenzene	**0.21**		0.20	0.063	ppb v/v			11/27/19 01:56	1
Freon 22	**0.41**	**J**	0.50	0.12	ppb v/v			11/27/19 01:56	1
Freon TF	**0.065**	**J**	0.20	0.038	ppb v/v			11/27/19 01:56	1
Hexachlorobutadiene	ND		0.20	0.076	ppb v/v			11/27/19 01:56	1
Isopropyl alcohol	**7.3**		5.0	0.48	ppb v/v			11/27/19 01:56	1
m,p-Xylene	**0.75**		0.50	0.10	ppb v/v			11/27/19 01:56	1

Client Sample ID: IA-1-112519

Lab Sample ID: 200-51664-1

Date Collected: 11/25/19 16:02
Matrix: Air
Date Received: 11/26/19 10:15
Sample Container: Summa Canister 6L

Method: TO-15 - Volatile Organic Compounds in Ambient Air (Continued)

Analyte	Result	Qualifier	RL	MDL	Unit	D	Prepared	Analyzed	Dil Fac
Methyl Butyl Ketone (2-Hexanone)	ND		0.50	0.048	ppb v/v			11/27/19 01:56	1
Methyl Ethyl Ketone	**0.33**	**J**	0.50	0.072	ppb v/v			11/27/19 01:56	1
methyl isobutyl ketone	**0.11**	**J B**	0.50	0.036	ppb v/v			11/27/19 01:56	1
Methyl methacrylate	ND		0.50	0.033	ppb v/v			11/27/19 01:56	1
Methyl tert-butyl ether	ND		0.20	0.033	ppb v/v			11/27/19 01:56	1
Methylene Chloride	ND		0.50	0.27	ppb v/v			11/27/19 01:56	1
Naphthalene	ND		0.50	0.17	ppb v/v			11/27/19 01:56	1
n-Butane	**3.9**		0.50	0.11	ppb v/v			11/27/19 01:56	1
n-Butylbenzene	ND		0.20	0.039	ppb v/v			11/27/19 01:56	1
n-Heptane	**0.20**		0.20	0.056	ppb v/v			11/27/19 01:56	1
n-Hexane	**38**		0.20	0.20	ppb v/v			11/27/19 01:56	1
n-Propylbenzene	ND		0.20	0.039	ppb v/v			11/27/19 01:56	1
sec-Butylbenzene	ND		0.20	0.035	ppb v/v			11/27/19 01:56	1
Styrene	**0.057**	**J**	0.20	0.040	ppb v/v			11/27/19 01:56	1
tert-Butyl alcohol	**0.44**	**J**	5.0	0.038	ppb v/v			11/27/19 01:56	1
tert-Butylbenzene	ND		0.20	0.035	ppb v/v			11/27/19 01:56	1
Tetrachloroethene	**0.80**		0.20	0.033	ppb v/v			11/27/19 01:56	1
Tetrahydrofuran	ND		5.0	0.066	ppb v/v			11/27/19 01:56	1
Toluene	**57**	**E**	0.20	0.11	ppb v/v			11/27/19 01:56	1
trans-1,2-Dichloroethene	ND		0.20	0.042	ppb v/v			11/27/19 01:56	1
trans-1,3-Dichloropropene	ND		0.20	0.039	ppb v/v			11/27/19 01:56	1
Trichloroethene	**0.14**		0.035	0.035	ppb v/v			11/27/19 01:56	1
Trichlorofluoromethane	**0.19**	**J**	0.20	0.060	ppb v/v			11/27/19 01:56	1
Vinyl chloride	ND		0.080	0.044	ppb v/v			11/27/19 01:56	1
Xylene (total)	**0.94**		0.70	0.048	ppb v/v			11/27/19 01:56	1
Xylene, o-	**0.19**	**J**	0.20	0.048	ppb v/v			11/27/19 01:56	1

Analyte	Result	Qualifier	RL	MDL	Unit	D	Prepared	Analyzed	Dil Fac
1,1,1-Trichloroethane	ND		1.1	0.20	ug/m3			11/27/19 01:56	1
1,1,2,2-Tetrachloroethane	ND		1.4	0.29	ug/m3			11/27/19 01:56	1
1,1,2-Trichloroethane	ND		1.1	0.20	ug/m3			11/27/19 01:56	1
1,1-Dichloroethane	ND		0.81	0.17	ug/m3			11/27/19 01:56	1
1,1-Dichloroethene	ND		0.14	0.15	ug/m3			11/27/19 01:56	1
1,2,4-Trichlorobenzene	ND		3.7	1.6	ug/m3			11/27/19 01:56	1
1,2,4-Trimethylbenzene	**0.41**	**J**	0.98	0.22	ug/m3			11/27/19 01:56	1
1,2-Dibromoethane	ND		1.5	0.38	ug/m3			11/27/19 01:56	1
1,2-Dichlorobenzene	ND		1.2	0.58	ug/m3			11/27/19 01:56	1
1,2-Dichloroethane	ND		0.81	0.13	ug/m3			11/27/19 01:56	1
1,2-Dichloroethene, Total	**0.48**	**J**	1.6	0.17	ug/m3			11/27/19 01:56	1
1,2-Dichloropropane	ND		0.92	0.15	ug/m3			11/27/19 01:56	1
1,2-Dichlorotetrafluoroethane	ND		1.4	0.24	ug/m3			11/27/19 01:56	1
1,3,5-Trimethylbenzene	ND		0.98	0.19	ug/m3			11/27/19 01:56	1
1,3-Butadiene	ND		0.44	0.13	ug/m3			11/27/19 01:56	1
1,3-Dichlorobenzene	ND		1.2	0.66	ug/m3			11/27/19 01:56	1
1,4-Dichlorobenzene	ND		1.2	0.72	ug/m3			11/27/19 01:56	1
1,4-Dioxane	ND		18	0.30	ug/m3			11/27/19 01:56	1
2,2,4-Trimethylpentane	ND		0.93	0.19	ug/m3			11/27/19 01:56	1
2-Chlorotoluene	ND		1.0	0.22	ug/m3			11/27/19 01:56	1
3-Chloropropene	ND		1.6	0.20	ug/m3			11/27/19 01:56	1

Client Sample Results

Client: GHD Services Inc.
Project/Site: 058507, GM-Lockport SSOW 256039

Job ID: 200-51664-1

Client Sample ID: IA-1-112519

Lab Sample ID: 200-51664-1

Date Collected: 11/25/19 16:02
Matrix: Air
Date Received: 11/26/19 10:15
Sample Container: Summa Canister 6L

Method: TO-15 - Volatile Organic Compounds in Ambient Air (Continued)

Analyte	Result	Qualifier	RL	MDL	Unit	D	Prepared	Analyzed	Dil Fac
4-Ethyltoluene	ND		0.98	0.20	ug/m3			11/27/19 01:56	1
4-Isopropyltoluene	**0.31**	**J**	1.1	0.21	ug/m3			11/27/19 01:56	1
Acetone	**300**	**E**	12	2.9	ug/m3			11/27/19 01:56	1
Benzene	**1.3**		0.64	0.21	ug/m3			11/27/19 01:56	1
Benzyl chloride	ND		1.0	0.44	ug/m3			11/27/19 01:56	1
Bromodichloromethane	ND		1.3	0.23	ug/m3			11/27/19 01:56	1
Bromoethene(Vinyl Bromide)	ND		0.87	0.23	ug/m3			11/27/19 01:56	1
Bromoform	ND		2.1	0.50	ug/m3			11/27/19 01:56	1
Bromomethane	ND		0.78	0.20	ug/m3			11/27/19 01:56	1
Carbon disulfide	ND		1.6	0.23	ug/m3			11/27/19 01:56	1
Carbon tetrachloride	**0.41**		0.22	0.15	ug/m3			11/27/19 01:56	1
Chlorobenzene	ND		0.92	0.26	ug/m3			11/27/19 01:56	1
Chloroethane	ND		1.3	0.14	ug/m3			11/27/19 01:56	1
Chloroform	**0.18**	**J**	0.98	0.16	ug/m3			11/27/19 01:56	1
Chloromethane	**0.99**	**J**	1.0	0.23	ug/m3			11/27/19 01:56	1
cis-1,2-Dichloroethene	**0.48**		0.20	0.18	ug/m3			11/27/19 01:56	1
cis-1,3-Dichloropropene	ND		0.91	0.15	ug/m3			11/27/19 01:56	1
Cumene	ND		0.98	0.17	ug/m3			11/27/19 01:56	1
Cyclohexane	**2.7**		0.69	0.16	ug/m3			11/27/19 01:56	1
Dibromochloromethane	ND		1.7	0.31	ug/m3			11/27/19 01:56	1
Dichlorodifluoromethane	**1.7**	**J**	2.5	0.54	ug/m3			11/27/19 01:56	1
Ethylbenzene	**0.93**		0.87	0.27	ug/m3			11/27/19 01:56	1
Freon 22	**1.5**	**J**	1.8	0.42	ug/m3			11/27/19 01:56	1
Freon TF	**0.50**	**J**	1.5	0.29	ug/m3			11/27/19 01:56	1
Hexachlorobutadiene	ND		2.1	0.81	ug/m3			11/27/19 01:56	1
Isopropyl alcohol	**18**		12	1.2	ug/m3			11/27/19 01:56	1
m,p-Xylene	**3.3**		2.2	0.43	ug/m3			11/27/19 01:56	1
Methyl Butyl Ketone (2-Hexanone)	ND		2.0	0.20	ug/m3			11/27/19 01:56	1
Methyl Ethyl Ketone	**0.96**	**J**	1.5	0.21	ug/m3			11/27/19 01:56	1
methyl isobutyl ketone	**0.43**	**J B**	2.0	0.15	ug/m3			11/27/19 01:56	1
Methyl methacrylate	ND		2.0	0.14	ug/m3			11/27/19 01:56	1
Methyl tert-butyl ether	ND		0.72	0.12	ug/m3			11/27/19 01:56	1
Methylene Chloride	ND		1.7	0.94	ug/m3			11/27/19 01:56	1
Naphthalene	ND		2.6	0.89	ug/m3			11/27/19 01:56	1
n-Butane	**9.2**		1.2	0.26	ug/m3			11/27/19 01:56	1
n-Butylbenzene	ND		1.1	0.21	ug/m3			11/27/19 01:56	1
n-Heptane	**0.82**		0.82	0.23	ug/m3			11/27/19 01:56	1
n-Hexane	**130**		0.70	0.70	ug/m3			11/27/19 01:56	1
n-Propylbenzene	ND		0.98	0.19	ug/m3			11/27/19 01:56	1
sec-Butylbenzene	ND		1.1	0.19	ug/m3			11/27/19 01:56	1
Styrene	**0.24**	**J**	0.85	0.17	ug/m3			11/27/19 01:56	1
tert-Butyl alcohol	**1.3**	**J**	15	0.12	ug/m3			11/27/19 01:56	1
tert-Butylbenzene	ND		1.1	0.19	ug/m3			11/27/19 01:56	1
Tetrachloroethene	**5.4**		1.4	0.22	ug/m3			11/27/19 01:56	1
Tetrahydrofuran	ND		15	0.19	ug/m3			11/27/19 01:56	1
Toluene	**210**	**E**	0.75	0.41	ug/m3			11/27/19 01:56	1
trans-1,2-Dichloroethene	ND		0.79	0.17	ug/m3			11/27/19 01:56	1
trans-1,3-Dichloropropene	ND		0.91	0.18	ug/m3			11/27/19 01:56	1

Client Sample Results

Client: GHD Services Inc.
Project/Site: 058507, GM-Lockport SSOW 256039

Job ID: 200-51664-1

Client Sample ID: IA-1-112519

Lab Sample ID: 200-51664-1

Date Collected: 11/25/19 16:02
Matrix: Air
Date Received: 11/26/19 10:15
Sample Container: Summa Canister 6L

Method: TO-15 - Volatile Organic Compounds in Ambient Air (Continued)

Analyte	Result	Qualifier	RL	MDL	Unit	D	Prepared	Analyzed	Dil Fac
Trichloroethene	**0.74**		0.19	0.19	ug/m3			11/27/19 01:56	1
Trichlorofluoromethane	**1.1**	**J**	1.1	0.34	ug/m3			11/27/19 01:56	1
Vinyl chloride	ND		0.20	0.11	ug/m3			11/27/19 01:56	1
Xylene (total)	**4.1**		3.0	0.21	ug/m3			11/27/19 01:56	1
Xylene, o-	**0.83**	**J**	0.87	0.21	ug/m3			11/27/19 01:56	1

Method: TO-15 - Volatile Organic Compounds in Ambient Air - DL

Analyte	Result	Qualifier	RL	MDL	Unit	D	Prepared	Analyzed	Dil Fac
1,1,1-Trichloroethane	ND		0.80	0.14	ppb v/v			11/27/19 15:56	4
1,1,2,2-Tetrachloroethane	ND		0.80	0.17	ppb v/v			11/27/19 15:56	4
1,1,2-Trichloroethane	ND		0.80	0.14	ppb v/v			11/27/19 15:56	4
1,1-Dichloroethane	ND		0.80	0.16	ppb v/v			11/27/19 15:56	4
1,1-Dichloroethene	ND		0.14	0.16	ppb v/v			11/27/19 15:56	4
1,2,4-Trichlorobenzene	ND		2.0	0.88	ppb v/v			11/27/19 15:56	4
1,2,4-Trimethylbenzene	ND		0.80	0.18	ppb v/v			11/27/19 15:56	4
1,2-Dibromoethane	ND		0.80	0.20	ppb v/v			11/27/19 15:56	4
1,2-Dichlorobenzene	ND		0.80	0.39	ppb v/v			11/27/19 15:56	4
1,2-Dichloroethane	ND		0.80	0.13	ppb v/v			11/27/19 15:56	4
1,2-Dichloroethene, Total	ND		1.6	0.17	ppb v/v			11/27/19 15:56	4
1,2-Dichloropropane	ND		0.80	0.13	ppb v/v			11/27/19 15:56	4
1,2-Dichlorotetrafluoroethane	ND		0.80	0.14	ppb v/v			11/27/19 15:56	4
1,3,5-Trimethylbenzene	ND		0.80	0.16	ppb v/v			11/27/19 15:56	4
1,3-Butadiene	ND		0.80	0.23	ppb v/v			11/27/19 15:56	4
1,3-Dichlorobenzene	ND		0.80	0.44	ppb v/v			11/27/19 15:56	4
1,4-Dichlorobenzene	ND		0.80	0.48	ppb v/v			11/27/19 15:56	4
1,4-Dioxane	ND		20	0.34	ppb v/v			11/27/19 15:56	4
2,2,4-Trimethylpentane	ND		0.80	0.16	ppb v/v			11/27/19 15:56	4
2-Chlorotoluene	ND		0.80	0.17	ppb v/v			11/27/19 15:56	4
3-Chloropropene	ND		2.0	0.26	ppb v/v			11/27/19 15:56	4
4-Ethyltoluene	ND		0.80	0.16	ppb v/v			11/27/19 15:56	4
4-Isopropyltoluene	ND		0.80	0.16	ppb v/v			11/27/19 15:56	4
Acetone	**120**		20	4.8	ppb v/v			11/27/19 15:56	4
Benzene	**0.37**	**J**	0.80	0.27	ppb v/v			11/27/19 15:56	4
Benzyl chloride	ND		0.80	0.34	ppb v/v			11/27/19 15:56	4
Bromodichloromethane	ND		0.80	0.14	ppb v/v			11/27/19 15:56	4
Bromoethene(Vinyl Bromide)	ND		0.80	0.21	ppb v/v			11/27/19 15:56	4
Bromoform	ND		0.80	0.19	ppb v/v			11/27/19 15:56	4
Bromomethane	ND		0.80	0.20	ppb v/v			11/27/19 15:56	4
Carbon disulfide	ND		2.0	0.30	ppb v/v			11/27/19 15:56	4
Carbon tetrachloride	ND		0.14	0.096	ppb v/v			11/27/19 15:56	4
Chlorobenzene	ND		0.80	0.22	ppb v/v			11/27/19 15:56	4
Chloroethane	ND		2.0	0.22	ppb v/v			11/27/19 15:56	4
Chloroform	ND		0.80	0.13	ppb v/v			11/27/19 15:56	4
Chloromethane	**0.48**	**J**	2.0	0.44	ppb v/v			11/27/19 15:56	4
cis-1,2-Dichloroethene	ND		0.20	0.18	ppb v/v			11/27/19 15:56	4
cis-1,3-Dichloropropene	ND		0.80	0.13	ppb v/v			11/27/19 15:56	4
Cumene	ND		0.80	0.14	ppb v/v			11/27/19 15:56	4
Cyclohexane	**0.69**	**J**	0.80	0.18	ppb v/v			11/27/19 15:56	4
Dibromochloromethane	ND		0.80	0.14	ppb v/v			11/27/19 15:56	4

Client Sample ID: IA-1-112519

Lab Sample ID: 200-51664-1

Date Collected: 11/25/19 16:02
Matrix: Air
Date Received: 11/26/19 10:15
Sample Container: Summa Canister 6L

Method: TO-15 - Volatile Organic Compounds in Ambient Air - DL (Continued)

Analyte	Result	Qualifier	RL	MDL	Unit	D	Prepared	Analyzed	Dil Fac
Dichlorodifluoromethane	**0.48**	**J**	2.0	0.44	ppb v/v			11/27/19 15:56	4
Ethylbenzene	ND		0.80	0.25	ppb v/v			11/27/19 15:56	4
Freon 22	ND		2.0	0.48	ppb v/v			11/27/19 15:56	4
Freon TF	ND		0.80	0.15	ppb v/v			11/27/19 15:56	4
Hexachlorobutadiene	ND		0.80	0.30	ppb v/v			11/27/19 15:56	4
Isopropyl alcohol	**6.4**	**J**	20	1.9	ppb v/v			11/27/19 15:56	4
m,p-Xylene	**0.57**	**J**	2.0	0.40	ppb v/v			11/27/19 15:56	4
Methyl Butyl Ketone (2-Hexanone)	ND		2.0	0.19	ppb v/v			11/27/19 15:56	4
Methyl Ethyl Ketone	ND		2.0	0.29	ppb v/v			11/27/19 15:56	4
methyl isobutyl ketone	ND		2.0	0.14	ppb v/v			11/27/19 15:56	4
Methyl methacrylate	ND		2.0	0.13	ppb v/v			11/27/19 15:56	4
Methyl tert-butyl ether	ND		0.80	0.13	ppb v/v			11/27/19 15:56	4
Methylene Chloride	ND		2.0	1.1	ppb v/v			11/27/19 15:56	4
Naphthalene	ND		2.0	0.68	ppb v/v			11/27/19 15:56	4
n-Butane	**3.5**		2.0	0.44	ppb v/v			11/27/19 15:56	4
n-Butylbenzene	ND		0.80	0.16	ppb v/v			11/27/19 15:56	4
n-Heptane	ND		0.80	0.22	ppb v/v			11/27/19 15:56	4
n-Hexane	**35**		0.80	0.80	ppb v/v			11/27/19 15:56	4
n-Propylbenzene	ND		0.80	0.16	ppb v/v			11/27/19 15:56	4
sec-Butylbenzene	ND		0.80	0.14	ppb v/v			11/27/19 15:56	4
Styrene	ND		0.80	0.16	ppb v/v			11/27/19 15:56	4
tert-Butyl alcohol	**0.31**	**J**	20	0.15	ppb v/v			11/27/19 15:56	4
tert-Butylbenzene	ND		0.80	0.14	ppb v/v			11/27/19 15:56	4
Tetrachloroethene	**0.73**	**J**	0.80	0.13	ppb v/v			11/27/19 15:56	4
Tetrahydrofuran	ND		20	0.26	ppb v/v			11/27/19 15:56	4
Toluene	**52**		0.80	0.44	ppb v/v			11/27/19 15:56	4
trans-1,2-Dichloroethene	ND		0.80	0.17	ppb v/v			11/27/19 15:56	4
trans-1,3-Dichloropropene	ND		0.80	0.16	ppb v/v			11/27/19 15:56	4
Trichloroethene	ND		0.14	0.14	ppb v/v			11/27/19 15:56	4
Trichlorofluoromethane	ND		0.80	0.24	ppb v/v			11/27/19 15:56	4
Vinyl chloride	ND		0.32	0.18	ppb v/v			11/27/19 15:56	4
Xylene (total)	**0.57**	**J**	2.8	0.19	ppb v/v			11/27/19 15:56	4
Xylene, o-	ND		0.80	0.19	ppb v/v			11/27/19 15:56	4

Analyte	Result	Qualifier	RL	MDL	Unit	D	Prepared	Analyzed	Dil Fac
1,1,1-Trichloroethane	ND		4.4	0.79	ug/m3			11/27/19 15:56	4
1,1,2,2-Tetrachloroethane	ND		5.5	1.2	ug/m3			11/27/19 15:56	4
1,1,2-Trichloroethane	ND		4.4	0.79	ug/m3			11/27/19 15:56	4
1,1-Dichloroethane	ND		3.2	0.66	ug/m3			11/27/19 15:56	4
1,1-Dichloroethene	ND		0.56	0.62	ug/m3			11/27/19 15:56	4
1,2,4-Trichlorobenzene	ND		15	6.5	ug/m3			11/27/19 15:56	4
1,2,4-Trimethylbenzene	ND		3.9	0.87	ug/m3			11/27/19 15:56	4
1,2-Dibromoethane	ND		6.1	1.5	ug/m3			11/27/19 15:56	4
1,2-Dichlorobenzene	ND		4.8	2.3	ug/m3			11/27/19 15:56	4
1,2-Dichloroethane	ND		3.2	0.52	ug/m3			11/27/19 15:56	4
1,2-Dichloroethene, Total	ND		6.3	0.67	ug/m3			11/27/19 15:56	4
1,2-Dichloropropane	ND		3.7	0.61	ug/m3			11/27/19 15:56	4
1,2-Dichlorotetrafluoroethane	ND		5.6	0.98	ug/m3			11/27/19 15:56	4
1,3,5-Trimethylbenzene	ND		3.9	0.77	ug/m3			11/27/19 15:56	4

Client Sample ID: IA-1-112519

Lab Sample ID: 200-51664-1

Date Collected: 11/25/19 16:02
Matrix: Air
Date Received: 11/26/19 10:15
Sample Container: Summa Canister 6L

Method: TO-15 - Volatile Organic Compounds in Ambient Air - DL (Continued)

Analyte	Result	Qualifier	RL	MDL	Unit	D	Prepared	Analyzed	Dil Fac
1,3-Butadiene	ND		1.8	0.50	ug/m3			11/27/19 15:56	4
1,3-Dichlorobenzene	ND		4.8	2.6	ug/m3			11/27/19 15:56	4
1,4-Dichlorobenzene	ND		4.8	2.9	ug/m3			11/27/19 15:56	4
1,4-Dioxane	ND		72	1.2	ug/m3			11/27/19 15:56	4
2,2,4-Trimethylpentane	ND		3.7	0.77	ug/m3			11/27/19 15:56	4
2-Chlorotoluene	ND		4.1	0.87	ug/m3			11/27/19 15:56	4
3-Chloropropene	ND		6.3	0.80	ug/m3			11/27/19 15:56	4
4-Ethyltoluene	ND		3.9	0.81	ug/m3			11/27/19 15:56	4
4-Isopropyltoluene	ND		4.4	0.86	ug/m3			11/27/19 15:56	4
Acetone	**280**		48	11	ug/m3			11/27/19 15:56	4
Benzene	**1.2**	**J**	2.6	0.86	ug/m3			11/27/19 15:56	4
Benzyl chloride	ND		4.1	1.8	ug/m3			11/27/19 15:56	4
Bromodichloromethane	ND		5.4	0.94	ug/m3			11/27/19 15:56	4
Bromoethene(Vinyl Bromide)	ND		3.5	0.91	ug/m3			11/27/19 15:56	4
Bromoform	ND		8.3	2.0	ug/m3			11/27/19 15:56	4
Bromomethane	ND		3.1	0.79	ug/m3			11/27/19 15:56	4
Carbon disulfide	ND		6.2	0.92	ug/m3			11/27/19 15:56	4
Carbon tetrachloride	ND		0.88	0.60	ug/m3			11/27/19 15:56	4
Chlorobenzene	ND		3.7	1.0	ug/m3			11/27/19 15:56	4
Chloroethane	ND		5.3	0.57	ug/m3			11/27/19 15:56	4
Chloroform	ND		3.9	0.62	ug/m3			11/27/19 15:56	4
Chloromethane	**0.99**	**J**	4.1	0.91	ug/m3			11/27/19 15:56	4
cis-1,2-Dichloroethene	ND		0.79	0.71	ug/m3			11/27/19 15:56	4
cis-1,3-Dichloropropene	ND		3.6	0.58	ug/m3			11/27/19 15:56	4
Cumene	ND		3.9	0.69	ug/m3			11/27/19 15:56	4
Cyclohexane	**2.4**	**J**	2.8	0.63	ug/m3			11/27/19 15:56	4
Dibromochloromethane	ND		6.8	1.2	ug/m3			11/27/19 15:56	4
Dichlorodifluoromethane	**2.3**	**J**	9.9	2.2	ug/m3			11/27/19 15:56	4
Ethylbenzene	ND		3.5	1.1	ug/m3			11/27/19 15:56	4
Freon 22	ND		7.1	1.7	ug/m3			11/27/19 15:56	4
Freon TF	ND		6.1	1.2	ug/m3			11/27/19 15:56	4
Hexachlorobutadiene	ND		8.5	3.2	ug/m3			11/27/19 15:56	4
Isopropyl alcohol	**16**	**J**	49	4.7	ug/m3			11/27/19 15:56	4
m,p-Xylene	**2.5**	**J**	8.7	1.7	ug/m3			11/27/19 15:56	4
Methyl Butyl Ketone (2-Hexanone)	ND		8.2	0.79	ug/m3			11/27/19 15:56	4
Methyl Ethyl Ketone	ND		5.9	0.85	ug/m3			11/27/19 15:56	4
methyl isobutyl ketone	ND		8.2	0.59	ug/m3			11/27/19 15:56	4
Methyl methacrylate	ND		8.2	0.54	ug/m3			11/27/19 15:56	4
Methyl tert-butyl ether	ND		2.9	0.48	ug/m3			11/27/19 15:56	4
Methylene Chloride	ND		6.9	3.8	ug/m3			11/27/19 15:56	4
Naphthalene	ND		10	3.6	ug/m3			11/27/19 15:56	4
n-Butane	**8.3**		4.8	1.0	ug/m3			11/27/19 15:56	4
n-Butylbenzene	ND		4.4	0.86	ug/m3			11/27/19 15:56	4
n-Heptane	ND		3.3	0.92	ug/m3			11/27/19 15:56	4
n-Hexane	**120**		2.8	2.8	ug/m3			11/27/19 15:56	4
n-Propylbenzene	ND		3.9	0.77	ug/m3			11/27/19 15:56	4
sec-Butylbenzene	ND		4.4	0.77	ug/m3			11/27/19 15:56	4
Styrene	ND		3.4	0.68	ug/m3			11/27/19 15:56	4

Client Sample ID: IA-1-112519

Lab Sample ID: 200-51664-1

Date Collected: 11/25/19 16:02
Matrix: Air
Date Received: 11/26/19 10:15
Sample Container: Summa Canister 6L

Method: TO-15 - Volatile Organic Compounds in Ambient Air - DL (Continued)

Analyte	Result	Qualifier	RL	MDL	Unit	D	Prepared	Analyzed	Dil Fac
tert-Butyl alcohol	**0.94**	**J**	61	0.46	ug/m3			11/27/19 15:56	4
tert-Butylbenzene	ND		4.4	0.77	ug/m3			11/27/19 15:56	4
Tetrachloroethene	**5.0**	**J**	5.4	0.90	ug/m3			11/27/19 15:56	4
Tetrahydrofuran	ND		59	0.78	ug/m3			11/27/19 15:56	4
Toluene	**200**		3.0	1.7	ug/m3			11/27/19 15:56	4
trans-1,2-Dichloroethene	ND		3.2	0.67	ug/m3			11/27/19 15:56	4
trans-1,3-Dichloropropene	ND		3.6	0.71	ug/m3			11/27/19 15:56	4
Trichloroethene	ND		0.75	0.75	ug/m3			11/27/19 15:56	4
Trichlorofluoromethane	ND		4.5	1.3	ug/m3			11/27/19 15:56	4
Vinyl chloride	ND		0.82	0.45	ug/m3			11/27/19 15:56	4
Xylene (total)	**2.5**	**J**	12	0.83	ug/m3			11/27/19 15:56	4
Xylene, o-	ND		3.5	0.83	ug/m3			11/27/19 15:56	4

Client Sample ID: IA-2-112519

Lab Sample ID: 200-51664-2

Date Collected: 11/25/19 14:34
Matrix: Air
Date Received: 11/26/19 10:15
Sample Container: Summa Canister 6L

Method: TO-15 - Volatile Organic Compounds in Ambient Air

Analyte	Result	Qualifier	RL	MDL	Unit	D	Prepared	Analyzed	Dil Fac
1,1,1-Trichloroethane	ND		0.20	0.036	ppb v/v			11/27/19 02:46	1
1,1,2,2-Tetrachloroethane	ND		0.20	0.042	ppb v/v			11/27/19 02:46	1
1,1,2-Trichloroethane	ND		0.20	0.036	ppb v/v			11/27/19 02:46	1
1,1-Dichloroethane	ND		0.20	0.041	ppb v/v			11/27/19 02:46	1
1,1-Dichloroethene	ND		0.035	0.039	ppb v/v			11/27/19 02:46	1
1,2,4-Trichlorobenzene	ND		0.50	0.22	ppb v/v			11/27/19 02:46	1
1,2,4-Trimethylbenzene	ND		0.20	0.044	ppb v/v			11/27/19 02:46	1
1,2-Dibromoethane	ND		0.20	0.049	ppb v/v			11/27/19 02:46	1
1,2-Dichlorobenzene	ND		0.20	0.097	ppb v/v			11/27/19 02:46	1
1,2-Dichloroethane	ND		0.20	0.032	ppb v/v			11/27/19 02:46	1
1,2-Dichloroethene, Total	**0.14**	**J**	0.40	0.042	ppb v/v			11/27/19 02:46	1
1,2-Dichloropropane	ND		0.20	0.033	ppb v/v			11/27/19 02:46	1
1,2-Dichlorotetrafluoroethane	ND		0.20	0.035	ppb v/v			11/27/19 02:46	1
1,3,5-Trimethylbenzene	ND		0.20	0.039	ppb v/v			11/27/19 02:46	1
1,3-Butadiene	ND		0.20	0.057	ppb v/v			11/27/19 02:46	1
1,3-Dichlorobenzene	ND		0.20	0.11	ppb v/v			11/27/19 02:46	1
1,4-Dichlorobenzene	ND		0.20	0.12	ppb v/v			11/27/19 02:46	1
1,4-Dioxane	ND		5.0	0.084	ppb v/v			11/27/19 02:46	1
2,2,4-Trimethylpentane	ND		0.20	0.041	ppb v/v			11/27/19 02:46	1
2-Chlorotoluene	ND		0.20	0.042	ppb v/v			11/27/19 02:46	1
3-Chloropropene	ND		0.50	0.064	ppb v/v			11/27/19 02:46	1
4-Ethyltoluene	ND		0.20	0.041	ppb v/v			11/27/19 02:46	1
4-Isopropyltoluene	ND		0.20	0.039	ppb v/v			11/27/19 02:46	1
Acetone	**110**	**E**	5.0	1.2	ppb v/v			11/27/19 02:46	1
Benzene	**0.31**		0.20	0.067	ppb v/v			11/27/19 02:46	1
Benzyl chloride	ND		0.20	0.085	ppb v/v			11/27/19 02:46	1
Bromodichloromethane	ND		0.20	0.035	ppb v/v			11/27/19 02:46	1
Bromoethene(Vinyl Bromide)	ND		0.20	0.052	ppb v/v			11/27/19 02:46	1
Bromoform	ND		0.20	0.048	ppb v/v			11/27/19 02:46	1

Client Sample Results

Client: GHD Services Inc.
Project/Site: 058507, GM-Lockport SSOW 256039

Job ID: 200-51664-1

Client Sample ID: IA-2-112519

Lab Sample ID: 200-51664-2

Date Collected: 11/25/19 14:34
Matrix: Air
Date Received: 11/26/19 10:15
Sample Container: Summa Canister 6L

Method: TO-15 - Volatile Organic Compounds in Ambient Air (Continued)

Analyte	Result	Qualifier	RL	MDL	Unit	D	Prepared	Analyzed	Dil Fac
Bromomethane	ND		0.20	0.051	ppb v/v			11/27/19 02:46	1
Carbon disulfide	ND		0.50	0.074	ppb v/v			11/27/19 02:46	1
Carbon tetrachloride	**0.061**		0.035	0.024	ppb v/v			11/27/19 02:46	1
Chlorobenzene	ND		0.20	0.056	ppb v/v			11/27/19 02:46	1
Chloroethane	ND		0.50	0.054	ppb v/v			11/27/19 02:46	1
Chloroform	**0.036**	**J**	0.20	0.032	ppb v/v			11/27/19 02:46	1
Chloromethane	**0.48**	**J**	0.50	0.11	ppb v/v			11/27/19 02:46	1
cis-1,2-Dichloroethene	**0.14**		0.050	0.045	ppb v/v			11/27/19 02:46	1
cis-1,3-Dichloropropene	ND		0.20	0.032	ppb v/v			11/27/19 02:46	1
Cumene	ND		0.20	0.035	ppb v/v			11/27/19 02:46	1
Cyclohexane	**0.74**		0.20	0.046	ppb v/v			11/27/19 02:46	1
Dibromochloromethane	ND		0.20	0.036	ppb v/v			11/27/19 02:46	1
Dichlorodifluoromethane	**0.31**	**J**	0.50	0.11	ppb v/v			11/27/19 02:46	1
Ethylbenzene	**0.16**	**J**	0.20	0.063	ppb v/v			11/27/19 02:46	1
Freon 22	**0.33**	**J**	0.50	0.12	ppb v/v			11/27/19 02:46	1
Freon TF	**0.068**	**J**	0.20	0.038	ppb v/v			11/27/19 02:46	1
Hexachlorobutadiene	ND		0.20	0.076	ppb v/v			11/27/19 02:46	1
Isopropyl alcohol	**5.1**		5.0	0.48	ppb v/v			11/27/19 02:46	1
m,p-Xylene	**0.53**		0.50	0.10	ppb v/v			11/27/19 02:46	1
Methyl Butyl Ketone (2-Hexanone)	ND		0.50	0.048	ppb v/v			11/27/19 02:46	1
Methyl Ethyl Ketone	**0.27**	**J**	0.50	0.072	ppb v/v			11/27/19 02:46	1
methyl isobutyl ketone	ND		0.50	0.036	ppb v/v			11/27/19 02:46	1
Methyl methacrylate	**0.047**	**J**	0.50	0.033	ppb v/v			11/27/19 02:46	1
Methyl tert-butyl ether	ND		0.20	0.033	ppb v/v			11/27/19 02:46	1
Methylene Chloride	ND		0.50	0.27	ppb v/v			11/27/19 02:46	1
Naphthalene	ND		0.50	0.17	ppb v/v			11/27/19 02:46	1
n-Butane	**3.1**		0.50	0.11	ppb v/v			11/27/19 02:46	1
n-Butylbenzene	ND		0.20	0.039	ppb v/v			11/27/19 02:46	1
n-Heptane	**0.16**	**J**	0.20	0.056	ppb v/v			11/27/19 02:46	1
n-Hexane	**33**		0.20	0.20	ppb v/v			11/27/19 02:46	1
n-Propylbenzene	ND		0.20	0.039	ppb v/v			11/27/19 02:46	1
sec-Butylbenzene	ND		0.20	0.035	ppb v/v			11/27/19 02:46	1
Styrene	ND		0.20	0.040	ppb v/v			11/27/19 02:46	1
tert-Butyl alcohol	**0.30**	**J**	5.0	0.038	ppb v/v			11/27/19 02:46	1
tert-Butylbenzene	ND		0.20	0.035	ppb v/v			11/27/19 02:46	1
Tetrachloroethene	**0.72**		0.20	0.033	ppb v/v			11/27/19 02:46	1
Tetrahydrofuran	ND		5.0	0.066	ppb v/v			11/27/19 02:46	1
Toluene	**48**	**E**	0.20	0.11	ppb v/v			11/27/19 02:46	1
trans-1,2-Dichloroethene	ND		0.20	0.042	ppb v/v			11/27/19 02:46	1
trans-1,3-Dichloropropene	ND		0.20	0.039	ppb v/v			11/27/19 02:46	1
Trichloroethene	**0.15**		0.035	0.035	ppb v/v			11/27/19 02:46	1
Trichlorofluoromethane	**0.19**	**J**	0.20	0.060	ppb v/v			11/27/19 02:46	1
Vinyl chloride	**0.044**	**J**	0.080	0.044	ppb v/v			11/27/19 02:46	1
Xylene (total)	**0.67**	**J**	0.70	0.048	ppb v/v			11/27/19 02:46	1
Xylene, o-	**0.14**	**J**	0.20	0.048	ppb v/v			11/27/19 02:46	1

Analyte	Result	Qualifier	RL	MDL	Unit	D	Prepared	Analyzed	Dil Fac
1,1,1-Trichloroethane	ND		1.1	0.20	ug/m3			11/27/19 02:46	1
1,1,2,2-Tetrachloroethane	ND		1.4	0.29	ug/m3			11/27/19 02:46	1

Client Sample Results

Client: GHD Services Inc.
Project/Site: 058507, GM-Lockport SSOW 256039

Job ID: 200-51664-1

Client Sample ID: IA-2-112519

Lab Sample ID: 200-51664-2

Date Collected: 11/25/19 14:34
Matrix: Air
Date Received: 11/26/19 10:15
Sample Container: Summa Canister 6L

Method: TO-15 - Volatile Organic Compounds in Ambient Air (Continued)

Analyte	Result	Qualifier	RL	MDL	Unit	D	Prepared	Analyzed	Dil Fac
1,1,2-Trichloroethane	ND		1.1	0.20	ug/m3			11/27/19 02:46	1
1,1-Dichloroethane	ND		0.81	0.17	ug/m3			11/27/19 02:46	1
1,1-Dichloroethene	ND		0.14	0.15	ug/m3			11/27/19 02:46	1
1,2,4-Trichlorobenzene	ND		3.7	1.6	ug/m3			11/27/19 02:46	1
1,2,4-Trimethylbenzene	ND		0.98	0.22	ug/m3			11/27/19 02:46	1
1,2-Dibromoethane	ND		1.5	0.38	ug/m3			11/27/19 02:46	1
1,2-Dichlorobenzene	ND		1.2	0.58	ug/m3			11/27/19 02:46	1
1,2-Dichloroethane	ND		0.81	0.13	ug/m3			11/27/19 02:46	1
1,2-Dichloroethene, Total	**0.56**	**J**	1.6	0.17	ug/m3			11/27/19 02:46	1
1,2-Dichloropropane	ND		0.92	0.15	ug/m3			11/27/19 02:46	1
1,2-Dichlorotetrafluoroethane	ND		1.4	0.24	ug/m3			11/27/19 02:46	1
1,3,5-Trimethylbenzene	ND		0.98	0.19	ug/m3			11/27/19 02:46	1
1,3-Butadiene	ND		0.44	0.13	ug/m3			11/27/19 02:46	1
1,3-Dichlorobenzene	ND		1.2	0.66	ug/m3			11/27/19 02:46	1
1,4-Dichlorobenzene	ND		1.2	0.72	ug/m3			11/27/19 02:46	1
1,4-Dioxane	ND		18	0.30	ug/m3			11/27/19 02:46	1
2,2,4-Trimethylpentane	ND		0.93	0.19	ug/m3			11/27/19 02:46	1
2-Chlorotoluene	ND		1.0	0.22	ug/m3			11/27/19 02:46	1
3-Chloropropene	ND		1.6	0.20	ug/m3			11/27/19 02:46	1
4-Ethyltoluene	ND		0.98	0.20	ug/m3			11/27/19 02:46	1
4-Isopropyltoluene	ND		1.1	0.21	ug/m3			11/27/19 02:46	1
Acetone	**250**	**E**	12	2.9	ug/m3			11/27/19 02:46	1
Benzene	**0.98**		0.64	0.21	ug/m3			11/27/19 02:46	1
Benzyl chloride	ND		1.0	0.44	ug/m3			11/27/19 02:46	1
Bromodichloromethane	ND		1.3	0.23	ug/m3			11/27/19 02:46	1
Bromoethene(Vinyl Bromide)	ND		0.87	0.23	ug/m3			11/27/19 02:46	1
Bromoform	ND		2.1	0.50	ug/m3			11/27/19 02:46	1
Bromomethane	ND		0.78	0.20	ug/m3			11/27/19 02:46	1
Carbon disulfide	ND		1.6	0.23	ug/m3			11/27/19 02:46	1
Carbon tetrachloride	**0.38**		0.22	0.15	ug/m3			11/27/19 02:46	1
Chlorobenzene	ND		0.92	0.26	ug/m3			11/27/19 02:46	1
Chloroethane	ND		1.3	0.14	ug/m3			11/27/19 02:46	1
Chloroform	**0.18**	**J**	0.98	0.16	ug/m3			11/27/19 02:46	1
Chloromethane	**0.98**	**J**	1.0	0.23	ug/m3			11/27/19 02:46	1
cis-1,2-Dichloroethene	**0.57**		0.20	0.18	ug/m3			11/27/19 02:46	1
cis-1,3-Dichloropropene	ND		0.91	0.15	ug/m3			11/27/19 02:46	1
Cumene	ND		0.98	0.17	ug/m3			11/27/19 02:46	1
Cyclohexane	**2.5**		0.69	0.16	ug/m3			11/27/19 02:46	1
Dibromochloromethane	ND		1.7	0.31	ug/m3			11/27/19 02:46	1
Dichlorodifluoromethane	**1.5**	**J**	2.5	0.54	ug/m3			11/27/19 02:46	1
Ethylbenzene	**0.72**	**J**	0.87	0.27	ug/m3			11/27/19 02:46	1
Freon 22	**1.2**	**J**	1.8	0.42	ug/m3			11/27/19 02:46	1
Freon TF	**0.52**	**J**	1.5	0.29	ug/m3			11/27/19 02:46	1
Hexachlorobutadiene	ND		2.1	0.81	ug/m3			11/27/19 02:46	1
Isopropyl alcohol	**12**		12	1.2	ug/m3			11/27/19 02:46	1
m,p-Xylene	**2.3**		2.2	0.43	ug/m3			11/27/19 02:46	1
Methyl Butyl Ketone (2-Hexanone)	ND		2.0	0.20	ug/m3			11/27/19 02:46	1
Methyl Ethyl Ketone	**0.80**	**J**	1.5	0.21	ug/m3			11/27/19 02:46	1

Client Sample ID: IA-2-112519

Lab Sample ID: 200-51664-2

Date Collected: 11/25/19 14:34
Matrix: Air
Date Received: 11/26/19 10:15
Sample Container: Summa Canister 6L

Method: TO-15 - Volatile Organic Compounds in Ambient Air (Continued)

Analyte	Result	Qualifier	RL	MDL	Unit	D	Prepared	Analyzed	Dil Fac
methyl isobutyl ketone	ND		2.0	0.15	ug/m3			11/27/19 02:46	1
Methyl methacrylate	**0.19**	**J**	2.0	0.14	ug/m3			11/27/19 02:46	1
Methyl tert-butyl ether	ND		0.72	0.12	ug/m3			11/27/19 02:46	1
Methylene Chloride	ND		1.7	0.94	ug/m3			11/27/19 02:46	1
Naphthalene	ND		2.6	0.89	ug/m3			11/27/19 02:46	1
n-Butane	**7.5**		1.2	0.26	ug/m3			11/27/19 02:46	1
n-Butylbenzene	ND		1.1	0.21	ug/m3			11/27/19 02:46	1
n-Heptane	**0.65**	**J**	0.82	0.23	ug/m3			11/27/19 02:46	1
n-Hexane	**120**		0.70	0.70	ug/m3			11/27/19 02:46	1
n-Propylbenzene	ND		0.98	0.19	ug/m3			11/27/19 02:46	1
sec-Butylbenzene	ND		1.1	0.19	ug/m3			11/27/19 02:46	1
Styrene	ND		0.85	0.17	ug/m3			11/27/19 02:46	1
tert-Butyl alcohol	**0.90**	**J**	15	0.12	ug/m3			11/27/19 02:46	1
tert-Butylbenzene	ND		1.1	0.19	ug/m3			11/27/19 02:46	1
Tetrachloroethene	**4.9**		1.4	0.22	ug/m3			11/27/19 02:46	1
Tetrahydrofuran	ND		15	0.19	ug/m3			11/27/19 02:46	1
Toluene	**180**	**E**	0.75	0.41	ug/m3			11/27/19 02:46	1
trans-1,2-Dichloroethene	ND		0.79	0.17	ug/m3			11/27/19 02:46	1
trans-1,3-Dichloropropene	ND		0.91	0.18	ug/m3			11/27/19 02:46	1
Trichloroethene	**0.78**		0.19	0.19	ug/m3			11/27/19 02:46	1
Trichlorofluoromethane	**1.1**	**J**	1.1	0.34	ug/m3			11/27/19 02:46	1
Vinyl chloride	**0.11**	**J**	0.20	0.11	ug/m3			11/27/19 02:46	1
Xylene (total)	**2.9**	**J**	3.0	0.21	ug/m3			11/27/19 02:46	1
Xylene, o-	**0.59**	**J**	0.87	0.21	ug/m3			11/27/19 02:46	1

Method: TO-15 - Volatile Organic Compounds in Ambient Air - DL

Analyte	Result	Qualifier	RL	MDL	Unit	D	Prepared	Analyzed	Dil Fac
1,1,1-Trichloroethane	ND		0.80	0.14	ppb v/v			11/27/19 16:46	4
1,1,2,2-Tetrachloroethane	ND		0.80	0.17	ppb v/v			11/27/19 16:46	4
1,1,2-Trichloroethane	ND		0.80	0.14	ppb v/v			11/27/19 16:46	4
1,1-Dichloroethane	ND		0.80	0.16	ppb v/v			11/27/19 16:46	4
1,1-Dichloroethene	ND		0.14	0.16	ppb v/v			11/27/19 16:46	4
1,2,4-Trichlorobenzene	ND		2.0	0.88	ppb v/v			11/27/19 16:46	4
1,2,4-Trimethylbenzene	ND		0.80	0.18	ppb v/v			11/27/19 16:46	4
1,2-Dibromoethane	ND		0.80	0.20	ppb v/v			11/27/19 16:46	4
1,2-Dichlorobenzene	ND		0.80	0.39	ppb v/v			11/27/19 16:46	4
1,2-Dichloroethane	ND		0.80	0.13	ppb v/v			11/27/19 16:46	4
1,2-Dichloroethene, Total	ND		1.6	0.17	ppb v/v			11/27/19 16:46	4
1,2-Dichloropropane	ND		0.80	0.13	ppb v/v			11/27/19 16:46	4
1,2-Dichlorotetrafluoroethane	ND		0.80	0.14	ppb v/v			11/27/19 16:46	4
1,3,5-Trimethylbenzene	ND		0.80	0.16	ppb v/v			11/27/19 16:46	4
1,3-Butadiene	ND		0.80	0.23	ppb v/v			11/27/19 16:46	4
1,3-Dichlorobenzene	ND		0.80	0.44	ppb v/v			11/27/19 16:46	4
1,4-Dichlorobenzene	ND		0.80	0.48	ppb v/v			11/27/19 16:46	4
1,4-Dioxane	ND		20	0.34	ppb v/v			11/27/19 16:46	4
2,2,4-Trimethylpentane	ND		0.80	0.16	ppb v/v			11/27/19 16:46	4
2-Chlorotoluene	ND		0.80	0.17	ppb v/v			11/27/19 16:46	4
3-Chloropropene	ND		2.0	0.26	ppb v/v			11/27/19 16:46	4
4-Ethyltoluene	ND		0.80	0.16	ppb v/v			11/27/19 16:46	4

Client Sample Results

Client: GHD Services Inc.
Project/Site: 058507, GM-Lockport SSOW 256039

Job ID: 200-51664-1

Client Sample ID: IA-2-112519

Lab Sample ID: 200-51664-2

Date Collected: 11/25/19 14:34
Matrix: Air
Date Received: 11/26/19 10:15
Sample Container: Summa Canister 6L

Method: TO-15 - Volatile Organic Compounds in Ambient Air - DL (Continued)

Analyte	Result	Qualifier	RL	MDL	Unit	D	Prepared	Analyzed	Dil Fac
4-Isopropyltoluene	ND		0.80	0.16	ppb v/v			11/27/19 16:46	4
Acetone	**110**		20	4.8	ppb v/v			11/27/19 16:46	4
Benzene	**0.30**	**J**	0.80	0.27	ppb v/v			11/27/19 16:46	4
Benzyl chloride	ND		0.80	0.34	ppb v/v			11/27/19 16:46	4
Bromodichloromethane	ND		0.80	0.14	ppb v/v			11/27/19 16:46	4
Bromoethene(Vinyl Bromide)	ND		0.80	0.21	ppb v/v			11/27/19 16:46	4
Bromoform	ND		0.80	0.19	ppb v/v			11/27/19 16:46	4
Bromomethane	ND		0.80	0.20	ppb v/v			11/27/19 16:46	4
Carbon disulfide	ND		2.0	0.30	ppb v/v			11/27/19 16:46	4
Carbon tetrachloride	ND		0.14	0.096	ppb v/v			11/27/19 16:46	4
Chlorobenzene	ND		0.80	0.22	ppb v/v			11/27/19 16:46	4
Chloroethane	ND		2.0	0.22	ppb v/v			11/27/19 16:46	4
Chloroform	ND		0.80	0.13	ppb v/v			11/27/19 16:46	4
Chloromethane	**0.47**	**J**	2.0	0.44	ppb v/v			11/27/19 16:46	4
cis-1,2-Dichloroethene	ND		0.20	0.18	ppb v/v			11/27/19 16:46	4
cis-1,3-Dichloropropene	ND		0.80	0.13	ppb v/v			11/27/19 16:46	4
Cumene	ND		0.80	0.14	ppb v/v			11/27/19 16:46	4
Cyclohexane	**0.64**	**J**	0.80	0.18	ppb v/v			11/27/19 16:46	4
Dibromochloromethane	ND		0.80	0.14	ppb v/v			11/27/19 16:46	4
Dichlorodifluoromethane	**0.44**	**J**	2.0	0.44	ppb v/v			11/27/19 16:46	4
Ethylbenzene	ND		0.80	0.25	ppb v/v			11/27/19 16:46	4
Freon 22	ND		2.0	0.48	ppb v/v			11/27/19 16:46	4
Freon TF	ND		0.80	0.15	ppb v/v			11/27/19 16:46	4
Hexachlorobutadiene	ND		0.80	0.30	ppb v/v			11/27/19 16:46	4
Isopropyl alcohol	**5.3**	**J**	20	1.9	ppb v/v			11/27/19 16:46	4
m,p-Xylene	**0.41**	**J**	2.0	0.40	ppb v/v			11/27/19 16:46	4
Methyl Butyl Ketone (2-Hexanone)	ND		2.0	0.19	ppb v/v			11/27/19 16:46	4
Methyl Ethyl Ketone	ND		2.0	0.29	ppb v/v			11/27/19 16:46	4
methyl isobutyl ketone	ND		2.0	0.14	ppb v/v			11/27/19 16:46	4
Methyl methacrylate	ND		2.0	0.13	ppb v/v			11/27/19 16:46	4
Methyl tert-butyl ether	ND		0.80	0.13	ppb v/v			11/27/19 16:46	4
Methylene Chloride	ND		2.0	1.1	ppb v/v			11/27/19 16:46	4
Naphthalene	ND		2.0	0.68	ppb v/v			11/27/19 16:46	4
n-Butane	**2.9**		2.0	0.44	ppb v/v			11/27/19 16:46	4
n-Butylbenzene	ND		0.80	0.16	ppb v/v			11/27/19 16:46	4
n-Heptane	ND		0.80	0.22	ppb v/v			11/27/19 16:46	4
n-Hexane	**34**		0.80	0.80	ppb v/v			11/27/19 16:46	4
n-Propylbenzene	ND		0.80	0.16	ppb v/v			11/27/19 16:46	4
sec-Butylbenzene	ND		0.80	0.14	ppb v/v			11/27/19 16:46	4
Styrene	ND		0.80	0.16	ppb v/v			11/27/19 16:46	4
tert-Butyl alcohol	**0.22**	**J**	20	0.15	ppb v/v			11/27/19 16:46	4
tert-Butylbenzene	ND		0.80	0.14	ppb v/v			11/27/19 16:46	4
Tetrachloroethene	**0.71**	**J**	0.80	0.13	ppb v/v			11/27/19 16:46	4
Tetrahydrofuran	ND		20	0.26	ppb v/v			11/27/19 16:46	4
Toluene	**48**		0.80	0.44	ppb v/v			11/27/19 16:46	4
trans-1,2-Dichloroethene	ND		0.80	0.17	ppb v/v			11/27/19 16:46	4
trans-1,3-Dichloropropene	ND		0.80	0.16	ppb v/v			11/27/19 16:46	4
Trichloroethene	**0.14**		0.14	0.14	ppb v/v			11/27/19 16:46	4

Client Sample ID: IA-2-112519

Lab Sample ID: 200-51664-2

Date Collected: 11/25/19 14:34
Matrix: Air
Date Received: 11/26/19 10:15
Sample Container: Summa Canister 6L

Method: TO-15 - Volatile Organic Compounds in Ambient Air - DL (Continued)

Analyte	Result	Qualifier	RL	MDL	Unit	D	Prepared	Analyzed	Dil Fac
Trichlorofluoromethane	ND		0.80	0.24	ppb v/v			11/27/19 16:46	4
Vinyl chloride	ND		0.32	0.18	ppb v/v			11/27/19 16:46	4
Xylene (total)	**0.41**	**J**	2.8	0.19	ppb v/v			11/27/19 16:46	4
Xylene, o-	ND		0.80	0.19	ppb v/v			11/27/19 16:46	4

Analyte	Result	Qualifier	RL	MDL	Unit	D	Prepared	Analyzed	Dil Fac
1,1,1-Trichloroethane	ND		4.4	0.79	ug/m3			11/27/19 16:46	4
1,1,2,2-Tetrachloroethane	ND		5.5	1.2	ug/m3			11/27/19 16:46	4
1,1,2-Trichloroethane	ND		4.4	0.79	ug/m3			11/27/19 16:46	4
1,1-Dichloroethane	ND		3.2	0.66	ug/m3			11/27/19 16:46	4
1,1-Dichloroethene	ND		0.56	0.62	ug/m3			11/27/19 16:46	4
1,2,4-Trichlorobenzene	ND		15	6.5	ug/m3			11/27/19 16:46	4
1,2,4-Trimethylbenzene	ND		3.9	0.87	ug/m3			11/27/19 16:46	4
1,2-Dibromoethane	ND		6.1	1.5	ug/m3			11/27/19 16:46	4
1,2-Dichlorobenzene	ND		4.8	2.3	ug/m3			11/27/19 16:46	4
1,2-Dichloroethane	ND		3.2	0.52	ug/m3			11/27/19 16:46	4
1,2-Dichloroethene, Total	ND		6.3	0.67	ug/m3			11/27/19 16:46	4
1,2-Dichloropropane	ND		3.7	0.61	ug/m3			11/27/19 16:46	4
1,2-Dichlorotetrafluoroethane	ND		5.6	0.98	ug/m3			11/27/19 16:46	4
1,3,5-Trimethylbenzene	ND		3.9	0.77	ug/m3			11/27/19 16:46	4
1,3-Butadiene	ND		1.8	0.50	ug/m3			11/27/19 16:46	4
1,3-Dichlorobenzene	ND		4.8	2.6	ug/m3			11/27/19 16:46	4
1,4-Dichlorobenzene	ND		4.8	2.9	ug/m3			11/27/19 16:46	4
1,4-Dioxane	ND		72	1.2	ug/m3			11/27/19 16:46	4
2,2,4-Trimethylpentane	ND		3.7	0.77	ug/m3			11/27/19 16:46	4
2-Chlorotoluene	ND		4.1	0.87	ug/m3			11/27/19 16:46	4
3-Chloropropene	ND		6.3	0.80	ug/m3			11/27/19 16:46	4
4-Ethyltoluene	ND		3.9	0.81	ug/m3			11/27/19 16:46	4
4-Isopropyltoluene	ND		4.4	0.86	ug/m3			11/27/19 16:46	4
Acetone	**260**		48	11	ug/m3			11/27/19 16:46	4
Benzene	**0.96**	**J**	2.6	0.86	ug/m3			11/27/19 16:46	4
Benzyl chloride	ND		4.1	1.8	ug/m3			11/27/19 16:46	4
Bromodichloromethane	ND		5.4	0.94	ug/m3			11/27/19 16:46	4
Bromoethene(Vinyl Bromide)	ND		3.5	0.91	ug/m3			11/27/19 16:46	4
Bromoform	ND		8.3	2.0	ug/m3			11/27/19 16:46	4
Bromomethane	ND		3.1	0.79	ug/m3			11/27/19 16:46	4
Carbon disulfide	ND		6.2	0.92	ug/m3			11/27/19 16:46	4
Carbon tetrachloride	ND		0.88	0.60	ug/m3			11/27/19 16:46	4
Chlorobenzene	ND		3.7	1.0	ug/m3			11/27/19 16:46	4
Chloroethane	ND		5.3	0.57	ug/m3			11/27/19 16:46	4
Chloroform	ND		3.9	0.62	ug/m3			11/27/19 16:46	4
Chloromethane	**0.97**	**J**	4.1	0.91	ug/m3			11/27/19 16:46	4
cis-1,2-Dichloroethene	ND		0.79	0.71	ug/m3			11/27/19 16:46	4
cis-1,3-Dichloropropene	ND		3.6	0.58	ug/m3			11/27/19 16:46	4
Cumene	ND		3.9	0.69	ug/m3			11/27/19 16:46	4
Cyclohexane	**2.2**	**J**	2.8	0.63	ug/m3			11/27/19 16:46	4
Dibromochloromethane	ND		6.8	1.2	ug/m3			11/27/19 16:46	4
Dichlorodifluoromethane	**2.2**	**J**	9.9	2.2	ug/m3			11/27/19 16:46	4
Ethylbenzene	ND		3.5	1.1	ug/m3			11/27/19 16:46	4

Client Sample ID: IA-2-112519

Lab Sample ID: 200-51664-2

Date Collected: 11/25/19 14:34
Matrix: Air
Date Received: 11/26/19 10:15
Sample Container: Summa Canister 6L

Method: TO-15 - Volatile Organic Compounds in Ambient Air - DL (Continued)

Analyte	Result	Qualifier	RL	MDL	Unit	D	Prepared	Analyzed	Dil Fac
Freon 22	ND		7.1	1.7	ug/m3			11/27/19 16:46	4
Freon TF	ND		6.1	1.2	ug/m3			11/27/19 16:46	4
Hexachlorobutadiene	ND		8.5	3.2	ug/m3			11/27/19 16:46	4
Isopropyl alcohol	**13**	**J**	49	4.7	ug/m3			11/27/19 16:46	4
m,p-Xylene	**1.8**	**J**	8.7	1.7	ug/m3			11/27/19 16:46	4
Methyl Butyl Ketone (2-Hexanone)	ND		8.2	0.79	ug/m3			11/27/19 16:46	4
Methyl Ethyl Ketone	ND		5.9	0.85	ug/m3			11/27/19 16:46	4
methyl isobutyl ketone	ND		8.2	0.59	ug/m3			11/27/19 16:46	4
Methyl methacrylate	ND		8.2	0.54	ug/m3			11/27/19 16:46	4
Methyl tert-butyl ether	ND		2.9	0.48	ug/m3			11/27/19 16:46	4
Methylene Chloride	ND		6.9	3.8	ug/m3			11/27/19 16:46	4
Naphthalene	ND		10	3.6	ug/m3			11/27/19 16:46	4
n-Butane	**7.0**		4.8	1.0	ug/m3			11/27/19 16:46	4
n-Butylbenzene	ND		4.4	0.86	ug/m3			11/27/19 16:46	4
n-Heptane	ND		3.3	0.92	ug/m3			11/27/19 16:46	4
n-Hexane	**120**		2.8	2.8	ug/m3			11/27/19 16:46	4
n-Propylbenzene	ND		3.9	0.77	ug/m3			11/27/19 16:46	4
sec-Butylbenzene	ND		4.4	0.77	ug/m3			11/27/19 16:46	4
Styrene	ND		3.4	0.68	ug/m3			11/27/19 16:46	4
tert-Butyl alcohol	**0.68**	**J**	61	0.46	ug/m3			11/27/19 16:46	4
tert-Butylbenzene	ND		4.4	0.77	ug/m3			11/27/19 16:46	4
Tetrachloroethene	**4.8**	**J**	5.4	0.90	ug/m3			11/27/19 16:46	4
Tetrahydrofuran	ND		59	0.78	ug/m3			11/27/19 16:46	4
Toluene	**180**		3.0	1.7	ug/m3			11/27/19 16:46	4
trans-1,2-Dichloroethene	ND		3.2	0.67	ug/m3			11/27/19 16:46	4
trans-1,3-Dichloropropene	ND		3.6	0.71	ug/m3			11/27/19 16:46	4
Trichloroethene	**0.75**		0.75	0.75	ug/m3			11/27/19 16:46	4
Trichlorofluoromethane	ND		4.5	1.3	ug/m3			11/27/19 16:46	4
Vinyl chloride	ND		0.82	0.45	ug/m3			11/27/19 16:46	4
Xylene (total)	**1.8**	**J**	12	0.83	ug/m3			11/27/19 16:46	4
Xylene, o-	ND		3.5	0.83	ug/m3			11/27/19 16:46	4

Client Sample ID: OA-1-112519

Lab Sample ID: 200-51664-3

Date Collected: 11/25/19 14:38
Matrix: Air
Date Received: 11/26/19 10:15
Sample Container: Summa Canister 6L

Method: TO-15 - Volatile Organic Compounds in Ambient Air

Analyte	Result	Qualifier	RL	MDL	Unit	D	Prepared	Analyzed	Dil Fac
1,1,1-Trichloroethane	ND		0.20	0.036	ppb v/v			11/27/19 06:05	1
1,1,2,2-Tetrachloroethane	ND		0.20	0.042	ppb v/v			11/27/19 06:05	1
1,1,2-Trichloroethane	ND		0.20	0.036	ppb v/v			11/27/19 06:05	1
1,1-Dichloroethane	ND		0.20	0.041	ppb v/v			11/27/19 06:05	1
1,1-Dichloroethene	ND		0.035	0.039	ppb v/v			11/27/19 06:05	1
1,2,4-Trichlorobenzene	ND		0.50	0.22	ppb v/v			11/27/19 06:05	1
1,2,4-Trimethylbenzene	ND		0.20	0.044	ppb v/v			11/27/19 06:05	1
1,2-Dibromoethane	ND		0.20	0.049	ppb v/v			11/27/19 06:05	1
1,2-Dichlorobenzene	ND		0.20	0.097	ppb v/v			11/27/19 06:05	1
1,2-Dichloroethane	ND		0.20	0.032	ppb v/v			11/27/19 06:05	1

Client Sample Results

Client: GHD Services Inc.
Project/Site: 058507, GM-Lockport SSOW 256039

Job ID: 200-51664-1

Client Sample ID: OA-1-112519

Lab Sample ID: 200-51664-3

Date Collected: 11/25/19 14:38
Matrix: Air
Date Received: 11/26/19 10:15
Sample Container: Summa Canister 6L

Method: TO-15 - Volatile Organic Compounds in Ambient Air (Continued)

Analyte	Result	Qualifier	RL	MDL	Unit	D	Prepared	Analyzed	Dil Fac
1,2-Dichloroethene, Total	ND		0.40	0.042	ppb v/v			11/27/19 06:05	1
1,2-Dichloropropane	ND		0.20	0.033	ppb v/v			11/27/19 06:05	1
1,2-Dichlorotetrafluoroethane	ND		0.20	0.035	ppb v/v			11/27/19 06:05	1
1,3,5-Trimethylbenzene	ND		0.20	0.039	ppb v/v			11/27/19 06:05	1
1,3-Butadiene	ND		0.20	0.057	ppb v/v			11/27/19 06:05	1
1,3-Dichlorobenzene	ND		0.20	0.11	ppb v/v			11/27/19 06:05	1
1,4-Dichlorobenzene	ND		0.20	0.12	ppb v/v			11/27/19 06:05	1
1,4-Dioxane	ND		5.0	0.084	ppb v/v			11/27/19 06:05	1
2,2,4-Trimethylpentane	ND		0.20	0.041	ppb v/v			11/27/19 06:05	1
2-Chlorotoluene	ND		0.20	0.042	ppb v/v			11/27/19 06:05	1
3-Chloropropene	ND		0.50	0.064	ppb v/v			11/27/19 06:05	1
4-Ethyltoluene	ND		0.20	0.041	ppb v/v			11/27/19 06:05	1
4-Isopropyltoluene	ND		0.20	0.039	ppb v/v			11/27/19 06:05	1
Acetone	**1.3**	**J**	5.0	1.2	ppb v/v			11/27/19 06:05	1
Benzene	**0.11**	**J**	0.20	0.067	ppb v/v			11/27/19 06:05	1
Benzyl chloride	ND		0.20	0.085	ppb v/v			11/27/19 06:05	1
Bromodichloromethane	ND		0.20	0.035	ppb v/v			11/27/19 06:05	1
Bromoethene(Vinyl Bromide)	ND		0.20	0.052	ppb v/v			11/27/19 06:05	1
Bromoform	ND		0.20	0.048	ppb v/v			11/27/19 06:05	1
Bromomethane	ND		0.20	0.051	ppb v/v			11/27/19 06:05	1
Carbon disulfide	ND		0.50	0.074	ppb v/v			11/27/19 06:05	1
Carbon tetrachloride	**0.057**		0.035	0.024	ppb v/v			11/27/19 06:05	1
Chlorobenzene	ND		0.20	0.056	ppb v/v			11/27/19 06:05	1
Chloroethane	ND		0.50	0.054	ppb v/v			11/27/19 06:05	1
Chloroform	ND		0.20	0.032	ppb v/v			11/27/19 06:05	1
Chloromethane	**0.43**	**J**	0.50	0.11	ppb v/v			11/27/19 06:05	1
cis-1,2-Dichloroethene	ND		0.050	0.045	ppb v/v			11/27/19 06:05	1
cis-1,3-Dichloropropene	ND		0.20	0.032	ppb v/v			11/27/19 06:05	1
Cumene	ND		0.20	0.035	ppb v/v			11/27/19 06:05	1
Cyclohexane	ND		0.20	0.046	ppb v/v			11/27/19 06:05	1
Dibromochloromethane	ND		0.20	0.036	ppb v/v			11/27/19 06:05	1
Dichlorodifluoromethane	**0.32**	**J**	0.50	0.11	ppb v/v			11/27/19 06:05	1
Ethylbenzene	ND		0.20	0.063	ppb v/v			11/27/19 06:05	1
Freon 22	**0.25**	**J**	0.50	0.12	ppb v/v			11/27/19 06:05	1
Freon TF	**0.064**	**J**	0.20	0.038	ppb v/v			11/27/19 06:05	1
Hexachlorobutadiene	ND		0.20	0.076	ppb v/v			11/27/19 06:05	1
Isopropyl alcohol	**1.0**	**J**	5.0	0.48	ppb v/v			11/27/19 06:05	1
m,p-Xylene	ND		0.50	0.10	ppb v/v			11/27/19 06:05	1
Methyl Butyl Ketone (2-Hexanone)	ND		0.50	0.048	ppb v/v			11/27/19 06:05	1
Methyl Ethyl Ketone	**0.13**	**J**	0.50	0.072	ppb v/v			11/27/19 06:05	1
methyl isobutyl ketone	ND		0.50	0.036	ppb v/v			11/27/19 06:05	1
Methyl methacrylate	ND		0.50	0.033	ppb v/v			11/27/19 06:05	1
Methyl tert-butyl ether	ND		0.20	0.033	ppb v/v			11/27/19 06:05	1
Methylene Chloride	ND		0.50	0.27	ppb v/v			11/27/19 06:05	1
Naphthalene	ND		0.50	0.17	ppb v/v			11/27/19 06:05	1
n-Butane	**1.0**		0.50	0.11	ppb v/v			11/27/19 06:05	1
n-Butylbenzene	ND		0.20	0.039	ppb v/v			11/27/19 06:05	1
n-Heptane	ND		0.20	0.056	ppb v/v			11/27/19 06:05	1

Client Sample ID: OA-1-112519

Lab Sample ID: 200-51664-3

Date Collected: 11/25/19 14:38
Matrix: Air
Date Received: 11/26/19 10:15
Sample Container: Summa Canister 6L

Method: TO-15 - Volatile Organic Compounds in Ambient Air (Continued)

Analyte	Result	Qualifier	RL	MDL	Unit	D	Prepared	Analyzed	Dil Fac
n-Hexane	ND		0.20	0.20	ppb v/v			11/27/19 06:05	1
n-Propylbenzene	ND		0.20	0.039	ppb v/v			11/27/19 06:05	1
sec-Butylbenzene	ND		0.20	0.035	ppb v/v			11/27/19 06:05	1
Styrene	ND		0.20	0.040	ppb v/v			11/27/19 06:05	1
tert-Butyl alcohol	ND		5.0	0.038	ppb v/v			11/27/19 06:05	1
tert-Butylbenzene	ND		0.20	0.035	ppb v/v			11/27/19 06:05	1
Tetrachloroethene	ND		0.20	0.033	ppb v/v			11/27/19 06:05	1
Tetrahydrofuran	ND		5.0	0.066	ppb v/v			11/27/19 06:05	1
Toluene	ND		0.20	0.11	ppb v/v			11/27/19 06:05	1
trans-1,2-Dichloroethene	ND		0.20	0.042	ppb v/v			11/27/19 06:05	1
trans-1,3-Dichloropropene	ND		0.20	0.039	ppb v/v			11/27/19 06:05	1
Trichloroethene	ND		0.035	0.035	ppb v/v			11/27/19 06:05	1
Trichlorofluoromethane	**0.19**	**J**	0.20	0.060	ppb v/v			11/27/19 06:05	1
Vinyl chloride	ND		0.080	0.044	ppb v/v			11/27/19 06:05	1
Xylene (total)	ND		0.70	0.048	ppb v/v			11/27/19 06:05	1
Xylene, o-	ND		0.20	0.048	ppb v/v			11/27/19 06:05	1

Analyte	Result	Qualifier	RL	MDL	Unit	D	Prepared	Analyzed	Dil Fac
1,1,1-Trichloroethane	ND		1.1	0.20	ug/m3			11/27/19 06:05	1
1,1,2,2-Tetrachloroethane	ND		1.4	0.29	ug/m3			11/27/19 06:05	1
1,1,2-Trichloroethane	ND		1.1	0.20	ug/m3			11/27/19 06:05	1
1,1-Dichloroethane	ND		0.81	0.17	ug/m3			11/27/19 06:05	1
1,1-Dichloroethene	ND		0.14	0.15	ug/m3			11/27/19 06:05	1
1,2,4-Trichlorobenzene	ND		3.7	1.6	ug/m3			11/27/19 06:05	1
1,2,4-Trimethylbenzene	ND		0.98	0.22	ug/m3			11/27/19 06:05	1
1,2-Dibromoethane	ND		1.5	0.38	ug/m3			11/27/19 06:05	1
1,2-Dichlorobenzene	ND		1.2	0.58	ug/m3			11/27/19 06:05	1
1,2-Dichloroethane	ND		0.81	0.13	ug/m3			11/27/19 06:05	1
1,2-Dichloroethene, Total	ND		1.6	0.17	ug/m3			11/27/19 06:05	1
1,2-Dichloropropane	ND		0.92	0.15	ug/m3			11/27/19 06:05	1
1,2-Dichlorotetrafluoroethane	ND		1.4	0.24	ug/m3			11/27/19 06:05	1
1,3,5-Trimethylbenzene	ND		0.98	0.19	ug/m3			11/27/19 06:05	1
1,3-Butadiene	ND		0.44	0.13	ug/m3			11/27/19 06:05	1
1,3-Dichlorobenzene	ND		1.2	0.66	ug/m3			11/27/19 06:05	1
1,4-Dichlorobenzene	ND		1.2	0.72	ug/m3			11/27/19 06:05	1
1,4-Dioxane	ND		18	0.30	ug/m3			11/27/19 06:05	1
2,2,4-Trimethylpentane	ND		0.93	0.19	ug/m3			11/27/19 06:05	1
2-Chlorotoluene	ND		1.0	0.22	ug/m3			11/27/19 06:05	1
3-Chloropropene	ND		1.6	0.20	ug/m3			11/27/19 06:05	1
4-Ethyltoluene	ND		0.98	0.20	ug/m3			11/27/19 06:05	1
4-Isopropyltoluene	ND		1.1	0.21	ug/m3			11/27/19 06:05	1
Acetone	**3.1**	**J**	12	2.9	ug/m3			11/27/19 06:05	1
Benzene	**0.34**	**J**	0.64	0.21	ug/m3			11/27/19 06:05	1
Benzyl chloride	ND		1.0	0.44	ug/m3			11/27/19 06:05	1
Bromodichloromethane	ND		1.3	0.23	ug/m3			11/27/19 06:05	1
Bromoethene(Vinyl Bromide)	ND		0.87	0.23	ug/m3			11/27/19 06:05	1
Bromoform	ND		2.1	0.50	ug/m3			11/27/19 06:05	1
Bromomethane	ND		0.78	0.20	ug/m3			11/27/19 06:05	1
Carbon disulfide	ND		1.6	0.23	ug/m3			11/27/19 06:05	1

Client Sample Results

Client: GHD Services Inc.
Project/Site: 058507, GM-Lockport SSOW 256039

Job ID: 200-51664-1

Client Sample ID: OA-1-112519

Lab Sample ID: 200-51664-3

Date Collected: 11/25/19 14:38
Matrix: Air
Date Received: 11/26/19 10:15
Sample Container: Summa Canister 6L

Method: TO-15 - Volatile Organic Compounds in Ambient Air (Continued)

Analyte	Result	Qualifier	RL	MDL	Unit	D	Prepared	Analyzed	Dil Fac
Carbon tetrachloride	**0.36**		0.22	0.15	ug/m3			11/27/19 06:05	1
Chlorobenzene	ND		0.92	0.26	ug/m3			11/27/19 06:05	1
Chloroethane	ND		1.3	0.14	ug/m3			11/27/19 06:05	1
Chloroform	ND		0.98	0.16	ug/m3			11/27/19 06:05	1
Chloromethane	**0.88**	**J**	1.0	0.23	ug/m3			11/27/19 06:05	1
cis-1,2-Dichloroethene	ND		0.20	0.18	ug/m3			11/27/19 06:05	1
cis-1,3-Dichloropropene	ND		0.91	0.15	ug/m3			11/27/19 06:05	1
Cumene	ND		0.98	0.17	ug/m3			11/27/19 06:05	1
Cyclohexane	ND		0.69	0.16	ug/m3			11/27/19 06:05	1
Dibromochloromethane	ND		1.7	0.31	ug/m3			11/27/19 06:05	1
Dichlorodifluoromethane	**1.6**	**J**	2.5	0.54	ug/m3			11/27/19 06:05	1
Ethylbenzene	ND		0.87	0.27	ug/m3			11/27/19 06:05	1
Freon 22	**0.88**	**J**	1.8	0.42	ug/m3			11/27/19 06:05	1
Freon TF	**0.49**	**J**	1.5	0.29	ug/m3			11/27/19 06:05	1
Hexachlorobutadiene	ND		2.1	0.81	ug/m3			11/27/19 06:05	1
Isopropyl alcohol	**2.5**	**J**	12	1.2	ug/m3			11/27/19 06:05	1
m,p-Xylene	ND		2.2	0.43	ug/m3			11/27/19 06:05	1
Methyl Butyl Ketone (2-Hexanone)	ND		2.0	0.20	ug/m3			11/27/19 06:05	1
Methyl Ethyl Ketone	**0.38**	**J**	1.5	0.21	ug/m3			11/27/19 06:05	1
methyl isobutyl ketone	ND		2.0	0.15	ug/m3			11/27/19 06:05	1
Methyl methacrylate	ND		2.0	0.14	ug/m3			11/27/19 06:05	1
Methyl tert-butyl ether	ND		0.72	0.12	ug/m3			11/27/19 06:05	1
Methylene Chloride	ND		1.7	0.94	ug/m3			11/27/19 06:05	1
Naphthalene	ND		2.6	0.89	ug/m3			11/27/19 06:05	1
n-Butane	**2.4**		1.2	0.26	ug/m3			11/27/19 06:05	1
n-Butylbenzene	ND		1.1	0.21	ug/m3			11/27/19 06:05	1
n-Heptane	ND		0.82	0.23	ug/m3			11/27/19 06:05	1
n-Hexane	ND		0.70	0.70	ug/m3			11/27/19 06:05	1
n-Propylbenzene	ND		0.98	0.19	ug/m3			11/27/19 06:05	1
sec-Butylbenzene	ND		1.1	0.19	ug/m3			11/27/19 06:05	1
Styrene	ND		0.85	0.17	ug/m3			11/27/19 06:05	1
tert-Butyl alcohol	ND		15	0.12	ug/m3			11/27/19 06:05	1
tert-Butylbenzene	ND		1.1	0.19	ug/m3			11/27/19 06:05	1
Tetrachloroethene	ND		1.4	0.22	ug/m3			11/27/19 06:05	1
Tetrahydrofuran	ND		15	0.19	ug/m3			11/27/19 06:05	1
Toluene	ND		0.75	0.41	ug/m3			11/27/19 06:05	1
trans-1,2-Dichloroethene	ND		0.79	0.17	ug/m3			11/27/19 06:05	1
trans-1,3-Dichloropropene	ND		0.91	0.18	ug/m3			11/27/19 06:05	1
Trichloroethene	ND		0.19	0.19	ug/m3			11/27/19 06:05	1
Trichlorofluoromethane	**1.1**	**J**	1.1	0.34	ug/m3			11/27/19 06:05	1
Vinyl chloride	ND		0.20	0.11	ug/m3			11/27/19 06:05	1
Xylene (total)	ND		3.0	0.21	ug/m3			11/27/19 06:05	1
Xylene, o-	ND		0.87	0.21	ug/m3			11/27/19 06:05	1

Method: TO-15 - Volatile Organic Compounds in Ambient Air

Lab Sample ID: MB 200-150178/4
Matrix: Air
Analysis Batch: 150178

Client Sample ID: Method Blank
Prep Type: Total/NA

Analyte	MB Result	MB Qualifier	RL	MDL	Unit	D	Prepared	Analyzed	Dil Fac
1,1,1-Trichloroethane	ND		0.20	0.036	ppb v/v			11/26/19 13:31	1
1,1,2,2-Tetrachloroethane	ND		0.20	0.042	ppb v/v			11/26/19 13:31	1
1,1,2-Trichloroethane	ND		0.20	0.036	ppb v/v			11/26/19 13:31	1
1,1-Dichloroethane	ND		0.20	0.041	ppb v/v			11/26/19 13:31	1
1,1-Dichloroethene	ND		0.035	0.039	ppb v/v			11/26/19 13:31	1
1,2,4-Trichlorobenzene	ND		0.50	0.22	ppb v/v			11/26/19 13:31	1
1,2,4-Trimethylbenzene	ND		0.20	0.044	ppb v/v			11/26/19 13:31	1
1,2-Dibromoethane	ND		0.20	0.049	ppb v/v			11/26/19 13:31	1
1,2-Dichlorobenzene	ND		0.20	0.097	ppb v/v			11/26/19 13:31	1
1,2-Dichloroethane	ND		0.20	0.032	ppb v/v			11/26/19 13:31	1
1,2-Dichloroethene, Total	ND		0.40	0.042	ppb v/v			11/26/19 13:31	1
1,2-Dichloropropane	ND		0.20	0.033	ppb v/v			11/26/19 13:31	1
1,2-Dichlorotetrafluoroethane	ND		0.20	0.035	ppb v/v			11/26/19 13:31	1
1,3,5-Trimethylbenzene	ND		0.20	0.039	ppb v/v			11/26/19 13:31	1
1,3-Butadiene	ND		0.20	0.057	ppb v/v			11/26/19 13:31	1
1,3-Dichlorobenzene	ND		0.20	0.11	ppb v/v			11/26/19 13:31	1
1,4-Dichlorobenzene	ND		0.20	0.12	ppb v/v			11/26/19 13:31	1
1,4-Dioxane	1.30	J	5.0	0.084	ppb v/v			11/26/19 13:31	1
2,2,4-Trimethylpentane	ND		0.20	0.041	ppb v/v			11/26/19 13:31	1
2-Chlorotoluene	ND		0.20	0.042	ppb v/v			11/26/19 13:31	1
3-Chloropropene	ND		0.50	0.064	ppb v/v			11/26/19 13:31	1
4-Ethyltoluene	ND		0.20	0.041	ppb v/v			11/26/19 13:31	1
4-Isopropyltoluene	ND		0.20	0.039	ppb v/v			11/26/19 13:31	1
Acetone	ND		5.0	1.2	ppb v/v			11/26/19 13:31	1
Benzene	ND		0.20	0.067	ppb v/v			11/26/19 13:31	1
Benzyl chloride	ND		0.20	0.085	ppb v/v			11/26/19 13:31	1
Bromodichloromethane	ND		0.20	0.035	ppb v/v			11/26/19 13:31	1
Bromoethene(Vinyl Bromide)	ND		0.20	0.052	ppb v/v			11/26/19 13:31	1
Bromoform	ND		0.20	0.048	ppb v/v			11/26/19 13:31	1
Bromomethane	ND		0.20	0.051	ppb v/v			11/26/19 13:31	1
Carbon disulfide	ND		0.50	0.074	ppb v/v			11/26/19 13:31	1
Carbon tetrachloride	ND		0.035	0.024	ppb v/v			11/26/19 13:31	1
Chlorobenzene	ND		0.20	0.056	ppb v/v			11/26/19 13:31	1
Chloroethane	ND		0.50	0.054	ppb v/v			11/26/19 13:31	1
Chloroform	ND		0.20	0.032	ppb v/v			11/26/19 13:31	1
Chloromethane	ND		0.50	0.11	ppb v/v			11/26/19 13:31	1
cis-1,2-Dichloroethene	ND		0.050	0.045	ppb v/v			11/26/19 13:31	1
cis-1,3-Dichloropropene	ND		0.20	0.032	ppb v/v			11/26/19 13:31	1
Cumene	ND		0.20	0.035	ppb v/v			11/26/19 13:31	1
Cyclohexane	ND		0.20	0.046	ppb v/v			11/26/19 13:31	1
Dibromochloromethane	ND		0.20	0.036	ppb v/v			11/26/19 13:31	1
Dichlorodifluoromethane	ND		0.50	0.11	ppb v/v			11/26/19 13:31	1
Ethylbenzene	ND		0.20	0.063	ppb v/v			11/26/19 13:31	1
Freon 22	ND		0.50	0.12	ppb v/v			11/26/19 13:31	1
Freon TF	ND		0.20	0.038	ppb v/v			11/26/19 13:31	1
Hexachlorobutadiene	ND		0.20	0.076	ppb v/v			11/26/19 13:31	1
Isopropyl alcohol	ND		5.0	0.48	ppb v/v			11/26/19 13:31	1
m,p-Xylene	ND		0.50	0.10	ppb v/v			11/26/19 13:31	1

Method: TO-15 - Volatile Organic Compounds in Ambient Air (Continued)

Lab Sample ID: MB 200-150178/4
Matrix: Air
Analysis Batch: 150178

Client Sample ID: Method Blank
Prep Type: Total/NA

Analyte	MB Result	MB Qualifier	RL	MDL	Unit	D	Prepared	Analyzed	Dil Fac
Methyl Butyl Ketone (2-Hexanone)	0.493	J	0.50	0.048	ppb v/v			11/26/19 13:31	1
Methyl Ethyl Ketone	ND		0.50	0.072	ppb v/v			11/26/19 13:31	1
methyl isobutyl ketone	0.356	J	0.50	0.036	ppb v/v			11/26/19 13:31	1
Methyl methacrylate	ND		0.50	0.033	ppb v/v			11/26/19 13:31	1
Methyl tert-butyl ether	ND		0.20	0.033	ppb v/v			11/26/19 13:31	1
Methylene Chloride	ND		0.50	0.27	ppb v/v			11/26/19 13:31	1
Naphthalene	ND		0.50	0.17	ppb v/v			11/26/19 13:31	1
n-Butane	ND		0.50	0.11	ppb v/v			11/26/19 13:31	1
n-Butylbenzene	ND		0.20	0.039	ppb v/v			11/26/19 13:31	1
n-Heptane	ND		0.20	0.056	ppb v/v			11/26/19 13:31	1
n-Hexane	ND		0.20	0.20	ppb v/v			11/26/19 13:31	1
n-Propylbenzene	ND		0.20	0.039	ppb v/v			11/26/19 13:31	1
sec-Butylbenzene	ND		0.20	0.035	ppb v/v			11/26/19 13:31	1
Styrene	ND		0.20	0.040	ppb v/v			11/26/19 13:31	1
tert-Butyl alcohol	ND		5.0	0.038	ppb v/v			11/26/19 13:31	1
tert-Butylbenzene	ND		0.20	0.035	ppb v/v			11/26/19 13:31	1
Tetrachloroethene	ND		0.20	0.033	ppb v/v			11/26/19 13:31	1
Tetrahydrofuran	ND		5.0	0.066	ppb v/v			11/26/19 13:31	1
Toluene	ND		0.20	0.11	ppb v/v			11/26/19 13:31	1
trans-1,2-Dichloroethene	ND		0.20	0.042	ppb v/v			11/26/19 13:31	1
trans-1,3-Dichloropropene	ND		0.20	0.039	ppb v/v			11/26/19 13:31	1
Trichloroethene	ND		0.035	0.035	ppb v/v			11/26/19 13:31	1
Trichlorofluoromethane	ND		0.20	0.060	ppb v/v			11/26/19 13:31	1
Vinyl chloride	ND		0.080	0.044	ppb v/v			11/26/19 13:31	1
Xylene (total)	ND		0.70	0.048	ppb v/v			11/26/19 13:31	1
Xylene, o-	ND		0.20	0.048	ppb v/v			11/26/19 13:31	1

Analyte	MB Result	MB Qualifier	RL	MDL	Unit	D	Prepared	Analyzed	Dil Fac
1,1,1-Trichloroethane	ND		1.1	0.20	ug/m3			11/26/19 13:31	1
1,1,2,2-Tetrachloroethane	ND		1.4	0.29	ug/m3			11/26/19 13:31	1
1,1,2-Trichloroethane	ND		1.1	0.20	ug/m3			11/26/19 13:31	1
1,1-Dichloroethane	ND		0.81	0.17	ug/m3			11/26/19 13:31	1
1,1-Dichloroethene	ND		0.14	0.15	ug/m3			11/26/19 13:31	1
1,2,4-Trichlorobenzene	ND		3.7	1.6	ug/m3			11/26/19 13:31	1
1,2,4-Trimethylbenzene	ND		0.98	0.22	ug/m3			11/26/19 13:31	1
1,2-Dibromoethane	ND		1.5	0.38	ug/m3			11/26/19 13:31	1
1,2-Dichlorobenzene	ND		1.2	0.58	ug/m3			11/26/19 13:31	1
1,2-Dichloroethane	ND		0.81	0.13	ug/m3			11/26/19 13:31	1
1,2-Dichloroethene, Total	ND		1.6	0.17	ug/m3			11/26/19 13:31	1
1,2-Dichloropropane	ND		0.92	0.15	ug/m3			11/26/19 13:31	1
1,2-Dichlorotetrafluoroethane	ND		1.4	0.24	ug/m3			11/26/19 13:31	1
1,3,5-Trimethylbenzene	ND		0.98	0.19	ug/m3			11/26/19 13:31	1
1,3-Butadiene	ND		0.44	0.13	ug/m3			11/26/19 13:31	1
1,3-Dichlorobenzene	ND		1.2	0.66	ug/m3			11/26/19 13:31	1
1,4-Dichlorobenzene	ND		1.2	0.72	ug/m3			11/26/19 13:31	1
1,4-Dioxane	4.70	J	18	0.30	ug/m3			11/26/19 13:31	1
2,2,4-Trimethylpentane	ND		0.93	0.19	ug/m3			11/26/19 13:31	1
2-Chlorotoluene	ND		1.0	0.22	ug/m3			11/26/19 13:31	1
3-Chloropropene	ND		1.6	0.20	ug/m3			11/26/19 13:31	1

Method: TO-15 - Volatile Organic Compounds in Ambient Air (Continued)

Lab Sample ID: MB 200-150178/4
Matrix: Air
Analysis Batch: 150178

Client Sample ID: Method Blank
Prep Type: Total/NA

Analyte	MB Result	MB Qualifier	RL	MDL	Unit	D	Prepared	Analyzed	Dil Fac
4-Ethyltoluene	ND		0.98	0.20	ug/m3			11/26/19 13:31	1
4-Isopropyltoluene	ND		1.1	0.21	ug/m3			11/26/19 13:31	1
Acetone	ND		12	2.9	ug/m3			11/26/19 13:31	1
Benzene	ND		0.64	0.21	ug/m3			11/26/19 13:31	1
Benzyl chloride	ND		1.0	0.44	ug/m3			11/26/19 13:31	1
Bromodichloromethane	ND		1.3	0.23	ug/m3			11/26/19 13:31	1
Bromoethene(Vinyl Bromide)	ND		0.87	0.23	ug/m3			11/26/19 13:31	1
Bromoform	ND		2.1	0.50	ug/m3			11/26/19 13:31	1
Bromomethane	ND		0.78	0.20	ug/m3			11/26/19 13:31	1
Carbon disulfide	ND		1.6	0.23	ug/m3			11/26/19 13:31	1
Carbon tetrachloride	ND		0.22	0.15	ug/m3			11/26/19 13:31	1
Chlorobenzene	ND		0.92	0.26	ug/m3			11/26/19 13:31	1
Chloroethane	ND		1.3	0.14	ug/m3			11/26/19 13:31	1
Chloroform	ND		0.98	0.16	ug/m3			11/26/19 13:31	1
Chloromethane	ND		1.0	0.23	ug/m3			11/26/19 13:31	1
cis-1,2-Dichloroethene	ND		0.20	0.18	ug/m3			11/26/19 13:31	1
cis-1,3-Dichloropropene	ND		0.91	0.15	ug/m3			11/26/19 13:31	1
Cumene	ND		0.98	0.17	ug/m3			11/26/19 13:31	1
Cyclohexane	ND		0.69	0.16	ug/m3			11/26/19 13:31	1
Dibromochloromethane	ND		1.7	0.31	ug/m3			11/26/19 13:31	1
Dichlorodifluoromethane	ND		2.5	0.54	ug/m3			11/26/19 13:31	1
Ethylbenzene	ND		0.87	0.27	ug/m3			11/26/19 13:31	1
Freon 22	ND		1.8	0.42	ug/m3			11/26/19 13:31	1
Freon TF	ND		1.5	0.29	ug/m3			11/26/19 13:31	1
Hexachlorobutadiene	ND		2.1	0.81	ug/m3			11/26/19 13:31	1
Isopropyl alcohol	ND		12	1.2	ug/m3			11/26/19 13:31	1
m,p-Xylene	ND		2.2	0.43	ug/m3			11/26/19 13:31	1
Methyl Butyl Ketone (2-Hexanone)	2.02	J	2.0	0.20	ug/m3			11/26/19 13:31	1
Methyl Ethyl Ketone	ND		1.5	0.21	ug/m3			11/26/19 13:31	1
methyl isobutyl ketone	1.46	J	2.0	0.15	ug/m3			11/26/19 13:31	1
Methyl methacrylate	ND		2.0	0.14	ug/m3			11/26/19 13:31	1
Methyl tert-butyl ether	ND		0.72	0.12	ug/m3			11/26/19 13:31	1
Methylene Chloride	ND		1.7	0.94	ug/m3			11/26/19 13:31	1
Naphthalene	ND		2.6	0.89	ug/m3			11/26/19 13:31	1
n-Butane	ND		1.2	0.26	ug/m3			11/26/19 13:31	1
n-Butylbenzene	ND		1.1	0.21	ug/m3			11/26/19 13:31	1
n-Heptane	ND		0.82	0.23	ug/m3			11/26/19 13:31	1
n-Hexane	ND		0.70	0.70	ug/m3			11/26/19 13:31	1
n-Propylbenzene	ND		0.98	0.19	ug/m3			11/26/19 13:31	1
sec-Butylbenzene	ND		1.1	0.19	ug/m3			11/26/19 13:31	1
Styrene	ND		0.85	0.17	ug/m3			11/26/19 13:31	1
tert-Butyl alcohol	ND		15	0.12	ug/m3			11/26/19 13:31	1
tert-Butylbenzene	ND		1.1	0.19	ug/m3			11/26/19 13:31	1
Tetrachloroethene	ND		1.4	0.22	ug/m3			11/26/19 13:31	1
Tetrahydrofuran	ND		15	0.19	ug/m3			11/26/19 13:31	1
Toluene	ND		0.75	0.41	ug/m3			11/26/19 13:31	1
trans-1,2-Dichloroethene	ND		0.79	0.17	ug/m3			11/26/19 13:31	1
trans-1,3-Dichloropropene	ND		0.91	0.18	ug/m3			11/26/19 13:31	1
Trichloroethene	ND		0.19	0.19	ug/m3			11/26/19 13:31	1

Method: TO-15 - Volatile Organic Compounds in Ambient Air (Continued)

Lab Sample ID: MB 200-150178/4
Matrix: Air
Analysis Batch: 150178

Client Sample ID: Method Blank
Prep Type: Total/NA

Analyte	MB Result	MB Qualifier	RL	MDL	Unit	D	Prepared	Analyzed	Dil Fac
Trichlorofluoromethane	ND		1.1	0.34	ug/m3			11/26/19 13:31	1
Vinyl chloride	ND		0.20	0.11	ug/m3			11/26/19 13:31	1
Xylene (total)	ND		3.0	0.21	ug/m3			11/26/19 13:31	1
Xylene, o-	ND		0.87	0.21	ug/m3			11/26/19 13:31	1

Lab Sample ID: LCS 200-150178/3
Matrix: Air
Analysis Batch: 150178

Client Sample ID: Lab Control Sample
Prep Type: Total/NA

Analyte	Spike Added	LCS Result	LCS Qualifier	Unit	D	%Rec	%Rec. Limits
1,1,1-Trichloroethane	10.0	10.3		ppb v/v		103	72 - 127
1,1,2,2-Tetrachloroethane	10.0	10.7		ppb v/v		107	74 - 126
1,1,2-Trichloroethane	10.0	10.1		ppb v/v		101	75 - 126
1,1-Dichloroethane	10.0	9.06		ppb v/v		91	66 - 130
1,1-Dichloroethene	10.0	8.93		ppb v/v		89	68 - 120
1,2,4-Trichlorobenzene	10.0	13.0		ppb v/v		130	50 - 150
1,2,4-Trimethylbenzene	10.0	11.3		ppb v/v		113	71 - 129
1,2-Dibromoethane	10.0	11.4		ppb v/v		114	78 - 122
1,2-Dichlorobenzene	10.0	12.3		ppb v/v		123	68 - 129
1,2-Dichloroethane	10.0	9.46		ppb v/v		95	68 - 135
1,2-Dichloropropane	10.0	9.77		ppb v/v		98	69 - 128
1,2-Dichlorotetrafluoroethane	10.0	10.7		ppb v/v		107	71 - 141
1,3,5-Trimethylbenzene	10.0	11.1		ppb v/v		111	72 - 126
1,3-Butadiene	10.0	8.36		ppb v/v		84	58 - 139
1,3-Dichlorobenzene	10.0	11.4		ppb v/v		114	69 - 131
1,4-Dichlorobenzene	10.0	11.6		ppb v/v		116	67 - 132
1,4-Dioxane	10.0	10.6		ppb v/v		106	66 - 129
2,2,4-Trimethylpentane	10.0	10.0		ppb v/v		100	68 - 131
2-Chlorotoluene	10.0	10.7		ppb v/v		107	74 - 126
3-Chloropropene	10.0	10.3		ppb v/v		103	50 - 150
4-Ethyltoluene	10.0	11.1		ppb v/v		111	75 - 129
4-Isopropyltoluene	10.0	12.2		ppb v/v		122	68 - 130
Acetone	10.0	9.71		ppb v/v		97	54 - 154
Benzene	10.0	9.82		ppb v/v		98	73 - 119
Benzyl chloride	10.0	12.4		ppb v/v		124	60 - 136
Bromodichloromethane	10.0	10.4		ppb v/v		104	75 - 127
Bromoethene(Vinyl Bromide)	10.0	10.3		ppb v/v		103	75 - 125
Bromoform	10.0	12.2		ppb v/v		122	53 - 149
Bromomethane	10.0	10.1		ppb v/v		101	72 - 124
Carbon disulfide	10.0	11.0		ppb v/v		110	71 - 138
Carbon tetrachloride	10.0	9.98		ppb v/v		100	71 - 133
Chlorobenzene	10.0	10.9		ppb v/v		109	76 - 119
Chloroethane	10.0	10.8		ppb v/v		108	68 - 130
Chloroform	10.0	9.79		ppb v/v		98	73 - 124
Chloromethane	10.0	10.0		ppb v/v		100	56 - 141
cis-1,2-Dichloroethene	10.0	9.34		ppb v/v		93	72 - 121
cis-1,3-Dichloropropene	10.0	10.5		ppb v/v		105	74 - 125
Cumene	10.0	11.1		ppb v/v		111	73 - 123
Cyclohexane	10.0	10.2		ppb v/v		102	76 - 124

Method: TO-15 - Volatile Organic Compounds in Ambient Air (Continued)

Lab Sample ID: LCS 200-150178/3
Matrix: Air
Analysis Batch: 150178

Client Sample ID: Lab Control Sample
Prep Type: Total/NA

Analyte	Spike Added	LCS Result	LCS Qualifier	Unit	D	%Rec	%Rec. Limits
Dibromochloromethane	10.0	11.8		ppb v/v		118	73 - 125
Dichlorodifluoromethane	10.0	10.7		ppb v/v		107	61 - 142
Ethylbenzene	10.0	10.7		ppb v/v		107	74 - 122
Freon 22	10.0	10.4		ppb v/v		104	60 - 147
Freon TF	10.0	10.3		ppb v/v		103	70 - 121
Hexachlorobutadiene	10.0	12.8		ppb v/v		128	58 - 130
Isopropyl alcohol	10.0	12.5		ppb v/v		125	53 - 142
m,p-Xylene	20.0	21.6		ppb v/v		108	76 - 121
Methyl Butyl Ketone (2-Hexanone)	10.0	10.6		ppb v/v		106	57 - 143
Methyl Ethyl Ketone	10.0	10.1		ppb v/v		101	72 - 124
methyl isobutyl ketone	10.0	10.3		ppb v/v		103	58 - 144
Methyl methacrylate	10.0	10.5		ppb v/v		105	73 - 129
Methyl tert-butyl ether	10.0	10.6		ppb v/v		106	70 - 127
Methylene Chloride	10.0	9.41		ppb v/v		94	59 - 137
Naphthalene	10.0	12.5		ppb v/v		125	50 - 150
n-Butane	10.0	8.74		ppb v/v		87	53 - 151
n-Butylbenzene	10.0	12.0		ppb v/v		120	65 - 137
n-Heptane	10.0	9.97		ppb v/v		100	60 - 142
n-Hexane	10.0	9.68		ppb v/v		97	63 - 138
n-Propylbenzene	10.0	11.0		ppb v/v		110	73 - 127
sec-Butylbenzene	10.0	11.3		ppb v/v		113	70 - 128
Styrene	10.0	11.8		ppb v/v		119	74 - 125
tert-Butyl alcohol	10.0	10.8		ppb v/v		108	66 - 132
tert-Butylbenzene	10.0	11.1		ppb v/v		111	71 - 125
Tetrachloroethene	10.0	9.96		ppb v/v		100	70 - 125
Tetrahydrofuran	10.0	9.94		ppb v/v		99	60 - 149
Toluene	10.0	10.1		ppb v/v		101	75 - 122
trans-1,2-Dichloroethene	10.0	9.57		ppb v/v		96	69 - 137
trans-1,3-Dichloropropene	10.0	10.6		ppb v/v		106	74 - 128
Trichloroethene	10.0	9.35		ppb v/v		94	73 - 122
Trichlorofluoromethane	10.0	10.0		ppb v/v		100	70 - 129
Vinyl chloride	10.0	8.35		ppb v/v		84	61 - 135
Xylene, o-	10.0	11.0		ppb v/v		110	73 - 123

Analyte	Spike Added	LCS Result	LCS Qualifier	Unit	D	%Rec	%Rec. Limits
1,1,1-Trichloroethane	55	56.0		ug/m3		103	72 - 127
1,1,2,2-Tetrachloroethane	69	73.3		ug/m3		107	74 - 126
1,1,2-Trichloroethane	55	55.1		ug/m3		101	75 - 126
1,1-Dichloroethane	40	36.7		ug/m3		91	66 - 130
1,1-Dichloroethene	40	35.4		ug/m3		89	68 - 120
1,2,4-Trichlorobenzene	74	96.3		ug/m3		130	50 - 150
1,2,4-Trimethylbenzene	49	55.4		ug/m3		113	71 - 129
1,2-Dibromoethane	77	87.9		ug/m3		114	78 - 122
1,2-Dichlorobenzene	60	73.9		ug/m3		123	68 - 129
1,2-Dichloroethane	40	38.3		ug/m3		95	68 - 135
1,2-Dichloropropane	46	45.2		ug/m3		98	69 - 128
1,2-Dichlorotetrafluoroethane	70	75.0		ug/m3		107	71 - 141
1,3,5-Trimethylbenzene	49	54.6		ug/m3		111	72 - 126

Method: TO-15 - Volatile Organic Compounds in Ambient Air (Continued)

Lab Sample ID: LCS 200-150178/3
Matrix: Air
Analysis Batch: 150178

Client Sample ID: Lab Control Sample
Prep Type: Total/NA

Analyte	Spike Added	LCS Result	LCS Qualifier	Unit	D	%Rec	%Rec. Limits
1,3-Butadiene	22	18.5		ug/m3		84	58 - 139
1,3-Dichlorobenzene	60	68.6		ug/m3		114	69 - 131
1,4-Dichlorobenzene	60	69.5		ug/m3		116	67 - 132
1,4-Dioxane	36	38.3		ug/m3		106	66 - 129
2,2,4-Trimethylpentane	47	46.8		ug/m3		100	68 - 131
2-Chlorotoluene	52	55.2		ug/m3		107	74 - 126
3-Chloropropene	31	32.2		ug/m3		103	50 - 150
4-Ethyltoluene	49	54.7		ug/m3		111	75 - 129
4-Isopropyltoluene	55	66.8		ug/m3		122	68 - 130
Acetone	24	23.1		ug/m3		97	54 - 154
Benzene	32	31.4		ug/m3		98	73 - 119
Benzyl chloride	52	64.1		ug/m3		124	60 - 136
Bromodichloromethane	67	69.4		ug/m3		104	75 - 127
Bromoethene(Vinyl Bromide)	44	44.8		ug/m3		103	75 - 125
Bromoform	100	126		ug/m3		122	53 - 149
Bromomethane	39	39.2		ug/m3		101	72 - 124
Carbon disulfide	31	34.3		ug/m3		110	71 - 138
Carbon tetrachloride	63	62.8		ug/m3		100	71 - 133
Chlorobenzene	46	50.1		ug/m3		109	76 - 119
Chloroethane	26	28.4		ug/m3		108	68 - 130
Chloroform	49	47.8		ug/m3		98	73 - 124
Chloromethane	21	20.7		ug/m3		100	56 - 141
cis-1,2-Dichloroethene	40	37.0		ug/m3		93	72 - 121
cis-1,3-Dichloropropene	45	47.5		ug/m3		105	74 - 125
Cumene	49	54.7		ug/m3		111	73 - 123
Cyclohexane	34	35.1		ug/m3		102	76 - 124
Dibromochloromethane	85	101		ug/m3		118	73 - 125
Dichlorodifluoromethane	49	52.8		ug/m3		107	61 - 142
Ethylbenzene	43	46.3		ug/m3		107	74 - 122
Freon 22	35	36.7		ug/m3		104	60 - 147
Freon TF	77	79.2		ug/m3		103	70 - 121
Hexachlorobutadiene	110	136		ug/m3		128	58 - 130
Isopropyl alcohol	25	30.8		ug/m3		125	53 - 142
m,p-Xylene	87	93.7		ug/m3		108	76 - 121
Methyl Butyl Ketone (2-Hexanone)	41	43.4		ug/m3		106	57 - 143
Methyl Ethyl Ketone	29	29.7		ug/m3		101	72 - 124
methyl isobutyl ketone	41	42.3		ug/m3		103	58 - 144
Methyl methacrylate	41	42.9		ug/m3		105	73 - 129
Methyl tert-butyl ether	36	38.1		ug/m3		106	70 - 127
Methylene Chloride	35	32.7		ug/m3		94	59 - 137
Naphthalene	52	65.6		ug/m3		125	50 - 150
n-Butane	24	20.8		ug/m3		87	53 - 151
n-Butylbenzene	55	66.1		ug/m3		120	65 - 137
n-Heptane	41	40.9		ug/m3		100	60 - 142
n-Hexane	35	34.1		ug/m3		97	63 - 138
n-Propylbenzene	49	54.0		ug/m3		110	73 - 127
sec-Butylbenzene	55	61.9		ug/m3		113	70 - 128
Styrene	43	50.5		ug/m3		119	74 - 125

Method: TO-15 - Volatile Organic Compounds in Ambient Air (Continued)

Lab Sample ID: LCS 200-150178/3
Matrix: Air
Analysis Batch: 150178

Client Sample ID: Lab Control Sample
Prep Type: Total/NA

Analyte	Spike Added	LCS Result	LCS Qualifier	Unit	D	%Rec	%Rec. Limits
tert-Butyl alcohol	30	32.8		ug/m3		108	66 - 132
tert-Butylbenzene	55	61.1		ug/m3		111	71 - 125
Tetrachloroethene	68	67.5		ug/m3		100	70 - 125
Tetrahydrofuran	29	29.3		ug/m3		99	60 - 149
Toluene	38	37.9		ug/m3		101	75 - 122
trans-1,2-Dichloroethene	40	38.0		ug/m3		96	69 - 137
trans-1,3-Dichloropropene	45	48.1		ug/m3		106	74 - 128
Trichloroethene	54	50.3		ug/m3		94	73 - 122
Trichlorofluoromethane	56	56.2		ug/m3		100	70 - 129
Vinyl chloride	26	21.4		ug/m3		84	61 - 135
Xylene, o-	43	47.6		ug/m3		110	73 - 123

Lab Sample ID: MB 200-150230/4
Matrix: Air
Analysis Batch: 150230

Client Sample ID: Method Blank
Prep Type: Total/NA

Analyte	MB Result	MB Qualifier	RL	MDL	Unit	D	Prepared	Analyzed	Dil Fac
1,1,1-Trichloroethane	ND		0.20	0.036	ppb v/v			11/27/19 12:21	1
1,1,2,2-Tetrachloroethane	ND		0.20	0.042	ppb v/v			11/27/19 12:21	1
1,1,2-Trichloroethane	ND		0.20	0.036	ppb v/v			11/27/19 12:21	1
1,1-Dichloroethane	ND		0.20	0.041	ppb v/v			11/27/19 12:21	1
1,1-Dichloroethene	ND		0.035	0.039	ppb v/v			11/27/19 12:21	1
1,2,4-Trichlorobenzene	ND		0.50	0.22	ppb v/v			11/27/19 12:21	1
1,2,4-Trimethylbenzene	ND		0.20	0.044	ppb v/v			11/27/19 12:21	1
1,2-Dibromoethane	ND		0.20	0.049	ppb v/v			11/27/19 12:21	1
1,2-Dichlorobenzene	ND		0.20	0.097	ppb v/v			11/27/19 12:21	1
1,2-Dichloroethane	ND		0.20	0.032	ppb v/v			11/27/19 12:21	1
1,2-Dichloroethene, Total	ND		0.40	0.042	ppb v/v			11/27/19 12:21	1
1,2-Dichloropropane	ND		0.20	0.033	ppb v/v			11/27/19 12:21	1
1,2-Dichlorotetrafluoroethane	ND		0.20	0.035	ppb v/v			11/27/19 12:21	1
1,3,5-Trimethylbenzene	ND		0.20	0.039	ppb v/v			11/27/19 12:21	1
1,3-Butadiene	ND		0.20	0.057	ppb v/v			11/27/19 12:21	1
1,3-Dichlorobenzene	ND		0.20	0.11	ppb v/v			11/27/19 12:21	1
1,4-Dichlorobenzene	ND		0.20	0.12	ppb v/v			11/27/19 12:21	1
1,4-Dioxane	ND		5.0	0.084	ppb v/v			11/27/19 12:21	1
2,2,4-Trimethylpentane	ND		0.20	0.041	ppb v/v			11/27/19 12:21	1
2-Chlorotoluene	ND		0.20	0.042	ppb v/v			11/27/19 12:21	1
3-Chloropropene	ND		0.50	0.064	ppb v/v			11/27/19 12:21	1
4-Ethyltoluene	ND		0.20	0.041	ppb v/v			11/27/19 12:21	1
4-Isopropyltoluene	ND		0.20	0.039	ppb v/v			11/27/19 12:21	1
Acetone	ND		5.0	1.2	ppb v/v			11/27/19 12:21	1
Benzene	ND		0.20	0.067	ppb v/v			11/27/19 12:21	1
Benzyl chloride	ND		0.20	0.085	ppb v/v			11/27/19 12:21	1
Bromodichloromethane	ND		0.20	0.035	ppb v/v			11/27/19 12:21	1
Bromoethene(Vinyl Bromide)	ND		0.20	0.052	ppb v/v			11/27/19 12:21	1
Bromoform	ND		0.20	0.048	ppb v/v			11/27/19 12:21	1
Bromomethane	ND		0.20	0.051	ppb v/v			11/27/19 12:21	1
Carbon disulfide	ND		0.50	0.074	ppb v/v			11/27/19 12:21	1
Carbon tetrachloride	ND		0.035	0.024	ppb v/v			11/27/19 12:21	1

Method: TO-15 - Volatile Organic Compounds in Ambient Air (Continued)

Lab Sample ID: MB 200-150230/4
Matrix: Air
Analysis Batch: 150230

Client Sample ID: Method Blank
Prep Type: Total/NA

Analyte	MB Result	MB Qualifier	RL	MDL	Unit	D	Prepared	Analyzed	Dil Fac
Chlorobenzene	ND		0.20	0.056	ppb v/v			11/27/19 12:21	1
Chloroethane	ND		0.50	0.054	ppb v/v			11/27/19 12:21	1
Chloroform	ND		0.20	0.032	ppb v/v			11/27/19 12:21	1
Chloromethane	ND		0.50	0.11	ppb v/v			11/27/19 12:21	1
cis-1,2-Dichloroethene	ND		0.050	0.045	ppb v/v			11/27/19 12:21	1
cis-1,3-Dichloropropene	ND		0.20	0.032	ppb v/v			11/27/19 12:21	1
Cumene	ND		0.20	0.035	ppb v/v			11/27/19 12:21	1
Cyclohexane	ND		0.20	0.046	ppb v/v			11/27/19 12:21	1
Dibromochloromethane	ND		0.20	0.036	ppb v/v			11/27/19 12:21	1
Dichlorodifluoromethane	ND		0.50	0.11	ppb v/v			11/27/19 12:21	1
Ethylbenzene	ND		0.20	0.063	ppb v/v			11/27/19 12:21	1
Freon 22	ND		0.50	0.12	ppb v/v			11/27/19 12:21	1
Freon TF	ND		0.20	0.038	ppb v/v			11/27/19 12:21	1
Hexachlorobutadiene	ND		0.20	0.076	ppb v/v			11/27/19 12:21	1
Isopropyl alcohol	ND		5.0	0.48	ppb v/v			11/27/19 12:21	1
m,p-Xylene	ND		0.50	0.10	ppb v/v			11/27/19 12:21	1
Methyl Butyl Ketone (2-Hexanone)	ND		0.50	0.048	ppb v/v			11/27/19 12:21	1
Methyl Ethyl Ketone	ND		0.50	0.072	ppb v/v			11/27/19 12:21	1
methyl isobutyl ketone	ND		0.50	0.036	ppb v/v			11/27/19 12:21	1
Methyl methacrylate	ND		0.50	0.033	ppb v/v			11/27/19 12:21	1
Methyl tert-butyl ether	ND		0.20	0.033	ppb v/v			11/27/19 12:21	1
Methylene Chloride	ND		0.50	0.27	ppb v/v			11/27/19 12:21	1
Naphthalene	ND		0.50	0.17	ppb v/v			11/27/19 12:21	1
n-Butane	ND		0.50	0.11	ppb v/v			11/27/19 12:21	1
n-Butylbenzene	ND		0.20	0.039	ppb v/v			11/27/19 12:21	1
n-Heptane	ND		0.20	0.056	ppb v/v			11/27/19 12:21	1
n-Hexane	ND		0.20	0.20	ppb v/v			11/27/19 12:21	1
n-Propylbenzene	ND		0.20	0.039	ppb v/v			11/27/19 12:21	1
sec-Butylbenzene	ND		0.20	0.035	ppb v/v			11/27/19 12:21	1
Styrene	ND		0.20	0.040	ppb v/v			11/27/19 12:21	1
tert-Butyl alcohol	ND		5.0	0.038	ppb v/v			11/27/19 12:21	1
tert-Butylbenzene	ND		0.20	0.035	ppb v/v			11/27/19 12:21	1
Tetrachloroethene	ND		0.20	0.033	ppb v/v			11/27/19 12:21	1
Tetrahydrofuran	ND		5.0	0.066	ppb v/v			11/27/19 12:21	1
Toluene	ND		0.20	0.11	ppb v/v			11/27/19 12:21	1
trans-1,2-Dichloroethene	ND		0.20	0.042	ppb v/v			11/27/19 12:21	1
trans-1,3-Dichloropropene	ND		0.20	0.039	ppb v/v			11/27/19 12:21	1
Trichloroethene	ND		0.035	0.035	ppb v/v			11/27/19 12:21	1
Trichlorofluoromethane	ND		0.20	0.060	ppb v/v			11/27/19 12:21	1
Vinyl chloride	ND		0.080	0.044	ppb v/v			11/27/19 12:21	1
Xylene (total)	ND		0.70	0.048	ppb v/v			11/27/19 12:21	1
Xylene, o-	ND		0.20	0.048	ppb v/v			11/27/19 12:21	1

Analyte	MB Result	MB Qualifier	RL	MDL	Unit	D	Prepared	Analyzed	Dil Fac
1,1,1-Trichloroethane	ND		1.1	0.20	ug/m3			11/27/19 12:21	1
1,1,2,2-Tetrachloroethane	ND		1.4	0.29	ug/m3			11/27/19 12:21	1
1,1,2-Trichloroethane	ND		1.1	0.20	ug/m3			11/27/19 12:21	1
1,1-Dichloroethane	ND		0.81	0.17	ug/m3			11/27/19 12:21	1
1,1-Dichloroethene	ND		0.14	0.15	ug/m3			11/27/19 12:21	1

Method: TO-15 - Volatile Organic Compounds in Ambient Air (Continued)

Lab Sample ID: MB 200-150230/4
Matrix: Air
Analysis Batch: 150230

Client Sample ID: Method Blank
Prep Type: Total/NA

Analyte	MB Result	MB Qualifier	RL	MDL	Unit	D	Prepared	Analyzed	Dil Fac
1,2,4-Trichlorobenzene	ND		3.7	1.6	ug/m3			11/27/19 12:21	1
1,2,4-Trimethylbenzene	ND		0.98	0.22	ug/m3			11/27/19 12:21	1
1,2-Dibromoethane	ND		1.5	0.38	ug/m3			11/27/19 12:21	1
1,2-Dichlorobenzene	ND		1.2	0.58	ug/m3			11/27/19 12:21	1
1,2-Dichloroethane	ND		0.81	0.13	ug/m3			11/27/19 12:21	1
1,2-Dichloroethene, Total	ND		1.6	0.17	ug/m3			11/27/19 12:21	1
1,2-Dichloropropane	ND		0.92	0.15	ug/m3			11/27/19 12:21	1
1,2-Dichlorotetrafluoroethane	ND		1.4	0.24	ug/m3			11/27/19 12:21	1
1,3,5-Trimethylbenzene	ND		0.98	0.19	ug/m3			11/27/19 12:21	1
1,3-Butadiene	ND		0.44	0.13	ug/m3			11/27/19 12:21	1
1,3-Dichlorobenzene	ND		1.2	0.66	ug/m3			11/27/19 12:21	1
1,4-Dichlorobenzene	ND		1.2	0.72	ug/m3			11/27/19 12:21	1
1,4-Dioxane	ND		18	0.30	ug/m3			11/27/19 12:21	1
2,2,4-Trimethylpentane	ND		0.93	0.19	ug/m3			11/27/19 12:21	1
2-Chlorotoluene	ND		1.0	0.22	ug/m3			11/27/19 12:21	1
3-Chloropropene	ND		1.6	0.20	ug/m3			11/27/19 12:21	1
4-Ethyltoluene	ND		0.98	0.20	ug/m3			11/27/19 12:21	1
4-Isopropyltoluene	ND		1.1	0.21	ug/m3			11/27/19 12:21	1
Acetone	ND		12	2.9	ug/m3			11/27/19 12:21	1
Benzene	ND		0.64	0.21	ug/m3			11/27/19 12:21	1
Benzyl chloride	ND		1.0	0.44	ug/m3			11/27/19 12:21	1
Bromodichloromethane	ND		1.3	0.23	ug/m3			11/27/19 12:21	1
Bromoethene(Vinyl Bromide)	ND		0.87	0.23	ug/m3			11/27/19 12:21	1
Bromoform	ND		2.1	0.50	ug/m3			11/27/19 12:21	1
Bromomethane	ND		0.78	0.20	ug/m3			11/27/19 12:21	1
Carbon disulfide	ND		1.6	0.23	ug/m3			11/27/19 12:21	1
Carbon tetrachloride	ND		0.22	0.15	ug/m3			11/27/19 12:21	1
Chlorobenzene	ND		0.92	0.26	ug/m3			11/27/19 12:21	1
Chloroethane	ND		1.3	0.14	ug/m3			11/27/19 12:21	1
Chloroform	ND		0.98	0.16	ug/m3			11/27/19 12:21	1
Chloromethane	ND		1.0	0.23	ug/m3			11/27/19 12:21	1
cis-1,2-Dichloroethene	ND		0.20	0.18	ug/m3			11/27/19 12:21	1
cis-1,3-Dichloropropene	ND		0.91	0.15	ug/m3			11/27/19 12:21	1
Cumene	ND		0.98	0.17	ug/m3			11/27/19 12:21	1
Cyclohexane	ND		0.69	0.16	ug/m3			11/27/19 12:21	1
Dibromochloromethane	ND		1.7	0.31	ug/m3			11/27/19 12:21	1
Dichlorodifluoromethane	ND		2.5	0.54	ug/m3			11/27/19 12:21	1
Ethylbenzene	ND		0.87	0.27	ug/m3			11/27/19 12:21	1
Freon 22	ND		1.8	0.42	ug/m3			11/27/19 12:21	1
Freon TF	ND		1.5	0.29	ug/m3			11/27/19 12:21	1
Hexachlorobutadiene	ND		2.1	0.81	ug/m3			11/27/19 12:21	1
Isopropyl alcohol	ND		12	1.2	ug/m3			11/27/19 12:21	1
m,p-Xylene	ND		2.2	0.43	ug/m3			11/27/19 12:21	1
Methyl Butyl Ketone (2-Hexanone)	ND		2.0	0.20	ug/m3			11/27/19 12:21	1
Methyl Ethyl Ketone	ND		1.5	0.21	ug/m3			11/27/19 12:21	1
methyl isobutyl ketone	ND		2.0	0.15	ug/m3			11/27/19 12:21	1
Methyl methacrylate	ND		2.0	0.14	ug/m3			11/27/19 12:21	1
Methyl tert-butyl ether	ND		0.72	0.12	ug/m3			11/27/19 12:21	1
Methylene Chloride	ND		1.7	0.94	ug/m3			11/27/19 12:21	1

Method: TO-15 - Volatile Organic Compounds in Ambient Air (Continued)

Lab Sample ID: MB 200-150230/4
Matrix: Air
Analysis Batch: 150230

Client Sample ID: Method Blank
Prep Type: Total/NA

Analyte	MB Result	MB Qualifier	RL	MDL	Unit	D	Prepared	Analyzed	Dil Fac
Naphthalene	ND		2.6	0.89	ug/m3			11/27/19 12:21	1
n-Butane	ND		1.2	0.26	ug/m3			11/27/19 12:21	1
n-Butylbenzene	ND		1.1	0.21	ug/m3			11/27/19 12:21	1
n-Heptane	ND		0.82	0.23	ug/m3			11/27/19 12:21	1
n-Hexane	ND		0.70	0.70	ug/m3			11/27/19 12:21	1
n-Propylbenzene	ND		0.98	0.19	ug/m3			11/27/19 12:21	1
sec-Butylbenzene	ND		1.1	0.19	ug/m3			11/27/19 12:21	1
Styrene	ND		0.85	0.17	ug/m3			11/27/19 12:21	1
tert-Butyl alcohol	ND		15	0.12	ug/m3			11/27/19 12:21	1
tert-Butylbenzene	ND		1.1	0.19	ug/m3			11/27/19 12:21	1
Tetrachloroethene	ND		1.4	0.22	ug/m3			11/27/19 12:21	1
Tetrahydrofuran	ND		15	0.19	ug/m3			11/27/19 12:21	1
Toluene	ND		0.75	0.41	ug/m3			11/27/19 12:21	1
trans-1,2-Dichloroethene	ND		0.79	0.17	ug/m3			11/27/19 12:21	1
trans-1,3-Dichloropropene	ND		0.91	0.18	ug/m3			11/27/19 12:21	1
Trichloroethene	ND		0.19	0.19	ug/m3			11/27/19 12:21	1
Trichlorofluoromethane	ND		1.1	0.34	ug/m3			11/27/19 12:21	1
Vinyl chloride	ND		0.20	0.11	ug/m3			11/27/19 12:21	1
Xylene (total)	ND		3.0	0.21	ug/m3			11/27/19 12:21	1
Xylene, o-	ND		0.87	0.21	ug/m3			11/27/19 12:21	1

Lab Sample ID: LCS 200-150230/3
Matrix: Air
Analysis Batch: 150230

Client Sample ID: Lab Control Sample
Prep Type: Total/NA

Analyte	Spike Added	LCS Result	LCS Qualifier	Unit	D	%Rec	%Rec. Limits
1,1,1-Trichloroethane	10.0	10.3		ppb v/v		103	72 - 127
1,1,2,2-Tetrachloroethane	10.0	10.5		ppb v/v		105	74 - 126
1,1,2-Trichloroethane	10.0	10.1		ppb v/v		101	75 - 126
1,1-Dichloroethane	10.0	8.91		ppb v/v		89	66 - 130
1,1-Dichloroethene	10.0	9.06		ppb v/v		91	68 - 120
1,2,4-Trichlorobenzene	10.0	12.0		ppb v/v		120	50 - 150
1,2,4-Trimethylbenzene	10.0	10.9		ppb v/v		109	71 - 129
1,2-Dibromoethane	10.0	11.3		ppb v/v		113	78 - 122
1,2-Dichlorobenzene	10.0	11.9		ppb v/v		119	68 - 129
1,2-Dichloroethane	10.0	9.38		ppb v/v		94	68 - 135
1,2-Dichloropropane	10.0	9.71		ppb v/v		97	69 - 128
1,2-Dichlorotetrafluoroethane	10.0	10.7		ppb v/v		107	71 - 141
1,3,5-Trimethylbenzene	10.0	10.9		ppb v/v		109	72 - 126
1,3-Butadiene	10.0	10.4		ppb v/v		104	58 - 139
1,3-Dichlorobenzene	10.0	11.0		ppb v/v		111	69 - 131
1,4-Dichlorobenzene	10.0	11.1		ppb v/v		111	67 - 132
1,4-Dioxane	10.0	10.7		ppb v/v		107	66 - 129
2,2,4-Trimethylpentane	10.0	9.90		ppb v/v		99	68 - 131
2-Chlorotoluene	10.0	10.5		ppb v/v		105	74 - 126
3-Chloropropene	10.0	6.17		ppb v/v		62	50 - 150
4-Ethyltoluene	10.0	11.0		ppb v/v		110	75 - 129
4-Isopropyltoluene	10.0	11.8		ppb v/v		118	68 - 130
Acetone	10.0	10.0		ppb v/v		100	54 - 154

Method: TO-15 - Volatile Organic Compounds in Ambient Air (Continued)

Lab Sample ID: LCS 200-150230/3
Matrix: Air
Analysis Batch: 150230

Client Sample ID: Lab Control Sample
Prep Type: Total/NA

Analyte	Spike Added	LCS Result	LCS Qualifier	Unit	D	%Rec	%Rec. Limits
Benzene	10.0	9.71		ppb v/v		97	73 - 119
Benzyl chloride	10.0	11.0		ppb v/v		110	60 - 136
Bromodichloromethane	10.0	10.2		ppb v/v		102	75 - 127
Bromoethene(Vinyl Bromide)	10.0	10.1		ppb v/v		101	75 - 125
Bromoform	10.0	10.4		ppb v/v		104	53 - 149
Bromomethane	10.0	10.1		ppb v/v		101	72 - 124
Carbon disulfide	10.0	9.82		ppb v/v		98	71 - 138
Carbon tetrachloride	10.0	10.0		ppb v/v		100	71 - 133
Chlorobenzene	10.0	10.7		ppb v/v		107	76 - 119
Chloroethane	10.0	10.6		ppb v/v		106	68 - 130
Chloroform	10.0	9.71		ppb v/v		97	73 - 124
Chloromethane	10.0	9.54		ppb v/v		95	56 - 141
cis-1,2-Dichloroethene	10.0	8.99		ppb v/v		90	72 - 121
cis-1,3-Dichloropropene	10.0	10.2		ppb v/v		102	74 - 125
Cumene	10.0	11.0		ppb v/v		110	73 - 123
Cyclohexane	10.0	10.0		ppb v/v		100	76 - 124
Dibromochloromethane	10.0	11.4		ppb v/v		114	73 - 125
Dichlorodifluoromethane	10.0	10.8		ppb v/v		109	61 - 142
Ethylbenzene	10.0	10.5		ppb v/v		105	74 - 122
Freon 22	10.0	10.2		ppb v/v		103	60 - 147
Freon TF	10.0	10.5		ppb v/v		105	70 - 121
Hexachlorobutadiene	10.0	12.1		ppb v/v		121	58 - 130
Isopropyl alcohol	10.0	9.94		ppb v/v		99	53 - 142
m,p-Xylene	20.0	21.3		ppb v/v		106	76 - 121
Methyl Butyl Ketone (2-Hexanone)	10.0	10.8		ppb v/v		108	57 - 143
Methyl Ethyl Ketone	10.0	9.92		ppb v/v		99	72 - 124
methyl isobutyl ketone	10.0	10.2		ppb v/v		102	58 - 144
Methyl methacrylate	10.0	10.3		ppb v/v		103	73 - 129
Methyl tert-butyl ether	10.0	10.5		ppb v/v		105	70 - 127
Methylene Chloride	10.0	9.45		ppb v/v		95	59 - 137
Naphthalene	10.0	11.2		ppb v/v		112	50 - 150
n-Butane	10.0	11.1		ppb v/v		112	53 - 151
n-Butylbenzene	10.0	11.7		ppb v/v		117	65 - 137
n-Heptane	10.0	9.97		ppb v/v		100	60 - 142
n-Hexane	10.0	9.53		ppb v/v		95	63 - 138
n-Propylbenzene	10.0	10.9		ppb v/v		109	73 - 127
sec-Butylbenzene	10.0	11.0		ppb v/v		110	70 - 128
Styrene	10.0	11.5		ppb v/v		115	74 - 125
tert-Butyl alcohol	10.0	11.0		ppb v/v		110	66 - 132
tert-Butylbenzene	10.0	10.9		ppb v/v		109	71 - 125
Tetrachloroethene	10.0	10.0		ppb v/v		100	70 - 125
Tetrahydrofuran	10.0	9.93		ppb v/v		99	60 - 149
Toluene	10.0	10.0		ppb v/v		100	75 - 122
trans-1,2-Dichloroethene	10.0	9.44		ppb v/v		94	69 - 137
trans-1,3-Dichloropropene	10.0	10.1		ppb v/v		101	74 - 128
Trichloroethene	10.0	9.31		ppb v/v		93	73 - 122
Trichlorofluoromethane	10.0	10.0		ppb v/v		100	70 - 129
Vinyl chloride	10.0	10.5		ppb v/v		105	61 - 135

Method: TO-15 - Volatile Organic Compounds in Ambient Air (Continued)

Lab Sample ID: LCS 200-150230/3
Matrix: Air
Analysis Batch: 150230

Client Sample ID: Lab Control Sample
Prep Type: Total/NA

Analyte	Spike Added	LCS Result	LCS Qualifier	Unit	D	%Rec	%Rec. Limits
Xylene, o-	10.0	10.8		ppb v/v		108	73 - 123

Analyte	Spike Added	LCS Result	LCS Qualifier	Unit	D	%Rec	%Rec. Limits
1,1,1-Trichloroethane	55	56.2		ug/m3		103	72 - 127
1,1,2,2-Tetrachloroethane	69	71.8		ug/m3		105	74 - 126
1,1,2-Trichloroethane	55	55.2		ug/m3		101	75 - 126
1,1-Dichloroethane	40	36.1		ug/m3		89	66 - 130
1,1-Dichloroethene	40	35.9		ug/m3		91	68 - 120
1,2,4-Trichlorobenzene	74	89.1		ug/m3		120	50 - 150
1,2,4-Trimethylbenzene	49	53.8		ug/m3		109	71 - 129
1,2-Dibromoethane	77	86.7		ug/m3		113	78 - 122
1,2-Dichlorobenzene	60	71.5		ug/m3		119	68 - 129
1,2-Dichloroethane	40	38.0		ug/m3		94	68 - 135
1,2-Dichloropropane	46	44.9		ug/m3		97	69 - 128
1,2-Dichlorotetrafluoroethane	70	75.1		ug/m3		107	71 - 141
1,3,5-Trimethylbenzene	49	53.6		ug/m3		109	72 - 126
1,3-Butadiene	22	23.0		ug/m3		104	58 - 139
1,3-Dichlorobenzene	60	66.4		ug/m3		111	69 - 131
1,4-Dichlorobenzene	60	66.9		ug/m3		111	67 - 132
1,4-Dioxane	36	38.6		ug/m3		107	66 - 129
2,2,4-Trimethylpentane	47	46.3		ug/m3		99	68 - 131
2-Chlorotoluene	52	54.6		ug/m3		105	74 - 126
3-Chloropropene	31	19.3		ug/m3		62	50 - 150
4-Ethyltoluene	49	54.2		ug/m3		110	75 - 129
4-Isopropyltoluene	55	64.8		ug/m3		118	68 - 130
Acetone	24	23.8		ug/m3		100	54 - 154
Benzene	32	31.0		ug/m3		97	73 - 119
Benzyl chloride	52	57.0		ug/m3		110	60 - 136
Bromodichloromethane	67	68.5		ug/m3		102	75 - 127
Bromoethene(Vinyl Bromide)	44	44.2		ug/m3		101	75 - 125
Bromoform	100	107		ug/m3		104	53 - 149
Bromomethane	39	39.2		ug/m3		101	72 - 124
Carbon disulfide	31	30.6		ug/m3		98	71 - 138
Carbon tetrachloride	63	63.0		ug/m3		100	71 - 133
Chlorobenzene	46	49.5		ug/m3		107	76 - 119
Chloroethane	26	28.0		ug/m3		106	68 - 130
Chloroform	49	47.4		ug/m3		97	73 - 124
Chloromethane	21	19.7		ug/m3		95	56 - 141
cis-1,2-Dichloroethene	40	35.7		ug/m3		90	72 - 121
cis-1,3-Dichloropropene	45	46.4		ug/m3		102	74 - 125
Cumene	49	54.1		ug/m3		110	73 - 123
Cyclohexane	34	34.6		ug/m3		100	76 - 124
Dibromochloromethane	85	97.1		ug/m3		114	73 - 125
Dichlorodifluoromethane	49	53.7		ug/m3		109	61 - 142
Ethylbenzene	43	45.8		ug/m3		105	74 - 122
Freon 22	35	36.2		ug/m3		103	60 - 147
Freon TF	77	80.2		ug/m3		105	70 - 121
Hexachlorobutadiene	110	130		ug/m3		121	58 - 130
Isopropyl alcohol	25	24.4		ug/m3		99	53 - 142

Method: TO-15 - Volatile Organic Compounds in Ambient Air (Continued)

Lab Sample ID: LCS 200-150230/3
Matrix: Air
Analysis Batch: 150230

Client Sample ID: Lab Control Sample
Prep Type: Total/NA

Analyte	Spike Added	LCS Result	LCS Qualifier	Unit	D	%Rec	%Rec. Limits
m,p-Xylene	87	92.4		ug/m3		106	76 - 121
Methyl Butyl Ketone (2-Hexanone)	41	44.4		ug/m3		108	57 - 143
Methyl Ethyl Ketone	29	29.2		ug/m3		99	72 - 124
methyl isobutyl ketone	41	41.6		ug/m3		102	58 - 144
Methyl methacrylate	41	42.2		ug/m3		103	73 - 129
Methyl tert-butyl ether	36	37.8		ug/m3		105	70 - 127
Methylene Chloride	35	32.8		ug/m3		95	59 - 137
Naphthalene	52	58.9		ug/m3		112	50 - 150
n-Butane	24	26.5		ug/m3		112	53 - 151
n-Butylbenzene	55	64.3		ug/m3		117	65 - 137
n-Heptane	41	40.9		ug/m3		100	60 - 142
n-Hexane	35	33.6		ug/m3		95	63 - 138
n-Propylbenzene	49	53.8		ug/m3		109	73 - 127
sec-Butylbenzene	55	60.1		ug/m3		110	70 - 128
Styrene	43	48.9		ug/m3		115	74 - 125
tert-Butyl alcohol	30	33.2		ug/m3		110	66 - 132
tert-Butylbenzene	55	59.7		ug/m3		109	71 - 125
Tetrachloroethene	68	67.9		ug/m3		100	70 - 125
Tetrahydrofuran	29	29.3		ug/m3		99	60 - 149
Toluene	38	37.8		ug/m3		100	75 - 122
trans-1,2-Dichloroethene	40	37.4		ug/m3		94	69 - 137
trans-1,3-Dichloropropene	45	45.9		ug/m3		101	74 - 128
Trichloroethene	54	50.0		ug/m3		93	73 - 122
Trichlorofluoromethane	56	56.3		ug/m3		100	70 - 129
Vinyl chloride	26	26.8		ug/m3		105	61 - 135
Xylene, o-	43	46.9		ug/m3		108	73 - 123

QC Association Summary

Client: GHD Services Inc.
Project/Site: 058507, GM-Lockport SSOW 256039

Job ID: 200-51664-1

Air - GC/MS VOA

Analysis Batch: 150178

Lab Sample ID	Client Sample ID	Prep Type	Matrix	Method	Prep Batch
200-51664-1	IA-1-112519	Total/NA	Air	TO-15	
200-51664-2	IA-2-112519	Total/NA	Air	TO-15	
200-51664-3	OA-1-112519	Total/NA	Air	TO-15	
MB 200-150178/4	Method Blank	Total/NA	Air	TO-15	
LCS 200-150178/3	Lab Control Sample	Total/NA	Air	TO-15	

Analysis Batch: 150230

Lab Sample ID	Client Sample ID	Prep Type	Matrix	Method	Prep Batch
200-51664-1 - DL	IA-1-112519	Total/NA	Air	TO-15	
200-51664-2 - DL	IA-2-112519	Total/NA	Air	TO-15	
MB 200-150230/4	Method Blank	Total/NA	Air	TO-15	
LCS 200-150230/3	Lab Control Sample	Total/NA	Air	TO-15	

Lab Chronicle

Client: GHD Services Inc.
Project/Site: 058507, GM-Lockport SSOW 256039

Job ID: 200-51664-1

Client Sample ID: IA-1-112519
Lab Sample ID: 200-51664-1

Date Collected: 11/25/19 16:02
Matrix: Air
Date Received: 11/26/19 10:15

Prep Type	Batch Type	Batch Method	Run	Dilution Factor	Batch Number	Prepared or Analyzed	Analyst	Lab
Total/NA	Analysis	TO-15		1	150178	11/27/19 01:56	A1B	TAL BUR
Total/NA	Analysis	TO-15	DL	4	150230	11/27/19 15:56	TPB	TAL BUR

Client Sample ID: IA-2-112519
Lab Sample ID: 200-51664-2

Date Collected: 11/25/19 14:34
Matrix: Air
Date Received: 11/26/19 10:15

Prep Type	Batch Type	Batch Method	Run	Dilution Factor	Batch Number	Prepared or Analyzed	Analyst	Lab
Total/NA	Analysis	TO-15		1	150178	11/27/19 02:46	A1B	TAL BUR
Total/NA	Analysis	TO-15	DL	4	150230	11/27/19 16:46	TPB	TAL BUR

Client Sample ID: OA-1-112519
Lab Sample ID: 200-51664-3

Date Collected: 11/25/19 14:38
Matrix: Air
Date Received: 11/26/19 10:15

Prep Type	Batch Type	Batch Method	Run	Dilution Factor	Batch Number	Prepared or Analyzed	Analyst	Lab
Total/NA	Analysis	TO-15		1	150178	11/27/19 06:05	A1B	TAL BUR

Laboratory References:

TAL BUR = Eurofins TestAmerica, Burlington, 30 Community Drive, Suite 11, South Burlington, VT 05403, TEL (802)660-1990

Accreditation/Certification Summary

Client: GHD Services Inc.
Project/Site: 058507, GM-Lockport SSOW 256039

Job ID: 200-51664-1

Laboratory: Eurofins TestAmerica, Burlington

Unless otherwise noted, all analytes for this laboratory were covered under each accreditation/certification below.

Authority	Program	Identification Number	Expiration Date
New York	NELAP	10391	04-01-20

The following analytes are included in this report, but the laboratory is not certified by the governing authority. This list may include analytes for which the agency does not offer certification.

Analysis Method	Prep Method	Matrix	Analyte
TO-15		Air	1,2-Dichloroethene, Total
TO-15		Air	4-Ethyltoluene
TO-15		Air	4-Isopropyltoluene
TO-15		Air	Cumene
TO-15		Air	Freon 22
TO-15		Air	Methyl Butyl Ketone (2-Hexanone)
TO-15		Air	n-Butane
TO-15		Air	n-Butylbenzene
TO-15		Air	n-Propylbenzene
TO-15		Air	sec-Butylbenzene
TO-15		Air	tert-Butylbenzene
TO-15		Air	Tetrahydrofuran

Laboratory: Eurofins TestAmerica, Buffalo

All accreditations/certifications held by this laboratory are listed. Not all accreditations/certifications are applicable to this report.

Authority	Program	Identification Number	Expiration Date
Arkansas DEQ	State	88-0686	07-06-20
California	State	2931	04-01-20
Connecticut	State	PH-0568	09-30-20
Florida	NELAP	E87672	06-30-20
Georgia	State	10026 (NY)	03-31-20
Georgia	State Program	10026 (NY)	03-31-20
Georgia (DW)	State	956	03-31-20
Iowa	State	374	02-28-21
Kansas	NELAP	E-10187	01-31-20
Kentucky (DW)	State	90029	12-31-20
Kentucky (UST)	State	30	03-31-20
Kentucky (WW)	State	KY90029	12-31-20
Louisiana	NELAP	02031	06-30-20
Maine	State	NY00044	12-05-20
Maryland	State	294	03-31-20
Massachusetts	State	M-NY044	06-30-20
Michigan	State	9937	03-31-20
Minnesota	NELAP	1524384	12-31-19
New Jersey	NELAP	NY455	06-30-20
New York	NELAP	10026	04-01-20
North Dakota	State	R-176	03-31-20
Oklahoma	State	9421	09-01-20
Oregon	NELAP	NY200003	06-10-20
Pennsylvania	NELAP	68-00281	07-31-20
Rhode Island	State	LAO00328	12-30-20
Tennessee	State	02970	03-31-20
Texas	NELAP	T104704412-18-10	08-01-20
USDA	US Federal Programs	P330-18-00039	02-06-21
Virginia	NELAP	460185	09-14-20

Accreditation/Certification Summary

Client: GHD Services Inc.
Project/Site: 058507, GM-Lockport SSOW 256039

Job ID: 200-51664-1

Laboratory: Eurofins TestAmerica, Buffalo (Continued)

All accreditations/certifications held by this laboratory are listed. Not all accreditations/certifications are applicable to this report.

Authority	Program	Identification Number	Expiration Date
Washington	State	C784	02-10-20
Wisconsin	State	998310390	08-31-20

Method Summary

Client: GHD Services Inc.
Project/Site: 058507, GM-Lockport SSOW 256039

Job ID: 200-51664-1

Method	Method Description	Protocol	Laboratory
TO-15	Volatile Organic Compounds in Ambient Air	EPA	TAL BUR

Protocol References:

EPA = US Environmental Protection Agency

Laboratory References:

TAL BUR = Eurofins TestAmerica, Burlington, 30 Community Drive, Suite 11, South Burlington, VT 05403, TEL (802)660-1990

Sample Summary

Client: GHD Services Inc.
Project/Site: 058507, GM-Lockport SSOW 256039

Job ID: 200-51664-1

Lab Sample ID	Client Sample ID	Matrix	Collected	Received	Asset ID
200-51664-1	IA-1-112519	Air	11/25/19 16:02	11/26/19 10:15	Air Canister (6-Liter) #2880
200-51664-2	IA-2-112519	Air	11/25/19 14:34	11/26/19 10:15	Air Canister (6-Liter) #2720
200-51664-3	OA-1-112519	Air	11/25/19 14:38	11/26/19 10:15	Air Canister (6-Liter) #3349

Eurofins TestAmerica, Burlington
30 Community Drive
Suite 11
South Burlington, VT 05403-6809
phone 802.660.1990 fax 802.660.1919

Canister Samples Chain of Custody Record

TestAmerica Laboratories, Inc. assumes no liability with respect to the collection and shipment of these samples.

eurofins | Environment Testing TestAmerica

TestAmerica Laboratories, Inc. d/b/a Eurofins TestAmerica

Client Contact Information
Company Name: GZA
Address: 300 Pearl St. Suite 700
City/State/Zip Buffalo, NY 14202
Phone: 716-685-2300
FAX:
Project Name: GM Lockport
Site/Location:
PO# Proj. Ref. 058507

Client Project Manager: T. Bohlen
Phone: 716-844-7050
Email: thomas.bohlen@gza.com
Site Contact: T. Bohlen
Tel/Fax 716-844-7050
Analysis Turnaround Time
Standard (Specific): std
Rush (Specify):

Samples Collected By: T. Bohlen / P. Nyzmyk

COC No: 1 of 1 COCs

For Lab Use Only:
Walk-In Client:
Lab Sampling:
Job / SDG No.:
(See below for Add'l Items)

Sample Identification	Sample Start Date	Time Start	Sample End Date	Time Stop	Canister Vacuum in Field, "Hg (Start)	Canister Vacuum in Field, "Hg (Stop)	Flow Controller ID	Canister ID	TO-14/15 (Standard / Low Level)	TO-15 SIM	EPA 3C	EPA 25C	ASTM D-1946	EPA 15/16	Other (Please specify in notes section)	Sample Type	Indoor Air/Ambient Air	Sub-Slab	Soil Gas	Soil Vapor Extraction (SVE)	Landfill Gas	Other (Please specify in notes section)	Sample Specific Notes:
IA-1-112519	11/25/19	820	11/25	1602	>30	7	3480	2880	X	X													
IA-2-112519	↓	825	11/25	1434	27	6	3105	2720		X													
IA OA-1-112519	↓	835	11/25	1438	27	7	2616	3349	X														

200-51664 COC

Temperature (Fahrenheit)	Interior	Ambient
Start		
Stop	~80	44

Pressure (inches of Hg)	Interior	Ambient
Start		
Stop	~80	46

Special Instructions/QC Requirements & Comments:

Samples Shipped by:	Date / Time:	Samples Received by: TAB/Eurofins 16:40	11-25-19
Samples Relinquished by:	Date / Time: 11/25/19 1640	Received by: Samuel TABur	11/26/19 1015
Relinquished by:	Date / Time: 11/25/19 1700	Received by:	

Lab Use Only: Shipper Name: Opened by: Condition:

Form No. CA-C-WI-003, Rev. 2.13, dated 4/10/2019

ORIGIN ID:BTVA (716) 844-7050
TOM BOHLEN
GZA GEOENVIRONMENTAL, INC.
300 PEARL ST.
SUITE 700
BUFFALO, NY 14202
UNITED STATES US

SHIP DATE: 18NOV19
ACTWGT: 10.00 LB MAN
CAD: 000890364/CAFE3210

TO SAMPLE MANAGEMENT
EUROFINS TESTAMERICA BURLINGTON
30 COMMUNITY DRIVE
SUITE 11
SOUTH BURLINGTON VT 05403
(802) 923-1058
REF: S480-138431

RMA:

FedEx Express

J1811180420PM

FID 370648 25NOV19 BUFA 56AC1/F330/05A2

FedEx TRK# 1358 9907 5253 0221

TUE - 26 NOV 10:30A
PRIORITY OVERNIGHT

05403
VT-US
BTV

XH BTVA

Login Sample Receipt Checklist

Client: GHD Services Inc.

Job Number: 200-51664-1

Login Number: 51664
List Number: 1
Creator: Lavigne, Scott M

List Source: Eurofins TestAmerica, Burlington

Question	Answer	Comment
Radioactivity wasn't checked or is </= background as measured by a survey meter.	True	Lab does not accept radioactive samples.
The cooler's custody seal, if present, is intact.	True	Not present
Sample custody seals, if present, are intact.	True	
The cooler or samples do not appear to have been compromised or tampered with.	True	
Samples were received on ice.	N/A	Thermal preservation not required.
Cooler Temperature is acceptable.	True	
Cooler Temperature is recorded.	N/A	Thermal preservation not required.
COC is present.	True	
COC is filled out in ink and legible.	True	
COC is filled out with all pertinent information.	True	
Is the Field Sampler's name present on COC?	True	
There are no discrepancies between the containers received and the COC.	True	
Samples are received within Holding Time (excluding tests with immediate HTs)	True	
Sample containers have legible labels.	True	
Containers are not broken or leaking.	True	
Sample collection date/times are provided.	True	
Appropriate sample containers are used.	True	
Sample bottles are completely filled.	N/A	
Sample Preservation Verified.	True	
There is sufficient vol. for all requested analyses, incl. any requested MS/MSDs	True	
Containers requiring zero headspace have no headspace or bubble is <6mm (1/4").	True	
Multiphasic samples are not present.	True	
Samples do not require splitting or compositing.	True	
Residual Chlorine Checked.	N/A	

Pre-Shipment Clean Canister Certification Report

Canister Cleaning & Pre-Shipment Leak Test

System ID	Max DF#	# Cycles	Cleaning Start Date/Time		System Start Temp(s):		Technician	Can Size	Certification Type:
Bottom Rack	10	50	10/27/2019	1400	21	21	SML	6 liter	batch

Port	Can ID	Initial[1] (psia)	Final (psia)	Diff.[3]	Final ("Hg)	Initial Reading Gauge:	Date:	Time:	Tech:	Temp:	Final Reading Gauge:	Date:	Time:	Tech:	Temp:
1	2880	101	101	Ø	29.7	G26	10/28/19	0950	Sm	21.0	G26	11/15/19	1055	Sm	21.0
2	5099		101	Ø	29.7	G26					G26				
3	2659		101	Ø	29.7	G26					G26				
4	5614		101	Ø	29.7	G26					G26				
5	5963		101	Ø	29.7	G26					G26				
6	3349		101	Ø	29.7	G26					G26				
7	2720		119	18	29.7	G26					G26				
8	2851		101	Ø	29.7	G26					G26				
9	3541	101	101	Ø	29.6	G26	11/15/19	1110	Sm	21.0	G26	11/18/19	0955	Sm	21.0
10	3084	101	101	Ø	29.7	G26	10/28/19	0950	Sm	21.0	G26	11/15/19	1055	SML	21.0
11	6264		101	Ø	29.7	G26					G26				
12	5618		101	Ø	29.7	G26					G26				

[1] Batch Certification: The reading is taken on the "batch" canister and this value is used as the initial pressure for all canisters in the batch.

[3] Difference = Final Pressure - Initial Pressure . Acceptance Criteria: (1) The difference must be less than or equal to + 0.25psi. (2) Pressure readings must be at least 24 hours apart.

If time frame was not met, the PM must authorize shipment of canister **PM Authorization** **Date:**

Clean Canister Certification Analysis & Authorization of Release to Inventory

Test Method: ☒ TO15 Routine ☐ TO15 LL

Can ID	Date	Sequence	Analyst	Inventory Level 1	2	3	4	Secondary Review Limited	Review Date	Reviewer
3541	10/29/19	38444	JTB		XXXXXX				10/29/19	VP

Inventory Level 1: Individual Canister Certification (TO15LL 0.01).

Inventory Level 2: Individual or Batch Certification (TO15 0.04 ppbv).

Inventory Level 3: Individual or Batch Certification (TO15 0.2 ppbv).

Inventory Level Limited: Canisters may only be used for certain projects.

Dup Tees/Vac gauges (enter IDs if included):

Comments:

Form ID: FAI023:12
Revision Date: 12/18/2018

TestAmerica Burlington

200-51210-A-9
3541
Location: Air-Storage
Bottle: Summa Canister 6L
Sampled: 10/28/2019 12:00 AM 200-1334646

Loc: 200
51210
#9
A

FORM I
AIR - GC/MS VOA ORGANICS ANALYSIS DATA SHEET

Lab Name: Eurofins TestAmerica, Burlington Job No.: 200-51210-1

SDG No.:

Client Sample ID: 3541 Lab Sample ID: 200-51210-9

Matrix: Air Lab File ID: 38444-010.d

Analysis Method: TO-15 Date Collected: 10/28/2019 00:00

Sample wt/vol: 1000(mL) Date Analyzed: 10/28/2019 19:26

Soil Aliquot Vol: Dilution Factor: 0.2

Soil Extract Vol.: GC Column: RTX-624 ID: 0.32(mm)

% Moisture: Level: (low/med) Low

Analysis Batch No.: 148963 Units: ppb v/v

CAS NO.	COMPOUND NAME	RESULT	Q	RL	RL
115-07-1	Propylene	1.0	U	1.0	1.0
75-71-8	Dichlorodifluoromethane	0.10	U	0.10	0.10
75-45-6	Freon 22	0.10	U	0.10	0.10
76-14-2	1,2-Dichlorotetrafluoroethane	0.040	U	0.040	0.040
74-87-3	Chloromethane	0.10	U	0.10	0.10
106-97-8	n-Butane	0.10	U	0.10	0.10
75-01-4	Vinyl chloride	0.040	U	0.040	0.040
106-99-0	1,3-Butadiene	0.040	U	0.040	0.040
74-83-9	Bromomethane	0.040	U	0.040	0.040
75-00-3	Chloroethane	0.10	U	0.10	0.10
593-60-2	Bromoethene(Vinyl Bromide)	0.040	U	0.040	0.040
75-69-4	Trichlorofluoromethane	0.040	U	0.040	0.040
64-17-5	Ethanol	1.0	U	1.0	1.0
76-13-1	Freon TF	0.040	U	0.040	0.040
75-35-4	1,1-Dichloroethene	0.040	U	0.040	0.040
67-64-1	Acetone	1.0	U	1.0	1.0
67-63-0	Isopropyl alcohol	1.0	U	1.0	1.0
75-15-0	Carbon disulfide	0.10	U	0.10	0.10
107-05-1	3-Chloropropene	0.10	U	0.10	0.10
75-09-2	Methylene Chloride	0.10	U	0.10	0.10
75-65-0	tert-Butyl alcohol	1.0	U	1.0	1.0
1634-04-4	Methyl tert-butyl ether	0.040	U	0.040	0.040
156-60-5	trans-1,2-Dichloroethene	0.040	U	0.040	0.040
110-54-3	n-Hexane	0.040	U	0.040	0.040
75-34-3	1,1-Dichloroethane	0.040	U	0.040	0.040
108-05-4	Vinyl acetate	1.0	U	1.0	1.0
141-78-6	Ethyl acetate	1.0	U	1.0	1.0
78-93-3	Methyl Ethyl Ketone	0.10	U	0.10	0.10
156-59-2	cis-1,2-Dichloroethene	0.040	U	0.040	0.040
540-59-0	1,2-Dichloroethene, Total	0.080	U	0.080	0.080
67-66-3	Chloroform	0.040	U	0.040	0.040
109-99-9	Tetrahydrofuran	1.0	U	1.0	1.0
71-55-6	1,1,1-Trichloroethane	0.040	U	0.040	0.040
110-82-7	Cyclohexane	0.040	U	0.040	0.040
56-23-5	Carbon tetrachloride	0.040	U *	0.040	0.040
540-84-1	2,2,4-Trimethylpentane	0.040	U	0.040	0.040

FORM I TO-15

FORM I
AIR - GC/MS VOA ORGANICS ANALYSIS DATA SHEET

Lab Name: Eurofins TestAmerica, Burlington Job No.: 200-51210-1

SDG No.:

Client Sample ID: 3541 Lab Sample ID: 200-51210-9

Matrix: Air Lab File ID: 38444-010.d

Analysis Method: TO-15 Date Collected: 10/28/2019 00:00

Sample wt/vol: 1000(mL) Date Analyzed: 10/28/2019 19:26

Soil Aliquot Vol: Dilution Factor: 0.2

Soil Extract Vol.: GC Column: RTX-624 ID: 0.32(mm)

% Moisture: Level: (low/med) Low

Analysis Batch No.: 148963 Units: ppb v/v

CAS NO.	COMPOUND NAME	RESULT	Q	RL	RL
71-43-2	Benzene	0.040	U	0.040	0.040
107-06-2	1,2-Dichloroethane	0.040	U	0.040	0.040
142-82-5	n-Heptane	0.040	U	0.040	0.040
79-01-6	Trichloroethene	0.040	U	0.040	0.040
80-62-6	Methyl methacrylate	0.10	U	0.10	0.10
78-87-5	1,2-Dichloropropane	0.040	U	0.040	0.040
123-91-1	1,4-Dioxane	1.0	U	1.0	1.0
75-27-4	Bromodichloromethane	0.040	U	0.040	0.040
10061-01-5	cis-1,3-Dichloropropene	0.040	U	0.040	0.040
108-10-1	methyl isobutyl ketone	0.10	U	0.10	0.10
108-88-3	Toluene	0.040	U	0.040	0.040
10061-02-6	trans-1,3-Dichloropropene	0.040	U	0.040	0.040
79-00-5	1,1,2-Trichloroethane	0.040	U	0.040	0.040
127-18-4	Tetrachloroethene	0.040	U	0.040	0.040
591-78-6	Methyl Butyl Ketone (2-Hexanone)	0.10	U	0.10	0.10
124-48-1	Dibromochloromethane	0.040	U	0.040	0.040
106-93-4	1,2-Dibromoethane	0.040	U	0.040	0.040
108-90-7	Chlorobenzene	0.040	U	0.040	0.040
100-41-4	Ethylbenzene	0.040	U	0.040	0.040
179601-23-1	m,p-Xylene	0.10	U	0.10	0.10
95-47-6	Xylene, o-	0.040	U	0.040	0.040
1330-20-7	Xylene (total)	0.14	U	0.14	0.14
100-42-5	Styrene	0.040	U	0.040	0.040
75-25-2	Bromoform	0.040	U	0.040	0.040
98-82-8	Cumene	0.040	U	0.040	0.040
79-34-5	1,1,2,2-Tetrachloroethane	0.040	U	0.040	0.040
103-65-1	n-Propylbenzene	0.040	U	0.040	0.040
622-96-8	4-Ethyltoluene	0.040	U	0.040	0.040
108-67-8	1,3,5-Trimethylbenzene	0.040	U	0.040	0.040
95-49-8	2-Chlorotoluene	0.040	U	0.040	0.040
98-06-6	tert-Butylbenzene	0.040	U	0.040	0.040
95-63-6	1,2,4-Trimethylbenzene	0.040	U	0.040	0.040
135-98-8	sec-Butylbenzene	0.040	U	0.040	0.040
99-87-6	4-Isopropyltoluene	0.040	U	0.040	0.040
541-73-1	1,3-Dichlorobenzene	0.040	U	0.040	0.040
106-46-7	1,4-Dichlorobenzene	0.040	U	0.040	0.040

FORM I
AIR - GC/MS VOA ORGANICS ANALYSIS DATA SHEET

Lab Name: Eurofins TestAmerica, Burlington Job No.: 200-51210-1

SDG No.:

Client Sample ID: 3541 Lab Sample ID: 200-51210-9

Matrix: Air Lab File ID: 38444-010.d

Analysis Method: TO-15 Date Collected: 10/28/2019 00:00

Sample wt/vol: 1000(mL) Date Analyzed: 10/28/2019 19:26

Soil Aliquot Vol: Dilution Factor: 0.2

Soil Extract Vol.: GC Column: RTX-624 ID: 0.32(mm)

% Moisture: Level: (low/med) Low

Analysis Batch No.: 148963 Units: ppb v/v

CAS NO.	COMPOUND NAME	RESULT	Q	RL	RL
100-44-7	Benzyl chloride	0.040	U	0.040	0.040
104-51-8	n-Butylbenzene	0.040	U	0.040	0.040
95-50-1	1,2-Dichlorobenzene	0.040	U	0.040	0.040
120-82-1	1,2,4-Trichlorobenzene	0.10	U	0.10	0.10
87-68-3	Hexachlorobutadiene	0.040	U	0.040	0.040
91-20-3	Naphthalene	0.10	U	0.10	0.10

Eurofins TestAmerica, Burlington
Target Compound Quantitation Report

Data File: \\chromna\Burlington\ChromData\CHW.i\20191028-38444.b\38444-010.d
Lims ID: 200-51210-A-9
Client ID: 3541
Sample Type: Client
Inject. Date: 28-Oct-2019 19:26:30 ALS Bottle#: 9 Worklist Smp#: 10
Purge Vol: 200.000 mL Dil. Factor: 0.2000
Sample Info: 200-0038444-010
Misc. Info.: 51210-9
Operator ID: ggg Instrument ID: CHW.i

Method: \\chromna\Burlington\ChromData\CHW.i\20191028-38444.b\TO15_MasterMethod_(v1).m
Limit Group: AI_TO15_ICAL
Last Update: 29-Oct-2019 08:11:05 Calib Date: 01-Oct-2019 03:18:30
Integrator: RTE ID Type: Deconvolution ID
Quant Method: Internal Standard Quant By: Initial Calibration
Last ICal File: \\chromna\Burlington\ChromData\CHW.i\20190930-38027.b\38027-013.d

Column 1 : RTX-624 (0.32 mm) Det: MS SCAN
Process Host: CTX0326

First Level Reviewer: bourdeaut Date: 29-Oct-2019 08:13:46

Compound	Sig	RT (min.)	Adj RT (min.)	Dlt RT (min.)	Q	Response	OnCol Amt ppb v/v	Flags
1 Propene	41		4.057				ND	
2 Dichlorodifluoromethane	85		4.158				ND	
3 Chlorodifluoromethane	51		4.206				ND	
4 1,2-Dichloro-1,1,2,2-tetra	85		4.575				ND	
5 Chloromethane	50		4.661				ND	
7 Butane	43		5.009				ND	
6 Vinyl chloride	62		5.014				ND	
21 Butadiene	54		5.137				ND	
8 Bromomethane	94		5.870				ND	
9 Chloroethane	64		6.159				ND	
11 Vinyl bromide	106		6.592				ND	
12 Trichlorofluoromethane	101		6.769				ND	
14 Ethanol	45		7.202				ND	
17 1,1-Dichloroethene	96		7.866				ND	
19 1,1,2-Trichloro-1,2,2-trif	101		7.914				ND	
20 Acetone	43	8.010	7.983	0.027	99	6018	0.3764	
22 Carbon disulfide	76		8.261				ND	
23 Isopropyl alcohol	45	8.320	8.299	0.021	95	4719	0.2905	
25 3-Chloro-1-propene	41		8.588				ND	
26 Methylene Chloride	49	8.829	8.823	0.006	5	841	0.0691	
27 2-Methyl-2-propanol	59		9.048				ND	
29 trans-1,2-Dichloroethene	61		9.310				ND	
30 Methyl tert-butyl ether	73		9.374				ND	
32 Hexane	57		9.829				ND	
33 1,1-Dichloroethane	63		10.118				ND	
34 Vinyl acetate	43		10.134				ND	
S 38 1,2-Dichloroethene, Total	61		10.200				ND	
35 2-Butanone (MEK)	72		11.108				ND	
36 cis-1,2-Dichloroethene	96		11.124				ND	
37 Ethyl acetate	88		11.193				ND	
* 39 Chlorobromomethane	128	11.535	11.530	0.005	93	47846	10.0	

Compound	Sig	RT (min.)	Adj RT (min.)	Dlt RT (min.)	Q	Response	OnCol Amt ppb v/v	Flags
40 Tetrahydrofuran	42		11.589				ND	
41 Chloroform	83		11.707				ND	
42 1,1,1-Trichloroethane	97		12.022				ND	
43 Cyclohexane	84		12.167				ND	
44 Carbon tetrachloride	117		12.295				ND	
45 Benzene	78		12.653				ND	
46 1,2-Dichloroethane	62		12.744				ND	
47 Isooctane	57		12.867				ND	
48 n-Heptane	43		13.183				ND	
* 49 1,4-Difluorobenzene	114	13.408	13.402	0.006	98	245245	10.0	
51 Trichloroethene	95		13.830				ND	
53 1,2-Dichloropropane	63		14.312				ND	
54 Methyl methacrylate	69		14.392				ND	
55 1,4-Dioxane	88		14.430				ND	
56 Dibromomethane	174		14.467				ND	
57 Dichlorobromomethane	83		14.767				ND	
60 cis-1,3-Dichloropropene	75		15.580				ND	
61 4-Methyl-2-pentanone (MIBK	43		15.847				ND	
62 Toluene	92		16.232				ND	
64 trans-1,3-Dichloropropene	75		16.644				ND	
65 1,1,2-Trichloroethane	83		17.024				ND	
66 Tetrachloroethene	166		17.222				ND	
67 2-Hexanone	43		17.431				ND	
68 Chlorodibromomethane	129		17.762				ND	
69 Ethylene Dibromide	107		18.008				ND	
* 70 Chlorobenzene-d5	117	18.923	18.918	0.005	94	182141	10.0	
71 Chlorobenzene	112		18.977				ND	
72 Ethylbenzene	91		19.164				ND	
74 m-Xylene & p-Xylene	106		19.437				ND	
S 76 Xylenes, Total	106		20.100				ND	
77 o-Xylene	106		20.213				ND	
78 Styrene	104		20.239				ND	
79 Bromoform	173		20.587				ND	
80 Isopropylbenzene	105		20.897				ND	
81 1,1,2,2-Tetrachloroethane	83		21.411				ND	
83 N-Propylbenzene	91		21.609				ND	
84 2-Chlorotoluene	91		21.759				ND	
85 4-Ethyltoluene	105		21.817				ND	
86 1,3,5-Trimethylbenzene	105		21.914				ND	
89 tert-Butylbenzene	119		22.406				ND	
90 1,2,4-Trimethylbenzene	105		22.492				ND	
91 sec-Butylbenzene	105		22.738				ND	
92 1,3-Dichlorobenzene	146		22.914				ND	
93 4-Isopropyltoluene	119		22.957				ND	
94 1,4-Dichlorobenzene	146		23.053				ND	
95 Benzyl chloride	91		23.208				ND	
96 n-Butylbenzene	91		23.524				ND	
97 1,2-Dichlorobenzene	146		23.556				ND	
100 1,2,4-Trichlorobenzene	180		26.097				ND	
101 Hexachlorobutadiene	225		26.349				ND	
102 Naphthalene	128		26.595				ND	

Reagents:

ATTO15WISs_00004 Amount Added: 20.00 Units: mL Run Reagent

Report Date: 29-Oct-2019 08:13:47 Chrom Revision: 2.3 17-Oct-2019 22:00:42

Eurofins TestAmerica, Burlington

Data File:	\\chromna\Burlington\ChromData\CHW.i\20191028-38444.b\38444-010.d				
Injection Date:	28-Oct-2019 19:26:30	Instrument ID:	CHW.i	Operator ID:	ggg
Lims ID:	200-51210-A-9	Lab Sample ID:	200-51210-9	Worklist Smp#:	10
Client ID:	3541				
Purge Vol:	200.000 mL	Dil. Factor:	0.2000	ALS Bottle#:	9
Method:	TO15_MasterMethod_(v1)	Limit Group:	AI_TO15_ICAL		

Column: RTX-624 (0.32 mm) Y Scaling: Method Defined: Scale to the Nth Largest Target: 1

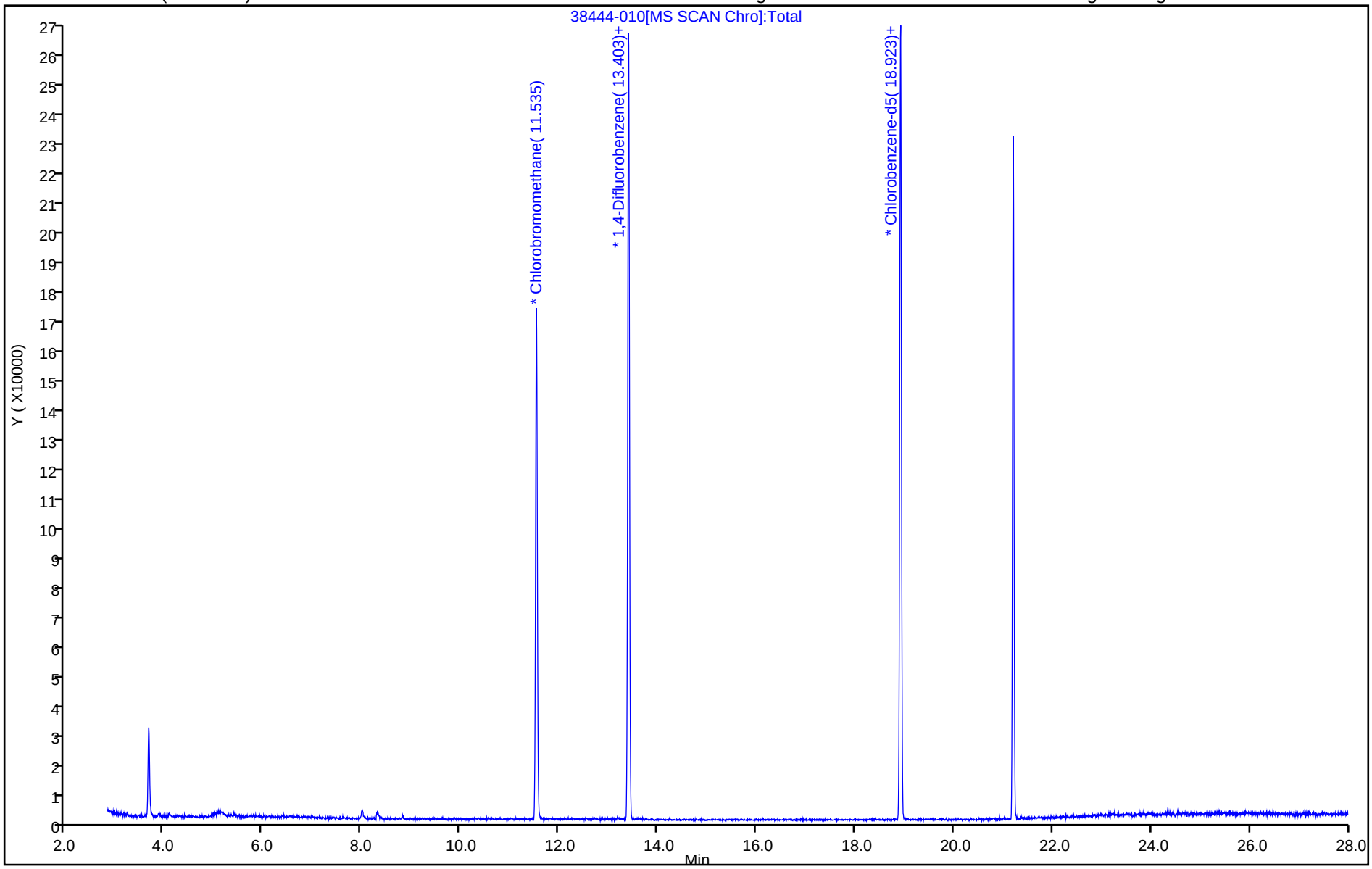

Memorandum

February 14, 2020

To:	Denis Conley [dconley@haleyaldrich.com]	Ref. No.:	058507-256039
From:	Kathy Willy/adh/274	Tel:	716-205-1942
CC:	Claire Mondello [cmondello@haleyaldrich.com] Tom Bohlen [thomas.bohlen@gza.com]		

Subject: **Analytical Results and Reduced Validation**
Air Sampling Event
GM Components Holdings (GMCH)
Lockport, New York
November 2019

1. Introduction

This document details a reduced validation of analytical results for air samples collected in support of the Air Sampling Event at the GM-Lockport site during November 2019. Samples were submitted to TestAmerica Laboratories, Inc. located in South Burlington, Vermont. A sample collection and analysis summary is presented in Table 1. The validated analytical results are summarized in Table 2. A summary of the analytical methodology is presented in Table 3.

Full Contract Laboratory Program (CLP) equivalent raw data deliverables were provided by the laboratory. Evaluation of the data was based on information obtained from the finished data sheets, chain of custody forms, blank data, duplicate data, and recovery data from laboratory control samples (LCS). The assessment of analytical and in-house data included checks for: data consistency by observing comparability of duplicate analyses, adherence to accuracy and precision criteria, and transmittal errors.

The Quality Assurance/Quality Control (QA/QC) criteria by which these data have been assessed are outlined in the analytical method referenced in Table 3 and applicable guidance from the document entitled:

i) "Contract Laboratory Program National Functional Guidelines for Superfund Organic Methods Data Review", United States Environmental Protection Agency (USEPA) 540-R-08-01, June 2008

This item will subsequently be referred to as the "Guidelines" in this Memorandum.

2. Sample Holding Time and Preservation

The sample holding time criteria for the analyses are summarized in Table 3. Sample chain of custody documents and analytical reports were used to determine sample holding times. All samples were analyzed within the required holding times.

All samples were properly received and stored by the laboratory.

3. Laboratory Blank Analyses

Method blanks are prepared from a purified matrix and analyzed with investigative samples to determine the existence and magnitude of sample contamination introduced during the analytical procedures.

For this study, laboratory method blanks were analyzed at a minimum frequency of 1 per 20 investigative samples and/or 1 per analytical batch.

All method blank results were non-detect, indicating that laboratory contamination was not a factor for this investigation with the exception of a low concentration of some volatile organic compounds (VOCs). Associated sample results with concentrations similar to that found in the method blank were considered to be a reflection of laboratory contamination and were qualified as non-detect. A summary of qualified results is presented in Table 4.

4. Laboratory Control Sample Analyses

LCS are prepared and analyzed as samples to assess the analytical efficiencies of the methods employed, independent of sample matrix effects.

For this study, LCS were analyzed at a minimum frequency of 1 per 20 investigative samples and/or 1 per analytical batch.

The LCS contained all compounds of interest. All LCS recoveries were within the laboratory control limits, demonstrating acceptable analytical accuracy.

5. Field QA/QC Samples

Field QA/QC samples were not submitted with this sampling event.

6. Analyte Reporting

The laboratory reported detected results down to the laboratory's method detection limit (MDL) for each analyte. Positive analyte detections less than the reporting limit (RL) but greater than the MDL were qualified as estimated (J) in Table 2 unless qualified otherwise in this memorandum. Non-detect results were presented as non-detect at the RL in Table 2.

7. Target Compound Identification

To minimize erroneous compound identification during organic analyses, qualitative criteria including compound retention time and mass spectra were evaluated according to the identification criteria established by the method. The organic compounds reported adhered to the specified identification criteria.

8. Conclusion

Based on the assessment detailed in the foregoing, the data summarized in Table 2 are acceptable with the specific qualification noted herein.

Table 1

Sample Collection and Analysis Summary
Air Sampling
GM Components Holdings (GMCH)
Lockport, New York
November 2019

Sample Identification	Location	Matrix	Collection Date (mm/dd/yyyy)	Collection Time (hr:min)	Analysis/Parameters TO-15
IA-1-112519	10-IA-1	Indoor Air	11/25/2019	16:02	x
IA-2-112519	10-IA-2	Indoor Air	11/25/2019	14:34	x
OA-1-112519	OA-1	Outdoor Air	11/25/2019	14:38	x

Table 2

Analytical Results Summary
Air Sampling
GM Components Holdings (GMCH)
Lockport, New York
November 2019

Location ID:		**10-IA-1**	**10-IA-2**	**OA-1**
Sample Name:		**IA-1-112519**	**IA-2-112519**	**OA-1-112519**
Sample Date:		**11/25/2019**	**11/25/2019**	**11/25/2019**
Parameters	**Unit**			
Volatile Organic Compounds				
1,1,1-Trichloroethane	ppbv	0.20 U	0.20 U	0.20 U
1,1,2,2-Tetrachloroethane	ppbv	0.20 U	0.20 U	0.20 U
1,1,2-Trichloroethane	ppbv	0.20 U	0.20 U	0.20 U
1,1-Dichloroethane	ppbv	0.20 U	0.20 U	0.20 U
1,1-Dichloroethene	ppbv	0.035 U	0.035 U	0.035 U
1,2,4-Trichlorobenzene	ppbv	0.50 U	0.50 U	0.50 U
1,2,4-Trimethylbenzene	ppbv	0.083 J	0.20 U	0.20 U
1,2-Dibromoethane (Ethylene dibromide)	ppbv	0.20 U	0.20 U	0.20 U
1,2-Dichlorobenzene	ppbv	0.20 U	0.20 U	0.20 U
1,2-Dichloroethane	ppbv	0.20 U	0.20 U	0.20 U
1,2-Dichloroethene (total)	ppbv	0.12 J	0.14 J	0.40 U
1,2-Dichloropropane	ppbv	0.20 U	0.20 U	0.20 U
1,2-Dichlorotetrafluoroethane (CFC 114)	ppbv	0.20 U	0.20 U	0.20 U
1,3,5-Trimethylbenzene	ppbv	0.20 U	0.20 U	0.20 U
1,3-Butadiene	ppbv	0.20 U	0.20 U	0.20 U
1,3-Dichlorobenzene	ppbv	0.20 U	0.20 U	0.20 U
1,4-Dichlorobenzene	ppbv	0.20 U	0.20 U	0.20 U
1,4-Dioxane	ppbv	5.0 U	5.0 U	5.0 U
2,2,4-Trimethylpentane	ppbv	0.20 U	0.20 U	0.20 U
2-Butanone (Methyl ethyl ketone) (MEK)	ppbv	0.33 J	0.27 J	0.13 J
2-Chlorotoluene	ppbv	0.20 U	0.20 U	0.20 U
2-Hexanone	ppbv	0.50 U	0.50 U	0.50 U
2-Phenylbutane (sec-Butylbenzene)	ppbv	0.20 U	0.20 U	0.20 U
4-Ethyl toluene	ppbv	0.20 U	0.20 U	0.20 U
4-Methyl-2-pentanone (Methyl isobutyl ketone) (MIBK)	ppbv	0.50 U	0.50 U	0.50 U
Acetone	ppbv	120	110	1.3 J
Allyl chloride	ppbv	0.50 U	0.50 U	0.50 U
Benzene	ppbv	0.39	0.31	0.11 J
Benzyl chloride	ppbv	0.20 U	0.20 U	0.20 U
Bromodichloromethane	ppbv	0.20 U	0.20 U	0.20 U
Bromoform	ppbv	0.20 U	0.20 U	0.20 U
Bromomethane (Methyl bromide)	ppbv	0.20 U	0.20 U	0.20 U
Butane	ppbv	3.9	3.1	1.0
Carbon disulfide	ppbv	0.50 U	0.50 U	0.50 U
Carbon tetrachloride	ppbv	0.065	0.061	0.057
Chlorobenzene	ppbv	0.20 U	0.20 U	0.20 U
Chlorodifluoromethane	ppbv	0.41 J	0.33 J	0.25 J
Chloroethane	ppbv	0.50 U	0.50 U	0.50 U
Chloroform (Trichloromethane)	ppbv	0.037 J	0.036 J	0.20 U
Chloromethane (Methyl chloride)	ppbv	0.48 J	0.48 J	0.43 J
cis-1,2-Dichloroethene	ppbv	0.12	0.14	0.050 U
cis-1,3-Dichloropropene	ppbv	0.20 U	0.20 U	0.20 U
Cyclohexane	ppbv	0.79	0.74	0.20 U
Cymene (p-Isopropyltoluene)	ppbv	0.056 J	0.20 U	0.20 U
Dibromochloromethane	ppbv	0.20 U	0.20 U	0.20 U

Table 2

Analytical Results Summary
Air Sampling
GM Components Holdings (GMCH)
Lockport, New York
November 2019

	Location ID:	**10-IA-1**	**10-IA-2**	**OA-1**
	Sample Name:	**IA-1-112519**	**IA-2-112519**	**OA-1-112519**
	Sample Date:	**11/25/2019**	**11/25/2019**	**11/25/2019**
Parameters	**Unit**			
Volatile Organic Compounds				
Dichlorodifluoromethane (CFC-12)	ppbv	0.34 J	0.31 J	0.32 J
Ethylbenzene	ppbv	0.21	0.16 J	0.20 U
Hexachlorobutadiene	ppbv	0.20 U	0.20 U	0.20 U
Hexane	ppbv	38	33	0.20 U
Isopropyl alcohol	ppbv	7.3	5.1	1.0 J
Isopropyl benzene	ppbv	0.20 U	0.20 U	0.20 U
m&p-Xylenes	ppbv	0.75	0.53	0.50 U
Methyl methacrylate	ppbv	0.50 U	0.047 J	0.50 U
Methyl tert butyl ether (MTBE)	ppbv	0.20 U	0.20 U	0.20 U
Methylene chloride	ppbv	0.50 U	0.50 U	0.50 U
N-Butylbenzene	ppbv	0.20 U	0.20 U	0.20 U
N-Heptane	ppbv	0.20	0.16 J	0.20 U
N-Propylbenzene	ppbv	0.20 U	0.20 U	0.20 U
Naphthalene	ppbv	0.50 U	0.50 U	0.50 U
o-Xylene	ppbv	0.19 J	0.14 J	0.20 U
Styrene	ppbv	0.057 J	0.20 U	0.20 U
tert-Butyl alcohol	ppbv	0.44 J	0.30 J	5.0 U
tert-Butylbenzene	ppbv	0.20 U	0.20 U	0.20 U
Tetrachloroethene	ppbv	0.80	0.72	0.20 U
Tetrahydrofuran	ppbv	5.0 U	5.0 U	5.0 U
Toluene	ppbv	52	48	0.20 U
trans-1,2-Dichloroethene	ppbv	0.20 U	0.20 U	0.20 U
trans-1,3-Dichloropropene	ppbv	0.20 U	0.20 U	0.20 U
Trichloroethene	ppbv	0.14	0.15	0.035 U
Trichlorofluoromethane (CFC-11)	ppbv	0.19 J	0.19 J	0.19 J
Trifluorotrichloroethane (CFC-113)	ppbv	0.065 J	0.068 J	0.064 J
Vinyl bromide (Bromoethene)	ppbv	0.20 U	0.20 U	0.20 U
Vinyl chloride	ppbv	0.080 U	0.044 J	0.080 U
Xylenes (total)	ppbv	0.94	0.67 J	0.70 U
1,1,1-Trichloroethane	µg/m3	1.1 U	1.1 U	1.1 U
1,1,2,2-Tetrachloroethane	µg/m3	1.4 U	1.4 U	1.4 U
1,1,2-Trichloroethane	µg/m3	1.1 U	1.1 U	1.1 U
1,1-Dichloroethane	µg/m3	0.81 U	0.81 U	0.81 U
1,1-Dichloroethene	µg/m3	0.14 U	0.14 U	0.14 U
1,2,4-Trichlorobenzene	µg/m3	3.7 U	3.7 U	3.7 U
1,2,4-Trimethylbenzene	µg/m3	0.41 J	0.98 U	0.98 U
1,2-Dibromoethane (Ethylene dibromide)	µg/m3	1.5 U	1.5 U	1.5 U
1,2-Dichlorobenzene	µg/m3	1.2 U	1.2 U	1.2 U
1,2-Dichloroethane	µg/m3	0.81 U	0.81 U	0.81 U
1,2-Dichloroethene (total)	µg/m3	0.48 J	0.56 J	1.6 U
1,2-Dichloropropane	µg/m3	0.92 U	0.92 U	0.92 U
1,2-Dichlorotetrafluoroethane (CFC 114)	µg/m3	1.4 U	1.4 U	1.4 U
1,3,5-Trimethylbenzene	µg/m3	0.98 U	0.98 U	0.98 U
1,3-Butadiene	µg/m3	0.44 U	0.44 U	0.44 U
1,3-Dichlorobenzene	µg/m3	1.2 U	1.2 U	1.2 U

Table 2

Analytical Results Summary
Air Sampling
GM Components Holdings (GMCH)
Lockport, New York
November 2019

Location ID:		**10-IA-1**	**10-IA-2**	**OA-1**
Sample Name:		**IA-1-112519**	**IA-2-112519**	**OA-1-112519**
Sample Date:		**11/25/2019**	**11/25/2019**	**11/25/2019**
Parameters	**Unit**			
Volatile Organic Compounds				
1,4-Dichlorobenzene	µg/m3	1.2 U	1.2 U	1.2 U
1,4-Dioxane	µg/m3	18 U	18 U	18 U
2,2,4-Trimethylpentane	µg/m3	0.93 U	0.93 U	0.93 U
2-Butanone (Methyl ethyl ketone) (MEK)	µg/m3	0.96 J	0.80 J	0.38 J
2-Chlorotoluene	µg/m3	1.0 U	1.0 U	1.0 U
2-Hexanone	µg/m3	2.0 U	2.0 U	2.0 U
2-Phenylbutane (sec-Butylbenzene)	µg/m3	1.1 U	1.1 U	1.1 U
4-Ethyl toluene	µg/m3	0.98 U	0.98 U	0.98 U
4-Methyl-2-pentanone (Methyl isobutyl ketone) (MIBK)	µg/m3	2.0 U	2.0 U	2.0 U
Acetone	µg/m3	280	260	3.1 J
Allyl chloride	µg/m3	1.6 U	1.6 U	1.6 U
Benzene	µg/m3	1.3	0.98	0.34 J
Benzyl chloride	µg/m3	1.0 U	1.0 U	1.0 U
Bromodichloromethane	µg/m3	1.3 U	1.3 U	1.3 U
Bromoform	µg/m3	2.1 U	2.1 U	2.1 U
Bromomethane (Methyl bromide)	µg/m3	0.78 U	0.78 U	0.78 U
Butane	µg/m3	9.2	7.5	2.4
Carbon disulfide	µg/m3	1.6 U	1.6 U	1.6 U
Carbon tetrachloride	µg/m3	0.41	0.38	0.36
Chlorobenzene	µg/m3	0.92 U	0.92 U	0.92 U
Chlorodifluoromethane	µg/m3	1.5 J	1.2 J	0.88 J
Chloroethane	µg/m3	1.3 U	1.3 U	1.3 U
Chloroform (Trichloromethane)	µg/m3	0.18 J	0.18 J	0.98 U
Chloromethane (Methyl chloride)	µg/m3	0.99 J	0.98 J	0.88 J
cis-1,2-Dichloroethene	µg/m3	0.48	0.57	0.20 U
cis-1,3-Dichloropropene	µg/m3	0.91 U	0.91 U	0.91 U
Cyclohexane	µg/m3	2.7	2.5	0.69 U
Cymene (p-Isopropyltoluene)	µg/m3	0.31 J	1.1 U	1.1 U
Dibromochloromethane	µg/m3	1.7 U	1.7 U	1.7 U
Dichlorodifluoromethane (CFC-12)	µg/m3	1.7 J	1.5 J	1.6 J
Ethylbenzene	µg/m3	0.93	0.72 J	0.87 U
Hexachlorobutadiene	µg/m3	2.1 U	2.1 U	2.1 U
Hexane	µg/m3	130	120	0.70 U
Isopropyl alcohol	µg/m3	18	12	2.5 J
Isopropyl benzene	µg/m3	0.98 U	0.98 U	0.98 U
m&p-Xylenes	µg/m3	3.3	2.3	2.2 U
Methyl methacrylate	µg/m3	2.0 U	0.19 J	2.0 U
Methyl tert butyl ether (MTBE)	µg/m3	0.72 U	0.72 U	0.72 U
Methylene chloride	µg/m3	1.7 U	1.7 U	1.7 U
N-Butylbenzene	µg/m3	1.1 U	1.1 U	1.1 U
N-Heptane	µg/m3	0.82	0.65 J	0.82 U
N-Propylbenzene	µg/m3	0.98 U	0.98 U	0.98 U
Naphthalene	µg/m3	2.6 U	2.6 U	2.6 U
o-Xylene	µg/m3	0.83 J	0.59 J	0.87 U
Styrene	µg/m3	0.24 J	0.85 U	0.85 U

Table 2

Analytical Results Summary
Air Sampling
GM Components Holdings (GMCH)
Lockport, New York
November 2019

Location ID:		**10-IA-1**	**10-IA-2**	**OA-1**
Sample Name:		**IA-1-112519**	**IA-2-112519**	**OA-1-112519**
Sample Date:		**11/25/2019**	**11/25/2019**	**11/25/2019**
Parameters	**Unit**			
Volatile Organic Compounds				
tert-Butyl alcohol	µg/m3	1.3 J	0.90 J	15 U
tert-Butylbenzene	µg/m3	1.1 U	1.1 U	1.1 U
Tetrachloroethene	µg/m3	5.4	4.9	1.4 U
Tetrahydrofuran	µg/m3	15 U	15 U	15 U
Toluene	µg/m3	200	180	0.75 U
trans-1,2-Dichloroethene	µg/m3	0.79 U	0.79 U	0.79 U
trans-1,3-Dichloropropene	µg/m3	0.91 U	0.91 U	0.91 U
Trichloroethene	µg/m3	0.74	0.78	0.19 U
Trichlorofluoromethane (CFC-11)	µg/m3	1.1 J	1.1 J	1.1 J
Trifluorotrichloroethane (CFC-113)	µg/m3	0.50 J	0.52 J	0.49 J
Vinyl bromide (Bromoethene)	µg/m3	0.87 U	0.87 U	0.87 U
Vinyl chloride	µg/m3	0.20 U	0.11 J	0.20 U
Xylenes (total)	µg/m3	4.1	2.9 J	3.0 U

Notes:

J - Estimated concentration
U - not detected at the associated reporting limit

Table 3

Analytical Methods
Air Sampling
GM Components Holdings (GMCH)
Lockport, New York
November 2019

Parameter	Method	Matrix	Preservation	Holding Time	
				Collection to Extraction (Days)	Collection or Extraction to Analysis (Days)
Volatile Organic Compounds (VOCs)	TO-15	Air	None	-	30

Notes:

- - Not applicable

Method Reference:
TO-15 - Compendium of Methods for the Determination of Toxic Organic Compounds in Ambient Air, EPA-625/R-96/010b, January 1999

Table 4

Qualified Sample Results Due to Analyte Concentrations in the Method Blanks
Air Sampling
GM Components Holdings (GMCH)
Lockport, New York
November 2019

Parameter	Analyte	Analysis Date (mm/dd/yyyy)	Blank Result *	Sample ID	Original Result	Qualified Result	Units
VOCs	4-Methyl-2-pentanone (Methyl isobutyl ketone) (MIBK)	11/27/2019	1.46 J	IA-1-112519	0.43 J	2.0 U	µg/m3
VOCs	4-Methyl-2-pentanone (Methyl isobutyl ketone) (MIBK)	11/27/2019	0.356 J	IA-1-112519	0.11 J	0.5 U	ppbv

Notes:

* - Blank result adjusted for sample factors where applicable
U - Not detected at the associated reporting limit
J - Estimated concentration
VOCs - Volatile Organic Compounds

eurofins | Environment Testing TestAmerica

ANALYTICAL REPORT

Eurofins TestAmerica, Burlington
30 Community Drive
Suite 11
South Burlington, VT 05403
Tel: (802)660-1990

Laboratory Job ID: 200-52793-1
Client Project/Site: 058507, GM-Lockport Air Samples

For:
GHD Services Inc.
2055 Niagara Falls Blvd., Suite 3
Niagara Falls, New York 14304

Attn: Kathleen Willy

Authorized for release by:
3/9/2020 2:18:50 PM

Denise Heckler, Project Manager II
(330)966-9477
denise.heckler@testamericainc.com

LINKS

Review your project results through TotalAccess

Have a Question? Ask The Expert

Visit us at: www.testamericainc.com

The test results in this report meet all 2003 NELAC and 2009 TNI requirements for accredited parameters, exceptions are noted in this report. This report may not be reproduced except in full, and with written approval from the laboratory. For questions please contact the Project Manager at the e-mail address or telephone number listed on this page.

This report has been electronically signed and authorized by the signatory. Electronic signature is intended to be the legally binding equivalent of a traditionally handwritten signature.

Results relate only to the items tested and the sample(s) as received by the laboratory.

Table of Contents

Cover Page 1
Table of Contents 2
Definitions/Glossary 3
Case Narrative 4
Detection Summary 5
Client Sample Results 10
QC Sample Results 27
QC Association Summary 34
Lab Chronicle 35
Certification Summary 37
Method Summary 39
Sample Summary 40
Chain of Custody 41
Receipt Checklists 44
Clean Canister Certification 45
Pre-Ship Certification 45
Clean Canister Data 49

Definitions/Glossary

Client: GHD Services Inc.
Project/Site: 058507, GM-Lockport Air Samples

Job ID: 200-52793-1

Qualifiers

Air - GC/MS VOA

Qualifier	Qualifier Description
*	LCS or LCSD is outside acceptance limits.
^	ICV,CCV,ICB,CCB, ISA, ISB, CRI, CRA, DLCK or MRL standard: Instrument related QC is outside acceptance limits.
B	Compound was found in the blank and sample.
E	Result exceeded calibration range.
J	Result is less than the RL but greater than or equal to the MDL and the concentration is an approximate value.

Glossary

Abbreviation	These commonly used abbreviations may or may not be present in this report.
¤	Listed under the "D" column to designate that the result is reported on a dry weight basis
%R	Percent Recovery
CFL	Contains Free Liquid
CNF	Contains No Free Liquid
DER	Duplicate Error Ratio (normalized absolute difference)
Dil Fac	Dilution Factor
DL	Detection Limit (DoD/DOE)
DL, RA, RE, IN	Indicates a Dilution, Re-analysis, Re-extraction, or additional Initial metals/anion analysis of the sample
DLC	Decision Level Concentration (Radiochemistry)
EDL	Estimated Detection Limit (Dioxin)
LOD	Limit of Detection (DoD/DOE)
LOQ	Limit of Quantitation (DoD/DOE)
MDA	Minimum Detectable Activity (Radiochemistry)
MDC	Minimum Detectable Concentration (Radiochemistry)
MDL	Method Detection Limit
ML	Minimum Level (Dioxin)
NC	Not Calculated
ND	Not Detected at the reporting limit (or MDL or EDL if shown)
PQL	Practical Quantitation Limit
QC	Quality Control
RER	Relative Error Ratio (Radiochemistry)
RL	Reporting Limit or Requested Limit (Radiochemistry)
RPD	Relative Percent Difference, a measure of the relative difference between two points
TEF	Toxicity Equivalent Factor (Dioxin)
TEQ	Toxicity Equivalent Quotient (Dioxin)

Job ID: 200-52793-1

Laboratory: Eurofins TestAmerica, Burlington

Narrative

Job Narrative
200-52793-1

Comments
No additional comments.

Receipt
The samples were received on 2/27/2020 10:40 AM; the samples arrived in good condition.

Air Toxics
Method TO-15: The continuing calibration verification (CCV) associated with batch 200-152768 recovered above the upper control limit for Benzyl chloride. The samples associated with this CCV were non-detects for the affected analytes; therefore, the data have been reported. The following samples are impacted: 10-IA-1-2020 (200-52793-1), 10-IA-2-2020 (200-52793-2), 8-IA-1-2020 (200-52793-3), 8-IA-2-2020 (200-52793-4), 7A-IA-1-2020 (200-52793-5), 7A-IA-2-2020 (200-52793-6) and OA-1-2020 (200-52793-7).

Method TO-15: The laboratory control sample (LCS) for analytical batch 200-152768 recovered outside control limits for the following analytes: Benzyl chloride. These analytes were biased high in the LCS and were not detected in the associated samples; therefore, the data have been reported.

Method TO-15: The initial calibration verification (ICV) result for batch 200-152768 was above the upper control limit for Benzyl chloride. Sample results were non-detects, and have been reported as qualified data.

No additional analytical or quality issues were noted, other than those described above or in the Definitions/Glossary page.

Detection Summary

Client: GHD Services Inc.
Project/Site: 058507, GM-Lockport Air Samples

Job ID: 200-52793-1

Client Sample ID: 10-IA-1-2020

Lab Sample ID: 200-52793-1

Analyte	Result	Qualifier	RL	MDL	Unit	Dil Fac	D	Method	Prep Type
Dichlorodifluoromethane	2.3	J	2.5	0.54	ug/m3	1		TO-15	Total/NA
Freon 22	1.5	J	1.8	0.42	ug/m3	1		TO-15	Total/NA
Chloromethane	1.4		1.0	0.23	ug/m3	1		TO-15	Total/NA
n-Butane	11		1.2	0.26	ug/m3	1		TO-15	Total/NA
Trichlorofluoromethane	1.2		1.1	0.34	ug/m3	1		TO-15	Total/NA
Freon TF	0.51	J	1.5	0.29	ug/m3	1		TO-15	Total/NA
Acetone	190	E	12	2.9	ug/m3	1		TO-15	Total/NA
Isopropyl alcohol	4.9	J	12	1.2	ug/m3	1		TO-15	Total/NA
Carbon disulfide	0.55	J	1.6	0.23	ug/m3	1		TO-15	Total/NA
tert-Butyl alcohol	0.41	J	15	0.12	ug/m3	1		TO-15	Total/NA
n-Hexane	89		0.70	0.70	ug/m3	1		TO-15	Total/NA
1,1-Dichloroethane	0.17	J	0.81	0.17	ug/m3	1		TO-15	Total/NA
Methyl Ethyl Ketone	0.80	J	1.5	0.21	ug/m3	1		TO-15	Total/NA
cis-1,2-Dichloroethene	0.55	J	0.79	0.18	ug/m3	1		TO-15	Total/NA
1,2-Dichloroethene, Total	0.55	J	1.6	0.17	ug/m3	1		TO-15	Total/NA
Cyclohexane	4.0		0.69	0.16	ug/m3	1		TO-15	Total/NA
Carbon tetrachloride	0.45	J	1.3	0.15	ug/m3	1		TO-15	Total/NA
Benzene	1.3		0.64	0.21	ug/m3	1		TO-15	Total/NA
n-Heptane	0.67	J	0.82	0.23	ug/m3	1		TO-15	Total/NA
Trichloroethene	0.82	J	1.1	0.19	ug/m3	1		TO-15	Total/NA
Toluene	150		0.75	0.41	ug/m3	1		TO-15	Total/NA
Tetrachloroethene	7.1		1.4	0.22	ug/m3	1		TO-15	Total/NA
Chlorobenzene	0.36	J	0.92	0.26	ug/m3	1		TO-15	Total/NA
Ethylbenzene	0.51	J	0.87	0.27	ug/m3	1		TO-15	Total/NA
m,p-Xylene	1.4	J	2.2	0.43	ug/m3	1		TO-15	Total/NA
Xylene, o-	0.56	J	0.87	0.21	ug/m3	1		TO-15	Total/NA
Xylene (total)	2.0	J	3.0	0.21	ug/m3	1		TO-15	Total/NA
Styrene	0.25	J B	0.85	0.17	ug/m3	1		TO-15	Total/NA
Dichlorodifluoromethane - DL	2.4	J	7.4	1.6	ug/m3	2.99		TO-15	Total/NA
Freon 22 - DL	1.9	J	5.3	1.3	ug/m3	2.99		TO-15	Total/NA
Chloromethane - DL	1.5	J	3.1	0.68	ug/m3	2.99		TO-15	Total/NA
n-Butane - DL	13		3.6	0.78	ug/m3	2.99		TO-15	Total/NA
Trichlorofluoromethane - DL	1.2	J	3.4	1.0	ug/m3	2.99		TO-15	Total/NA
Acetone - DL	270		36	8.5	ug/m3	2.99		TO-15	Total/NA
Isopropyl alcohol - DL	6.4	J	37	3.5	ug/m3	2.99		TO-15	Total/NA
Carbon disulfide - DL	0.80	J	4.7	0.69	ug/m3	2.99		TO-15	Total/NA
n-Hexane - DL	100		2.1	2.1	ug/m3	2.99		TO-15	Total/NA
Methyl Ethyl Ketone - DL	1.1	J	4.4	0.63	ug/m3	2.99		TO-15	Total/NA
Cyclohexane - DL	4.2		2.1	0.47	ug/m3	2.99		TO-15	Total/NA
Benzene - DL	1.5	J	1.9	0.64	ug/m3	2.99		TO-15	Total/NA
n-Heptane - DL	0.84	J	2.5	0.69	ug/m3	2.99		TO-15	Total/NA
Trichloroethene - DL	0.83	J	3.2	0.56	ug/m3	2.99		TO-15	Total/NA
Toluene - DL	110		2.3	1.2	ug/m3	2.99		TO-15	Total/NA
Tetrachloroethene - DL	5.1		4.1	0.67	ug/m3	2.99		TO-15	Total/NA
Ethylbenzene - DL	1.1	J	2.6	0.82	ug/m3	2.99		TO-15	Total/NA
m,p-Xylene - DL	1.5	J	6.5	1.3	ug/m3	2.99		TO-15	Total/NA
Xylene, o- - DL	1.2	J	2.6	0.62	ug/m3	2.99		TO-15	Total/NA
Xylene (total) - DL	2.7	J	9.1	0.62	ug/m3	2.99		TO-15	Total/NA
Cumene - DL	0.78	J	2.9	0.51	ug/m3	2.99		TO-15	Total/NA

This Detection Summary does not include radiochemical test results.

Detection Summary

Client: GHD Services Inc.
Project/Site: 058507, GM-Lockport Air Samples

Job ID: 200-52793-1

Client Sample ID: 10-IA-2-2020 — Lab Sample ID: 200-52793-2

Analyte	Result	Qualifier	RL	MDL	Unit	Dil Fac	D	Method	Prep Type
Dichlorodifluoromethane	2.2	J	2.5	0.54	ug/m3	1		TO-15	Total/NA
Freon 22	1.4	J	1.8	0.42	ug/m3	1		TO-15	Total/NA
Chloromethane	1.3		1.0	0.23	ug/m3	1		TO-15	Total/NA
n-Butane	8.6		1.2	0.26	ug/m3	1		TO-15	Total/NA
Trichlorofluoromethane	1.1		1.1	0.34	ug/m3	1		TO-15	Total/NA
Freon TF	0.52	J	1.5	0.29	ug/m3	1		TO-15	Total/NA
Acetone	150	E	12	2.9	ug/m3	1		TO-15	Total/NA
Isopropyl alcohol	4.0	J	12	1.2	ug/m3	1		TO-15	Total/NA
Methylene Chloride	0.99	J	1.7	0.94	ug/m3	1		TO-15	Total/NA
tert-Butyl alcohol	0.28	J	15	0.12	ug/m3	1		TO-15	Total/NA
n-Hexane	72		0.70	0.70	ug/m3	1		TO-15	Total/NA
Methyl Ethyl Ketone	0.65	J	1.5	0.21	ug/m3	1		TO-15	Total/NA
cis-1,2-Dichloroethene	0.39	J	0.79	0.18	ug/m3	1		TO-15	Total/NA
1,2-Dichloroethene, Total	0.39	J	1.6	0.17	ug/m3	1		TO-15	Total/NA
Cyclohexane	3.2		0.69	0.16	ug/m3	1		TO-15	Total/NA
Carbon tetrachloride	0.44	J	1.3	0.15	ug/m3	1		TO-15	Total/NA
Benzene	1.1		0.64	0.21	ug/m3	1		TO-15	Total/NA
n-Heptane	0.39	J	0.82	0.23	ug/m3	1		TO-15	Total/NA
Trichloroethene	0.69	J	1.1	0.19	ug/m3	1		TO-15	Total/NA
Toluene	120		0.75	0.41	ug/m3	1		TO-15	Total/NA
Tetrachloroethene	4.0		1.4	0.22	ug/m3	1		TO-15	Total/NA
Chlorobenzene	0.29	J	0.92	0.26	ug/m3	1		TO-15	Total/NA
Ethylbenzene	0.39	J	0.87	0.27	ug/m3	1		TO-15	Total/NA
m,p-Xylene	1.2	J	2.2	0.43	ug/m3	1		TO-15	Total/NA
Xylene, o-	0.43	J	0.87	0.21	ug/m3	1		TO-15	Total/NA
Xylene (total)	1.6	J	3.0	0.21	ug/m3	1		TO-15	Total/NA
Styrene	0.22	J B	0.85	0.17	ug/m3	1		TO-15	Total/NA
Cumene	0.64	J B	0.98	0.17	ug/m3	1		TO-15	Total/NA
Dichlorodifluoromethane - DL	2.6	J	7.4	1.6	ug/m3	2.99		TO-15	Total/NA
Freon 22 - DL	1.8	J	5.3	1.3	ug/m3	2.99		TO-15	Total/NA
Chloromethane - DL	1.6	J	3.1	0.68	ug/m3	2.99		TO-15	Total/NA
n-Butane - DL	11		3.6	0.78	ug/m3	2.99		TO-15	Total/NA
Trichlorofluoromethane - DL	1.4	J	3.4	1.0	ug/m3	2.99		TO-15	Total/NA
Acetone - DL	240		36	8.5	ug/m3	2.99		TO-15	Total/NA
Isopropyl alcohol - DL	5.2	J	37	3.5	ug/m3	2.99		TO-15	Total/NA
n-Hexane - DL	88		2.1	2.1	ug/m3	2.99		TO-15	Total/NA
Methyl Ethyl Ketone - DL	0.68	J	4.4	0.63	ug/m3	2.99		TO-15	Total/NA
Cyclohexane - DL	3.5		2.1	0.47	ug/m3	2.99		TO-15	Total/NA
Benzene - DL	1.3	J	1.9	0.64	ug/m3	2.99		TO-15	Total/NA
Trichloroethene - DL	0.68	J	3.2	0.56	ug/m3	2.99		TO-15	Total/NA
Toluene - DL	94		2.3	1.2	ug/m3	2.99		TO-15	Total/NA
Tetrachloroethene - DL	3.0	J	4.1	0.67	ug/m3	2.99		TO-15	Total/NA
Ethylbenzene - DL	1.0	J	2.6	0.82	ug/m3	2.99		TO-15	Total/NA
Xylene, o- - DL	1.1	J	2.6	0.62	ug/m3	2.99		TO-15	Total/NA
Xylene (total) - DL	1.1	J	9.1	0.62	ug/m3	2.99		TO-15	Total/NA

Client Sample ID: 8-IA-1-2020 — Lab Sample ID: 200-52793-3

Analyte	Result	Qualifier	RL	MDL	Unit	Dil Fac	D	Method	Prep Type
Dichlorodifluoromethane	2.3	J	2.5	0.54	ug/m3	1		TO-15	Total/NA
Freon 22	6.5		1.8	0.42	ug/m3	1		TO-15	Total/NA

This Detection Summary does not include radiochemical test results.

Client Sample ID: 8-IA-1-2020 (Continued) — Lab Sample ID: 200-52793-3

Analyte	Result	Qualifier	RL	MDL	Unit	Dil Fac	D	Method	Prep Type
Chloromethane	1.3		1.0	0.23	ug/m3	1		TO-15	Total/NA
n-Butane	3.8		1.2	0.26	ug/m3	1		TO-15	Total/NA
Trichlorofluoromethane	1.5		1.1	0.34	ug/m3	1		TO-15	Total/NA
Freon TF	0.78	J	1.5	0.29	ug/m3	1		TO-15	Total/NA
Acetone	19		12	2.9	ug/m3	1		TO-15	Total/NA
Methylene Chloride	1.1	J	1.7	0.94	ug/m3	1		TO-15	Total/NA
tert-Butyl alcohol	0.33	J	15	0.12	ug/m3	1		TO-15	Total/NA
n-Hexane	9.2		0.70	0.70	ug/m3	1		TO-15	Total/NA
Methyl Ethyl Ketone	1.6		1.5	0.21	ug/m3	1		TO-15	Total/NA
cis-1,2-Dichloroethene	0.59	J	0.79	0.18	ug/m3	1		TO-15	Total/NA
1,2-Dichloroethene, Total	0.59	J	1.6	0.17	ug/m3	1		TO-15	Total/NA
Tetrahydrofuran	0.36	J	15	0.19	ug/m3	1		TO-15	Total/NA
Cyclohexane	0.33	J	0.69	0.16	ug/m3	1		TO-15	Total/NA
Carbon tetrachloride	0.40	J	1.3	0.15	ug/m3	1		TO-15	Total/NA
Benzene	0.64		0.64	0.21	ug/m3	1		TO-15	Total/NA
n-Heptane	0.36	J	0.82	0.23	ug/m3	1		TO-15	Total/NA
Trichloroethene	2.8		1.1	0.19	ug/m3	1		TO-15	Total/NA
1,4-Dioxane	1.1	J	18	0.30	ug/m3	1		TO-15	Total/NA
Toluene	4.0		0.75	0.41	ug/m3	1		TO-15	Total/NA
Tetrachloroethene	0.25	J	1.4	0.22	ug/m3	1		TO-15	Total/NA
m,p-Xylene	0.60	J	2.2	0.43	ug/m3	1		TO-15	Total/NA
Xylene, o-	0.24	J	0.87	0.21	ug/m3	1		TO-15	Total/NA
Xylene (total)	0.84	J	3.0	0.21	ug/m3	1		TO-15	Total/NA
1,2,4-Trimethylbenzene	0.27	J B	0.98	0.22	ug/m3	1		TO-15	Total/NA

Client Sample ID: 8-IA-2-2020 — Lab Sample ID: 200-52793-4

Analyte	Result	Qualifier	RL	MDL	Unit	Dil Fac	D	Method	Prep Type
Dichlorodifluoromethane	2.1	J	2.5	0.54	ug/m3	1		TO-15	Total/NA
Freon 22	8.2		1.8	0.42	ug/m3	1		TO-15	Total/NA
Chloromethane	1.3		1.0	0.23	ug/m3	1		TO-15	Total/NA
n-Butane	4.2		1.2	0.26	ug/m3	1		TO-15	Total/NA
Trichlorofluoromethane	1.6		1.1	0.34	ug/m3	1		TO-15	Total/NA
Freon TF	0.81	J	1.5	0.29	ug/m3	1		TO-15	Total/NA
Acetone	14		12	2.9	ug/m3	1		TO-15	Total/NA
Isopropyl alcohol	2.3	J	12	1.2	ug/m3	1		TO-15	Total/NA
tert-Butyl alcohol	0.48	J	15	0.12	ug/m3	1		TO-15	Total/NA
n-Hexane	7.3		0.70	0.70	ug/m3	1		TO-15	Total/NA
Methyl Ethyl Ketone	2.7		1.5	0.21	ug/m3	1		TO-15	Total/NA
cis-1,2-Dichloroethene	1.1		0.79	0.18	ug/m3	1		TO-15	Total/NA
1,2-Dichloroethene, Total	1.1	J	1.6	0.17	ug/m3	1		TO-15	Total/NA
Carbon tetrachloride	0.38	J	1.3	0.15	ug/m3	1		TO-15	Total/NA
2,2,4-Trimethylpentane	0.22	J	0.93	0.19	ug/m3	1		TO-15	Total/NA
Benzene	0.65		0.64	0.21	ug/m3	1		TO-15	Total/NA
n-Heptane	0.52	J	0.82	0.23	ug/m3	1		TO-15	Total/NA
Trichloroethene	4.0		1.1	0.19	ug/m3	1		TO-15	Total/NA
methyl isobutyl ketone	0.46	J	2.0	0.15	ug/m3	1		TO-15	Total/NA
Toluene	3.7		0.75	0.41	ug/m3	1		TO-15	Total/NA
Tetrachloroethene	0.34	J	1.4	0.22	ug/m3	1		TO-15	Total/NA
m,p-Xylene	0.57	J	2.2	0.43	ug/m3	1		TO-15	Total/NA
Xylene, o-	0.25	J	0.87	0.21	ug/m3	1		TO-15	Total/NA

This Detection Summary does not include radiochemical test results.

Detection Summary

Client: GHD Services Inc.
Project/Site: 058507, GM-Lockport Air Samples

Job ID: 200-52793-1

Client Sample ID: 8-IA-2-2020 (Continued) — Lab Sample ID: 200-52793-4

Analyte	Result	Qualifier	RL	MDL	Unit	Dil Fac	D	Method	Prep Type
Xylene (total)	0.82	J	3.0	0.21	ug/m3	1		TO-15	Total/NA
1,2,4-Trimethylbenzene	0.25	J B	0.98	0.22	ug/m3	1		TO-15	Total/NA

Client Sample ID: 7A-IA-1-2020 — Lab Sample ID: 200-52793-5

Analyte	Result	Qualifier	RL	MDL	Unit	Dil Fac	D	Method	Prep Type
Dichlorodifluoromethane	2.1	J	2.5	0.54	ug/m3	1		TO-15	Total/NA
Freon 22	16		1.8	0.42	ug/m3	1		TO-15	Total/NA
Chloromethane	1.3		1.0	0.23	ug/m3	1		TO-15	Total/NA
n-Butane	17		1.2	0.26	ug/m3	1		TO-15	Total/NA
Trichlorofluoromethane	1.0	J	1.1	0.34	ug/m3	1		TO-15	Total/NA
Freon TF	0.50	J	1.5	0.29	ug/m3	1		TO-15	Total/NA
Acetone	160	E	12	2.9	ug/m3	1		TO-15	Total/NA
Isopropyl alcohol	52		12	1.2	ug/m3	1		TO-15	Total/NA
3-Chloropropene	1.4	J	1.6	0.20	ug/m3	1		TO-15	Total/NA
tert-Butyl alcohol	7.2	J	15	0.12	ug/m3	1		TO-15	Total/NA
Methyl Ethyl Ketone	210	E	1.5	0.21	ug/m3	1		TO-15	Total/NA
Tetrahydrofuran	11	J	15	0.19	ug/m3	1		TO-15	Total/NA
Carbon tetrachloride	0.39	J	1.3	0.15	ug/m3	1		TO-15	Total/NA
Benzene	0.43	J	0.64	0.21	ug/m3	1		TO-15	Total/NA
n-Heptane	7.1		0.82	0.23	ug/m3	1		TO-15	Total/NA
Trichloroethene	0.98	J	1.1	0.19	ug/m3	1		TO-15	Total/NA
1,4-Dioxane	0.41	J	18	0.30	ug/m3	1		TO-15	Total/NA
methyl isobutyl ketone	9.4		2.0	0.15	ug/m3	1		TO-15	Total/NA
Toluene	2.5		0.75	0.41	ug/m3	1		TO-15	Total/NA
Tetrachloroethene	3.7		1.4	0.22	ug/m3	1		TO-15	Total/NA
Chlorobenzene	0.33	J	0.92	0.26	ug/m3	1		TO-15	Total/NA
Ethylbenzene	5.2		0.87	0.27	ug/m3	1		TO-15	Total/NA
m,p-Xylene	13		2.2	0.43	ug/m3	1		TO-15	Total/NA
Xylene, o-	4.7		0.87	0.21	ug/m3	1		TO-15	Total/NA
Xylene (total)	18		3.0	0.21	ug/m3	1		TO-15	Total/NA
Styrene	1.3	B	0.85	0.17	ug/m3	1		TO-15	Total/NA
Cumene	1.2	B	0.98	0.17	ug/m3	1		TO-15	Total/NA
n-Propylbenzene	2.0	B	0.98	0.19	ug/m3	1		TO-15	Total/NA
4-Ethyltoluene	2.4	B	0.98	0.20	ug/m3	1		TO-15	Total/NA
1,3,5-Trimethylbenzene	3.8	B	0.98	0.19	ug/m3	1		TO-15	Total/NA
1,2,4-Trimethylbenzene	10	B	0.98	0.22	ug/m3	1		TO-15	Total/NA
sec-Butylbenzene	0.44	J B	1.1	0.19	ug/m3	1		TO-15	Total/NA
4-Isopropyltoluene	85	B	1.1	0.21	ug/m3	1		TO-15	Total/NA
1,4-Dichlorobenzene	2.0		1.2	0.72	ug/m3	1		TO-15	Total/NA
Dichlorodifluoromethane - DL	2.4	J	7.4	1.6	ug/m3	2.99		TO-15	Total/NA
Freon 22 - DL	21		5.3	1.3	ug/m3	2.99		TO-15	Total/NA
Chloromethane - DL	1.6	J	3.1	0.68	ug/m3	2.99		TO-15	Total/NA
n-Butane - DL	22		3.6	0.78	ug/m3	2.99		TO-15	Total/NA
Trichlorofluoromethane - DL	1.2	J	3.4	1.0	ug/m3	2.99		TO-15	Total/NA
Acetone - DL	170		36	8.5	ug/m3	2.99		TO-15	Total/NA
Isopropyl alcohol - DL	45		37	3.5	ug/m3	2.99		TO-15	Total/NA
tert-Butyl alcohol - DL	5.8	J	45	0.34	ug/m3	2.99		TO-15	Total/NA
Methyl Ethyl Ketone - DL	160		4.4	0.63	ug/m3	2.99		TO-15	Total/NA
Tetrahydrofuran - DL	8.9	J	44	0.58	ug/m3	2.99		TO-15	Total/NA
n-Heptane - DL	5.7		2.5	0.69	ug/m3	2.99		TO-15	Total/NA

This Detection Summary does not include radiochemical test results.

Detection Summary

Client: GHD Services Inc.
Project/Site: 058507, GM-Lockport Air Samples

Job ID: 200-52793-1

Client Sample ID: 7A-IA-1-2020 (Continued) — Lab Sample ID: 200-52793-5

Analyte	Result	Qualifier	RL	MDL	Unit	Dil Fac	D	Method	Prep Type
Trichloroethene - DL	0.77	J	3.2	0.56	ug/m3	2.99		TO-15	Total/NA
methyl isobutyl ketone - DL	6.7		6.1	0.44	ug/m3	2.99		TO-15	Total/NA
Toluene - DL	2.1	J	2.3	1.2	ug/m3	2.99		TO-15	Total/NA
Tetrachloroethene - DL	2.5	J	4.1	0.67	ug/m3	2.99		TO-15	Total/NA
Ethylbenzene - DL	3.7		2.6	0.82	ug/m3	2.99		TO-15	Total/NA
m,p-Xylene - DL	7.6		6.5	1.3	ug/m3	2.99		TO-15	Total/NA
Xylene, o- - DL	3.1		2.6	0.62	ug/m3	2.99		TO-15	Total/NA
Xylene (total) - DL	11		9.1	0.62	ug/m3	2.99		TO-15	Total/NA
Styrene - DL	0.70	J	2.5	0.51	ug/m3	2.99		TO-15	Total/NA
Cumene - DL	0.79	J	2.9	0.51	ug/m3	2.99		TO-15	Total/NA
n-Propylbenzene - DL	1.3	J	2.9	0.57	ug/m3	2.99		TO-15	Total/NA
4-Ethyltoluene - DL	2.1	J	2.9	0.60	ug/m3	2.99		TO-15	Total/NA
1,3,5-Trimethylbenzene - DL	1.5	J	2.9	0.57	ug/m3	2.99		TO-15	Total/NA
1,2,4-Trimethylbenzene - DL	5.6		2.9	0.65	ug/m3	2.99		TO-15	Total/NA
4-Isopropyltoluene - DL	41		3.3	0.64	ug/m3	2.99		TO-15	Total/NA

Client Sample ID: 7A-IA-2-2020 — Lab Sample ID: 200-52793-6

Analyte	Result	Qualifier	RL	MDL	Unit	Dil Fac	D	Method	Prep Type
Dichlorodifluoromethane	2.0	J	2.5	0.54	ug/m3	1		TO-15	Total/NA
Freon 22	22		1.8	0.42	ug/m3	1		TO-15	Total/NA
Chloromethane	1.2		1.0	0.23	ug/m3	1		TO-15	Total/NA
n-Butane	3.5		1.2	0.26	ug/m3	1		TO-15	Total/NA
Trichlorofluoromethane	1.3		1.1	0.34	ug/m3	1		TO-15	Total/NA
Freon TF	0.56	J	1.5	0.29	ug/m3	1		TO-15	Total/NA
Acetone	11	J	12	2.9	ug/m3	1		TO-15	Total/NA
Isopropyl alcohol	2.9	J	12	1.2	ug/m3	1		TO-15	Total/NA
Carbon disulfide	1.5	J	1.6	0.23	ug/m3	1		TO-15	Total/NA
Methyl Ethyl Ketone	1.6		1.5	0.21	ug/m3	1		TO-15	Total/NA
Carbon tetrachloride	0.56	J	1.3	0.15	ug/m3	1		TO-15	Total/NA
Benzene	0.41	J	0.64	0.21	ug/m3	1		TO-15	Total/NA
Trichloroethene	1.1		1.1	0.19	ug/m3	1		TO-15	Total/NA
Toluene	0.82		0.75	0.41	ug/m3	1		TO-15	Total/NA
Tetrachloroethene	3.3		1.4	0.22	ug/m3	1		TO-15	Total/NA
Chlorobenzene	0.26	J	0.92	0.26	ug/m3	1		TO-15	Total/NA

Client Sample ID: OA-1-2020 — Lab Sample ID: 200-52793-7

Analyte	Result	Qualifier	RL	MDL	Unit	Dil Fac	D	Method	Prep Type
Trichlorofluoromethane	1.2		1.1	0.34	ug/m3	1		TO-15	Total/NA
Freon TF	0.49	J	1.5	0.29	ug/m3	1		TO-15	Total/NA
Acetone	3.0	J	12	2.9	ug/m3	1		TO-15	Total/NA
Methylene Chloride	1.3	J	1.7	0.94	ug/m3	1		TO-15	Total/NA
Methyl Ethyl Ketone	0.31	J	1.5	0.21	ug/m3	1		TO-15	Total/NA
Carbon tetrachloride	0.44	J	1.3	0.15	ug/m3	1		TO-15	Total/NA
Chlorobenzene	0.29	J	0.92	0.26	ug/m3	1		TO-15	Total/NA

This Detection Summary does not include radiochemical test results.

Client Sample Results

Client: GHD Services Inc.
Project/Site: 058507, GM-Lockport Air Samples

Job ID: 200-52793-1

Client Sample ID: 10-IA-1-2020

Lab Sample ID: 200-52793-1

Date Collected: 02/25/20 15:54
Matrix: Air
Date Received: 02/27/20 10:40
Sample Container: Summa Canister 6L

Method: TO-15 - Volatile Organic Compounds in Ambient Air

Analyte	Result	Qualifier	RL	MDL	Unit	D	Prepared	Analyzed	Dil Fac
Dichlorodifluoromethane	**2.3**	**J**	2.5	0.54	ug/m3			02/27/20 23:26	1
Freon 22	**1.5**	**J**	1.8	0.42	ug/m3			02/27/20 23:26	1
1,2-Dichlorotetrafluoroethane	ND		1.4	0.24	ug/m3			02/27/20 23:26	1
Chloromethane	**1.4**		1.0	0.23	ug/m3			02/27/20 23:26	1
n-Butane	**11**		1.2	0.26	ug/m3			02/27/20 23:26	1
Vinyl chloride	ND		0.51	0.11	ug/m3			02/27/20 23:26	1
1,3-Butadiene	ND		0.44	0.13	ug/m3			02/27/20 23:26	1
Bromomethane	ND		0.78	0.20	ug/m3			02/27/20 23:26	1
Chloroethane	ND		1.3	0.14	ug/m3			02/27/20 23:26	1
Bromoethene(Vinyl Bromide)	ND		0.87	0.23	ug/m3			02/27/20 23:26	1
Trichlorofluoromethane	**1.2**		1.1	0.34	ug/m3			02/27/20 23:26	1
Freon TF	**0.51**	**J**	1.5	0.29	ug/m3			02/27/20 23:26	1
1,1-Dichloroethene	ND		0.79	0.15	ug/m3			02/27/20 23:26	1
Acetone	**190**	**E**	12	2.9	ug/m3			02/27/20 23:26	1
Isopropyl alcohol	**4.9**	**J**	12	1.2	ug/m3			02/27/20 23:26	1
Carbon disulfide	**0.55**	**J**	1.6	0.23	ug/m3			02/27/20 23:26	1
3-Chloropropene	ND		1.6	0.20	ug/m3			02/27/20 23:26	1
Methylene Chloride	ND		1.7	0.94	ug/m3			02/27/20 23:26	1
tert-Butyl alcohol	**0.41**	**J**	15	0.12	ug/m3			02/27/20 23:26	1
Methyl tert-butyl ether	ND		0.72	0.12	ug/m3			02/27/20 23:26	1
trans-1,2-Dichloroethene	ND		0.79	0.17	ug/m3			02/27/20 23:26	1
n-Hexane	**89**		0.70	0.70	ug/m3			02/27/20 23:26	1
1,1-Dichloroethane	**0.17**	**J**	0.81	0.17	ug/m3			02/27/20 23:26	1
Methyl Ethyl Ketone	**0.80**	**J**	1.5	0.21	ug/m3			02/27/20 23:26	1
cis-1,2-Dichloroethene	**0.55**	**J**	0.79	0.18	ug/m3			02/27/20 23:26	1
1,2-Dichloroethene, Total	**0.55**	**J**	1.6	0.17	ug/m3			02/27/20 23:26	1
Chloroform	ND		0.98	0.16	ug/m3			02/27/20 23:26	1
Tetrahydrofuran	ND		15	0.19	ug/m3			02/27/20 23:26	1
1,1,1-Trichloroethane	ND		1.1	0.20	ug/m3			02/27/20 23:26	1
Cyclohexane	**4.0**		0.69	0.16	ug/m3			02/27/20 23:26	1
Carbon tetrachloride	**0.45**	**J**	1.3	0.15	ug/m3			02/27/20 23:26	1
2,2,4-Trimethylpentane	ND		0.93	0.19	ug/m3			02/27/20 23:26	1
Benzene	**1.3**		0.64	0.21	ug/m3			02/27/20 23:26	1
1,2-Dichloroethane	ND		0.81	0.13	ug/m3			02/27/20 23:26	1
n-Heptane	**0.67**	**J**	0.82	0.23	ug/m3			02/27/20 23:26	1
Trichloroethene	**0.82**	**J**	1.1	0.19	ug/m3			02/27/20 23:26	1
Methyl methacrylate	ND		2.0	0.14	ug/m3			02/27/20 23:26	1
1,2-Dichloropropane	ND		0.92	0.15	ug/m3			02/27/20 23:26	1
1,4-Dioxane	ND		18	0.30	ug/m3			02/27/20 23:26	1
Bromodichloromethane	ND		1.3	0.23	ug/m3			02/27/20 23:26	1
cis-1,3-Dichloropropene	ND		0.91	0.15	ug/m3			02/27/20 23:26	1
methyl isobutyl ketone	ND		2.0	0.15	ug/m3			02/27/20 23:26	1
Toluene	**150**		0.75	0.41	ug/m3			02/27/20 23:26	1
trans-1,3-Dichloropropene	ND		0.91	0.18	ug/m3			02/27/20 23:26	1
1,1,2-Trichloroethane	ND		1.1	0.20	ug/m3			02/27/20 23:26	1
Tetrachloroethene	**7.1**		1.4	0.22	ug/m3			02/27/20 23:26	1
Methyl Butyl Ketone (2-Hexanone)	ND		2.0	0.20	ug/m3			02/27/20 23:26	1
Dibromochloromethane	ND		1.7	0.31	ug/m3			02/27/20 23:26	1

Client Sample Results

Client: GHD Services Inc.
Project/Site: 058507, GM-Lockport Air Samples

Job ID: 200-52793-1

Client Sample ID: 10-IA-1-2020

Lab Sample ID: 200-52793-1

Date Collected: 02/25/20 15:54
Matrix: Air
Date Received: 02/27/20 10:40
Sample Container: Summa Canister 6L

Method: TO-15 - Volatile Organic Compounds in Ambient Air (Continued)

Analyte	Result	Qualifier	RL	MDL	Unit	D	Prepared	Analyzed	Dil Fac
1,2-Dibromoethane	ND		1.5	0.38	ug/m3			02/27/20 23:26	1
Chlorobenzene	**0.36**	**J**	0.92	0.26	ug/m3			02/27/20 23:26	1
Ethylbenzene	**0.51**	**J**	0.87	0.27	ug/m3			02/27/20 23:26	1
m,p-Xylene	**1.4**	**J**	2.2	0.43	ug/m3			02/27/20 23:26	1
Xylene, o-	**0.56**	**J**	0.87	0.21	ug/m3			02/27/20 23:26	1
Xylene (total)	**2.0**	**J**	3.0	0.21	ug/m3			02/27/20 23:26	1
Styrene	**0.25**	**J B**	0.85	0.17	ug/m3			02/27/20 23:26	1
Bromoform	ND		2.1	0.50	ug/m3			02/27/20 23:26	1
Cumene	ND		0.98	0.17	ug/m3			02/27/20 23:26	1
1,1,2,2-Tetrachloroethane	ND		1.4	0.29	ug/m3			02/27/20 23:26	1
n-Propylbenzene	ND		0.98	0.19	ug/m3			02/27/20 23:26	1
4-Ethyltoluene	ND		0.98	0.20	ug/m3			02/27/20 23:26	1
1,3,5-Trimethylbenzene	ND		0.98	0.19	ug/m3			02/27/20 23:26	1
2-Chlorotoluene	ND		1.0	0.22	ug/m3			02/27/20 23:26	1
tert-Butylbenzene	ND		1.1	0.19	ug/m3			02/27/20 23:26	1
1,2,4-Trimethylbenzene	ND		0.98	0.22	ug/m3			02/27/20 23:26	1
sec-Butylbenzene	ND		1.1	0.19	ug/m3			02/27/20 23:26	1
4-Isopropyltoluene	ND		1.1	0.21	ug/m3			02/27/20 23:26	1
1,3-Dichlorobenzene	ND		1.2	0.66	ug/m3			02/27/20 23:26	1
1,4-Dichlorobenzene	ND		1.2	0.72	ug/m3			02/27/20 23:26	1
Benzyl chloride	ND	^ *	1.0	0.44	ug/m3			02/27/20 23:26	1
n-Butylbenzene	ND		1.1	0.21	ug/m3			02/27/20 23:26	1
1,2-Dichlorobenzene	ND		1.2	0.58	ug/m3			02/27/20 23:26	1
1,2,4-Trichlorobenzene	ND		3.7	1.6	ug/m3			02/27/20 23:26	1
Hexachlorobutadiene	ND		2.1	0.81	ug/m3			02/27/20 23:26	1
Naphthalene	ND		2.6	0.89	ug/m3			02/27/20 23:26	1

Method: TO-15 - Volatile Organic Compounds in Ambient Air - DL

Analyte	Result	Qualifier	RL	MDL	Unit	D	Prepared	Analyzed	Dil Fac
Dichlorodifluoromethane	**2.4**	**J**	7.4	1.6	ug/m3			03/02/20 14:49	2.99
Freon 22	**1.9**	**J**	5.3	1.3	ug/m3			03/02/20 14:49	2.99
1,2-Dichlorotetrafluoroethane	ND		4.2	0.73	ug/m3			03/02/20 14:49	2.99
Chloromethane	**1.5**	**J**	3.1	0.68	ug/m3			03/02/20 14:49	2.99
n-Butane	**13**		3.6	0.78	ug/m3			03/02/20 14:49	2.99
Vinyl chloride	ND		1.5	0.34	ug/m3			03/02/20 14:49	2.99
1,3-Butadiene	ND		1.3	0.38	ug/m3			03/02/20 14:49	2.99
Bromomethane	ND		2.3	0.59	ug/m3			03/02/20 14:49	2.99
Chloroethane	ND		3.9	0.43	ug/m3			03/02/20 14:49	2.99
Bromoethene(Vinyl Bromide)	ND		2.6	0.68	ug/m3			03/02/20 14:49	2.99
Trichlorofluoromethane	**1.2**	**J**	3.4	1.0	ug/m3			03/02/20 14:49	2.99
Freon TF	ND		4.6	0.87	ug/m3			03/02/20 14:49	2.99
1,1-Dichloroethene	ND		2.4	0.46	ug/m3			03/02/20 14:49	2.99
Acetone	**270**		36	8.5	ug/m3			03/02/20 14:49	2.99
Isopropyl alcohol	**6.4**	**J**	37	3.5	ug/m3			03/02/20 14:49	2.99
Carbon disulfide	**0.80**	**J**	4.7	0.69	ug/m3			03/02/20 14:49	2.99
3-Chloropropene	ND		4.7	0.60	ug/m3			03/02/20 14:49	2.99
Methylene Chloride	ND		5.2	2.8	ug/m3			03/02/20 14:49	2.99
tert-Butyl alcohol	ND		45	0.34	ug/m3			03/02/20 14:49	2.99
Methyl tert-butyl ether	ND		2.2	0.36	ug/m3			03/02/20 14:49	2.99

Client Sample Results

Client: GHD Services Inc.
Project/Site: 058507, GM-Lockport Air Samples

Job ID: 200-52793-1

Client Sample ID: 10-IA-1-2020

Lab Sample ID: 200-52793-1

Date Collected: 02/25/20 15:54
Matrix: Air
Date Received: 02/27/20 10:40
Sample Container: Summa Canister 6L

Method: TO-15 - Volatile Organic Compounds in Ambient Air - DL (Continued)

Analyte	Result	Qualifier	RL	MDL	Unit	D	Prepared	Analyzed	Dil Fac
trans-1,2-Dichloroethene	ND		2.4	0.50	ug/m3			03/02/20 14:49	2.99
n-Hexane	**100**		2.1	2.1	ug/m3			03/02/20 14:49	2.99
1,1-Dichloroethane	ND		2.4	0.50	ug/m3			03/02/20 14:49	2.99
Methyl Ethyl Ketone	**1.1**	**J**	4.4	0.63	ug/m3			03/02/20 14:49	2.99
cis-1,2-Dichloroethene	ND		2.4	0.53	ug/m3			03/02/20 14:49	2.99
1,2-Dichloroethene, Total	ND		4.7	0.50	ug/m3			03/02/20 14:49	2.99
Chloroform	ND		2.9	0.47	ug/m3			03/02/20 14:49	2.99
Tetrahydrofuran	ND		44	0.58	ug/m3			03/02/20 14:49	2.99
1,1,1-Trichloroethane	ND		3.3	0.59	ug/m3			03/02/20 14:49	2.99
Cyclohexane	**4.2**		2.1	0.47	ug/m3			03/02/20 14:49	2.99
Carbon tetrachloride	ND		3.8	0.45	ug/m3			03/02/20 14:49	2.99
2,2,4-Trimethylpentane	ND		2.8	0.57	ug/m3			03/02/20 14:49	2.99
Benzene	**1.5**	**J**	1.9	0.64	ug/m3			03/02/20 14:49	2.99
1,2-Dichloroethane	ND		2.4	0.39	ug/m3			03/02/20 14:49	2.99
n-Heptane	**0.84**	**J**	2.5	0.69	ug/m3			03/02/20 14:49	2.99
Trichloroethene	**0.83**	**J**	3.2	0.56	ug/m3			03/02/20 14:49	2.99
Methyl methacrylate	ND		6.1	0.40	ug/m3			03/02/20 14:49	2.99
1,2-Dichloropropane	ND		2.8	0.46	ug/m3			03/02/20 14:49	2.99
1,4-Dioxane	ND		54	0.91	ug/m3			03/02/20 14:49	2.99
Bromodichloromethane	ND		4.0	0.70	ug/m3			03/02/20 14:49	2.99
cis-1,3-Dichloropropene	ND		2.7	0.43	ug/m3			03/02/20 14:49	2.99
methyl isobutyl ketone	ND		6.1	0.44	ug/m3			03/02/20 14:49	2.99
Toluene	**110**		2.3	1.2	ug/m3			03/02/20 14:49	2.99
trans-1,3-Dichloropropene	ND		2.7	0.53	ug/m3			03/02/20 14:49	2.99
1,1,2-Trichloroethane	ND		3.3	0.59	ug/m3			03/02/20 14:49	2.99
Tetrachloroethene	**5.1**		4.1	0.67	ug/m3			03/02/20 14:49	2.99
Methyl Butyl Ketone (2-Hexanone)	ND		6.1	0.59	ug/m3			03/02/20 14:49	2.99
Dibromochloromethane	ND		5.1	0.92	ug/m3			03/02/20 14:49	2.99
1,2-Dibromoethane	ND		4.6	1.1	ug/m3			03/02/20 14:49	2.99
Chlorobenzene	ND		2.8	0.77	ug/m3			03/02/20 14:49	2.99
Ethylbenzene	**1.1**	**J**	2.6	0.82	ug/m3			03/02/20 14:49	2.99
m,p-Xylene	**1.5**	**J**	6.5	1.3	ug/m3			03/02/20 14:49	2.99
Xylene, o-	**1.2**	**J**	2.6	0.62	ug/m3			03/02/20 14:49	2.99
Xylene (total)	**2.7**	**J**	9.1	0.62	ug/m3			03/02/20 14:49	2.99
Styrene	ND		2.5	0.51	ug/m3			03/02/20 14:49	2.99
Bromoform	ND		6.2	1.5	ug/m3			03/02/20 14:49	2.99
Cumene	**0.78**	**J**	2.9	0.51	ug/m3			03/02/20 14:49	2.99
1,1,2,2-Tetrachloroethane	ND		4.1	0.86	ug/m3			03/02/20 14:49	2.99
n-Propylbenzene	ND		2.9	0.57	ug/m3			03/02/20 14:49	2.99
4-Ethyltoluene	ND		2.9	0.60	ug/m3			03/02/20 14:49	2.99
1,3,5-Trimethylbenzene	ND		2.9	0.57	ug/m3			03/02/20 14:49	2.99
2-Chlorotoluene	ND		3.1	0.65	ug/m3			03/02/20 14:49	2.99
tert-Butylbenzene	ND		3.3	0.57	ug/m3			03/02/20 14:49	2.99
1,2,4-Trimethylbenzene	ND		2.9	0.65	ug/m3			03/02/20 14:49	2.99
sec-Butylbenzene	ND		3.3	0.57	ug/m3			03/02/20 14:49	2.99
4-Isopropyltoluene	ND		3.3	0.64	ug/m3			03/02/20 14:49	2.99
1,3-Dichlorobenzene	ND		3.6	2.0	ug/m3			03/02/20 14:49	2.99
1,4-Dichlorobenzene	ND		3.6	2.2	ug/m3			03/02/20 14:49	2.99

Client Sample ID: 10-IA-1-2020

Lab Sample ID: 200-52793-1

Date Collected: 02/25/20 15:54
Matrix: Air
Date Received: 02/27/20 10:40
Sample Container: Summa Canister 6L

Method: TO-15 - Volatile Organic Compounds in Ambient Air - DL (Continued)

Analyte	Result	Qualifier	RL	MDL	Unit	D	Prepared	Analyzed	Dil Fac
Benzyl chloride	ND		3.1	1.3	ug/m3			03/02/20 14:49	2.99
n-Butylbenzene	ND		3.3	0.64	ug/m3			03/02/20 14:49	2.99
1,2-Dichlorobenzene	ND		3.6	1.7	ug/m3			03/02/20 14:49	2.99
1,2,4-Trichlorobenzene	ND		11	4.9	ug/m3			03/02/20 14:49	2.99
Hexachlorobutadiene	ND		6.4	2.4	ug/m3			03/02/20 14:49	2.99
Naphthalene	ND		7.8	2.7	ug/m3			03/02/20 14:49	2.99

Client Sample ID: 10-IA-2-2020

Lab Sample ID: 200-52793-2

Date Collected: 02/25/20 15:58
Matrix: Air
Date Received: 02/27/20 10:40
Sample Container: Summa Canister 6L

Method: TO-15 - Volatile Organic Compounds in Ambient Air

Analyte	Result	Qualifier	RL	MDL	Unit	D	Prepared	Analyzed	Dil Fac
Dichlorodifluoromethane	**2.2**	**J**	2.5	0.54	ug/m3			02/28/20 00:26	1
Freon 22	**1.4**	**J**	1.8	0.42	ug/m3			02/28/20 00:26	1
1,2-Dichlorotetrafluoroethane	ND		1.4	0.24	ug/m3			02/28/20 00:26	1
Chloromethane	**1.3**		1.0	0.23	ug/m3			02/28/20 00:26	1
n-Butane	**8.6**		1.2	0.26	ug/m3			02/28/20 00:26	1
Vinyl chloride	ND		0.51	0.11	ug/m3			02/28/20 00:26	1
1,3-Butadiene	ND		0.44	0.13	ug/m3			02/28/20 00:26	1
Bromomethane	ND		0.78	0.20	ug/m3			02/28/20 00:26	1
Chloroethane	ND		1.3	0.14	ug/m3			02/28/20 00:26	1
Bromoethene(Vinyl Bromide)	ND		0.87	0.23	ug/m3			02/28/20 00:26	1
Trichlorofluoromethane	**1.1**		1.1	0.34	ug/m3			02/28/20 00:26	1
Freon TF	**0.52**	**J**	1.5	0.29	ug/m3			02/28/20 00:26	1
1,1-Dichloroethene	ND		0.79	0.15	ug/m3			02/28/20 00:26	1
Acetone	**150**	**E**	12	2.9	ug/m3			02/28/20 00:26	1
Isopropyl alcohol	**4.0**	**J**	12	1.2	ug/m3			02/28/20 00:26	1
Carbon disulfide	ND		1.6	0.23	ug/m3			02/28/20 00:26	1
3-Chloropropene	ND		1.6	0.20	ug/m3			02/28/20 00:26	1
Methylene Chloride	**0.99**	**J**	1.7	0.94	ug/m3			02/28/20 00:26	1
tert-Butyl alcohol	**0.28**	**J**	15	0.12	ug/m3			02/28/20 00:26	1
Methyl tert-butyl ether	ND		0.72	0.12	ug/m3			02/28/20 00:26	1
trans-1,2-Dichloroethene	ND		0.79	0.17	ug/m3			02/28/20 00:26	1
n-Hexane	**72**		0.70	0.70	ug/m3			02/28/20 00:26	1
1,1-Dichloroethane	ND		0.81	0.17	ug/m3			02/28/20 00:26	1
Methyl Ethyl Ketone	**0.65**	**J**	1.5	0.21	ug/m3			02/28/20 00:26	1
cis-1,2-Dichloroethene	**0.39**	**J**	0.79	0.18	ug/m3			02/28/20 00:26	1
1,2-Dichloroethene, Total	**0.39**	**J**	1.6	0.17	ug/m3			02/28/20 00:26	1
Chloroform	ND		0.98	0.16	ug/m3			02/28/20 00:26	1
Tetrahydrofuran	ND		15	0.19	ug/m3			02/28/20 00:26	1
1,1,1-Trichloroethane	ND		1.1	0.20	ug/m3			02/28/20 00:26	1
Cyclohexane	**3.2**		0.69	0.16	ug/m3			02/28/20 00:26	1
Carbon tetrachloride	**0.44**	**J**	1.3	0.15	ug/m3			02/28/20 00:26	1
2,2,4-Trimethylpentane	ND		0.93	0.19	ug/m3			02/28/20 00:26	1
Benzene	**1.1**		0.64	0.21	ug/m3			02/28/20 00:26	1
1,2-Dichloroethane	ND		0.81	0.13	ug/m3			02/28/20 00:26	1
n-Heptane	**0.39**	**J**	0.82	0.23	ug/m3			02/28/20 00:26	1

Client Sample Results

Client: GHD Services Inc.
Project/Site: 058507, GM-Lockport Air Samples

Job ID: 200-52793-1

Client Sample ID: 10-IA-2-2020

Lab Sample ID: 200-52793-2

Date Collected: 02/25/20 15:58
Matrix: Air
Date Received: 02/27/20 10:40
Sample Container: Summa Canister 6L

Method: TO-15 - Volatile Organic Compounds in Ambient Air (Continued)

Analyte	Result	Qualifier	RL	MDL	Unit	D	Prepared	Analyzed	Dil Fac
Trichloroethene	**0.69**	**J**	1.1	0.19	ug/m3			02/28/20 00:26	1
Methyl methacrylate	ND		2.0	0.14	ug/m3			02/28/20 00:26	1
1,2-Dichloropropane	ND		0.92	0.15	ug/m3			02/28/20 00:26	1
1,4-Dioxane	ND		18	0.30	ug/m3			02/28/20 00:26	1
Bromodichloromethane	ND		1.3	0.23	ug/m3			02/28/20 00:26	1
cis-1,3-Dichloropropene	ND		0.91	0.15	ug/m3			02/28/20 00:26	1
methyl isobutyl ketone	ND		2.0	0.15	ug/m3			02/28/20 00:26	1
Toluene	**120**		0.75	0.41	ug/m3			02/28/20 00:26	1
trans-1,3-Dichloropropene	ND		0.91	0.18	ug/m3			02/28/20 00:26	1
1,1,2-Trichloroethane	ND		1.1	0.20	ug/m3			02/28/20 00:26	1
Tetrachloroethene	**4.0**		1.4	0.22	ug/m3			02/28/20 00:26	1
Methyl Butyl Ketone (2-Hexanone)	ND		2.0	0.20	ug/m3			02/28/20 00:26	1
Dibromochloromethane	ND		1.7	0.31	ug/m3			02/28/20 00:26	1
1,2-Dibromoethane	ND		1.5	0.38	ug/m3			02/28/20 00:26	1
Chlorobenzene	**0.29**	**J**	0.92	0.26	ug/m3			02/28/20 00:26	1
Ethylbenzene	**0.39**	**J**	0.87	0.27	ug/m3			02/28/20 00:26	1
m,p-Xylene	**1.2**	**J**	2.2	0.43	ug/m3			02/28/20 00:26	1
Xylene, o-	**0.43**	**J**	0.87	0.21	ug/m3			02/28/20 00:26	1
Xylene (total)	**1.6**	**J**	3.0	0.21	ug/m3			02/28/20 00:26	1
Styrene	**0.22**	**J B**	0.85	0.17	ug/m3			02/28/20 00:26	1
Bromoform	ND		2.1	0.50	ug/m3			02/28/20 00:26	1
Cumene	**0.64**	**J B**	0.98	0.17	ug/m3			02/28/20 00:26	1
1,1,2,2-Tetrachloroethane	ND		1.4	0.29	ug/m3			02/28/20 00:26	1
n-Propylbenzene	ND		0.98	0.19	ug/m3			02/28/20 00:26	1
4-Ethyltoluene	ND		0.98	0.20	ug/m3			02/28/20 00:26	1
1,3,5-Trimethylbenzene	ND		0.98	0.19	ug/m3			02/28/20 00:26	1
2-Chlorotoluene	ND		1.0	0.22	ug/m3			02/28/20 00:26	1
tert-Butylbenzene	ND		1.1	0.19	ug/m3			02/28/20 00:26	1
1,2,4-Trimethylbenzene	ND		0.98	0.22	ug/m3			02/28/20 00:26	1
sec-Butylbenzene	ND		1.1	0.19	ug/m3			02/28/20 00:26	1
4-Isopropyltoluene	ND		1.1	0.21	ug/m3			02/28/20 00:26	1
1,3-Dichlorobenzene	ND		1.2	0.66	ug/m3			02/28/20 00:26	1
1,4-Dichlorobenzene	ND		1.2	0.72	ug/m3			02/28/20 00:26	1
Benzyl chloride	ND	^ *	1.0	0.44	ug/m3			02/28/20 00:26	1
n-Butylbenzene	ND		1.1	0.21	ug/m3			02/28/20 00:26	1
1,2-Dichlorobenzene	ND		1.2	0.58	ug/m3			02/28/20 00:26	1
1,2,4-Trichlorobenzene	ND		3.7	1.6	ug/m3			02/28/20 00:26	1
Hexachlorobutadiene	ND		2.1	0.81	ug/m3			02/28/20 00:26	1
Naphthalene	ND		2.6	0.89	ug/m3			02/28/20 00:26	1

Method: TO-15 - Volatile Organic Compounds in Ambient Air - DL

Analyte	Result	Qualifier	RL	MDL	Unit	D	Prepared	Analyzed	Dil Fac
Dichlorodifluoromethane	**2.6**	**J**	7.4	1.6	ug/m3			03/02/20 15:41	2.99
Freon 22	**1.8**	**J**	5.3	1.3	ug/m3			03/02/20 15:41	2.99
1,2-Dichlorotetrafluoroethane	ND		4.2	0.73	ug/m3			03/02/20 15:41	2.99
Chloromethane	**1.6**	**J**	3.1	0.68	ug/m3			03/02/20 15:41	2.99
n-Butane	**11**		3.6	0.78	ug/m3			03/02/20 15:41	2.99
Vinyl chloride	ND		1.5	0.34	ug/m3			03/02/20 15:41	2.99
1,3-Butadiene	ND		1.3	0.38	ug/m3			03/02/20 15:41	2.99

Client Sample Results

Client: GHD Services Inc.
Project/Site: 058507, GM-Lockport Air Samples

Job ID: 200-52793-1

Client Sample ID: 10-IA-2-2020

Lab Sample ID: 200-52793-2

Date Collected: 02/25/20 15:58
Matrix: Air
Date Received: 02/27/20 10:40
Sample Container: Summa Canister 6L

Method: TO-15 - Volatile Organic Compounds in Ambient Air - DL (Continued)

Analyte	Result	Qualifier	RL	MDL	Unit	D	Prepared	Analyzed	Dil Fac
Bromomethane	ND		2.3	0.59	ug/m3			03/02/20 15:41	2.99
Chloroethane	ND		3.9	0.43	ug/m3			03/02/20 15:41	2.99
Bromoethene(Vinyl Bromide)	ND		2.6	0.68	ug/m3			03/02/20 15:41	2.99
Trichlorofluoromethane	**1.4**	**J**	3.4	1.0	ug/m3			03/02/20 15:41	2.99
Freon TF	ND		4.6	0.87	ug/m3			03/02/20 15:41	2.99
1,1-Dichloroethene	ND		2.4	0.46	ug/m3			03/02/20 15:41	2.99
Acetone	**240**		36	8.5	ug/m3			03/02/20 15:41	2.99
Isopropyl alcohol	**5.2**	**J**	37	3.5	ug/m3			03/02/20 15:41	2.99
Carbon disulfide	ND		4.7	0.69	ug/m3			03/02/20 15:41	2.99
3-Chloropropene	ND		4.7	0.60	ug/m3			03/02/20 15:41	2.99
Methylene Chloride	ND		5.2	2.8	ug/m3			03/02/20 15:41	2.99
tert-Butyl alcohol	ND		45	0.34	ug/m3			03/02/20 15:41	2.99
Methyl tert-butyl ether	ND		2.2	0.36	ug/m3			03/02/20 15:41	2.99
trans-1,2-Dichloroethene	ND		2.4	0.50	ug/m3			03/02/20 15:41	2.99
n-Hexane	**88**		2.1	2.1	ug/m3			03/02/20 15:41	2.99
1,1-Dichloroethane	ND		2.4	0.50	ug/m3			03/02/20 15:41	2.99
Methyl Ethyl Ketone	**0.68**	**J**	4.4	0.63	ug/m3			03/02/20 15:41	2.99
cis-1,2-Dichloroethene	ND		2.4	0.53	ug/m3			03/02/20 15:41	2.99
1,2-Dichloroethene, Total	ND		4.7	0.50	ug/m3			03/02/20 15:41	2.99
Chloroform	ND		2.9	0.47	ug/m3			03/02/20 15:41	2.99
Tetrahydrofuran	ND		44	0.58	ug/m3			03/02/20 15:41	2.99
1,1,1-Trichloroethane	ND		3.3	0.59	ug/m3			03/02/20 15:41	2.99
Cyclohexane	**3.5**		2.1	0.47	ug/m3			03/02/20 15:41	2.99
Carbon tetrachloride	ND		3.8	0.45	ug/m3			03/02/20 15:41	2.99
2,2,4-Trimethylpentane	ND		2.8	0.57	ug/m3			03/02/20 15:41	2.99
Benzene	**1.3**	**J**	1.9	0.64	ug/m3			03/02/20 15:41	2.99
1,2-Dichloroethane	ND		2.4	0.39	ug/m3			03/02/20 15:41	2.99
n-Heptane	ND		2.5	0.69	ug/m3			03/02/20 15:41	2.99
Trichloroethene	**0.68**	**J**	3.2	0.56	ug/m3			03/02/20 15:41	2.99
Methyl methacrylate	ND		6.1	0.40	ug/m3			03/02/20 15:41	2.99
1,2-Dichloropropane	ND		2.8	0.46	ug/m3			03/02/20 15:41	2.99
1,4-Dioxane	ND		54	0.91	ug/m3			03/02/20 15:41	2.99
Bromodichloromethane	ND		4.0	0.70	ug/m3			03/02/20 15:41	2.99
cis-1,3-Dichloropropene	ND		2.7	0.43	ug/m3			03/02/20 15:41	2.99
methyl isobutyl ketone	ND		6.1	0.44	ug/m3			03/02/20 15:41	2.99
Toluene	**94**		2.3	1.2	ug/m3			03/02/20 15:41	2.99
trans-1,3-Dichloropropene	ND		2.7	0.53	ug/m3			03/02/20 15:41	2.99
1,1,2-Trichloroethane	ND		3.3	0.59	ug/m3			03/02/20 15:41	2.99
Tetrachloroethene	**3.0**	**J**	4.1	0.67	ug/m3			03/02/20 15:41	2.99
Methyl Butyl Ketone (2-Hexanone)	ND		6.1	0.59	ug/m3			03/02/20 15:41	2.99
Dibromochloromethane	ND		5.1	0.92	ug/m3			03/02/20 15:41	2.99
1,2-Dibromoethane	ND		4.6	1.1	ug/m3			03/02/20 15:41	2.99
Chlorobenzene	ND		2.8	0.77	ug/m3			03/02/20 15:41	2.99
Ethylbenzene	**1.0**	**J**	2.6	0.82	ug/m3			03/02/20 15:41	2.99
m,p-Xylene	ND		6.5	1.3	ug/m3			03/02/20 15:41	2.99
Xylene, o-	**1.1**	**J**	2.6	0.62	ug/m3			03/02/20 15:41	2.99
Xylene (total)	**1.1**	**J**	9.1	0.62	ug/m3			03/02/20 15:41	2.99
Styrene	ND		2.5	0.51	ug/m3			03/02/20 15:41	2.99

Client Sample ID: 10-IA-2-2020

Lab Sample ID: 200-52793-2

Date Collected: 02/25/20 15:58
Matrix: Air
Date Received: 02/27/20 10:40
Sample Container: Summa Canister 6L

Method: TO-15 - Volatile Organic Compounds in Ambient Air - DL (Continued)

Analyte	Result	Qualifier	RL	MDL	Unit	D	Prepared	Analyzed	Dil Fac
Bromoform	ND		6.2	1.5	ug/m3			03/02/20 15:41	2.99
Cumene	ND		2.9	0.51	ug/m3			03/02/20 15:41	2.99
1,1,2,2-Tetrachloroethane	ND		4.1	0.86	ug/m3			03/02/20 15:41	2.99
n-Propylbenzene	ND		2.9	0.57	ug/m3			03/02/20 15:41	2.99
4-Ethyltoluene	ND		2.9	0.60	ug/m3			03/02/20 15:41	2.99
1,3,5-Trimethylbenzene	ND		2.9	0.57	ug/m3			03/02/20 15:41	2.99
2-Chlorotoluene	ND		3.1	0.65	ug/m3			03/02/20 15:41	2.99
tert-Butylbenzene	ND		3.3	0.57	ug/m3			03/02/20 15:41	2.99
1,2,4-Trimethylbenzene	ND		2.9	0.65	ug/m3			03/02/20 15:41	2.99
sec-Butylbenzene	ND		3.3	0.57	ug/m3			03/02/20 15:41	2.99
4-Isopropyltoluene	ND		3.3	0.64	ug/m3			03/02/20 15:41	2.99
1,3-Dichlorobenzene	ND		3.6	2.0	ug/m3			03/02/20 15:41	2.99
1,4-Dichlorobenzene	ND		3.6	2.2	ug/m3			03/02/20 15:41	2.99
Benzyl chloride	ND		3.1	1.3	ug/m3			03/02/20 15:41	2.99
n-Butylbenzene	ND		3.3	0.64	ug/m3			03/02/20 15:41	2.99
1,2-Dichlorobenzene	ND		3.6	1.7	ug/m3			03/02/20 15:41	2.99
1,2,4-Trichlorobenzene	ND		11	4.9	ug/m3			03/02/20 15:41	2.99
Hexachlorobutadiene	ND		6.4	2.4	ug/m3			03/02/20 15:41	2.99
Naphthalene	ND		7.8	2.7	ug/m3			03/02/20 15:41	2.99

Client Sample ID: 8-IA-1-2020

Lab Sample ID: 200-52793-3

Date Collected: 02/25/20 15:15
Matrix: Air
Date Received: 02/27/20 10:40
Sample Container: Summa Canister 6L

Method: TO-15 - Volatile Organic Compounds in Ambient Air

Analyte	Result	Qualifier	RL	MDL	Unit	D	Prepared	Analyzed	Dil Fac
Dichlorodifluoromethane	**2.3**	**J**	2.5	0.54	ug/m3			02/28/20 01:28	1
Freon 22	**6.5**		1.8	0.42	ug/m3			02/28/20 01:28	1
1,2-Dichlorotetrafluoroethane	ND		1.4	0.24	ug/m3			02/28/20 01:28	1
Chloromethane	**1.3**		1.0	0.23	ug/m3			02/28/20 01:28	1
n-Butane	**3.8**		1.2	0.26	ug/m3			02/28/20 01:28	1
Vinyl chloride	ND		0.51	0.11	ug/m3			02/28/20 01:28	1
1,3-Butadiene	ND		0.44	0.13	ug/m3			02/28/20 01:28	1
Bromomethane	ND		0.78	0.20	ug/m3			02/28/20 01:28	1
Chloroethane	ND		1.3	0.14	ug/m3			02/28/20 01:28	1
Bromoethene(Vinyl Bromide)	ND		0.87	0.23	ug/m3			02/28/20 01:28	1
Trichlorofluoromethane	**1.5**		1.1	0.34	ug/m3			02/28/20 01:28	1
Freon TF	**0.78**	**J**	1.5	0.29	ug/m3			02/28/20 01:28	1
1,1-Dichloroethene	ND		0.79	0.15	ug/m3			02/28/20 01:28	1
Acetone	**19**		12	2.9	ug/m3			02/28/20 01:28	1
Isopropyl alcohol	ND		12	1.2	ug/m3			02/28/20 01:28	1
Carbon disulfide	ND		1.6	0.23	ug/m3			02/28/20 01:28	1
3-Chloropropene	ND		1.6	0.20	ug/m3			02/28/20 01:28	1
Methylene Chloride	**1.1**	**J**	1.7	0.94	ug/m3			02/28/20 01:28	1
tert-Butyl alcohol	**0.33**	**J**	15	0.12	ug/m3			02/28/20 01:28	1
Methyl tert-butyl ether	ND		0.72	0.12	ug/m3			02/28/20 01:28	1
trans-1,2-Dichloroethene	ND		0.79	0.17	ug/m3			02/28/20 01:28	1
n-Hexane	**9.2**		0.70	0.70	ug/m3			02/28/20 01:28	1

Client Sample ID: 8-IA-1-2020

Lab Sample ID: 200-52793-3

Date Collected: 02/25/20 15:15
Date Received: 02/27/20 10:40
Sample Container: Summa Canister 6L

Matrix: Air

Method: TO-15 - Volatile Organic Compounds in Ambient Air (Continued)

Analyte	Result	Qualifier	RL	MDL	Unit	D	Prepared	Analyzed	Dil Fac
1,1-Dichloroethane	ND		0.81	0.17	ug/m3			02/28/20 01:28	1
Methyl Ethyl Ketone	**1.6**		1.5	0.21	ug/m3			02/28/20 01:28	1
cis-1,2-Dichloroethene	**0.59**	**J**	0.79	0.18	ug/m3			02/28/20 01:28	1
1,2-Dichloroethene, Total	**0.59**	**J**	1.6	0.17	ug/m3			02/28/20 01:28	1
Chloroform	ND		0.98	0.16	ug/m3			02/28/20 01:28	1
Tetrahydrofuran	**0.36**	**J**	15	0.19	ug/m3			02/28/20 01:28	1
1,1,1-Trichloroethane	ND		1.1	0.20	ug/m3			02/28/20 01:28	1
Cyclohexane	**0.33**	**J**	0.69	0.16	ug/m3			02/28/20 01:28	1
Carbon tetrachloride	**0.40**	**J**	1.3	0.15	ug/m3			02/28/20 01:28	1
2,2,4-Trimethylpentane	ND		0.93	0.19	ug/m3			02/28/20 01:28	1
Benzene	**0.64**		0.64	0.21	ug/m3			02/28/20 01:28	1
1,2-Dichloroethane	ND		0.81	0.13	ug/m3			02/28/20 01:28	1
n-Heptane	**0.36**	**J**	0.82	0.23	ug/m3			02/28/20 01:28	1
Trichloroethene	**2.8**		1.1	0.19	ug/m3			02/28/20 01:28	1
Methyl methacrylate	ND		2.0	0.14	ug/m3			02/28/20 01:28	1
1,2-Dichloropropane	ND		0.92	0.15	ug/m3			02/28/20 01:28	1
1,4-Dioxane	**1.1**	**J**	18	0.30	ug/m3			02/28/20 01:28	1
Bromodichloromethane	ND		1.3	0.23	ug/m3			02/28/20 01:28	1
cis-1,3-Dichloropropene	ND		0.91	0.15	ug/m3			02/28/20 01:28	1
methyl isobutyl ketone	ND		2.0	0.15	ug/m3			02/28/20 01:28	1
Toluene	**4.0**		0.75	0.41	ug/m3			02/28/20 01:28	1
trans-1,3-Dichloropropene	ND		0.91	0.18	ug/m3			02/28/20 01:28	1
1,1,2-Trichloroethane	ND		1.1	0.20	ug/m3			02/28/20 01:28	1
Tetrachloroethene	**0.25**	**J**	1.4	0.22	ug/m3			02/28/20 01:28	1
Methyl Butyl Ketone (2-Hexanone)	ND		2.0	0.20	ug/m3			02/28/20 01:28	1
Dibromochloromethane	ND		1.7	0.31	ug/m3			02/28/20 01:28	1
1,2-Dibromoethane	ND		1.5	0.38	ug/m3			02/28/20 01:28	1
Chlorobenzene	ND		0.92	0.26	ug/m3			02/28/20 01:28	1
Ethylbenzene	ND		0.87	0.27	ug/m3			02/28/20 01:28	1
m,p-Xylene	**0.60**	**J**	2.2	0.43	ug/m3			02/28/20 01:28	1
Xylene, o-	**0.24**	**J**	0.87	0.21	ug/m3			02/28/20 01:28	1
Xylene (total)	**0.84**	**J**	3.0	0.21	ug/m3			02/28/20 01:28	1
Styrene	ND		0.85	0.17	ug/m3			02/28/20 01:28	1
Bromoform	ND		2.1	0.50	ug/m3			02/28/20 01:28	1
Cumene	ND		0.98	0.17	ug/m3			02/28/20 01:28	1
1,1,2,2-Tetrachloroethane	ND		1.4	0.29	ug/m3			02/28/20 01:28	1
n-Propylbenzene	ND		0.98	0.19	ug/m3			02/28/20 01:28	1
4-Ethyltoluene	ND		0.98	0.20	ug/m3			02/28/20 01:28	1
1,3,5-Trimethylbenzene	ND		0.98	0.19	ug/m3			02/28/20 01:28	1
2-Chlorotoluene	ND		1.0	0.22	ug/m3			02/28/20 01:28	1
tert-Butylbenzene	ND		1.1	0.19	ug/m3			02/28/20 01:28	1
1,2,4-Trimethylbenzene	**0.27**	**J B**	0.98	0.22	ug/m3			02/28/20 01:28	1
sec-Butylbenzene	ND		1.1	0.19	ug/m3			02/28/20 01:28	1
4-Isopropyltoluene	ND		1.1	0.21	ug/m3			02/28/20 01:28	1
1,3-Dichlorobenzene	ND		1.2	0.66	ug/m3			02/28/20 01:28	1
1,4-Dichlorobenzene	ND		1.2	0.72	ug/m3			02/28/20 01:28	1
Benzyl chloride	ND	^ *	1.0	0.44	ug/m3			02/28/20 01:28	1
n-Butylbenzene	ND		1.1	0.21	ug/m3			02/28/20 01:28	1

Client Sample ID: 8-IA-1-2020

Lab Sample ID: 200-52793-3

Date Collected: 02/25/20 15:15
Matrix: Air
Date Received: 02/27/20 10:40
Sample Container: Summa Canister 6L

Method: TO-15 - Volatile Organic Compounds in Ambient Air (Continued)

Analyte	Result	Qualifier	RL	MDL	Unit	D	Prepared	Analyzed	Dil Fac
1,2-Dichlorobenzene	ND		1.2	0.58	ug/m3			02/28/20 01:28	1
1,2,4-Trichlorobenzene	ND		3.7	1.6	ug/m3			02/28/20 01:28	1
Hexachlorobutadiene	ND		2.1	0.81	ug/m3			02/28/20 01:28	1
Naphthalene	ND		2.6	0.89	ug/m3			02/28/20 01:28	1

Client Sample ID: 8-IA-2-2020

Lab Sample ID: 200-52793-4

Date Collected: 02/25/20 16:08
Matrix: Air
Date Received: 02/27/20 10:40
Sample Container: Summa Canister 6L

Method: TO-15 - Volatile Organic Compounds in Ambient Air

Analyte	Result	Qualifier	RL	MDL	Unit	D	Prepared	Analyzed	Dil Fac
Dichlorodifluoromethane	**2.1**	**J**	2.5	0.54	ug/m3			02/28/20 02:31	1
Freon 22	**8.2**		1.8	0.42	ug/m3			02/28/20 02:31	1
1,2-Dichlorotetrafluoroethane	ND		1.4	0.24	ug/m3			02/28/20 02:31	1
Chloromethane	**1.3**		1.0	0.23	ug/m3			02/28/20 02:31	1
n-Butane	**4.2**		1.2	0.26	ug/m3			02/28/20 02:31	1
Vinyl chloride	ND		0.51	0.11	ug/m3			02/28/20 02:31	1
1,3-Butadiene	ND		0.44	0.13	ug/m3			02/28/20 02:31	1
Bromomethane	ND		0.78	0.20	ug/m3			02/28/20 02:31	1
Chloroethane	ND		1.3	0.14	ug/m3			02/28/20 02:31	1
Bromoethene(Vinyl Bromide)	ND		0.87	0.23	ug/m3			02/28/20 02:31	1
Trichlorofluoromethane	**1.6**		1.1	0.34	ug/m3			02/28/20 02:31	1
Freon TF	**0.81**	**J**	1.5	0.29	ug/m3			02/28/20 02:31	1
1,1-Dichloroethene	ND		0.79	0.15	ug/m3			02/28/20 02:31	1
Acetone	**14**		12	2.9	ug/m3			02/28/20 02:31	1
Isopropyl alcohol	**2.3**	**J**	12	1.2	ug/m3			02/28/20 02:31	1
Carbon disulfide	ND		1.6	0.23	ug/m3			02/28/20 02:31	1
3-Chloropropene	ND		1.6	0.20	ug/m3			02/28/20 02:31	1
Methylene Chloride	ND		1.7	0.94	ug/m3			02/28/20 02:31	1
tert-Butyl alcohol	**0.48**	**J**	15	0.12	ug/m3			02/28/20 02:31	1
Methyl tert-butyl ether	ND		0.72	0.12	ug/m3			02/28/20 02:31	1
trans-1,2-Dichloroethene	ND		0.79	0.17	ug/m3			02/28/20 02:31	1
n-Hexane	**7.3**		0.70	0.70	ug/m3			02/28/20 02:31	1
1,1-Dichloroethane	ND		0.81	0.17	ug/m3			02/28/20 02:31	1
Methyl Ethyl Ketone	**2.7**		1.5	0.21	ug/m3			02/28/20 02:31	1
cis-1,2-Dichloroethene	**1.1**		0.79	0.18	ug/m3			02/28/20 02:31	1
1,2-Dichloroethene, Total	**1.1**	**J**	1.6	0.17	ug/m3			02/28/20 02:31	1
Chloroform	ND		0.98	0.16	ug/m3			02/28/20 02:31	1
Tetrahydrofuran	ND		15	0.19	ug/m3			02/28/20 02:31	1
1,1,1-Trichloroethane	ND		1.1	0.20	ug/m3			02/28/20 02:31	1
Cyclohexane	ND		0.69	0.16	ug/m3			02/28/20 02:31	1
Carbon tetrachloride	**0.38**	**J**	1.3	0.15	ug/m3			02/28/20 02:31	1
2,2,4-Trimethylpentane	**0.22**	**J**	0.93	0.19	ug/m3			02/28/20 02:31	1
Benzene	**0.65**		0.64	0.21	ug/m3			02/28/20 02:31	1
1,2-Dichloroethane	ND		0.81	0.13	ug/m3			02/28/20 02:31	1
n-Heptane	**0.52**	**J**	0.82	0.23	ug/m3			02/28/20 02:31	1
Trichloroethene	**4.0**		1.1	0.19	ug/m3			02/28/20 02:31	1
Methyl methacrylate	ND		2.0	0.14	ug/m3			02/28/20 02:31	1

Client Sample ID: 8-IA-2-2020

Lab Sample ID: 200-52793-4

Date Collected: 02/25/20 16:08
Matrix: Air
Date Received: 02/27/20 10:40
Sample Container: Summa Canister 6L

Method: TO-15 - Volatile Organic Compounds in Ambient Air (Continued)

Analyte	Result	Qualifier	RL	MDL	Unit	D	Prepared	Analyzed	Dil Fac
1,2-Dichloropropane	ND		0.92	0.15	ug/m3			02/28/20 02:31	1
1,4-Dioxane	ND		18	0.30	ug/m3			02/28/20 02:31	1
Bromodichloromethane	ND		1.3	0.23	ug/m3			02/28/20 02:31	1
cis-1,3-Dichloropropene	ND		0.91	0.15	ug/m3			02/28/20 02:31	1
methyl isobutyl ketone	**0.46**	**J**	2.0	0.15	ug/m3			02/28/20 02:31	1
Toluene	**3.7**		0.75	0.41	ug/m3			02/28/20 02:31	1
trans-1,3-Dichloropropene	ND		0.91	0.18	ug/m3			02/28/20 02:31	1
1,1,2-Trichloroethane	ND		1.1	0.20	ug/m3			02/28/20 02:31	1
Tetrachloroethene	**0.34**	**J**	1.4	0.22	ug/m3			02/28/20 02:31	1
Methyl Butyl Ketone (2-Hexanone)	ND		2.0	0.20	ug/m3			02/28/20 02:31	1
Dibromochloromethane	ND		1.7	0.31	ug/m3			02/28/20 02:31	1
1,2-Dibromoethane	ND		1.5	0.38	ug/m3			02/28/20 02:31	1
Chlorobenzene	ND		0.92	0.26	ug/m3			02/28/20 02:31	1
Ethylbenzene	ND		0.87	0.27	ug/m3			02/28/20 02:31	1
m,p-Xylene	**0.57**	**J**	2.2	0.43	ug/m3			02/28/20 02:31	1
Xylene, o-	**0.25**	**J**	0.87	0.21	ug/m3			02/28/20 02:31	1
Xylene (total)	**0.82**	**J**	3.0	0.21	ug/m3			02/28/20 02:31	1
Styrene	ND		0.85	0.17	ug/m3			02/28/20 02:31	1
Bromoform	ND		2.1	0.50	ug/m3			02/28/20 02:31	1
Cumene	ND		0.98	0.17	ug/m3			02/28/20 02:31	1
1,1,2,2-Tetrachloroethane	ND		1.4	0.29	ug/m3			02/28/20 02:31	1
n-Propylbenzene	ND		0.98	0.19	ug/m3			02/28/20 02:31	1
4-Ethyltoluene	ND		0.98	0.20	ug/m3			02/28/20 02:31	1
1,3,5-Trimethylbenzene	ND		0.98	0.19	ug/m3			02/28/20 02:31	1
2-Chlorotoluene	ND		1.0	0.22	ug/m3			02/28/20 02:31	1
tert-Butylbenzene	ND		1.1	0.19	ug/m3			02/28/20 02:31	1
1,2,4-Trimethylbenzene	**0.25**	**J B**	0.98	0.22	ug/m3			02/28/20 02:31	1
sec-Butylbenzene	ND		1.1	0.19	ug/m3			02/28/20 02:31	1
4-Isopropyltoluene	ND		1.1	0.21	ug/m3			02/28/20 02:31	1
1,3-Dichlorobenzene	ND		1.2	0.66	ug/m3			02/28/20 02:31	1
1,4-Dichlorobenzene	ND		1.2	0.72	ug/m3			02/28/20 02:31	1
Benzyl chloride	ND	* ^	1.0	0.44	ug/m3			02/28/20 02:31	1
n-Butylbenzene	ND		1.1	0.21	ug/m3			02/28/20 02:31	1
1,2-Dichlorobenzene	ND		1.2	0.58	ug/m3			02/28/20 02:31	1
1,2,4-Trichlorobenzene	ND		3.7	1.6	ug/m3			02/28/20 02:31	1
Hexachlorobutadiene	ND		2.1	0.81	ug/m3			02/28/20 02:31	1
Naphthalene	ND		2.6	0.89	ug/m3			02/28/20 02:31	1

Client Sample ID: 7A-IA-1-2020

Lab Sample ID: 200-52793-5

Date Collected: 02/25/20 16:21
Matrix: Air
Date Received: 02/27/20 10:40
Sample Container: Summa Canister 6L

Method: TO-15 - Volatile Organic Compounds in Ambient Air

Analyte	Result	Qualifier	RL	MDL	Unit	D	Prepared	Analyzed	Dil Fac
Dichlorodifluoromethane	**2.1**	**J**	2.5	0.54	ug/m3			02/28/20 06:30	1
Freon 22	**16**		1.8	0.42	ug/m3			02/28/20 06:30	1
1,2-Dichlorotetrafluoroethane	ND		1.4	0.24	ug/m3			02/28/20 06:30	1
Chloromethane	**1.3**		1.0	0.23	ug/m3			02/28/20 06:30	1

Client Sample Results

Client: GHD Services Inc.
Project/Site: 058507, GM-Lockport Air Samples

Job ID: 200-52793-1

Client Sample ID: 7A-IA-1-2020

Lab Sample ID: 200-52793-5

Date Collected: 02/25/20 16:21
Matrix: Air
Date Received: 02/27/20 10:40
Sample Container: Summa Canister 6L

Method: TO-15 - Volatile Organic Compounds in Ambient Air (Continued)

Analyte	Result	Qualifier	RL	MDL	Unit	D	Prepared	Analyzed	Dil Fac
n-Butane	**17**		1.2	0.26	ug/m3			02/28/20 06:30	1
Vinyl chloride	ND		0.51	0.11	ug/m3			02/28/20 06:30	1
1,3-Butadiene	ND		0.44	0.13	ug/m3			02/28/20 06:30	1
Bromomethane	ND		0.78	0.20	ug/m3			02/28/20 06:30	1
Chloroethane	ND		1.3	0.14	ug/m3			02/28/20 06:30	1
Bromoethene(Vinyl Bromide)	ND		0.87	0.23	ug/m3			02/28/20 06:30	1
Trichlorofluoromethane	**1.0**	**J**	1.1	0.34	ug/m3			02/28/20 06:30	1
Freon TF	**0.50**	**J**	1.5	0.29	ug/m3			02/28/20 06:30	1
1,1-Dichloroethene	ND		0.79	0.15	ug/m3			02/28/20 06:30	1
Acetone	**160**	**E**	12	2.9	ug/m3			02/28/20 06:30	1
Isopropyl alcohol	**52**		12	1.2	ug/m3			02/28/20 06:30	1
Carbon disulfide	ND		1.6	0.23	ug/m3			02/28/20 06:30	1
3-Chloropropene	**1.4**	**J**	1.6	0.20	ug/m3			02/28/20 06:30	1
Methylene Chloride	ND		1.7	0.94	ug/m3			02/28/20 06:30	1
tert-Butyl alcohol	**7.2**	**J**	15	0.12	ug/m3			02/28/20 06:30	1
Methyl tert-butyl ether	ND		0.72	0.12	ug/m3			02/28/20 06:30	1
trans-1,2-Dichloroethene	ND		0.79	0.17	ug/m3			02/28/20 06:30	1
n-Hexane	ND		0.70	0.70	ug/m3			02/28/20 06:30	1
1,1-Dichloroethane	ND		0.81	0.17	ug/m3			02/28/20 06:30	1
Methyl Ethyl Ketone	**210**	**E**	1.5	0.21	ug/m3			02/28/20 06:30	1
cis-1,2-Dichloroethene	ND		0.79	0.18	ug/m3			02/28/20 06:30	1
1,2-Dichloroethene, Total	ND		1.6	0.17	ug/m3			02/28/20 06:30	1
Chloroform	ND		0.98	0.16	ug/m3			02/28/20 06:30	1
Tetrahydrofuran	**11**	**J**	15	0.19	ug/m3			02/28/20 06:30	1
1,1,1-Trichloroethane	ND		1.1	0.20	ug/m3			02/28/20 06:30	1
Cyclohexane	ND		0.69	0.16	ug/m3			02/28/20 06:30	1
Carbon tetrachloride	**0.39**	**J**	1.3	0.15	ug/m3			02/28/20 06:30	1
2,2,4-Trimethylpentane	ND		0.93	0.19	ug/m3			02/28/20 06:30	1
Benzene	**0.43**	**J**	0.64	0.21	ug/m3			02/28/20 06:30	1
1,2-Dichloroethane	ND		0.81	0.13	ug/m3			02/28/20 06:30	1
n-Heptane	**7.1**		0.82	0.23	ug/m3			02/28/20 06:30	1
Trichloroethene	**0.98**	**J**	1.1	0.19	ug/m3			02/28/20 06:30	1
Methyl methacrylate	ND		2.0	0.14	ug/m3			02/28/20 06:30	1
1,2-Dichloropropane	ND		0.92	0.15	ug/m3			02/28/20 06:30	1
1,4-Dioxane	**0.41**	**J**	18	0.30	ug/m3			02/28/20 06:30	1
Bromodichloromethane	ND		1.3	0.23	ug/m3			02/28/20 06:30	1
cis-1,3-Dichloropropene	ND		0.91	0.15	ug/m3			02/28/20 06:30	1
methyl isobutyl ketone	**9.4**		2.0	0.15	ug/m3			02/28/20 06:30	1
Toluene	**2.5**		0.75	0.41	ug/m3			02/28/20 06:30	1
trans-1,3-Dichloropropene	ND		0.91	0.18	ug/m3			02/28/20 06:30	1
1,1,2-Trichloroethane	ND		1.1	0.20	ug/m3			02/28/20 06:30	1
Tetrachloroethene	**3.7**		1.4	0.22	ug/m3			02/28/20 06:30	1
Methyl Butyl Ketone (2-Hexanone)	ND		2.0	0.20	ug/m3			02/28/20 06:30	1
Dibromochloromethane	ND		1.7	0.31	ug/m3			02/28/20 06:30	1
1,2-Dibromoethane	ND		1.5	0.38	ug/m3			02/28/20 06:30	1
Chlorobenzene	**0.33**	**J**	0.92	0.26	ug/m3			02/28/20 06:30	1
Ethylbenzene	**5.2**		0.87	0.27	ug/m3			02/28/20 06:30	1
m,p-Xylene	**13**		2.2	0.43	ug/m3			02/28/20 06:30	1

Client Sample Results

Client: GHD Services Inc.
Project/Site: 058507, GM-Lockport Air Samples

Job ID: 200-52793-1

Client Sample ID: 7A-IA-1-2020

Lab Sample ID: 200-52793-5

Date Collected: 02/25/20 16:21
Matrix: Air
Date Received: 02/27/20 10:40
Sample Container: Summa Canister 6L

Method: TO-15 - Volatile Organic Compounds in Ambient Air (Continued)

Analyte	Result	Qualifier	RL	MDL	Unit	D	Prepared	Analyzed	Dil Fac
Xylene, o-	**4.7**		0.87	0.21	ug/m3			02/28/20 06:30	1
Xylene (total)	**18**		3.0	0.21	ug/m3			02/28/20 06:30	1
Styrene	**1.3**	**B**	0.85	0.17	ug/m3			02/28/20 06:30	1
Bromoform	ND		2.1	0.50	ug/m3			02/28/20 06:30	1
Cumene	**1.2**	**B**	0.98	0.17	ug/m3			02/28/20 06:30	1
1,1,2,2-Tetrachloroethane	ND		1.4	0.29	ug/m3			02/28/20 06:30	1
n-Propylbenzene	**2.0**	**B**	0.98	0.19	ug/m3			02/28/20 06:30	1
4-Ethyltoluene	**2.4**	**B**	0.98	0.20	ug/m3			02/28/20 06:30	1
1,3,5-Trimethylbenzene	**3.8**	**B**	0.98	0.19	ug/m3			02/28/20 06:30	1
2-Chlorotoluene	ND		1.0	0.22	ug/m3			02/28/20 06:30	1
tert-Butylbenzene	ND		1.1	0.19	ug/m3			02/28/20 06:30	1
1,2,4-Trimethylbenzene	**10**	**B**	0.98	0.22	ug/m3			02/28/20 06:30	1
sec-Butylbenzene	**0.44**	**J B**	1.1	0.19	ug/m3			02/28/20 06:30	1
4-Isopropyltoluene	**85**	**B**	1.1	0.21	ug/m3			02/28/20 06:30	1
1,3-Dichlorobenzene	ND		1.2	0.66	ug/m3			02/28/20 06:30	1
1,4-Dichlorobenzene	**2.0**		1.2	0.72	ug/m3			02/28/20 06:30	1
Benzyl chloride	ND	* ^	1.0	0.44	ug/m3			02/28/20 06:30	1
n-Butylbenzene	ND		1.1	0.21	ug/m3			02/28/20 06:30	1
1,2-Dichlorobenzene	ND		1.2	0.58	ug/m3			02/28/20 06:30	1
1,2,4-Trichlorobenzene	ND		3.7	1.6	ug/m3			02/28/20 06:30	1
Hexachlorobutadiene	ND		2.1	0.81	ug/m3			02/28/20 06:30	1
Naphthalene	ND		2.6	0.89	ug/m3			02/28/20 06:30	1

Method: TO-15 - Volatile Organic Compounds in Ambient Air - DL

Analyte	Result	Qualifier	RL	MDL	Unit	D	Prepared	Analyzed	Dil Fac
Dichlorodifluoromethane	**2.4**	**J**	7.4	1.6	ug/m3			03/02/20 16:34	2.99
Freon 22	**21**		5.3	1.3	ug/m3			03/02/20 16:34	2.99
1,2-Dichlorotetrafluoroethane	ND		4.2	0.73	ug/m3			03/02/20 16:34	2.99
Chloromethane	**1.6**	**J**	3.1	0.68	ug/m3			03/02/20 16:34	2.99
n-Butane	**22**		3.6	0.78	ug/m3			03/02/20 16:34	2.99
Vinyl chloride	ND		1.5	0.34	ug/m3			03/02/20 16:34	2.99
1,3-Butadiene	ND		1.3	0.38	ug/m3			03/02/20 16:34	2.99
Bromomethane	ND		2.3	0.59	ug/m3			03/02/20 16:34	2.99
Chloroethane	ND		3.9	0.43	ug/m3			03/02/20 16:34	2.99
Bromoethene(Vinyl Bromide)	ND		2.6	0.68	ug/m3			03/02/20 16:34	2.99
Trichlorofluoromethane	**1.2**	**J**	3.4	1.0	ug/m3			03/02/20 16:34	2.99
Freon TF	ND		4.6	0.87	ug/m3			03/02/20 16:34	2.99
1,1-Dichloroethene	ND		2.4	0.46	ug/m3			03/02/20 16:34	2.99
Acetone	**170**		36	8.5	ug/m3			03/02/20 16:34	2.99
Isopropyl alcohol	**45**		37	3.5	ug/m3			03/02/20 16:34	2.99
Carbon disulfide	ND		4.7	0.69	ug/m3			03/02/20 16:34	2.99
3-Chloropropene	ND		4.7	0.60	ug/m3			03/02/20 16:34	2.99
Methylene Chloride	ND		5.2	2.8	ug/m3			03/02/20 16:34	2.99
tert-Butyl alcohol	**5.8**	**J**	45	0.34	ug/m3			03/02/20 16:34	2.99
Methyl tert-butyl ether	ND		2.2	0.36	ug/m3			03/02/20 16:34	2.99
trans-1,2-Dichloroethene	ND		2.4	0.50	ug/m3			03/02/20 16:34	2.99
n-Hexane	ND		2.1	2.1	ug/m3			03/02/20 16:34	2.99
1,1-Dichloroethane	ND		2.4	0.50	ug/m3			03/02/20 16:34	2.99
Methyl Ethyl Ketone	**160**		4.4	0.63	ug/m3			03/02/20 16:34	2.99

Client Sample ID: 7A-IA-1-2020

Lab Sample ID: 200-52793-5

Date Collected: 02/25/20 16:21
Matrix: Air
Date Received: 02/27/20 10:40
Sample Container: Summa Canister 6L

Method: TO-15 - Volatile Organic Compounds in Ambient Air - DL (Continued)

Analyte	Result	Qualifier	RL	MDL	Unit	D	Prepared	Analyzed	Dil Fac
cis-1,2-Dichloroethene	ND		2.4	0.53	ug/m3			03/02/20 16:34	2.99
1,2-Dichloroethene, Total	ND		4.7	0.50	ug/m3			03/02/20 16:34	2.99
Chloroform	ND		2.9	0.47	ug/m3			03/02/20 16:34	2.99
Tetrahydrofuran	**8.9**	**J**	44	0.58	ug/m3			03/02/20 16:34	2.99
1,1,1-Trichloroethane	ND		3.3	0.59	ug/m3			03/02/20 16:34	2.99
Cyclohexane	ND		2.1	0.47	ug/m3			03/02/20 16:34	2.99
Carbon tetrachloride	ND		3.8	0.45	ug/m3			03/02/20 16:34	2.99
2,2,4-Trimethylpentane	ND		2.8	0.57	ug/m3			03/02/20 16:34	2.99
Benzene	ND		1.9	0.64	ug/m3			03/02/20 16:34	2.99
1,2-Dichloroethane	ND		2.4	0.39	ug/m3			03/02/20 16:34	2.99
n-Heptane	**5.7**		2.5	0.69	ug/m3			03/02/20 16:34	2.99
Trichloroethene	**0.77**	**J**	3.2	0.56	ug/m3			03/02/20 16:34	2.99
Methyl methacrylate	ND		6.1	0.40	ug/m3			03/02/20 16:34	2.99
1,2-Dichloropropane	ND		2.8	0.46	ug/m3			03/02/20 16:34	2.99
1,4-Dioxane	ND		54	0.91	ug/m3			03/02/20 16:34	2.99
Bromodichloromethane	ND		4.0	0.70	ug/m3			03/02/20 16:34	2.99
cis-1,3-Dichloropropene	ND		2.7	0.43	ug/m3			03/02/20 16:34	2.99
methyl isobutyl ketone	**6.7**		6.1	0.44	ug/m3			03/02/20 16:34	2.99
Toluene	**2.1**	**J**	2.3	1.2	ug/m3			03/02/20 16:34	2.99
trans-1,3-Dichloropropene	ND		2.7	0.53	ug/m3			03/02/20 16:34	2.99
1,1,2-Trichloroethane	ND		3.3	0.59	ug/m3			03/02/20 16:34	2.99
Tetrachloroethene	**2.5**	**J**	4.1	0.67	ug/m3			03/02/20 16:34	2.99
Methyl Butyl Ketone (2-Hexanone)	ND		6.1	0.59	ug/m3			03/02/20 16:34	2.99
Dibromochloromethane	ND		5.1	0.92	ug/m3			03/02/20 16:34	2.99
1,2-Dibromoethane	ND		4.6	1.1	ug/m3			03/02/20 16:34	2.99
Chlorobenzene	ND		2.8	0.77	ug/m3			03/02/20 16:34	2.99
Ethylbenzene	**3.7**		2.6	0.82	ug/m3			03/02/20 16:34	2.99
m,p-Xylene	**7.6**		6.5	1.3	ug/m3			03/02/20 16:34	2.99
Xylene, o-	**3.1**		2.6	0.62	ug/m3			03/02/20 16:34	2.99
Xylene (total)	**11**		9.1	0.62	ug/m3			03/02/20 16:34	2.99
Styrene	**0.70**	**J**	2.5	0.51	ug/m3			03/02/20 16:34	2.99
Bromoform	ND		6.2	1.5	ug/m3			03/02/20 16:34	2.99
Cumene	**0.79**	**J**	2.9	0.51	ug/m3			03/02/20 16:34	2.99
1,1,2,2-Tetrachloroethane	ND		4.1	0.86	ug/m3			03/02/20 16:34	2.99
n-Propylbenzene	**1.3**	**J**	2.9	0.57	ug/m3			03/02/20 16:34	2.99
4-Ethyltoluene	**2.1**	**J**	2.9	0.60	ug/m3			03/02/20 16:34	2.99
1,3,5-Trimethylbenzene	**1.5**	**J**	2.9	0.57	ug/m3			03/02/20 16:34	2.99
2-Chlorotoluene	ND		3.1	0.65	ug/m3			03/02/20 16:34	2.99
tert-Butylbenzene	ND		3.3	0.57	ug/m3			03/02/20 16:34	2.99
1,2,4-Trimethylbenzene	**5.6**		2.9	0.65	ug/m3			03/02/20 16:34	2.99
sec-Butylbenzene	ND		3.3	0.57	ug/m3			03/02/20 16:34	2.99
4-Isopropyltoluene	**41**		3.3	0.64	ug/m3			03/02/20 16:34	2.99
1,3-Dichlorobenzene	ND		3.6	2.0	ug/m3			03/02/20 16:34	2.99
1,4-Dichlorobenzene	ND		3.6	2.2	ug/m3			03/02/20 16:34	2.99
Benzyl chloride	ND		3.1	1.3	ug/m3			03/02/20 16:34	2.99
n-Butylbenzene	ND		3.3	0.64	ug/m3			03/02/20 16:34	2.99
1,2-Dichlorobenzene	ND		3.6	1.7	ug/m3			03/02/20 16:34	2.99
1,2,4-Trichlorobenzene	ND		11	4.9	ug/m3			03/02/20 16:34	2.99

Client Sample ID: 7A-IA-1-2020

Lab Sample ID: 200-52793-5

Date Collected: 02/25/20 16:21
Matrix: Air
Date Received: 02/27/20 10:40
Sample Container: Summa Canister 6L

Method: TO-15 - Volatile Organic Compounds in Ambient Air - DL (Continued)

Analyte	Result	Qualifier	RL	MDL	Unit	D	Prepared	Analyzed	Dil Fac
Hexachlorobutadiene	ND		6.4	2.4	ug/m3			03/02/20 16:34	2.99
Naphthalene	ND		7.8	2.7	ug/m3			03/02/20 16:34	2.99

Client Sample ID: 7A-IA-2-2020

Lab Sample ID: 200-52793-6

Date Collected: 02/25/20 16:19
Matrix: Air
Date Received: 02/27/20 10:40
Sample Container: Summa Canister 6L

Method: TO-15 - Volatile Organic Compounds in Ambient Air

Analyte	Result	Qualifier	RL	MDL	Unit	D	Prepared	Analyzed	Dil Fac
Dichlorodifluoromethane	**2.0**	**J**	2.5	0.54	ug/m3			02/28/20 03:32	1
Freon 22	**22**		1.8	0.42	ug/m3			02/28/20 03:32	1
1,2-Dichlorotetrafluoroethane	ND		1.4	0.24	ug/m3			02/28/20 03:32	1
Chloromethane	**1.2**		1.0	0.23	ug/m3			02/28/20 03:32	1
n-Butane	**3.5**		1.2	0.26	ug/m3			02/28/20 03:32	1
Vinyl chloride	ND		0.51	0.11	ug/m3			02/28/20 03:32	1
1,3-Butadiene	ND		0.44	0.13	ug/m3			02/28/20 03:32	1
Bromomethane	ND		0.78	0.20	ug/m3			02/28/20 03:32	1
Chloroethane	ND		1.3	0.14	ug/m3			02/28/20 03:32	1
Bromoethene(Vinyl Bromide)	ND		0.87	0.23	ug/m3			02/28/20 03:32	1
Trichlorofluoromethane	**1.3**		1.1	0.34	ug/m3			02/28/20 03:32	1
Freon TF	**0.56**	**J**	1.5	0.29	ug/m3			02/28/20 03:32	1
1,1-Dichloroethene	ND		0.79	0.15	ug/m3			02/28/20 03:32	1
Acetone	**11**	**J**	12	2.9	ug/m3			02/28/20 03:32	1
Isopropyl alcohol	**2.9**	**J**	12	1.2	ug/m3			02/28/20 03:32	1
Carbon disulfide	**1.5**	**J**	1.6	0.23	ug/m3			02/28/20 03:32	1
3-Chloropropene	ND		1.6	0.20	ug/m3			02/28/20 03:32	1
Methylene Chloride	ND		1.7	0.94	ug/m3			02/28/20 03:32	1
tert-Butyl alcohol	ND		15	0.12	ug/m3			02/28/20 03:32	1
Methyl tert-butyl ether	ND		0.72	0.12	ug/m3			02/28/20 03:32	1
trans-1,2-Dichloroethene	ND		0.79	0.17	ug/m3			02/28/20 03:32	1
n-Hexane	ND		0.70	0.70	ug/m3			02/28/20 03:32	1
1,1-Dichloroethane	ND		0.81	0.17	ug/m3			02/28/20 03:32	1
Methyl Ethyl Ketone	**1.6**		1.5	0.21	ug/m3			02/28/20 03:32	1
cis-1,2-Dichloroethene	ND		0.79	0.18	ug/m3			02/28/20 03:32	1
1,2-Dichloroethene, Total	ND		1.6	0.17	ug/m3			02/28/20 03:32	1
Chloroform	ND		0.98	0.16	ug/m3			02/28/20 03:32	1
Tetrahydrofuran	ND		15	0.19	ug/m3			02/28/20 03:32	1
1,1,1-Trichloroethane	ND		1.1	0.20	ug/m3			02/28/20 03:32	1
Cyclohexane	ND		0.69	0.16	ug/m3			02/28/20 03:32	1
Carbon tetrachloride	**0.56**	**J**	1.3	0.15	ug/m3			02/28/20 03:32	1
2,2,4-Trimethylpentane	ND		0.93	0.19	ug/m3			02/28/20 03:32	1
Benzene	**0.41**	**J**	0.64	0.21	ug/m3			02/28/20 03:32	1
1,2-Dichloroethane	ND		0.81	0.13	ug/m3			02/28/20 03:32	1
n-Heptane	ND		0.82	0.23	ug/m3			02/28/20 03:32	1
Trichloroethene	**1.1**		1.1	0.19	ug/m3			02/28/20 03:32	1
Methyl methacrylate	ND		2.0	0.14	ug/m3			02/28/20 03:32	1
1,2-Dichloropropane	ND		0.92	0.15	ug/m3			02/28/20 03:32	1
1,4-Dioxane	ND		18	0.30	ug/m3			02/28/20 03:32	1

Client Sample ID: 7A-IA-2-2020

Lab Sample ID: 200-52793-6

Date Collected: 02/25/20 16:19
Matrix: Air
Date Received: 02/27/20 10:40
Sample Container: Summa Canister 6L

Method: TO-15 - Volatile Organic Compounds in Ambient Air (Continued)

Analyte	Result	Qualifier	RL	MDL	Unit	D	Prepared	Analyzed	Dil Fac
Bromodichloromethane	ND		1.3	0.23	ug/m3			02/28/20 03:32	1
cis-1,3-Dichloropropene	ND		0.91	0.15	ug/m3			02/28/20 03:32	1
methyl isobutyl ketone	ND		2.0	0.15	ug/m3			02/28/20 03:32	1
Toluene	**0.82**		0.75	0.41	ug/m3			02/28/20 03:32	1
trans-1,3-Dichloropropene	ND		0.91	0.18	ug/m3			02/28/20 03:32	1
1,1,2-Trichloroethane	ND		1.1	0.20	ug/m3			02/28/20 03:32	1
Tetrachloroethene	**3.3**		1.4	0.22	ug/m3			02/28/20 03:32	1
Methyl Butyl Ketone (2-Hexanone)	ND		2.0	0.20	ug/m3			02/28/20 03:32	1
Dibromochloromethane	ND		1.7	0.31	ug/m3			02/28/20 03:32	1
1,2-Dibromoethane	ND		1.5	0.38	ug/m3			02/28/20 03:32	1
Chlorobenzene	**0.26**	**J**	0.92	0.26	ug/m3			02/28/20 03:32	1
Ethylbenzene	ND		0.87	0.27	ug/m3			02/28/20 03:32	1
m,p-Xylene	ND		2.2	0.43	ug/m3			02/28/20 03:32	1
Xylene, o-	ND		0.87	0.21	ug/m3			02/28/20 03:32	1
Xylene (total)	ND		3.0	0.21	ug/m3			02/28/20 03:32	1
Styrene	ND		0.85	0.17	ug/m3			02/28/20 03:32	1
Bromoform	ND		2.1	0.50	ug/m3			02/28/20 03:32	1
Cumene	ND		0.98	0.17	ug/m3			02/28/20 03:32	1
1,1,2,2-Tetrachloroethane	ND		1.4	0.29	ug/m3			02/28/20 03:32	1
n-Propylbenzene	ND		0.98	0.19	ug/m3			02/28/20 03:32	1
4-Ethyltoluene	ND		0.98	0.20	ug/m3			02/28/20 03:32	1
1,3,5-Trimethylbenzene	ND		0.98	0.19	ug/m3			02/28/20 03:32	1
2-Chlorotoluene	ND		1.0	0.22	ug/m3			02/28/20 03:32	1
tert-Butylbenzene	ND		1.1	0.19	ug/m3			02/28/20 03:32	1
1,2,4-Trimethylbenzene	ND		0.98	0.22	ug/m3			02/28/20 03:32	1
sec-Butylbenzene	ND		1.1	0.19	ug/m3			02/28/20 03:32	1
4-Isopropyltoluene	ND		1.1	0.21	ug/m3			02/28/20 03:32	1
1,3-Dichlorobenzene	ND		1.2	0.66	ug/m3			02/28/20 03:32	1
1,4-Dichlorobenzene	ND		1.2	0.72	ug/m3			02/28/20 03:32	1
Benzyl chloride	ND	* ^	1.0	0.44	ug/m3			02/28/20 03:32	1
n-Butylbenzene	ND		1.1	0.21	ug/m3			02/28/20 03:32	1
1,2-Dichlorobenzene	ND		1.2	0.58	ug/m3			02/28/20 03:32	1
1,2,4-Trichlorobenzene	ND		3.7	1.6	ug/m3			02/28/20 03:32	1
Hexachlorobutadiene	ND		2.1	0.81	ug/m3			02/28/20 03:32	1
Naphthalene	ND		2.6	0.89	ug/m3			02/28/20 03:32	1

Client Sample ID: OA-1-2020

Lab Sample ID: 200-52793-7

Date Collected: 02/25/20 16:13
Matrix: Air
Date Received: 02/27/20 10:40
Sample Container: Summa Canister 6L

Method: TO-15 - Volatile Organic Compounds in Ambient Air

Analyte	Result	Qualifier	RL	MDL	Unit	D	Prepared	Analyzed	Dil Fac
Dichlorodifluoromethane	ND		2.5	0.54	ug/m3			02/28/20 04:32	1
Freon 22	ND		1.8	0.42	ug/m3			02/28/20 04:32	1
1,2-Dichlorotetrafluoroethane	ND		1.4	0.24	ug/m3			02/28/20 04:32	1
Chloromethane	ND		1.0	0.23	ug/m3			02/28/20 04:32	1
n-Butane	ND		1.2	0.26	ug/m3			02/28/20 04:32	1
Vinyl chloride	ND		0.51	0.11	ug/m3			02/28/20 04:32	1

Client Sample Results

Client: GHD Services Inc.
Project/Site: 058507, GM-Lockport Air Samples

Job ID: 200-52793-1

Client Sample ID: OA-1-2020

Lab Sample ID: 200-52793-7

Date Collected: 02/25/20 16:13
Matrix: Air
Date Received: 02/27/20 10:40
Sample Container: Summa Canister 6L

Method: TO-15 - Volatile Organic Compounds in Ambient Air (Continued)

Analyte	Result	Qualifier	RL	MDL	Unit	D	Prepared	Analyzed	Dil Fac
1,3-Butadiene	ND		0.44	0.13	ug/m3			02/28/20 04:32	1
Bromomethane	ND		0.78	0.20	ug/m3			02/28/20 04:32	1
Chloroethane	ND		1.3	0.14	ug/m3			02/28/20 04:32	1
Bromoethene(Vinyl Bromide)	ND		0.87	0.23	ug/m3			02/28/20 04:32	1
Trichlorofluoromethane	**1.2**		1.1	0.34	ug/m3			02/28/20 04:32	1
Freon TF	**0.49**	**J**	1.5	0.29	ug/m3			02/28/20 04:32	1
1,1-Dichloroethene	ND		0.79	0.15	ug/m3			02/28/20 04:32	1
Acetone	**3.0**	**J**	12	2.9	ug/m3			02/28/20 04:32	1
Isopropyl alcohol	ND		12	1.2	ug/m3			02/28/20 04:32	1
Carbon disulfide	ND		1.6	0.23	ug/m3			02/28/20 04:32	1
3-Chloropropene	ND		1.6	0.20	ug/m3			02/28/20 04:32	1
Methylene Chloride	**1.3**	**J**	1.7	0.94	ug/m3			02/28/20 04:32	1
tert-Butyl alcohol	ND		15	0.12	ug/m3			02/28/20 04:32	1
Methyl tert-butyl ether	ND		0.72	0.12	ug/m3			02/28/20 04:32	1
trans-1,2-Dichloroethene	ND		0.79	0.17	ug/m3			02/28/20 04:32	1
n-Hexane	ND		0.70	0.70	ug/m3			02/28/20 04:32	1
1,1-Dichloroethane	ND		0.81	0.17	ug/m3			02/28/20 04:32	1
Methyl Ethyl Ketone	**0.31**	**J**	1.5	0.21	ug/m3			02/28/20 04:32	1
cis-1,2-Dichloroethene	ND		0.79	0.18	ug/m3			02/28/20 04:32	1
1,2-Dichloroethene, Total	ND		1.6	0.17	ug/m3			02/28/20 04:32	1
Chloroform	ND		0.98	0.16	ug/m3			02/28/20 04:32	1
Tetrahydrofuran	ND		15	0.19	ug/m3			02/28/20 04:32	1
1,1,1-Trichloroethane	ND		1.1	0.20	ug/m3			02/28/20 04:32	1
Cyclohexane	ND		0.69	0.16	ug/m3			02/28/20 04:32	1
Carbon tetrachloride	**0.44**	**J**	1.3	0.15	ug/m3			02/28/20 04:32	1
2,2,4-Trimethylpentane	ND		0.93	0.19	ug/m3			02/28/20 04:32	1
Benzene	ND		0.64	0.21	ug/m3			02/28/20 04:32	1
1,2-Dichloroethane	ND		0.81	0.13	ug/m3			02/28/20 04:32	1
n-Heptane	ND		0.82	0.23	ug/m3			02/28/20 04:32	1
Trichloroethene	ND		1.1	0.19	ug/m3			02/28/20 04:32	1
Methyl methacrylate	ND		2.0	0.14	ug/m3			02/28/20 04:32	1
1,2-Dichloropropane	ND		0.92	0.15	ug/m3			02/28/20 04:32	1
1,4-Dioxane	ND		18	0.30	ug/m3			02/28/20 04:32	1
Bromodichloromethane	ND		1.3	0.23	ug/m3			02/28/20 04:32	1
cis-1,3-Dichloropropene	ND		0.91	0.15	ug/m3			02/28/20 04:32	1
methyl isobutyl ketone	ND		2.0	0.15	ug/m3			02/28/20 04:32	1
Toluene	ND		0.75	0.41	ug/m3			02/28/20 04:32	1
trans-1,3-Dichloropropene	ND		0.91	0.18	ug/m3			02/28/20 04:32	1
1,1,2-Trichloroethane	ND		1.1	0.20	ug/m3			02/28/20 04:32	1
Tetrachloroethene	ND		1.4	0.22	ug/m3			02/28/20 04:32	1
Methyl Butyl Ketone (2-Hexanone)	ND		2.0	0.20	ug/m3			02/28/20 04:32	1
Dibromochloromethane	ND		1.7	0.31	ug/m3			02/28/20 04:32	1
1,2-Dibromoethane	ND		1.5	0.38	ug/m3			02/28/20 04:32	1
Chlorobenzene	**0.29**	**J**	0.92	0.26	ug/m3			02/28/20 04:32	1
Ethylbenzene	ND		0.87	0.27	ug/m3			02/28/20 04:32	1
m,p-Xylene	ND		2.2	0.43	ug/m3			02/28/20 04:32	1
Xylene, o-	ND		0.87	0.21	ug/m3			02/28/20 04:32	1
Xylene (total)	ND		3.0	0.21	ug/m3			02/28/20 04:32	1

Client Sample Results

Client: GHD Services Inc.
Project/Site: 058507, GM-Lockport Air Samples

Job ID: 200-52793-1

Client Sample ID: OA-1-2020

Lab Sample ID: 200-52793-7

Date Collected: 02/25/20 16:13
Matrix: Air
Date Received: 02/27/20 10:40
Sample Container: Summa Canister 6L

Method: TO-15 - Volatile Organic Compounds in Ambient Air (Continued)

Analyte	Result	Qualifier	RL	MDL	Unit	D	Prepared	Analyzed	Dil Fac
Styrene	ND		0.85	0.17	ug/m3			02/28/20 04:32	1
Bromoform	ND		2.1	0.50	ug/m3			02/28/20 04:32	1
Cumene	ND		0.98	0.17	ug/m3			02/28/20 04:32	1
1,1,2,2-Tetrachloroethane	ND		1.4	0.29	ug/m3			02/28/20 04:32	1
n-Propylbenzene	ND		0.98	0.19	ug/m3			02/28/20 04:32	1
4-Ethyltoluene	ND		0.98	0.20	ug/m3			02/28/20 04:32	1
1,3,5-Trimethylbenzene	ND		0.98	0.19	ug/m3			02/28/20 04:32	1
2-Chlorotoluene	ND		1.0	0.22	ug/m3			02/28/20 04:32	1
tert-Butylbenzene	ND		1.1	0.19	ug/m3			02/28/20 04:32	1
1,2,4-Trimethylbenzene	ND		0.98	0.22	ug/m3			02/28/20 04:32	1
sec-Butylbenzene	ND		1.1	0.19	ug/m3			02/28/20 04:32	1
4-Isopropyltoluene	ND		1.1	0.21	ug/m3			02/28/20 04:32	1
1,3-Dichlorobenzene	ND		1.2	0.66	ug/m3			02/28/20 04:32	1
1,4-Dichlorobenzene	ND		1.2	0.72	ug/m3			02/28/20 04:32	1
Benzyl chloride	ND	* ^	1.0	0.44	ug/m3			02/28/20 04:32	1
n-Butylbenzene	ND		1.1	0.21	ug/m3			02/28/20 04:32	1
1,2-Dichlorobenzene	ND		1.2	0.58	ug/m3			02/28/20 04:32	1
1,2,4-Trichlorobenzene	ND		3.7	1.6	ug/m3			02/28/20 04:32	1
Hexachlorobutadiene	ND		2.1	0.81	ug/m3			02/28/20 04:32	1
Naphthalene	ND		2.6	0.89	ug/m3			02/28/20 04:32	1

Method: TO-15 - Volatile Organic Compounds in Ambient Air

Lab Sample ID: MB 200-152768/4
Matrix: Air
Analysis Batch: 152768

Client Sample ID: Method Blank
Prep Type: Total/NA

Analyte	MB Result	MB Qualifier	RL	MDL	Unit	D	Prepared	Analyzed	Dil Fac
Dichlorodifluoromethane	ND		2.5	0.54	ug/m3			02/27/20 14:54	1
Freon 22	ND		1.8	0.42	ug/m3			02/27/20 14:54	1
1,2-Dichlorotetrafluoroethane	ND		1.4	0.24	ug/m3			02/27/20 14:54	1
Chloromethane	ND		1.0	0.23	ug/m3			02/27/20 14:54	1
n-Butane	ND		1.2	0.26	ug/m3			02/27/20 14:54	1
Vinyl chloride	ND		0.51	0.11	ug/m3			02/27/20 14:54	1
1,3-Butadiene	ND		0.44	0.13	ug/m3			02/27/20 14:54	1
Bromomethane	ND		0.78	0.20	ug/m3			02/27/20 14:54	1
Chloroethane	ND		1.3	0.14	ug/m3			02/27/20 14:54	1
Bromoethene(Vinyl Bromide)	ND		0.87	0.23	ug/m3			02/27/20 14:54	1
Trichlorofluoromethane	ND		1.1	0.34	ug/m3			02/27/20 14:54	1
Freon TF	ND		1.5	0.29	ug/m3			02/27/20 14:54	1
1,1-Dichloroethene	ND		0.79	0.15	ug/m3			02/27/20 14:54	1
Acetone	ND		12	2.9	ug/m3			02/27/20 14:54	1
Isopropyl alcohol	ND		12	1.2	ug/m3			02/27/20 14:54	1
Carbon disulfide	ND		1.6	0.23	ug/m3			02/27/20 14:54	1
3-Chloropropene	ND		1.6	0.20	ug/m3			02/27/20 14:54	1
Methylene Chloride	ND		1.7	0.94	ug/m3			02/27/20 14:54	1
tert-Butyl alcohol	ND		15	0.12	ug/m3			02/27/20 14:54	1
Methyl tert-butyl ether	ND		0.72	0.12	ug/m3			02/27/20 14:54	1
trans-1,2-Dichloroethene	ND		0.79	0.17	ug/m3			02/27/20 14:54	1
n-Hexane	ND		0.70	0.70	ug/m3			02/27/20 14:54	1
1,1-Dichloroethane	ND		0.81	0.17	ug/m3			02/27/20 14:54	1
Methyl Ethyl Ketone	ND		1.5	0.21	ug/m3			02/27/20 14:54	1
cis-1,2-Dichloroethene	ND		0.79	0.18	ug/m3			02/27/20 14:54	1
1,2-Dichloroethene, Total	ND		1.6	0.17	ug/m3			02/27/20 14:54	1
Chloroform	ND		0.98	0.16	ug/m3			02/27/20 14:54	1
Tetrahydrofuran	ND		15	0.19	ug/m3			02/27/20 14:54	1
1,1,1-Trichloroethane	ND		1.1	0.20	ug/m3			02/27/20 14:54	1
Cyclohexane	ND		0.69	0.16	ug/m3			02/27/20 14:54	1
Carbon tetrachloride	ND		1.3	0.15	ug/m3			02/27/20 14:54	1
2,2,4-Trimethylpentane	ND		0.93	0.19	ug/m3			02/27/20 14:54	1
Benzene	ND		0.64	0.21	ug/m3			02/27/20 14:54	1
1,2-Dichloroethane	ND		0.81	0.13	ug/m3			02/27/20 14:54	1
n-Heptane	ND		0.82	0.23	ug/m3			02/27/20 14:54	1
Trichloroethene	ND		1.1	0.19	ug/m3			02/27/20 14:54	1
Methyl methacrylate	ND		2.0	0.14	ug/m3			02/27/20 14:54	1
1,2-Dichloropropane	ND		0.92	0.15	ug/m3			02/27/20 14:54	1
1,4-Dioxane	ND		18	0.30	ug/m3			02/27/20 14:54	1
Bromodichloromethane	ND		1.3	0.23	ug/m3			02/27/20 14:54	1
cis-1,3-Dichloropropene	ND		0.91	0.15	ug/m3			02/27/20 14:54	1
methyl isobutyl ketone	ND		2.0	0.15	ug/m3			02/27/20 14:54	1
Toluene	ND		0.75	0.41	ug/m3			02/27/20 14:54	1
trans-1,3-Dichloropropene	ND		0.91	0.18	ug/m3			02/27/20 14:54	1
1,1,2-Trichloroethane	ND		1.1	0.20	ug/m3			02/27/20 14:54	1
Tetrachloroethene	ND		1.4	0.22	ug/m3			02/27/20 14:54	1
Methyl Butyl Ketone (2-Hexanone)	ND		2.0	0.20	ug/m3			02/27/20 14:54	1
Dibromochloromethane	ND		1.7	0.31	ug/m3			02/27/20 14:54	1

Method: TO-15 - Volatile Organic Compounds in Ambient Air (Continued)

Lab Sample ID: MB 200-152768/4
Matrix: Air
Analysis Batch: 152768

Client Sample ID: Method Blank
Prep Type: Total/NA

Analyte	MB Result	MB Qualifier	RL	MDL	Unit	D	Prepared	Analyzed	Dil Fac
1,2-Dibromoethane	ND		1.5	0.38	ug/m3			02/27/20 14:54	1
Chlorobenzene	ND		0.92	0.26	ug/m3			02/27/20 14:54	1
Ethylbenzene	ND		0.87	0.27	ug/m3			02/27/20 14:54	1
m,p-Xylene	ND		2.2	0.43	ug/m3			02/27/20 14:54	1
Xylene, o-	ND		0.87	0.21	ug/m3			02/27/20 14:54	1
Xylene (total)	ND		3.0	0.21	ug/m3			02/27/20 14:54	1
Styrene	0.271	J	0.85	0.17	ug/m3			02/27/20 14:54	1
Bromoform	ND		2.1	0.50	ug/m3			02/27/20 14:54	1
Cumene	0.222	J	0.98	0.17	ug/m3			02/27/20 14:54	1
1,1,2,2-Tetrachloroethane	0.439	J	1.4	0.29	ug/m3			02/27/20 14:54	1
n-Propylbenzene	0.337	J	0.98	0.19	ug/m3			02/27/20 14:54	1
4-Ethyltoluene	0.355	J	0.98	0.20	ug/m3			02/27/20 14:54	1
1,3,5-Trimethylbenzene	0.274	J	0.98	0.19	ug/m3			02/27/20 14:54	1
2-Chlorotoluene	0.426	J	1.0	0.22	ug/m3			02/27/20 14:54	1
tert-Butylbenzene	0.290	J	1.1	0.19	ug/m3			02/27/20 14:54	1
1,2,4-Trimethylbenzene	0.277	J	0.98	0.22	ug/m3			02/27/20 14:54	1
sec-Butylbenzene	0.300	J	1.1	0.19	ug/m3			02/27/20 14:54	1
4-Isopropyltoluene	0.264	J	1.1	0.21	ug/m3			02/27/20 14:54	1
1,3-Dichlorobenzene	0.744	J	1.2	0.66	ug/m3			02/27/20 14:54	1
1,4-Dichlorobenzene	ND		1.2	0.72	ug/m3			02/27/20 14:54	1
Benzyl chloride	0.533	J ^	1.0	0.44	ug/m3			02/27/20 14:54	1
n-Butylbenzene	ND		1.1	0.21	ug/m3			02/27/20 14:54	1
1,2-Dichlorobenzene	0.674	J	1.2	0.58	ug/m3			02/27/20 14:54	1
1,2,4-Trichlorobenzene	ND		3.7	1.6	ug/m3			02/27/20 14:54	1
Hexachlorobutadiene	ND		2.1	0.81	ug/m3			02/27/20 14:54	1
Naphthalene	ND		2.6	0.89	ug/m3			02/27/20 14:54	1

Lab Sample ID: LCS 200-152768/3
Matrix: Air
Analysis Batch: 152768

Client Sample ID: Lab Control Sample
Prep Type: Total/NA

Analyte	Spike Added	LCS Result	LCS Qualifier	Unit	D	%Rec	%Rec. Limits
Dichlorodifluoromethane	52.3	49.1		ug/m3		94	61 - 142
Freon 22	37.4	32.7		ug/m3		87	60 - 147
1,2-Dichlorotetrafluoroethane	74.0	71.0		ug/m3		96	71 - 141
Chloromethane	20.5	21.9		ug/m3		107	56 - 141
n-Butane	24.5	21.8		ug/m3		89	53 - 151
Vinyl chloride	25.5	25.7		ug/m3		101	61 - 135
1,3-Butadiene	21.5	20.4		ug/m3		95	58 - 139
Bromomethane	40.4	39.5		ug/m3		98	72 - 124
Chloroethane	27.9	28.2		ug/m3		101	68 - 130
Bromoethene(Vinyl Bromide)	44.0	48.3		ug/m3		110	75 - 125
Trichlorofluoromethane	58.5	56.5		ug/m3		97	70 - 129
Freon TF	81.8	75.5		ug/m3		92	70 - 121
1,1-Dichloroethene	40.4	36.9		ug/m3		91	68 - 120
Acetone	24.8	20.7		ug/m3		84	54 - 154
Isopropyl alcohol	25.0	20.4		ug/m3		82	53 - 142
Carbon disulfide	32.3	30.3		ug/m3		94	71 - 138
3-Chloropropene	33.6	20.2		ug/m3		60	50 - 150

Method: TO-15 - Volatile Organic Compounds in Ambient Air (Continued)

Lab Sample ID: LCS 200-152768/3
Matrix: Air
Analysis Batch: 152768

Client Sample ID: Lab Control Sample
Prep Type: Total/NA

Analyte	Spike Added	LCS Result	LCS Qualifier	Unit	D	%Rec	%Rec. Limits
Methylene Chloride	35.6	29.6		ug/m3		83	59 - 137
tert-Butyl alcohol	32.7	27.6		ug/m3		84	66 - 132
Methyl tert-butyl ether	38.1	32.8		ug/m3		86	70 - 127
trans-1,2-Dichloroethene	40.9	34.7		ug/m3		85	69 - 137
n-Hexane	36.9	30.3		ug/m3		82	63 - 138
1,1-Dichloroethane	41.6	34.0		ug/m3		82	66 - 130
Methyl Ethyl Ketone	30.5	27.0		ug/m3		89	72 - 124
cis-1,2-Dichloroethene	41.1	34.1		ug/m3		83	72 - 121
Chloroform	50.4	41.7		ug/m3		83	73 - 124
Tetrahydrofuran	28.9	23.6		ug/m3		82	60 - 149
1,1,1-Trichloroethane	56.3	50.6		ug/m3		90	72 - 127
Cyclohexane	35.2	32.1		ug/m3		91	76 - 124
Carbon tetrachloride	63.2	60.3		ug/m3		95	71 - 133
2,2,4-Trimethylpentane	47.4	41.7		ug/m3		88	68 - 131
Benzene	33.2	28.8		ug/m3		87	73 - 119
1,2-Dichloroethane	42.3	35.8		ug/m3		85	68 - 135
n-Heptane	42.2	35.0		ug/m3		83	60 - 142
Trichloroethene	55.3	50.0		ug/m3		91	73 - 122
Methyl methacrylate	41.8	38.1		ug/m3		91	73 - 129
1,2-Dichloropropane	47.8	40.4		ug/m3		85	69 - 128
1,4-Dioxane	37.1	37.4		ug/m3		101	66 - 129
Bromodichloromethane	68.9	62.9		ug/m3		91	75 - 127
cis-1,3-Dichloropropene	45.1	44.0		ug/m3		98	74 - 125
methyl isobutyl ketone	41.7	33.6		ug/m3		81	58 - 144
Toluene	38.4	35.7		ug/m3		93	75 - 122
trans-1,3-Dichloropropene	44.7	41.7		ug/m3		93	74 - 128
1,1,2-Trichloroethane	57.2	53.1		ug/m3		93	75 - 126
Tetrachloroethene	71.0	66.7		ug/m3		94	70 - 125
Methyl Butyl Ketone (2-Hexanone)	41.4	35.7		ug/m3		86	57 - 143
Dibromochloromethane	90.3	78.2		ug/m3		87	73 - 125
1,2-Dibromoethane	81.9	81.1		ug/m3		99	78 - 122
Chlorobenzene	48.3	46.3		ug/m3		96	76 - 119
Ethylbenzene	44.4	41.6		ug/m3		94	74 - 122
m,p-Xylene	86.8	85.0		ug/m3		98	76 - 121
Xylene, o-	45.0	41.6		ug/m3		92	73 - 123
Styrene	43.8	44.7		ug/m3		102	74 - 125
Bromoform	106	92.9		ug/m3		87	53 - 149
Cumene	51.4	49.0		ug/m3		95	73 - 123
1,1,2,2-Tetrachloroethane	71.0	72.2		ug/m3		102	74 - 126
n-Propylbenzene	50.9	51.8		ug/m3		102	73 - 127
4-Ethyltoluene	50.4	54.0		ug/m3		107	75 - 129
1,3,5-Trimethylbenzene	51.6	52.8		ug/m3		102	72 - 126
2-Chlorotoluene	54.0	52.7		ug/m3		98	74 - 126
tert-Butylbenzene	57.1	57.1		ug/m3		100	71 - 125
1,2,4-Trimethylbenzene	51.3	52.8		ug/m3		103	71 - 129
sec-Butylbenzene	57.4	57.7		ug/m3		100	70 - 128
4-Isopropyltoluene	57.6	58.7		ug/m3		102	68 - 130
1,3-Dichlorobenzene	61.1	75.9		ug/m3		124	69 - 131

Method: TO-15 - Volatile Organic Compounds in Ambient Air (Continued)

Lab Sample ID: LCS 200-152768/3
Matrix: Air
Analysis Batch: 152768

Client Sample ID: Lab Control Sample
Prep Type: Total/NA

Analyte	Spike Added	LCS Result	LCS Qualifier	Unit	D	%Rec	%Rec. Limits
1,4-Dichlorobenzene	62.5	75.3		ug/m3		120	67 - 132
Benzyl chloride	52.6	81.1	^ *	ug/m3		154	60 - 136
n-Butylbenzene	57.7	61.2		ug/m3		106	65 - 137
1,2-Dichlorobenzene	64.7	71.0		ug/m3		110	68 - 129
1,2,4-Trichlorobenzene	81.5	92.7		ug/m3		114	50 - 150
Hexachlorobutadiene	116	113		ug/m3		98	58 - 130
Naphthalene	55.0	58.1		ug/m3		106	50 - 150

Lab Sample ID: MB 200-152813/8
Matrix: Air
Analysis Batch: 152813

Client Sample ID: Method Blank
Prep Type: Total/NA

Analyte	MB Result	MB Qualifier	RL	MDL	Unit	D	Prepared	Analyzed	Dil Fac
Dichlorodifluoromethane	ND		2.5	0.54	ug/m3			03/02/20 13:04	1
Freon 22	ND		1.8	0.42	ug/m3			03/02/20 13:04	1
1,2-Dichlorotetrafluoroethane	ND		1.4	0.24	ug/m3			03/02/20 13:04	1
Chloromethane	ND		1.0	0.23	ug/m3			03/02/20 13:04	1
n-Butane	ND		1.2	0.26	ug/m3			03/02/20 13:04	1
Vinyl chloride	ND		0.51	0.11	ug/m3			03/02/20 13:04	1
1,3-Butadiene	ND		0.44	0.13	ug/m3			03/02/20 13:04	1
Bromomethane	ND		0.78	0.20	ug/m3			03/02/20 13:04	1
Chloroethane	ND		1.3	0.14	ug/m3			03/02/20 13:04	1
Bromoethene(Vinyl Bromide)	ND		0.87	0.23	ug/m3			03/02/20 13:04	1
Trichlorofluoromethane	ND		1.1	0.34	ug/m3			03/02/20 13:04	1
Freon TF	ND		1.5	0.29	ug/m3			03/02/20 13:04	1
1,1-Dichloroethene	ND		0.79	0.15	ug/m3			03/02/20 13:04	1
Acetone	ND		12	2.9	ug/m3			03/02/20 13:04	1
Isopropyl alcohol	ND		12	1.2	ug/m3			03/02/20 13:04	1
Carbon disulfide	ND		1.6	0.23	ug/m3			03/02/20 13:04	1
3-Chloropropene	ND		1.6	0.20	ug/m3			03/02/20 13:04	1
Methylene Chloride	ND		1.7	0.94	ug/m3			03/02/20 13:04	1
tert-Butyl alcohol	ND		15	0.12	ug/m3			03/02/20 13:04	1
Methyl tert-butyl ether	ND		0.72	0.12	ug/m3			03/02/20 13:04	1
trans-1,2-Dichloroethene	ND		0.79	0.17	ug/m3			03/02/20 13:04	1
n-Hexane	ND		0.70	0.70	ug/m3			03/02/20 13:04	1
1,1-Dichloroethane	ND		0.81	0.17	ug/m3			03/02/20 13:04	1
Methyl Ethyl Ketone	ND		1.5	0.21	ug/m3			03/02/20 13:04	1
cis-1,2-Dichloroethene	ND		0.79	0.18	ug/m3			03/02/20 13:04	1
1,2-Dichloroethene, Total	ND		1.6	0.17	ug/m3			03/02/20 13:04	1
Chloroform	ND		0.98	0.16	ug/m3			03/02/20 13:04	1
Tetrahydrofuran	ND		15	0.19	ug/m3			03/02/20 13:04	1
1,1,1-Trichloroethane	ND		1.1	0.20	ug/m3			03/02/20 13:04	1
Cyclohexane	ND		0.69	0.16	ug/m3			03/02/20 13:04	1
Carbon tetrachloride	ND		1.3	0.15	ug/m3			03/02/20 13:04	1
2,2,4-Trimethylpentane	ND		0.93	0.19	ug/m3			03/02/20 13:04	1
Benzene	ND		0.64	0.21	ug/m3			03/02/20 13:04	1
1,2-Dichloroethane	ND		0.81	0.13	ug/m3			03/02/20 13:04	1
n-Heptane	ND		0.82	0.23	ug/m3			03/02/20 13:04	1
Trichloroethene	ND		1.1	0.19	ug/m3			03/02/20 13:04	1

Method: TO-15 - Volatile Organic Compounds in Ambient Air (Continued)

Lab Sample ID: MB 200-152813/8
Matrix: Air
Analysis Batch: 152813

Client Sample ID: Method Blank
Prep Type: Total/NA

Analyte	MB Result	MB Qualifier	RL	MDL	Unit	D	Prepared	Analyzed	Dil Fac
Methyl methacrylate	ND		2.0	0.14	ug/m3			03/02/20 13:04	1
1,2-Dichloropropane	ND		0.92	0.15	ug/m3			03/02/20 13:04	1
1,4-Dioxane	ND		18	0.30	ug/m3			03/02/20 13:04	1
Bromodichloromethane	ND		1.3	0.23	ug/m3			03/02/20 13:04	1
cis-1,3-Dichloropropene	ND		0.91	0.15	ug/m3			03/02/20 13:04	1
methyl isobutyl ketone	ND		2.0	0.15	ug/m3			03/02/20 13:04	1
Toluene	ND		0.75	0.41	ug/m3			03/02/20 13:04	1
trans-1,3-Dichloropropene	ND		0.91	0.18	ug/m3			03/02/20 13:04	1
1,1,2-Trichloroethane	ND		1.1	0.20	ug/m3			03/02/20 13:04	1
Tetrachloroethene	ND		1.4	0.22	ug/m3			03/02/20 13:04	1
Methyl Butyl Ketone (2-Hexanone)	ND		2.0	0.20	ug/m3			03/02/20 13:04	1
Dibromochloromethane	ND		1.7	0.31	ug/m3			03/02/20 13:04	1
1,2-Dibromoethane	ND		1.5	0.38	ug/m3			03/02/20 13:04	1
Chlorobenzene	ND		0.92	0.26	ug/m3			03/02/20 13:04	1
Ethylbenzene	ND		0.87	0.27	ug/m3			03/02/20 13:04	1
m,p-Xylene	ND		2.2	0.43	ug/m3			03/02/20 13:04	1
Xylene, o-	ND		0.87	0.21	ug/m3			03/02/20 13:04	1
Xylene (total)	ND		3.0	0.21	ug/m3			03/02/20 13:04	1
Styrene	ND		0.85	0.17	ug/m3			03/02/20 13:04	1
Bromoform	ND		2.1	0.50	ug/m3			03/02/20 13:04	1
Cumene	ND		0.98	0.17	ug/m3			03/02/20 13:04	1
1,1,2,2-Tetrachloroethane	ND		1.4	0.29	ug/m3			03/02/20 13:04	1
n-Propylbenzene	ND		0.98	0.19	ug/m3			03/02/20 13:04	1
4-Ethyltoluene	ND		0.98	0.20	ug/m3			03/02/20 13:04	1
1,3,5-Trimethylbenzene	ND		0.98	0.19	ug/m3			03/02/20 13:04	1
2-Chlorotoluene	ND		1.0	0.22	ug/m3			03/02/20 13:04	1
tert-Butylbenzene	ND		1.1	0.19	ug/m3			03/02/20 13:04	1
1,2,4-Trimethylbenzene	ND		0.98	0.22	ug/m3			03/02/20 13:04	1
sec-Butylbenzene	ND		1.1	0.19	ug/m3			03/02/20 13:04	1
4-Isopropyltoluene	ND		1.1	0.21	ug/m3			03/02/20 13:04	1
1,3-Dichlorobenzene	ND		1.2	0.66	ug/m3			03/02/20 13:04	1
1,4-Dichlorobenzene	ND		1.2	0.72	ug/m3			03/02/20 13:04	1
Benzyl chloride	ND		1.0	0.44	ug/m3			03/02/20 13:04	1
n-Butylbenzene	ND		1.1	0.21	ug/m3			03/02/20 13:04	1
1,2-Dichlorobenzene	ND		1.2	0.58	ug/m3			03/02/20 13:04	1
1,2,4-Trichlorobenzene	ND		3.7	1.6	ug/m3			03/02/20 13:04	1
Hexachlorobutadiene	ND		2.1	0.81	ug/m3			03/02/20 13:04	1
Naphthalene	ND		2.6	0.89	ug/m3			03/02/20 13:04	1

Lab Sample ID: LCS 200-152813/7
Matrix: Air
Analysis Batch: 152813

Client Sample ID: Lab Control Sample
Prep Type: Total/NA

Analyte	Spike Added	LCS Result	LCS Qualifier	Unit	D	%Rec	%Rec. Limits
Dichlorodifluoromethane	52.3	56.0		ug/m3		107	61 - 142
Freon 22	37.4	43.6		ug/m3		116	60 - 147
1,2-Dichlorotetrafluoroethane	74.0	80.7		ug/m3		109	71 - 141
Chloromethane	20.5	25.9		ug/m3		126	56 - 141
n-Butane	24.5	29.2		ug/m3		119	53 - 151

Method: TO-15 - Volatile Organic Compounds in Ambient Air (Continued)

Lab Sample ID: LCS 200-152813/7
Matrix: Air
Analysis Batch: 152813

Client Sample ID: Lab Control Sample
Prep Type: Total/NA

Analyte	Spike Added	LCS Result	LCS Qualifier	Unit	D	%Rec	%Rec. Limits
Vinyl chloride	25.5	30.7		ug/m3		120	61 - 135
1,3-Butadiene	21.5	27.3		ug/m3		127	58 - 139
Bromomethane	40.4	42.1		ug/m3		104	72 - 124
Chloroethane	27.9	29.8		ug/m3		107	68 - 130
Bromoethene(Vinyl Bromide)	44.0	47.1		ug/m3		107	75 - 125
Trichlorofluoromethane	58.5	60.0		ug/m3		103	70 - 129
Freon TF	81.8	83.0		ug/m3		101	70 - 121
1,1-Dichloroethene	40.4	39.2		ug/m3		97	68 - 120
Acetone	24.8	30.6		ug/m3		124	54 - 154
Isopropyl alcohol	25.0	30.5		ug/m3		122	53 - 142
Carbon disulfide	32.3	34.4		ug/m3		107	71 - 138
3-Chloropropene	33.6	38.4		ug/m3		114	50 - 150
Methylene Chloride	35.6	39.7		ug/m3		111	59 - 137
tert-Butyl alcohol	32.7	38.0		ug/m3		116	66 - 132
Methyl tert-butyl ether	38.1	44.0		ug/m3		115	70 - 127
trans-1,2-Dichloroethene	40.9	44.9		ug/m3		110	69 - 137
n-Hexane	36.9	40.3		ug/m3		109	63 - 138
1,1-Dichloroethane	41.6	45.2		ug/m3		109	66 - 130
Methyl Ethyl Ketone	30.5	34.1		ug/m3		112	72 - 124
cis-1,2-Dichloroethene	41.1	40.3		ug/m3		98	72 - 121
Chloroform	50.4	51.6		ug/m3		102	73 - 124
Tetrahydrofuran	28.9	33.9		ug/m3		117	60 - 149
1,1,1-Trichloroethane	56.3	55.1		ug/m3		98	72 - 127
Cyclohexane	35.2	36.8		ug/m3		105	76 - 124
Carbon tetrachloride	63.2	60.8		ug/m3		96	71 - 133
2,2,4-Trimethylpentane	47.4	51.7		ug/m3		109	68 - 131
Benzene	33.2	32.9		ug/m3		99	73 - 119
1,2-Dichloroethane	42.3	44.6		ug/m3		105	68 - 135
n-Heptane	42.2	46.6		ug/m3		110	60 - 142
Trichloroethene	55.3	54.8		ug/m3		99	73 - 122
Methyl methacrylate	41.8	49.0		ug/m3		117	73 - 129
1,2-Dichloropropane	47.8	53.3		ug/m3		111	69 - 128
1,4-Dioxane	37.1	42.9		ug/m3		116	66 - 129
Bromodichloromethane	68.9	71.9		ug/m3		104	75 - 127
cis-1,3-Dichloropropene	45.1	52.3		ug/m3		116	74 - 125
methyl isobutyl ketone	41.7	48.8		ug/m3		117	58 - 144
Toluene	38.4	39.6		ug/m3		103	75 - 122
trans-1,3-Dichloropropene	44.7	48.6		ug/m3		109	74 - 128
1,1,2-Trichloroethane	57.2	60.5		ug/m3		106	75 - 126
Tetrachloroethene	71.0	66.1		ug/m3		93	70 - 125
Methyl Butyl Ketone (2-Hexanone)	41.4	46.6		ug/m3		113	57 - 143
Dibromochloromethane	90.3	81.2		ug/m3		90	73 - 125
1,2-Dibromoethane	81.9	83.1		ug/m3		101	78 - 122
Chlorobenzene	48.3	48.2		ug/m3		100	76 - 119
Ethylbenzene	44.4	44.5		ug/m3		100	74 - 122
m,p-Xylene	86.8	92.8		ug/m3		107	76 - 121
Xylene, o-	45.0	44.5		ug/m3		99	73 - 123
Styrene	43.8	46.5		ug/m3		106	74 - 125

Method: TO-15 - Volatile Organic Compounds in Ambient Air (Continued)

Lab Sample ID: LCS 200-152813/7
Matrix: Air
Analysis Batch: 152813

Client Sample ID: Lab Control Sample
Prep Type: Total/NA

Analyte	Spike Added	LCS Result	LCS Qualifier	Unit	D	%Rec	%Rec. Limits
Bromoform	106	110		ug/m3		103	53 - 149
Cumene	51.4	53.9		ug/m3		105	73 - 123
1,1,2,2-Tetrachloroethane	71.0	76.0		ug/m3		107	74 - 126
n-Propylbenzene	50.9	54.2		ug/m3		106	73 - 127
4-Ethyltoluene	50.4	52.7		ug/m3		105	75 - 129
1,3,5-Trimethylbenzene	51.6	53.4		ug/m3		104	72 - 126
2-Chlorotoluene	54.0	56.1		ug/m3		104	74 - 126
tert-Butylbenzene	57.1	58.1		ug/m3		102	71 - 125
1,2,4-Trimethylbenzene	51.3	52.2		ug/m3		102	71 - 129
sec-Butylbenzene	57.4	60.9		ug/m3		106	70 - 128
4-Isopropyltoluene	57.6	57.5		ug/m3		100	68 - 130
1,3-Dichlorobenzene	61.1	61.1		ug/m3		100	69 - 131
1,4-Dichlorobenzene	62.5	59.9		ug/m3		96	67 - 132
Benzyl chloride	52.6	58.2		ug/m3		111	60 - 136
n-Butylbenzene	57.7	60.8		ug/m3		105	65 - 137
1,2-Dichlorobenzene	64.7	60.3		ug/m3		93	68 - 129
1,2,4-Trichlorobenzene	81.5	69.8		ug/m3		86	50 - 150
Hexachlorobutadiene	116	94.6		ug/m3		82	58 - 130
Naphthalene	55.0	44.1		ug/m3		80	50 - 150

QC Association Summary

Client: GHD Services Inc.
Project/Site: 058507, GM-Lockport Air Samples

Job ID: 200-52793-1

Air - GC/MS VOA

Analysis Batch: 152768

Lab Sample ID	Client Sample ID	Prep Type	Matrix	Method	Prep Batch
200-52793-1	10-IA-1-2020	Total/NA	Air	TO-15	
200-52793-2	10-IA-2-2020	Total/NA	Air	TO-15	
200-52793-3	8-IA-1-2020	Total/NA	Air	TO-15	
200-52793-4	8-IA-2-2020	Total/NA	Air	TO-15	
200-52793-5	7A-IA-1-2020	Total/NA	Air	TO-15	
200-52793-6	7A-IA-2-2020	Total/NA	Air	TO-15	
200-52793-7	OA-1-2020	Total/NA	Air	TO-15	
MB 200-152768/4	Method Blank	Total/NA	Air	TO-15	
LCS 200-152768/3	Lab Control Sample	Total/NA	Air	TO-15	

Analysis Batch: 152813

Lab Sample ID	Client Sample ID	Prep Type	Matrix	Method	Prep Batch
200-52793-1 - DL	10-IA-1-2020	Total/NA	Air	TO-15	
200-52793-2 - DL	10-IA-2-2020	Total/NA	Air	TO-15	
200-52793-5 - DL	7A-IA-1-2020	Total/NA	Air	TO-15	
MB 200-152813/8	Method Blank	Total/NA	Air	TO-15	
LCS 200-152813/7	Lab Control Sample	Total/NA	Air	TO-15	

Lab Chronicle

Client: GHD Services Inc.
Project/Site: 058507, GM-Lockport Air Samples

Job ID: 200-52793-1

Client Sample ID: 10-IA-1-2020 — Lab Sample ID: 200-52793-1

Date Collected: 02/25/20 15:54 — **Matrix: Air**
Date Received: 02/27/20 10:40

Prep Type	Batch Type	Batch Method	Run	Dilution Factor	Batch Number	Prepared or Analyzed	Analyst	Lab
Total/NA	Analysis	TO-15	DL	2.99	152813	03/02/20 14:49	TPB	TAL BUR
Total/NA	Analysis	TO-15		1	152768	02/27/20 23:26	K1P	TAL BUR

Client Sample ID: 10-IA-2-2020 — Lab Sample ID: 200-52793-2

Date Collected: 02/25/20 15:58 — **Matrix: Air**
Date Received: 02/27/20 10:40

Prep Type	Batch Type	Batch Method	Run	Dilution Factor	Batch Number	Prepared or Analyzed	Analyst	Lab
Total/NA	Analysis	TO-15	DL	2.99	152813	03/02/20 15:41	TPB	TAL BUR
Total/NA	Analysis	TO-15		1	152768	02/28/20 00:26	K1P	TAL BUR

Client Sample ID: 8-IA-1-2020 — Lab Sample ID: 200-52793-3

Date Collected: 02/25/20 15:15 — **Matrix: Air**
Date Received: 02/27/20 10:40

Prep Type	Batch Type	Batch Method	Run	Dilution Factor	Batch Number	Prepared or Analyzed	Analyst	Lab
Total/NA	Analysis	TO-15		1	152768	02/28/20 01:28	K1P	TAL BUR

Client Sample ID: 8-IA-2-2020 — Lab Sample ID: 200-52793-4

Date Collected: 02/25/20 16:08 — **Matrix: Air**
Date Received: 02/27/20 10:40

Prep Type	Batch Type	Batch Method	Run	Dilution Factor	Batch Number	Prepared or Analyzed	Analyst	Lab
Total/NA	Analysis	TO-15		1	152768	02/28/20 02:31	K1P	TAL BUR

Client Sample ID: 7A-IA-1-2020 — Lab Sample ID: 200-52793-5

Date Collected: 02/25/20 16:21 — **Matrix: Air**
Date Received: 02/27/20 10:40

Prep Type	Batch Type	Batch Method	Run	Dilution Factor	Batch Number	Prepared or Analyzed	Analyst	Lab
Total/NA	Analysis	TO-15	DL	2.99	152813	03/02/20 16:34	TPB	TAL BUR
Total/NA	Analysis	TO-15		1	152768	02/28/20 06:30	K1P	TAL BUR

Client Sample ID: 7A-IA-2-2020 — Lab Sample ID: 200-52793-6

Date Collected: 02/25/20 16:19 — **Matrix: Air**
Date Received: 02/27/20 10:40

Prep Type	Batch Type	Batch Method	Run	Dilution Factor	Batch Number	Prepared or Analyzed	Analyst	Lab
Total/NA	Analysis	TO-15		1	152768	02/28/20 03:32	K1P	TAL BUR

Client Sample ID: OA-1-2020 — Lab Sample ID: 200-52793-7

Date Collected: 02/25/20 16:13 — **Matrix: Air**
Date Received: 02/27/20 10:40

Prep Type	Batch Type	Batch Method	Run	Dilution Factor	Batch Number	Prepared or Analyzed	Analyst	Lab
Total/NA	Analysis	TO-15		1	152768	02/28/20 04:32	K1P	TAL BUR

Lab Chronicle

Client: GHD Services Inc.
Project/Site: 058507, GM-Lockport Air Samples

Job ID: 200-52793-1

Laboratory References:

TAL BUR = Eurofins TestAmerica, Burlington, 30 Community Drive, Suite 11, South Burlington, VT 05403, TEL (802)660-1990

Accreditation/Certification Summary

Client: GHD Services Inc.
Project/Site: 058507, GM-Lockport Air Samples

Job ID: 200-52793-1

Laboratory: Eurofins TestAmerica, Burlington

Unless otherwise noted, all analytes for this laboratory were covered under each accreditation/certification below.

Authority	Program	Identification Number	Expiration Date
New York	NELAP	10391	03-31-20

The following analytes are included in this report, but the laboratory is not certified by the governing authority. This list may include analytes for which the agency does not offer certification.

Analysis Method	Prep Method	Matrix	Analyte
TO-15		Air	1,2-Dichloroethene, Total
TO-15		Air	1,2-Dichlorotetrafluoroethane
TO-15		Air	4-Ethyltoluene
TO-15		Air	4-Isopropyltoluene
TO-15		Air	Cumene
TO-15		Air	Freon 22
TO-15		Air	Methyl Butyl Ketone (2-Hexanone)
TO-15		Air	n-Butane
TO-15		Air	n-Butylbenzene
TO-15		Air	n-Propylbenzene
TO-15		Air	sec-Butylbenzene
TO-15		Air	tert-Butylbenzene
TO-15		Air	Tetrahydrofuran

Laboratory: Eurofins TestAmerica, Buffalo

All accreditations/certifications held by this laboratory are listed. Not all accreditations/certifications are applicable to this report.

Authority	Program	Identification Number	Expiration Date
Arkansas DEQ	State	88-0686	07-06-20
California	State	2931	04-01-20
Connecticut	State	PH-0568	09-30-20
Florida	NELAP	E87672	06-30-20
Georgia	State	10026 (NY)	03-31-20
Georgia (DW)	State	956	03-31-20
Illinois	NELAP	200003	09-30-20
Iowa	State	374	02-28-21
Kansas	NELAP	E-10187	01-31-20 *
Kentucky (DW)	State	90029	12-31-20
Kentucky (UST)	State	30	03-31-20
Kentucky (WW)	State	KY90029	12-31-20
Louisiana	NELAP	02031	06-30-20
Maine	State	NY00044	12-04-20
Maryland	State	294	03-31-20
Massachusetts	State	M-NY044	06-30-20
Michigan	State	9937	03-31-20
Minnesota	NELAP	1524384	12-31-20
New Hampshire	NELAP	2337	11-17-20
New Jersey	NELAP	NY455	06-30-20
New York	NELAP	10026	04-01-20
North Dakota	State	R-176	03-31-20
Oklahoma	State	9421	09-01-20
Oregon	NELAP	NY200003	06-10-20
Pennsylvania	NELAP	68-00281	07-31-20
Rhode Island	State	LAO00328	12-30-20
Tennessee	State	02970	03-31-20
Texas	NELAP	T104704412-18-10	08-01-20

* Accreditation/Certification renewal pending - accreditation/certification considered valid.

Accreditation/Certification Summary

Client: GHD Services Inc.
Project/Site: 058507, GM-Lockport Air Samples

Job ID: 200-52793-1

Laboratory: Eurofins TestAmerica, Buffalo (Continued)

All accreditations/certifications held by this laboratory are listed. Not all accreditations/certifications are applicable to this report.

Authority	Program	Identification Number	Expiration Date
USDA	US Federal Programs	P330-18-00039	02-06-21
Virginia	NELAP	460185	09-14-20
Washington	State	C784	02-11-21
Wisconsin	State	998310390	08-31-20

Method Summary

Client: GHD Services Inc.
Project/Site: 058507, GM-Lockport Air Samples

Job ID: 200-52793-1

Method	Method Description	Protocol	Laboratory
TO-15	Volatile Organic Compounds in Ambient Air	EPA	TAL BUR

Protocol References:

EPA = US Environmental Protection Agency

Laboratory References:

TAL BUR = Eurofins TestAmerica, Burlington, 30 Community Drive, Suite 11, South Burlington, VT 05403, TEL (802)660-1990

Sample Summary

Client: GHD Services Inc.
Project/Site: 058507, GM-Lockport Air Samples

Job ID: 200-52793-1

Lab Sample ID	Client Sample ID	Matrix	Collected	Received	Asset ID
200-52793-1	10-IA-1-2020	Air	02/25/20 15:54	02/27/20 10:40	Air Canister (6-Liter) #3212
200-52793-2	10-IA-2-2020	Air	02/25/20 15:58	02/27/20 10:40	Air Canister (6-Liter) #2862
200-52793-3	8-IA-1-2020	Air	02/25/20 15:15	02/27/20 10:40	Air Canister (6-Liter) #5089
200-52793-4	8-IA-2-2020	Air	02/25/20 16:08	02/27/20 10:40	Air Canister (6-Liter) #34000107
200-52793-5	7A-IA-1-2020	Air	02/25/20 16:21	02/27/20 10:40	Air Canister (6-Liter) #34002081
200-52793-6	7A-IA-2-2020	Air	02/25/20 16:19	02/27/20 10:40	Air Canister (6-Liter) #3346
200-52793-7	OA-1-2020	Air	02/25/20 16:13	02/27/20 10:40	Air Canister (6-Liter) #4913

Eurofins TestAmerica, Knoxville
5815 Middlebrook Pike
Knoxville, TN 37921
Phone 865-291-3000
Fax 865-584-4315

Canister Samples Chain of Custody Record

TestAmerica Laboratories, Inc. assumes no liability with respect to the collection and shipment of these samples.

eurofins | Environment Testing TestAmerica

TestAmerica Laboratories, Inc. d/b/a Eurofins TestAmerica

Client Contact Information
Company Name: GZA
Address: 300 Pearl St Suite 700
City/State/Zip: Buffalo NY 14202
Phone: 716-685-2300
FAX:
Project Name: GM Lockport
Site/Location: Lockport NY
PO# 058507

Client Project Manager: Thomas Bohlen
Phone: 716-685-2300
Email: Thomas.Bohlen@GZA.com
Site Contact: Thomas Bohlen
Tel/Fax
Analysis Turnaround Time
Standard (Specific):
Rush (Specify):

Samples Collected By: Pete Nyzwyk 716-517-5708

COC No: 1 of 1 COCs

For Lab Use Only:
Walk-in Client:
Lab Sampling:
Job / SDG No.:
(See below for Add'l Items)

Sample Identification	Sample Start Date	Time Start	Sample End Date	Time Stop	Canister Vacuum in Field, "Hg (Start)	Canister Vacuum in Field, "Hg (Stop)	Flow Controller ID	Canister ID	TO-14/15 (Standard / Low Level)	TO-15 SIM	EPA 3C	EPA 25C	ASTM D-1946	EPA 15/16	Other (Please specify in notes section)	Sample Type	Indoor Air/Ambient Air	Sub-Slab	Soil Gas	Soil Vapor Extraction (SVE)	Landfill Gas	Other (Please specify in notes section)	Sample Specific Notes:
10-IA-1-2020	2-25-20	8:47	2-25-20	15:54	-29	-9	3171	3212		X													OA-1-2020 analyze
10-IA-2-2020	↓	8:56	↓	15:58	-29	-8	4738	2862		X													TO-15 only
8-IA-1-2020		9:34		15:15	-28	-6	2770	5089		X													
8-IA-2-2020		9:06		16:08	-30	-8	7371	0107		X													
7A-IA-1-2020		9:24		16:21	-27	-7	3752	2081		X													
7A-IA-2-2020		9:22		16:19	-28	-7	8851	3346		X													
OA-1-2020	↓	9:13	↓	16:13	-29	-8	3110	4913	X														

Temperature (Fahrenheit)

	Interior	Ambient
Start	65	40
Stop	65	36

Pressure (inches of Hg)

	Interior	Ambient
Start		
Stop		

200-52793 Chain of Custody

Special Instructions/QC Requirements & Comments:

Samples Shipped by:	**Date / Time:**	**Samples Received by:**
Samples Relinquished by:	**Date / Time:** 2-25/2020 / 1705	**Received by:**
Relinquished by: Andrew Likolb	**Date / Time:** 2/26/20 1700	**Received by:** 2/27/2020 10:40
Lab Use Only: Shipper Name:	Opened by:	Condition:

Form No. CA-C-WI-003, Rev. 2.13, dated 4/10/2019

ORIGIN ID:DKKA (716) 691-2600
CHRIS KOLB
TESTAMERICA
10 HAZELWOOD DR

AMHERST, NY 14228
UNITED STATES US

SHIP DATE: 26FEB20
ACTWGT: 33.65 LB
CAD: 846654/CAFE3312

BILL RECIPIENT

) SAMPLE MGT.
TA BURLINGTON
30 COMMUNITY DRIVE
SUITE 11
SOUTH BURLINGTON VT 05403
802) 860-1990
REF: TA BURLINGTON

FedEx Express

J191219082001 uv

1 of 4

(#
01 4276 0722 6725
MASTER ##

THU - 27 FEB 10:30A
PRIORITY OVERNIGHT

XH BTVA

05403
VT-US BTV

ORIGIN ID:DKKA (716) 691-2600
CHRIS KOLB
TESTAMERICA
10 HAZELWOOD DR

AMHERST, NY 14228
UNITED STATES US

SHIP DATE: 26FEB20
ACTWGT: 33.65 LB
CAD: 846654/CAFE3312

BILL RECIPIENT

TO SAMPLE MGT.
TA BURLINGTON
30 COMMUNITY DRIVE
SUITE 11
SOUTH BURLINGTON VT 05403
(802) 860-1990
REF: TA BURLINGTON

55SC2/049E/05A2

FedEx Express

J191219082001 uv

2 of 4

MPS# 4276 0722 6736
0263
Mstr# 4276 0722 6725
0201

THU - 27 FEB 10:30A
PRIORITY OVERNIGHT

XH BTVA

05403
VT-US BTV

DRIGIN ID:DKKA (716) 691-2600
CHRIS KDLB
TESTAMERICA
1D HAZELWDDD DR

AMHERST, NY 1422B
UNITED STATES US

SHIP DATE: 26FEB2D
ACTWGT: 33.65 LB
CAD: 846654/CAFE3312

BILL RECIPIENT

0 SAMPLE MGT.
TA BURLINGTON
30 COMMUNITY DRIVE
SUITE 11
SOUTH BURLINGTON VT 05403
(802) 680-1990
REF: TA BURLINGTON

FedEx Express

3 of 4
MPS# D263 4276 0722 6747
Mstr# 4276 0722 6725 D201

THU - 27 FEB 10:30A
PRIORITY OVERNIGHT

XH BTVA

05403
VT-US BTV

565C2/049E/05A2
C2/049E/104C
J191219082001uv

DRIGIN ID:DKKA (716) 691-26DD
CHRIS KDLB
TESTAMERICA
1D HAZELWDDD DR

AMHERST, NY 14228
UNITED STATES US

SHIP DATE: 26FEB20
ACTWGT: 33.65 LB
CAD: 846654/CAFE3312

BILL RECIPIENT

TO SAMPLE MGT.
TA BURLINGTON
30 COMMUNITY DRIVE
SUITE 11
SOUTH BURLINGTON VT 05403
(802) 680-1990
REF: TA BURLINGTON

FedEx Express

4 of 4
MPS# 0263 4276 0722 6758
Mstr# 4276 0722 6725 02D1

THU - 27 FEB 10:30A
PRIORITY OVERNIGHT

XH BTVA

05403
VT-US BTV

565C2/049E/05A2
J191219082001uv

Login Sample Receipt Checklist

Client: GHD Services Inc.

Job Number: 200-52793-1

Login Number: 52793
List Number: 1
Creator: McNabb, Robert W

List Source: Eurofins TestAmerica, Burlington

Question	Answer	Comment
Radioactivity wasn't checked or is </= background as measured by a survey meter.	N/A	Lab does not accept radioactive samples.
The cooler's custody seal, if present, is intact.	True	Not present
Sample custody seals, if present, are intact.	True	
The cooler or samples do not appear to have been compromised or tampered with.	True	
Samples were received on ice.	N/A	Thermal preservation not required.
Cooler Temperature is acceptable.	True	
Cooler Temperature is recorded.	N/A	Thermal preservation not required.
COC is present.	True	
COC is filled out in ink and legible.	True	
COC is filled out with all pertinent information.	True	
Is the Field Sampler's name present on COC?	True	PN
There are no discrepancies between the containers received and the COC.	True	
Samples are received within Holding Time (excluding tests with immediate HTs)	True	
Sample containers have legible labels.	True	
Containers are not broken or leaking.	True	
Sample collection date/times are provided.	True	
Appropriate sample containers are used.	True	
Sample bottles are completely filled.	N/A	
Sample Preservation Verified.	True	
There is sufficient vol. for all requested analyses, incl. any requested MS/MSDs	True	
Containers requiring zero headspace have no headspace or bubble is <6mm (1/4").	True	
Multiphasic samples are not present.	True	
Samples do not require splitting or compositing.	True	
Residual Chlorine Checked.	N/A	

Pre-Shipment Clean Canister Certification Report

Canister Cleaning & Pre-Shipment Leak Test

System ID	Max DF#	# Cycles	Cleaning Start Date/Time		System Start Temp(s):		Technician	Can Size	Certification Type:
Top Rack	10	25	1/20/2020	1439	23	23	SML	6 liter	batch

Port	Can ID	Initial[1] (psia)	Final (psia)	Diff.[3]	Final ("Hg)	Initial Reading Gauge:	Initial Reading Date:	Initial Reading Time:	Initial Reading Tech:	Initial Reading Temp:	Final Reading Gauge:	Final Reading Date:	Final Reading Time:	Final Reading Tech:	Final Reading Temp:
1	9191	.01	.01	Ø	29.4	G26	1/21/20	1143	S—	24.0	G26	2/6/20	1109	S—	22.0
2	34000991	↓	.01	Ø	29.4	G26	↓	↓	↓	↓	G26	↓	↓	↓	↓
3	34000845	.01	.01	Ø	20.2	G26	2/6/20	1138	S—	22.0	G26	2/9/20	1242	S—	22.0
4	9234	.01	.01	Ø	29.4	G26	1/21/20	1143	S—	24.0	G26	2/6/20	1109	S—	22.0
5	9268		.01	Ø	29.4	G26					G26				
6	34000464		.03	.02	29.4	G26					G26				
7	34000586		.01	Ø	29.4	G26					G26				
8	34000189		.01	Ø	29.4	G26					G26				
9	34000294		.01	Ø	29.4	G26					G26				
10	9228		.01	Ø	29.4	G26					G26				
11	34000107		.01	Ø	29.4	G26					G26				
12	34001159	↓	.09	.08	29.4	G26	↓	↓	↓	↓	G26	↓	↓	↓	↓

[1] Batch Certification: The reading is taken on the "batch" canister and this value is used as the initial pressure for all canisters in the batch.

[3] Difference = Final Pressure - Initial Pressure . Acceptance Criteria: (1) The difference must be less than or equal to + 0.25psi. (2) Pressure readings must be at least 24 hours apart.

If time frame was not met, the PM must authorize shipment of canister **PM Authorization** **Date:**

Clean Canister Certification Analysis & Authorization of Release to Inventory

Test Method: ☑ TO15 Routine ☐ TO15 LL

Can ID	Date	Sequence	Analyst	Inventory Level 1	Inventory Level 2	Inventory Level 3	Inventory Level 4	Secondary Review Limited	Secondary Review Review Date	Secondary Review Reviewer
34000845	1/24/20	39695	VTP		XXXXXX				1/24/20	SMB

Inventory Level 1: Individual Canister Certification (TO15LL 0.01).

Inventory Level 2: Individual or Batch Certification (TO15 0.04 ppbv).

Inventory Level 3: Individual or Batch Certification (TO15 0.2 ppbv).

Inventory Level Limited: Canisters may only be used for certain projects.

Dup Tees/Vac gauges (enter IDs if included):

Comments:

Form ID: FAI023:12
Revision Date: 12/18/2018

TestAmerica Burlington

200-52284-A-3
34000845
Location: Air-Storage
Bottle: Summa Canister 6L
Sampled: 1/20/2020 12:00 AM 200-1357062

Loc: 200
52284
#3
A

Pre-Shipment Clean Canister Certification Report

Canister Cleaning & Pre-Shipment Leak Test

System ID	Max DF#	# Cycles	Cleaning Start Date/Time		System Start Temp(s):		Technician	Can Size	Certification Type:
Bottom Rack	10	25	1/20/2020	1439	23	23	SML	6 liter	batch

Port	Can ID	Initial[1] (psia)	Final (psia)	Diff.[3]	Final ("Hg)	Initial Reading Gauge:	Date:	Time:	Tech:	Temp:	Final Reading Gauge:	Date:	Time:	Tech:	Temp:
1	34001039	.01	.01	Ø	29.7	G26	1/21/20	1143	SL	24.0	G26	2/8/20	1006	SML	22.0
2	34001446	↓	.01	Ø	29.7	G26	↓	↓	↓	↓	G26	↓	↓	↓	↓
3	9244	.01	.01	Ø	30.2	G26	2/8/20	1033	SL	22.0	G26	2/9/20	1242	SL	22.0
4	9256	.01	.01	Ø	29.7	G26	1/21/20	1143	SL	24.0	G26	2/8/20	1006	SML	22.0
5	9259	↓	.03	.02	29.7	G26	↓	↓	↓	↓	G26	↓	↓	↓	↓
6	9204	↓	.01	Ø	29.7	G26	↓	↓	↓	↓	G26	↓	↓	↓	↓
7	9257	↓	.01	Ø	29.7	G26	↓	↓	↓	↓	G26	↓	↓	↓	↓
8	9269	↓	.01	Ø	29.7	G26	↓	↓	↓	↓	G26	↓	↓	↓	↓
9	34002081	↓	.01	Ø	29.7	G26	↓	↓	↓	↓	G26	↓	↓	↓	↓
10	34000821	↓	.05	.04	29.7	G26	↓	↓	↓	↓	G26	↓	↓	↓	↓
11	9213	↓	.01	Ø	29.7	G26	↓	↓	↓	↓	G26	↓	↓	↓	↓
12	34001511	↓	.01	Ø	29.7	G26	↓	↓	↓	↓	G26	↓	↓	↓	↓

[1] Batch Certification: The reading is taken on the "batch" canister and this value is used as the initial pressure for all canisters in the batch.

[3] Difference = Final Pressure - Initial Pressure . Acceptance Criteria: (1) The difference must be less than or equal to + 0.25psi. (2) Pressure readings must be at least 24 hours apart.

If time frame was not met, the PM must authorize shipment of canister **PM Authorization** **Date:**

Clean Canister Certification Analysis & Authorization of Release to Inventory

Test Method: ☒ TO15 Routine ☐ TO15 LL

Can ID	Date	Sequence	Analyst	Inventory Level 1	2	3	4	Secondary Review Limited	Review Date	Reviewer
9244	1/24/20	39691	ABT		XXXXXX				1/24/20	OTS

Inventory Level 1: Individual Canister Certification (TO15LL 0.01).

Inventory Level 2: Individual or Batch Certification (TO15 0.04 ppbv).

Inventory Level 3: Individual or Batch Certification (TO15 0.2 ppbv).

Inventory Level Limited: Canisters may only be used for certain projects.

Dup Tees/Vac gauges (enter IDs if included):

Comments:

Form ID: FAI023:12
Revision Date: 12/18/2018

TestAmerica Burlington

200-52285-A-3
9244
Location: Air-Storage
Bottle: Summa Canister 6L
Sampled: 1/20/2020 12:00 AM 200-1357074

Loc: 200
52285
#3
A

Pre-Shipment Clean Canister Certification Report

Canister Cleaning & Pre-Shipment Leak Test

System ID	Max DF#	# Cycles	Cleaning Start Date/Time		System Start Temp(s):		Technician	Can Size	Certification Type:
Oven 3/4	10	25	1/21/2020	1421	24	24	SML	6 liter	batch

Port	Can ID	Initial[1] (psia)	Final (psia)	Diff.[3]	Final ("Hg)	Initial Reading Gauge:	Date:	Time:	Tech:	Temp:	Final Reading Gauge:	Date:	Time:	Tech:	Temp:
1	5902	101	101	Ø	29.6	G26	2/9/20	1503	SL	22.0	G26	2/11/20	1426	SL	24.0
2	3346	101	101	Ø	30.1	G26	1/22/20	1223	SML	24.0	G26	2/9/20	1436	SL	22.0
3	4913		101	Ø	30.1	G26					G26				
4	5031		101	Ø	30.1	G26					G26				
5	5669		101	Ø	30.1	G26					G26				
6	5089		101	Ø	30.1	G26					G26				
7	2540		101	Ø	30.1	G26					G26				
8	5112		101	Ø	30.1	G26					G26				
9	5050		101	Ø	30.1	G26					G26				
10	2741		101	Ø	30.1	G26					G26				
11	2533		101	Ø	30.1	G26					G26				
12	5726		101	Ø	30.1	G26					G26				

[1] Batch Certification: The reading is taken on the "batch" canister and this value is used as the initial pressure for all canisters in the batch.

[3] Difference = Final Pressure - Initial Pressure . Acceptance Criteria: (1) The difference must be less than or equal to + 0.25psi. (2) Pressure readings must be at least 24 hours apart.

If time frame was not met, the PM must authorize shipment of canister **PM Authorization** **Date:**

Clean Canister Certification Analysis & Authorization of Release to Inventory

Test Method: ☒ TO15 Routine ☐ TO15 LL

Can ID	Date	Sequence	Analyst	Inventory Level 1	2	3	4	Secondary Review Limited	Review Date	Reviewer
5902	1/24/20	39693	VTP		XXXXXX				1/24/20	VTP

Inventory Level 1: Individual Canister Certification (TO15LL 0.01).

Inventory Level 2: Individual or Batch Certification (TO15 0.04 ppbv).

Inventory Level 3: Individual or Batch Certification (TO15 0.2 ppbv).

Inventory Level Limited: Canisters may only be used for certain projects.

Dup Tees/Vac gauges (enter IDs if included):

Comments:

200-52297-A-1
5902
Location: Air-Storage
Bottle: Summa Canister 6L
Sampled: 1/21/2020 12:00 AM 200-1357328

Loc: 200
52297
#1
A

Form ID: FAI023:12
Revision Date: 12/18/2018

TestAmerica Burlington

Pre-Shipment Clean Canister Certification Report

Canister Cleaning & Pre-Shipment Leak Test

System ID	Max DF#	# Cycles	Cleaning Start Date/Time		System Start Temp(s):		Technician	Can Size	Certification Type:
Top Rack	10	25	1/21/2020	1346	24	24	SML	6 liter	batch

Port	Can ID	Initial[1] (psia)	Final (psia)	Diff.[3]	Final ("Hg)	Initial Reading Gauge:	Date:	Time:	Tech:	Temp:	Final Reading Gauge:	Date:	Time:	Tech:	Temp:
1	4333	.01	.01	0	30.1	G26	1/22/20	1120	S—	24.0	G26	2/9/20	1524	S—	22.0
2	3012		.01	0	30.1	G26					G26				
3	4298		.01	0	30.1	G26					G26				
4	5024	.01	.01	0	29.6	G26	2/9/20	1553	S—	22.0	G26	2/11/20	1426	S—	24.0
5	5632	.01	.01	0	30.1	G26	1/22/20	1120	S—	S— 24.0	G26	2/9/20	1524	S—	22.0
6	3655		.01	0	30.1	G26					G26				
7	3414		.01	0	30.1	G26					G26				
8	4022		.01	0	30.1	G26					G26				
9	3074		.01	0	30.1	G26					G26				
10	3212		.01	0	30.1	G26					G26				
11	4384		.15	.14	30.1	G26					G26				
12	2862		.01	0	30.1	G26					G26				

[1] Batch Certification: The reading is taken on the "batch" canister and this value is used as the initial pressure for all canisters in the batch.

[3] Difference = Final Pressure - Initial Pressure . Acceptance Criteria: (1) The difference must be less than or equal to + 0.25psi. (2) Pressure readings must be at least 24 hours apart.

If time frame was not met, the PM must authorize shipment of canister **PM Authorization** **Date:**

Clean Canister Certification Analysis & Authorization of Release to Inventory

Test Method: ☒ TO15 Routine ☐ TO15 LL

Can ID	Date	Sequence	Analyst	Inventory Level 1	2	3	4	Secondary Review Limited	Review Date	Reviewer
5024	1/24/20	39693	VP		XXXXXX				1/24/20	TPB

Inventory Level 1: Individual Canister Certification (TO15LL 0.01).

Inventory Level 2: Individual or Batch Certification (TO15 0.04 ppbv).

Inventory Level 3: Individual or Batch Certification (TO15 0.2 ppbv).

Inventory Level Limited: Canisters may only be used for certain projects.

Dup Tees/Vac gauges (enter IDs if included):

Comments:

Form ID: FAI023:12
Revision Date: 12/18/2018

TestAmerica Burlington

Page 48 of 79

3/9/2020

200-52298-A-4
5024
Location: Air-Storage
Bottle: Summa Canister 6L
Sampled: 1/21/2020 12:00 AM 200-1357343

Loc: 200
52298
#4
A

FORM I
AIR - GC/MS VOA ORGANICS ANALYSIS DATA SHEET

Lab Name: Eurofins TestAmerica, Burlington Job No.: 200-52284-1

SDG No.:

Client Sample ID: 34000845 Lab Sample ID: 200-52284-3

Matrix: Air Lab File ID: 200-39693-015.D

Analysis Method: TO-15 Date Collected: 01/20/2020 00:00

Sample wt/vol: 1000(mL) Date Analyzed: 01/24/2020 02:41

Soil Aliquot Vol: Dilution Factor: 0.2

Soil Extract Vol.: GC Column: RTX-624 ID: 0.32(mm)

% Moisture: Level: (low/med) Low

Analysis Batch No.: 151708 Units: ppb v/v

CAS NO.	COMPOUND NAME	RESULT	Q	RL	RL
115-07-1	Propylene	1.0	U	1.0	1.0
75-71-8	Dichlorodifluoromethane	0.10	U	0.10	0.10
75-45-6	Freon 22	0.10	U	0.10	0.10
76-14-2	1,2-Dichlorotetrafluoroethane	0.040	U	0.040	0.040
74-87-3	Chloromethane	0.10	U	0.10	0.10
106-97-8	n-Butane	0.10	U	0.10	0.10
75-01-4	Vinyl chloride	0.040	U	0.040	0.040
106-99-0	1,3-Butadiene	0.040	U	0.040	0.040
74-83-9	Bromomethane	0.040	U	0.040	0.040
75-00-3	Chloroethane	0.10	U	0.10	0.10
593-60-2	Bromoethene(Vinyl Bromide)	0.040	U	0.040	0.040
75-69-4	Trichlorofluoromethane	0.040	U	0.040	0.040
64-17-5	Ethanol	1.0	U	1.0	1.0
76-13-1	Freon TF	0.040	U	0.040	0.040
75-35-4	1,1-Dichloroethene	0.040	U	0.040	0.040
67-64-1	Acetone	1.0	U	1.0	1.0
67-63-0	Isopropyl alcohol	1.0	U	1.0	1.0
75-15-0	Carbon disulfide	0.10	U	0.10	0.10
107-05-1	3-Chloropropene	0.10	U	0.10	0.10
75-09-2	Methylene Chloride	0.10	U	0.10	0.10
75-65-0	tert-Butyl alcohol	1.0	U	1.0	1.0
1634-04-4	Methyl tert-butyl ether	0.040	U	0.040	0.040
156-60-5	trans-1,2-Dichloroethene	0.040	U	0.040	0.040
110-54-3	n-Hexane	0.040	U	0.040	0.040
75-34-3	1,1-Dichloroethane	0.040	U	0.040	0.040
108-05-4	Vinyl acetate	1.0	U	1.0	1.0
141-78-6	Ethyl acetate	1.0	U	1.0	1.0
78-93-3	Methyl Ethyl Ketone	0.10	U	0.10	0.10
156-59-2	cis-1,2-Dichloroethene	0.040	U	0.040	0.040
540-59-0	1,2-Dichloroethene, Total	0.080	U	0.080	0.080
67-66-3	Chloroform	0.040	U	0.040	0.040
109-99-9	Tetrahydrofuran	1.0	U	1.0	1.0
71-55-6	1,1,1-Trichloroethane	0.040	U	0.040	0.040
110-82-7	Cyclohexane	0.040	U	0.040	0.040
56-23-5	Carbon tetrachloride	0.040	U	0.040	0.040
540-84-1	2,2,4-Trimethylpentane	0.040	U	0.040	0.040

FORM I
AIR - GC/MS VOA ORGANICS ANALYSIS DATA SHEET

Lab Name: Eurofins TestAmerica, Burlington Job No.: 200-52284-1

SDG No.:

Client Sample ID: 34000845 Lab Sample ID: 200-52284-3

Matrix: Air Lab File ID: 200-39693-015.D

Analysis Method: TO-15 Date Collected: 01/20/2020 00:00

Sample wt/vol: 1000(mL) Date Analyzed: 01/24/2020 02:41

Soil Aliquot Vol: Dilution Factor: 0.2

Soil Extract Vol.: GC Column: RTX-624 ID: 0.32(mm)

% Moisture: Level: (low/med) Low

Analysis Batch No.: 151708 Units: ppb v/v

CAS NO.	COMPOUND NAME	RESULT	Q	RL	RL
71-43-2	Benzene	0.040	U	0.040	0.040
107-06-2	1,2-Dichloroethane	0.040	U	0.040	0.040
142-82-5	n-Heptane	0.040	U	0.040	0.040
79-01-6	Trichloroethene	0.040	U	0.040	0.040
80-62-6	Methyl methacrylate	0.10	U	0.10	0.10
78-87-5	1,2-Dichloropropane	0.040	U	0.040	0.040
123-91-1	1,4-Dioxane	1.0	U	1.0	1.0
75-27-4	Bromodichloromethane	0.040	U	0.040	0.040
10061-01-5	cis-1,3-Dichloropropene	0.040	U	0.040	0.040
108-10-1	methyl isobutyl ketone	0.10	U	0.10	0.10
108-88-3	Toluene	0.040	U	0.040	0.040
10061-02-6	trans-1,3-Dichloropropene	0.040	U	0.040	0.040
79-00-5	1,1,2-Trichloroethane	0.040	U	0.040	0.040
127-18-4	Tetrachloroethene	0.040	U	0.040	0.040
591-78-6	Methyl Butyl Ketone (2-Hexanone)	0.10	U	0.10	0.10
124-48-1	Dibromochloromethane	0.040	U	0.040	0.040
106-93-4	1,2-Dibromoethane	0.040	U	0.040	0.040
108-90-7	Chlorobenzene	0.040	U	0.040	0.040
100-41-4	Ethylbenzene	0.040	U	0.040	0.040
179601-23-1	m,p-Xylene	0.10	U	0.10	0.10
95-47-6	Xylene, o-	0.040	U	0.040	0.040
1330-20-7	Xylene (total)	0.14	U	0.14	0.14
100-42-5	Styrene	0.040	U	0.040	0.040
75-25-2	Bromoform	0.040	U	0.040	0.040
98-82-8	Cumene	0.040	U	0.040	0.040
79-34-5	1,1,2,2-Tetrachloroethane	0.040	U	0.040	0.040
103-65-1	n-Propylbenzene	0.040	U	0.040	0.040
622-96-8	4-Ethyltoluene	0.040	U	0.040	0.040
108-67-8	1,3,5-Trimethylbenzene	0.040	U	0.040	0.040
95-49-8	2-Chlorotoluene	0.040	U	0.040	0.040
98-06-6	tert-Butylbenzene	0.040	U	0.040	0.040
95-63-6	1,2,4-Trimethylbenzene	0.040	U	0.040	0.040
135-98-8	sec-Butylbenzene	0.040	U	0.040	0.040
99-87-6	4-Isopropyltoluene	0.040	U	0.040	0.040
541-73-1	1,3-Dichlorobenzene	0.040	U	0.040	0.040
106-46-7	1,4-Dichlorobenzene	0.040	U	0.040	0.040

FORM I
AIR - GC/MS VOA ORGANICS ANALYSIS DATA SHEET

Lab Name: Eurofins TestAmerica, Burlington Job No.: 200-52284-1

SDG No.:

Client Sample ID: 34000845 Lab Sample ID: 200-52284-3

Matrix: Air Lab File ID: 200-39693-015.D

Analysis Method: TO-15 Date Collected: 01/20/2020 00:00

Sample wt/vol: 1000(mL) Date Analyzed: 01/24/2020 02:41

Soil Aliquot Vol: Dilution Factor: 0.2

Soil Extract Vol.: GC Column: RTX-624 ID: 0.32(mm)

% Moisture: Level: (low/med) Low

Analysis Batch No.: 151708 Units: ppb v/v

CAS NO.	COMPOUND NAME	RESULT	Q	RL	RL
100-44-7	Benzyl chloride	0.040	U	0.040	0.040
104-51-8	n-Butylbenzene	0.040	U	0.040	0.040
95-50-1	1,2-Dichlorobenzene	0.040	U	0.040	0.040
120-82-1	1,2,4-Trichlorobenzene	0.10	U	0.10	0.10
87-68-3	Hexachlorobutadiene	0.040	U	0.040	0.040
91-20-3	Naphthalene	0.10	U	0.10	0.10

Eurofins TestAmerica, Burlington
Target Compound Quantitation Report

Data File: \\chromna\Burlington\ChromData\CHG.i\20200123-39693.b\200-39693-015.D
Lims ID: 200-52284-A-3
Client ID: 34000845
Sample Type: Client
Inject. Date: 24-Jan-2020 02:41:30 ALS Bottle#: 15 Worklist Smp#: 15
Purge Vol: 200.000 mL Dil. Factor: 0.2000
Sample Info: 200-0039693-015
Misc. Info.: 52287-2
Operator ID: ggg Instrument ID: CHG.i

Method: \\chromna\Burlington\ChromData\CHG.i\20200123-39693.b\TO15_MasterMethod_(v1)_G.m
Limit Group: AI_TO15_ICAL
Last Update: 24-Jan-2020 09:49:23 Calib Date: 23-Jan-2020 10:20:30
Integrator: RTE ID Type: Deconvolution ID
Quant Method: Internal Standard Quant By: Initial Calibration
Last ICal File: \\chromna\Burlington\ChromData\CHG.i\20200122-39682.b\200-39682-021.D

Column 1 : RTX-624 (0.32 mm) Det: MS SCAN
Process Host: CTX0336

First Level Reviewer: bourdeaut Date: 24-Jan-2020 09:49:23

Compound	Sig	RT (min.)	Adj RT (min.)	Dlt RT (min.)	Q	Response	OnCol Amt ppb v/v	Flags
1 Propene	41		3.070				ND	U
2 Dichlorodifluoromethane	85		3.123				ND	
3 Chlorodifluoromethane	51		3.155				ND	
4 1,2-Dichloro-1,1,2,2-tetra	85		3.353				ND	
5 Chloromethane	50		3.434				ND	
6 Butane	43		3.637				ND	
7 Vinyl chloride	62		3.637				ND	
8 Butadiene	54		3.712				ND	
10 Bromomethane	94		4.220				ND	
11 Chloroethane	64		4.418				ND	
13 Vinyl bromide	106		4.750				ND	
14 Trichlorofluoromethane	101		4.873				ND	
17 Ethanol	45		5.167				ND	
21 1,1-Dichloroethene	96		5.782				ND	
20 1,1,2-Trichloro-1,2,2-trif	101		5.814				ND	
22 Acetone	43		5.862				ND	
24 Isopropyl alcohol	45		6.098				ND	
23 Carbon disulfide	76		6.162				ND	
25 3-Chloro-1-propene	41		6.435				ND	
27 Methylene Chloride	49		6.654				ND	
28 2-Methyl-2-propanol	59		6.831				ND	
29 Methyl tert-butyl ether	73		7.125				ND	
31 trans-1,2-Dichloroethene	61		7.136				ND	
33 Hexane	57		7.622				ND	
34 1,1-Dichloroethane	63		7.901				ND	
35 Vinyl acetate	43		7.906				ND	
38 2-Butanone (MEK)	72		8.885				ND	
37 cis-1,2-Dichloroethene	96		8.901				ND	
39 Ethyl acetate	88		8.949				ND	
* 40 Chlorobromomethane	128	9.318	9.318	0.000	93	171631	10.0	
41 Tetrahydrofuran	42		9.350				ND	

Compound	Sig	RT (min.)	Adj RT (min.)	Dlt RT (min.)	Q	Response	OnCol Amt ppb v/v	Flags
42 Chloroform	83		9.511				ND	
S 30 1,2-Dichloroethene, Total	61		9.665				ND	
44 1,1,1-Trichloroethane	97		9.821				ND	
43 Cyclohexane	84		9.960				ND	
45 Carbon tetrachloride	117		10.105				ND	
47 Benzene	78		10.490				ND	
48 1,2-Dichloroethane	62		10.586				ND	
46 Isooctane	57		10.720				ND	
49 n-Heptane	43		11.068				ND	
* 50 1,4-Difluorobenzene	114	11.314	11.314	0.000	98	973431	10.0	
53 Trichloroethene	95		11.785				ND	
54 1,2-Dichloropropane	63		12.319				ND	
55 Methyl methacrylate	69		12.426				ND	
56 1,4-Dioxane	88		12.448				ND	
57 Dibromomethane	174		12.491				ND	
58 Dichlorobromomethane	83		12.844				ND	
60 cis-1,3-Dichloropropene	75		13.726				ND	
61 4-Methyl-2-pentanone (MIBK	43		14.026				ND	
65 Toluene	92		14.422				ND	
66 trans-1,3-Dichloropropene	75		14.887				ND	
67 1,1,2-Trichloroethane	83		15.289				ND	
68 Tetrachloroethene	166		15.470				ND	
69 2-Hexanone	43		15.738				ND	
71 Chlorodibromomethane	129		16.070				ND	
72 Ethylene Dibromide	107		16.316				ND	
* 74 Chlorobenzene-d5	117	17.284	17.289	-0.005	94	818095	10.0	
75 Chlorobenzene	112		17.348				ND	
76 Ethylbenzene	91		17.557				ND	
78 m-Xylene & p-Xylene	106		17.830				ND	
79 o-Xylene	106		18.648				ND	
80 Styrene	104		18.691				ND	
81 Bromoform	173		19.065				ND	
82 Isopropylbenzene	105		19.402				ND	
S 73 Xylenes, Total	106		19.600				ND	
84 1,1,2,2-Tetrachloroethane	83		19.980				ND	
85 N-Propylbenzene	91		20.167				ND	
89 2-Chlorotoluene	91		20.317				ND	
88 4-Ethyltoluene	105		20.376				ND	
90 1,3,5-Trimethylbenzene	105		20.472				ND	
92 tert-Butylbenzene	119		20.975				ND	
93 1,2,4-Trimethylbenzene	105		21.066				ND	
94 sec-Butylbenzene	105		21.312				ND	
96 1,3-Dichlorobenzene	146		21.489				ND	
95 4-Isopropyltoluene	119		21.537				ND	
97 1,4-Dichlorobenzene	146		21.633				ND	
98 Benzyl chloride	91		21.794				ND	
100 n-Butylbenzene	91		22.104				ND	
101 1,2-Dichlorobenzene	146		22.136				ND	
103 1,2,4-Trichlorobenzene	180		24.592				ND	
104 Hexachlorobutadiene	225		24.838				ND	
105 Naphthalene	128		25.084				ND	

QC Flag Legend

Review Flags

U - Marked Undetected

Reagents:

ATTO15GIS_00015	Amount Added: 20.00	Units: mL	Run Reagent

Report Date: 24-Jan-2020 09:49:24 Chrom Revision: 2.3 14-Jan-2020 22:23:42

Eurofins TestAmerica, Burlington

Data File:	\\chromna\Burlington\ChromData\CHG.i\20200123-39693.b\200-39693-015.D				
Injection Date:	24-Jan-2020 02:41:30	Instrument ID:	CHG.i	Operator ID:	ggg
Lims ID:	200-52284-A-3	Lab Sample ID:	200-52284-3	Worklist Smp#:	15
Client ID:	34000845				
Purge Vol:	200.000 mL	Dil. Factor:	0.2000	ALS Bottle#:	15
Method:	TO15_MasterMethod_(v1)_G	Limit Group:	AI_TO15_ICAL		

Column: RTX-624 (0.32 mm) Y Scaling: Method Defined: Scale to the Nth Largest Target: 1

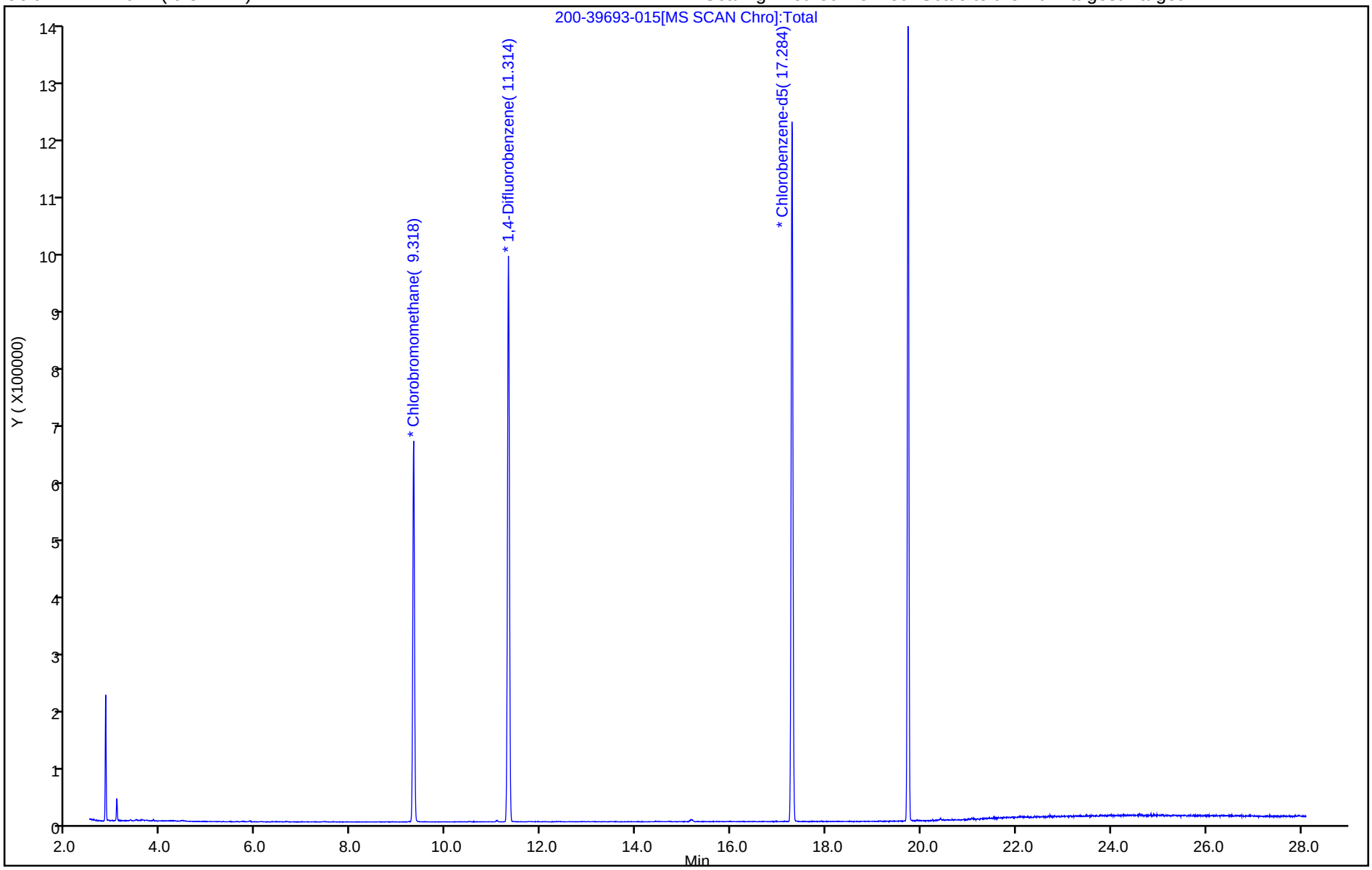

User Disabled Compound Report

Eurofins TestAmerica, Burlington

Data File:	\\chromna\Burlington\ChromData\CHG.i\20200123-39693.b\200-39693-015.D				
Injection Date:	24-Jan-2020 02:41:30	Instrument ID:	CHG.i		
Lims ID:	200-52284-A-3	Lab Sample ID:	200-52284-3		
Client ID:	34000845				
Operator ID:	ggg	ALS Bottle#:	15	Worklist Smp#:	15
Purge Vol:	200.000 mL	Dil. Factor:	0.2000		
Method:	TO15_MasterMethod_(v1)_G	Limit Group:	AI_TO15_ICAL		
Column:	RTX-624 (0.32 mm)	Detector	MS SCAN		

1 Propene, CAS: 115-07-1

Processing Results

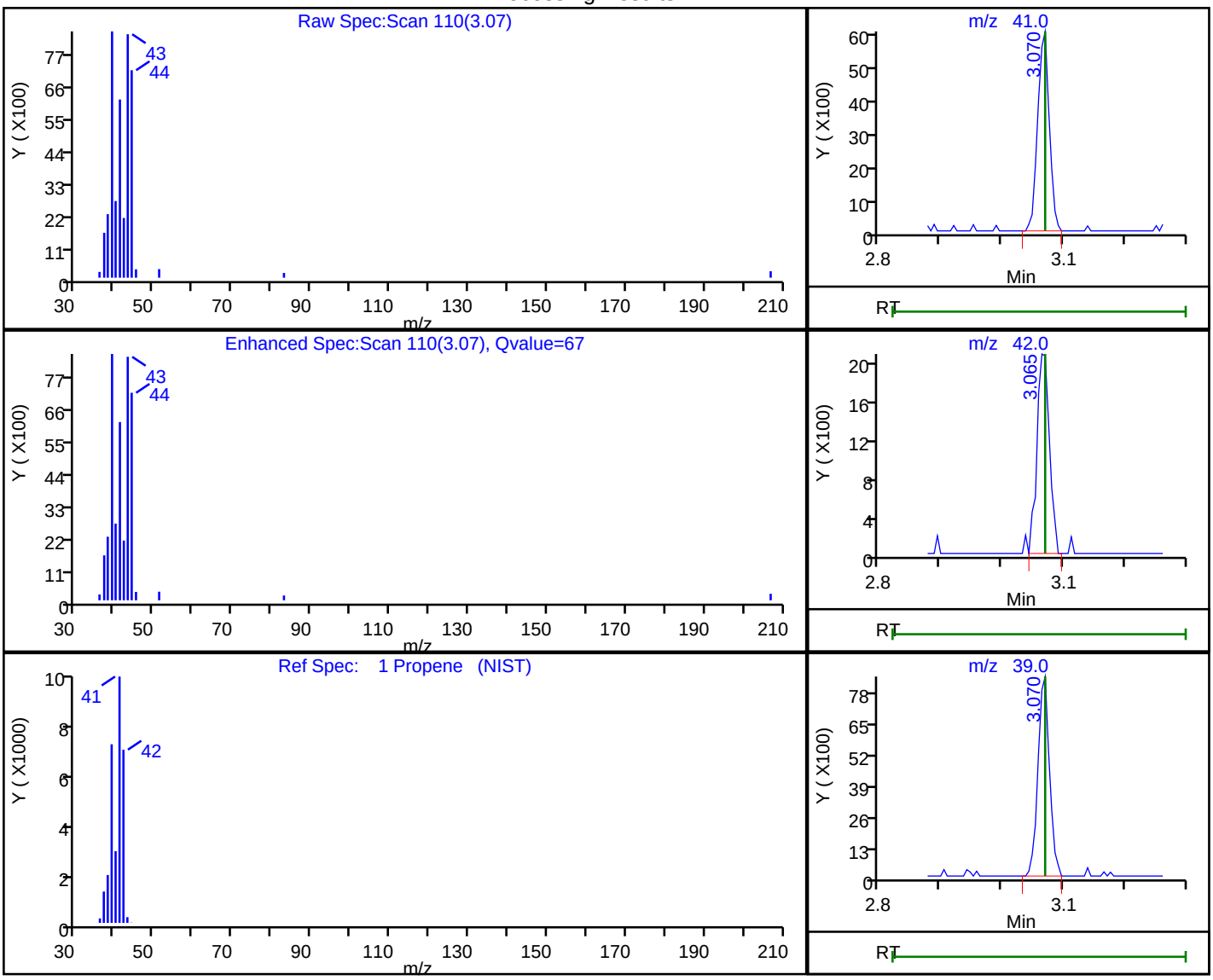

RT	Mass	Response	Amount
3.07	41.00	8021	0.527758
3.06	42.00	2942	
3.07	39.00	11052	

Reviewer: bourdeaut, 24-Jan-2020 09:48:58

Audit Action: Marked Compound Undetected Audit Reason: Invalid Compound ID

FORM I
AIR - GC/MS VOA ORGANICS ANALYSIS DATA SHEET

Lab Name: Eurofins TestAmerica, Burlington Job No.: 200-52285-1

SDG No.:

Client Sample ID: 9244 Lab Sample ID: 200-52285-3

Matrix: Air Lab File ID: 39691-20.d

Analysis Method: TO-15 Date Collected: 01/20/2020 00:00

Sample wt/vol: 1000(mL) Date Analyzed: 01/24/2020 05:33

Soil Aliquot Vol: Dilution Factor: 0.2

Soil Extract Vol.: GC Column: RTX-624 ID: 0.32(mm)

% Moisture: Level: (low/med) Low

Analysis Batch No.: 151705 Units: ppb v/v

CAS NO.	COMPOUND NAME	RESULT	Q	RL	RL
115-07-1	Propylene	1.0	U	1.0	1.0
75-71-8	Dichlorodifluoromethane	0.10	U	0.10	0.10
75-45-6	Freon 22	0.10	U	0.10	0.10
76-14-2	1,2-Dichlorotetrafluoroethane	0.040	U	0.040	0.040
74-87-3	Chloromethane	0.10	U	0.10	0.10
106-97-8	n-Butane	0.10	U	0.10	0.10
75-01-4	Vinyl chloride	0.040	U	0.040	0.040
106-99-0	1,3-Butadiene	0.040	U	0.040	0.040
74-83-9	Bromomethane	0.040	U	0.040	0.040
75-00-3	Chloroethane	0.10	U	0.10	0.10
593-60-2	Bromoethene(Vinyl Bromide)	0.040	U	0.040	0.040
75-69-4	Trichlorofluoromethane	0.040	U	0.040	0.040
64-17-5	Ethanol	1.0	U	1.0	1.0
76-13-1	Freon TF	0.040	U	0.040	0.040
75-35-4	1,1-Dichloroethene	0.040	U	0.040	0.040
67-64-1	Acetone	1.0	U	1.0	1.0
67-63-0	Isopropyl alcohol	1.0	U	1.0	1.0
75-15-0	Carbon disulfide	0.10	U	0.10	0.10
107-05-1	3-Chloropropene	0.10	U	0.10	0.10
75-09-2	Methylene Chloride	0.10	U	0.10	0.10
75-65-0	tert-Butyl alcohol	1.0	U	1.0	1.0
1634-04-4	Methyl tert-butyl ether	0.040	U	0.040	0.040
156-60-5	trans-1,2-Dichloroethene	0.040	U	0.040	0.040
110-54-3	n-Hexane	0.040	U	0.040	0.040
75-34-3	1,1-Dichloroethane	0.040	U	0.040	0.040
108-05-4	Vinyl acetate	1.0	U	1.0	1.0
141-78-6	Ethyl acetate	1.0	U	1.0	1.0
78-93-3	Methyl Ethyl Ketone	0.10	U	0.10	0.10
156-59-2	cis-1,2-Dichloroethene	0.040	U	0.040	0.040
540-59-0	1,2-Dichloroethene, Total	0.080	U	0.080	0.080
67-66-3	Chloroform	0.040	U	0.040	0.040
109-99-9	Tetrahydrofuran	1.0	U	1.0	1.0
71-55-6	1,1,1-Trichloroethane	0.040	U	0.040	0.040
110-82-7	Cyclohexane	0.040	U	0.040	0.040
56-23-5	Carbon tetrachloride	0.040	U	0.040	0.040
540-84-1	2,2,4-Trimethylpentane	0.040	U	0.040	0.040

FORM I
AIR - GC/MS VOA ORGANICS ANALYSIS DATA SHEET

Lab Name: Eurofins TestAmerica, Burlington Job No.: 200-52285-1

SDG No.:

Client Sample ID: 9244 Lab Sample ID: 200-52285-3

Matrix: Air Lab File ID: 39691-20.d

Analysis Method: TO-15 Date Collected: 01/20/2020 00:00

Sample wt/vol: 1000(mL) Date Analyzed: 01/24/2020 05:33

Soil Aliquot Vol: Dilution Factor: 0.2

Soil Extract Vol.: GC Column: RTX-624 ID: 0.32(mm)

% Moisture: Level: (low/med) Low

Analysis Batch No.: 151705 Units: ppb v/v

CAS NO.	COMPOUND NAME	RESULT	Q	RL	RL
71-43-2	Benzene	0.040	U	0.040	0.040
107-06-2	1,2-Dichloroethane	0.040	U	0.040	0.040
142-82-5	n-Heptane	0.040	U	0.040	0.040
79-01-6	Trichloroethene	0.040	U	0.040	0.040
80-62-6	Methyl methacrylate	0.10	U	0.10	0.10
78-87-5	1,2-Dichloropropane	0.040	U	0.040	0.040
123-91-1	1,4-Dioxane	1.0	U	1.0	1.0
75-27-4	Bromodichloromethane	0.040	U	0.040	0.040
10061-01-5	cis-1,3-Dichloropropene	0.040	U	0.040	0.040
108-10-1	methyl isobutyl ketone	0.10	U	0.10	0.10
108-88-3	Toluene	0.040	U	0.040	0.040
10061-02-6	trans-1,3-Dichloropropene	0.040	U	0.040	0.040
79-00-5	1,1,2-Trichloroethane	0.040	U	0.040	0.040
127-18-4	Tetrachloroethene	0.040	U	0.040	0.040
591-78-6	Methyl Butyl Ketone (2-Hexanone)	0.10	U	0.10	0.10
124-48-1	Dibromochloromethane	0.040	U	0.040	0.040
106-93-4	1,2-Dibromoethane	0.040	U	0.040	0.040
108-90-7	Chlorobenzene	0.040	U	0.040	0.040
100-41-4	Ethylbenzene	0.040	U	0.040	0.040
179601-23-1	m,p-Xylene	0.10	U	0.10	0.10
95-47-6	Xylene, o-	0.040	U	0.040	0.040
1330-20-7	Xylene (total)	0.14	U	0.14	0.14
100-42-5	Styrene	0.040	U	0.040	0.040
75-25-2	Bromoform	0.040	U ^	0.040	0.040
98-82-8	Cumene	0.040	U	0.040	0.040
79-34-5	1,1,2,2-Tetrachloroethane	0.040	U	0.040	0.040
103-65-1	n-Propylbenzene	0.040	U	0.040	0.040
622-96-8	4-Ethyltoluene	0.040	U	0.040	0.040
108-67-8	1,3,5-Trimethylbenzene	0.040	U	0.040	0.040
95-49-8	2-Chlorotoluene	0.040	U	0.040	0.040
98-06-6	tert-Butylbenzene	0.040	U	0.040	0.040
95-63-6	1,2,4-Trimethylbenzene	0.040	U	0.040	0.040
135-98-8	sec-Butylbenzene	0.040	U	0.040	0.040
99-87-6	4-Isopropyltoluene	0.040	U	0.040	0.040
541-73-1	1,3-Dichlorobenzene	0.040	U	0.040	0.040
106-46-7	1,4-Dichlorobenzene	0.040	U	0.040	0.040

FORM I
AIR - GC/MS VOA ORGANICS ANALYSIS DATA SHEET

Lab Name: Eurofins TestAmerica, Burlington Job No.: 200-52285-1

SDG No.:

Client Sample ID: 9244 Lab Sample ID: 200-52285-3

Matrix: Air Lab File ID: 39691-20.d

Analysis Method: TO-15 Date Collected: 01/20/2020 00:00

Sample wt/vol: 1000(mL) Date Analyzed: 01/24/2020 05:33

Soil Aliquot Vol: Dilution Factor: 0.2

Soil Extract Vol.: GC Column: RTX-624 ID: 0.32(mm)

% Moisture: Level: (low/med) Low

Analysis Batch No.: 151705 Units: ppb v/v

CAS NO.	COMPOUND NAME	RESULT	Q	RL	RL
100-44-7	Benzyl chloride	0.040	U	0.040	0.040
104-51-8	n-Butylbenzene	0.040	U	0.040	0.040
95-50-1	1,2-Dichlorobenzene	0.040	U	0.040	0.040
120-82-1	1,2,4-Trichlorobenzene	0.10	U	0.10	0.10
87-68-3	Hexachlorobutadiene	0.040	U	0.040	0.040
91-20-3	Naphthalene	0.10	U	0.10	0.10

Eurofins TestAmerica, Burlington
Target Compound Quantitation Report

Data File: \\chromna\Burlington\ChromData\CHW.i\20200123-39691.b\39691-20.d
Lims ID: 200-52285-A-3
Client ID: 9244
Sample Type: Client
Inject. Date: 24-Jan-2020 05:33:30 ALS Bottle#: 19 Worklist Smp#: 20
Purge Vol: 200.000 mL Dil. Factor: 0.2000
Sample Info: 200-0039691-020
Misc. Info.: 52285-3
Operator ID: ggg Instrument ID: CHW.i

Method: \\chromna\Burlington\ChromData\CHW.i\20200123-39691.b\TO15_MasterMethod_(v1).m
Limit Group: AI_TO15_ICAL
Last Update: 24-Jan-2020 08:04:02 Calib Date: 10-Jan-2020 11:40:30
Integrator: RTE ID Type: Deconvolution ID
Quant Method: Internal Standard Quant By: Initial Calibration
Last ICal File: \\chromna\Burlington\ChromData\CHW.i\20200109-39514.b\39514-020.d

Column 1 : RTX-624 (0.32 mm) Det: MS SCAN
Process Host: CTX0336

First Level Reviewer: bourdeaut Date: 24-Jan-2020 08:05:49

Compound	Sig	RT (min.)	Adj RT (min.)	Dlt RT (min.)	Q	Response	OnCol Amt ppb v/v	Flags
1 Propene	41		3.810				ND	
2 Dichlorodifluoromethane	85		3.917				ND	
3 Chlorodifluoromethane	51		3.965				ND	
4 1,2-Dichloro-1,1,2,2-tetra	85		4.340				ND	
5 Chloromethane	50		4.420				ND	
6 Vinyl chloride	62		4.768				ND	
7 Butane	43		4.789				ND	
21 Butadiene	54		4.912				ND	
8 Bromomethane	94		5.672				ND	
9 Chloroethane	64		5.977				ND	
11 Vinyl bromide	106		6.426				ND	
12 Trichlorofluoromethane	101		6.608				ND	
14 Ethanol	45		7.106				ND	
17 1,1-Dichloroethene	96		7.737				ND	
19 1,1,2-Trichloro-1,2,2-trif	101		7.791				ND	
20 Acetone	43		7.860				ND	
22 Carbon disulfide	76		8.154				ND	
23 Isopropyl alcohol	45		8.197				ND	
25 3-Chloro-1-propene	41		8.481				ND	
26 Methylene Chloride	49		8.711				ND	
27 2-Methyl-2-propanol	59		8.978				ND	
29 trans-1,2-Dichloroethene	61		9.235				ND	
30 Methyl tert-butyl ether	73		9.256				ND	
32 Hexane	57		9.759				ND	
33 1,1-Dichloroethane	63		10.027				ND	
34 Vinyl acetate	43		10.059				ND	
S 38 1,2-Dichloroethene, Total	61		10.200				ND	
35 2-Butanone (MEK)	72		11.038				ND	
36 cis-1,2-Dichloroethene	96		11.048				ND	
37 Ethyl acetate	88		11.123				ND	
* 39 Chlorobromomethane	128	11.450	11.460	-0.010	88	249853	10.0	

Compound	Sig	RT (min.)	Adj RT (min.)	Dlt RT (min.)	Q	Response	OnCol Amt ppb v/v	Flags
40 Tetrahydrofuran	42		11.525				ND	
41 Chloroform	83		11.653				ND	
42 1,1,1-Trichloroethane	97		11.963				ND	
43 Cyclohexane	84		12.092				ND	
44 Carbon tetrachloride	117		12.241				ND	
45 Benzene	78		12.589				ND	
46 1,2-Dichloroethane	62		12.685				ND	
47 Isooctane	57		12.819				ND	
48 n-Heptane	43		13.130				ND	
* 49 1,4-Difluorobenzene	114	13.338	13.344	-0.006	94	1237054	10.0	
51 Trichloroethene	95		13.782				ND	
53 1,2-Dichloropropane	63		14.258				ND	
54 Methyl methacrylate	69		14.344				ND	
55 1,4-Dioxane	88		14.381				ND	
56 Dibromomethane	174		14.413				ND	
57 Dichlorobromomethane	83		14.729				ND	
60 cis-1,3-Dichloropropene	75		15.537				ND	
61 4-Methyl-2-pentanone (MIBK	43		15.799				ND	
62 Toluene	92		16.195				ND	
64 trans-1,3-Dichloropropene	75		16.601				ND	
65 1,1,2-Trichloroethane	83		16.981				ND	
66 Tetrachloroethene	166		17.174				ND	
67 2-Hexanone	43		17.388				ND	
68 Chlorodibromomethane	129		17.725				ND	
69 Ethylene Dibromide	107		17.976				ND	
* 70 Chlorobenzene-d5	117	18.875	18.875	0.000	85	981484	10.0	
71 Chlorobenzene	112		18.923				ND	
72 Ethylbenzene	91		19.132				ND	
74 m-Xylene & p-Xylene	106		19.383				ND	
S 76 Xylenes, Total	106		20.100				ND	
77 o-Xylene	106		20.164				ND	
78 Styrene	104		20.213				ND	
79 Bromoform	173		20.560				ND	
80 Isopropylbenzene	105		20.849				ND	
81 1,1,2,2-Tetrachloroethane	83		21.368				ND	
83 N-Propylbenzene	91		21.571				ND	
84 2-Chlorotoluene	91		21.716				ND	
85 4-Ethyltoluene	105		21.764				ND	
86 1,3,5-Trimethylbenzene	105		21.855				ND	
89 tert-Butylbenzene	119		22.336				ND	
90 1,2,4-Trimethylbenzene	105		22.422				ND	
91 sec-Butylbenzene	105		22.663				ND	
92 1,3-Dichlorobenzene	146		22.834				ND	
93 4-Isopropyltoluene	119		22.877				ND	
94 1,4-Dichlorobenzene	146		22.973				ND	
95 Benzyl chloride	91		23.117				ND	
96 n-Butylbenzene	91		23.433				ND	
97 1,2-Dichlorobenzene	146		23.460				ND	
100 1,2,4-Trichlorobenzene	180		25.942				ND	
101 Hexachlorobutadiene	225		26.177				ND	
102 Naphthalene	128		26.429				ND	

Reagents:

ATTO15WISs_00004 Amount Added: 20.00 Units: mL Run Reagent

Report Date: 24-Jan-2020 08:05:50 Chrom Revision: 2.3 14-Jan-2020 22:23:42

Eurofins TestAmerica, Burlington

Data File:	\\chromna\Burlington\ChromData\CHW.i\20200123-39691.b\39691-20.d				
Injection Date:	24-Jan-2020 05:33:30	Instrument ID:	CHW.i	Operator ID:	ggg
Lims ID:	200-52285-A-3	Lab Sample ID:	200-52285-3	Worklist Smp#:	20
Client ID:	9244				
Purge Vol:	200.000 mL	Dil. Factor:	0.2000	ALS Bottle#:	19
Method:	TO15_MasterMethod_(v1)	Limit Group:	AI_TO15_ICAL		

Column: RTX-624 (0.32 mm) Y Scaling: Method Defined: Scale to the Nth Largest Target: 1

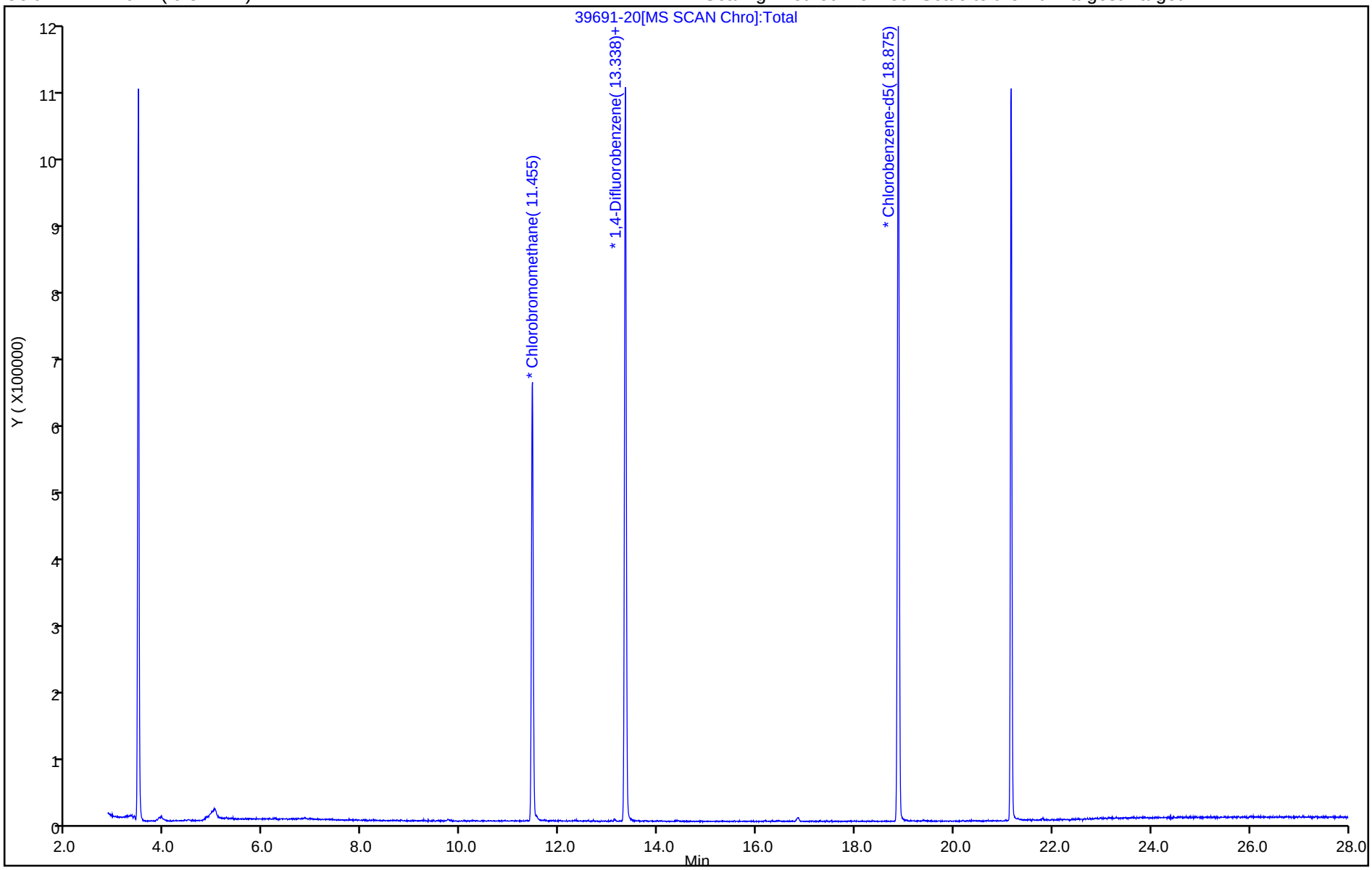

FORM I
AIR - GC/MS VOA ORGANICS ANALYSIS DATA SHEET

Lab Name: Eurofins TestAmerica, Burlington Job No.: 200-52297-1

SDG No.:

Client Sample ID: 5902 Lab Sample ID: 200-52297-1

Matrix: Air Lab File ID: 200-39693-011.D

Analysis Method: TO-15 Date Collected: 01/21/2020 00:00

Sample wt/vol: 1000(mL) Date Analyzed: 01/23/2020 23:05

Soil Aliquot Vol: Dilution Factor: 0.2

Soil Extract Vol.: GC Column: RTX-624 ID: 0.32(mm)

% Moisture: Level: (low/med) Low

Analysis Batch No.: 151708 Units: ppb v/v

CAS NO.	COMPOUND NAME	RESULT	Q	RL	RL
115-07-1	Propylene	1.0	U	1.0	1.0
75-71-8	Dichlorodifluoromethane	0.10	U	0.10	0.10
75-45-6	Freon 22	0.10	U	0.10	0.10
76-14-2	1,2-Dichlorotetrafluoroethane	0.040	U	0.040	0.040
74-87-3	Chloromethane	0.10	U	0.10	0.10
106-97-8	n-Butane	0.10	U	0.10	0.10
75-01-4	Vinyl chloride	0.040	U	0.040	0.040
106-99-0	1,3-Butadiene	0.040	U	0.040	0.040
74-83-9	Bromomethane	0.040	U	0.040	0.040
75-00-3	Chloroethane	0.10	U	0.10	0.10
593-60-2	Bromoethene(Vinyl Bromide)	0.040	U	0.040	0.040
75-69-4	Trichlorofluoromethane	0.040	U	0.040	0.040
64-17-5	Ethanol	1.0	U	1.0	1.0
76-13-1	Freon TF	0.040	U	0.040	0.040
75-35-4	1,1-Dichloroethene	0.040	U	0.040	0.040
67-64-1	Acetone	1.0	U	1.0	1.0
67-63-0	Isopropyl alcohol	1.0	U	1.0	1.0
75-15-0	Carbon disulfide	0.10	U	0.10	0.10
107-05-1	3-Chloropropene	0.10	U	0.10	0.10
75-09-2	Methylene Chloride	0.10	U	0.10	0.10
75-65-0	tert-Butyl alcohol	1.0	U	1.0	1.0
1634-04-4	Methyl tert-butyl ether	0.040	U	0.040	0.040
156-60-5	trans-1,2-Dichloroethene	0.040	U	0.040	0.040
110-54-3	n-Hexane	0.040	U	0.040	0.040
75-34-3	1,1-Dichloroethane	0.040	U	0.040	0.040
108-05-4	Vinyl acetate	1.0	U	1.0	1.0
141-78-6	Ethyl acetate	1.0	U	1.0	1.0
78-93-3	Methyl Ethyl Ketone	0.10	U	0.10	0.10
156-59-2	cis-1,2-Dichloroethene	0.040	U	0.040	0.040
540-59-0	1,2-Dichloroethene, Total	0.080	U	0.080	0.080
67-66-3	Chloroform	0.040	U	0.040	0.040
109-99-9	Tetrahydrofuran	1.0	U	1.0	1.0
71-55-6	1,1,1-Trichloroethane	0.040	U	0.040	0.040
110-82-7	Cyclohexane	0.040	U	0.040	0.040
56-23-5	Carbon tetrachloride	0.040	U	0.040	0.040
540-84-1	2,2,4-Trimethylpentane	0.040	U	0.040	0.040

FORM I
AIR - GC/MS VOA ORGANICS ANALYSIS DATA SHEET

Lab Name: Eurofins TestAmerica, Burlington Job No.: 200-52297-1

SDG No.:

Client Sample ID: 5902 Lab Sample ID: 200-52297-1

Matrix: Air Lab File ID: 200-39693-011.D

Analysis Method: TO-15 Date Collected: 01/21/2020 00:00

Sample wt/vol: 1000(mL) Date Analyzed: 01/23/2020 23:05

Soil Aliquot Vol: Dilution Factor: 0.2

Soil Extract Vol.: GC Column: RTX-624 ID: 0.32(mm)

% Moisture: Level: (low/med) Low

Analysis Batch No.: 151708 Units: ppb v/v

CAS NO.	COMPOUND NAME	RESULT	Q	RL	RL
71-43-2	Benzene	0.040	U	0.040	0.040
107-06-2	1,2-Dichloroethane	0.040	U	0.040	0.040
142-82-5	n-Heptane	0.040	U	0.040	0.040
79-01-6	Trichloroethene	0.040	U	0.040	0.040
80-62-6	Methyl methacrylate	0.10	U	0.10	0.10
78-87-5	1,2-Dichloropropane	0.040	U	0.040	0.040
123-91-1	1,4-Dioxane	1.0	U	1.0	1.0
75-27-4	Bromodichloromethane	0.040	U	0.040	0.040
10061-01-5	cis-1,3-Dichloropropene	0.040	U	0.040	0.040
108-10-1	methyl isobutyl ketone	0.10	U	0.10	0.10
108-88-3	Toluene	0.040	U	0.040	0.040
10061-02-6	trans-1,3-Dichloropropene	0.040	U	0.040	0.040
79-00-5	1,1,2-Trichloroethane	0.040	U	0.040	0.040
127-18-4	Tetrachloroethene	0.040	U	0.040	0.040
591-78-6	Methyl Butyl Ketone (2-Hexanone)	0.10	U	0.10	0.10
124-48-1	Dibromochloromethane	0.040	U	0.040	0.040
106-93-4	1,2-Dibromoethane	0.040	U	0.040	0.040
108-90-7	Chlorobenzene	0.040	U	0.040	0.040
100-41-4	Ethylbenzene	0.040	U	0.040	0.040
179601-23-1	m,p-Xylene	0.10	U	0.10	0.10
95-47-6	Xylene, o-	0.040	U	0.040	0.040
1330-20-7	Xylene (total)	0.14	U	0.14	0.14
100-42-5	Styrene	0.040	U	0.040	0.040
75-25-2	Bromoform	0.040	U	0.040	0.040
98-82-8	Cumene	0.040	U	0.040	0.040
79-34-5	1,1,2,2-Tetrachloroethane	0.040	U	0.040	0.040
103-65-1	n-Propylbenzene	0.040	U	0.040	0.040
622-96-8	4-Ethyltoluene	0.040	U	0.040	0.040
108-67-8	1,3,5-Trimethylbenzene	0.040	U	0.040	0.040
95-49-8	2-Chlorotoluene	0.040	U	0.040	0.040
98-06-6	tert-Butylbenzene	0.040	U	0.040	0.040
95-63-6	1,2,4-Trimethylbenzene	0.040	U	0.040	0.040
135-98-8	sec-Butylbenzene	0.040	U	0.040	0.040
99-87-6	4-Isopropyltoluene	0.040	U	0.040	0.040
541-73-1	1,3-Dichlorobenzene	0.040	U	0.040	0.040
106-46-7	1,4-Dichlorobenzene	0.040	U	0.040	0.040

FORM I
AIR - GC/MS VOA ORGANICS ANALYSIS DATA SHEET

Lab Name: Eurofins TestAmerica, Burlington Job No.: 200-52297-1

SDG No.:

Client Sample ID: 5902 Lab Sample ID: 200-52297-1

Matrix: Air Lab File ID: 200-39693-011.D

Analysis Method: TO-15 Date Collected: 01/21/2020 00:00

Sample wt/vol: 1000(mL) Date Analyzed: 01/23/2020 23:05

Soil Aliquot Vol: Dilution Factor: 0.2

Soil Extract Vol.: GC Column: RTX-624 ID: 0.32(mm)

% Moisture: Level: (low/med) Low

Analysis Batch No.: 151708 Units: ppb v/v

CAS NO.	COMPOUND NAME	RESULT	Q	RL	RL
100-44-7	Benzyl chloride	0.040	U	0.040	0.040
104-51-8	n-Butylbenzene	0.040	U	0.040	0.040
95-50-1	1,2-Dichlorobenzene	0.040	U	0.040	0.040
120-82-1	1,2,4-Trichlorobenzene	0.10	U	0.10	0.10
87-68-3	Hexachlorobutadiene	0.040	U	0.040	0.040
91-20-3	Naphthalene	0.10	U	0.10	0.10

Eurofins TestAmerica, Burlington
Target Compound Quantitation Report

Data File: \\chromna\Burlington\ChromData\CHG.i\20200123-39693.b\200-39693-011.D
Lims ID: 200-52297-A-1
Client ID: 5902
Sample Type: Client
Inject. Date: 23-Jan-2020 23:05:30 ALS Bottle#: 11 Worklist Smp#: 11
Purge Vol: 200.000 mL Dil. Factor: 0.2000
Sample Info: 200-0039693-011
Misc. Info.: 52297-1
Operator ID: ggg Instrument ID: CHG.i

Method: \\chromna\Burlington\ChromData\CHG.i\20200123-39693.b\TO15_MasterMethod_(v1)_G.m
Limit Group: AI_TO15_ICAL
Last Update: 24-Jan-2020 09:44:25 Calib Date: 23-Jan-2020 10:20:30
Integrator: RTE ID Type: Deconvolution ID
Quant Method: Internal Standard Quant By: Initial Calibration
Last ICal File: \\chromna\Burlington\ChromData\CHG.i\20200122-39682.b\200-39682-021.D

Column 1 : RTX-624 (0.32 mm) Det: MS SCAN
Process Host: CTX0336

First Level Reviewer: bourdeaut Date: 24-Jan-2020 09:44:25

Compound	Sig	RT (min.)	Adj RT (min.)	Dlt RT (min.)	Q	Response	OnCol Amt ppb v/v	Flags
1 Propene	41		3.070				ND	U
2 Dichlorodifluoromethane	85		3.123				ND	
3 Chlorodifluoromethane	51		3.155				ND	
4 1,2-Dichloro-1,1,2,2-tetra	85	3.070	3.353	-0.283	1	173	0.003492	
5 Chloromethane	50		3.434				ND	
6 Butane	43		3.637				ND	
7 Vinyl chloride	62		3.637				ND	
8 Butadiene	54		3.712				ND	
10 Bromomethane	94		4.220				ND	
11 Chloroethane	64		4.418				ND	
13 Vinyl bromide	106		4.750				ND	
14 Trichlorofluoromethane	101		4.873				ND	
17 Ethanol	45		5.167				ND	
21 1,1-Dichloroethene	96		5.782				ND	
20 1,1,2-Trichloro-1,2,2-trif	101		5.814				ND	
22 Acetone	43		5.862				ND	
24 Isopropyl alcohol	45		6.098				ND	
23 Carbon disulfide	76		6.162				ND	
25 3-Chloro-1-propene	41		6.435				ND	
27 Methylene Chloride	49		6.654				ND	
28 2-Methyl-2-propanol	59		6.831				ND	
29 Methyl tert-butyl ether	73		7.125				ND	
31 trans-1,2-Dichloroethene	61		7.136				ND	
33 Hexane	57		7.622				ND	
34 1,1-Dichloroethane	63		7.901				ND	
35 Vinyl acetate	43		7.906				ND	
38 2-Butanone (MEK)	72		8.885				ND	
37 cis-1,2-Dichloroethene	96		8.901				ND	
39 Ethyl acetate	88		8.949				ND	
* 40 Chlorobromomethane	128	9.318	9.318	0.000	93	175518	10.0	
41 Tetrahydrofuran	42		9.350				ND	

Compound	Sig	RT (min.)	Adj RT (min.)	Dlt RT (min.)	Q	Response	OnCol Amt ppb v/v	Flags
42 Chloroform	83		9.511				ND	
S 30 1,2-Dichloroethene, Total	61		9.665				ND	
44 1,1,1-Trichloroethane	97		9.821				ND	
43 Cyclohexane	84		9.960				ND	
45 Carbon tetrachloride	117		10.105				ND	
47 Benzene	78		10.490				ND	
48 1,2-Dichloroethane	62		10.586				ND	
46 Isooctane	57		10.720				ND	
49 n-Heptane	43		11.068				ND	
* 50 1,4-Difluorobenzene	114	11.314	11.314	0.000	98	957471	10.0	
53 Trichloroethene	95		11.785				ND	
54 1,2-Dichloropropane	63		12.319				ND	
55 Methyl methacrylate	69		12.426				ND	
56 1,4-Dioxane	88		12.448				ND	
57 Dibromomethane	174		12.491				ND	
58 Dichlorobromomethane	83		12.844				ND	
60 cis-1,3-Dichloropropene	75		13.726				ND	
61 4-Methyl-2-pentanone (MIBK	43		14.026				ND	
65 Toluene	92		14.422				ND	
66 trans-1,3-Dichloropropene	75		14.887				ND	
67 1,1,2-Trichloroethane	83		15.289				ND	
68 Tetrachloroethene	166		15.470				ND	
69 2-Hexanone	43		15.738				ND	
71 Chlorodibromomethane	129		16.070				ND	
72 Ethylene Dibromide	107		16.316				ND	
* 74 Chlorobenzene-d5	117	17.289	17.289	0.000	95	795387	10.0	
75 Chlorobenzene	112		17.348				ND	
76 Ethylbenzene	91		17.557				ND	
78 m-Xylene & p-Xylene	106		17.830				ND	
79 o-Xylene	106		18.648				ND	
80 Styrene	104		18.691				ND	
81 Bromoform	173		19.065				ND	
82 Isopropylbenzene	105		19.402				ND	
S 73 Xylenes, Total	106		19.600				ND	
84 1,1,2,2-Tetrachloroethane	83		19.980				ND	
85 N-Propylbenzene	91		20.167				ND	
89 2-Chlorotoluene	91		20.317				ND	
88 4-Ethyltoluene	105		20.376				ND	
90 1,3,5-Trimethylbenzene	105		20.472				ND	
92 tert-Butylbenzene	119		20.975				ND	
93 1,2,4-Trimethylbenzene	105		21.066				ND	
94 sec-Butylbenzene	105		21.312				ND	
96 1,3-Dichlorobenzene	146		21.489				ND	
95 4-Isopropyltoluene	119		21.537				ND	
97 1,4-Dichlorobenzene	146		21.633				ND	
98 Benzyl chloride	91		21.794				ND	
100 n-Butylbenzene	91		22.104				ND	
101 1,2-Dichlorobenzene	146		22.136				ND	
103 1,2,4-Trichlorobenzene	180		24.592				ND	
104 Hexachlorobutadiene	225		24.838				ND	
105 Naphthalene	128		25.084				ND	

QC Flag Legend

Review Flags

U - Marked Undetected

Reagents:

ATTO15GIS_00015	Amount Added: 20.00	Units: mL	Run Reagent

Report Date: 24-Jan-2020 09:44:26 Chrom Revision: 2.3 14-Jan-2020 22:23:42

Eurofins TestAmerica, Burlington

Data File:	\\chromna\Burlington\ChromData\CHG.i\20200123-39693.b\200-39693-011.D				
Injection Date:	23-Jan-2020 23:05:30	Instrument ID:	CHG.i	Operator ID:	ggg
Lims ID:	200-52297-A-1	Lab Sample ID:	200-52297-1	Worklist Smp#:	11
Client ID:	5902				
Purge Vol:	200.000 mL	Dil. Factor:	0.2000	ALS Bottle#:	11
Method:	TO15_MasterMethod_(v1)_G	Limit Group:	AI_TO15_ICAL		

Column: RTX-624 (0.32 mm) Y Scaling: Method Defined: Scale to the Nth Largest Target: 1

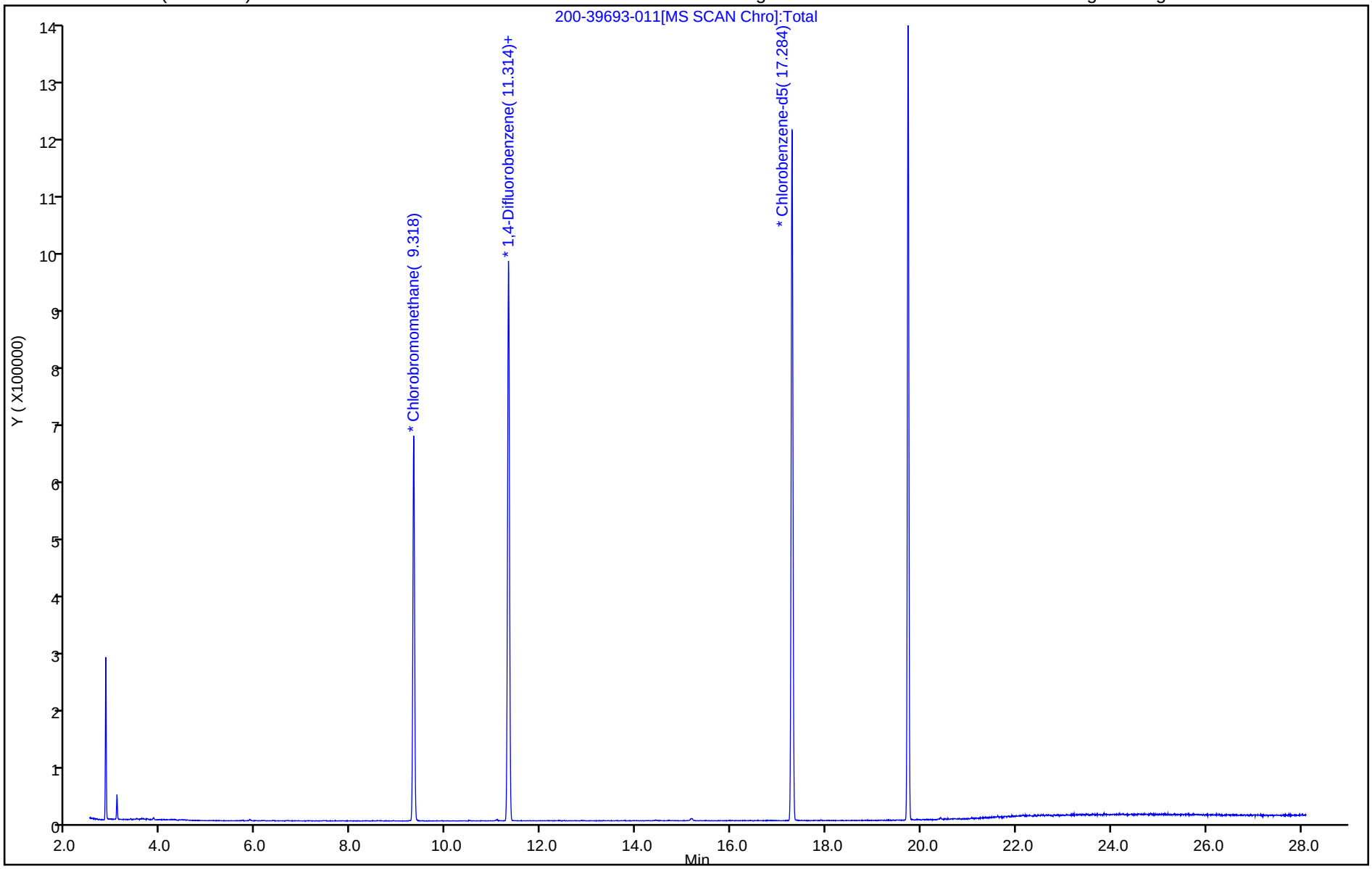

User Disabled Compound Report

Eurofins TestAmerica, Burlington

Data File:	\\chromna\Burlington\ChromData\CHG.i\20200123-39693.b\200-39693-011.D				
Injection Date:	23-Jan-2020 23:05:30	Instrument ID:	CHG.i		
Lims ID:	200-52297-A-1	Lab Sample ID:	200-52297-1		
Client ID:	5902				
Operator ID:	ggg	ALS Bottle#:	11	Worklist Smp#:	11
Purge Vol:	200.000 mL	Dil. Factor:	0.2000		
Method:	TO15_MasterMethod_(v1)_G	Limit Group:	AI_TO15_ICAL		
Column:	RTX-624 (0.32 mm)	Detector	MS SCAN		

1 Propene, CAS: 115-07-1

Processing Results

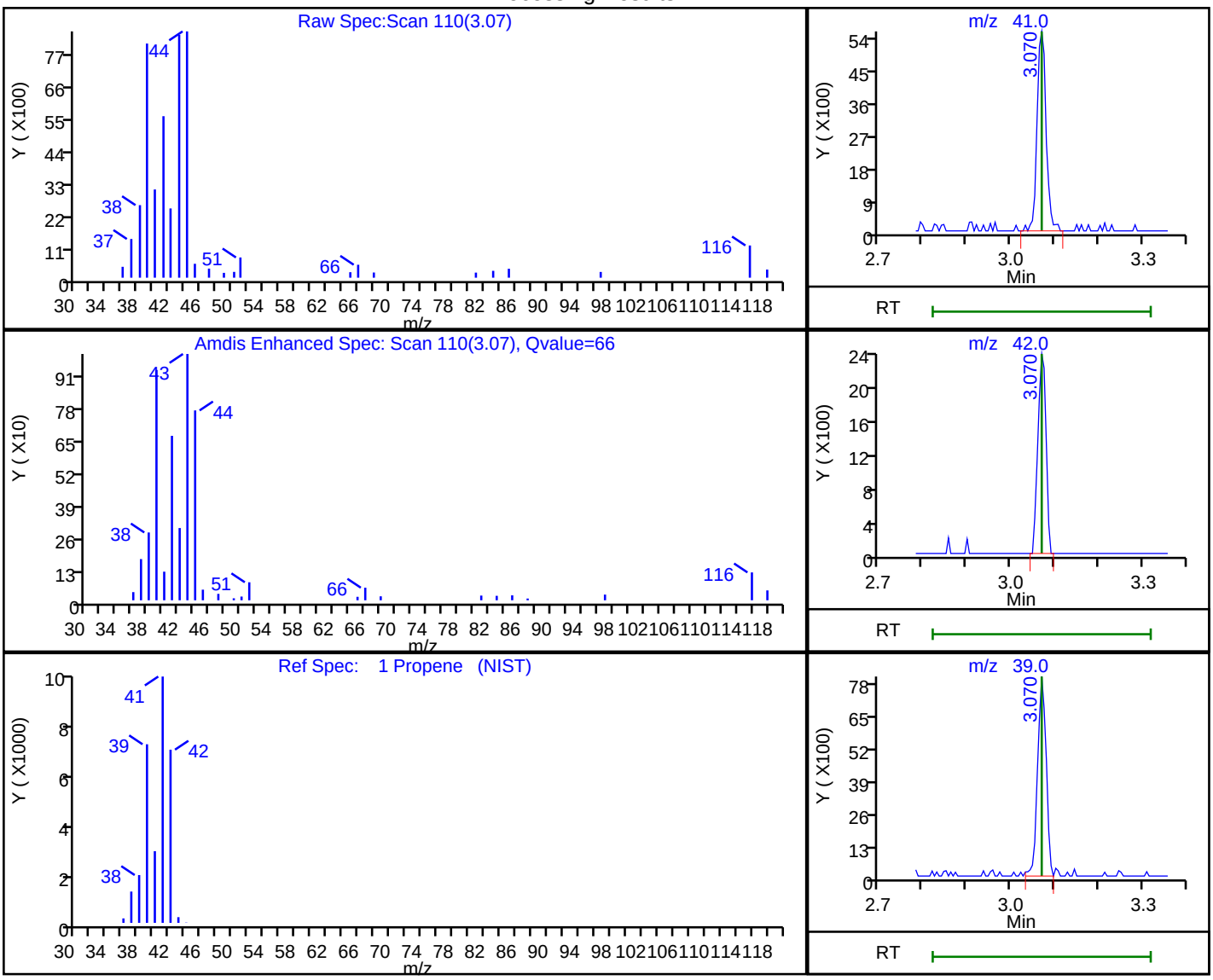

RT	Mass	Response	Amount
3.07	41.00	8011	0.515427
3.07	42.00	3081	
3.07	39.00	11005	

Reviewer: bourdeaut, 24-Jan-2020 09:44:02

Audit Action: Marked Compound Undetected Audit Reason: Invalid Compound ID

FORM I
AIR - GC/MS VOA ORGANICS ANALYSIS DATA SHEET

Lab Name: Eurofins TestAmerica, Burlington Job No.: 200-52298-1

SDG No.:

Client Sample ID: 5024 Lab Sample ID: 200-52298-4

Matrix: Air Lab File ID: 200-39693-013.D

Analysis Method: TO-15 Date Collected: 01/21/2020 00:00

Sample wt/vol: 1000(mL) Date Analyzed: 01/24/2020 00:52

Soil Aliquot Vol: Dilution Factor: 0.2

Soil Extract Vol.: GC Column: RTX-624 ID: 0.32(mm)

% Moisture: Level: (low/med) Low

Analysis Batch No.: 151708 Units: ppb v/v

CAS NO.	COMPOUND NAME	RESULT	Q	RL	RL
115-07-1	Propylene	1.0	U	1.0	1.0
75-71-8	Dichlorodifluoromethane	0.10	U	0.10	0.10
75-45-6	Freon 22	0.10	U	0.10	0.10
76-14-2	1,2-Dichlorotetrafluoroethane	0.040	U	0.040	0.040
74-87-3	Chloromethane	0.10	U	0.10	0.10
106-97-8	n-Butane	0.10	U	0.10	0.10
75-01-4	Vinyl chloride	0.040	U	0.040	0.040
106-99-0	1,3-Butadiene	0.040	U	0.040	0.040
74-83-9	Bromomethane	0.040	U	0.040	0.040
75-00-3	Chloroethane	0.10	U	0.10	0.10
593-60-2	Bromoethene(Vinyl Bromide)	0.040	U	0.040	0.040
75-69-4	Trichlorofluoromethane	0.040	U	0.040	0.040
64-17-5	Ethanol	1.0	U	1.0	1.0
76-13-1	Freon TF	0.040	U	0.040	0.040
75-35-4	1,1-Dichloroethene	0.040	U	0.040	0.040
67-64-1	Acetone	1.0	U	1.0	1.0
67-63-0	Isopropyl alcohol	1.0	U	1.0	1.0
75-15-0	Carbon disulfide	0.10	U	0.10	0.10
107-05-1	3-Chloropropene	0.10	U	0.10	0.10
75-09-2	Methylene Chloride	0.10	U	0.10	0.10
75-65-0	tert-Butyl alcohol	1.0	U	1.0	1.0
1634-04-4	Methyl tert-butyl ether	0.040	U	0.040	0.040
156-60-5	trans-1,2-Dichloroethene	0.040	U	0.040	0.040
110-54-3	n-Hexane	0.040	U	0.040	0.040
75-34-3	1,1-Dichloroethane	0.040	U	0.040	0.040
108-05-4	Vinyl acetate	1.0	U	1.0	1.0
141-78-6	Ethyl acetate	1.0	U	1.0	1.0
78-93-3	Methyl Ethyl Ketone	0.10	U	0.10	0.10
156-59-2	cis-1,2-Dichloroethene	0.040	U	0.040	0.040
540-59-0	1,2-Dichloroethene, Total	0.080	U	0.080	0.080
67-66-3	Chloroform	0.040	U	0.040	0.040
109-99-9	Tetrahydrofuran	1.0	U	1.0	1.0
71-55-6	1,1,1-Trichloroethane	0.040	U	0.040	0.040
110-82-7	Cyclohexane	0.040	U	0.040	0.040
56-23-5	Carbon tetrachloride	0.040	U	0.040	0.040
540-84-1	2,2,4-Trimethylpentane	0.040	U	0.040	0.040

FORM I
AIR - GC/MS VOA ORGANICS ANALYSIS DATA SHEET

Lab Name: Eurofins TestAmerica, Burlington Job No.: 200-52298-1

SDG No.:

Client Sample ID: 5024 Lab Sample ID: 200-52298-4

Matrix: Air Lab File ID: 200-39693-013.D

Analysis Method: TO-15 Date Collected: 01/21/2020 00:00

Sample wt/vol: 1000(mL) Date Analyzed: 01/24/2020 00:52

Soil Aliquot Vol: Dilution Factor: 0.2

Soil Extract Vol.: GC Column: RTX-624 ID: 0.32(mm)

% Moisture: Level: (low/med) Low

Analysis Batch No.: 151708 Units: ppb v/v

CAS NO.	COMPOUND NAME	RESULT	Q	RL	RL
71-43-2	Benzene	0.040	U	0.040	0.040
107-06-2	1,2-Dichloroethane	0.040	U	0.040	0.040
142-82-5	n-Heptane	0.040	U	0.040	0.040
79-01-6	Trichloroethene	0.040	U	0.040	0.040
80-62-6	Methyl methacrylate	0.10	U	0.10	0.10
78-87-5	1,2-Dichloropropane	0.040	U	0.040	0.040
123-91-1	1,4-Dioxane	1.0	U	1.0	1.0
75-27-4	Bromodichloromethane	0.040	U	0.040	0.040
10061-01-5	cis-1,3-Dichloropropene	0.040	U	0.040	0.040
108-10-1	methyl isobutyl ketone	0.10	U	0.10	0.10
108-88-3	Toluene	0.040	U	0.040	0.040
10061-02-6	trans-1,3-Dichloropropene	0.040	U	0.040	0.040
79-00-5	1,1,2-Trichloroethane	0.040	U	0.040	0.040
127-18-4	Tetrachloroethene	0.040	U	0.040	0.040
591-78-6	Methyl Butyl Ketone (2-Hexanone)	0.10	U	0.10	0.10
124-48-1	Dibromochloromethane	0.040	U	0.040	0.040
106-93-4	1,2-Dibromoethane	0.040	U	0.040	0.040
108-90-7	Chlorobenzene	0.040	U	0.040	0.040
100-41-4	Ethylbenzene	0.040	U	0.040	0.040
179601-23-1	m,p-Xylene	0.10	U	0.10	0.10
95-47-6	Xylene, o-	0.040	U	0.040	0.040
1330-20-7	Xylene (total)	0.14	U	0.14	0.14
100-42-5	Styrene	0.040	U	0.040	0.040
75-25-2	Bromoform	0.040	U	0.040	0.040
98-82-8	Cumene	0.040	U	0.040	0.040
79-34-5	1,1,2,2-Tetrachloroethane	0.040	U	0.040	0.040
103-65-1	n-Propylbenzene	0.040	U	0.040	0.040
622-96-8	4-Ethyltoluene	0.040	U	0.040	0.040
108-67-8	1,3,5-Trimethylbenzene	0.040	U	0.040	0.040
95-49-8	2-Chlorotoluene	0.040	U	0.040	0.040
98-06-6	tert-Butylbenzene	0.040	U	0.040	0.040
95-63-6	1,2,4-Trimethylbenzene	0.040	U	0.040	0.040
135-98-8	sec-Butylbenzene	0.040	U	0.040	0.040
99-87-6	4-Isopropyltoluene	0.040	U	0.040	0.040
541-73-1	1,3-Dichlorobenzene	0.040	U	0.040	0.040
106-46-7	1,4-Dichlorobenzene	0.040	U	0.040	0.040

FORM I
AIR - GC/MS VOA ORGANICS ANALYSIS DATA SHEET

Lab Name: Eurofins TestAmerica, Burlington Job No.: 200-52298-1

SDG No.:

Client Sample ID: 5024 Lab Sample ID: 200-52298-4

Matrix: Air Lab File ID: 200-39693-013.D

Analysis Method: TO-15 Date Collected: 01/21/2020 00:00

Sample wt/vol: 1000(mL) Date Analyzed: 01/24/2020 00:52

Soil Aliquot Vol: Dilution Factor: 0.2

Soil Extract Vol.: GC Column: RTX-624 ID: 0.32(mm)

% Moisture: Level: (low/med) Low

Analysis Batch No.: 151708 Units: ppb v/v

CAS NO.	COMPOUND NAME	RESULT	Q	RL	RL
100-44-7	Benzyl chloride	0.040	U	0.040	0.040
104-51-8	n-Butylbenzene	0.040	U	0.040	0.040
95-50-1	1,2-Dichlorobenzene	0.040	U	0.040	0.040
120-82-1	1,2,4-Trichlorobenzene	0.10	U	0.10	0.10
87-68-3	Hexachlorobutadiene	0.040	U	0.040	0.040
91-20-3	Naphthalene	0.10	U	0.10	0.10

Eurofins TestAmerica, Burlington
Target Compound Quantitation Report

Data File: \\chromna\Burlington\ChromData\CHG.i\20200123-39693.b\200-39693-013.D
Lims ID: 200-52298-A-4
Client ID: 5024
Sample Type: Client
Inject. Date: 24-Jan-2020 00:52:30 ALS Bottle#: 13 Worklist Smp#: 13
Purge Vol: 200.000 mL Dil. Factor: 0.2000
Sample Info: 200-0039693-013
Misc. Info.: 52298-4
Operator ID: ggg Instrument ID: CHG.i

Method: \\chromna\Burlington\ChromData\CHG.i\20200123-39693.b\TO15_MasterMethod_(v1)_G.m
Limit Group: AI_TO15_ICAL
Last Update: 24-Jan-2020 09:47:17 Calib Date: 23-Jan-2020 10:20:30
Integrator: RTE ID Type: Deconvolution ID
Quant Method: Internal Standard Quant By: Initial Calibration
Last ICal File: \\chromna\Burlington\ChromData\CHG.i\20200122-39682.b\200-39682-021.D

Column 1 : RTX-624 (0.32 mm) Det: MS SCAN
Process Host: CTX0336

First Level Reviewer: bourdeaut Date: 24-Jan-2020 09:47:17

Compound	Sig	RT (min.)	Adj RT (min.)	Dlt RT (min.)	Q	Response	OnCol Amt ppb v/v	Flags
1 Propene	41		3.070				ND	U
2 Dichlorodifluoromethane	85		3.123				ND	
3 Chlorodifluoromethane	51		3.155				ND	
4 1,2-Dichloro-1,1,2,2-tetra	85		3.353				ND	
5 Chloromethane	50		3.434				ND	
6 Butane	43		3.637				ND	
7 Vinyl chloride	62		3.637				ND	
8 Butadiene	54	3.707	3.712	-0.005	0	249	0.0181	
10 Bromomethane	94		4.220				ND	
11 Chloroethane	64		4.418				ND	
13 Vinyl bromide	106		4.750				ND	
14 Trichlorofluoromethane	101		4.873				ND	
17 Ethanol	45		5.167				ND	
21 1,1-Dichloroethene	96		5.782				ND	
20 1,1,2-Trichloro-1,2,2-trif	101		5.814				ND	
22 Acetone	43		5.862				ND	
24 Isopropyl alcohol	45		6.098				ND	
23 Carbon disulfide	76		6.162				ND	
25 3-Chloro-1-propene	41		6.435				ND	
27 Methylene Chloride	49		6.654				ND	
28 2-Methyl-2-propanol	59		6.831				ND	
29 Methyl tert-butyl ether	73		7.125				ND	
31 trans-1,2-Dichloroethene	61		7.136				ND	
33 Hexane	57		7.622				ND	
34 1,1-Dichloroethane	63		7.901				ND	
35 Vinyl acetate	43		7.906				ND	
38 2-Butanone (MEK)	72		8.885				ND	
37 cis-1,2-Dichloroethene	96		8.901				ND	
39 Ethyl acetate	88		8.949				ND	
* 40 Chlorobromomethane	128	9.319	9.318	0.000	93	175085	10.0	
41 Tetrahydrofuran	42		9.350				ND	

Compound	Sig	RT (min.)	Adj RT (min.)	Dlt RT (min.)	Q	Response	OnCol Amt ppb v/v	Flags
42 Chloroform	83		9.511				ND	
S 30 1,2-Dichloroethene, Total	61		9.665				ND	
44 1,1,1-Trichloroethane	97		9.821				ND	
43 Cyclohexane	84		9.960				ND	
45 Carbon tetrachloride	117		10.105				ND	
47 Benzene	78		10.490				ND	
48 1,2-Dichloroethane	62		10.586				ND	
46 Isooctane	57		10.720				ND	
49 n-Heptane	43		11.068				ND	
* 50 1,4-Difluorobenzene	114	11.314	11.314	0.000	98	1019920	10.0	
53 Trichloroethene	95		11.785				ND	
54 1,2-Dichloropropane	63		12.319				ND	
55 Methyl methacrylate	69		12.426				ND	
56 1,4-Dioxane	88		12.448				ND	
57 Dibromomethane	174		12.491				ND	
58 Dichlorobromomethane	83		12.844				ND	
60 cis-1,3-Dichloropropene	75		13.726				ND	
61 4-Methyl-2-pentanone (MIBK	43		14.026				ND	
65 Toluene	92		14.422				ND	
66 trans-1,3-Dichloropropene	75		14.887				ND	
67 1,1,2-Trichloroethane	83		15.289				ND	
68 Tetrachloroethene	166		15.470				ND	
69 2-Hexanone	43		15.738				ND	
71 Chlorodibromomethane	129		16.070				ND	
72 Ethylene Dibromide	107		16.316				ND	
* 74 Chlorobenzene-d5	117	17.284	17.289	-0.005	95	838902	10.0	
75 Chlorobenzene	112		17.348				ND	
76 Ethylbenzene	91		17.557				ND	
78 m-Xylene & p-Xylene	106		17.830				ND	
79 o-Xylene	106		18.648				ND	
80 Styrene	104		18.691				ND	
81 Bromoform	173		19.065				ND	
82 Isopropylbenzene	105		19.402				ND	
S 73 Xylenes, Total	106		19.600				ND	
84 1,1,2,2-Tetrachloroethane	83		19.980				ND	
85 N-Propylbenzene	91		20.167				ND	
89 2-Chlorotoluene	91		20.317				ND	
88 4-Ethyltoluene	105		20.376				ND	
90 1,3,5-Trimethylbenzene	105		20.472				ND	
92 tert-Butylbenzene	119		20.975				ND	
93 1,2,4-Trimethylbenzene	105		21.066				ND	
94 sec-Butylbenzene	105		21.312				ND	
96 1,3-Dichlorobenzene	146		21.489				ND	
95 4-Isopropyltoluene	119		21.537				ND	
97 1,4-Dichlorobenzene	146		21.633				ND	
98 Benzyl chloride	91		21.794				ND	
100 n-Butylbenzene	91		22.104				ND	
101 1,2-Dichlorobenzene	146		22.136				ND	
103 1,2,4-Trichlorobenzene	180		24.592				ND	
104 Hexachlorobutadiene	225		24.838				ND	
105 Naphthalene	128		25.084				ND	

QC Flag Legend

Review Flags

U - Marked Undetected

Reagents:

ATTO15GIS_00015	Amount Added: 20.00	Units: mL	Run Reagent

Report Date: 24-Jan-2020 09:47:18 Chrom Revision: 2.3 14-Jan-2020 22:23:42

Eurofins TestAmerica, Burlington

Data File:	\\chromna\Burlington\ChromData\CHG.i\20200123-39693.b\200-39693-013.D				
Injection Date:	24-Jan-2020 00:52:30	Instrument ID:	CHG.i	Operator ID:	ggg
Lims ID:	200-52298-A-4	Lab Sample ID:	200-52298-4	Worklist Smp#:	13
Client ID:	5024				
Purge Vol:	200.000 mL	Dil. Factor:	0.2000	ALS Bottle#:	13
Method:	TO15_MasterMethod_(v1)_G	Limit Group:	AI_TO15_ICAL		

Column: RTX-624 (0.32 mm) Y Scaling: Method Defined: Scale to the Nth Largest Target: 1

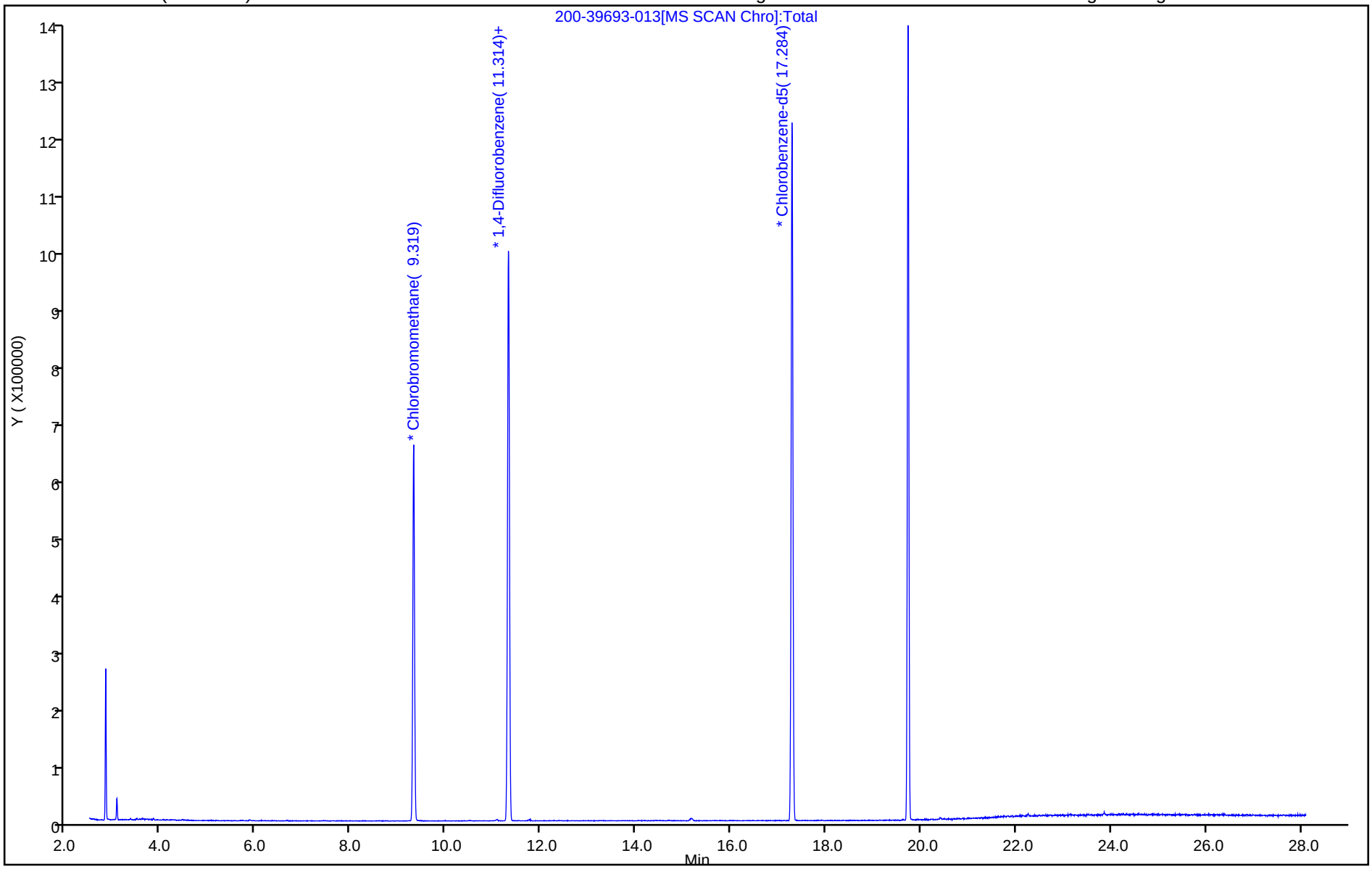

User Disabled Compound Report

Eurofins TestAmerica, Burlington

Data File:	\\chromna\Burlington\ChromData\CHG.i\20200123-39693.b\200-39693-013.D				
Injection Date:	24-Jan-2020 00:52:30	Instrument ID:	CHG.i		
Lims ID:	200-52298-A-4	Lab Sample ID:	200-52298-4		
Client ID:	5024				
Operator ID:	ggg	ALS Bottle#:	13	Worklist Smp#:	13
Purge Vol:	200.000 mL	Dil. Factor:	0.2000		
Method:	TO15_MasterMethod_(v1)_G	Limit Group:	AI_TO15_ICAL		
Column:	RTX-624 (0.32 mm)	Detector	MS SCAN		

1 Propene, CAS: 115-07-1

Processing Results

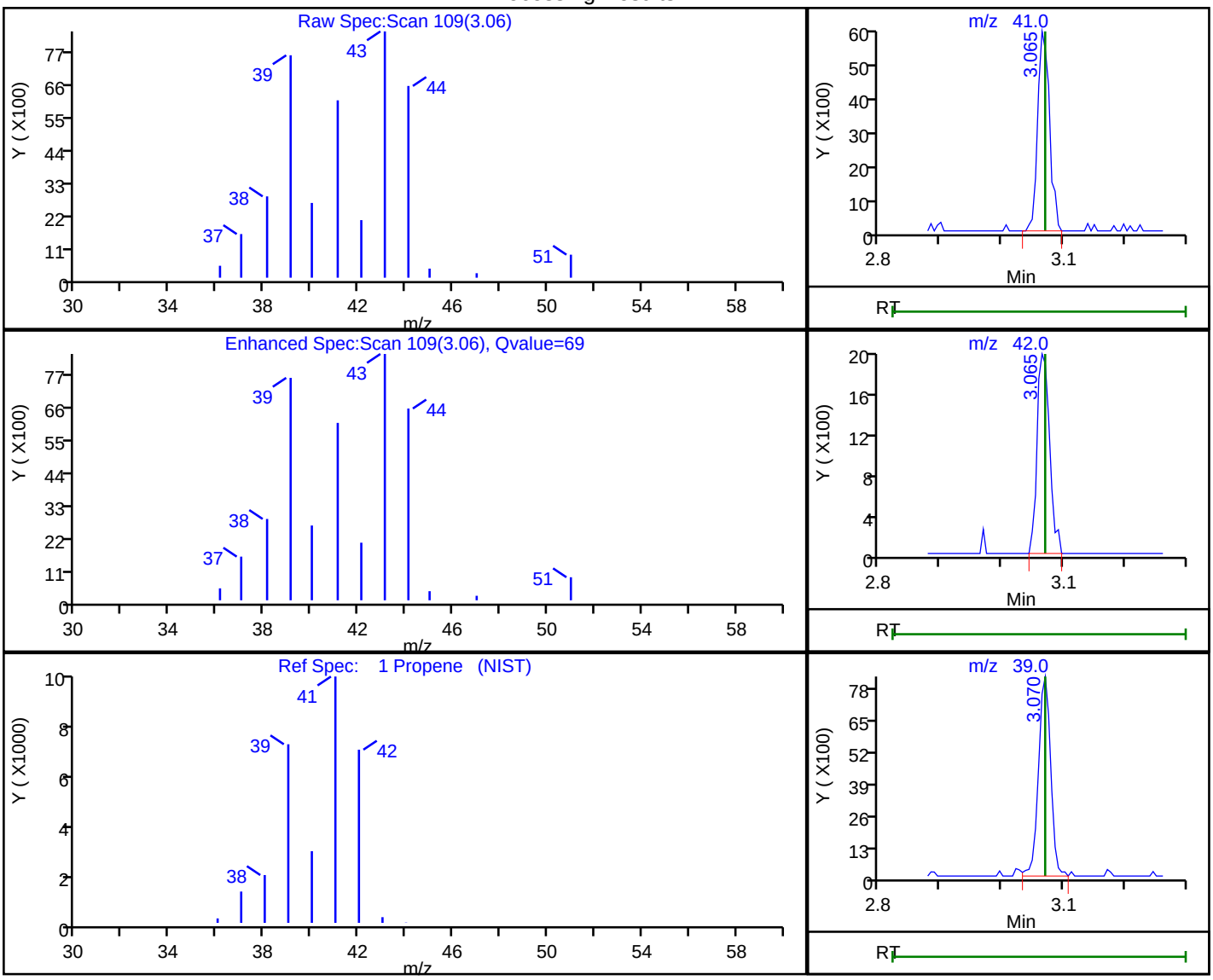

RT	Mass	Response	Amount
3.06	41.00	8069	0.520443
3.06	42.00	2786	
3.07	39.00	11456	

Reviewer: bourdeaut, 24-Jan-2020 09:46:49

Audit Action: Marked Compound Undetected Audit Reason: Invalid Compound ID

eurofins | Environment Testing TestAmerica

ANALYTICAL REPORT

Eurofins TestAmerica, Burlington
30 Community Drive
Suite 11
South Burlington, VT 05403
Tel: (802)660-1990

Laboratory Job ID: 200-52827-1
Client Project/Site: 058507, GM-Lockport, 256040

For:
GHD Services Inc.
2055 Niagara Falls Blvd., Suite 3
Niagara Falls, New York 14304

Attn: Kathleen Willy

Authorized for release by:
3/13/2020 11:35:33 AM

Denise Heckler, Project Manager II
(330)966-9477
denise.heckler@testamericainc.com

LINKS

Review your project results through TotalAccess

Have a Question? Ask The Expert

Visit us at: www.testamericainc.com

The test results in this report meet all 2003 NELAC and 2009 TNI requirements for accredited parameters, exceptions are noted in this report. This report may not be reproduced except in full, and with written approval from the laboratory. For questions please contact the Project Manager at the e-mail address or telephone number listed on this page.

This report has been electronically signed and authorized by the signatory. Electronic signature is intended to be the legally binding equivalent of a traditionally handwritten signature.

Results relate only to the items tested and the sample(s) as received by the laboratory.

Table of Contents

Cover Page 1
Table of Contents 2
Definitions/Glossary 3
Case Narrative 4
Detection Summary 5
Client Sample Results 12
QC Sample Results 31
QC Association Summary 41
Lab Chronicle 42
Certification Summary 44
Method Summary 46
Sample Summary 47
Chain of Custody 48
Receipt Checklists 50
Clean Canister Certification 51
Pre-Ship Certification 51
Clean Canister Data 54

Definitions/Glossary

Client: GHD Services Inc.
Project/Site: 058507, GM-Lockport, 256040

Job ID: 200-52827-1

Qualifiers

Air - GC/MS VOA

Qualifier	Qualifier Description
*	LCS or LCSD is outside acceptance limits.
^	ICV,CCV,ICB,CCB, ISA, ISB, CRI, CRA, DLCK or MRL standard: Instrument related QC is outside acceptance limits.
B	Compound was found in the blank and sample.
E	Result exceeded calibration range.
J	Result is less than the RL but greater than or equal to the MDL and the concentration is an approximate value.

Glossary

Abbreviation	These commonly used abbreviations may or may not be present in this report.
¤	Listed under the "D" column to designate that the result is reported on a dry weight basis
%R	Percent Recovery
CFL	Contains Free Liquid
CNF	Contains No Free Liquid
DER	Duplicate Error Ratio (normalized absolute difference)
Dil Fac	Dilution Factor
DL	Detection Limit (DoD/DOE)
DL, RA, RE, IN	Indicates a Dilution, Re-analysis, Re-extraction, or additional Initial metals/anion analysis of the sample
DLC	Decision Level Concentration (Radiochemistry)
EDL	Estimated Detection Limit (Dioxin)
LOD	Limit of Detection (DoD/DOE)
LOQ	Limit of Quantitation (DoD/DOE)
MDA	Minimum Detectable Activity (Radiochemistry)
MDC	Minimum Detectable Concentration (Radiochemistry)
MDL	Method Detection Limit
ML	Minimum Level (Dioxin)
NC	Not Calculated
ND	Not Detected at the reporting limit (or MDL or EDL if shown)
PQL	Practical Quantitation Limit
QC	Quality Control
RER	Relative Error Ratio (Radiochemistry)
RL	Reporting Limit or Requested Limit (Radiochemistry)
RPD	Relative Percent Difference, a measure of the relative difference between two points
TEF	Toxicity Equivalent Factor (Dioxin)
TEQ	Toxicity Equivalent Quotient (Dioxin)

Job ID: 200-52827-1

Laboratory: Eurofins TestAmerica, Burlington

Narrative

Job Narrative
200-52827-1

Comments
No additional comments.

Receipt
The samples were received on 2/28/2020 10:39 AM; the samples arrived in good condition.

Air Toxics
No analytical or quality issues were noted, other than those described in the Definitions/Glossary page.

Detection Summary

Client: GHD Services Inc.
Project/Site: 058507, GM-Lockport, 256040

Job ID: 200-52827-1

Client Sample ID: 7W-IA-1-2020

Lab Sample ID: 200-52827-1

Analyte	Result	Qualifier	RL	MDL	Unit	Dil Fac	D	Method	Prep Type
Dichlorodifluoromethane	1.7	J	2.5	0.54	ug/m3	1		TO-15	Total/NA
Freon 22	0.84	J	1.8	0.42	ug/m3	1		TO-15	Total/NA
Chloromethane	1.0		1.0	0.23	ug/m3	1		TO-15	Total/NA
n-Butane	3.7		1.2	0.26	ug/m3	1		TO-15	Total/NA
1,3-Butadiene	0.41	J	0.44	0.13	ug/m3	1		TO-15	Total/NA
Trichlorofluoromethane	3.0		1.1	0.34	ug/m3	1		TO-15	Total/NA
Freon TF	0.36	J	1.5	0.29	ug/m3	1		TO-15	Total/NA
Acetone	130	E	12	2.9	ug/m3	1		TO-15	Total/NA
Isopropyl alcohol	78		12	1.2	ug/m3	1		TO-15	Total/NA
Carbon disulfide	0.35	J	1.6	0.23	ug/m3	1		TO-15	Total/NA
tert-Butyl alcohol	44		15	0.12	ug/m3	1		TO-15	Total/NA
Methyl tert-butyl ether	0.77		0.72	0.12	ug/m3	1		TO-15	Total/NA
n-Hexane	18		0.70	0.70	ug/m3	1		TO-15	Total/NA
Methyl Ethyl Ketone	14		1.5	0.21	ug/m3	1		TO-15	Total/NA
cis-1,2-Dichloroethene	1.0		0.79	0.18	ug/m3	1		TO-15	Total/NA
1,2-Dichloroethene, Total	1.0	J	1.6	0.17	ug/m3	1		TO-15	Total/NA
Tetrahydrofuran	1.3	J	15	0.19	ug/m3	1		TO-15	Total/NA
Cyclohexane	0.27	J	0.69	0.16	ug/m3	1		TO-15	Total/NA
Carbon tetrachloride	0.29	J	1.3	0.15	ug/m3	1		TO-15	Total/NA
Benzene	0.78		0.64	0.21	ug/m3	1		TO-15	Total/NA
n-Heptane	0.88		0.82	0.23	ug/m3	1		TO-15	Total/NA
Trichloroethene	2.9		1.1	0.19	ug/m3	1		TO-15	Total/NA
methyl isobutyl ketone	3.2		2.0	0.15	ug/m3	1		TO-15	Total/NA
Toluene	3.5		0.75	0.41	ug/m3	1		TO-15	Total/NA
Tetrachloroethene	4.3		1.4	0.22	ug/m3	1		TO-15	Total/NA
Ethylbenzene	0.33	J	0.87	0.27	ug/m3	1		TO-15	Total/NA
m,p-Xylene	1.2	J	2.2	0.43	ug/m3	1		TO-15	Total/NA
Xylene, o-	0.60	J	0.87	0.21	ug/m3	1		TO-15	Total/NA
Xylene (total)	1.8	J	3.0	0.21	ug/m3	1		TO-15	Total/NA
1,2,4-Trimethylbenzene	0.32	J	0.98	0.22	ug/m3	1		TO-15	Total/NA
Naphthalene	2.3	J	2.6	0.89	ug/m3	1		TO-15	Total/NA
Dichlorodifluoromethane - DL	3.0	J	4.9	1.1	ug/m3	2		TO-15	Total/NA
Freon 22 - DL	1.2	J	3.5	0.85	ug/m3	2		TO-15	Total/NA
Chloromethane - DL	1.5	J	2.1	0.45	ug/m3	2		TO-15	Total/NA
n-Butane - DL	4.7		2.4	0.52	ug/m3	2		TO-15	Total/NA
1,3-Butadiene - DL	0.65	J	0.88	0.25	ug/m3	2		TO-15	Total/NA
Trichlorofluoromethane - DL	4.1		2.2	0.67	ug/m3	2		TO-15	Total/NA
Freon TF - DL	0.86	J	3.1	0.58	ug/m3	2		TO-15	Total/NA
Acetone - DL	160		24	5.7	ug/m3	2		TO-15	Total/NA
Isopropyl alcohol - DL	93		25	2.4	ug/m3	2		TO-15	Total/NA
Carbon disulfide - DL	0.66	J	3.1	0.46	ug/m3	2		TO-15	Total/NA
tert-Butyl alcohol - DL	51		30	0.23	ug/m3	2		TO-15	Total/NA
Methyl tert-butyl ether - DL	1.0	J	1.4	0.24	ug/m3	2		TO-15	Total/NA
n-Hexane - DL	22		1.4	1.4	ug/m3	2		TO-15	Total/NA
Methyl Ethyl Ketone - DL	15		2.9	0.42	ug/m3	2		TO-15	Total/NA
cis-1,2-Dichloroethene - DL	1.4	J	1.6	0.36	ug/m3	2		TO-15	Total/NA
1,2-Dichloroethene, Total - DL	1.4	J	3.2	0.33	ug/m3	2		TO-15	Total/NA
Chloroform - DL	0.31	J	2.0	0.31	ug/m3	2		TO-15	Total/NA
Cyclohexane - DL	0.48	J	1.4	0.32	ug/m3	2		TO-15	Total/NA
Carbon tetrachloride - DL	0.62	J	2.5	0.30	ug/m3	2		TO-15	Total/NA
2,2,4-Trimethylpentane - DL	0.40	J	1.9	0.38	ug/m3	2		TO-15	Total/NA

This Detection Summary does not include radiochemical test results.

Client Sample ID: 7W-IA-1-2020 (Continued) — Lab Sample ID: 200-52827-1

Analyte	Result	Qualifier	RL	MDL	Unit	Dil Fac	D	Method	Prep Type
Benzene - DL	1.1	J	1.3	0.43	ug/m3	2		TO-15	Total/NA
n-Heptane - DL	1.7		1.6	0.46	ug/m3	2		TO-15	Total/NA
Trichloroethene - DL	3.7		2.1	0.38	ug/m3	2		TO-15	Total/NA
methyl isobutyl ketone - DL	4.6		4.1	0.29	ug/m3	2		TO-15	Total/NA
Toluene - DL	4.7		1.5	0.83	ug/m3	2		TO-15	Total/NA
Tetrachloroethene - DL	5.2		2.7	0.45	ug/m3	2		TO-15	Total/NA
Methyl Butyl Ketone (2-Hexanone) - DL	1.1	J	4.1	0.39	ug/m3	2		TO-15	Total/NA
Ethylbenzene - DL	0.61	J	1.7	0.55	ug/m3	2		TO-15	Total/NA
m,p-Xylene - DL	1.8	J *	4.3	0.87	ug/m3	2		TO-15	Total/NA
Xylene, o- - DL	0.90	J	1.7	0.42	ug/m3	2		TO-15	Total/NA
Xylene (total) - DL	2.7	J *	6.1	0.42	ug/m3	2		TO-15	Total/NA
Styrene - DL	0.51	J B *	1.7	0.34	ug/m3	2		TO-15	Total/NA
Cumene - DL	0.51	J	2.0	0.34	ug/m3	2		TO-15	Total/NA
1,1,2,2-Tetrachloroethane - DL	0.90	J B *	2.7	0.58	ug/m3	2		TO-15	Total/NA
n-Propylbenzene - DL	0.62	J B *	2.0	0.38	ug/m3	2		TO-15	Total/NA
4-Ethyltoluene - DL	0.69	J B	2.0	0.40	ug/m3	2		TO-15	Total/NA
1,3,5-Trimethylbenzene - DL	0.67	J B	2.0	0.38	ug/m3	2		TO-15	Total/NA
2-Chlorotoluene - DL	0.61	J B *	2.1	0.43	ug/m3	2		TO-15	Total/NA
tert-Butylbenzene - DL	0.59	J	2.2	0.38	ug/m3	2		TO-15	Total/NA
1,2,4-Trimethylbenzene - DL	0.94	J	2.0	0.43	ug/m3	2		TO-15	Total/NA
sec-Butylbenzene - DL	0.61	J	2.2	0.38	ug/m3	2		TO-15	Total/NA
4-Isopropyltoluene - DL	0.91	J	2.2	0.43	ug/m3	2		TO-15	Total/NA
Benzyl chloride - DL	1.1	J ^ *	2.1	0.88	ug/m3	2		TO-15	Total/NA
n-Butylbenzene - DL	0.80	J	2.2	0.43	ug/m3	2		TO-15	Total/NA
Hexachlorobutadiene - DL	2.2	J	4.3	1.6	ug/m3	2		TO-15	Total/NA
Naphthalene - DL	2.2	J	5.2	1.8	ug/m3	2		TO-15	Total/NA

Client Sample ID: 7W-IA-2-2020 — Lab Sample ID: 200-52827-2

Analyte	Result	Qualifier	RL	MDL	Unit	Dil Fac	D	Method	Prep Type
Dichlorodifluoromethane	2.0	J	2.5	0.54	ug/m3	1		TO-15	Total/NA
Freon 22	1.1	J	1.8	0.42	ug/m3	1		TO-15	Total/NA
Chloromethane	1.1		1.0	0.23	ug/m3	1		TO-15	Total/NA
n-Butane	3.7		1.2	0.26	ug/m3	1		TO-15	Total/NA
1,3-Butadiene	0.90		0.44	0.13	ug/m3	1		TO-15	Total/NA
Trichlorofluoromethane	6.2		1.1	0.34	ug/m3	1		TO-15	Total/NA
Freon TF	0.41	J	1.5	0.29	ug/m3	1		TO-15	Total/NA
Acetone	27		12	2.9	ug/m3	1		TO-15	Total/NA
Isopropyl alcohol	86		12	1.2	ug/m3	1		TO-15	Total/NA
Methylene Chloride	5.7		1.7	0.94	ug/m3	1		TO-15	Total/NA
tert-Butyl alcohol	6.4	J	15	0.12	ug/m3	1		TO-15	Total/NA
n-Hexane	3.7		0.70	0.70	ug/m3	1		TO-15	Total/NA
Methyl Ethyl Ketone	2.1		1.5	0.21	ug/m3	1		TO-15	Total/NA
cis-1,2-Dichloroethene	0.21	J	0.79	0.18	ug/m3	1		TO-15	Total/NA
1,2-Dichloroethene, Total	0.21	J	1.6	0.17	ug/m3	1		TO-15	Total/NA
Carbon tetrachloride	0.29	J	1.3	0.15	ug/m3	1		TO-15	Total/NA
2,2,4-Trimethylpentane	0.19	J	0.93	0.19	ug/m3	1		TO-15	Total/NA
Benzene	0.84		0.64	0.21	ug/m3	1		TO-15	Total/NA
n-Heptane	0.49	J	0.82	0.23	ug/m3	1		TO-15	Total/NA
Trichloroethene	2.6		1.1	0.19	ug/m3	1		TO-15	Total/NA
Methyl methacrylate	0.73	J	2.0	0.14	ug/m3	1		TO-15	Total/NA

This Detection Summary does not include radiochemical test results.

Client Sample ID: 7W-IA-2-2020 (Continued) — Lab Sample ID: 200-52827-2

Analyte	Result	Qualifier	RL	MDL	Unit	Dil Fac	D	Method	Prep Type
Toluene	3.0		0.75	0.41	ug/m3	1		TO-15	Total/NA
Tetrachloroethene	3.3		1.4	0.22	ug/m3	1		TO-15	Total/NA
Ethylbenzene	0.70	J	0.87	0.27	ug/m3	1		TO-15	Total/NA
m,p-Xylene	2.7		2.2	0.43	ug/m3	1		TO-15	Total/NA
Xylene, o-	0.86	J	0.87	0.21	ug/m3	1		TO-15	Total/NA
Xylene (total)	3.6		3.0	0.21	ug/m3	1		TO-15	Total/NA

Client Sample ID: 7W-IA-3-2020 — Lab Sample ID: 200-52827-3

Analyte	Result	Qualifier	RL	MDL	Unit	Dil Fac	D	Method	Prep Type
Dichlorodifluoromethane	1.6	J	2.5	0.54	ug/m3	1		TO-15	Total/NA
Freon 22	0.94	J	1.8	0.42	ug/m3	1		TO-15	Total/NA
Chloromethane	1.1		1.0	0.23	ug/m3	1		TO-15	Total/NA
n-Butane	3.2		1.2	0.26	ug/m3	1		TO-15	Total/NA
1,3-Butadiene	0.20	J	0.44	0.13	ug/m3	1		TO-15	Total/NA
Trichlorofluoromethane	6.2		1.1	0.34	ug/m3	1		TO-15	Total/NA
Freon TF	0.37	J	1.5	0.29	ug/m3	1		TO-15	Total/NA
Acetone	17		12	2.9	ug/m3	1		TO-15	Total/NA
Isopropyl alcohol	62		12	1.2	ug/m3	1		TO-15	Total/NA
Methylene Chloride	4.0		1.7	0.94	ug/m3	1		TO-15	Total/NA
tert-Butyl alcohol	3.1	J	15	0.12	ug/m3	1		TO-15	Total/NA
n-Hexane	1.8		0.70	0.70	ug/m3	1		TO-15	Total/NA
Methyl Ethyl Ketone	1.5		1.5	0.21	ug/m3	1		TO-15	Total/NA
cis-1,2-Dichloroethene	0.46	J	0.79	0.18	ug/m3	1		TO-15	Total/NA
1,2-Dichloroethene, Total	0.46	J	1.6	0.17	ug/m3	1		TO-15	Total/NA
Carbon tetrachloride	0.36	J	1.3	0.15	ug/m3	1		TO-15	Total/NA
Benzene	0.58	J	0.64	0.21	ug/m3	1		TO-15	Total/NA
n-Heptane	0.47	J	0.82	0.23	ug/m3	1		TO-15	Total/NA
Trichloroethene	1.0	J	1.1	0.19	ug/m3	1		TO-15	Total/NA
Methyl methacrylate	1.1	J	2.0	0.14	ug/m3	1		TO-15	Total/NA
Toluene	1.9		0.75	0.41	ug/m3	1		TO-15	Total/NA
Tetrachloroethene	2.5		1.4	0.22	ug/m3	1		TO-15	Total/NA
Ethylbenzene	0.37	J	0.87	0.27	ug/m3	1		TO-15	Total/NA
m,p-Xylene	1.4	J	2.2	0.43	ug/m3	1		TO-15	Total/NA
Xylene, o-	0.41	J	0.87	0.21	ug/m3	1		TO-15	Total/NA
Xylene (total)	1.8	J	3.0	0.21	ug/m3	1		TO-15	Total/NA

Client Sample ID: 7W-IA-4-2020 — Lab Sample ID: 200-52827-4

Analyte	Result	Qualifier	RL	MDL	Unit	Dil Fac	D	Method	Prep Type
Dichlorodifluoromethane	1.6	J	2.5	0.54	ug/m3	1		TO-15	Total/NA
Freon 22	1.3	J	1.8	0.42	ug/m3	1		TO-15	Total/NA
Chloromethane	1.2		1.0	0.23	ug/m3	1		TO-15	Total/NA
n-Butane	8.0		1.2	0.26	ug/m3	1		TO-15	Total/NA
1,3-Butadiene	0.16	J	0.44	0.13	ug/m3	1		TO-15	Total/NA
Trichlorofluoromethane	1.7		1.1	0.34	ug/m3	1		TO-15	Total/NA
Freon TF	0.47	J	1.5	0.29	ug/m3	1		TO-15	Total/NA
Acetone	16		12	2.9	ug/m3	1		TO-15	Total/NA
Isopropyl alcohol	310	E	12	1.2	ug/m3	1		TO-15	Total/NA
tert-Butyl alcohol	1.1	J	15	0.12	ug/m3	1		TO-15	Total/NA
Methyl Ethyl Ketone	4.0		1.5	0.21	ug/m3	1		TO-15	Total/NA
cis-1,2-Dichloroethene	0.33	J	0.79	0.18	ug/m3	1		TO-15	Total/NA

This Detection Summary does not include radiochemical test results.

Client Sample ID: 7W-IA-4-2020 (Continued) — Lab Sample ID: 200-52827-4

Analyte	Result	Qualifier	RL	MDL	Unit	Dil Fac	D	Method	Prep Type
1,2-Dichloroethene, Total	0.33	J	1.6	0.17	ug/m3	1		TO-15	Total/NA
Chloroform	0.18	J	0.98	0.16	ug/m3	1		TO-15	Total/NA
Tetrahydrofuran	0.42	J	15	0.19	ug/m3	1		TO-15	Total/NA
Carbon tetrachloride	0.33	J	1.3	0.15	ug/m3	1		TO-15	Total/NA
Benzene	0.52	J	0.64	0.21	ug/m3	1		TO-15	Total/NA
n-Heptane	0.38	J	0.82	0.23	ug/m3	1		TO-15	Total/NA
Trichloroethene	0.47	J	1.1	0.19	ug/m3	1		TO-15	Total/NA
Methyl methacrylate	1.7	J	2.0	0.14	ug/m3	1		TO-15	Total/NA
methyl isobutyl ketone	0.83	J	2.0	0.15	ug/m3	1		TO-15	Total/NA
Toluene	0.77		0.75	0.41	ug/m3	1		TO-15	Total/NA
Tetrachloroethene	2.0		1.4	0.22	ug/m3	1		TO-15	Total/NA
Methyl Butyl Ketone (2-Hexanone)	0.45	J	2.0	0.20	ug/m3	1		TO-15	Total/NA
Ethylbenzene	5.4		0.87	0.27	ug/m3	1		TO-15	Total/NA
m,p-Xylene	23		2.2	0.43	ug/m3	1		TO-15	Total/NA
Xylene, o-	6.6		0.87	0.21	ug/m3	1		TO-15	Total/NA
Xylene (total)	30		3.0	0.21	ug/m3	1		TO-15	Total/NA
1,2,4-Trimethylbenzene	0.27	J	0.98	0.22	ug/m3	1		TO-15	Total/NA
Naphthalene	0.90	J	2.6	0.89	ug/m3	1		TO-15	Total/NA
Chloromethane - DL	1.5	J	5.2	1.1	ug/m3	5		TO-15	Total/NA
n-Butane - DL	8.6		5.9	1.3	ug/m3	5		TO-15	Total/NA
Trichlorofluoromethane - DL	2.0	J	5.6	1.7	ug/m3	5		TO-15	Total/NA
Acetone - DL	18	J	59	14	ug/m3	5		TO-15	Total/NA
Isopropyl alcohol - DL	360		61	5.9	ug/m3	5		TO-15	Total/NA
tert-Butyl alcohol - DL	1.4	J	76	0.58	ug/m3	5		TO-15	Total/NA
Methyl Ethyl Ketone - DL	3.1	J	7.4	1.1	ug/m3	5		TO-15	Total/NA
Tetrachloroethene - DL	2.6	J	6.8	1.1	ug/m3	5		TO-15	Total/NA
Ethylbenzene - DL	5.7		4.3	1.4	ug/m3	5		TO-15	Total/NA
m,p-Xylene - DL	25	*	11	2.2	ug/m3	5		TO-15	Total/NA
Xylene, o- - DL	7.6		4.3	1.0	ug/m3	5		TO-15	Total/NA
Xylene (total) - DL	33	*	15	1.0	ug/m3	5		TO-15	Total/NA

Client Sample ID: 7W-IA-5-2020 — Lab Sample ID: 200-52827-5

Analyte	Result	Qualifier	RL	MDL	Unit	Dil Fac	D	Method	Prep Type
Dichlorodifluoromethane	1.7	J	2.5	0.54	ug/m3	1		TO-15	Total/NA
Freon 22	1.6	J	1.8	0.42	ug/m3	1		TO-15	Total/NA
Chloromethane	1.1		1.0	0.23	ug/m3	1		TO-15	Total/NA
n-Butane	5.4		1.2	0.26	ug/m3	1		TO-15	Total/NA
Trichlorofluoromethane	1.4		1.1	0.34	ug/m3	1		TO-15	Total/NA
Freon TF	0.47	J	1.5	0.29	ug/m3	1		TO-15	Total/NA
Acetone	12		12	2.9	ug/m3	1		TO-15	Total/NA
Isopropyl alcohol	150	E	12	1.2	ug/m3	1		TO-15	Total/NA
Methylene Chloride	17		1.7	0.94	ug/m3	1		TO-15	Total/NA
tert-Butyl alcohol	0.73	J	15	0.12	ug/m3	1		TO-15	Total/NA
n-Hexane	2.3		0.70	0.70	ug/m3	1		TO-15	Total/NA
Methyl Ethyl Ketone	1.6		1.5	0.21	ug/m3	1		TO-15	Total/NA
cis-1,2-Dichloroethene	0.66	J	0.79	0.18	ug/m3	1		TO-15	Total/NA
1,2-Dichloroethene, Total	0.66	J	1.6	0.17	ug/m3	1		TO-15	Total/NA
Chloroform	0.25	J	0.98	0.16	ug/m3	1		TO-15	Total/NA
Tetrahydrofuran	0.45	J	15	0.19	ug/m3	1		TO-15	Total/NA
Carbon tetrachloride	0.33	J	1.3	0.15	ug/m3	1		TO-15	Total/NA

This Detection Summary does not include radiochemical test results.

Client Sample ID: 7W-IA-5-2020 (Continued) — Lab Sample ID: 200-52827-5

Analyte	Result	Qualifier	RL	MDL	Unit	Dil Fac	D	Method	Prep Type
2,2,4-Trimethylpentane	0.20	J	0.93	0.19	ug/m3	1		TO-15	Total/NA
Benzene	0.56	J	0.64	0.21	ug/m3	1		TO-15	Total/NA
n-Heptane	0.79	J	0.82	0.23	ug/m3	1		TO-15	Total/NA
Trichloroethene	0.75	J	1.1	0.19	ug/m3	1		TO-15	Total/NA
Methyl methacrylate	1.2	J	2.0	0.14	ug/m3	1		TO-15	Total/NA
Toluene	1.3		0.75	0.41	ug/m3	1		TO-15	Total/NA
Tetrachloroethene	5.1		1.4	0.22	ug/m3	1		TO-15	Total/NA
Ethylbenzene	1.2		0.87	0.27	ug/m3	1		TO-15	Total/NA
m,p-Xylene	4.6		2.2	0.43	ug/m3	1		TO-15	Total/NA
Xylene, o-	1.3		0.87	0.21	ug/m3	1		TO-15	Total/NA
Xylene (total)	5.9		3.0	0.21	ug/m3	1		TO-15	Total/NA
1,2,4-Trimethylbenzene	0.32	J	0.98	0.22	ug/m3	1		TO-15	Total/NA
n-Butylbenzene	0.21	J	1.1	0.21	ug/m3	1		TO-15	Total/NA
Dichlorodifluoromethane - DL	2.9	J	9.9	2.2	ug/m3	4		TO-15	Total/NA
Freon 22 - DL	2.3	J	7.1	1.7	ug/m3	4		TO-15	Total/NA
Chloromethane - DL	1.5	J	4.1	0.91	ug/m3	4		TO-15	Total/NA
n-Butane - DL	6.6		4.8	1.0	ug/m3	4		TO-15	Total/NA
Trichlorofluoromethane - DL	1.8	J	4.5	1.3	ug/m3	4		TO-15	Total/NA
Acetone - DL	18	J	48	11	ug/m3	4		TO-15	Total/NA
Isopropyl alcohol - DL	170		49	4.7	ug/m3	4		TO-15	Total/NA
Methylene Chloride - DL	21		6.9	3.8	ug/m3	4		TO-15	Total/NA
tert-Butyl alcohol - DL	1.0	J	61	0.46	ug/m3	4		TO-15	Total/NA
Methyl Ethyl Ketone - DL	1.7	J	5.9	0.85	ug/m3	4		TO-15	Total/NA
cis-1,2-Dichloroethene - DL	0.92	J	3.2	0.71	ug/m3	4		TO-15	Total/NA
1,2-Dichloroethene, Total - DL	0.92	J	6.3	0.67	ug/m3	4		TO-15	Total/NA
n-Heptane - DL	0.92	J	3.3	0.92	ug/m3	4		TO-15	Total/NA
Trichloroethene - DL	0.76	J	4.3	0.75	ug/m3	4		TO-15	Total/NA
Methyl methacrylate - DL	1.2	J	8.2	0.54	ug/m3	4		TO-15	Total/NA
Tetrachloroethene - DL	5.6		5.4	0.90	ug/m3	4		TO-15	Total/NA
Ethylbenzene - DL	2.0	J	3.5	1.1	ug/m3	4		TO-15	Total/NA
m,p-Xylene - DL	5.2	J	8.7	1.7	ug/m3	4		TO-15	Total/NA
Xylene, o- - DL	2.3	J B	3.5	0.83	ug/m3	4		TO-15	Total/NA
Xylene (total) - DL	7.5	J B	12	0.83	ug/m3	4		TO-15	Total/NA

Client Sample ID: 7E-IA-1-2020 — Lab Sample ID: 200-52827-6

Analyte	Result	Qualifier	RL	MDL	Unit	Dil Fac	D	Method	Prep Type
Dichlorodifluoromethane	1.6	J	2.5	0.54	ug/m3	1		TO-15	Total/NA
Freon 22	1.7	J	1.8	0.42	ug/m3	1		TO-15	Total/NA
Chloromethane	1.1		1.0	0.23	ug/m3	1		TO-15	Total/NA
n-Butane	4.0		1.2	0.26	ug/m3	1		TO-15	Total/NA
Vinyl chloride	0.29	J	0.51	0.11	ug/m3	1		TO-15	Total/NA
Trichlorofluoromethane	2.8		1.1	0.34	ug/m3	1		TO-15	Total/NA
Freon TF	0.62	J	1.5	0.29	ug/m3	1		TO-15	Total/NA
Acetone	12		12	2.9	ug/m3	1		TO-15	Total/NA
Isopropyl alcohol	18		12	1.2	ug/m3	1		TO-15	Total/NA
Methylene Chloride	5.1		1.7	0.94	ug/m3	1		TO-15	Total/NA
tert-Butyl alcohol	1.3	J	15	0.12	ug/m3	1		TO-15	Total/NA
n-Hexane	0.88		0.70	0.70	ug/m3	1		TO-15	Total/NA
Methyl Ethyl Ketone	2.9		1.5	0.21	ug/m3	1		TO-15	Total/NA
cis-1,2-Dichloroethene	3.5		0.79	0.18	ug/m3	1		TO-15	Total/NA

This Detection Summary does not include radiochemical test results.

Detection Summary

Client: GHD Services Inc.
Project/Site: 058507, GM-Lockport, 256040

Job ID: 200-52827-1

Client Sample ID: 7E-IA-1-2020 (Continued) — Lab Sample ID: 200-52827-6

Analyte	Result	Qualifier	RL	MDL	Unit	Dil Fac	D	Method	Prep Type
1,2-Dichloroethene, Total	3.5		1.6	0.17	ug/m3	1		TO-15	Total/NA
Carbon tetrachloride	0.32	J	1.3	0.15	ug/m3	1		TO-15	Total/NA
Benzene	0.63	J	0.64	0.21	ug/m3	1		TO-15	Total/NA
n-Heptane	0.37	J	0.82	0.23	ug/m3	1		TO-15	Total/NA
Trichloroethene	2.2		1.1	0.19	ug/m3	1		TO-15	Total/NA
Methyl methacrylate	19		2.0	0.14	ug/m3	1		TO-15	Total/NA
Toluene	2.3		0.75	0.41	ug/m3	1		TO-15	Total/NA
Tetrachloroethene	1.9		1.4	0.22	ug/m3	1		TO-15	Total/NA
Methyl Butyl Ketone (2-Hexanone)	0.36	J	2.0	0.20	ug/m3	1		TO-15	Total/NA
Ethylbenzene	0.37	J	0.87	0.27	ug/m3	1		TO-15	Total/NA
m,p-Xylene	1.6	J	2.2	0.43	ug/m3	1		TO-15	Total/NA
Xylene, o-	0.84	J	0.87	0.21	ug/m3	1		TO-15	Total/NA
Xylene (total)	2.4	J	3.0	0.21	ug/m3	1		TO-15	Total/NA
Cumene	0.37	J	0.98	0.17	ug/m3	1		TO-15	Total/NA
n-Propylbenzene	1.1		0.98	0.19	ug/m3	1		TO-15	Total/NA
4-Ethyltoluene	1.4		0.98	0.20	ug/m3	1		TO-15	Total/NA
1,3,5-Trimethylbenzene	1.7		0.98	0.19	ug/m3	1		TO-15	Total/NA
1,2,4-Trimethylbenzene	6.2		0.98	0.22	ug/m3	1		TO-15	Total/NA
sec-Butylbenzene	0.97	J	1.1	0.19	ug/m3	1		TO-15	Total/NA
4-Isopropyltoluene	0.73	J	1.1	0.21	ug/m3	1		TO-15	Total/NA
n-Butylbenzene	0.87	J	1.1	0.21	ug/m3	1		TO-15	Total/NA
Naphthalene	1.5	J	2.6	0.89	ug/m3	1		TO-15	Total/NA

Client Sample ID: 7E-IA-2-2020 — Lab Sample ID: 200-52827-7

Analyte	Result	Qualifier	RL	MDL	Unit	Dil Fac	D	Method	Prep Type
Dichlorodifluoromethane	1.5	J	2.5	0.54	ug/m3	1		TO-15	Total/NA
Freon 22	3.6		1.8	0.42	ug/m3	1		TO-15	Total/NA
Chloromethane	1.1		1.0	0.23	ug/m3	1		TO-15	Total/NA
n-Butane	2.9		1.2	0.26	ug/m3	1		TO-15	Total/NA
Trichlorofluoromethane	1.3		1.1	0.34	ug/m3	1		TO-15	Total/NA
Freon TF	0.65	J	1.5	0.29	ug/m3	1		TO-15	Total/NA
Acetone	12		12	2.9	ug/m3	1		TO-15	Total/NA
Isopropyl alcohol	15		12	1.2	ug/m3	1		TO-15	Total/NA
Methylene Chloride	1.2	J	1.7	0.94	ug/m3	1		TO-15	Total/NA
tert-Butyl alcohol	1.5	J	15	0.12	ug/m3	1		TO-15	Total/NA
Methyl Ethyl Ketone	12		1.5	0.21	ug/m3	1		TO-15	Total/NA
cis-1,2-Dichloroethene	1.2		0.79	0.18	ug/m3	1		TO-15	Total/NA
1,2-Dichloroethene, Total	1.2	J	1.6	0.17	ug/m3	1		TO-15	Total/NA
Tetrahydrofuran	0.79	J	15	0.19	ug/m3	1		TO-15	Total/NA
Carbon tetrachloride	0.33	J	1.3	0.15	ug/m3	1		TO-15	Total/NA
Benzene	0.46	J	0.64	0.21	ug/m3	1		TO-15	Total/NA
n-Heptane	0.35	J	0.82	0.23	ug/m3	1		TO-15	Total/NA
Trichloroethene	1.6		1.1	0.19	ug/m3	1		TO-15	Total/NA
Methyl methacrylate	55		2.0	0.14	ug/m3	1		TO-15	Total/NA
methyl isobutyl ketone	3.3		2.0	0.15	ug/m3	1		TO-15	Total/NA
Toluene	1.5		0.75	0.41	ug/m3	1		TO-15	Total/NA
Tetrachloroethene	1.5		1.4	0.22	ug/m3	1		TO-15	Total/NA
Methyl Butyl Ketone (2-Hexanone)	0.77	J	2.0	0.20	ug/m3	1		TO-15	Total/NA
Ethylbenzene	0.39	J	0.87	0.27	ug/m3	1		TO-15	Total/NA
m,p-Xylene	1.3	J	2.2	0.43	ug/m3	1		TO-15	Total/NA

This Detection Summary does not include radiochemical test results.

Client Sample ID: 7E-IA-2-2020 (Continued) — Lab Sample ID: 200-52827-7

Analyte	Result	Qualifier	RL	MDL	Unit	Dil Fac	D	Method	Prep Type
Xylene, o-	0.31	J	0.87	0.21	ug/m3	1		TO-15	Total/NA
Xylene (total)	1.6	J	3.0	0.21	ug/m3	1		TO-15	Total/NA
1,2,4-Trimethylbenzene	0.32	J	0.98	0.22	ug/m3	1		TO-15	Total/NA
4-Isopropyltoluene	0.85	J	1.1	0.21	ug/m3	1		TO-15	Total/NA
Naphthalene	0.97	J	2.6	0.89	ug/m3	1		TO-15	Total/NA

Client Sample ID: OA-2-2020 — Lab Sample ID: 200-52827-8

Analyte	Result	Qualifier	RL	MDL	Unit	Dil Fac	D	Method	Prep Type
Dichlorodifluoromethane	1.5	J	2.5	0.54	ug/m3	1		TO-15	Total/NA
Freon 22	0.75	J	1.8	0.42	ug/m3	1		TO-15	Total/NA
Chloromethane	1.0		1.0	0.23	ug/m3	1		TO-15	Total/NA
n-Butane	1.4		1.2	0.26	ug/m3	1		TO-15	Total/NA
Trichlorofluoromethane	1.0	J	1.1	0.34	ug/m3	1		TO-15	Total/NA
Freon TF	0.39	J	1.5	0.29	ug/m3	1		TO-15	Total/NA
Acetone	5.6	J	12	2.9	ug/m3	1		TO-15	Total/NA
Isopropyl alcohol	4.0	J	12	1.2	ug/m3	1		TO-15	Total/NA
tert-Butyl alcohol	0.29	J	15	0.12	ug/m3	1		TO-15	Total/NA
Methyl Ethyl Ketone	5.6		1.5	0.21	ug/m3	1		TO-15	Total/NA
Tetrahydrofuran	0.47	J	15	0.19	ug/m3	1		TO-15	Total/NA
Carbon tetrachloride	0.29	J	1.3	0.15	ug/m3	1		TO-15	Total/NA
Benzene	0.40	J	0.64	0.21	ug/m3	1		TO-15	Total/NA
methyl isobutyl ketone	1.2	J	2.0	0.15	ug/m3	1		TO-15	Total/NA
Methyl Butyl Ketone (2-Hexanone)	0.42	J	2.0	0.20	ug/m3	1		TO-15	Total/NA
4-Isopropyltoluene	0.44	J	1.1	0.21	ug/m3	1		TO-15	Total/NA

This Detection Summary does not include radiochemical test results.

Client Sample Results

Client: GHD Services Inc.
Project/Site: 058507, GM-Lockport, 256040

Job ID: 200-52827-1

Client Sample ID: 7W-IA-1-2020

Lab Sample ID: 200-52827-1

Date Collected: 02/26/20 15:58
Matrix: Air
Date Received: 02/28/20 10:39
Sample Container: Summa Canister 6L

Method: TO-15 - Volatile Organic Compounds in Ambient Air

Analyte	Result	Qualifier	RL	MDL	Unit	D	Prepared	Analyzed	Dil Fac
Dichlorodifluoromethane	**1.7**	**J**	2.5	0.54	ug/m3			03/09/20 19:15	1
Freon 22	**0.84**	**J**	1.8	0.42	ug/m3			03/09/20 19:15	1
1,2-Dichlorotetrafluoroethane	ND		1.4	0.24	ug/m3			03/09/20 19:15	1
Chloromethane	**1.0**		1.0	0.23	ug/m3			03/09/20 19:15	1
n-Butane	**3.7**		1.2	0.26	ug/m3			03/09/20 19:15	1
Vinyl chloride	ND		0.51	0.11	ug/m3			03/09/20 19:15	1
1,3-Butadiene	**0.41**	**J**	0.44	0.13	ug/m3			03/09/20 19:15	1
Bromomethane	ND		0.78	0.20	ug/m3			03/09/20 19:15	1
Chloroethane	ND		1.3	0.14	ug/m3			03/09/20 19:15	1
Bromoethene(Vinyl Bromide)	ND		0.87	0.23	ug/m3			03/09/20 19:15	1
Trichlorofluoromethane	**3.0**		1.1	0.34	ug/m3			03/09/20 19:15	1
Freon TF	**0.36**	**J**	1.5	0.29	ug/m3			03/09/20 19:15	1
1,1-Dichloroethene	ND		0.79	0.15	ug/m3			03/09/20 19:15	1
Acetone	**130**	**E**	12	2.9	ug/m3			03/09/20 19:15	1
Isopropyl alcohol	**78**		12	1.2	ug/m3			03/09/20 19:15	1
Carbon disulfide	**0.35**	**J**	1.6	0.23	ug/m3			03/09/20 19:15	1
3-Chloropropene	ND		1.6	0.20	ug/m3			03/09/20 19:15	1
Methylene Chloride	ND		1.7	0.94	ug/m3			03/09/20 19:15	1
tert-Butyl alcohol	**44**		15	0.12	ug/m3			03/09/20 19:15	1
Methyl tert-butyl ether	**0.77**		0.72	0.12	ug/m3			03/09/20 19:15	1
trans-1,2-Dichloroethene	ND		0.79	0.17	ug/m3			03/09/20 19:15	1
n-Hexane	**18**		0.70	0.70	ug/m3			03/09/20 19:15	1
1,1-Dichloroethane	ND		0.81	0.17	ug/m3			03/09/20 19:15	1
Methyl Ethyl Ketone	**14**		1.5	0.21	ug/m3			03/09/20 19:15	1
cis-1,2-Dichloroethene	**1.0**		0.79	0.18	ug/m3			03/09/20 19:15	1
1,2-Dichloroethene, Total	**1.0**	**J**	1.6	0.17	ug/m3			03/09/20 19:15	1
Chloroform	ND		0.98	0.16	ug/m3			03/09/20 19:15	1
Tetrahydrofuran	**1.3**	**J**	15	0.19	ug/m3			03/09/20 19:15	1
1,1,1-Trichloroethane	ND		1.1	0.20	ug/m3			03/09/20 19:15	1
Cyclohexane	**0.27**	**J**	0.69	0.16	ug/m3			03/09/20 19:15	1
Carbon tetrachloride	**0.29**	**J**	1.3	0.15	ug/m3			03/09/20 19:15	1
2,2,4-Trimethylpentane	ND		0.93	0.19	ug/m3			03/09/20 19:15	1
Benzene	**0.78**		0.64	0.21	ug/m3			03/09/20 19:15	1
1,2-Dichloroethane	ND		0.81	0.13	ug/m3			03/09/20 19:15	1
n-Heptane	**0.88**		0.82	0.23	ug/m3			03/09/20 19:15	1
Trichloroethene	**2.9**		1.1	0.19	ug/m3			03/09/20 19:15	1
Methyl methacrylate	ND		2.0	0.14	ug/m3			03/09/20 19:15	1
1,2-Dichloropropane	ND		0.92	0.15	ug/m3			03/09/20 19:15	1
1,4-Dioxane	ND		18	0.30	ug/m3			03/09/20 19:15	1
Bromodichloromethane	ND		1.3	0.23	ug/m3			03/09/20 19:15	1
cis-1,3-Dichloropropene	ND		0.91	0.15	ug/m3			03/09/20 19:15	1
methyl isobutyl ketone	**3.2**		2.0	0.15	ug/m3			03/09/20 19:15	1
Toluene	**3.5**		0.75	0.41	ug/m3			03/09/20 19:15	1
trans-1,3-Dichloropropene	ND		0.91	0.18	ug/m3			03/09/20 19:15	1
1,1,2-Trichloroethane	ND		1.1	0.20	ug/m3			03/09/20 19:15	1
Tetrachloroethene	**4.3**		1.4	0.22	ug/m3			03/09/20 19:15	1
Methyl Butyl Ketone (2-Hexanone)	ND		2.0	0.20	ug/m3			03/09/20 19:15	1
Dibromochloromethane	ND		1.7	0.31	ug/m3			03/09/20 19:15	1

Client Sample ID: 7W-IA-1-2020

Lab Sample ID: 200-52827-1

Date Collected: 02/26/20 15:58
Matrix: Air
Date Received: 02/28/20 10:39
Sample Container: Summa Canister 6L

Method: TO-15 - Volatile Organic Compounds in Ambient Air (Continued)

Analyte	Result	Qualifier	RL	MDL	Unit	D	Prepared	Analyzed	Dil Fac
1,2-Dibromoethane	ND		1.5	0.38	ug/m3			03/09/20 19:15	1
Chlorobenzene	ND		0.92	0.26	ug/m3			03/09/20 19:15	1
Ethylbenzene	**0.33**	**J**	0.87	0.27	ug/m3			03/09/20 19:15	1
m,p-Xylene	**1.2**	**J**	2.2	0.43	ug/m3			03/09/20 19:15	1
Xylene, o-	**0.60**	**J**	0.87	0.21	ug/m3			03/09/20 19:15	1
Xylene (total)	**1.8**	**J**	3.0	0.21	ug/m3			03/09/20 19:15	1
Styrene	ND		0.85	0.17	ug/m3			03/09/20 19:15	1
Bromoform	ND		2.1	0.50	ug/m3			03/09/20 19:15	1
Cumene	ND		0.98	0.17	ug/m3			03/09/20 19:15	1
1,1,2,2-Tetrachloroethane	ND		1.4	0.29	ug/m3			03/09/20 19:15	1
n-Propylbenzene	ND		0.98	0.19	ug/m3			03/09/20 19:15	1
4-Ethyltoluene	ND		0.98	0.20	ug/m3			03/09/20 19:15	1
1,3,5-Trimethylbenzene	ND		0.98	0.19	ug/m3			03/09/20 19:15	1
2-Chlorotoluene	ND		1.0	0.22	ug/m3			03/09/20 19:15	1
tert-Butylbenzene	ND		1.1	0.19	ug/m3			03/09/20 19:15	1
1,2,4-Trimethylbenzene	**0.32**	**J**	0.98	0.22	ug/m3			03/09/20 19:15	1
sec-Butylbenzene	ND		1.1	0.19	ug/m3			03/09/20 19:15	1
4-Isopropyltoluene	ND		1.1	0.21	ug/m3			03/09/20 19:15	1
1,3-Dichlorobenzene	ND		1.2	0.66	ug/m3			03/09/20 19:15	1
1,4-Dichlorobenzene	ND		1.2	0.72	ug/m3			03/09/20 19:15	1
Benzyl chloride	ND		1.0	0.44	ug/m3			03/09/20 19:15	1
n-Butylbenzene	ND		1.1	0.21	ug/m3			03/09/20 19:15	1
1,2-Dichlorobenzene	ND		1.2	0.58	ug/m3			03/09/20 19:15	1
1,2,4-Trichlorobenzene	ND		3.7	1.6	ug/m3			03/09/20 19:15	1
Hexachlorobutadiene	ND		2.1	0.81	ug/m3			03/09/20 19:15	1
Naphthalene	**2.3**	**J**	2.6	0.89	ug/m3			03/09/20 19:15	1

Method: TO-15 - Volatile Organic Compounds in Ambient Air - DL

Analyte	Result	Qualifier	RL	MDL	Unit	D	Prepared	Analyzed	Dil Fac
Dichlorodifluoromethane	**3.0**	**J**	4.9	1.1	ug/m3			03/10/20 13:20	2
Freon 22	**1.2**	**J**	3.5	0.85	ug/m3			03/10/20 13:20	2
1,2-Dichlorotetrafluoroethane	ND		2.8	0.49	ug/m3			03/10/20 13:20	2
Chloromethane	**1.5**	**J**	2.1	0.45	ug/m3			03/10/20 13:20	2
n-Butane	**4.7**		2.4	0.52	ug/m3			03/10/20 13:20	2
Vinyl chloride	ND		1.0	0.22	ug/m3			03/10/20 13:20	2
1,3-Butadiene	**0.65**	**J**	0.88	0.25	ug/m3			03/10/20 13:20	2
Bromomethane	ND		1.6	0.40	ug/m3			03/10/20 13:20	2
Chloroethane	ND		2.6	0.28	ug/m3			03/10/20 13:20	2
Bromoethene(Vinyl Bromide)	ND		1.7	0.45	ug/m3			03/10/20 13:20	2
Trichlorofluoromethane	**4.1**		2.2	0.67	ug/m3			03/10/20 13:20	2
Freon TF	**0.86**	**J**	3.1	0.58	ug/m3			03/10/20 13:20	2
1,1-Dichloroethene	ND		1.6	0.31	ug/m3			03/10/20 13:20	2
Acetone	**160**		24	5.7	ug/m3			03/10/20 13:20	2
Isopropyl alcohol	**93**		25	2.4	ug/m3			03/10/20 13:20	2
Carbon disulfide	**0.66**	**J**	3.1	0.46	ug/m3			03/10/20 13:20	2
3-Chloropropene	ND		3.1	0.40	ug/m3			03/10/20 13:20	2
Methylene Chloride	ND		3.5	1.9	ug/m3			03/10/20 13:20	2
tert-Butyl alcohol	**51**		30	0.23	ug/m3			03/10/20 13:20	2
Methyl tert-butyl ether	**1.0**	**J**	1.4	0.24	ug/m3			03/10/20 13:20	2

Client Sample ID: 7W-IA-1-2020

Lab Sample ID: 200-52827-1

Date Collected: 02/26/20 15:58
Matrix: Air
Date Received: 02/28/20 10:39
Sample Container: Summa Canister 6L

Method: TO-15 - Volatile Organic Compounds in Ambient Air - DL (Continued)

Analyte	Result	Qualifier	RL	MDL	Unit	D	Prepared	Analyzed	Dil Fac
trans-1,2-Dichloroethene	ND		1.6	0.33	ug/m3			03/10/20 13:20	2
n-Hexane	**22**		1.4	1.4	ug/m3			03/10/20 13:20	2
1,1-Dichloroethane	ND		1.6	0.33	ug/m3			03/10/20 13:20	2
Methyl Ethyl Ketone	**15**		2.9	0.42	ug/m3			03/10/20 13:20	2
cis-1,2-Dichloroethene	**1.4**	**J**	1.6	0.36	ug/m3			03/10/20 13:20	2
1,2-Dichloroethene, Total	**1.4**	**J**	3.2	0.33	ug/m3			03/10/20 13:20	2
Chloroform	**0.31**	**J**	2.0	0.31	ug/m3			03/10/20 13:20	2
Tetrahydrofuran	ND		29	0.39	ug/m3			03/10/20 13:20	2
1,1,1-Trichloroethane	ND		2.2	0.39	ug/m3			03/10/20 13:20	2
Cyclohexane	**0.48**	**J**	1.4	0.32	ug/m3			03/10/20 13:20	2
Carbon tetrachloride	**0.62**	**J**	2.5	0.30	ug/m3			03/10/20 13:20	2
2,2,4-Trimethylpentane	**0.40**	**J**	1.9	0.38	ug/m3			03/10/20 13:20	2
Benzene	**1.1**	**J**	1.3	0.43	ug/m3			03/10/20 13:20	2
1,2-Dichloroethane	ND		1.6	0.26	ug/m3			03/10/20 13:20	2
n-Heptane	**1.7**		1.6	0.46	ug/m3			03/10/20 13:20	2
Trichloroethene	**3.7**		2.1	0.38	ug/m3			03/10/20 13:20	2
Methyl methacrylate	ND		4.1	0.27	ug/m3			03/10/20 13:20	2
1,2-Dichloropropane	ND		1.8	0.31	ug/m3			03/10/20 13:20	2
1,4-Dioxane	ND		36	0.61	ug/m3			03/10/20 13:20	2
Bromodichloromethane	ND		2.7	0.47	ug/m3			03/10/20 13:20	2
cis-1,3-Dichloropropene	ND		1.8	0.29	ug/m3			03/10/20 13:20	2
methyl isobutyl ketone	**4.6**		4.1	0.29	ug/m3			03/10/20 13:20	2
Toluene	**4.7**		1.5	0.83	ug/m3			03/10/20 13:20	2
trans-1,3-Dichloropropene	ND		1.8	0.35	ug/m3			03/10/20 13:20	2
1,1,2-Trichloroethane	ND		2.2	0.39	ug/m3			03/10/20 13:20	2
Tetrachloroethene	**5.2**		2.7	0.45	ug/m3			03/10/20 13:20	2
Methyl Butyl Ketone (2-Hexanone)	**1.1**	**J**	4.1	0.39	ug/m3			03/10/20 13:20	2
Dibromochloromethane	ND		3.4	0.61	ug/m3			03/10/20 13:20	2
1,2-Dibromoethane	ND		3.1	0.75	ug/m3			03/10/20 13:20	2
Chlorobenzene	ND		1.8	0.52	ug/m3			03/10/20 13:20	2
Ethylbenzene	**0.61**	**J**	1.7	0.55	ug/m3			03/10/20 13:20	2
m,p-Xylene	**1.8**	**J ***	4.3	0.87	ug/m3			03/10/20 13:20	2
Xylene, o-	**0.90**	**J**	1.7	0.42	ug/m3			03/10/20 13:20	2
Xylene (total)	**2.7**	**J ***	6.1	0.42	ug/m3			03/10/20 13:20	2
Styrene	**0.51**	**J B ***	1.7	0.34	ug/m3			03/10/20 13:20	2
Bromoform	ND		4.1	0.99	ug/m3			03/10/20 13:20	2
Cumene	**0.51**	**J**	2.0	0.34	ug/m3			03/10/20 13:20	2
1,1,2,2-Tetrachloroethane	**0.90**	**J B ***	2.7	0.58	ug/m3			03/10/20 13:20	2
n-Propylbenzene	**0.62**	**J B ***	2.0	0.38	ug/m3			03/10/20 13:20	2
4-Ethyltoluene	**0.69**	**J B**	2.0	0.40	ug/m3			03/10/20 13:20	2
1,3,5-Trimethylbenzene	**0.67**	**J B**	2.0	0.38	ug/m3			03/10/20 13:20	2
2-Chlorotoluene	**0.61**	**J B ***	2.1	0.43	ug/m3			03/10/20 13:20	2
tert-Butylbenzene	**0.59**	**J**	2.2	0.38	ug/m3			03/10/20 13:20	2
1,2,4-Trimethylbenzene	**0.94**	**J**	2.0	0.43	ug/m3			03/10/20 13:20	2
sec-Butylbenzene	**0.61**	**J**	2.2	0.38	ug/m3			03/10/20 13:20	2
4-Isopropyltoluene	**0.91**	**J**	2.2	0.43	ug/m3			03/10/20 13:20	2
1,3-Dichlorobenzene	ND	*	2.4	1.3	ug/m3			03/10/20 13:20	2
1,4-Dichlorobenzene	ND		2.4	1.4	ug/m3			03/10/20 13:20	2

Client Sample ID: 7W-IA-1-2020

Lab Sample ID: 200-52827-1

Date Collected: 02/26/20 15:58
Matrix: Air
Date Received: 02/28/20 10:39
Sample Container: Summa Canister 6L

Method: TO-15 - Volatile Organic Compounds in Ambient Air - DL (Continued)

Analyte	Result	Qualifier	RL	MDL	Unit	D	Prepared	Analyzed	Dil Fac
Benzyl chloride	1.1	J ^ *	2.1	0.88	ug/m3			03/10/20 13:20	2
n-Butylbenzene	0.80	J	2.2	0.43	ug/m3			03/10/20 13:20	2
1,2-Dichlorobenzene	ND		2.4	1.2	ug/m3			03/10/20 13:20	2
1,2,4-Trichlorobenzene	ND		7.4	3.3	ug/m3			03/10/20 13:20	2
Hexachlorobutadiene	2.2	J	4.3	1.6	ug/m3			03/10/20 13:20	2
Naphthalene	2.2	J	5.2	1.8	ug/m3			03/10/20 13:20	2

Client Sample ID: 7W-IA-2-2020

Lab Sample ID: 200-52827-2

Date Collected: 02/26/20 15:34
Matrix: Air
Date Received: 02/28/20 10:39
Sample Container: Summa Canister 6L

Method: TO-15 - Volatile Organic Compounds in Ambient Air

Analyte	Result	Qualifier	RL	MDL	Unit	D	Prepared	Analyzed	Dil Fac
Dichlorodifluoromethane	2.0	J	2.5	0.54	ug/m3			03/09/20 20:09	1
Freon 22	1.1	J	1.8	0.42	ug/m3			03/09/20 20:09	1
1,2-Dichlorotetrafluoroethane	ND		1.4	0.24	ug/m3			03/09/20 20:09	1
Chloromethane	1.1		1.0	0.23	ug/m3			03/09/20 20:09	1
n-Butane	3.7		1.2	0.26	ug/m3			03/09/20 20:09	1
Vinyl chloride	ND		0.51	0.11	ug/m3			03/09/20 20:09	1
1,3-Butadiene	0.90		0.44	0.13	ug/m3			03/09/20 20:09	1
Bromomethane	ND		0.78	0.20	ug/m3			03/09/20 20:09	1
Chloroethane	ND		1.3	0.14	ug/m3			03/09/20 20:09	1
Bromoethene(Vinyl Bromide)	ND		0.87	0.23	ug/m3			03/09/20 20:09	1
Trichlorofluoromethane	6.2		1.1	0.34	ug/m3			03/09/20 20:09	1
Freon TF	0.41	J	1.5	0.29	ug/m3			03/09/20 20:09	1
1,1-Dichloroethene	ND		0.79	0.15	ug/m3			03/09/20 20:09	1
Acetone	27		12	2.9	ug/m3			03/09/20 20:09	1
Isopropyl alcohol	86		12	1.2	ug/m3			03/09/20 20:09	1
Carbon disulfide	ND		1.6	0.23	ug/m3			03/09/20 20:09	1
3-Chloropropene	ND		1.6	0.20	ug/m3			03/09/20 20:09	1
Methylene Chloride	5.7		1.7	0.94	ug/m3			03/09/20 20:09	1
tert-Butyl alcohol	6.4	J	15	0.12	ug/m3			03/09/20 20:09	1
Methyl tert-butyl ether	ND		0.72	0.12	ug/m3			03/09/20 20:09	1
trans-1,2-Dichloroethene	ND		0.79	0.17	ug/m3			03/09/20 20:09	1
n-Hexane	3.7		0.70	0.70	ug/m3			03/09/20 20:09	1
1,1-Dichloroethane	ND		0.81	0.17	ug/m3			03/09/20 20:09	1
Methyl Ethyl Ketone	2.1		1.5	0.21	ug/m3			03/09/20 20:09	1
cis-1,2-Dichloroethene	0.21	J	0.79	0.18	ug/m3			03/09/20 20:09	1
1,2-Dichloroethene, Total	0.21	J	1.6	0.17	ug/m3			03/09/20 20:09	1
Chloroform	ND		0.98	0.16	ug/m3			03/09/20 20:09	1
Tetrahydrofuran	ND		15	0.19	ug/m3			03/09/20 20:09	1
1,1,1-Trichloroethane	ND		1.1	0.20	ug/m3			03/09/20 20:09	1
Cyclohexane	ND		0.69	0.16	ug/m3			03/09/20 20:09	1
Carbon tetrachloride	0.29	J	1.3	0.15	ug/m3			03/09/20 20:09	1
2,2,4-Trimethylpentane	0.19	J	0.93	0.19	ug/m3			03/09/20 20:09	1
Benzene	0.84		0.64	0.21	ug/m3			03/09/20 20:09	1
1,2-Dichloroethane	ND		0.81	0.13	ug/m3			03/09/20 20:09	1
n-Heptane	0.49	J	0.82	0.23	ug/m3			03/09/20 20:09	1

Client Sample ID: 7W-IA-2-2020

Lab Sample ID: 200-52827-2

Date Collected: 02/26/20 15:34
Matrix: Air
Date Received: 02/28/20 10:39
Sample Container: Summa Canister 6L

Method: TO-15 - Volatile Organic Compounds in Ambient Air (Continued)

Analyte	Result	Qualifier	RL	MDL	Unit	D	Prepared	Analyzed	Dil Fac
Trichloroethene	**2.6**		1.1	0.19	ug/m3			03/09/20 20:09	1
Methyl methacrylate	**0.73**	**J**	2.0	0.14	ug/m3			03/09/20 20:09	1
1,2-Dichloropropane	ND		0.92	0.15	ug/m3			03/09/20 20:09	1
1,4-Dioxane	ND		18	0.30	ug/m3			03/09/20 20:09	1
Bromodichloromethane	ND		1.3	0.23	ug/m3			03/09/20 20:09	1
cis-1,3-Dichloropropene	ND		0.91	0.15	ug/m3			03/09/20 20:09	1
methyl isobutyl ketone	ND		2.0	0.15	ug/m3			03/09/20 20:09	1
Toluene	**3.0**		0.75	0.41	ug/m3			03/09/20 20:09	1
trans-1,3-Dichloropropene	ND		0.91	0.18	ug/m3			03/09/20 20:09	1
1,1,2-Trichloroethane	ND		1.1	0.20	ug/m3			03/09/20 20:09	1
Tetrachloroethene	**3.3**		1.4	0.22	ug/m3			03/09/20 20:09	1
Methyl Butyl Ketone (2-Hexanone)	ND		2.0	0.20	ug/m3			03/09/20 20:09	1
Dibromochloromethane	ND		1.7	0.31	ug/m3			03/09/20 20:09	1
1,2-Dibromoethane	ND		1.5	0.38	ug/m3			03/09/20 20:09	1
Chlorobenzene	ND		0.92	0.26	ug/m3			03/09/20 20:09	1
Ethylbenzene	**0.70**	**J**	0.87	0.27	ug/m3			03/09/20 20:09	1
m,p-Xylene	**2.7**		2.2	0.43	ug/m3			03/09/20 20:09	1
Xylene, o-	**0.86**	**J**	0.87	0.21	ug/m3			03/09/20 20:09	1
Xylene (total)	**3.6**		3.0	0.21	ug/m3			03/09/20 20:09	1
Styrene	ND		0.85	0.17	ug/m3			03/09/20 20:09	1
Bromoform	ND		2.1	0.50	ug/m3			03/09/20 20:09	1
Cumene	ND		0.98	0.17	ug/m3			03/09/20 20:09	1
1,1,2,2-Tetrachloroethane	ND		1.4	0.29	ug/m3			03/09/20 20:09	1
n-Propylbenzene	ND		0.98	0.19	ug/m3			03/09/20 20:09	1
4-Ethyltoluene	ND		0.98	0.20	ug/m3			03/09/20 20:09	1
1,3,5-Trimethylbenzene	ND		0.98	0.19	ug/m3			03/09/20 20:09	1
2-Chlorotoluene	ND		1.0	0.22	ug/m3			03/09/20 20:09	1
tert-Butylbenzene	ND		1.1	0.19	ug/m3			03/09/20 20:09	1
1,2,4-Trimethylbenzene	ND		0.98	0.22	ug/m3			03/09/20 20:09	1
sec-Butylbenzene	ND		1.1	0.19	ug/m3			03/09/20 20:09	1
4-Isopropyltoluene	ND		1.1	0.21	ug/m3			03/09/20 20:09	1
1,3-Dichlorobenzene	ND		1.2	0.66	ug/m3			03/09/20 20:09	1
1,4-Dichlorobenzene	ND		1.2	0.72	ug/m3			03/09/20 20:09	1
Benzyl chloride	ND		1.0	0.44	ug/m3			03/09/20 20:09	1
n-Butylbenzene	ND		1.1	0.21	ug/m3			03/09/20 20:09	1
1,2-Dichlorobenzene	ND		1.2	0.58	ug/m3			03/09/20 20:09	1
1,2,4-Trichlorobenzene	ND		3.7	1.6	ug/m3			03/09/20 20:09	1
Hexachlorobutadiene	ND		2.1	0.81	ug/m3			03/09/20 20:09	1
Naphthalene	ND		2.6	0.89	ug/m3			03/09/20 20:09	1

Client Sample ID: 7W-IA-3-2020

Lab Sample ID: 200-52827-3

Date Collected: 02/26/20 15:38
Matrix: Air
Date Received: 02/28/20 10:39
Sample Container: Summa Canister 6L

Method: TO-15 - Volatile Organic Compounds in Ambient Air

Analyte	Result	Qualifier	RL	MDL	Unit	D	Prepared	Analyzed	Dil Fac
Dichlorodifluoromethane	**1.6**	**J**	2.5	0.54	ug/m3			03/09/20 21:03	1
Freon 22	**0.94**	**J**	1.8	0.42	ug/m3			03/09/20 21:03	1

Client Sample ID: 7W-IA-3-2020

Lab Sample ID: 200-52827-3

Date Collected: 02/26/20 15:38
Matrix: Air
Date Received: 02/28/20 10:39
Sample Container: Summa Canister 6L

Method: TO-15 - Volatile Organic Compounds in Ambient Air (Continued)

Analyte	Result	Qualifier	RL	MDL	Unit	D	Prepared	Analyzed	Dil Fac
1,2-Dichlorotetrafluoroethane	ND		1.4	0.24	ug/m3			03/09/20 21:03	1
Chloromethane	**1.1**		1.0	0.23	ug/m3			03/09/20 21:03	1
n-Butane	**3.2**		1.2	0.26	ug/m3			03/09/20 21:03	1
Vinyl chloride	ND		0.51	0.11	ug/m3			03/09/20 21:03	1
1,3-Butadiene	**0.20**	**J**	0.44	0.13	ug/m3			03/09/20 21:03	1
Bromomethane	ND		0.78	0.20	ug/m3			03/09/20 21:03	1
Chloroethane	ND		1.3	0.14	ug/m3			03/09/20 21:03	1
Bromoethene(Vinyl Bromide)	ND		0.87	0.23	ug/m3			03/09/20 21:03	1
Trichlorofluoromethane	**6.2**		1.1	0.34	ug/m3			03/09/20 21:03	1
Freon TF	**0.37**	**J**	1.5	0.29	ug/m3			03/09/20 21:03	1
1,1-Dichloroethene	ND		0.79	0.15	ug/m3			03/09/20 21:03	1
Acetone	**17**		12	2.9	ug/m3			03/09/20 21:03	1
Isopropyl alcohol	**62**		12	1.2	ug/m3			03/09/20 21:03	1
Carbon disulfide	ND		1.6	0.23	ug/m3			03/09/20 21:03	1
3-Chloropropene	ND		1.6	0.20	ug/m3			03/09/20 21:03	1
Methylene Chloride	**4.0**		1.7	0.94	ug/m3			03/09/20 21:03	1
tert-Butyl alcohol	**3.1**	**J**	15	0.12	ug/m3			03/09/20 21:03	1
Methyl tert-butyl ether	ND		0.72	0.12	ug/m3			03/09/20 21:03	1
trans-1,2-Dichloroethene	ND		0.79	0.17	ug/m3			03/09/20 21:03	1
n-Hexane	**1.8**		0.70	0.70	ug/m3			03/09/20 21:03	1
1,1-Dichloroethane	ND		0.81	0.17	ug/m3			03/09/20 21:03	1
Methyl Ethyl Ketone	**1.5**		1.5	0.21	ug/m3			03/09/20 21:03	1
cis-1,2-Dichloroethene	**0.46**	**J**	0.79	0.18	ug/m3			03/09/20 21:03	1
1,2-Dichloroethene, Total	**0.46**	**J**	1.6	0.17	ug/m3			03/09/20 21:03	1
Chloroform	ND		0.98	0.16	ug/m3			03/09/20 21:03	1
Tetrahydrofuran	ND		15	0.19	ug/m3			03/09/20 21:03	1
1,1,1-Trichloroethane	ND		1.1	0.20	ug/m3			03/09/20 21:03	1
Cyclohexane	ND		0.69	0.16	ug/m3			03/09/20 21:03	1
Carbon tetrachloride	**0.36**	**J**	1.3	0.15	ug/m3			03/09/20 21:03	1
2,2,4-Trimethylpentane	ND		0.93	0.19	ug/m3			03/09/20 21:03	1
Benzene	**0.58**	**J**	0.64	0.21	ug/m3			03/09/20 21:03	1
1,2-Dichloroethane	ND		0.81	0.13	ug/m3			03/09/20 21:03	1
n-Heptane	**0.47**	**J**	0.82	0.23	ug/m3			03/09/20 21:03	1
Trichloroethene	**1.0**	**J**	1.1	0.19	ug/m3			03/09/20 21:03	1
Methyl methacrylate	**1.1**	**J**	2.0	0.14	ug/m3			03/09/20 21:03	1
1,2-Dichloropropane	ND		0.92	0.15	ug/m3			03/09/20 21:03	1
1,4-Dioxane	ND		18	0.30	ug/m3			03/09/20 21:03	1
Bromodichloromethane	ND		1.3	0.23	ug/m3			03/09/20 21:03	1
cis-1,3-Dichloropropene	ND		0.91	0.15	ug/m3			03/09/20 21:03	1
methyl isobutyl ketone	ND		2.0	0.15	ug/m3			03/09/20 21:03	1
Toluene	**1.9**		0.75	0.41	ug/m3			03/09/20 21:03	1
trans-1,3-Dichloropropene	ND		0.91	0.18	ug/m3			03/09/20 21:03	1
1,1,2-Trichloroethane	ND		1.1	0.20	ug/m3			03/09/20 21:03	1
Tetrachloroethene	**2.5**		1.4	0.22	ug/m3			03/09/20 21:03	1
Methyl Butyl Ketone (2-Hexanone)	ND		2.0	0.20	ug/m3			03/09/20 21:03	1
Dibromochloromethane	ND		1.7	0.31	ug/m3			03/09/20 21:03	1
1,2-Dibromoethane	ND		1.5	0.38	ug/m3			03/09/20 21:03	1
Chlorobenzene	ND		0.92	0.26	ug/m3			03/09/20 21:03	1

Client Sample ID: 7W-IA-3-2020

Lab Sample ID: 200-52827-3

Date Collected: 02/26/20 15:38
Matrix: Air
Date Received: 02/28/20 10:39
Sample Container: Summa Canister 6L

Method: TO-15 - Volatile Organic Compounds in Ambient Air (Continued)

Analyte	Result	Qualifier	RL	MDL	Unit	D	Prepared	Analyzed	Dil Fac
Ethylbenzene	**0.37**	**J**	0.87	0.27	ug/m3			03/09/20 21:03	1
m,p-Xylene	**1.4**	**J**	2.2	0.43	ug/m3			03/09/20 21:03	1
Xylene, o-	**0.41**	**J**	0.87	0.21	ug/m3			03/09/20 21:03	1
Xylene (total)	**1.8**	**J**	3.0	0.21	ug/m3			03/09/20 21:03	1
Styrene	ND		0.85	0.17	ug/m3			03/09/20 21:03	1
Bromoform	ND		2.1	0.50	ug/m3			03/09/20 21:03	1
Cumene	ND		0.98	0.17	ug/m3			03/09/20 21:03	1
1,1,2,2-Tetrachloroethane	ND		1.4	0.29	ug/m3			03/09/20 21:03	1
n-Propylbenzene	ND		0.98	0.19	ug/m3			03/09/20 21:03	1
4-Ethyltoluene	ND		0.98	0.20	ug/m3			03/09/20 21:03	1
1,3,5-Trimethylbenzene	ND		0.98	0.19	ug/m3			03/09/20 21:03	1
2-Chlorotoluene	ND		1.0	0.22	ug/m3			03/09/20 21:03	1
tert-Butylbenzene	ND		1.1	0.19	ug/m3			03/09/20 21:03	1
1,2,4-Trimethylbenzene	ND		0.98	0.22	ug/m3			03/09/20 21:03	1
sec-Butylbenzene	ND		1.1	0.19	ug/m3			03/09/20 21:03	1
4-Isopropyltoluene	ND		1.1	0.21	ug/m3			03/09/20 21:03	1
1,3-Dichlorobenzene	ND		1.2	0.66	ug/m3			03/09/20 21:03	1
1,4-Dichlorobenzene	ND		1.2	0.72	ug/m3			03/09/20 21:03	1
Benzyl chloride	ND		1.0	0.44	ug/m3			03/09/20 21:03	1
n-Butylbenzene	ND		1.1	0.21	ug/m3			03/09/20 21:03	1
1,2-Dichlorobenzene	ND		1.2	0.58	ug/m3			03/09/20 21:03	1
1,2,4-Trichlorobenzene	ND		3.7	1.6	ug/m3			03/09/20 21:03	1
Hexachlorobutadiene	ND		2.1	0.81	ug/m3			03/09/20 21:03	1
Naphthalene	ND		2.6	0.89	ug/m3			03/09/20 21:03	1

Client Sample ID: 7W-IA-4-2020

Lab Sample ID: 200-52827-4

Date Collected: 02/26/20 15:54
Matrix: Air
Date Received: 02/28/20 10:39
Sample Container: Summa Canister 6L

Method: TO-15 - Volatile Organic Compounds in Ambient Air

Analyte	Result	Qualifier	RL	MDL	Unit	D	Prepared	Analyzed	Dil Fac
Dichlorodifluoromethane	**1.6**	**J**	2.5	0.54	ug/m3			03/09/20 21:57	1
Freon 22	**1.3**	**J**	1.8	0.42	ug/m3			03/09/20 21:57	1
1,2-Dichlorotetrafluoroethane	ND		1.4	0.24	ug/m3			03/09/20 21:57	1
Chloromethane	**1.2**		1.0	0.23	ug/m3			03/09/20 21:57	1
n-Butane	**8.0**		1.2	0.26	ug/m3			03/09/20 21:57	1
Vinyl chloride	ND		0.51	0.11	ug/m3			03/09/20 21:57	1
1,3-Butadiene	**0.16**	**J**	0.44	0.13	ug/m3			03/09/20 21:57	1
Bromomethane	ND		0.78	0.20	ug/m3			03/09/20 21:57	1
Chloroethane	ND		1.3	0.14	ug/m3			03/09/20 21:57	1
Bromoethene(Vinyl Bromide)	ND		0.87	0.23	ug/m3			03/09/20 21:57	1
Trichlorofluoromethane	**1.7**		1.1	0.34	ug/m3			03/09/20 21:57	1
Freon TF	**0.47**	**J**	1.5	0.29	ug/m3			03/09/20 21:57	1
1,1-Dichloroethene	ND		0.79	0.15	ug/m3			03/09/20 21:57	1
Acetone	**16**		12	2.9	ug/m3			03/09/20 21:57	1
Isopropyl alcohol	**310**	**E**	12	1.2	ug/m3			03/09/20 21:57	1
Carbon disulfide	ND		1.6	0.23	ug/m3			03/09/20 21:57	1
3-Chloropropene	ND		1.6	0.20	ug/m3			03/09/20 21:57	1

Client Sample Results

Client: GHD Services Inc.
Project/Site: 058507, GM-Lockport, 256040

Job ID: 200-52827-1

Client Sample ID: 7W-IA-4-2020

Lab Sample ID: 200-52827-4

Date Collected: 02/26/20 15:54
Matrix: Air
Date Received: 02/28/20 10:39
Sample Container: Summa Canister 6L

Method: TO-15 - Volatile Organic Compounds in Ambient Air (Continued)

Analyte	Result	Qualifier	RL	MDL	Unit	D	Prepared	Analyzed	Dil Fac
Methylene Chloride	ND		1.7	0.94	ug/m3			03/09/20 21:57	1
tert-Butyl alcohol	**1.1**	**J**	15	0.12	ug/m3			03/09/20 21:57	1
Methyl tert-butyl ether	ND		0.72	0.12	ug/m3			03/09/20 21:57	1
trans-1,2-Dichloroethene	ND		0.79	0.17	ug/m3			03/09/20 21:57	1
n-Hexane	ND		0.70	0.70	ug/m3			03/09/20 21:57	1
1,1-Dichloroethane	ND		0.81	0.17	ug/m3			03/09/20 21:57	1
Methyl Ethyl Ketone	**4.0**		1.5	0.21	ug/m3			03/09/20 21:57	1
cis-1,2-Dichloroethene	**0.33**	**J**	0.79	0.18	ug/m3			03/09/20 21:57	1
1,2-Dichloroethene, Total	**0.33**	**J**	1.6	0.17	ug/m3			03/09/20 21:57	1
Chloroform	**0.18**	**J**	0.98	0.16	ug/m3			03/09/20 21:57	1
Tetrahydrofuran	**0.42**	**J**	15	0.19	ug/m3			03/09/20 21:57	1
1,1,1-Trichloroethane	ND		1.1	0.20	ug/m3			03/09/20 21:57	1
Cyclohexane	ND		0.69	0.16	ug/m3			03/09/20 21:57	1
Carbon tetrachloride	**0.33**	**J**	1.3	0.15	ug/m3			03/09/20 21:57	1
2,2,4-Trimethylpentane	ND		0.93	0.19	ug/m3			03/09/20 21:57	1
Benzene	**0.52**	**J**	0.64	0.21	ug/m3			03/09/20 21:57	1
1,2-Dichloroethane	ND		0.81	0.13	ug/m3			03/09/20 21:57	1
n-Heptane	**0.38**	**J**	0.82	0.23	ug/m3			03/09/20 21:57	1
Trichloroethene	**0.47**	**J**	1.1	0.19	ug/m3			03/09/20 21:57	1
Methyl methacrylate	**1.7**	**J**	2.0	0.14	ug/m3			03/09/20 21:57	1
1,2-Dichloropropane	ND		0.92	0.15	ug/m3			03/09/20 21:57	1
1,4-Dioxane	ND		18	0.30	ug/m3			03/09/20 21:57	1
Bromodichloromethane	ND		1.3	0.23	ug/m3			03/09/20 21:57	1
cis-1,3-Dichloropropene	ND		0.91	0.15	ug/m3			03/09/20 21:57	1
methyl isobutyl ketone	**0.83**	**J**	2.0	0.15	ug/m3			03/09/20 21:57	1
Toluene	**0.77**		0.75	0.41	ug/m3			03/09/20 21:57	1
trans-1,3-Dichloropropene	ND		0.91	0.18	ug/m3			03/09/20 21:57	1
1,1,2-Trichloroethane	ND		1.1	0.20	ug/m3			03/09/20 21:57	1
Tetrachloroethene	**2.0**		1.4	0.22	ug/m3			03/09/20 21:57	1
Methyl Butyl Ketone (2-Hexanone)	**0.45**	**J**	2.0	0.20	ug/m3			03/09/20 21:57	1
Dibromochloromethane	ND		1.7	0.31	ug/m3			03/09/20 21:57	1
1,2-Dibromoethane	ND		1.5	0.38	ug/m3			03/09/20 21:57	1
Chlorobenzene	ND		0.92	0.26	ug/m3			03/09/20 21:57	1
Ethylbenzene	**5.4**		0.87	0.27	ug/m3			03/09/20 21:57	1
m,p-Xylene	**23**		2.2	0.43	ug/m3			03/09/20 21:57	1
Xylene, o-	**6.6**		0.87	0.21	ug/m3			03/09/20 21:57	1
Xylene (total)	**30**		3.0	0.21	ug/m3			03/09/20 21:57	1
Styrene	ND		0.85	0.17	ug/m3			03/09/20 21:57	1
Bromoform	ND		2.1	0.50	ug/m3			03/09/20 21:57	1
Cumene	ND		0.98	0.17	ug/m3			03/09/20 21:57	1
1,1,2,2-Tetrachloroethane	ND		1.4	0.29	ug/m3			03/09/20 21:57	1
n-Propylbenzene	ND		0.98	0.19	ug/m3			03/09/20 21:57	1
4-Ethyltoluene	ND		0.98	0.20	ug/m3			03/09/20 21:57	1
1,3,5-Trimethylbenzene	ND		0.98	0.19	ug/m3			03/09/20 21:57	1
2-Chlorotoluene	ND		1.0	0.22	ug/m3			03/09/20 21:57	1
tert-Butylbenzene	ND		1.1	0.19	ug/m3			03/09/20 21:57	1
1,2,4-Trimethylbenzene	**0.27**	**J**	0.98	0.22	ug/m3			03/09/20 21:57	1
sec-Butylbenzene	ND		1.1	0.19	ug/m3			03/09/20 21:57	1

Client Sample Results

Client: GHD Services Inc.
Project/Site: 058507, GM-Lockport, 256040

Job ID: 200-52827-1

Client Sample ID: 7W-IA-4-2020

Lab Sample ID: 200-52827-4

Date Collected: 02/26/20 15:54
Matrix: Air
Date Received: 02/28/20 10:39
Sample Container: Summa Canister 6L

Method: TO-15 - Volatile Organic Compounds in Ambient Air (Continued)

Analyte	Result	Qualifier	RL	MDL	Unit	D	Prepared	Analyzed	Dil Fac
4-Isopropyltoluene	ND		1.1	0.21	ug/m3			03/09/20 21:57	1
1,3-Dichlorobenzene	ND		1.2	0.66	ug/m3			03/09/20 21:57	1
1,4-Dichlorobenzene	ND		1.2	0.72	ug/m3			03/09/20 21:57	1
Benzyl chloride	ND		1.0	0.44	ug/m3			03/09/20 21:57	1
n-Butylbenzene	ND		1.1	0.21	ug/m3			03/09/20 21:57	1
1,2-Dichlorobenzene	ND		1.2	0.58	ug/m3			03/09/20 21:57	1
1,2,4-Trichlorobenzene	ND		3.7	1.6	ug/m3			03/09/20 21:57	1
Hexachlorobutadiene	ND		2.1	0.81	ug/m3			03/09/20 21:57	1
Naphthalene	**0.90**	**J**	2.6	0.89	ug/m3			03/09/20 21:57	1

Method: TO-15 - Volatile Organic Compounds in Ambient Air - DL

Analyte	Result	Qualifier	RL	MDL	Unit	D	Prepared	Analyzed	Dil Fac
Dichlorodifluoromethane	ND		12	2.7	ug/m3			03/10/20 14:15	5
Freon 22	ND		8.8	2.1	ug/m3			03/10/20 14:15	5
1,2-Dichlorotetrafluoroethane	ND		7.0	1.2	ug/m3			03/10/20 14:15	5
Chloromethane	**1.5**	**J**	5.2	1.1	ug/m3			03/10/20 14:15	5
n-Butane	**8.6**		5.9	1.3	ug/m3			03/10/20 14:15	5
Vinyl chloride	ND		2.6	0.56	ug/m3			03/10/20 14:15	5
1,3-Butadiene	ND		2.2	0.63	ug/m3			03/10/20 14:15	5
Bromomethane	ND		3.9	0.99	ug/m3			03/10/20 14:15	5
Chloroethane	ND		6.6	0.71	ug/m3			03/10/20 14:15	5
Bromoethene(Vinyl Bromide)	ND		4.4	1.1	ug/m3			03/10/20 14:15	5
Trichlorofluoromethane	**2.0**	**J**	5.6	1.7	ug/m3			03/10/20 14:15	5
Freon TF	ND		7.7	1.5	ug/m3			03/10/20 14:15	5
1,1-Dichloroethene	ND		4.0	0.77	ug/m3			03/10/20 14:15	5
Acetone	**18**	**J**	59	14	ug/m3			03/10/20 14:15	5
Isopropyl alcohol	**360**		61	5.9	ug/m3			03/10/20 14:15	5
Carbon disulfide	ND		7.8	1.2	ug/m3			03/10/20 14:15	5
3-Chloropropene	ND		7.8	1.0	ug/m3			03/10/20 14:15	5
Methylene Chloride	ND		8.7	4.7	ug/m3			03/10/20 14:15	5
tert-Butyl alcohol	**1.4**	**J**	76	0.58	ug/m3			03/10/20 14:15	5
Methyl tert-butyl ether	ND		3.6	0.59	ug/m3			03/10/20 14:15	5
trans-1,2-Dichloroethene	ND		4.0	0.83	ug/m3			03/10/20 14:15	5
n-Hexane	ND		3.5	3.5	ug/m3			03/10/20 14:15	5
1,1-Dichloroethane	ND		4.0	0.83	ug/m3			03/10/20 14:15	5
Methyl Ethyl Ketone	**3.1**	**J**	7.4	1.1	ug/m3			03/10/20 14:15	5
cis-1,2-Dichloroethene	ND		4.0	0.89	ug/m3			03/10/20 14:15	5
1,2-Dichloroethene, Total	ND		7.9	0.83	ug/m3			03/10/20 14:15	5
Chloroform	ND		4.9	0.78	ug/m3			03/10/20 14:15	5
Tetrahydrofuran	ND		74	0.97	ug/m3			03/10/20 14:15	5
1,1,1-Trichloroethane	ND		5.5	0.98	ug/m3			03/10/20 14:15	5
Cyclohexane	ND		3.4	0.79	ug/m3			03/10/20 14:15	5
Carbon tetrachloride	ND		6.3	0.75	ug/m3			03/10/20 14:15	5
2,2,4-Trimethylpentane	ND		4.7	0.96	ug/m3			03/10/20 14:15	5
Benzene	ND		3.2	1.1	ug/m3			03/10/20 14:15	5
1,2-Dichloroethane	ND		4.0	0.65	ug/m3			03/10/20 14:15	5
n-Heptane	ND		4.1	1.1	ug/m3			03/10/20 14:15	5
Trichloroethene	ND		5.4	0.94	ug/m3			03/10/20 14:15	5
Methyl methacrylate	ND		10	0.68	ug/m3			03/10/20 14:15	5

Client Sample ID: 7W-IA-4-2020

Lab Sample ID: 200-52827-4

Date Collected: 02/26/20 15:54
Matrix: Air
Date Received: 02/28/20 10:39
Sample Container: Summa Canister 6L

Method: TO-15 - Volatile Organic Compounds in Ambient Air - DL (Continued)

Analyte	Result	Qualifier	RL	MDL	Unit	D	Prepared	Analyzed	Dil Fac
1,2-Dichloropropane	ND		4.6	0.76	ug/m3			03/10/20 14:15	5
1,4-Dioxane	ND		90	1.5	ug/m3			03/10/20 14:15	5
Bromodichloromethane	ND		6.7	1.2	ug/m3			03/10/20 14:15	5
cis-1,3-Dichloropropene	ND		4.5	0.73	ug/m3			03/10/20 14:15	5
methyl isobutyl ketone	ND		10	0.74	ug/m3			03/10/20 14:15	5
Toluene	ND		3.8	2.1	ug/m3			03/10/20 14:15	5
trans-1,3-Dichloropropene	ND		4.5	0.89	ug/m3			03/10/20 14:15	5
1,1,2-Trichloroethane	ND		5.5	0.98	ug/m3			03/10/20 14:15	5
Tetrachloroethene	**2.6**	**J**	6.8	1.1	ug/m3			03/10/20 14:15	5
Methyl Butyl Ketone (2-Hexanone)	ND		10	0.98	ug/m3			03/10/20 14:15	5
Dibromochloromethane	ND		8.5	1.5	ug/m3			03/10/20 14:15	5
1,2-Dibromoethane	ND		7.7	1.9	ug/m3			03/10/20 14:15	5
Chlorobenzene	ND		4.6	1.3	ug/m3			03/10/20 14:15	5
Ethylbenzene	**5.7**		4.3	1.4	ug/m3			03/10/20 14:15	5
m,p-Xylene	**25**	*****	11	2.2	ug/m3			03/10/20 14:15	5
Xylene, o-	**7.6**		4.3	1.0	ug/m3			03/10/20 14:15	5
Xylene (total)	**33**	*****	15	1.0	ug/m3			03/10/20 14:15	5
Styrene	ND	*	4.3	0.85	ug/m3			03/10/20 14:15	5
Bromoform	ND		10	2.5	ug/m3			03/10/20 14:15	5
Cumene	ND		4.9	0.86	ug/m3			03/10/20 14:15	5
1,1,2,2-Tetrachloroethane	ND	*	6.9	1.4	ug/m3			03/10/20 14:15	5
n-Propylbenzene	ND	*	4.9	0.96	ug/m3			03/10/20 14:15	5
4-Ethyltoluene	ND		4.9	1.0	ug/m3			03/10/20 14:15	5
1,3,5-Trimethylbenzene	ND		4.9	0.96	ug/m3			03/10/20 14:15	5
2-Chlorotoluene	ND	*	5.2	1.1	ug/m3			03/10/20 14:15	5
tert-Butylbenzene	ND		5.5	0.96	ug/m3			03/10/20 14:15	5
1,2,4-Trimethylbenzene	ND		4.9	1.1	ug/m3			03/10/20 14:15	5
sec-Butylbenzene	ND		5.5	0.96	ug/m3			03/10/20 14:15	5
4-Isopropyltoluene	ND		5.5	1.1	ug/m3			03/10/20 14:15	5
1,3-Dichlorobenzene	ND	*	6.0	3.3	ug/m3			03/10/20 14:15	5
1,4-Dichlorobenzene	ND		6.0	3.6	ug/m3			03/10/20 14:15	5
Benzyl chloride	ND	^ *	5.2	2.2	ug/m3			03/10/20 14:15	5
n-Butylbenzene	ND		5.5	1.1	ug/m3			03/10/20 14:15	5
1,2-Dichlorobenzene	ND		6.0	2.9	ug/m3			03/10/20 14:15	5
1,2,4-Trichlorobenzene	ND		19	8.2	ug/m3			03/10/20 14:15	5
Hexachlorobutadiene	ND		11	4.1	ug/m3			03/10/20 14:15	5
Naphthalene	ND		13	4.5	ug/m3			03/10/20 14:15	5

Client Sample ID: 7W-IA-5-2020

Lab Sample ID: 200-52827-5

Date Collected: 02/26/20 15:44
Matrix: Air
Date Received: 02/28/20 10:39
Sample Container: Summa Canister 6L

Method: TO-15 - Volatile Organic Compounds in Ambient Air

Analyte	Result	Qualifier	RL	MDL	Unit	D	Prepared	Analyzed	Dil Fac
Dichlorodifluoromethane	**1.7**	**J**	2.5	0.54	ug/m3			03/09/20 22:50	1
Freon 22	**1.6**	**J**	1.8	0.42	ug/m3			03/09/20 22:50	1
1,2-Dichlorotetrafluoroethane	ND		1.4	0.24	ug/m3			03/09/20 22:50	1
Chloromethane	**1.1**		1.0	0.23	ug/m3			03/09/20 22:50	1

Client Sample Results

Client: GHD Services Inc.
Project/Site: 058507, GM-Lockport, 256040

Job ID: 200-52827-1

Client Sample ID: 7W-IA-5-2020

Lab Sample ID: 200-52827-5

Date Collected: 02/26/20 15:44
Matrix: Air
Date Received: 02/28/20 10:39
Sample Container: Summa Canister 6L

Method: TO-15 - Volatile Organic Compounds in Ambient Air (Continued)

Analyte	Result	Qualifier	RL	MDL	Unit	D	Prepared	Analyzed	Dil Fac
n-Butane	**5.4**		1.2	0.26	ug/m3			03/09/20 22:50	1
Vinyl chloride	ND		0.51	0.11	ug/m3			03/09/20 22:50	1
1,3-Butadiene	ND		0.44	0.13	ug/m3			03/09/20 22:50	1
Bromomethane	ND		0.78	0.20	ug/m3			03/09/20 22:50	1
Chloroethane	ND		1.3	0.14	ug/m3			03/09/20 22:50	1
Bromoethene(Vinyl Bromide)	ND		0.87	0.23	ug/m3			03/09/20 22:50	1
Trichlorofluoromethane	**1.4**		1.1	0.34	ug/m3			03/09/20 22:50	1
Freon TF	**0.47**	**J**	1.5	0.29	ug/m3			03/09/20 22:50	1
1,1-Dichloroethene	ND		0.79	0.15	ug/m3			03/09/20 22:50	1
Acetone	**12**		12	2.9	ug/m3			03/09/20 22:50	1
Isopropyl alcohol	**150**	**E**	12	1.2	ug/m3			03/09/20 22:50	1
Carbon disulfide	ND		1.6	0.23	ug/m3			03/09/20 22:50	1
3-Chloropropene	ND		1.6	0.20	ug/m3			03/09/20 22:50	1
Methylene Chloride	**17**		1.7	0.94	ug/m3			03/09/20 22:50	1
tert-Butyl alcohol	**0.73**	**J**	15	0.12	ug/m3			03/09/20 22:50	1
Methyl tert-butyl ether	ND		0.72	0.12	ug/m3			03/09/20 22:50	1
trans-1,2-Dichloroethene	ND		0.79	0.17	ug/m3			03/09/20 22:50	1
n-Hexane	**2.3**		0.70	0.70	ug/m3			03/09/20 22:50	1
1,1-Dichloroethane	ND		0.81	0.17	ug/m3			03/09/20 22:50	1
Methyl Ethyl Ketone	**1.6**		1.5	0.21	ug/m3			03/09/20 22:50	1
cis-1,2-Dichloroethene	**0.66**	**J**	0.79	0.18	ug/m3			03/09/20 22:50	1
1,2-Dichloroethene, Total	**0.66**	**J**	1.6	0.17	ug/m3			03/09/20 22:50	1
Chloroform	**0.25**	**J**	0.98	0.16	ug/m3			03/09/20 22:50	1
Tetrahydrofuran	**0.45**	**J**	15	0.19	ug/m3			03/09/20 22:50	1
1,1,1-Trichloroethane	ND		1.1	0.20	ug/m3			03/09/20 22:50	1
Cyclohexane	ND		0.69	0.16	ug/m3			03/09/20 22:50	1
Carbon tetrachloride	**0.33**	**J**	1.3	0.15	ug/m3			03/09/20 22:50	1
2,2,4-Trimethylpentane	**0.20**	**J**	0.93	0.19	ug/m3			03/09/20 22:50	1
Benzene	**0.56**	**J**	0.64	0.21	ug/m3			03/09/20 22:50	1
1,2-Dichloroethane	ND		0.81	0.13	ug/m3			03/09/20 22:50	1
n-Heptane	**0.79**	**J**	0.82	0.23	ug/m3			03/09/20 22:50	1
Trichloroethene	**0.75**	**J**	1.1	0.19	ug/m3			03/09/20 22:50	1
Methyl methacrylate	**1.2**	**J**	2.0	0.14	ug/m3			03/09/20 22:50	1
1,2-Dichloropropane	ND		0.92	0.15	ug/m3			03/09/20 22:50	1
1,4-Dioxane	ND		18	0.30	ug/m3			03/09/20 22:50	1
Bromodichloromethane	ND		1.3	0.23	ug/m3			03/09/20 22:50	1
cis-1,3-Dichloropropene	ND		0.91	0.15	ug/m3			03/09/20 22:50	1
methyl isobutyl ketone	ND		2.0	0.15	ug/m3			03/09/20 22:50	1
Toluene	**1.3**		0.75	0.41	ug/m3			03/09/20 22:50	1
trans-1,3-Dichloropropene	ND		0.91	0.18	ug/m3			03/09/20 22:50	1
1,1,2-Trichloroethane	ND		1.1	0.20	ug/m3			03/09/20 22:50	1
Tetrachloroethene	**5.1**		1.4	0.22	ug/m3			03/09/20 22:50	1
Methyl Butyl Ketone (2-Hexanone)	ND		2.0	0.20	ug/m3			03/09/20 22:50	1
Dibromochloromethane	ND		1.7	0.31	ug/m3			03/09/20 22:50	1
1,2-Dibromoethane	ND		1.5	0.38	ug/m3			03/09/20 22:50	1
Chlorobenzene	ND		0.92	0.26	ug/m3			03/09/20 22:50	1
Ethylbenzene	**1.2**		0.87	0.27	ug/m3			03/09/20 22:50	1
m,p-Xylene	**4.6**		2.2	0.43	ug/m3			03/09/20 22:50	1

Client Sample Results

Client: GHD Services Inc.
Project/Site: 058507, GM-Lockport, 256040

Job ID: 200-52827-1

Client Sample ID: 7W-IA-5-2020

Lab Sample ID: 200-52827-5

Date Collected: 02/26/20 15:44
Matrix: Air
Date Received: 02/28/20 10:39
Sample Container: Summa Canister 6L

Method: TO-15 - Volatile Organic Compounds in Ambient Air (Continued)

Analyte	Result	Qualifier	RL	MDL	Unit	D	Prepared	Analyzed	Dil Fac
Xylene, o-	**1.3**		0.87	0.21	ug/m3			03/09/20 22:50	1
Xylene (total)	**5.9**		3.0	0.21	ug/m3			03/09/20 22:50	1
Styrene	ND		0.85	0.17	ug/m3			03/09/20 22:50	1
Bromoform	ND		2.1	0.50	ug/m3			03/09/20 22:50	1
Cumene	ND		0.98	0.17	ug/m3			03/09/20 22:50	1
1,1,2,2-Tetrachloroethane	ND		1.4	0.29	ug/m3			03/09/20 22:50	1
n-Propylbenzene	ND		0.98	0.19	ug/m3			03/09/20 22:50	1
4-Ethyltoluene	ND		0.98	0.20	ug/m3			03/09/20 22:50	1
1,3,5-Trimethylbenzene	ND		0.98	0.19	ug/m3			03/09/20 22:50	1
2-Chlorotoluene	ND		1.0	0.22	ug/m3			03/09/20 22:50	1
tert-Butylbenzene	ND		1.1	0.19	ug/m3			03/09/20 22:50	1
1,2,4-Trimethylbenzene	**0.32**	**J**	0.98	0.22	ug/m3			03/09/20 22:50	1
sec-Butylbenzene	ND		1.1	0.19	ug/m3			03/09/20 22:50	1
4-Isopropyltoluene	ND		1.1	0.21	ug/m3			03/09/20 22:50	1
1,3-Dichlorobenzene	ND		1.2	0.66	ug/m3			03/09/20 22:50	1
1,4-Dichlorobenzene	ND		1.2	0.72	ug/m3			03/09/20 22:50	1
Benzyl chloride	ND		1.0	0.44	ug/m3			03/09/20 22:50	1
n-Butylbenzene	**0.21**	**J**	1.1	0.21	ug/m3			03/09/20 22:50	1
1,2-Dichlorobenzene	ND		1.2	0.58	ug/m3			03/09/20 22:50	1
1,2,4-Trichlorobenzene	ND		3.7	1.6	ug/m3			03/09/20 22:50	1
Hexachlorobutadiene	ND		2.1	0.81	ug/m3			03/09/20 22:50	1
Naphthalene	ND		2.6	0.89	ug/m3			03/09/20 22:50	1

Method: TO-15 - Volatile Organic Compounds in Ambient Air - DL

Analyte	Result	Qualifier	RL	MDL	Unit	D	Prepared	Analyzed	Dil Fac
Dichlorodifluoromethane	**2.9**	**J**	9.9	2.2	ug/m3			03/11/20 12:29	4
Freon 22	**2.3**	**J**	7.1	1.7	ug/m3			03/11/20 12:29	4
1,2-Dichlorotetrafluoroethane	ND		5.6	0.98	ug/m3			03/11/20 12:29	4
Chloromethane	**1.5**	**J**	4.1	0.91	ug/m3			03/11/20 12:29	4
n-Butane	**6.6**		4.8	1.0	ug/m3			03/11/20 12:29	4
Vinyl chloride	ND		2.0	0.45	ug/m3			03/11/20 12:29	4
1,3-Butadiene	ND		1.8	0.50	ug/m3			03/11/20 12:29	4
Bromomethane	ND		3.1	0.79	ug/m3			03/11/20 12:29	4
Chloroethane	ND		5.3	0.57	ug/m3			03/11/20 12:29	4
Bromoethene(Vinyl Bromide)	ND		3.5	0.91	ug/m3			03/11/20 12:29	4
Trichlorofluoromethane	**1.8**	**J**	4.5	1.3	ug/m3			03/11/20 12:29	4
Freon TF	ND		6.1	1.2	ug/m3			03/11/20 12:29	4
1,1-Dichloroethene	ND		3.2	0.62	ug/m3			03/11/20 12:29	4
Acetone	**18**	**J**	48	11	ug/m3			03/11/20 12:29	4
Isopropyl alcohol	**170**		49	4.7	ug/m3			03/11/20 12:29	4
Carbon disulfide	ND		6.2	0.92	ug/m3			03/11/20 12:29	4
3-Chloropropene	ND		6.3	0.80	ug/m3			03/11/20 12:29	4
Methylene Chloride	**21**		6.9	3.8	ug/m3			03/11/20 12:29	4
tert-Butyl alcohol	**1.0**	**J**	61	0.46	ug/m3			03/11/20 12:29	4
Methyl tert-butyl ether	ND		2.9	0.48	ug/m3			03/11/20 12:29	4
trans-1,2-Dichloroethene	ND		3.2	0.67	ug/m3			03/11/20 12:29	4
n-Hexane	ND		2.8	2.8	ug/m3			03/11/20 12:29	4
1,1-Dichloroethane	ND		3.2	0.66	ug/m3			03/11/20 12:29	4
Methyl Ethyl Ketone	**1.7**	**J**	5.9	0.85	ug/m3			03/11/20 12:29	4

Client: GHD Services Inc.
Project/Site: 058507, GM-Lockport, 256040

Job ID: 200-52827-1

Client Sample ID: 7W-IA-5-2020

Lab Sample ID: 200-52827-5

Date Collected: 02/26/20 15:44
Matrix: Air
Date Received: 02/28/20 10:39
Sample Container: Summa Canister 6L

Method: TO-15 - Volatile Organic Compounds in Ambient Air - DL (Continued)

Analyte	Result	Qualifier	RL	MDL	Unit	D	Prepared	Analyzed	Dil Fac
cis-1,2-Dichloroethene	**0.92**	**J**	3.2	0.71	ug/m3			03/11/20 12:29	4
1,2-Dichloroethene, Total	**0.92**	**J**	6.3	0.67	ug/m3			03/11/20 12:29	4
Chloroform	ND		3.9	0.62	ug/m3			03/11/20 12:29	4
Tetrahydrofuran	ND		59	0.78	ug/m3			03/11/20 12:29	4
1,1,1-Trichloroethane	ND		4.4	0.79	ug/m3			03/11/20 12:29	4
Cyclohexane	ND		2.8	0.63	ug/m3			03/11/20 12:29	4
Carbon tetrachloride	ND		5.0	0.60	ug/m3			03/11/20 12:29	4
2,2,4-Trimethylpentane	ND		3.7	0.77	ug/m3			03/11/20 12:29	4
Benzene	ND		2.6	0.86	ug/m3			03/11/20 12:29	4
1,2-Dichloroethane	ND		3.2	0.52	ug/m3			03/11/20 12:29	4
n-Heptane	**0.92**	**J**	3.3	0.92	ug/m3			03/11/20 12:29	4
Trichloroethene	**0.76**	**J**	4.3	0.75	ug/m3			03/11/20 12:29	4
Methyl methacrylate	**1.2**	**J**	8.2	0.54	ug/m3			03/11/20 12:29	4
1,2-Dichloropropane	ND		3.7	0.61	ug/m3			03/11/20 12:29	4
1,4-Dioxane	ND		72	1.2	ug/m3			03/11/20 12:29	4
Bromodichloromethane	ND		5.4	0.94	ug/m3			03/11/20 12:29	4
cis-1,3-Dichloropropene	ND		3.6	0.58	ug/m3			03/11/20 12:29	4
methyl isobutyl ketone	ND		8.2	0.59	ug/m3			03/11/20 12:29	4
Toluene	ND		3.0	1.7	ug/m3			03/11/20 12:29	4
trans-1,3-Dichloropropene	ND		3.6	0.71	ug/m3			03/11/20 12:29	4
1,1,2-Trichloroethane	ND		4.4	0.79	ug/m3			03/11/20 12:29	4
Tetrachloroethene	**5.6**		5.4	0.90	ug/m3			03/11/20 12:29	4
Methyl Butyl Ketone (2-Hexanone)	ND		8.2	0.79	ug/m3			03/11/20 12:29	4
Dibromochloromethane	ND		6.8	1.2	ug/m3			03/11/20 12:29	4
1,2-Dibromoethane	ND		6.1	1.5	ug/m3			03/11/20 12:29	4
Chlorobenzene	ND		3.7	1.0	ug/m3			03/11/20 12:29	4
Ethylbenzene	**2.0**	**J**	3.5	1.1	ug/m3			03/11/20 12:29	4
m,p-Xylene	**5.2**	**J**	8.7	1.7	ug/m3			03/11/20 12:29	4
Xylene, o-	**2.3**	**J B**	3.5	0.83	ug/m3			03/11/20 12:29	4
Xylene (total)	**7.5**	**J B**	12	0.83	ug/m3			03/11/20 12:29	4
Styrene	ND		3.4	0.68	ug/m3			03/11/20 12:29	4
Bromoform	ND		8.3	2.0	ug/m3			03/11/20 12:29	4
Cumene	ND		3.9	0.69	ug/m3			03/11/20 12:29	4
1,1,2,2-Tetrachloroethane	ND		5.5	1.2	ug/m3			03/11/20 12:29	4
n-Propylbenzene	ND		3.9	0.77	ug/m3			03/11/20 12:29	4
4-Ethyltoluene	ND		3.9	0.81	ug/m3			03/11/20 12:29	4
1,3,5-Trimethylbenzene	ND		3.9	0.77	ug/m3			03/11/20 12:29	4
2-Chlorotoluene	ND		4.1	0.87	ug/m3			03/11/20 12:29	4
tert-Butylbenzene	ND		4.4	0.77	ug/m3			03/11/20 12:29	4
1,2,4-Trimethylbenzene	ND		3.9	0.87	ug/m3			03/11/20 12:29	4
sec-Butylbenzene	ND		4.4	0.77	ug/m3			03/11/20 12:29	4
4-Isopropyltoluene	ND		4.4	0.86	ug/m3			03/11/20 12:29	4
1,3-Dichlorobenzene	ND		4.8	2.6	ug/m3			03/11/20 12:29	4
1,4-Dichlorobenzene	ND		4.8	2.9	ug/m3			03/11/20 12:29	4
Benzyl chloride	ND		4.1	1.8	ug/m3			03/11/20 12:29	4
n-Butylbenzene	ND		4.4	0.86	ug/m3			03/11/20 12:29	4
1,2-Dichlorobenzene	ND		4.8	2.3	ug/m3			03/11/20 12:29	4
1,2,4-Trichlorobenzene	ND		15	6.5	ug/m3			03/11/20 12:29	4

Client Sample ID: 7W-IA-5-2020

Lab Sample ID: 200-52827-5
Matrix: Air

Date Collected: 02/26/20 15:44
Date Received: 02/28/20 10:39
Sample Container: Summa Canister 6L

Method: TO-15 - Volatile Organic Compounds in Ambient Air - DL (Continued)

Analyte	Result	Qualifier	RL	MDL	Unit	D	Prepared	Analyzed	Dil Fac
Hexachlorobutadiene	ND		8.5	3.2	ug/m3			03/11/20 12:29	4
Naphthalene	ND		10	3.6	ug/m3			03/11/20 12:29	4

Client Sample ID: 7E-IA-1-2020

Lab Sample ID: 200-52827-6
Matrix: Air

Date Collected: 02/26/20 15:49
Date Received: 02/28/20 10:39
Sample Container: Summa Canister 6L

Method: TO-15 - Volatile Organic Compounds in Ambient Air

Analyte	Result	Qualifier	RL	MDL	Unit	D	Prepared	Analyzed	Dil Fac
Dichlorodifluoromethane	**1.6**	**J**	2.5	0.54	ug/m3			03/09/20 23:44	1
Freon 22	**1.7**	**J**	1.8	0.42	ug/m3			03/09/20 23:44	1
1,2-Dichlorotetrafluoroethane	ND		1.4	0.24	ug/m3			03/09/20 23:44	1
Chloromethane	**1.1**		1.0	0.23	ug/m3			03/09/20 23:44	1
n-Butane	**4.0**		1.2	0.26	ug/m3			03/09/20 23:44	1
Vinyl chloride	**0.29**	**J**	0.51	0.11	ug/m3			03/09/20 23:44	1
1,3-Butadiene	ND		0.44	0.13	ug/m3			03/09/20 23:44	1
Bromomethane	ND		0.78	0.20	ug/m3			03/09/20 23:44	1
Chloroethane	ND		1.3	0.14	ug/m3			03/09/20 23:44	1
Bromoethene(Vinyl Bromide)	ND		0.87	0.23	ug/m3			03/09/20 23:44	1
Trichlorofluoromethane	**2.8**		1.1	0.34	ug/m3			03/09/20 23:44	1
Freon TF	**0.62**	**J**	1.5	0.29	ug/m3			03/09/20 23:44	1
1,1-Dichloroethene	ND		0.79	0.15	ug/m3			03/09/20 23:44	1
Acetone	**12**		12	2.9	ug/m3			03/09/20 23:44	1
Isopropyl alcohol	**18**		12	1.2	ug/m3			03/09/20 23:44	1
Carbon disulfide	ND		1.6	0.23	ug/m3			03/09/20 23:44	1
3-Chloropropene	ND		1.6	0.20	ug/m3			03/09/20 23:44	1
Methylene Chloride	**5.1**		1.7	0.94	ug/m3			03/09/20 23:44	1
tert-Butyl alcohol	**1.3**	**J**	15	0.12	ug/m3			03/09/20 23:44	1
Methyl tert-butyl ether	ND		0.72	0.12	ug/m3			03/09/20 23:44	1
trans-1,2-Dichloroethene	ND		0.79	0.17	ug/m3			03/09/20 23:44	1
n-Hexane	**0.88**		0.70	0.70	ug/m3			03/09/20 23:44	1
1,1-Dichloroethane	ND		0.81	0.17	ug/m3			03/09/20 23:44	1
Methyl Ethyl Ketone	**2.9**		1.5	0.21	ug/m3			03/09/20 23:44	1
cis-1,2-Dichloroethene	**3.5**		0.79	0.18	ug/m3			03/09/20 23:44	1
1,2-Dichloroethene, Total	**3.5**		1.6	0.17	ug/m3			03/09/20 23:44	1
Chloroform	ND		0.98	0.16	ug/m3			03/09/20 23:44	1
Tetrahydrofuran	ND		15	0.19	ug/m3			03/09/20 23:44	1
1,1,1-Trichloroethane	ND		1.1	0.20	ug/m3			03/09/20 23:44	1
Cyclohexane	ND		0.69	0.16	ug/m3			03/09/20 23:44	1
Carbon tetrachloride	**0.32**	**J**	1.3	0.15	ug/m3			03/09/20 23:44	1
2,2,4-Trimethylpentane	ND		0.93	0.19	ug/m3			03/09/20 23:44	1
Benzene	**0.63**	**J**	0.64	0.21	ug/m3			03/09/20 23:44	1
1,2-Dichloroethane	ND		0.81	0.13	ug/m3			03/09/20 23:44	1
n-Heptane	**0.37**	**J**	0.82	0.23	ug/m3			03/09/20 23:44	1
Trichloroethene	**2.2**		1.1	0.19	ug/m3			03/09/20 23:44	1
Methyl methacrylate	**19**		2.0	0.14	ug/m3			03/09/20 23:44	1
1,2-Dichloropropane	ND		0.92	0.15	ug/m3			03/09/20 23:44	1
1,4-Dioxane	ND		18	0.30	ug/m3			03/09/20 23:44	1

Client Sample ID: 7E-IA-1-2020

Lab Sample ID: 200-52827-6

Date Collected: 02/26/20 15:49
Matrix: Air
Date Received: 02/28/20 10:39
Sample Container: Summa Canister 6L

Method: TO-15 - Volatile Organic Compounds in Ambient Air (Continued)

Analyte	Result	Qualifier	RL	MDL	Unit	D	Prepared	Analyzed	Dil Fac
Bromodichloromethane	ND		1.3	0.23	ug/m3			03/09/20 23:44	1
cis-1,3-Dichloropropene	ND		0.91	0.15	ug/m3			03/09/20 23:44	1
methyl isobutyl ketone	ND		2.0	0.15	ug/m3			03/09/20 23:44	1
Toluene	**2.3**		0.75	0.41	ug/m3			03/09/20 23:44	1
trans-1,3-Dichloropropene	ND		0.91	0.18	ug/m3			03/09/20 23:44	1
1,1,2-Trichloroethane	ND		1.1	0.20	ug/m3			03/09/20 23:44	1
Tetrachloroethene	**1.9**		1.4	0.22	ug/m3			03/09/20 23:44	1
Methyl Butyl Ketone (2-Hexanone)	**0.36**	**J**	2.0	0.20	ug/m3			03/09/20 23:44	1
Dibromochloromethane	ND		1.7	0.31	ug/m3			03/09/20 23:44	1
1,2-Dibromoethane	ND		1.5	0.38	ug/m3			03/09/20 23:44	1
Chlorobenzene	ND		0.92	0.26	ug/m3			03/09/20 23:44	1
Ethylbenzene	**0.37**	**J**	0.87	0.27	ug/m3			03/09/20 23:44	1
m,p-Xylene	**1.6**	**J**	2.2	0.43	ug/m3			03/09/20 23:44	1
Xylene, o-	**0.84**	**J**	0.87	0.21	ug/m3			03/09/20 23:44	1
Xylene (total)	**2.4**	**J**	3.0	0.21	ug/m3			03/09/20 23:44	1
Styrene	ND		0.85	0.17	ug/m3			03/09/20 23:44	1
Bromoform	ND		2.1	0.50	ug/m3			03/09/20 23:44	1
Cumene	**0.37**	**J**	0.98	0.17	ug/m3			03/09/20 23:44	1
1,1,2,2-Tetrachloroethane	ND		1.4	0.29	ug/m3			03/09/20 23:44	1
n-Propylbenzene	**1.1**		0.98	0.19	ug/m3			03/09/20 23:44	1
4-Ethyltoluene	**1.4**		0.98	0.20	ug/m3			03/09/20 23:44	1
1,3,5-Trimethylbenzene	**1.7**		0.98	0.19	ug/m3			03/09/20 23:44	1
2-Chlorotoluene	ND		1.0	0.22	ug/m3			03/09/20 23:44	1
tert-Butylbenzene	ND		1.1	0.19	ug/m3			03/09/20 23:44	1
1,2,4-Trimethylbenzene	**6.2**		0.98	0.22	ug/m3			03/09/20 23:44	1
sec-Butylbenzene	**0.97**	**J**	1.1	0.19	ug/m3			03/09/20 23:44	1
4-Isopropyltoluene	**0.73**	**J**	1.1	0.21	ug/m3			03/09/20 23:44	1
1,3-Dichlorobenzene	ND		1.2	0.66	ug/m3			03/09/20 23:44	1
1,4-Dichlorobenzene	ND		1.2	0.72	ug/m3			03/09/20 23:44	1
Benzyl chloride	ND		1.0	0.44	ug/m3			03/09/20 23:44	1
n-Butylbenzene	**0.87**	**J**	1.1	0.21	ug/m3			03/09/20 23:44	1
1,2-Dichlorobenzene	ND		1.2	0.58	ug/m3			03/09/20 23:44	1
1,2,4-Trichlorobenzene	ND		3.7	1.6	ug/m3			03/09/20 23:44	1
Hexachlorobutadiene	ND		2.1	0.81	ug/m3			03/09/20 23:44	1
Naphthalene	**1.5**	**J**	2.6	0.89	ug/m3			03/09/20 23:44	1

Client Sample ID: 7E-IA-2-2020

Lab Sample ID: 200-52827-7

Date Collected: 02/26/20 15:51
Matrix: Air
Date Received: 02/28/20 10:39
Sample Container: Summa Canister 6L

Method: TO-15 - Volatile Organic Compounds in Ambient Air

Analyte	Result	Qualifier	RL	MDL	Unit	D	Prepared	Analyzed	Dil Fac
Dichlorodifluoromethane	**1.5**	**J**	2.5	0.54	ug/m3			03/10/20 00:38	1
Freon 22	**3.6**		1.8	0.42	ug/m3			03/10/20 00:38	1
1,2-Dichlorotetrafluoroethane	ND		1.4	0.24	ug/m3			03/10/20 00:38	1
Chloromethane	**1.1**		1.0	0.23	ug/m3			03/10/20 00:38	1
n-Butane	**2.9**		1.2	0.26	ug/m3			03/10/20 00:38	1
Vinyl chloride	ND		0.51	0.11	ug/m3			03/10/20 00:38	1

Client Sample Results

Client: GHD Services Inc.
Project/Site: 058507, GM-Lockport, 256040

Job ID: 200-52827-1

Client Sample ID: 7E-IA-2-2020

Lab Sample ID: 200-52827-7

Date Collected: 02/26/20 15:51
Matrix: Air
Date Received: 02/28/20 10:39
Sample Container: Summa Canister 6L

Method: TO-15 - Volatile Organic Compounds in Ambient Air (Continued)

Analyte	Result	Qualifier	RL	MDL	Unit	D	Prepared	Analyzed	Dil Fac
1,3-Butadiene	ND		0.44	0.13	ug/m3			03/10/20 00:38	1
Bromomethane	ND		0.78	0.20	ug/m3			03/10/20 00:38	1
Chloroethane	ND		1.3	0.14	ug/m3			03/10/20 00:38	1
Bromoethene(Vinyl Bromide)	ND		0.87	0.23	ug/m3			03/10/20 00:38	1
Trichlorofluoromethane	**1.3**		1.1	0.34	ug/m3			03/10/20 00:38	1
Freon TF	**0.65**	**J**	1.5	0.29	ug/m3			03/10/20 00:38	1
1,1-Dichloroethene	ND		0.79	0.15	ug/m3			03/10/20 00:38	1
Acetone	**12**		12	2.9	ug/m3			03/10/20 00:38	1
Isopropyl alcohol	**15**		12	1.2	ug/m3			03/10/20 00:38	1
Carbon disulfide	ND		1.6	0.23	ug/m3			03/10/20 00:38	1
3-Chloropropene	ND		1.6	0.20	ug/m3			03/10/20 00:38	1
Methylene Chloride	**1.2**	**J**	1.7	0.94	ug/m3			03/10/20 00:38	1
tert-Butyl alcohol	**1.5**	**J**	15	0.12	ug/m3			03/10/20 00:38	1
Methyl tert-butyl ether	ND		0.72	0.12	ug/m3			03/10/20 00:38	1
trans-1,2-Dichloroethene	ND		0.79	0.17	ug/m3			03/10/20 00:38	1
n-Hexane	ND		0.70	0.70	ug/m3			03/10/20 00:38	1
1,1-Dichloroethane	ND		0.81	0.17	ug/m3			03/10/20 00:38	1
Methyl Ethyl Ketone	**12**		1.5	0.21	ug/m3			03/10/20 00:38	1
cis-1,2-Dichloroethene	**1.2**		0.79	0.18	ug/m3			03/10/20 00:38	1
1,2-Dichloroethene, Total	**1.2**	**J**	1.6	0.17	ug/m3			03/10/20 00:38	1
Chloroform	ND		0.98	0.16	ug/m3			03/10/20 00:38	1
Tetrahydrofuran	**0.79**	**J**	15	0.19	ug/m3			03/10/20 00:38	1
1,1,1-Trichloroethane	ND		1.1	0.20	ug/m3			03/10/20 00:38	1
Cyclohexane	ND		0.69	0.16	ug/m3			03/10/20 00:38	1
Carbon tetrachloride	**0.33**	**J**	1.3	0.15	ug/m3			03/10/20 00:38	1
2,2,4-Trimethylpentane	ND		0.93	0.19	ug/m3			03/10/20 00:38	1
Benzene	**0.46**	**J**	0.64	0.21	ug/m3			03/10/20 00:38	1
1,2-Dichloroethane	ND		0.81	0.13	ug/m3			03/10/20 00:38	1
n-Heptane	**0.35**	**J**	0.82	0.23	ug/m3			03/10/20 00:38	1
Trichloroethene	**1.6**		1.1	0.19	ug/m3			03/10/20 00:38	1
Methyl methacrylate	**55**		2.0	0.14	ug/m3			03/10/20 00:38	1
1,2-Dichloropropane	ND		0.92	0.15	ug/m3			03/10/20 00:38	1
1,4-Dioxane	ND		18	0.30	ug/m3			03/10/20 00:38	1
Bromodichloromethane	ND		1.3	0.23	ug/m3			03/10/20 00:38	1
cis-1,3-Dichloropropene	ND		0.91	0.15	ug/m3			03/10/20 00:38	1
methyl isobutyl ketone	**3.3**		2.0	0.15	ug/m3			03/10/20 00:38	1
Toluene	**1.5**		0.75	0.41	ug/m3			03/10/20 00:38	1
trans-1,3-Dichloropropene	ND		0.91	0.18	ug/m3			03/10/20 00:38	1
1,1,2-Trichloroethane	ND		1.1	0.20	ug/m3			03/10/20 00:38	1
Tetrachloroethene	**1.5**		1.4	0.22	ug/m3			03/10/20 00:38	1
Methyl Butyl Ketone (2-Hexanone)	**0.77**	**J**	2.0	0.20	ug/m3			03/10/20 00:38	1
Dibromochloromethane	ND		1.7	0.31	ug/m3			03/10/20 00:38	1
1,2-Dibromoethane	ND		1.5	0.38	ug/m3			03/10/20 00:38	1
Chlorobenzene	ND		0.92	0.26	ug/m3			03/10/20 00:38	1
Ethylbenzene	**0.39**	**J**	0.87	0.27	ug/m3			03/10/20 00:38	1
m,p-Xylene	**1.3**	**J**	2.2	0.43	ug/m3			03/10/20 00:38	1
Xylene, o-	**0.31**	**J**	0.87	0.21	ug/m3			03/10/20 00:38	1
Xylene (total)	**1.6**	**J**	3.0	0.21	ug/m3			03/10/20 00:38	1

Client Sample ID: 7E-IA-2-2020

Lab Sample ID: 200-52827-7

Date Collected: 02/26/20 15:51
Matrix: Air
Date Received: 02/28/20 10:39
Sample Container: Summa Canister 6L

Method: TO-15 - Volatile Organic Compounds in Ambient Air (Continued)

Analyte	Result	Qualifier	RL	MDL	Unit	D	Prepared	Analyzed	Dil Fac
Styrene	ND		0.85	0.17	ug/m3			03/10/20 00:38	1
Bromoform	ND		2.1	0.50	ug/m3			03/10/20 00:38	1
Cumene	ND		0.98	0.17	ug/m3			03/10/20 00:38	1
1,1,2,2-Tetrachloroethane	ND		1.4	0.29	ug/m3			03/10/20 00:38	1
n-Propylbenzene	ND		0.98	0.19	ug/m3			03/10/20 00:38	1
4-Ethyltoluene	ND		0.98	0.20	ug/m3			03/10/20 00:38	1
1,3,5-Trimethylbenzene	ND		0.98	0.19	ug/m3			03/10/20 00:38	1
2-Chlorotoluene	ND		1.0	0.22	ug/m3			03/10/20 00:38	1
tert-Butylbenzene	ND		1.1	0.19	ug/m3			03/10/20 00:38	1
1,2,4-Trimethylbenzene	**0.32**	**J**	0.98	0.22	ug/m3			03/10/20 00:38	1
sec-Butylbenzene	ND		1.1	0.19	ug/m3			03/10/20 00:38	1
4-Isopropyltoluene	**0.85**	**J**	1.1	0.21	ug/m3			03/10/20 00:38	1
1,3-Dichlorobenzene	ND		1.2	0.66	ug/m3			03/10/20 00:38	1
1,4-Dichlorobenzene	ND		1.2	0.72	ug/m3			03/10/20 00:38	1
Benzyl chloride	ND		1.0	0.44	ug/m3			03/10/20 00:38	1
n-Butylbenzene	ND		1.1	0.21	ug/m3			03/10/20 00:38	1
1,2-Dichlorobenzene	ND		1.2	0.58	ug/m3			03/10/20 00:38	1
1,2,4-Trichlorobenzene	ND		3.7	1.6	ug/m3			03/10/20 00:38	1
Hexachlorobutadiene	ND		2.1	0.81	ug/m3			03/10/20 00:38	1
Naphthalene	**0.97**	**J**	2.6	0.89	ug/m3			03/10/20 00:38	1

Client Sample ID: OA-2-2020

Lab Sample ID: 200-52827-8

Date Collected: 02/26/20 16:10
Matrix: Air
Date Received: 02/28/20 10:39
Sample Container: Summa Canister 6L

Method: TO-15 - Volatile Organic Compounds in Ambient Air

Analyte	Result	Qualifier	RL	MDL	Unit	D	Prepared	Analyzed	Dil Fac
Dichlorodifluoromethane	**1.5**	**J**	2.5	0.54	ug/m3			03/10/20 01:32	1
Freon 22	**0.75**	**J**	1.8	0.42	ug/m3			03/10/20 01:32	1
1,2-Dichlorotetrafluoroethane	ND		1.4	0.24	ug/m3			03/10/20 01:32	1
Chloromethane	**1.0**		1.0	0.23	ug/m3			03/10/20 01:32	1
n-Butane	**1.4**		1.2	0.26	ug/m3			03/10/20 01:32	1
Vinyl chloride	ND		0.51	0.11	ug/m3			03/10/20 01:32	1
1,3-Butadiene	ND		0.44	0.13	ug/m3			03/10/20 01:32	1
Bromomethane	ND		0.78	0.20	ug/m3			03/10/20 01:32	1
Chloroethane	ND		1.3	0.14	ug/m3			03/10/20 01:32	1
Bromoethene(Vinyl Bromide)	ND		0.87	0.23	ug/m3			03/10/20 01:32	1
Trichlorofluoromethane	**1.0**	**J**	1.1	0.34	ug/m3			03/10/20 01:32	1
Freon TF	**0.39**	**J**	1.5	0.29	ug/m3			03/10/20 01:32	1
1,1-Dichloroethene	ND		0.79	0.15	ug/m3			03/10/20 01:32	1
Acetone	**5.6**	**J**	12	2.9	ug/m3			03/10/20 01:32	1
Isopropyl alcohol	**4.0**	**J**	12	1.2	ug/m3			03/10/20 01:32	1
Carbon disulfide	ND		1.6	0.23	ug/m3			03/10/20 01:32	1
3-Chloropropene	ND		1.6	0.20	ug/m3			03/10/20 01:32	1
Methylene Chloride	ND		1.7	0.94	ug/m3			03/10/20 01:32	1
tert-Butyl alcohol	**0.29**	**J**	15	0.12	ug/m3			03/10/20 01:32	1
Methyl tert-butyl ether	ND		0.72	0.12	ug/m3			03/10/20 01:32	1
trans-1,2-Dichloroethene	ND		0.79	0.17	ug/m3			03/10/20 01:32	1

Client Sample Results

Client: GHD Services Inc.
Project/Site: 058507, GM-Lockport, 256040

Job ID: 200-52827-1

Client Sample ID: OA-2-2020

Lab Sample ID: 200-52827-8

Date Collected: 02/26/20 16:10
Matrix: Air
Date Received: 02/28/20 10:39
Sample Container: Summa Canister 6L

Method: TO-15 - Volatile Organic Compounds in Ambient Air (Continued)

Analyte	Result	Qualifier	RL	MDL	Unit	D	Prepared	Analyzed	Dil Fac
n-Hexane	ND		0.70	0.70	ug/m3			03/10/20 01:32	1
1,1-Dichloroethane	ND		0.81	0.17	ug/m3			03/10/20 01:32	1
Methyl Ethyl Ketone	**5.6**		1.5	0.21	ug/m3			03/10/20 01:32	1
cis-1,2-Dichloroethene	ND		0.79	0.18	ug/m3			03/10/20 01:32	1
1,2-Dichloroethene, Total	ND		1.6	0.17	ug/m3			03/10/20 01:32	1
Chloroform	ND		0.98	0.16	ug/m3			03/10/20 01:32	1
Tetrahydrofuran	**0.47**	**J**	15	0.19	ug/m3			03/10/20 01:32	1
1,1,1-Trichloroethane	ND		1.1	0.20	ug/m3			03/10/20 01:32	1
Cyclohexane	ND		0.69	0.16	ug/m3			03/10/20 01:32	1
Carbon tetrachloride	**0.29**	**J**	1.3	0.15	ug/m3			03/10/20 01:32	1
2,2,4-Trimethylpentane	ND		0.93	0.19	ug/m3			03/10/20 01:32	1
Benzene	**0.40**	**J**	0.64	0.21	ug/m3			03/10/20 01:32	1
1,2-Dichloroethane	ND		0.81	0.13	ug/m3			03/10/20 01:32	1
n-Heptane	ND		0.82	0.23	ug/m3			03/10/20 01:32	1
Trichloroethene	ND		1.1	0.19	ug/m3			03/10/20 01:32	1
Methyl methacrylate	ND		2.0	0.14	ug/m3			03/10/20 01:32	1
1,2-Dichloropropane	ND		0.92	0.15	ug/m3			03/10/20 01:32	1
1,4-Dioxane	ND		18	0.30	ug/m3			03/10/20 01:32	1
Bromodichloromethane	ND		1.3	0.23	ug/m3			03/10/20 01:32	1
cis-1,3-Dichloropropene	ND		0.91	0.15	ug/m3			03/10/20 01:32	1
methyl isobutyl ketone	**1.2**	**J**	2.0	0.15	ug/m3			03/10/20 01:32	1
Toluene	ND		0.75	0.41	ug/m3			03/10/20 01:32	1
trans-1,3-Dichloropropene	ND		0.91	0.18	ug/m3			03/10/20 01:32	1
1,1,2-Trichloroethane	ND		1.1	0.20	ug/m3			03/10/20 01:32	1
Tetrachloroethene	ND		1.4	0.22	ug/m3			03/10/20 01:32	1
Methyl Butyl Ketone (2-Hexanone)	**0.42**	**J**	2.0	0.20	ug/m3			03/10/20 01:32	1
Dibromochloromethane	ND		1.7	0.31	ug/m3			03/10/20 01:32	1
1,2-Dibromoethane	ND		1.5	0.38	ug/m3			03/10/20 01:32	1
Chlorobenzene	ND		0.92	0.26	ug/m3			03/10/20 01:32	1
Ethylbenzene	ND		0.87	0.27	ug/m3			03/10/20 01:32	1
m,p-Xylene	ND		2.2	0.43	ug/m3			03/10/20 01:32	1
Xylene, o-	ND		0.87	0.21	ug/m3			03/10/20 01:32	1
Xylene (total)	ND		3.0	0.21	ug/m3			03/10/20 01:32	1
Styrene	ND		0.85	0.17	ug/m3			03/10/20 01:32	1
Bromoform	ND		2.1	0.50	ug/m3			03/10/20 01:32	1
Cumene	ND		0.98	0.17	ug/m3			03/10/20 01:32	1
1,1,2,2-Tetrachloroethane	ND		1.4	0.29	ug/m3			03/10/20 01:32	1
n-Propylbenzene	ND		0.98	0.19	ug/m3			03/10/20 01:32	1
4-Ethyltoluene	ND		0.98	0.20	ug/m3			03/10/20 01:32	1
1,3,5-Trimethylbenzene	ND		0.98	0.19	ug/m3			03/10/20 01:32	1
2-Chlorotoluene	ND		1.0	0.22	ug/m3			03/10/20 01:32	1
tert-Butylbenzene	ND		1.1	0.19	ug/m3			03/10/20 01:32	1
1,2,4-Trimethylbenzene	ND		0.98	0.22	ug/m3			03/10/20 01:32	1
sec-Butylbenzene	ND		1.1	0.19	ug/m3			03/10/20 01:32	1
4-Isopropyltoluene	**0.44**	**J**	1.1	0.21	ug/m3			03/10/20 01:32	1
1,3-Dichlorobenzene	ND		1.2	0.66	ug/m3			03/10/20 01:32	1
1,4-Dichlorobenzene	ND		1.2	0.72	ug/m3			03/10/20 01:32	1
Benzyl chloride	ND		1.0	0.44	ug/m3			03/10/20 01:32	1

Client Sample Results

Client: GHD Services Inc.
Project/Site: 058507, GM-Lockport, 256040

Job ID: 200-52827-1

Client Sample ID: OA-2-2020

Lab Sample ID: 200-52827-8

Date Collected: 02/26/20 16:10
Matrix: Air
Date Received: 02/28/20 10:39
Sample Container: Summa Canister 6L

Method: TO-15 - Volatile Organic Compounds in Ambient Air (Continued)

Analyte	Result	Qualifier	RL	MDL	Unit	D	Prepared	Analyzed	Dil Fac
n-Butylbenzene	ND		1.1	0.21	ug/m3			03/10/20 01:32	1
1,2-Dichlorobenzene	ND		1.2	0.58	ug/m3			03/10/20 01:32	1
1,2,4-Trichlorobenzene	ND		3.7	1.6	ug/m3			03/10/20 01:32	1
Hexachlorobutadiene	ND		2.1	0.81	ug/m3			03/10/20 01:32	1
Naphthalene	ND		2.6	0.89	ug/m3			03/10/20 01:32	1

Method: TO-15 - Volatile Organic Compounds in Ambient Air

Lab Sample ID: MB 200-153055/4
Matrix: Air
Analysis Batch: 153055

Client Sample ID: Method Blank
Prep Type: Total/NA

Analyte	MB Result	MB Qualifier	RL	MDL	Unit	D	Prepared	Analyzed	Dil Fac
Dichlorodifluoromethane	ND		2.5	0.54	ug/m3			03/09/20 16:28	1
Freon 22	ND		1.8	0.42	ug/m3			03/09/20 16:28	1
1,2-Dichlorotetrafluoroethane	ND		1.4	0.24	ug/m3			03/09/20 16:28	1
Chloromethane	ND		1.0	0.23	ug/m3			03/09/20 16:28	1
n-Butane	ND		1.2	0.26	ug/m3			03/09/20 16:28	1
Vinyl chloride	ND		0.51	0.11	ug/m3			03/09/20 16:28	1
1,3-Butadiene	ND		0.44	0.13	ug/m3			03/09/20 16:28	1
Bromomethane	ND		0.78	0.20	ug/m3			03/09/20 16:28	1
Chloroethane	ND		1.3	0.14	ug/m3			03/09/20 16:28	1
Bromoethene(Vinyl Bromide)	ND		0.87	0.23	ug/m3			03/09/20 16:28	1
Trichlorofluoromethane	ND		1.1	0.34	ug/m3			03/09/20 16:28	1
Freon TF	ND		1.5	0.29	ug/m3			03/09/20 16:28	1
1,1-Dichloroethene	ND		0.79	0.15	ug/m3			03/09/20 16:28	1
Acetone	ND		12	2.9	ug/m3			03/09/20 16:28	1
Isopropyl alcohol	ND		12	1.2	ug/m3			03/09/20 16:28	1
Carbon disulfide	ND		1.6	0.23	ug/m3			03/09/20 16:28	1
3-Chloropropene	ND		1.6	0.20	ug/m3			03/09/20 16:28	1
Methylene Chloride	ND		1.7	0.94	ug/m3			03/09/20 16:28	1
tert-Butyl alcohol	ND		15	0.12	ug/m3			03/09/20 16:28	1
Methyl tert-butyl ether	ND		0.72	0.12	ug/m3			03/09/20 16:28	1
trans-1,2-Dichloroethene	ND		0.79	0.17	ug/m3			03/09/20 16:28	1
n-Hexane	ND		0.70	0.70	ug/m3			03/09/20 16:28	1
1,1-Dichloroethane	ND		0.81	0.17	ug/m3			03/09/20 16:28	1
Methyl Ethyl Ketone	ND		1.5	0.21	ug/m3			03/09/20 16:28	1
cis-1,2-Dichloroethene	ND		0.79	0.18	ug/m3			03/09/20 16:28	1
1,2-Dichloroethene, Total	ND		1.6	0.17	ug/m3			03/09/20 16:28	1
Chloroform	ND		0.98	0.16	ug/m3			03/09/20 16:28	1
Tetrahydrofuran	ND		15	0.19	ug/m3			03/09/20 16:28	1
1,1,1-Trichloroethane	ND		1.1	0.20	ug/m3			03/09/20 16:28	1
Cyclohexane	ND		0.69	0.16	ug/m3			03/09/20 16:28	1
Carbon tetrachloride	ND		1.3	0.15	ug/m3			03/09/20 16:28	1
2,2,4-Trimethylpentane	ND		0.93	0.19	ug/m3			03/09/20 16:28	1
Benzene	ND		0.64	0.21	ug/m3			03/09/20 16:28	1
1,2-Dichloroethane	ND		0.81	0.13	ug/m3			03/09/20 16:28	1
n-Heptane	ND		0.82	0.23	ug/m3			03/09/20 16:28	1
Trichloroethene	ND		1.1	0.19	ug/m3			03/09/20 16:28	1
Methyl methacrylate	ND		2.0	0.14	ug/m3			03/09/20 16:28	1
1,2-Dichloropropane	ND		0.92	0.15	ug/m3			03/09/20 16:28	1
1,4-Dioxane	ND		18	0.30	ug/m3			03/09/20 16:28	1
Bromodichloromethane	ND		1.3	0.23	ug/m3			03/09/20 16:28	1
cis-1,3-Dichloropropene	ND		0.91	0.15	ug/m3			03/09/20 16:28	1
methyl isobutyl ketone	ND		2.0	0.15	ug/m3			03/09/20 16:28	1
Toluene	ND		0.75	0.41	ug/m3			03/09/20 16:28	1
trans-1,3-Dichloropropene	ND		0.91	0.18	ug/m3			03/09/20 16:28	1
1,1,2-Trichloroethane	ND		1.1	0.20	ug/m3			03/09/20 16:28	1
Tetrachloroethene	ND		1.4	0.22	ug/m3			03/09/20 16:28	1
Methyl Butyl Ketone (2-Hexanone)	ND		2.0	0.20	ug/m3			03/09/20 16:28	1
Dibromochloromethane	ND		1.7	0.31	ug/m3			03/09/20 16:28	1

Method: TO-15 - Volatile Organic Compounds in Ambient Air (Continued)

Lab Sample ID: MB 200-153055/4
Matrix: Air
Analysis Batch: 153055

Client Sample ID: Method Blank
Prep Type: Total/NA

Analyte	MB Result	MB Qualifier	RL	MDL	Unit	D	Prepared	Analyzed	Dil Fac
1,2-Dibromoethane	ND		1.5	0.38	ug/m3			03/09/20 16:28	1
Chlorobenzene	ND		0.92	0.26	ug/m3			03/09/20 16:28	1
Ethylbenzene	ND		0.87	0.27	ug/m3			03/09/20 16:28	1
m,p-Xylene	ND		2.2	0.43	ug/m3			03/09/20 16:28	1
Xylene, o-	ND		0.87	0.21	ug/m3			03/09/20 16:28	1
Xylene (total)	ND		3.0	0.21	ug/m3			03/09/20 16:28	1
Styrene	ND		0.85	0.17	ug/m3			03/09/20 16:28	1
Bromoform	ND		2.1	0.50	ug/m3			03/09/20 16:28	1
Cumene	ND		0.98	0.17	ug/m3			03/09/20 16:28	1
1,1,2,2-Tetrachloroethane	ND		1.4	0.29	ug/m3			03/09/20 16:28	1
n-Propylbenzene	ND		0.98	0.19	ug/m3			03/09/20 16:28	1
4-Ethyltoluene	ND		0.98	0.20	ug/m3			03/09/20 16:28	1
1,3,5-Trimethylbenzene	ND		0.98	0.19	ug/m3			03/09/20 16:28	1
2-Chlorotoluene	ND		1.0	0.22	ug/m3			03/09/20 16:28	1
tert-Butylbenzene	ND		1.1	0.19	ug/m3			03/09/20 16:28	1
1,2,4-Trimethylbenzene	ND		0.98	0.22	ug/m3			03/09/20 16:28	1
sec-Butylbenzene	ND		1.1	0.19	ug/m3			03/09/20 16:28	1
4-Isopropyltoluene	ND		1.1	0.21	ug/m3			03/09/20 16:28	1
1,3-Dichlorobenzene	ND		1.2	0.66	ug/m3			03/09/20 16:28	1
1,4-Dichlorobenzene	ND		1.2	0.72	ug/m3			03/09/20 16:28	1
Benzyl chloride	ND		1.0	0.44	ug/m3			03/09/20 16:28	1
n-Butylbenzene	ND		1.1	0.21	ug/m3			03/09/20 16:28	1
1,2-Dichlorobenzene	ND		1.2	0.58	ug/m3			03/09/20 16:28	1
1,2,4-Trichlorobenzene	ND		3.7	1.6	ug/m3			03/09/20 16:28	1
Hexachlorobutadiene	ND		2.1	0.81	ug/m3			03/09/20 16:28	1
Naphthalene	ND		2.6	0.89	ug/m3			03/09/20 16:28	1

Lab Sample ID: LCS 200-153055/3
Matrix: Air
Analysis Batch: 153055

Client Sample ID: Lab Control Sample
Prep Type: Total/NA

Analyte	Spike Added	LCS Result	LCS Qualifier	Unit	D	%Rec	%Rec. Limits
Dichlorodifluoromethane	52.3	53.2		ug/m3		102	61 - 142
Freon 22	37.4	38.3		ug/m3		102	60 - 147
1,2-Dichlorotetrafluoroethane	74.0	74.4		ug/m3		101	71 - 141
Chloromethane	20.5	23.7		ug/m3		116	56 - 141
n-Butane	24.5	26.3		ug/m3		107	53 - 151
Vinyl chloride	25.5	27.8		ug/m3		109	61 - 135
1,3-Butadiene	21.5	23.2		ug/m3		108	58 - 139
Bromomethane	40.4	42.8		ug/m3		106	72 - 124
Chloroethane	27.9	30.1		ug/m3		108	68 - 130
Bromoethene(Vinyl Bromide)	44.0	46.9		ug/m3		107	75 - 125
Trichlorofluoromethane	58.5	61.0		ug/m3		104	70 - 129
Freon TF	81.8	89.1		ug/m3		109	70 - 121
1,1-Dichloroethene	40.4	47.8		ug/m3		118	68 - 120
Acetone	24.8	27.3		ug/m3		110	54 - 154
Isopropyl alcohol	25.0	24.6		ug/m3		99	53 - 142
Carbon disulfide	32.3	35.4		ug/m3		110	71 - 138
3-Chloropropene	33.6	36.9		ug/m3		110	50 - 150

Method: TO-15 - Volatile Organic Compounds in Ambient Air (Continued)

Lab Sample ID: LCS 200-153055/3
Matrix: Air
Analysis Batch: 153055

Client Sample ID: Lab Control Sample
Prep Type: Total/NA

Analyte	Spike Added	LCS Result	LCS Qualifier	Unit	D	%Rec	%Rec. Limits
Methylene Chloride	35.6	40.4		ug/m3		114	59 - 137
tert-Butyl alcohol	32.7	35.8		ug/m3		109	66 - 132
Methyl tert-butyl ether	38.1	40.2		ug/m3		106	70 - 127
trans-1,2-Dichloroethene	40.9	44.0		ug/m3		107	69 - 137
n-Hexane	36.9	40.3		ug/m3		109	63 - 138
1,1-Dichloroethane	41.6	44.4		ug/m3		107	66 - 130
Methyl Ethyl Ketone	30.5	34.0		ug/m3		111	72 - 124
cis-1,2-Dichloroethene	41.1	43.4		ug/m3		106	72 - 121
Chloroform	50.4	53.3		ug/m3		106	73 - 124
Tetrahydrofuran	28.9	31.3		ug/m3		108	60 - 149
1,1,1-Trichloroethane	56.3	59.1		ug/m3		105	72 - 127
Cyclohexane	35.2	37.1		ug/m3		105	76 - 124
Carbon tetrachloride	63.2	70.0		ug/m3		111	71 - 133
2,2,4-Trimethylpentane	47.4	51.4		ug/m3		109	68 - 131
Benzene	33.2	34.6		ug/m3		104	73 - 119
1,2-Dichloroethane	42.3	44.4		ug/m3		105	68 - 135
n-Heptane	42.2	45.1		ug/m3		107	60 - 142
Trichloroethene	55.3	57.3		ug/m3		104	73 - 122
Methyl methacrylate	41.8	44.4		ug/m3		106	73 - 129
1,2-Dichloropropane	47.8	50.9		ug/m3		106	69 - 128
1,4-Dioxane	37.1	40.5		ug/m3		109	66 - 129
Bromodichloromethane	68.9	77.0		ug/m3		112	75 - 127
cis-1,3-Dichloropropene	45.1	48.0		ug/m3		106	74 - 125
methyl isobutyl ketone	41.7	42.3		ug/m3		101	58 - 144
Toluene	38.4	40.1		ug/m3		104	75 - 122
trans-1,3-Dichloropropene	44.7	48.2		ug/m3		108	74 - 128
1,1,2-Trichloroethane	57.2	60.2		ug/m3		105	75 - 126
Tetrachloroethene	71.0	71.8		ug/m3		101	70 - 125
Methyl Butyl Ketone (2-Hexanone)	41.4	44.7		ug/m3		108	57 - 143
Dibromochloromethane	90.3	92.2		ug/m3		102	73 - 125
1,2-Dibromoethane	81.9	87.8		ug/m3		107	78 - 122
Chlorobenzene	48.3	50.8		ug/m3		105	76 - 119
Ethylbenzene	44.4	46.7		ug/m3		105	74 - 122
m,p-Xylene	86.8	95.1		ug/m3		109	76 - 121
Xylene, o-	45.0	47.5		ug/m3		105	73 - 123
Styrene	43.8	48.9		ug/m3		112	74 - 125
Bromoform	106	129		ug/m3		122	53 - 149
Cumene	51.4	54.9		ug/m3		107	73 - 123
1,1,2,2-Tetrachloroethane	71.0	75.4		ug/m3		106	74 - 126
n-Propylbenzene	50.9	54.5		ug/m3		107	73 - 127
4-Ethyltoluene	50.4	53.8		ug/m3		107	75 - 129
1,3,5-Trimethylbenzene	51.6	55.6		ug/m3		108	72 - 126
2-Chlorotoluene	54.0	57.1		ug/m3		106	74 - 126
tert-Butylbenzene	57.1	60.4		ug/m3		106	71 - 125
1,2,4-Trimethylbenzene	51.3	55.8		ug/m3		109	71 - 129
sec-Butylbenzene	57.4	61.6		ug/m3		107	70 - 128
4-Isopropyltoluene	57.6	61.7		ug/m3		107	68 - 130
1,3-Dichlorobenzene	61.1	70.1		ug/m3		115	69 - 131

Method: TO-15 - Volatile Organic Compounds in Ambient Air (Continued)

Lab Sample ID: LCS 200-153055/3
Matrix: Air
Analysis Batch: 153055

Client Sample ID: Lab Control Sample
Prep Type: Total/NA

Analyte	Spike Added	LCS Result	LCS Qualifier	Unit	D	%Rec	%Rec. Limits
1,4-Dichlorobenzene	62.5	67.5		ug/m3		108	67 - 132
Benzyl chloride	52.6	59.6		ug/m3		113	60 - 136
n-Butylbenzene	57.7	62.2		ug/m3		108	65 - 137
1,2-Dichlorobenzene	64.7	68.3		ug/m3		106	68 - 129
1,2,4-Trichlorobenzene	81.5	85.6		ug/m3		105	50 - 150
Hexachlorobutadiene	116	116		ug/m3		100	58 - 130
Naphthalene	55.0	55.9		ug/m3		102	50 - 150

Lab Sample ID: MB 200-153079/4
Matrix: Air
Analysis Batch: 153079

Client Sample ID: Method Blank
Prep Type: Total/NA

Analyte	MB Result	MB Qualifier	RL	MDL	Unit	D	Prepared	Analyzed	Dil Fac
Dichlorodifluoromethane	ND		2.5	0.54	ug/m3			03/10/20 12:22	1
Freon 22	ND		1.8	0.42	ug/m3			03/10/20 12:22	1
1,2-Dichlorotetrafluoroethane	ND		1.4	0.24	ug/m3			03/10/20 12:22	1
Chloromethane	ND		1.0	0.23	ug/m3			03/10/20 12:22	1
n-Butane	ND		1.2	0.26	ug/m3			03/10/20 12:22	1
Vinyl chloride	ND		0.51	0.11	ug/m3			03/10/20 12:22	1
1,3-Butadiene	ND		0.44	0.13	ug/m3			03/10/20 12:22	1
Bromomethane	ND		0.78	0.20	ug/m3			03/10/20 12:22	1
Chloroethane	ND		1.3	0.14	ug/m3			03/10/20 12:22	1
Bromoethene(Vinyl Bromide)	ND		0.87	0.23	ug/m3			03/10/20 12:22	1
Trichlorofluoromethane	ND		1.1	0.34	ug/m3			03/10/20 12:22	1
Freon TF	ND		1.5	0.29	ug/m3			03/10/20 12:22	1
1,1-Dichloroethene	ND		0.79	0.15	ug/m3			03/10/20 12:22	1
Acetone	ND		12	2.9	ug/m3			03/10/20 12:22	1
Isopropyl alcohol	ND		12	1.2	ug/m3			03/10/20 12:22	1
Carbon disulfide	ND		1.6	0.23	ug/m3			03/10/20 12:22	1
3-Chloropropene	ND		1.6	0.20	ug/m3			03/10/20 12:22	1
Methylene Chloride	ND		1.7	0.94	ug/m3			03/10/20 12:22	1
tert-Butyl alcohol	ND		15	0.12	ug/m3			03/10/20 12:22	1
Methyl tert-butyl ether	ND		0.72	0.12	ug/m3			03/10/20 12:22	1
trans-1,2-Dichloroethene	ND		0.79	0.17	ug/m3			03/10/20 12:22	1
n-Hexane	ND		0.70	0.70	ug/m3			03/10/20 12:22	1
1,1-Dichloroethane	ND		0.81	0.17	ug/m3			03/10/20 12:22	1
Methyl Ethyl Ketone	ND		1.5	0.21	ug/m3			03/10/20 12:22	1
cis-1,2-Dichloroethene	ND		0.79	0.18	ug/m3			03/10/20 12:22	1
1,2-Dichloroethene, Total	ND		1.6	0.17	ug/m3			03/10/20 12:22	1
Chloroform	ND		0.98	0.16	ug/m3			03/10/20 12:22	1
Tetrahydrofuran	ND		15	0.19	ug/m3			03/10/20 12:22	1
1,1,1-Trichloroethane	ND		1.1	0.20	ug/m3			03/10/20 12:22	1
Cyclohexane	ND		0.69	0.16	ug/m3			03/10/20 12:22	1
Carbon tetrachloride	ND		1.3	0.15	ug/m3			03/10/20 12:22	1
2,2,4-Trimethylpentane	ND		0.93	0.19	ug/m3			03/10/20 12:22	1
Benzene	ND		0.64	0.21	ug/m3			03/10/20 12:22	1
1,2-Dichloroethane	ND		0.81	0.13	ug/m3			03/10/20 12:22	1
n-Heptane	ND		0.82	0.23	ug/m3			03/10/20 12:22	1
Trichloroethene	ND		1.1	0.19	ug/m3			03/10/20 12:22	1

Method: TO-15 - Volatile Organic Compounds in Ambient Air (Continued)

Lab Sample ID: MB 200-153079/4
Matrix: Air
Analysis Batch: 153079

Client Sample ID: Method Blank
Prep Type: Total/NA

Analyte	MB Result	MB Qualifier	RL	MDL	Unit	D	Prepared	Analyzed	Dil Fac
Methyl methacrylate	ND		2.0	0.14	ug/m3			03/10/20 12:22	1
1,2-Dichloropropane	ND		0.92	0.15	ug/m3			03/10/20 12:22	1
1,4-Dioxane	ND		18	0.30	ug/m3			03/10/20 12:22	1
Bromodichloromethane	ND		1.3	0.23	ug/m3			03/10/20 12:22	1
cis-1,3-Dichloropropene	ND		0.91	0.15	ug/m3			03/10/20 12:22	1
methyl isobutyl ketone	ND		2.0	0.15	ug/m3			03/10/20 12:22	1
Toluene	ND		0.75	0.41	ug/m3			03/10/20 12:22	1
trans-1,3-Dichloropropene	ND		0.91	0.18	ug/m3			03/10/20 12:22	1
1,1,2-Trichloroethane	ND		1.1	0.20	ug/m3			03/10/20 12:22	1
Tetrachloroethene	ND		1.4	0.22	ug/m3			03/10/20 12:22	1
Methyl Butyl Ketone (2-Hexanone)	ND		2.0	0.20	ug/m3			03/10/20 12:22	1
Dibromochloromethane	ND		1.7	0.31	ug/m3			03/10/20 12:22	1
1,2-Dibromoethane	ND		1.5	0.38	ug/m3			03/10/20 12:22	1
Chlorobenzene	ND		0.92	0.26	ug/m3			03/10/20 12:22	1
Ethylbenzene	ND		0.87	0.27	ug/m3			03/10/20 12:22	1
m,p-Xylene	ND		2.2	0.43	ug/m3			03/10/20 12:22	1
Xylene, o-	ND		0.87	0.21	ug/m3			03/10/20 12:22	1
Xylene (total)	ND		3.0	0.21	ug/m3			03/10/20 12:22	1
Styrene	0.200	J	0.85	0.17	ug/m3			03/10/20 12:22	1
Bromoform	ND		2.1	0.50	ug/m3			03/10/20 12:22	1
Cumene	ND		0.98	0.17	ug/m3			03/10/20 12:22	1
1,1,2,2-Tetrachloroethane	0.299	J	1.4	0.29	ug/m3			03/10/20 12:22	1
n-Propylbenzene	0.288	J	0.98	0.19	ug/m3			03/10/20 12:22	1
4-Ethyltoluene	0.272	J	0.98	0.20	ug/m3			03/10/20 12:22	1
1,3,5-Trimethylbenzene	0.197	J	0.98	0.19	ug/m3			03/10/20 12:22	1
2-Chlorotoluene	0.336	J	1.0	0.22	ug/m3			03/10/20 12:22	1
tert-Butylbenzene	ND		1.1	0.19	ug/m3			03/10/20 12:22	1
1,2,4-Trimethylbenzene	ND		0.98	0.22	ug/m3			03/10/20 12:22	1
sec-Butylbenzene	ND		1.1	0.19	ug/m3			03/10/20 12:22	1
4-Isopropyltoluene	ND		1.1	0.21	ug/m3			03/10/20 12:22	1
1,3-Dichlorobenzene	ND		1.2	0.66	ug/m3			03/10/20 12:22	1
1,4-Dichlorobenzene	ND		1.2	0.72	ug/m3			03/10/20 12:22	1
Benzyl chloride	ND	^	1.0	0.44	ug/m3			03/10/20 12:22	1
n-Butylbenzene	ND		1.1	0.21	ug/m3			03/10/20 12:22	1
1,2-Dichlorobenzene	ND		1.2	0.58	ug/m3			03/10/20 12:22	1
1,2,4-Trichlorobenzene	ND		3.7	1.6	ug/m3			03/10/20 12:22	1
Hexachlorobutadiene	ND		2.1	0.81	ug/m3			03/10/20 12:22	1
Naphthalene	ND		2.6	0.89	ug/m3			03/10/20 12:22	1

Lab Sample ID: LCS 200-153079/3
Matrix: Air
Analysis Batch: 153079

Client Sample ID: Lab Control Sample
Prep Type: Total/NA

Analyte	Spike Added	LCS Result	LCS Qualifier	Unit	D	%Rec	%Rec. Limits
Dichlorodifluoromethane	52.3	61.6		ug/m3		118	61 - 142
Freon 22	37.4	42.7		ug/m3		114	60 - 147
1,2-Dichlorotetrafluoroethane	74.0	79.1		ug/m3		107	71 - 141
Chloromethane	20.5	28.0		ug/m3		137	56 - 141
n-Butane	24.5	28.4		ug/m3		116	53 - 151

Method: TO-15 - Volatile Organic Compounds in Ambient Air (Continued)

Lab Sample ID: LCS 200-153079/3
Matrix: Air
Analysis Batch: 153079

Client Sample ID: Lab Control Sample
Prep Type: Total/NA

Analyte	Spike Added	LCS Result	LCS Qualifier	Unit	D	%Rec	%Rec. Limits
Vinyl chloride	25.5	31.8		ug/m3		124	61 - 135
1,3-Butadiene	21.5	24.9		ug/m3		116	58 - 139
Bromomethane	40.4	44.8		ug/m3		111	72 - 124
Chloroethane	27.9	36.0		ug/m3		129	68 - 130
Bromoethene(Vinyl Bromide)	44.0	53.4		ug/m3		121	75 - 125
Trichlorofluoromethane	58.5	71.0		ug/m3		121	70 - 129
Freon TF	81.8	93.6		ug/m3		114	70 - 121
1,1-Dichloroethene	40.4	46.7		ug/m3		116	68 - 120
Acetone	24.8	31.3		ug/m3		126	54 - 154
Isopropyl alcohol	25.0	27.0		ug/m3		108	53 - 142
Carbon disulfide	32.3	40.4		ug/m3		125	71 - 138
3-Chloropropene	33.6	46.2		ug/m3		138	50 - 150
Methylene Chloride	35.6	47.1		ug/m3		132	59 - 137
tert-Butyl alcohol	32.7	37.9		ug/m3		116	66 - 132
Methyl tert-butyl ether	38.1	43.9		ug/m3		115	70 - 127
trans-1,2-Dichloroethene	40.9	50.7		ug/m3		124	69 - 137
n-Hexane	36.9	45.4		ug/m3		123	63 - 138
1,1-Dichloroethane	41.6	50.1		ug/m3		120	66 - 130
Methyl Ethyl Ketone	30.5	36.7		ug/m3		120	72 - 124
cis-1,2-Dichloroethene	41.1	44.6		ug/m3		109	72 - 121
Chloroform	50.4	58.9		ug/m3		117	73 - 124
Tetrahydrofuran	28.9	36.3		ug/m3		125	60 - 149
1,1,1-Trichloroethane	56.3	65.7		ug/m3		117	72 - 127
Cyclohexane	35.2	40.4		ug/m3		115	76 - 124
Carbon tetrachloride	63.2	77.1		ug/m3		122	71 - 133
2,2,4-Trimethylpentane	47.4	59.1		ug/m3		125	68 - 131
Benzene	33.2	37.7		ug/m3		114	73 - 119
1,2-Dichloroethane	42.3	51.9		ug/m3		123	68 - 135
n-Heptane	42.2	54.6		ug/m3		129	60 - 142
Trichloroethene	55.3	63.2		ug/m3		114	73 - 122
Methyl methacrylate	41.8	51.9		ug/m3		124	73 - 129
1,2-Dichloropropane	47.8	57.4		ug/m3		120	69 - 128
1,4-Dioxane	37.1	40.1		ug/m3		108	66 - 129
Bromodichloromethane	68.9	83.6		ug/m3		121	75 - 127
cis-1,3-Dichloropropene	45.1	52.9		ug/m3		117	74 - 125
methyl isobutyl ketone	41.7	49.3		ug/m3		118	58 - 144
Toluene	38.4	43.9		ug/m3		114	75 - 122
trans-1,3-Dichloropropene	44.7	56.7		ug/m3		127	74 - 128
1,1,2-Trichloroethane	57.2	66.9		ug/m3		117	75 - 126
Tetrachloroethene	71.0	73.2		ug/m3		103	70 - 125
Methyl Butyl Ketone (2-Hexanone)	41.4	55.9		ug/m3		135	57 - 143
Dibromochloromethane	90.3	99.0		ug/m3		110	73 - 125
1,2-Dibromoethane	81.9	97.0		ug/m3		118	78 - 122
Chlorobenzene	48.3	55.4		ug/m3		115	76 - 119
Ethylbenzene	44.4	54.3		ug/m3		122	74 - 122
m,p-Xylene	86.8	109	*	ug/m3		126	76 - 121
Xylene, o-	45.0	54.9		ug/m3		122	73 - 123
Styrene	43.8	58.6	*	ug/m3		134	74 - 125

Method: TO-15 - Volatile Organic Compounds in Ambient Air (Continued)

Lab Sample ID: LCS 200-153079/3
Matrix: Air
Analysis Batch: 153079

Client Sample ID: Lab Control Sample
Prep Type: Total/NA

Analyte	Spike Added	LCS Result	LCS Qualifier	Unit	D	%Rec	%Rec. Limits
Bromoform	106	147		ug/m3		138	53 - 149
Cumene	51.4	63.5		ug/m3		123	73 - 123
1,1,2,2-Tetrachloroethane	71.0	92.1	*	ug/m3		130	74 - 126
n-Propylbenzene	50.9	65.8	*	ug/m3		129	73 - 127
4-Ethyltoluene	50.4	64.4		ug/m3		128	75 - 129
1,3,5-Trimethylbenzene	51.6	63.4		ug/m3		123	72 - 126
2-Chlorotoluene	54.0	69.2	*	ug/m3		128	74 - 126
tert-Butylbenzene	57.1	65.3		ug/m3		114	71 - 125
1,2,4-Trimethylbenzene	51.3	61.5		ug/m3		120	71 - 129
sec-Butylbenzene	57.4	67.7		ug/m3		118	70 - 128
4-Isopropyltoluene	57.6	68.1		ug/m3		118	68 - 130
1,3-Dichlorobenzene	61.1	83.4	*	ug/m3		136	69 - 131
1,4-Dichlorobenzene	62.5	82.6		ug/m3		132	67 - 132
Benzyl chloride	52.6	101	E ^ *	ug/m3		191	60 - 136
n-Butylbenzene	57.7	73.2		ug/m3		127	65 - 137
1,2-Dichlorobenzene	64.7	78.0		ug/m3		121	68 - 129
1,2,4-Trichlorobenzene	81.5	74.5		ug/m3		91	50 - 150
Hexachlorobutadiene	116	99.0		ug/m3		86	58 - 130
Naphthalene	55.0	49.0		ug/m3		89	50 - 150

Lab Sample ID: MB 200-153111/4
Matrix: Air
Analysis Batch: 153111

Client Sample ID: Method Blank
Prep Type: Total/NA

Analyte	MB Result	MB Qualifier	RL	MDL	Unit	D	Prepared	Analyzed	Dil Fac
Dichlorodifluoromethane	ND		2.5	0.54	ug/m3			03/11/20 10:29	1
Freon 22	ND		1.8	0.42	ug/m3			03/11/20 10:29	1
1,2-Dichlorotetrafluoroethane	ND		1.4	0.24	ug/m3			03/11/20 10:29	1
Chloromethane	ND		1.0	0.23	ug/m3			03/11/20 10:29	1
n-Butane	ND		1.2	0.26	ug/m3			03/11/20 10:29	1
Vinyl chloride	ND		0.51	0.11	ug/m3			03/11/20 10:29	1
1,3-Butadiene	ND		0.44	0.13	ug/m3			03/11/20 10:29	1
Bromomethane	ND		0.78	0.20	ug/m3			03/11/20 10:29	1
Chloroethane	ND		1.3	0.14	ug/m3			03/11/20 10:29	1
Bromoethene(Vinyl Bromide)	ND		0.87	0.23	ug/m3			03/11/20 10:29	1
Trichlorofluoromethane	ND		1.1	0.34	ug/m3			03/11/20 10:29	1
Freon TF	ND		1.5	0.29	ug/m3			03/11/20 10:29	1
1,1-Dichloroethene	ND		0.79	0.15	ug/m3			03/11/20 10:29	1
Acetone	ND		12	2.9	ug/m3			03/11/20 10:29	1
Isopropyl alcohol	ND		12	1.2	ug/m3			03/11/20 10:29	1
Carbon disulfide	ND		1.6	0.23	ug/m3			03/11/20 10:29	1
3-Chloropropene	ND		1.6	0.20	ug/m3			03/11/20 10:29	1
Methylene Chloride	ND		1.7	0.94	ug/m3			03/11/20 10:29	1
tert-Butyl alcohol	ND		15	0.12	ug/m3			03/11/20 10:29	1
Methyl tert-butyl ether	ND		0.72	0.12	ug/m3			03/11/20 10:29	1
trans-1,2-Dichloroethene	ND		0.79	0.17	ug/m3			03/11/20 10:29	1
n-Hexane	ND		0.70	0.70	ug/m3			03/11/20 10:29	1
1,1-Dichloroethane	ND		0.81	0.17	ug/m3			03/11/20 10:29	1
Methyl Ethyl Ketone	ND		1.5	0.21	ug/m3			03/11/20 10:29	1

Method: TO-15 - Volatile Organic Compounds in Ambient Air (Continued)

Lab Sample ID: MB 200-153111/4
Matrix: Air
Analysis Batch: 153111

Client Sample ID: Method Blank
Prep Type: Total/NA

Analyte	MB Result	MB Qualifier	RL	MDL	Unit	D	Prepared	Analyzed	Dil Fac
cis-1,2-Dichloroethene	ND		0.79	0.18	ug/m3			03/11/20 10:29	1
1,2-Dichloroethene, Total	ND		1.6	0.17	ug/m3			03/11/20 10:29	1
Chloroform	ND		0.98	0.16	ug/m3			03/11/20 10:29	1
Tetrahydrofuran	ND		15	0.19	ug/m3			03/11/20 10:29	1
1,1,1-Trichloroethane	ND		1.1	0.20	ug/m3			03/11/20 10:29	1
Cyclohexane	ND		0.69	0.16	ug/m3			03/11/20 10:29	1
Carbon tetrachloride	ND		1.3	0.15	ug/m3			03/11/20 10:29	1
2,2,4-Trimethylpentane	ND		0.93	0.19	ug/m3			03/11/20 10:29	1
Benzene	ND		0.64	0.21	ug/m3			03/11/20 10:29	1
1,2-Dichloroethane	ND		0.81	0.13	ug/m3			03/11/20 10:29	1
n-Heptane	ND		0.82	0.23	ug/m3			03/11/20 10:29	1
Trichloroethene	ND		1.1	0.19	ug/m3			03/11/20 10:29	1
Methyl methacrylate	ND		2.0	0.14	ug/m3			03/11/20 10:29	1
1,2-Dichloropropane	ND		0.92	0.15	ug/m3			03/11/20 10:29	1
1,4-Dioxane	ND		18	0.30	ug/m3			03/11/20 10:29	1
Bromodichloromethane	ND		1.3	0.23	ug/m3			03/11/20 10:29	1
cis-1,3-Dichloropropene	ND		0.91	0.15	ug/m3			03/11/20 10:29	1
methyl isobutyl ketone	ND		2.0	0.15	ug/m3			03/11/20 10:29	1
Toluene	ND		0.75	0.41	ug/m3			03/11/20 10:29	1
trans-1,3-Dichloropropene	ND		0.91	0.18	ug/m3			03/11/20 10:29	1
1,1,2-Trichloroethane	ND		1.1	0.20	ug/m3			03/11/20 10:29	1
Tetrachloroethene	ND		1.4	0.22	ug/m3			03/11/20 10:29	1
Methyl Butyl Ketone (2-Hexanone)	ND		2.0	0.20	ug/m3			03/11/20 10:29	1
Dibromochloromethane	ND		1.7	0.31	ug/m3			03/11/20 10:29	1
1,2-Dibromoethane	ND		1.5	0.38	ug/m3			03/11/20 10:29	1
Chlorobenzene	ND		0.92	0.26	ug/m3			03/11/20 10:29	1
Ethylbenzene	ND		0.87	0.27	ug/m3			03/11/20 10:29	1
m,p-Xylene	ND		2.2	0.43	ug/m3			03/11/20 10:29	1
Xylene, o-	0.244	J	0.87	0.21	ug/m3			03/11/20 10:29	1
Xylene (total)	0.244	J	3.0	0.21	ug/m3			03/11/20 10:29	1
Styrene	ND		0.85	0.17	ug/m3			03/11/20 10:29	1
Bromoform	ND		2.1	0.50	ug/m3			03/11/20 10:29	1
Cumene	ND		0.98	0.17	ug/m3			03/11/20 10:29	1
1,1,2,2-Tetrachloroethane	ND		1.4	0.29	ug/m3			03/11/20 10:29	1
n-Propylbenzene	ND		0.98	0.19	ug/m3			03/11/20 10:29	1
4-Ethyltoluene	ND		0.98	0.20	ug/m3			03/11/20 10:29	1
1,3,5-Trimethylbenzene	ND		0.98	0.19	ug/m3			03/11/20 10:29	1
2-Chlorotoluene	ND		1.0	0.22	ug/m3			03/11/20 10:29	1
tert-Butylbenzene	ND		1.1	0.19	ug/m3			03/11/20 10:29	1
1,2,4-Trimethylbenzene	ND		0.98	0.22	ug/m3			03/11/20 10:29	1
sec-Butylbenzene	ND		1.1	0.19	ug/m3			03/11/20 10:29	1
4-Isopropyltoluene	ND		1.1	0.21	ug/m3			03/11/20 10:29	1
1,3-Dichlorobenzene	ND		1.2	0.66	ug/m3			03/11/20 10:29	1
1,4-Dichlorobenzene	ND		1.2	0.72	ug/m3			03/11/20 10:29	1
Benzyl chloride	ND		1.0	0.44	ug/m3			03/11/20 10:29	1
n-Butylbenzene	ND		1.1	0.21	ug/m3			03/11/20 10:29	1
1,2-Dichlorobenzene	ND		1.2	0.58	ug/m3			03/11/20 10:29	1
1,2,4-Trichlorobenzene	ND		3.7	1.6	ug/m3			03/11/20 10:29	1
Hexachlorobutadiene	ND		2.1	0.81	ug/m3			03/11/20 10:29	1

Method: TO-15 - Volatile Organic Compounds in Ambient Air (Continued)

Lab Sample ID: MB 200-153111/4
Matrix: Air
Analysis Batch: 153111

Client Sample ID: Method Blank
Prep Type: Total/NA

Analyte	MB Result	MB Qualifier	RL	MDL	Unit	D	Prepared	Analyzed	Dil Fac
Naphthalene	ND		2.6	0.89	ug/m3			03/11/20 10:29	1

Lab Sample ID: LCS 200-153111/3
Matrix: Air
Analysis Batch: 153111

Client Sample ID: Lab Control Sample
Prep Type: Total/NA

Analyte	Spike Added	LCS Result	LCS Qualifier	Unit	D	%Rec	%Rec. Limits
Dichlorodifluoromethane	52.3	58.2		ug/m3		111	61 - 142
Freon 22	37.4	42.1		ug/m3		112	60 - 147
1,2-Dichlorotetrafluoroethane	74.0	75.3		ug/m3		102	71 - 141
Chloromethane	20.5	21.9		ug/m3		107	56 - 141
n-Butane	24.5	26.8		ug/m3		109	53 - 151
Vinyl chloride	25.5	27.6		ug/m3		108	61 - 135
1,3-Butadiene	21.5	25.1		ug/m3		117	58 - 139
Bromomethane	40.4	38.2		ug/m3		95	72 - 124
Chloroethane	27.9	25.4		ug/m3		91	68 - 130
Bromoethene(Vinyl Bromide)	44.0	43.1		ug/m3		98	75 - 125
Trichlorofluoromethane	58.5	64.8		ug/m3		111	70 - 129
Freon TF	81.8	80.0		ug/m3		98	70 - 121
1,1-Dichloroethene	40.4	35.7		ug/m3		88	68 - 120
Acetone	24.8	30.5		ug/m3		123	54 - 154
Isopropyl alcohol	25.0	24.9		ug/m3		100	53 - 142
Carbon disulfide	32.3	31.1		ug/m3		96	71 - 138
3-Chloropropene	33.6	33.7		ug/m3		100	50 - 150
Methylene Chloride	35.6	36.6		ug/m3		103	59 - 137
tert-Butyl alcohol	32.7	32.5		ug/m3		99	66 - 132
Methyl tert-butyl ether	38.1	40.2		ug/m3		106	70 - 127
trans-1,2-Dichloroethene	40.9	42.9		ug/m3		105	69 - 137
n-Hexane	36.9	36.7		ug/m3		99	63 - 138
1,1-Dichloroethane	41.6	41.8		ug/m3		101	66 - 130
Methyl Ethyl Ketone	30.5	30.2		ug/m3		99	72 - 124
cis-1,2-Dichloroethene	41.1	36.6		ug/m3		89	72 - 121
Chloroform	50.4	51.5		ug/m3		102	73 - 124
Tetrahydrofuran	28.9	21.3		ug/m3		74	60 - 149
1,1,1-Trichloroethane	56.3	47.1		ug/m3		84	72 - 127
Cyclohexane	35.2	27.5		ug/m3		78	76 - 124
Carbon tetrachloride	63.2	54.3		ug/m3		86	71 - 133
2,2,4-Trimethylpentane	47.4	36.4		ug/m3		77	68 - 131
Benzene	33.2	25.7		ug/m3		78	73 - 119
1,2-Dichloroethane	42.3	37.0		ug/m3		88	68 - 135
n-Heptane	42.2	32.3		ug/m3		76	60 - 142
Trichloroethene	55.3	47.9		ug/m3		87	73 - 122
Methyl methacrylate	41.8	33.4		ug/m3		80	73 - 129
1,2-Dichloropropane	47.8	40.6		ug/m3		85	69 - 128
1,4-Dioxane	37.1	31.8		ug/m3		86	66 - 129
Bromodichloromethane	68.9	60.8		ug/m3		88	75 - 127
cis-1,3-Dichloropropene	45.1	42.3		ug/m3		94	74 - 125
methyl isobutyl ketone	41.7	29.7		ug/m3		71	58 - 144
Toluene	38.4	33.6		ug/m3		87	75 - 122

Method: TO-15 - Volatile Organic Compounds in Ambient Air (Continued)

Lab Sample ID: LCS 200-153111/3
Matrix: Air
Analysis Batch: 153111

Client Sample ID: Lab Control Sample
Prep Type: Total/NA

Analyte	Spike Added	LCS Result	LCS Qualifier	Unit	D	%Rec	%Rec. Limits
trans-1,3-Dichloropropene	44.7	39.2		ug/m3		88	74 - 128
1,1,2-Trichloroethane	57.2	49.2		ug/m3		86	75 - 126
Tetrachloroethene	71.0	60.0		ug/m3		85	70 - 125
Methyl Butyl Ketone (2-Hexanone)	41.4	28.6		ug/m3		69	57 - 143
Dibromochloromethane	90.3	74.7		ug/m3		83	73 - 125
1,2-Dibromoethane	81.9	74.0		ug/m3		90	78 - 122
Chlorobenzene	48.3	43.2		ug/m3		89	76 - 119
Ethylbenzene	44.4	36.3		ug/m3		82	74 - 122
m,p-Xylene	86.8	75.8		ug/m3		87	76 - 121
Xylene, o-	45.0	36.0		ug/m3		80	73 - 123
Styrene	43.8	37.2		ug/m3		85	74 - 125
Bromoform	106	98.5		ug/m3		93	53 - 149
Cumene	51.4	43.3		ug/m3		84	73 - 123
1,1,2,2-Tetrachloroethane	71.0	55.9		ug/m3		79	74 - 126
n-Propylbenzene	50.9	41.7		ug/m3		82	73 - 127
4-Ethyltoluene	50.4	41.1		ug/m3		82	75 - 129
1,3,5-Trimethylbenzene	51.6	41.7		ug/m3		81	72 - 126
2-Chlorotoluene	54.0	47.2		ug/m3		87	74 - 126
tert-Butylbenzene	57.1	47.3		ug/m3		83	71 - 125
1,2,4-Trimethylbenzene	51.3	41.0		ug/m3		80	71 - 129
sec-Butylbenzene	57.4	47.5		ug/m3		83	70 - 128
4-Isopropyltoluene	57.6	45.9		ug/m3		80	68 - 130
1,3-Dichlorobenzene	61.1	54.1		ug/m3		89	69 - 131
1,4-Dichlorobenzene	62.5	52.9		ug/m3		85	67 - 132
Benzyl chloride	52.6	43.6		ug/m3		83	60 - 136
n-Butylbenzene	57.7	45.8		ug/m3		79	65 - 137
1,2-Dichlorobenzene	64.7	52.3		ug/m3		81	68 - 129
1,2,4-Trichlorobenzene	81.5	56.6		ug/m3		69	50 - 150
Hexachlorobutadiene	116	85.1		ug/m3		74	58 - 130
Naphthalene	55.0	33.9		ug/m3		62	50 - 150

QC Association Summary

Client: GHD Services Inc.
Project/Site: 058507, GM-Lockport, 256040

Job ID: 200-52827-1

Air - GC/MS VOA

Analysis Batch: 153055

Lab Sample ID	Client Sample ID	Prep Type	Matrix	Method	Prep Batch
200-52827-1	7W-IA-1-2020	Total/NA	Air	TO-15	
200-52827-2	7W-IA-2-2020	Total/NA	Air	TO-15	
200-52827-3	7W-IA-3-2020	Total/NA	Air	TO-15	
200-52827-4	7W-IA-4-2020	Total/NA	Air	TO-15	
200-52827-5	7W-IA-5-2020	Total/NA	Air	TO-15	
200-52827-6	7E-IA-1-2020	Total/NA	Air	TO-15	
200-52827-7	7E-IA-2-2020	Total/NA	Air	TO-15	
200-52827-8	OA-2-2020	Total/NA	Air	TO-15	
MB 200-153055/4	Method Blank	Total/NA	Air	TO-15	
LCS 200-153055/3	Lab Control Sample	Total/NA	Air	TO-15	

Analysis Batch: 153079

Lab Sample ID	Client Sample ID	Prep Type	Matrix	Method	Prep Batch
200-52827-1 - DL	7W-IA-1-2020	Total/NA	Air	TO-15	
200-52827-4 - DL	7W-IA-4-2020	Total/NA	Air	TO-15	
MB 200-153079/4	Method Blank	Total/NA	Air	TO-15	
LCS 200-153079/3	Lab Control Sample	Total/NA	Air	TO-15	

Analysis Batch: 153111

Lab Sample ID	Client Sample ID	Prep Type	Matrix	Method	Prep Batch
200-52827-5 - DL	7W-IA-5-2020	Total/NA	Air	TO-15	
MB 200-153111/4	Method Blank	Total/NA	Air	TO-15	
LCS 200-153111/3	Lab Control Sample	Total/NA	Air	TO-15	

Lab Chronicle

Client: GHD Services Inc.
Project/Site: 058507, GM-Lockport, 256040

Job ID: 200-52827-1

Client Sample ID: 7W-IA-1-2020 — Lab Sample ID: 200-52827-1

Date Collected: 02/26/20 15:58 — **Matrix: Air**
Date Received: 02/28/20 10:39

Prep Type	Batch Type	Batch Method	Run	Dilution Factor	Batch Number	Prepared or Analyzed	Analyst	Lab
Total/NA	Analysis	TO-15		1	153055	03/09/20 19:15	K1P	TAL BUR
Total/NA	Analysis	TO-15	DL	2	153079	03/10/20 13:20	A1B	TAL BUR

Client Sample ID: 7W-IA-2-2020 — Lab Sample ID: 200-52827-2

Date Collected: 02/26/20 15:34 — **Matrix: Air**
Date Received: 02/28/20 10:39

Prep Type	Batch Type	Batch Method	Run	Dilution Factor	Batch Number	Prepared or Analyzed	Analyst	Lab
Total/NA	Analysis	TO-15		1	153055	03/09/20 20:09	K1P	TAL BUR

Client Sample ID: 7W-IA-3-2020 — Lab Sample ID: 200-52827-3

Date Collected: 02/26/20 15:38 — **Matrix: Air**
Date Received: 02/28/20 10:39

Prep Type	Batch Type	Batch Method	Run	Dilution Factor	Batch Number	Prepared or Analyzed	Analyst	Lab
Total/NA	Analysis	TO-15		1	153055	03/09/20 21:03	K1P	TAL BUR

Client Sample ID: 7W-IA-4-2020 — Lab Sample ID: 200-52827-4

Date Collected: 02/26/20 15:54 — **Matrix: Air**
Date Received: 02/28/20 10:39

Prep Type	Batch Type	Batch Method	Run	Dilution Factor	Batch Number	Prepared or Analyzed	Analyst	Lab
Total/NA	Analysis	TO-15		1	153055	03/09/20 21:57	K1P	TAL BUR
Total/NA	Analysis	TO-15	DL	5	153079	03/10/20 14:15	A1B	TAL BUR

Client Sample ID: 7W-IA-5-2020 — Lab Sample ID: 200-52827-5

Date Collected: 02/26/20 15:44 — **Matrix: Air**
Date Received: 02/28/20 10:39

Prep Type	Batch Type	Batch Method	Run	Dilution Factor	Batch Number	Prepared or Analyzed	Analyst	Lab
Total/NA	Analysis	TO-15		1	153055	03/09/20 22:50	K1P	TAL BUR
Total/NA	Analysis	TO-15	DL	4	153111	03/11/20 12:29	K1P	TAL BUR

Client Sample ID: 7E-IA-1-2020 — Lab Sample ID: 200-52827-6

Date Collected: 02/26/20 15:49 — **Matrix: Air**
Date Received: 02/28/20 10:39

Prep Type	Batch Type	Batch Method	Run	Dilution Factor	Batch Number	Prepared or Analyzed	Analyst	Lab
Total/NA	Analysis	TO-15		1	153055	03/09/20 23:44	K1P	TAL BUR

Client Sample ID: 7E-IA-2-2020 — Lab Sample ID: 200-52827-7

Date Collected: 02/26/20 15:51 — **Matrix: Air**
Date Received: 02/28/20 10:39

Prep Type	Batch Type	Batch Method	Run	Dilution Factor	Batch Number	Prepared or Analyzed	Analyst	Lab
Total/NA	Analysis	TO-15		1	153055	03/10/20 00:38	K1P	TAL BUR

Lab Chronicle

Client: GHD Services Inc.
Project/Site: 058507, GM-Lockport, 256040

Job ID: 200-52827-1

Client Sample ID: OA-2-2020

Date Collected: 02/26/20 16:10
Date Received: 02/28/20 10:39

Lab Sample ID: 200-52827-8

Matrix: Air

Prep Type	Batch Type	Batch Method	Run	Dilution Factor	Batch Number	Prepared or Analyzed	Analyst	Lab
Total/NA	Analysis	TO-15		1	153055	03/10/20 01:32	K1P	TAL BUR

Laboratory References:

TAL BUR = Eurofins TestAmerica, Burlington, 30 Community Drive, Suite 11, South Burlington, VT 05403, TEL (802)660-1990

Accreditation/Certification Summary

Client: GHD Services Inc.
Project/Site: 058507, GM-Lockport, 256040

Job ID: 200-52827-1

Laboratory: Eurofins TestAmerica, Burlington

Unless otherwise noted, all analytes for this laboratory were covered under each accreditation/certification below.

Authority	Program	Identification Number	Expiration Date
New York	NELAP	10391	03-31-20

The following analytes are included in this report, but the laboratory is not certified by the governing authority. This list may include analytes for which the agency does not offer certification.

Analysis Method	Prep Method	Matrix	Analyte
TO-15		Air	1,2-Dichloroethene, Total
TO-15		Air	1,2-Dichlorotetrafluoroethane
TO-15		Air	4-Ethyltoluene
TO-15		Air	4-Isopropyltoluene
TO-15		Air	Cumene
TO-15		Air	Freon 22
TO-15		Air	Methyl Butyl Ketone (2-Hexanone)
TO-15		Air	n-Butane
TO-15		Air	n-Butylbenzene
TO-15		Air	n-Propylbenzene
TO-15		Air	sec-Butylbenzene
TO-15		Air	tert-Butylbenzene
TO-15		Air	Tetrahydrofuran

Laboratory: Eurofins TestAmerica, Buffalo

All accreditations/certifications held by this laboratory are listed. Not all accreditations/certifications are applicable to this report.

Authority	Program	Identification Number	Expiration Date
Arkansas DEQ	State	88-0686	07-06-20
California	State	2931	04-01-20
Connecticut	State	PH-0568	09-30-20
Florida	NELAP	E87672	06-30-20
Georgia	State	10026 (NY)	03-31-20
Georgia (DW)	State	956	03-31-20
Illinois	NELAP	200003	09-30-20
Iowa	State	374	02-28-21
Kansas	NELAP	E-10187	01-31-20 *
Kentucky (DW)	State	90029	12-31-20
Kentucky (UST)	State	30	03-31-20
Kentucky (WW)	State	KY90029	12-31-20
Louisiana	NELAP	02031	06-30-20
Maine	State	NY00044	12-04-20
Maryland	State	294	03-31-20
Massachusetts	State	M-NY044	06-30-20
Michigan	State	9937	03-31-20
Minnesota	NELAP	1524384	12-31-20
New Hampshire	NELAP	2337	11-18-20
New Jersey	NELAP	NY455	06-30-20
New York	NELAP	10026	04-01-20
North Dakota	State	R-176	03-31-20
Oklahoma	State	9421	09-01-20
Oregon	NELAP	NY200003	06-10-20
Pennsylvania	NELAP	68-00281	07-31-20
Rhode Island	State	LAO00328	12-30-20
Tennessee	State	02970	03-31-20
Texas	NELAP	T104704412-18-10	08-01-20

* Accreditation/Certification renewal pending - accreditation/certification considered valid.

Accreditation/Certification Summary

Client: GHD Services Inc.
Project/Site: 058507, GM-Lockport, 256040

Job ID: 200-52827-1

Laboratory: Eurofins TestAmerica, Buffalo (Continued)

All accreditations/certifications held by this laboratory are listed. Not all accreditations/certifications are applicable to this report.

Authority	Program	Identification Number	Expiration Date
USDA	US Federal Programs	P330-18-00039	02-06-21
Virginia	NELAP	460185	09-14-20
Washington	State	C784	02-11-21
Wisconsin	State	998310390	08-31-20

Method Summary

Client: GHD Services Inc.
Project/Site: 058507, GM-Lockport, 256040

Job ID: 200-52827-1

Method	Method Description	Protocol	Laboratory
TO-15	Volatile Organic Compounds in Ambient Air	EPA	TAL BUR

Protocol References:

EPA = US Environmental Protection Agency

Laboratory References:

TAL BUR = Eurofins TestAmerica, Burlington, 30 Community Drive, Suite 11, South Burlington, VT 05403, TEL (802)660-1990

Sample Summary

Client: GHD Services Inc.
Project/Site: 058507, GM-Lockport, 256040

Job ID: 200-52827-1

Lab Sample ID	Client Sample ID	Matrix	Collected	Received	Asset ID
200-52827-1	7W-IA-1-2020	Air	02/26/20 15:58	02/28/20 10:39	Air Canister (6-Liter) #34000294
200-52827-2	7W-IA-2-2020	Air	02/26/20 15:34	02/28/20 10:39	Air Canister (6-Liter) #5050
200-52827-3	7W-IA-3-2020	Air	02/26/20 15:38	02/28/20 10:39	Air Canister (6-Liter) #5112
200-52827-4	7W-IA-4-2020	Air	02/26/20 15:54	02/28/20 10:39	Air Canister (6-Liter) #9228
200-52827-5	7W-IA-5-2020	Air	02/26/20 15:44	02/28/20 10:39	Air Canister (6-Liter) #5726
200-52827-6	7E-IA-1-2020	Air	02/26/20 15:49	02/28/20 10:39	Air Canister (6-Liter) #5031
200-52827-7	7E-IA-2-2020	Air	02/26/20 15:51	02/28/20 10:39	Air Canister (6-Liter) #34000821
200-52827-8	OA-2-2020	Air	02/26/20 16:10	02/28/20 10:39	Air Canister (6-Liter) #34000189

Eurofins TestAmerica, Burlington
30 Community Drive
Suite 11
South Burlington, VT 05403-6809
phone 802.660.1990 fax 802.660.1919

Canister Samples Chain of Custody Record

TestAmerica Laboratories, Inc. assumes no liability with respect to the collection and shipment of these samples.

eurofins | Environment Testing TestAmerica

TestAmerica Laboratories, Inc. d/b/a Eurofins TestAmerica

Client Contact Information		Client Project Manager: Thomas Boehlen	Samples Collected By: Pete Nyznyk	COC No:
Company Name: GZA		Phone: 716-844-7050		_____ of _____ COCs
Address: 300 Pearl St Suite 700		Email: Thomas.Boehlen@GZA.com		
City/State/Zip Buffalo NY 14202				For Lab Use Only:
Phone: 716-685-2300		Site Contact:		Walk-in Client:
FAX:		Tel/Fax		Lab Sampling:
Project Name: GM Lockport		Analysis Turnaround Time		
Site/Location: Lockport		Standard (Specific):		Job / SDG No.:
PO# 058507		Rush (Specifiy):		(See below for Add'l Items)

Sample Identification	Sample Start Date	Time Start	Sample End Date	Time Stop	Canister Vacuum in Field, "Hg (Start)	Canister Vacuum in Field, "Hg (Stop)	Flow Controller ID	Canister ID	TO-14/15 (Standard / Low Level)	TO-15 SIM	EPA 3C	EPA 25C	ASTM D-1946	EPA 15/16	Other (Please specify in notes section)	Sample Type	Indoor Air/Ambient Air	Sub-Slab	Soil Gas	Soil Vapor Extraction (SVE)	Landfill Gas	Other (Please specify in notes section)	Sample Specific Notes:
7W-IA-1-2020	2-26-20	8:54	2-26-20	15:58	-30	-10	3695	0294		X													
7W-IA-2-2020	↓	8:52	↓	15:34	-27	-6	4532	5050		X													
7W-IA-3-2020		8:59		15:38	-29	-8	2931	5112		X													
7W-IA-4-2020		9:04		15:54	-30	-11	3719	9228		X													
7W-IA-5-2020		9:08		15:44	-26	-7	3378	5726		X													
7E-IA-1-2020		9:13		15:49	-26	-5	3737	5031		X													
7E-IA-2-2020		9:16		15:51	-30	-9	6551	0821		X													
OA-2-2020	↓	9:28	↓	16:10	-27	-7	3099	0189	X														

200-52827 COC

Temperature (Fahrenheit)			
Start	Interior ~68	Ambient 32	
Stop			

Pressure (inches of Hg)			
Start	Interior	Ambient	
Stop			

Special Instructions/QC Requirements & Comments:

Samples Shipped by:	Date / Time:	Samples Received by:
Samples Relinquished by:	Date / Time: 2-26-2020 / 1735	Received by: 2-26-2020
Relinquished by:	Date / Time:	Received by: 2/28/2020 1139
Lab Use Only: Shipper Name:	Opened by:	Condition:

Form No. CA-C-WI-003, Rev. 2.13, dated 4/10/2019

ORIGIN ID:DKKA (716) 691-2600
CHRIS KOLB
TESTAMERICA
10 HAZELWOOD DR

AMHERST, NY 14228
UNITED STATES US

SHIP DATE: 27FEB20
ACTWGT: 34.60 LB
CAD: 846654/CAFE3312

BILL RECIPIENT

TO SAMPLE MGT.
TA BURLINGTON
30 COMMUNITY DRIVE
SUITE 11
SOUTH BURLINGTON VT 05403
(802) 860-1990
REF: TA BURLINGTON

FedEx Express

J191219082001uv

1 of 2

TRK# 0201 4276 0722 6850
##MASTER ##

FRI - 28 FEB 10:30A
PRIORITY OVERNIGHT

XH BTVA

05403
VT-US BTV

ORIGIN ID:DKKA (716) 691-2600
CHRIS KOLB
TESTAMERICA
10 HAZELWOOD DR

AMHERST, NY 14228
UNITED STATES US

SHIP DATE: 27FEB20
ACTWGT: 34.60 LB
CAD: 846654/CAFE3312

BILL RECIPIENT

TO SAMPLE MGT.
TA BURLINGTON
30 COMMUNITY DRIVE
SUITE 11
SOUTH BURLINGTON VT 05403
(802) 860-1990
REF: TA BURLINGTON

565C2/049E/05A2

FedEx Express

J191219082001uv

2 of 2

MPS# 0263 4276 0722 6861
Mstr# 4276 0722 6850 0201

FRI - 28 FEB 10:30A
PRIORITY OVERNIGHT

XH BTVA

05403
VT-US BTV

Login Sample Receipt Checklist

Client: GHD Services Inc.

Job Number: 200-52827-1

Login Number: 52827
List Number: 1
Creator: Lavigne, Scott M

List Source: Eurofins TestAmerica, Burlington

Question	Answer	Comment
Radioactivity wasn't checked or is </= background as measured by a survey meter.	True	Lab does not accept radioactive samples.
The cooler's custody seal, if present, is intact.	True	Not present
Sample custody seals, if present, are intact.	True	
The cooler or samples do not appear to have been compromised or tampered with.	True	
Samples were received on ice.	N/A	Thermal preservation not required.
Cooler Temperature is acceptable.	True	
Cooler Temperature is recorded.	N/A	Thermal preservation not required.
COC is present.	True	
COC is filled out in ink and legible.	True	
COC is filled out with all pertinent information.	True	
Is the Field Sampler's name present on COC?	True	
There are no discrepancies between the containers received and the COC.	True	
Samples are received within Holding Time (excluding tests with immediate HTs)	True	
Sample containers have legible labels.	True	
Containers are not broken or leaking.	True	
Sample collection date/times are provided.	True	
Appropriate sample containers are used.	True	
Sample bottles are completely filled.	N/A	
Sample Preservation Verified.	True	
There is sufficient vol. for all requested analyses, incl. any requested MS/MSDs	True	
Containers requiring zero headspace have no headspace or bubble is <6mm (1/4").	True	
Multiphasic samples are not present.	True	
Samples do not require splitting or compositing.	True	
Residual Chlorine Checked.	N/A	

Pre-Shipment Clean Canister Certification Report

Canister Cleaning & Pre-Shipment Leak Test

System ID	Max DF#	# Cycles	Cleaning Start Date/Time		System Start Temp(s):		Technician	Can Size	Certification Type:
Top Rack	10	25	1/20/2020	1439	23	23	SML	6 liter	batch

Port	Can ID	Initial[1] (psia)	Final (psia)	Diff.[3]	Final ("Hg)	Initial Reading Gauge:	Date:	Time:	Tech:	Temp:	Final Reading Gauge:	Date:	Time:	Tech:	Temp:
1	9191	.01	.01	Ø	29.4	G26	1/21/20	1143	S—	24.0	G26	2/6/20	1109	S—	22.0
2	34000991	↓	.01	Ø	29.4	G26	↓	↓	↓	↓	G26	↓	↓	↓	↓
3	34000845	.01	.01	Ø	20.2	G26	2/6/20	1138	S—	22.0	G26	2/9/20	1242	S—	22.0
4	9234	.01	.01	Ø	29.4	G26	1/21/20	1143	S—	24.0	G26	2/6/20	1109	S—	22.0
5	9268		.01	Ø	29.4	G26					G26				
6	34000464		.03	.02	29.4	G26					G26				
7	34000586		.01	Ø	29.4	G26					G26				
8	34000189		.01	Ø	29.4	G26					G26				
9	34000294		.01	Ø	29.4	G26					G26				
10	9228		.01	Ø	29.4	G26					G26				
11	34000107		.01	Ø	29.4	G26					G26				
12	34001159	↓	.09	.08	29.4	G26	↓	↓	↓	↓	G26	↓	↓	↓	↓

[1] Batch Certification: The reading is taken on the "batch" canister and this value is used as the initial pressure for all canisters in the batch.

[3] Difference = Final Pressure - Initial Pressure . Acceptance Criteria: (1) The difference must be less than or equal to + 0.25psi. (2) Pressure readings must be at least 24 hours apart.

If time frame was not met, the PM must authorize shipment of canister **PM Authorization** **Date:**

Clean Canister Certification Analysis & Authorization of Release to Inventory

Test Method: ☑ TO15 Routine ☐ TO15 LL

Can ID	Date	Sequence	Analyst	Inventory Level 1	2	3	4	Secondary Review Limited	Review Date	Reviewer
34000845	1/24/20	39695	VTP		XXXXXX				1/24/20	SMB

Inventory Level 1: Individual Canister Certification (TO15LL 0.01).

Inventory Level 2: Individual or Batch Certification (TO15 0.04 ppbv).

Inventory Level 3: Individual or Batch Certification (TO15 0.2 ppbv).

Inventory Level Limited: Canisters may only be used for certain projects.

Dup Tees/Vac gauges (enter IDs if included):

Comments:

Form ID: FAI023:12
Revision Date: 12/18/2018

TestAmerica Burlington

200-52284-A-3
34000845
Location: Air-Storage
Bottle: Summa Canister 6L
Sampled: 1/20/2020 12:00 AM 200-1357062

Loc: 200
52284
#3
A

Pre-Shipment Clean Canister Certification Report

Canister Cleaning & Pre-Shipment Leak Test

System ID	Max DF#	# Cycles	Cleaning Start Date/Time		System Start Temp(s):		Technician	Can Size	Certification Type:
Bottom Rack	10	25	1/20/2020	1439	23	23	SML	6 liter	batch

Port	Can ID	Initial[1] (psia)	Final (psia)	Diff.[3]	Final ("Hg)	Initial Reading Gauge:	Date:	Time:	Tech:	Temp:	Final Reading Gauge:	Date:	Time:	Tech:	Temp:
1	34001039	.01	.01	Ø	29.7	G26	1/21/20	1143	SL	24.0	G26	2/8/20	1006	SML	22.0
2	34001446	↓	.01	Ø	29.7	G26	↓	↓	↓	↓	G26	↓	↓	↓	↓
3	9244	.01	.01	Ø	30.2	G26	2/8/20	1033	SL	22.0	G26	2/9/20	1242	SL	22.0
4	9256	.01	.01	Ø	29.7	G26	1/21/20	1143	SL	24.0	G26	2/8/20	1006	SML	22.0
5	9259		.03	.02	29.7	G26					G26				
6	9204		.01	Ø	29.7	G26					G26				
7	9257		.01	Ø	29.7	G26					G26				
8	9269		.01	Ø	29.7	G26					G26				
9	34002081		.01	Ø	29.7	G26					G26				
10	34000821		.05	.04	29.7	G26					G26				
11	9213		.01	Ø	29.7	G26					G26				
12	34001511	↓	.01	Ø	29.7	G26		↓	↓	↓	G26	↓	↓	↓	↓

[1] Batch Certification: The reading is taken on the "batch" canister and this value is used as the initial pressure for all canisters in the batch.

[3] Difference = Final Pressure - Initial Pressure . Acceptance Criteria: (1) The difference must be less than or equal to + 0.25psi. (2) Pressure readings must be at least 24 hours apart.

If time frame was not met, the PM must authorize shipment of canister **PM Authorization** **Date:**

Clean Canister Certification Analysis & Authorization of Release to Inventory

Test Method: ☒ TO15 Routine ☐ TO15 LL

Can ID	Date	Sequence	Analyst	Inventory Level 1	2	3	4	Secondary Review Limited	Review Date	Reviewer
9244	1/24/20	39691	ABT		XXXXXX				1/24/20	OTS

Inventory Level 1: Individual Canister Certification (TO15LL 0.01).

Inventory Level 2: Individual or Batch Certification (TO15 0.04 ppbv).

Inventory Level 3: Individual or Batch Certification (TO15 0.2 ppbv).

Inventory Level Limited: Canisters may only be used for certain projects.

Dup Tees/Vac gauges (enter IDs if included):

Comments:

Form ID: FAI023:12
Revision Date: 12/18/2018

TestAmerica Burlington

200-52285-A-3
9244
Location: Air-Storage
Bottle: Summa Canister 6L
Sampled: 1/20/2020 12:00 AM 200-1357074

Loc: 200
52285
#3
A

Pre-Shipment Clean Canister Certification Report

Canister Cleaning & Pre-Shipment Leak Test

System ID	Max DF#	# Cycles	Cleaning Start Date/Time		System Start Temp(s):		Technician	Can Size	Certification Type:
Oven 3/4	10	25	1/21/2020	1421	24	24	SML	6 liter	batch

Port	Can ID	Initial[1] (psia)	Final (psia)	Diff.[3]	Final ("Hg)	Initial Reading Gauge:	Date:	Time:	Tech:	Temp:	Final Reading Gauge:	Date:	Time:	Tech:	Temp:
1	5902	101	101	Ø	29.6	G26	2/9/20	1503	SL	22.0	G26	2/11/20	1426	SL	24.0
2	3346	101	101	Ø	30.1	G26	1/22/20	1223	SML	24.0	G26	2/9/20	1436	SL	22.0
3	4913		101	Ø	30.1	G26					G26				
4	5031		101	Ø	30.1	G26					G26				
5	5669		101	Ø	30.1	G26					G26				
6	5089		101	Ø	30.1	G26					G26				
7	2540		101	Ø	30.1	G26					G26				
8	5112		101	Ø	30.1	G26					G26				
9	5050		101	Ø	30.1	G26					G26				
10	2741		101	Ø	30.1	G26					G26				
11	2533		101	Ø	30.1	G26					G26				
12	5726		101	Ø	30.1	G26					G26				

[1] Batch Certification: The reading is taken on the "batch" canister and this value is used as the initial pressure for all canisters in the batch.

[3] Difference = Final Pressure - Initial Pressure . Acceptance Criteria: (1) The difference must be less than or equal to + 0.25psi. (2) Pressure readings must be at least 24 hours apart.

If time frame was not met, the PM must authorize shipment of canister **PM Authorization** **Date:**

Clean Canister Certification Analysis & Authorization of Release to Inventory

Test Method: ☒ TO15 Routine ☐ TO15 LL

Can ID	Date	Sequence	Analyst	Inventory Level 1	2	3	4	Secondary Review Limited	Review Date	Reviewer
5902	1/24/20	39693	VTP		XXXXXX				1/24/20	VTP

Inventory Level 1: Individual Canister Certification (TO15LL 0.01).

Inventory Level 2: Individual or Batch Certification (TO15 0.04 ppbv).

Inventory Level 3: Individual or Batch Certification (TO15 0.2 ppbv).

Inventory Level Limited: Canisters may only be used for certain projects.

Dup Tees/Vac gauges (enter IDs if included):

Comments:

Form ID: FAI023:12
Revision Date: 12/18/2018

TestAmerica Burlington

200-52297-A-1
5902
Location: Air-Storage
Bottle: Summa Canister 6L
Sampled: 1/21/2020 12:00 AM 200-1357328

Loc: 200
52297
#1
A

FORM I
AIR - GC/MS VOA ORGANICS ANALYSIS DATA SHEET

Lab Name: Eurofins TestAmerica, Burlington Job No.: 200-52284-1

SDG No.:

Client Sample ID: 34000845 Lab Sample ID: 200-52284-3

Matrix: Air Lab File ID: 200-39693-015.D

Analysis Method: TO-15 Date Collected: 01/20/2020 00:00

Sample wt/vol: 1000(mL) Date Analyzed: 01/24/2020 02:41

Soil Aliquot Vol: Dilution Factor: 0.2

Soil Extract Vol.: GC Column: RTX-624 ID: 0.32(mm)

% Moisture: Level: (low/med) Low

Analysis Batch No.: 151708 Units: ppb v/v

CAS NO.	COMPOUND NAME	RESULT	Q	RL	RL
115-07-1	Propylene	1.0	U	1.0	1.0
75-71-8	Dichlorodifluoromethane	0.10	U	0.10	0.10
75-45-6	Freon 22	0.10	U	0.10	0.10
76-14-2	1,2-Dichlorotetrafluoroethane	0.040	U	0.040	0.040
74-87-3	Chloromethane	0.10	U	0.10	0.10
106-97-8	n-Butane	0.10	U	0.10	0.10
75-01-4	Vinyl chloride	0.040	U	0.040	0.040
106-99-0	1,3-Butadiene	0.040	U	0.040	0.040
74-83-9	Bromomethane	0.040	U	0.040	0.040
75-00-3	Chloroethane	0.10	U	0.10	0.10
593-60-2	Bromoethene(Vinyl Bromide)	0.040	U	0.040	0.040
75-69-4	Trichlorofluoromethane	0.040	U	0.040	0.040
64-17-5	Ethanol	1.0	U	1.0	1.0
76-13-1	Freon TF	0.040	U	0.040	0.040
75-35-4	1,1-Dichloroethene	0.040	U	0.040	0.040
67-64-1	Acetone	1.0	U	1.0	1.0
67-63-0	Isopropyl alcohol	1.0	U	1.0	1.0
75-15-0	Carbon disulfide	0.10	U	0.10	0.10
107-05-1	3-Chloropropene	0.10	U	0.10	0.10
75-09-2	Methylene Chloride	0.10	U	0.10	0.10
75-65-0	tert-Butyl alcohol	1.0	U	1.0	1.0
1634-04-4	Methyl tert-butyl ether	0.040	U	0.040	0.040
156-60-5	trans-1,2-Dichloroethene	0.040	U	0.040	0.040
110-54-3	n-Hexane	0.040	U	0.040	0.040
75-34-3	1,1-Dichloroethane	0.040	U	0.040	0.040
108-05-4	Vinyl acetate	1.0	U	1.0	1.0
141-78-6	Ethyl acetate	1.0	U	1.0	1.0
78-93-3	Methyl Ethyl Ketone	0.10	U	0.10	0.10
156-59-2	cis-1,2-Dichloroethene	0.040	U	0.040	0.040
540-59-0	1,2-Dichloroethene, Total	0.080	U	0.080	0.080
67-66-3	Chloroform	0.040	U	0.040	0.040
109-99-9	Tetrahydrofuran	1.0	U	1.0	1.0
71-55-6	1,1,1-Trichloroethane	0.040	U	0.040	0.040
110-82-7	Cyclohexane	0.040	U	0.040	0.040
56-23-5	Carbon tetrachloride	0.040	U	0.040	0.040
540-84-1	2,2,4-Trimethylpentane	0.040	U	0.040	0.040

FORM I
AIR - GC/MS VOA ORGANICS ANALYSIS DATA SHEET

Lab Name: Eurofins TestAmerica, Burlington Job No.: 200-52284-1

SDG No.:

Client Sample ID: 34000845 Lab Sample ID: 200-52284-3

Matrix: Air Lab File ID: 200-39693-015.D

Analysis Method: TO-15 Date Collected: 01/20/2020 00:00

Sample wt/vol: 1000(mL) Date Analyzed: 01/24/2020 02:41

Soil Aliquot Vol: Dilution Factor: 0.2

Soil Extract Vol.: GC Column: RTX-624 ID: 0.32(mm)

% Moisture: Level: (low/med) Low

Analysis Batch No.: 151708 Units: ppb v/v

CAS NO.	COMPOUND NAME	RESULT	Q	RL	RL
71-43-2	Benzene	0.040	U	0.040	0.040
107-06-2	1,2-Dichloroethane	0.040	U	0.040	0.040
142-82-5	n-Heptane	0.040	U	0.040	0.040
79-01-6	Trichloroethene	0.040	U	0.040	0.040
80-62-6	Methyl methacrylate	0.10	U	0.10	0.10
78-87-5	1,2-Dichloropropane	0.040	U	0.040	0.040
123-91-1	1,4-Dioxane	1.0	U	1.0	1.0
75-27-4	Bromodichloromethane	0.040	U	0.040	0.040
10061-01-5	cis-1,3-Dichloropropene	0.040	U	0.040	0.040
108-10-1	methyl isobutyl ketone	0.10	U	0.10	0.10
108-88-3	Toluene	0.040	U	0.040	0.040
10061-02-6	trans-1,3-Dichloropropene	0.040	U	0.040	0.040
79-00-5	1,1,2-Trichloroethane	0.040	U	0.040	0.040
127-18-4	Tetrachloroethene	0.040	U	0.040	0.040
591-78-6	Methyl Butyl Ketone (2-Hexanone)	0.10	U	0.10	0.10
124-48-1	Dibromochloromethane	0.040	U	0.040	0.040
106-93-4	1,2-Dibromoethane	0.040	U	0.040	0.040
108-90-7	Chlorobenzene	0.040	U	0.040	0.040
100-41-4	Ethylbenzene	0.040	U	0.040	0.040
179601-23-1	m,p-Xylene	0.10	U	0.10	0.10
95-47-6	Xylene, o-	0.040	U	0.040	0.040
1330-20-7	Xylene (total)	0.14	U	0.14	0.14
100-42-5	Styrene	0.040	U	0.040	0.040
75-25-2	Bromoform	0.040	U	0.040	0.040
98-82-8	Cumene	0.040	U	0.040	0.040
79-34-5	1,1,2,2-Tetrachloroethane	0.040	U	0.040	0.040
103-65-1	n-Propylbenzene	0.040	U	0.040	0.040
622-96-8	4-Ethyltoluene	0.040	U	0.040	0.040
108-67-8	1,3,5-Trimethylbenzene	0.040	U	0.040	0.040
95-49-8	2-Chlorotoluene	0.040	U	0.040	0.040
98-06-6	tert-Butylbenzene	0.040	U	0.040	0.040
95-63-6	1,2,4-Trimethylbenzene	0.040	U	0.040	0.040
135-98-8	sec-Butylbenzene	0.040	U	0.040	0.040
99-87-6	4-Isopropyltoluene	0.040	U	0.040	0.040
541-73-1	1,3-Dichlorobenzene	0.040	U	0.040	0.040
106-46-7	1,4-Dichlorobenzene	0.040	U	0.040	0.040

FORM I
AIR - GC/MS VOA ORGANICS ANALYSIS DATA SHEET

Lab Name: Eurofins TestAmerica, Burlington Job No.: 200-52284-1

SDG No.:

Client Sample ID: 34000845 Lab Sample ID: 200-52284-3

Matrix: Air Lab File ID: 200-39693-015.D

Analysis Method: TO-15 Date Collected: 01/20/2020 00:00

Sample wt/vol: 1000(mL) Date Analyzed: 01/24/2020 02:41

Soil Aliquot Vol: Dilution Factor: 0.2

Soil Extract Vol.: GC Column: RTX-624 ID: 0.32(mm)

% Moisture: Level: (low/med) Low

Analysis Batch No.: 151708 Units: ppb v/v

CAS NO.	COMPOUND NAME	RESULT	Q	RL	RL
100-44-7	Benzyl chloride	0.040	U	0.040	0.040
104-51-8	n-Butylbenzene	0.040	U	0.040	0.040
95-50-1	1,2-Dichlorobenzene	0.040	U	0.040	0.040
120-82-1	1,2,4-Trichlorobenzene	0.10	U	0.10	0.10
87-68-3	Hexachlorobutadiene	0.040	U	0.040	0.040
91-20-3	Naphthalene	0.10	U	0.10	0.10

Eurofins TestAmerica, Burlington
Target Compound Quantitation Report

Data File: \\chromna\Burlington\ChromData\CHG.i\20200123-39693.b\200-39693-015.D
Lims ID: 200-52284-A-3
Client ID: 34000845
Sample Type: Client
Inject. Date: 24-Jan-2020 02:41:30 ALS Bottle#: 15 Worklist Smp#: 15
Purge Vol: 200.000 mL Dil. Factor: 0.2000
Sample Info: 200-0039693-015
Misc. Info.: 52287-2
Operator ID: ggg Instrument ID: CHG.i

Method: \\chromna\Burlington\ChromData\CHG.i\20200123-39693.b\TO15_MasterMethod_(v1)_G.m
Limit Group: AI_TO15_ICAL
Last Update: 24-Jan-2020 09:49:23 Calib Date: 23-Jan-2020 10:20:30
Integrator: RTE ID Type: Deconvolution ID
Quant Method: Internal Standard Quant By: Initial Calibration
Last ICal File: \\chromna\Burlington\ChromData\CHG.i\20200122-39682.b\200-39682-021.D

Column 1 : RTX-624 (0.32 mm) Det: MS SCAN
Process Host: CTX0336

First Level Reviewer: bourdeaut Date: 24-Jan-2020 09:49:23

Compound	Sig	RT (min.)	Adj RT (min.)	Dlt RT (min.)	Q	Response	OnCol Amt ppb v/v	Flags
1 Propene	41		3.070				ND	U
2 Dichlorodifluoromethane	85		3.123				ND	
3 Chlorodifluoromethane	51		3.155				ND	
4 1,2-Dichloro-1,1,2,2-tetra	85		3.353				ND	
5 Chloromethane	50		3.434				ND	
6 Butane	43		3.637				ND	
7 Vinyl chloride	62		3.637				ND	
8 Butadiene	54		3.712				ND	
10 Bromomethane	94		4.220				ND	
11 Chloroethane	64		4.418				ND	
13 Vinyl bromide	106		4.750				ND	
14 Trichlorofluoromethane	101		4.873				ND	
17 Ethanol	45		5.167				ND	
21 1,1-Dichloroethene	96		5.782				ND	
20 1,1,2-Trichloro-1,2,2-trif	101		5.814				ND	
22 Acetone	43		5.862				ND	
24 Isopropyl alcohol	45		6.098				ND	
23 Carbon disulfide	76		6.162				ND	
25 3-Chloro-1-propene	41		6.435				ND	
27 Methylene Chloride	49		6.654				ND	
28 2-Methyl-2-propanol	59		6.831				ND	
29 Methyl tert-butyl ether	73		7.125				ND	
31 trans-1,2-Dichloroethene	61		7.136				ND	
33 Hexane	57		7.622				ND	
34 1,1-Dichloroethane	63		7.901				ND	
35 Vinyl acetate	43		7.906				ND	
38 2-Butanone (MEK)	72		8.885				ND	
37 cis-1,2-Dichloroethene	96		8.901				ND	
39 Ethyl acetate	88		8.949				ND	
* 40 Chlorobromomethane	128	9.318	9.318	0.000	93	171631	10.0	
41 Tetrahydrofuran	42		9.350				ND	

Compound	Sig	RT (min.)	Adj RT (min.)	Dlt RT (min.)	Q	Response	OnCol Amt ppb v/v	Flags
42 Chloroform	83		9.511				ND	
S 30 1,2-Dichloroethene, Total	61		9.665				ND	
44 1,1,1-Trichloroethane	97		9.821				ND	
43 Cyclohexane	84		9.960				ND	
45 Carbon tetrachloride	117		10.105				ND	
47 Benzene	78		10.490				ND	
48 1,2-Dichloroethane	62		10.586				ND	
46 Isooctane	57		10.720				ND	
49 n-Heptane	43		11.068				ND	
* 50 1,4-Difluorobenzene	114	11.314	11.314	0.000	98	973431	10.0	
53 Trichloroethene	95		11.785				ND	
54 1,2-Dichloropropane	63		12.319				ND	
55 Methyl methacrylate	69		12.426				ND	
56 1,4-Dioxane	88		12.448				ND	
57 Dibromomethane	174		12.491				ND	
58 Dichlorobromomethane	83		12.844				ND	
60 cis-1,3-Dichloropropene	75		13.726				ND	
61 4-Methyl-2-pentanone (MIBK	43		14.026				ND	
65 Toluene	92		14.422				ND	
66 trans-1,3-Dichloropropene	75		14.887				ND	
67 1,1,2-Trichloroethane	83		15.289				ND	
68 Tetrachloroethene	166		15.470				ND	
69 2-Hexanone	43		15.738				ND	
71 Chlorodibromomethane	129		16.070				ND	
72 Ethylene Dibromide	107		16.316				ND	
* 74 Chlorobenzene-d5	117	17.284	17.289	-0.005	94	818095	10.0	
75 Chlorobenzene	112		17.348				ND	
76 Ethylbenzene	91		17.557				ND	
78 m-Xylene & p-Xylene	106		17.830				ND	
79 o-Xylene	106		18.648				ND	
80 Styrene	104		18.691				ND	
81 Bromoform	173		19.065				ND	
82 Isopropylbenzene	105		19.402				ND	
S 73 Xylenes, Total	106		19.600				ND	
84 1,1,2,2-Tetrachloroethane	83		19.980				ND	
85 N-Propylbenzene	91		20.167				ND	
89 2-Chlorotoluene	91		20.317				ND	
88 4-Ethyltoluene	105		20.376				ND	
90 1,3,5-Trimethylbenzene	105		20.472				ND	
92 tert-Butylbenzene	119		20.975				ND	
93 1,2,4-Trimethylbenzene	105		21.066				ND	
94 sec-Butylbenzene	105		21.312				ND	
96 1,3-Dichlorobenzene	146		21.489				ND	
95 4-Isopropyltoluene	119		21.537				ND	
97 1,4-Dichlorobenzene	146		21.633				ND	
98 Benzyl chloride	91		21.794				ND	
100 n-Butylbenzene	91		22.104				ND	
101 1,2-Dichlorobenzene	146		22.136				ND	
103 1,2,4-Trichlorobenzene	180		24.592				ND	
104 Hexachlorobutadiene	225		24.838				ND	
105 Naphthalene	128		25.084				ND	

QC Flag Legend

Review Flags

U - Marked Undetected

Reagents:

ATTO15GIS_00015	Amount Added: 20.00	Units: mL	Run Reagent

Report Date: 24-Jan-2020 09:49:24 Chrom Revision: 2.3 14-Jan-2020 22:23:42

Eurofins TestAmerica, Burlington

Data File:	\\chromna\Burlington\ChromData\CHG.i\20200123-39693.b\200-39693-015.D				
Injection Date:	24-Jan-2020 02:41:30	Instrument ID:	CHG.i	Operator ID:	ggg
Lims ID:	200-52284-A-3	Lab Sample ID:	200-52284-3	Worklist Smp#:	15
Client ID:	34000845				
Purge Vol:	200.000 mL	Dil. Factor:	0.2000	ALS Bottle#:	15
Method:	TO15_MasterMethod_(v1)_G	Limit Group:	AI_TO15_ICAL		

Column: RTX-624 (0.32 mm) Y Scaling: Method Defined: Scale to the Nth Largest Target: 1

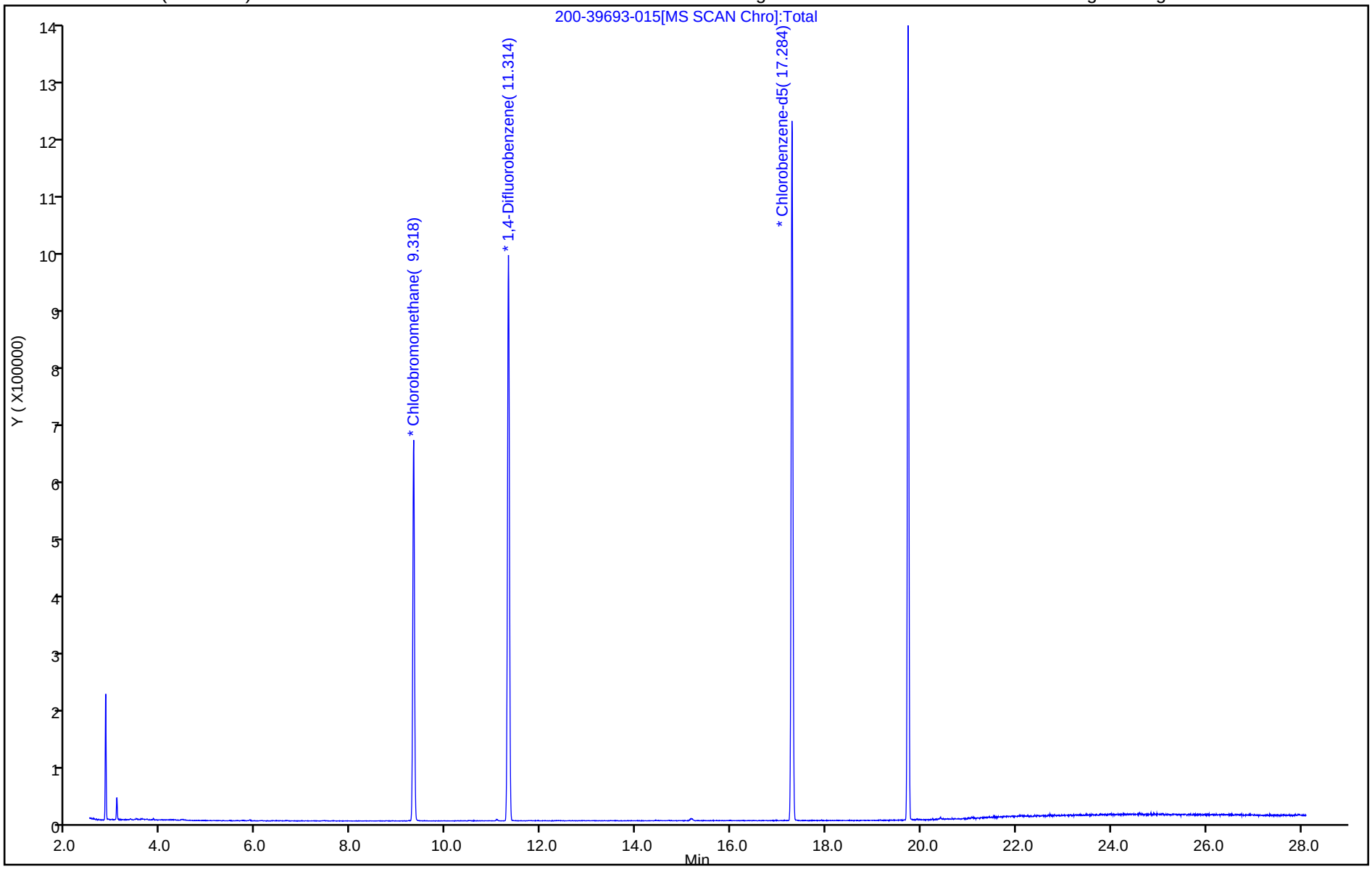

User Disabled Compound Report

Eurofins TestAmerica, Burlington

Data File:	\\chromna\Burlington\ChromData\CHG.i\20200123-39693.b\200-39693-015.D				
Injection Date:	24-Jan-2020 02:41:30	Instrument ID:	CHG.i		
Lims ID:	200-52284-A-3	Lab Sample ID:	200-52284-3		
Client ID:	34000845				
Operator ID:	ggg	ALS Bottle#:	15	Worklist Smp#:	15
Purge Vol:	200.000 mL	Dil. Factor:	0.2000		
Method:	TO15_MasterMethod_(v1)_G	Limit Group:	AI_TO15_ICAL		
Column:	RTX-624 (0.32 mm)	Detector	MS SCAN		

1 Propene, CAS: 115-07-1

Processing Results

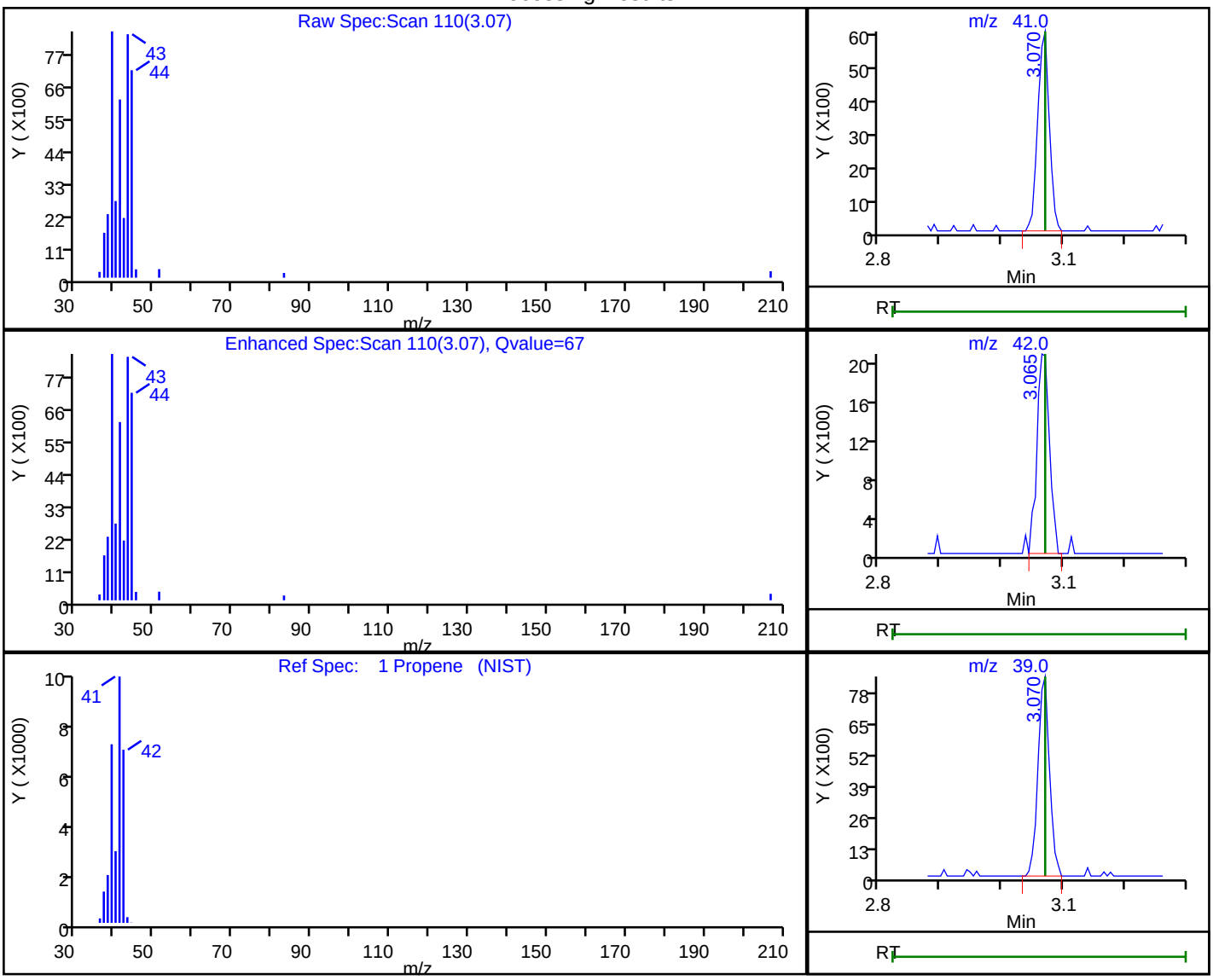

RT	Mass	Response	Amount
3.07	41.00	8021	0.527758
3.06	42.00	2942	
3.07	39.00	11052	

Reviewer: bourdeaut, 24-Jan-2020 09:48:58

Audit Action: Marked Compound Undetected Audit Reason: Invalid Compound ID

FORM I
AIR - GC/MS VOA ORGANICS ANALYSIS DATA SHEET

Lab Name: Eurofins TestAmerica, Burlington Job No.: 200-52285-1

SDG No.:

Client Sample ID: 9244 Lab Sample ID: 200-52285-3

Matrix: Air Lab File ID: 39691-20.d

Analysis Method: TO-15 Date Collected: 01/20/2020 00:00

Sample wt/vol: 1000(mL) Date Analyzed: 01/24/2020 05:33

Soil Aliquot Vol: Dilution Factor: 0.2

Soil Extract Vol.: GC Column: RTX-624 ID: 0.32(mm)

% Moisture: Level: (low/med) Low

Analysis Batch No.: 151705 Units: ppb v/v

CAS NO.	COMPOUND NAME	RESULT	Q	RL	RL
115-07-1	Propylene	1.0	U	1.0	1.0
75-71-8	Dichlorodifluoromethane	0.10	U	0.10	0.10
75-45-6	Freon 22	0.10	U	0.10	0.10
76-14-2	1,2-Dichlorotetrafluoroethane	0.040	U	0.040	0.040
74-87-3	Chloromethane	0.10	U	0.10	0.10
106-97-8	n-Butane	0.10	U	0.10	0.10
75-01-4	Vinyl chloride	0.040	U	0.040	0.040
106-99-0	1,3-Butadiene	0.040	U	0.040	0.040
74-83-9	Bromomethane	0.040	U	0.040	0.040
75-00-3	Chloroethane	0.10	U	0.10	0.10
593-60-2	Bromoethene(Vinyl Bromide)	0.040	U	0.040	0.040
75-69-4	Trichlorofluoromethane	0.040	U	0.040	0.040
64-17-5	Ethanol	1.0	U	1.0	1.0
76-13-1	Freon TF	0.040	U	0.040	0.040
75-35-4	1,1-Dichloroethene	0.040	U	0.040	0.040
67-64-1	Acetone	1.0	U	1.0	1.0
67-63-0	Isopropyl alcohol	1.0	U	1.0	1.0
75-15-0	Carbon disulfide	0.10	U	0.10	0.10
107-05-1	3-Chloropropene	0.10	U	0.10	0.10
75-09-2	Methylene Chloride	0.10	U	0.10	0.10
75-65-0	tert-Butyl alcohol	1.0	U	1.0	1.0
1634-04-4	Methyl tert-butyl ether	0.040	U	0.040	0.040
156-60-5	trans-1,2-Dichloroethene	0.040	U	0.040	0.040
110-54-3	n-Hexane	0.040	U	0.040	0.040
75-34-3	1,1-Dichloroethane	0.040	U	0.040	0.040
108-05-4	Vinyl acetate	1.0	U	1.0	1.0
141-78-6	Ethyl acetate	1.0	U	1.0	1.0
78-93-3	Methyl Ethyl Ketone	0.10	U	0.10	0.10
156-59-2	cis-1,2-Dichloroethene	0.040	U	0.040	0.040
540-59-0	1,2-Dichloroethene, Total	0.080	U	0.080	0.080
67-66-3	Chloroform	0.040	U	0.040	0.040
109-99-9	Tetrahydrofuran	1.0	U	1.0	1.0
71-55-6	1,1,1-Trichloroethane	0.040	U	0.040	0.040
110-82-7	Cyclohexane	0.040	U	0.040	0.040
56-23-5	Carbon tetrachloride	0.040	U	0.040	0.040
540-84-1	2,2,4-Trimethylpentane	0.040	U	0.040	0.040

FORM I
AIR - GC/MS VOA ORGANICS ANALYSIS DATA SHEET

Lab Name: Eurofins TestAmerica, Burlington Job No.: 200-52285-1

SDG No.:

Client Sample ID: 9244 Lab Sample ID: 200-52285-3

Matrix: Air Lab File ID: 39691-20.d

Analysis Method: TO-15 Date Collected: 01/20/2020 00:00

Sample wt/vol: 1000(mL) Date Analyzed: 01/24/2020 05:33

Soil Aliquot Vol: Dilution Factor: 0.2

Soil Extract Vol.: GC Column: RTX-624 ID: 0.32(mm)

% Moisture: Level: (low/med) Low

Analysis Batch No.: 151705 Units: ppb v/v

CAS NO.	COMPOUND NAME	RESULT	Q	RL	RL
71-43-2	Benzene	0.040	U	0.040	0.040
107-06-2	1,2-Dichloroethane	0.040	U	0.040	0.040
142-82-5	n-Heptane	0.040	U	0.040	0.040
79-01-6	Trichloroethene	0.040	U	0.040	0.040
80-62-6	Methyl methacrylate	0.10	U	0.10	0.10
78-87-5	1,2-Dichloropropane	0.040	U	0.040	0.040
123-91-1	1,4-Dioxane	1.0	U	1.0	1.0
75-27-4	Bromodichloromethane	0.040	U	0.040	0.040
10061-01-5	cis-1,3-Dichloropropene	0.040	U	0.040	0.040
108-10-1	methyl isobutyl ketone	0.10	U	0.10	0.10
108-88-3	Toluene	0.040	U	0.040	0.040
10061-02-6	trans-1,3-Dichloropropene	0.040	U	0.040	0.040
79-00-5	1,1,2-Trichloroethane	0.040	U	0.040	0.040
127-18-4	Tetrachloroethene	0.040	U	0.040	0.040
591-78-6	Methyl Butyl Ketone (2-Hexanone)	0.10	U	0.10	0.10
124-48-1	Dibromochloromethane	0.040	U	0.040	0.040
106-93-4	1,2-Dibromoethane	0.040	U	0.040	0.040
108-90-7	Chlorobenzene	0.040	U	0.040	0.040
100-41-4	Ethylbenzene	0.040	U	0.040	0.040
179601-23-1	m,p-Xylene	0.10	U	0.10	0.10
95-47-6	Xylene, o-	0.040	U	0.040	0.040
1330-20-7	Xylene (total)	0.14	U	0.14	0.14
100-42-5	Styrene	0.040	U	0.040	0.040
75-25-2	Bromoform	0.040	U ^	0.040	0.040
98-82-8	Cumene	0.040	U	0.040	0.040
79-34-5	1,1,2,2-Tetrachloroethane	0.040	U	0.040	0.040
103-65-1	n-Propylbenzene	0.040	U	0.040	0.040
622-96-8	4-Ethyltoluene	0.040	U	0.040	0.040
108-67-8	1,3,5-Trimethylbenzene	0.040	U	0.040	0.040
95-49-8	2-Chlorotoluene	0.040	U	0.040	0.040
98-06-6	tert-Butylbenzene	0.040	U	0.040	0.040
95-63-6	1,2,4-Trimethylbenzene	0.040	U	0.040	0.040
135-98-8	sec-Butylbenzene	0.040	U	0.040	0.040
99-87-6	4-Isopropyltoluene	0.040	U	0.040	0.040
541-73-1	1,3-Dichlorobenzene	0.040	U	0.040	0.040
106-46-7	1,4-Dichlorobenzene	0.040	U	0.040	0.040

FORM I
AIR - GC/MS VOA ORGANICS ANALYSIS DATA SHEET

Lab Name: Eurofins TestAmerica, Burlington Job No.: 200-52285-1

SDG No.:

Client Sample ID: 9244 Lab Sample ID: 200-52285-3

Matrix: Air Lab File ID: 39691-20.d

Analysis Method: TO-15 Date Collected: 01/20/2020 00:00

Sample wt/vol: 1000(mL) Date Analyzed: 01/24/2020 05:33

Soil Aliquot Vol: Dilution Factor: 0.2

Soil Extract Vol.: GC Column: RTX-624 ID: 0.32(mm)

% Moisture: Level: (low/med) Low

Analysis Batch No.: 151705 Units: ppb v/v

CAS NO.	COMPOUND NAME	RESULT	Q	RL	RL
100-44-7	Benzyl chloride	0.040	U	0.040	0.040
104-51-8	n-Butylbenzene	0.040	U	0.040	0.040
95-50-1	1,2-Dichlorobenzene	0.040	U	0.040	0.040
120-82-1	1,2,4-Trichlorobenzene	0.10	U	0.10	0.10
87-68-3	Hexachlorobutadiene	0.040	U	0.040	0.040
91-20-3	Naphthalene	0.10	U	0.10	0.10

Eurofins TestAmerica, Burlington
Target Compound Quantitation Report

Data File: \\chromna\Burlington\ChromData\CHW.i\20200123-39691.b\39691-20.d
Lims ID: 200-52285-A-3
Client ID: 9244
Sample Type: Client
Inject. Date: 24-Jan-2020 05:33:30 ALS Bottle#: 19 Worklist Smp#: 20
Purge Vol: 200.000 mL Dil. Factor: 0.2000
Sample Info: 200-0039691-020
Misc. Info.: 52285-3
Operator ID: ggg Instrument ID: CHW.i

Method: \\chromna\Burlington\ChromData\CHW.i\20200123-39691.b\TO15_MasterMethod_(v1).m
Limit Group: AI_TO15_ICAL
Last Update: 24-Jan-2020 08:04:02 Calib Date: 10-Jan-2020 11:40:30
Integrator: RTE ID Type: Deconvolution ID
Quant Method: Internal Standard Quant By: Initial Calibration
Last ICal File: \\chromna\Burlington\ChromData\CHW.i\20200109-39514.b\39514-020.d

Column 1 : RTX-624 (0.32 mm) Det: MS SCAN
Process Host: CTX0336

First Level Reviewer: bourdeaut Date: 24-Jan-2020 08:05:49

Compound	Sig	RT (min.)	Adj RT (min.)	Dlt RT (min.)	Q	Response	OnCol Amt ppb v/v	Flags
1 Propene	41		3.810				ND	
2 Dichlorodifluoromethane	85		3.917				ND	
3 Chlorodifluoromethane	51		3.965				ND	
4 1,2-Dichloro-1,1,2,2-tetra	85		4.340				ND	
5 Chloromethane	50		4.420				ND	
6 Vinyl chloride	62		4.768				ND	
7 Butane	43		4.789				ND	
21 Butadiene	54		4.912				ND	
8 Bromomethane	94		5.672				ND	
9 Chloroethane	64		5.977				ND	
11 Vinyl bromide	106		6.426				ND	
12 Trichlorofluoromethane	101		6.608				ND	
14 Ethanol	45		7.106				ND	
17 1,1-Dichloroethene	96		7.737				ND	
19 1,1,2-Trichloro-1,2,2-trif	101		7.791				ND	
20 Acetone	43		7.860				ND	
22 Carbon disulfide	76		8.154				ND	
23 Isopropyl alcohol	45		8.197				ND	
25 3-Chloro-1-propene	41		8.481				ND	
26 Methylene Chloride	49		8.711				ND	
27 2-Methyl-2-propanol	59		8.978				ND	
29 trans-1,2-Dichloroethene	61		9.235				ND	
30 Methyl tert-butyl ether	73		9.256				ND	
32 Hexane	57		9.759				ND	
33 1,1-Dichloroethane	63		10.027				ND	
34 Vinyl acetate	43		10.059				ND	
S 38 1,2-Dichloroethene, Total	61		10.200				ND	
35 2-Butanone (MEK)	72		11.038				ND	
36 cis-1,2-Dichloroethene	96		11.048				ND	
37 Ethyl acetate	88		11.123				ND	
* 39 Chlorobromomethane	128	11.450	11.460	-0.010	88	249853	10.0	

Compound	Sig	RT (min.)	Adj RT (min.)	Dlt RT (min.)	Q	Response	OnCol Amt ppb v/v	Flags
40 Tetrahydrofuran	42		11.525				ND	
41 Chloroform	83		11.653				ND	
42 1,1,1-Trichloroethane	97		11.963				ND	
43 Cyclohexane	84		12.092				ND	
44 Carbon tetrachloride	117		12.241				ND	
45 Benzene	78		12.589				ND	
46 1,2-Dichloroethane	62		12.685				ND	
47 Isooctane	57		12.819				ND	
48 n-Heptane	43		13.130				ND	
* 49 1,4-Difluorobenzene	114	13.338	13.344	-0.006	94	1237054	10.0	
51 Trichloroethene	95		13.782				ND	
53 1,2-Dichloropropane	63		14.258				ND	
54 Methyl methacrylate	69		14.344				ND	
55 1,4-Dioxane	88		14.381				ND	
56 Dibromomethane	174		14.413				ND	
57 Dichlorobromomethane	83		14.729				ND	
60 cis-1,3-Dichloropropene	75		15.537				ND	
61 4-Methyl-2-pentanone (MIBK	43		15.799				ND	
62 Toluene	92		16.195				ND	
64 trans-1,3-Dichloropropene	75		16.601				ND	
65 1,1,2-Trichloroethane	83		16.981				ND	
66 Tetrachloroethene	166		17.174				ND	
67 2-Hexanone	43		17.388				ND	
68 Chlorodibromomethane	129		17.725				ND	
69 Ethylene Dibromide	107		17.976				ND	
* 70 Chlorobenzene-d5	117	18.875	18.875	0.000	85	981484	10.0	
71 Chlorobenzene	112		18.923				ND	
72 Ethylbenzene	91		19.132				ND	
74 m-Xylene & p-Xylene	106		19.383				ND	
S 76 Xylenes, Total	106		20.100				ND	
77 o-Xylene	106		20.164				ND	
78 Styrene	104		20.213				ND	
79 Bromoform	173		20.560				ND	
80 Isopropylbenzene	105		20.849				ND	
81 1,1,2,2-Tetrachloroethane	83		21.368				ND	
83 N-Propylbenzene	91		21.571				ND	
84 2-Chlorotoluene	91		21.716				ND	
85 4-Ethyltoluene	105		21.764				ND	
86 1,3,5-Trimethylbenzene	105		21.855				ND	
89 tert-Butylbenzene	119		22.336				ND	
90 1,2,4-Trimethylbenzene	105		22.422				ND	
91 sec-Butylbenzene	105		22.663				ND	
92 1,3-Dichlorobenzene	146		22.834				ND	
93 4-Isopropyltoluene	119		22.877				ND	
94 1,4-Dichlorobenzene	146		22.973				ND	
95 Benzyl chloride	91		23.117				ND	
96 n-Butylbenzene	91		23.433				ND	
97 1,2-Dichlorobenzene	146		23.460				ND	
100 1,2,4-Trichlorobenzene	180		25.942				ND	
101 Hexachlorobutadiene	225		26.177				ND	
102 Naphthalene	128		26.429				ND	

Reagents:

ATTO15WISs_00004 Amount Added: 20.00 Units: mL Run Reagent

Report Date: 24-Jan-2020 08:05:50 Chrom Revision: 2.3 14-Jan-2020 22:23:42

Eurofins TestAmerica, Burlington

Data File:	\\chromna\Burlington\ChromData\CHW.i\20200123-39691.b\39691-20.d				
Injection Date:	24-Jan-2020 05:33:30	Instrument ID:	CHW.i	Operator ID:	ggg
Lims ID:	200-52285-A-3	Lab Sample ID:	200-52285-3	Worklist Smp#:	20
Client ID:	9244				
Purge Vol:	200.000 mL	Dil. Factor:	0.2000	ALS Bottle#:	19
Method:	TO15_MasterMethod_(v1)	Limit Group:	AI_TO15_ICAL		

Column: RTX-624 (0.32 mm) Y Scaling: Method Defined: Scale to the Nth Largest Target: 1

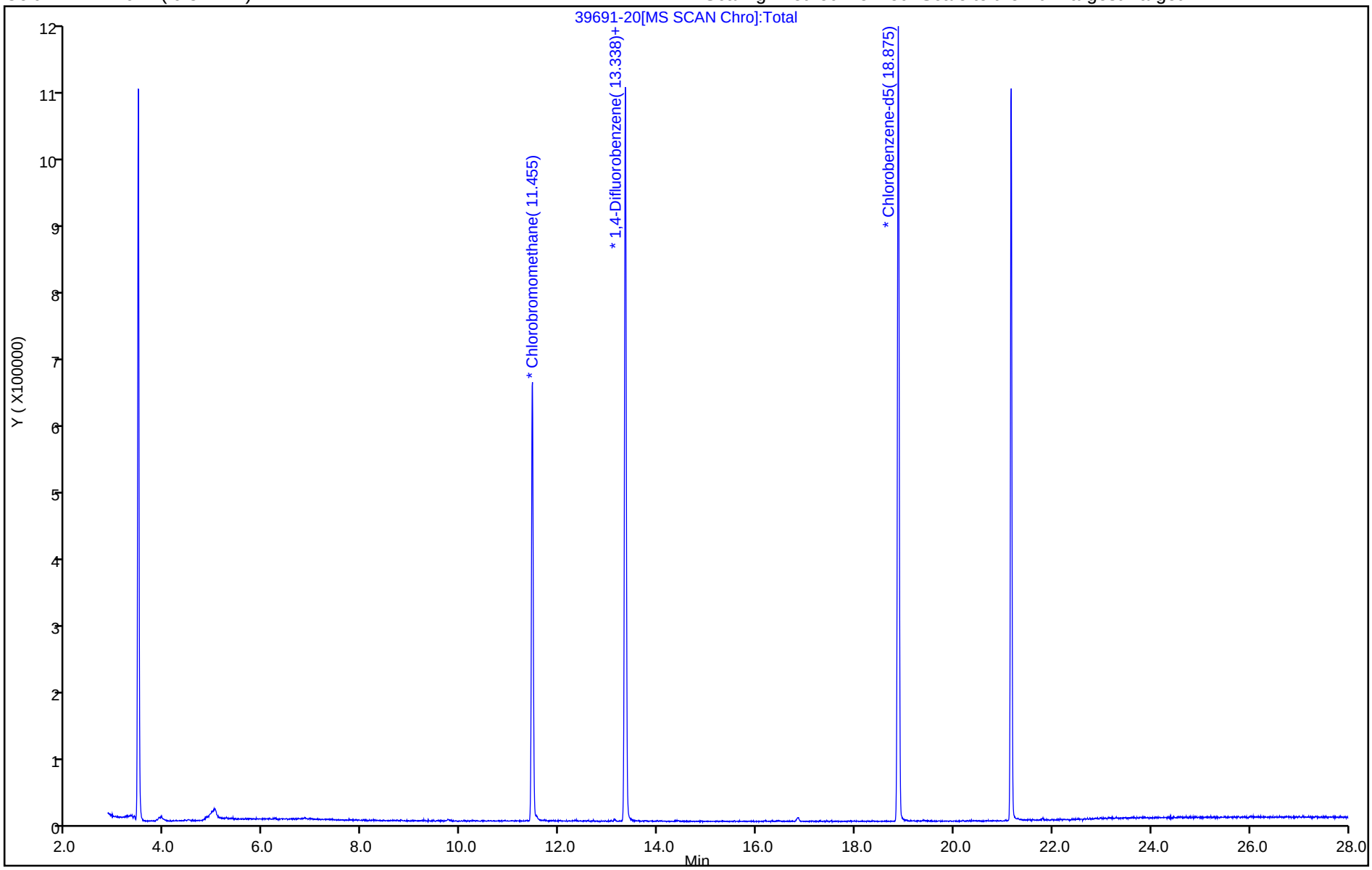

FORM I
AIR - GC/MS VOA ORGANICS ANALYSIS DATA SHEET

Lab Name: Eurofins TestAmerica, Burlington Job No.: 200-52297-1

SDG No.:

Client Sample ID: 5902 Lab Sample ID: 200-52297-1

Matrix: Air Lab File ID: 200-39693-011.D

Analysis Method: TO-15 Date Collected: 01/21/2020 00:00

Sample wt/vol: 1000(mL) Date Analyzed: 01/23/2020 23:05

Soil Aliquot Vol: Dilution Factor: 0.2

Soil Extract Vol.: GC Column: RTX-624 ID: 0.32(mm)

% Moisture: Level: (low/med) Low

Analysis Batch No.: 151708 Units: ppb v/v

CAS NO.	COMPOUND NAME	RESULT	Q	RL	RL
115-07-1	Propylene	1.0	U	1.0	1.0
75-71-8	Dichlorodifluoromethane	0.10	U	0.10	0.10
75-45-6	Freon 22	0.10	U	0.10	0.10
76-14-2	1,2-Dichlorotetrafluoroethane	0.040	U	0.040	0.040
74-87-3	Chloromethane	0.10	U	0.10	0.10
106-97-8	n-Butane	0.10	U	0.10	0.10
75-01-4	Vinyl chloride	0.040	U	0.040	0.040
106-99-0	1,3-Butadiene	0.040	U	0.040	0.040
74-83-9	Bromomethane	0.040	U	0.040	0.040
75-00-3	Chloroethane	0.10	U	0.10	0.10
593-60-2	Bromoethene(Vinyl Bromide)	0.040	U	0.040	0.040
75-69-4	Trichlorofluoromethane	0.040	U	0.040	0.040
64-17-5	Ethanol	1.0	U	1.0	1.0
76-13-1	Freon TF	0.040	U	0.040	0.040
75-35-4	1,1-Dichloroethene	0.040	U	0.040	0.040
67-64-1	Acetone	1.0	U	1.0	1.0
67-63-0	Isopropyl alcohol	1.0	U	1.0	1.0
75-15-0	Carbon disulfide	0.10	U	0.10	0.10
107-05-1	3-Chloropropene	0.10	U	0.10	0.10
75-09-2	Methylene Chloride	0.10	U	0.10	0.10
75-65-0	tert-Butyl alcohol	1.0	U	1.0	1.0
1634-04-4	Methyl tert-butyl ether	0.040	U	0.040	0.040
156-60-5	trans-1,2-Dichloroethene	0.040	U	0.040	0.040
110-54-3	n-Hexane	0.040	U	0.040	0.040
75-34-3	1,1-Dichloroethane	0.040	U	0.040	0.040
108-05-4	Vinyl acetate	1.0	U	1.0	1.0
141-78-6	Ethyl acetate	1.0	U	1.0	1.0
78-93-3	Methyl Ethyl Ketone	0.10	U	0.10	0.10
156-59-2	cis-1,2-Dichloroethene	0.040	U	0.040	0.040
540-59-0	1,2-Dichloroethene, Total	0.080	U	0.080	0.080
67-66-3	Chloroform	0.040	U	0.040	0.040
109-99-9	Tetrahydrofuran	1.0	U	1.0	1.0
71-55-6	1,1,1-Trichloroethane	0.040	U	0.040	0.040
110-82-7	Cyclohexane	0.040	U	0.040	0.040
56-23-5	Carbon tetrachloride	0.040	U	0.040	0.040
540-84-1	2,2,4-Trimethylpentane	0.040	U	0.040	0.040

FORM I TO-15

FORM I
AIR - GC/MS VOA ORGANICS ANALYSIS DATA SHEET

Lab Name: Eurofins TestAmerica, Burlington Job No.: 200-52297-1

SDG No.:

Client Sample ID: 5902 Lab Sample ID: 200-52297-1

Matrix: Air Lab File ID: 200-39693-011.D

Analysis Method: TO-15 Date Collected: 01/21/2020 00:00

Sample wt/vol: 1000(mL) Date Analyzed: 01/23/2020 23:05

Soil Aliquot Vol: Dilution Factor: 0.2

Soil Extract Vol.: GC Column: RTX-624 ID: 0.32(mm)

% Moisture: Level: (low/med) Low

Analysis Batch No.: 151708 Units: ppb v/v

CAS NO.	COMPOUND NAME	RESULT	Q	RL	RL
71-43-2	Benzene	0.040	U	0.040	0.040
107-06-2	1,2-Dichloroethane	0.040	U	0.040	0.040
142-82-5	n-Heptane	0.040	U	0.040	0.040
79-01-6	Trichloroethene	0.040	U	0.040	0.040
80-62-6	Methyl methacrylate	0.10	U	0.10	0.10
78-87-5	1,2-Dichloropropane	0.040	U	0.040	0.040
123-91-1	1,4-Dioxane	1.0	U	1.0	1.0
75-27-4	Bromodichloromethane	0.040	U	0.040	0.040
10061-01-5	cis-1,3-Dichloropropene	0.040	U	0.040	0.040
108-10-1	methyl isobutyl ketone	0.10	U	0.10	0.10
108-88-3	Toluene	0.040	U	0.040	0.040
10061-02-6	trans-1,3-Dichloropropene	0.040	U	0.040	0.040
79-00-5	1,1,2-Trichloroethane	0.040	U	0.040	0.040
127-18-4	Tetrachloroethene	0.040	U	0.040	0.040
591-78-6	Methyl Butyl Ketone (2-Hexanone)	0.10	U	0.10	0.10
124-48-1	Dibromochloromethane	0.040	U	0.040	0.040
106-93-4	1,2-Dibromoethane	0.040	U	0.040	0.040
108-90-7	Chlorobenzene	0.040	U	0.040	0.040
100-41-4	Ethylbenzene	0.040	U	0.040	0.040
179601-23-1	m,p-Xylene	0.10	U	0.10	0.10
95-47-6	Xylene, o-	0.040	U	0.040	0.040
1330-20-7	Xylene (total)	0.14	U	0.14	0.14
100-42-5	Styrene	0.040	U	0.040	0.040
75-25-2	Bromoform	0.040	U	0.040	0.040
98-82-8	Cumene	0.040	U	0.040	0.040
79-34-5	1,1,2,2-Tetrachloroethane	0.040	U	0.040	0.040
103-65-1	n-Propylbenzene	0.040	U	0.040	0.040
622-96-8	4-Ethyltoluene	0.040	U	0.040	0.040
108-67-8	1,3,5-Trimethylbenzene	0.040	U	0.040	0.040
95-49-8	2-Chlorotoluene	0.040	U	0.040	0.040
98-06-6	tert-Butylbenzene	0.040	U	0.040	0.040
95-63-6	1,2,4-Trimethylbenzene	0.040	U	0.040	0.040
135-98-8	sec-Butylbenzene	0.040	U	0.040	0.040
99-87-6	4-Isopropyltoluene	0.040	U	0.040	0.040
541-73-1	1,3-Dichlorobenzene	0.040	U	0.040	0.040
106-46-7	1,4-Dichlorobenzene	0.040	U	0.040	0.040

FORM I
AIR - GC/MS VOA ORGANICS ANALYSIS DATA SHEET

Lab Name: Eurofins TestAmerica, Burlington Job No.: 200-52297-1

SDG No.:

Client Sample ID: 5902 Lab Sample ID: 200-52297-1

Matrix: Air Lab File ID: 200-39693-011.D

Analysis Method: TO-15 Date Collected: 01/21/2020 00:00

Sample wt/vol: 1000(mL) Date Analyzed: 01/23/2020 23:05

Soil Aliquot Vol: Dilution Factor: 0.2

Soil Extract Vol.: GC Column: RTX-624 ID: 0.32(mm)

% Moisture: Level: (low/med) Low

Analysis Batch No.: 151708 Units: ppb v/v

CAS NO.	COMPOUND NAME	RESULT	Q	RL	RL
100-44-7	Benzyl chloride	0.040	U	0.040	0.040
104-51-8	n-Butylbenzene	0.040	U	0.040	0.040
95-50-1	1,2-Dichlorobenzene	0.040	U	0.040	0.040
120-82-1	1,2,4-Trichlorobenzene	0.10	U	0.10	0.10
87-68-3	Hexachlorobutadiene	0.040	U	0.040	0.040
91-20-3	Naphthalene	0.10	U	0.10	0.10

Eurofins TestAmerica, Burlington
Target Compound Quantitation Report

Data File: \\chromna\Burlington\ChromData\CHG.i\20200123-39693.b\200-39693-011.D
Lims ID: 200-52297-A-1
Client ID: 5902
Sample Type: Client
Inject. Date: 23-Jan-2020 23:05:30 ALS Bottle#: 11 Worklist Smp#: 11
Purge Vol: 200.000 mL Dil. Factor: 0.2000
Sample Info: 200-0039693-011
Misc. Info.: 52297-1
Operator ID: ggg Instrument ID: CHG.i

Method: \\chromna\Burlington\ChromData\CHG.i\20200123-39693.b\TO15_MasterMethod_(v1)_G.m
Limit Group: AI_TO15_ICAL
Last Update: 24-Jan-2020 09:44:25 Calib Date: 23-Jan-2020 10:20:30
Integrator: RTE ID Type: Deconvolution ID
Quant Method: Internal Standard Quant By: Initial Calibration
Last ICal File: \\chromna\Burlington\ChromData\CHG.i\20200122-39682.b\200-39682-021.D

Column 1 : RTX-624 (0.32 mm) Det: MS SCAN
Process Host: CTX0336

First Level Reviewer: bourdeaut Date: 24-Jan-2020 09:44:25

Compound	Sig	RT (min.)	Adj RT (min.)	Dlt RT (min.)	Q	Response	OnCol Amt ppb v/v	Flags
1 Propene	41		3.070				ND	U
2 Dichlorodifluoromethane	85		3.123				ND	
3 Chlorodifluoromethane	51		3.155				ND	
4 1,2-Dichloro-1,1,2,2-tetra	85	3.070	3.353	-0.283	1	173	0.003492	
5 Chloromethane	50		3.434				ND	
6 Butane	43		3.637				ND	
7 Vinyl chloride	62		3.637				ND	
8 Butadiene	54		3.712				ND	
10 Bromomethane	94		4.220				ND	
11 Chloroethane	64		4.418				ND	
13 Vinyl bromide	106		4.750				ND	
14 Trichlorofluoromethane	101		4.873				ND	
17 Ethanol	45		5.167				ND	
21 1,1-Dichloroethene	96		5.782				ND	
20 1,1,2-Trichloro-1,2,2-trif	101		5.814				ND	
22 Acetone	43		5.862				ND	
24 Isopropyl alcohol	45		6.098				ND	
23 Carbon disulfide	76		6.162				ND	
25 3-Chloro-1-propene	41		6.435				ND	
27 Methylene Chloride	49		6.654				ND	
28 2-Methyl-2-propanol	59		6.831				ND	
29 Methyl tert-butyl ether	73		7.125				ND	
31 trans-1,2-Dichloroethene	61		7.136				ND	
33 Hexane	57		7.622				ND	
34 1,1-Dichloroethane	63		7.901				ND	
35 Vinyl acetate	43		7.906				ND	
38 2-Butanone (MEK)	72		8.885				ND	
37 cis-1,2-Dichloroethene	96		8.901				ND	
39 Ethyl acetate	88		8.949				ND	
* 40 Chlorobromomethane	128	9.318	9.318	0.000	93	175518	10.0	
41 Tetrahydrofuran	42		9.350				ND	

Compound	Sig	RT (min.)	Adj RT (min.)	Dlt RT (min.)	Q	Response	OnCol Amt ppb v/v	Flags
42 Chloroform	83		9.511				ND	
S 30 1,2-Dichloroethene, Total	61		9.665				ND	
44 1,1,1-Trichloroethane	97		9.821				ND	
43 Cyclohexane	84		9.960				ND	
45 Carbon tetrachloride	117		10.105				ND	
47 Benzene	78		10.490				ND	
48 1,2-Dichloroethane	62		10.586				ND	
46 Isooctane	57		10.720				ND	
49 n-Heptane	43		11.068				ND	
* 50 1,4-Difluorobenzene	114	11.314	11.314	0.000	98	957471	10.0	
53 Trichloroethene	95		11.785				ND	
54 1,2-Dichloropropane	63		12.319				ND	
55 Methyl methacrylate	69		12.426				ND	
56 1,4-Dioxane	88		12.448				ND	
57 Dibromomethane	174		12.491				ND	
58 Dichlorobromomethane	83		12.844				ND	
60 cis-1,3-Dichloropropene	75		13.726				ND	
61 4-Methyl-2-pentanone (MIBK	43		14.026				ND	
65 Toluene	92		14.422				ND	
66 trans-1,3-Dichloropropene	75		14.887				ND	
67 1,1,2-Trichloroethane	83		15.289				ND	
68 Tetrachloroethene	166		15.470				ND	
69 2-Hexanone	43		15.738				ND	
71 Chlorodibromomethane	129		16.070				ND	
72 Ethylene Dibromide	107		16.316				ND	
* 74 Chlorobenzene-d5	117	17.289	17.289	0.000	95	795387	10.0	
75 Chlorobenzene	112		17.348				ND	
76 Ethylbenzene	91		17.557				ND	
78 m-Xylene & p-Xylene	106		17.830				ND	
79 o-Xylene	106		18.648				ND	
80 Styrene	104		18.691				ND	
81 Bromoform	173		19.065				ND	
82 Isopropylbenzene	105		19.402				ND	
S 73 Xylenes, Total	106		19.600				ND	
84 1,1,2,2-Tetrachloroethane	83		19.980				ND	
85 N-Propylbenzene	91		20.167				ND	
89 2-Chlorotoluene	91		20.317				ND	
88 4-Ethyltoluene	105		20.376				ND	
90 1,3,5-Trimethylbenzene	105		20.472				ND	
92 tert-Butylbenzene	119		20.975				ND	
93 1,2,4-Trimethylbenzene	105		21.066				ND	
94 sec-Butylbenzene	105		21.312				ND	
96 1,3-Dichlorobenzene	146		21.489				ND	
95 4-Isopropyltoluene	119		21.537				ND	
97 1,4-Dichlorobenzene	146		21.633				ND	
98 Benzyl chloride	91		21.794				ND	
100 n-Butylbenzene	91		22.104				ND	
101 1,2-Dichlorobenzene	146		22.136				ND	
103 1,2,4-Trichlorobenzene	180		24.592				ND	
104 Hexachlorobutadiene	225		24.838				ND	
105 Naphthalene	128		25.084				ND	

QC Flag Legend

Review Flags

U - Marked Undetected

Reagents:

ATTO15GIS_00015	Amount Added: 20.00	Units: mL	Run Reagent

Report Date: 24-Jan-2020 09:44:26 Chrom Revision: 2.3 14-Jan-2020 22:23:42

Eurofins TestAmerica, Burlington

Data File:	\\chromna\Burlington\ChromData\CHG.i\20200123-39693.b\200-39693-011.D				
Injection Date:	23-Jan-2020 23:05:30	Instrument ID:	CHG.i	Operator ID:	ggg
Lims ID:	200-52297-A-1	Lab Sample ID:	200-52297-1	Worklist Smp#:	11
Client ID:	5902				
Purge Vol:	200.000 mL	Dil. Factor:	0.2000	ALS Bottle#:	11
Method:	TO15_MasterMethod_(v1)_G	Limit Group:	AI_TO15_ICAL		

Column: RTX-624 (0.32 mm) Y Scaling: Method Defined: Scale to the Nth Largest Target: 1

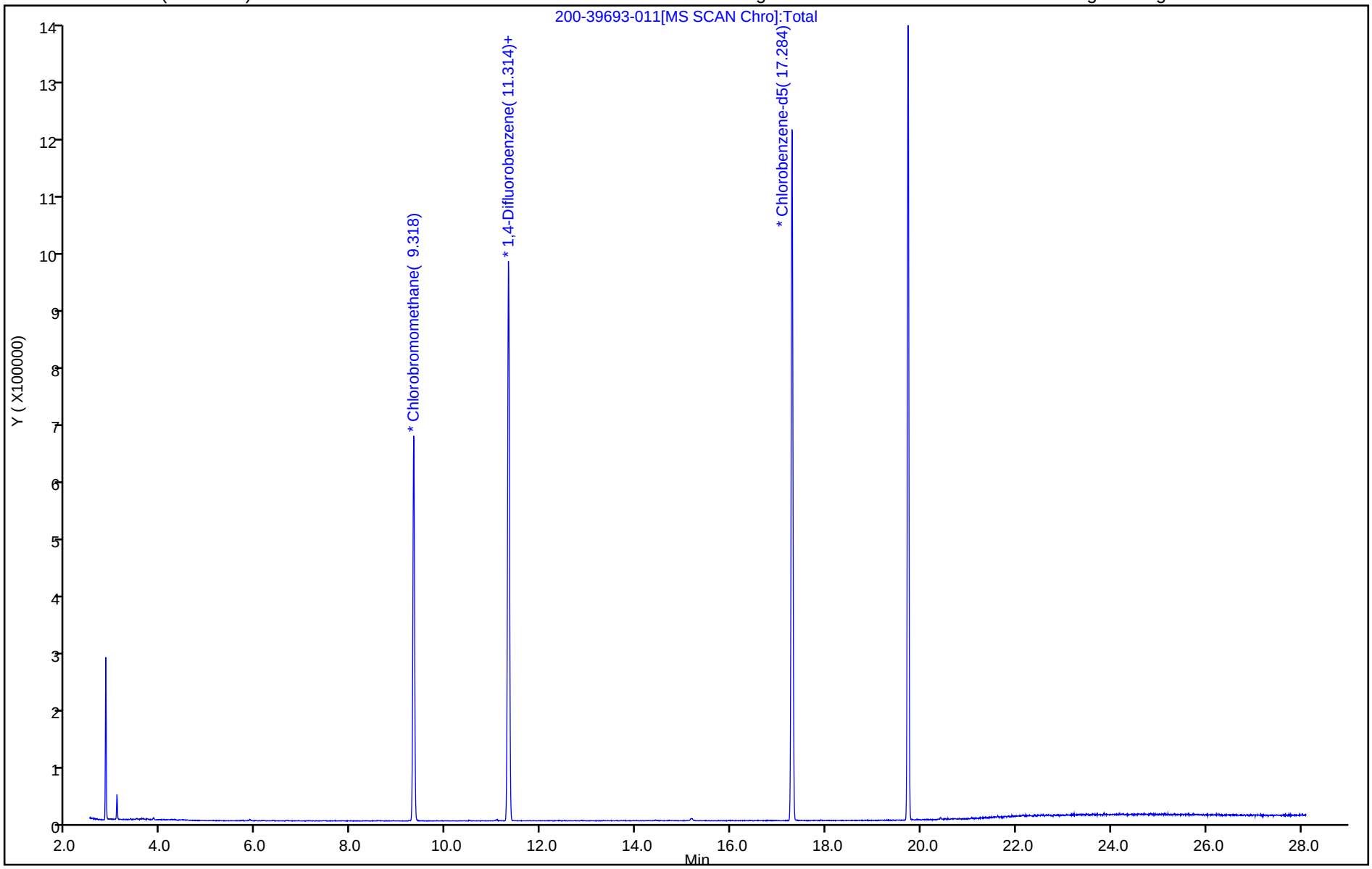

User Disabled Compound Report

Eurofins TestAmerica, Burlington

Data File:	\\chromna\Burlington\ChromData\CHG.i\20200123-39693.b\200-39693-011.D				
Injection Date:	23-Jan-2020 23:05:30	Instrument ID:	CHG.i		
Lims ID:	200-52297-A-1	Lab Sample ID:	200-52297-1		
Client ID:	5902				
Operator ID:	ggg	ALS Bottle#:	11	Worklist Smp#:	11
Purge Vol:	200.000 mL	Dil. Factor:	0.2000		
Method:	TO15_MasterMethod_(v1)_G	Limit Group:	AI_TO15_ICAL		
Column:	RTX-624 (0.32 mm)	Detector	MS SCAN		

1 Propene, CAS: 115-07-1

Processing Results

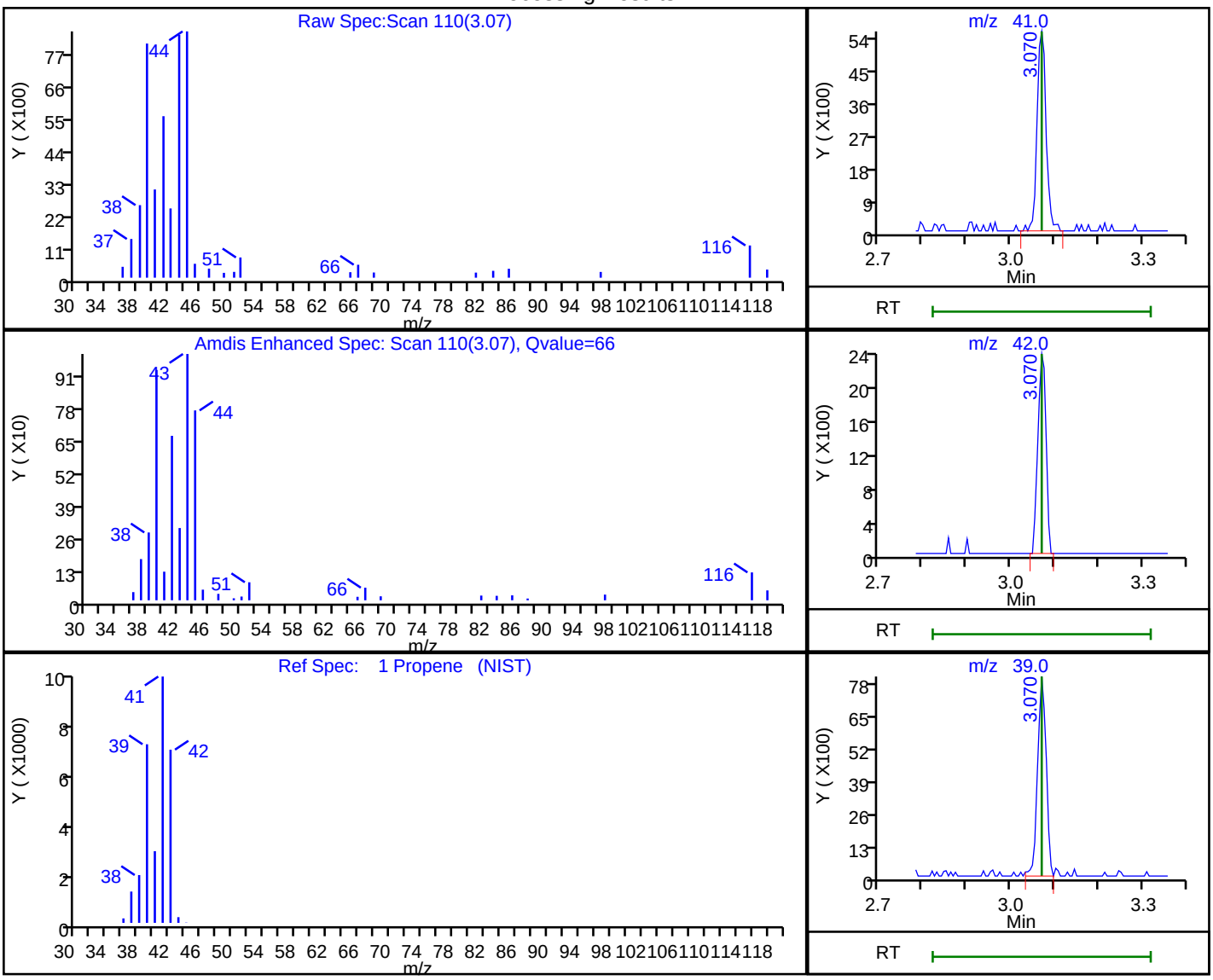

RT	Mass	Response	Amount
3.07	41.00	8011	0.515427
3.07	42.00	3081	
3.07	39.00	11005	

Reviewer: bourdeaut, 24-Jan-2020 09:44:02

Audit Action: Marked Compound Undetected Audit Reason: Invalid Compound ID

Memorandum

April 16, 2020

To:	Denis Conley [dconley@haleyaldrich.com]	Ref. No.:	058507-256040
From:	Kathy Willy/adh/276	Tel:	716-205-1942
CC:	Claire Mondello [cmondello@haleyaldrich.com] Tom Bohlen [thomas.bohlen@gza.com]		
Subject:	**Analytical Results and Reduced Validation Air Sampling GM Components Holdings (GMCH) Lockport, New York February 2020**		

1. Introduction

This document details a reduced validation of analytical results for air samples collected in support of the Air Sampling event at the GM-Lockport site during February 2020. Samples were submitted to Eurofins TestAmerica Laboratories, Inc. located in South Burlington, Vermont and Knoxville, Tennessee. A sample collection and analysis summary is presented in Table 1. The validated analytical results are summarized in Table 2. A summary of the analytical methodology is presented in Table 3.

Full Contract Laboratory Program (CLP) equivalent raw data deliverables were provided by the laboratory. Evaluation of the data was based on information obtained from the finished data sheets, chain of custody forms, blank data, duplicate data, and recovery data from laboratory control samples (LCS). The assessment of analytical and in-house data included checks for: data consistency by observing comparability of duplicate analyses, adherence to accuracy and precision criteria, and transmittal errors.

The Quality Assurance/Quality Control (QA/QC) criteria by which these data have been assessed are outlined in the analytical method referenced in Table 3 and applicable guidance from the document entitled:

i) "USEPA Contract Laboratory Program National Functional Guidelines for Superfund Organic Methods Data Review", United States Environmental Protection Agency (USEPA) 540-R-08-01, June 2008

This item will subsequently be referred to as the "Guidelines" in this Memorandum.

2. Sample Holding Time and Preservation

The sample holding time criteria for the analyses are summarized in Table 3. Sample chain of custody documents and analytical reports were used to determine sample holding times. All samples were analyzed within the required holding times.

All samples were properly received and stored by the laboratory.

3. Laboratory Blank Analyses

Method blanks are prepared from a purified matrix and analyzed with investigative samples to determine the existence and magnitude of sample contamination introduced during the analytical procedures.

For this study, laboratory method blanks were analyzed at a minimum frequency of 1 per 20 investigative samples and/or 1 per analytical batch.

Most method blank results were non-detect, indicating that laboratory contamination was not a factor for this investigation. Low concentrations of various volatile organic compounds (VOCs) were reported in some of the method blanks, indicating a potential for laboratory contamination. Associated sample results with concentrations similar to that found in the blanks were considered to be a reflection of laboratory contamination and were qualified non-detect. Sample results that were non-detect or significantly greater in concentration than the method blanks would not have been impacted, and no qualification of the data was required. A summary of qualified results is presented in Table 4.

4. Laboratory Control Sample Analyses

LCS are prepared and analyzed as samples to assess the analytical efficiencies of the methods employed, independent of sample matrix effects.

For this study, LCS were analyzed at a minimum frequency of 1 per 20 investigative samples and/or 1 per analytical batch.

The LCS contained all compounds of interest. All LCS recoveries were within the laboratory control limits, demonstrating acceptable analytical accuracy with the exception of some high recoveries. All associated sample results were non-detect and would not have been impacted by the implied high bias.

5. Field QA/QC Samples

Field QA/QC samples were not submitted with this sampling event.

6. Analyte Reporting

The laboratory reported detected results down to the laboratory's method detection limit (MDL) for each analyte. Positive analyte detections less than the reporting limit (RL) but greater than the MDL were qualified as estimated (J) in Table 2 unless qualified otherwise in this memorandum. Non-detect results were presented as non-detect at the RL in Table 2.

7. Conclusion

Based on the assessment detailed in the foregoing, the data summarized in Table 2 are acceptable with the qualifications noted herein.

Table 1

Sample Collection and Analysis Summary
Air Sampling
GM Components Holdings (GMCH)
Lockport, New York
February 2020

Sample Identification	Location	Matrix	Collection Date (mm/dd/yyyy)	Collection Time (hr:min)	Analysis/Parameters TO-14	TO-15
10-IA-1-2020	10-IA-1	Air	02/25/2020	15:54		x
10-IA-2-2020	10-IA-2	Air	02/25/2020	15:58		x
7A-IA-1-2020	7A-IA-1	Air	02/25/2020	16:21		x
7A-IA-2-2020	7A-IA-2	Air	02/25/2020	16:19		x
7E-IA-1-2020	7E-IA-1	Air	02/26/2020	15:49		x
7E-IA-2-2020	7E-IA-2	Air	02/26/2020	15:51		x
7W-IA-1-2020	7W-IA-1	Air	02/26/2020	15:58		x
7W-IA-2-2020	7W-IA-2	Air	02/26/2020	15:34		x
7W-IA-3-2020	7W-IA-3	Air	02/26/2020	15:38		x
7W-IA-4-2020	7W-IA-4	Air	02/26/2020	15:54		x
7W-IA-5-2020	7W-IA-5	Air	02/26/2020	15:44		x
8-IA-1-2020	8-IA-1	Air	02/25/2020	15:15		x
8-IA-2-2020	8-IA-2	Air	02/25/2020	16:08		x
7A-1/3-022420	Blower 7A-1/3	Air	02/24/2020	09:57	x	
7E-1-022420	Blower 7E-1	Air	02/24/2020	12:58	x	
8-3-022420	Blower 8-3	Air	02/24/2020	11:25	x	
OA-1-2020	OA-1	Air	02/25/2020	16:13		x
OA-2-2020	OA-2	Air	02/26/2020	16:10		x

Table 2

Analytical Results Summary
Air Sampling
GM Components Holdings (GMCH)
Lockport, New York
February 2020

	Location ID:	**10-IA-1**	**10-IA-2**	**7A-IA-1**	**7A-IA-2**	**7E-IA-1**	**7E-IA-2**
	Sample Name:	**10-IA-1-2020**	**10-IA-2-2020**	**7A-IA-1-2020**	**7A-IA-2-2020**	**7E-IA-1-2020**	**7E-IA-2-2020**
	Sample Date:	**02/25/2020**	**02/25/2020**	**02/25/2020**	**02/25/2020**	**02/26/2020**	**02/26/2020**
Parameters	**Unit**						
Volatile Organic Compounds							
1,1,1-Trichloroethane	µg/m3	1.1 U	1.1 U	1.1 U	1.1 U	1.1 U	1.1 U
1,1,2,2-Tetrachloroethane	µg/m3	1.4 U	1.4 U	1.4 U	1.4 U	1.4 U	1.4 U
1,1,2-Trichloroethane	µg/m3	1.1 U	1.1 U	1.1 U	1.1 U	1.1 U	1.1 U
1,1-Dichloroethane	µg/m3	0.17 J	0.81 U	0.81 U	0.81 U	0.81 U	0.81 U
1,1-Dichloroethene	µg/m3	0.79 U	0.79 U	0.79 U	0.79 U	0.79 U	0.79 U
1,2,4-Trichlorobenzene	µg/m3	3.7 U	3.7 U	3.7 U	3.7 U	3.7 U	3.7 U
1,2,4-Trimethylbenzene	µg/m3	0.98 U	0.98 U	10	0.98 U	6.2	0.32 J
1,2-Dibromoethane (Ethylene dibromide)	µg/m3	1.5 U	1.5 U	1.5 U	1.5 U	1.5 U	1.5 U
1,2-Dichlorobenzene	µg/m3	1.2 U	1.2 U	1.2 U	1.2 U	1.2 U	1.2 U
1,2-Dichloroethane	µg/m3	0.81 U	0.81 U	0.81 U	0.81 U	0.81 U	0.81 U
1,2-Dichloroethene (total)	µg/m3	0.55 J	0.39 J	1.6 U	1.6 U	3.5	1.2 J
1,2-Dichloropropane	µg/m3	0.92 U	0.92 U	0.92 U	0.92 U	0.92 U	0.92 U
1,2-Dichlorotetrafluoroethane (CFC 114)	µg/m3	1.4 U	1.4 U	1.4 U	1.4 U	1.4 U	1.4 U
1,3,5-Trimethylbenzene	µg/m3	0.98 U	0.98 U	3.8	0.98 U	1.7	0.98 U
1,3-Butadiene	µg/m3	0.44 U	0.44 U	0.44 U	0.44 U	0.44 U	0.44 U
1,3-Dichlorobenzene	µg/m3	1.2 U	1.2 U	1.2 U	1.2 U	1.2 U	1.2 U
1,4-Dichlorobenzene	µg/m3	1.2 U	1.2 U	2.0	1.2 U	1.2 U	1.2 U
1,4-Dioxane	µg/m3	18 U	18 U	0.41 J	18 U	18 U	18 U
2,2,4-Trimethylpentane	µg/m3	0.93 U	0.93 U	0.93 U	0.93 U	0.93 U	0.93 U
2-Butanone (Methyl ethyl ketone) (MEK)	µg/m3	0.80 J	0.65 J	160	1.6	2.9	12
2-Chlorotoluene	µg/m3	1.0 U	1.0 U	1.0 U	1.0 U	1.0 U	1.0 U
2-Hexanone	µg/m3	2.0 U	2.0 U	2.0 U	2.0 U	0.36 J	0.77 J
2-Phenylbutane (sec-Butylbenzene)	µg/m3	1.1 U	1.1 U	1.1 U	1.1 U	0.97 J	1.1 U
4-Ethyl toluene	µg/m3	0.98 U	0.98 U	2.4	0.98 U	1.4	0.98 U
4-Methyl-2-pentanone (Methyl isobutyl ketone) (MIBK)	µg/m3	2.0 U	2.0 U	9.4	2.0 U	2.0 U	3.3
Acetone	µg/m3	270	240	170	11 J	12	12
Allyl chloride	µg/m3	1.6 U	1.6 U	1.4 J	1.6 U	1.6 U	1.6 U
Benzene	µg/m3	1.3	1.1	0.43 J	0.41 J	0.63 J	0.46 J
Benzyl chloride	µg/m3	1.0 U	1.0 U	1.0 U	1.0 U	1.0 U	1.0 U
Bromodichloromethane	µg/m3	1.3 U	1.3 U	1.3 U	1.3 U	1.3 U	1.3 U
Bromoform	µg/m3	2.1 U	2.1 U	2.1 U	2.1 U	2.1 U	2.1 U
Bromomethane (Methyl bromide)	µg/m3	0.78 U	0.78 U	0.78 U	0.78 U	0.78 U	0.78 U
Butane	µg/m3	11	8.6	17	3.5	4.0	2.9
Carbon disulfide	µg/m3	0.55 J	1.6 U	1.6 U	1.5 J	1.6 U	1.6 U
Carbon tetrachloride	µg/m3	0.45 J	0.44 J	0.39 J	0.56 J	0.32 J	0.33 J

Table 2

Analytical Results Summary
Air Sampling
GM Components Holdings (GMCH)
Lockport, New York
February 2020

	Location ID:	10-IA-1	10-IA-2	7A-IA-1	7A-IA-2	7E-IA-1	7E-IA-2
	Sample Name:	10-IA-1-2020	10-IA-2-2020	7A-IA-1-2020	7A-IA-2-2020	7E-IA-1-2020	7E-IA-2-2020
	Sample Date:	02/25/2020	02/25/2020	02/25/2020	02/25/2020	02/26/2020	02/26/2020
Parameters	**Unit**						
Volatile Organic Compounds							
Chlorobenzene	µg/m3	0.36 J	0.29 J	0.33 J	0.26 J	0.92 U	0.92 U
Chlorodifluoromethane	µg/m3	1.5 J	1.4 J	16	22	1.7 J	3.6
Chloroethane	µg/m3	1.3 U	1.3 U	1.3 U	1.3 U	1.3 U	1.3 U
Chloroform (Trichloromethane)	µg/m3	0.98 U	0.98 U	0.98 U	0.98 U	0.98 U	0.98 U
Chloromethane (Methyl chloride)	µg/m3	1.4	1.3	1.3	1.2	1.1	1.1
cis-1,2-Dichloroethene	µg/m3	0.55 J	0.39 J	0.79 U	0.79 U	3.5	1.2
cis-1,3-Dichloropropene	µg/m3	0.91 U	0.91 U	0.91 U	0.91 U	0.91 U	0.91 U
Cyclohexane	µg/m3	4.0	3.2	0.69 U	0.69 U	0.69 U	0.69 U
Cymene (p-Isopropyltoluene)	µg/m3	1.1 U	1.1 U	85	1.1 U	0.73 J	0.85 J
Dibromochloromethane	µg/m3	1.7 U	1.7 U	1.7 U	1.7 U	1.7 U	1.7 U
Dichlorodifluoromethane (CFC-12)	µg/m3	2.3 J	2.2 J	2.1 J	2.0 J	1.6 J	1.5 J
Ethylbenzene	µg/m3	0.51 J	0.39 J	5.2	0.87 U	0.37 J	0.39 J
Hexachlorobutadiene	µg/m3	2.1 U	2.1 U	2.1 U	2.1 U	2.1 U	2.1 U
Hexane	µg/m3	89	72	0.70 U	0.70 U	0.88	0.70 U
Isopropyl alcohol	µg/m3	4.9 J	4.0 J	52	2.9 J	18	15
Isopropyl benzene	µg/m3	0.98 U	0.98 U	1.2	0.98 U	0.37 J	0.98 U
m&p-Xylenes	µg/m3	1.4 J	1.2 J	13	2.2 U	1.6 J	1.3 J
Methyl methacrylate	µg/m3	2.0 U	2.0 U	2.0 U	2.0 U	19	55
Methyl tert butyl ether (MTBE)	µg/m3	0.72 U	0.72 U	0.72 U	0.72 U	0.72 U	0.72 U
Methylene chloride	µg/m3	1.7 U	0.99 J	1.7 U	1.7 U	5.1	1.2 J
N-Butylbenzene	µg/m3	1.1 U	1.1 U	1.1 U	1.1 U	0.87 J	1.1 U
N-Heptane	µg/m3	0.67 J	0.39 J	7.1	0.82 U	0.37 J	0.35 J
N-Propylbenzene	µg/m3	0.98 U	0.98 U	2.0	0.98 U	1.1	0.98 U
Naphthalene	µg/m3	2.6 U	2.6 U	2.6 U	2.6 U	1.5 J	0.97 J
o-Xylene	µg/m3	0.56 J	0.43 J	4.7	0.87 U	0.84 J	0.31 J
Styrene	µg/m3	0.85 U	0.85 U	1.3	0.85 U	0.85 U	0.85 U
tert-Butyl alcohol	µg/m3	0.41 J	0.28 J	7.2 J	15 U	1.3 J	1.5 J
tert-Butylbenzene	µg/m3	1.1 U	1.1 U	1.1 U	1.1 U	1.1 U	1.1 U
Tetrachloroethene	µg/m3	7.1	4.0	3.7	3.3	1.9	1.5
Tetrahydrofuran	µg/m3	15 U	15 U	11 J	15 U	15 U	0.79 J
Toluene	µg/m3	150	120	2.5	0.82	2.3	1.5
trans-1,2-Dichloroethene	µg/m3	0.79 U	0.79 U	0.79 U	0.79 U	0.79 U	0.79 U
trans-1,3-Dichloropropene	µg/m3	0.91 U	0.91 U	0.91 U	0.91 U	0.91 U	0.91 U
Trichloroethene	µg/m3	0.82 J	0.69 J	0.98 J	1.1	2.2	1.6
Trichlorofluoromethane (CFC-11)	µg/m3	1.2	1.1	1.0 J	1.3	2.8	1.3

Table 2

Analytical Results Summary
Air Sampling
GM Components Holdings (GMCH)
Lockport, New York
February 2020

	Location ID:	**10-IA-1**	**10-IA-2**	**7A-IA-1**	**7A-IA-2**	**7E-IA-1**	**7E-IA-2**
	Sample Name:	**10-IA-1-2020**	**10-IA-2-2020**	**7A-IA-1-2020**	**7A-IA-2-2020**	**7E-IA-1-2020**	**7E-IA-2-2020**
	Sample Date:	**02/25/2020**	**02/25/2020**	**02/25/2020**	**02/25/2020**	**02/26/2020**	**02/26/2020**
Parameters	**Unit**						
Volatile Organic Compounds							
Trifluorotrichloroethane (CFC-113)	µg/m3	0.51 J	0.52 J	0.50 J	0.56 J	0.62 J	0.65 J
Vinyl bromide (Bromoethene)	µg/m3	0.87 U	0.87 U	0.87 U	0.87 U	0.87 U	0.87 U
Vinyl chloride	µg/m3	0.51 U	0.51 U	0.51 U	0.51 U	0.29 J	0.51 U
Xylenes (total)	µg/m3	2.0 J	1.6 J	18	3.0 U	2.4 J	1.6 J

Table 2

Analytical Results Summary
Air Sampling
GM Components Holdings (GMCH)
Lockport, New York
February 2020

Location ID:		7W-IA-1	7W-IA-2	7W-IA-3	7W-IA-4	7W-IA-5	8-IA-1
Sample Name:		7W-IA-1-2020	7W-IA-2-2020	7W-IA-3-2020	7W-IA-4-2020	7W-IA-5-2020	8-IA-1-2020
Sample Date:		02/26/2020	02/26/2020	02/26/2020	02/26/2020	02/26/2020	02/25/2020
Parameters	**Unit**						
Volatile Organic Compounds							
1,1,1-Trichloroethane	µg/m3	1.1 U	1.1 U	1.1 U	1.1 U	1.1 U	1.1 U
1,1,2,2-Tetrachloroethane	µg/m3	1.4 U	1.4 U	1.4 U	1.4 U	1.4 U	1.4 U
1,1,2-Trichloroethane	µg/m3	1.1 U	1.1 U	1.1 U	1.1 U	1.1 U	1.1 U
1,1-Dichloroethane	µg/m3	0.81 U	0.81 U	0.81 U	0.81 U	0.81 U	0.81 U
1,1-Dichloroethene	µg/m3	0.79 U	0.79 U	0.79 U	0.79 U	0.79 U	0.79 U
1,2,4-Trichlorobenzene	µg/m3	3.7 U	3.7 U	3.7 U	3.7 U	3.7 U	3.7 U
1,2,4-Trimethylbenzene	µg/m3	0.32 J	0.98 U	0.98 U	0.27 J	0.32 J	0.98 U
1,2-Dibromoethane (Ethylene dibromide)	µg/m3	1.5 U	1.5 U	1.5 U	1.5 U	1.5 U	1.5 U
1,2-Dichlorobenzene	µg/m3	1.2 U	1.2 U	1.2 U	1.2 U	1.2 U	1.2 U
1,2-Dichloroethane	µg/m3	0.81 U	0.81 U	0.81 U	0.81 U	0.81 U	0.81 U
1,2-Dichloroethene (total)	µg/m3	1.0 J	0.21 J	0.46 J	0.33 J	0.66 J	0.59 J
1,2-Dichloropropane	µg/m3	0.92 U	0.92 U	0.92 U	0.92 U	0.92 U	0.92 U
1,2-Dichlorotetrafluoroethane (CFC 114)	µg/m3	1.4 U	1.4 U	1.4 U	1.4 U	1.4 U	1.4 U
1,3,5-Trimethylbenzene	µg/m3	0.98 U	0.98 U	0.98 U	0.98 U	0.98 U	0.98 U
1,3-Butadiene	µg/m3	0.41 J	0.90	0.20 J	0.16 J	0.44 U	0.44 U
1,3-Dichlorobenzene	µg/m3	1.2 U	1.2 U	1.2 U	1.2 U	1.2 U	1.2 U
1,4-Dichlorobenzene	µg/m3	1.2 U	1.2 U	1.2 U	1.2 U	1.2 U	1.2 U
1,4-Dioxane	µg/m3	18 U	18 U	18 U	18 U	18 U	1.1 J
2,2,4-Trimethylpentane	µg/m3	0.93 U	0.19 J	0.93 U	0.93 U	0.20 J	0.93 U
2-Butanone (Methyl ethyl ketone) (MEK)	µg/m3	14	2.1	1.5	4.0	1.6	1.6
2-Chlorotoluene	µg/m3	1.0 U	1.0 U	1.0 U	1.0 U	1.0 U	1.0 U
2-Hexanone	µg/m3	2.0 U	2.0 U	2.0 U	0.45 J	2.0 U	2.0 U
2-Phenylbutane (sec-Butylbenzene)	µg/m3	1.1 U	1.1 U	1.1 U	1.1 U	1.1 U	1.1 U
4-Ethyl toluene	µg/m3	0.98 U	0.98 U	0.98 U	0.98 U	0.98 U	0.98 U
4-Methyl-2-pentanone (Methyl isobutyl ketone) (MIBK)	µg/m3	3.2	2.0 U	2.0 U	0.83 J	2.0 U	2.0 U
Acetone	µg/m3	160	27	17	16	12	19
Allyl chloride	µg/m3	1.6 U	1.6 U	1.6 U	1.6 U	1.6 U	1.6 U
Benzene	µg/m3	0.78	0.84	0.58 J	0.52 J	0.56 J	0.64
Benzyl chloride	µg/m3	1.0 U	1.0 U	1.0 U	1.0 U	1.0 U	1.0 U
Bromodichloromethane	µg/m3	1.3 U	1.3 U	1.3 U	1.3 U	1.3 U	1.3 U
Bromoform	µg/m3	2.1 U	2.1 U	2.1 U	2.1 U	2.1 U	2.1 U
Bromomethane (Methyl bromide)	µg/m3	0.78 U	0.78 U	0.78 U	0.78 U	0.78 U	0.78 U
Butane	µg/m3	3.7	3.7	3.2	8.0	5.4	3.8
Carbon disulfide	µg/m3	0.35 J	1.6 U	1.6 U	1.6 U	1.6 U	1.6 U
Carbon tetrachloride	µg/m3	0.29 J	0.29 J	0.36 J	0.33 J	0.33 J	0.40 J

Table 2

Analytical Results Summary
Air Sampling
GM Components Holdings (GMCH)
Lockport, New York
February 2020

	Location ID:	7W-IA-1	7W-IA-2	7W-IA-3	7W-IA-4	7W-IA-5	8-IA-1
	Sample Name:	7W-IA-1-2020	7W-IA-2-2020	7W-IA-3-2020	7W-IA-4-2020	7W-IA-5-2020	8-IA-1-2020
	Sample Date:	02/26/2020	02/26/2020	02/26/2020	02/26/2020	02/26/2020	02/25/2020
Parameters	**Unit**						
Volatile Organic Compounds							
Chlorobenzene	µg/m3	0.92 U	0.92 U	0.92 U	0.92 U	0.92 U	0.92 U
Chlorodifluoromethane	µg/m3	0.84 J	1.1 J	0.94 J	1.3 J	1.6 J	6.5
Chloroethane	µg/m3	1.3 U	1.3 U	1.3 U	1.3 U	1.3 U	1.3 U
Chloroform (Trichloromethane)	µg/m3	0.98 U	0.98 U	0.98 U	0.18 J	0.25 J	0.98 U
Chloromethane (Methyl chloride)	µg/m3	1.0	1.1	1.1	1.2	1.1	1.3
cis-1,2-Dichloroethene	µg/m3	1.0	0.21 J	0.46 J	0.33 J	0.66 J	0.59 J
cis-1,3-Dichloropropene	µg/m3	0.91 U	0.91 U	0.91 U	0.91 U	0.91 U	0.91 U
Cyclohexane	µg/m3	0.27 J	0.69 U	0.69 U	0.69 U	0.69 U	0.33 J
Cymene (p-Isopropyltoluene)	µg/m3	1.1 U	1.1 U	1.1 U	1.1 U	1.1 U	1.1 U
Dibromochloromethane	µg/m3	1.7 U	1.7 U	1.7 U	1.7 U	1.7 U	1.7 U
Dichlorodifluoromethane (CFC-12)	µg/m3	1.7 J	2.0 J	1.6 J	1.6 J	1.7 J	2.3 J
Ethylbenzene	µg/m3	0.33 J	0.70 J	0.37 J	5.4	1.2	0.87 U
Hexachlorobutadiene	µg/m3	2.1 U	2.1 U	2.1 U	2.1 U	2.1 U	2.1 U
Hexane	µg/m3	18	3.7	1.8	0.70 U	2.3	9.2
Isopropyl alcohol	µg/m3	78	86	62	360	170	12 U
Isopropyl benzene	µg/m3	0.98 U	0.98 U	0.98 U	0.98 U	0.98 U	0.98 U
m&p-Xylenes	µg/m3	1.2 J	2.7	1.4 J	23	4.6	0.60 J
Methyl methacrylate	µg/m3	2.0 U	0.73 J	1.1 J	1.7 J	1.2 J	2.0 U
Methyl tert butyl ether (MTBE)	µg/m3	0.77	0.72 U	0.72 U	0.72 U	0.72 U	0.72 U
Methylene chloride	µg/m3	1.7 U	5.7	4.0	1.7 U	17	1.1 J
N-Butylbenzene	µg/m3	1.1 U	1.1 U	1.1 U	1.1 U	0.21 J	1.1 U
N-Heptane	µg/m3	0.88	0.49 J	0.47 J	0.38 J	0.79 J	0.36 J
N-Propylbenzene	µg/m3	0.98 U	0.98 U	0.98 U	0.98 U	0.98 U	0.98 U
Naphthalene	µg/m3	2.3 J	2.6 U	2.6 U	0.90 J	2.6 U	2.6 U
o-Xylene	µg/m3	0.60 J	0.86 J	0.41 J	6.6	1.3	0.24 J
Styrene	µg/m3	0.85 U	0.85 U	0.85 U	0.85 U	0.85 U	0.85 U
tert-Butyl alcohol	µg/m3	44	6.4 J	3.1 J	1.1 J	0.73 J	0.33 J
tert-Butylbenzene	µg/m3	1.1 U	1.1 U	1.1 U	1.1 U	1.1 U	1.1 U
Tetrachloroethene	µg/m3	4.3	3.3	2.5	2.0	5.1	0.25 J
Tetrahydrofuran	µg/m3	1.3 J	15 U	15 U	0.42 J	0.45 J	0.36 J
Toluene	µg/m3	3.5	3.0	1.9	0.77	1.3	4.0
trans-1,2-Dichloroethene	µg/m3	0.79 U	0.79 U	0.79 U	0.79 U	0.79 U	0.79 U
trans-1,3-Dichloropropene	µg/m3	0.91 U	0.91 U	0.91 U	0.91 U	0.91 U	0.91 U
Trichloroethene	µg/m3	2.9	2.6	1.0 J	0.47 J	0.75 J	2.8
Trichlorofluoromethane (CFC-11)	µg/m3	3.0	6.2	6.2	1.7	1.4	1.5

Table 2

Analytical Results Summary
Air Sampling
GM Components Holdings (GMCH)
Lockport, New York
February 2020

	Location ID:	**7W-IA-1**	**7W-IA-2**	**7W-IA-3**	**7W-IA-4**	**7W-IA-5**	**8-IA-1**
	Sample Name:	**7W-IA-1-2020**	**7W-IA-2-2020**	**7W-IA-3-2020**	**7W-IA-4-2020**	**7W-IA-5-2020**	**8-IA-1-2020**
	Sample Date:	**02/26/2020**	**02/26/2020**	**02/26/2020**	**02/26/2020**	**02/26/2020**	**02/25/2020**
Parameters	**Unit**						
Volatile Organic Compounds							
Trifluorotrichloroethane (CFC-113)	µg/m3	0.36 J	0.41 J	0.37 J	0.47 J	0.47 J	0.78 J
Vinyl bromide (Bromoethene)	µg/m3	0.87 U	0.87 U	0.87 U	0.87 U	0.87 U	0.87 U
Vinyl chloride	µg/m3	0.51 U	0.51 U	0.51 U	0.51 U	0.51 U	0.51 U
Xylenes (total)	µg/m3	1.8 J	3.6	1.8 J	30	5.9	0.84 J

Table 2

Analytical Results Summary
Air Sampling
GM Components Holdings (GMCH)
Lockport, New York
February 2020

	Location ID:	**8-IA-2**	**Blower 7A-1/3**	**Blower 7E-1**	**Blower 8-3**	**OA-1**	**OA-2**
	Sample Name:	**8-IA-2-2020**	**7A-1/3-022420**	**7E-1-022420**	**8-3-022420**	**OA-1-2020**	**OA-2-2020**
	Sample Date:	**02/25/2020**	**02/24/2020**	**02/24/2020**	**02/24/2020**	**02/25/2020**	**02/26/2020**
Parameters	**Unit**						
Volatile Organic Compounds							
1,1,1-Trichloroethane	µg/m3	1.1 U	170 U	22 U	930 U	1.1 U	1.1 U
1,1,2,2-Tetrachloroethane	µg/m3	1.4 U	-	-	-	1.4 U	1.4 U
1,1,2-Trichloroethane	µg/m3	1.1 U	-	-	-	1.1 U	1.1 U
1,1-Dichloroethane	µg/m3	0.81 U	130 U	16 U	690 U	0.81 U	0.81 U
1,1-Dichloroethene	µg/m3	0.79 U	130 U	2.8 J	680 U	0.79 U	0.79 U
1,2,4-Trichlorobenzene	µg/m3	3.7 U	-	-	-	3.7 U	3.7 U
1,2,4-Trimethylbenzene	µg/m3	0.98 U	-	-	-	0.98 U	0.98 U
1,2-Dibromoethane (Ethylene dibromide)	µg/m3	1.5 U	-	-	-	1.5 U	1.5 U
1,2-Dichlorobenzene	µg/m3	1.2 U	-	-	-	1.2 U	1.2 U
1,2-Dichloroethane	µg/m3	0.81 U	130 U	16 U	690 U	0.81 U	0.81 U
1,2-Dichloroethene (total)	µg/m3	1.1 J	200 J	840	2900	1.6 U	1.6 U
1,2-Dichloropropane	µg/m3	0.92 U	-	-	-	0.92 U	0.92 U
1,2-Dichlorotetrafluoroethane (CFC 114)	µg/m3	1.4 U	-	-	-	1.4 U	1.4 U
1,3,5-Trimethylbenzene	µg/m3	0.98 U	-	-	-	0.98 U	0.98 U
1,3-Butadiene	µg/m3	0.44 U	-	-	-	0.44 U	0.44 U
1,3-Dichlorobenzene	µg/m3	1.2 U	-	-	-	1.2 U	1.2 U
1,4-Dichlorobenzene	µg/m3	1.2 U	-	-	-	1.2 U	1.2 U
1,4-Dioxane	µg/m3	18 U	-	-	-	18 U	18 U
2,2,4-Trimethylpentane	µg/m3	0.22 J	-	-	-	0.93 U	0.93 U
2-Butanone (Methyl ethyl ketone) (MEK)	µg/m3	2.7	-	-	-	0.31 J	5.6
2-Chlorotoluene	µg/m3	1.0 U	-	-	-	1.0 U	1.0 U
2-Hexanone	µg/m3	2.0 U	-	-	-	2.0 U	0.42 J
2-Phenylbutane (sec-Butylbenzene)	µg/m3	1.1 U	-	-	-	1.1 U	1.1 U
4-Ethyl toluene	µg/m3	0.98 U	-	-	-	0.98 U	0.98 U
4-Methyl-2-pentanone (Methyl isobutyl ketone) (MIBK)	µg/m3	0.46 J	-	-	-	2.0 U	1.2 J
Acetone	µg/m3	14	-	-	-	3.0 J	5.6 J
Allyl chloride	µg/m3	1.6 U	-	-	-	1.6 U	1.6 U
Benzene	µg/m3	0.65	100 U	13 U	550 U	0.64 U	0.40 J
Benzyl chloride	µg/m3	1.0 U	-	-	-	1.0 U	1.0 U
Bromodichloromethane	µg/m3	1.3 U	-	-	-	1.3 U	1.3 U
Bromoform	µg/m3	2.1 U	-	-	-	2.1 U	2.1 U
Bromomethane (Methyl bromide)	µg/m3	0.78 U	-	-	-	0.78 U	0.78 U
Butane	µg/m3	4.2	-	-	-	1.2 U	1.4
Carbon disulfide	µg/m3	1.6 U	-	-	-	1.6 U	1.6 U
Carbon tetrachloride	µg/m3	0.38 J	200 U	25 U	1100 U	0.44 J	0.29 J

Table 2

Analytical Results Summary
Air Sampling
GM Components Holdings (GMCH)
Lockport, New York
February 2020

	Location ID:	**8-IA-2**	**Blower 7A-1/3**	**Blower 7E-1**	**Blower 8-3**	**OA-1**	**OA-2**
	Sample Name:	**8-IA-2-2020**	**7A-1/3-022420**	**7E-1-022420**	**8-3-022420**	**OA-1-2020**	**OA-2-2020**
	Sample Date:	**02/25/2020**	**02/24/2020**	**02/24/2020**	**02/24/2020**	**02/25/2020**	**02/26/2020**
Parameters	**Unit**						
Volatile Organic Compounds							
Chlorobenzene	µg/m3	0.92 U	-	-	-	0.29 J	0.92 U
Chlorodifluoromethane	µg/m3	8.2	-	-	-	1.8 U	0.75 J
Chloroethane	µg/m3	1.3 U	-	-	-	1.3 U	1.3 U
Chloroform (Trichloromethane)	µg/m3	0.98 U	160 U	8.0 J	830 U	0.98 U	0.98 U
Chloromethane (Methyl chloride)	µg/m3	1.3	-	-	-	1.0 U	1.0
cis-1,2-Dichloroethene	µg/m3	1.1	200	830	2900	0.79 U	0.79 U
cis-1,3-Dichloropropene	µg/m3	0.91 U	-	-	-	0.91 U	0.91 U
Cyclohexane	µg/m3	0.69 U	-	-	-	0.69 U	0.69 U
Cymene (p-Isopropyltoluene)	µg/m3	1.1 U	-	-	-	1.1 U	0.44 J
Dibromochloromethane	µg/m3	1.7 U	-	-	-	1.7 U	1.7 U
Dichlorodifluoromethane (CFC-12)	µg/m3	2.1 J	-	-	-	2.5 U	1.5 J
Ethylbenzene	µg/m3	0.87 U	-	-	-	0.87 U	0.87 U
Hexachlorobutadiene	µg/m3	2.1 U	-	-	-	2.1 U	2.1 U
Hexane	µg/m3	7.3	-	-	-	0.70 U	0.70 U
Isopropyl alcohol	µg/m3	2.3 J	-	-	-	12 U	4.0 J
Isopropyl benzene	µg/m3	0.98 U	-	-	-	0.98 U	0.98 U
m&p-Xylenes	µg/m3	0.57 J	-	-	-	2.2 U	2.2 U
Methyl methacrylate	µg/m3	2.0 U	-	-	-	2.0 U	2.0 U
Methyl tert butyl ether (MTBE)	µg/m3	0.72 U	-	-	-	0.72 U	0.72 U
Methylene chloride	µg/m3	1.7 U	560 U	69 U	1300 J	1.3 J	1.7 U
N-Butylbenzene	µg/m3	1.1 U	-	-	-	1.1 U	1.1 U
N-Heptane	µg/m3	0.52 J	-	-	-	0.82 U	0.82 U
N-Propylbenzene	µg/m3	0.98 U	-	-	-	0.98 U	0.98 U
Naphthalene	µg/m3	2.6 U	-	-	-	2.6 U	2.6 U
o-Xylene	µg/m3	0.25 J	-	-	-	0.87 U	0.87 U
Styrene	µg/m3	0.85 U	-	-	-	0.85 U	0.85 U
tert-Butyl alcohol	µg/m3	0.48 J	-	-	-	15 U	0.29 J
tert-Butylbenzene	µg/m3	1.1 U	-	-	-	1.1 U	1.1 U
Tetrachloroethene	µg/m3	0.34 J	15000	730	1200 U	1.4 U	1.4 U
Tetrahydrofuran	µg/m3	15 U	-	-	-	15 U	0.47 J
Toluene	µg/m3	3.7	-	-	-	0.75 U	0.75 U
trans-1,2-Dichloroethene	µg/m3	0.79 U	130 U	6.3 J	680 U	0.79 U	0.79 U
trans-1,3-Dichloropropene	µg/m3	0.91 U	-	-	-	0.91 U	0.91 U
Trichloroethene	µg/m3	4.0	4200	890	44000	1.1 U	1.1 U
Trichlorofluoromethane (CFC-11)	µg/m3	1.6	-	-	-	1.2	1.0 J

Table 2

Analytical Results Summary
Air Sampling
GM Components Holdings (GMCH)
Lockport, New York
February 2020

	Location ID:	**8-IA-2**	**Blower 7A-1/3**	**Blower 7E-1**	**Blower 8-3**	**OA-1**	**OA-2**
	Sample Name:	**8-IA-2-2020**	**7A-1/3-022420**	**7E-1-022420**	**8-3-022420**	**OA-1-2020**	**OA-2-2020**
	Sample Date:	**02/25/2020**	**02/24/2020**	**02/24/2020**	**02/24/2020**	**02/25/2020**	**02/26/2020**
Parameters	**Unit**						
Volatile Organic Compounds							
Trifluorotrichloroethane (CFC-113)	µg/m3	0.81 J	-	-	-	0.49 J	0.39 J
Vinyl bromide (Bromoethene)	µg/m3	0.87 U	-	-	-	0.87 U	0.87 U
Vinyl chloride	µg/m3	0.51 U	34 J	57	330 J	0.51 U	0.51 U
Xylenes (total)	µg/m3	0.82 J	-	-	-	3.0 U	3.0 U

Table 3

Analytical Methods
Air Sampling
GM Components Holdings (GMCH)
Lockport, New York
February 2020

Parameter	Method	Matrix	Preservation	Collection to Analysis (Days)
Volatile Organic Compounds (VOCs)	TO-15	Air	None	30
Volatile Organic Compounds (VOCs)	TO-14	Air	None	48 hours

Notes:

Method References:
TO-14 - Compendium of Methods for the Determination of Toxic Organic Compounds in Ambient Air, EPA-625/R-96/010b, January 1999
TO-15 - Compendium of Methods for the Determination of Toxic Organic Compounds in Ambient Air, EPA-625/R-96/010b, January 1999

Table 4

Qualified Sample Results Due to Analyte Concentrations in the Method Blanks
Air Sampling
GM Components Holdings (GMCH)
Lockport, New York
February 2020

Parameter	Analyte	Analysis Date (mm/dd/yyyy)	Blank Result *	Sample ID	Original Result	Qualified Result	Units
VOCs	1,2,4-Trimethylbenzene	02/28/2020	0.277 J	8-IA-1-2020	0.27 J	0.98 U	µg/m3
				8-IA-2-2020	0.25 J	0.98 U	µg/m3
VOCs	2-Phenylbutane (sec-Butylbenzene)	02/28/2020	0.300 J	7A-IA-1-2020	0.44 J	1.1 U	µg/m3
VOCs	Isopropyl benzene	02/28/2020	0.222 J	10-IA-2-2020	0.64 J	0.98 U	µg/m3
VOCs	Styrene	02/28/2020	0.271 J	10-IA-1-2020	0.25 J	0.85 U	µg/m3
				10-IA-2-2020	0.22 J	0.85 U	µg/m3
VOCs	o-Xylene	03/11/2020	0.976 J	7W-IA-5-2020	2.3 J	3.5 U	µg/m3
VOCs	Xylenes (total)	03/11/2020	0.976 J	7W-IA-5-2020	7.5 J	12 U	µg/m3

Notes:

* - Blank result adjusted for sample factors where applicable
U - Not detected at the associated reporting limit
J - Estimated concentration
VOCs - Volatile Organic Compounds

PRR APPENDIX B – PROGRESS REPORT SSDS OPERATIONS

Performance Period: 23 April 2020 – 22 April 2021

www.haleyaldrich.com

PROGRESS REPORT ON

SUB-SLAB DEPRESSURIZATION SYSTEM - BUILDINGS 7, 7A, 8
23 APRIL 2020 – 22 APRIL 2021
BCP SITE #C932138
200 UPPER MOUNTAIN ROAD
LOCKPORT, NEW YORK

by H & A of New York Engineering and Geology, LLP
Rochester, New York

on behalf of GM Components Holdings, LLC

included as part of NYSDEC Periodic Review Report No.3

File No. 0127784-102

List of Tables ii

List of Figures ii

1. Introduction 1

1.1 SSD SYSTEM OBJECTIVES 1

2. SSD System Operations, Maintenance & Monitoring (OM&M) Activities 2

2.1 SSDS OPERATIONS SUMMARY 2
2.2 SSD SYSTEM EMISSIONS SUMMARY 2
2.3 SUB-SLAB VACUUM INFLUENCE ASSESSMENT 3
2.4 INDOOR AIR SYSTEM PERFORMANCE SAMPLING 3

References 5

Tables
Figures
Appendix A – 2021 Projected Annual SSDS Emissions Summary and Laboratory Analytical Report
Appendix B – July 2020, November 2020, March 2021 SSDS Performance Sampling Field Data and Laboratory Analytical Reports

List of Tables

Table No.	Title
I – Consolidated	Summary of Blower System and Suction Pit Operating Data – Buildings 7, 7A, 8
II – Consolidated	Summary of Sub-Slab Vacuum Monitoring Point Readings – Building 7, 7A, 8

Tables I and II are consolidated for data collected between 23 April 2019 through 22 April 2024

III	SSD System Maintenance Log Sheet

List of Figures

Figure No.	Title
1	Outdoor Air Sampling Locations – July 2020, November 2020, March 2021
2	Building 7 – SSDS Suction Pits, Sub-Slab Monitoring Points and Indoor Air Sampling Locations – March 2021
3	Building 7A – SSDS Suction Pits, Sub-Slab Monitoring Points and Indoor Air Sampling Locations – March 2021
4	Building 8 – SSDS Suction Pits, Sub-Slab Monitoring Points and Indoor Air Sampling Locations – March 2021
5	Building 10 – SSDS Trench Legs, Sub-Slab Monitoring Points and Indoor Air Sampling Locations – July 2020, November 2020, and March 2021

1. Introduction

The installation of the Sub-slab Depressurization (SSD) System at the GM Components Holdings (GMCH) Lockport BCP Site #932138 (Site) for Buildings 7, 7A and 8 was completed as an Interim Remedial Measure (IRM) in August 2013 in accordance with the New York State Department of Environmental Conservation (NYSDEC) Brownfield Cleanup Agreement (BCA) #C932138-03-10 executed between GMCH and the NYSDEC on May 20, 2010 as amended by Amendment No. 1 dated June 18, 2014 and the IRM Work Plan (Haley & Aldrich 2012), approved by the NYSDEC in December 2012. The SSD system for Building 10 was completed as a conversion of the existing Soil Vapor Extraction (SVE) / SSD system to an SSD system only operation on 8 September 2016 in accordance with the Building 10 SVE/SSD System – SSD Conversion Activities Notification (Haley & Aldrich 2016) approved by the NYSDEC in July 2016.

H & A of New York Engineering and Geology, LLP (HANY E&G) has prepared this Progress Report which summarizes the SSD System Operations, Maintenance and Monitoring (OM&M) activities for the operating period 23 April 2020 through 22 April 2021, completed in accordance with the Operation and Maintenance Plan contained in the NYSDEC approved Site Management Plan (Haley & Aldrich 2016).

1.1 SSD SYSTEM OBJECTIVES

The objective of the SSD system within Buildings 7, 7A, 8 and 10 is to operate on a continuous basis to mitigate the potential for volatile organic compound (VOC)-impacted soil vapors to affect the indoor air (IA) quality. This objective is achieved by creating a negative pressure differential between the interior of the building and the subsurface beneath the facility floor slab to induce transport of vapor-phase contaminants through a series of soil vapor collection (suction) pits, and transfer via interconnected piping, for discharge to the atmosphere at the exterior of the buildings.

2. SSD System Operations, Maintenance & Monitoring (OM&M) Activities

During the operating period 23 April 2020 through 22 April 2021, the following OM&M activities were completed for the SSD System:

- Monthly suction pit data collection, triannual (3 times per year) blower systems operating data collection and blower effluent PID field screening measurements for the Buildings 7, 7A, and 8 SSD Systems, and triannual sub-slab vacuum monitoring point (SMPs – Buildings 7, 7A, 8) data collection from June 2020 through April 2021[1]. Tables I and II provide a summary of the triannual SSD Systems data collected during the monitoring period;
- Collected the 2021 annual SSD System blower effluent vapor sampling from blowers in Buildings 7, 7A, and 8. The 2021 annual projected SSD System emissions rates, Potential-to-Emit (PTE), and laboratory analytical report are provided in Appendix A of this SSD report;
- SSD System performance sampling events in July 2020 and November 2020 for Building 10[2], and in March 2021 for Buildings 7, 7A, 8 and 10. The results of the sampling events, consisting of indoor air (IA) sampling, are provided in Appendix B of this SSD report and a tabulated summary for the sampling for the target site contaminants are provided in Table 2 of the PRR; and
- Conducted system maintenance on blower 7W-2, Table III provides of summary this activity.

2.1 SSDS OPERATIONS SUMMARY

As summarized in Table I the Building 7-7A-8 SSD System blowers/ pits operated on a full-time basis, with the exception of unit 7W-2 which based on conditions noted in Tables I and III, appeared to experience a vacuum loss on approximately 21 July 2020 and was shut off on 29 July 2020 during the triannual review. An electrical check on the blower unit was conducted on 11 September 2020 and review of operations and it was observed that the motor cooling fan connected to the motor had failed. The blower unit remained off-line and a new replacement blower and motor assembly was ordered and installed on 12 February 2021 at which time the blower system was restarted.

2.2 SSD SYSTEM EMISSIONS SUMMARY

Review of the data from the March 2021 vapor sampling event and comparison to previously completed emissions sampling, indicate a continuing declining to steady trend in the annual SSD System emissions rate, a summary of the PTE data from 2014-2021 is summarized below.

---

[1] The GMCH Lockport facility, in response to the national Covid-19 outbreak, and in alignment with national and New York State initiatives, temporarily ceased manufacturing operations at the plant from 21 March 2020 through 3 May 2020 and did not allow entrance to the Site and Site buildings for non-essential purposes. In June 2020 the Lockport facility allowed non-GMCH personnel access to the Site in which a review was conducted of the SSDS suction pits which indicated that all blowers in Buildings 7, 7A, and 8 were operating.

[2] Based on current conditions and as summarized in the Site Management Period Review Report and IC/EC Certification Submittal – Number 2 Reporting Period: 23 April 2018 – 22 April 2019 (Haley & Aldrich June 2019), (PRR) the Building 10 SSD blower remains off-line. As previously reported, IA sampling results collected in Building 10 in March 2017 and March 2018 when the SSD blower system was operational and was compared to the IA sampling results collected in April 2019 when the SSD system off-line. The analytical results suggested that operation of the SSD system may have negligible effectiveness relative to IA quality based on the decreasing concentration trends for cis-1,2-DCE, carbon tetrachloride, TCE, and PCE. In the above referenced 2018-2019 PRR, quarterly IA samples within Building 10 were recommended as a contingency measure to the SSD system operation for the above target site contaminants.

Year	PTE (tons/year)	Sampling Date
2014	0.40	July 2014
2015	0.32	January & April 2015
2016	0.29	January & February 2016
2017	0.23	January 2017
2018	0.18	January 2018
2019	0.23	April 2019
2020	0.13	February 2020
2021	0.042	March 2021

PTE Notes:

1. Data for July 2014 was one-year post startup for the Building 7, 7A, and 8 SSD System.
2. Data for years 2014 – 2016 is for Buildings 7, 7A, and 8 SSD only, during this period Building 10 was being operated as a combination SVE / SSD.
3. Data for years 2017-2019 is for the Buildings 7, 7A, 8 and 10 SSD System.
4. Data for years 2020 and 2021 is for the Buildings 7, 7A, and 8 SSD System.

2.3 SUB-SLAB VACUUM INFLUENCE ASSESSMENT

Based on review of the operating data summarized in Table II for Buildings 7, 7A, and 8 the sub-slab vacuum influence data suggests comparable trends to the conditions presented in the SSDS – Buildings 7, 7A, 8 April 2016 – December 2016 Progress Report (Haley & Aldrich 2017), the Site Management Plan (Haley & Aldrich 2016) and Site Management Period Review Report and IC/EC Certification Submittal – Number 1 (Haley & Aldrich 2018), the Site Management Period Review Report and IC/EC Certification Submittal – Number 2 (Haley & Aldrich 2019). These data also indicate that instantaneous vacuum readings collected during the triannual monitoring events in some of the pressure field perimeter SMP/VMPs, fluctuated from at/above to below the target differential pressure of 0.002 inches water column (W.C.).

These observations suggest that the variability in the vacuum readings may be due to changes in Plant operations, or changes in seasonal building HVAC operations (i.e. more negative pressure in the indoor space during the heating season).

2.4 INDOOR AIR SYSTEM PERFORMANCE SAMPLING

To assess the potential effects of variable vacuum influence conditions in Buildings 7, 7A, and 8, as referenced above in Section 2.3, and assessment of Building 10 conditions, indoor air (IA) sampling events were conducted in July 2020 and November 2020 in Building 10 and in March 2021 in Buildings 7, 7A, 8 and 10. IA sampling was completed in accordance with the Site Management Plan and the samples were collected from areas proximal to existing SMP/VMP points that have exhibited periodic sub-slab vacuum reading fluctuations and consistent with IA sample locations from the February 2020 IA sampling event. A summary of the IA sample locations proximal to SMP/VMPs for the July 2020 – March 2021 sampling events are as follows (Note: please refer to Figures 1 through 5 for the Outdoor Air and IA sample locations associated with the Buildings 7, 7A, 8 and 10):

Building 7

(7-West)

- 7W-IA-1 – SMP-7W-13
- 7W-IA-2 – SMP-7W-12B
- 7W-IA-3 – SMP-7W-11A
- 7W-IA-4 – SMP-7W-5A
- 7W-IA-5 – SMP-7W-2A

(7-East)

7E-IA-1 – SMP-7E-7A

7E-IA-2 – SMP-7E-1

Building 7A

- 7A-IA-1 – SMP-7A-9
- 7A-IA-2 – SMP-7A-12

Building 8

- 8A-IA-1 – SMP-B8-4
- 8A-IA-2 – SMP-B8-9A

Building 10

- 10-IA-1 – proximal to west side exterior of SSD equipment enclosure
- 10-IA-2 – VMP-5A

A results summary data table is provided in Table 2 of this PRR for the sampling events conducted between July 2020 and March 2021. Refer to Appendix B of this SSD report for a summary of sampling activities, field notes, facility product inventory list observed in the sampling areas collected during the March 2021 sampling event and laboratory analytical reports.

References

1. Haley & Aldrich of New York, (2012). "Sub Slab Depressurization Systems Pilot Testing Report – Interim Remedial Measures (IRM) Work Plan, BCP Sites #C932138/C932139, 200 Upper Mountain Road, Lockport, NY", November 2012.

2. New York State Department of Environmental Conservation, (2014) Brownfield Cleanup Agreement, dated 14 June 2014 Consolidated Site #932138, Buildings 7, 8 and 10.

3. Haley & Aldrich of New York, (2016). "Site Management Plan, BCP Site #C932138, GM Components Holdings, LLC (GMCH), 200 Upper Mountain Road, Lockport, New York", November 2016.

4. Haley & Aldrich of New York, (2017). "Sub-Slab Depressurization Systems Performance Sampling Plan, GMCH Lockport BCP Site #C932138, 200 Upper Mountain Road, Lockport, New York", 15 March 2017.

5. Haley & Aldrich of New York, (2017). "Summary of Sub-Slab Depressurization System Performance Results, GMCH Lockport Facility, 200 Upper Mountain Road, Lockport, New York, BCP Site #C932138, 22-24 March 2017", 21 July 2017.

6. Haley & Aldrich of New York, (2018). "Site Management Periodic Review Report and IC/EC Certification Submittal – Number 1, Reporting Period: 22 December 2016 – 22 April 2018, BCP Site #C932138, GM Components Holdings, LLC, 200 Upper Mountain Road, Lockport, New York" May 2018.

7. Haley & Aldrich of New York, (2019). "Site Management Periodic Review Report and IC/EC Certification Submittal – Number 2, Reporting Period: 23 April 2018 – 22 April 2019, BCP Site #C932138, GM Components Holdings, LLC, 200 Upper Mountain Road, Lockport, New York" June 2019.

TABLES
(see consolidated Tables I and II)

Table III
SSD System: Maintenance Log Sheet: 23 April 2020 - 22 April 2021
GMCH Lockport NY Facility - BCP Site #932138
Buildings 7, 7A, 8, 10
Project No.: 0127784-102

Date	Name / Company Completing Work	Associated Suction Pit/ Blower Unit	Photos or Sketches included with Event (Yes or No)	List of other Documents/ Forms / Receipts included with the Work	Summary of Activities/ Maintenance/ Adjustments
9/11/2020	CIR Electrical / Haley & Aldrich	Bldg 7E-1	No		Replaced Blower Run Hour Meter
9/11/2020	CIR Electrical / Haley & Aldrich	Bldg 8-2	No		Replaced Blower Run Hour Meter
9/11/2020	CIR Electrical / Haley & Aldrich	Bldg 7W-2	No		Checked operation of blower unit and electrical serivce feeds to panel with ohm meter, no electical issues, rechecked blower operation and confirmed cooling fan for the motor inside the motor cover snapped off the end of the motor shaft. Requires replacment of blower and motor.
12/29/2020	GMCH / Danforth Mech.	Bldg 7W-1	No		Relocated the shutoff valve on piping riser from suction pit to accommodate plant equipment being located in this area.
2/12/2021	Danforth Mech. / CIR Electrical / Haley & Aldrich	Bldg 7W-2	No		Installed new blower and motor Gast Model R5325A-2

FIGURES
SSDS Operations Report

HALEY ALDRICH

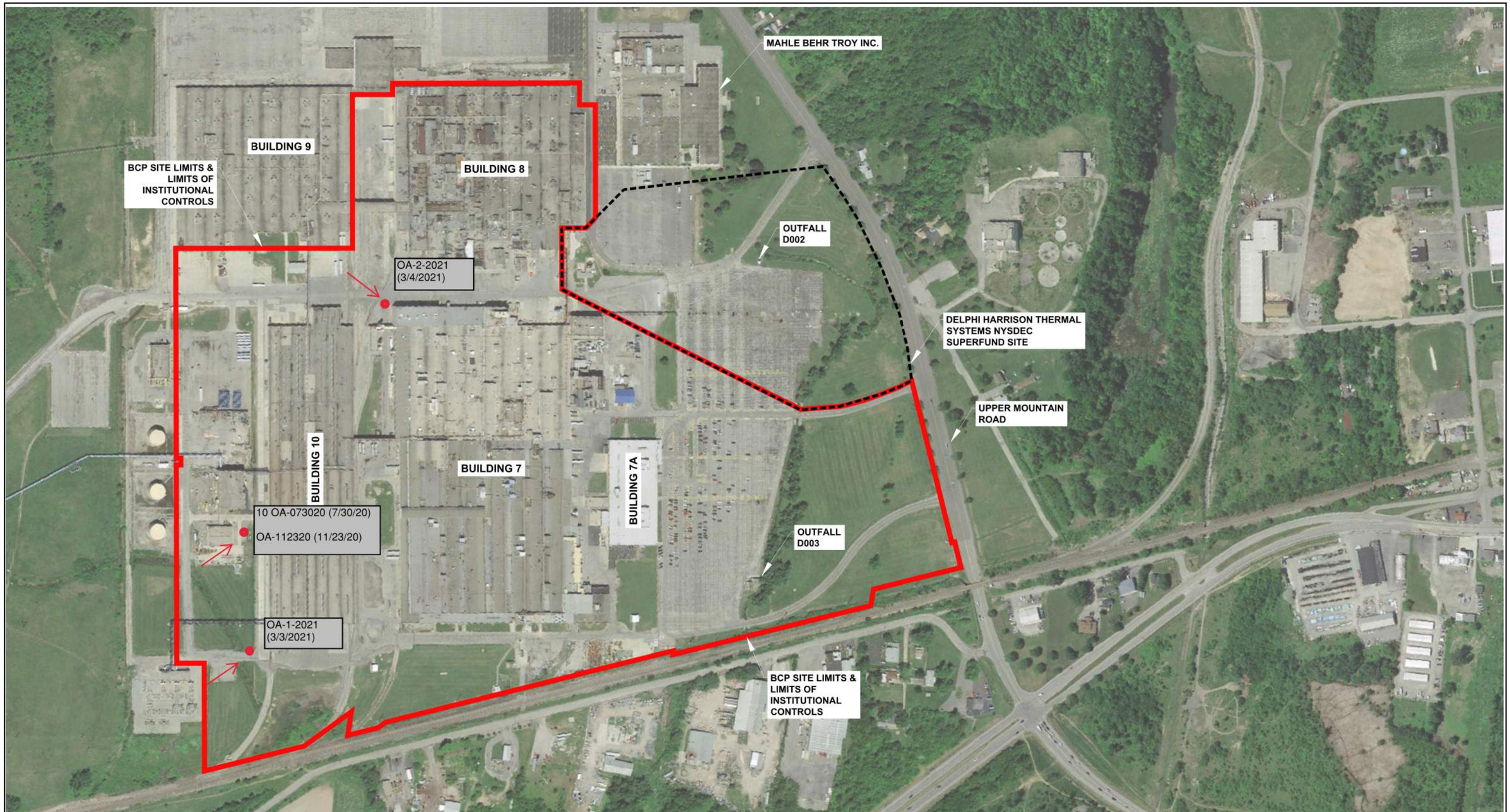

NOTES

1. THE BACKGROUND AND SITE FEATURES SHOWN IN THIS FIGURE ARE BASED ON FIGURE 2 CONTAINED IN THE SITE MANAGEMENT PLAN (NOVEMBER 2016).
2. OUTDOOR AIR (OA) SAMPLING LOCATIONS WITH SAMPLE ID AND DATE COLLECTED DURING THE JULY 2020, NOVEMBER 2020, AND MARCH 2021 SUB-SLAB DEPRESSURIZATION SYSTEM PERFORMANCE SAMPLING EVENT.
3. PREDOMINANT WIND DIRECTION OBSERVED DURING THE OA SAMPLING.

N

0 400 800
SCALE IN FEET

HALEY ALDRICH

GM COMPONENTS HOLDINGS, LLC
LOCKPORT FACILITY
200 UPPER MOUNTAIN ROAD LOCKPORT, NEW YORK

OUTDOOR AIR SAMPLING LOCATIONS - JULY 2020, NOVEMBER 2020, MARCH 2021

SCALE: AS SHOWN
MAY 2021

FIGURE 1

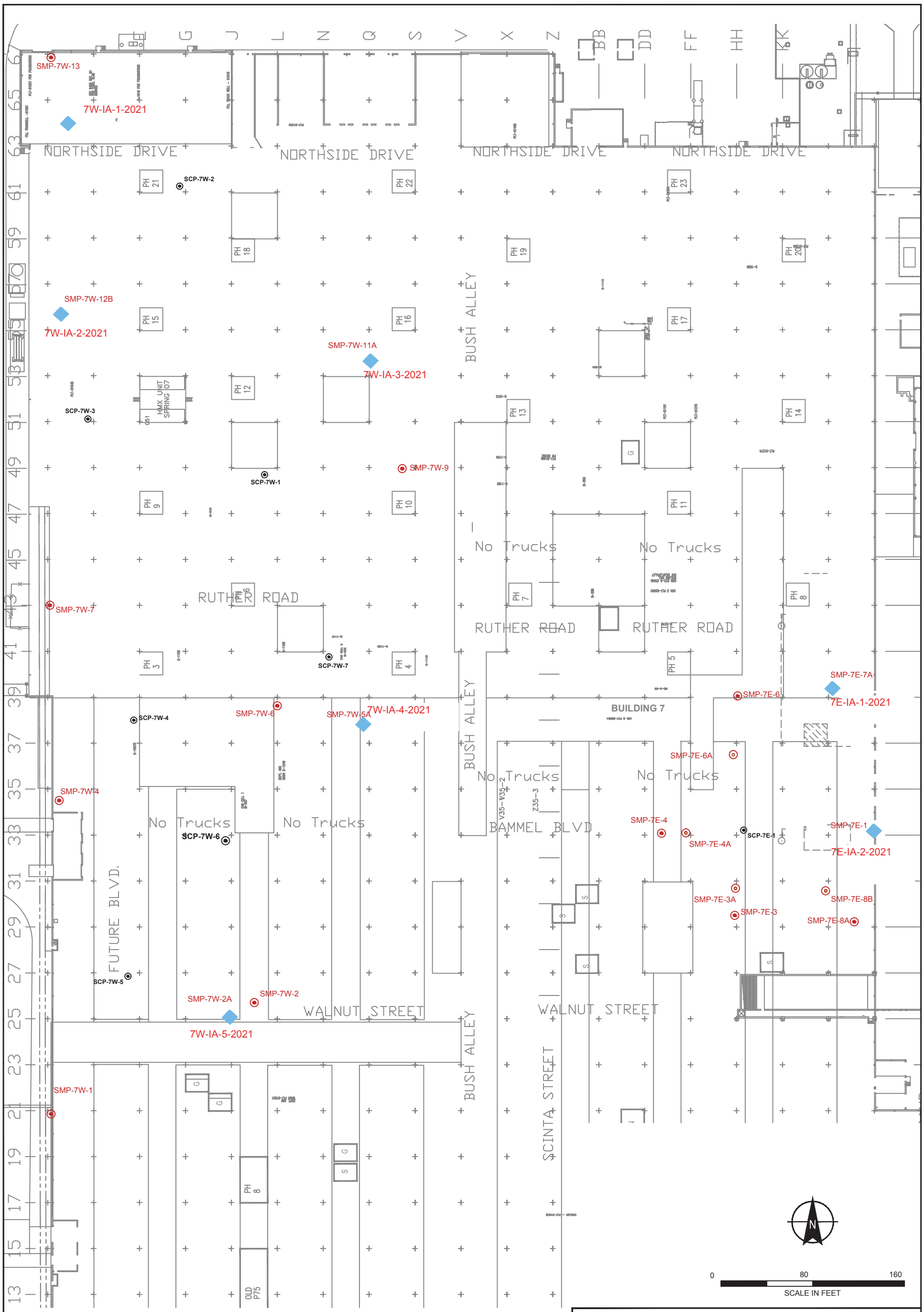

LEGEND

7W-IA-1-2021 INDOOR AIR SAMPLE LOCATION

SMP-7W-1 SUB-SLAB MONITORING POINT

SCP-7W-1 SUB-SLAB SUCTION PIT

NOTE

ALL LOCATIONS AND DIMENSIONS ARE APPROXIMATE.

HALEY ALDRICH

GM COMPONENTS HOLDINGS, LLC
LOCKPORT FACILITY - 200 UPPER MOUNTAIN ROAD
LOCKPORT, NEW YORK

BLDG. 7 - SSDS SUCTION PITS, SUB-SLAB MONITORING POINTS & INDOOR AIR VAPOR SAMPLING LOCATIONS - MARCH 2021

SCALE: AS SHOWN
MAY 2021

FIGURE 2

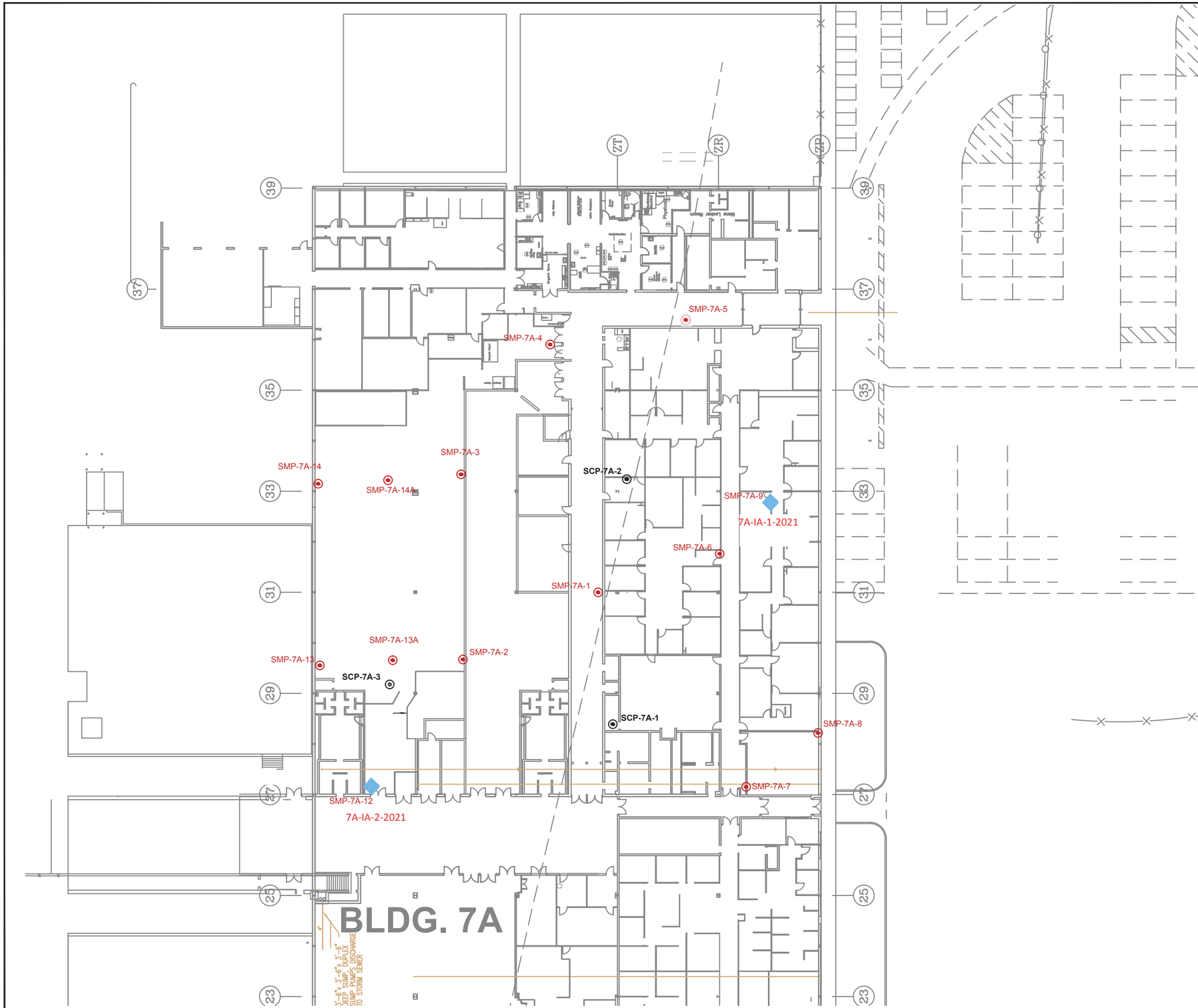

LEGEND

SMP-7A-2 SUB-SLAB MONITORING POINT

SCP-7A-2 SUB-SLAB SUCTION PIT

7A-IA-1-2021 INDOOR AIR SAMPLE LOCATION

NOTE

ALL LOCATIONS AND DIMENSIONS ARE APPROXIMATE.

N

0 40 80

SCALE IN FEET

HALEY ALDRICH

GM COMPONENTS HOLDINGS, LLC
LOCKPORT FACILITY - 200 UPPER MOUNTAIN ROAD
LOCKPORT, NEW YORK

BLDG. 7A SSDS SUCTION PITS, SUB-SLAB MONITORING POINTS & INDOOR AIR VAPOR SAMPLING LOCATIONS
- MARCH 2021

SCALE: AS SHOWN
MAY 2021

FIGURE 3

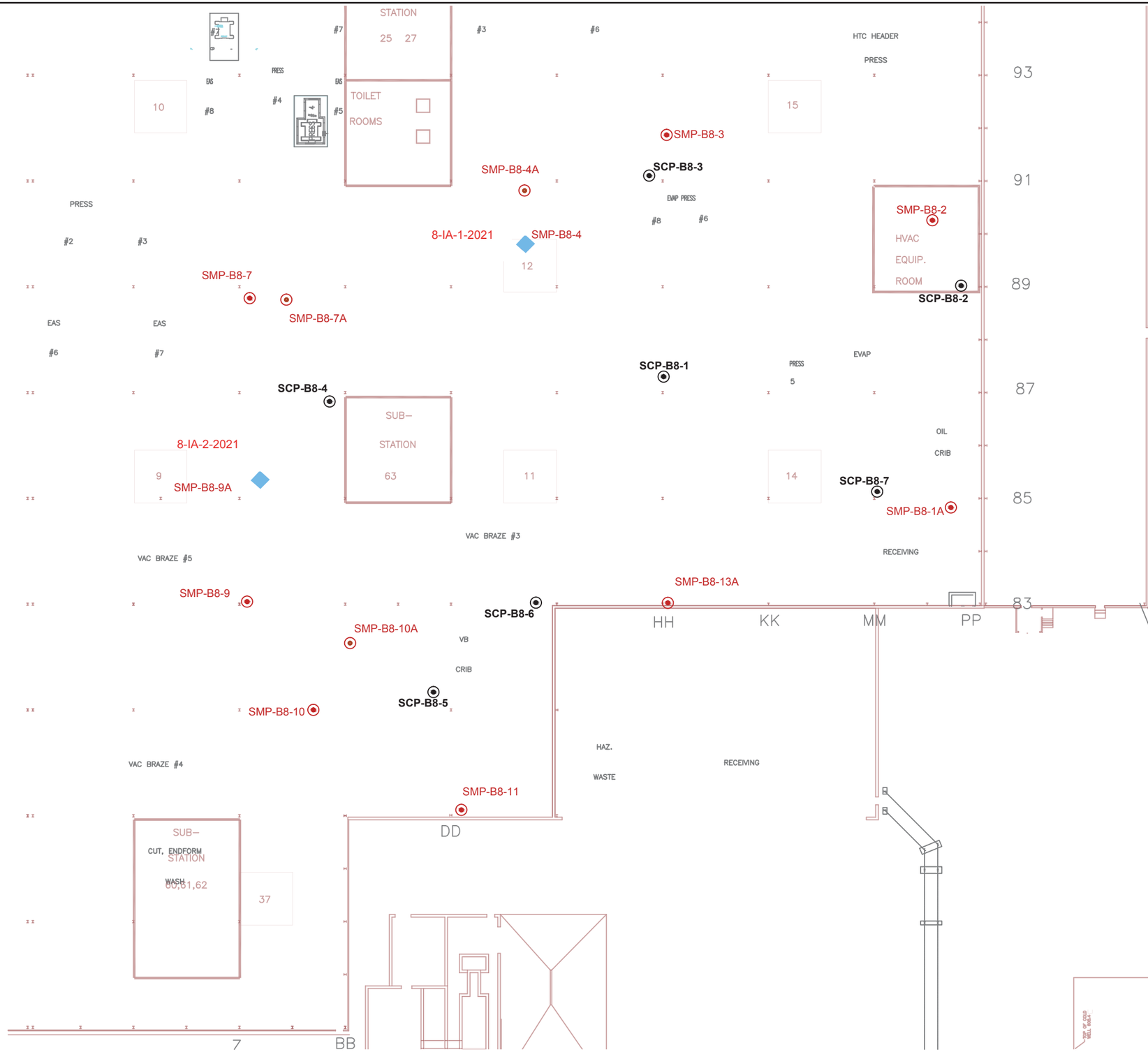

LEGEND

SMP-B8-11 SUB-SLAB MONITORING POINT

SCP-B8-5 SUB SLAB SUCTION PIT

8-IA-1-2021 INDOOR AIR SAMPLE LOCATION

N

0 40 80

SCALE IN FEET

HALEY ALDRICH

GM COMPONENTS HOLDINGS, LLC
LOCKPORT FACILITY - 200 UPPER MOUNTAIN ROAD
LOCKPORT, NEW YORK

BLDG. 8 - SSDS SUCTION PITS, SUB-SLAB MONITORING POINTS & INDOOR AIR VAPOR SAMPLING LOCATIONS - MARCH 2021

SCALE: AS SHOWN
MAY 2021

FIGURE 4

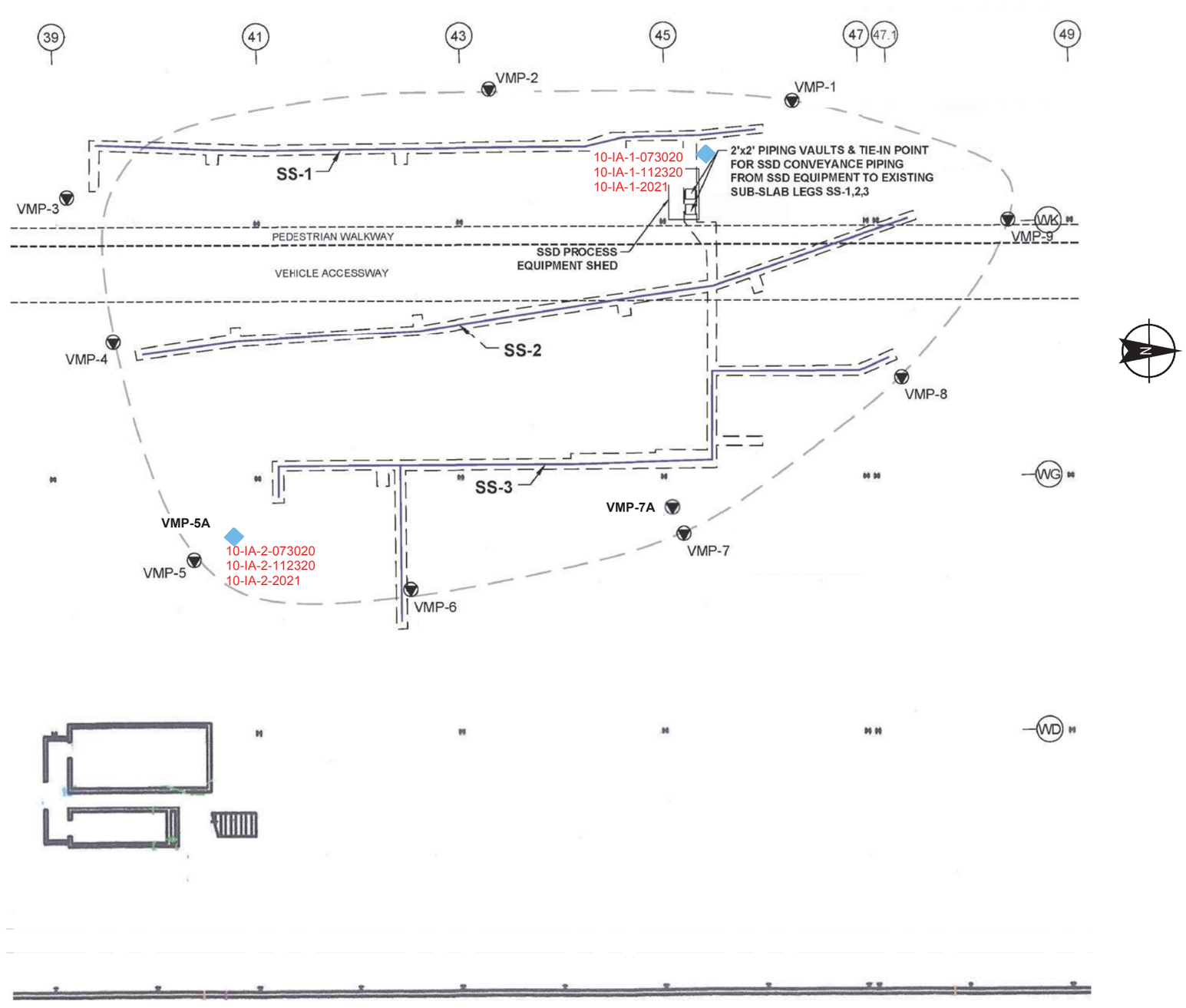

LEGEND

APPROXIMATE LOCATION OF TRENCHES INSTALLED BENEATH CONCRETE SLAB FOR FORMER SVE AND CURRENT SSD PIPING

SS-1 SUB-SLAB LEG-1

VMP-1 PROXIMATE LOCATION AND DESIGNATION OF VACUUM MONITORING POINT

10-IA-1-2021 INDOOR AIR SAMPLE LOCATION

NOTES

1. THIS FIGURE IS BASED ON A PDF IMAGE ENTITLED "BUILDING 10 SSD SYSTEM OPERATION MAINTENANCE AND MONITORING PLAN" DATED AUGUST 2015 FROM GZA GEOENVIRONMENTAL OF N.Y.
2. THE SIZE AND LOCATION OF EXISTING SITE FEATURES SHOULD BE CONSIDERED APPROXIMATE.

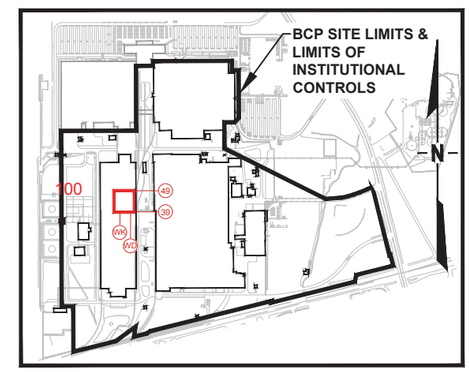

SITE KEY
NOT TO SCALE

0 24 48
SCALE IN FEET

HALEY ALDRICH

GM COMPONENTS HOLDINGS, LLC
LOCKPORT FACILITY - 200 UPPER MOUNTAIN ROAD
LOCKPORT, NEW YORK

BLDG. 10 - SSDS TRENCH LEGS, SUB-SLAB MONITORING POINTS & INDOOR AIR VAPOR SAMPLING LOCATIONS - JULY 2020, NOVEMBER 2020, MARCH 2021

SCALE: AS SHOWN
MAY 2021

FIGURE 5

APPENDIX A
2021 Projected SSDS Emissions Summary

HALEY ALDRICH

Sub-Slab Depressurization System - Projected Annual Emissions 2021
GMCH Lockport - BCP Site #932138
SSDS Blower Effluent Samples Collected: 3/2/21
SSDS Operations - 23 April 2020 - 22 April 2021

Suction Pit / System Location	Analyte	Vapor Phase Concentration (mg/m3) *A*	Vapor Flow Rate (CFM) *B*	HAPs Potential to Emit (lb/yr) *C*	HAPs Potential to Emit (ton/yr) *D*	Field PID Reading (PPM)
Bldg 7W SCP-1	cis-1,2-Dichloroethene	0.0068 J	100	0.02	0.000011	4.7
	Tetrachloroethene*	0.37		1.21	0.00061	
	Trichloroethene*	0.002		0.006	0.000003	
	Total HAPs	0.372		1.22	0.00061	
Bldg 7E SCP-1	1,1-Dichloroethene	0.0063 J**	111	0.02	0.00001	9.1
	Chloroform*	0.001 J**		0.004	0.000002	
	cis-1,2-Dichloroethene	1.3		4.7	0.002	
	Tetrachloroethene*	0.74		2.7	0.001	
	trans-1,2-Dichloroethene	0.0012 J**		0.004	0.000002	
	Trichloroethene*	1.2		4.37	0.002	
	Vinyl chloride*	0.07		0.26	0.0001	
	Total HAPs	2.02		7.36	0.004	
Bldg 8 SCP-3	cis-1,2-Dichloroethene	2.5	46	3.8	0.002	10.0
	Trichloroethene*	23.0		34.7	0.017	
	Vinyl chloride*	0.16 J**		0.24	0.0001	
	Total HAPs	23.16		35.0	0.017	
Bldg 10 SSDS***	No Sample Collected	NA	NA	NA	NA	NA
	Total HAPs	NA		NA	NA	

* - hazardous air pollutant (HAP)
** J - value parameter detected but the concentration is an estimated value
*** - as indicated in Section 2 of SSDS Progress Report, the Building 10 SSD system was off-line during the operational reporting period, therefore an emissions vapor sample was not collected.

Conversion equation: $A\,\frac{mg}{m^3} \times \frac{1\,lb}{453{,}592.37\,mg} \times B\,\frac{ft^3}{min} \times \frac{m^3}{35.31\,ft^3} \times \frac{525{,}600\,min}{1\,yr} = C\,\frac{lb}{yr}$

mg/m^3 micro-grams per cubic meter

Location	Suction Pit Number	Flow (SCFM)	PID (PPMV)	PTE Lb/yr	PTE tons/yr
Bldg 7W	1	See above			
	2	102	1.1	3.7	0.0018
	3	92	2.9	8.8	0.0044
	4	102	1.2	4.0	0.0020
	5	69	1.1	2.5	0.0012
	6	88	0.9	2.6	0.0013
	7	88	1.7	4.9	0.0025
Bldg 7E	1	See above			
Bldg 7A	1/3	46	3.1	4.7	0.0023
	2	46	0.1	0.2	0.0001
Bldg 8	1	46	0.0	0.0	0.0000
	2	46	0.0	0.0	0.0000
	3	See above			
	4	66	0.0	0.0	0.0000
	5	46	0.1	0.2	0.0001
	6	88	3.2	9.2	0.0046
	7	46	0.0	0.0	0.0000

Total Lb/yr	**40.7**
Total PTE tons/yr	**0.020**

HAPs Potential to Emit(ton/yr)D Updated projection	
Bldg 7W SCP-1	0.0006
Bldg 7E SCP-1	0.0037
Bldg 8 SCP-3	0.017
Remaining 14 Units in Bldg 7,7A,8****	0.020
Bldg 10 SSD	NA
TOTAL ESTIMATED PTE	**0.042**

(**** calculated highest blower flow rates and PID readings estimated to equal mg/m3, during data collection period)

Air Guide -1 Review
Area Source Method - SSDS Operations - 23 April 2020 - 22 April 2021
GMCH - Lockport Facility - BCP Site #932138

Bldg No: 7, 7A, 8
Project No.: 0127784-102

s - Bldg side length (ft) - Bldg 7A 500 (Assumes area source is a square)

Contaminant	Q (lb/hr)	Q_a (lb/yr)	C_a (ug/m^3)	C_p (ug/m^3)	AGC (ug/m^3)	C_{st} (ug/m^3)	SGC (ug/m^3)
Bldg 7W SCP-1							
cis, 1-2 dichloroethene	0.000003	0.02	0.00002	0.00002	63.0	0.0006	NGV
tetrachloroethene	0.0001	1.21	0.0009	0.001	4.0	0.03	300
trichloroethene	0.000001	0.01	0.000007	0.000007	0.2	0.0002	20

s - Bldg side length (ft) - Bldg 7 600 (Assumes 600 ft for conservative value) (Bldg is ~600' x1200')

Bldg 7E SCP-1							
1,1-Dichloroethene	0.0000026	0.02	0.00002	0.00002	0.63	0.0004	NGV
Chloroform	0.0000004	0.00	0.000003	0.000003	0.043	0.00007	150
cis-1,2-Dichloroethene	0.00054	4.74	0.0036	0.0036	63	0.09	NGV
Tetrachloroethene	0.00031	2.70	0.0021	0.0021	4.0	0.05	300
trans-1,2-Dichloroethene	0.0000005	0.00	0.000003	0.000003	63	0.0001	NGV
Trichloroethene	0.00050	4.37	0.0033	0.0033	0.2	0.08	20
Vinyl chloride	0.00003	0.26	0.0002	0.0002	0.11	0.005	180000

s - Bldg side length (ft) - Bldg 8 600 (Assumes area source is a square)

Bldg 8 SCP-3							
cis, 1-2 dichloroethene	0.00043	3.77	0.0029	0.0029	63.0	0.07	NGV
trichloroethene	0.004	34.72	0.03	0.03	0.2	0.66	20
vinyl chloride	0.00003	0.24	0.0002	0.0002	0.11	0.00	180000

Assumptions
Method used to determine the maximum overall actual annual, potential annual, and short term impacts from an area source.

Calculations
Maximum Actual Annual Impact (C_a): C_a (ug/m^3) = $(76.6*Q_a)/(s^{1.8})$
Maximum Potential Annual Impact (C_P): C_p (ug/m^3) = $(670600*Q)/(s^{1.8})$
Maximum Short Term Impact (C_{st}): C_{st} (ug/m^3) = C_p * 25

Q: Hourly Emissions (lbs/hr)
Q_a: Annual Emissions Rate (lbs/yr)
s: Building Side Dimension (feet)
SGC: Short-Term Guidance Concentrations - Guidance Values - July 2016
AGC: Annual Guidance Concentrations - Guidance Valves - July 2016
NGV: No Guidance Value
ug/m^3 micro-grams per cubic meter

eurofins | Environment Testing America

ANALYTICAL REPORT

Eurofins TestAmerica, Knoxville
5815 Middlebrook Pike
Knoxville, TN 37921
Tel: (865)291-3000

Laboratory Job ID: 140-22140-1
Client Project/Site: 058507, GM-Lockport, 256042

For:
GHD Services Inc.
2055 Niagara Falls Blvd., Suite 3
Niagara Falls, New York 14304

Attn: Kathleen Willy

Authorized for release by:
3/12/2021 12:39:36 PM

Denise Heckler, Project Manager II
(330)966-9477
Denise.Heckler@Eurofinset.com



LINKS

Review your project results through TotalAccess

Have a Question? Ask The Expert

Visit us at: www.eurofinsus.com/Env

The test results in this report meet all 2003 NELAC, 2009 TNI, and 2016 TNI requirements for accredited parameters, exceptions are noted in this report. This report may not be reproduced except in full, and with written approval from the laboratory. For questions please contact the Project Manager at the e-mail address or telephone number listed on this page.

This report has been electronically signed and authorized by the signatory. Electronic signature is intended to be the legally binding equivalent of a traditionally handwritten signature.

Results relate only to the items tested and the sample(s) as received by the laboratory.

Table of Contents

Cover Page 1
Table of Contents 2
Definitions/Glossary 3
Case Narrative 4
Detection Summary 5
Client Sample Results 6
Default Detection Limits 8
Surrogate Summary 9
QC Sample Results 10
QC Association Summary 12
Lab Chronicle 13
Certification Summary 15
Method Summary 16
Sample Summary 17
Chain of Custody 18
Air Canister Dilution 20

Definitions/Glossary

Client: GHD Services Inc.
Project/Site: 058507, GM-Lockport, 256042

Job ID: 140-22140-1

Qualifiers

Air - GC/MS VOA

Qualifier	Qualifier Description
J	Result is less than the RL but greater than or equal to the MDL and the concentration is an approximate value.

Glossary

Abbreviation	These commonly used abbreviations may or may not be present in this report.
¤	Listed under the "D" column to designate that the result is reported on a dry weight basis
%R	Percent Recovery
CFL	Contains Free Liquid
CFU	Colony Forming Unit
CNF	Contains No Free Liquid
DER	Duplicate Error Ratio (normalized absolute difference)
Dil Fac	Dilution Factor
DL	Detection Limit (DoD/DOE)
DL, RA, RE, IN	Indicates a Dilution, Re-analysis, Re-extraction, or additional Initial metals/anion analysis of the sample
DLC	Decision Level Concentration (Radiochemistry)
EDL	Estimated Detection Limit (Dioxin)
LOD	Limit of Detection (DoD/DOE)
LOQ	Limit of Quantitation (DoD/DOE)
MCL	EPA recommended "Maximum Contaminant Level"
MDA	Minimum Detectable Activity (Radiochemistry)
MDC	Minimum Detectable Concentration (Radiochemistry)
MDL	Method Detection Limit
ML	Minimum Level (Dioxin)
MPN	Most Probable Number
MQL	Method Quantitation Limit
NC	Not Calculated
ND	Not Detected at the reporting limit (or MDL or EDL if shown)
NEG	Negative / Absent
POS	Positive / Present
PQL	Practical Quantitation Limit
PRES	Presumptive
QC	Quality Control
RER	Relative Error Ratio (Radiochemistry)
RL	Reporting Limit or Requested Limit (Radiochemistry)
RPD	Relative Percent Difference, a measure of the relative difference between two points
TEF	Toxicity Equivalent Factor (Dioxin)
TEQ	Toxicity Equivalent Quotient (Dioxin)
TNTC	Too Numerous To Count

Job ID: 140-22140-1

Laboratory: Eurofins TestAmerica, Knoxville

Narrative

Job Narrative
140-22140-1

Comments
No additional comments.

Receipt
The samples were received on 3/3/2021 10:20 AM. The samples were collected in Tedlar Bags. Upon arrival at the lab, the samples were transferred into summa canisters.

Air - GC/MS VOA
Methods TO 14A, TO-14A, TO-14A Low: EPA methods TO-14A and TO-15 specify the use of humidified “zero air” as the blank reagent for canister cleaning, instrument calibration and sample analysis. Ultra-high purity humidified nitrogen from a cryogenic reservoir is used in place of “zero air” by Eurofins TestAmerica Knoxville.

EPA methods TO-14 and TO-14A specify that the relative accuracy of the field sampler or sample delivery system must meet 90-110% for a standard at 8 ppb(v/v). The laboratory control sample (LCS) summary data in this report is evaluated against alternate acceptance criteria based on the laboratory procedure for methods TO-14 and TO-14A. Please refer to the LCS summary report for the actual observed recoveries and acceptance criteria for the LCS.

No additional analytical or quality issues were noted, other than those described above or in the Definitions/Glossary page.

Detection Summary

Client: GHD Services Inc.
Project/Site: 058507, GM-Lockport, 256042

Job ID: 140-22140-1

Client Sample ID: 8-3-3/2/21 — Lab Sample ID: 140-22140-1

Analyte	Result	Qualifier	RL	MDL	Unit	Dil Fac	D	Method	Prep Type
cis-1,2-Dichloroethene	2500		320	95	ug/m3	60		TO-14A	Total/NA
Trichloroethene	23000		430	77	ug/m3	60		TO-14A	Total/NA
Vinyl chloride	160	J	410	73	ug/m3	60		TO-14A	Total/NA
1,2-Dichloroethene, Total	2500		630	79	ug/m3	60		TO-14A	Total/NA

Client Sample ID: 7W-1-3/2/21 — Lab Sample ID: 140-22140-2

Analyte	Result	Qualifier	RL	MDL	Unit	Dil Fac	D	Method	Prep Type
cis-1,2-Dichloroethene	6.8	J	16	4.8	ug/m3	5.84		TO-14A	Total/NA
Tetrachloroethene	370		27	5.4	ug/m3	5.84		TO-14A	Total/NA
Trichloroethene	19	J	21	3.9	ug/m3	5.84		TO-14A	Total/NA
1,2-Dichloroethene, Total	6.8	J	32	4.0	ug/m3	5.84		TO-14A	Total/NA

Client Sample ID: 7E-1-3/2/21 — Lab Sample ID: 140-22140-3

Analyte	Result	Qualifier	RL	MDL	Unit	Dil Fac	D	Method	Prep Type
1,1-Dichloroethene	6.3	J	21	3.6	ug/m3	5.32		TO-14A	Total/NA
Chloroform	10	J	26	4.9	ug/m3	5.32		TO-14A	Total/NA
cis-1,2-Dichloroethene	1300		21	6.3	ug/m3	5.32		TO-14A	Total/NA
Tetrachloroethene	740		36	7.2	ug/m3	5.32		TO-14A	Total/NA
trans-1,2-Dichloroethene	12	J	21	5.3	ug/m3	5.32		TO-14A	Total/NA
Trichloroethene	1200		29	5.1	ug/m3	5.32		TO-14A	Total/NA
Vinyl chloride	72		27	4.8	ug/m3	5.32		TO-14A	Total/NA
1,2-Dichloroethene, Total	1300		42	5.3	ug/m3	5.32		TO-14A	Total/NA

This Detection Summary does not include radiochemical test results.

Client Sample Results

Client: GHD Services Inc.
Project/Site: 058507, GM-Lockport, 256042

Job ID: 140-22140-1

Client Sample ID: 8-3-3/2/21

Lab Sample ID: 140-22140-1
Matrix: Air

Date Collected: 03/02/21 09:03
Date Received: 03/03/21 10:20
Sample Container: Tedlar Bag 1L

Method: TO-14A - Volatile Organic Compounds in Ambient Air

Analyte	Result	Qualifier	RL	MDL	Unit	D	Prepared	Analyzed	Dil Fac
1,1,1-Trichloroethane	ND		440	65	ug/m3		03/03/21 13:14	03/04/21 01:47	60
1,1-Dichloroethane	ND		320	42	ug/m3		03/03/21 13:14	03/04/21 01:47	60
1,1-Dichloroethene	ND		320	54	ug/m3		03/03/21 13:14	03/04/21 01:47	60
1,2-Dichloroethane	ND		320	76	ug/m3		03/03/21 13:14	03/04/21 01:47	60
Benzene	ND		260	72	ug/m3		03/03/21 13:14	03/04/21 01:47	60
Carbon tetrachloride	ND		500	96	ug/m3		03/03/21 13:14	03/04/21 01:47	60
Chloroform	ND		390	74	ug/m3		03/03/21 13:14	03/04/21 01:47	60
cis-1,2-Dichloroethene	**2500**		320	95	ug/m3		03/03/21 13:14	03/04/21 01:47	60
Methylene Chloride	ND		1400	1300	ug/m3		03/03/21 13:14	03/04/21 01:47	60
Tetrachloroethene	ND		540	110	ug/m3		03/03/21 13:14	03/04/21 01:47	60
trans-1,2-Dichloroethene	ND		320	79	ug/m3		03/03/21 13:14	03/04/21 01:47	60
Trichloroethene	**23000**		430	77	ug/m3		03/03/21 13:14	03/04/21 01:47	60
Vinyl chloride	**160**	**J**	410	73	ug/m3		03/03/21 13:14	03/04/21 01:47	60
1,2-Dichloroethene, Total	**2500**		630	79	ug/m3		03/03/21 13:14	03/04/21 01:47	60

Surrogate	*%Recovery*	*Qualifier*	*Limits*	*Prepared*	*Analyzed*	*Dil Fac*
4-Bromofluorobenzene (Surr)	*97*		*60 - 140*	*03/03/21 13:14*	*03/04/21 01:47*	*60*

Client Sample ID: 7W-1-3/2/21

Lab Sample ID: 140-22140-2
Matrix: Air

Date Collected: 03/02/21 10:28
Date Received: 03/03/21 10:20
Sample Container: Tedlar Bag 1L

Method: TO-14A - Volatile Organic Compounds in Ambient Air

Analyte	Result	Qualifier	RL	MDL	Unit	D	Prepared	Analyzed	Dil Fac
1,1,1-Trichloroethane	ND		22	3.3	ug/m3		03/03/21 13:14	03/04/21 02:34	5.84
1,1-Dichloroethane	ND		16	2.1	ug/m3		03/03/21 13:14	03/04/21 02:34	5.84
1,1-Dichloroethene	ND		16	2.7	ug/m3		03/03/21 13:14	03/04/21 02:34	5.84
1,2-Dichloroethane	ND		16	3.8	ug/m3		03/03/21 13:14	03/04/21 02:34	5.84
Benzene	ND		13	3.6	ug/m3		03/03/21 13:14	03/04/21 02:34	5.84
Carbon tetrachloride	ND		25	4.8	ug/m3		03/03/21 13:14	03/04/21 02:34	5.84
Chloroform	ND		20	3.7	ug/m3		03/03/21 13:14	03/04/21 02:34	5.84
cis-1,2-Dichloroethene	**6.8**	**J**	16	4.8	ug/m3		03/03/21 13:14	03/04/21 02:34	5.84
Methylene Chloride	ND		69	67	ug/m3		03/03/21 13:14	03/04/21 02:34	5.84
Tetrachloroethene	**370**		27	5.4	ug/m3		03/03/21 13:14	03/04/21 02:34	5.84
trans-1,2-Dichloroethene	ND		16	4.0	ug/m3		03/03/21 13:14	03/04/21 02:34	5.84
Trichloroethene	**19**	**J**	21	3.9	ug/m3		03/03/21 13:14	03/04/21 02:34	5.84
Vinyl chloride	ND		20	3.6	ug/m3		03/03/21 13:14	03/04/21 02:34	5.84
1,2-Dichloroethene, Total	**6.8**	**J**	32	4.0	ug/m3		03/03/21 13:14	03/04/21 02:34	5.84

Surrogate	*%Recovery*	*Qualifier*	*Limits*	*Prepared*	*Analyzed*	*Dil Fac*
4-Bromofluorobenzene (Surr)	*97*		*60 - 140*	*03/03/21 13:14*	*03/04/21 02:34*	*5.84*

Client Sample Results

Client: GHD Services Inc.
Project/Site: 058507, GM-Lockport, 256042

Job ID: 140-22140-1

Client Sample ID: 7E-1-3/2/21

Lab Sample ID: 140-22140-3

Date Collected: 03/02/21 10:44
Matrix: Air
Date Received: 03/03/21 10:20
Sample Container: Tedlar Bag 1L

Method: TO-14A - Volatile Organic Compounds in Ambient Air

Analyte	Result	Qualifier	RL	MDL	Unit	D	Prepared	Analyzed	Dil Fac
1,1,1-Trichloroethane	ND		29	4.4	ug/m3		03/03/21 13:14	03/04/21 16:17	5.32
1,1-Dichloroethane	ND		22	2.8	ug/m3		03/03/21 13:14	03/04/21 16:17	5.32
1,1-Dichloroethene	**6.3**	**J**	21	3.6	ug/m3		03/03/21 13:14	03/04/21 16:17	5.32
1,2-Dichloroethane	ND		22	5.1	ug/m3		03/03/21 13:14	03/04/21 16:17	5.32
Benzene	ND		17	4.8	ug/m3		03/03/21 13:14	03/04/21 16:17	5.32
Carbon tetrachloride	ND		33	6.4	ug/m3		03/03/21 13:14	03/04/21 16:17	5.32
Chloroform	**10**	**J**	26	4.9	ug/m3		03/03/21 13:14	03/04/21 16:17	5.32
cis-1,2-Dichloroethene	**1300**		21	6.3	ug/m3		03/03/21 13:14	03/04/21 16:17	5.32
Methylene Chloride	ND		92	90	ug/m3		03/03/21 13:14	03/04/21 16:17	5.32
Tetrachloroethene	**740**		36	7.2	ug/m3		03/03/21 13:14	03/04/21 16:17	5.32
trans-1,2-Dichloroethene	**12**	**J**	21	5.3	ug/m3		03/03/21 13:14	03/04/21 16:17	5.32
Trichloroethene	**1200**		29	5.1	ug/m3		03/03/21 13:14	03/04/21 16:17	5.32
Vinyl chloride	**72**		27	4.8	ug/m3		03/03/21 13:14	03/04/21 16:17	5.32
1,2-Dichloroethene, Total	**1300**		42	5.3	ug/m3		03/03/21 13:14	03/04/21 16:17	5.32

Surrogate	*%Recovery*	*Qualifier*	*Limits*	*Prepared*	*Analyzed*	*Dil Fac*
4-Bromofluorobenzene (Surr)	*101*		*60 - 140*	*03/03/21 13:14*	*03/04/21 16:17*	*5.32*

Default Detection Limits

Client: GHD Services Inc.
Job ID: 140-22140-1
Project/Site: 058507, GM-Lockport, 256042

Method: TO-14A - Volatile Organic Compounds in Ambient Air

Prep: Air Transfer

Analyte	RL	MDL	Units
1,1,1-Trichloroethane	1.1	0.16	ug/m3
1,1-Dichloroethane	0.81	0.11	ug/m3
1,1-Dichloroethene	0.79	0.13	ug/m3
1,2-Dichloroethane	0.81	0.19	ug/m3
1,2-Dichloroethene, Total	1.6	0.20	ug/m3
Benzene	0.64	0.18	ug/m3
Carbon tetrachloride	1.3	0.24	ug/m3
Chloroform	0.98	0.19	ug/m3
cis-1,2-Dichloroethene	0.79	0.24	ug/m3
Methylene Chloride	3.5	3.4	ug/m3
Tetrachloroethene	1.4	0.27	ug/m3
trans-1,2-Dichloroethene	0.79	0.20	ug/m3
Trichloroethene	1.1	0.19	ug/m3
Vinyl chloride	1.0	0.18	ug/m3

Surrogate Summary

Client: GHD Services Inc.
Project/Site: 058507, GM-Lockport, 256042

Job ID: 140-22140-1

Method: TO-14A - Volatile Organic Compounds in Ambient Air

Matrix: Air **Prep Type: Total/NA**

		Percent Surrogate Recovery (Acceptance Limits)							
Lab Sample ID	**Client Sample ID**	**BFB (60-140)**							
140-22140-1	8-3-3/2/21	97							
140-22140-2	7W-1-3/2/21	97							
140-22140-3	7E-1-3/2/21	101							
LCS 140-47351/1002	Lab Control Sample	102							
LCS 140-47387/1002	Lab Control Sample	103							
MB 140-47351/5	Method Blank	97							
MB 140-47387/7	Method Blank	100							

Surrogate Legend

BFB = 4-Bromofluorobenzene (Surr)

QC Sample Results

Client: GHD Services Inc.
Project/Site: 058507, GM-Lockport, 256042

Job ID: 140-22140-1

Method: TO-14A - Volatile Organic Compounds in Ambient Air

Lab Sample ID: MB 140-47351/5
Matrix: Air
Analysis Batch: 47351

Client Sample ID: Method Blank
Prep Type: Total/NA

Analyte	MB Result	MB Qualifier	RL	MDL	Unit	D	Prepared	Analyzed	Dil Fac
1,1,1-Trichloroethane	ND		1.1	0.16	ug/m3			03/03/21 16:07	1
1,1-Dichloroethane	ND		0.81	0.11	ug/m3			03/03/21 16:07	1
1,1-Dichloroethene	ND		0.79	0.13	ug/m3			03/03/21 16:07	1
1,2-Dichloroethane	ND		0.81	0.19	ug/m3			03/03/21 16:07	1
Benzene	ND		0.64	0.18	ug/m3			03/03/21 16:07	1
Carbon tetrachloride	ND		1.3	0.24	ug/m3			03/03/21 16:07	1
Chloroform	ND		0.98	0.19	ug/m3			03/03/21 16:07	1
cis-1,2-Dichloroethene	ND		0.79	0.24	ug/m3			03/03/21 16:07	1
Methylene Chloride	ND		3.5	3.4	ug/m3			03/03/21 16:07	1
Tetrachloroethene	ND		1.4	0.27	ug/m3			03/03/21 16:07	1
trans-1,2-Dichloroethene	ND		0.79	0.20	ug/m3			03/03/21 16:07	1
Trichloroethene	ND		1.1	0.19	ug/m3			03/03/21 16:07	1
Vinyl chloride	ND		1.0	0.18	ug/m3			03/03/21 16:07	1
1,2-Dichloroethene, Total	ND		1.6	0.20	ug/m3			03/03/21 16:07	1

Surrogate	*MB %Recovery*	*MB Qualifier*	*Limits*	*Prepared*	*Analyzed*	*Dil Fac*
4-Bromofluorobenzene (Surr)	*97*		*60 - 140*		*03/03/21 16:07*	*1*

Lab Sample ID: LCS 140-47351/1002
Matrix: Air
Analysis Batch: 47351

Client Sample ID: Lab Control Sample
Prep Type: Total/NA

Analyte	Spike Added	LCS Result	LCS Qualifier	Unit	D	%Rec	%Rec. Limits
1,1,1-Trichloroethane	10.9	10.7		ug/m3		98	70 - 130
1,1-Dichloroethane	8.09	8.48		ug/m3		105	70 - 130
1,1-Dichloroethene	7.93	7.54		ug/m3		95	70 - 130
1,2-Dichloroethane	8.09	8.86		ug/m3		109	70 - 130
Benzene	6.39	6.65		ug/m3		104	70 - 130
Carbon tetrachloride	12.6	13.2		ug/m3		105	70 - 130
Chloroform	9.77	10.4		ug/m3		106	70 - 130
cis-1,2-Dichloroethene	7.93	7.55		ug/m3		95	70 - 130
Methylene Chloride	6.95	7.18		ug/m3		103	70 - 130
Tetrachloroethene	13.6	13.1		ug/m3		96	70 - 130
trans-1,2-Dichloroethene	7.93	7.89		ug/m3		99	70 - 130
Trichloroethene	10.7	9.89		ug/m3		92	70 - 130
Vinyl chloride	5.11	5.33		ug/m3		104	70 - 130

Surrogate	*LCS %Recovery*	*LCS Qualifier*	*Limits*
4-Bromofluorobenzene (Surr)	*102*		*60 - 140*

Lab Sample ID: MB 140-47387/7
Matrix: Air
Analysis Batch: 47387

Client Sample ID: Method Blank
Prep Type: Total/NA

Analyte	MB Result	MB Qualifier	RL	MDL	Unit	D	Prepared	Analyzed	Dil Fac
1,1,1-Trichloroethane	ND		1.1	0.16	ug/m3			03/04/21 12:35	1
1,1-Dichloroethane	ND		0.81	0.11	ug/m3			03/04/21 12:35	1
1,1-Dichloroethene	ND		0.79	0.13	ug/m3			03/04/21 12:35	1

Method: TO-14A - Volatile Organic Compounds in Ambient Air (Continued)

Lab Sample ID: MB 140-47387/7
Matrix: Air
Analysis Batch: 47387

Client Sample ID: Method Blank
Prep Type: Total/NA

Analyte	MB Result	MB Qualifier	RL	MDL	Unit	D	Prepared	Analyzed	Dil Fac
1,2-Dichloroethane	ND		0.81	0.19	ug/m3			03/04/21 12:35	1
Benzene	ND		0.64	0.18	ug/m3			03/04/21 12:35	1
Carbon tetrachloride	ND		1.3	0.24	ug/m3			03/04/21 12:35	1
Chloroform	ND		0.98	0.19	ug/m3			03/04/21 12:35	1
cis-1,2-Dichloroethene	ND		0.79	0.24	ug/m3			03/04/21 12:35	1
Methylene Chloride	ND		3.5	3.4	ug/m3			03/04/21 12:35	1
Tetrachloroethene	ND		1.4	0.27	ug/m3			03/04/21 12:35	1
trans-1,2-Dichloroethene	ND		0.79	0.20	ug/m3			03/04/21 12:35	1
Trichloroethene	ND		1.1	0.19	ug/m3			03/04/21 12:35	1
Vinyl chloride	ND		1.0	0.18	ug/m3			03/04/21 12:35	1
1,2-Dichloroethene, Total	ND		1.6	0.20	ug/m3			03/04/21 12:35	1

Surrogate	*MB %Recovery*	*MB Qualifier*	*Limits*	*Prepared*	*Analyzed*	*Dil Fac*
4-Bromofluorobenzene (Surr)	*100*		*60 - 140*		*03/04/21 12:35*	*1*

Lab Sample ID: LCS 140-47387/1002
Matrix: Air
Analysis Batch: 47387

Client Sample ID: Lab Control Sample
Prep Type: Total/NA

Analyte	Spike Added	LCS Result	LCS Qualifier	Unit	D	%Rec	%Rec. Limits
1,1,1-Trichloroethane	10.9	9.41		ug/m3		86	70 - 130
1,1-Dichloroethane	8.09	7.46		ug/m3		92	70 - 130
1,1-Dichloroethene	7.93	7.13		ug/m3		90	70 - 130
1,2-Dichloroethane	8.09	7.45		ug/m3		92	70 - 130
Benzene	6.39	5.68		ug/m3		89	70 - 130
Carbon tetrachloride	12.6	12.8		ug/m3		102	70 - 130
Chloroform	9.77	8.57		ug/m3		88	70 - 130
cis-1,2-Dichloroethene	7.93	6.84		ug/m3		86	70 - 130
Methylene Chloride	6.95	7.57		ug/m3		109	70 - 130
Tetrachloroethene	13.6	11.9		ug/m3		88	70 - 130
trans-1,2-Dichloroethene	7.93	7.04		ug/m3		89	70 - 130
Trichloroethene	10.7	9.32		ug/m3		87	70 - 130
Vinyl chloride	5.11	5.10		ug/m3		100	70 - 130

Surrogate	*LCS %Recovery*	*LCS Qualifier*	*Limits*
4-Bromofluorobenzene (Surr)	*103*		*60 - 140*

QC Association Summary

Client: GHD Services Inc.
Project/Site: 058507, GM-Lockport, 256042

Job ID: 140-22140-1

Air - GC/MS VOA

Analysis Batch: 47351

Lab Sample ID	Client Sample ID	Prep Type	Matrix	Method	Prep Batch
140-22140-1	8-3-3/2/21	Total/NA	Air	TO-14A	47419
140-22140-2	7W-1-3/2/21	Total/NA	Air	TO-14A	47419
MB 140-47351/5	Method Blank	Total/NA	Air	TO-14A	
LCS 140-47351/1002	Lab Control Sample	Total/NA	Air	TO-14A	

Analysis Batch: 47387

Lab Sample ID	Client Sample ID	Prep Type	Matrix	Method	Prep Batch
140-22140-3	7E-1-3/2/21	Total/NA	Air	TO-14A	47419
MB 140-47387/7	Method Blank	Total/NA	Air	TO-14A	
LCS 140-47387/1002	Lab Control Sample	Total/NA	Air	TO-14A	

Prep Batch: 47419

Lab Sample ID	Client Sample ID	Prep Type	Matrix	Method	Prep Batch
140-22140-1	8-3-3/2/21	Total/NA	Air	Air Transfer	
140-22140-2	7W-1-3/2/21	Total/NA	Air	Air Transfer	
140-22140-3	7E-1-3/2/21	Total/NA	Air	Air Transfer	

Lab Chronicle

Client: GHD Services Inc.
Project/Site: 058507, GM-Lockport, 256042

Job ID: 140-22140-1

Client Sample ID: 8-3-3/2/21 — Lab Sample ID: 140-22140-1

Date Collected: 03/02/21 09:03 — **Matrix: Air**
Date Received: 03/03/21 10:20

Prep Type	Batch Type	Batch Method	Run	Dil Factor	Initial Amount	Final Amount	Batch Number	Prepared or Analyzed	Analyst	Lab
Total/NA	Prep	Air Transfer					47419	03/03/21 13:14	BRS	TAL KNX
Total/NA	Analysis	TO-14A		60	30 mL	500 mL	47351	03/04/21 01:47	S1K	TAL KNX
	Instrument ID: MR									

Client Sample ID: 7W-1-3/2/21 — Lab Sample ID: 140-22140-2

Date Collected: 03/02/21 10:28 — **Matrix: Air**
Date Received: 03/03/21 10:20

Prep Type	Batch Type	Batch Method	Run	Dil Factor	Initial Amount	Final Amount	Batch Number	Prepared or Analyzed	Analyst	Lab
Total/NA	Prep	Air Transfer					47419	03/03/21 13:14	BRS	TAL KNX
Total/NA	Analysis	TO-14A		5.84	58.4 mL	500 mL	47351	03/04/21 02:34	S1K	TAL KNX
	Instrument ID: MR									

Client Sample ID: 7E-1-3/2/21 — Lab Sample ID: 140-22140-3

Date Collected: 03/02/21 10:44 — **Matrix: Air**
Date Received: 03/03/21 10:20

Prep Type	Batch Type	Batch Method	Run	Dil Factor	Initial Amount	Final Amount	Batch Number	Prepared or Analyzed	Analyst	Lab
Total/NA	Prep	Air Transfer					47419	03/03/21 13:14	BRS	TAL KNX
Total/NA	Analysis	TO-14A		5.32	40 mL	500 mL	47387	03/04/21 16:17	S1K	TAL KNX
	Instrument ID: MS									

Client Sample ID: Method Blank — Lab Sample ID: MB 140-47351/5

Date Collected: N/A — **Matrix: Air**
Date Received: N/A

Prep Type	Batch Type	Batch Method	Run	Dil Factor	Initial Amount	Final Amount	Batch Number	Prepared or Analyzed	Analyst	Lab
Total/NA	Analysis	TO-14A		1	200 mL	500 mL	47351	03/03/21 16:07	S1K	TAL KNX
	Instrument ID: MR									

Client Sample ID: Method Blank — Lab Sample ID: MB 140-47387/7

Date Collected: N/A — **Matrix: Air**
Date Received: N/A

Prep Type	Batch Type	Batch Method	Run	Dil Factor	Initial Amount	Final Amount	Batch Number	Prepared or Analyzed	Analyst	Lab
Total/NA	Analysis	TO-14A		1	200 mL	500 mL	47387	03/04/21 12:35	S1K	TAL KNX
	Instrument ID: MS									

Client Sample ID: Lab Control Sample — Lab Sample ID: LCS 140-47351/1002

Date Collected: N/A — **Matrix: Air**
Date Received: N/A

Prep Type	Batch Type	Batch Method	Run	Dil Factor	Initial Amount	Final Amount	Batch Number	Prepared or Analyzed	Analyst	Lab
Total/NA	Analysis	TO-14A		1	500 mL	500 mL	47351	03/03/21 11:00	S1K	TAL KNX
	Instrument ID: MR									

Lab Chronicle

Client: GHD Services Inc.
Project/Site: 058507, GM-Lockport, 256042

Job ID: 140-22140-1

Client Sample ID: Lab Control Sample

Date Collected: N/A
Date Received: N/A

Lab Sample ID: LCS 140-47387/1002

Matrix: Air

Prep Type	Batch Type	Batch Method	Run	Dil Factor	Initial Amount	Final Amount	Batch Number	Prepared or Analyzed	Analyst	Lab
Total/NA	Analysis	TO-14A		1	500 mL	500 mL	47387	03/04/21 07:55	S1K	TAL KNX
	Instrument ID: MS									

Laboratory References:

TAL KNX = Eurofins TestAmerica, Knoxville, 5815 Middlebrook Pike, Knoxville, TN 37921, TEL (865)291-3000

Accreditation/Certification Summary

Client: GHD Services Inc.
Project/Site: 058507, GM-Lockport, 256042

Job ID: 140-22140-1

Laboratory: Eurofins TestAmerica, Knoxville

Unless otherwise noted, all analytes for this laboratory were covered under each accreditation/certification below.

Authority	Program	Identification Number	Expiration Date
New York	NELAP	10781	04-01-21

The following analytes are included in this report, but the laboratory is not certified by the governing authority. This list may include analytes for which the agency does not offer certification.

Analysis Method	Prep Method	Matrix	Analyte
TO-14A	Air Transfer	Air	1,2-Dichloroethene, Total
TO-14A	Air Transfer	Air	trans-1,2-Dichloroethene

Method Summary

Client: GHD Services Inc.
Project/Site: 058507, GM-Lockport, 256042

Job ID: 140-22140-1

Method	Method Description	Protocol	Laboratory
TO-14A	Volatile Organic Compounds in Ambient Air	EPA-21	TAL KNX
Air Transfer	Transfer Air Matrix to Summa Canister	None	TAL KNX

Protocol References:

EPA-21 = "Compendium Of Methods For The Determination Of Toxic Organic Compounds In Ambient Air", Second Edition, EPA/625/R-96/010B, January 1999
None = None

Laboratory References:

TAL KNX = Eurofins TestAmerica, Knoxville, 5815 Middlebrook Pike, Knoxville, TN 37921, TEL (865)291-3000

Sample Summary

Client: GHD Services Inc.
Project/Site: 058507, GM-Lockport, 256042

Job ID: 140-22140-1

Lab Sample ID	Client Sample ID	Matrix	Collected	Received	Asset ID
140-22140-1	8-3-3/2/21	Air	03/02/21 09:03	03/03/21 10:20	
140-22140-2	7W-1-3/2/21	Air	03/02/21 10:28	03/03/21 10:20	
140-22140-3	7E-1-3/2/21	Air	03/02/21 10:44	03/03/21 10:20	

Eurofins TestAmerica, Knoxville
5815 Middlebrook Pike

Knoxville, TN 37921-5947
phone 865.291.3000 fax 865.584.4315

Canister Samples Chain of Custody Record

TestAmerica Laboratories, Inc. assumes no liability with respect to the collection and shipment of these samples.

140-22140 Chain of Custody

TestAmerica Laboratories, Inc. d/b/a Eurofins TestAmerica

Client Contact Information
Company Name: GZA
Address: 700 Pearl St
City/State/Zip: Buffalo NY
Phone: 716-685-2300
FAX:
Project Name: GM Lockport
Site/Location: Lockport, NY
P O #: Proj Reference 058507

Client Project Manager: T. Bohlen
Phone: 716-844-7050
Email: thomas.bohlen@gza.com
Site Contact: T. Bohlen
Tel/Fax 716-844-7050

Analysis Turnaround Time
Standard (Specific):
Rush (Specifiy):

Samples Collected By: T. Bohlen

COC No: 1 of 1 COCs
TALS Project #:
For Lab Use Only:
Walk-in Client:
Lab Sampling:
Job / SDG No.:
(See below for Add'l Items)

Sample Identification	Sample Start Date	Time Start	Sample End Date	Time Stop	Canister Vacuum in Field, "Hg (Start)	Canister Vacuum in Field, "Hg (Stop)	Flow Controller ID	Canister ID	TO-14/15 (Standard / Low Level)	TO-15 SIM	EPA 3C	EPA 25C	ASTM D-1946	EPA 15/16	Other (Please specify in notes section)	Sample Type	Indoor Air/Ambient Air	Sub-Slab	Soil Gas	Soil Vapor Extraction (SVE)	Landfill Gas	Other (Please specify in notes section)	Sample Specific Notes:
8-3-3/2/21	3/2/21	903							X														Analyze TO-15 Tedlars must be analyzed 48 hrs from sampling - report compounds in accordance w/SSOW
7W-1-3/2/21	↓	1028							X														
7E-1-3/2/21	↓	1044							X														

Temperature (Fahrenheit)		
Start	Interior	Ambient
Stop		

Pressure (inches of Hg)		
Start	Interior	Ambient
Stop		

Received @ ambient, 1 box, Fedex PO trk# 9533 1203 7270
Custody seal intact
KW 3/3/21

Special Instructions/QC Requirements & Comments:

Samples Shipped by: Thomas Bohlen	Date / Time: 3/2/21 / 1445	Samples Received by: Umukow Cikolb 3/2/21 1445	
Samples Relinquished by: Umukow Cikolb	Date / Time: 3/2/21 1700	Received by: Ke-WA ETA 3/3/21 1020	
Relinquished by:	Date / Time:	Received by:	3 tedlars
Lab Use Only: Shipper Name:	Opened by:	Condition:	

Form No. CA-C-WI-003, Rev. 2.23, dated 5/4/2020

EUROFINS/TESTAMERICA KNOXVILLE SAMPLE RECEIPT/CONDITION UPON RECEIPT ANOMALY CHECKLIST

Log In Number: Loc: 140 **22140**

Review Items	Yes	No	NA	If No, what was the problem?
1. Are the shipping containers intact?	/			☐ **Containers, Broken**
2. Were ambient air containers received intact?	/			☐ Checked in lab
3. The coolers/containers custody seal if present, is it intact?	/			☐ Yes ☐ NA
4. Is the cooler temperature within limits? (> freezing temp. of water to 6 °C, VOST: 10°C) Thermometer ID :_____ Correction factor: _____			/	☐ **Cooler Out of Temp, Client Contacted, Proceed/Cancel** ☐ **Cooler Out of Temp, Same Day Receipt**
5. Were all of the sample containers received intact?	/			☐ **Containers, Broken**
6. Were samples received in appropriate containers?	/			☐ **Containers, Improper; Client Contacted; Proceed/Cancel**
7. Do sample container labels match COC? (IDs, Dates, Times)	/			☐ **COC & Samples Do Not Match** ☐ **COC Incorrect/Incomplete** ☐ **COC Not Received**
8. Were all of the samples listed on the COC received?	/			☐ **Sample Received, Not on COC** ☐ **Sample on COC, Not Received**
9. Is the date/time of sample collection noted?	/			☐ **COC; No Date/Time; Client Contacted**
10. Was the sampler identified on the COC?	/			☐ **Sampler Not Listed on COC**
11. Is the client and project name/# identified?	/			☐ **COC Incorrect/Incomplete**
12. Are tests/parameters listed for each sample?	/			☐ **COC No tests on COC**
13. Is the matrix of the samples noted?	/			☐ **COC Incorrect/Incomplete**
14. Was COC relinquished? (Signed/Dated/Timed)	/			☐ **COC Incorrect/Incomplete**
15. Were samples received within holding time?	/			☐ **Holding Time - Receipt**
16. Were samples received with correct chemical preservative (excluding Encore)?			/	☐ **pH Adjusted, pH Included (See box 16A)** ☐ **Incorrect Preservative**
17. Were VOA samples received without headspace?			/	☐ **Headspace (VOA only)**
18. Did you check for residual chlorine, if necessary? (e.g. 1613B, 1668) Chlorine test strip lot number:_____			/	☐ **Residual Chlorine**
19. For 1613B water samples is pH<9?			/	☐ If no, notify lab to adjust
20. For rad samples was sample activity info. Provided?			/	☐ Project missing info

Comments/Actions Taken

Labeling Verified by: _____ **Date:** _____

pH test strip lot number: _____

	Box 16A: pH Preservation	Box 18A: Residual Chlorine
Preservative:		
Lot Number:		
Exp Date:		
Analyst:		
Date:		
Time:		

Project #: 4800 9685 PM Instructions: _____

Sample Receiving Associate: Ken Wa Date: 3/3/21

QA026R32.doc, 062719

Summa Canister Dilution Worksheet

Client: GHD Services Inc.
Project/Site: 058507, GM-Lockport, 256042

Job No.: 140-22140-1

Lab Sample ID	Canister Volume (L)	Preadjusted Pressure ("Hg)	Preadjusted Pressure (atm)	Preadjusted Volume (L)	Adjusted Pressure (psig)	Adjusted Pressure (atm)	Adjusted Volume (L)	Initial Volume (mL)	Dilution Factor	Final Dilution Factor	Pressure Gauge ID	Date	Analyst Initals
140-22140-1	6	0	1.00	6.00	0.0	1.00	6.00	100	60.00	60.00	g5 09682	03/03/21 13:18	BRS
140-22140-2	0	-24.8	0.17	0.00	0.0	1.00	0.00		5.84	5.84	g5	03/03/21 13:20	BRS
140-22140-3	0	-24.3	0.19	0.00	0.0	1.00	0.00		5.32	5.32	g5	03/03/21 13:24	BRS

Formulae:

Preadjusted Volume (L) = (Preadjusted Pressure ("Hg) + 29.92 "Hg * Vol L) / 29.92 "Hg
Adjusted Volume (L) = (Adjusted Pressure (psig) + 14.7 psig * Vol L) / 14.7 psig
Dilution Factor = Adjusted Volume (L) / Preadjusted Volume (L)

Where:

29.92 "Hg = Standard atmospheric pressure in inches of Mercury (“Hg)
14.7 psig = Standard atmospheric pressure in pounds per square inch gauge (psig)

APPENDIX B
2021 Summary of SSDS Performance Sampling Results

HALEY ALDRICH

PRODUCT INVENTORY
GMCH Lockport - BCP Site #932138
SSDS Performance Sampling Event
SSDS Operations - 23 April 2019 - 22 April 2020
List specific products found that have the potential to affect indoor air quality

Date	Sample Location	Product Description	Size (units)	Condition	Chemical Ingredients	OVM Screening Results in Sample Location Area (PPM)	Photo Y/N
3/3/2021	7A-IA-1	Disinfectant/ Hand Sanitizer, Betco	1 qt x 18	open /closed	hydrogen peroixide alkyl dimethyl benzyl ammonia chloride	0.0 (background)	N
3/3/2021	7A-IA-2	Various Aerosal materials	7 gallon	sealed		0.0 (background)	N
		Bleach	0.5 gallon	open	N/A	0.0 (background)	N
3/3/2021	8-IA-1	No containerized material observed in screening area	N/A	N/A	N/A	0.6 (background)	N
3/3/2021	8-IA-2	No containerized material observed in screening area	N/A	N/A	N/A	0.0 (background)	N
3/3/2021	10-IA-1	Smart Foam B, Smart Foam A	250 gallon tote	closed	Polyglycol Diphenylenmethanene	0.6 (background)	N
3/3/2021	10-IA-2	No containerized material observed in screening area	N/A	N/A	N/A	0.0 (background)	N
3/4/2021	7W-IA-1	Used Oil Drum	55-gallon	closed	N/A	0.5 (background)	N
3/4/2021	7W-IA-2	No containerized material observed in screening area	N/A	N/A	N/A	0.7 (background)	N
3/4/2021	7W-IA-3	No containerized material observed in screening area	N/A	N/A	N/A	1.5 - 2.4 (background)	N
3/4/2021	7W-IA-4	Zep parts cleaner	35 gallons	unused	SDS attached	3.2 (background), 25 at container lid	N
3/4/2021	7W-IA-5	Inland Oil, Moly Oil	55 gallons x 5	closed	N/A	3.9 (background), 4.3 at container area	N
3/4/2021	7E-IA-1	No containerized material observed in screening area - observed a small above ground storage tank in area west of sample locations used for diesel fuel	110 gallon	Used	fuel storage	0.6 (background), 29.6 at tank area	N
3/4/2021	7E-IA-2	No containerized material observed in screening area	N/A	N/A	N/A	0.7 (background)	N

Describe the condition of the product containers as Unopened (UO), used (U), or Deteriorated (D).

SECTION 1. PRODUCT AND COMPANY IDENTIFICATION

Material name : ZEP DYNA 143

Material number : 000000000000036696

Manufacturer or supplier's details

Company : Zep Inc.

Address : 1310 Seaboard Industrial Blvd., NW
Atlanta, GA 30318

Telephone : 404-352-1680

Emergency telephone numbers		
For SDS Information	:	Compliance Services 1-877-428-9937
For a Medical Emergency	:	877-541-2016 Toll Free - All Calls Recorded
For a Transportation Emergency	:	CHEMTREC: 800-424-9300 - All Calls Recorded. In the District of Columbia 202-483-7616

SECTION 2. HAZARDS IDENTIFICATION

Emergency Overview

Appearance	liquid
Colour	colourless
Odour	solvent-like, slight

GHS Classification

Flammable liquids : Category 4
Aspiration hazard : Category 1

GHS Label element

Hazard pictograms :

Signal word : Danger

Hazard statements : H227 Combustible liquid.
H304 May be fatal if swallowed and enters airways.

Precautionary statements : **Prevention:**
P210 Keep away from heat/sparks/open flames/hot surfaces. No smoking.
P280 Wear protective gloves/ eye protection/ face protection.
Response:
P301 + P310 IF SWALLOWED: Immediately call a POISON CENTER or doctor/ physician.
P331 Do NOT induce vomiting.
P370 + P378 In case of fire: Use dry sand, dry chemical or alcohol-resistant foam for extinction.

Storage:
P403 + P235 Store in a well-ventilated place. Keep cool.
P405 Store locked up.
Disposal:
Dispose of contents/container in accordance with local regulation.

Potential Health Effects

Carcinogenicity:

IARC	No component of this product present at levels greater than or equal to 0.1% is identified as probable, possible or confirmed human carcinogen by IARC.
ACGIH	No component of this product present at levels greater than or equal to 0.1% is identified as a carcinogen or potential carcinogen by ACGIH.
OSHA	No component of this product present at levels greater than or equal to 0.1% is identified as a carcinogen or potential carcinogen by OSHA.
NTP	No component of this product present at levels greater than or equal to 0.1% is identified as a known or anticipated carcinogen by NTP.

SECTION 3. COMPOSITION/INFORMATION ON INGREDIENTS

Substance / Mixture : Mixture

Hazardous components

Chemical Name	CAS-No.	Concentration [%]
Distillates (petroleum), hydrotreated light	64742-47-8	>= 90 - <= 100

The exact percentages of disclosed substances are withheld as trade secrets.

SECTION 4. FIRST AID MEASURES

General advice : Move out of dangerous area.
Show this safety data sheet to the doctor in attendance.
Symptoms of poisoning may appear several hours later.
Do not leave the victim unattended.

If inhaled : If unconscious place in recovery position and seek medical advice.
If symptoms persist, call a physician.

In case of skin contact : Wash off immediately with plenty of water for at least 15 minutes.
If on skin, rinse well with water.
If on clothes, remove clothes.

In case of eye contact : Rinse thoroughly with plenty of water for at least 15 minutes and consult a physician.
Remove contact lenses.
Protect unharmed eye.
Keep eye wide open while rinsing.

If eye irritation persists, consult a specialist.

If swallowed : Keep respiratory tract clear.
Do NOT induce vomiting.
Never give anything by mouth to an unconscious person.
If symptoms persist, call a physician.
Take victim immediately to hospital.

SECTION 5. FIREFIGHTING MEASURES

Suitable extinguishing media : Carbon dioxide (CO2)
Dry chemical
Dry sand

Unsuitable extinguishing media : High volume water jet

Hazardous combustion products : Carbon dioxide (CO2)
Carbon monoxide
Smoke

Specific extinguishing methods : Use extinguishing measures that are appropriate to local circumstances and the surrounding environment.

Further information : For safety reasons in case of fire, cans should be stored separately in closed containments.
Use a water spray to cool fully closed containers.

Special protective equipment for firefighters : Wear self-contained breathing apparatus for firefighting if necessary.

SECTION 6. ACCIDENTAL RELEASE MEASURES

Personal precautions, protective equipment and emergency procedures : Use personal protective equipment.
Ensure adequate ventilation.

Environmental precautions : Prevent product from entering drains.
Prevent further leakage or spillage if safe to do so.
If the product contaminates rivers and lakes or drains inform respective authorities.

Methods and materials for containment and cleaning up : Contain spillage, and then collect with non-combustible absorbent material, (e.g. sand, earth, diatomaceous earth, vermiculite) and place in container for disposal according to local / national regulations (see section 13).
Keep in suitable, closed containers for disposal.

SECTION 7. HANDLING AND STORAGE

Advice on safe handling : Avoid formation of aerosol.
Do not breathe vapours/dust.
Avoid contact with skin and eyes.
For personal protection see section 8.

Smoking, eating and drinking should be prohibited in the application area.
Provide sufficient air exchange and/or exhaust in work rooms.
Dispose of rinse water in accordance with local and national regulations.

Conditions for safe storage : No smoking.
Keep container tightly closed in a dry and well-ventilated place.
Observe label precautions.
Electrical installations / working materials must comply with the technological safety standards.

Materials to avoid : Strong oxidizing agents

SECTION 8. EXPOSURE CONTROLS/PERSONAL PROTECTION

Components with workplace control parameters

Components	CAS-No.	Value type (Form of exposure)	Control parameters / Permissible concentration	Basis
Distillates (petroleum), hydrotreated light	64742-47-8	TWA	500 ppm 2,000 mg/m3	OSHA Z-1
		TWA	400 ppm 1,600 mg/m3	OSHA P0

Engineering measures : effective ventilation in all processing areas

Personal protective equipment

Respiratory protection : In case of insufficient ventilation, wear suitable respiratory equipment.

Hand protection
Remarks : The suitability for a specific workplace should be discussed with the producers of the protective gloves.

Eye protection : Ensure that eyewash stations and safety showers are close to the workstation location.
Tightly fitting safety goggles

Skin and body protection : Impervious clothing
Choose body protection according to the amount and concentration of the dangerous substance at the work place.

Hygiene measures : When using do not eat or drink.
When using do not smoke.
Wash hands before breaks and at the end of workday.

SECTION 9. PHYSICAL AND CHEMICAL PROPERTIES

Appearance	:	liquid
Colour	:	colourless
Odour	:	solvent-like, slight
Odour Threshold	:	No data available
pH	:	Not applicable
Melting point/freezing point	:	No data available
Boiling point	:	192 - 211 °C
Flash point	:	61.66 °C Method: Pensky-Martens closed cup
Evaporation rate	:	0.14 n-Butyl Acetate = 1.0
Upper explosion limit	:	7.0 %(V)
Lower explosion limit	:	0.7 %(V)
Vapour pressure	:	0.43 hPa (20 °C)
Relative vapour density	:	No data available
Density	:	0.79 g/cm3
Solubility(ies)		
Water solubility	:	insoluble
Solubility in other solvents	:	not determined
Partition coefficient: n-octanol/water	:	No data available
Auto-ignition temperature	:	not determined
Thermal decomposition	:	No data available
Viscosity		
Viscosity, kinematic	:	No data available

SECTION 10. STABILITY AND REACTIVITY

Reactivity	:	Stable
Chemical stability	:	Stable under normal conditions.
Possibility of hazardous reactions	:	No decomposition if stored and applied as directed. Vapours may form explosive mixture with air.
Conditions to avoid	:	Heat, flames and sparks.
Incompatible materials	:	Strong oxidizing agents

Hazardous decomposition products	:	Carbon oxides

SECTION 11. TOXICOLOGICAL INFORMATION

Acute toxicity

Components:

Distillates (petroleum), hydrotreated light:

Acute oral toxicity	:	LD50 Rat: > 5,000 mg/kg
Acute inhalation toxicity	:	LC50 Rat: > 4.6 mg/l Exposure time: 6 h
Acute dermal toxicity	:	LD50 Rat: > 2,000 mg/kg

Skin corrosion/irritation

Product:

Remarks: May cause skin irritation and/or dermatitis.

Serious eye damage/eye irritation

Product:

Remarks: Vapours may cause irritation to the eyes, respiratory system and the skin.

Respiratory or skin sensitisation

No data available

Germ cell mutagenicity

No data available

Carcinogenicity

No data available

Reproductive toxicity

No data available

Distillates (petroleum), hydrotreated light:

STOT - single exposure

No data available

STOT - repeated exposure

No data available

Aspiration toxicity

No data available

Further information

Product:

Remarks: Solvents may degrease the skin.

Components:
Distillates (petroleum), hydrotreated light:
Remarks: No data available

SECTION 12. ECOLOGICAL INFORMATION

Ecotoxicity

No data available

Persistence and degradability

No data available

Bioaccumulative potential

Product:

Partition coefficient: n-octanol/water	:	Remarks: No data available

Mobility in soil

No data available

Other adverse effects

No data available

Product:

Regulation	40 CFR Protection of Environment; Part 82 Protection of Stratospheric Ozone - CAA Section 602 Class I Substances
Remarks	This product neither contains, nor was manufactured with a Class I or Class II ODS as defined by the U.S. Clean Air Act Section 602 (40 CFR 82, Subpt. A, App.A + B).

Additional ecological information	:	No data available

Components:
Distillates (petroleum), hydrotreated light :

Additional ecological information	:	No data available

SECTION 13. DISPOSAL CONSIDERATIONS

Disposal methods

Waste from residues	:	Dispose of in accordance with local regulations. Do not dispose of waste into sewer. Do not contaminate ponds, waterways or ditches with

chemical or used container.

Contaminated packaging : Empty remaining contents.
Dispose of as unused product.
Do not re-use empty containers.
Do not burn, or use a cutting torch on, the empty drum.

SECTION 14. TRANSPORT INFORMATION

Transportation Regulation: 49 CFR (USA):
NOT REGULATED AS DANGEROUS GOODS OR HAZARDOUS MATERIAL

Transportation Regulation: IMDG (Vessel):
NOT REGULATED AS DANGEROUS GOODS OR HAZARDOUS MATERIAL

Transportation Regulation: IATA (Cargo Air):
NOT REGULATED AS DANGEROUS GOODS OR HAZARDOUS MATERIAL

Transportation Regulation: IATA (Passenger Air):
NOT REGULATED AS DANGEROUS GOODS OR HAZARDOUS MATERIAL

Transportation Regulation: TDG (Canada):
NOT REGULATED AS DANGEROUS GOODS OR HAZARDOUS MATERIAL

SECTION 15. REGULATORY INFORMATION

EPCRA - Emergency Planning and Community Right-to-Know Act

CERCLA Reportable Quantity

This material does not contain any components with a CERCLA RQ.

SARA 304 Extremely Hazardous Substances Reportable Quantity

This material does not contain any components with a section 304 EHS RQ.

SARA 311/312 Hazards : Fire Hazard
Acute Health Hazard

SARA 302 : No chemicals in this material are subject to the reporting requirements of SARA Title III, Section 302.

SARA 313 : This material does not contain any chemical components with known CAS numbers that exceed the threshold (De Minimis) reporting levels established by SARA Title III, Section 313.

California Prop 65 This product does not contain any chemicals known to State of California to cause cancer, birth defects, or any other

reproductive harm.

The components of this product are reported in the following inventories:

TSCA	On TSCA Inventory
DSL	All components of this product are on the Canadian DSL
AICS	On the inventory, or in compliance with the inventory
NZIoC	Not in compliance with the inventory
PICCS	On the inventory, or in compliance with the inventory
IECSC	On the inventory, or in compliance with the inventory

Inventory Acronym and Validity Area Legend:

AICS (Australia), DSL (Canada), IECSC (China), REACH (European Union), ENCS (Japan), ISHL (Japan), KECI (Korea), NZIoC (New Zealand), PICCS (Philippines), TCSI (Taiwan), TSCA (USA)

SECTION 16. OTHER INFORMATION

Further information

NFPA:

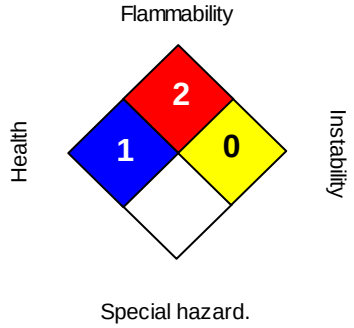

HMIS III:

HEALTH	**1**
FLAMMABILITY	**2**
PHYSICAL HAZARD	**0**

0 = not significant, 1 =Slight,
2 = Moderate, 3 = High
4 = Extreme, * = Chronic

OSHA GHS Label Information:

Hazard pictograms :

Signal word : **Danger:**
Hazard statements : Combustible liquid. May be fatal if swallowed and enters airways.
Precautionary statements :

Prevention: Keep away from heat/sparks/open flames/hot surfaces. No smoking. Wear protective gloves/ eye protection/ face protection.
Response: IF SWALLOWED: Immediately call a POISON CENTER or doctor/ physician. Do NOT induce vomiting. In case of fire: Use dry sand, dry chemical or alcohol-resistant foam for extinction.
Storage: Store in a well-ventilated place. Keep cool. Store locked up.
Disposal: Dispose of contents/container in accordance with local regulation.

Version:	2.4
Revision Date:	02/11/2016
Print Date:	04/05/2016

We believe the statements, technical information and recommendations contained herein are reliable, but they are given without warranty or guarantee of any kind. The information in this document applies to this specific material as supplied. It may not be valid for this material if it is used in combination with any other materials. Users should make their own investigations to determine the suitability and applicability of the information for their particular purposes. This SDS has been prepared by the Compliance Services organization supporting this manufacturer, supplier or distributor.

Zep Inc. markets products under well recognized and established brand names such as Zep®, Zep Commercial®,Zep Professional®, Enforcer®, National Chemical™, Selig™, Misty®, Next Dimension™, Petro®, i-Chem®, TimeMist®, TimeWick™, MicrobeMax®, Country Vet®, Konk®, Original Bike Spirits®, Blue Coral®, Black Magic®, Rain-X®, Niagara National™, FC Forward Chemicals®,Rexodan®, Mykal™, and a number of private labeled brands.

Air/Vapor Sampling Form

Client: GMCH Lockport

Location:

Project No.: 0127784-009

Sample ID	Location	Start Date	Lab	Canister No.	Canister Size	Canister Type	Pressure (in Hg) Intial	Pressure (in Hg) Final	Flow Controller No.	Flow Controller Type	Flow Rate (±5%)	Purging Purge Rate	Purging Purge Volume	Tedlar Bag Size	Tedlar Bag Fill Rate	Leak/Tracer Test Initial Reading	Leak/Tracer Test End Reading	Start Time	End Time
10-IA-1-2021	WK45	3/3/21		5056			28	6	4532									0730	1530
10-IA-2-2021	WG41	|		2699			30	7	6082									0735	1531
8-IA-1-2021	EE90	|		4555			30	6	3938									0748	1541
8-IA-2-2021	AA86	|		2883			>30	8	2667									0752	1543
7A-IA-1-2021	33	|		4476			30	7	7493									0806	1553
7A-IA-2-2021	27	|		5696			30	7	4517									0802	1551
0A-1-2021	SW of 10	|		5093			30	8	5185									0817	1601
7W-IA-2-2021	A55	3/4/21		3390			29	5	3752									0724	[redacted] 1522
7W-IA-1-2021	B64	|		5895			30	5	7250									0727	1423
7W-IA-3-2021	R54	|		4917			30	15	3375									0731	1553
7W-IA-4-2021	Q38	|		[redacted]	5109		28	7	[redacted]	3099							0837	[redacted]	1528
7W-IA-5-2021	J25	|		3482			30	9	3695									0745	1547
7E-IA-2-2021	NN33	|		4776			29	5	4941									0758	1542
7E-IA-1-2021	MM39	|		4447			28	7	6549									0801	1540
0A-2-2021	NNW of 7	|		4371			30	6	3112									0812	1603
7W-IA-017-2021	018	|		[redacted]	5676	>30	[redacted]	10	[redacted]	4745							0905	[redacted]	1610

Climate

Date	Time	Temp. (°F) Indoor	Temp. (°F) Outdoor	Humidity	Wind (mph)	Press. (in.)	Precip. (in.)
3/3/21	0830		34	70%	12	29.9	
3/3/21	1615		43	62%	17	29.88	
3/4/21	0810		28	71%	14	30.09	0.1
3/4/21	1615		27	51%	18	30.13	0.1

Notes

Wind WSW
WSW
NNW
NW

Page _____ of _____

eurofins | Environment Testing America

ANALYTICAL REPORT

Eurofins TestAmerica, Burlington
30 Community Drive
Suite 11
South Burlington, VT 05403
Tel: (802)660-1990

Laboratory Job ID: 200-54560-1
Client Project/Site: 58507, GM Lockport 256040

For:
GHD Services Inc.
2055 Niagara Falls Blvd., Suite 3
Niagara Falls, New York 14304

Attn: Kathleen Willy

Authorized for release by:
8/5/2020 1:04:09 PM

Denise Heckler, Project Manager II
(330)966-9477
Denise.Heckler@Eurofinset.com

LINKS

Review your project results through TotalAccess

Have a Question? Ask The Expert

Visit us at: www.eurofinsus.com/Env

The test results in this report meet all 2003 NELAC, 2009 TNI, and 2016 TNI requirements for accredited parameters, exceptions are noted in this report. This report may not be reproduced except in full, and with written approval from the laboratory. For questions please contact the Project Manager at the e-mail address or telephone number listed on this page.

This report has been electronically signed and authorized by the signatory. Electronic signature is intended to be the legally binding equivalent of a traditionally handwritten signature.

Results relate only to the items tested and the sample(s) as received by the laboratory.

Table of Contents

Cover Page 1
Table of Contents 2
Definitions/Glossary 3
Case Narrative 4
Detection Summary 5
Client Sample Results 6
QC Sample Results 11
QC Association Summary 15
Lab Chronicle 16
Certification Summary 17
Method Summary 18
Sample Summary 19
Chain of Custody 20
Receipt Checklists 22
Clean Canister Certification 23
Pre-Ship Certification 23
Clean Canister Data 25

Definitions/Glossary

Client: GHD Services Inc.
Project/Site: 58507, GM Lockport 256040

Job ID: 200-54560-1

Qualifiers

Air - GC/MS VOA

Qualifier	Qualifier Description
J	Result is less than the RL but greater than or equal to the MDL and the concentration is an approximate value.

Glossary

Abbreviation	These commonly used abbreviations may or may not be present in this report.
¤	Listed under the "D" column to designate that the result is reported on a dry weight basis
%R	Percent Recovery
CFL	Contains Free Liquid
CFU	Colony Forming Unit
CNF	Contains No Free Liquid
DER	Duplicate Error Ratio (normalized absolute difference)
Dil Fac	Dilution Factor
DL	Detection Limit (DoD/DOE)
DL, RA, RE, IN	Indicates a Dilution, Re-analysis, Re-extraction, or additional Initial metals/anion analysis of the sample
DLC	Decision Level Concentration (Radiochemistry)
EDL	Estimated Detection Limit (Dioxin)
LOD	Limit of Detection (DoD/DOE)
LOQ	Limit of Quantitation (DoD/DOE)
MCL	EPA recommended "Maximum Contaminant Level"
MDA	Minimum Detectable Activity (Radiochemistry)
MDC	Minimum Detectable Concentration (Radiochemistry)
MDL	Method Detection Limit
ML	Minimum Level (Dioxin)
MPN	Most Probable Number
MQL	Method Quantitation Limit
NC	Not Calculated
ND	Not Detected at the reporting limit (or MDL or EDL if shown)
NEG	Negative / Absent
POS	Positive / Present
PQL	Practical Quantitation Limit
PRES	Presumptive
QC	Quality Control
RER	Relative Error Ratio (Radiochemistry)
RL	Reporting Limit or Requested Limit (Radiochemistry)
RPD	Relative Percent Difference, a measure of the relative difference between two points
TEF	Toxicity Equivalent Factor (Dioxin)
TEQ	Toxicity Equivalent Quotient (Dioxin)
TNTC	Too Numerous To Count

Case Narrative

Client: GHD Services Inc.
Project/Site: 58507, GM Lockport 256040

Job ID: 200-54560-1

Job ID: 200-54560-1

Laboratory: Eurofins TestAmerica, Burlington

Narrative

Job Narrative
200-54560-1

Comments
No additional comments.

Receipt
The samples were received on 7/31/2020 10:30 AM; the samples arrived in good condition.

Air Toxics
Method TO-15: The continuing calibration verification (CCV) associated with batch 200-157430 recovered above the upper control limit for 1,2,4-Trimethylbenzene, and Benzyl chloride. The samples associated with this CCV were non-detects for the affected analytes; therefore, the data have been reported.

No additional analytical or quality issues were noted, other than those described above or in the Definitions/Glossary page.

Detection Summary

Client: GHD Services Inc.
Project/Site: 58507, GM Lockport 256040

Job ID: 200-54560-1

Client Sample ID: 10-IA-1-073020 — Lab Sample ID: 200-54560-1

Analyte	Result	Qualifier	RL	MDL	Unit	Dil Fac	D	Method	Prep Type
Dichlorodifluoromethane	1.9	J	2.5	0.54	ug/m3	1		TO-15	Total/NA
Freon 22	1.1	J	1.8	0.42	ug/m3	1		TO-15	Total/NA
Chloromethane	0.97	J	1.0	0.23	ug/m3	1		TO-15	Total/NA
n-Butane	1.6		1.2	0.26	ug/m3	1		TO-15	Total/NA
Trichlorofluoromethane	1.0	J	1.1	0.34	ug/m3	1		TO-15	Total/NA
Freon TF	0.39	J	1.5	0.29	ug/m3	1		TO-15	Total/NA
Acetone	96		12	2.9	ug/m3	1		TO-15	Total/NA
Isopropyl alcohol	5.9	J	12	1.2	ug/m3	1		TO-15	Total/NA
tert-Butyl alcohol	0.40	J	15	0.12	ug/m3	1		TO-15	Total/NA
n-Hexane	41		0.70	0.70	ug/m3	1		TO-15	Total/NA
Methyl Ethyl Ketone	3.5		1.5	0.21	ug/m3	1		TO-15	Total/NA
Cyclohexane	0.59	J	0.69	0.16	ug/m3	1		TO-15	Total/NA
Carbon tetrachloride	0.32	J	1.3	0.15	ug/m3	1		TO-15	Total/NA
Benzene	0.28	J	0.64	0.21	ug/m3	1		TO-15	Total/NA
n-Heptane	0.57	J	0.82	0.23	ug/m3	1		TO-15	Total/NA
Toluene	64		0.75	0.41	ug/m3	1		TO-15	Total/NA
Tetrachloroethene	3.5		1.4	0.22	ug/m3	1		TO-15	Total/NA
m,p-Xylene	1.0	J	2.2	0.43	ug/m3	1		TO-15	Total/NA
Xylene, o-	0.33	J	0.87	0.21	ug/m3	1		TO-15	Total/NA
Xylene (total)	1.3	J	3.0	0.21	ug/m3	1		TO-15	Total/NA

Client Sample ID: 10-IA-2-073020 — Lab Sample ID: 200-54560-2

Analyte	Result	Qualifier	RL	MDL	Unit	Dil Fac	D	Method	Prep Type
Dichlorodifluoromethane	2.1	J	2.5	0.54	ug/m3	1		TO-15	Total/NA
Freon 22	0.95	J	1.8	0.42	ug/m3	1		TO-15	Total/NA
Chloromethane	1.1		1.0	0.23	ug/m3	1		TO-15	Total/NA
n-Butane	0.40	J	1.2	0.26	ug/m3	1		TO-15	Total/NA
Trichlorofluoromethane	1.1		1.1	0.34	ug/m3	1		TO-15	Total/NA
Freon TF	0.36	J	1.5	0.29	ug/m3	1		TO-15	Total/NA
Acetone	5.7	J	12	2.9	ug/m3	1		TO-15	Total/NA
Carbon disulfide	2.3		1.6	0.23	ug/m3	1		TO-15	Total/NA
Methyl Ethyl Ketone	3.2		1.5	0.21	ug/m3	1		TO-15	Total/NA
Carbon tetrachloride	0.35	J	1.3	0.15	ug/m3	1		TO-15	Total/NA
Toluene	2.2		0.75	0.41	ug/m3	1		TO-15	Total/NA

Client Sample ID: 10-OA-073020 — Lab Sample ID: 200-54560-3

Analyte	Result	Qualifier	RL	MDL	Unit	Dil Fac	D	Method	Prep Type
Dichlorodifluoromethane	2.0	J	2.5	0.54	ug/m3	1		TO-15	Total/NA
Chloromethane	1.0		1.0	0.23	ug/m3	1		TO-15	Total/NA
n-Butane	0.74	J	1.2	0.26	ug/m3	1		TO-15	Total/NA
Trichlorofluoromethane	1.0	J	1.1	0.34	ug/m3	1		TO-15	Total/NA
Freon TF	0.39	J	1.5	0.29	ug/m3	1		TO-15	Total/NA
Acetone	7.4	J	12	2.9	ug/m3	1		TO-15	Total/NA
Isopropyl alcohol	17		12	1.2	ug/m3	1		TO-15	Total/NA
Methyl Ethyl Ketone	0.86	J	1.5	0.21	ug/m3	1		TO-15	Total/NA
Carbon tetrachloride	0.33	J	1.3	0.15	ug/m3	1		TO-15	Total/NA
2,2,4-Trimethylpentane	0.27	J	0.93	0.19	ug/m3	1		TO-15	Total/NA
n-Heptane	1.3		0.82	0.23	ug/m3	1		TO-15	Total/NA
Toluene	0.85		0.75	0.41	ug/m3	1		TO-15	Total/NA
1,2,4-Trimethylbenzene	0.29	J	0.98	0.22	ug/m3	1		TO-15	Total/NA

This Detection Summary does not include radiochemical test results.

Client Sample Results

Client: GHD Services Inc.
Project/Site: 58507, GM Lockport 256040

Job ID: 200-54560-1

Client Sample ID: 10-IA-1-073020

Lab Sample ID: 200-54560-1

Date Collected: 07/30/20 14:55
Matrix: Air
Date Received: 07/31/20 10:30
Sample Container: Summa Canister 6L

Method: TO-15 - Volatile Organic Compounds in Ambient Air

Analyte	Result	Qualifier	RL	MDL	Unit	D	Prepared	Analyzed	Dil Fac
Dichlorodifluoromethane	**1.9**	**J**	2.5	0.54	ug/m3			07/31/20 22:18	1
Freon 22	**1.1**	**J**	1.8	0.42	ug/m3			07/31/20 22:18	1
1,2-Dichlorotetrafluoroethane	ND		1.4	0.24	ug/m3			07/31/20 22:18	1
Chloromethane	**0.97**	**J**	1.0	0.23	ug/m3			07/31/20 22:18	1
n-Butane	**1.6**		1.2	0.26	ug/m3			07/31/20 22:18	1
Vinyl chloride	ND		0.51	0.11	ug/m3			07/31/20 22:18	1
1,3-Butadiene	ND		0.44	0.13	ug/m3			07/31/20 22:18	1
Bromomethane	ND		0.78	0.20	ug/m3			07/31/20 22:18	1
Chloroethane	ND		1.3	0.14	ug/m3			07/31/20 22:18	1
Bromoethene(Vinyl Bromide)	ND		0.87	0.23	ug/m3			07/31/20 22:18	1
Trichlorofluoromethane	**1.0**	**J**	1.1	0.34	ug/m3			07/31/20 22:18	1
Freon TF	**0.39**	**J**	1.5	0.29	ug/m3			07/31/20 22:18	1
1,1-Dichloroethene	ND		0.79	0.15	ug/m3			07/31/20 22:18	1
Acetone	**96**		12	2.9	ug/m3			07/31/20 22:18	1
Isopropyl alcohol	**5.9**	**J**	12	1.2	ug/m3			07/31/20 22:18	1
Carbon disulfide	ND		1.6	0.23	ug/m3			07/31/20 22:18	1
3-Chloropropene	ND		1.6	0.20	ug/m3			07/31/20 22:18	1
Methylene Chloride	ND		1.7	0.94	ug/m3			07/31/20 22:18	1
tert-Butyl alcohol	**0.40**	**J**	15	0.12	ug/m3			07/31/20 22:18	1
Methyl tert-butyl ether	ND		0.72	0.12	ug/m3			07/31/20 22:18	1
trans-1,2-Dichloroethene	ND		0.79	0.17	ug/m3			07/31/20 22:18	1
n-Hexane	**41**		0.70	0.70	ug/m3			07/31/20 22:18	1
1,1-Dichloroethane	ND		0.81	0.17	ug/m3			07/31/20 22:18	1
Methyl Ethyl Ketone	**3.5**		1.5	0.21	ug/m3			07/31/20 22:18	1
cis-1,2-Dichloroethene	ND		0.79	0.18	ug/m3			07/31/20 22:18	1
1,2-Dichloroethene, Total	ND		1.6	0.17	ug/m3			07/31/20 22:18	1
Chloroform	ND		0.98	0.16	ug/m3			07/31/20 22:18	1
Tetrahydrofuran	ND		15	0.19	ug/m3			07/31/20 22:18	1
1,1,1-Trichloroethane	ND		1.1	0.20	ug/m3			07/31/20 22:18	1
Cyclohexane	**0.59**	**J**	0.69	0.16	ug/m3			07/31/20 22:18	1
Carbon tetrachloride	**0.32**	**J**	1.3	0.15	ug/m3			07/31/20 22:18	1
2,2,4-Trimethylpentane	ND		0.93	0.19	ug/m3			07/31/20 22:18	1
Benzene	**0.28**	**J**	0.64	0.21	ug/m3			07/31/20 22:18	1
1,2-Dichloroethane	ND		0.81	0.13	ug/m3			07/31/20 22:18	1
n-Heptane	**0.57**	**J**	0.82	0.23	ug/m3			07/31/20 22:18	1
Trichloroethene	ND		1.1	0.19	ug/m3			07/31/20 22:18	1
Methyl methacrylate	ND		2.0	0.14	ug/m3			07/31/20 22:18	1
1,2-Dichloropropane	ND		0.92	0.15	ug/m3			07/31/20 22:18	1
1,4-Dioxane	ND		18	0.30	ug/m3			07/31/20 22:18	1
Bromodichloromethane	ND		1.3	0.23	ug/m3			07/31/20 22:18	1
cis-1,3-Dichloropropene	ND		0.91	0.15	ug/m3			07/31/20 22:18	1
methyl isobutyl ketone	ND		2.0	0.15	ug/m3			07/31/20 22:18	1
Toluene	**64**		0.75	0.41	ug/m3			07/31/20 22:18	1
trans-1,3-Dichloropropene	ND		0.91	0.18	ug/m3			07/31/20 22:18	1
1,1,2-Trichloroethane	ND		1.1	0.20	ug/m3			07/31/20 22:18	1
Tetrachloroethene	**3.5**		1.4	0.22	ug/m3			07/31/20 22:18	1
Methyl Butyl Ketone (2-Hexanone)	ND		2.0	0.20	ug/m3			07/31/20 22:18	1
Dibromochloromethane	ND		1.7	0.31	ug/m3			07/31/20 22:18	1

Client Sample Results

Client: GHD Services Inc.
Project/Site: 58507, GM Lockport 256040

Job ID: 200-54560-1

Client Sample ID: 10-IA-1-073020

Lab Sample ID: 200-54560-1
Matrix: Air

Date Collected: 07/30/20 14:55
Date Received: 07/31/20 10:30
Sample Container: Summa Canister 6L

Method: TO-15 - Volatile Organic Compounds in Ambient Air (Continued)

Analyte	Result	Qualifier	RL	MDL	Unit	D	Prepared	Analyzed	Dil Fac
1,2-Dibromoethane	ND		1.5	0.38	ug/m3			07/31/20 22:18	1
Chlorobenzene	ND		0.92	0.26	ug/m3			07/31/20 22:18	1
Ethylbenzene	ND		0.87	0.27	ug/m3			07/31/20 22:18	1
m,p-Xylene	**1.0**	**J**	2.2	0.43	ug/m3			07/31/20 22:18	1
Xylene, o-	**0.33**	**J**	0.87	0.21	ug/m3			07/31/20 22:18	1
Xylene (total)	**1.3**	**J**	3.0	0.21	ug/m3			07/31/20 22:18	1
Styrene	ND		0.85	0.17	ug/m3			07/31/20 22:18	1
Bromoform	ND		2.1	0.50	ug/m3			07/31/20 22:18	1
Cumene	ND		0.98	0.17	ug/m3			07/31/20 22:18	1
1,1,2,2-Tetrachloroethane	ND		1.4	0.29	ug/m3			07/31/20 22:18	1
n-Propylbenzene	ND		0.98	0.19	ug/m3			07/31/20 22:18	1
4-Ethyltoluene	ND		0.98	0.20	ug/m3			07/31/20 22:18	1
1,3,5-Trimethylbenzene	ND		0.98	0.19	ug/m3			07/31/20 22:18	1
2-Chlorotoluene	ND		1.0	0.22	ug/m3			07/31/20 22:18	1
tert-Butylbenzene	ND		1.1	0.19	ug/m3			07/31/20 22:18	1
1,2,4-Trimethylbenzene	ND		0.98	0.22	ug/m3			07/31/20 22:18	1
sec-Butylbenzene	ND		1.1	0.19	ug/m3			07/31/20 22:18	1
4-Isopropyltoluene	ND		1.1	0.21	ug/m3			07/31/20 22:18	1
1,3-Dichlorobenzene	ND		1.2	0.66	ug/m3			07/31/20 22:18	1
1,4-Dichlorobenzene	ND		1.2	0.72	ug/m3			07/31/20 22:18	1
Benzyl chloride	ND		1.0	0.44	ug/m3			07/31/20 22:18	1
n-Butylbenzene	ND		1.1	0.21	ug/m3			07/31/20 22:18	1
1,2-Dichlorobenzene	ND		1.2	0.58	ug/m3			07/31/20 22:18	1
1,2,4-Trichlorobenzene	ND		3.7	1.6	ug/m3			07/31/20 22:18	1
Hexachlorobutadiene	ND		2.1	0.81	ug/m3			07/31/20 22:18	1
Naphthalene	ND		2.6	0.89	ug/m3			07/31/20 22:18	1

Client Sample ID: 10-IA-2-073020

Lab Sample ID: 200-54560-2
Matrix: Air

Date Collected: 07/30/20 14:57
Date Received: 07/31/20 10:30
Sample Container: Summa Canister 6L

Method: TO-15 - Volatile Organic Compounds in Ambient Air

Analyte	Result	Qualifier	RL	MDL	Unit	D	Prepared	Analyzed	Dil Fac
Dichlorodifluoromethane	**2.1**	**J**	2.5	0.54	ug/m3			07/31/20 23:19	1
Freon 22	**0.95**	**J**	1.8	0.42	ug/m3			07/31/20 23:19	1
1,2-Dichlorotetrafluoroethane	ND		1.4	0.24	ug/m3			07/31/20 23:19	1
Chloromethane	**1.1**		1.0	0.23	ug/m3			07/31/20 23:19	1
n-Butane	**0.40**	**J**	1.2	0.26	ug/m3			07/31/20 23:19	1
Vinyl chloride	ND		0.51	0.11	ug/m3			07/31/20 23:19	1
1,3-Butadiene	ND		0.44	0.13	ug/m3			07/31/20 23:19	1
Bromomethane	ND		0.78	0.20	ug/m3			07/31/20 23:19	1
Chloroethane	ND		1.3	0.14	ug/m3			07/31/20 23:19	1
Bromoethene(Vinyl Bromide)	ND		0.87	0.23	ug/m3			07/31/20 23:19	1
Trichlorofluoromethane	**1.1**		1.1	0.34	ug/m3			07/31/20 23:19	1
Freon TF	**0.36**	**J**	1.5	0.29	ug/m3			07/31/20 23:19	1
1,1-Dichloroethene	ND		0.79	0.15	ug/m3			07/31/20 23:19	1
Acetone	**5.7**	**J**	12	2.9	ug/m3			07/31/20 23:19	1
Isopropyl alcohol	ND		12	1.2	ug/m3			07/31/20 23:19	1

Client Sample Results

Client: GHD Services Inc.
Project/Site: 58507, GM Lockport 256040

Job ID: 200-54560-1

Client Sample ID: 10-IA-2-073020

Lab Sample ID: 200-54560-2
Matrix: Air

Date Collected: 07/30/20 14:57
Date Received: 07/31/20 10:30
Sample Container: Summa Canister 6L

Method: TO-15 - Volatile Organic Compounds in Ambient Air (Continued)

Analyte	Result	Qualifier	RL	MDL	Unit	D	Prepared	Analyzed	Dil Fac
Carbon disulfide	**2.3**		1.6	0.23	ug/m3			07/31/20 23:19	1
3-Chloropropene	ND		1.6	0.20	ug/m3			07/31/20 23:19	1
Methylene Chloride	ND		1.7	0.94	ug/m3			07/31/20 23:19	1
tert-Butyl alcohol	ND		15	0.12	ug/m3			07/31/20 23:19	1
Methyl tert-butyl ether	ND		0.72	0.12	ug/m3			07/31/20 23:19	1
trans-1,2-Dichloroethene	ND		0.79	0.17	ug/m3			07/31/20 23:19	1
n-Hexane	ND		0.70	0.70	ug/m3			07/31/20 23:19	1
1,1-Dichloroethane	ND		0.81	0.17	ug/m3			07/31/20 23:19	1
Methyl Ethyl Ketone	**3.2**		1.5	0.21	ug/m3			07/31/20 23:19	1
cis-1,2-Dichloroethene	ND		0.79	0.18	ug/m3			07/31/20 23:19	1
1,2-Dichloroethene, Total	ND		1.6	0.17	ug/m3			07/31/20 23:19	1
Chloroform	ND		0.98	0.16	ug/m3			07/31/20 23:19	1
Tetrahydrofuran	ND		15	0.19	ug/m3			07/31/20 23:19	1
1,1,1-Trichloroethane	ND		1.1	0.20	ug/m3			07/31/20 23:19	1
Cyclohexane	ND		0.69	0.16	ug/m3			07/31/20 23:19	1
Carbon tetrachloride	**0.35**	**J**	1.3	0.15	ug/m3			07/31/20 23:19	1
2,2,4-Trimethylpentane	ND		0.93	0.19	ug/m3			07/31/20 23:19	1
Benzene	ND		0.64	0.21	ug/m3			07/31/20 23:19	1
1,2-Dichloroethane	ND		0.81	0.13	ug/m3			07/31/20 23:19	1
n-Heptane	ND		0.82	0.23	ug/m3			07/31/20 23:19	1
Trichloroethene	ND		1.1	0.19	ug/m3			07/31/20 23:19	1
Methyl methacrylate	ND		2.0	0.14	ug/m3			07/31/20 23:19	1
1,2-Dichloropropane	ND		0.92	0.15	ug/m3			07/31/20 23:19	1
1,4-Dioxane	ND		18	0.30	ug/m3			07/31/20 23:19	1
Bromodichloromethane	ND		1.3	0.23	ug/m3			07/31/20 23:19	1
cis-1,3-Dichloropropene	ND		0.91	0.15	ug/m3			07/31/20 23:19	1
methyl isobutyl ketone	ND		2.0	0.15	ug/m3			07/31/20 23:19	1
Toluene	**2.2**		0.75	0.41	ug/m3			07/31/20 23:19	1
trans-1,3-Dichloropropene	ND		0.91	0.18	ug/m3			07/31/20 23:19	1
1,1,2-Trichloroethane	ND		1.1	0.20	ug/m3			07/31/20 23:19	1
Tetrachloroethene	ND		1.4	0.22	ug/m3			07/31/20 23:19	1
Methyl Butyl Ketone (2-Hexanone)	ND		2.0	0.20	ug/m3			07/31/20 23:19	1
Dibromochloromethane	ND		1.7	0.31	ug/m3			07/31/20 23:19	1
1,2-Dibromoethane	ND		1.5	0.38	ug/m3			07/31/20 23:19	1
Chlorobenzene	ND		0.92	0.26	ug/m3			07/31/20 23:19	1
Ethylbenzene	ND		0.87	0.27	ug/m3			07/31/20 23:19	1
m,p-Xylene	ND		2.2	0.43	ug/m3			07/31/20 23:19	1
Xylene, o-	ND		0.87	0.21	ug/m3			07/31/20 23:19	1
Xylene (total)	ND		3.0	0.21	ug/m3			07/31/20 23:19	1
Styrene	ND		0.85	0.17	ug/m3			07/31/20 23:19	1
Bromoform	ND		2.1	0.50	ug/m3			07/31/20 23:19	1
Cumene	ND		0.98	0.17	ug/m3			07/31/20 23:19	1
1,1,2,2-Tetrachloroethane	ND		1.4	0.29	ug/m3			07/31/20 23:19	1
n-Propylbenzene	ND		0.98	0.19	ug/m3			07/31/20 23:19	1
4-Ethyltoluene	ND		0.98	0.20	ug/m3			07/31/20 23:19	1
1,3,5-Trimethylbenzene	ND		0.98	0.19	ug/m3			07/31/20 23:19	1
2-Chlorotoluene	ND		1.0	0.22	ug/m3			07/31/20 23:19	1
tert-Butylbenzene	ND		1.1	0.19	ug/m3			07/31/20 23:19	1

Client Sample Results

Client: GHD Services Inc.
Project/Site: 58507, GM Lockport 256040

Job ID: 200-54560-1

Client Sample ID: 10-IA-2-073020

Lab Sample ID: 200-54560-2
Matrix: Air

Date Collected: 07/30/20 14:57
Date Received: 07/31/20 10:30
Sample Container: Summa Canister 6L

Method: TO-15 - Volatile Organic Compounds in Ambient Air (Continued)

Analyte	Result	Qualifier	RL	MDL	Unit	D	Prepared	Analyzed	Dil Fac
1,2,4-Trimethylbenzene	ND		0.98	0.22	ug/m3			07/31/20 23:19	1
sec-Butylbenzene	ND		1.1	0.19	ug/m3			07/31/20 23:19	1
4-Isopropyltoluene	ND		1.1	0.21	ug/m3			07/31/20 23:19	1
1,3-Dichlorobenzene	ND		1.2	0.66	ug/m3			07/31/20 23:19	1
1,4-Dichlorobenzene	ND		1.2	0.72	ug/m3			07/31/20 23:19	1
Benzyl chloride	ND		1.0	0.44	ug/m3			07/31/20 23:19	1
n-Butylbenzene	ND		1.1	0.21	ug/m3			07/31/20 23:19	1
1,2-Dichlorobenzene	ND		1.2	0.58	ug/m3			07/31/20 23:19	1
1,2,4-Trichlorobenzene	ND		3.7	1.6	ug/m3			07/31/20 23:19	1
Hexachlorobutadiene	ND		2.1	0.81	ug/m3			07/31/20 23:19	1
Naphthalene	ND		2.6	0.89	ug/m3			07/31/20 23:19	1

Client Sample ID: 10-OA-073020

Lab Sample ID: 200-54560-3
Matrix: Air

Date Collected: 07/30/20 15:07
Date Received: 07/31/20 10:30
Sample Container: Summa Canister 6L

Method: TO-15 - Volatile Organic Compounds in Ambient Air

Analyte	Result	Qualifier	RL	MDL	Unit	D	Prepared	Analyzed	Dil Fac
Dichlorodifluoromethane	**2.0**	**J**	2.5	0.54	ug/m3			08/01/20 00:19	1
Freon 22	ND		1.8	0.42	ug/m3			08/01/20 00:19	1
1,2-Dichlorotetrafluoroethane	ND		1.4	0.24	ug/m3			08/01/20 00:19	1
Chloromethane	**1.0**		1.0	0.23	ug/m3			08/01/20 00:19	1
n-Butane	**0.74**	**J**	1.2	0.26	ug/m3			08/01/20 00:19	1
Vinyl chloride	ND		0.51	0.11	ug/m3			08/01/20 00:19	1
1,3-Butadiene	ND		0.44	0.13	ug/m3			08/01/20 00:19	1
Bromomethane	ND		0.78	0.20	ug/m3			08/01/20 00:19	1
Chloroethane	ND		1.3	0.14	ug/m3			08/01/20 00:19	1
Bromoethene(Vinyl Bromide)	ND		0.87	0.23	ug/m3			08/01/20 00:19	1
Trichlorofluoromethane	**1.0**	**J**	1.1	0.34	ug/m3			08/01/20 00:19	1
Freon TF	**0.39**	**J**	1.5	0.29	ug/m3			08/01/20 00:19	1
1,1-Dichloroethene	ND		0.79	0.15	ug/m3			08/01/20 00:19	1
Acetone	**7.4**	**J**	12	2.9	ug/m3			08/01/20 00:19	1
Isopropyl alcohol	**17**		12	1.2	ug/m3			08/01/20 00:19	1
Carbon disulfide	ND		1.6	0.23	ug/m3			08/01/20 00:19	1
3-Chloropropene	ND		1.6	0.20	ug/m3			08/01/20 00:19	1
Methylene Chloride	ND		1.7	0.94	ug/m3			08/01/20 00:19	1
tert-Butyl alcohol	ND		15	0.12	ug/m3			08/01/20 00:19	1
Methyl tert-butyl ether	ND		0.72	0.12	ug/m3			08/01/20 00:19	1
trans-1,2-Dichloroethene	ND		0.79	0.17	ug/m3			08/01/20 00:19	1
n-Hexane	ND		0.70	0.70	ug/m3			08/01/20 00:19	1
1,1-Dichloroethane	ND		0.81	0.17	ug/m3			08/01/20 00:19	1
Methyl Ethyl Ketone	**0.86**	**J**	1.5	0.21	ug/m3			08/01/20 00:19	1
cis-1,2-Dichloroethene	ND		0.79	0.18	ug/m3			08/01/20 00:19	1
1,2-Dichloroethene, Total	ND		1.6	0.17	ug/m3			08/01/20 00:19	1
Chloroform	ND		0.98	0.16	ug/m3			08/01/20 00:19	1
Tetrahydrofuran	ND		15	0.19	ug/m3			08/01/20 00:19	1
1,1,1-Trichloroethane	ND		1.1	0.20	ug/m3			08/01/20 00:19	1
Cyclohexane	ND		0.69	0.16	ug/m3			08/01/20 00:19	1

Client Sample Results

Client: GHD Services Inc.
Project/Site: 58507, GM Lockport 256040

Job ID: 200-54560-1

Client Sample ID: 10-OA-073020

Lab Sample ID: 200-54560-3

Date Collected: 07/30/20 15:07
Matrix: Air
Date Received: 07/31/20 10:30
Sample Container: Summa Canister 6L

Method: TO-15 - Volatile Organic Compounds in Ambient Air (Continued)

Analyte	Result	Qualifier	RL	MDL	Unit	D	Prepared	Analyzed	Dil Fac
Carbon tetrachloride	**0.33**	**J**	1.3	0.15	ug/m3			08/01/20 00:19	1
2,2,4-Trimethylpentane	**0.27**	**J**	0.93	0.19	ug/m3			08/01/20 00:19	1
Benzene	ND		0.64	0.21	ug/m3			08/01/20 00:19	1
1,2-Dichloroethane	ND		0.81	0.13	ug/m3			08/01/20 00:19	1
n-Heptane	**1.3**		0.82	0.23	ug/m3			08/01/20 00:19	1
Trichloroethene	ND		1.1	0.19	ug/m3			08/01/20 00:19	1
Methyl methacrylate	ND		2.0	0.14	ug/m3			08/01/20 00:19	1
1,2-Dichloropropane	ND		0.92	0.15	ug/m3			08/01/20 00:19	1
1,4-Dioxane	ND		18	0.30	ug/m3			08/01/20 00:19	1
Bromodichloromethane	ND		1.3	0.23	ug/m3			08/01/20 00:19	1
cis-1,3-Dichloropropene	ND		0.91	0.15	ug/m3			08/01/20 00:19	1
methyl isobutyl ketone	ND		2.0	0.15	ug/m3			08/01/20 00:19	1
Toluene	**0.85**		0.75	0.41	ug/m3			08/01/20 00:19	1
trans-1,3-Dichloropropene	ND		0.91	0.18	ug/m3			08/01/20 00:19	1
1,1,2-Trichloroethane	ND		1.1	0.20	ug/m3			08/01/20 00:19	1
Tetrachloroethene	ND		1.4	0.22	ug/m3			08/01/20 00:19	1
Methyl Butyl Ketone (2-Hexanone)	ND		2.0	0.20	ug/m3			08/01/20 00:19	1
Dibromochloromethane	ND		1.7	0.31	ug/m3			08/01/20 00:19	1
1,2-Dibromoethane	ND		1.5	0.38	ug/m3			08/01/20 00:19	1
Chlorobenzene	ND		0.92	0.26	ug/m3			08/01/20 00:19	1
Ethylbenzene	ND		0.87	0.27	ug/m3			08/01/20 00:19	1
m,p-Xylene	ND		2.2	0.43	ug/m3			08/01/20 00:19	1
Xylene, o-	ND		0.87	0.21	ug/m3			08/01/20 00:19	1
Xylene (total)	ND		3.0	0.21	ug/m3			08/01/20 00:19	1
Styrene	ND		0.85	0.17	ug/m3			08/01/20 00:19	1
Bromoform	ND		2.1	0.50	ug/m3			08/01/20 00:19	1
Cumene	ND		0.98	0.17	ug/m3			08/01/20 00:19	1
1,1,2,2-Tetrachloroethane	ND		1.4	0.29	ug/m3			08/01/20 00:19	1
n-Propylbenzene	ND		0.98	0.19	ug/m3			08/01/20 00:19	1
4-Ethyltoluene	ND		0.98	0.20	ug/m3			08/01/20 00:19	1
1,3,5-Trimethylbenzene	ND		0.98	0.19	ug/m3			08/01/20 00:19	1
2-Chlorotoluene	ND		1.0	0.22	ug/m3			08/01/20 00:19	1
tert-Butylbenzene	ND		1.1	0.19	ug/m3			08/01/20 00:19	1
1,2,4-Trimethylbenzene	**0.29**	**J**	0.98	0.22	ug/m3			08/01/20 00:19	1
sec-Butylbenzene	ND		1.1	0.19	ug/m3			08/01/20 00:19	1
4-Isopropyltoluene	ND		1.1	0.21	ug/m3			08/01/20 00:19	1
1,3-Dichlorobenzene	ND		1.2	0.66	ug/m3			08/01/20 00:19	1
1,4-Dichlorobenzene	ND		1.2	0.72	ug/m3			08/01/20 00:19	1
Benzyl chloride	ND		1.0	0.44	ug/m3			08/01/20 00:19	1
n-Butylbenzene	ND		1.1	0.21	ug/m3			08/01/20 00:19	1
1,2-Dichlorobenzene	ND		1.2	0.58	ug/m3			08/01/20 00:19	1
1,2,4-Trichlorobenzene	ND		3.7	1.6	ug/m3			08/01/20 00:19	1
Hexachlorobutadiene	ND		2.1	0.81	ug/m3			08/01/20 00:19	1
Naphthalene	ND		2.6	0.89	ug/m3			08/01/20 00:19	1

Method: TO-15 - Volatile Organic Compounds in Ambient Air

Lab Sample ID: MB 200-157430/5
Matrix: Air
Analysis Batch: 157430

Client Sample ID: Method Blank
Prep Type: Total/NA

Analyte	MB Result	MB Qualifier	RL	MDL	Unit	D	Prepared	Analyzed	Dil Fac
Dichlorodifluoromethane	ND		2.5	0.54	ug/m3			07/31/20 13:03	1
Freon 22	ND		1.8	0.42	ug/m3			07/31/20 13:03	1
1,2-Dichlorotetrafluoroethane	ND		1.4	0.24	ug/m3			07/31/20 13:03	1
Chloromethane	ND		1.0	0.23	ug/m3			07/31/20 13:03	1
n-Butane	ND		1.2	0.26	ug/m3			07/31/20 13:03	1
Vinyl chloride	ND		0.51	0.11	ug/m3			07/31/20 13:03	1
1,3-Butadiene	ND		0.44	0.13	ug/m3			07/31/20 13:03	1
Bromomethane	ND		0.78	0.20	ug/m3			07/31/20 13:03	1
Chloroethane	ND		1.3	0.14	ug/m3			07/31/20 13:03	1
Bromoethene(Vinyl Bromide)	ND		0.87	0.23	ug/m3			07/31/20 13:03	1
Trichlorofluoromethane	ND		1.1	0.34	ug/m3			07/31/20 13:03	1
Freon TF	ND		1.5	0.29	ug/m3			07/31/20 13:03	1
1,1-Dichloroethene	ND		0.79	0.15	ug/m3			07/31/20 13:03	1
Acetone	ND		12	2.9	ug/m3			07/31/20 13:03	1
Isopropyl alcohol	ND		12	1.2	ug/m3			07/31/20 13:03	1
Carbon disulfide	ND		1.6	0.23	ug/m3			07/31/20 13:03	1
3-Chloropropene	ND		1.6	0.20	ug/m3			07/31/20 13:03	1
Methylene Chloride	ND		1.7	0.94	ug/m3			07/31/20 13:03	1
tert-Butyl alcohol	ND		15	0.12	ug/m3			07/31/20 13:03	1
Methyl tert-butyl ether	ND		0.72	0.12	ug/m3			07/31/20 13:03	1
trans-1,2-Dichloroethene	ND		0.79	0.17	ug/m3			07/31/20 13:03	1
n-Hexane	ND		0.70	0.70	ug/m3			07/31/20 13:03	1
1,1-Dichloroethane	ND		0.81	0.17	ug/m3			07/31/20 13:03	1
Methyl Ethyl Ketone	ND		1.5	0.21	ug/m3			07/31/20 13:03	1
cis-1,2-Dichloroethene	ND		0.79	0.18	ug/m3			07/31/20 13:03	1
1,2-Dichloroethene, Total	ND		1.6	0.17	ug/m3			07/31/20 13:03	1
Chloroform	ND		0.98	0.16	ug/m3			07/31/20 13:03	1
Tetrahydrofuran	ND		15	0.19	ug/m3			07/31/20 13:03	1
1,1,1-Trichloroethane	ND		1.1	0.20	ug/m3			07/31/20 13:03	1
Cyclohexane	ND		0.69	0.16	ug/m3			07/31/20 13:03	1
Carbon tetrachloride	ND		1.3	0.15	ug/m3			07/31/20 13:03	1
2,2,4-Trimethylpentane	ND		0.93	0.19	ug/m3			07/31/20 13:03	1
Benzene	ND		0.64	0.21	ug/m3			07/31/20 13:03	1
1,2-Dichloroethane	ND		0.81	0.13	ug/m3			07/31/20 13:03	1
n-Heptane	ND		0.82	0.23	ug/m3			07/31/20 13:03	1
Trichloroethene	ND		1.1	0.19	ug/m3			07/31/20 13:03	1
Methyl methacrylate	ND		2.0	0.14	ug/m3			07/31/20 13:03	1
1,2-Dichloropropane	ND		0.92	0.15	ug/m3			07/31/20 13:03	1
1,4-Dioxane	ND		18	0.30	ug/m3			07/31/20 13:03	1
Bromodichloromethane	ND		1.3	0.23	ug/m3			07/31/20 13:03	1
cis-1,3-Dichloropropene	ND		0.91	0.15	ug/m3			07/31/20 13:03	1
methyl isobutyl ketone	ND		2.0	0.15	ug/m3			07/31/20 13:03	1
Toluene	ND		0.75	0.41	ug/m3			07/31/20 13:03	1
trans-1,3-Dichloropropene	ND		0.91	0.18	ug/m3			07/31/20 13:03	1
1,1,2-Trichloroethane	ND		1.1	0.20	ug/m3			07/31/20 13:03	1
Tetrachloroethene	ND		1.4	0.22	ug/m3			07/31/20 13:03	1
Methyl Butyl Ketone (2-Hexanone)	ND		2.0	0.20	ug/m3			07/31/20 13:03	1
Dibromochloromethane	ND		1.7	0.31	ug/m3			07/31/20 13:03	1

Method: TO-15 - Volatile Organic Compounds in Ambient Air (Continued)

Lab Sample ID: MB 200-157430/5
Matrix: Air
Analysis Batch: 157430

Client Sample ID: Method Blank
Prep Type: Total/NA

Analyte	MB Result	MB Qualifier	RL	MDL	Unit	D	Prepared	Analyzed	Dil Fac
1,2-Dibromoethane	ND		1.5	0.38	ug/m3			07/31/20 13:03	1
Chlorobenzene	ND		0.92	0.26	ug/m3			07/31/20 13:03	1
Ethylbenzene	ND		0.87	0.27	ug/m3			07/31/20 13:03	1
m,p-Xylene	ND		2.2	0.43	ug/m3			07/31/20 13:03	1
Xylene, o-	ND		0.87	0.21	ug/m3			07/31/20 13:03	1
Xylene (total)	ND		3.0	0.21	ug/m3			07/31/20 13:03	1
Styrene	ND		0.85	0.17	ug/m3			07/31/20 13:03	1
Bromoform	ND		2.1	0.50	ug/m3			07/31/20 13:03	1
Cumene	ND		0.98	0.17	ug/m3			07/31/20 13:03	1
1,1,2,2-Tetrachloroethane	0.324	J	1.4	0.29	ug/m3			07/31/20 13:03	1
n-Propylbenzene	0.269	J	0.98	0.19	ug/m3			07/31/20 13:03	1
4-Ethyltoluene	0.270	J	0.98	0.20	ug/m3			07/31/20 13:03	1
1,3,5-Trimethylbenzene	ND		0.98	0.19	ug/m3			07/31/20 13:03	1
2-Chlorotoluene	0.282	J	1.0	0.22	ug/m3			07/31/20 13:03	1
tert-Butylbenzene	ND		1.1	0.19	ug/m3			07/31/20 13:03	1
1,2,4-Trimethylbenzene	ND		0.98	0.22	ug/m3			07/31/20 13:03	1
sec-Butylbenzene	ND		1.1	0.19	ug/m3			07/31/20 13:03	1
4-Isopropyltoluene	ND		1.1	0.21	ug/m3			07/31/20 13:03	1
1,3-Dichlorobenzene	ND		1.2	0.66	ug/m3			07/31/20 13:03	1
1,4-Dichlorobenzene	ND		1.2	0.72	ug/m3			07/31/20 13:03	1
Benzyl chloride	ND		1.0	0.44	ug/m3			07/31/20 13:03	1
n-Butylbenzene	ND		1.1	0.21	ug/m3			07/31/20 13:03	1
1,2-Dichlorobenzene	ND		1.2	0.58	ug/m3			07/31/20 13:03	1
1,2,4-Trichlorobenzene	ND		3.7	1.6	ug/m3			07/31/20 13:03	1
Hexachlorobutadiene	ND		2.1	0.81	ug/m3			07/31/20 13:03	1
Naphthalene	ND		2.6	0.89	ug/m3			07/31/20 13:03	1

Lab Sample ID: LCS 200-157430/4
Matrix: Air
Analysis Batch: 157430

Client Sample ID: Lab Control Sample
Prep Type: Total/NA

Analyte	Spike Added	LCS Result	LCS Qualifier	Unit	D	%Rec	%Rec. Limits
Dichlorodifluoromethane	52.3	52.0		ug/m3		99	61 - 142
Freon 22	37.4	41.7		ug/m3		111	60 - 147
1,2-Dichlorotetrafluoroethane	74.0	75.7		ug/m3		102	71 - 141
Chloromethane	20.5	23.5		ug/m3		114	56 - 141
n-Butane	24.5	27.7		ug/m3		113	53 - 151
Vinyl chloride	25.5	28.3		ug/m3		111	61 - 135
1,3-Butadiene	21.5	21.0		ug/m3		98	58 - 139
Bromomethane	40.4	39.8		ug/m3		99	72 - 124
Chloroethane	27.9	29.1		ug/m3		105	68 - 130
Bromoethene(Vinyl Bromide)	44.0	43.9		ug/m3		100	75 - 125
Trichlorofluoromethane	58.5	58.7		ug/m3		100	70 - 129
Freon TF	81.8	80.3		ug/m3		98	70 - 121
1,1-Dichloroethene	40.4	36.9		ug/m3		91	68 - 120
Acetone	24.8	26.1		ug/m3		106	54 - 154
Isopropyl alcohol	25.0	22.9		ug/m3		92	53 - 142
Carbon disulfide	32.3	32.9		ug/m3		102	71 - 138
3-Chloropropene	33.6	34.0		ug/m3		101	50 - 150

Method: TO-15 - Volatile Organic Compounds in Ambient Air (Continued)

Lab Sample ID: LCS 200-157430/4
Matrix: Air
Analysis Batch: 157430

Client Sample ID: Lab Control Sample
Prep Type: Total/NA

Analyte	Spike Added	LCS Result	LCS Qualifier	Unit	D	%Rec	%Rec. Limits
Methylene Chloride	35.6	39.4		ug/m3		111	59 - 137
tert-Butyl alcohol	32.7	29.9		ug/m3		91	66 - 132
Methyl tert-butyl ether	38.1	38.6		ug/m3		101	70 - 127
trans-1,2-Dichloroethene	40.9	41.7		ug/m3		102	69 - 137
n-Hexane	36.9	34.5		ug/m3		93	63 - 138
1,1-Dichloroethane	41.6	39.3		ug/m3		95	66 - 130
Methyl Ethyl Ketone	30.5	30.3		ug/m3		99	72 - 124
cis-1,2-Dichloroethene	41.1	36.2		ug/m3		88	72 - 121
Chloroform	50.4	50.0		ug/m3		99	73 - 124
Tetrahydrofuran	28.9	33.3		ug/m3		115	60 - 149
1,1,1-Trichloroethane	56.3	63.0		ug/m3		112	72 - 127
Cyclohexane	35.2	36.0		ug/m3		102	76 - 124
Carbon tetrachloride	63.2	71.1		ug/m3		112	71 - 133
2,2,4-Trimethylpentane	47.4	52.0		ug/m3		110	68 - 131
Benzene	33.2	33.9		ug/m3		102	73 - 119
1,2-Dichloroethane	42.3	50.6		ug/m3		120	68 - 135
n-Heptane	42.2	44.0		ug/m3		104	60 - 142
Trichloroethene	55.3	60.0		ug/m3		108	73 - 122
Methyl methacrylate	41.8	43.6		ug/m3		104	73 - 129
1,2-Dichloropropane	47.8	52.6		ug/m3		110	69 - 128
1,4-Dioxane	37.1	39.0		ug/m3		105	66 - 129
Bromodichloromethane	68.9	76.4		ug/m3		111	75 - 127
cis-1,3-Dichloropropene	45.1	51.9		ug/m3		115	74 - 125
methyl isobutyl ketone	41.7	42.6		ug/m3		102	58 - 144
Toluene	38.4	37.6		ug/m3		98	75 - 122
trans-1,3-Dichloropropene	44.7	51.7		ug/m3		116	74 - 128
1,1,2-Trichloroethane	57.2	60.3		ug/m3		105	75 - 126
Tetrachloroethene	71.0	68.5		ug/m3		96	70 - 125
Methyl Butyl Ketone (2-Hexanone)	41.4	45.6		ug/m3		110	57 - 143
Dibromochloromethane	90.3	80.3		ug/m3		89	73 - 125
1,2-Dibromoethane	81.9	90.6		ug/m3		111	78 - 122
Chlorobenzene	48.3	52.8		ug/m3		109	76 - 119
Ethylbenzene	44.4	48.5		ug/m3		109	74 - 122
m,p-Xylene	86.8	103		ug/m3		118	76 - 121
Xylene, o-	45.0	47.1		ug/m3		105	73 - 123
Styrene	43.8	50.0		ug/m3		114	74 - 125
Bromoform	106	79.8		ug/m3		75	53 - 149
Cumene	51.4	53.1		ug/m3		103	73 - 123
1,1,2,2-Tetrachloroethane	71.0	71.4		ug/m3		101	74 - 126
n-Propylbenzene	50.9	55.1		ug/m3		108	73 - 127
4-Ethyltoluene	50.4	54.4		ug/m3		108	75 - 129
1,3,5-Trimethylbenzene	51.6	52.0		ug/m3		101	72 - 126
2-Chlorotoluene	54.0	58.9		ug/m3		109	74 - 126
tert-Butylbenzene	57.1	54.4		ug/m3		95	71 - 125
1,2,4-Trimethylbenzene	51.3	53.0		ug/m3		103	71 - 129
sec-Butylbenzene	57.4	56.1		ug/m3		98	70 - 128
4-Isopropyltoluene	57.6	59.4		ug/m3		103	68 - 130
1,3-Dichlorobenzene	61.1	76.4		ug/m3		125	69 - 131

Method: TO-15 - Volatile Organic Compounds in Ambient Air (Continued)

Lab Sample ID: LCS 200-157430/4
Matrix: Air
Analysis Batch: 157430

Client Sample ID: Lab Control Sample
Prep Type: Total/NA

Analyte	Spike Added	LCS Result	LCS Qualifier	Unit	D	%Rec	%Rec. Limits
1,4-Dichlorobenzene	62.5	79.0		ug/m3		126	67 - 132
Benzyl chloride	52.6	71.7		ug/m3		136	60 - 136
n-Butylbenzene	57.7	67.0		ug/m3		116	65 - 137
1,2-Dichlorobenzene	64.7	72.5		ug/m3		112	68 - 129
1,2,4-Trichlorobenzene	81.5	102		ug/m3		125	50 - 150
Hexachlorobutadiene	116	115		ug/m3		99	58 - 130
Naphthalene	55.0	67.9		ug/m3		123	50 - 150

QC Association Summary

Client: GHD Services Inc.
Project/Site: 58507, GM Lockport 256040

Job ID: 200-54560-1

Air - GC/MS VOA

Analysis Batch: 157430

Lab Sample ID	Client Sample ID	Prep Type	Matrix	Method	Prep Batch
200-54560-1	10-IA-1-073020	Total/NA	Air	TO-15	
200-54560-2	10-IA-2-073020	Total/NA	Air	TO-15	
200-54560-3	10-OA-073020	Total/NA	Air	TO-15	
MB 200-157430/5	Method Blank	Total/NA	Air	TO-15	
LCS 200-157430/4	Lab Control Sample	Total/NA	Air	TO-15	

Lab Chronicle

Client: GHD Services Inc.
Project/Site: 58507, GM Lockport 256040

Job ID: 200-54560-1

Client Sample ID: 10-IA-1-073020

Lab Sample ID: 200-54560-1
Date Collected: 07/30/20 14:55
Matrix: Air
Date Received: 07/31/20 10:30

Prep Type	Batch Type	Batch Method	Run	Dilution Factor	Batch Number	Prepared or Analyzed	Analyst	Lab
Total/NA	Analysis	TO-15		1	157430	07/31/20 22:18	K1P	TAL BUR

Client Sample ID: 10-IA-2-073020

Lab Sample ID: 200-54560-2
Date Collected: 07/30/20 14:57
Matrix: Air
Date Received: 07/31/20 10:30

Prep Type	Batch Type	Batch Method	Run	Dilution Factor	Batch Number	Prepared or Analyzed	Analyst	Lab
Total/NA	Analysis	TO-15		1	157430	07/31/20 23:19	K1P	TAL BUR

Client Sample ID: 10-OA-073020

Lab Sample ID: 200-54560-3
Date Collected: 07/30/20 15:07
Matrix: Air
Date Received: 07/31/20 10:30

Prep Type	Batch Type	Batch Method	Run	Dilution Factor	Batch Number	Prepared or Analyzed	Analyst	Lab
Total/NA	Analysis	TO-15		1	157430	08/01/20 00:19	K1P	TAL BUR

Laboratory References:

TAL BUR = Eurofins TestAmerica, Burlington, 30 Community Drive, Suite 11, South Burlington, VT 05403, TEL (802)660-1990

Accreditation/Certification Summary

Client: GHD Services Inc.
Project/Site: 58507, GM Lockport 256040

Job ID: 200-54560-1

Laboratory: Eurofins TestAmerica, Burlington

Unless otherwise noted, all analytes for this laboratory were covered under each accreditation/certification below.

Authority	Program	Identification Number	Expiration Date
New York	NELAP	10391	04-01-21

The following analytes are included in this report, but the laboratory is not certified by the governing authority. This list may include analytes for which the agency does not offer certification.

Analysis Method	Prep Method	Matrix	Analyte
TO-15		Air	1,2-Dichloroethene, Total
TO-15		Air	4-Ethyltoluene
TO-15		Air	4-Isopropyltoluene
TO-15		Air	Cumene
TO-15		Air	Freon 22
TO-15		Air	Methyl Butyl Ketone (2-Hexanone)
TO-15		Air	n-Butane
TO-15		Air	n-Butylbenzene
TO-15		Air	n-Propylbenzene
TO-15		Air	sec-Butylbenzene
TO-15		Air	tert-Butylbenzene
TO-15		Air	Tetrahydrofuran

Method Summary

Client: GHD Services Inc.
Project/Site: 58507, GM Lockport 256040

Job ID: 200-54560-1

Method	Method Description	Protocol	Laboratory
TO-15	Volatile Organic Compounds in Ambient Air	EPA	TAL BUR

Protocol References:

EPA = US Environmental Protection Agency

Laboratory References:

TAL BUR = Eurofins TestAmerica, Burlington, 30 Community Drive, Suite 11, South Burlington, VT 05403, TEL (802)660-1990

Sample Summary

Client: GHD Services Inc.
Project/Site: 58507, GM Lockport 256040

Job ID: 200-54560-1

Lab Sample ID	Client Sample ID	Matrix	Collected	Received	Asset ID
200-54560-1	10-IA-1-073020	Air	07/30/20 14:55	07/31/20 10:30	Air Canister (6-Liter) #5431
200-54560-2	10-IA-2-073020	Air	07/30/20 14:57	07/31/20 10:30	Air Canister (6-Liter) #4947
200-54560-3	10-OA-073020	Air	07/30/20 15:07	07/31/20 10:30	Air Canister (6-Liter) #3232

Eurofins TestAmerica, Burlington
30 Community Drive
Suite 11
South Burlington, VT 05403-6809
phone 802.660.1990 fax 802.660.1919

Canister Samples Chain of Custody Record

TestAmerica Laboratories, Inc. assumes no liability with respect to the collection and shipment of these samples.

eurofins | Environment Testing TestAmerica

TestAmerica Laboratories, Inc. d/b/a Eurofins TestAmerica

Client Contact Information			
Company Name: GZA	Client Project Manager: T. Bohlen	Samples Collected By: Thomas Bohlen	COC No: 1 of 1 COCs
Address: 300 Pearl St., Suite 700	Phone: 716-844-7050		
City/State/Zip: Buffalo, NY 14203	Email: thomas.bohlen@gza.com		
Phone: 716-685-2300	Site Contact: T. Bohlen		For Lab Use Only: Walk-in Client: Lab Sampling:
FAX:	Tel/Fax		
Project Name: GM Lockport	Analysis Turnaround Time		
Site/Location:	Standard (Specific):		Job / SDG No.:
P O # Lab project number 48009685	Rush (Specifiy):		(See below for Add'l Items)

Sample Identification	Sample Start Date	Time Start	Sample End Date	Time Stop	Canister Vacuum in Field, "Hg (Start)	Canister Vacuum in Field, "Hg (Stop)	Flow Controller ID	Canister ID	TO-14/15 (Standard / Low Level)	TO-15 SIM	EPA 3C	EPA 25C	ASTM D-1946	EPA 15/16	Other (Please specify in notes section)	Sample type	Indoor Air/Ambient Air	Sub-Slab	Soil Gas	Soil Vapor Extraction (SVE)	Landfill Gas	Other (Please specify in notes section)	Sample Specific Notes:
1D-IA-1-073020	7/30/20	811	7/30/20	1455	28	5	4045	5431		X													GM Lockport - see D. Heckler for SSOW/reporting
1D-IA-2-073020	↓	813	↓	1457	29	7.5	4045	4947		X													
1D-OA-073020	↓	818	↓	1507	30	9	3112	3232	X														

Temperature (Fahrenheit)			
Start	Interior	Ambient	72
Stop			81

Pressure (inches of Hg)			
Start	Interior	Ambient	29.9
Stop			29.87

200-54560 COC

Special Instructions/QC Requirements & Comments:
Dropped of TA Buffalo

Samples Shipped by: Thomas Bohlen	Date / Time: 7/30/20 1535	Samples Received by: C. Wallace	7/30/20 1535
Samples Relinquished by:	Date / Time:	Received by:	
Relinquished by:	Date / Time:	Received by: Sat 2	7/31/20 1030
Lab Use Only: Shipper Name:	Opened by:	Condition:	

Form No. CA-C-WI-003, Rev. 2.13, dated 4/10/2019

8/5/2020

ORIGIN ID:DKKA (716) 691-2600
CHAR BRONSON
TEST AMERICA
10 HAZELWOOD

AMHERST , NY 14228
UNITED STATES US

SHIP DATE: 30JUL20
ACTWGT: 33.95 LB
CAD: 8486547/CAFE3313

BILL RECIPIENT

TO SAMPLE MGT.
TA BURLINGTON
30 COMMUNITY DRIVE
SUITE 11
SOUTH BURLINGTON VT 05403
(802) 660-1990
REF: TA BURLINGTON

FedEx Express

FRI - 31 JUL 10:30A
PRIORITY OVERNIGHT

TRK# 0201 1888 3861 2040

NL BTVA

05403
VT-US BTV

Login Sample Receipt Checklist

Client: GHD Services Inc.

Job Number: 200-54560-1

Login Number: 54560
List Number: 1
Creator: Lavigne, Scott M

List Source: Eurofins TestAmerica, Burlington

Question	Answer	Comment
Radioactivity wasn't checked or is </= background as measured by a survey meter.	True	Lab does not accept radioactive samples.
The cooler's custody seal, if present, is intact.	True	Not present
Sample custody seals, if present, are intact.	True	
The cooler or samples do not appear to have been compromised or tampered with.	True	
Samples were received on ice.	N/A	Thermal preservation not required.
Cooler Temperature is acceptable.	True	
Cooler Temperature is recorded.	N/A	Thermal preservation not required.
COC is present.	True	
COC is filled out in ink and legible.	True	
COC is filled out with all pertinent information.	True	
Is the Field Sampler's name present on COC?	True	
There are no discrepancies between the containers received and the COC.	True	
Samples are received within Holding Time (excluding tests with immediate HTs)	True	
Sample containers have legible labels.	True	
Containers are not broken or leaking.	True	
Sample collection date/times are provided.	True	
Appropriate sample containers are used.	True	
Sample bottles are completely filled.	N/A	
Sample Preservation Verified.	True	
There is sufficient vol. for all requested analyses, incl. any requested MS/MSDs	True	
Containers requiring zero headspace have no headspace or bubble is <6mm (1/4").	True	
Multiphasic samples are not present.	True	
Samples do not require splitting or compositing.	True	
Residual Chlorine Checked.	N/A	

Pre-Shipment Clean Canister Certification Report

Canister Cleaning & Pre-Shipment Leak Test

System ID	Max DF#	# Cycles	Cleaning Start Date/Time		System Start Temp(s):		Technician	Can Size	Certification Type:
Top Rack	10	25	6/19/2020	1429	24	24	SML	6 liter	batch

Port	Can ID	Initial[1] (psia)	Final (psia)	Diff.[3]	Final ("Hg)	Initial Reading Gauge:	Date:	Time:	Tech:	Temp:	Final Reading Gauge:	Date:	Time:	Tech:	Temp:
1	4293	.01	.01	Ø	29.6	G26	6/20/20	1457	S—	24.0	G26	7/23/20	1342	S—	22.0
2	4367		.01	Ø	29.6	G26					G26				
3	2945		.01	Ø	29.6	G26					G26				
4	4313		.01	Ø	29.6	G26					G26				
5	5605		.01	Ø	29.6	G26					G26				
6	5604		.01	Ø	29.6	G26					G26				
7	5702		.01	Ø	29.6	G26					G26				
8	4356		.01	Ø	29.6	G26					G26				
9	4283		.01	Ø	29.6	G26					G26				
10	3560	.03	.03	Ø	29.8	G26	7/23/20	1421	S—	22.0	G26	7/24/20	1451	S—	24.0
11	3568	.01	.01	Ø	29.6	G26	6/20/20	1457	S—	24.0	G26	7/23/20	1342	S—	22.0
12	5431		.01	Ø	29.6	G26					G26				

[1] Batch Certification: The reading is taken on the "batch" canister and this value is used as the initial pressure for all canisters in the batch.

[3] Difference = Final Pressure - Initial Pressure . Acceptance Criteria: (1) The difference must be less than or equal to + 0.25psi. (2) Pressure readings must be at least 24 hours apart.

If time frame was not met, the PM must authorize shipment of canister **PM Authorization** **Date:**

Clean Canister Certification Analysis & Authorization of Release to Inventory

Test Method: ☒ TO15 Routine ☐ TO15 LL

Can ID	Date	Sequence	Analyst	Inventory Level 1	2	3	4	Secondary Review Limited	Review Date	Reviewer
3560	6/24/20	41697	KRT		XXXXXX				6/24/20	TPB

Inventory Level 1: Individual Canister Certification (TO15LL 0.01).

Inventory Level 2: Individual or Batch Certification (TO15 0.04 ppbv).

Inventory Level 3: Individual or Batch Certification (TO15 0.2 ppbv).

Inventory Level Limited: Canisters may only be used for certain projects.

Dup Tees/Vac gauges (enter IDs if included):

Comments:

200-54054-A-10
3560
Location: Air-Storage
Bottle: Summa Canister 6L
Sampled: 6/19/2020 12:00 AM 200-1396247

Loc: 200
54054
#10
A

8/5/2020

Form ID: FAI023:12
Revision Date: 12/18/2018

TestAmerica Burlington

Pre-Shipment Clean Canister Certification Report

Canister Cleaning & Pre-Shipment Leak Test

System ID	Max DF#	# Cycles	Cleaning Start Date/Time		System Start Temp(s):		Technician	Can Size	Certification Type:
Top Rack	10	25	6/18/2020	1052	24	24	SML	6 liter	batch

Port	Can ID	Initial[1] (psia)	Final (psia)	Diff.[3]	Final ("Hg)	Initial Reading Gauge:	Date:	Time:	Tech:	Temp:	Final Reading Gauge:	Date:	Time:	Tech:	Temp:
1	3559	101	101	Ø	29.6	G26	6/19/20	1315	S—	24.0	G26	7/23/20	1105	S—	22.0
2	2509		101	Ø	29.6	G26					G26				
3	4428		101	Ø	29.6	G26					G26				
4	4947		101	Ø	29.6	G26					G26				
5	3282		101	Ø	29.6	G26					G26				
6	3232		101	Ø	29.6	G26					G26				
7	34000172		101	Ø	29.6	G26					G26				
8	4310		101	Ø	29.6	G26					G26				
9	3373	103	103	Ø	29.8	G26	9/23/20	1149	S—	22.0	G26	7/24/20	1451	S—	24.0
10	5428	101	101	Ø	29.6	G26	6/19/20	1315	S—	24.0	G26	7/23/20	1105	S—	22.0
11	5050		101	Ø	29.6	G26					G26				
12	4020		101	Ø	29.6	G26					G26				

[1] Batch Certification: The reading is taken on the "batch" canister and this value is used as the initial pressure for all canisters in the batch.

[3] Difference = Final Pressure - Initial Pressure . Acceptance Criteria: (1) The difference must be less than or equal to + 0.25psi. (2) Pressure readings must be at least 24 hours apart.

If time frame was not met, the PM must authorize shipment of canister **PM Authorization** **Date:**

Clean Canister Certification Analysis & Authorization of Release to Inventory

Test Method: ☒ TO15 Routine ☐ TO15 LL

Can ID	Date	Sequence	Analyst	Inventory Level 1	2	3	4	Secondary Review Limited	Review Date	Reviewer
3373	6/23/20	41682	ABI		XXXXXXX				6/23/20	ABI

Inventory Level 1: Individual Canister Certification (TO15LL 0.01).

Inventory Level 2: Individual or Batch Certification (TO15 0.04 ppbv).

Inventory Level 3: Individual or Batch Certification (TO15 0.2 ppbv).

Inventory Level Limited: Canisters may only be used for certain projects.

Dup Tees/Vac gauges (enter IDs if included):

Comments:

200-54019-A-9
5453
Location: Air-Storage
Bottle: Summa Canister 6L
Sampled: 6/18/2020 12:00 AM 200-1395550

Loc: 200
54019
#9
A

8/5/2020

Form ID: FAI023:12
Revision Date: 12/18/2018

TestAmerica Burlington

FORM I
AIR - GC/MS VOA ORGANICS ANALYSIS DATA SHEET

Lab Name: Eurofins TestAmerica, Burlington Job No.: 200-54054-1

SDG No.:

Client Sample ID: 3560 Lab Sample ID: 200-54054-10

Matrix: Air Lab File ID: 41697-17.D

Analysis Method: TO-15 Date Collected: 06/19/2020 00:00

Sample wt/vol: 1000(mL) Date Analyzed: 06/23/2020 22:26

Soil Aliquot Vol: Dilution Factor: 0.2

Soil Extract Vol.: GC Column: RTX-624 ID: 0.32(mm)

% Moisture: Level: (low/med) Low

Analysis Batch No.: 156082 Units: ppb v/v

CAS NO.	COMPOUND NAME	RESULT	Q	RL	RL
115-07-1	Propylene	1.0	U	1.0	1.0
75-71-8	Dichlorodifluoromethane	0.10	U	0.10	0.10
75-45-6	Freon 22	0.10	U	0.10	0.10
76-14-2	1,2-Dichlorotetrafluoroethane	0.040	U	0.040	0.040
74-87-3	Chloromethane	0.10	U	0.10	0.10
106-97-8	n-Butane	0.10	U	0.10	0.10
75-01-4	Vinyl chloride	0.040	U	0.040	0.040
106-99-0	1,3-Butadiene	0.040	U	0.040	0.040
74-83-9	Bromomethane	0.040	U	0.040	0.040
75-00-3	Chloroethane	0.10	U	0.10	0.10
593-60-2	Bromoethene(Vinyl Bromide)	0.040	U	0.040	0.040
75-69-4	Trichlorofluoromethane	0.040	U	0.040	0.040
64-17-5	Ethanol	1.0	U	1.0	1.0
76-13-1	Freon TF	0.040	U	0.040	0.040
75-35-4	1,1-Dichloroethene	0.040	U	0.040	0.040
67-64-1	Acetone	1.0	U	1.0	1.0
67-63-0	Isopropyl alcohol	1.0	U	1.0	1.0
75-15-0	Carbon disulfide	0.10	U	0.10	0.10
107-05-1	3-Chloropropene	0.10	U	0.10	0.10
75-09-2	Methylene Chloride	0.10	U	0.10	0.10
75-65-0	tert-Butyl alcohol	1.0	U	1.0	1.0
1634-04-4	Methyl tert-butyl ether	0.040	U	0.040	0.040
156-60-5	trans-1,2-Dichloroethene	0.040	U	0.040	0.040
110-54-3	n-Hexane	0.040	U	0.040	0.040
75-34-3	1,1-Dichloroethane	0.040	U	0.040	0.040
108-05-4	Vinyl acetate	1.0	U	1.0	1.0
141-78-6	Ethyl acetate	1.0	U	1.0	1.0
78-93-3	Methyl Ethyl Ketone	0.10	U	0.10	0.10
156-59-2	cis-1,2-Dichloroethene	0.040	U	0.040	0.040
540-59-0	1,2-Dichloroethene, Total	0.080	U	0.080	0.080
67-66-3	Chloroform	0.040	U	0.040	0.040
109-99-9	Tetrahydrofuran	1.0	U	1.0	1.0
71-55-6	1,1,1-Trichloroethane	0.040	U	0.040	0.040
110-82-7	Cyclohexane	0.040	U	0.040	0.040
56-23-5	Carbon tetrachloride	0.040	U	0.040	0.040
540-84-1	2,2,4-Trimethylpentane	0.040	U	0.040	0.040

FORM I
AIR - GC/MS VOA ORGANICS ANALYSIS DATA SHEET

Lab Name: Eurofins TestAmerica, Burlington Job No.: 200-54054-1

SDG No.:

Client Sample ID: 3560 Lab Sample ID: 200-54054-10

Matrix: Air Lab File ID: 41697-17.D

Analysis Method: TO-15 Date Collected: 06/19/2020 00:00

Sample wt/vol: 1000(mL) Date Analyzed: 06/23/2020 22:26

Soil Aliquot Vol: Dilution Factor: 0.2

Soil Extract Vol.: GC Column: RTX-624 ID: 0.32(mm)

% Moisture: Level: (low/med) Low

Analysis Batch No.: 156082 Units: ppb v/v

CAS NO.	COMPOUND NAME	RESULT	Q	RL	RL
71-43-2	Benzene	0.040	U	0.040	0.040
107-06-2	1,2-Dichloroethane	0.040	U	0.040	0.040
142-82-5	n-Heptane	0.040	U	0.040	0.040
79-01-6	Trichloroethene	0.040	U	0.040	0.040
80-62-6	Methyl methacrylate	0.10	U	0.10	0.10
78-87-5	1,2-Dichloropropane	0.040	U	0.040	0.040
123-91-1	1,4-Dioxane	1.0	U	1.0	1.0
75-27-4	Bromodichloromethane	0.040	U	0.040	0.040
10061-01-5	cis-1,3-Dichloropropene	0.040	U	0.040	0.040
108-10-1	methyl isobutyl ketone	0.10	U	0.10	0.10
108-88-3	Toluene	0.040	U	0.040	0.040
10061-02-6	trans-1,3-Dichloropropene	0.040	U	0.040	0.040
79-00-5	1,1,2-Trichloroethane	0.040	U	0.040	0.040
127-18-4	Tetrachloroethene	0.040	U	0.040	0.040
591-78-6	Methyl Butyl Ketone (2-Hexanone)	0.10	U	0.10	0.10
124-48-1	Dibromochloromethane	0.040	U	0.040	0.040
106-93-4	1,2-Dibromoethane	0.040	U	0.040	0.040
108-90-7	Chlorobenzene	0.040	U	0.040	0.040
100-41-4	Ethylbenzene	0.040	U	0.040	0.040
179601-23-1	m,p-Xylene	0.10	U	0.10	0.10
95-47-6	Xylene, o-	0.040	U	0.040	0.040
1330-20-7	Xylene (total)	0.14	U	0.14	0.14
100-42-5	Styrene	0.040	U	0.040	0.040
75-25-2	Bromoform	0.040	U	0.040	0.040
98-82-8	Cumene	0.040	U	0.040	0.040
79-34-5	1,1,2,2-Tetrachloroethane	0.040	U	0.040	0.040
103-65-1	n-Propylbenzene	0.040	U	0.040	0.040
622-96-8	4-Ethyltoluene	0.040	U	0.040	0.040
108-67-8	1,3,5-Trimethylbenzene	0.040	U	0.040	0.040
95-49-8	2-Chlorotoluene	0.040	U	0.040	0.040
98-06-6	tert-Butylbenzene	0.040	U	0.040	0.040
95-63-6	1,2,4-Trimethylbenzene	0.040	U	0.040	0.040
135-98-8	sec-Butylbenzene	0.040	U	0.040	0.040
99-87-6	4-Isopropyltoluene	0.040	U	0.040	0.040
541-73-1	1,3-Dichlorobenzene	0.040	U	0.040	0.040
106-46-7	1,4-Dichlorobenzene	0.040	U	0.040	0.040

FORM I
AIR - GC/MS VOA ORGANICS ANALYSIS DATA SHEET

Lab Name: Eurofins TestAmerica, Burlington Job No.: 200-54054-1

SDG No.:

Client Sample ID: 3560 Lab Sample ID: 200-54054-10

Matrix: Air Lab File ID: 41697-17.D

Analysis Method: TO-15 Date Collected: 06/19/2020 00:00

Sample wt/vol: 1000(mL) Date Analyzed: 06/23/2020 22:26

Soil Aliquot Vol: Dilution Factor: 0.2

Soil Extract Vol.: GC Column: RTX-624 ID: 0.32(mm)

% Moisture: Level: (low/med) Low

Analysis Batch No.: 156082 Units: ppb v/v

CAS NO.	COMPOUND NAME	RESULT	Q	RL	RL
100-44-7	Benzyl chloride	0.040	U	0.040	0.040
104-51-8	n-Butylbenzene	0.040	U	0.040	0.040
95-50-1	1,2-Dichlorobenzene	0.040	U	0.040	0.040
120-82-1	1,2,4-Trichlorobenzene	0.10	U	0.10	0.10
87-68-3	Hexachlorobutadiene	0.040	U	0.040	0.040
91-20-3	Naphthalene	0.10	U	0.10	0.10

Eurofins TestAmerica, Burlington
Target Compound Quantitation Report

Data File: \\chromfs\Burlington\ChromData\CHX.i\20200623-41697.b\41697-17.D
Lims ID: 200-54054-A-10
Client ID: 3560
Sample Type: Client
Inject. Date: 23-Jun-2020 22:26:30 ALS Bottle#: 17 Worklist Smp#: 17
Purge Vol: 200.000 mL Dil. Factor: 0.2000
Sample Info: 200-0041697-017
Misc. Info.: 54054-10
Operator ID: ggg Instrument ID: CHX.i

Method: \\chromfs\Burlington\ChromData\CHX.i\20200623-41697.b\TO15_MasterMethod_X.m.m
Limit Group: AI_TO15_ICAL
Last Update: 24-Jun-2020 10:52:07 Calib Date: 18-Jun-2020 01:57:30
Integrator: RTE ID Type: Deconvolution ID
Quant Method: Internal Standard Quant By: Initial Calibration
Last ICal File: \\chromfs\Burlington\ChromData\CHX.i\20200617-41638.b\41638-13.D

Column 1 : RTX-624 (0.32 mm) Det: MS SCAN
Process Host: CTX1052

First Level Reviewer: puangmaleek Date: 24-Jun-2020 10:52:07

Compound	Sig	RT (min.)	Adj RT (min.)	Dlt RT (min.)	Q	Response	OnCol Amt ppb v/v	Flags
1 Propene	41		4.370				ND	
2 Dichlorodifluoromethane	85		4.466				ND	
3 Chlorodifluoromethane	51		4.514				ND	
4 1,2-Dichloro-1,1,2,2-tetrafluoro	85		4.835				ND	
5 Chloromethane	50		4.958				ND	
6 Butane	43		5.274				ND	
7 Vinyl chloride	62		5.274				ND	
8 Butadiene	54		5.386				ND	
10 Bromomethane	94		6.108				ND	
11 Chloroethane	64		6.381				ND	
13 Vinyl bromide	106		6.804				ND	
14 Trichlorofluoromethane	101		6.954				ND	
17 Ethanol	45	7.360	7.312	0.048	72	299	0.1164	
21 1,1-Dichloroethene	96		8.024				ND	
20 112TCTFE	101		8.050				ND	
22 Acetone	43		8.093				ND	
24 Isopropyl alcohol	45		8.366				ND	
23 Carbon disulfide	76		8.441				ND	U
25 3-Chloro-1-propene	41		8.730				ND	
27 Methylene Chloride	49		8.965				ND	
28 2-Methyl-2-propanol	59		9.131				ND	
29 Methyl tert-butyl ether	73		9.436				ND	
31 trans-1,2-Dichloroethene	61		9.457				ND	
S 30 1,2-Dichloroethene, Total	61		9.665				ND	
33 Hexane	57		9.950				ND	
35 Vinyl acetate	43		10.228				ND	
34 1,1-Dichloroethane	63		10.233				ND	
38 2-Butanone (MEK)	72		11.191				ND	
37 cis-1,2-Dichloroethene	96		11.233				ND	
39 Ethyl acetate	88		11.260				ND	
* 40 Chlorobromomethane	128	11.656	11.651	0.005	85	55499	10.0	

Compound	Sig	RT (min.)	Adj RT (min.)	Dlt RT (min.)	Q	Response	OnCol Amt ppb v/v	Flags
41 Tetrahydrofuran	42		11.667				ND	
42 Chloroform	83		11.822				ND	
44 1,1,1-Trichloroethane	97		12.122				ND	
43 Cyclohexane	84		12.250				ND	
45 Carbon tetrachloride	117		12.394				ND	
47 Benzene	78		12.747				ND	
48 1,2-Dichloroethane	62		12.844				ND	
46 Isooctane	57		12.935				ND	
49 n-Heptane	43		13.245				ND	
* 50 1,4-Difluorobenzene	114	13.491	13.491	0.000	93	253987	10.0	
53 Trichloroethene	95		13.914				ND	
54 1,2-Dichloropropane	63		14.390				ND	
55 Methyl methacrylate	69		14.449				ND	
56 1,4-Dioxane	88		14.491				ND	
57 Dibromomethane	174		14.550				ND	
58 Dichlorobromomethane	83		14.855				ND	
60 cis-1,3-Dichloropropene	75		15.652				ND	
61 4-Methyl-2-pentanone (MIBK)	43		15.893				ND	
65 Toluene	92		16.284				ND	
66 trans-1,3-Dichloropropene	75		16.722				ND	
67 1,1,2-Trichloroethane	83		17.124				ND	
68 Tetrachloroethene	166		17.305				ND	
69 2-Hexanone	43		17.514				ND	
71 Chlorodibromomethane	129		17.894				ND	
72 Ethylene Dibromide	107		18.151				ND	
* 74 Chlorobenzene-d5	117	19.082	19.076	0.006	84	220653	10.0	
75 Chlorobenzene	112		19.135				ND	
76 Ethylbenzene	91		19.328				ND	
S 73 Xylenes, Total	106		19.600				ND	
78 m-Xylene & p-Xylene	106		19.600				ND	
79 o-Xylene	106		20.381				ND	
80 Styrene	104		20.419				ND	
81 Bromoform	173		20.783				ND	
82 Isopropylbenzene	105		21.056				ND	
84 1,1,2,2-Tetrachloroethane	83		21.585				ND	
85 N-Propylbenzene	91		21.762				ND	
89 2-Chlorotoluene	91		21.917				ND	
88 4-Ethyltoluene	105		21.954				ND	
90 1,3,5-Trimethylbenzene	105		22.045				ND	
92 tert-Butylbenzene	119		22.527				ND	
93 1,2,4-Trimethylbenzene	105		22.612				ND	
94 sec-Butylbenzene	105		22.848				ND	
96 1,3-Dichlorobenzene	146		23.030				ND	
95 4-Isopropyltoluene	119		23.062				ND	
97 1,4-Dichlorobenzene	146		23.174				ND	
98 Benzyl chloride	91		23.324				ND	
100 n-Butylbenzene	91		23.634				ND	
101 1,2-Dichlorobenzene	146		23.682				ND	
103 1,2,4-Trichlorobenzene	180		26.229				ND	
104 Hexachlorobutadiene	225		26.464				ND	
105 Naphthalene	128		26.732				ND	

QC Flag Legend

Review Flags

U - Marked Undetected

Reagents:

ATTO15XISs_00002	Amount Added: 20.00	Units: mL	Run Reagent

Report Date: 24-Jun-2020 10:52:07 Chrom Revision: 2.3 21-Jun-2020 18:30:46

Eurofins TestAmerica, Burlington

Data File:	\\chromfs\Burlington\ChromData\CHX.i\20200623-41697.b\41697-17.D				
Injection Date:	23-Jun-2020 22:26:30	Instrument ID:	CHX.i	Operator ID:	ggg
Lims ID:	200-54054-A-10	Lab Sample ID:	200-54054-10	Worklist Smp#:	17
Client ID:	3560				
Purge Vol:	200.000 mL	Dil. Factor:	0.2000	ALS Bottle#:	17
Method:	TO15_MasterMethod_X.m	Limit Group:	AI_TO15_ICAL		

Column: RTX-624 (0.32 mm) Y Scaling: Method Defined: Scale to the Nth Largest Target: 1

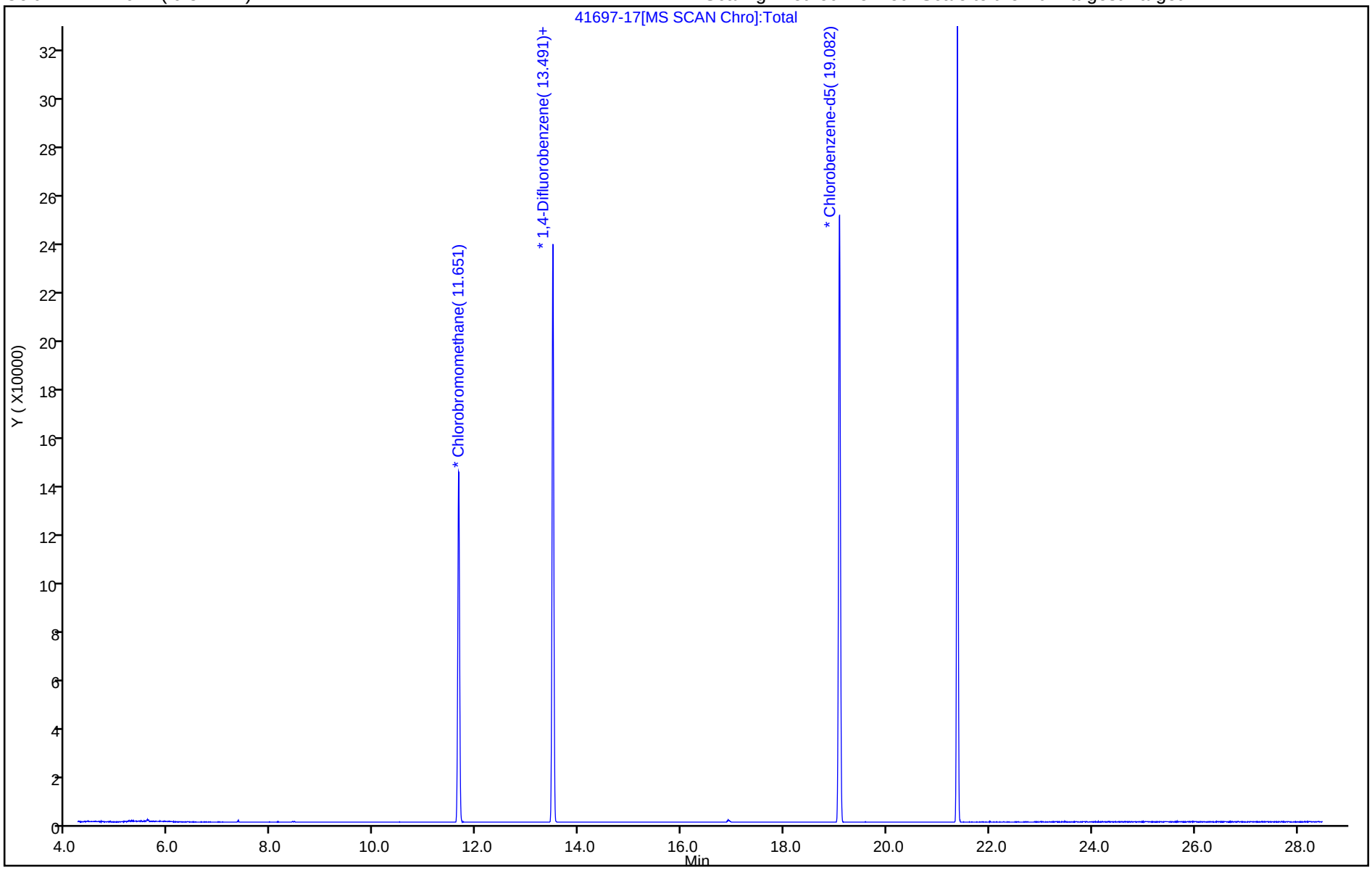

User Disabled Compound Report

Eurofins TestAmerica, Burlington

Data File:	\\chromfs\Burlington\ChromData\CHX.i\20200623-41697.b\41697-17.D				
Injection Date:	23-Jun-2020 22:26:30	Instrument ID:	CHX.i		
Lims ID:	200-54054-A-10	Lab Sample ID:	200-54054-10		
Client ID:	3560				
Operator ID:	ggg	ALS Bottle#:	17	Worklist Smp#:	17
Purge Vol:	200.000 mL	Dil. Factor:	0.2000		
Method:	TO15_MasterMethod_X.m	Limit Group:	AI_TO15_ICAL		
Column:	RTX-624 (0.32 mm)	Detector	MS SCAN		

23 Carbon disulfide, CAS: 75-15-0

Processing Results

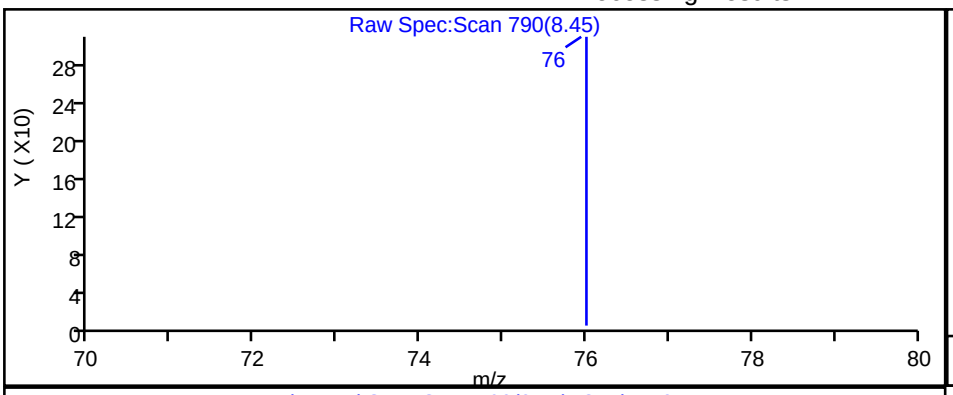

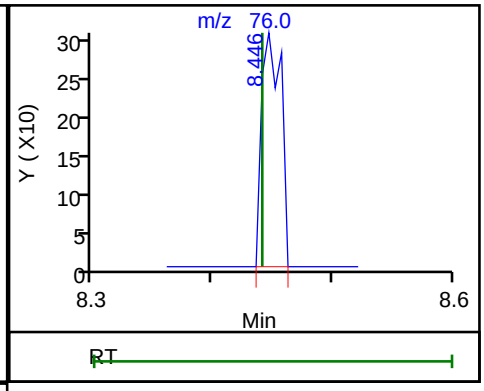

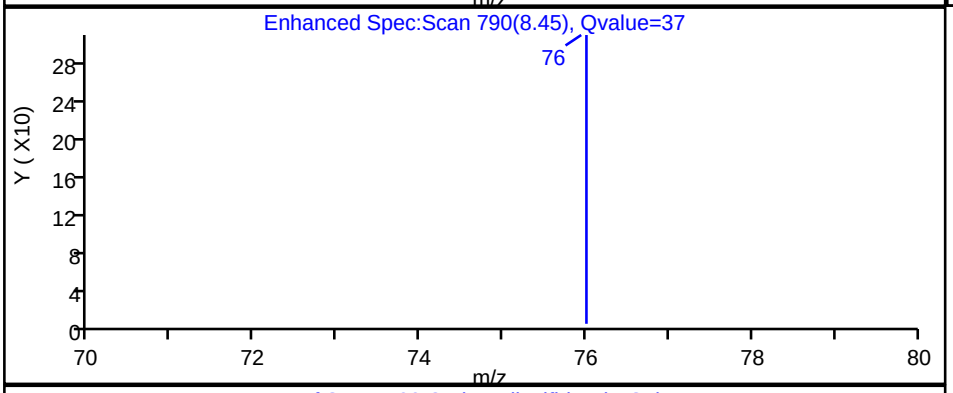

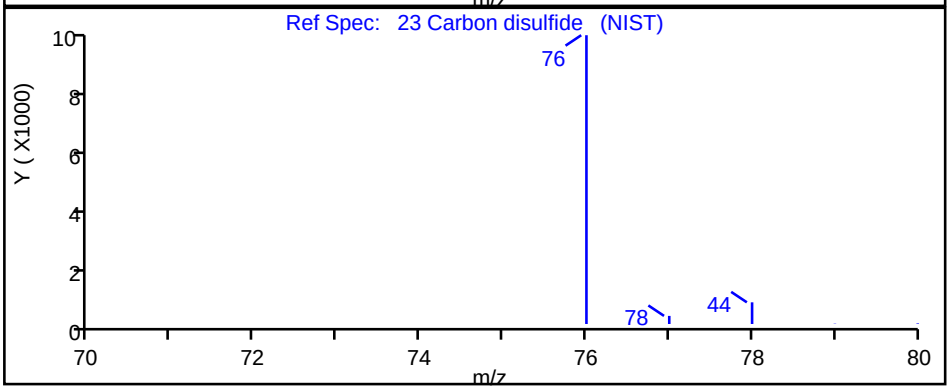

RT	Mass	Response	Amount
8.45	76.00	348	0.016215

Reviewer: puangmaleek, 24-Jun-2020 10:50:32

Audit Action: Marked Compound Undetected Audit Reason: Invalid Compound ID

Memorandum

September 3, 2020

To:	Denis Conley [dconley@haleyaldrich.com]	Ref. No.:	058507-256040
	KW		
From:	Kathy Willy/adh/280	Tel:	716-205-1942
CC:	Claire Mondello [cmondello@haleyaldrich.com] Tom Bohlen [thomas.bohlen@gza.com]		
Subject:	**Analytical Results and Reduced Validation Air Sampling GM Components Holdings (GMCH) Lockport, New York July 2020**		

1. Introduction

This document details a reduced validation of analytical results for air samples collected in support of the Air Sampling event at the GM-Lockport site during July 2020. Samples were submitted to Eurofins TestAmerica Laboratories, Inc. located in Amherst, New York and were analyzed at Eurofins TestAmerica Laboratories in South Burlington, Vermont. A sample collection and analysis summary is presented in Table 1. The validated analytical results are summarized in Table 2. A summary of the analytical methodology is presented in Table 3.

Standard GHD report deliverables were submitted by the laboratory. The final results and supporting quality assurance/quality control (QA/QC) data were assessed. Evaluation of the data was based on information obtained from the chain of custody form, finished report forms, method blank data, and recovery data from laboratory control samples (LCS).

The QA/QC criteria by which these data have been assessed are outlined in the analytical method referenced in Table 3 and applicable guidance from the document entitled:

i) "USEPA Contract Laboratory Program National Functional Guidelines for Superfund Organic Methods Data Review", United States Environmental Protection Agency (USEPA) 540-R-08-01, June 2008

This item will subsequently be referred to as the "Guidelines" in this Memorandum.

2. Sample Holding Time and Preservation

The sample holding time criteria for the analyses are summarized in Table 3. The sample chain of custody document and analytical report were used to determine sample holding times. All samples were analyzed within the required holding time.

All samples were properly received and stored by the laboratory.

3. Laboratory Blank Analyses

Method blanks are prepared from a purified matrix and analyzed with investigative samples to determine the existence and magnitude of sample contamination introduced during the analytical procedures.

For this study, laboratory method blanks were analyzed at a minimum frequency of 1 per 20 investigative samples and/or 1 per analytical batch.

The method blank results were non-detect, indicating that laboratory contamination was not a factor for this investigation with the exception of low concentrations of four volatile organic compounds (VOCs). All associated sample results were non-detect and would not have been impacted by the potential contamination.

4. Laboratory Control Sample Analyses

LCS/laboratory control sample duplicates (LCSD) are prepared and analyzed as samples to assess the analytical efficiencies of the methods employed, independent of sample matrix effects. The relative percent difference [RPD] of the LCS/LCSD recoveries is used to evaluate analytical precision.

For this study, LCS/LCSD were analyzed at a minimum frequency of 1 per 20 investigative samples and/or 1 per analytical batch.

The LCS/LCSD contained all compounds of interest. All LCS recoveries and RPDs were within the laboratory control limits, demonstrating acceptable analytical accuracy and precision.

5. Field QA/QC Samples

Field QA/QC samples were not submitted with investigative samples from this event.

6. Analyte Reporting

The laboratory reported detected results down to the laboratory's method detection limit (MDL) for each analyte. Positive analyte detections less than the reporting limit (RL) but greater than the MDL were qualified as estimated (J) in Table 2 unless qualified otherwise in this memorandum. Non-detect results were presented as non-detect at the RL in Table 2.

7. Conclusion

Based on the assessment detailed in the foregoing, the data summarized in Table 2 are acceptable without qualification.

Table 1

Sample Collection and Analysis Summary
Air Sampling
GM Components Holdings (GMCH)
Lockport, New York
July 2020

Sample Identification	Location	Matrix	Collection Date (mm/dd/yyyy)	Collection Time (hr:min)	TO-15
10-IA-1-073020	10-IA-1	Air	07/30/2020	14:55	x
10-IA-2-073020	10-IA-2	Air	07/30/2020	14:57	x
10-OA-073020	OA	Air	07/30/2020	15:07	x

Table 2

Analytical Results Summary
Air Sampling
GM Components Holdings (GMCH)
Lockport, New York
July 2020

	Location ID:	**10-IA-1**	**10-IA-2**	**OA**
	Sample Name:	**10-IA-1-073020**	**10-IA-2-073020**	**10-OA-073020**
	Sample Date:	**07/30/2020**	**07/30/2020**	**07/30/2020**
Parameters	**Unit**			
Volatile Organic Compounds				
1,1,1-Trichloroethane	µg/m3	1.1 U	1.1 U	1.1 U
1,1,2,2-Tetrachloroethane	µg/m3	1.4 U	1.4 U	1.4 U
1,1,2-Trichloroethane	µg/m3	1.1 U	1.1 U	1.1 U
1,1-Dichloroethane	µg/m3	0.81 U	0.81 U	0.81 U
1,1-Dichloroethene	µg/m3	0.79 U	0.79 U	0.79 U
1,2,4-Trichlorobenzene	µg/m3	3.7 U	3.7 U	3.7 U
1,2,4-Trimethylbenzene	µg/m3	0.98 U	0.98 U	0.29 J
1,2-Dibromoethane (Ethylene dibromide)	µg/m3	1.5 U	1.5 U	1.5 U
1,2-Dichlorobenzene	µg/m3	1.2 U	1.2 U	1.2 U
1,2-Dichloroethane	µg/m3	0.81 U	0.81 U	0.81 U
1,2-Dichloroethene (total)	µg/m3	1.6 U	1.6 U	1.6 U
1,2-Dichloropropane	µg/m3	0.92 U	0.92 U	0.92 U
1,2-Dichlorotetrafluoroethane (CFC 114)	µg/m3	1.4 U	1.4 U	1.4 U
1,3,5-Trimethylbenzene	µg/m3	0.98 U	0.98 U	0.98 U
1,3-Butadiene	µg/m3	0.44 U	0.44 U	0.44 U
1,3-Dichlorobenzene	µg/m3	1.2 U	1.2 U	1.2 U
1,4-Dichlorobenzene	µg/m3	1.2 U	1.2 U	1.2 U
1,4-Dioxane	µg/m3	18 U	18 U	18 U
2,2,4-Trimethylpentane	µg/m3	0.93 U	0.93 U	0.27 J
2-Butanone (Methyl ethyl ketone) (MEK)	µg/m3	3.5	3.2	0.86 J
2-Chlorotoluene	µg/m3	1.0 U	1.0 U	1.0 U
2-Hexanone	µg/m3	2.0 U	2.0 U	2.0 U
2-Phenylbutane (sec-Butylbenzene)	µg/m3	1.1 U	1.1 U	1.1 U
4-Ethyl toluene	µg/m3	0.98 U	0.98 U	0.98 U
4-Methyl-2-pentanone (Methyl isobutyl ketone) (MIBK)	µg/m3	2.0 U	2.0 U	2.0 U
Acetone	µg/m3	96	5.7 J	7.4 J
Allyl chloride	µg/m3	1.6 U	1.6 U	1.6 U
Benzene	µg/m3	0.28 J	0.64 U	0.64 U
Benzyl chloride	µg/m3	1.0 U	1.0 U	1.0 U
Bromodichloromethane	µg/m3	1.3 U	1.3 U	1.3 U
Bromoform	µg/m3	2.1 U	2.1 U	2.1 U
Bromomethane (Methyl bromide)	µg/m3	0.78 U	0.78 U	0.78 U
Butane	µg/m3	1.6	0.40 J	0.74 J
Carbon disulfide	µg/m3	1.6 U	2.3	1.6 U
Carbon tetrachloride	µg/m3	0.32 J	0.35 J	0.33 J
Chlorobenzene	µg/m3	0.92 U	0.92 U	0.92 U
Chlorodifluoromethane	µg/m3	1.1 J	0.95 J	1.8 U
Chloroethane	µg/m3	1.3 U	1.3 U	1.3 U
Chloroform (Trichloromethane)	µg/m3	0.98 U	0.98 U	0.98 U
Chloromethane (Methyl chloride)	µg/m3	0.97 J	1.1	1.0
cis-1,2-Dichloroethene	µg/m3	0.79 U	0.79 U	0.79 U
cis-1,3-Dichloropropene	µg/m3	0.91 U	0.91 U	0.91 U
Cyclohexane	µg/m3	0.59 J	0.69 U	0.69 U
Cymene (p-Isopropyltoluene)	µg/m3	1.1 U	1.1 U	1.1 U
Dibromochloromethane	µg/m3	1.7 U	1.7 U	1.7 U
Dichlorodifluoromethane (CFC-12)	µg/m3	1.9 J	2.1 J	2.0 J
Ethylbenzene	µg/m3	0.87 U	0.87 U	0.87 U

Table 2

Analytical Results Summary
Air Sampling
GM Components Holdings (GMCH)
Lockport, New York
July 2020

	Location ID:	**10-IA-1**	**10-IA-2**	**OA**
	Sample Name:	**10-IA-1-073020**	**10-IA-2-073020**	**10-OA-073020**
	Sample Date:	**07/30/2020**	**07/30/2020**	**07/30/2020**
Parameters	**Unit**			
Volatile Organic Compounds				
Hexachlorobutadiene	µg/m3	2.1 U	2.1 U	2.1 U
Hexane	µg/m3	41	0.70 U	0.70 U
Isopropyl alcohol	µg/m3	5.9 J	12 U	17
Isopropyl benzene	µg/m3	0.98 U	0.98 U	0.98 U
m&p-Xylenes	µg/m3	1.0 J	2.2 U	2.2 U
Methyl methacrylate	µg/m3	2.0 U	2.0 U	2.0 U
Methyl tert butyl ether (MTBE)	µg/m3	0.72 U	0.72 U	0.72 U
Methylene chloride	µg/m3	1.7 U	1.7 U	1.7 U
N-Butylbenzene	µg/m3	1.1 U	1.1 U	1.1 U
N-Heptane	µg/m3	0.57 J	0.82 U	1.3
N-Propylbenzene	µg/m3	0.98 U	0.98 U	0.98 U
Naphthalene	µg/m3	2.6 U	2.6 U	2.6 U
o-Xylene	µg/m3	0.33 J	0.87 U	0.87 U
Styrene	µg/m3	0.85 U	0.85 U	0.85 U
tert-Butyl alcohol	µg/m3	0.40 J	15 U	15 U
tert-Butylbenzene	µg/m3	1.1 U	1.1 U	1.1 U
Tetrachloroethene	µg/m3	3.5	1.4 U	1.4 U
Tetrahydrofuran	µg/m3	15 U	15 U	15 U
Toluene	µg/m3	64	2.2	0.85
trans-1,2-Dichloroethene	µg/m3	0.79 U	0.79 U	0.79 U
trans-1,3-Dichloropropene	µg/m3	0.91 U	0.91 U	0.91 U
Trichloroethene	µg/m3	1.1 U	1.1 U	1.1 U
Trichlorofluoromethane (CFC-11)	µg/m3	1.0 J	1.1	1.0 J
Trifluorotrichloroethane (CFC-113)	µg/m3	0.39 J	0.36 J	0.39 J
Vinyl bromide (Bromoethene)	µg/m3	0.87 U	0.87 U	0.87 U
Vinyl chloride	µg/m3	0.51 U	0.51 U	0.51 U
Xylenes (total)	µg/m3	1.3 J	3.0 U	3.0 U

Notes:

J - Estimated concentration
U - Not detected at the associated reporting limit

Table 3

Analytical Methods
Air Sampling
GM Components Holdings (GMCH)
Lockport, New York
July 2020

Parameter	Method	Matrix	Preservation	Collection to Analysis (Days)
Volatile Organic Compounds (VOCs)	TO-15	Air	None	28

Notes:

Method Reference:
TO-15 - Compendium of Methods for the Determination of Toxic Organic Compounds in Ambient Air, EPA-625/R-96/010b, January 1999

eurofins | Environment Testing America

ANALYTICAL REPORT

Eurofins TestAmerica, Burlington
30 Community Drive
Suite 11
South Burlington, VT 05403
Tel: (802)660-1990

Laboratory Job ID: 200-56221-1
Client Project/Site: GM-Lockport SSOW 256042

For:
GHD Services Inc.
2055 Niagara Falls Blvd., Suite 3
Niagara Falls, New York 14304

Attn: Kathleen Willy

Authorized for release by:
12/8/2020 8:23:47 AM

Denise Heckler, Project Manager II
(330)966-9477
Denise.Heckler@Eurofinset.com

LINKS

Review your project results through TotalAccess

Have a Question? Ask The Expert

Visit us at: www.eurofinsus.com/Env

The test results in this report meet all 2003 NELAC, 2009 TNI, and 2016 TNI requirements for accredited parameters, exceptions are noted in this report. This report may not be reproduced except in full, and with written approval from the laboratory. For questions please contact the Project Manager at the e-mail address or telephone number listed on this page.

This report has been electronically signed and authorized by the signatory. Electronic signature is intended to be the legally binding equivalent of a traditionally handwritten signature.

Results relate only to the items tested and the sample(s) as received by the laboratory.

Table of Contents

Cover Page 1
Table of Contents 2
Definitions/Glossary 3
Case Narrative 4
Detection Summary 5
Client Sample Results 7
QC Sample Results 16
QC Association Summary 23
Lab Chronicle 24
Certification Summary 25
Method Summary 26
Sample Summary 27
Chain of Custody 28
Receipt Checklists 30
Clean Canister Certification 31
Pre-Ship Certification 31
Clean Canister Data 32

Definitions/Glossary

Client: GHD Services Inc.
Project/Site: GM-Lockport SSOW 256042

Job ID: 200-56221-1

Qualifiers

Air - GC/MS VOA

Qualifier	Qualifier Description
B	Compound was found in the blank and sample.
E	Result exceeded calibration range.
J	Result is less than the RL but greater than or equal to the MDL and the concentration is an approximate value.

Glossary

Abbreviation	These commonly used abbreviations may or may not be present in this report.
¤	Listed under the "D" column to designate that the result is reported on a dry weight basis
%R	Percent Recovery
CFL	Contains Free Liquid
CFU	Colony Forming Unit
CNF	Contains No Free Liquid
DER	Duplicate Error Ratio (normalized absolute difference)
Dil Fac	Dilution Factor
DL	Detection Limit (DoD/DOE)
DL, RA, RE, IN	Indicates a Dilution, Re-analysis, Re-extraction, or additional Initial metals/anion analysis of the sample
DLC	Decision Level Concentration (Radiochemistry)
EDL	Estimated Detection Limit (Dioxin)
LOD	Limit of Detection (DoD/DOE)
LOQ	Limit of Quantitation (DoD/DOE)
MCL	EPA recommended "Maximum Contaminant Level"
MDA	Minimum Detectable Activity (Radiochemistry)
MDC	Minimum Detectable Concentration (Radiochemistry)
MDL	Method Detection Limit
ML	Minimum Level (Dioxin)
MPN	Most Probable Number
MQL	Method Quantitation Limit
NC	Not Calculated
ND	Not Detected at the reporting limit (or MDL or EDL if shown)
NEG	Negative / Absent
POS	Positive / Present
PQL	Practical Quantitation Limit
PRES	Presumptive
QC	Quality Control
RER	Relative Error Ratio (Radiochemistry)
RL	Reporting Limit or Requested Limit (Radiochemistry)
RPD	Relative Percent Difference, a measure of the relative difference between two points
TEF	Toxicity Equivalent Factor (Dioxin)
TEQ	Toxicity Equivalent Quotient (Dioxin)
TNTC	Too Numerous To Count

Case Narrative

Client: GHD Services Inc.
Project/Site: GM-Lockport SSOW 256042

Job ID: 200-56221-1

Job ID: 200-56221-1

Laboratory: Eurofins TestAmerica, Burlington

Narrative

Job Narrative
200-56221-1

Comments
No additional comments.

Receipt
The samples were received on 11/24/2020 10:55 AM; the samples arrived in good condition.

Air Toxics
No analytical or quality issues were noted, other than those described in the Definitions/Glossary page.

Detection Summary

Client: GHD Services Inc.
Project/Site: GM-Lockport SSOW 256042

Job ID: 200-56221-1

Client Sample ID: 10-IA-1-112320 — Lab Sample ID: 200-56221-1

Analyte	Result	Qualifier	RL	MDL	Unit	Dil Fac	D	Method	Prep Type
Dichlorodifluoromethane	2.3	J	2.5	0.54	ug/m3	1		TO-15	Total/NA
Freon 22	1.3	J	1.8	0.42	ug/m3	1		TO-15	Total/NA
Chloromethane	1.3		1.0	0.23	ug/m3	1		TO-15	Total/NA
n-Butane	21	B	1.2	0.26	ug/m3	1		TO-15	Total/NA
Trichlorofluoromethane	1.4		1.1	0.34	ug/m3	1		TO-15	Total/NA
Freon TF	0.54	J	1.5	0.29	ug/m3	1		TO-15	Total/NA
Acetone	250	E	12	2.9	ug/m3	1		TO-15	Total/NA
Isopropyl alcohol	5.8	J	12	1.2	ug/m3	1		TO-15	Total/NA
Carbon disulfide	0.25	J	1.6	0.23	ug/m3	1		TO-15	Total/NA
tert-Butyl alcohol	0.39	J	15	0.12	ug/m3	1		TO-15	Total/NA
n-Hexane	100		0.70	0.70	ug/m3	1		TO-15	Total/NA
Methyl Ethyl Ketone	0.60	J	1.5	0.21	ug/m3	1		TO-15	Total/NA
cis-1,2-Dichloroethene	0.43	J	0.79	0.18	ug/m3	1		TO-15	Total/NA
1,2-Dichloroethene, Total	0.43	J	1.6	0.17	ug/m3	1		TO-15	Total/NA
Cyclohexane	0.42	J	0.69	0.16	ug/m3	1		TO-15	Total/NA
Carbon tetrachloride	0.56	J	1.3	0.15	ug/m3	1		TO-15	Total/NA
Benzene	1.3		0.64	0.21	ug/m3	1		TO-15	Total/NA
n-Heptane	0.44	J	0.82	0.23	ug/m3	1		TO-15	Total/NA
Trichloroethene	0.66	J	1.1	0.19	ug/m3	1		TO-15	Total/NA
Toluene	110		0.75	0.41	ug/m3	1		TO-15	Total/NA
Tetrachloroethene	6.0		1.4	0.22	ug/m3	1		TO-15	Total/NA
Ethylbenzene	0.56	J	0.87	0.27	ug/m3	1		TO-15	Total/NA
m,p-Xylene	1.9	J	2.2	0.43	ug/m3	1		TO-15	Total/NA
Xylene, o-	0.58	J	0.87	0.21	ug/m3	1		TO-15	Total/NA
Xylene (total)	2.5	J	3.0	0.21	ug/m3	1		TO-15	Total/NA
Styrene	0.34	J	0.85	0.17	ug/m3	1		TO-15	Total/NA
1,2,4-Trimethylbenzene	0.26	J	0.98	0.22	ug/m3	1		TO-15	Total/NA
Naphthalene	1.0	J	2.6	0.89	ug/m3	1		TO-15	Total/NA
Dichlorodifluoromethane - DL	3.0	J	12	2.7	ug/m3	5		TO-15	Total/NA
Chloromethane - DL	1.4	J	5.2	1.1	ug/m3	5		TO-15	Total/NA
n-Butane - DL	21	B	5.9	1.3	ug/m3	5		TO-15	Total/NA
Acetone - DL	240		59	14	ug/m3	5		TO-15	Total/NA
n-Hexane - DL	94		3.5	3.5	ug/m3	5		TO-15	Total/NA
Benzene - DL	1.3	J	3.2	1.1	ug/m3	5		TO-15	Total/NA
Toluene - DL	100		3.8	2.1	ug/m3	5		TO-15	Total/NA
Tetrachloroethene - DL	5.9	J	6.8	1.1	ug/m3	5		TO-15	Total/NA

Client Sample ID: 10-IA-2-112320 — Lab Sample ID: 200-56221-2

Analyte	Result	Qualifier	RL	MDL	Unit	Dil Fac	D	Method	Prep Type
Dichlorodifluoromethane	2.4	J	2.5	0.54	ug/m3	1		TO-15	Total/NA
Freon 22	1.3	J	1.8	0.42	ug/m3	1		TO-15	Total/NA
Chloromethane	1.4		1.0	0.23	ug/m3	1		TO-15	Total/NA
n-Butane	11	B	1.2	0.26	ug/m3	1		TO-15	Total/NA
Trichlorofluoromethane	1.4		1.1	0.34	ug/m3	1		TO-15	Total/NA
Freon TF	0.61	J	1.5	0.29	ug/m3	1		TO-15	Total/NA
Acetone	210	E	12	2.9	ug/m3	1		TO-15	Total/NA
Isopropyl alcohol	5.9	J	12	1.2	ug/m3	1		TO-15	Total/NA
Carbon disulfide	0.35	J	1.6	0.23	ug/m3	1		TO-15	Total/NA
tert-Butyl alcohol	0.45	J	15	0.12	ug/m3	1		TO-15	Total/NA
n-Hexane	93		0.70	0.70	ug/m3	1		TO-15	Total/NA

This Detection Summary does not include radiochemical test results.

Client Sample ID: 10-IA-2-112320 (Continued) — Lab Sample ID: 200-56221-2

Analyte	Result	Qualifier	RL	MDL	Unit	Dil Fac	D	Method	Prep Type
Methyl Ethyl Ketone	1.4	J	1.5	0.21	ug/m3	1		TO-15	Total/NA
cis-1,2-Dichloroethene	0.46	J	0.79	0.18	ug/m3	1		TO-15	Total/NA
1,2-Dichloroethene, Total	0.46	J	1.6	0.17	ug/m3	1		TO-15	Total/NA
Cyclohexane	0.48	J	0.69	0.16	ug/m3	1		TO-15	Total/NA
Carbon tetrachloride	0.61	J	1.3	0.15	ug/m3	1		TO-15	Total/NA
Benzene	1.2		0.64	0.21	ug/m3	1		TO-15	Total/NA
n-Heptane	0.54	J	0.82	0.23	ug/m3	1		TO-15	Total/NA
Trichloroethene	0.66	J	1.1	0.19	ug/m3	1		TO-15	Total/NA
Toluene	98		0.75	0.41	ug/m3	1		TO-15	Total/NA
Tetrachloroethene	5.5		1.4	0.22	ug/m3	1		TO-15	Total/NA
Ethylbenzene	0.47	J	0.87	0.27	ug/m3	1		TO-15	Total/NA
m,p-Xylene	1.6	J	2.2	0.43	ug/m3	1		TO-15	Total/NA
Xylene, o-	0.51	J	0.87	0.21	ug/m3	1		TO-15	Total/NA
Xylene (total)	2.1	J	3.0	0.21	ug/m3	1		TO-15	Total/NA
Styrene	0.31	J	0.85	0.17	ug/m3	1		TO-15	Total/NA
1,2,4-Trimethylbenzene	0.88	J	0.98	0.22	ug/m3	1		TO-15	Total/NA
4-Isopropyltoluene	0.23	J	1.1	0.21	ug/m3	1		TO-15	Total/NA
Dichlorodifluoromethane - DL	3.0	J	9.9	2.2	ug/m3	4		TO-15	Total/NA
Chloromethane - DL	1.4	J	4.1	0.91	ug/m3	4		TO-15	Total/NA
n-Butane - DL	12	B	4.8	1.0	ug/m3	4		TO-15	Total/NA
Trichlorofluoromethane - DL	1.5	J	4.5	1.3	ug/m3	4		TO-15	Total/NA
Acetone - DL	210		48	11	ug/m3	4		TO-15	Total/NA
Isopropyl alcohol - DL	5.4	J	49	4.7	ug/m3	4		TO-15	Total/NA
n-Hexane - DL	88		2.8	2.8	ug/m3	4		TO-15	Total/NA
Methyl Ethyl Ketone - DL	0.91	J	5.9	0.85	ug/m3	4		TO-15	Total/NA
Benzene - DL	1.2	J	2.6	0.86	ug/m3	4		TO-15	Total/NA
Toluene - DL	88		3.0	1.7	ug/m3	4		TO-15	Total/NA
Tetrachloroethene - DL	5.0	J	5.4	0.90	ug/m3	4		TO-15	Total/NA

Client Sample ID: OA-112320 — Lab Sample ID: 200-56221-3

Analyte	Result	Qualifier	RL	MDL	Unit	Dil Fac	D	Method	Prep Type
Dichlorodifluoromethane	2.5		2.5	0.54	ug/m3	1		TO-15	Total/NA
Freon 22	1.2	J	1.8	0.42	ug/m3	1		TO-15	Total/NA
Chloromethane	1.3		1.0	0.23	ug/m3	1		TO-15	Total/NA
n-Butane	1.6	B	1.2	0.26	ug/m3	1		TO-15	Total/NA
Trichlorofluoromethane	1.5		1.1	0.34	ug/m3	1		TO-15	Total/NA
Freon TF	0.59	J	1.5	0.29	ug/m3	1		TO-15	Total/NA
Acetone	4.6	J	12	2.9	ug/m3	1		TO-15	Total/NA
Methylene Chloride	1.7		1.7	0.94	ug/m3	1		TO-15	Total/NA
n-Hexane	2.4		0.70	0.70	ug/m3	1		TO-15	Total/NA
Carbon tetrachloride	0.50	J	1.3	0.15	ug/m3	1		TO-15	Total/NA
Benzene	0.42	J	0.64	0.21	ug/m3	1		TO-15	Total/NA
Toluene	0.43	J	0.75	0.41	ug/m3	1		TO-15	Total/NA

This Detection Summary does not include radiochemical test results.

Client Sample Results

Client: GHD Services Inc.
Project/Site: GM-Lockport SSOW 256042

Job ID: 200-56221-1

Client Sample ID: 10-IA-1-112320

Lab Sample ID: 200-56221-1

Date Collected: 11/23/20 15:42
Matrix: Air
Date Received: 11/24/20 10:55
Sample Container: Summa Canister 6L

Method: TO-15 - Volatile Organic Compounds in Ambient Air

Analyte	Result	Qualifier	RL	MDL	Unit	D	Prepared	Analyzed	Dil Fac
Dichlorodifluoromethane	**2.3**	**J**	2.5	0.54	ug/m3			12/02/20 15:03	1
Freon 22	**1.3**	**J**	1.8	0.42	ug/m3			12/02/20 15:03	1
1,2-Dichlorotetrafluoroethane	ND		1.4	0.24	ug/m3			12/02/20 15:03	1
Chloromethane	**1.3**		1.0	0.23	ug/m3			12/02/20 15:03	1
n-Butane	**21**	**B**	1.2	0.26	ug/m3			12/02/20 15:03	1
Vinyl chloride	ND		0.51	0.11	ug/m3			12/02/20 15:03	1
1,3-Butadiene	ND		0.44	0.13	ug/m3			12/02/20 15:03	1
Bromomethane	ND		0.78	0.20	ug/m3			12/02/20 15:03	1
Chloroethane	ND		1.3	0.14	ug/m3			12/02/20 15:03	1
Bromoethene(Vinyl Bromide)	ND		0.87	0.23	ug/m3			12/02/20 15:03	1
Trichlorofluoromethane	**1.4**		1.1	0.34	ug/m3			12/02/20 15:03	1
Freon TF	**0.54**	**J**	1.5	0.29	ug/m3			12/02/20 15:03	1
1,1-Dichloroethene	ND		0.79	0.15	ug/m3			12/02/20 15:03	1
Acetone	**250**	**E**	12	2.9	ug/m3			12/02/20 15:03	1
Isopropyl alcohol	**5.8**	**J**	12	1.2	ug/m3			12/02/20 15:03	1
Carbon disulfide	**0.25**	**J**	1.6	0.23	ug/m3			12/02/20 15:03	1
3-Chloropropene	ND		1.6	0.20	ug/m3			12/02/20 15:03	1
Methylene Chloride	ND		1.7	0.94	ug/m3			12/02/20 15:03	1
tert-Butyl alcohol	**0.39**	**J**	15	0.12	ug/m3			12/02/20 15:03	1
Methyl tert-butyl ether	ND		0.72	0.12	ug/m3			12/02/20 15:03	1
trans-1,2-Dichloroethene	ND		0.79	0.17	ug/m3			12/02/20 15:03	1
n-Hexane	**100**		0.70	0.70	ug/m3			12/02/20 15:03	1
1,1-Dichloroethane	ND		0.81	0.17	ug/m3			12/02/20 15:03	1
Methyl Ethyl Ketone	**0.60**	**J**	1.5	0.21	ug/m3			12/02/20 15:03	1
cis-1,2-Dichloroethene	**0.43**	**J**	0.79	0.18	ug/m3			12/02/20 15:03	1
1,2-Dichloroethene, Total	**0.43**	**J**	1.6	0.17	ug/m3			12/02/20 15:03	1
Chloroform	ND		0.98	0.16	ug/m3			12/02/20 15:03	1
Tetrahydrofuran	ND		15	0.19	ug/m3			12/02/20 15:03	1
1,1,1-Trichloroethane	ND		1.1	0.20	ug/m3			12/02/20 15:03	1
Cyclohexane	**0.42**	**J**	0.69	0.16	ug/m3			12/02/20 15:03	1
Carbon tetrachloride	**0.56**	**J**	1.3	0.15	ug/m3			12/02/20 15:03	1
2,2,4-Trimethylpentane	ND		0.93	0.19	ug/m3			12/02/20 15:03	1
Benzene	**1.3**		0.64	0.21	ug/m3			12/02/20 15:03	1
1,2-Dichloroethane	ND		0.81	0.13	ug/m3			12/02/20 15:03	1
n-Heptane	**0.44**	**J**	0.82	0.23	ug/m3			12/02/20 15:03	1
Trichloroethene	**0.66**	**J**	1.1	0.19	ug/m3			12/02/20 15:03	1
Methyl methacrylate	ND		2.0	0.14	ug/m3			12/02/20 15:03	1
1,2-Dichloropropane	ND		0.92	0.15	ug/m3			12/02/20 15:03	1
1,4-Dioxane	ND		18	0.30	ug/m3			12/02/20 15:03	1
Bromodichloromethane	ND		1.3	0.23	ug/m3			12/02/20 15:03	1
cis-1,3-Dichloropropene	ND		0.91	0.15	ug/m3			12/02/20 15:03	1
methyl isobutyl ketone	ND		2.0	0.15	ug/m3			12/02/20 15:03	1
Toluene	**110**		0.75	0.41	ug/m3			12/02/20 15:03	1
trans-1,3-Dichloropropene	ND		0.91	0.18	ug/m3			12/02/20 15:03	1
1,1,2-Trichloroethane	ND		1.1	0.20	ug/m3			12/02/20 15:03	1
Tetrachloroethene	**6.0**		1.4	0.22	ug/m3			12/02/20 15:03	1
Methyl Butyl Ketone (2-Hexanone)	ND		2.0	0.20	ug/m3			12/02/20 15:03	1
Dibromochloromethane	ND		1.7	0.31	ug/m3			12/02/20 15:03	1

Client Sample Results

Client: GHD Services Inc.
Project/Site: GM-Lockport SSOW 256042

Job ID: 200-56221-1

Client Sample ID: 10-IA-1-112320

Lab Sample ID: 200-56221-1

Date Collected: 11/23/20 15:42
Matrix: Air
Date Received: 11/24/20 10:55
Sample Container: Summa Canister 6L

Method: TO-15 - Volatile Organic Compounds in Ambient Air (Continued)

Analyte	Result	Qualifier	RL	MDL	Unit	D	Prepared	Analyzed	Dil Fac
1,2-Dibromoethane	ND		1.5	0.38	ug/m3			12/02/20 15:03	1
Chlorobenzene	ND		0.92	0.26	ug/m3			12/02/20 15:03	1
Ethylbenzene	**0.56**	**J**	0.87	0.27	ug/m3			12/02/20 15:03	1
m,p-Xylene	**1.9**	**J**	2.2	0.43	ug/m3			12/02/20 15:03	1
Xylene, o-	**0.58**	**J**	0.87	0.21	ug/m3			12/02/20 15:03	1
Xylene (total)	**2.5**	**J**	3.0	0.21	ug/m3			12/02/20 15:03	1
Styrene	**0.34**	**J**	0.85	0.17	ug/m3			12/02/20 15:03	1
Bromoform	ND		2.1	0.50	ug/m3			12/02/20 15:03	1
Cumene	ND		0.98	0.17	ug/m3			12/02/20 15:03	1
1,1,2,2-Tetrachloroethane	ND		1.4	0.29	ug/m3			12/02/20 15:03	1
n-Propylbenzene	ND		0.98	0.19	ug/m3			12/02/20 15:03	1
4-Ethyltoluene	ND		0.98	0.20	ug/m3			12/02/20 15:03	1
1,3,5-Trimethylbenzene	ND		0.98	0.19	ug/m3			12/02/20 15:03	1
2-Chlorotoluene	ND		1.0	0.22	ug/m3			12/02/20 15:03	1
tert-Butylbenzene	ND		1.1	0.19	ug/m3			12/02/20 15:03	1
1,2,4-Trimethylbenzene	**0.26**	**J**	0.98	0.22	ug/m3			12/02/20 15:03	1
sec-Butylbenzene	ND		1.1	0.19	ug/m3			12/02/20 15:03	1
4-Isopropyltoluene	ND		1.1	0.21	ug/m3			12/02/20 15:03	1
1,3-Dichlorobenzene	ND		1.2	0.66	ug/m3			12/02/20 15:03	1
1,4-Dichlorobenzene	ND		1.2	0.72	ug/m3			12/02/20 15:03	1
Benzyl chloride	ND		1.0	0.44	ug/m3			12/02/20 15:03	1
n-Butylbenzene	ND		1.1	0.21	ug/m3			12/02/20 15:03	1
1,2-Dichlorobenzene	ND		1.2	0.58	ug/m3			12/02/20 15:03	1
1,2,4-Trichlorobenzene	ND		3.7	1.6	ug/m3			12/02/20 15:03	1
Hexachlorobutadiene	ND		2.1	0.81	ug/m3			12/02/20 15:03	1
Naphthalene	**1.0**	**J**	2.6	0.89	ug/m3			12/02/20 15:03	1

Method: TO-15 - Volatile Organic Compounds in Ambient Air - DL

Analyte	Result	Qualifier	RL	MDL	Unit	D	Prepared	Analyzed	Dil Fac
Dichlorodifluoromethane	**3.0**	**J**	12	2.7	ug/m3			12/03/20 15:38	5
Freon 22	ND		8.8	2.1	ug/m3			12/03/20 15:38	5
1,2-Dichlorotetrafluoroethane	ND		7.0	1.2	ug/m3			12/03/20 15:38	5
Chloromethane	**1.4**	**J**	5.2	1.1	ug/m3			12/03/20 15:38	5
n-Butane	**21**	**B**	5.9	1.3	ug/m3			12/03/20 15:38	5
Vinyl chloride	ND		2.6	0.56	ug/m3			12/03/20 15:38	5
1,3-Butadiene	ND		2.2	0.63	ug/m3			12/03/20 15:38	5
Bromomethane	ND		3.9	0.99	ug/m3			12/03/20 15:38	5
Chloroethane	ND		6.6	0.71	ug/m3			12/03/20 15:38	5
Bromoethene(Vinyl Bromide)	ND		4.4	1.1	ug/m3			12/03/20 15:38	5
Trichlorofluoromethane	ND		5.6	1.7	ug/m3			12/03/20 15:38	5
Freon TF	ND		7.7	1.5	ug/m3			12/03/20 15:38	5
1,1-Dichloroethene	ND		4.0	0.77	ug/m3			12/03/20 15:38	5
Acetone	**240**		59	14	ug/m3			12/03/20 15:38	5
Isopropyl alcohol	ND		61	5.9	ug/m3			12/03/20 15:38	5
Carbon disulfide	ND		7.8	1.2	ug/m3			12/03/20 15:38	5
3-Chloropropene	ND		7.8	1.0	ug/m3			12/03/20 15:38	5
Methylene Chloride	ND		8.7	4.7	ug/m3			12/03/20 15:38	5
tert-Butyl alcohol	ND		76	0.58	ug/m3			12/03/20 15:38	5
Methyl tert-butyl ether	ND		3.6	0.59	ug/m3			12/03/20 15:38	5

Client Sample Results

Client: GHD Services Inc.
Project/Site: GM-Lockport SSOW 256042

Job ID: 200-56221-1

Client Sample ID: 10-IA-1-112320

Lab Sample ID: 200-56221-1

Date Collected: 11/23/20 15:42
Matrix: Air
Date Received: 11/24/20 10:55
Sample Container: Summa Canister 6L

Method: TO-15 - Volatile Organic Compounds in Ambient Air - DL (Continued)

Analyte	Result	Qualifier	RL	MDL	Unit	D	Prepared	Analyzed	Dil Fac
trans-1,2-Dichloroethene	ND		4.0	0.83	ug/m3			12/03/20 15:38	5
n-Hexane	**94**		3.5	3.5	ug/m3			12/03/20 15:38	5
1,1-Dichloroethane	ND		4.0	0.83	ug/m3			12/03/20 15:38	5
Methyl Ethyl Ketone	ND		7.4	1.1	ug/m3			12/03/20 15:38	5
cis-1,2-Dichloroethene	ND		4.0	0.89	ug/m3			12/03/20 15:38	5
1,2-Dichloroethene, Total	ND		7.9	0.83	ug/m3			12/03/20 15:38	5
Chloroform	ND		4.9	0.78	ug/m3			12/03/20 15:38	5
Tetrahydrofuran	ND		74	0.97	ug/m3			12/03/20 15:38	5
1,1,1-Trichloroethane	ND		5.5	0.98	ug/m3			12/03/20 15:38	5
Cyclohexane	ND		3.4	0.79	ug/m3			12/03/20 15:38	5
Carbon tetrachloride	ND		6.3	0.75	ug/m3			12/03/20 15:38	5
2,2,4-Trimethylpentane	ND		4.7	0.96	ug/m3			12/03/20 15:38	5
Benzene	**1.3**	**J**	3.2	1.1	ug/m3			12/03/20 15:38	5
1,2-Dichloroethane	ND		4.0	0.65	ug/m3			12/03/20 15:38	5
n-Heptane	ND		4.1	1.1	ug/m3			12/03/20 15:38	5
Trichloroethene	ND		5.4	0.94	ug/m3			12/03/20 15:38	5
Methyl methacrylate	ND		10	0.68	ug/m3			12/03/20 15:38	5
1,2-Dichloropropane	ND		4.6	0.76	ug/m3			12/03/20 15:38	5
1,4-Dioxane	ND		90	1.5	ug/m3			12/03/20 15:38	5
Bromodichloromethane	ND		6.7	1.2	ug/m3			12/03/20 15:38	5
cis-1,3-Dichloropropene	ND		4.5	0.73	ug/m3			12/03/20 15:38	5
methyl isobutyl ketone	ND		10	0.74	ug/m3			12/03/20 15:38	5
Toluene	**100**		3.8	2.1	ug/m3			12/03/20 15:38	5
trans-1,3-Dichloropropene	ND		4.5	0.89	ug/m3			12/03/20 15:38	5
1,1,2-Trichloroethane	ND		5.5	0.98	ug/m3			12/03/20 15:38	5
Tetrachloroethene	**5.9**	**J**	6.8	1.1	ug/m3			12/03/20 15:38	5
Methyl Butyl Ketone (2-Hexanone)	ND		10	0.98	ug/m3			12/03/20 15:38	5
Dibromochloromethane	ND		8.5	1.5	ug/m3			12/03/20 15:38	5
1,2-Dibromoethane	ND		7.7	1.9	ug/m3			12/03/20 15:38	5
Chlorobenzene	ND		4.6	1.3	ug/m3			12/03/20 15:38	5
Ethylbenzene	ND		4.3	1.4	ug/m3			12/03/20 15:38	5
m,p-Xylene	ND		11	2.2	ug/m3			12/03/20 15:38	5
Xylene, o-	ND		4.3	1.0	ug/m3			12/03/20 15:38	5
Xylene (total)	ND		15	1.0	ug/m3			12/03/20 15:38	5
Styrene	ND		4.3	0.85	ug/m3			12/03/20 15:38	5
Bromoform	ND		10	2.5	ug/m3			12/03/20 15:38	5
Cumene	ND		4.9	0.86	ug/m3			12/03/20 15:38	5
1,1,2,2-Tetrachloroethane	ND		6.9	1.4	ug/m3			12/03/20 15:38	5
n-Propylbenzene	ND		4.9	0.96	ug/m3			12/03/20 15:38	5
4-Ethyltoluene	ND		4.9	1.0	ug/m3			12/03/20 15:38	5
1,3,5-Trimethylbenzene	ND		4.9	0.96	ug/m3			12/03/20 15:38	5
2-Chlorotoluene	ND		5.2	1.1	ug/m3			12/03/20 15:38	5
tert-Butylbenzene	ND		5.5	0.96	ug/m3			12/03/20 15:38	5
1,2,4-Trimethylbenzene	ND		4.9	1.1	ug/m3			12/03/20 15:38	5
sec-Butylbenzene	ND		5.5	0.96	ug/m3			12/03/20 15:38	5
4-Isopropyltoluene	ND		5.5	1.1	ug/m3			12/03/20 15:38	5
1,3-Dichlorobenzene	ND		6.0	3.3	ug/m3			12/03/20 15:38	5
1,4-Dichlorobenzene	ND		6.0	3.6	ug/m3			12/03/20 15:38	5

Client Sample Results

Client: GHD Services Inc.
Project/Site: GM-Lockport SSOW 256042

Job ID: 200-56221-1

Client Sample ID: 10-IA-1-112320

Lab Sample ID: 200-56221-1
Matrix: Air

Date Collected: 11/23/20 15:42
Date Received: 11/24/20 10:55
Sample Container: Summa Canister 6L

Method: TO-15 - Volatile Organic Compounds in Ambient Air - DL (Continued)

Analyte	Result	Qualifier	RL	MDL	Unit	D	Prepared	Analyzed	Dil Fac
Benzyl chloride	ND		5.2	2.2	ug/m3			12/03/20 15:38	5
n-Butylbenzene	ND		5.5	1.1	ug/m3			12/03/20 15:38	5
1,2-Dichlorobenzene	ND		6.0	2.9	ug/m3			12/03/20 15:38	5
1,2,4-Trichlorobenzene	ND		19	8.2	ug/m3			12/03/20 15:38	5
Hexachlorobutadiene	ND		11	4.1	ug/m3			12/03/20 15:38	5
Naphthalene	ND		13	4.5	ug/m3			12/03/20 15:38	5

Client Sample ID: 10-IA-2-112320

Lab Sample ID: 200-56221-2
Matrix: Air

Date Collected: 11/23/20 15:30
Date Received: 11/24/20 10:55
Sample Container: Summa Canister 6L

Method: TO-15 - Volatile Organic Compounds in Ambient Air

Analyte	Result	Qualifier	RL	MDL	Unit	D	Prepared	Analyzed	Dil Fac
Dichlorodifluoromethane	**2.4**	**J**	2.5	0.54	ug/m3			12/02/20 15:59	1
Freon 22	**1.3**	**J**	1.8	0.42	ug/m3			12/02/20 15:59	1
1,2-Dichlorotetrafluoroethane	ND		1.4	0.24	ug/m3			12/02/20 15:59	1
Chloromethane	**1.4**		1.0	0.23	ug/m3			12/02/20 15:59	1
n-Butane	**11**	**B**	1.2	0.26	ug/m3			12/02/20 15:59	1
Vinyl chloride	ND		0.51	0.11	ug/m3			12/02/20 15:59	1
1,3-Butadiene	ND		0.44	0.13	ug/m3			12/02/20 15:59	1
Bromomethane	ND		0.78	0.20	ug/m3			12/02/20 15:59	1
Chloroethane	ND		1.3	0.14	ug/m3			12/02/20 15:59	1
Bromoethene(Vinyl Bromide)	ND		0.87	0.23	ug/m3			12/02/20 15:59	1
Trichlorofluoromethane	**1.4**		1.1	0.34	ug/m3			12/02/20 15:59	1
Freon TF	**0.61**	**J**	1.5	0.29	ug/m3			12/02/20 15:59	1
1,1-Dichloroethene	ND		0.79	0.15	ug/m3			12/02/20 15:59	1
Acetone	**210**	**E**	12	2.9	ug/m3			12/02/20 15:59	1
Isopropyl alcohol	**5.9**	**J**	12	1.2	ug/m3			12/02/20 15:59	1
Carbon disulfide	**0.35**	**J**	1.6	0.23	ug/m3			12/02/20 15:59	1
3-Chloropropene	ND		1.6	0.20	ug/m3			12/02/20 15:59	1
Methylene Chloride	ND		1.7	0.94	ug/m3			12/02/20 15:59	1
tert-Butyl alcohol	**0.45**	**J**	15	0.12	ug/m3			12/02/20 15:59	1
Methyl tert-butyl ether	ND		0.72	0.12	ug/m3			12/02/20 15:59	1
trans-1,2-Dichloroethene	ND		0.79	0.17	ug/m3			12/02/20 15:59	1
n-Hexane	**93**		0.70	0.70	ug/m3			12/02/20 15:59	1
1,1-Dichloroethane	ND		0.81	0.17	ug/m3			12/02/20 15:59	1
Methyl Ethyl Ketone	**1.4**	**J**	1.5	0.21	ug/m3			12/02/20 15:59	1
cis-1,2-Dichloroethene	**0.46**	**J**	0.79	0.18	ug/m3			12/02/20 15:59	1
1,2-Dichloroethene, Total	**0.46**	**J**	1.6	0.17	ug/m3			12/02/20 15:59	1
Chloroform	ND		0.98	0.16	ug/m3			12/02/20 15:59	1
Tetrahydrofuran	ND		15	0.19	ug/m3			12/02/20 15:59	1
1,1,1-Trichloroethane	ND		1.1	0.20	ug/m3			12/02/20 15:59	1
Cyclohexane	**0.48**	**J**	0.69	0.16	ug/m3			12/02/20 15:59	1
Carbon tetrachloride	**0.61**	**J**	1.3	0.15	ug/m3			12/02/20 15:59	1
2,2,4-Trimethylpentane	ND		0.93	0.19	ug/m3			12/02/20 15:59	1
Benzene	**1.2**		0.64	0.21	ug/m3			12/02/20 15:59	1
1,2-Dichloroethane	ND		0.81	0.13	ug/m3			12/02/20 15:59	1
n-Heptane	**0.54**	**J**	0.82	0.23	ug/m3			12/02/20 15:59	1

Client Sample Results

Client: GHD Services Inc.
Project/Site: GM-Lockport SSOW 256042

Job ID: 200-56221-1

Client Sample ID: 10-IA-2-112320

Lab Sample ID: 200-56221-2
Matrix: Air

Date Collected: 11/23/20 15:30
Date Received: 11/24/20 10:55
Sample Container: Summa Canister 6L

Method: TO-15 - Volatile Organic Compounds in Ambient Air (Continued)

Analyte	Result	Qualifier	RL	MDL	Unit	D	Prepared	Analyzed	Dil Fac
Trichloroethene	**0.66**	**J**	1.1	0.19	ug/m3			12/02/20 15:59	1
Methyl methacrylate	ND		2.0	0.14	ug/m3			12/02/20 15:59	1
1,2-Dichloropropane	ND		0.92	0.15	ug/m3			12/02/20 15:59	1
1,4-Dioxane	ND		18	0.30	ug/m3			12/02/20 15:59	1
Bromodichloromethane	ND		1.3	0.23	ug/m3			12/02/20 15:59	1
cis-1,3-Dichloropropene	ND		0.91	0.15	ug/m3			12/02/20 15:59	1
methyl isobutyl ketone	ND		2.0	0.15	ug/m3			12/02/20 15:59	1
Toluene	**98**		0.75	0.41	ug/m3			12/02/20 15:59	1
trans-1,3-Dichloropropene	ND		0.91	0.18	ug/m3			12/02/20 15:59	1
1,1,2-Trichloroethane	ND		1.1	0.20	ug/m3			12/02/20 15:59	1
Tetrachloroethene	**5.5**		1.4	0.22	ug/m3			12/02/20 15:59	1
Methyl Butyl Ketone (2-Hexanone)	ND		2.0	0.20	ug/m3			12/02/20 15:59	1
Dibromochloromethane	ND		1.7	0.31	ug/m3			12/02/20 15:59	1
1,2-Dibromoethane	ND		1.5	0.38	ug/m3			12/02/20 15:59	1
Chlorobenzene	ND		0.92	0.26	ug/m3			12/02/20 15:59	1
Ethylbenzene	**0.47**	**J**	0.87	0.27	ug/m3			12/02/20 15:59	1
m,p-Xylene	**1.6**	**J**	2.2	0.43	ug/m3			12/02/20 15:59	1
Xylene, o-	**0.51**	**J**	0.87	0.21	ug/m3			12/02/20 15:59	1
Xylene (total)	**2.1**	**J**	3.0	0.21	ug/m3			12/02/20 15:59	1
Styrene	**0.31**	**J**	0.85	0.17	ug/m3			12/02/20 15:59	1
Bromoform	ND		2.1	0.50	ug/m3			12/02/20 15:59	1
Cumene	ND		0.98	0.17	ug/m3			12/02/20 15:59	1
1,1,2,2-Tetrachloroethane	ND		1.4	0.29	ug/m3			12/02/20 15:59	1
n-Propylbenzene	ND		0.98	0.19	ug/m3			12/02/20 15:59	1
4-Ethyltoluene	ND		0.98	0.20	ug/m3			12/02/20 15:59	1
1,3,5-Trimethylbenzene	ND		0.98	0.19	ug/m3			12/02/20 15:59	1
2-Chlorotoluene	ND		1.0	0.22	ug/m3			12/02/20 15:59	1
tert-Butylbenzene	ND		1.1	0.19	ug/m3			12/02/20 15:59	1
1,2,4-Trimethylbenzene	**0.88**	**J**	0.98	0.22	ug/m3			12/02/20 15:59	1
sec-Butylbenzene	ND		1.1	0.19	ug/m3			12/02/20 15:59	1
4-Isopropyltoluene	**0.23**	**J**	1.1	0.21	ug/m3			12/02/20 15:59	1
1,3-Dichlorobenzene	ND		1.2	0.66	ug/m3			12/02/20 15:59	1
1,4-Dichlorobenzene	ND		1.2	0.72	ug/m3			12/02/20 15:59	1
Benzyl chloride	ND		1.0	0.44	ug/m3			12/02/20 15:59	1
n-Butylbenzene	ND		1.1	0.21	ug/m3			12/02/20 15:59	1
1,2-Dichlorobenzene	ND		1.2	0.58	ug/m3			12/02/20 15:59	1
1,2,4-Trichlorobenzene	ND		3.7	1.6	ug/m3			12/02/20 15:59	1
Hexachlorobutadiene	ND		2.1	0.81	ug/m3			12/02/20 15:59	1
Naphthalene	ND		2.6	0.89	ug/m3			12/02/20 15:59	1

Method: TO-15 - Volatile Organic Compounds in Ambient Air - DL

Analyte	Result	Qualifier	RL	MDL	Unit	D	Prepared	Analyzed	Dil Fac
Dichlorodifluoromethane	**3.0**	**J**	9.9	2.2	ug/m3			12/03/20 16:31	4
Freon 22	ND		7.1	1.7	ug/m3			12/03/20 16:31	4
1,2-Dichlorotetrafluoroethane	ND		5.6	0.98	ug/m3			12/03/20 16:31	4
Chloromethane	**1.4**	**J**	4.1	0.91	ug/m3			12/03/20 16:31	4
n-Butane	**12**	**B**	4.8	1.0	ug/m3			12/03/20 16:31	4
Vinyl chloride	ND		2.0	0.45	ug/m3			12/03/20 16:31	4
1,3-Butadiene	ND		1.8	0.50	ug/m3			12/03/20 16:31	4

Client Sample Results

Client: GHD Services Inc.
Project/Site: GM-Lockport SSOW 256042

Job ID: 200-56221-1

Client Sample ID: 10-IA-2-112320

Lab Sample ID: 200-56221-2

Date Collected: 11/23/20 15:30
Date Received: 11/24/20 10:55
Sample Container: Summa Canister 6L

Matrix: Air

Method: TO-15 - Volatile Organic Compounds in Ambient Air - DL (Continued)

Analyte	Result	Qualifier	RL	MDL	Unit	D	Prepared	Analyzed	Dil Fac
Bromomethane	ND		3.1	0.79	ug/m3			12/03/20 16:31	4
Chloroethane	ND		5.3	0.57	ug/m3			12/03/20 16:31	4
Bromoethene(Vinyl Bromide)	ND		3.5	0.91	ug/m3			12/03/20 16:31	4
Trichlorofluoromethane	**1.5**	**J**	4.5	1.3	ug/m3			12/03/20 16:31	4
Freon TF	ND		6.1	1.2	ug/m3			12/03/20 16:31	4
1,1-Dichloroethene	ND		3.2	0.62	ug/m3			12/03/20 16:31	4
Acetone	**210**		48	11	ug/m3			12/03/20 16:31	4
Isopropyl alcohol	**5.4**	**J**	49	4.7	ug/m3			12/03/20 16:31	4
Carbon disulfide	ND		6.2	0.92	ug/m3			12/03/20 16:31	4
3-Chloropropene	ND		6.3	0.80	ug/m3			12/03/20 16:31	4
Methylene Chloride	ND		6.9	3.8	ug/m3			12/03/20 16:31	4
tert-Butyl alcohol	ND		61	0.46	ug/m3			12/03/20 16:31	4
Methyl tert-butyl ether	ND		2.9	0.48	ug/m3			12/03/20 16:31	4
trans-1,2-Dichloroethene	ND		3.2	0.67	ug/m3			12/03/20 16:31	4
n-Hexane	**88**		2.8	2.8	ug/m3			12/03/20 16:31	4
1,1-Dichloroethane	ND		3.2	0.66	ug/m3			12/03/20 16:31	4
Methyl Ethyl Ketone	**0.91**	**J**	5.9	0.85	ug/m3			12/03/20 16:31	4
cis-1,2-Dichloroethene	ND		3.2	0.71	ug/m3			12/03/20 16:31	4
1,2-Dichloroethene, Total	ND		6.3	0.67	ug/m3			12/03/20 16:31	4
Chloroform	ND		3.9	0.62	ug/m3			12/03/20 16:31	4
Tetrahydrofuran	ND		59	0.78	ug/m3			12/03/20 16:31	4
1,1,1-Trichloroethane	ND		4.4	0.79	ug/m3			12/03/20 16:31	4
Cyclohexane	ND		2.8	0.63	ug/m3			12/03/20 16:31	4
Carbon tetrachloride	ND		5.0	0.60	ug/m3			12/03/20 16:31	4
2,2,4-Trimethylpentane	ND		3.7	0.77	ug/m3			12/03/20 16:31	4
Benzene	**1.2**	**J**	2.6	0.86	ug/m3			12/03/20 16:31	4
1,2-Dichloroethane	ND		3.2	0.52	ug/m3			12/03/20 16:31	4
n-Heptane	ND		3.3	0.92	ug/m3			12/03/20 16:31	4
Trichloroethene	ND		4.3	0.75	ug/m3			12/03/20 16:31	4
Methyl methacrylate	ND		8.2	0.54	ug/m3			12/03/20 16:31	4
1,2-Dichloropropane	ND		3.7	0.61	ug/m3			12/03/20 16:31	4
1,4-Dioxane	ND		72	1.2	ug/m3			12/03/20 16:31	4
Bromodichloromethane	ND		5.4	0.94	ug/m3			12/03/20 16:31	4
cis-1,3-Dichloropropene	ND		3.6	0.58	ug/m3			12/03/20 16:31	4
methyl isobutyl ketone	ND		8.2	0.59	ug/m3			12/03/20 16:31	4
Toluene	**88**		3.0	1.7	ug/m3			12/03/20 16:31	4
trans-1,3-Dichloropropene	ND		3.6	0.71	ug/m3			12/03/20 16:31	4
1,1,2-Trichloroethane	ND		4.4	0.79	ug/m3			12/03/20 16:31	4
Tetrachloroethene	**5.0**	**J**	5.4	0.90	ug/m3			12/03/20 16:31	4
Methyl Butyl Ketone (2-Hexanone)	ND		8.2	0.79	ug/m3			12/03/20 16:31	4
Dibromochloromethane	ND		6.8	1.2	ug/m3			12/03/20 16:31	4
1,2-Dibromoethane	ND		6.1	1.5	ug/m3			12/03/20 16:31	4
Chlorobenzene	ND		3.7	1.0	ug/m3			12/03/20 16:31	4
Ethylbenzene	ND		3.5	1.1	ug/m3			12/03/20 16:31	4
m,p-Xylene	ND		8.7	1.7	ug/m3			12/03/20 16:31	4
Xylene, o-	ND		3.5	0.83	ug/m3			12/03/20 16:31	4
Xylene (total)	ND		12	0.83	ug/m3			12/03/20 16:31	4
Styrene	ND		3.4	0.68	ug/m3			12/03/20 16:31	4

Client Sample ID: 10-IA-2-112320

Lab Sample ID: 200-56221-2

Date Collected: 11/23/20 15:30
Matrix: Air
Date Received: 11/24/20 10:55
Sample Container: Summa Canister 6L

Method: TO-15 - Volatile Organic Compounds in Ambient Air - DL (Continued)

Analyte	Result	Qualifier	RL	MDL	Unit	D	Prepared	Analyzed	Dil Fac
Bromoform	ND		8.3	2.0	ug/m3			12/03/20 16:31	4
Cumene	ND		3.9	0.69	ug/m3			12/03/20 16:31	4
1,1,2,2-Tetrachloroethane	ND		5.5	1.2	ug/m3			12/03/20 16:31	4
n-Propylbenzene	ND		3.9	0.77	ug/m3			12/03/20 16:31	4
4-Ethyltoluene	ND		3.9	0.81	ug/m3			12/03/20 16:31	4
1,3,5-Trimethylbenzene	ND		3.9	0.77	ug/m3			12/03/20 16:31	4
2-Chlorotoluene	ND		4.1	0.87	ug/m3			12/03/20 16:31	4
tert-Butylbenzene	ND		4.4	0.77	ug/m3			12/03/20 16:31	4
1,2,4-Trimethylbenzene	ND		3.9	0.87	ug/m3			12/03/20 16:31	4
sec-Butylbenzene	ND		4.4	0.77	ug/m3			12/03/20 16:31	4
4-Isopropyltoluene	ND		4.4	0.86	ug/m3			12/03/20 16:31	4
1,3-Dichlorobenzene	ND		4.8	2.6	ug/m3			12/03/20 16:31	4
1,4-Dichlorobenzene	ND		4.8	2.9	ug/m3			12/03/20 16:31	4
Benzyl chloride	ND		4.1	1.8	ug/m3			12/03/20 16:31	4
n-Butylbenzene	ND		4.4	0.86	ug/m3			12/03/20 16:31	4
1,2-Dichlorobenzene	ND		4.8	2.3	ug/m3			12/03/20 16:31	4
1,2,4-Trichlorobenzene	ND		15	6.5	ug/m3			12/03/20 16:31	4
Hexachlorobutadiene	ND		8.5	3.2	ug/m3			12/03/20 16:31	4
Naphthalene	ND		10	3.6	ug/m3			12/03/20 16:31	4

Client Sample ID: OA-112320

Lab Sample ID: 200-56221-3

Date Collected: 11/23/20 14:46
Matrix: Air
Date Received: 11/24/20 10:55
Sample Container: Summa Canister 6L

Method: TO-15 - Volatile Organic Compounds in Ambient Air

Analyte	Result	Qualifier	RL	MDL	Unit	D	Prepared	Analyzed	Dil Fac
Dichlorodifluoromethane	**2.5**		2.5	0.54	ug/m3			12/02/20 16:54	1
Freon 22	**1.2**	**J**	1.8	0.42	ug/m3			12/02/20 16:54	1
1,2-Dichlorotetrafluoroethane	ND		1.4	0.24	ug/m3			12/02/20 16:54	1
Chloromethane	**1.3**		1.0	0.23	ug/m3			12/02/20 16:54	1
n-Butane	**1.6**	**B**	1.2	0.26	ug/m3			12/02/20 16:54	1
Vinyl chloride	ND		0.51	0.11	ug/m3			12/02/20 16:54	1
1,3-Butadiene	ND		0.44	0.13	ug/m3			12/02/20 16:54	1
Bromomethane	ND		0.78	0.20	ug/m3			12/02/20 16:54	1
Chloroethane	ND		1.3	0.14	ug/m3			12/02/20 16:54	1
Bromoethene(Vinyl Bromide)	ND		0.87	0.23	ug/m3			12/02/20 16:54	1
Trichlorofluoromethane	**1.5**		1.1	0.34	ug/m3			12/02/20 16:54	1
Freon TF	**0.59**	**J**	1.5	0.29	ug/m3			12/02/20 16:54	1
1,1-Dichloroethene	ND		0.79	0.15	ug/m3			12/02/20 16:54	1
Acetone	**4.6**	**J**	12	2.9	ug/m3			12/02/20 16:54	1
Isopropyl alcohol	ND		12	1.2	ug/m3			12/02/20 16:54	1
Carbon disulfide	ND		1.6	0.23	ug/m3			12/02/20 16:54	1
3-Chloropropene	ND		1.6	0.20	ug/m3			12/02/20 16:54	1
Methylene Chloride	**1.7**		1.7	0.94	ug/m3			12/02/20 16:54	1
tert-Butyl alcohol	ND		15	0.12	ug/m3			12/02/20 16:54	1
Methyl tert-butyl ether	ND		0.72	0.12	ug/m3			12/02/20 16:54	1
trans-1,2-Dichloroethene	ND		0.79	0.17	ug/m3			12/02/20 16:54	1
n-Hexane	**2.4**		0.70	0.70	ug/m3			12/02/20 16:54	1

Client Sample Results

Client: GHD Services Inc.
Project/Site: GM-Lockport SSOW 256042

Job ID: 200-56221-1

Client Sample ID: OA-112320

Lab Sample ID: 200-56221-3

Date Collected: 11/23/20 14:46
Date Received: 11/24/20 10:55
Sample Container: Summa Canister 6L

Matrix: Air

Method: TO-15 - Volatile Organic Compounds in Ambient Air (Continued)

Analyte	Result	Qualifier	RL	MDL	Unit	D	Prepared	Analyzed	Dil Fac
1,1-Dichloroethane	ND		0.81	0.17	ug/m3			12/02/20 16:54	1
Methyl Ethyl Ketone	ND		1.5	0.21	ug/m3			12/02/20 16:54	1
cis-1,2-Dichloroethene	ND		0.79	0.18	ug/m3			12/02/20 16:54	1
1,2-Dichloroethene, Total	ND		1.6	0.17	ug/m3			12/02/20 16:54	1
Chloroform	ND		0.98	0.16	ug/m3			12/02/20 16:54	1
Tetrahydrofuran	ND		15	0.19	ug/m3			12/02/20 16:54	1
1,1,1-Trichloroethane	ND		1.1	0.20	ug/m3			12/02/20 16:54	1
Cyclohexane	ND		0.69	0.16	ug/m3			12/02/20 16:54	1
Carbon tetrachloride	**0.50**	**J**	1.3	0.15	ug/m3			12/02/20 16:54	1
2,2,4-Trimethylpentane	ND		0.93	0.19	ug/m3			12/02/20 16:54	1
Benzene	**0.42**	**J**	0.64	0.21	ug/m3			12/02/20 16:54	1
1,2-Dichloroethane	ND		0.81	0.13	ug/m3			12/02/20 16:54	1
n-Heptane	ND		0.82	0.23	ug/m3			12/02/20 16:54	1
Trichloroethene	ND		1.1	0.19	ug/m3			12/02/20 16:54	1
Methyl methacrylate	ND		2.0	0.14	ug/m3			12/02/20 16:54	1
1,2-Dichloropropane	ND		0.92	0.15	ug/m3			12/02/20 16:54	1
1,4-Dioxane	ND		18	0.30	ug/m3			12/02/20 16:54	1
Bromodichloromethane	ND		1.3	0.23	ug/m3			12/02/20 16:54	1
cis-1,3-Dichloropropene	ND		0.91	0.15	ug/m3			12/02/20 16:54	1
methyl isobutyl ketone	ND		2.0	0.15	ug/m3			12/02/20 16:54	1
Toluene	**0.43**	**J**	0.75	0.41	ug/m3			12/02/20 16:54	1
trans-1,3-Dichloropropene	ND		0.91	0.18	ug/m3			12/02/20 16:54	1
1,1,2-Trichloroethane	ND		1.1	0.20	ug/m3			12/02/20 16:54	1
Tetrachloroethene	ND		1.4	0.22	ug/m3			12/02/20 16:54	1
Methyl Butyl Ketone (2-Hexanone)	ND		2.0	0.20	ug/m3			12/02/20 16:54	1
Dibromochloromethane	ND		1.7	0.31	ug/m3			12/02/20 16:54	1
1,2-Dibromoethane	ND		1.5	0.38	ug/m3			12/02/20 16:54	1
Chlorobenzene	ND		0.92	0.26	ug/m3			12/02/20 16:54	1
Ethylbenzene	ND		0.87	0.27	ug/m3			12/02/20 16:54	1
m,p-Xylene	ND		2.2	0.43	ug/m3			12/02/20 16:54	1
Xylene, o-	ND		0.87	0.21	ug/m3			12/02/20 16:54	1
Xylene (total)	ND		3.0	0.21	ug/m3			12/02/20 16:54	1
Styrene	ND		0.85	0.17	ug/m3			12/02/20 16:54	1
Bromoform	ND		2.1	0.50	ug/m3			12/02/20 16:54	1
Cumene	ND		0.98	0.17	ug/m3			12/02/20 16:54	1
1,1,2,2-Tetrachloroethane	ND		1.4	0.29	ug/m3			12/02/20 16:54	1
n-Propylbenzene	ND		0.98	0.19	ug/m3			12/02/20 16:54	1
4-Ethyltoluene	ND		0.98	0.20	ug/m3			12/02/20 16:54	1
1,3,5-Trimethylbenzene	ND		0.98	0.19	ug/m3			12/02/20 16:54	1
2-Chlorotoluene	ND		1.0	0.22	ug/m3			12/02/20 16:54	1
tert-Butylbenzene	ND		1.1	0.19	ug/m3			12/02/20 16:54	1
1,2,4-Trimethylbenzene	ND		0.98	0.22	ug/m3			12/02/20 16:54	1
sec-Butylbenzene	ND		1.1	0.19	ug/m3			12/02/20 16:54	1
4-Isopropyltoluene	ND		1.1	0.21	ug/m3			12/02/20 16:54	1
1,3-Dichlorobenzene	ND		1.2	0.66	ug/m3			12/02/20 16:54	1
1,4-Dichlorobenzene	ND		1.2	0.72	ug/m3			12/02/20 16:54	1
Benzyl chloride	ND		1.0	0.44	ug/m3			12/02/20 16:54	1
n-Butylbenzene	ND		1.1	0.21	ug/m3			12/02/20 16:54	1

Client Sample Results

Client: GHD Services Inc.
Project/Site: GM-Lockport SSOW 256042

Job ID: 200-56221-1

Client Sample ID: OA-112320

Lab Sample ID: 200-56221-3

Date Collected: 11/23/20 14:46
Matrix: Air
Date Received: 11/24/20 10:55
Sample Container: Summa Canister 6L

Method: TO-15 - Volatile Organic Compounds in Ambient Air (Continued)

Analyte	Result	Qualifier	RL	MDL	Unit	D	Prepared	Analyzed	Dil Fac
1,2-Dichlorobenzene	ND		1.2	0.58	ug/m3			12/02/20 16:54	1
1,2,4-Trichlorobenzene	ND		3.7	1.6	ug/m3			12/02/20 16:54	1
Hexachlorobutadiene	ND		2.1	0.81	ug/m3			12/02/20 16:54	1
Naphthalene	ND		2.6	0.89	ug/m3			12/02/20 16:54	1

QC Sample Results

Client: GHD Services Inc.
Project/Site: GM-Lockport SSOW 256042

Job ID: 200-56221-1

Method: TO-15 - Volatile Organic Compounds in Ambient Air

Lab Sample ID: MB 200-161660/5
Matrix: Air
Analysis Batch: 161660

Client Sample ID: Method Blank
Prep Type: Total/NA

Analyte	MB Result	MB Qualifier	RL	MDL	Unit	D	Prepared	Analyzed	Dil Fac
Dichlorodifluoromethane	ND		2.5	0.54	ug/m3			12/02/20 12:57	1
Freon 22	ND		1.8	0.42	ug/m3			12/02/20 12:57	1
1,2-Dichlorotetrafluoroethane	ND		1.4	0.24	ug/m3			12/02/20 12:57	1
Chloromethane	ND		1.0	0.23	ug/m3			12/02/20 12:57	1
n-Butane	0.426	J	1.2	0.26	ug/m3			12/02/20 12:57	1
Vinyl chloride	ND		0.51	0.11	ug/m3			12/02/20 12:57	1
1,3-Butadiene	ND		0.44	0.13	ug/m3			12/02/20 12:57	1
Bromomethane	ND		0.78	0.20	ug/m3			12/02/20 12:57	1
Chloroethane	ND		1.3	0.14	ug/m3			12/02/20 12:57	1
Bromoethene(Vinyl Bromide)	ND		0.87	0.23	ug/m3			12/02/20 12:57	1
Trichlorofluoromethane	ND		1.1	0.34	ug/m3			12/02/20 12:57	1
Freon TF	ND		1.5	0.29	ug/m3			12/02/20 12:57	1
1,1-Dichloroethene	ND		0.79	0.15	ug/m3			12/02/20 12:57	1
Acetone	ND		12	2.9	ug/m3			12/02/20 12:57	1
Isopropyl alcohol	ND		12	1.2	ug/m3			12/02/20 12:57	1
Carbon disulfide	ND		1.6	0.23	ug/m3			12/02/20 12:57	1
3-Chloropropene	ND		1.6	0.20	ug/m3			12/02/20 12:57	1
Methylene Chloride	ND		1.7	0.94	ug/m3			12/02/20 12:57	1
tert-Butyl alcohol	ND		15	0.12	ug/m3			12/02/20 12:57	1
Methyl tert-butyl ether	ND		0.72	0.12	ug/m3			12/02/20 12:57	1
trans-1,2-Dichloroethene	ND		0.79	0.17	ug/m3			12/02/20 12:57	1
n-Hexane	ND		0.70	0.70	ug/m3			12/02/20 12:57	1
1,1-Dichloroethane	ND		0.81	0.17	ug/m3			12/02/20 12:57	1
Methyl Ethyl Ketone	ND		1.5	0.21	ug/m3			12/02/20 12:57	1
cis-1,2-Dichloroethene	ND		0.79	0.18	ug/m3			12/02/20 12:57	1
1,2-Dichloroethene, Total	ND		1.6	0.17	ug/m3			12/02/20 12:57	1
Chloroform	ND		0.98	0.16	ug/m3			12/02/20 12:57	1
Tetrahydrofuran	ND		15	0.19	ug/m3			12/02/20 12:57	1
1,1,1-Trichloroethane	ND		1.1	0.20	ug/m3			12/02/20 12:57	1
Cyclohexane	ND		0.69	0.16	ug/m3			12/02/20 12:57	1
Carbon tetrachloride	ND		1.3	0.15	ug/m3			12/02/20 12:57	1
2,2,4-Trimethylpentane	ND		0.93	0.19	ug/m3			12/02/20 12:57	1
Benzene	ND		0.64	0.21	ug/m3			12/02/20 12:57	1
1,2-Dichloroethane	ND		0.81	0.13	ug/m3			12/02/20 12:57	1
n-Heptane	ND		0.82	0.23	ug/m3			12/02/20 12:57	1
Trichloroethene	ND		1.1	0.19	ug/m3			12/02/20 12:57	1
Methyl methacrylate	ND		2.0	0.14	ug/m3			12/02/20 12:57	1
1,2-Dichloropropane	ND		0.92	0.15	ug/m3			12/02/20 12:57	1
1,4-Dioxane	ND		18	0.30	ug/m3			12/02/20 12:57	1
Bromodichloromethane	ND		1.3	0.23	ug/m3			12/02/20 12:57	1
cis-1,3-Dichloropropene	ND		0.91	0.15	ug/m3			12/02/20 12:57	1
methyl isobutyl ketone	ND		2.0	0.15	ug/m3			12/02/20 12:57	1
Toluene	ND		0.75	0.41	ug/m3			12/02/20 12:57	1
trans-1,3-Dichloropropene	ND		0.91	0.18	ug/m3			12/02/20 12:57	1
1,1,2-Trichloroethane	ND		1.1	0.20	ug/m3			12/02/20 12:57	1
Tetrachloroethene	ND		1.4	0.22	ug/m3			12/02/20 12:57	1
Methyl Butyl Ketone (2-Hexanone)	ND		2.0	0.20	ug/m3			12/02/20 12:57	1
Dibromochloromethane	ND		1.7	0.31	ug/m3			12/02/20 12:57	1

Method: TO-15 - Volatile Organic Compounds in Ambient Air (Continued)

Lab Sample ID: MB 200-161660/5
Matrix: Air
Analysis Batch: 161660

Client Sample ID: Method Blank
Prep Type: Total/NA

Analyte	MB Result	MB Qualifier	RL	MDL	Unit	D	Prepared	Analyzed	Dil Fac
1,2-Dibromoethane	ND		1.5	0.38	ug/m3			12/02/20 12:57	1
Chlorobenzene	ND		0.92	0.26	ug/m3			12/02/20 12:57	1
Ethylbenzene	ND		0.87	0.27	ug/m3			12/02/20 12:57	1
m,p-Xylene	ND		2.2	0.43	ug/m3			12/02/20 12:57	1
Xylene, o-	ND		0.87	0.21	ug/m3			12/02/20 12:57	1
Xylene (total)	ND		3.0	0.21	ug/m3			12/02/20 12:57	1
Styrene	ND		0.85	0.17	ug/m3			12/02/20 12:57	1
Bromoform	ND		2.1	0.50	ug/m3			12/02/20 12:57	1
Cumene	ND		0.98	0.17	ug/m3			12/02/20 12:57	1
1,1,2,2-Tetrachloroethane	ND		1.4	0.29	ug/m3			12/02/20 12:57	1
n-Propylbenzene	ND		0.98	0.19	ug/m3			12/02/20 12:57	1
4-Ethyltoluene	ND		0.98	0.20	ug/m3			12/02/20 12:57	1
1,3,5-Trimethylbenzene	ND		0.98	0.19	ug/m3			12/02/20 12:57	1
2-Chlorotoluene	ND		1.0	0.22	ug/m3			12/02/20 12:57	1
tert-Butylbenzene	ND		1.1	0.19	ug/m3			12/02/20 12:57	1
1,2,4-Trimethylbenzene	ND		0.98	0.22	ug/m3			12/02/20 12:57	1
sec-Butylbenzene	ND		1.1	0.19	ug/m3			12/02/20 12:57	1
4-Isopropyltoluene	ND		1.1	0.21	ug/m3			12/02/20 12:57	1
1,3-Dichlorobenzene	ND		1.2	0.66	ug/m3			12/02/20 12:57	1
1,4-Dichlorobenzene	ND		1.2	0.72	ug/m3			12/02/20 12:57	1
Benzyl chloride	ND		1.0	0.44	ug/m3			12/02/20 12:57	1
n-Butylbenzene	ND		1.1	0.21	ug/m3			12/02/20 12:57	1
1,2-Dichlorobenzene	ND		1.2	0.58	ug/m3			12/02/20 12:57	1
1,2,4-Trichlorobenzene	ND		3.7	1.6	ug/m3			12/02/20 12:57	1
Hexachlorobutadiene	ND		2.1	0.81	ug/m3			12/02/20 12:57	1
Naphthalene	ND		2.6	0.89	ug/m3			12/02/20 12:57	1

Lab Sample ID: LCS 200-161660/4
Matrix: Air
Analysis Batch: 161660

Client Sample ID: Lab Control Sample
Prep Type: Total/NA

Analyte	Spike Added	LCS Result	LCS Qualifier	Unit	D	%Rec	%Rec. Limits
Dichlorodifluoromethane	52.3	59.7		ug/m3		114	61 - 142
Freon 22	37.4	46.2		ug/m3		124	60 - 147
1,2-Dichlorotetrafluoroethane	74.0	88.3		ug/m3		119	71 - 141
Chloromethane	20.5	27.4		ug/m3		133	56 - 141
n-Butane	24.5	33.2		ug/m3		136	53 - 151
Vinyl chloride	25.5	33.8		ug/m3		132	61 - 135
1,3-Butadiene	21.5	29.2		ug/m3		136	58 - 139
Bromomethane	40.4	47.3		ug/m3		117	72 - 124
Chloroethane	27.9	32.5		ug/m3		117	68 - 130
Bromoethene(Vinyl Bromide)	44.0	52.6		ug/m3		120	75 - 125
Trichlorofluoromethane	58.5	72.7		ug/m3		124	70 - 129
Freon TF	81.8	90.3		ug/m3		110	70 - 121
1,1-Dichloroethene	40.4	43.8		ug/m3		108	68 - 120
Acetone	24.8	30.1		ug/m3		121	54 - 154
Isopropyl alcohol	25.0	30.9		ug/m3		124	53 - 142
Carbon disulfide	32.3	36.0		ug/m3		111	71 - 138
3-Chloropropene	33.6	39.6		ug/m3		118	50 - 150

Method: TO-15 - Volatile Organic Compounds in Ambient Air (Continued)

Lab Sample ID: LCS 200-161660/4
Matrix: Air
Analysis Batch: 161660

Client Sample ID: Lab Control Sample
Prep Type: Total/NA

Analyte	Spike Added	LCS Result	LCS Qualifier	Unit	D	%Rec	%Rec. Limits
Methylene Chloride	35.6	42.3		ug/m3		119	59 - 137
tert-Butyl alcohol	32.7	40.3		ug/m3		123	66 - 132
Methyl tert-butyl ether	38.1	43.3		ug/m3		114	70 - 127
trans-1,2-Dichloroethene	40.9	46.4		ug/m3		113	69 - 137
n-Hexane	36.9	41.2		ug/m3		112	63 - 138
1,1-Dichloroethane	41.6	45.8		ug/m3		110	66 - 130
Methyl Ethyl Ketone	30.5	33.3		ug/m3		109	72 - 124
cis-1,2-Dichloroethene	41.1	41.2		ug/m3		100	72 - 121
Chloroform	50.4	57.1		ug/m3		113	73 - 124
Tetrahydrofuran	28.9	33.4		ug/m3		116	60 - 149
1,1,1-Trichloroethane	56.3	66.8		ug/m3		119	72 - 127
Cyclohexane	35.2	38.0		ug/m3		108	76 - 124
Carbon tetrachloride	63.2	75.9		ug/m3		120	71 - 133
2,2,4-Trimethylpentane	47.4	54.2		ug/m3		114	68 - 131
Benzene	33.2	35.8		ug/m3		108	73 - 119
1,2-Dichloroethane	42.3	50.4		ug/m3		119	68 - 135
n-Heptane	42.2	47.8		ug/m3		113	60 - 142
Trichloroethene	55.3	63.4		ug/m3		115	73 - 122
Methyl methacrylate	41.8	46.7		ug/m3		112	73 - 129
1,2-Dichloropropane	47.8	54.2		ug/m3		113	69 - 128
1,4-Dioxane	37.1	47.3		ug/m3		128	66 - 129
Bromodichloromethane	68.9	85.5		ug/m3		124	75 - 127
cis-1,3-Dichloropropene	45.1	53.4		ug/m3		118	74 - 125
methyl isobutyl ketone	41.7	49.2		ug/m3		118	58 - 144
Toluene	38.4	42.3		ug/m3		110	75 - 122
trans-1,3-Dichloropropene	44.7	53.0		ug/m3		119	74 - 128
1,1,2-Trichloroethane	57.2	63.8		ug/m3		111	75 - 126
Tetrachloroethene	71.0	75.6		ug/m3		106	70 - 125
Methyl Butyl Ketone (2-Hexanone)	41.4	44.6		ug/m3		108	57 - 143
Dibromochloromethane	90.3	94.6		ug/m3		105	73 - 125
1,2-Dibromoethane	81.9	89.4		ug/m3		109	78 - 122
Chlorobenzene	48.3	52.1		ug/m3		108	76 - 119
Ethylbenzene	44.4	49.9		ug/m3		112	74 - 122
m,p-Xylene	86.8	96.6		ug/m3		111	76 - 121
Xylene, o-	45.0	47.2		ug/m3		105	73 - 123
Styrene	43.8	47.1		ug/m3		108	74 - 125
Bromoform	106	113		ug/m3		106	53 - 149
Cumene	51.4	55.2		ug/m3		107	73 - 123
1,1,2,2-Tetrachloroethane	71.0	75.1		ug/m3		106	74 - 126
n-Propylbenzene	50.9	56.2		ug/m3		110	73 - 127
4-Ethyltoluene	50.4	55.2		ug/m3		109	75 - 129
1,3,5-Trimethylbenzene	51.6	55.0		ug/m3		107	72 - 126
2-Chlorotoluene	54.0	59.4		ug/m3		110	74 - 126
tert-Butylbenzene	57.1	61.2		ug/m3		107	71 - 125
1,2,4-Trimethylbenzene	51.3	54.8		ug/m3		107	71 - 129
sec-Butylbenzene	57.4	62.2		ug/m3		108	70 - 128
4-Isopropyltoluene	57.6	62.0		ug/m3		108	68 - 130
1,3-Dichlorobenzene	61.1	70.3		ug/m3		115	69 - 131

Method: TO-15 - Volatile Organic Compounds in Ambient Air (Continued)

Lab Sample ID: LCS 200-161660/4
Matrix: Air
Analysis Batch: 161660

Client Sample ID: Lab Control Sample
Prep Type: Total/NA

Analyte	Spike Added	LCS Result	LCS Qualifier	Unit	D	%Rec	%Rec. Limits
1,4-Dichlorobenzene	62.5	68.9		ug/m3		110	67 - 132
Benzyl chloride	52.6	60.0		ug/m3		114	60 - 136
n-Butylbenzene	57.7	64.0		ug/m3		111	65 - 137
1,2-Dichlorobenzene	64.7	69.2		ug/m3		107	68 - 129
1,2,4-Trichlorobenzene	81.5	86.4		ug/m3		106	50 - 150
Hexachlorobutadiene	116	117		ug/m3		102	58 - 130
Naphthalene	55.0	52.9		ug/m3		96	50 - 150

Lab Sample ID: MB 200-161695/6
Matrix: Air
Analysis Batch: 161695

Client Sample ID: Method Blank
Prep Type: Total/NA

Analyte	MB Result	MB Qualifier	RL	MDL	Unit	D	Prepared	Analyzed	Dil Fac
Dichlorodifluoromethane	ND		2.5	0.54	ug/m3			12/03/20 13:51	1
Freon 22	ND		1.8	0.42	ug/m3			12/03/20 13:51	1
1,2-Dichlorotetrafluoroethane	ND		1.4	0.24	ug/m3			12/03/20 13:51	1
Chloromethane	ND		1.0	0.23	ug/m3			12/03/20 13:51	1
n-Butane	0.482	J	1.2	0.26	ug/m3			12/03/20 13:51	1
Vinyl chloride	ND		0.51	0.11	ug/m3			12/03/20 13:51	1
1,3-Butadiene	ND		0.44	0.13	ug/m3			12/03/20 13:51	1
Bromomethane	ND		0.78	0.20	ug/m3			12/03/20 13:51	1
Chloroethane	ND		1.3	0.14	ug/m3			12/03/20 13:51	1
Bromoethene(Vinyl Bromide)	ND		0.87	0.23	ug/m3			12/03/20 13:51	1
Trichlorofluoromethane	ND		1.1	0.34	ug/m3			12/03/20 13:51	1
Freon TF	ND		1.5	0.29	ug/m3			12/03/20 13:51	1
1,1-Dichloroethene	ND		0.79	0.15	ug/m3			12/03/20 13:51	1
Acetone	ND		12	2.9	ug/m3			12/03/20 13:51	1
Isopropyl alcohol	ND		12	1.2	ug/m3			12/03/20 13:51	1
Carbon disulfide	ND		1.6	0.23	ug/m3			12/03/20 13:51	1
3-Chloropropene	ND		1.6	0.20	ug/m3			12/03/20 13:51	1
Methylene Chloride	ND		1.7	0.94	ug/m3			12/03/20 13:51	1
tert-Butyl alcohol	ND		15	0.12	ug/m3			12/03/20 13:51	1
Methyl tert-butyl ether	ND		0.72	0.12	ug/m3			12/03/20 13:51	1
trans-1,2-Dichloroethene	ND		0.79	0.17	ug/m3			12/03/20 13:51	1
n-Hexane	ND		0.70	0.70	ug/m3			12/03/20 13:51	1
1,1-Dichloroethane	ND		0.81	0.17	ug/m3			12/03/20 13:51	1
Methyl Ethyl Ketone	ND		1.5	0.21	ug/m3			12/03/20 13:51	1
cis-1,2-Dichloroethene	ND		0.79	0.18	ug/m3			12/03/20 13:51	1
1,2-Dichloroethene, Total	ND		1.6	0.17	ug/m3			12/03/20 13:51	1
Chloroform	ND		0.98	0.16	ug/m3			12/03/20 13:51	1
Tetrahydrofuran	ND		15	0.19	ug/m3			12/03/20 13:51	1
1,1,1-Trichloroethane	ND		1.1	0.20	ug/m3			12/03/20 13:51	1
Cyclohexane	ND		0.69	0.16	ug/m3			12/03/20 13:51	1
Carbon tetrachloride	ND		1.3	0.15	ug/m3			12/03/20 13:51	1
2,2,4-Trimethylpentane	ND		0.93	0.19	ug/m3			12/03/20 13:51	1
Benzene	ND		0.64	0.21	ug/m3			12/03/20 13:51	1
1,2-Dichloroethane	ND		0.81	0.13	ug/m3			12/03/20 13:51	1
n-Heptane	ND		0.82	0.23	ug/m3			12/03/20 13:51	1
Trichloroethene	ND		1.1	0.19	ug/m3			12/03/20 13:51	1

Method: TO-15 - Volatile Organic Compounds in Ambient Air (Continued)

Lab Sample ID: MB 200-161695/6
Matrix: Air
Analysis Batch: 161695

Client Sample ID: Method Blank
Prep Type: Total/NA

Analyte	MB Result	MB Qualifier	RL	MDL	Unit	D	Prepared	Analyzed	Dil Fac
Methyl methacrylate	ND		2.0	0.14	ug/m3			12/03/20 13:51	1
1,2-Dichloropropane	ND		0.92	0.15	ug/m3			12/03/20 13:51	1
1,4-Dioxane	ND		18	0.30	ug/m3			12/03/20 13:51	1
Bromodichloromethane	ND		1.3	0.23	ug/m3			12/03/20 13:51	1
cis-1,3-Dichloropropene	ND		0.91	0.15	ug/m3			12/03/20 13:51	1
methyl isobutyl ketone	ND		2.0	0.15	ug/m3			12/03/20 13:51	1
Toluene	ND		0.75	0.41	ug/m3			12/03/20 13:51	1
trans-1,3-Dichloropropene	ND		0.91	0.18	ug/m3			12/03/20 13:51	1
1,1,2-Trichloroethane	ND		1.1	0.20	ug/m3			12/03/20 13:51	1
Tetrachloroethene	ND		1.4	0.22	ug/m3			12/03/20 13:51	1
Methyl Butyl Ketone (2-Hexanone)	ND		2.0	0.20	ug/m3			12/03/20 13:51	1
Dibromochloromethane	ND		1.7	0.31	ug/m3			12/03/20 13:51	1
1,2-Dibromoethane	ND		1.5	0.38	ug/m3			12/03/20 13:51	1
Chlorobenzene	ND		0.92	0.26	ug/m3			12/03/20 13:51	1
Ethylbenzene	ND		0.87	0.27	ug/m3			12/03/20 13:51	1
m,p-Xylene	ND		2.2	0.43	ug/m3			12/03/20 13:51	1
Xylene, o-	ND		0.87	0.21	ug/m3			12/03/20 13:51	1
Xylene (total)	ND		3.0	0.21	ug/m3			12/03/20 13:51	1
Styrene	ND		0.85	0.17	ug/m3			12/03/20 13:51	1
Bromoform	ND		2.1	0.50	ug/m3			12/03/20 13:51	1
Cumene	ND		0.98	0.17	ug/m3			12/03/20 13:51	1
1,1,2,2-Tetrachloroethane	ND		1.4	0.29	ug/m3			12/03/20 13:51	1
n-Propylbenzene	ND		0.98	0.19	ug/m3			12/03/20 13:51	1
4-Ethyltoluene	ND		0.98	0.20	ug/m3			12/03/20 13:51	1
1,3,5-Trimethylbenzene	ND		0.98	0.19	ug/m3			12/03/20 13:51	1
2-Chlorotoluene	ND		1.0	0.22	ug/m3			12/03/20 13:51	1
tert-Butylbenzene	ND		1.1	0.19	ug/m3			12/03/20 13:51	1
1,2,4-Trimethylbenzene	ND		0.98	0.22	ug/m3			12/03/20 13:51	1
sec-Butylbenzene	ND		1.1	0.19	ug/m3			12/03/20 13:51	1
4-Isopropyltoluene	ND		1.1	0.21	ug/m3			12/03/20 13:51	1
1,3-Dichlorobenzene	ND		1.2	0.66	ug/m3			12/03/20 13:51	1
1,4-Dichlorobenzene	ND		1.2	0.72	ug/m3			12/03/20 13:51	1
Benzyl chloride	ND		1.0	0.44	ug/m3			12/03/20 13:51	1
n-Butylbenzene	ND		1.1	0.21	ug/m3			12/03/20 13:51	1
1,2-Dichlorobenzene	ND		1.2	0.58	ug/m3			12/03/20 13:51	1
1,2,4-Trichlorobenzene	ND		3.7	1.6	ug/m3			12/03/20 13:51	1
Hexachlorobutadiene	ND		2.1	0.81	ug/m3			12/03/20 13:51	1
Naphthalene	ND		2.6	0.89	ug/m3			12/03/20 13:51	1

Lab Sample ID: LCS 200-161695/4
Matrix: Air
Analysis Batch: 161695

Client Sample ID: Lab Control Sample
Prep Type: Total/NA

Analyte	Spike Added	LCS Result	LCS Qualifier	Unit	D	%Rec	%Rec. Limits
Dichlorodifluoromethane	52.3	57.1		ug/m3		109	61 - 142
Freon 22	37.4	44.9		ug/m3		120	60 - 147
1,2-Dichlorotetrafluoroethane	74.0	82.9		ug/m3		112	71 - 141
Chloromethane	20.5	26.0		ug/m3		127	56 - 141
n-Butane	24.5	31.7		ug/m3		130	53 - 151

Method: TO-15 - Volatile Organic Compounds in Ambient Air (Continued)

Lab Sample ID: LCS 200-161695/4
Matrix: Air
Analysis Batch: 161695

Client Sample ID: Lab Control Sample
Prep Type: Total/NA

Analyte	Spike Added	LCS Result	LCS Qualifier	Unit	D	%Rec	%Rec. Limits
Vinyl chloride	25.5	31.5		ug/m3		123	61 - 135
1,3-Butadiene	21.5	28.1		ug/m3		131	58 - 139
Bromomethane	40.4	40.8		ug/m3		101	72 - 124
Chloroethane	27.9	28.1		ug/m3		101	68 - 130
Bromoethene(Vinyl Bromide)	44.0	45.2		ug/m3		103	75 - 125
Trichlorofluoromethane	58.5	66.9		ug/m3		114	70 - 129
Freon TF	81.8	82.8		ug/m3		101	70 - 121
1,1-Dichloroethene	40.4	38.7		ug/m3		96	68 - 120
Acetone	24.8	28.5		ug/m3		115	54 - 154
Isopropyl alcohol	25.0	27.0		ug/m3		108	53 - 142
Carbon disulfide	32.3	32.2		ug/m3		100	71 - 138
3-Chloropropene	33.6	36.0		ug/m3		107	50 - 150
Methylene Chloride	35.6	39.4		ug/m3		111	59 - 137
tert-Butyl alcohol	32.7	35.2		ug/m3		107	66 - 132
Methyl tert-butyl ether	38.1	39.4		ug/m3		103	70 - 127
trans-1,2-Dichloroethene	40.9	42.9		ug/m3		105	69 - 137
n-Hexane	36.9	37.3		ug/m3		101	63 - 138
1,1-Dichloroethane	41.6	42.0		ug/m3		101	66 - 130
Methyl Ethyl Ketone	30.5	30.0		ug/m3		98	72 - 124
cis-1,2-Dichloroethene	41.1	37.1		ug/m3		90	72 - 121
Chloroform	50.4	52.7		ug/m3		105	73 - 124
Tetrahydrofuran	28.9	31.1		ug/m3		107	60 - 149
1,1,1-Trichloroethane	56.3	64.3		ug/m3		114	72 - 127
Cyclohexane	35.2	34.7		ug/m3		99	76 - 124
Carbon tetrachloride	63.2	72.3		ug/m3		114	71 - 133
2,2,4-Trimethylpentane	47.4	50.4		ug/m3		106	68 - 131
Benzene	33.2	32.7		ug/m3		99	73 - 119
1,2-Dichloroethane	42.3	48.7		ug/m3		115	68 - 135
n-Heptane	42.2	44.6		ug/m3		106	60 - 142
Trichloroethene	55.3	57.9		ug/m3		105	73 - 122
Methyl methacrylate	41.8	41.0		ug/m3		98	73 - 129
1,2-Dichloropropane	47.8	48.4		ug/m3		101	69 - 128
1,4-Dioxane	37.1	42.9		ug/m3		116	66 - 129
Bromodichloromethane	68.9	76.4		ug/m3		111	75 - 127
cis-1,3-Dichloropropene	45.1	46.5		ug/m3		103	74 - 125
methyl isobutyl ketone	41.7	46.3		ug/m3		111	58 - 144
Toluene	38.4	36.0		ug/m3		94	75 - 122
trans-1,3-Dichloropropene	44.7	48.8		ug/m3		109	74 - 128
1,1,2-Trichloroethane	57.2	57.0		ug/m3		100	75 - 126
Tetrachloroethene	71.0	64.6		ug/m3		91	70 - 125
Methyl Butyl Ketone (2-Hexanone)	41.4	41.6		ug/m3		100	57 - 143
Dibromochloromethane	90.3	86.1		ug/m3		95	73 - 125
1,2-Dibromoethane	81.9	79.8		ug/m3		97	78 - 122
Chlorobenzene	48.3	47.0		ug/m3		97	76 - 119
Ethylbenzene	44.4	45.5		ug/m3		102	74 - 122
m,p-Xylene	86.8	88.0		ug/m3		101	76 - 121
Xylene, o-	45.0	42.6		ug/m3		95	73 - 123
Styrene	43.8	43.0		ug/m3		98	74 - 125

Method: TO-15 - Volatile Organic Compounds in Ambient Air (Continued)

Lab Sample ID: LCS 200-161695/4
Matrix: Air
Analysis Batch: 161695

Client Sample ID: Lab Control Sample
Prep Type: Total/NA

Analyte	Spike Added	LCS Result	LCS Qualifier	Unit	D	%Rec	%Rec. Limits
Bromoform	106	103		ug/m3		97	53 - 149
Cumene	51.4	50.5		ug/m3		98	73 - 123
1,1,2,2-Tetrachloroethane	71.0	69.5		ug/m3		98	74 - 126
n-Propylbenzene	50.9	51.5		ug/m3		101	73 - 127
4-Ethyltoluene	50.4	51.4		ug/m3		102	75 - 129
1,3,5-Trimethylbenzene	51.6	50.7		ug/m3		98	72 - 126
2-Chlorotoluene	54.0	54.0		ug/m3		100	74 - 126
tert-Butylbenzene	57.1	56.8		ug/m3		99	71 - 125
1,2,4-Trimethylbenzene	51.3	51.4		ug/m3		100	71 - 129
sec-Butylbenzene	57.4	58.0		ug/m3		101	70 - 128
4-Isopropyltoluene	57.6	58.0		ug/m3		101	68 - 130
1,3-Dichlorobenzene	61.1	64.9		ug/m3		106	69 - 131
1,4-Dichlorobenzene	62.5	63.6		ug/m3		102	67 - 132
Benzyl chloride	52.6	55.6		ug/m3		106	60 - 136
n-Butylbenzene	57.7	59.8		ug/m3		104	65 - 137
1,2-Dichlorobenzene	64.7	64.6		ug/m3		100	68 - 129
1,2,4-Trichlorobenzene	81.5	78.2		ug/m3		96	50 - 150
Hexachlorobutadiene	116	111		ug/m3		96	58 - 130
Naphthalene	55.0	48.0		ug/m3		87	50 - 150

QC Association Summary

Client: GHD Services Inc.
Project/Site: GM-Lockport SSOW 256042

Job ID: 200-56221-1

Air - GC/MS VOA

Analysis Batch: 161660

Lab Sample ID	Client Sample ID	Prep Type	Matrix	Method	Prep Batch
200-56221-1	10-IA-1-112320	Total/NA	Air	TO-15	
200-56221-2	10-IA-2-112320	Total/NA	Air	TO-15	
200-56221-3	OA-112320	Total/NA	Air	TO-15	
MB 200-161660/5	Method Blank	Total/NA	Air	TO-15	
LCS 200-161660/4	Lab Control Sample	Total/NA	Air	TO-15	

Analysis Batch: 161695

Lab Sample ID	Client Sample ID	Prep Type	Matrix	Method	Prep Batch
200-56221-1 - DL	10-IA-1-112320	Total/NA	Air	TO-15	
200-56221-2 - DL	10-IA-2-112320	Total/NA	Air	TO-15	
MB 200-161695/6	Method Blank	Total/NA	Air	TO-15	
LCS 200-161695/4	Lab Control Sample	Total/NA	Air	TO-15	

Lab Chronicle

Client: GHD Services Inc.
Project/Site: GM-Lockport SSOW 256042

Job ID: 200-56221-1

Client Sample ID: 10-IA-1-112320 — Lab Sample ID: 200-56221-1

Date Collected: 11/23/20 15:42 — **Matrix: Air**
Date Received: 11/24/20 10:55

Prep Type	Batch Type	Batch Method	Run	Dilution Factor	Batch Number	Prepared or Analyzed	Analyst	Lab
Total/NA	Analysis	TO-15		1	161660	12/02/20 15:03	K1P	TAL BUR
Total/NA	Analysis	TO-15	DL	5	161695	12/03/20 15:38	A1B	TAL BUR

Client Sample ID: 10-IA-2-112320 — Lab Sample ID: 200-56221-2

Date Collected: 11/23/20 15:30 — **Matrix: Air**
Date Received: 11/24/20 10:55

Prep Type	Batch Type	Batch Method	Run	Dilution Factor	Batch Number	Prepared or Analyzed	Analyst	Lab
Total/NA	Analysis	TO-15		1	161660	12/02/20 15:59	K1P	TAL BUR
Total/NA	Analysis	TO-15	DL	4	161695	12/03/20 16:31	A1B	TAL BUR

Client Sample ID: OA-112320 — Lab Sample ID: 200-56221-3

Date Collected: 11/23/20 14:46 — **Matrix: Air**
Date Received: 11/24/20 10:55

Prep Type	Batch Type	Batch Method	Run	Dilution Factor	Batch Number	Prepared or Analyzed	Analyst	Lab
Total/NA	Analysis	TO-15		1	161660	12/02/20 16:54	K1P	TAL BUR

Laboratory References:

TAL BUR = Eurofins TestAmerica, Burlington, 30 Community Drive, Suite 11, South Burlington, VT 05403, TEL (802)660-1990

Accreditation/Certification Summary

Client: GHD Services Inc.
Project/Site: GM-Lockport SSOW 256042

Job ID: 200-56221-1

Laboratory: Eurofins TestAmerica, Burlington

Unless otherwise noted, all analytes for this laboratory were covered under each accreditation/certification below.

Authority	Program	Identification Number	Expiration Date
New York	NELAP	10391	04-01-21

The following analytes are included in this report, but the laboratory is not certified by the governing authority. This list may include analytes for which the agency does not offer certification.

Analysis Method	Prep Method	Matrix	Analyte
TO-15		Air	1,2-Dichloroethene, Total
TO-15		Air	4-Ethyltoluene
TO-15		Air	4-Isopropyltoluene
TO-15		Air	Cumene
TO-15		Air	Freon 22
TO-15		Air	Methyl Butyl Ketone (2-Hexanone)
TO-15		Air	n-Butane
TO-15		Air	n-Butylbenzene
TO-15		Air	n-Propylbenzene
TO-15		Air	sec-Butylbenzene
TO-15		Air	tert-Butylbenzene
TO-15		Air	Tetrahydrofuran

Method Summary

Client: GHD Services Inc.
Project/Site: GM-Lockport SSOW 256042

Job ID: 200-56221-1

Method	Method Description	Protocol	Laboratory
TO-15	Volatile Organic Compounds in Ambient Air	EPA	TAL BUR

Protocol References:

EPA = US Environmental Protection Agency

Laboratory References:

TAL BUR = Eurofins TestAmerica, Burlington, 30 Community Drive, Suite 11, South Burlington, VT 05403, TEL (802)660-1990

Sample Summary

Client: GHD Services Inc.
Project/Site: GM-Lockport SSOW 256042

Job ID: 200-56221-1

Lab Sample ID	Client Sample ID	Matrix	Collected	Received	Asset ID
200-56221-1	10-IA-1-112320	Air	11/23/20 15:42	11/24/20 10:55	Air Canister (6-Liter) #3236
200-56221-2	10-IA-2-112320	Air	11/23/20 15:30	11/24/20 10:55	Air Canister (6-Liter) #34000845
200-56221-3	OA-112320	Air	11/23/20 14:46	11/24/20 10:55	Air Canister (6-Liter) #3482

Eurofins TestAmerica, Burlington
30 Community Drive
Suite 11
South Burlington, VT 05403-6809
phone 802.660.1990 fax 802.660.1919

Canister Samples Chain of Custody Record

TestAmerica Laboratories, Inc. assumes no liability with respect to the collection and shipment of these samples.

eurofins | Environment Testing TestAmerica

TestAmerica Laboratories, Inc. d/b/a Eurofins TestAmerica

Client Contact Information
Company Name: GZA Geo Environmental
Address: 300 Pearl St. Suite 700
City/State/Zip: Buffalo, NY 14202
Phone: 716-685-2300
FAX:
Project Name: GM Lockport BCP
Site/Location: Lockport, NY
P O #

Client Project Manager: J. Richert
Phone: 716-685-2300
Email: james.richert@gza.com
Site Contact: thomas.bohlen@gza.com
Tel/Fax
Analysis Turnaround Time
Standard (Specific):
Rush (Specifiy):

Samples Collected By: Thomas Bohlen

COC No: 1 of 1 COCs

For Lab Use Only:
Walk-in Client:
Lab Sampling:
Job / SDG No.:
(See below for Add'l Items)

Sample Identification	Sample Start Date	Time Start	Sample End Date	Time Stop	Canister Vacuum in Field, "Hg (Start)	Canister Vacuum in Field, "Hg (Stop)	Flow Controller ID	Canister ID	TO-14/15 (Standard / Low Level)	TO-15 SIM	EPA 3C	EPA 25C	ASTM D-1946	EPA 15/16	Other (Please specify in notes section)	Sample Type	Indoor Air/Ambient Air	Sub-Slab	Soil Gas	Soil Vapor Extraction (SVE)	Landfill Gas	Other (Please specify in notes section)	Sample Specific Notes:
10-IA-1-112320	11/23/20	828	11/23/20	1542	730	8	~~3112~~ 6562	~~GL0162~~ 6891		X													
10-IA-2-112320	↓	805	↓	1530	29	5	4042	04416		X													
OA-112320	↓	809	↓	1446	28	5	4532	9634	X														

Temperature (Fahrenheit)			
Start	Interior	Ambient	
Stop			

Pressure (inches of Hg)			
Start	Interior	Ambient	
Stop			

200-56221 COC

Special Instructions/QC Requirements & Comments:

Samples Shipped by:	**Date / Time:**	**Samples Received by:**	
Samples Relinquished by:	**Date / Time:** 11-23-20 1615	**Received by:** Taylor Whitehouse ETABUR	11/24/2020 1055
Relinquished by:	**Date / Time:**	**Received by:**	
Lab Use Only: **Shipper Name:**	**Opened by:**	**Condition:**	

Form No. CA-C-WI-003, Rev. 2.13, dated 4/10/2019

eurofins | Environment Testing
TestAmerica

Part # 159469-434 REV 07/13

ORIGIN ID:OKKA (716) 691-2600
SAMPLE RECEIPT
EUROFINS TESTAMERICA BUFFALO
10 HAZELWOOD DR

AMHERST, NY 14228
UNITED STATES US

SHIP DATE: 23NOV20
ACTWGT: 34.75 LB
CAD: 846654/CAFE3406
DIMS: 21x21x17 IN

BILL SENDER

TO SAMPLE MGT.
TA BURLINGTON
30 COMMUNITY DRIVE
SUITE 11
SOUTH BURLINGTON VT 05403
(802) 660-1990
REF: TA BURLINGTON SUMMA

SSDCS/BA89/05A2

FedEx Express

J2010191106010V

TUE - 24 NOV 10:30A
PRIORITY OVERNIGHT

TRK# 0201 1888 3862 4386

XH BTVA

05403
VT-US BTV

Login Sample Receipt Checklist

Client: GHD Services Inc.

Job Number: 200-56221-1

Login Number: 56221
List Number: 1
Creator: Nye, Elizabeth A

List Source: Eurofins TestAmerica, Burlington

Question	Answer	Comment
Radioactivity wasn't checked or is </= background as measured by a survey meter.	True	Lab does not accept radioactive samples.
The cooler's custody seal, if present, is intact.	True	
Sample custody seals, if present, are intact.	True	
The cooler or samples do not appear to have been compromised or tampered with.	True	
Samples were received on ice.	N/A	Thermal preservation not required.
Cooler Temperature is acceptable.	True	
Cooler Temperature is recorded.	N/A	Thermal preservation not required.
COC is present.	True	
COC is filled out in ink and legible.	True	
COC is filled out with all pertinent information.	True	
Is the Field Sampler's name present on COC?	True	
There are no discrepancies between the containers received and the COC.	True	
Samples are received within Holding Time (excluding tests with immediate HTs)	True	
Sample containers have legible labels.	True	
Containers are not broken or leaking.	True	
Sample collection date/times are provided.	True	
Appropriate sample containers are used.	True	
Sample bottles are completely filled.	N/A	
Sample Preservation Verified.	True	
There is sufficient vol. for all requested analyses, incl. any requested MS/MSDs	True	
Containers requiring zero headspace have no headspace or bubble is <6mm (1/4").	True	
Multiphasic samples are not present.	True	
Samples do not require splitting or compositing.	True	
Residual Chlorine Checked.	N/A	

Pre-Shipment Clean Canister Certification Report

Canister Cleaning & Pre-Shipment Leak Test

System ID	Max DF#	# Cycles	Cleaning Start Date/Time		System Start Temp(s):		Technician	Can Size	Certification Type:
Bottom Rack	10	25	11/3/2020	1218	22	22	SML	6 liter	batch

Port	Can ID	Initial[1] (psia)	Final (psia)	Diff.[3]	Final ("Hg)	Initial Reading Gauge:	Date:	Time:	Tech:	Temp:	Final Reading Gauge:	Date:	Time:	Tech:	Temp:
1	34000845	103	103	Ø	29.5	G26	11/4/20	1310	S	22.0	G26	11/17/20	1510	S	22.0
2	2788	103	103	Ø	29.9	G26	11/17/20	1608	S	22.0	G26	11/19/20	1717	S	21.0
3	4158	103	112	109	29.5	G26	11/4/20	1310	S	22.0	G26	11/17/20	1510	S	22.0
4	3236		103	Ø	29.5	G26					G26				
5	3835		108	105	29.5	G26					G26				
6	3482		103	Ø	29.5	G26					G26				
7	34000494		103	Ø	29.5	G26					G26				
8	4118		103	Ø	29.5	G26					G26				
9	2674		103	Ø	29.5	G26					G26				
10	4947		112	109	29.5	G26					G26				
11	6308		114	111	29.5	G26					G26				
12	4281		103	Ø	29.5	G26					G26				

[1] Batch Certification: The reading is taken on the "batch" canister and this value is used as the initial pressure for all canisters in the batch.

[3] Difference = Final Pressure - Initial Pressure . Acceptance Criteria: (1) The difference must be less than or equal to + 0.25psi. (2) Pressure readings must be at least 24 hours apart.

If time frame was not met, the PM must authorize shipment of canister **PM Authorization** **Date:**

Clean Canister Certification Analysis & Authorization of Release to Inventory

Test Method: ☒ TO15 Routine ☐ TO15 LL

Can ID	Date	Sequence	Analyst	Inventory Level 1	2	3	4	Secondary Review Limited	Review Date	Reviewe
2788	11/6/20	43557	KPI		XXXXXXXX				11/6/20	JPB

Inventory Level 1: Individual Canister Certification (TO15LL 0.01).

Inventory Level 2: Individual or Batch Certification (TO15 0.04 ppbv).

Inventory Level 3: Individual or Batch Certification (TO15 0.2 ppbv).

Inventory Level Limited: Canisters may only be used for certain projects.

Dup Tees/Vac gauges (enter IDs if included):

Comments:

Form ID: FAI023:12
Revision Date: 12/18/2018

TestAmerica Burlington

200-55872-A-2
2788
Location: Air-Storage
Bottle: Summa Canister 6L
Sampled: 11/3/2020 12:00 AM 200-1441453

Loc: 200
55872
#2 A
Air-Storag

FORM I
AIR - GC/MS VOA ORGANICS ANALYSIS DATA SHEET

Lab Name: Eurofins TestAmerica, Burlington Job No.: 200-55872-1

SDG No.:

Client Sample ID: 2788 Lab Sample ID: 200-55872-2

Matrix: Air Lab File ID: 43557-007.d

Analysis Method: TO-15 Date Collected: 11/03/2020 00:00

Sample wt/vol: 1000(mL) Date Analyzed: 11/05/2020 16:09

Soil Aliquot Vol: Dilution Factor: 0.2

Soil Extract Vol.: GC Column: RTX-624 ID: 0.32(mm)

% Moisture: Level: (low/med) Low

Analysis Batch No.: 160830 Units: ppb v/v

CAS NO.	COMPOUND NAME	RESULT	Q	RL	RL
115-07-1	Propylene	1.0	U	1.0	1.0
75-71-8	Dichlorodifluoromethane	0.10	U	0.10	0.10
75-45-6	Freon 22	0.10	U	0.10	0.10
76-14-2	1,2-Dichlorotetrafluoroethane	0.040	U	0.040	0.040
74-87-3	Chloromethane	0.10	U	0.10	0.10
106-97-8	n-Butane	0.10	U	0.10	0.10
75-01-4	Vinyl chloride	0.040	U	0.040	0.040
106-99-0	1,3-Butadiene	0.040	U	0.040	0.040
74-83-9	Bromomethane	0.040	U	0.040	0.040
75-00-3	Chloroethane	0.10	U	0.10	0.10
593-60-2	Bromoethene(Vinyl Bromide)	0.040	U	0.040	0.040
75-69-4	Trichlorofluoromethane	0.040	U	0.040	0.040
64-17-5	Ethanol	1.0	U	1.0	1.0
76-13-1	Freon TF	0.040	U	0.040	0.040
75-35-4	1,1-Dichloroethene	0.040	U	0.040	0.040
67-64-1	Acetone	1.0	U	1.0	1.0
67-63-0	Isopropyl alcohol	1.0	U	1.0	1.0
75-15-0	Carbon disulfide	0.10	U	0.10	0.10
107-05-1	3-Chloropropene	0.10	U	0.10	0.10
75-09-2	Methylene Chloride	0.10	U	0.10	0.10
75-65-0	tert-Butyl alcohol	1.0	U	1.0	1.0
1634-04-4	Methyl tert-butyl ether	0.040	U	0.040	0.040
156-60-5	trans-1,2-Dichloroethene	0.040	U	0.040	0.040
110-54-3	n-Hexane	0.040	U	0.040	0.040
75-34-3	1,1-Dichloroethane	0.040	U	0.040	0.040
108-05-4	Vinyl acetate	1.0	U	1.0	1.0
141-78-6	Ethyl acetate	1.0	U	1.0	1.0
78-93-3	Methyl Ethyl Ketone	0.10	U	0.10	0.10
156-59-2	cis-1,2-Dichloroethene	0.040	U	0.040	0.040
540-59-0	1,2-Dichloroethene, Total	0.080	U	0.080	0.080
67-66-3	Chloroform	0.040	U	0.040	0.040
109-99-9	Tetrahydrofuran	1.0	U	1.0	1.0
71-55-6	1,1,1-Trichloroethane	0.040	U	0.040	0.040
110-82-7	Cyclohexane	0.040	U	0.040	0.040
56-23-5	Carbon tetrachloride	0.040	U	0.040	0.040
540-84-1	2,2,4-Trimethylpentane	0.040	U	0.040	0.040

FORM I
AIR - GC/MS VOA ORGANICS ANALYSIS DATA SHEET

Lab Name: Eurofins TestAmerica, Burlington Job No.: 200-55872-1

SDG No.:

Client Sample ID: 2788 Lab Sample ID: 200-55872-2

Matrix: Air Lab File ID: 43557-007.d

Analysis Method: TO-15 Date Collected: 11/03/2020 00:00

Sample wt/vol: 1000(mL) Date Analyzed: 11/05/2020 16:09

Soil Aliquot Vol: Dilution Factor: 0.2

Soil Extract Vol.: GC Column: RTX-624 ID: 0.32(mm)

% Moisture: Level: (low/med) Low

Analysis Batch No.: 160830 Units: ppb v/v

CAS NO.	COMPOUND NAME	RESULT	Q	RL	RL
71-43-2	Benzene	0.040	U	0.040	0.040
107-06-2	1,2-Dichloroethane	0.040	U	0.040	0.040
142-82-5	n-Heptane	0.040	U	0.040	0.040
79-01-6	Trichloroethene	0.040	U	0.040	0.040
80-62-6	Methyl methacrylate	0.10	U	0.10	0.10
78-87-5	1,2-Dichloropropane	0.040	U	0.040	0.040
123-91-1	1,4-Dioxane	1.0	U	1.0	1.0
75-27-4	Bromodichloromethane	0.040	U	0.040	0.040
10061-01-5	cis-1,3-Dichloropropene	0.040	U	0.040	0.040
108-10-1	methyl isobutyl ketone	0.10	U	0.10	0.10
108-88-3	Toluene	0.040	U	0.040	0.040
10061-02-6	trans-1,3-Dichloropropene	0.040	U	0.040	0.040
79-00-5	1,1,2-Trichloroethane	0.040	U	0.040	0.040
127-18-4	Tetrachloroethene	0.040	U	0.040	0.040
591-78-6	Methyl Butyl Ketone (2-Hexanone)	0.10	U	0.10	0.10
124-48-1	Dibromochloromethane	0.040	U	0.040	0.040
106-93-4	1,2-Dibromoethane	0.040	U	0.040	0.040
108-90-7	Chlorobenzene	0.040	U	0.040	0.040
100-41-4	Ethylbenzene	0.040	U	0.040	0.040
179601-23-1	m,p-Xylene	0.10	U	0.10	0.10
95-47-6	Xylene, o-	0.040	U	0.040	0.040
1330-20-7	Xylene (total)	0.14	U	0.14	0.14
100-42-5	Styrene	0.040	U	0.040	0.040
75-25-2	Bromoform	0.040	U	0.040	0.040
98-82-8	Cumene	0.040	U	0.040	0.040
79-34-5	1,1,2,2-Tetrachloroethane	0.040	U	0.040	0.040
103-65-1	n-Propylbenzene	0.040	U	0.040	0.040
622-96-8	4-Ethyltoluene	0.040	U	0.040	0.040
108-67-8	1,3,5-Trimethylbenzene	0.040	U	0.040	0.040
95-49-8	2-Chlorotoluene	0.040	U	0.040	0.040
98-06-6	tert-Butylbenzene	0.040	U	0.040	0.040
95-63-6	1,2,4-Trimethylbenzene	0.040	U	0.040	0.040
135-98-8	sec-Butylbenzene	0.040	U	0.040	0.040
99-87-6	4-Isopropyltoluene	0.040	U	0.040	0.040
541-73-1	1,3-Dichlorobenzene	0.040	U	0.040	0.040
106-46-7	1,4-Dichlorobenzene	0.040	U	0.040	0.040

FORM I
AIR - GC/MS VOA ORGANICS ANALYSIS DATA SHEET

Lab Name: Eurofins TestAmerica, Burlington Job No.: 200-55872-1

SDG No.:

Client Sample ID: 2788 Lab Sample ID: 200-55872-2

Matrix: Air Lab File ID: 43557-007.d

Analysis Method: TO-15 Date Collected: 11/03/2020 00:00

Sample wt/vol: 1000(mL) Date Analyzed: 11/05/2020 16:09

Soil Aliquot Vol: Dilution Factor: 0.2

Soil Extract Vol.: GC Column: RTX-624 ID: 0.32(mm)

% Moisture: Level: (low/med) Low

Analysis Batch No.: 160830 Units: ppb v/v

CAS NO.	COMPOUND NAME	RESULT	Q	RL	RL
100-44-7	Benzyl chloride	0.040	U	0.040	0.040
104-51-8	n-Butylbenzene	0.040	U	0.040	0.040
95-50-1	1,2-Dichlorobenzene	0.040	U	0.040	0.040
120-82-1	1,2,4-Trichlorobenzene	0.10	U	0.10	0.10
87-68-3	Hexachlorobutadiene	0.040	U	0.040	0.040
91-20-3	Naphthalene	0.10	U	0.10	0.10

Eurofins TestAmerica, Burlington
Target Compound Quantitation Report

Data File: \\chromfs\Burlington\ChromData\CHW.i\20201105-43557.b\43557-007.d
Lims ID: 200-55872-A-2
Client ID: 2788
Sample Type: Client
Inject. Date: 05-Nov-2020 16:09:30 ALS Bottle#: 6 Worklist Smp#: 7
Purge Vol: 200.000 mL Dil. Factor: 0.2000
Sample Info: 200-0043557-007
Operator ID: ggg Instrument ID: CHW.i

Method: \\chromfs\Burlington\ChromData\CHW.i\20201105-43557.b\TO15_TO3_MasterMethod_W.m
Limit Group: AI_TO15_ICAL
Last Update: 06-Nov-2020 10:03:03 Calib Date: 05-Nov-2020 02:40:30
Integrator: RTE ID Type: Deconvolution ID
Quant Method: Internal Standard Quant By: Initial Calibration
Last ICal File: \\chromfs\Burlington\ChromData\CHW.i\20201104-43550.b\43550-013.d

Column 1 : RTX-624 (0.32 mm) Det: MS SCAN
Process Host: CTX1653

First Level Reviewer: puangmaleek Date: 06-Nov-2020 10:03:03

Compound	Sig	RT (min.)	Adj RT (min.)	Dlt RT (min.)	Q	Response	OnCol Amt ppb v/v	Flags
1 Propene	41		3.971				ND	7
2 Dichlorodifluoromethane	85		4.073				ND	
3 Chlorodifluoromethane	51		4.121				ND	7
4 1,2-Dichloro-1,1,2,2-tetrafluoro	85		4.458				ND	
5 Chloromethane	50		4.559				ND	
7 Vinyl chloride	62		4.891				ND	
6 Butane	43		4.902				ND	7
8 Butadiene	54		5.014				ND	7
10 Bromomethane	94		5.752				ND	
11 Chloroethane	64		6.036				ND	
13 Vinyl bromide	106		6.475				ND	
14 Trichlorofluoromethane	101		6.651				ND	
17 Ethanol	45		7.100				ND	7
21 1,1-Dichloroethene	96		7.748				ND	U
20 112TCTFE	101		7.796				ND	
22 Acetone	43		7.855				ND	7
23 Carbon disulfide	76	8.171	8.165	0.006	97	6891	0.0734	
24 Isopropyl alcohol	45		8.170				ND	7
25 3-Chloro-1-propene	41		8.470				ND	7
27 Methylene Chloride	49		8.711				ND	7
28 2-Methyl-2-propanol	59		8.941				ND	
31 trans-1,2-Dichloroethene	61		9.219				ND	
29 Methyl tert-butyl ether	73		9.230				ND	
33 Hexane	57		9.738				ND	
34 1,1-Dichloroethane	63		10.000				ND	
35 Vinyl acetate	43		10.021				ND	
S 30 1,2-Dichloroethene, Total	61		10.200				ND	7
38 2-Butanone (MEK)	72		10.990				ND	
37 cis-1,2-Dichloroethene	96		11.011				ND	7
39 Ethyl acetate	88		11.070				ND	
* 40 Chlorobromomethane	128	11.423	11.428	-0.005	83	260082	10.0	
41 Tetrahydrofuran	42		11.471				ND	7

Compound	Sig	RT (min.)	Adj RT (min.)	Dlt RT (min.)	Q	Response	OnCol Amt ppb v/v	Flags
42 Chloroform	83		11.610				ND	
44 1,1,1-Trichloroethane	97		11.915				ND	
43 Cyclohexane	84		12.049				ND	
45 Carbon tetrachloride	117		12.199				ND	
47 Benzene	78		12.546				ND	7
48 1,2-Dichloroethane	62		12.627				ND	
46 Isooctane	57		12.766				ND	
49 n-Heptane	43		13.076				ND	7
* 50 1,4-Difluorobenzene	114	13.290	13.295	-0.005	93	1266358	10.0	
53 Trichloroethene	95		13.729				ND	
54 1,2-Dichloropropane	63		14.189				ND	
55 Methyl methacrylate	69		14.280				ND	
56 1,4-Dioxane	88		14.317				ND	
57 Dibromomethane	174		14.349				ND	7
58 Dichlorobromomethane	83		14.660				ND	
60 cis-1,3-Dichloropropene	75		15.467				ND	
61 4-Methyl-2-pentanone (MIBK)	43		15.724				ND	7
65 Toluene	92		16.109				ND	7
66 trans-1,3-Dichloropropene	75		16.527				ND	
67 1,1,2-Trichloroethane	83		16.906				ND	
68 Tetrachloroethene	166		17.104				ND	
69 2-Hexanone	43		17.313				ND	7
71 Chlorodibromomethane	129		17.650				ND	
72 Ethylene Dibromide	107		17.891				ND	7
* 74 Chlorobenzene-d5	117	18.800	18.800	0.000	84	1019697	10.0	
75 Chlorobenzene	112		18.859				ND	
76 Ethylbenzene	91		19.052				ND	7
78 m-Xylene & p-Xylene	106	19.314	19.314	0.000	0	863	0.0134	
79 o-Xylene	106		20.095				ND	7
S 73 Xylenes, Total	106				0		0.0134	7
80 Styrene	104		20.127				ND	7
81 Bromoform	173		20.475				ND	
82 Isopropylbenzene	105		20.790				ND	7
84 1,1,2,2-Tetrachloroethane	83		21.304				ND	7
85 N-Propylbenzene	91		21.507				ND	7
89 2-Chlorotoluene	91		21.652				ND	7
88 4-Ethyltoluene	105		21.700				ND	7
90 1,3,5-Trimethylbenzene	105	21.802	21.802	0.006	1	729	0.004886	7a
92 tert-Butylbenzene	119		22.278				ND	
93 1,2,4-Trimethylbenzene	105		22.363				ND	7
94 sec-Butylbenzene	105		22.604				ND	7
96 1,3-Dichlorobenzene	146	22.775	22.775	0.000	91	1522	0.0156	
95 4-Isopropyltoluene	119		22.818				ND	7
97 1,4-Dichlorobenzene	146	22.920	22.914	0.006	88	1599	0.0173	
98 Benzyl chloride	91	23.064	23.064	0.000	96	1755	0.0173	
100 n-Butylbenzene	91		23.369				ND	7
101 1,2-Dichlorobenzene	146	23.401	23.401	0.000	74	1579	0.0158	
103 1,2,4-Trichlorobenzene	180	25.846	25.840	0.006	92	2040	0.0343	
104 Hexachlorobutadiene	225		26.087				ND	7
105 Naphthalene	128	26.317	26.322	-0.005	93	3353	0.0256	

QC Flag Legend

Processing Flags

7 - Failed Limit of Detection

Review Flags

U - Marked Undetected

a - User Assigned ID

Reagents:

ATTO15WISs_00004	Amount Added: 20.00	Units: mL	Run Reagent

Report Date: 06-Nov-2020 10:03:03 Chrom Revision: 2.3 14-Oct-2020 14:51:38

Eurofins TestAmerica, Burlington

Data File:	\\chromfs\Burlington\ChromData\CHW.i\20201105-43557.b\43557-007.d				
Injection Date:	05-Nov-2020 16:09:30	Instrument ID:	CHW.i	Operator ID:	ggg
Lims ID:	200-55872-A-2	Lab Sample ID:	200-55872-2	Worklist Smp#:	7
Client ID:	2788				
Purge Vol:	200.000 mL	Dil. Factor:	0.2000	ALS Bottle#:	6
Method:	TO15_TO3_MasterMethod_W	Limit Group:	AI_TO15_ICAL		

Column: RTX-624 (0.32 mm) Y Scaling: Method Defined: Scale to the Nth Largest Target: 1

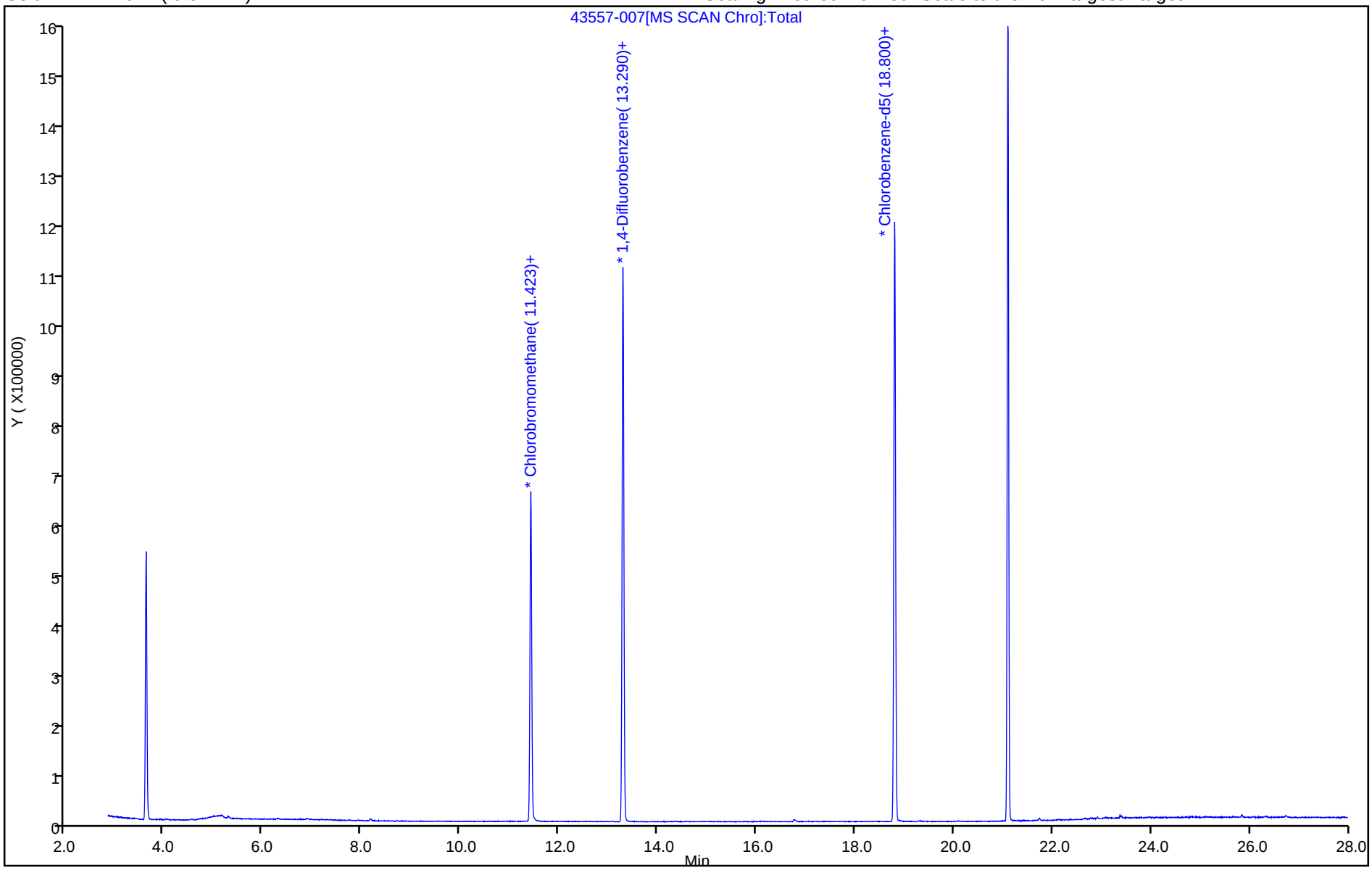

User Disabled Compound Report

Eurofins TestAmerica, Burlington

Data File:	\\chromfs\Burlington\ChromData\CHW.i\20201105-43557.b\43557-007.d				
Injection Date:	05-Nov-2020 16:09:30	Instrument ID:	CHW.i		
Lims ID:	200-55872-A-2	Lab Sample ID:	200-55872-2		
Client ID:	2788				
Operator ID:	ggg	ALS Bottle#:	6	Worklist Smp#:	7
Purge Vol:	200.000 mL	Dil. Factor:	0.2000		
Method:	TO15_TO3_MasterMethod_W	Limit Group:	AI_TO15_ICAL		
Column:	RTX-624 (0.32 mm)	Detector	MS SCAN		

21 1,1-Dichloroethene, CAS: 75-35-4

Processing Results

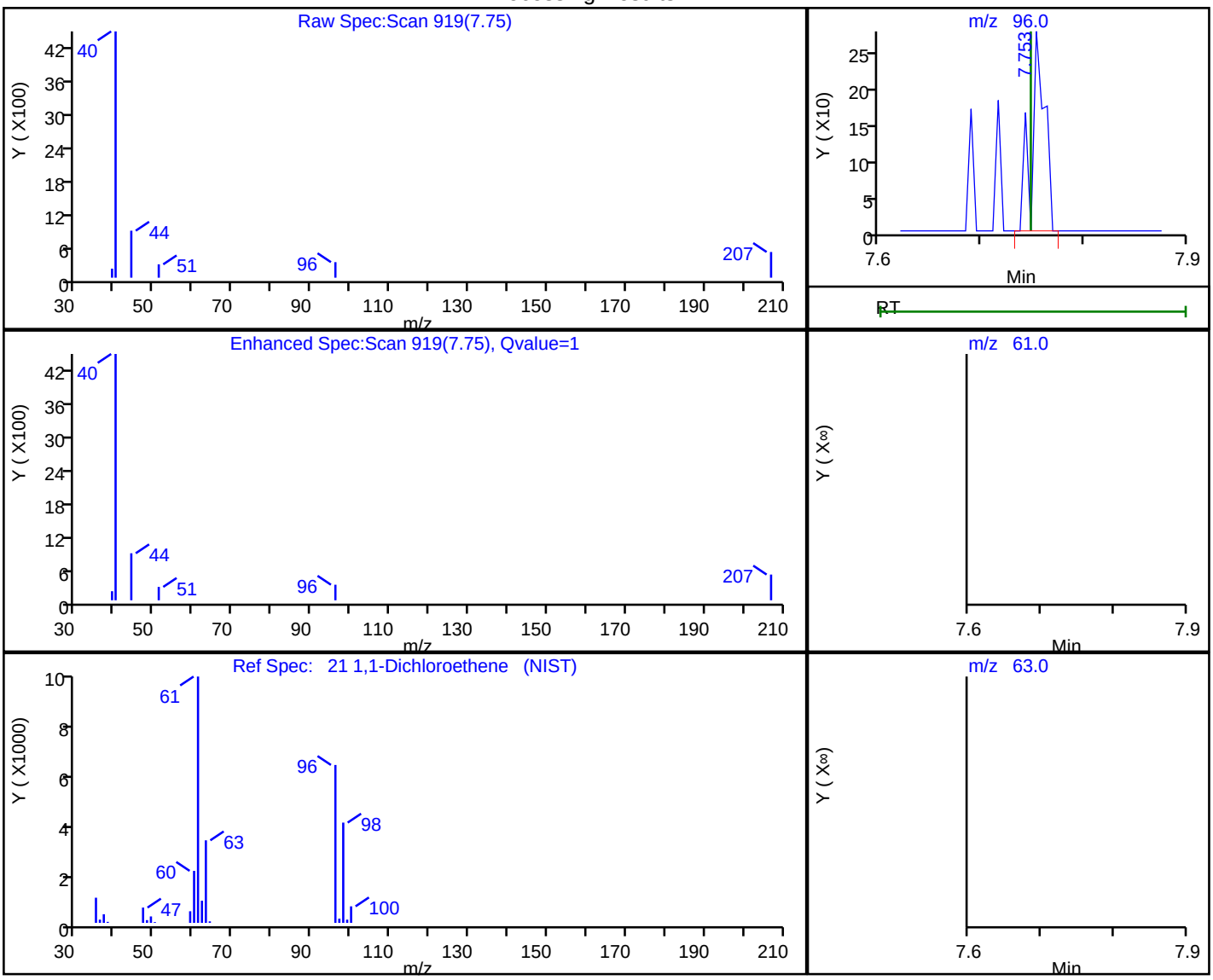

RT	Mass	Response	Amount
7.75	96.00	253	0.007045
7.75	61.00	0	
7.75	63.00	0	

Reviewer: puangmaleek, 06-Nov-2020 10:01:41

Audit Action: Marked Compound Undetected Audit Reason: Invalid Compound ID

Manual Integration/User Assign Peak Report

Eurofins TestAmerica, Burlington

Data File:	\\chromfs\Burlington\ChromData\CHW.i\20201105-43557.b\43557-007.d				
Injection Date:	05-Nov-2020 16:09:30	Instrument ID:	CHW.i		
Lims ID:	200-55872-A-2	Lab Sample ID:	200-55872-2		
Client ID:	2788				
Operator ID:	ggg	ALS Bottle#:	6	Worklist Smp#:	7
Purge Vol:	200.000 mL	Dil. Factor:	0.2000		
Method:	TO15_TO3_MasterMethod_W	Limit Group:	AI_TO15_ICAL		
Column:	RTX-624 (0.32 mm)	Detector	MS SCAN		

90 1,3,5-Trimethylbenzene, CAS: 108-67-8

Signal: 1

Processing Integration Results

RT: 21.71
Area: 1038
Amount: 0.006956
Amount Units: ppb v/v

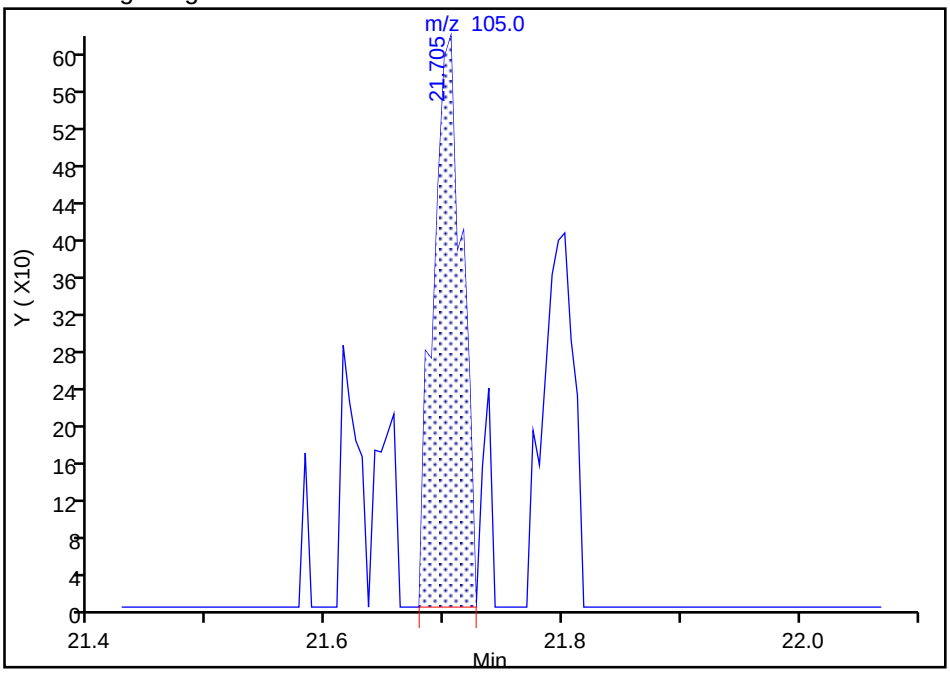

Manual Integration Results

RT: 21.80
Area: 729
Amount: 0.004886
Amount Units: ppb v/v

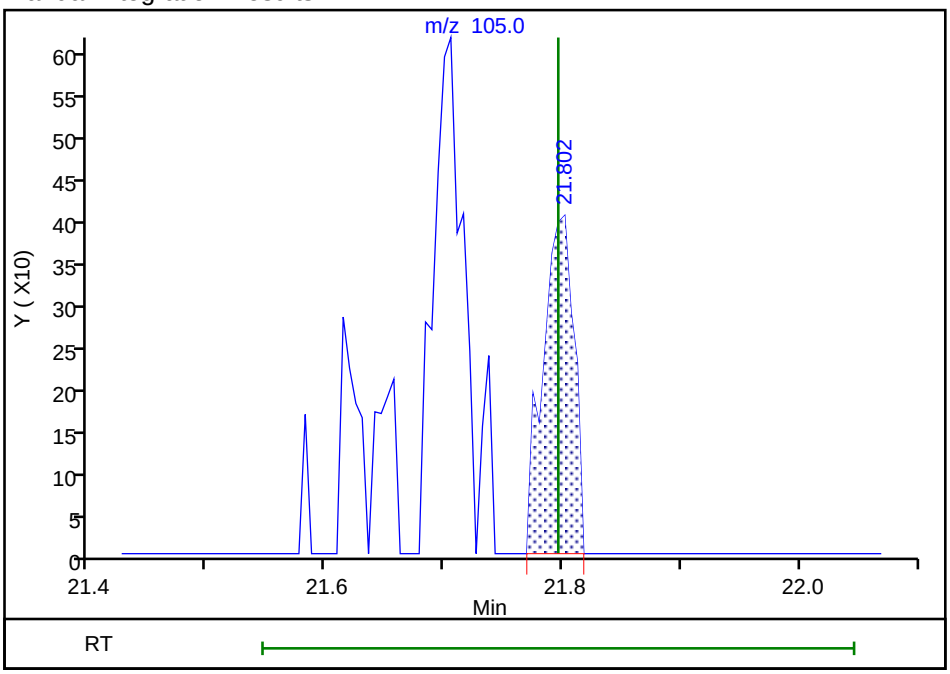

Reviewer: puangmaleek, 06-Nov-2020 10:02:33

Audit Action: Assigned Compound ID Audit Reason: Peak assignment corrected

Memorandum

January 19, 2021

To:	Denis Conley [dconley@haleyaldrich.com]	Ref. No.:	058507-256042
From:	Kathy Willy/adh/288	Tel:	716-205-1942
CC:	Claire Mondello [cmondello@haleyaldrich.com] Tom Bohlen [thomas.bohlen@gza.com]		
Subject:	**Analytical Results and Reduced Validation Quarterly Air Sampling GM Components Holdings (GMCH) Lockport, New York November 2020**		

1. Introduction

This document details a reduced validation of analytical results for air samples collected in support of the Quarterly Air Sampling Event at the GM-Lockport site on November 23, 2020. Samples were submitted to Eurofins TestAmerica Laboratories, Inc. located in South Burlington, Vermont. A sample collection and analysis summary is presented in Table 1. The validated analytical results are summarized in Table 2. A summary of the analytical methodology is presented in Table 3.

Standard Level II report deliverables were submitted by the laboratory. The final results and supporting quality assurance/quality control (QA/QC) data were assessed. Evaluation of the data was based on information obtained from the chain of custody form, finished report forms, method blank data, and recovery data from laboratory control samples (LCS).

The QA/QC criteria by which these data have been assessed are outlined in the analytical method referenced in Table 3 and applicable guidance from the document entitled:

i) "National Functional Guidelines for Superfund Organic Methods Data Review", EPA-540-R-2016-002, September 2016

This item will subsequently be referred to as the "Guidelines" in this Memorandum.

2. Sample Holding Time and Preservation

The sample holding time criteria for the analyses are summarized in Table 3. Sample chain of custody document and analytical report were used to determine sample holding times. All samples were analyzed within the required holding times.

All samples were properly received and stored by the laboratory.

3. Laboratory Blank Analyses

Method blanks are prepared from a purified matrix and analyzed with investigative samples to determine the existence and magnitude of sample contamination introduced during the analytical procedures.

For this study, laboratory method blanks were analyzed at a minimum frequency of 1 per 20 investigative samples and/or 1 per analytical batch.

All method blank results were non-detect, indicating that laboratory contamination was not a factor for this investigation with the exception of a low concentration of butane in both method blanks. Associated sample results were considerably higher in concentration than that of the blanks, and no qualification of the data was required.

4. Laboratory Control Sample Analyses

LCS are prepared and analyzed as samples to assess the analytical efficiencies of the methods employed, independent of sample matrix effects.

For this study, LCS were analyzed at a minimum frequency of 1 per 20 investigative samples and/or 1 per analytical batch.

The LCS contained all compounds of interest. All LCS recoveries were within the laboratory control limits, demonstrating acceptable analytical accuracy.

5. Field QA/QC Samples

Field QA/QC samples were not submitted with this sampling event.

6. Analyte Reporting

The laboratory reported detected results down to the laboratory's method detection limit (MDL) for each analyte. Positive analyte detections less than the reporting limit (RL) but greater than the MDL were qualified as estimated (J) in Table 2 unless qualified otherwise in this memorandum. Non-detect results were presented as non-detect at the RL in Table 2.

7. Target Compound Identification

To minimize erroneous compound identification during organic analyses, qualitative criteria including compound retention time and mass spectra were evaluated according to the identification criteria established by the method. The organic compounds reported adhered to the specified identification criteria.

8. Conclusion

Based on the assessment detailed in the foregoing, the data summarized in Table 2 are acceptable without qualification.

Table 1

Sample Collection and Analysis Summary
Quarterly Air Sampling
GM Components Holdings (GMCH)
Lockport, New York
November 2020

Sample Identification	Location	Matrix	Collection Date (mm/dd/yyyy)	Collection Time (hr:min)	Analysis/Parameters TO-15
10-IA-1-112320	10-IA-1	Indoor Air	11/23/2020	15:42	x
10-IA-2-112320	10-IA-2	Indoor Air	11/23/2020	15:30	x
OA-112320	OA	Outdoor Air	11/23/2020	14:46	x

Table 2

Analytical Results Summary
Quarterly Air Sampling
GM Components Holdings (GMCH)
Lockport, New York
November 2020

	Location ID:	10-IA-1	10-IA-2	OA
	Sample Name:	10-IA-1-112320	10-IA-2-112320	OA-112320
	Sample Date:	11/23/2020	11/23/2020	11/23/2020
Parameters	**Unit**			
Volatile Organic Compounds				
1,1,1-Trichloroethane	µg/m3	1.1 U	1.1 U	1.1 U
1,1,2,2-Tetrachloroethane	µg/m3	1.4 U	1.4 U	1.4 U
1,1,2-Trichloroethane	µg/m3	1.1 U	1.1 U	1.1 U
1,1-Dichloroethane	µg/m3	0.81 U	0.81 U	0.81 U
1,1-Dichloroethene	µg/m3	0.79 U	0.79 U	0.79 U
1,2,4-Trichlorobenzene	µg/m3	3.7 U	3.7 U	3.7 U
1,2,4-Trimethylbenzene	µg/m3	0.26 J	0.88 J	0.98 U
1,2-Dibromoethane (Ethylene dibromide)	µg/m3	1.5 U	1.5 U	1.5 U
1,2-Dichlorobenzene	µg/m3	1.2 U	1.2 U	1.2 U
1,2-Dichloroethane	µg/m3	0.81 U	0.81 U	0.81 U
1,2-Dichloroethene (total)	µg/m3	0.43 J	0.46 J	1.6 U
1,2-Dichloropropane	µg/m3	0.92 U	0.92 U	0.92 U
1,2-Dichlorotetrafluoroethane (CFC 114)	µg/m3	1.4 U	1.4 U	1.4 U
1,3,5-Trimethylbenzene	µg/m3	0.98 U	0.98 U	0.98 U
1,3-Butadiene	µg/m3	0.44 U	0.44 U	0.44 U
1,3-Dichlorobenzene	µg/m3	1.2 U	1.2 U	1.2 U
1,4-Dichlorobenzene	µg/m3	1.2 U	1.2 U	1.2 U
1,4-Dioxane	µg/m3	18 U	18 U	18 U
2,2,4-Trimethylpentane	µg/m3	0.93 U	0.93 U	0.93 U
2-Butanone (Methyl ethyl ketone) (MEK)	µg/m3	0.60 J	1.4 J	1.5 U
2-Chlorotoluene	µg/m3	1.0 U	1.0 U	1.0 U
2-Hexanone	µg/m3	2.0 U	2.0 U	2.0 U
2-Phenylbutane (sec-Butylbenzene)	µg/m3	1.1 U	1.1 U	1.1 U
4-Ethyl toluene	µg/m3	0.98 U	0.98 U	0.98 U
4-Methyl-2-pentanone (Methyl isobutyl ketone) (MIBK)	µg/m3	2.0 U	2.0 U	2.0 U
Acetone	µg/m3	240	210	4.6 J
Allyl chloride	µg/m3	1.6 U	1.6 U	1.6 U
Benzene	µg/m3	1.3	1.2	0.42 J
Benzyl chloride	µg/m3	1.0 U	1.0 U	1.0 U
Bromodichloromethane	µg/m3	1.3 U	1.3 U	1.3 U
Bromoform	µg/m3	2.1 U	2.1 U	2.1 U
Bromomethane (Methyl bromide)	µg/m3	0.78 U	0.78 U	0.78 U
Butane	µg/m3	21	11	1.6
Carbon disulfide	µg/m3	0.25 J	0.35 J	1.6 U
Carbon tetrachloride	µg/m3	0.56 J	0.61 J	0.50 J
Chlorobenzene	µg/m3	0.92 U	0.92 U	0.92 U
Chlorodifluoromethane	µg/m3	1.3 J	1.3 J	1.2 J
Chloroethane	µg/m3	1.3 U	1.3 U	1.3 U
Chloroform (Trichloromethane)	µg/m3	0.98 U	0.98 U	0.98 U
Chloromethane (Methyl chloride)	µg/m3	1.3	1.4	1.3
cis-1,2-Dichloroethene	µg/m3	0.43 J	0.46 J	0.79 U
cis-1,3-Dichloropropene	µg/m3	0.91 U	0.91 U	0.91 U
Cyclohexane	µg/m3	0.42 J	0.48 J	0.69 U
Cymene (p-Isopropyltoluene)	µg/m3	1.1 U	0.23 J	1.1 U
Dibromochloromethane	µg/m3	1.7 U	1.7 U	1.7 U
Dichlorodifluoromethane (CFC-12)	µg/m3	2.3 J	2.4 J	2.5
Ethylbenzene	µg/m3	0.56 J	0.47 J	0.87 U
Hexachlorobutadiene	µg/m3	2.1 U	2.1 U	2.1 U
Hexane	µg/m3	100	93	2.4
Isopropyl alcohol	µg/m3	5.8 J	5.9 J	12 U
Isopropyl benzene	µg/m3	0.98 U	0.98 U	0.98 U
m&p-Xylenes	µg/m3	1.9 J	1.6 J	2.2 U
Methyl methacrylate	µg/m3	2.0 U	2.0 U	2.0 U
Methyl tert butyl ether (MTBE)	µg/m3	0.72 U	0.72 U	0.72 U
Methylene chloride	µg/m3	1.7 U	1.7 U	1.7
N-Butylbenzene	µg/m3	1.1 U	1.1 U	1.1 U

Table 2

Analytical Results Summary
Quarterly Air Sampling
GM Components Holdings (GMCH)
Lockport, New York
November 2020

	Location ID:	**10-IA-1**	**10-IA-2**	**OA**
	Sample Name:	**10-IA-1-112320**	**10-IA-2-112320**	**OA-112320**
	Sample Date:	**11/23/2020**	**11/23/2020**	**11/23/2020**
Parameters	**Unit**			
Volatile Organic Compounds				
N-Heptane	µg/m3	0.44 J	0.54 J	0.82 U
N-Propylbenzene	µg/m3	0.98 U	0.98 U	0.98 U
Naphthalene	µg/m3	1.0 J	2.6 U	2.6 U
o-Xylene	µg/m3	0.58 J	0.51 J	0.87 U
Styrene	µg/m3	0.34 J	0.31 J	0.85 U
tert-Butyl alcohol	µg/m3	0.39 J	0.45 J	15 U
tert-Butylbenzene	µg/m3	1.1 U	1.1 U	1.1 U
Tetrachloroethene	µg/m3	6.0	5.5	1.4 U
Tetrahydrofuran	µg/m3	15 U	15 U	15 U
Toluene	µg/m3	110	98	0.43 J
trans-1,2-Dichloroethene	µg/m3	0.79 U	0.79 U	0.79 U
trans-1,3-Dichloropropene	µg/m3	0.91 U	0.91 U	0.91 U
Trichloroethene	µg/m3	0.66 J	0.66 J	1.1 U
Trichlorofluoromethane (CFC-11)	µg/m3	1.4	1.4	1.5
Trifluorotrichloroethane (CFC-113)	µg/m3	0.54 J	0.61 J	0.59 J
Vinyl bromide (Bromoethene)	µg/m3	0.87 U	0.87 U	0.87 U
Vinyl chloride	µg/m3	0.51 U	0.51 U	0.51 U
Xylenes (total)	µg/m3	2.5 J	2.1 J	3.0 U

Notes:

J - Estimated concentration
U - Not detected at the associated reporting limit

Table 3

Analytical Methods
Quarterly Air Sampling
GM Components Holdings (GMCH)
Lockport, New York
November 2020

Parameter	Method	Matrix	Preservation	Holding Time	
				Collection to Extraction (Days)	Collection or Extraction to Analysis (Days)
Volatile Organic Compounds (VOCs)	TO-15	Air	None	-	30

Notes:

- - Not applicable

Method Reference:
TO-15 - Compendium of Methods for the Determination of Toxic Organic Compounds in Ambient Air, EPA-625/R-96/010b, January 1999

eurofins | Environment Testing America

ANALYTICAL REPORT

Eurofins TestAmerica, Burlington
530 Community Drive
Suite 11
South Burlington, VT 05403
Tel: (802)660-1990

Laboratory Job ID: 200-57503-1
Client Project/Site: 058507, GM-Lockport Air Samples, 256042

For:
GHD Services Inc.
2055 Niagara Falls Blvd., Suite 3
Niagara Falls, New York 14304

Attn: Kathleen Willy

Authorized for release by:
3/12/2021 12:47:18 PM

Denise Heckler, Project Manager II
(330)966-9477
Denise.Heckler@Eurofinset.com

LINKS

Review your project results through TotalAccess

Have a Question? Ask The Expert

Visit us at: www.eurofinsus.com/Env

The test results in this report meet all 2003 NELAC, 2009 TNI, and 2016 TNI requirements for accredited parameters, exceptions are noted in this report. This report may not be reproduced except in full, and with written approval from the laboratory. For questions please contact the Project Manager at the e-mail address or telephone number listed on this page.

This report has been electronically signed and authorized by the signatory. Electronic signature is intended to be the legally binding equivalent of a traditionally handwritten signature.

Results relate only to the items tested and the sample(s) as received by the laboratory.

Table of Contents

Cover Page 1
Table of Contents 2
Definitions/Glossary 3
Case Narrative 4
Detection Summary 5
Client Sample Results 9
QC Sample Results 24
QC Association Summary 34
Lab Chronicle 35
Certification Summary 37
Method Summary 38
Sample Summary 39
Chain of Custody 40
Receipt Checklists 42
Clean Canister Certification 43
Pre-Ship Certification 43
Clean Canister Data 45

Definitions/Glossary

Client: GHD Services Inc.
Job ID: 200-57503-1
Project/Site: 058507, GM-Lockport Air Samples, 256042

Qualifiers

Air - GC/MS VOA

Qualifier	Qualifier Description
B	Compound was found in the blank and sample.
E	Result exceeded calibration range.
J	Result is less than the RL but greater than or equal to the MDL and the concentration is an approximate value.

Glossary

Abbreviation	These commonly used abbreviations may or may not be present in this report.
¤	Listed under the "D" column to designate that the result is reported on a dry weight basis
%R	Percent Recovery
CFL	Contains Free Liquid
CFU	Colony Forming Unit
CNF	Contains No Free Liquid
DER	Duplicate Error Ratio (normalized absolute difference)
Dil Fac	Dilution Factor
DL	Detection Limit (DoD/DOE)
DL, RA, RE, IN	Indicates a Dilution, Re-analysis, Re-extraction, or additional Initial metals/anion analysis of the sample
DLC	Decision Level Concentration (Radiochemistry)
EDL	Estimated Detection Limit (Dioxin)
LOD	Limit of Detection (DoD/DOE)
LOQ	Limit of Quantitation (DoD/DOE)
MCL	EPA recommended "Maximum Contaminant Level"
MDA	Minimum Detectable Activity (Radiochemistry)
MDC	Minimum Detectable Concentration (Radiochemistry)
MDL	Method Detection Limit
ML	Minimum Level (Dioxin)
MPN	Most Probable Number
MQL	Method Quantitation Limit
NC	Not Calculated
ND	Not Detected at the reporting limit (or MDL or EDL if shown)
NEG	Negative / Absent
POS	Positive / Present
PQL	Practical Quantitation Limit
PRES	Presumptive
QC	Quality Control
RER	Relative Error Ratio (Radiochemistry)
RL	Reporting Limit or Requested Limit (Radiochemistry)
RPD	Relative Percent Difference, a measure of the relative difference between two points
TEF	Toxicity Equivalent Factor (Dioxin)
TEQ	Toxicity Equivalent Quotient (Dioxin)
TNTC	Too Numerous To Count

Job ID: 200-57503-1

Laboratory: Eurofins TestAmerica, Burlington

Narrative

Job Narrative
200-57503-1

Comments
No additional comments.

Receipt
The samples were received on 3/5/2021 11:10 AM. Unless otherwise noted below, the samples arrived in good condition.

Air Toxics
Method TO-15: The continuing calibration verification (CCV) associated with batch 200-164640 recovered above the upper control limit for Bromoform. The samples associated with this CCV were non-detects for the affected analytes; therefore, the data have been reported. The associated sample is impacted: 8-IA-1-2021 (200-57503-3).

Method TO-15: The continuing calibration verification (CCV) associated with batch 200-164684 recovered above the upper control limit for Bromoform. The samples associated with this CCV were non-detects for the affected analytes; therefore, the data have been reported. The associated sample is impacted: OA-1-2021 (200-57503-7).

No additional analytical or quality issues were noted, other than those described above or in the Definitions/Glossary page.

Detection Summary

Client: GHD Services Inc.
Project/Site: 058507, GM-Lockport Air Samples, 256042

Job ID: 200-57503-1

Client Sample ID: 10-IA-1-2021 — Lab Sample ID: 200-57503-1

Analyte	Result	Qualifier	RL	MDL	Unit	Dil Fac	D	Method	Prep Type
Dichlorodifluoromethane	2.3	J	2.5	0.54	ug/m3	1		TO-15	Total/NA
Freon 22	1.3	J	1.8	0.42	ug/m3	1		TO-15	Total/NA
Chloromethane	1.4		1.0	0.23	ug/m3	1		TO-15	Total/NA
n-Butane	2.5		1.2	0.26	ug/m3	1		TO-15	Total/NA
Trichlorofluoromethane	1.6		1.1	0.34	ug/m3	1		TO-15	Total/NA
Acetone	390	E	12	2.9	ug/m3	1		TO-15	Total/NA
Isopropyl alcohol	26		12	1.2	ug/m3	1		TO-15	Total/NA
tert-Butyl alcohol	0.76	J	15	0.12	ug/m3	1		TO-15	Total/NA
n-Hexane	220	E	0.70	0.70	ug/m3	1		TO-15	Total/NA
Methyl Ethyl Ketone	1.5		1.5	0.21	ug/m3	1		TO-15	Total/NA
cis-1,2-Dichloroethene	0.88		0.79	0.18	ug/m3	1		TO-15	Total/NA
1,2-Dichloroethene, Total	0.88	J	1.6	0.17	ug/m3	1		TO-15	Total/NA
Cyclohexane	1.3		0.69	0.16	ug/m3	1		TO-15	Total/NA
Carbon tetrachloride	0.57	J	1.3	0.15	ug/m3	1		TO-15	Total/NA
Benzene	2.7		0.64	0.21	ug/m3	1		TO-15	Total/NA
n-Heptane	1.7		0.82	0.23	ug/m3	1		TO-15	Total/NA
Trichloroethene	1.3		1.1	0.19	ug/m3	1		TO-15	Total/NA
Toluene	310	E	0.75	0.41	ug/m3	1		TO-15	Total/NA
Tetrachloroethene	8.2		1.4	0.22	ug/m3	1		TO-15	Total/NA
Ethylbenzene	0.56	J	0.87	0.27	ug/m3	1		TO-15	Total/NA
m,p-Xylene	1.3	J	2.2	0.43	ug/m3	1		TO-15	Total/NA
Xylene, o-	0.43	J	0.87	0.21	ug/m3	1		TO-15	Total/NA
Xylene (total)	1.7	J	3.0	0.21	ug/m3	1		TO-15	Total/NA
Styrene	0.60	J	0.85	0.17	ug/m3	1		TO-15	Total/NA
1,2,4-Trimethylbenzene	0.29	J	0.98	0.22	ug/m3	1		TO-15	Total/NA
4-Isopropyltoluene	0.36	J	1.1	0.21	ug/m3	1		TO-15	Total/NA
Naphthalene	2.5	J	2.6	0.89	ug/m3	1		TO-15	Total/NA
Acetone - DL	170		85	20	ug/m3	7.14		TO-15	Total/NA
Isopropyl alcohol - DL	16	J	88	8.4	ug/m3	7.14		TO-15	Total/NA
n-Hexane - DL	110		5.0	5.0	ug/m3	7.14		TO-15	Total/NA
Toluene - DL	150		5.4	3.0	ug/m3	7.14		TO-15	Total/NA
Tetrachloroethene - DL	3.4	J	9.7	1.6	ug/m3	7.14		TO-15	Total/NA
Xylene, o- - DL	1.7	J B	6.2	1.5	ug/m3	7.14		TO-15	Total/NA
Xylene (total) - DL	1.7	J B	22	1.5	ug/m3	7.14		TO-15	Total/NA

Client Sample ID: 10-IA-2-2021 — Lab Sample ID: 200-57503-2

Analyte	Result	Qualifier	RL	MDL	Unit	Dil Fac	D	Method	Prep Type
Dichlorodifluoromethane	2.5		2.5	0.54	ug/m3	1		TO-15	Total/NA
Freon 22	1.5	J	1.8	0.42	ug/m3	1		TO-15	Total/NA
Chloromethane	1.5		1.0	0.23	ug/m3	1		TO-15	Total/NA
n-Butane	2.9		1.2	0.26	ug/m3	1		TO-15	Total/NA
Trichlorofluoromethane	1.6		1.1	0.34	ug/m3	1		TO-15	Total/NA
Acetone	170	E	12	2.9	ug/m3	1		TO-15	Total/NA
Isopropyl alcohol	22		12	1.2	ug/m3	1		TO-15	Total/NA
n-Hexane	92		0.70	0.70	ug/m3	1		TO-15	Total/NA
Methyl Ethyl Ketone	1.1	J	1.5	0.21	ug/m3	1		TO-15	Total/NA
cis-1,2-Dichloroethene	1.7		0.79	0.18	ug/m3	1		TO-15	Total/NA
1,2-Dichloroethene, Total	1.7		1.6	0.17	ug/m3	1		TO-15	Total/NA
Cyclohexane	0.65	J	0.69	0.16	ug/m3	1		TO-15	Total/NA
Carbon tetrachloride	0.56	J	1.3	0.15	ug/m3	1		TO-15	Total/NA

This Detection Summary does not include radiochemical test results.

Detection Summary

Client: GHD Services Inc.
Project/Site: 058507, GM-Lockport Air Samples, 256042

Job ID: 200-57503-1

Client Sample ID: 10-IA-2-2021 (Continued) — Lab Sample ID: 200-57503-2

Analyte	Result	Qualifier	RL	MDL	Unit	Dil Fac	D	Method	Prep Type
Benzene	1.7		0.64	0.21	ug/m3	1		TO-15	Total/NA
n-Heptane	1.3		0.82	0.23	ug/m3	1		TO-15	Total/NA
Trichloroethene	2.3		1.1	0.19	ug/m3	1		TO-15	Total/NA
Toluene	130		0.75	0.41	ug/m3	1		TO-15	Total/NA
Tetrachloroethene	13		1.4	0.22	ug/m3	1		TO-15	Total/NA
Ethylbenzene	0.64	J	0.87	0.27	ug/m3	1		TO-15	Total/NA
m,p-Xylene	2.1	J	2.2	0.43	ug/m3	1		TO-15	Total/NA
Xylene, o-	0.63	J	0.87	0.21	ug/m3	1		TO-15	Total/NA
Xylene (total)	2.7	J	3.0	0.21	ug/m3	1		TO-15	Total/NA
Styrene	0.41	J	0.85	0.17	ug/m3	1		TO-15	Total/NA
1,2,4-Trimethylbenzene	0.27	J	0.98	0.22	ug/m3	1		TO-15	Total/NA
4-Isopropyltoluene	0.30	J	1.1	0.21	ug/m3	1		TO-15	Total/NA
Naphthalene	4.0		2.6	0.89	ug/m3	1		TO-15	Total/NA
n-Butane - DL	2.2	J	5.9	1.3	ug/m3	5		TO-15	Total/NA
Acetone - DL	94		59	14	ug/m3	5		TO-15	Total/NA
Isopropyl alcohol - DL	14	J	61	5.9	ug/m3	5		TO-15	Total/NA
n-Hexane - DL	56		3.5	3.5	ug/m3	5		TO-15	Total/NA
Trichloroethene - DL	1.8	J	5.4	0.94	ug/m3	5		TO-15	Total/NA
Toluene - DL	78		3.8	2.1	ug/m3	5		TO-15	Total/NA
Tetrachloroethene - DL	8.7		6.8	1.1	ug/m3	5		TO-15	Total/NA
Ethylbenzene - DL	1.9	J B	4.3	1.4	ug/m3	5		TO-15	Total/NA

Client Sample ID: 8-IA-1-2021 — Lab Sample ID: 200-57503-3

Analyte	Result	Qualifier	RL	MDL	Unit	Dil Fac	D	Method	Prep Type
Dichlorodifluoromethane	2.8		2.5	0.54	ug/m3	1		TO-15	Total/NA
Freon 22	6.4		1.8	0.42	ug/m3	1		TO-15	Total/NA
Chloromethane	1.5		1.0	0.23	ug/m3	1		TO-15	Total/NA
n-Butane	4.4		1.2	0.26	ug/m3	1		TO-15	Total/NA
Trichlorofluoromethane	2.6		1.1	0.34	ug/m3	1		TO-15	Total/NA
Freon TF	0.98	J	1.5	0.29	ug/m3	1		TO-15	Total/NA
Acetone	14		12	2.9	ug/m3	1		TO-15	Total/NA
Isopropyl alcohol	1.2	J	12	1.2	ug/m3	1		TO-15	Total/NA
Carbon disulfide	0.31	J	1.6	0.23	ug/m3	1		TO-15	Total/NA
n-Hexane	3.8		0.70	0.70	ug/m3	1		TO-15	Total/NA
Methyl Ethyl Ketone	1.5		1.5	0.21	ug/m3	1		TO-15	Total/NA
cis-1,2-Dichloroethene	0.76	J	0.79	0.18	ug/m3	1		TO-15	Total/NA
1,2-Dichloroethene, Total	0.76	J	1.6	0.17	ug/m3	1		TO-15	Total/NA
Carbon tetrachloride	0.47	J	1.3	0.15	ug/m3	1		TO-15	Total/NA
Benzene	0.77		0.64	0.21	ug/m3	1		TO-15	Total/NA
n-Heptane	0.39	J	0.82	0.23	ug/m3	1		TO-15	Total/NA
Trichloroethene	4.1		1.1	0.19	ug/m3	1		TO-15	Total/NA
Toluene	2.5		0.75	0.41	ug/m3	1		TO-15	Total/NA
Tetrachloroethene	0.48	J	1.4	0.22	ug/m3	1		TO-15	Total/NA
m,p-Xylene	0.53	J	2.2	0.43	ug/m3	1		TO-15	Total/NA
Xylene (total)	0.53	J	3.0	0.21	ug/m3	1		TO-15	Total/NA
1,2,4-Trimethylbenzene	0.34	J	0.98	0.22	ug/m3	1		TO-15	Total/NA
Naphthalene	1.6	J	2.6	0.89	ug/m3	1		TO-15	Total/NA

This Detection Summary does not include radiochemical test results.

Detection Summary

Client: GHD Services Inc.
Project/Site: 058507, GM-Lockport Air Samples, 256042

Job ID: 200-57503-1

Client Sample ID: 8-IA-2-2021 — Lab Sample ID: 200-57503-4

Analyte	Result	Qualifier	RL	MDL	Unit	Dil Fac	D	Method	Prep Type
Dichlorodifluoromethane	2.6		2.5	0.54	ug/m3	1		TO-15	Total/NA
Freon 22	5.1		1.8	0.42	ug/m3	1		TO-15	Total/NA
Chloromethane	1.5		1.0	0.23	ug/m3	1		TO-15	Total/NA
n-Butane	6.4		1.2	0.26	ug/m3	1		TO-15	Total/NA
Trichlorofluoromethane	2.7		1.1	0.34	ug/m3	1		TO-15	Total/NA
Freon TF	1.1	J	1.5	0.29	ug/m3	1		TO-15	Total/NA
Acetone	15		12	2.9	ug/m3	1		TO-15	Total/NA
Isopropyl alcohol	1.3	J	12	1.2	ug/m3	1		TO-15	Total/NA
Carbon disulfide	0.24	J	1.6	0.23	ug/m3	1		TO-15	Total/NA
n-Hexane	3.8		0.70	0.70	ug/m3	1		TO-15	Total/NA
Methyl Ethyl Ketone	1.8		1.5	0.21	ug/m3	1		TO-15	Total/NA
cis-1,2-Dichloroethene	1.1		0.79	0.18	ug/m3	1		TO-15	Total/NA
1,2-Dichloroethene, Total	1.1	J	1.6	0.17	ug/m3	1		TO-15	Total/NA
Chloroform	0.19	J	0.98	0.16	ug/m3	1		TO-15	Total/NA
Tetrahydrofuran	0.68	J	15	0.19	ug/m3	1		TO-15	Total/NA
Cyclohexane	0.16	J	0.69	0.16	ug/m3	1		TO-15	Total/NA
Carbon tetrachloride	0.49	J	1.3	0.15	ug/m3	1		TO-15	Total/NA
2,2,4-Trimethylpentane	0.24	J	0.93	0.19	ug/m3	1		TO-15	Total/NA
Benzene	0.96		0.64	0.21	ug/m3	1		TO-15	Total/NA
n-Heptane	0.42	J	0.82	0.23	ug/m3	1		TO-15	Total/NA
Trichloroethene	4.5		1.1	0.19	ug/m3	1		TO-15	Total/NA
Toluene	2.4		0.75	0.41	ug/m3	1		TO-15	Total/NA
Tetrachloroethene	0.58	J	1.4	0.22	ug/m3	1		TO-15	Total/NA
m,p-Xylene	0.63	J	2.2	0.43	ug/m3	1		TO-15	Total/NA
Xylene, o-	0.25	J	0.87	0.21	ug/m3	1		TO-15	Total/NA
Xylene (total)	0.88	J	3.0	0.21	ug/m3	1		TO-15	Total/NA
Styrene	0.21	J	0.85	0.17	ug/m3	1		TO-15	Total/NA
1,2,4-Trimethylbenzene	0.39	J	0.98	0.22	ug/m3	1		TO-15	Total/NA

Client Sample ID: 7A-IA-1-2021 — Lab Sample ID: 200-57503-5

Analyte	Result	Qualifier	RL	MDL	Unit	Dil Fac	D	Method	Prep Type
Dichlorodifluoromethane	3.3		2.5	0.54	ug/m3	1		TO-15	Total/NA
Freon 22	19		1.8	0.42	ug/m3	1		TO-15	Total/NA
Chloromethane	1.5		1.0	0.23	ug/m3	1		TO-15	Total/NA
n-Butane	1.6		1.2	0.26	ug/m3	1		TO-15	Total/NA
Trichlorofluoromethane	1.7		1.1	0.34	ug/m3	1		TO-15	Total/NA
Freon TF	0.64	J	1.5	0.29	ug/m3	1		TO-15	Total/NA
Acetone	12		12	2.9	ug/m3	1		TO-15	Total/NA
Isopropyl alcohol	7.5	J	12	1.2	ug/m3	1		TO-15	Total/NA
Methyl Ethyl Ketone	1.2	J	1.5	0.21	ug/m3	1		TO-15	Total/NA
Carbon tetrachloride	0.45	J	1.3	0.15	ug/m3	1		TO-15	Total/NA
Benzene	0.59	J	0.64	0.21	ug/m3	1		TO-15	Total/NA
n-Heptane	0.74	J	0.82	0.23	ug/m3	1		TO-15	Total/NA
Trichloroethene	0.46	J	1.1	0.19	ug/m3	1		TO-15	Total/NA
Toluene	0.51	J	0.75	0.41	ug/m3	1		TO-15	Total/NA
Tetrachloroethene	1.8		1.4	0.22	ug/m3	1		TO-15	Total/NA

Client Sample ID: 7A-IA-2-2021 — Lab Sample ID: 200-57503-6

Analyte	Result	Qualifier	RL	MDL	Unit	Dil Fac	D	Method	Prep Type
Dichlorodifluoromethane	7.4		2.5	0.54	ug/m3	1		TO-15	Total/NA

This Detection Summary does not include radiochemical test results.

Eurofins TestAmerica, Burlington

Detection Summary

Client: GHD Services Inc.
Project/Site: 058507, GM-Lockport Air Samples, 256042

Job ID: 200-57503-1

Client Sample ID: 7A-IA-2-2021 (Continued) — Lab Sample ID: 200-57503-6

Analyte	Result	Qualifier	RL	MDL	Unit	Dil Fac	D	Method	Prep Type
Freon 22	32		1.8	0.42	ug/m3	1		TO-15	Total/NA
Chloromethane	1.6		1.0	0.23	ug/m3	1		TO-15	Total/NA
n-Butane	3.2		1.2	0.26	ug/m3	1		TO-15	Total/NA
Trichlorofluoromethane	1.7		1.1	0.34	ug/m3	1		TO-15	Total/NA
Freon TF	0.65	J	1.5	0.29	ug/m3	1		TO-15	Total/NA
Acetone	19		12	2.9	ug/m3	1		TO-15	Total/NA
Isopropyl alcohol	13		12	1.2	ug/m3	1		TO-15	Total/NA
Carbon disulfide	0.41	J	1.6	0.23	ug/m3	1		TO-15	Total/NA
Methyl Ethyl Ketone	3.2		1.5	0.21	ug/m3	1		TO-15	Total/NA
Chloroform	0.23	J	0.98	0.16	ug/m3	1		TO-15	Total/NA
Carbon tetrachloride	0.60	J	1.3	0.15	ug/m3	1		TO-15	Total/NA
Benzene	0.59	J	0.64	0.21	ug/m3	1		TO-15	Total/NA
n-Heptane	0.38	J	0.82	0.23	ug/m3	1		TO-15	Total/NA
Trichloroethene	0.53	J	1.1	0.19	ug/m3	1		TO-15	Total/NA
1,4-Dioxane	1.4	J	18	0.30	ug/m3	1		TO-15	Total/NA
Toluene	0.64	J	0.75	0.41	ug/m3	1		TO-15	Total/NA
Tetrachloroethene	1.9		1.4	0.22	ug/m3	1		TO-15	Total/NA
1,2,4-Trimethylbenzene	0.28	J	0.98	0.22	ug/m3	1		TO-15	Total/NA

Client Sample ID: OA-1-2021 — Lab Sample ID: 200-57503-7

Analyte	Result	Qualifier	RL	MDL	Unit	Dil Fac	D	Method	Prep Type
Dichlorodifluoromethane	2.4	J	2.5	0.54	ug/m3	1		TO-15	Total/NA
Freon 22	1.1	J	1.8	0.42	ug/m3	1		TO-15	Total/NA
Chloromethane	1.5		1.0	0.23	ug/m3	1		TO-15	Total/NA
n-Butane	1.7		1.2	0.26	ug/m3	1		TO-15	Total/NA
Trichlorofluoromethane	1.6		1.1	0.34	ug/m3	1		TO-15	Total/NA
Freon TF	0.57	J	1.5	0.29	ug/m3	1		TO-15	Total/NA
Acetone	4.5	J	12	2.9	ug/m3	1		TO-15	Total/NA
Methyl Ethyl Ketone	0.85	J	1.5	0.21	ug/m3	1		TO-15	Total/NA
Carbon tetrachloride	0.43	J	1.3	0.15	ug/m3	1		TO-15	Total/NA
Benzene	0.56	J	0.64	0.21	ug/m3	1		TO-15	Total/NA

This Detection Summary does not include radiochemical test results.

Client Sample Results

Client: GHD Services Inc.
Project/Site: 058507, GM-Lockport Air Samples, 256042

Job ID: 200-57503-1

Client Sample ID: 10-IA-1-2021

Lab Sample ID: 200-57503-1

Date Collected: 03/03/21 15:30
Matrix: Air
Date Received: 03/05/21 11:10
Sample Container: Summa Canister 6L

Method: TO-15 - Volatile Organic Compounds in Ambient Air

Analyte	Result	Qualifier	RL	MDL	Unit	D	Prepared	Analyzed	Dil Fac
Dichlorodifluoromethane	**2.3**	**J**	2.5	0.54	ug/m3			03/10/21 00:53	1
Freon 22	**1.3**	**J**	1.8	0.42	ug/m3			03/10/21 00:53	1
1,2-Dichlorotetrafluoroethane	ND		1.4	0.24	ug/m3			03/10/21 00:53	1
Chloromethane	**1.4**		1.0	0.23	ug/m3			03/10/21 00:53	1
n-Butane	**2.5**		1.2	0.26	ug/m3			03/10/21 00:53	1
Vinyl chloride	ND		0.51	0.11	ug/m3			03/10/21 00:53	1
1,3-Butadiene	ND		0.44	0.13	ug/m3			03/10/21 00:53	1
Bromomethane	ND		0.78	0.20	ug/m3			03/10/21 00:53	1
Chloroethane	ND		1.3	0.14	ug/m3			03/10/21 00:53	1
Bromoethene(Vinyl Bromide)	ND		0.87	0.23	ug/m3			03/10/21 00:53	1
Trichlorofluoromethane	**1.6**		1.1	0.34	ug/m3			03/10/21 00:53	1
Freon TF	ND		1.5	0.29	ug/m3			03/10/21 00:53	1
1,1-Dichloroethene	ND		0.79	0.15	ug/m3			03/10/21 00:53	1
Acetone	**390**	**E**	12	2.9	ug/m3			03/10/21 00:53	1
Isopropyl alcohol	**26**		12	1.2	ug/m3			03/10/21 00:53	1
Carbon disulfide	ND		1.6	0.23	ug/m3			03/10/21 00:53	1
3-Chloropropene	ND		1.6	0.20	ug/m3			03/10/21 00:53	1
Methylene Chloride	ND		1.7	0.94	ug/m3			03/10/21 00:53	1
tert-Butyl alcohol	**0.76**	**J**	15	0.12	ug/m3			03/10/21 00:53	1
Methyl tert-butyl ether	ND		0.72	0.12	ug/m3			03/10/21 00:53	1
trans-1,2-Dichloroethene	ND		0.79	0.17	ug/m3			03/10/21 00:53	1
n-Hexane	**220**	**E**	0.70	0.70	ug/m3			03/10/21 00:53	1
1,1-Dichloroethane	ND		0.81	0.17	ug/m3			03/10/21 00:53	1
Methyl Ethyl Ketone	**1.5**		1.5	0.21	ug/m3			03/10/21 00:53	1
cis-1,2-Dichloroethene	**0.88**		0.79	0.18	ug/m3			03/10/21 00:53	1
1,2-Dichloroethene, Total	**0.88**	**J**	1.6	0.17	ug/m3			03/10/21 00:53	1
Chloroform	ND		0.98	0.16	ug/m3			03/10/21 00:53	1
Tetrahydrofuran	ND		15	0.19	ug/m3			03/10/21 00:53	1
1,1,1-Trichloroethane	ND		1.1	0.20	ug/m3			03/10/21 00:53	1
Cyclohexane	**1.3**		0.69	0.16	ug/m3			03/10/21 00:53	1
Carbon tetrachloride	**0.57**	**J**	1.3	0.15	ug/m3			03/10/21 00:53	1
2,2,4-Trimethylpentane	ND		0.93	0.19	ug/m3			03/10/21 00:53	1
Benzene	**2.7**		0.64	0.21	ug/m3			03/10/21 00:53	1
1,2-Dichloroethane	ND		0.81	0.13	ug/m3			03/10/21 00:53	1
n-Heptane	**1.7**		0.82	0.23	ug/m3			03/10/21 00:53	1
Trichloroethene	**1.3**		1.1	0.19	ug/m3			03/10/21 00:53	1
Methyl methacrylate	ND		2.0	0.14	ug/m3			03/10/21 00:53	1
1,2-Dichloropropane	ND		0.92	0.15	ug/m3			03/10/21 00:53	1
1,4-Dioxane	ND		18	0.30	ug/m3			03/10/21 00:53	1
Bromodichloromethane	ND		1.3	0.23	ug/m3			03/10/21 00:53	1
cis-1,3-Dichloropropene	ND		0.91	0.15	ug/m3			03/10/21 00:53	1
methyl isobutyl ketone	ND		2.0	0.15	ug/m3			03/10/21 00:53	1
Toluene	**310**	**E**	0.75	0.41	ug/m3			03/10/21 00:53	1
trans-1,3-Dichloropropene	ND		0.91	0.18	ug/m3			03/10/21 00:53	1
1,1,2-Trichloroethane	ND		1.1	0.20	ug/m3			03/10/21 00:53	1
Tetrachloroethene	**8.2**		1.4	0.22	ug/m3			03/10/21 00:53	1
Methyl Butyl Ketone (2-Hexanone)	ND		2.0	0.20	ug/m3			03/10/21 00:53	1
Dibromochloromethane	ND		1.7	0.31	ug/m3			03/10/21 00:53	1

Client Sample Results

Client: GHD Services Inc.
Project/Site: 058507, GM-Lockport Air Samples, 256042

Job ID: 200-57503-1

Client Sample ID: 10-IA-1-2021

Lab Sample ID: 200-57503-1

Date Collected: 03/03/21 15:30
Matrix: Air
Date Received: 03/05/21 11:10
Sample Container: Summa Canister 6L

Method: TO-15 - Volatile Organic Compounds in Ambient Air (Continued)

Analyte	Result	Qualifier	RL	MDL	Unit	D	Prepared	Analyzed	Dil Fac
1,2-Dibromoethane	ND		1.5	0.38	ug/m3			03/10/21 00:53	1
Chlorobenzene	ND		0.92	0.26	ug/m3			03/10/21 00:53	1
Ethylbenzene	**0.56**	**J**	0.87	0.27	ug/m3			03/10/21 00:53	1
m,p-Xylene	**1.3**	**J**	2.2	0.43	ug/m3			03/10/21 00:53	1
Xylene, o-	**0.43**	**J**	0.87	0.21	ug/m3			03/10/21 00:53	1
Xylene (total)	**1.7**	**J**	3.0	0.21	ug/m3			03/10/21 00:53	1
Styrene	**0.60**	**J**	0.85	0.17	ug/m3			03/10/21 00:53	1
Bromoform	ND		2.1	0.50	ug/m3			03/10/21 00:53	1
Cumene	ND		0.98	0.17	ug/m3			03/10/21 00:53	1
1,1,2,2-Tetrachloroethane	ND		1.4	0.29	ug/m3			03/10/21 00:53	1
n-Propylbenzene	ND		0.98	0.19	ug/m3			03/10/21 00:53	1
4-Ethyltoluene	ND		0.98	0.20	ug/m3			03/10/21 00:53	1
1,3,5-Trimethylbenzene	ND		0.98	0.19	ug/m3			03/10/21 00:53	1
2-Chlorotoluene	ND		1.0	0.22	ug/m3			03/10/21 00:53	1
tert-Butylbenzene	ND		1.1	0.19	ug/m3			03/10/21 00:53	1
1,2,4-Trimethylbenzene	**0.29**	**J**	0.98	0.22	ug/m3			03/10/21 00:53	1
sec-Butylbenzene	ND		1.1	0.19	ug/m3			03/10/21 00:53	1
4-Isopropyltoluene	**0.36**	**J**	1.1	0.21	ug/m3			03/10/21 00:53	1
1,3-Dichlorobenzene	ND		1.2	0.66	ug/m3			03/10/21 00:53	1
1,4-Dichlorobenzene	ND		1.2	0.72	ug/m3			03/10/21 00:53	1
Benzyl chloride	ND		1.0	0.44	ug/m3			03/10/21 00:53	1
n-Butylbenzene	ND		1.1	0.21	ug/m3			03/10/21 00:53	1
1,2-Dichlorobenzene	ND		1.2	0.58	ug/m3			03/10/21 00:53	1
1,2,4-Trichlorobenzene	ND		3.7	1.6	ug/m3			03/10/21 00:53	1
Hexachlorobutadiene	ND		2.1	0.81	ug/m3			03/10/21 00:53	1
Naphthalene	**2.5**	**J**	2.6	0.89	ug/m3			03/10/21 00:53	1

Method: TO-15 - Volatile Organic Compounds in Ambient Air - DL

Analyte	Result	Qualifier	RL	MDL	Unit	D	Prepared	Analyzed	Dil Fac
Dichlorodifluoromethane	ND		18	3.9	ug/m3			03/10/21 14:53	7.14
Freon 22	ND		13	3.0	ug/m3			03/10/21 14:53	7.14
1,2-Dichlorotetrafluoroethane	ND		10	1.7	ug/m3			03/10/21 14:53	7.14
Chloromethane	ND		7.4	1.6	ug/m3			03/10/21 14:53	7.14
n-Butane	ND		8.5	1.9	ug/m3			03/10/21 14:53	7.14
Vinyl chloride	ND		3.7	0.80	ug/m3			03/10/21 14:53	7.14
1,3-Butadiene	ND		3.2	0.90	ug/m3			03/10/21 14:53	7.14
Bromomethane	ND		5.5	1.4	ug/m3			03/10/21 14:53	7.14
Chloroethane	ND		9.4	1.0	ug/m3			03/10/21 14:53	7.14
Bromoethene(Vinyl Bromide)	ND		6.2	1.6	ug/m3			03/10/21 14:53	7.14
Trichlorofluoromethane	ND		8.0	2.4	ug/m3			03/10/21 14:53	7.14
Freon TF	ND		11	2.1	ug/m3			03/10/21 14:53	7.14
1,1-Dichloroethene	ND		5.7	1.1	ug/m3			03/10/21 14:53	7.14
Acetone	**170**		85	20	ug/m3			03/10/21 14:53	7.14
Isopropyl alcohol	**16**	**J**	88	8.4	ug/m3			03/10/21 14:53	7.14
Carbon disulfide	ND		11	1.6	ug/m3			03/10/21 14:53	7.14
3-Chloropropene	ND		11	1.4	ug/m3			03/10/21 14:53	7.14
Methylene Chloride	ND		12	6.7	ug/m3			03/10/21 14:53	7.14
tert-Butyl alcohol	ND		110	0.82	ug/m3			03/10/21 14:53	7.14
Methyl tert-butyl ether	ND		5.1	0.85	ug/m3			03/10/21 14:53	7.14

Client Sample Results

Client: GHD Services Inc.
Project/Site: 058507, GM-Lockport Air Samples, 256042

Job ID: 200-57503-1

Client Sample ID: 10-IA-1-2021

Lab Sample ID: 200-57503-1

Date Collected: 03/03/21 15:30
Matrix: Air
Date Received: 03/05/21 11:10
Sample Container: Summa Canister 6L

Method: TO-15 - Volatile Organic Compounds in Ambient Air - DL (Continued)

Analyte	Result	Qualifier	RL	MDL	Unit	D	Prepared	Analyzed	Dil Fac
trans-1,2-Dichloroethene	ND		5.7	1.2	ug/m3			03/10/21 14:53	7.14
n-Hexane	**110**		5.0	5.0	ug/m3			03/10/21 14:53	7.14
1,1-Dichloroethane	ND		5.8	1.2	ug/m3			03/10/21 14:53	7.14
Methyl Ethyl Ketone	ND		11	1.5	ug/m3			03/10/21 14:53	7.14
cis-1,2-Dichloroethene	ND		5.7	1.3	ug/m3			03/10/21 14:53	7.14
1,2-Dichloroethene, Total	ND		11	1.2	ug/m3			03/10/21 14:53	7.14
Chloroform	ND		7.0	1.1	ug/m3			03/10/21 14:53	7.14
Tetrahydrofuran	ND		110	1.4	ug/m3			03/10/21 14:53	7.14
1,1,1-Trichloroethane	ND		7.8	1.4	ug/m3			03/10/21 14:53	7.14
Cyclohexane	ND		4.9	1.1	ug/m3			03/10/21 14:53	7.14
Carbon tetrachloride	ND		9.0	1.1	ug/m3			03/10/21 14:53	7.14
2,2,4-Trimethylpentane	ND		6.7	1.4	ug/m3			03/10/21 14:53	7.14
Benzene	ND		4.6	1.5	ug/m3			03/10/21 14:53	7.14
1,2-Dichloroethane	ND		5.8	0.92	ug/m3			03/10/21 14:53	7.14
n-Heptane	ND		5.9	1.6	ug/m3			03/10/21 14:53	7.14
Trichloroethene	ND		7.7	1.3	ug/m3			03/10/21 14:53	7.14
Methyl methacrylate	ND		15	0.96	ug/m3			03/10/21 14:53	7.14
1,2-Dichloropropane	ND		6.6	1.1	ug/m3			03/10/21 14:53	7.14
1,4-Dioxane	ND		130	2.2	ug/m3			03/10/21 14:53	7.14
Bromodichloromethane	ND		9.6	1.7	ug/m3			03/10/21 14:53	7.14
cis-1,3-Dichloropropene	ND		6.5	1.0	ug/m3			03/10/21 14:53	7.14
methyl isobutyl ketone	ND		15	1.1	ug/m3			03/10/21 14:53	7.14
Toluene	**150**		5.4	3.0	ug/m3			03/10/21 14:53	7.14
trans-1,3-Dichloropropene	ND		6.5	1.3	ug/m3			03/10/21 14:53	7.14
1,1,2-Trichloroethane	ND		7.8	1.4	ug/m3			03/10/21 14:53	7.14
Tetrachloroethene	**3.4**	**J**	9.7	1.6	ug/m3			03/10/21 14:53	7.14
Methyl Butyl Ketone (2-Hexanone)	ND		15	1.4	ug/m3			03/10/21 14:53	7.14
Dibromochloromethane	ND		12	2.2	ug/m3			03/10/21 14:53	7.14
1,2-Dibromoethane	ND		11	2.7	ug/m3			03/10/21 14:53	7.14
Chlorobenzene	ND		6.6	1.8	ug/m3			03/10/21 14:53	7.14
Ethylbenzene	ND		6.2	2.0	ug/m3			03/10/21 14:53	7.14
m,p-Xylene	ND		16	3.1	ug/m3			03/10/21 14:53	7.14
Xylene, o-	**1.7**	**J B**	6.2	1.5	ug/m3			03/10/21 14:53	7.14
Xylene (total)	**1.7**	**J B**	22	1.5	ug/m3			03/10/21 14:53	7.14
Styrene	ND		6.1	1.2	ug/m3			03/10/21 14:53	7.14
Bromoform	ND		15	3.5	ug/m3			03/10/21 14:53	7.14
Cumene	ND		7.0	1.2	ug/m3			03/10/21 14:53	7.14
1,1,2,2-Tetrachloroethane	ND		9.8	2.1	ug/m3			03/10/21 14:53	7.14
n-Propylbenzene	ND		7.0	1.4	ug/m3			03/10/21 14:53	7.14
4-Ethyltoluene	ND		7.0	1.4	ug/m3			03/10/21 14:53	7.14
1,3,5-Trimethylbenzene	ND		7.0	1.4	ug/m3			03/10/21 14:53	7.14
2-Chlorotoluene	ND		7.4	1.6	ug/m3			03/10/21 14:53	7.14
tert-Butylbenzene	ND		7.8	1.4	ug/m3			03/10/21 14:53	7.14
1,2,4-Trimethylbenzene	ND		7.0	1.5	ug/m3			03/10/21 14:53	7.14
sec-Butylbenzene	ND		7.8	1.4	ug/m3			03/10/21 14:53	7.14
4-Isopropyltoluene	ND		7.8	1.5	ug/m3			03/10/21 14:53	7.14
1,3-Dichlorobenzene	ND		8.6	4.7	ug/m3			03/10/21 14:53	7.14
1,4-Dichlorobenzene	ND		8.6	5.2	ug/m3			03/10/21 14:53	7.14

Client Sample ID: 10-IA-1-2021

Lab Sample ID: 200-57503-1

Date Collected: 03/03/21 15:30
Matrix: Air
Date Received: 03/05/21 11:10
Sample Container: Summa Canister 6L

Method: TO-15 - Volatile Organic Compounds in Ambient Air - DL (Continued)

Analyte	Result	Qualifier	RL	MDL	Unit	D	Prepared	Analyzed	Dil Fac
Benzyl chloride	ND		7.4	3.1	ug/m3			03/10/21 14:53	7.14
n-Butylbenzene	ND		7.8	1.5	ug/m3			03/10/21 14:53	7.14
1,2-Dichlorobenzene	ND		8.6	4.2	ug/m3			03/10/21 14:53	7.14
1,2,4-Trichlorobenzene	ND		26	12	ug/m3			03/10/21 14:53	7.14
Hexachlorobutadiene	ND		15	5.8	ug/m3			03/10/21 14:53	7.14
Naphthalene	ND		19	6.4	ug/m3			03/10/21 14:53	7.14

Client Sample ID: 10-IA-2-2021

Lab Sample ID: 200-57503-2

Date Collected: 03/03/21 15:31
Matrix: Air
Date Received: 03/05/21 11:10
Sample Container: Summa Canister 6L

Method: TO-15 - Volatile Organic Compounds in Ambient Air

Analyte	Result	Qualifier	RL	MDL	Unit	D	Prepared	Analyzed	Dil Fac
Dichlorodifluoromethane	**2.5**		2.5	0.54	ug/m3			03/10/21 01:46	1
Freon 22	**1.5**	**J**	1.8	0.42	ug/m3			03/10/21 01:46	1
1,2-Dichlorotetrafluoroethane	ND		1.4	0.24	ug/m3			03/10/21 01:46	1
Chloromethane	**1.5**		1.0	0.23	ug/m3			03/10/21 01:46	1
n-Butane	**2.9**		1.2	0.26	ug/m3			03/10/21 01:46	1
Vinyl chloride	ND		0.51	0.11	ug/m3			03/10/21 01:46	1
1,3-Butadiene	ND		0.44	0.13	ug/m3			03/10/21 01:46	1
Bromomethane	ND		0.78	0.20	ug/m3			03/10/21 01:46	1
Chloroethane	ND		1.3	0.14	ug/m3			03/10/21 01:46	1
Bromoethene(Vinyl Bromide)	ND		0.87	0.23	ug/m3			03/10/21 01:46	1
Trichlorofluoromethane	**1.6**		1.1	0.34	ug/m3			03/10/21 01:46	1
Freon TF	ND		1.5	0.29	ug/m3			03/10/21 01:46	1
1,1-Dichloroethene	ND		0.79	0.15	ug/m3			03/10/21 01:46	1
Acetone	**170**	**E**	12	2.9	ug/m3			03/10/21 01:46	1
Isopropyl alcohol	**22**		12	1.2	ug/m3			03/10/21 01:46	1
Carbon disulfide	ND		1.6	0.23	ug/m3			03/10/21 01:46	1
3-Chloropropene	ND		1.6	0.20	ug/m3			03/10/21 01:46	1
Methylene Chloride	ND		1.7	0.94	ug/m3			03/10/21 01:46	1
tert-Butyl alcohol	ND		15	0.12	ug/m3			03/10/21 01:46	1
Methyl tert-butyl ether	ND		0.72	0.12	ug/m3			03/10/21 01:46	1
trans-1,2-Dichloroethene	ND		0.79	0.17	ug/m3			03/10/21 01:46	1
n-Hexane	**92**		0.70	0.70	ug/m3			03/10/21 01:46	1
1,1-Dichloroethane	ND		0.81	0.17	ug/m3			03/10/21 01:46	1
Methyl Ethyl Ketone	**1.1**	**J**	1.5	0.21	ug/m3			03/10/21 01:46	1
cis-1,2-Dichloroethene	**1.7**		0.79	0.18	ug/m3			03/10/21 01:46	1
1,2-Dichloroethene, Total	**1.7**		1.6	0.17	ug/m3			03/10/21 01:46	1
Chloroform	ND		0.98	0.16	ug/m3			03/10/21 01:46	1
Tetrahydrofuran	ND		15	0.19	ug/m3			03/10/21 01:46	1
1,1,1-Trichloroethane	ND		1.1	0.20	ug/m3			03/10/21 01:46	1
Cyclohexane	**0.65**	**J**	0.69	0.16	ug/m3			03/10/21 01:46	1
Carbon tetrachloride	**0.56**	**J**	1.3	0.15	ug/m3			03/10/21 01:46	1
2,2,4-Trimethylpentane	ND		0.93	0.19	ug/m3			03/10/21 01:46	1
Benzene	**1.7**		0.64	0.21	ug/m3			03/10/21 01:46	1
1,2-Dichloroethane	ND		0.81	0.13	ug/m3			03/10/21 01:46	1
n-Heptane	**1.3**		0.82	0.23	ug/m3			03/10/21 01:46	1

Client Sample Results

Client: GHD Services Inc.
Project/Site: 058507, GM-Lockport Air Samples, 256042

Job ID: 200-57503-1

Client Sample ID: 10-IA-2-2021

Lab Sample ID: 200-57503-2

Date Collected: 03/03/21 15:31
Matrix: Air
Date Received: 03/05/21 11:10
Sample Container: Summa Canister 6L

Method: TO-15 - Volatile Organic Compounds in Ambient Air (Continued)

Analyte	Result	Qualifier	RL	MDL	Unit	D	Prepared	Analyzed	Dil Fac
Trichloroethene	**2.3**		1.1	0.19	ug/m3			03/10/21 01:46	1
Methyl methacrylate	ND		2.0	0.14	ug/m3			03/10/21 01:46	1
1,2-Dichloropropane	ND		0.92	0.15	ug/m3			03/10/21 01:46	1
1,4-Dioxane	ND		18	0.30	ug/m3			03/10/21 01:46	1
Bromodichloromethane	ND		1.3	0.23	ug/m3			03/10/21 01:46	1
cis-1,3-Dichloropropene	ND		0.91	0.15	ug/m3			03/10/21 01:46	1
methyl isobutyl ketone	ND		2.0	0.15	ug/m3			03/10/21 01:46	1
Toluene	**130**		0.75	0.41	ug/m3			03/10/21 01:46	1
trans-1,3-Dichloropropene	ND		0.91	0.18	ug/m3			03/10/21 01:46	1
1,1,2-Trichloroethane	ND		1.1	0.20	ug/m3			03/10/21 01:46	1
Tetrachloroethene	**13**		1.4	0.22	ug/m3			03/10/21 01:46	1
Methyl Butyl Ketone (2-Hexanone)	ND		2.0	0.20	ug/m3			03/10/21 01:46	1
Dibromochloromethane	ND		1.7	0.31	ug/m3			03/10/21 01:46	1
1,2-Dibromoethane	ND		1.5	0.38	ug/m3			03/10/21 01:46	1
Chlorobenzene	ND		0.92	0.26	ug/m3			03/10/21 01:46	1
Ethylbenzene	**0.64**	**J**	0.87	0.27	ug/m3			03/10/21 01:46	1
m,p-Xylene	**2.1**	**J**	2.2	0.43	ug/m3			03/10/21 01:46	1
Xylene, o-	**0.63**	**J**	0.87	0.21	ug/m3			03/10/21 01:46	1
Xylene (total)	**2.7**	**J**	3.0	0.21	ug/m3			03/10/21 01:46	1
Styrene	**0.41**	**J**	0.85	0.17	ug/m3			03/10/21 01:46	1
Bromoform	ND		2.1	0.50	ug/m3			03/10/21 01:46	1
Cumene	ND		0.98	0.17	ug/m3			03/10/21 01:46	1
1,1,2,2-Tetrachloroethane	ND		1.4	0.29	ug/m3			03/10/21 01:46	1
n-Propylbenzene	ND		0.98	0.19	ug/m3			03/10/21 01:46	1
4-Ethyltoluene	ND		0.98	0.20	ug/m3			03/10/21 01:46	1
1,3,5-Trimethylbenzene	ND		0.98	0.19	ug/m3			03/10/21 01:46	1
2-Chlorotoluene	ND		1.0	0.22	ug/m3			03/10/21 01:46	1
tert-Butylbenzene	ND		1.1	0.19	ug/m3			03/10/21 01:46	1
1,2,4-Trimethylbenzene	**0.27**	**J**	0.98	0.22	ug/m3			03/10/21 01:46	1
sec-Butylbenzene	ND		1.1	0.19	ug/m3			03/10/21 01:46	1
4-Isopropyltoluene	**0.30**	**J**	1.1	0.21	ug/m3			03/10/21 01:46	1
1,3-Dichlorobenzene	ND		1.2	0.66	ug/m3			03/10/21 01:46	1
1,4-Dichlorobenzene	ND		1.2	0.72	ug/m3			03/10/21 01:46	1
Benzyl chloride	ND		1.0	0.44	ug/m3			03/10/21 01:46	1
n-Butylbenzene	ND		1.1	0.21	ug/m3			03/10/21 01:46	1
1,2-Dichlorobenzene	ND		1.2	0.58	ug/m3			03/10/21 01:46	1
1,2,4-Trichlorobenzene	ND		3.7	1.6	ug/m3			03/10/21 01:46	1
Hexachlorobutadiene	ND		2.1	0.81	ug/m3			03/10/21 01:46	1
Naphthalene	**4.0**		2.6	0.89	ug/m3			03/10/21 01:46	1

Method: TO-15 - Volatile Organic Compounds in Ambient Air - DL

Analyte	Result	Qualifier	RL	MDL	Unit	D	Prepared	Analyzed	Dil Fac
Dichlorodifluoromethane	ND		12	2.7	ug/m3			03/10/21 15:47	5
Freon 22	ND		8.8	2.1	ug/m3			03/10/21 15:47	5
1,2-Dichlorotetrafluoroethane	ND		7.0	1.2	ug/m3			03/10/21 15:47	5
Chloromethane	ND		5.2	1.1	ug/m3			03/10/21 15:47	5
n-Butane	**2.2**	**J**	5.9	1.3	ug/m3			03/10/21 15:47	5
Vinyl chloride	ND		2.6	0.56	ug/m3			03/10/21 15:47	5
1,3-Butadiene	ND		2.2	0.63	ug/m3			03/10/21 15:47	5

Client Sample Results

Client: GHD Services Inc.
Project/Site: 058507, GM-Lockport Air Samples, 256042

Job ID: 200-57503-1

Client Sample ID: 10-IA-2-2021

Lab Sample ID: 200-57503-2

Date Collected: 03/03/21 15:31
Matrix: Air
Date Received: 03/05/21 11:10
Sample Container: Summa Canister 6L

Method: TO-15 - Volatile Organic Compounds in Ambient Air - DL (Continued)

Analyte	Result	Qualifier	RL	MDL	Unit	D	Prepared	Analyzed	Dil Fac
Bromomethane	ND		3.9	0.99	ug/m3			03/10/21 15:47	5
Chloroethane	ND		6.6	0.71	ug/m3			03/10/21 15:47	5
Bromoethene(Vinyl Bromide)	ND		4.4	1.1	ug/m3			03/10/21 15:47	5
Trichlorofluoromethane	ND		5.6	1.7	ug/m3			03/10/21 15:47	5
Freon TF	ND		7.7	1.5	ug/m3			03/10/21 15:47	5
1,1-Dichloroethene	ND		4.0	0.77	ug/m3			03/10/21 15:47	5
Acetone	**94**		59	14	ug/m3			03/10/21 15:47	5
Isopropyl alcohol	**14**	**J**	61	5.9	ug/m3			03/10/21 15:47	5
Carbon disulfide	ND		7.8	1.2	ug/m3			03/10/21 15:47	5
3-Chloropropene	ND		7.8	1.0	ug/m3			03/10/21 15:47	5
Methylene Chloride	ND		8.7	4.7	ug/m3			03/10/21 15:47	5
tert-Butyl alcohol	ND		76	0.58	ug/m3			03/10/21 15:47	5
Methyl tert-butyl ether	ND		3.6	0.59	ug/m3			03/10/21 15:47	5
trans-1,2-Dichloroethene	ND		4.0	0.83	ug/m3			03/10/21 15:47	5
n-Hexane	**56**		3.5	3.5	ug/m3			03/10/21 15:47	5
1,1-Dichloroethane	ND		4.0	0.83	ug/m3			03/10/21 15:47	5
Methyl Ethyl Ketone	ND		7.4	1.1	ug/m3			03/10/21 15:47	5
cis-1,2-Dichloroethene	ND		4.0	0.89	ug/m3			03/10/21 15:47	5
1,2-Dichloroethene, Total	ND		7.9	0.83	ug/m3			03/10/21 15:47	5
Chloroform	ND		4.9	0.78	ug/m3			03/10/21 15:47	5
Tetrahydrofuran	ND		74	0.97	ug/m3			03/10/21 15:47	5
1,1,1-Trichloroethane	ND		5.5	0.98	ug/m3			03/10/21 15:47	5
Cyclohexane	ND		3.4	0.79	ug/m3			03/10/21 15:47	5
Carbon tetrachloride	ND		6.3	0.75	ug/m3			03/10/21 15:47	5
2,2,4-Trimethylpentane	ND		4.7	0.96	ug/m3			03/10/21 15:47	5
Benzene	ND		3.2	1.1	ug/m3			03/10/21 15:47	5
1,2-Dichloroethane	ND		4.0	0.65	ug/m3			03/10/21 15:47	5
n-Heptane	ND		4.1	1.1	ug/m3			03/10/21 15:47	5
Trichloroethene	**1.8**	**J**	5.4	0.94	ug/m3			03/10/21 15:47	5
Methyl methacrylate	ND		10	0.68	ug/m3			03/10/21 15:47	5
1,2-Dichloropropane	ND		4.6	0.76	ug/m3			03/10/21 15:47	5
1,4-Dioxane	ND		90	1.5	ug/m3			03/10/21 15:47	5
Bromodichloromethane	ND		6.7	1.2	ug/m3			03/10/21 15:47	5
cis-1,3-Dichloropropene	ND		4.5	0.73	ug/m3			03/10/21 15:47	5
methyl isobutyl ketone	ND		10	0.74	ug/m3			03/10/21 15:47	5
Toluene	**78**		3.8	2.1	ug/m3			03/10/21 15:47	5
trans-1,3-Dichloropropene	ND		4.5	0.89	ug/m3			03/10/21 15:47	5
1,1,2-Trichloroethane	ND		5.5	0.98	ug/m3			03/10/21 15:47	5
Tetrachloroethene	**8.7**		6.8	1.1	ug/m3			03/10/21 15:47	5
Methyl Butyl Ketone (2-Hexanone)	ND		10	0.98	ug/m3			03/10/21 15:47	5
Dibromochloromethane	ND		8.5	1.5	ug/m3			03/10/21 15:47	5
1,2-Dibromoethane	ND		7.7	1.9	ug/m3			03/10/21 15:47	5
Chlorobenzene	ND		4.6	1.3	ug/m3			03/10/21 15:47	5
Ethylbenzene	**1.9**	**J B**	4.3	1.4	ug/m3			03/10/21 15:47	5
m,p-Xylene	ND		11	2.2	ug/m3			03/10/21 15:47	5
Xylene, o-	ND		4.3	1.0	ug/m3			03/10/21 15:47	5
Xylene (total)	ND		15	1.0	ug/m3			03/10/21 15:47	5
Styrene	ND		4.3	0.85	ug/m3			03/10/21 15:47	5

Client Sample ID: 10-IA-2-2021

Lab Sample ID: 200-57503-2

Date Collected: 03/03/21 15:31
Matrix: Air
Date Received: 03/05/21 11:10
Sample Container: Summa Canister 6L

Method: TO-15 - Volatile Organic Compounds in Ambient Air - DL (Continued)

Analyte	Result	Qualifier	RL	MDL	Unit	D	Prepared	Analyzed	Dil Fac
Bromoform	ND		10	2.5	ug/m3			03/10/21 15:47	5
Cumene	ND		4.9	0.86	ug/m3			03/10/21 15:47	5
1,1,2,2-Tetrachloroethane	ND		6.9	1.4	ug/m3			03/10/21 15:47	5
n-Propylbenzene	ND		4.9	0.96	ug/m3			03/10/21 15:47	5
4-Ethyltoluene	ND		4.9	1.0	ug/m3			03/10/21 15:47	5
1,3,5-Trimethylbenzene	ND		4.9	0.96	ug/m3			03/10/21 15:47	5
2-Chlorotoluene	ND		5.2	1.1	ug/m3			03/10/21 15:47	5
tert-Butylbenzene	ND		5.5	0.96	ug/m3			03/10/21 15:47	5
1,2,4-Trimethylbenzene	ND		4.9	1.1	ug/m3			03/10/21 15:47	5
sec-Butylbenzene	ND		5.5	0.96	ug/m3			03/10/21 15:47	5
4-Isopropyltoluene	ND		5.5	1.1	ug/m3			03/10/21 15:47	5
1,3-Dichlorobenzene	ND		6.0	3.3	ug/m3			03/10/21 15:47	5
1,4-Dichlorobenzene	ND		6.0	3.6	ug/m3			03/10/21 15:47	5
Benzyl chloride	ND		5.2	2.2	ug/m3			03/10/21 15:47	5
n-Butylbenzene	ND		5.5	1.1	ug/m3			03/10/21 15:47	5
1,2-Dichlorobenzene	ND		6.0	2.9	ug/m3			03/10/21 15:47	5
1,2,4-Trichlorobenzene	ND		19	8.2	ug/m3			03/10/21 15:47	5
Hexachlorobutadiene	ND		11	4.1	ug/m3			03/10/21 15:47	5
Naphthalene	ND		13	4.5	ug/m3			03/10/21 15:47	5

Client Sample ID: 8-IA-1-2021

Lab Sample ID: 200-57503-3

Date Collected: 03/03/21 15:41
Matrix: Air
Date Received: 03/05/21 11:10
Sample Container: Summa Canister 6L

Method: TO-15 - Volatile Organic Compounds in Ambient Air

Analyte	Result	Qualifier	RL	MDL	Unit	D	Prepared	Analyzed	Dil Fac
Dichlorodifluoromethane	**2.8**		2.5	0.54	ug/m3			03/10/21 02:39	1
Freon 22	**6.4**		1.8	0.42	ug/m3			03/10/21 02:39	1
1,2-Dichlorotetrafluoroethane	ND		1.4	0.24	ug/m3			03/10/21 02:39	1
Chloromethane	**1.5**		1.0	0.23	ug/m3			03/10/21 02:39	1
n-Butane	**4.4**		1.2	0.26	ug/m3			03/10/21 02:39	1
Vinyl chloride	ND		0.51	0.11	ug/m3			03/10/21 02:39	1
1,3-Butadiene	ND		0.44	0.13	ug/m3			03/10/21 02:39	1
Bromomethane	ND		0.78	0.20	ug/m3			03/10/21 02:39	1
Chloroethane	ND		1.3	0.14	ug/m3			03/10/21 02:39	1
Bromoethene(Vinyl Bromide)	ND		0.87	0.23	ug/m3			03/10/21 02:39	1
Trichlorofluoromethane	**2.6**		1.1	0.34	ug/m3			03/10/21 02:39	1
Freon TF	**0.98**	**J**	1.5	0.29	ug/m3			03/10/21 02:39	1
1,1-Dichloroethene	ND		0.79	0.15	ug/m3			03/10/21 02:39	1
Acetone	**14**		12	2.9	ug/m3			03/10/21 02:39	1
Isopropyl alcohol	**1.2**	**J**	12	1.2	ug/m3			03/10/21 02:39	1
Carbon disulfide	**0.31**	**J**	1.6	0.23	ug/m3			03/10/21 02:39	1
3-Chloropropene	ND		1.6	0.20	ug/m3			03/10/21 02:39	1
Methylene Chloride	ND		1.7	0.94	ug/m3			03/10/21 02:39	1
tert-Butyl alcohol	ND		15	0.12	ug/m3			03/10/21 02:39	1
Methyl tert-butyl ether	ND		0.72	0.12	ug/m3			03/10/21 02:39	1
trans-1,2-Dichloroethene	ND		0.79	0.17	ug/m3			03/10/21 02:39	1
n-Hexane	**3.8**		0.70	0.70	ug/m3			03/10/21 02:39	1

Client Sample Results

Client: GHD Services Inc.
Project/Site: 058507, GM-Lockport Air Samples, 256042

Job ID: 200-57503-1

Client Sample ID: 8-IA-1-2021

Lab Sample ID: 200-57503-3

Date Collected: 03/03/21 15:41
Matrix: Air
Date Received: 03/05/21 11:10
Sample Container: Summa Canister 6L

Method: TO-15 - Volatile Organic Compounds in Ambient Air (Continued)

Analyte	Result	Qualifier	RL	MDL	Unit	D	Prepared	Analyzed	Dil Fac
1,1-Dichloroethane	ND		0.81	0.17	ug/m3			03/10/21 02:39	1
Methyl Ethyl Ketone	**1.5**		1.5	0.21	ug/m3			03/10/21 02:39	1
cis-1,2-Dichloroethene	**0.76**	**J**	0.79	0.18	ug/m3			03/10/21 02:39	1
1,2-Dichloroethene, Total	**0.76**	**J**	1.6	0.17	ug/m3			03/10/21 02:39	1
Chloroform	ND		0.98	0.16	ug/m3			03/10/21 02:39	1
Tetrahydrofuran	ND		15	0.19	ug/m3			03/10/21 02:39	1
1,1,1-Trichloroethane	ND		1.1	0.20	ug/m3			03/10/21 02:39	1
Cyclohexane	ND		0.69	0.16	ug/m3			03/10/21 02:39	1
Carbon tetrachloride	**0.47**	**J**	1.3	0.15	ug/m3			03/10/21 02:39	1
2,2,4-Trimethylpentane	ND		0.93	0.19	ug/m3			03/10/21 02:39	1
Benzene	**0.77**		0.64	0.21	ug/m3			03/10/21 02:39	1
1,2-Dichloroethane	ND		0.81	0.13	ug/m3			03/10/21 02:39	1
n-Heptane	**0.39**	**J**	0.82	0.23	ug/m3			03/10/21 02:39	1
Trichloroethene	**4.1**		1.1	0.19	ug/m3			03/10/21 02:39	1
Methyl methacrylate	ND		2.0	0.14	ug/m3			03/10/21 02:39	1
1,2-Dichloropropane	ND		0.92	0.15	ug/m3			03/10/21 02:39	1
1,4-Dioxane	ND		18	0.30	ug/m3			03/10/21 02:39	1
Bromodichloromethane	ND		1.3	0.23	ug/m3			03/10/21 02:39	1
cis-1,3-Dichloropropene	ND		0.91	0.15	ug/m3			03/10/21 02:39	1
methyl isobutyl ketone	ND		2.0	0.15	ug/m3			03/10/21 02:39	1
Toluene	**2.5**		0.75	0.41	ug/m3			03/10/21 02:39	1
trans-1,3-Dichloropropene	ND		0.91	0.18	ug/m3			03/10/21 02:39	1
1,1,2-Trichloroethane	ND		1.1	0.20	ug/m3			03/10/21 02:39	1
Tetrachloroethene	**0.48**	**J**	1.4	0.22	ug/m3			03/10/21 02:39	1
Methyl Butyl Ketone (2-Hexanone)	ND		2.0	0.20	ug/m3			03/10/21 02:39	1
Dibromochloromethane	ND		1.7	0.31	ug/m3			03/10/21 02:39	1
1,2-Dibromoethane	ND		1.5	0.38	ug/m3			03/10/21 02:39	1
Chlorobenzene	ND		0.92	0.26	ug/m3			03/10/21 02:39	1
Ethylbenzene	ND		0.87	0.27	ug/m3			03/10/21 02:39	1
m,p-Xylene	**0.53**	**J**	2.2	0.43	ug/m3			03/10/21 02:39	1
Xylene, o-	ND		0.87	0.21	ug/m3			03/10/21 02:39	1
Xylene (total)	**0.53**	**J**	3.0	0.21	ug/m3			03/10/21 02:39	1
Styrene	ND		0.85	0.17	ug/m3			03/10/21 02:39	1
Bromoform	ND		2.1	0.50	ug/m3			03/10/21 02:39	1
Cumene	ND		0.98	0.17	ug/m3			03/10/21 02:39	1
1,1,2,2-Tetrachloroethane	ND		1.4	0.29	ug/m3			03/10/21 02:39	1
n-Propylbenzene	ND		0.98	0.19	ug/m3			03/10/21 02:39	1
4-Ethyltoluene	ND		0.98	0.20	ug/m3			03/10/21 02:39	1
1,3,5-Trimethylbenzene	ND		0.98	0.19	ug/m3			03/10/21 02:39	1
2-Chlorotoluene	ND		1.0	0.22	ug/m3			03/10/21 02:39	1
tert-Butylbenzene	ND		1.1	0.19	ug/m3			03/10/21 02:39	1
1,2,4-Trimethylbenzene	**0.34**	**J**	0.98	0.22	ug/m3			03/10/21 02:39	1
sec-Butylbenzene	ND		1.1	0.19	ug/m3			03/10/21 02:39	1
4-Isopropyltoluene	ND		1.1	0.21	ug/m3			03/10/21 02:39	1
1,3-Dichlorobenzene	ND		1.2	0.66	ug/m3			03/10/21 02:39	1
1,4-Dichlorobenzene	ND		1.2	0.72	ug/m3			03/10/21 02:39	1
Benzyl chloride	ND		1.0	0.44	ug/m3			03/10/21 02:39	1
n-Butylbenzene	ND		1.1	0.21	ug/m3			03/10/21 02:39	1

Client Sample ID: 8-IA-1-2021

Lab Sample ID: 200-57503-3

Date Collected: 03/03/21 15:41
Matrix: Air
Date Received: 03/05/21 11:10
Sample Container: Summa Canister 6L

Method: TO-15 - Volatile Organic Compounds in Ambient Air (Continued)

Analyte	Result	Qualifier	RL	MDL	Unit	D	Prepared	Analyzed	Dil Fac
1,2-Dichlorobenzene	ND		1.2	0.58	ug/m3			03/10/21 02:39	1
1,2,4-Trichlorobenzene	ND		3.7	1.6	ug/m3			03/10/21 02:39	1
Hexachlorobutadiene	ND		2.1	0.81	ug/m3			03/10/21 02:39	1
Naphthalene	**1.6**	**J**	2.6	0.89	ug/m3			03/10/21 02:39	1

Client Sample ID: 8-IA-2-2021

Lab Sample ID: 200-57503-4

Date Collected: 03/03/21 15:43
Matrix: Air
Date Received: 03/05/21 11:10
Sample Container: Summa Canister 6L

Method: TO-15 - Volatile Organic Compounds in Ambient Air

Analyte	Result	Qualifier	RL	MDL	Unit	D	Prepared	Analyzed	Dil Fac
Dichlorodifluoromethane	**2.6**		2.5	0.54	ug/m3			03/10/21 03:32	1
Freon 22	**5.1**		1.8	0.42	ug/m3			03/10/21 03:32	1
1,2-Dichlorotetrafluoroethane	ND		1.4	0.24	ug/m3			03/10/21 03:32	1
Chloromethane	**1.5**		1.0	0.23	ug/m3			03/10/21 03:32	1
n-Butane	**6.4**		1.2	0.26	ug/m3			03/10/21 03:32	1
Vinyl chloride	ND		0.51	0.11	ug/m3			03/10/21 03:32	1
1,3-Butadiene	ND		0.44	0.13	ug/m3			03/10/21 03:32	1
Bromomethane	ND		0.78	0.20	ug/m3			03/10/21 03:32	1
Chloroethane	ND		1.3	0.14	ug/m3			03/10/21 03:32	1
Bromoethene(Vinyl Bromide)	ND		0.87	0.23	ug/m3			03/10/21 03:32	1
Trichlorofluoromethane	**2.7**		1.1	0.34	ug/m3			03/10/21 03:32	1
Freon TF	**1.1**	**J**	1.5	0.29	ug/m3			03/10/21 03:32	1
1,1-Dichloroethene	ND		0.79	0.15	ug/m3			03/10/21 03:32	1
Acetone	**15**		12	2.9	ug/m3			03/10/21 03:32	1
Isopropyl alcohol	**1.3**	**J**	12	1.2	ug/m3			03/10/21 03:32	1
Carbon disulfide	**0.24**	**J**	1.6	0.23	ug/m3			03/10/21 03:32	1
3-Chloropropene	ND		1.6	0.20	ug/m3			03/10/21 03:32	1
Methylene Chloride	ND		1.7	0.94	ug/m3			03/10/21 03:32	1
tert-Butyl alcohol	ND		15	0.12	ug/m3			03/10/21 03:32	1
Methyl tert-butyl ether	ND		0.72	0.12	ug/m3			03/10/21 03:32	1
trans-1,2-Dichloroethene	ND		0.79	0.17	ug/m3			03/10/21 03:32	1
n-Hexane	**3.8**		0.70	0.70	ug/m3			03/10/21 03:32	1
1,1-Dichloroethane	ND		0.81	0.17	ug/m3			03/10/21 03:32	1
Methyl Ethyl Ketone	**1.8**		1.5	0.21	ug/m3			03/10/21 03:32	1
cis-1,2-Dichloroethene	**1.1**		0.79	0.18	ug/m3			03/10/21 03:32	1
1,2-Dichloroethene, Total	**1.1**	**J**	1.6	0.17	ug/m3			03/10/21 03:32	1
Chloroform	**0.19**	**J**	0.98	0.16	ug/m3			03/10/21 03:32	1
Tetrahydrofuran	**0.68**	**J**	15	0.19	ug/m3			03/10/21 03:32	1
1,1,1-Trichloroethane	ND		1.1	0.20	ug/m3			03/10/21 03:32	1
Cyclohexane	**0.16**	**J**	0.69	0.16	ug/m3			03/10/21 03:32	1
Carbon tetrachloride	**0.49**	**J**	1.3	0.15	ug/m3			03/10/21 03:32	1
2,2,4-Trimethylpentane	**0.24**	**J**	0.93	0.19	ug/m3			03/10/21 03:32	1
Benzene	**0.96**		0.64	0.21	ug/m3			03/10/21 03:32	1
1,2-Dichloroethane	ND		0.81	0.13	ug/m3			03/10/21 03:32	1
n-Heptane	**0.42**	**J**	0.82	0.23	ug/m3			03/10/21 03:32	1
Trichloroethene	**4.5**		1.1	0.19	ug/m3			03/10/21 03:32	1
Methyl methacrylate	ND		2.0	0.14	ug/m3			03/10/21 03:32	1

Client Sample ID: 8-IA-2-2021

Lab Sample ID: 200-57503-4

Date Collected: 03/03/21 15:43
Matrix: Air
Date Received: 03/05/21 11:10
Sample Container: Summa Canister 6L

Method: TO-15 - Volatile Organic Compounds in Ambient Air (Continued)

Analyte	Result	Qualifier	RL	MDL	Unit	D	Prepared	Analyzed	Dil Fac
1,2-Dichloropropane	ND		0.92	0.15	ug/m3			03/10/21 03:32	1
1,4-Dioxane	ND		18	0.30	ug/m3			03/10/21 03:32	1
Bromodichloromethane	ND		1.3	0.23	ug/m3			03/10/21 03:32	1
cis-1,3-Dichloropropene	ND		0.91	0.15	ug/m3			03/10/21 03:32	1
methyl isobutyl ketone	ND		2.0	0.15	ug/m3			03/10/21 03:32	1
Toluene	**2.4**		0.75	0.41	ug/m3			03/10/21 03:32	1
trans-1,3-Dichloropropene	ND		0.91	0.18	ug/m3			03/10/21 03:32	1
1,1,2-Trichloroethane	ND		1.1	0.20	ug/m3			03/10/21 03:32	1
Tetrachloroethene	**0.58**	**J**	1.4	0.22	ug/m3			03/10/21 03:32	1
Methyl Butyl Ketone (2-Hexanone)	ND		2.0	0.20	ug/m3			03/10/21 03:32	1
Dibromochloromethane	ND		1.7	0.31	ug/m3			03/10/21 03:32	1
1,2-Dibromoethane	ND		1.5	0.38	ug/m3			03/10/21 03:32	1
Chlorobenzene	ND		0.92	0.26	ug/m3			03/10/21 03:32	1
Ethylbenzene	ND		0.87	0.27	ug/m3			03/10/21 03:32	1
m,p-Xylene	**0.63**	**J**	2.2	0.43	ug/m3			03/10/21 03:32	1
Xylene, o-	**0.25**	**J**	0.87	0.21	ug/m3			03/10/21 03:32	1
Xylene (total)	**0.88**	**J**	3.0	0.21	ug/m3			03/10/21 03:32	1
Styrene	**0.21**	**J**	0.85	0.17	ug/m3			03/10/21 03:32	1
Bromoform	ND		2.1	0.50	ug/m3			03/10/21 03:32	1
Cumene	ND		0.98	0.17	ug/m3			03/10/21 03:32	1
1,1,2,2-Tetrachloroethane	ND		1.4	0.29	ug/m3			03/10/21 03:32	1
n-Propylbenzene	ND		0.98	0.19	ug/m3			03/10/21 03:32	1
4-Ethyltoluene	ND		0.98	0.20	ug/m3			03/10/21 03:32	1
1,3,5-Trimethylbenzene	ND		0.98	0.19	ug/m3			03/10/21 03:32	1
2-Chlorotoluene	ND		1.0	0.22	ug/m3			03/10/21 03:32	1
tert-Butylbenzene	ND		1.1	0.19	ug/m3			03/10/21 03:32	1
1,2,4-Trimethylbenzene	**0.39**	**J**	0.98	0.22	ug/m3			03/10/21 03:32	1
sec-Butylbenzene	ND		1.1	0.19	ug/m3			03/10/21 03:32	1
4-Isopropyltoluene	ND		1.1	0.21	ug/m3			03/10/21 03:32	1
1,3-Dichlorobenzene	ND		1.2	0.66	ug/m3			03/10/21 03:32	1
1,4-Dichlorobenzene	ND		1.2	0.72	ug/m3			03/10/21 03:32	1
Benzyl chloride	ND		1.0	0.44	ug/m3			03/10/21 03:32	1
n-Butylbenzene	ND		1.1	0.21	ug/m3			03/10/21 03:32	1
1,2-Dichlorobenzene	ND		1.2	0.58	ug/m3			03/10/21 03:32	1
1,2,4-Trichlorobenzene	ND		3.7	1.6	ug/m3			03/10/21 03:32	1
Hexachlorobutadiene	ND		2.1	0.81	ug/m3			03/10/21 03:32	1
Naphthalene	ND		2.6	0.89	ug/m3			03/10/21 03:32	1

Client Sample ID: 7A-IA-1-2021

Lab Sample ID: 200-57503-5

Date Collected: 03/03/21 15:53
Matrix: Air
Date Received: 03/05/21 11:10
Sample Container: Summa Canister 6L

Method: TO-15 - Volatile Organic Compounds in Ambient Air

Analyte	Result	Qualifier	RL	MDL	Unit	D	Prepared	Analyzed	Dil Fac
Dichlorodifluoromethane	**3.3**		2.5	0.54	ug/m3			03/10/21 04:25	1
Freon 22	**19**		1.8	0.42	ug/m3			03/10/21 04:25	1
1,2-Dichlorotetrafluoroethane	ND		1.4	0.24	ug/m3			03/10/21 04:25	1
Chloromethane	**1.5**		1.0	0.23	ug/m3			03/10/21 04:25	1

Client Sample Results

Client: GHD Services Inc.
Project/Site: 058507, GM-Lockport Air Samples, 256042

Job ID: 200-57503-1

Client Sample ID: 7A-IA-1-2021

Lab Sample ID: 200-57503-5

Date Collected: 03/03/21 15:53
Matrix: Air
Date Received: 03/05/21 11:10
Sample Container: Summa Canister 6L

Method: TO-15 - Volatile Organic Compounds in Ambient Air (Continued)

Analyte	Result	Qualifier	RL	MDL	Unit	D	Prepared	Analyzed	Dil Fac
n-Butane	**1.6**		1.2	0.26	ug/m3			03/10/21 04:25	1
Vinyl chloride	ND		0.51	0.11	ug/m3			03/10/21 04:25	1
1,3-Butadiene	ND		0.44	0.13	ug/m3			03/10/21 04:25	1
Bromomethane	ND		0.78	0.20	ug/m3			03/10/21 04:25	1
Chloroethane	ND		1.3	0.14	ug/m3			03/10/21 04:25	1
Bromoethene(Vinyl Bromide)	ND		0.87	0.23	ug/m3			03/10/21 04:25	1
Trichlorofluoromethane	**1.7**		1.1	0.34	ug/m3			03/10/21 04:25	1
Freon TF	**0.64**	**J**	1.5	0.29	ug/m3			03/10/21 04:25	1
1,1-Dichloroethene	ND		0.79	0.15	ug/m3			03/10/21 04:25	1
Acetone	**12**		12	2.9	ug/m3			03/10/21 04:25	1
Isopropyl alcohol	**7.5**	**J**	12	1.2	ug/m3			03/10/21 04:25	1
Carbon disulfide	ND		1.6	0.23	ug/m3			03/10/21 04:25	1
3-Chloropropene	ND		1.6	0.20	ug/m3			03/10/21 04:25	1
Methylene Chloride	ND		1.7	0.94	ug/m3			03/10/21 04:25	1
tert-Butyl alcohol	ND		15	0.12	ug/m3			03/10/21 04:25	1
Methyl tert-butyl ether	ND		0.72	0.12	ug/m3			03/10/21 04:25	1
trans-1,2-Dichloroethene	ND		0.79	0.17	ug/m3			03/10/21 04:25	1
n-Hexane	ND		0.70	0.70	ug/m3			03/10/21 04:25	1
1,1-Dichloroethane	ND		0.81	0.17	ug/m3			03/10/21 04:25	1
Methyl Ethyl Ketone	**1.2**	**J**	1.5	0.21	ug/m3			03/10/21 04:25	1
cis-1,2-Dichloroethene	ND		0.79	0.18	ug/m3			03/10/21 04:25	1
1,2-Dichloroethene, Total	ND		1.6	0.17	ug/m3			03/10/21 04:25	1
Chloroform	ND		0.98	0.16	ug/m3			03/10/21 04:25	1
Tetrahydrofuran	ND		15	0.19	ug/m3			03/10/21 04:25	1
1,1,1-Trichloroethane	ND		1.1	0.20	ug/m3			03/10/21 04:25	1
Cyclohexane	ND		0.69	0.16	ug/m3			03/10/21 04:25	1
Carbon tetrachloride	**0.45**	**J**	1.3	0.15	ug/m3			03/10/21 04:25	1
2,2,4-Trimethylpentane	ND		0.93	0.19	ug/m3			03/10/21 04:25	1
Benzene	**0.59**	**J**	0.64	0.21	ug/m3			03/10/21 04:25	1
1,2-Dichloroethane	ND		0.81	0.13	ug/m3			03/10/21 04:25	1
n-Heptane	**0.74**	**J**	0.82	0.23	ug/m3			03/10/21 04:25	1
Trichloroethene	**0.46**	**J**	1.1	0.19	ug/m3			03/10/21 04:25	1
Methyl methacrylate	ND		2.0	0.14	ug/m3			03/10/21 04:25	1
1,2-Dichloropropane	ND		0.92	0.15	ug/m3			03/10/21 04:25	1
1,4-Dioxane	ND		18	0.30	ug/m3			03/10/21 04:25	1
Bromodichloromethane	ND		1.3	0.23	ug/m3			03/10/21 04:25	1
cis-1,3-Dichloropropene	ND		0.91	0.15	ug/m3			03/10/21 04:25	1
methyl isobutyl ketone	ND		2.0	0.15	ug/m3			03/10/21 04:25	1
Toluene	**0.51**	**J**	0.75	0.41	ug/m3			03/10/21 04:25	1
trans-1,3-Dichloropropene	ND		0.91	0.18	ug/m3			03/10/21 04:25	1
1,1,2-Trichloroethane	ND		1.1	0.20	ug/m3			03/10/21 04:25	1
Tetrachloroethene	**1.8**		1.4	0.22	ug/m3			03/10/21 04:25	1
Methyl Butyl Ketone (2-Hexanone)	ND		2.0	0.20	ug/m3			03/10/21 04:25	1
Dibromochloromethane	ND		1.7	0.31	ug/m3			03/10/21 04:25	1
1,2-Dibromoethane	ND		1.5	0.38	ug/m3			03/10/21 04:25	1
Chlorobenzene	ND		0.92	0.26	ug/m3			03/10/21 04:25	1
Ethylbenzene	ND		0.87	0.27	ug/m3			03/10/21 04:25	1
m,p-Xylene	ND		2.2	0.43	ug/m3			03/10/21 04:25	1

Client Sample ID: 7A-IA-1-2021

Lab Sample ID: 200-57503-5

Date Collected: 03/03/21 15:53
Matrix: Air
Date Received: 03/05/21 11:10
Sample Container: Summa Canister 6L

Method: TO-15 - Volatile Organic Compounds in Ambient Air (Continued)

Analyte	Result	Qualifier	RL	MDL	Unit	D	Prepared	Analyzed	Dil Fac
Xylene, o-	ND		0.87	0.21	ug/m3			03/10/21 04:25	1
Xylene (total)	ND		3.0	0.21	ug/m3			03/10/21 04:25	1
Styrene	ND		0.85	0.17	ug/m3			03/10/21 04:25	1
Bromoform	ND		2.1	0.50	ug/m3			03/10/21 04:25	1
Cumene	ND		0.98	0.17	ug/m3			03/10/21 04:25	1
1,1,2,2-Tetrachloroethane	ND		1.4	0.29	ug/m3			03/10/21 04:25	1
n-Propylbenzene	ND		0.98	0.19	ug/m3			03/10/21 04:25	1
4-Ethyltoluene	ND		0.98	0.20	ug/m3			03/10/21 04:25	1
1,3,5-Trimethylbenzene	ND		0.98	0.19	ug/m3			03/10/21 04:25	1
2-Chlorotoluene	ND		1.0	0.22	ug/m3			03/10/21 04:25	1
tert-Butylbenzene	ND		1.1	0.19	ug/m3			03/10/21 04:25	1
1,2,4-Trimethylbenzene	ND		0.98	0.22	ug/m3			03/10/21 04:25	1
sec-Butylbenzene	ND		1.1	0.19	ug/m3			03/10/21 04:25	1
4-Isopropyltoluene	ND		1.1	0.21	ug/m3			03/10/21 04:25	1
1,3-Dichlorobenzene	ND		1.2	0.66	ug/m3			03/10/21 04:25	1
1,4-Dichlorobenzene	ND		1.2	0.72	ug/m3			03/10/21 04:25	1
Benzyl chloride	ND		1.0	0.44	ug/m3			03/10/21 04:25	1
n-Butylbenzene	ND		1.1	0.21	ug/m3			03/10/21 04:25	1
1,2-Dichlorobenzene	ND		1.2	0.58	ug/m3			03/10/21 04:25	1
1,2,4-Trichlorobenzene	ND		3.7	1.6	ug/m3			03/10/21 04:25	1
Hexachlorobutadiene	ND		2.1	0.81	ug/m3			03/10/21 04:25	1
Naphthalene	ND		2.6	0.89	ug/m3			03/10/21 04:25	1

Client Sample ID: 7A-IA-2-2021

Lab Sample ID: 200-57503-6

Date Collected: 03/03/21 15:51
Matrix: Air
Date Received: 03/05/21 11:10
Sample Container: Summa Canister 6L

Method: TO-15 - Volatile Organic Compounds in Ambient Air

Analyte	Result	Qualifier	RL	MDL	Unit	D	Prepared	Analyzed	Dil Fac
Dichlorodifluoromethane	**7.4**		2.5	0.54	ug/m3			03/10/21 05:18	1
Freon 22	**32**		1.8	0.42	ug/m3			03/10/21 05:18	1
1,2-Dichlorotetrafluoroethane	ND		1.4	0.24	ug/m3			03/10/21 05:18	1
Chloromethane	**1.6**		1.0	0.23	ug/m3			03/10/21 05:18	1
n-Butane	**3.2**		1.2	0.26	ug/m3			03/10/21 05:18	1
Vinyl chloride	ND		0.51	0.11	ug/m3			03/10/21 05:18	1
1,3-Butadiene	ND		0.44	0.13	ug/m3			03/10/21 05:18	1
Bromomethane	ND		0.78	0.20	ug/m3			03/10/21 05:18	1
Chloroethane	ND		1.3	0.14	ug/m3			03/10/21 05:18	1
Bromoethene(Vinyl Bromide)	ND		0.87	0.23	ug/m3			03/10/21 05:18	1
Trichlorofluoromethane	**1.7**		1.1	0.34	ug/m3			03/10/21 05:18	1
Freon TF	**0.65**	**J**	1.5	0.29	ug/m3			03/10/21 05:18	1
1,1-Dichloroethene	ND		0.79	0.15	ug/m3			03/10/21 05:18	1
Acetone	**19**		12	2.9	ug/m3			03/10/21 05:18	1
Isopropyl alcohol	**13**		12	1.2	ug/m3			03/10/21 05:18	1
Carbon disulfide	**0.41**	**J**	1.6	0.23	ug/m3			03/10/21 05:18	1
3-Chloropropene	ND		1.6	0.20	ug/m3			03/10/21 05:18	1
Methylene Chloride	ND		1.7	0.94	ug/m3			03/10/21 05:18	1
tert-Butyl alcohol	ND		15	0.12	ug/m3			03/10/21 05:18	1

Client Sample Results

Client: GHD Services Inc.
Project/Site: 058507, GM-Lockport Air Samples, 256042

Job ID: 200-57503-1

Client Sample ID: 7A-IA-2-2021

Lab Sample ID: 200-57503-6

Date Collected: 03/03/21 15:51
Matrix: Air
Date Received: 03/05/21 11:10
Sample Container: Summa Canister 6L

Method: TO-15 - Volatile Organic Compounds in Ambient Air (Continued)

Analyte	Result	Qualifier	RL	MDL	Unit	D	Prepared	Analyzed	Dil Fac
Methyl tert-butyl ether	ND		0.72	0.12	ug/m3			03/10/21 05:18	1
trans-1,2-Dichloroethene	ND		0.79	0.17	ug/m3			03/10/21 05:18	1
n-Hexane	ND		0.70	0.70	ug/m3			03/10/21 05:18	1
1,1-Dichloroethane	ND		0.81	0.17	ug/m3			03/10/21 05:18	1
Methyl Ethyl Ketone	**3.2**		1.5	0.21	ug/m3			03/10/21 05:18	1
cis-1,2-Dichloroethene	ND		0.79	0.18	ug/m3			03/10/21 05:18	1
1,2-Dichloroethene, Total	ND		1.6	0.17	ug/m3			03/10/21 05:18	1
Chloroform	**0.23**	**J**	0.98	0.16	ug/m3			03/10/21 05:18	1
Tetrahydrofuran	ND		15	0.19	ug/m3			03/10/21 05:18	1
1,1,1-Trichloroethane	ND		1.1	0.20	ug/m3			03/10/21 05:18	1
Cyclohexane	ND		0.69	0.16	ug/m3			03/10/21 05:18	1
Carbon tetrachloride	**0.60**	**J**	1.3	0.15	ug/m3			03/10/21 05:18	1
2,2,4-Trimethylpentane	ND		0.93	0.19	ug/m3			03/10/21 05:18	1
Benzene	**0.59**	**J**	0.64	0.21	ug/m3			03/10/21 05:18	1
1,2-Dichloroethane	ND		0.81	0.13	ug/m3			03/10/21 05:18	1
n-Heptane	**0.38**	**J**	0.82	0.23	ug/m3			03/10/21 05:18	1
Trichloroethene	**0.53**	**J**	1.1	0.19	ug/m3			03/10/21 05:18	1
Methyl methacrylate	ND		2.0	0.14	ug/m3			03/10/21 05:18	1
1,2-Dichloropropane	ND		0.92	0.15	ug/m3			03/10/21 05:18	1
1,4-Dioxane	**1.4**	**J**	18	0.30	ug/m3			03/10/21 05:18	1
Bromodichloromethane	ND		1.3	0.23	ug/m3			03/10/21 05:18	1
cis-1,3-Dichloropropene	ND		0.91	0.15	ug/m3			03/10/21 05:18	1
methyl isobutyl ketone	ND		2.0	0.15	ug/m3			03/10/21 05:18	1
Toluene	**0.64**	**J**	0.75	0.41	ug/m3			03/10/21 05:18	1
trans-1,3-Dichloropropene	ND		0.91	0.18	ug/m3			03/10/21 05:18	1
1,1,2-Trichloroethane	ND		1.1	0.20	ug/m3			03/10/21 05:18	1
Tetrachloroethene	**1.9**		1.4	0.22	ug/m3			03/10/21 05:18	1
Methyl Butyl Ketone (2-Hexanone)	ND		2.0	0.20	ug/m3			03/10/21 05:18	1
Dibromochloromethane	ND		1.7	0.31	ug/m3			03/10/21 05:18	1
1,2-Dibromoethane	ND		1.5	0.38	ug/m3			03/10/21 05:18	1
Chlorobenzene	ND		0.92	0.26	ug/m3			03/10/21 05:18	1
Ethylbenzene	ND		0.87	0.27	ug/m3			03/10/21 05:18	1
m,p-Xylene	ND		2.2	0.43	ug/m3			03/10/21 05:18	1
Xylene, o-	ND		0.87	0.21	ug/m3			03/10/21 05:18	1
Xylene (total)	ND		3.0	0.21	ug/m3			03/10/21 05:18	1
Styrene	ND		0.85	0.17	ug/m3			03/10/21 05:18	1
Bromoform	ND		2.1	0.50	ug/m3			03/10/21 05:18	1
Cumene	ND		0.98	0.17	ug/m3			03/10/21 05:18	1
1,1,2,2-Tetrachloroethane	ND		1.4	0.29	ug/m3			03/10/21 05:18	1
n-Propylbenzene	ND		0.98	0.19	ug/m3			03/10/21 05:18	1
4-Ethyltoluene	ND		0.98	0.20	ug/m3			03/10/21 05:18	1
1,3,5-Trimethylbenzene	ND		0.98	0.19	ug/m3			03/10/21 05:18	1
2-Chlorotoluene	ND		1.0	0.22	ug/m3			03/10/21 05:18	1
tert-Butylbenzene	ND		1.1	0.19	ug/m3			03/10/21 05:18	1
1,2,4-Trimethylbenzene	**0.28**	**J**	0.98	0.22	ug/m3			03/10/21 05:18	1
sec-Butylbenzene	ND		1.1	0.19	ug/m3			03/10/21 05:18	1
4-Isopropyltoluene	ND		1.1	0.21	ug/m3			03/10/21 05:18	1
1,3-Dichlorobenzene	ND		1.2	0.66	ug/m3			03/10/21 05:18	1

Client Sample ID: 7A-IA-2-2021

Lab Sample ID: 200-57503-6

Date Collected: 03/03/21 15:51
Matrix: Air
Date Received: 03/05/21 11:10
Sample Container: Summa Canister 6L

Method: TO-15 - Volatile Organic Compounds in Ambient Air (Continued)

Analyte	Result	Qualifier	RL	MDL	Unit	D	Prepared	Analyzed	Dil Fac
1,4-Dichlorobenzene	ND		1.2	0.72	ug/m3			03/10/21 05:18	1
Benzyl chloride	ND		1.0	0.44	ug/m3			03/10/21 05:18	1
n-Butylbenzene	ND		1.1	0.21	ug/m3			03/10/21 05:18	1
1,2-Dichlorobenzene	ND		1.2	0.58	ug/m3			03/10/21 05:18	1
1,2,4-Trichlorobenzene	ND		3.7	1.6	ug/m3			03/10/21 05:18	1
Hexachlorobutadiene	ND		2.1	0.81	ug/m3			03/10/21 05:18	1
Naphthalene	ND		2.6	0.89	ug/m3			03/10/21 05:18	1

Client Sample ID: OA-1-2021

Lab Sample ID: 200-57503-7

Date Collected: 03/03/21 16:01
Matrix: Air
Date Received: 03/05/21 11:10
Sample Container: Summa Canister 6L

Method: TO-15 - Volatile Organic Compounds in Ambient Air

Analyte	Result	Qualifier	RL	MDL	Unit	D	Prepared	Analyzed	Dil Fac
Dichlorodifluoromethane	**2.4**	**J**	2.5	0.54	ug/m3			03/10/21 15:30	1
Freon 22	**1.1**	**J**	1.8	0.42	ug/m3			03/10/21 15:30	1
1,2-Dichlorotetrafluoroethane	ND		1.4	0.24	ug/m3			03/10/21 15:30	1
Chloromethane	**1.5**		1.0	0.23	ug/m3			03/10/21 15:30	1
n-Butane	**1.7**		1.2	0.26	ug/m3			03/10/21 15:30	1
Vinyl chloride	ND		0.51	0.11	ug/m3			03/10/21 15:30	1
1,3-Butadiene	ND		0.44	0.13	ug/m3			03/10/21 15:30	1
Bromomethane	ND		0.78	0.20	ug/m3			03/10/21 15:30	1
Chloroethane	ND		1.3	0.14	ug/m3			03/10/21 15:30	1
Bromoethene(Vinyl Bromide)	ND		0.87	0.23	ug/m3			03/10/21 15:30	1
Trichlorofluoromethane	**1.6**		1.1	0.34	ug/m3			03/10/21 15:30	1
Freon TF	**0.57**	**J**	1.5	0.29	ug/m3			03/10/21 15:30	1
1,1-Dichloroethene	ND		0.79	0.15	ug/m3			03/10/21 15:30	1
Acetone	**4.5**	**J**	12	2.9	ug/m3			03/10/21 15:30	1
Isopropyl alcohol	ND		12	1.2	ug/m3			03/10/21 15:30	1
Carbon disulfide	ND		1.6	0.23	ug/m3			03/10/21 15:30	1
3-Chloropropene	ND		1.6	0.20	ug/m3			03/10/21 15:30	1
Methylene Chloride	ND		1.7	0.94	ug/m3			03/10/21 15:30	1
tert-Butyl alcohol	ND		15	0.12	ug/m3			03/10/21 15:30	1
Methyl tert-butyl ether	ND		0.72	0.12	ug/m3			03/10/21 15:30	1
trans-1,2-Dichloroethene	ND		0.79	0.17	ug/m3			03/10/21 15:30	1
n-Hexane	ND		0.70	0.70	ug/m3			03/10/21 15:30	1
1,1-Dichloroethane	ND		0.81	0.17	ug/m3			03/10/21 15:30	1
Methyl Ethyl Ketone	**0.85**	**J**	1.5	0.21	ug/m3			03/10/21 15:30	1
cis-1,2-Dichloroethene	ND		0.79	0.18	ug/m3			03/10/21 15:30	1
1,2-Dichloroethene, Total	ND		1.6	0.17	ug/m3			03/10/21 15:30	1
Chloroform	ND		0.98	0.16	ug/m3			03/10/21 15:30	1
Tetrahydrofuran	ND		15	0.19	ug/m3			03/10/21 15:30	1
1,1,1-Trichloroethane	ND		1.1	0.20	ug/m3			03/10/21 15:30	1
Cyclohexane	ND		0.69	0.16	ug/m3			03/10/21 15:30	1
Carbon tetrachloride	**0.43**	**J**	1.3	0.15	ug/m3			03/10/21 15:30	1
2,2,4-Trimethylpentane	ND		0.93	0.19	ug/m3			03/10/21 15:30	1
Benzene	**0.56**	**J**	0.64	0.21	ug/m3			03/10/21 15:30	1
1,2-Dichloroethane	ND		0.81	0.13	ug/m3			03/10/21 15:30	1

Client Sample Results

Client: GHD Services Inc.
Project/Site: 058507, GM-Lockport Air Samples, 256042

Job ID: 200-57503-1

Client Sample ID: OA-1-2021

Lab Sample ID: 200-57503-7

Date Collected: 03/03/21 16:01
Matrix: Air
Date Received: 03/05/21 11:10
Sample Container: Summa Canister 6L

Method: TO-15 - Volatile Organic Compounds in Ambient Air (Continued)

Analyte	Result	Qualifier	RL	MDL	Unit	D	Prepared	Analyzed	Dil Fac
n-Heptane	ND		0.82	0.23	ug/m3			03/10/21 15:30	1
Trichloroethene	ND		1.1	0.19	ug/m3			03/10/21 15:30	1
Methyl methacrylate	ND		2.0	0.14	ug/m3			03/10/21 15:30	1
1,2-Dichloropropane	ND		0.92	0.15	ug/m3			03/10/21 15:30	1
1,4-Dioxane	ND		18	0.30	ug/m3			03/10/21 15:30	1
Bromodichloromethane	ND		1.3	0.23	ug/m3			03/10/21 15:30	1
cis-1,3-Dichloropropene	ND		0.91	0.15	ug/m3			03/10/21 15:30	1
methyl isobutyl ketone	ND		2.0	0.15	ug/m3			03/10/21 15:30	1
Toluene	ND		0.75	0.41	ug/m3			03/10/21 15:30	1
trans-1,3-Dichloropropene	ND		0.91	0.18	ug/m3			03/10/21 15:30	1
1,1,2-Trichloroethane	ND		1.1	0.20	ug/m3			03/10/21 15:30	1
Tetrachloroethene	ND		1.4	0.22	ug/m3			03/10/21 15:30	1
Methyl Butyl Ketone (2-Hexanone)	ND		2.0	0.20	ug/m3			03/10/21 15:30	1
Dibromochloromethane	ND		1.7	0.31	ug/m3			03/10/21 15:30	1
1,2-Dibromoethane	ND		1.5	0.38	ug/m3			03/10/21 15:30	1
Chlorobenzene	ND		0.92	0.26	ug/m3			03/10/21 15:30	1
Ethylbenzene	ND		0.87	0.27	ug/m3			03/10/21 15:30	1
m,p-Xylene	ND		2.2	0.43	ug/m3			03/10/21 15:30	1
Xylene, o-	ND		0.87	0.21	ug/m3			03/10/21 15:30	1
Xylene (total)	ND		3.0	0.21	ug/m3			03/10/21 15:30	1
Styrene	ND		0.85	0.17	ug/m3			03/10/21 15:30	1
Bromoform	ND		2.1	0.50	ug/m3			03/10/21 15:30	1
Cumene	ND		0.98	0.17	ug/m3			03/10/21 15:30	1
1,1,2,2-Tetrachloroethane	ND		1.4	0.29	ug/m3			03/10/21 15:30	1
n-Propylbenzene	ND		0.98	0.19	ug/m3			03/10/21 15:30	1
4-Ethyltoluene	ND		0.98	0.20	ug/m3			03/10/21 15:30	1
1,3,5-Trimethylbenzene	ND		0.98	0.19	ug/m3			03/10/21 15:30	1
2-Chlorotoluene	ND		1.0	0.22	ug/m3			03/10/21 15:30	1
tert-Butylbenzene	ND		1.1	0.19	ug/m3			03/10/21 15:30	1
1,2,4-Trimethylbenzene	ND		0.98	0.22	ug/m3			03/10/21 15:30	1
sec-Butylbenzene	ND		1.1	0.19	ug/m3			03/10/21 15:30	1
4-Isopropyltoluene	ND		1.1	0.21	ug/m3			03/10/21 15:30	1
1,3-Dichlorobenzene	ND		1.2	0.66	ug/m3			03/10/21 15:30	1
1,4-Dichlorobenzene	ND		1.2	0.72	ug/m3			03/10/21 15:30	1
Benzyl chloride	ND		1.0	0.44	ug/m3			03/10/21 15:30	1
n-Butylbenzene	ND		1.1	0.21	ug/m3			03/10/21 15:30	1
1,2-Dichlorobenzene	ND		1.2	0.58	ug/m3			03/10/21 15:30	1
1,2,4-Trichlorobenzene	ND		3.7	1.6	ug/m3			03/10/21 15:30	1
Hexachlorobutadiene	ND		2.1	0.81	ug/m3			03/10/21 15:30	1
Naphthalene	ND		2.6	0.89	ug/m3			03/10/21 15:30	1

QC Sample Results

Client: GHD Services Inc.
Project/Site: 058507, GM-Lockport Air Samples, 256042

Job ID: 200-57503-1

Method: TO-15 - Volatile Organic Compounds in Ambient Air

Lab Sample ID: MB 200-164640/4
Matrix: Air
Analysis Batch: 164640

Client Sample ID: Method Blank
Prep Type: Total/NA

Analyte	MB Result	MB Qualifier	RL	MDL	Unit	D	Prepared	Analyzed	Dil Fac
Dichlorodifluoromethane	ND		2.5	0.54	ug/m3			03/09/21 10:38	1
Freon 22	ND		1.8	0.42	ug/m3			03/09/21 10:38	1
1,2-Dichlorotetrafluoroethane	ND		1.4	0.24	ug/m3			03/09/21 10:38	1
Chloromethane	ND		1.0	0.23	ug/m3			03/09/21 10:38	1
n-Butane	ND		1.2	0.26	ug/m3			03/09/21 10:38	1
Vinyl chloride	ND		0.51	0.11	ug/m3			03/09/21 10:38	1
1,3-Butadiene	ND		0.44	0.13	ug/m3			03/09/21 10:38	1
Bromomethane	ND		0.78	0.20	ug/m3			03/09/21 10:38	1
Chloroethane	ND		1.3	0.14	ug/m3			03/09/21 10:38	1
Bromoethene(Vinyl Bromide)	ND		0.87	0.23	ug/m3			03/09/21 10:38	1
Trichlorofluoromethane	ND		1.1	0.34	ug/m3			03/09/21 10:38	1
Freon TF	ND		1.5	0.29	ug/m3			03/09/21 10:38	1
1,1-Dichloroethene	ND		0.79	0.15	ug/m3			03/09/21 10:38	1
Acetone	ND		12	2.9	ug/m3			03/09/21 10:38	1
Isopropyl alcohol	ND		12	1.2	ug/m3			03/09/21 10:38	1
Carbon disulfide	ND		1.6	0.23	ug/m3			03/09/21 10:38	1
3-Chloropropene	ND		1.6	0.20	ug/m3			03/09/21 10:38	1
Methylene Chloride	ND		1.7	0.94	ug/m3			03/09/21 10:38	1
tert-Butyl alcohol	ND		15	0.12	ug/m3			03/09/21 10:38	1
Methyl tert-butyl ether	ND		0.72	0.12	ug/m3			03/09/21 10:38	1
trans-1,2-Dichloroethene	ND		0.79	0.17	ug/m3			03/09/21 10:38	1
n-Hexane	ND		0.70	0.70	ug/m3			03/09/21 10:38	1
1,1-Dichloroethane	ND		0.81	0.17	ug/m3			03/09/21 10:38	1
Methyl Ethyl Ketone	ND		1.5	0.21	ug/m3			03/09/21 10:38	1
cis-1,2-Dichloroethene	ND		0.79	0.18	ug/m3			03/09/21 10:38	1
1,2-Dichloroethene, Total	ND		1.6	0.17	ug/m3			03/09/21 10:38	1
Chloroform	ND		0.98	0.16	ug/m3			03/09/21 10:38	1
Tetrahydrofuran	ND		15	0.19	ug/m3			03/09/21 10:38	1
1,1,1-Trichloroethane	ND		1.1	0.20	ug/m3			03/09/21 10:38	1
Cyclohexane	ND		0.69	0.16	ug/m3			03/09/21 10:38	1
Carbon tetrachloride	ND		1.3	0.15	ug/m3			03/09/21 10:38	1
2,2,4-Trimethylpentane	ND		0.93	0.19	ug/m3			03/09/21 10:38	1
Benzene	ND		0.64	0.21	ug/m3			03/09/21 10:38	1
1,2-Dichloroethane	ND		0.81	0.13	ug/m3			03/09/21 10:38	1
n-Heptane	ND		0.82	0.23	ug/m3			03/09/21 10:38	1
Trichloroethene	ND		1.1	0.19	ug/m3			03/09/21 10:38	1
Methyl methacrylate	ND		2.0	0.14	ug/m3			03/09/21 10:38	1
1,2-Dichloropropane	ND		0.92	0.15	ug/m3			03/09/21 10:38	1
1,4-Dioxane	ND		18	0.30	ug/m3			03/09/21 10:38	1
Bromodichloromethane	ND		1.3	0.23	ug/m3			03/09/21 10:38	1
cis-1,3-Dichloropropene	ND		0.91	0.15	ug/m3			03/09/21 10:38	1
methyl isobutyl ketone	ND		2.0	0.15	ug/m3			03/09/21 10:38	1
Toluene	ND		0.75	0.41	ug/m3			03/09/21 10:38	1
trans-1,3-Dichloropropene	ND		0.91	0.18	ug/m3			03/09/21 10:38	1
1,1,2-Trichloroethane	ND		1.1	0.20	ug/m3			03/09/21 10:38	1
Tetrachloroethene	ND		1.4	0.22	ug/m3			03/09/21 10:38	1
Methyl Butyl Ketone (2-Hexanone)	ND		2.0	0.20	ug/m3			03/09/21 10:38	1
Dibromochloromethane	ND		1.7	0.31	ug/m3			03/09/21 10:38	1

Method: TO-15 - Volatile Organic Compounds in Ambient Air (Continued)

Lab Sample ID: MB 200-164640/4
Matrix: Air
Analysis Batch: 164640

Client Sample ID: Method Blank
Prep Type: Total/NA

Analyte	MB Result	MB Qualifier	RL	MDL	Unit	D	Prepared	Analyzed	Dil Fac
1,2-Dibromoethane	ND		1.5	0.38	ug/m3			03/09/21 10:38	1
Chlorobenzene	ND		0.92	0.26	ug/m3			03/09/21 10:38	1
Ethylbenzene	ND		0.87	0.27	ug/m3			03/09/21 10:38	1
m,p-Xylene	ND		2.2	0.43	ug/m3			03/09/21 10:38	1
Xylene, o-	ND		0.87	0.21	ug/m3			03/09/21 10:38	1
Xylene (total)	ND		3.0	0.21	ug/m3			03/09/21 10:38	1
Styrene	ND		0.85	0.17	ug/m3			03/09/21 10:38	1
Bromoform	ND		2.1	0.50	ug/m3			03/09/21 10:38	1
Cumene	ND		0.98	0.17	ug/m3			03/09/21 10:38	1
1,1,2,2-Tetrachloroethane	ND		1.4	0.29	ug/m3			03/09/21 10:38	1
n-Propylbenzene	ND		0.98	0.19	ug/m3			03/09/21 10:38	1
4-Ethyltoluene	ND		0.98	0.20	ug/m3			03/09/21 10:38	1
1,3,5-Trimethylbenzene	ND		0.98	0.19	ug/m3			03/09/21 10:38	1
2-Chlorotoluene	ND		1.0	0.22	ug/m3			03/09/21 10:38	1
tert-Butylbenzene	ND		1.1	0.19	ug/m3			03/09/21 10:38	1
1,2,4-Trimethylbenzene	ND		0.98	0.22	ug/m3			03/09/21 10:38	1
sec-Butylbenzene	ND		1.1	0.19	ug/m3			03/09/21 10:38	1
4-Isopropyltoluene	ND		1.1	0.21	ug/m3			03/09/21 10:38	1
1,3-Dichlorobenzene	ND		1.2	0.66	ug/m3			03/09/21 10:38	1
1,4-Dichlorobenzene	ND		1.2	0.72	ug/m3			03/09/21 10:38	1
Benzyl chloride	ND		1.0	0.44	ug/m3			03/09/21 10:38	1
n-Butylbenzene	ND		1.1	0.21	ug/m3			03/09/21 10:38	1
1,2-Dichlorobenzene	ND		1.2	0.58	ug/m3			03/09/21 10:38	1
1,2,4-Trichlorobenzene	ND		3.7	1.6	ug/m3			03/09/21 10:38	1
Hexachlorobutadiene	ND		2.1	0.81	ug/m3			03/09/21 10:38	1
Naphthalene	ND		2.6	0.89	ug/m3			03/09/21 10:38	1

Lab Sample ID: LCS 200-164640/3
Matrix: Air
Analysis Batch: 164640

Client Sample ID: Lab Control Sample
Prep Type: Total/NA

Analyte	Spike Added	LCS Result	LCS Qualifier	Unit	D	%Rec	%Rec. Limits
Dichlorodifluoromethane	52.3	52.7		ug/m3		101	61 - 142
Freon 22	37.4	39.2		ug/m3		105	60 - 147
1,2-Dichlorotetrafluoroethane	74.0	80.7		ug/m3		109	71 - 141
Chloromethane	20.5	23.9		ug/m3		116	56 - 141
n-Butane	24.5	28.4		ug/m3		116	53 - 151
Vinyl chloride	25.5	28.3		ug/m3		111	61 - 135
1,3-Butadiene	21.5	24.3		ug/m3		113	58 - 139
Bromomethane	40.4	46.2		ug/m3		114	72 - 124
Chloroethane	27.9	30.6		ug/m3		110	68 - 130
Bromoethene(Vinyl Bromide)	44.0	51.2		ug/m3		117	75 - 125
Trichlorofluoromethane	58.5	67.7		ug/m3		116	70 - 129
Freon TF	81.8	88.6		ug/m3		108	70 - 121
1,1-Dichloroethene	40.4	40.7		ug/m3		101	68 - 120
Acetone	24.8	27.6		ug/m3		111	54 - 154
Isopropyl alcohol	25.0	24.4		ug/m3		98	53 - 142
Carbon disulfide	32.3	31.1		ug/m3		96	71 - 138
3-Chloropropene	33.6	32.6		ug/m3		97	50 - 150

Method: TO-15 - Volatile Organic Compounds in Ambient Air (Continued)

Lab Sample ID: LCS 200-164640/3
Matrix: Air
Analysis Batch: 164640

Client Sample ID: Lab Control Sample
Prep Type: Total/NA

Analyte	Spike Added	LCS Result	LCS Qualifier	Unit	D	%Rec	%Rec. Limits
Methylene Chloride	35.6	34.4		ug/m3		97	59 - 137
tert-Butyl alcohol	32.7	31.9		ug/m3		97	66 - 132
Methyl tert-butyl ether	38.1	40.8		ug/m3		107	70 - 127
trans-1,2-Dichloroethene	40.9	43.7		ug/m3		107	69 - 137
n-Hexane	36.9	39.3		ug/m3		106	63 - 138
1,1-Dichloroethane	41.6	39.3		ug/m3		94	66 - 130
Methyl Ethyl Ketone	30.5	31.7		ug/m3		104	72 - 124
cis-1,2-Dichloroethene	41.1	37.6		ug/m3		92	72 - 121
Chloroform	50.4	53.5		ug/m3		106	73 - 124
Tetrahydrofuran	28.9	30.4		ug/m3		105	60 - 149
1,1,1-Trichloroethane	56.3	61.3		ug/m3		109	72 - 127
Cyclohexane	35.2	36.4		ug/m3		104	76 - 124
Carbon tetrachloride	63.2	65.9		ug/m3		104	71 - 133
2,2,4-Trimethylpentane	47.4	52.1		ug/m3		110	68 - 131
Benzene	33.2	34.3		ug/m3		103	73 - 119
1,2-Dichloroethane	42.3	47.2		ug/m3		111	68 - 135
n-Heptane	42.2	46.4		ug/m3		110	60 - 142
Trichloroethene	55.3	54.5		ug/m3		99	73 - 122
Methyl methacrylate	41.8	43.0		ug/m3		103	73 - 129
1,2-Dichloropropane	47.8	50.5		ug/m3		106	69 - 128
1,4-Dioxane	37.1	38.1		ug/m3		103	66 - 129
Bromodichloromethane	68.9	78.2		ug/m3		113	75 - 127
cis-1,3-Dichloropropene	45.1	50.5		ug/m3		112	74 - 125
methyl isobutyl ketone	41.7	44.8		ug/m3		107	58 - 144
Toluene	38.4	41.4		ug/m3		108	75 - 122
trans-1,3-Dichloropropene	44.7	48.5		ug/m3		108	74 - 128
1,1,2-Trichloroethane	57.2	61.1		ug/m3		107	75 - 126
Tetrachloroethene	71.0	70.1		ug/m3		99	70 - 125
Methyl Butyl Ketone (2-Hexanone)	41.4	47.9		ug/m3		116	57 - 143
Dibromochloromethane	90.3	94.8		ug/m3		105	73 - 125
1,2-Dibromoethane	81.9	87.8		ug/m3		107	78 - 122
Chlorobenzene	48.3	51.2		ug/m3		106	76 - 119
Ethylbenzene	44.4	48.0		ug/m3		108	74 - 122
m,p-Xylene	86.8	96.9		ug/m3		112	76 - 121
Xylene, o-	45.0	48.3		ug/m3		107	73 - 123
Styrene	43.8	48.8		ug/m3		112	74 - 125
Bromoform	106	145		ug/m3		136	53 - 149
Cumene	51.4	56.2		ug/m3		109	73 - 123
1,1,2,2-Tetrachloroethane	71.0	76.8		ug/m3		108	74 - 126
n-Propylbenzene	50.9	55.3		ug/m3		109	73 - 127
4-Ethyltoluene	50.4	54.8		ug/m3		109	75 - 129
1,3,5-Trimethylbenzene	51.6	56.2		ug/m3		109	72 - 126
2-Chlorotoluene	54.0	58.6		ug/m3		109	74 - 126
tert-Butylbenzene	57.1	63.9		ug/m3		112	71 - 125
1,2,4-Trimethylbenzene	51.3	55.9		ug/m3		109	71 - 129
sec-Butylbenzene	57.4	63.4		ug/m3		110	70 - 128
4-Isopropyltoluene	57.6	62.1		ug/m3		108	68 - 130
1,3-Dichlorobenzene	61.1	66.8		ug/m3		109	69 - 131

Method: TO-15 - Volatile Organic Compounds in Ambient Air (Continued)

Lab Sample ID: LCS 200-164640/3
Matrix: Air
Analysis Batch: 164640

Client Sample ID: Lab Control Sample
Prep Type: Total/NA

Analyte	Spike Added	LCS Result	LCS Qualifier	Unit	D	%Rec	%Rec. Limits
1,4-Dichlorobenzene	62.5	65.8		ug/m3		105	67 - 132
Benzyl chloride	52.6	57.5		ug/m3		109	60 - 136
n-Butylbenzene	57.7	61.8		ug/m3		107	65 - 137
1,2-Dichlorobenzene	64.7	66.0		ug/m3		102	68 - 129
1,2,4-Trichlorobenzene	81.5	80.6		ug/m3		99	50 - 150
Hexachlorobutadiene	116	121		ug/m3		104	58 - 130
Naphthalene	55.0	55.5		ug/m3		101	50 - 150

Lab Sample ID: MB 200-164683/8
Matrix: Air
Analysis Batch: 164683

Client Sample ID: Method Blank
Prep Type: Total/NA

Analyte	MB Result	MB Qualifier	RL	MDL	Unit	D	Prepared	Analyzed	Dil Fac
Dichlorodifluoromethane	ND		2.5	0.54	ug/m3			03/10/21 14:00	1
Freon 22	ND		1.8	0.42	ug/m3			03/10/21 14:00	1
1,2-Dichlorotetrafluoroethane	ND		1.4	0.24	ug/m3			03/10/21 14:00	1
Chloromethane	ND		1.0	0.23	ug/m3			03/10/21 14:00	1
n-Butane	ND		1.2	0.26	ug/m3			03/10/21 14:00	1
Vinyl chloride	ND		0.51	0.11	ug/m3			03/10/21 14:00	1
1,3-Butadiene	ND		0.44	0.13	ug/m3			03/10/21 14:00	1
Bromomethane	ND		0.78	0.20	ug/m3			03/10/21 14:00	1
Chloroethane	ND		1.3	0.14	ug/m3			03/10/21 14:00	1
Bromoethene(Vinyl Bromide)	ND		0.87	0.23	ug/m3			03/10/21 14:00	1
Trichlorofluoromethane	ND		1.1	0.34	ug/m3			03/10/21 14:00	1
Freon TF	ND		1.5	0.29	ug/m3			03/10/21 14:00	1
1,1-Dichloroethene	ND		0.79	0.15	ug/m3			03/10/21 14:00	1
Acetone	ND		12	2.9	ug/m3			03/10/21 14:00	1
Isopropyl alcohol	ND		12	1.2	ug/m3			03/10/21 14:00	1
Carbon disulfide	ND		1.6	0.23	ug/m3			03/10/21 14:00	1
3-Chloropropene	ND		1.6	0.20	ug/m3			03/10/21 14:00	1
Methylene Chloride	ND		1.7	0.94	ug/m3			03/10/21 14:00	1
tert-Butyl alcohol	ND		15	0.12	ug/m3			03/10/21 14:00	1
Methyl tert-butyl ether	ND		0.72	0.12	ug/m3			03/10/21 14:00	1
trans-1,2-Dichloroethene	ND		0.79	0.17	ug/m3			03/10/21 14:00	1
n-Hexane	ND		0.70	0.70	ug/m3			03/10/21 14:00	1
1,1-Dichloroethane	ND		0.81	0.17	ug/m3			03/10/21 14:00	1
Methyl Ethyl Ketone	ND		1.5	0.21	ug/m3			03/10/21 14:00	1
cis-1,2-Dichloroethene	ND		0.79	0.18	ug/m3			03/10/21 14:00	1
1,2-Dichloroethene, Total	ND		1.6	0.17	ug/m3			03/10/21 14:00	1
Chloroform	ND		0.98	0.16	ug/m3			03/10/21 14:00	1
Tetrahydrofuran	ND		15	0.19	ug/m3			03/10/21 14:00	1
1,1,1-Trichloroethane	ND		1.1	0.20	ug/m3			03/10/21 14:00	1
Cyclohexane	ND		0.69	0.16	ug/m3			03/10/21 14:00	1
Carbon tetrachloride	ND		1.3	0.15	ug/m3			03/10/21 14:00	1
2,2,4-Trimethylpentane	ND		0.93	0.19	ug/m3			03/10/21 14:00	1
Benzene	ND		0.64	0.21	ug/m3			03/10/21 14:00	1
1,2-Dichloroethane	ND		0.81	0.13	ug/m3			03/10/21 14:00	1
n-Heptane	ND		0.82	0.23	ug/m3			03/10/21 14:00	1
Trichloroethene	ND		1.1	0.19	ug/m3			03/10/21 14:00	1

Method: TO-15 - Volatile Organic Compounds in Ambient Air (Continued)

Lab Sample ID: MB 200-164683/8
Matrix: Air
Analysis Batch: 164683

Client Sample ID: Method Blank
Prep Type: Total/NA

Analyte	MB Result	MB Qualifier	RL	MDL	Unit	D	Prepared	Analyzed	Dil Fac
Methyl methacrylate	ND		2.0	0.14	ug/m3			03/10/21 14:00	1
1,2-Dichloropropane	ND		0.92	0.15	ug/m3			03/10/21 14:00	1
1,4-Dioxane	ND		18	0.30	ug/m3			03/10/21 14:00	1
Bromodichloromethane	ND		1.3	0.23	ug/m3			03/10/21 14:00	1
cis-1,3-Dichloropropene	ND		0.91	0.15	ug/m3			03/10/21 14:00	1
methyl isobutyl ketone	ND		2.0	0.15	ug/m3			03/10/21 14:00	1
Toluene	ND		0.75	0.41	ug/m3			03/10/21 14:00	1
trans-1,3-Dichloropropene	ND		0.91	0.18	ug/m3			03/10/21 14:00	1
1,1,2-Trichloroethane	ND		1.1	0.20	ug/m3			03/10/21 14:00	1
Tetrachloroethene	ND		1.4	0.22	ug/m3			03/10/21 14:00	1
Methyl Butyl Ketone (2-Hexanone)	ND		2.0	0.20	ug/m3			03/10/21 14:00	1
Dibromochloromethane	ND		1.7	0.31	ug/m3			03/10/21 14:00	1
1,2-Dibromoethane	ND		1.5	0.38	ug/m3			03/10/21 14:00	1
Chlorobenzene	ND		0.92	0.26	ug/m3			03/10/21 14:00	1
Ethylbenzene	0.407	J	0.87	0.27	ug/m3			03/10/21 14:00	1
m,p-Xylene	ND		2.2	0.43	ug/m3			03/10/21 14:00	1
Xylene, o-	0.356	J	0.87	0.21	ug/m3			03/10/21 14:00	1
Xylene (total)	0.356	J	3.0	0.21	ug/m3			03/10/21 14:00	1
Styrene	ND		0.85	0.17	ug/m3			03/10/21 14:00	1
Bromoform	ND		2.1	0.50	ug/m3			03/10/21 14:00	1
Cumene	ND		0.98	0.17	ug/m3			03/10/21 14:00	1
1,1,2,2-Tetrachloroethane	ND		1.4	0.29	ug/m3			03/10/21 14:00	1
n-Propylbenzene	ND		0.98	0.19	ug/m3			03/10/21 14:00	1
4-Ethyltoluene	ND		0.98	0.20	ug/m3			03/10/21 14:00	1
1,3,5-Trimethylbenzene	ND		0.98	0.19	ug/m3			03/10/21 14:00	1
2-Chlorotoluene	ND		1.0	0.22	ug/m3			03/10/21 14:00	1
tert-Butylbenzene	ND		1.1	0.19	ug/m3			03/10/21 14:00	1
1,2,4-Trimethylbenzene	ND		0.98	0.22	ug/m3			03/10/21 14:00	1
sec-Butylbenzene	ND		1.1	0.19	ug/m3			03/10/21 14:00	1
4-Isopropyltoluene	ND		1.1	0.21	ug/m3			03/10/21 14:00	1
1,3-Dichlorobenzene	ND		1.2	0.66	ug/m3			03/10/21 14:00	1
1,4-Dichlorobenzene	ND		1.2	0.72	ug/m3			03/10/21 14:00	1
Benzyl chloride	ND		1.0	0.44	ug/m3			03/10/21 14:00	1
n-Butylbenzene	ND		1.1	0.21	ug/m3			03/10/21 14:00	1
1,2-Dichlorobenzene	ND		1.2	0.58	ug/m3			03/10/21 14:00	1
1,2,4-Trichlorobenzene	ND		3.7	1.6	ug/m3			03/10/21 14:00	1
Hexachlorobutadiene	ND		2.1	0.81	ug/m3			03/10/21 14:00	1
Naphthalene	ND		2.6	0.89	ug/m3			03/10/21 14:00	1

Lab Sample ID: LCS 200-164683/6
Matrix: Air
Analysis Batch: 164683

Client Sample ID: Lab Control Sample
Prep Type: Total/NA

Analyte	Spike Added	LCS Result	LCS Qualifier	Unit	D	%Rec	%Rec. Limits
Dichlorodifluoromethane	52.3	65.0		ug/m3		124	61 - 142
Freon 22	37.4	48.4		ug/m3		129	60 - 147
1,2-Dichlorotetrafluoroethane	74.0	77.2		ug/m3		104	71 - 141
Chloromethane	20.5	28.6		ug/m3		139	56 - 141
n-Butane	24.5	27.8		ug/m3		114	53 - 151

Method: TO-15 - Volatile Organic Compounds in Ambient Air (Continued)

Lab Sample ID: LCS 200-164683/6
Matrix: Air
Analysis Batch: 164683

Client Sample ID: Lab Control Sample
Prep Type: Total/NA

Analyte	Spike Added	LCS Result	LCS Qualifier	Unit	D	%Rec	%Rec. Limits
Vinyl chloride	25.5	30.1		ug/m3		118	61 - 135
1,3-Butadiene	21.5	23.0		ug/m3		107	58 - 139
Bromomethane	40.4	46.5		ug/m3		115	72 - 124
Chloroethane	27.9	28.7		ug/m3		103	68 - 130
Bromoethene(Vinyl Bromide)	44.0	45.4		ug/m3		103	75 - 125
Trichlorofluoromethane	58.5	52.0		ug/m3		89	70 - 129
Freon TF	81.8	68.9		ug/m3		84	70 - 121
1,1-Dichloroethene	40.4	34.9		ug/m3		86	68 - 120
Acetone	24.8	21.3		ug/m3		86	54 - 154
Isopropyl alcohol	25.0	20.2		ug/m3		81	53 - 142
Carbon disulfide	32.3	30.3		ug/m3		94	71 - 138
3-Chloropropene	33.6	24.8		ug/m3		74	50 - 150
Methylene Chloride	35.6	26.5		ug/m3		74	59 - 137
tert-Butyl alcohol	32.7	27.9		ug/m3		85	66 - 132
Methyl tert-butyl ether	38.1	34.3		ug/m3		90	70 - 127
trans-1,2-Dichloroethene	40.9	35.4		ug/m3		86	69 - 137
n-Hexane	36.9	33.7		ug/m3		91	63 - 138
1,1-Dichloroethane	41.6	37.8		ug/m3		91	66 - 130
Methyl Ethyl Ketone	30.5	27.5		ug/m3		90	72 - 124
cis-1,2-Dichloroethene	41.1	42.3		ug/m3		103	72 - 121
Chloroform	50.4	46.2		ug/m3		92	73 - 124
Tetrahydrofuran	28.9	24.4		ug/m3		84	60 - 149
1,1,1-Trichloroethane	56.3	51.0		ug/m3		91	72 - 127
Cyclohexane	35.2	36.3		ug/m3		103	76 - 124
Carbon tetrachloride	63.2	58.7		ug/m3		93	71 - 133
2,2,4-Trimethylpentane	47.4	42.6		ug/m3		90	68 - 131
Benzene	33.2	31.4		ug/m3		95	73 - 119
1,2-Dichloroethane	42.3	42.5		ug/m3		101	68 - 135
n-Heptane	42.2	35.9		ug/m3		85	60 - 142
Trichloroethene	55.3	55.8		ug/m3		101	73 - 122
Methyl methacrylate	41.8	41.4		ug/m3		99	73 - 129
1,2-Dichloropropane	47.8	53.5		ug/m3		112	69 - 128
1,4-Dioxane	37.1	35.0		ug/m3		94	66 - 129
Bromodichloromethane	68.9	73.6		ug/m3		107	75 - 127
cis-1,3-Dichloropropene	45.1	50.6		ug/m3		112	74 - 125
methyl isobutyl ketone	41.7	33.8		ug/m3		81	58 - 144
Toluene	38.4	38.0		ug/m3		99	75 - 122
trans-1,3-Dichloropropene	44.7	50.4		ug/m3		113	74 - 128
1,1,2-Trichloroethane	57.2	55.0		ug/m3		96	75 - 126
Tetrachloroethene	71.0	66.4		ug/m3		94	70 - 125
Methyl Butyl Ketone (2-Hexanone)	41.4	32.5		ug/m3		78	57 - 143
Dibromochloromethane	90.3	77.4		ug/m3		86	73 - 125
1,2-Dibromoethane	81.9	92.1		ug/m3		112	78 - 122
Chlorobenzene	48.3	47.7		ug/m3		99	76 - 119
Ethylbenzene	44.4	39.8		ug/m3		90	74 - 122
m,p-Xylene	86.8	82.3		ug/m3		95	76 - 121
Xylene, o-	45.0	42.2		ug/m3		94	73 - 123
Styrene	43.8	42.6		ug/m3		97	74 - 125

Method: TO-15 - Volatile Organic Compounds in Ambient Air (Continued)

Lab Sample ID: LCS 200-164683/6
Matrix: Air
Analysis Batch: 164683

Client Sample ID: Lab Control Sample
Prep Type: Total/NA

Analyte	Spike Added	LCS Result	LCS Qualifier	Unit	D	%Rec	%Rec. Limits
Bromoform	106	92.7		ug/m3		87	53 - 149
Cumene	51.4	48.4		ug/m3		94	73 - 123
1,1,2,2-Tetrachloroethane	71.0	69.2		ug/m3		97	74 - 126
n-Propylbenzene	50.9	47.2		ug/m3		93	73 - 127
4-Ethyltoluene	50.4	46.9		ug/m3		93	75 - 129
1,3,5-Trimethylbenzene	51.6	44.2		ug/m3		86	72 - 126
2-Chlorotoluene	54.0	51.4		ug/m3		95	74 - 126
tert-Butylbenzene	57.1	48.6		ug/m3		85	71 - 125
1,2,4-Trimethylbenzene	51.3	44.8		ug/m3		87	71 - 129
sec-Butylbenzene	57.4	59.1		ug/m3		103	70 - 128
4-Isopropyltoluene	57.6	51.4		ug/m3		89	68 - 130
1,3-Dichlorobenzene	61.1	60.0		ug/m3		98	69 - 131
1,4-Dichlorobenzene	62.5	68.6		ug/m3		110	67 - 132
Benzyl chloride	52.6	70.9		ug/m3		135	60 - 136
n-Butylbenzene	57.7	73.2		ug/m3		127	65 - 137
1,2-Dichlorobenzene	64.7	71.9		ug/m3		111	68 - 129
1,2,4-Trichlorobenzene	81.5	79.1		ug/m3		97	50 - 150
Hexachlorobutadiene	116	95.0		ug/m3		82	58 - 130
Naphthalene	55.0	54.7		ug/m3		99	50 - 150

Lab Sample ID: MB 200-164684/4
Matrix: Air
Analysis Batch: 164684

Client Sample ID: Method Blank
Prep Type: Total/NA

Analyte	MB Result	MB Qualifier	RL	MDL	Unit	D	Prepared	Analyzed	Dil Fac
Dichlorodifluoromethane	ND		2.5	0.54	ug/m3			03/10/21 10:08	1
Freon 22	ND		1.8	0.42	ug/m3			03/10/21 10:08	1
1,2-Dichlorotetrafluoroethane	ND		1.4	0.24	ug/m3			03/10/21 10:08	1
Chloromethane	ND		1.0	0.23	ug/m3			03/10/21 10:08	1
n-Butane	ND		1.2	0.26	ug/m3			03/10/21 10:08	1
Vinyl chloride	ND		0.51	0.11	ug/m3			03/10/21 10:08	1
1,3-Butadiene	ND		0.44	0.13	ug/m3			03/10/21 10:08	1
Bromomethane	ND		0.78	0.20	ug/m3			03/10/21 10:08	1
Chloroethane	ND		1.3	0.14	ug/m3			03/10/21 10:08	1
Bromoethene(Vinyl Bromide)	ND		0.87	0.23	ug/m3			03/10/21 10:08	1
Trichlorofluoromethane	ND		1.1	0.34	ug/m3			03/10/21 10:08	1
Freon TF	ND		1.5	0.29	ug/m3			03/10/21 10:08	1
1,1-Dichloroethene	ND		0.79	0.15	ug/m3			03/10/21 10:08	1
Acetone	ND		12	2.9	ug/m3			03/10/21 10:08	1
Isopropyl alcohol	ND		12	1.2	ug/m3			03/10/21 10:08	1
Carbon disulfide	ND		1.6	0.23	ug/m3			03/10/21 10:08	1
3-Chloropropene	ND		1.6	0.20	ug/m3			03/10/21 10:08	1
Methylene Chloride	ND		1.7	0.94	ug/m3			03/10/21 10:08	1
tert-Butyl alcohol	ND		15	0.12	ug/m3			03/10/21 10:08	1
Methyl tert-butyl ether	ND		0.72	0.12	ug/m3			03/10/21 10:08	1
trans-1,2-Dichloroethene	ND		0.79	0.17	ug/m3			03/10/21 10:08	1
n-Hexane	ND		0.70	0.70	ug/m3			03/10/21 10:08	1
1,1-Dichloroethane	ND		0.81	0.17	ug/m3			03/10/21 10:08	1
Methyl Ethyl Ketone	ND		1.5	0.21	ug/m3			03/10/21 10:08	1

Method: TO-15 - Volatile Organic Compounds in Ambient Air (Continued)

Lab Sample ID: MB 200-164684/4
Matrix: Air
Analysis Batch: 164684

Client Sample ID: Method Blank
Prep Type: Total/NA

Analyte	MB Result	MB Qualifier	RL	MDL	Unit	D	Prepared	Analyzed	Dil Fac
cis-1,2-Dichloroethene	ND		0.79	0.18	ug/m3			03/10/21 10:08	1
1,2-Dichloroethene, Total	ND		1.6	0.17	ug/m3			03/10/21 10:08	1
Chloroform	ND		0.98	0.16	ug/m3			03/10/21 10:08	1
Tetrahydrofuran	ND		15	0.19	ug/m3			03/10/21 10:08	1
1,1,1-Trichloroethane	ND		1.1	0.20	ug/m3			03/10/21 10:08	1
Cyclohexane	ND		0.69	0.16	ug/m3			03/10/21 10:08	1
Carbon tetrachloride	ND		1.3	0.15	ug/m3			03/10/21 10:08	1
2,2,4-Trimethylpentane	ND		0.93	0.19	ug/m3			03/10/21 10:08	1
Benzene	ND		0.64	0.21	ug/m3			03/10/21 10:08	1
1,2-Dichloroethane	ND		0.81	0.13	ug/m3			03/10/21 10:08	1
n-Heptane	ND		0.82	0.23	ug/m3			03/10/21 10:08	1
Trichloroethene	ND		1.1	0.19	ug/m3			03/10/21 10:08	1
Methyl methacrylate	ND		2.0	0.14	ug/m3			03/10/21 10:08	1
1,2-Dichloropropane	ND		0.92	0.15	ug/m3			03/10/21 10:08	1
1,4-Dioxane	ND		18	0.30	ug/m3			03/10/21 10:08	1
Bromodichloromethane	ND		1.3	0.23	ug/m3			03/10/21 10:08	1
cis-1,3-Dichloropropene	ND		0.91	0.15	ug/m3			03/10/21 10:08	1
methyl isobutyl ketone	ND		2.0	0.15	ug/m3			03/10/21 10:08	1
Toluene	ND		0.75	0.41	ug/m3			03/10/21 10:08	1
trans-1,3-Dichloropropene	ND		0.91	0.18	ug/m3			03/10/21 10:08	1
1,1,2-Trichloroethane	ND		1.1	0.20	ug/m3			03/10/21 10:08	1
Tetrachloroethene	ND		1.4	0.22	ug/m3			03/10/21 10:08	1
Methyl Butyl Ketone (2-Hexanone)	ND		2.0	0.20	ug/m3			03/10/21 10:08	1
Dibromochloromethane	ND		1.7	0.31	ug/m3			03/10/21 10:08	1
1,2-Dibromoethane	ND		1.5	0.38	ug/m3			03/10/21 10:08	1
Chlorobenzene	ND		0.92	0.26	ug/m3			03/10/21 10:08	1
Ethylbenzene	ND		0.87	0.27	ug/m3			03/10/21 10:08	1
m,p-Xylene	ND		2.2	0.43	ug/m3			03/10/21 10:08	1
Xylene, o-	ND		0.87	0.21	ug/m3			03/10/21 10:08	1
Xylene (total)	ND		3.0	0.21	ug/m3			03/10/21 10:08	1
Styrene	ND		0.85	0.17	ug/m3			03/10/21 10:08	1
Bromoform	ND		2.1	0.50	ug/m3			03/10/21 10:08	1
Cumene	ND		0.98	0.17	ug/m3			03/10/21 10:08	1
1,1,2,2-Tetrachloroethane	ND		1.4	0.29	ug/m3			03/10/21 10:08	1
n-Propylbenzene	ND		0.98	0.19	ug/m3			03/10/21 10:08	1
4-Ethyltoluene	ND		0.98	0.20	ug/m3			03/10/21 10:08	1
1,3,5-Trimethylbenzene	ND		0.98	0.19	ug/m3			03/10/21 10:08	1
2-Chlorotoluene	ND		1.0	0.22	ug/m3			03/10/21 10:08	1
tert-Butylbenzene	ND		1.1	0.19	ug/m3			03/10/21 10:08	1
1,2,4-Trimethylbenzene	ND		0.98	0.22	ug/m3			03/10/21 10:08	1
sec-Butylbenzene	ND		1.1	0.19	ug/m3			03/10/21 10:08	1
4-Isopropyltoluene	ND		1.1	0.21	ug/m3			03/10/21 10:08	1
1,3-Dichlorobenzene	ND		1.2	0.66	ug/m3			03/10/21 10:08	1
1,4-Dichlorobenzene	ND		1.2	0.72	ug/m3			03/10/21 10:08	1
Benzyl chloride	ND		1.0	0.44	ug/m3			03/10/21 10:08	1
n-Butylbenzene	ND		1.1	0.21	ug/m3			03/10/21 10:08	1
1,2-Dichlorobenzene	ND		1.2	0.58	ug/m3			03/10/21 10:08	1
1,2,4-Trichlorobenzene	ND		3.7	1.6	ug/m3			03/10/21 10:08	1
Hexachlorobutadiene	ND		2.1	0.81	ug/m3			03/10/21 10:08	1

Method: TO-15 - Volatile Organic Compounds in Ambient Air (Continued)

Lab Sample ID: MB 200-164684/4
Matrix: Air
Analysis Batch: 164684

Client Sample ID: Method Blank
Prep Type: Total/NA

Analyte	MB Result	MB Qualifier	RL	MDL	Unit	D	Prepared	Analyzed	Dil Fac
Naphthalene	ND		2.6	0.89	ug/m3			03/10/21 10:08	1

Lab Sample ID: LCS 200-164684/3
Matrix: Air
Analysis Batch: 164684

Client Sample ID: Lab Control Sample
Prep Type: Total/NA

Analyte	Spike Added	LCS Result	LCS Qualifier	Unit	D	%Rec	%Rec. Limits
Dichlorodifluoromethane	52.3	51.1		ug/m3		98	61 - 142
Freon 22	37.4	38.4		ug/m3		103	60 - 147
1,2-Dichlorotetrafluoroethane	74.0	78.1		ug/m3		106	71 - 141
Chloromethane	20.5	23.5		ug/m3		114	56 - 141
n-Butane	24.5	27.5		ug/m3		112	53 - 151
Vinyl chloride	25.5	27.4		ug/m3		107	61 - 135
1,3-Butadiene	21.5	23.1		ug/m3		108	58 - 139
Bromomethane	40.4	44.4		ug/m3		110	72 - 124
Chloroethane	27.9	30.0		ug/m3		108	68 - 130
Bromoethene(Vinyl Bromide)	44.0	51.0		ug/m3		116	75 - 125
Trichlorofluoromethane	58.5	66.8		ug/m3		114	70 - 129
Freon TF	81.8	86.3		ug/m3		106	70 - 121
1,1-Dichloroethene	40.4	39.9		ug/m3		99	68 - 120
Acetone	24.8	27.0		ug/m3		109	54 - 154
Isopropyl alcohol	25.0	24.0		ug/m3		96	53 - 142
Carbon disulfide	32.3	30.3		ug/m3		94	71 - 138
3-Chloropropene	33.6	32.4		ug/m3		96	50 - 150
Methylene Chloride	35.6	37.7		ug/m3		106	59 - 137
tert-Butyl alcohol	32.7	33.5		ug/m3		102	66 - 132
Methyl tert-butyl ether	38.1	41.0		ug/m3		108	70 - 127
trans-1,2-Dichloroethene	40.9	44.2		ug/m3		108	69 - 137
n-Hexane	36.9	40.0		ug/m3		108	63 - 138
1,1-Dichloroethane	41.6	39.4		ug/m3		95	66 - 130
Methyl Ethyl Ketone	30.5	32.0		ug/m3		105	72 - 124
cis-1,2-Dichloroethene	41.1	37.6		ug/m3		91	72 - 121
Chloroform	50.4	52.9		ug/m3		105	73 - 124
Tetrahydrofuran	28.9	31.2		ug/m3		108	60 - 149
1,1,1-Trichloroethane	56.3	61.1		ug/m3		109	72 - 127
Cyclohexane	35.2	37.4		ug/m3		106	76 - 124
Carbon tetrachloride	63.2	65.7		ug/m3		104	71 - 133
2,2,4-Trimethylpentane	47.4	53.4		ug/m3		113	68 - 131
Benzene	33.2	35.0		ug/m3		106	73 - 119
1,2-Dichloroethane	42.3	47.3		ug/m3		112	68 - 135
n-Heptane	42.2	47.7		ug/m3		113	60 - 142
Trichloroethene	55.3	55.1		ug/m3		100	73 - 122
Methyl methacrylate	41.8	44.1		ug/m3		105	73 - 129
1,2-Dichloropropane	47.8	51.2		ug/m3		107	69 - 128
1,4-Dioxane	37.1	37.8		ug/m3		102	66 - 129
Bromodichloromethane	68.9	78.5		ug/m3		114	75 - 127
cis-1,3-Dichloropropene	45.1	51.2		ug/m3		114	74 - 125
methyl isobutyl ketone	41.7	45.8		ug/m3		110	58 - 144
Toluene	38.4	41.3		ug/m3		108	75 - 122

Method: TO-15 - Volatile Organic Compounds in Ambient Air (Continued)

Lab Sample ID: LCS 200-164684/3
Matrix: Air
Analysis Batch: 164684

Client Sample ID: Lab Control Sample
Prep Type: Total/NA

Analyte	Spike Added	LCS Result	LCS Qualifier	Unit	D	%Rec	%Rec. Limits
trans-1,3-Dichloropropene	44.7	48.9		ug/m3		109	74 - 128
1,1,2-Trichloroethane	57.2	61.1		ug/m3		107	75 - 126
Tetrachloroethene	71.0	69.0		ug/m3		97	70 - 125
Methyl Butyl Ketone (2-Hexanone)	41.4	47.9		ug/m3		116	57 - 143
Dibromochloromethane	90.3	93.9		ug/m3		104	73 - 125
1,2-Dibromoethane	81.9	87.1		ug/m3		106	78 - 122
Chlorobenzene	48.3	50.8		ug/m3		105	76 - 119
Ethylbenzene	44.4	47.8		ug/m3		108	74 - 122
m,p-Xylene	86.8	96.2		ug/m3		111	76 - 121
Xylene, o-	45.0	48.0		ug/m3		107	73 - 123
Styrene	43.8	48.3		ug/m3		110	74 - 125
Bromoform	106	142		ug/m3		133	53 - 149
Cumene	51.4	54.9		ug/m3		107	73 - 123
1,1,2,2-Tetrachloroethane	71.0	76.1		ug/m3		107	74 - 126
n-Propylbenzene	50.9	54.9		ug/m3		108	73 - 127
4-Ethyltoluene	50.4	54.4		ug/m3		108	75 - 129
1,3,5-Trimethylbenzene	51.6	54.8		ug/m3		106	72 - 126
2-Chlorotoluene	54.0	57.2		ug/m3		106	74 - 126
tert-Butylbenzene	57.1	61.5		ug/m3		108	71 - 125
1,2,4-Trimethylbenzene	51.3	54.7		ug/m3		107	71 - 129
sec-Butylbenzene	57.4	61.4		ug/m3		107	70 - 128
4-Isopropyltoluene	57.6	60.0		ug/m3		104	68 - 130
1,3-Dichlorobenzene	61.1	66.3		ug/m3		108	69 - 131
1,4-Dichlorobenzene	62.5	64.9		ug/m3		104	67 - 132
Benzyl chloride	52.6	57.0		ug/m3		108	60 - 136
n-Butylbenzene	57.7	60.1		ug/m3		104	65 - 137
1,2-Dichlorobenzene	64.7	65.0		ug/m3		100	68 - 129
1,2,4-Trichlorobenzene	81.5	79.7		ug/m3		98	50 - 150
Hexachlorobutadiene	116	115		ug/m3		99	58 - 130
Naphthalene	55.0	53.7		ug/m3		98	50 - 150

QC Association Summary

Client: GHD Services Inc.
Project/Site: 058507, GM-Lockport Air Samples, 256042

Job ID: 200-57503-1

Air - GC/MS VOA

Analysis Batch: 164640

Lab Sample ID	Client Sample ID	Prep Type	Matrix	Method	Prep Batch
200-57503-1	10-IA-1-2021	Total/NA	Air	TO-15	
200-57503-2	10-IA-2-2021	Total/NA	Air	TO-15	
200-57503-3	8-IA-1-2021	Total/NA	Air	TO-15	
200-57503-4	8-IA-2-2021	Total/NA	Air	TO-15	
200-57503-5	7A-IA-1-2021	Total/NA	Air	TO-15	
200-57503-6	7A-IA-2-2021	Total/NA	Air	TO-15	
MB 200-164640/4	Method Blank	Total/NA	Air	TO-15	
LCS 200-164640/3	Lab Control Sample	Total/NA	Air	TO-15	

Analysis Batch: 164683

Lab Sample ID	Client Sample ID	Prep Type	Matrix	Method	Prep Batch
200-57503-1 - DL	10-IA-1-2021	Total/NA	Air	TO-15	
200-57503-2 - DL	10-IA-2-2021	Total/NA	Air	TO-15	
MB 200-164683/8	Method Blank	Total/NA	Air	TO-15	
LCS 200-164683/6	Lab Control Sample	Total/NA	Air	TO-15	

Analysis Batch: 164684

Lab Sample ID	Client Sample ID	Prep Type	Matrix	Method	Prep Batch
200-57503-7	OA-1-2021	Total/NA	Air	TO-15	
MB 200-164684/4	Method Blank	Total/NA	Air	TO-15	
LCS 200-164684/3	Lab Control Sample	Total/NA	Air	TO-15	

Lab Chronicle

Client: GHD Services Inc.
Project/Site: 058507, GM-Lockport Air Samples, 256042

Job ID: 200-57503-1

Client Sample ID: 10-IA-1-2021 — Lab Sample ID: 200-57503-1

Date Collected: 03/03/21 15:30 — **Matrix: Air**
Date Received: 03/05/21 11:10

Prep Type	Batch Type	Batch Method	Run	Dilution Factor	Batch Number	Prepared or Analyzed	Analyst	Lab
Total/NA	Analysis	TO-15	DL	7.14	164683	03/10/21 14:53	K1P	TAL BUR
Total/NA	Analysis	TO-15		1	164640	03/10/21 00:53	TPB	TAL BUR

Client Sample ID: 10-IA-2-2021 — Lab Sample ID: 200-57503-2

Date Collected: 03/03/21 15:31 — **Matrix: Air**
Date Received: 03/05/21 11:10

Prep Type	Batch Type	Batch Method	Run	Dilution Factor	Batch Number	Prepared or Analyzed	Analyst	Lab
Total/NA	Analysis	TO-15	DL	5	164683	03/10/21 15:47	K1P	TAL BUR
Total/NA	Analysis	TO-15		1	164640	03/10/21 01:46	TPB	TAL BUR

Client Sample ID: 8-IA-1-2021 — Lab Sample ID: 200-57503-3

Date Collected: 03/03/21 15:41 — **Matrix: Air**
Date Received: 03/05/21 11:10

Prep Type	Batch Type	Batch Method	Run	Dilution Factor	Batch Number	Prepared or Analyzed	Analyst	Lab
Total/NA	Analysis	TO-15		1	164640	03/10/21 02:39	TPB	TAL BUR

Client Sample ID: 8-IA-2-2021 — Lab Sample ID: 200-57503-4

Date Collected: 03/03/21 15:43 — **Matrix: Air**
Date Received: 03/05/21 11:10

Prep Type	Batch Type	Batch Method	Run	Dilution Factor	Batch Number	Prepared or Analyzed	Analyst	Lab
Total/NA	Analysis	TO-15		1	164640	03/10/21 03:32	TPB	TAL BUR

Client Sample ID: 7A-IA-1-2021 — Lab Sample ID: 200-57503-5

Date Collected: 03/03/21 15:53 — **Matrix: Air**
Date Received: 03/05/21 11:10

Prep Type	Batch Type	Batch Method	Run	Dilution Factor	Batch Number	Prepared or Analyzed	Analyst	Lab
Total/NA	Analysis	TO-15		1	164640	03/10/21 04:25	TPB	TAL BUR

Client Sample ID: 7A-IA-2-2021 — Lab Sample ID: 200-57503-6

Date Collected: 03/03/21 15:51 — **Matrix: Air**
Date Received: 03/05/21 11:10

Prep Type	Batch Type	Batch Method	Run	Dilution Factor	Batch Number	Prepared or Analyzed	Analyst	Lab
Total/NA	Analysis	TO-15		1	164640	03/10/21 05:18	TPB	TAL BUR

Client Sample ID: OA-1-2021 — Lab Sample ID: 200-57503-7

Date Collected: 03/03/21 16:01 — **Matrix: Air**
Date Received: 03/05/21 11:10

Prep Type	Batch Type	Batch Method	Run	Dilution Factor	Batch Number	Prepared or Analyzed	Analyst	Lab
Total/NA	Analysis	TO-15		1	164684	03/10/21 15:30	A1B	TAL BUR

Lab Chronicle

Client: GHD Services Inc.
Project/Site: 058507, GM-Lockport Air Samples, 256042

Job ID: 200-57503-1

Laboratory References:

TAL BUR = Eurofins TestAmerica, Burlington, 530 Community Drive, Suite 11, South Burlington, VT 05403, TEL (802)660-1990

Accreditation/Certification Summary

Client: GHD Services Inc.
Job ID: 200-57503-1
Project/Site: 058507, GM-Lockport Air Samples, 256042

Laboratory: Eurofins TestAmerica, Burlington

Unless otherwise noted, all analytes for this laboratory were covered under each accreditation/certification below.

Authority	Program	Identification Number	Expiration Date
New York	NELAP	10391	04-01-21

The following analytes are included in this report, but the laboratory is not certified by the governing authority. This list may include analytes for which the agency does not offer certification.

Analysis Method	Prep Method	Matrix	Analyte
TO-15		Air	1,2-Dichloroethene, Total
TO-15		Air	4-Ethyltoluene
TO-15		Air	4-Isopropyltoluene
TO-15		Air	Cumene
TO-15		Air	Freon 22
TO-15		Air	Methyl Butyl Ketone (2-Hexanone)
TO-15		Air	n-Butane
TO-15		Air	n-Butylbenzene
TO-15		Air	n-Propylbenzene
TO-15		Air	sec-Butylbenzene
TO-15		Air	tert-Butylbenzene
TO-15		Air	Tetrahydrofuran

Method Summary

Client: GHD Services Inc.
Project/Site: 058507, GM-Lockport Air Samples, 256042

Job ID: 200-57503-1

Method	Method Description	Protocol	Laboratory
TO-15	Volatile Organic Compounds in Ambient Air	EPA	TAL BUR

Protocol References:

EPA = US Environmental Protection Agency

Laboratory References:

TAL BUR = Eurofins TestAmerica, Burlington, 530 Community Drive, Suite 11, South Burlington, VT 05403, TEL (802)660-1990

Sample Summary

Client: GHD Services Inc.
Project/Site: 058507, GM-Lockport Air Samples, 256042

Job ID: 200-57503-1

Lab Sample ID	Client Sample ID	Matrix	Collected	Received	Asset ID
200-57503-1	10-IA-1-2021	Air	03/03/21 15:30	03/05/21 11:10	Air Canister (6-Liter) #5056
200-57503-2	10-IA-2-2021	Air	03/03/21 15:31	03/05/21 11:10	Air Canister (6-Liter) #2699
200-57503-3	8-IA-1-2021	Air	03/03/21 15:41	03/05/21 11:10	Air Canister (6-Liter) #4555
200-57503-4	8-IA-2-2021	Air	03/03/21 15:43	03/05/21 11:10	Air Canister (6-Liter) #2883
200-57503-5	7A-IA-1-2021	Air	03/03/21 15:53	03/05/21 11:10	Air Canister (6-Liter) #4476
200-57503-6	7A-IA-2-2021	Air	03/03/21 15:51	03/05/21 11:10	Air Canister (6-Liter) #5696
200-57503-7	OA-1-2021	Air	03/03/21 16:01	03/05/21 11:10	Air Canister (6-Liter) #5093

Eurofins TestAmerica, Burlington
530 Community Drive
Suite 11
South Burlington, VT 05403-6809
phone 802.660.1990 fax 802.660.1919

Canister Samples Chain of Custody Record

TestAmerica Laboratories, Inc. assumes no liability with respect to the collection and shipment of these samples.

eurofins Environment Testing America

TestAmerica Laboratories, Inc. d/b/a Eurofins TestAmerica

Client Contact Information
Company Name: GZA
Address: 300 Pearl St. Suite 700
City/State/Zip Buffalo NY 14202
Phone: 716-685-2300
FAX:
Project Name: GM Lockport
Site/Location: Lockport NY
PO# 058587

Client Project Manager: Thomas Bohlen
Phone: 716-685-2300
Email: Thomas.Bohlen@GZA.com
Site Contact: Thomas Bohlen
Tel/Fax
Analysis Turnaround Time
Standard (Specific):
Rush (Specifiy):

Samples Collected By: Pete Nyzyk 716-517-5708

COC No: 1 of 1 COCs
TALS Project #:
For Lab Use Only:
Walk-in Client:
Lab Sampling:
Job / SDG No.:
(See below for Add'l Items)

Sample Identification	Sample Start Date	Time Start	Sample End Date	Time Stop	Canister Vacuum in Field, "Hg (Start)	Canister Vacuum in Field, "Hg (Stop)	Flow Controller ID	Canister ID	TO-14/15 (Standard / Low Level)	TO-15 SIM	EPA 3C	EPA 25C	ASTM D-1946	EPA 15/16	Other (Please specify in notes section)	Sample Type	Indoor Air/Ambient Air	Sub-Slab	Soil Gas	Soil Vapor Extraction (SVE)	Landfill Gas	Other (Please specify in notes section)	Sample Specific Notes:
10-IA-1-2021	3/3/21	730	3/3/21	1530	28	6	4532	5056		X													* OA-1-2021
10-IA-2-2021		735		1531	30	7	6082	2699		X													analyze TO-15
8-IA-1-2021		~~748~~ 753		1541	30	6	3938	4555		X													only
8-IA-2-2021		752		1543	730	8	2667	2883		X													
7A-IA-1-2021		806		1553	30	7	7493	4476		X													
7A-IA-2-2021		802		1551	30	7	4517	5696		X													
OA-1-2021		817		1601	30	8	5185	5093	X														

200-57503 Chain of Custody

Temperature (Fahrenheit)		
Start	Interior 65	Ambient 35
Stop	65	40

Pressure (inches of Hg)		
Start	Interior	Ambient
Stop		

Special Instructions/QC Requirements & Comments:

Samples Shipped by:	**Date / Time:**	**Samples Received by:** Cwalker 3/3/21 1630	
Samples Relinquished by: Tomorrow Cinolb	**Date / Time:** 3/4/21 1700	**Received by:** 3/5/21 1110 ETABJ	
Relinquished by:	**Date / Time:**	**Received by:**	
Lab Use Only: **Shipper Name:**	**Opened by:**	**Condition:**	

Form No. CA-C-WI-003, Rev. 2.27, dated 12/15/2020

eurofins | Environment Testing TestAmerica

Part # 159469-434 RIT2 EXP 06/21

ORIGIN ID:DKKA (716) 691-2600
SAMPLE RECEIPT
EUROFINS TESTAMERICA BUFFALO
10 HAZELWOOD DR

AMHERST, NY 14228
UNITED STATES US

SHIP DATE: 04MAR21
ACTWGT: 27.50 LB
CAD: 846654/CAFE3409

BILL RECIPIENT

TO SAMPLE MGT.
TA BURLINGTON
530 COMMUNITY DRIVE
SUITE 11
SOUTH BURLINGTON VT 05403
(802) 923-1026
REF: TA BURLINGTON

FedEx Express

J201120121801uv

1 of 2

TRK# 0201 1888 3863 1930

MASTER

FRI - 05 MAR 10:30A
PRIORITY OVERNIGHT

XH BTVA

05403
VT-US BTV

eurofins | Environment Testing TestAmerica

Part # 159469-434 RIT2 EXP 06/21

ORIGIN ID:DKKA (716) 691-2600
SAMPLE RECEIPT
EUROFINS TESTAMERICA BUFFALO
10 HAZELWOOD DR

AMHERST, NY 14228
UNITED STATES US

SHIP DATE: 04MAR21
ACTWGT: 27.50 LB
CAD: 846654/CAFE3409

BILL RECIPIENT

TO SAMPLE MGT.
TA BURLINGTON
530 COMMUNITY DRIVE
SUITE 11
SOUTH BURLINGTON VT 05403
(802) 923-1026
REF: TA BURLINGTON

FedEx Express

J201120121801uv

2 of 2

MPS# 0263 1888 3863 1940

Mstr# 1888 3863 1930 0201

FRI - 05 MAR 10:30A
PRIORITY OVERNIGHT

XH BTVA

05403
VT-US BTV

Login Sample Receipt Checklist

Client: GHD Services Inc.

Job Number: 200-57503-1

Login Number: 57503
List Number: 1
Creator: Lavigne, Scott M

List Source: Eurofins TestAmerica, Burlington

Question	Answer	Comment
Radioactivity wasn't checked or is </= background as measured by a survey meter.	True	Lab does not accept radioactive samples.
The cooler's custody seal, if present, is intact.	True	Not present
Sample custody seals, if present, are intact.	True	
The cooler or samples do not appear to have been compromised or tampered with.	True	
Samples were received on ice.	N/A	Thermal preservation not required.
Cooler Temperature is acceptable.	True	
Cooler Temperature is recorded.	N/A	Thermal preservation not required.
COC is present.	True	
COC is filled out in ink and legible.	True	
COC is filled out with all pertinent information.	True	
Is the Field Sampler's name present on COC?	True	
There are no discrepancies between the containers received and the COC.	True	
Samples are received within Holding Time (excluding tests with immediate HTs)	True	
Sample containers have legible labels.	True	
Containers are not broken or leaking.	True	
Sample collection date/times are provided.	True	
Appropriate sample containers are used.	True	
Sample bottles are completely filled.	N/A	
Sample Preservation Verified.	True	
There is sufficient vol. for all requested analyses, incl. any requested MS/MSDs	True	
Containers requiring zero headspace have no headspace or bubble is <6mm (1/4").	True	
Multiphasic samples are not present.	True	
Samples do not require splitting or compositing.	True	
Residual Chlorine Checked.	N/A	

Pre-Shipment Clean Canister Certification Report

Canister Cleaning & Pre-Shipment Leak Test

System ID	Max DF#	# Cycles	Cleaning Start Date/Time		System Start Temp(s):		Technician	Can Size	Certification Type:
Bottom Rack	10	25	1/22/2021	1526	22	22	SML	6 liter	batch

Port	Can ID	Initial[1] (psia)	Final (psia)	Diff.[3]	Final ("Hg)	Initial Reading Gauge:	Date:	Time:	Tech:	Temp:	Final Reading Gauge:	Date:	Time:	Tech:	Temp:
1	7703	103	103	Ø	29.9	G26	2/9/21	1630	SM	22.0	G26	2/10/21	1658	SM	22.0
2	6017	103	103	Ø	29.8	G26	1/23/21	1313	SM	21.0	G26	2/9/21	1556	SM	22.0
3	5054		103	Ø		G26					G26				
4	34000172		103	Ø		G26					G26				
5	4823		103	Ø		G26					G26				
6	9210		103	Ø		G26					G26				
7	4305		103	Ø		G26					G26				
8	3219		103	Ø		G26					G26				
9	5093		103	Ø		G26					G26				
10	2699		103	Ø		G26					G26				
11	5056		103	Ø		G26					G26				
12	5895		103	Ø		G26					G26				

[1] Batch Certification: The reading is taken on the "batch" canister and this value is used as the initial pressure for all canisters in the batch.

[3] Difference = Final Pressure - Initial Pressure . Acceptance Criteria: (1) The difference must be less than or equal to + 0.25psi. (2) Pressure readings must be at least 24 hours apart.

If time frame was not met, the PM must authorize shipment of canister **PM Authorization** **Date:**

Clean Canister Certification Analysis & Authorization of Release to Inventory

Test Method: ☐ TO15 Routine ☐ TO15 LL

Can ID	Date	Sequence	Analyst	Inventory Level 1	2	3	4	Secondary Review Limited	Review Date	Review
7703	1/26/21	44556	KPI		XXXXXXX				1/26/21	UTV

Inventory Level 1: Individual Canister Certification (TO15LL 0.01).

Inventory Level 2: Individual or Batch Certification (TO15 0.04 ppbv).

Inventory Level 3: Individual or Batch Certification (TO15 0.2 ppbv).

Inventory Level Limited: Canisters may only be used for certain projects.

Dup Tees/Vac gauges (enter IDs if included):

Comments:

Form ID: FAI023:12
Revision Date: 12/18/2018

TestAmerica Burlington

200-56961-A-1
7703
Location: Air-Storage
Bottle: Summa Canister 6L
Sampled: 1/22/2021 12:00 AM 200-1462147

Loc: 200
56961
#1 A
Air-Storag

Pre-Shipment Clean Canister Certification Report

Canister Cleaning & Pre-Shipment Leak Test

System ID	Max DF#	# Cycles	Cleaning Start Date/Time		System Start Temp(s):		Technician	Can Size	Certification Type:
Oven 1/2	1100	100	1/24/2021	1622	21	21	SML	6 liter	batch

Port	Can ID	Initial[1] (psia)	Final (psia)	Diff.[3]	Final ("Hg)	Initial Reading Gauge:	Date:	Time:	Tech:	Temp:	Final Reading Gauge:	Date:	Time:	Tech:	Temp:
1	4476	103	103	Ø	29.9	G26	1/26/21	1204	S—	22.0	G26	2/10/21	1033	S—	22.0
2	2883		103	Ø		G26					G26				
3	6394		103	Ø		G26					G26				
4	4917		103	Ø		G26					G26				
5	4359		116	+13		G26					G26				
6	5696		103	Ø		G26					G26				
7	4555		103	Ø		G26					G26				
8	3482		103	Ø		G26					G26				
9	3243		103	Ø		G26					G26				
10	3334	103	103	Ø	29.9	G26	2/10/21	1129	S—	22.0	G26	2/11/21	1635	S—	22.0
11	5109	103	103	Ø	29.9	G26	1/26/21	1204	S—	22.0	G26	2/10/21	1033	S—	22.0
12	5676		103	Ø		G26					G26				

[1] Batch Certification: The reading is taken on the "batch" canister and this value is used as the initial pressure for all canisters in the batch.

[3] Difference = Final Pressure - Initial Pressure . Acceptance Criteria: (1) The difference must be less than or equal to + 0.25psi. (2) Pressure readings must be at least 24 hours apart.

If time frame was not met, the PM must authorize shipment of canister **PM Authorization** **Date:**

Clean Canister Certification Analysis & Authorization of Release to Inventory

Test Method: ☒ TO15 Routine ☐ TO15 LL

Can ID	Date	Sequence	Analyst	Inventory Level 1	2	3	4	Secondary Review Limited	Review Date	Rev
3334	1/28/21	44603	KPI		XXXXXXX				1/28/21	JPB

Inventory Level 1: Individual Canister Certification (TO15LL 0.01).

Inventory Level 2: Individual or Batch Certification (TO15 0.04 ppbv).

Inventory Level 3: Individual or Batch Certification (TO15 0.2 ppbv).

Inventory Level Limited: Canisters may only be used for certain projects.

Dup Tees/Vac gauges (enter IDs if included):

Comments:

Form ID: FAI023:12
Revision Date: 12/18/2018

TestAmerica Burlington

200-56979-A-10
3334
Location: Air-Storage
Bottle: Summa Canister 6L
Sampled: 1/24/2021 12:00 AM 200-1462332

Loc: 200
56979
#10 A
Air-Storag

FORM I
AIR - GC/MS VOA ORGANICS ANALYSIS DATA SHEET

Lab Name: Eurofins TestAmerica, Burlington Job No.: 200-56961-1

SDG No.:

Client Sample ID: 7703 Lab Sample ID: 200-56961-1

Matrix: Air Lab File ID: 44556-08.D

Analysis Method: TO-15 Date Collected: 01/22/2021 00:00

Sample wt/vol: 1000(mL) Date Analyzed: 01/25/2021 16:16

Soil Aliquot Vol: Dilution Factor: 0.2

Soil Extract Vol.: GC Column: RTX-624 ID: 0.32(mm)

% Moisture: Level: (low/med) Low

Analysis Batch No.: 163239 Units: ppb v/v

CAS NO.	COMPOUND NAME	RESULT	Q	RL	RL
115-07-1	Propylene	1.0	U	1.0	1.0
75-71-8	Dichlorodifluoromethane	0.10	U	0.10	0.10
75-45-6	Freon 22	0.10	U	0.10	0.10
76-14-2	1,2-Dichlorotetrafluoroethane	0.040	U	0.040	0.040
74-87-3	Chloromethane	0.10	U	0.10	0.10
106-97-8	n-Butane	0.10	U	0.10	0.10
75-01-4	Vinyl chloride	0.040	U	0.040	0.040
106-99-0	1,3-Butadiene	0.040	U	0.040	0.040
74-83-9	Bromomethane	0.040	U	0.040	0.040
75-00-3	Chloroethane	0.10	U	0.10	0.10
593-60-2	Bromoethene(Vinyl Bromide)	0.040	U	0.040	0.040
75-69-4	Trichlorofluoromethane	0.040	U	0.040	0.040
64-17-5	Ethanol	1.0	U	1.0	1.0
76-13-1	Freon TF	0.040	U	0.040	0.040
75-35-4	1,1-Dichloroethene	0.040	U	0.040	0.040
67-64-1	Acetone	1.0	U	1.0	1.0
67-63-0	Isopropyl alcohol	1.0	U	1.0	1.0
75-15-0	Carbon disulfide	0.10	U	0.10	0.10
107-05-1	3-Chloropropene	0.10	U	0.10	0.10
75-09-2	Methylene Chloride	0.10	U	0.10	0.10
75-65-0	tert-Butyl alcohol	1.0	U	1.0	1.0
1634-04-4	Methyl tert-butyl ether	0.040	U	0.040	0.040
156-60-5	trans-1,2-Dichloroethene	0.040	U	0.040	0.040
110-54-3	n-Hexane	0.040	U	0.040	0.040
75-34-3	1,1-Dichloroethane	0.040	U	0.040	0.040
108-05-4	Vinyl acetate	1.0	U	1.0	1.0
141-78-6	Ethyl acetate	1.0	U	1.0	1.0
78-93-3	Methyl Ethyl Ketone	0.10	U	0.10	0.10
156-59-2	cis-1,2-Dichloroethene	0.040	U	0.040	0.040
540-59-0	1,2-Dichloroethene, Total	0.080	U	0.080	0.080
67-66-3	Chloroform	0.040	U	0.040	0.040
109-99-9	Tetrahydrofuran	1.0	U	1.0	1.0
71-55-6	1,1,1-Trichloroethane	0.040	U	0.040	0.040
110-82-7	Cyclohexane	0.040	U	0.040	0.040
56-23-5	Carbon tetrachloride	0.040	U	0.040	0.040
540-84-1	2,2,4-Trimethylpentane	0.040	U	0.040	0.040

FORM I
AIR - GC/MS VOA ORGANICS ANALYSIS DATA SHEET

Lab Name: Eurofins TestAmerica, Burlington Job No.: 200-56961-1

SDG No.:

Client Sample ID: 7703 Lab Sample ID: 200-56961-1

Matrix: Air Lab File ID: 44556-08.D

Analysis Method: TO-15 Date Collected: 01/22/2021 00:00

Sample wt/vol: 1000(mL) Date Analyzed: 01/25/2021 16:16

Soil Aliquot Vol: Dilution Factor: 0.2

Soil Extract Vol.: GC Column: RTX-624 ID: 0.32(mm)

% Moisture: Level: (low/med) Low

Analysis Batch No.: 163239 Units: ppb v/v

CAS NO.	COMPOUND NAME	RESULT	Q	RL	RL
71-43-2	Benzene	0.040	U	0.040	0.040
107-06-2	1,2-Dichloroethane	0.040	U	0.040	0.040
142-82-5	n-Heptane	0.040	U	0.040	0.040
79-01-6	Trichloroethene	0.040	U	0.040	0.040
80-62-6	Methyl methacrylate	0.10	U	0.10	0.10
78-87-5	1,2-Dichloropropane	0.040	U	0.040	0.040
123-91-1	1,4-Dioxane	1.0	U	1.0	1.0
75-27-4	Bromodichloromethane	0.040	U	0.040	0.040
10061-01-5	cis-1,3-Dichloropropene	0.040	U	0.040	0.040
108-10-1	methyl isobutyl ketone	0.10	U	0.10	0.10
108-88-3	Toluene	0.040	U	0.040	0.040
10061-02-6	trans-1,3-Dichloropropene	0.040	U	0.040	0.040
79-00-5	1,1,2-Trichloroethane	0.040	U	0.040	0.040
127-18-4	Tetrachloroethene	0.040	U	0.040	0.040
591-78-6	Methyl Butyl Ketone (2-Hexanone)	0.10	U	0.10	0.10
124-48-1	Dibromochloromethane	0.040	U	0.040	0.040
106-93-4	1,2-Dibromoethane	0.040	U	0.040	0.040
108-90-7	Chlorobenzene	0.040	U	0.040	0.040
100-41-4	Ethylbenzene	0.040	U	0.040	0.040
179601-23-1	m,p-Xylene	0.10	U	0.10	0.10
95-47-6	Xylene, o-	0.040	U	0.040	0.040
1330-20-7	Xylene (total)	0.14	U	0.14	0.14
100-42-5	Styrene	0.040	U	0.040	0.040
75-25-2	Bromoform	0.040	U	0.040	0.040
98-82-8	Cumene	0.040	U	0.040	0.040
79-34-5	1,1,2,2-Tetrachloroethane	0.040	U	0.040	0.040
103-65-1	n-Propylbenzene	0.040	U	0.040	0.040
622-96-8	4-Ethyltoluene	0.040	U	0.040	0.040
108-67-8	1,3,5-Trimethylbenzene	0.040	U	0.040	0.040
95-49-8	2-Chlorotoluene	0.040	U	0.040	0.040
98-06-6	tert-Butylbenzene	0.040	U	0.040	0.040
95-63-6	1,2,4-Trimethylbenzene	0.040	U	0.040	0.040
135-98-8	sec-Butylbenzene	0.040	U	0.040	0.040
99-87-6	4-Isopropyltoluene	0.040	U	0.040	0.040
541-73-1	1,3-Dichlorobenzene	0.040	U	0.040	0.040
106-46-7	1,4-Dichlorobenzene	0.040	U	0.040	0.040

FORM I
AIR - GC/MS VOA ORGANICS ANALYSIS DATA SHEET

Lab Name: Eurofins TestAmerica, Burlington Job No.: 200-56961-1

SDG No.:

Client Sample ID: 7703 Lab Sample ID: 200-56961-1

Matrix: Air Lab File ID: 44556-08.D

Analysis Method: TO-15 Date Collected: 01/22/2021 00:00

Sample wt/vol: 1000(mL) Date Analyzed: 01/25/2021 16:16

Soil Aliquot Vol: Dilution Factor: 0.2

Soil Extract Vol.: GC Column: RTX-624 ID: 0.32(mm)

% Moisture: Level: (low/med) Low

Analysis Batch No.: 163239 Units: ppb v/v

CAS NO.	COMPOUND NAME	RESULT	Q	RL	RL
100-44-7	Benzyl chloride	0.040	U	0.040	0.040
104-51-8	n-Butylbenzene	0.040	U	0.040	0.040
95-50-1	1,2-Dichlorobenzene	0.040	U	0.040	0.040
120-82-1	1,2,4-Trichlorobenzene	0.10	U	0.10	0.10
87-68-3	Hexachlorobutadiene	0.040	U	0.040	0.040
91-20-3	Naphthalene	0.10	U	0.10	0.10

Eurofins TestAmerica, Burlington
Target Compound Quantitation Report

Data File: \\chromfs\Burlington\ChromData\CHX.i\20210125-44556.b\44556-08.D
Lims ID: 200-56961-A-1
Client ID: 7703
Sample Type: Client
Inject. Date: 25-Jan-2021 16:16:30 ALS Bottle#: 8 Worklist Smp#: 8
Purge Vol: 200.000 mL Dil. Factor: 0.2000
Sample Info: 200-0044556-008
Operator ID: ggg Instrument ID: CHX.i

Method: \\chromfs\Burlington\ChromData\CHX.i\20210125-44556.b\TO15_MasterMethod_X.m.m
Limit Group: AI_TO15_ICAL
Last Update: 26-Jan-2021 08:10:15 Calib Date: 21-Jan-2021 09:50:30
Integrator: RTE ID Type: Deconvolution ID
Quant Method: Internal Standard Quant By: Initial Calibration
Last ICal File: \\chromfs\Burlington\ChromData\CHX.i\20210120-44516.b\44516-22.D

Column 1 : RTX-624 (0.32 mm) Det: MS SCAN
Process Host: CTX1669

First Level Reviewer: bunmaa Date: 26-Jan-2021 08:12:57

Compound	Sig	RT (min.)	Adj RT (min.)	Dlt RT (min.)	Q	Response	OnCol Amt ppb v/v	Flags
1 Propene	41		4.370				ND	7
2 Dichlorodifluoromethane	85		4.466				ND	
3 Chlorodifluoromethane	51		4.509				ND	
4 1,2-Dichloro-1,1,2,2-tetrafluoro	85		4.825				ND	
5 Chloromethane	50		4.948				ND	
6 Butane	43		5.263				ND	
7 Vinyl chloride	62		5.263				ND	
8 Butadiene	54		5.376				ND	
10 Bromomethane	94		6.093				ND	
11 Chloroethane	64		6.360				ND	
13 Vinyl bromide	106		6.777				ND	
14 Trichlorofluoromethane	101		6.927				ND	
17 Ethanol	45	7.307	7.264	0.043	90	1174	0.1413	
21 1,1-Dichloroethene	96		7.986				ND	
20 112TCTFE	101		8.013				ND	
22 Acetone	43		8.045				ND	
24 Isopropyl alcohol	45		8.318				ND	
23 Carbon disulfide	76		8.404				ND	
25 3-Chloro-1-propene	41		8.682				ND	
27 Methylene Chloride	49		8.917				ND	
28 2-Methyl-2-propanol	59		9.078				ND	
29 Methyl tert-butyl ether	73		9.388				ND	
31 trans-1,2-Dichloroethene	61		9.415				ND	
S 30 1,2-Dichloroethene, Total	61		9.665				ND	7
33 Hexane	57		9.902				ND	
35 Vinyl acetate	43		10.169				ND	
34 1,1-Dichloroethane	63		10.180				ND	
38 2-Butanone (MEK)	72		11.127				ND	
37 cis-1,2-Dichloroethene	96		11.169				ND	
39 Ethyl acetate	88		11.202				ND	
* 40 Chlorobromomethane	128	11.587	11.587	0.000	85	110263	10.0	
41 Tetrahydrofuran	42		11.603				ND	

Compound	Sig	RT (min.)	Adj RT (min.)	Dlt RT (min.)	Q	Response	OnCol Amt ppb v/v	Flags
42 Chloroform	83		11.758				ND	
44 1,1,1-Trichloroethane	97		12.058				ND	
43 Cyclohexane	84		12.197				ND	
45 Carbon tetrachloride	117		12.336				ND	
47 Benzene	78		12.683				ND	
48 1,2-Dichloroethane	62		12.774				ND	
46 Isooctane	57		12.881				ND	
49 n-Heptane	43		13.186				ND	
* 50 1,4-Difluorobenzene	114	13.422	13.422	0.000	93	547447	10.0	
53 Trichloroethene	95		13.850				ND	
54 1,2-Dichloropropane	63		14.315				ND	
55 Methyl methacrylate	69		14.374				ND	
56 1,4-Dioxane	88		14.427				ND	
57 Dibromomethane	174		14.476				ND	
58 Dichlorobromomethane	83		14.781				ND	
60 cis-1,3-Dichloropropene	75		15.578				ND	
61 4-Methyl-2-pentanone (MIBK)	43		15.818				ND	
65 Toluene	92		16.209				ND	
66 trans-1,3-Dichloropropene	75		16.637				ND	
67 1,1,2-Trichloroethane	83		17.017				ND	
68 Tetrachloroethene	166		17.199				ND	
69 2-Hexanone	43		17.391				ND	
71 Chlorodibromomethane	129		17.755				ND	
72 Ethylene Dibromide	107		18.001				ND	
* 74 Chlorobenzene-d5	117	18.894	18.894	0.000	84	407593	10.0	
75 Chlorobenzene	112		18.953				ND	
76 Ethylbenzene	91		19.135				ND	7
78 m-Xylene & p-Xylene	106		19.397				ND	
S 73 Xylenes, Total	106		19.600				ND	7
79 o-Xylene	106		20.173				ND	
80 Styrene	104		20.210				ND	
81 Bromoform	173		20.569				ND	
82 Isopropylbenzene	105		20.852				ND	
84 1,1,2,2-Tetrachloroethane	83		21.377				ND	
85 N-Propylbenzene	91		21.559				ND	
89 2-Chlorotoluene	91		21.714				ND	
88 4-Ethyltoluene	105		21.757				ND	
90 1,3,5-Trimethylbenzene	105		21.847				ND	
92 tert-Butylbenzene	119		22.324				ND	
93 1,2,4-Trimethylbenzene	105		22.415				ND	
94 sec-Butylbenzene	105		22.650				ND	
96 1,3-Dichlorobenzene	146		22.826				ND	
95 4-Isopropyltoluene	119		22.859				ND	
97 1,4-Dichlorobenzene	146		22.971				ND	
98 Benzyl chloride	91		23.115				ND	
100 n-Butylbenzene	91		23.415				ND	
101 1,2-Dichlorobenzene	146		23.458				ND	
103 1,2,4-Trichlorobenzene	180		25.913				ND	
104 Hexachlorobutadiene	225		26.149				ND	
105 Naphthalene	128		26.400				ND	

QC Flag Legend

Processing Flags

7 - Failed Limit of Detection

Reagents:

ATTO15XISs_00002	Amount Added: 20.00	Units: mL	Run Reagent

Report Date: 26-Jan-2021 08:12:57 Chrom Revision: 2.3 09-Dec-2020 16:22:14

Eurofins TestAmerica, Burlington

Data File:	\\chromfs\Burlington\ChromData\CHX.i\20210125-44556.b\44556-08.D				
Injection Date:	25-Jan-2021 16:16:30	Instrument ID:	CHX.i	Operator ID:	ggg
Lims ID:	200-56961-A-1	Lab Sample ID:	200-56961-1	Worklist Smp#:	8
Client ID:	7703				
Purge Vol:	200.000 mL	Dil. Factor:	0.2000	ALS Bottle#:	8
Method:	TO15_MasterMethod_X.m	Limit Group:	AI_TO15_ICAL		

Column: RTX-624 (0.32 mm) Y Scaling: Method Defined: Scale to the Nth Largest Target: 1

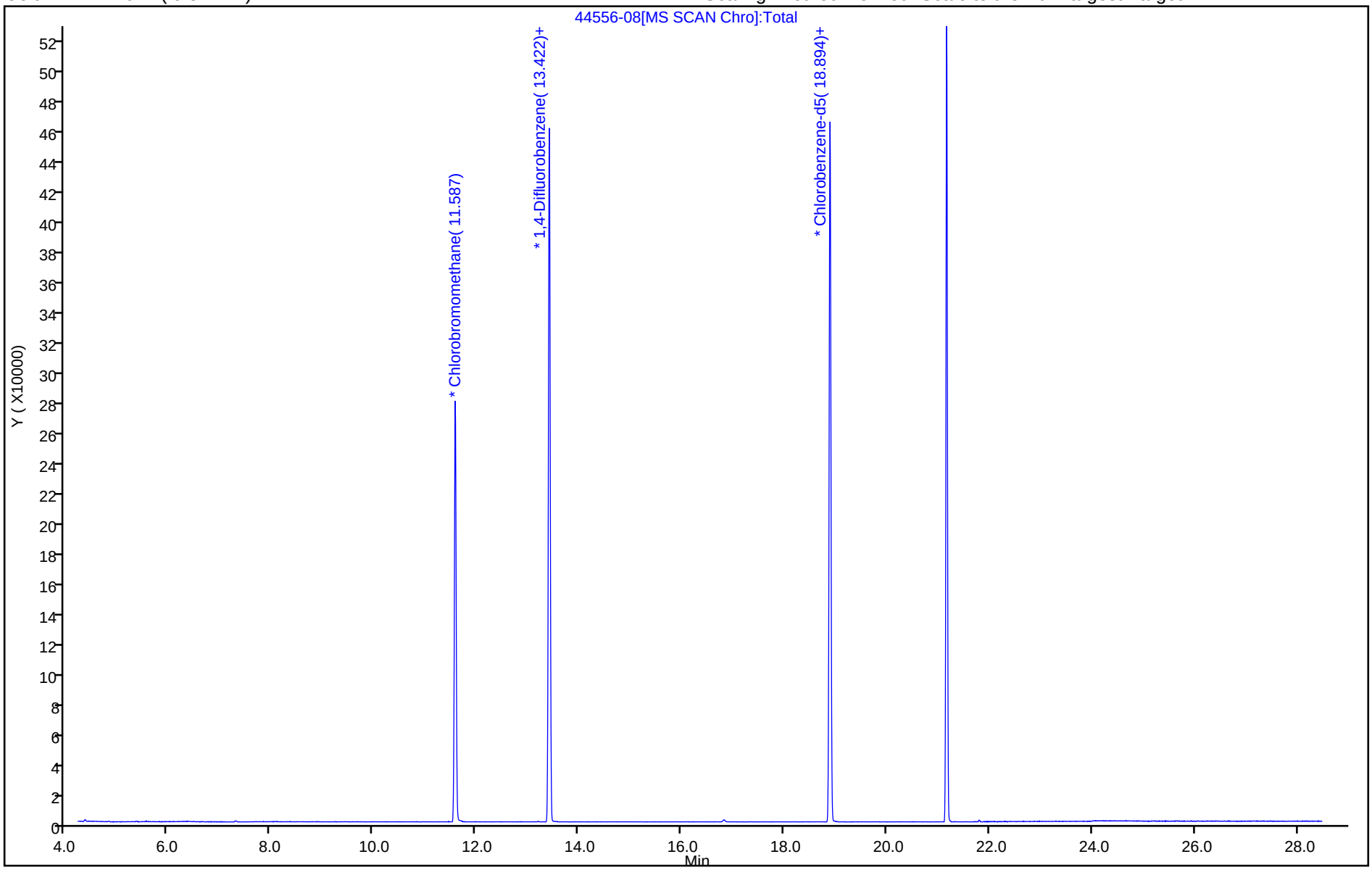

FORM I
AIR - GC/MS VOA ORGANICS ANALYSIS DATA SHEET

Lab Name: Eurofins TestAmerica, Burlington Job No.: 200-56979-1

SDG No.:

Client Sample ID: 3334 Lab Sample ID: 200-56979-10

Matrix: Air Lab File ID: 44603-09.D

Analysis Method: TO-15 Date Collected: 01/24/2021 00:00

Sample wt/vol: 1000(mL) Date Analyzed: 01/27/2021 18:13

Soil Aliquot Vol: Dilution Factor: 0.2

Soil Extract Vol.: GC Column: RTX-624 ID: 0.32(mm)

% Moisture: Level: (low/med) Low

Analysis Batch No.: 163357 Units: ppb v/v

CAS NO.	COMPOUND NAME	RESULT	Q	RL	RL
115-07-1	Propylene	1.0	U	1.0	1.0
75-71-8	Dichlorodifluoromethane	0.10	U	0.10	0.10
75-45-6	Freon 22	0.10	U	0.10	0.10
76-14-2	1,2-Dichlorotetrafluoroethane	0.040	U	0.040	0.040
74-87-3	Chloromethane	0.10	U	0.10	0.10
106-97-8	n-Butane	0.10	U	0.10	0.10
75-01-4	Vinyl chloride	0.040	U	0.040	0.040
106-99-0	1,3-Butadiene	0.040	U	0.040	0.040
74-83-9	Bromomethane	0.040	U	0.040	0.040
75-00-3	Chloroethane	0.10	U	0.10	0.10
593-60-2	Bromoethene(Vinyl Bromide)	0.040	U *+	0.040	0.040
75-69-4	Trichlorofluoromethane	0.040	U	0.040	0.040
64-17-5	Ethanol	1.0	U	1.0	1.0
76-13-1	Freon TF	0.040	U	0.040	0.040
75-35-4	1,1-Dichloroethene	0.040	U	0.040	0.040
67-64-1	Acetone	1.0	U	1.0	1.0
67-63-0	Isopropyl alcohol	1.0	U	1.0	1.0
75-15-0	Carbon disulfide	0.10	U	0.10	0.10
107-05-1	3-Chloropropene	0.10	U	0.10	0.10
75-09-2	Methylene Chloride	0.10	U	0.10	0.10
75-65-0	tert-Butyl alcohol	1.0	U	1.0	1.0
1634-04-4	Methyl tert-butyl ether	0.040	U	0.040	0.040
156-60-5	trans-1,2-Dichloroethene	0.040	U	0.040	0.040
110-54-3	n-Hexane	0.040	U	0.040	0.040
75-34-3	1,1-Dichloroethane	0.040	U	0.040	0.040
108-05-4	Vinyl acetate	1.0	U	1.0	1.0
141-78-6	Ethyl acetate	1.0	U	1.0	1.0
78-93-3	Methyl Ethyl Ketone	0.10	U	0.10	0.10
156-59-2	cis-1,2-Dichloroethene	0.040	U	0.040	0.040
540-59-0	1,2-Dichloroethene, Total	0.080	U	0.080	0.080
67-66-3	Chloroform	0.040	U	0.040	0.040
109-99-9	Tetrahydrofuran	1.0	U	1.0	1.0
71-55-6	1,1,1-Trichloroethane	0.040	U	0.040	0.040
110-82-7	Cyclohexane	0.040	U	0.040	0.040
56-23-5	Carbon tetrachloride	0.040	U	0.040	0.040
540-84-1	2,2,4-Trimethylpentane	0.040	U	0.040	0.040

FORM I
AIR - GC/MS VOA ORGANICS ANALYSIS DATA SHEET

Lab Name: Eurofins TestAmerica, Burlington Job No.: 200-56979-1

SDG No.:

Client Sample ID: 3334 Lab Sample ID: 200-56979-10

Matrix: Air Lab File ID: 44603-09.D

Analysis Method: TO-15 Date Collected: 01/24/2021 00:00

Sample wt/vol: 1000(mL) Date Analyzed: 01/27/2021 18:13

Soil Aliquot Vol: Dilution Factor: 0.2

Soil Extract Vol.: GC Column: RTX-624 ID: 0.32(mm)

% Moisture: Level: (low/med) Low

Analysis Batch No.: 163357 Units: ppb v/v

CAS NO.	COMPOUND NAME	RESULT	Q	RL	RL
71-43-2	Benzene	0.040	U	0.040	0.040
107-06-2	1,2-Dichloroethane	0.040	U	0.040	0.040
142-82-5	n-Heptane	0.040	U	0.040	0.040
79-01-6	Trichloroethene	0.040	U	0.040	0.040
80-62-6	Methyl methacrylate	0.10	U	0.10	0.10
78-87-5	1,2-Dichloropropane	0.040	U	0.040	0.040
123-91-1	1,4-Dioxane	1.0	U	1.0	1.0
75-27-4	Bromodichloromethane	0.040	U	0.040	0.040
10061-01-5	cis-1,3-Dichloropropene	0.040	U	0.040	0.040
108-10-1	methyl isobutyl ketone	0.10	U	0.10	0.10
108-88-3	Toluene	0.040	U	0.040	0.040
10061-02-6	trans-1,3-Dichloropropene	0.040	U	0.040	0.040
79-00-5	1,1,2-Trichloroethane	0.040	U	0.040	0.040
127-18-4	Tetrachloroethene	0.040	U	0.040	0.040
591-78-6	Methyl Butyl Ketone (2-Hexanone)	0.10	U	0.10	0.10
124-48-1	Dibromochloromethane	0.040	U	0.040	0.040
106-93-4	1,2-Dibromoethane	0.040	U	0.040	0.040
108-90-7	Chlorobenzene	0.040	U	0.040	0.040
100-41-4	Ethylbenzene	0.040	U	0.040	0.040
179601-23-1	m,p-Xylene	0.10	U	0.10	0.10
95-47-6	Xylene, o-	0.040	U	0.040	0.040
1330-20-7	Xylene (total)	0.14	U	0.14	0.14
100-42-5	Styrene	0.040	U	0.040	0.040
75-25-2	Bromoform	0.040	U	0.040	0.040
98-82-8	Cumene	0.040	U	0.040	0.040
79-34-5	1,1,2,2-Tetrachloroethane	0.040	U	0.040	0.040
103-65-1	n-Propylbenzene	0.040	U	0.040	0.040
622-96-8	4-Ethyltoluene	0.040	U	0.040	0.040
108-67-8	1,3,5-Trimethylbenzene	0.040	U	0.040	0.040
95-49-8	2-Chlorotoluene	0.040	U	0.040	0.040
98-06-6	tert-Butylbenzene	0.040	U	0.040	0.040
95-63-6	1,2,4-Trimethylbenzene	0.040	U	0.040	0.040
135-98-8	sec-Butylbenzene	0.040	U	0.040	0.040
99-87-6	4-Isopropyltoluene	0.040	U	0.040	0.040
541-73-1	1,3-Dichlorobenzene	0.040	U	0.040	0.040
106-46-7	1,4-Dichlorobenzene	0.040	U	0.040	0.040

FORM I
AIR - GC/MS VOA ORGANICS ANALYSIS DATA SHEET

Lab Name: Eurofins TestAmerica, Burlington Job No.: 200-56979-1

SDG No.:

Client Sample ID: 3334 Lab Sample ID: 200-56979-10

Matrix: Air Lab File ID: 44603-09.D

Analysis Method: TO-15 Date Collected: 01/24/2021 00:00

Sample wt/vol: 1000(mL) Date Analyzed: 01/27/2021 18:13

Soil Aliquot Vol: Dilution Factor: 0.2

Soil Extract Vol.: GC Column: RTX-624 ID: 0.32(mm)

% Moisture: Level: (low/med) Low

Analysis Batch No.: 163357 Units: ppb v/v

CAS NO.	COMPOUND NAME	RESULT	Q	RL	RL
100-44-7	Benzyl chloride	0.040	U	0.040	0.040
104-51-8	n-Butylbenzene	0.040	U	0.040	0.040
95-50-1	1,2-Dichlorobenzene	0.040	U	0.040	0.040
120-82-1	1,2,4-Trichlorobenzene	0.10	U	0.10	0.10
87-68-3	Hexachlorobutadiene	0.040	U	0.040	0.040
91-20-3	Naphthalene	0.10	U	0.10	0.10

Eurofins TestAmerica, Burlington
Target Compound Quantitation Report

Data File: \\chromfs\Burlington\ChromData\CHC.i\20210127-44603.b\44603-09.D
Lims ID: 200-56979-A-10
Client ID: 3334
Sample Type: Client
Inject. Date: 27-Jan-2021 18:13:30 ALS Bottle#: 8 Worklist Smp#: 9
Purge Vol: 200.000 mL Dil. Factor: 0.2000
Sample Info: 200-0044603-009
Misc. Info.: 56979-10
Operator ID: vtp Instrument ID: CHC.i

Method: \\chromfs\Burlington\ChromData\CHC.i\20210127-44603.b\TO15_MasterMethod_(v1)_CHC.i.m
Limit Group: AI_TO15_ICAL
Last Update: 28-Jan-2021 08:37:57 Calib Date: 18-Dec-2020 04:03:30
Integrator: RTE ID Type: Deconvolution ID
Quant Method: Internal Standard Quant By: Initial Calibration
Last ICal File: \\chromfs\Burlington\ChromData\CHC.i\20201217-44129.b\44129-14.D

Column 1 : RTX-624 (0.32 mm) Det: MS SCAN
Process Host: CTX1663

First Level Reviewer: puangmaleek Date: 28-Jan-2021 08:37:57

Compound	Sig	RT (min.)	Adj RT (min.)	Dlt RT (min.)	Q	Response	OnCol Amt ppb v/v	Flags
1 Propene	41		2.833				ND	
2 Dichlorodifluoromethane	85		2.897				ND	7
3 Chlorodifluoromethane	51		2.934				ND	7
4 1,2-Dichloro-1,1,2,2-tetrafluoro	85		3.132				ND	7
5 Chloromethane	50		3.244				ND	U
6 Butane	43		3.436				ND	7
7 Vinyl chloride	62		3.462				ND	7
8 Butadiene	54		3.532				ND	7
10 Bromomethane	94		4.135				ND	7
11 Chloroethane	64		4.364				ND	U
13 Vinyl bromide	106		4.727				ND	
14 Trichlorofluoromethane	101		4.839				ND	7
17 Ethanol	45		5.442				ND	7
20 1,1,2-Trichloro-1,2,2-trifluoroe	101		5.901				ND	7
21 1,1-Dichloroethene	96		5.907				ND	U
22 Acetone	43		6.142				ND	
23 Carbon disulfide	76		6.275				ND	7
24 Isopropyl alcohol	45		6.520				ND	7
25 3-Chloro-1-propene	41		6.665				ND	7
27 Methylene Chloride	49		6.947				ND	7
28 2-Methyl-2-propanol	59		7.305				ND	
31 trans-1,2-Dichloroethene	61		7.406				ND	7
29 Methyl tert-butyl ether	73		7.433				ND	7
33 Hexane	57		7.833				ND	7
34 1,1-Dichloroethane	63		8.244				ND	U
35 Vinyl acetate	43		8.356				ND	7
37 cis-1,2-Dichloroethene	96		9.338				ND	7
38 2-Butanone (MEK)	72		9.402				ND	U
39 Ethyl acetate	88		9.477				ND	U
* 40 Chlorobromomethane	128	9.771	9.781	-0.010	87	144081	20.0	
41 Tetrahydrofuran	42		9.845				ND	7

Compound	Sig	RT (min.)	Adj RT (min.)	Dlt RT (min.)	Q	Response	OnCol Amt ppb v/v	Flags
42 Chloroform	83		9.931				ND	
S 30 1,2-Dichloroethene, Total	61		10.200				ND	7
44 1,1,1-Trichloroethane	97		10.203				ND	7
43 Cyclohexane	84		10.214				ND	U
45 Carbon tetrachloride	117		10.470				ND	
47 Benzene	78		10.902				ND	7
46 Isooctane	57		10.950				ND	
48 1,2-Dichloroethane	62		11.051				ND	
49 n-Heptane	43		11.356				ND	7
* 50 1,4-Difluorobenzene	114	11.745	11.751	-0.006	97	754908	20.0	
53 Trichloroethene	95		12.220				ND	7
54 1,2-Dichloropropane	63		12.727				ND	
55 Methyl methacrylate	69		12.967				ND	
57 Dibromomethane	174		12.978				ND	7
56 1,4-Dioxane	88		13.026				ND	7
58 Dichlorobromomethane	83		13.304				ND	
60 cis-1,3-Dichloropropene	75		14.264				ND	7
61 4-Methyl-2-pentanone (MIBK)	43		14.595				ND	
65 Toluene	92		14.873				ND	7
66 trans-1,3-Dichloropropene	75		15.470				ND	7
67 1,1,2-Trichloroethane	83		15.833				ND	
68 Tetrachloroethene	166		16.004				ND	7
69 2-Hexanone	43		16.346				ND	
71 Chlorodibromomethane	129		16.607				ND	
72 Ethylene Dibromide	107		16.853				ND	
* 74 Chlorobenzene-d5	117	17.787	17.787	0.000	94	762120	20.0	
75 Chlorobenzene	112		17.851				ND	U
76 Ethylbenzene	91		18.021				ND	7
78 m-Xylene & p-Xylene	106		18.278				ND	
79 o-Xylene	106		19.110				ND	
80 Styrene	104		19.158				ND	
81 Bromoform	173		19.569				ND	7
82 Isopropylbenzene	105		19.857				ND	
S 73 Xylenes, Total	106		20.100				ND	7
84 1,1,2,2-Tetrachloroethane	83		20.541				ND	7
85 N-Propylbenzene	91		20.647				ND	7
89 2-Chlorotoluene	91		20.845				ND	7
88 4-Ethyltoluene	105		20.855				ND	7
90 1,3,5-Trimethylbenzene	105		20.973				ND	7
92 tert-Butylbenzene	119		21.490				ND	
93 1,2,4-Trimethylbenzene	105		21.592				ND	7
94 sec-Butylbenzene	105		21.837				ND	7
95 4-Isopropyltoluene	119		22.056				ND	7
96 1,3-Dichlorobenzene	146		22.062				ND	7
97 1,4-Dichlorobenzene	146		22.200				ND	7
98 Benzyl chloride	91		22.392				ND	U
100 n-Butylbenzene	91		22.638				ND	7
101 1,2-Dichlorobenzene	146		22.723				ND	7
103 1,2,4-Trichlorobenzene	180		25.061				ND	7
104 Hexachlorobutadiene	225		25.264				ND	
105 Naphthalene	128		25.472				ND	7

QC Flag Legend

Processing Flags

7 - Failed Limit of Detection

Review Flags

U - Marked Undetected

Reagents:

ATTO15CISs_00010	Amount Added: 40.00	Units: mL	Run Reagent

Report Date: 28-Jan-2021 08:37:58 Chrom Revision: 2.3 09-Dec-2020 16:22:14

Eurofins TestAmerica, Burlington

Data File:	\\chromfs\Burlington\ChromData\CHC.i\20210127-44603.b\44603-09.D				
Injection Date:	27-Jan-2021 18:13:30	Instrument ID:	CHC.i	Operator ID:	vtp
Lims ID:	200-56979-A-10	Lab Sample ID:	200-56979-10	Worklist Smp#:	9
Client ID:	3334				
Purge Vol:	200.000 mL	Dil. Factor:	0.2000	ALS Bottle#:	8
Method:	TO15_MasterMethod_(v1)_CHC.i	Limit Group:	AI_TO15_ICAL		

Column: RTX-624 (0.32 mm) Y Scaling: Method Defined: Scale to the Nth Largest Target: 1

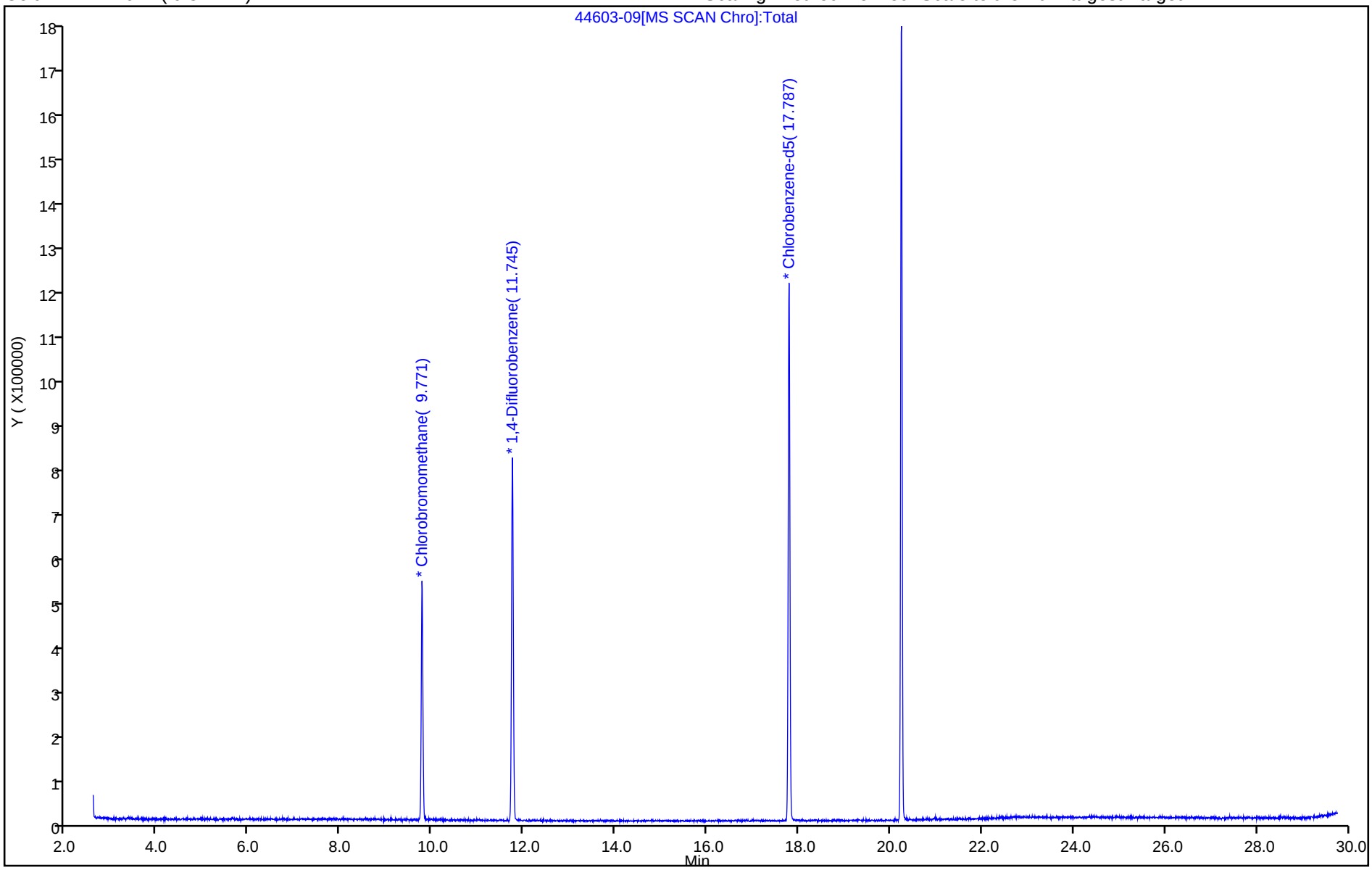

User Disabled Compound Report

Eurofins TestAmerica, Burlington

Data File:	\\chromfs\Burlington\ChromData\CHC.i\20210127-44603.b\44603-09.D				
Injection Date:	27-Jan-2021 18:13:30	Instrument ID:	CHC.i		
Lims ID:	200-56979-A-10	Lab Sample ID:	200-56979-10		
Client ID:	3334				
Operator ID:	vtp	ALS Bottle#:	8	Worklist Smp#:	9
Purge Vol:	200.000 mL	Dil. Factor:	0.2000		
Method:	TO15_MasterMethod_(v1)_CHC.i	Limit Group:	AI_TO15_ICAL		
Column:	RTX-624 (0.32 mm)	Detector	MS SCAN		

5 Chloromethane, CAS: 74-87-3

Processing Results

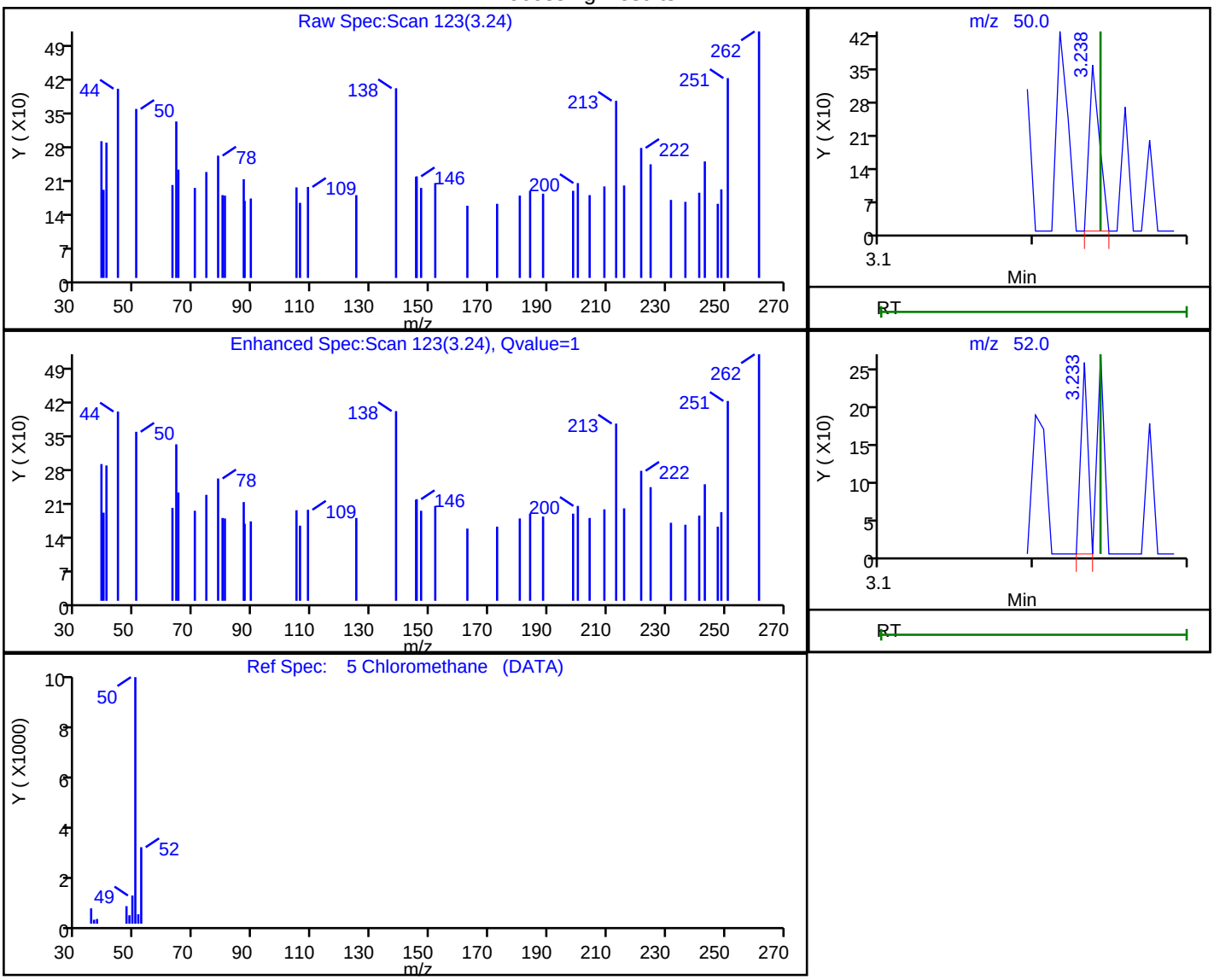

RT	Mass	Response	Amount
3.24	50.00	166	0.035581
3.23	52.00	82	

Reviewer: puangmaleek, 28-Jan-2021 08:36:41

Audit Action: Marked Compound Undetected Audit Reason: Invalid Compound ID

User Disabled Compound Report

Eurofins TestAmerica, Burlington

Data File:	\\chromfs\Burlington\ChromData\CHC.i\20210127-44603.b\44603-09.D				
Injection Date:	27-Jan-2021 18:13:30	Instrument ID:	CHC.i		
Lims ID:	200-56979-A-10	Lab Sample ID:	200-56979-10		
Client ID:	3334				
Operator ID:	vtp	ALS Bottle#:	8	Worklist Smp#:	9
Purge Vol:	200.000 mL	Dil. Factor:	0.2000		
Method:	TO15_MasterMethod_(v1)_CHC.i	Limit Group:	AI_TO15_ICAL		
Column:	RTX-624 (0.32 mm)	Detector	MS SCAN		

11 Chloroethane, CAS: 75-00-3

Processing Results

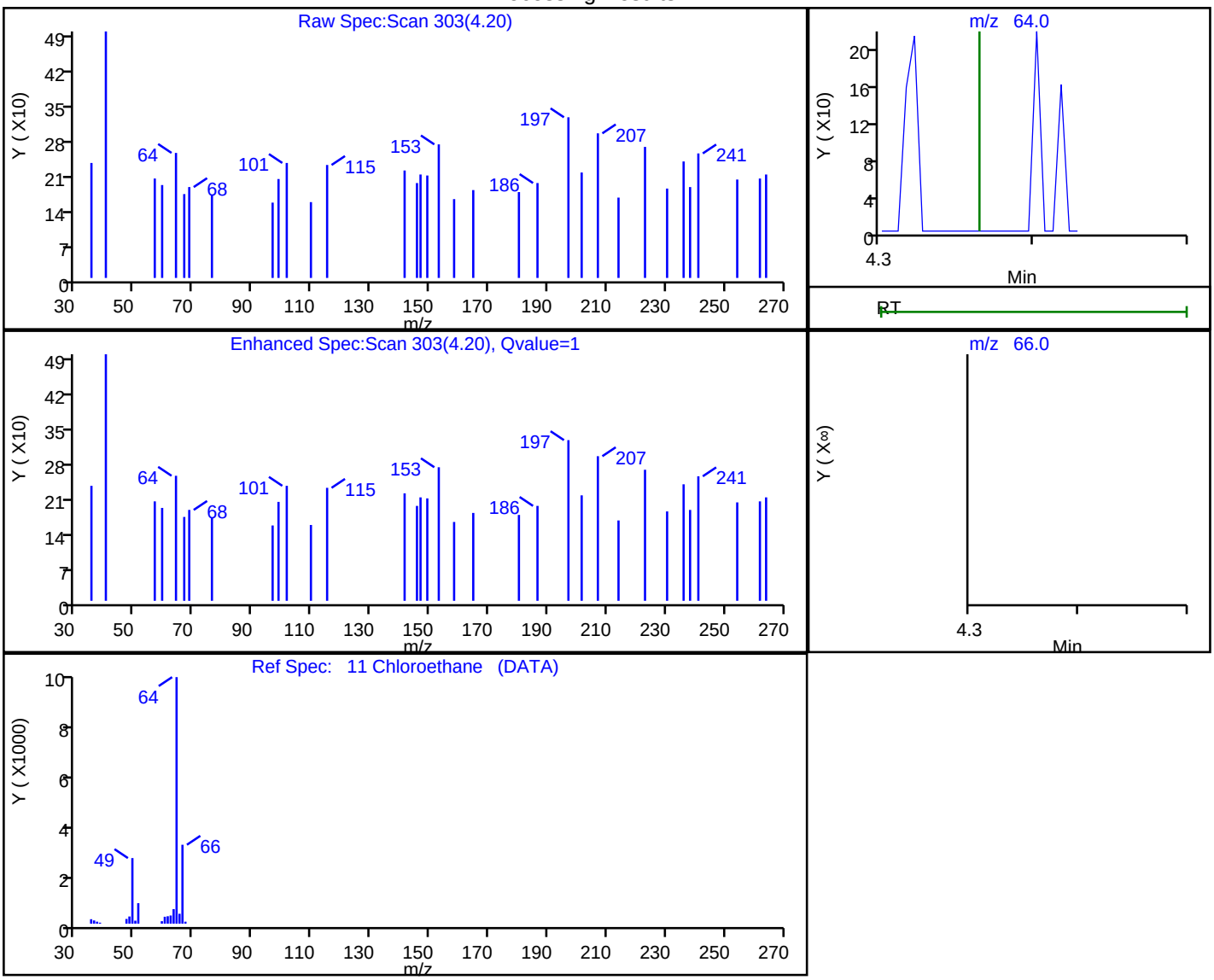

RT	Mass	Response	Amount
4.20	64.00	80	0.031881
4.20	66.00	53	

Reviewer: puangmaleek, 28-Jan-2021 08:36:45

Audit Action: Marked Compound Undetected Audit Reason: Invalid Compound ID

User Disabled Compound Report

Eurofins TestAmerica, Burlington

Data File:	\\chromfs\Burlington\ChromData\CHC.i\20210127-44603.b\44603-09.D				
Injection Date:	27-Jan-2021 18:13:30	Instrument ID:	CHC.i		
Lims ID:	200-56979-A-10	Lab Sample ID:	200-56979-10		
Client ID:	3334				
Operator ID:	vtp	ALS Bottle#:	8	Worklist Smp#:	9
Purge Vol:	200.000 mL	Dil. Factor:	0.2000		
Method:	TO15_MasterMethod_(v1)_CHC.i	Limit Group:	AI_TO15_ICAL		
Column:	RTX-624 (0.32 mm)	Detector	MS SCAN		

21 1,1-Dichloroethene, CAS: 75-35-4

Processing Results

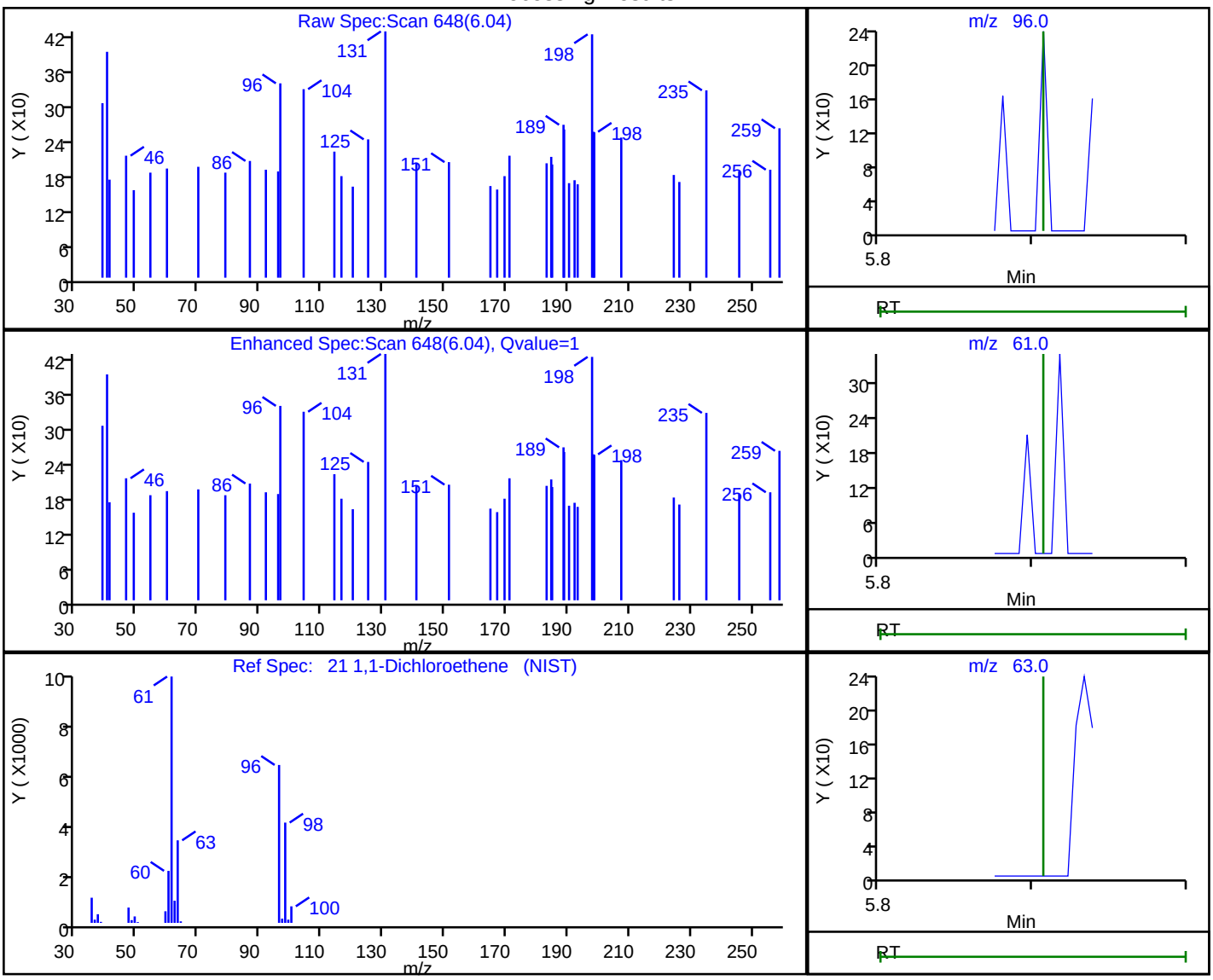

RT	Mass	Response	Amount
6.04	96.00	165	0.024252
5.91	61.00	0	
5.91	63.00	0	

Reviewer: puangmaleek, 28-Jan-2021 08:36:48

Audit Action: Marked Compound Undetected Audit Reason: Invalid Compound ID

User Disabled Compound Report

Eurofins TestAmerica, Burlington

Data File:	\\chromfs\Burlington\ChromData\CHC.i\20210127-44603.b\44603-09.D				
Injection Date:	27-Jan-2021 18:13:30	Instrument ID:	CHC.i		
Lims ID:	200-56979-A-10	Lab Sample ID:	200-56979-10		
Client ID:	3334				
Operator ID:	vtp	ALS Bottle#:	8	Worklist Smp#:	9
Purge Vol:	200.000 mL	Dil. Factor:	0.2000		
Method:	TO15_MasterMethod_(v1)_CHC.i	Limit Group:	AI_TO15_ICAL		
Column:	RTX-624 (0.32 mm)	Detector	MS SCAN		

34 1,1-Dichloroethane, CAS: 75-34-3

Processing Results

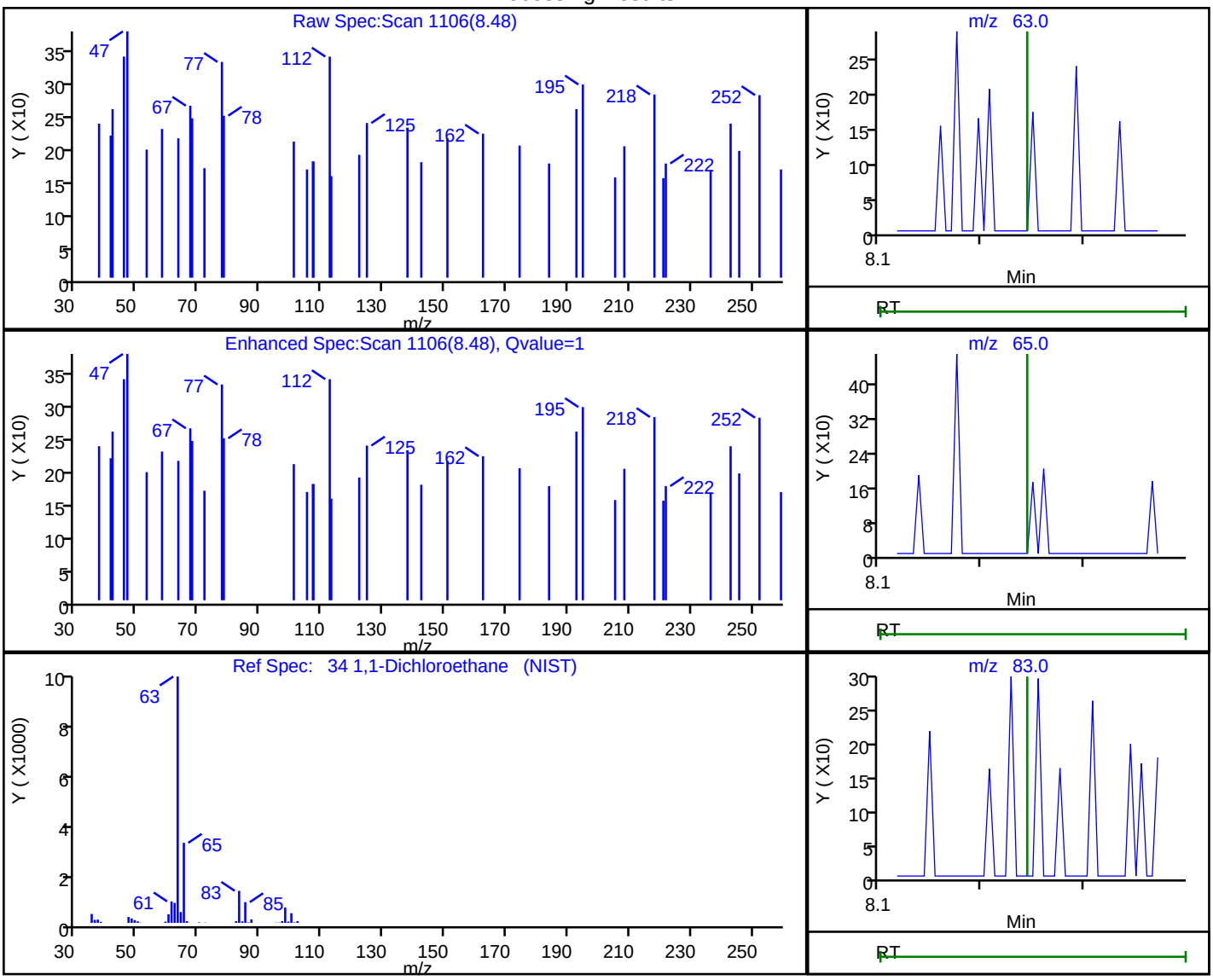

RT	Mass	Response	Amount
8.48	63.00	260	0.019009
8.24	65.00	0	
8.24	83.00	0	

Reviewer: puangmaleek, 28-Jan-2021 08:36:53

Audit Action: Marked Compound Undetected Audit Reason: Invalid Compound ID

User Disabled Compound Report

Eurofins TestAmerica, Burlington

Data File:	\\chromfs\Burlington\ChromData\CHC.i\20210127-44603.b\44603-09.D				
Injection Date:	27-Jan-2021 18:13:30	Instrument ID:	CHC.i		
Lims ID:	200-56979-A-10	Lab Sample ID:	200-56979-10		
Client ID:	3334				
Operator ID:	vtp	ALS Bottle#:	8	Worklist Smp#:	9
Purge Vol:	200.000 mL	Dil. Factor:	0.2000		
Method:	TO15_MasterMethod_(v1)_CHC.i	Limit Group:	AI_TO15_ICAL		
Column:	RTX-624 (0.32 mm)	Detector	MS SCAN		

39 Ethyl acetate, CAS: 141-78-6

Processing Results

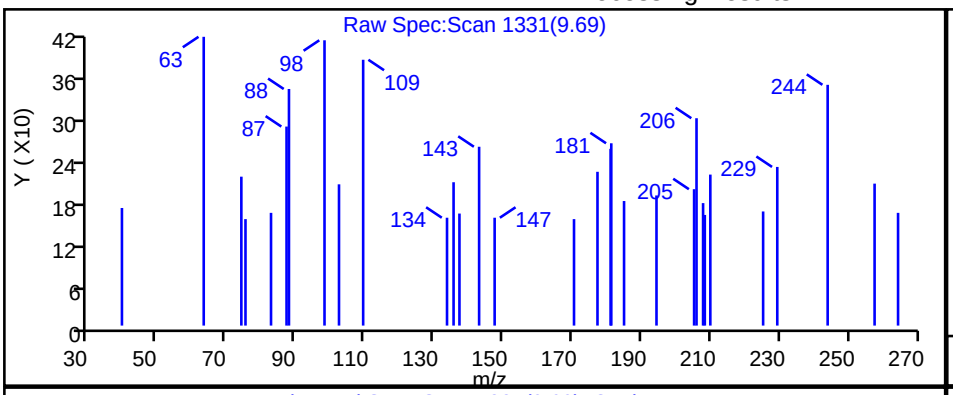

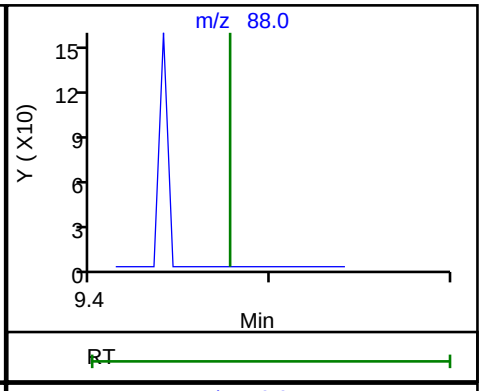

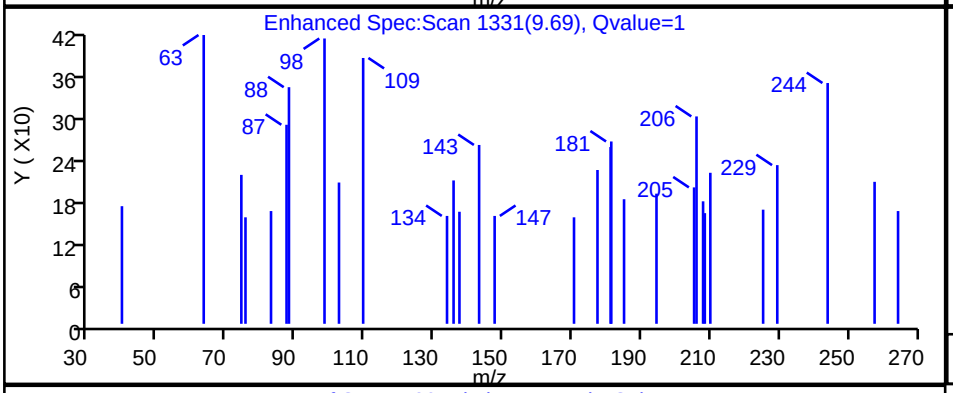

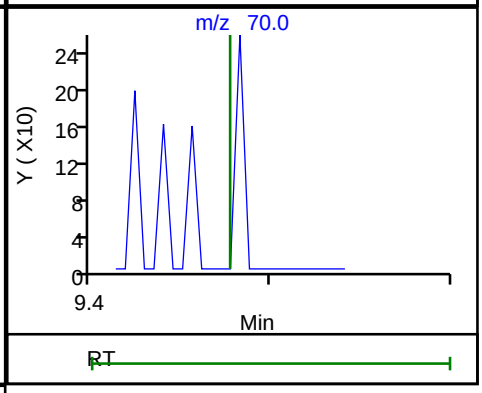

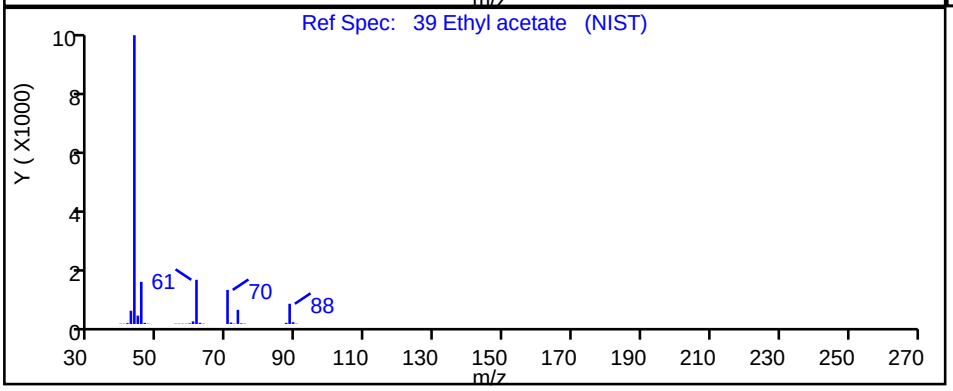

RT	Mass	Response	Amount
9.69	88.00	174	0.262817
9.48	70.00	0	

Reviewer: puangmaleek, 28-Jan-2021 08:36:59

Audit Action: Marked Compound Undetected Audit Reason: Invalid Compound ID

User Disabled Compound Report

Eurofins TestAmerica, Burlington

Data File:	\\chromfs\Burlington\ChromData\CHC.i\20210127-44603.b\44603-09.D				
Injection Date:	27-Jan-2021 18:13:30	Instrument ID:	CHC.i		
Lims ID:	200-56979-A-10	Lab Sample ID:	200-56979-10		
Client ID:	3334				
Operator ID:	vtp	ALS Bottle#:	8	Worklist Smp#:	9
Purge Vol:	200.000 mL	Dil. Factor:	0.2000		
Method:	TO15_MasterMethod_(v1)_CHC.i	Limit Group:	AI_TO15_ICAL		
Column:	RTX-624 (0.32 mm)	Detector	MS SCAN		

38 2-Butanone (MEK), CAS: 78-93-3

Processing Results

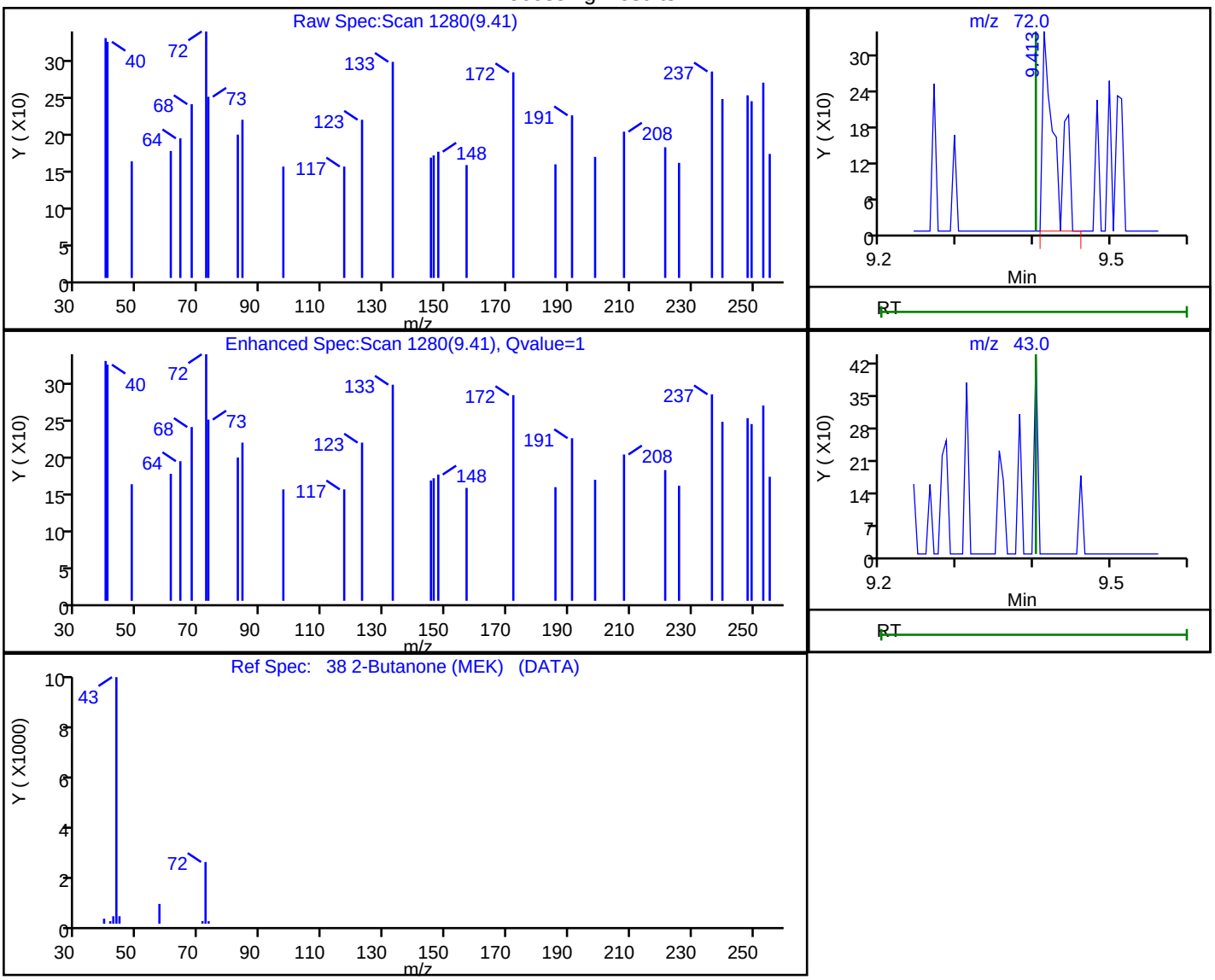

RT	Mass	Response	Amount
9.41	72.00	402	0.114648
9.40	43.00	0	

Reviewer: puangmaleek, 28-Jan-2021 08:36:58

Audit Action: Marked Compound Undetected Audit Reason: Invalid Compound ID

User Disabled Compound Report

Eurofins TestAmerica, Burlington

Data File:	\\chromfs\Burlington\ChromData\CHC.i\20210127-44603.b\44603-09.D				
Injection Date:	27-Jan-2021 18:13:30	Instrument ID:	CHC.i		
Lims ID:	200-56979-A-10	Lab Sample ID:	200-56979-10		
Client ID:	3334				
Operator ID:	vtp	ALS Bottle#:	8	Worklist Smp#:	9
Purge Vol:	200.000 mL	Dil. Factor:	0.2000		
Method:	TO15_MasterMethod_(v1)_CHC.i	Limit Group:	AI_TO15_ICAL		
Column:	RTX-624 (0.32 mm)	Detector	MS SCAN		

43 Cyclohexane, CAS: 110-82-7

Processing Results

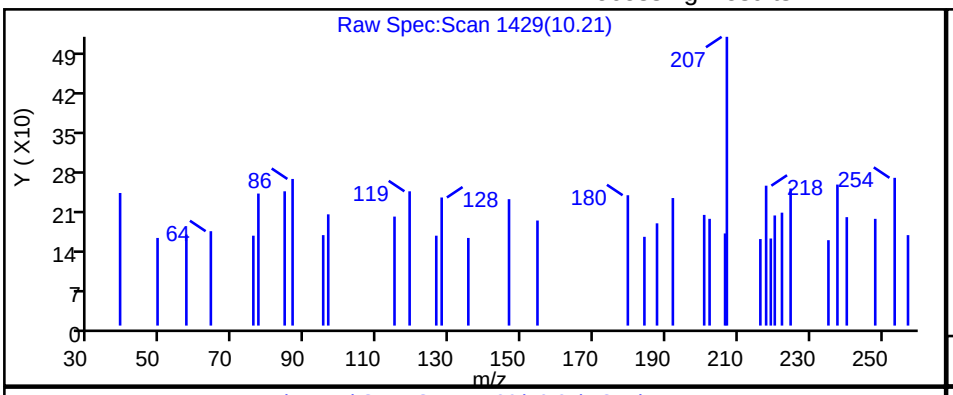

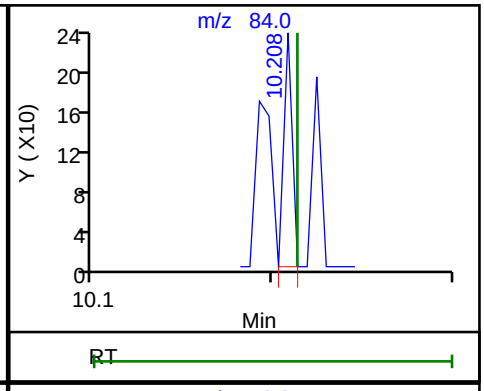

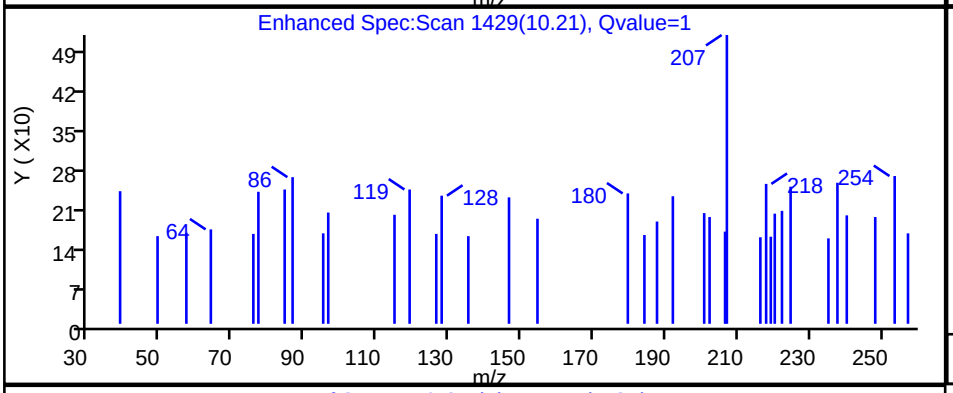

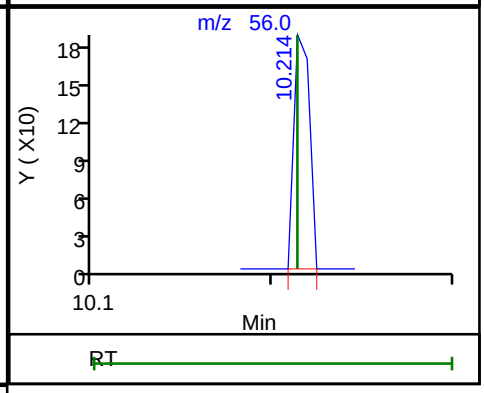

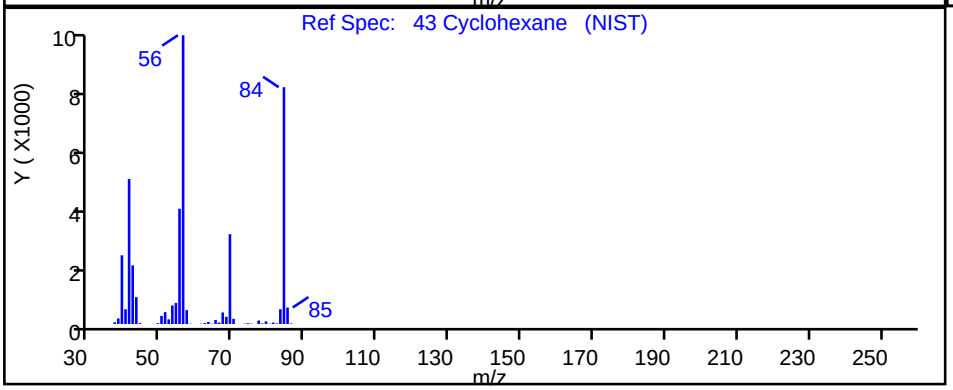

RT	Mass	Response	Amount
10.21	84.00	76	0.007088
10.21	56.00	114	

Reviewer: puangmaleek, 28-Jan-2021 08:37:02

Audit Action: Marked Compound Undetected Audit Reason: Invalid Compound ID

User Disabled Compound Report

Eurofins TestAmerica, Burlington

Data File:	\\chromfs\Burlington\ChromData\CHC.i\20210127-44603.b\44603-09.D				
Injection Date:	27-Jan-2021 18:13:30	Instrument ID:	CHC.i		
Lims ID:	200-56979-A-10	Lab Sample ID:	200-56979-10		
Client ID:	3334				
Operator ID:	vtp	ALS Bottle#:	8	Worklist Smp#:	9
Purge Vol:	200.000 mL	Dil. Factor:	0.2000		
Method:	TO15_MasterMethod_(v1)_CHC.i	Limit Group:	AI_TO15_ICAL		
Column:	RTX-624 (0.32 mm)	Detector	MS SCAN		

75 Chlorobenzene, CAS: 108-90-7

Processing Results

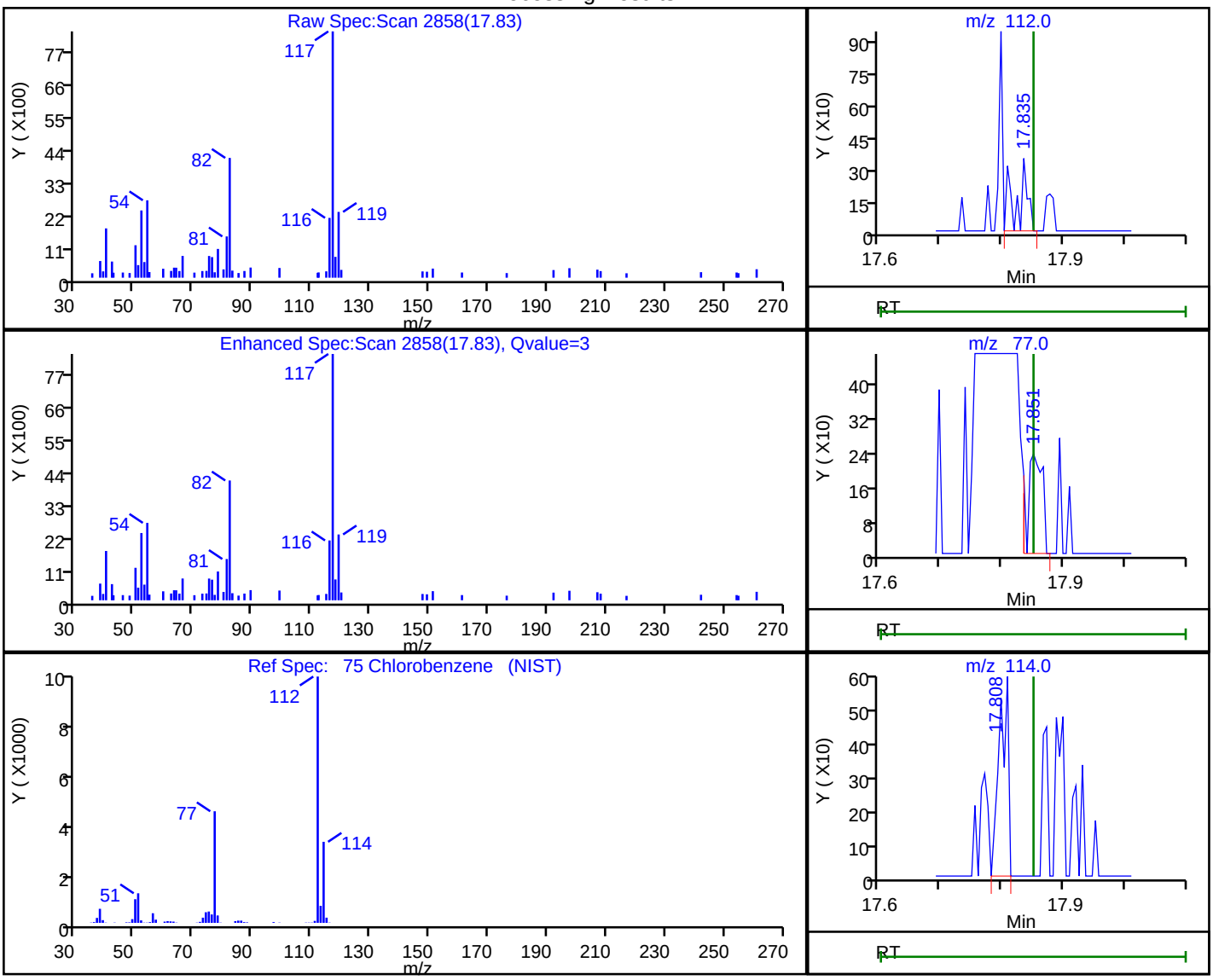

RT	Mass	Response	Amount
17.83	112.00	419	0.012607
17.85	77.00	397	
17.81	114.00	616	

Reviewer: puangmaleek, 28-Jan-2021 08:37:13

Audit Action: Marked Compound Undetected Audit Reason: Invalid Compound ID

User Disabled Compound Report

Eurofins TestAmerica, Burlington

Data File:	\\chromfs\Burlington\ChromData\CHC.i\20210127-44603.b\44603-09.D				
Injection Date:	27-Jan-2021 18:13:30	Instrument ID:	CHC.i		
Lims ID:	200-56979-A-10	Lab Sample ID:	200-56979-10		
Client ID:	3334				
Operator ID:	vtp	ALS Bottle#:	8	Worklist Smp#:	9
Purge Vol:	200.000 mL	Dil. Factor:	0.2000		
Method:	TO15_MasterMethod_(v1)_CHC.i	Limit Group:	AI_TO15_ICAL		
Column:	RTX-624 (0.32 mm)	Detector	MS SCAN		

98 Benzyl chloride, CAS: 100-44-7

Processing Results

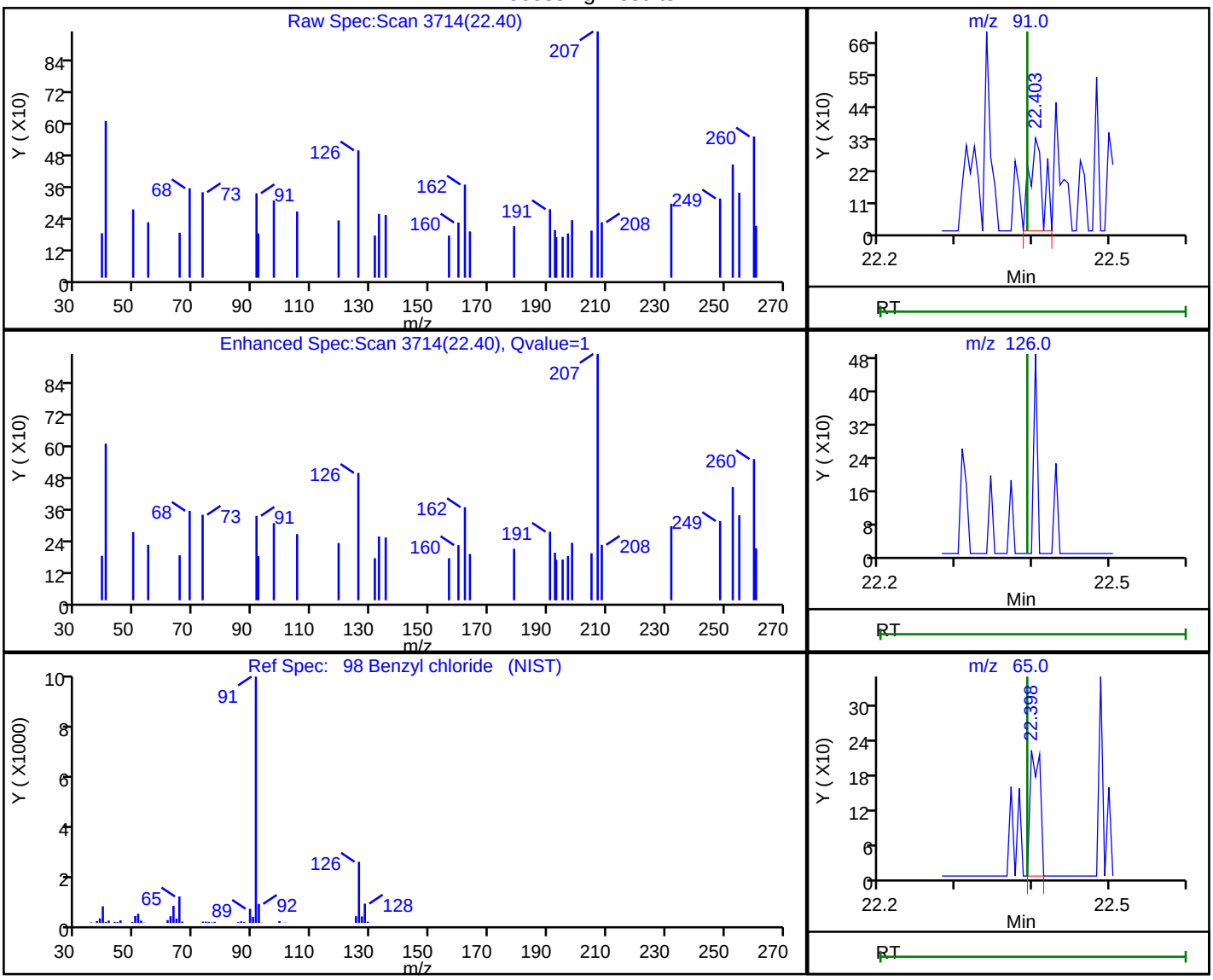

RT	Mass	Response	Amount
22.40	91.00	395	0.009077
22.39	126.00	0	
22.40	65.00	192	

Reviewer: puangmaleek, 28-Jan-2021 08:37:22

Audit Action: Marked Compound Undetected Audit Reason: Invalid Compound ID

PRR APPENDIX B – PROGRESS REPORT SSDS OPERATIONS

Performance Period: 23 April 2021 – 22 April 2022

www.haleyaldrich.com

PROGRESS REPORT ON

SUB-SLAB DEPRESSURIZATION SYSTEM - BUILDINGS 7, 7A, 8
23 APRIL 2021 – 22 APRIL 2022
BCP SITE #C932138
200 UPPER MOUNTAIN ROAD
LOCKPORT, NEW YORK

by H & A of New York Engineering and Geology, LLP
Rochester, New York

on behalf of GM Components Holdings, LLC

included as part of NYSDEC Periodic Review Report No.3

File No. 0127784-102

List of Tables ii

List of Figures ii

1. Introduction 1

1.1 SSD SYSTEM OBJECTIVES 1

2. SSD System Operations, Maintenance & Monitoring (OM&M) Activities 2

2.1 SSDS OPERATIONS SUMMARY 2
2.2 SSD SYSTEM EMISSIONS SUMMARY 2
2.3 SUB-SLAB VACUUM INFLUENCE ASSESSMENT 3
2.4 INDOOR AIR SYSTEM PERFORMANCE SAMPLING 3

References 5

Tables
Figures
Appendix A – 2022 Projected Annual SSDS Emissions Summary and Laboratory Analytical Report
Appendix B – July 2021, November 2021, March 2022 SSDS Performance Sampling Field Data and Laboratory Analytical Reports

List of Tables

Table No.	Title
I – Consolidated	Summary of Blower System and Suction Pit Operating Data – Buildings 7, 7A, 8
II – Consolidated	Summary of Sub-Slab Vacuum Monitoring Point Readings – Building 7, 7A, 8

Tables I and II are consolidated for data collected between 23 April 2019 through 22 April 2024

List of Figures

Figure No.	Title
1	Outdoor Air Sampling Locations – July 2021, November 2021, March 2022
2	Building 7 – SSDS Suction Pits, Sub-Slab Monitoring Points and Indoor Air Sampling Locations – March 2022
3	Building 7A – SSDS Suction Pits, Sub-Slab Monitoring Points and Indoor Air Sampling Locations – March 2022
4	Building 8 – SSDS Suction Pits, Sub-Slab Monitoring Points and Indoor Air Sampling Locations – March 2022
5	Building 10 – SSDS Trench Legs, Sub-Slab Monitoring Points and Indoor Air Sampling Locations – July 2021, November 2021, and March 2022

1. Introduction

The installation of the Sub-slab Depressurization (SSD) System at the GM Components Holdings (GMCH) Lockport BCP Site #932138 (Site) for Buildings 7, 7A and 8 was completed as an Interim Remedial Measure (IRM) in August 2013 in accordance with the New York State Department of Environmental Conservation (NYSDEC) Brownfield Cleanup Agreement (BCA) #C932138-03-10 executed between GMCH and the NYSDEC on May 20, 2010 as amended by Amendment No. 1 dated June 18, 2014 and the IRM Work Plan (Haley & Aldrich 2012), approved by the NYSDEC in December 2012. The SSD system for Building 10 was completed as a conversion of the existing Soil Vapor Extraction (SVE) / SSD system to an SSD system only operation on 8 September 2016 in accordance with the Building 10 SVE/SSD System – SSD Conversion Activities Notification (Haley & Aldrich 2016) approved by the NYSDEC in July 2016.

H & A of New York Engineering and Geology, LLP (HANY E&G) has prepared this Progress Report which summarizes the SSD System Operations, Maintenance and Monitoring (OM&M) activities for the operating period 23 April 2021 through 22 April 2022, completed in accordance with the Operation and Maintenance Plan contained in the NYSDEC approved Site Management Plan (Haley & Aldrich 2016).

1.1 SSD SYSTEM OBJECTIVES

The objective of the SSD system within Buildings 7, 7A, 8 and 10 is to operate on a continuous basis to mitigate the potential for volatile organic compound (VOC)-impacted soil vapors to affect the indoor air (IA) quality. This objective is achieved by creating a negative pressure differential between the interior of the building and the subsurface beneath the facility floor slab to induce transport of vapor-phase contaminants through a series of soil vapor collection (suction) pits, and transfer via interconnected piping, for discharge to the atmosphere at the exterior of the buildings.

2. SSD System Operations, Maintenance & Monitoring (OM&M) Activities

During the operating period 23 April 2021 through 22 April 2022, the following OM&M activities were completed for the SSD System:

- Monthly suction pit data collection, triannual (3 times per year) blower systems operating data collection and blower effluent PID field screening measurements for the Buildings 7, 7A, and 8 SSD Systems, and triannual sub-slab vacuum monitoring point (SMPs – Buildings 7, 7A, 8) data collection from July 2021 through March 2022. Tables I and II provide a summary of the triannual SSD Systems data collected during the monitoring period;
- Collected the 2022 annual SSD System blower effluent vapor sampling from blowers in Buildings 7, 7A, and 8. The 2022 annual projected SSD System emissions rates, Potential-to-Emit (PTE), and laboratory analytical report are provided in Appendix A of this SSD report; and
- SSD System performance sampling events in July 2021 and November 2021 for Building 10[1], and in March 2022 for Buildings 7, 7A, 8 and 10. The results of the sampling events, consisting of indoor air (IA) sampling, are provided in Appendix B of this SSD report and a tabulated summary for the sampling for the target site contaminants are provided in Table 2 of the PRR.

2.1 SSDS OPERATIONS SUMMARY

As summarized in Table I the Building 7-7A-8 SSD System blowers/ pits operated on a full-time basis, with the exception of unit 8-3 which based on conditions noted in Table I, appeared to have a slight decrease in uptime due to a potential intermittent power service condition in the building feeding this unit.

2.2 SSD SYSTEM EMISSIONS SUMMARY

Review of the data from the February 2022 vapor sampling event and comparison to previously completed emissions sampling, indicate a continuing declining to steady trend in the annual SSD System emissions rate, a summary of the PTE data from 2014-2022 is summarized below.

[1] Based on current conditions and as summarized in the Site Management Period Review Report and IC/EC Certification Submittal – Number 2 Reporting Period: 23 April 2018 – 22 April 2019 (Haley & Aldrich June 2019), (PRR) the Building 10 SSD blower remains off-line. As previously reported, IA sampling results collected in Building 10 in March 2017 and March 2018 when the SSD blower system was operational and was compared to the IA sampling results collected in April 2019 when the SSD system off-line. The analytical results suggested that operation of the SSD system may have negligible effectiveness relative to IA quality based on the decreasing concentration trends for cis-1,2-DCE, carbon tetrachloride, TCE, and PCE. In the above referenced 2018-2019 PRR, quarterly IA samples within Building 10 were recommended as a contingency measure to the SSD system operation for the above target site contaminants.

Year	PTE (tons/year)	Sampling Date
2014	0.40	July 2014
2015	0.32	January & April 2015
2016	0.29	January & February 2016
2017	0.23	January 2017
2018	0.18	January 2018
2019	0.23	April 2019
2020	0.13	February 2020
2021	0.042	March 2021
2022	0.048	February 2022

PTE Notes:

1. Data for July 2014 was one-year post startup for the Building 7, 7A, and 8 SSD System.
2. Data for years 2014 – 2016 is for Buildings 7, 7A, and 8 SSD only, during this period Building 10 was being operated as a combination SVE / SSD.
3. Data for years 2017-2019 is for the Buildings 7, 7A, 8 and 10 SSD System.
4. Data for years 2020 through 2022 is for the Buildings 7, 7A, and 8 SSD System.

2.3 SUB-SLAB VACUUM INFLUENCE ASSESSMENT

Based on review of the operating data summarized in Table II for Buildings 7, 7A, and 8 the sub-slab vacuum influence data suggests comparable trends to the conditions presented in the SSDS – Buildings 7, 7A, 8 April 2016 – December 2016 Progress Report (Haley & Aldrich 2017), the Site Management Plan (Haley & Aldrich 2016) and Site Management Period Review Report and IC/EC Certification Submittal – Number 1 (Haley & Aldrich 2018), the Site Management Period Review Report and IC/EC Certification Submittal – Number 2 (Haley & Aldrich 2019). These data also indicate that instantaneous vacuum readings collected during the triannual monitoring events in some of the pressure field perimeter SMP/VMPs, fluctuated from at/above to below the target differential pressure of 0.002 inches water column (W.C.).

These observations suggest that the variability in the vacuum readings may be due to changes in Plant operations, or changes in seasonal building HVAC operations (i.e. more negative pressure in the indoor space during the heating season).

2.4 INDOOR AIR SYSTEM PERFORMANCE SAMPLING

To assess the potential effects of variable vacuum influence conditions in Buildings 7, 7A, and 8, as referenced above in Section 2.3, and assessment of Building 10 conditions, indoor air (IA) sampling events were conducted in July 2021 and November 2021 in Building 10 and in March 2022 in Buildings 7, 7A, 8 and 10. IA sampling was completed in accordance with the Site Management Plan and the samples were collected from areas proximal to existing SMP/VMP points that have exhibited periodic sub-slab vacuum reading fluctuations and consistent with IA sample locations from the February 2021 IA sampling event. A summary of the IA sample locations proximal to SMP/VMPs for the July 2021 – March 2022 sampling events are as follows (Note: please refer to Figures 1 through 5 for the Outdoor Air and IA sample locations associated with the Buildings 7, 7A, 8 and 10):

Building 7

(7-West)

- 7W-IA-1 – SMP-7W-13
- 7W-IA-2 – SMP-7W-12B
- 7W-IA-3 – SMP-7W-11A
- 7W-IA-4 – SMP-7W-5A
- 7W-IA-5 – SMP-7W-2A

(7-East)

7E-IA-1 – SMP-7E-7A
7E-IA-2 – SMP-7E-1

Building 7A

- 7A-IA-1 – SMP-7A-9
- 7A-IA-2 – SMP-7A-12

Building 8

- 8A-IA-1 – SMP-B8-4
- 8A-IA-2 – SMP-B8-9A

Building 10

- 10-IA-1 – proximal to west side exterior of SSD equipment enclosure
- 10-IA-2 – VMP-5A

A results summary data table is provided in Table 2 of this PRR for the sampling events conducted between July 2021 and March 2022. Refer to Appendix B of this SSD report for a summary of sampling activities, field notes, facility product inventory list observed in the sampling areas collected during the March 2022 sampling event and laboratory analytical reports.

References

1. Haley & Aldrich of New York, (2012). "Sub Slab Depressurization Systems Pilot Testing Report – Interim Remedial Measures (IRM) Work Plan, BCP Sites #C932138/C932139, 200 Upper Mountain Road, Lockport, NY", November 2012.

2. New York State Department of Environmental Conservation, (2014) Brownfield Cleanup Agreement, dated 14 June 2014 Consolidated Site #932138, Buildings 7, 8 and 10.

3. Haley & Aldrich of New York, (2016). "Site Management Plan, BCP Site #C932138, GM Components Holdings, LLC (GMCH), 200 Upper Mountain Road, Lockport, New York", November 2016.

4. Haley & Aldrich of New York, (2017). "Sub-Slab Depressurization Systems Performance Sampling Plan, GMCH Lockport BCP Site #C932138, 200 Upper Mountain Road, Lockport, New York", 15 March 2017.

5. Haley & Aldrich of New York, (2017). "Summary of Sub-Slab Depressurization System Performance Results, GMCH Lockport Facility, 200 Upper Mountain Road, Lockport, New York, BCP Site #C932138, 22-24 March 2017", 21 July 2017.

6. Haley & Aldrich of New York, (2018). "Site Management Periodic Review Report and IC/EC Certification Submittal – Number 1, Reporting Period: 22 December 2016 – 22 April 2018, BCP Site #C932138, GM Components Holdings, LLC, 200 Upper Mountain Road, Lockport, New York" May 2018.

7. Haley & Aldrich of New York, (2019). "Site Management Periodic Review Report and IC/EC Certification Submittal – Number 2, Reporting Period: 23 April 2018 – 22 April 2019, BCP Site #C932138, GM Components Holdings, LLC, 200 Upper Mountain Road, Lockport, New York" June 2019.

TABLES
(see consolidated Tables I and II)

FIGURES
SSDS Operations Report

HALEY ALDRICH

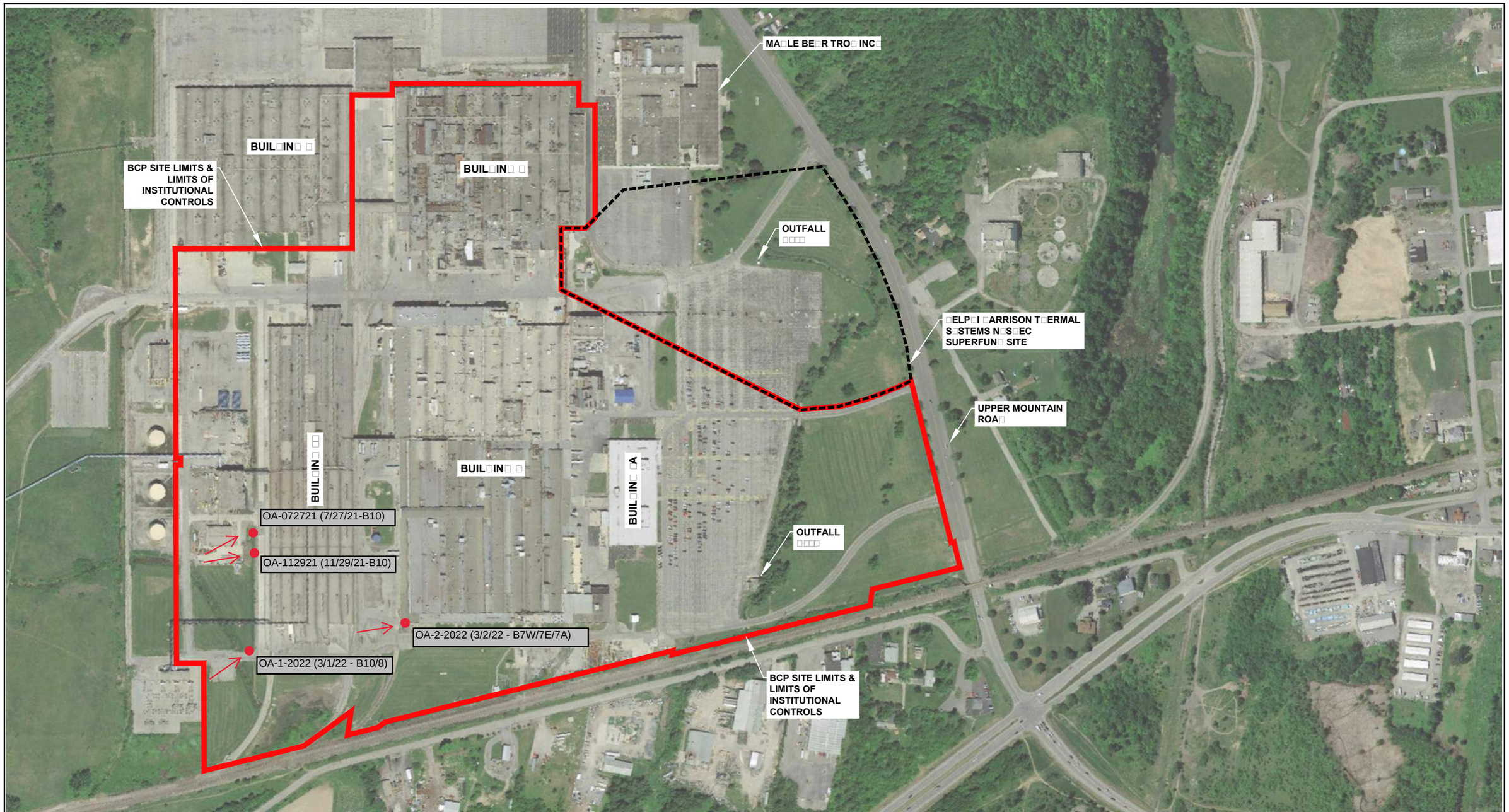

NOTES

1. THE BACKGROUND AND SITE FEATURES SHOWN IN THIS FIGURE ARE BASED ON FIGURE 2 CONTAINED IN THE SITE MANAGEMENT PLAN (NOVEMBER 2016).
2. OUTDOOR AIR (OA) SAMPLING LOCATIONS WITH SAMPLE ID AND DATE COLLECTED DURING THE JULY 2021, NOVEMBER 2021, AND MARCH 2022 SUB-SLAB DEPRESSURIZATION SYSTEM PERFORMANCE SAMPLING EVENT.
3. PREDOMINANT WIND DIRECTION OBSERVED DURING THE OA SAMPLING.

N

0 400 800
SCALE IN FEET

HALEY ALDRICH

GM COMPONENTS HOLDINGS, LLC
LOCKPORT FACILITY
200 UPPER MOUNTAIN ROAD LOCKPORT, NEW YORK

OUTDOOR AIR SAMPLING LOCATIONS - JULY 2021, NOVEMBER 2021, MARCH 2022

SCALE: AS SHOWN
MAY 2022

FIGURE 1

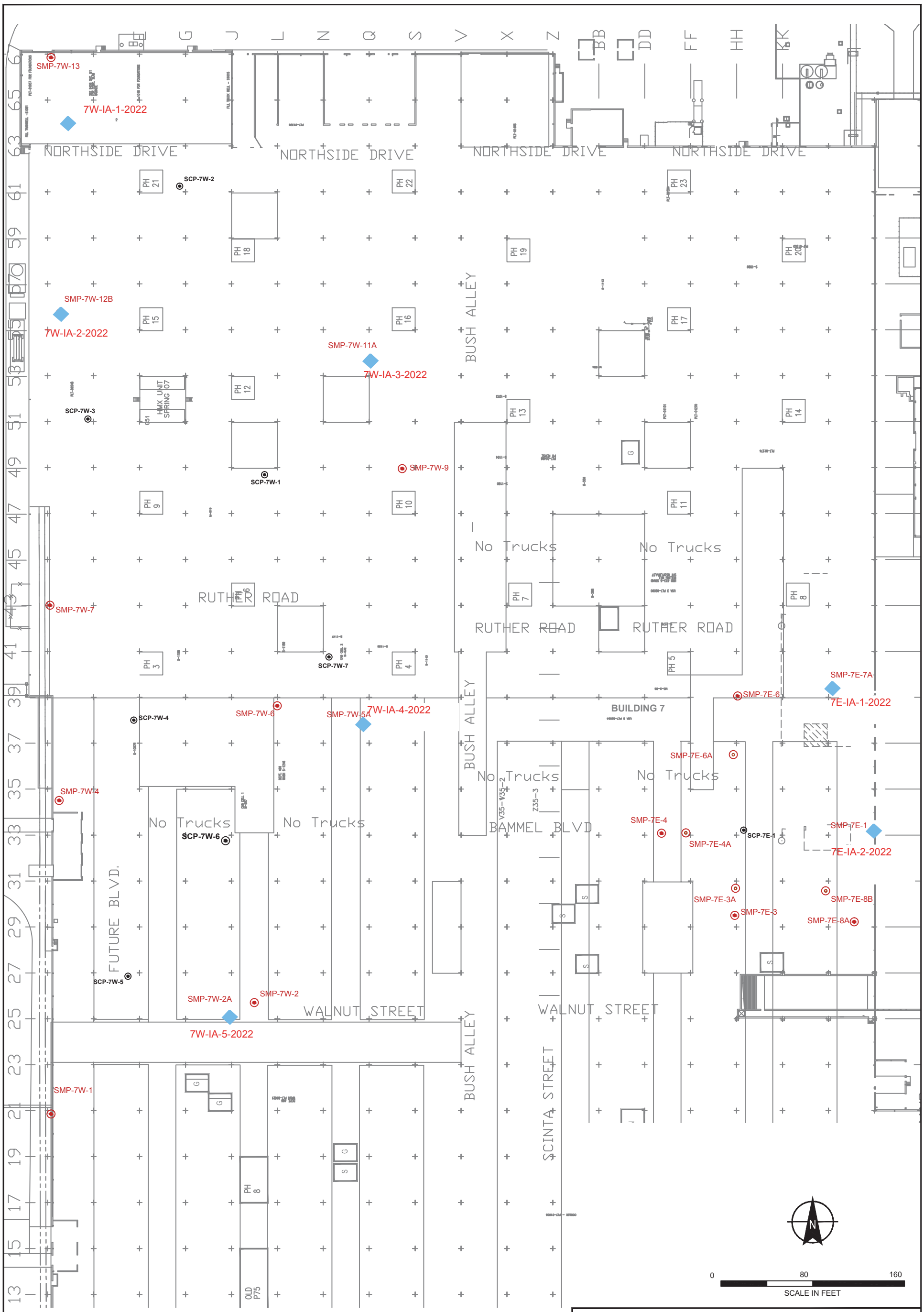

LEGEND

7W-IA-1-2022 INDOOR AIR SAMPLE LOCATION

SMP-7W-1 SUB-SLAB MONITORING POINT

SCP-7W-1 SUB-SLAB SUCTION PIT

NOTE

ALL LOCATIONS AND DIMENSIONS ARE APPROXIMATE.

HALEY ALDRICH

GM COMPONENTS HOLDINGS, LLC
LOCKPORT FACILITY - 200 UPPER MOUNTAIN ROAD
LOCKPORT, NEW YORK

BLDG. 7 - SSDS SUCTION PITS, SUB-SLAB MONITORING POINTS & INDOOR AIR VAPOR SAMPLING LOCATIONS - MARCH 2022

SCALE: AS SHOWN
MAY 2022

FIGURE 2

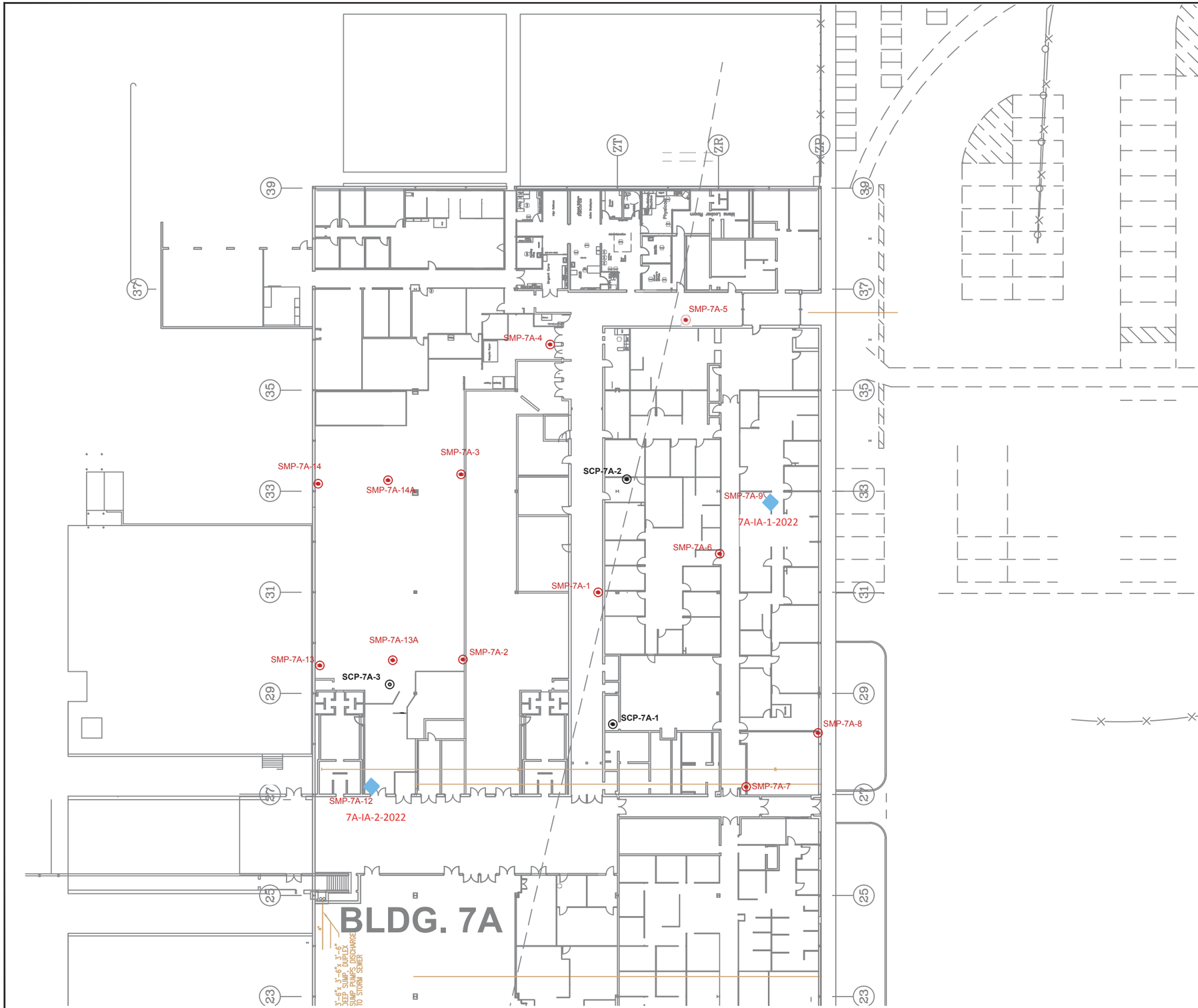

LEGEND

SMP-7A-2 SUB-SLAB MONITORING POINT

SCP-7A-2 SUB-SLAB SUCTION PIT

7A-IA-1-2022 INDOOR AIR SAMPLE LOCATION

NOTE

ALL LOCATIONS AND DIMENSIONS ARE APPROXIMATE.

N

0 40 80

SCALE IN FEET

HALEY ALDRICH

GM COMPONENTS HOLDINGS, LLC
LOCKPORT FACILITY - 200 UPPER MOUNTAIN ROAD
LOCKPORT, NEW YORK

BLDG. 7A SSDS SUCTION PITS, SUB-SLAB MONITORING POINTS & INDOOR AIR VAPOR SAMPLING LOCATIONS
- MARCH 2022

SCALE: AS SHOWN
MAY 2022

FIGURE 3

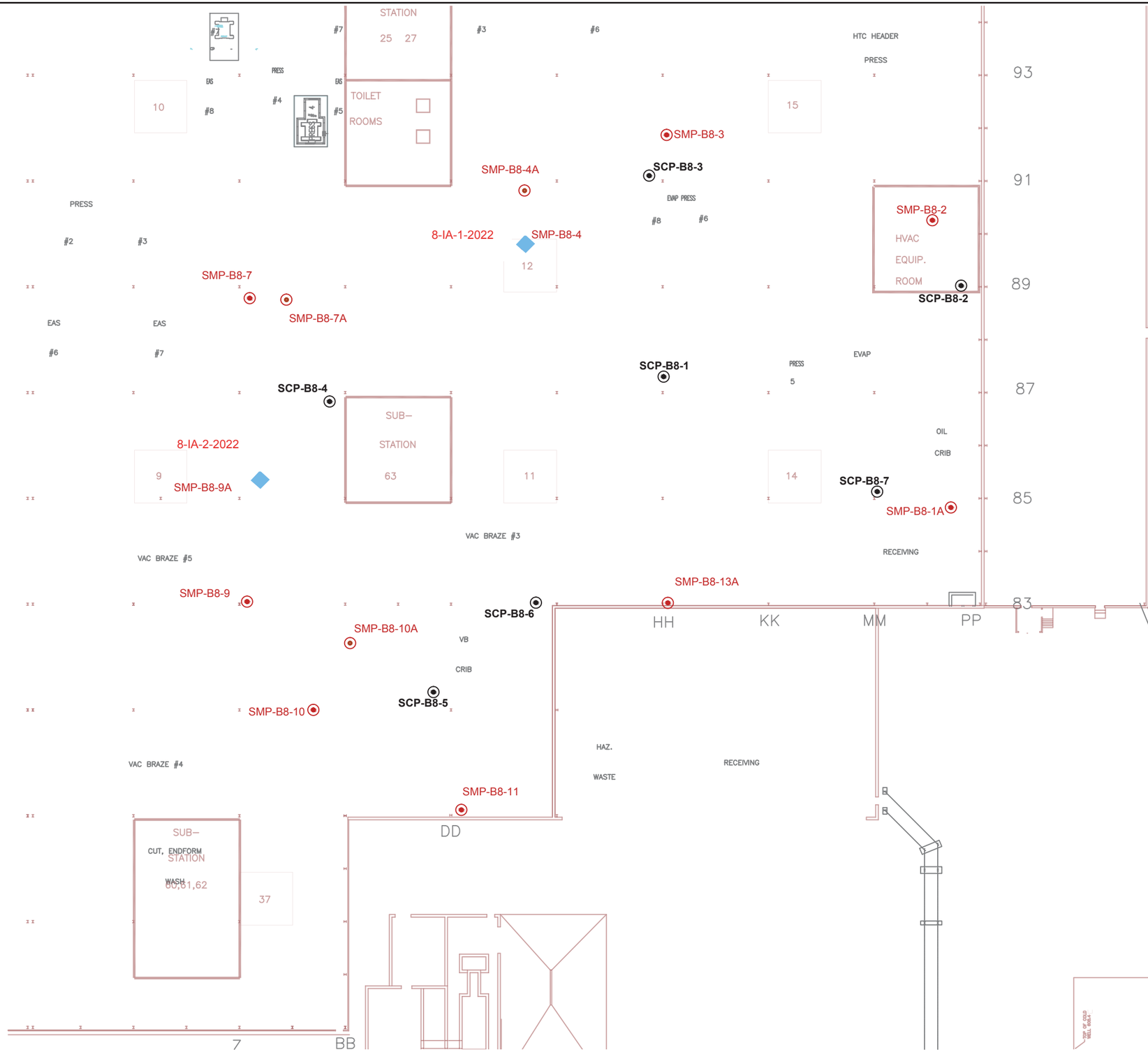

LEGEND

SMP-B8-11 SUB-SLAB MONITORING POINT

SCP-B8-5 SUB SLAB SUCTION PIT

8-IA-1-2022 INDOOR AIR SAMPLE LOCATION

N

0 40 80

SCALE IN FEET

HALEY ALDRICH

GM COMPONENTS HOLDINGS, LLC
LOCKPORT FACILITY - 200 UPPER MOUNTAIN ROAD
LOCKPORT, NEW YORK

BLDG. 8 - SSDS SUCTION PITS, SUB-SLAB MONITORING POINTS & INDOOR AIR VAPOR SAMPLING LOCATIONS - MARCH 2022

SCALE: AS SHOWN
MAY 2022

FIGURE 4

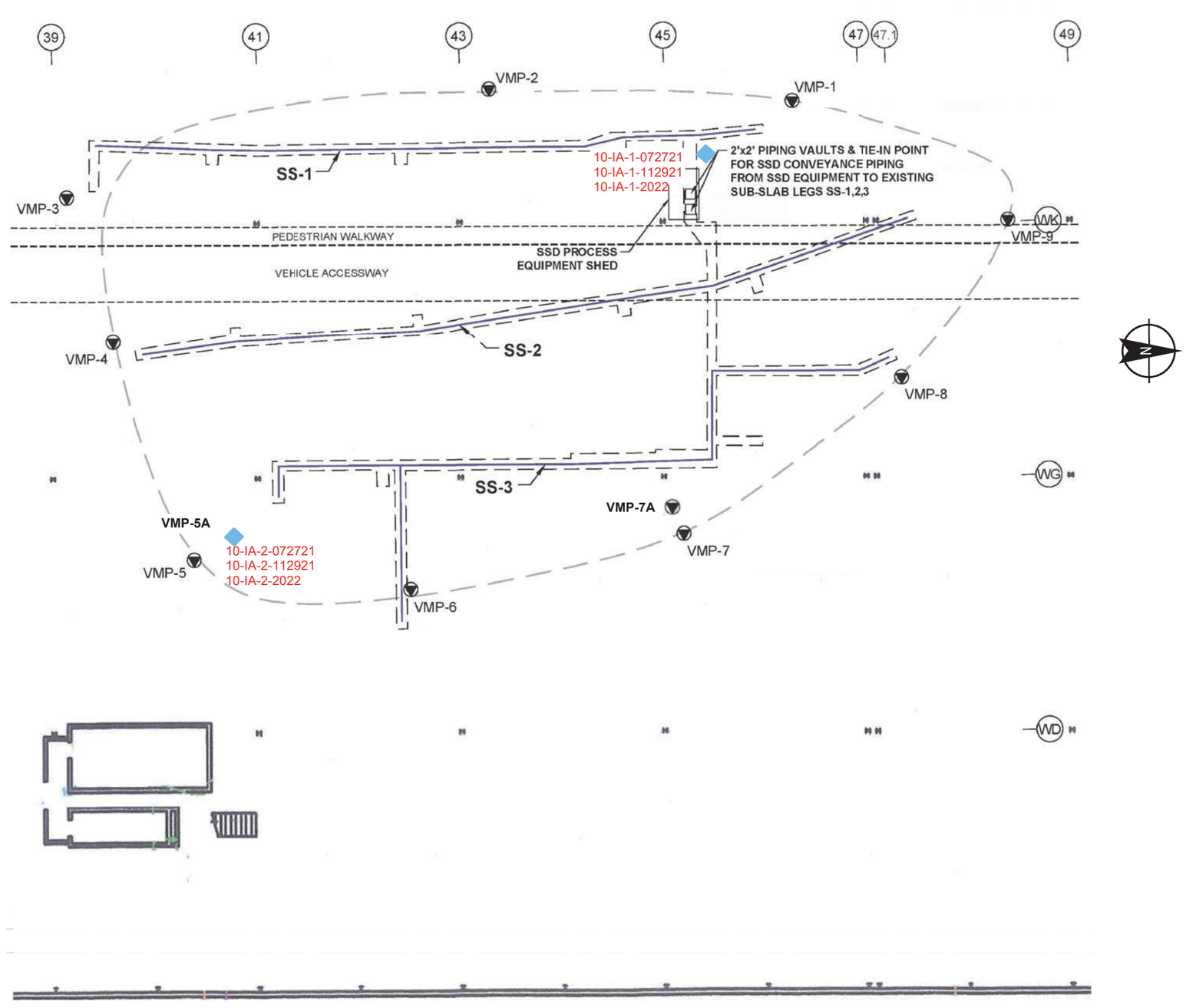

LEGEND

APPROXIMATE LOCATION OF TRENCHES INSTALLED BENEATH CONCRETE SLAB FOR FORMER SVE AND CURRENT SSD PIPING

SS-1 SUB-SLAB LEG-1

VMP-1 PROXIMATE LOCATION AND DESIGNATION OF VACUUM MONITORING POINT

10-IA-1-2022 INDOOR AIR SAMPLE LOCATION

NOTES

1. THIS FIGURE IS BASED ON A PDF IMAGE ENTITLED "BUILDING 10 SSD SYSTEM OPERATION MAINTENANCE AND MONITORING PLAN" DATED AUGUST 2015 FROM GZA GEOENVIRONMENTAL OF N.Y.
2. THE SIZE AND LOCATION OF EXISTING SITE FEATURES SHOULD BE CONSIDERED APPROXIMATE.

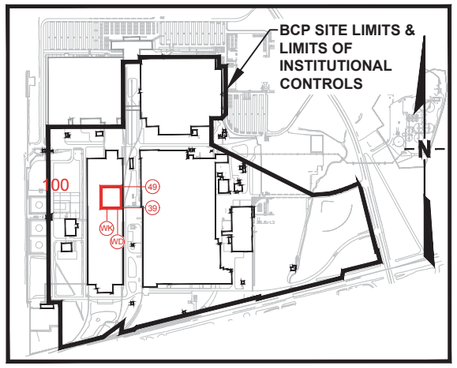

SITE KEY
NOT TO SCALE

0 24 48
SCALE IN FEET

HALEY ALDRICH

GM COMPONENTS HOLDINGS, LLC
LOCKPORT FACILITY - 200 UPPER MOUNTAIN ROAD
LOCKPORT, NEW YORK

BLDG. 10 - SSDS TRENCH LEGS, SUB-SLAB MONITORING POINTS & INDOOR AIR VAPOR SAMPLING LOCATIONS - JULY 2021, NOVEMBER 2021, MARCH 2022

SCALE: AS SHOWN
MAY 2022

FIGURE 5

APPENDIX A
2022 Projected SSDS Emissions Summary

HALEY ALDRICH

Sub-Slab Depressurization System - Projected Annual Emissions 2022
GMCH Lockport - BCP Site #932138
SSDS Blower Effluent Samples Collected: 2/28/22
SSDS Operations - 23 April 2021 - 22 April 2022

Suction Pit / System Location	Analyte	Vapor Phase Concentration (mg/m3) *A*	Vapor Flow Rate (CFM) *B*	HAPs Potential to Emit (lb/yr) *C*	HAPs Potential to Emit (ton/yr) *D*	Field PID Reading (PPM)
Bldg 7W-SCP-3	Benzene*	0.0043 J**	91	0.01	0.000	5.0
	cis-1,2-Dichloroethene	0.012 J**		0.04	0.000	
	Tetrachloroethene*	2.1		6.3	0.003	
	Trichloroethene*	0.089		0.3	0.0001	
	Total HAPs	2.2		6.6	0.003	
Bldg 7W-SCP-7	Benzene*	0.0028 J**	88	0.01	0.000	5.0
	Chloroform*	0.0041 J**		0.01	0.000	
	cis-1,2-Dichloroethene	0.011 J**		0.03	0.000	
	Tetrachloroethene*	0.4		1.16	0.001	
	Trichloroethene*	0.24		0.7	0.0003	
	Total HAPs	0.66		1.9	0.001	
Bldg 8 SCP-3	cis-1,2-Dichloroethene	2.5	46	3.8	0.002	4.3
	Trichloroethene*	24.0		36.2	0.018	
	Total HAPs	26.5		40.0	0.020	
Bldg 10 SSDS***	No Sample Collected	NA	NA	NA	NA	NA
	Total HAPs	NA		NA	NA	

* - hazardous air pollutant (HAP)
** J - value parameter detected but the concentration is an estimated value
*** - as indicated in Section 2 of SSDS Progress Report, the Building 10 SSD system was off-line during the operational reporting period, therefore an emissions vapor sample was not collected.

Conversion equation: $A\,\frac{mg}{m^3} \times \frac{1\,lb}{453{,}592.37\,mg} \times B\,\frac{ft^3}{min} \times \frac{m^3}{35.31\,ft^3} \times \frac{525{,}600\,min}{1\,yr} = C\,\frac{lb}{yr}$

mg/m^3 micro-grams per cubic meter

Location	Suction Pit Number	Flow (SCFM)	PID (PPMV)	PTE Lb/yr	PTE tons/yr
Bldg 7W	1	96	3.2	10.1	0.0050
	2	97	1.9	6.0	0.0030
	4	97	1.8	5.7	0.0029
	5	69	3.7	8.4	0.0042
	6	86	3.6	10.2	0.0051
Bldg 7E	1	111	0.0	0.0	0.0000
Bldg 7A	1/3	46	2.5	3.8	0.0019
	2	46	0.0	0.0	0.0000
Bldg 8	1	46	0.0	0.0	0.0000
	2	75	0.0	0.0	0.0000
	4	71	0.0	0.0	0.0000
	5	46	0.1	0.2	0.0001
	6	89	1.2	3.5	0.0018
	7	46	0.0	0.0	0.0000

Total Lb/yr	**47.8**
Total PTE tons/yr	**0.024**

HAPs Potential to Emit(ton/yr)D Updated projection	
Bldg 7W-SCP-3	0.003
Bldg 7W-SCP-7	0.001
Bldg 8 SCP-3	0.020
Remaining 14 Units in Bldg 7,7A,8****	0.024
Bldg 10 SSD	NA
TOTAL ESTIMATED PTE	**0.048**

(**** calculated highest blower flow rates and PID readings estimated to equal mg/m3, during data collection period)

Air Guide -1 Review
Area Source Method - SSDS Operations - 23 April 2021 - 22 April 2022
GMCH - Lockport Facility - BCP Site #932138

Bldg No: 7, 7A, 8
Project No.: 127784-102

s - Bldg side length (ft) - Bldg 7A 500 (Assumes area source is a square)

Contaminant	Q (lb/hr)	Q_a (lb/yr)	C_a (ug/m^3)	C_p (ug/m^3)	AGC (ug/m^3)	C_{st} (ug/m^3)	SGC (ug/m^3)
Bldg 7W-SCP-3							
Benzene	0.000001	0.01	0.00001	0.00001	0.13	0.0003	1300
cis, 1-2 dichloroethene	0.000004	0.04	0.00003	0.00004	63.0	0.001	NGV
tetrachloroethene	0.0007	6.27	0.0048	0.007	4.0	0.17	300
trichloroethene	0.00003	0.3	0.0003	0.0003	0.2	0.01	20

s - Bldg side length (ft) - Bldg 7 600 (Assumes 600 ft for conservative value) (Bldg is ~600' x1200')

Bldg 7W-SCP-7							
Benzene	0.000	0.01	0.00001	0.00001	0.13	0.00	1300
Chloroform	0.000	0.01	0.0000	0.0000	0.043	0.00	150
cis-1,2-Dichloroethene	0.000	0.03	0.0000	0.0000	63	0.00	NGV
Tetrachloroethene	0.000	1.16	0.0009	0.0009	4.0	0.02	300
Trichloroethene	0.000	0.69	0.0005	0.0005	0.2	0.01	20

s - Bldg side length (ft) - Bldg 8 600 (Assumes area source is a square)

Bldg 8 SCP-3							
cis, 1-2 dichloroethene	0.00043	3.77	0.003	0.003	63.0	0.07	NGV
trichloroethene	0.004	36.23	0.03	0.03	0.2	0.69	20

Assumptions
Method used to determine the maximum overall actual annual, potential annual, and short term impacts from an area source.

Calculations
Maximum Actual Annual Impact (C_a): C_a (ug/m^3) = $(76.6*Q_a)/(s^{1.8})$
Maximum Potential Annual Impact (C_P): C_p (ug/m^3) = $(670600*Q)/(s^{1.8})$
Maximum Short Term Impact (C_{st}): C_{st} (ug/m^3) = C_p * 25

Q: Hourly Emissions (lbs/hr)
Q_a: Annual Emissions Rate (lbs/yr)
s: Building Side Dimension (feet)
SGC: Short-Term Guidance Concentrations - Guidance Values - July 2016
AGC: Annual Guidance Concentrations - Guidance Valves - July 2016
NGV: No Guidance Value
ug/m^3 micro-grams per cubic meter

eurofins | Environment Testing America

ANALYTICAL REPORT

Eurofins Buffalo
10 Hazelwood Drive
Amherst, NY 14228-2298
Tel: (716)691-2600

Laboratory Job ID: 480-195358-1
Client Project/Site: 058507, GM-Lockport, SSOW 256042

For:
GHD Services Inc.
2055 Niagara Falls Blvd., Suite 3
Niagara Falls, New York 14304

Attn: Kathleen Willy

Authorized for release by:
3/11/2022 7:52:35 AM

Denise Heckler, Project Manager II
(330)966-9477
Denise.Heckler@Eurofinset.com



LINKS

Review your project results through TotalAccess

Have a Question? Ask The Expert

Visit us at: www.eurofinsus.com/Env

The test results in this report meet all 2003 NELAC, 2009 TNI, and 2016 TNI requirements for accredited parameters, exceptions are noted in this report. This report may not be reproduced except in full, and with written approval from the laboratory. For questions please contact the Project Manager at the e-mail address or telephone number listed on this page.

This report has been electronically signed and authorized by the signatory. Electronic signature is intended to be the legally binding equivalent of a traditionally handwritten signature.

Results relate only to the items tested and the sample(s) as received by the laboratory.

Table of Contents

Cover Page 1
Table of Contents 2
Definitions/Glossary 3
Case Narrative 4
Detection Summary 5
Client Sample Results 6
Surrogate Summary 8
QC Sample Results 9
QC Association Summary 10
Lab Chronicle 11
Certification Summary 12
Method Summary 13
Sample Summary 14
Chain of Custody 15
Air Canister Dilution 17

Definitions/Glossary

Client: GHD Services Inc.
Project/Site: 058507, GM-Lockport, SSOW 256042

Job ID: 480-195358-1

Qualifiers

Air - GC/MS VOA

Qualifier	Qualifier Description
J	Result is less than the RL but greater than or equal to the MDL and the concentration is an approximate value.

Glossary

Abbreviation	These commonly used abbreviations may or may not be present in this report.
¤	Listed under the "D" column to designate that the result is reported on a dry weight basis
%R	Percent Recovery
CFL	Contains Free Liquid
CFU	Colony Forming Unit
CNF	Contains No Free Liquid
DER	Duplicate Error Ratio (normalized absolute difference)
Dil Fac	Dilution Factor
DL	Detection Limit (DoD/DOE)
DL, RA, RE, IN	Indicates a Dilution, Re-analysis, Re-extraction, or additional Initial metals/anion analysis of the sample
DLC	Decision Level Concentration (Radiochemistry)
EDL	Estimated Detection Limit (Dioxin)
LOD	Limit of Detection (DoD/DOE)
LOQ	Limit of Quantitation (DoD/DOE)
MCL	EPA recommended "Maximum Contaminant Level"
MDA	Minimum Detectable Activity (Radiochemistry)
MDC	Minimum Detectable Concentration (Radiochemistry)
MDL	Method Detection Limit
ML	Minimum Level (Dioxin)
MPN	Most Probable Number
MQL	Method Quantitation Limit
NC	Not Calculated
ND	Not Detected at the reporting limit (or MDL or EDL if shown)
NEG	Negative / Absent
POS	Positive / Present
PQL	Practical Quantitation Limit
PRES	Presumptive
QC	Quality Control
RER	Relative Error Ratio (Radiochemistry)
RL	Reporting Limit or Requested Limit (Radiochemistry)
RPD	Relative Percent Difference, a measure of the relative difference between two points
TEF	Toxicity Equivalent Factor (Dioxin)
TEQ	Toxicity Equivalent Quotient (Dioxin)
TNTC	Too Numerous To Count

Job ID: 480-195358-1

Laboratory: Eurofins Buffalo

Narrative

Job Narrative
480-195358-1

Comments
No additional comments.

Receipt
The samples were received on 3/1/2022 10:20 AM. Unless otherwise noted below, the samples arrived in good condition.

Air - GC/MS VOA
Methods TO 14A, TO-14A, TO-14A Low: EPA methods TO-14A and TO-15 specify the use of humidified “zero air” as the blank reagent for canister cleaning, instrument calibration and sample analysis. Ultra-high purity humidified nitrogen from a cryogenic reservoir is used in place of “zero air” by Eurofins TestAmerica Knoxville.

EPA methods TO-14 and TO-14A specify that the relative accuracy of the field sampler or sample delivery system must meet 90-110% for a standard at 8 ppb(v/v). The laboratory control sample (LCS) summary data in this report is evaluated against alternate acceptance criteria based on the laboratory procedure for methods TO-14 and TO-14A. Please refer to the LCS summary report for the actual observed recoveries and acceptance criteria for the LCS.

Method Air Transfer: The following samples were received in air sample bags: 7W-3-022822 (480-195358-1), 7W-7-022822 (480-195358-2) and 8-3-022822 (480-195358-3). In order to extend the holding times, these samples were transferred from the air sample bags into Summa canisters.

No additional analytical or quality issues were noted, other than those described above or in the Definitions/Glossary page.

Detection Summary

Client: GHD Services Inc.
Project/Site: 058507, GM-Lockport, SSOW 256042

Job ID: 480-195358-1

Client Sample ID: 7W-3-022822 — Lab Sample ID: 480-195358-1

Analyte	Result	Qualifier	RL	MDL	Unit	Dil Fac	D	Method	Prep Type
Benzene	4.3	J	19	3.2	ug/m3	6.73		TO-14A	Total/NA
cis-1,2-Dichloroethene	12	J	24	3.0	ug/m3	6.73		TO-14A	Total/NA
Tetrachloroethene	2100		41	5.9	ug/m3	6.73		TO-14A	Total/NA
Trichloroethene	89		32	5.3	ug/m3	6.73		TO-14A	Total/NA
1,2-Dichloroethene, Total	12	J	47	3.0	ug/m3	6.73		TO-14A	Total/NA

Client Sample ID: 7W-7-022822 — Lab Sample ID: 480-195358-2

Analyte	Result	Qualifier	RL	MDL	Unit	Dil Fac	D	Method	Prep Type
Benzene	2.8	J	13	2.1	ug/m3	5.23		TO-14A	Total/NA
Chloroform	4.1	J	20	3.5	ug/m3	5.23		TO-14A	Total/NA
cis-1,2-Dichloroethene	11	J	16	2.0	ug/m3	5.23		TO-14A	Total/NA
Tetrachloroethene	400		27	3.9	ug/m3	5.23		TO-14A	Total/NA
Trichloroethene	240		21	3.5	ug/m3	5.23		TO-14A	Total/NA
1,2-Dichloroethene, Total	11	J	32	2.0	ug/m3	5.23		TO-14A	Total/NA

Client Sample ID: 8-3-022822 — Lab Sample ID: 480-195358-3

Analyte	Result	Qualifier	RL	MDL	Unit	Dil Fac	D	Method	Prep Type
cis-1,2-Dichloroethene	2500		320	40	ug/m3	60		TO-14A	Total/NA
Trichloroethene	24000		430	71	ug/m3	60		TO-14A	Total/NA
1,2-Dichloroethene, Total	2500		630	40	ug/m3	60		TO-14A	Total/NA

This Detection Summary does not include radiochemical test results.

Client Sample Results

Client: GHD Services Inc.
Project/Site: 058507, GM-Lockport, SSOW 256042

Job ID: 480-195358-1

Client Sample ID: 7W-3-022822

Lab Sample ID: 480-195358-1
Date Collected: 02/28/22 13:20
Matrix: Air
Date Received: 03/01/22 10:20

Method: TO-14A - Volatile Organic Compounds in Ambient Air

Analyte	Result	Qualifier	RL	MDL	Unit	D	Prepared	Analyzed	Dil Fac
1,1,1-Trichloroethane	ND		33	12	ug/m3		03/02/22 09:39	03/02/22 22:32	6.73
1,1-Dichloroethane	ND		24	3.3	ug/m3		03/02/22 09:39	03/02/22 22:32	6.73
1,1-Dichloroethene	ND		24	3.8	ug/m3		03/02/22 09:39	03/02/22 22:32	6.73
1,2-Dichloroethane	ND		24	3.0	ug/m3		03/02/22 09:39	03/02/22 22:32	6.73
Benzene	**4.3**	**J**	19	3.2	ug/m3		03/02/22 09:39	03/02/22 22:32	6.73
Carbon tetrachloride	ND		38	6.0	ug/m3		03/02/22 09:39	03/02/22 22:32	6.73
Chloroform	ND		29	5.3	ug/m3		03/02/22 09:39	03/02/22 22:32	6.73
cis-1,2-Dichloroethene	**12**	**J**	24	3.0	ug/m3		03/02/22 09:39	03/02/22 22:32	6.73
Methylene Chloride	ND		100	35	ug/m3		03/02/22 09:39	03/02/22 22:32	6.73
Tetrachloroethene	**2100**		41	5.9	ug/m3		03/02/22 09:39	03/02/22 22:32	6.73
trans-1,2-Dichloroethene	ND		24	3.9	ug/m3		03/02/22 09:39	03/02/22 22:32	6.73
Trichloroethene	**89**		32	5.3	ug/m3		03/02/22 09:39	03/02/22 22:32	6.73
Vinyl chloride	ND		31	5.0	ug/m3		03/02/22 09:39	03/02/22 22:32	6.73
1,2-Dichloroethene, Total	**12**	**J**	47	3.0	ug/m3		03/02/22 09:39	03/02/22 22:32	6.73

Surrogate	*%Recovery*	*Qualifier*	*Limits*	*Prepared*	*Analyzed*	*Dil Fac*
4-Bromofluorobenzene (Surr)	*89*		*60 - 140*	*03/02/22 09:39*	*03/02/22 22:32*	*6.73*

Client Sample ID: 7W-7-022822

Lab Sample ID: 480-195358-2
Date Collected: 02/28/22 13:30
Matrix: Air
Date Received: 03/01/22 10:20

Method: TO-14A - Volatile Organic Compounds in Ambient Air

Analyte	Result	Qualifier	RL	MDL	Unit	D	Prepared	Analyzed	Dil Fac
1,1,1-Trichloroethane	ND		22	7.9	ug/m3		03/02/22 09:39	03/02/22 23:14	5.23
1,1-Dichloroethane	ND		16	2.2	ug/m3		03/02/22 09:39	03/02/22 23:14	5.23
1,1-Dichloroethene	ND		16	2.5	ug/m3		03/02/22 09:39	03/02/22 23:14	5.23
1,2-Dichloroethane	ND		16	2.0	ug/m3		03/02/22 09:39	03/02/22 23:14	5.23
Benzene	**2.8**	**J**	13	2.1	ug/m3		03/02/22 09:39	03/02/22 23:14	5.23
Carbon tetrachloride	ND		25	4.0	ug/m3		03/02/22 09:39	03/02/22 23:14	5.23
Chloroform	**4.1**	**J**	20	3.5	ug/m3		03/02/22 09:39	03/02/22 23:14	5.23
cis-1,2-Dichloroethene	**11**	**J**	16	2.0	ug/m3		03/02/22 09:39	03/02/22 23:14	5.23
Methylene Chloride	ND		69	24	ug/m3		03/02/22 09:39	03/02/22 23:14	5.23
Tetrachloroethene	**400**		27	3.9	ug/m3		03/02/22 09:39	03/02/22 23:14	5.23
trans-1,2-Dichloroethene	ND		16	2.6	ug/m3		03/02/22 09:39	03/02/22 23:14	5.23
Trichloroethene	**240**		21	3.5	ug/m3		03/02/22 09:39	03/02/22 23:14	5.23
Vinyl chloride	ND		20	3.3	ug/m3		03/02/22 09:39	03/02/22 23:14	5.23
1,2-Dichloroethene, Total	**11**	**J**	32	2.0	ug/m3		03/02/22 09:39	03/02/22 23:14	5.23

Surrogate	*%Recovery*	*Qualifier*	*Limits*	*Prepared*	*Analyzed*	*Dil Fac*
4-Bromofluorobenzene (Surr)	*87*		*60 - 140*	*03/02/22 09:39*	*03/02/22 23:14*	*5.23*

Client Sample ID: 8-3-022822

Lab Sample ID: 480-195358-3
Date Collected: 02/28/22 11:35
Matrix: Air
Date Received: 03/01/22 10:20

Method: TO-14A - Volatile Organic Compounds in Ambient Air

Analyte	Result	Qualifier	RL	MDL	Unit	D	Prepared	Analyzed	Dil Fac
1,1,1-Trichloroethane	ND		440	160	ug/m3		03/02/22 09:39	03/02/22 23:58	60
1,1-Dichloroethane	ND		320	44	ug/m3		03/02/22 09:39	03/02/22 23:58	60
1,1-Dichloroethene	ND		320	51	ug/m3		03/02/22 09:39	03/02/22 23:58	60

Client Sample Results

Client: GHD Services Inc.
Project/Site: 058507, GM-Lockport, SSOW 256042

Job ID: 480-195358-1

Client Sample ID: 8-3-022822

Date Collected: 02/28/22 11:35
Date Received: 03/01/22 10:20

Lab Sample ID: 480-195358-3

Matrix: Air

Method: TO-14A - Volatile Organic Compounds in Ambient Air (Continued)

Analyte	Result	Qualifier	RL	MDL	Unit	D	Prepared	Analyzed	Dil Fac
1,2-Dichloroethane	ND		320	40	ug/m3		03/02/22 09:39	03/02/22 23:58	60
Benzene	ND		260	42	ug/m3		03/02/22 09:39	03/02/22 23:58	60
Carbon tetrachloride	ND		500	81	ug/m3		03/02/22 09:39	03/02/22 23:58	60
Chloroform	ND		390	70	ug/m3		03/02/22 09:39	03/02/22 23:58	60
cis-1,2-Dichloroethene	**2500**		320	40	ug/m3		03/02/22 09:39	03/02/22 23:58	60
Methylene Chloride	ND		1400	470	ug/m3		03/02/22 09:39	03/02/22 23:58	60
Tetrachloroethene	ND		540	79	ug/m3		03/02/22 09:39	03/02/22 23:58	60
trans-1,2-Dichloroethene	ND		320	52	ug/m3		03/02/22 09:39	03/02/22 23:58	60
Trichloroethene	**24000**		430	71	ug/m3		03/02/22 09:39	03/02/22 23:58	60
Vinyl chloride	ND		410	66	ug/m3		03/02/22 09:39	03/02/22 23:58	60
1,2-Dichloroethene, Total	**2500**		630	40	ug/m3		03/02/22 09:39	03/02/22 23:58	60

Surrogate	*%Recovery*	*Qualifier*	*Limits*	*Prepared*	*Analyzed*	*Dil Fac*
4-Bromofluorobenzene (Surr)	*88*		*60 - 140*	*03/02/22 09:39*	*03/02/22 23:58*	*60*

Surrogate Summary

Client: GHD Services Inc.
Project/Site: 058507, GM-Lockport, SSOW 256042

Job ID: 480-195358-1

Method: TO-14A - Volatile Organic Compounds in Ambient Air

Matrix: Air **Prep Type: Total/NA**

		Percent Surrogate Recovery (Acceptance Limits)							
Lab Sample ID	**Client Sample ID**	**BFB (60-140)**							
480-195358-1	7W-3-022822	89							
480-195358-2	7W-7-022822	87							
480-195358-3	8-3-022822	88							
LCS 140-59280/1002	Lab Control Sample	91							
MB 140-59280/5	Method Blank	89							

Surrogate Legend

BFB = 4-Bromofluorobenzene (Surr)

QC Sample Results

Client: GHD Services Inc.
Project/Site: 058507, GM-Lockport, SSOW 256042

Job ID: 480-195358-1

Method: TO-14A - Volatile Organic Compounds in Ambient Air

Lab Sample ID: MB 140-59280/5
Matrix: Air
Analysis Batch: 59280

Client Sample ID: Method Blank
Prep Type: Total/NA

Analyte	MB Result	MB Qualifier	RL	MDL	Unit	D	Prepared	Analyzed	Dil Fac
1,1,1-Trichloroethane	ND		1.1	0.39	ug/m3			03/02/22 12:29	1
1,1-Dichloroethane	ND		0.81	0.11	ug/m3			03/02/22 12:29	1
1,1-Dichloroethene	ND		0.79	0.13	ug/m3			03/02/22 12:29	1
1,2-Dichloroethane	ND		0.81	0.10	ug/m3			03/02/22 12:29	1
Benzene	ND		0.64	0.11	ug/m3			03/02/22 12:29	1
Carbon tetrachloride	ND		1.3	0.20	ug/m3			03/02/22 12:29	1
Chloroform	ND		0.98	0.18	ug/m3			03/02/22 12:29	1
cis-1,2-Dichloroethene	ND		0.79	0.099	ug/m3			03/02/22 12:29	1
Methylene Chloride	ND		3.5	1.2	ug/m3			03/02/22 12:29	1
Tetrachloroethene	ND		1.4	0.20	ug/m3			03/02/22 12:29	1
trans-1,2-Dichloroethene	ND		0.79	0.13	ug/m3			03/02/22 12:29	1
Trichloroethene	ND		1.1	0.18	ug/m3			03/02/22 12:29	1
Vinyl chloride	ND		1.0	0.17	ug/m3			03/02/22 12:29	1
1,2-Dichloroethene, Total	ND		1.6	0.099	ug/m3			03/02/22 12:29	1

Surrogate	*MB %Recovery*	*MB Qualifier*	*Limits*	*Prepared*	*Analyzed*	*Dil Fac*
4-Bromofluorobenzene (Surr)	*89*		*60 - 140*		*03/02/22 12:29*	*1*

Lab Sample ID: LCS 140-59280/1002
Matrix: Air
Analysis Batch: 59280

Client Sample ID: Lab Control Sample
Prep Type: Total/NA

Analyte	Spike Added	LCS Result	LCS Qualifier	Unit	D	%Rec	%Rec. Limits
1,1,1-Trichloroethane	10.9	11.0		ug/m3		101	70 - 130
1,1-Dichloroethane	8.09	8.36		ug/m3		103	70 - 130
1,1-Dichloroethene	7.93	8.11		ug/m3		102	70 - 130
1,2-Dichloroethane	8.09	8.53		ug/m3		105	70 - 130
Benzene	6.39	6.81		ug/m3		107	70 - 130
Carbon tetrachloride	12.6	13.5		ug/m3		108	70 - 130
Chloroform	9.77	8.88		ug/m3		91	70 - 130
cis-1,2-Dichloroethene	7.93	8.23		ug/m3		104	70 - 130
Methylene Chloride	6.95	5.90		ug/m3		85	70 - 130
Tetrachloroethene	13.6	13.5		ug/m3		99	70 - 130
trans-1,2-Dichloroethene	7.93	8.42		ug/m3		106	70 - 130
Trichloroethene	10.7	12.3		ug/m3		114	70 - 130
Vinyl chloride	5.11	4.41		ug/m3		86	70 - 130

Surrogate	*LCS %Recovery*	*LCS Qualifier*	*Limits*
4-Bromofluorobenzene (Surr)	*91*		*60 - 140*

QC Association Summary

Client: GHD Services Inc.
Project/Site: 058507, GM-Lockport, SSOW 256042

Job ID: 480-195358-1

Air - GC/MS VOA

Analysis Batch: 59280

Lab Sample ID	Client Sample ID	Prep Type	Matrix	Method	Prep Batch
480-195358-1	7W-3-022822	Total/NA	Air	TO-14A	59375
480-195358-2	7W-7-022822	Total/NA	Air	TO-14A	59375
480-195358-3	8-3-022822	Total/NA	Air	TO-14A	59375
MB 140-59280/5	Method Blank	Total/NA	Air	TO-14A	
LCS 140-59280/1002	Lab Control Sample	Total/NA	Air	TO-14A	

Prep Batch: 59375

Lab Sample ID	Client Sample ID	Prep Type	Matrix	Method	Prep Batch
480-195358-1	7W-3-022822	Total/NA	Air	Air Transfer	
480-195358-2	7W-7-022822	Total/NA	Air	Air Transfer	
480-195358-3	8-3-022822	Total/NA	Air	Air Transfer	

Lab Chronicle

Client: GHD Services Inc.
Project/Site: 058507, GM-Lockport, SSOW 256042

Job ID: 480-195358-1

Client Sample ID: 7W-3-022822

Lab Sample ID: 480-195358-1

Date Collected: 02/28/22 13:20
Matrix: Air
Date Received: 03/01/22 10:20

Prep Type	Batch Type	Batch Method	Run	Dilution Factor	Batch Number	Prepared or Analyzed	Analyst	Lab
Total/NA	Prep	Air Transfer			59375	03/02/22 09:39	BRS	TAL KNX
Total/NA	Analysis	TO-14A		6.73	59280	03/02/22 22:32	S1K	TAL KNX

Client Sample ID: 7W-7-022822

Lab Sample ID: 480-195358-2

Date Collected: 02/28/22 13:30
Matrix: Air
Date Received: 03/01/22 10:20

Prep Type	Batch Type	Batch Method	Run	Dilution Factor	Batch Number	Prepared or Analyzed	Analyst	Lab
Total/NA	Prep	Air Transfer			59375	03/02/22 09:39	BRS	TAL KNX
Total/NA	Analysis	TO-14A		5.23	59280	03/02/22 23:14	S1K	TAL KNX

Client Sample ID: 8-3-022822

Lab Sample ID: 480-195358-3

Date Collected: 02/28/22 11:35
Matrix: Air
Date Received: 03/01/22 10:20

Prep Type	Batch Type	Batch Method	Run	Dilution Factor	Batch Number	Prepared or Analyzed	Analyst	Lab
Total/NA	Prep	Air Transfer			59375	03/02/22 09:39	BRS	TAL KNX
Total/NA	Analysis	TO-14A		60	59280	03/02/22 23:58	S1K	TAL KNX

Laboratory References:

TAL KNX = Eurofins Knoxville, 5815 Middlebrook Pike, Knoxville, TN 37921, TEL (865)291-3000

Accreditation/Certification Summary

Client: GHD Services Inc.
Project/Site: 058507, GM-Lockport, SSOW 256042

Job ID: 480-195358-1

Laboratory: Eurofins Knoxville

Unless otherwise noted, all analytes for this laboratory were covered under each accreditation/certification below.

Authority	Program	Identification Number	Expiration Date
New York	NELAP	10781	03-31-22

The following analytes are included in this report, but the laboratory is not certified by the governing authority. This list may include analytes for which the agency does not offer certification.

Analysis Method	Prep Method	Matrix	Analyte
TO-14A	Air Transfer	Air	1,2-Dichloroethene, Total
TO-14A	Air Transfer	Air	trans-1,2-Dichloroethene

Method Summary

Client: GHD Services Inc.
Project/Site: 058507, GM-Lockport, SSOW 256042

Job ID: 480-195358-1

Method	Method Description	Protocol	Laboratory
TO-14A	Volatile Organic Compounds in Ambient Air	EPA-21	TAL KNX
Air Transfer	Transfer Air Matrix to Summa Canister	None	TAL KNX

Protocol References:

EPA-21 = "Compendium Of Methods For The Determination Of Toxic Organic Compounds In Ambient Air", Second Edition, EPA/625/R-96/010B, January 1999
None = None

Laboratory References:

TAL KNX = Eurofins Knoxville, 5815 Middlebrook Pike, Knoxville, TN 37921, TEL (865)291-3000

Sample Summary

Client: GHD Services Inc.
Project/Site: 058507, GM-Lockport, SSOW 256042

Job ID: 480-195358-1

Lab Sample ID	Client Sample ID	Matrix	Collected	Received
480-195358-1	7W-3-022822	Air	02/28/22 13:20	03/01/22 10:20
480-195358-2	7W-7-022822	Air	02/28/22 13:30	03/01/22 10:20
480-195358-3	8-3-022822	Air	02/28/22 11:35	03/01/22 10:20

Eurofins Knoxville
5815 Middlebrook Pike
Knoxville, TN 37921
Phone: 865-291-3000 Fax: 865-584-4315

Chain of Custody Record

eurofins | Environment Testing America

Client Information	Sampler: T. Bohlen / M. Brown	Lab PM: Heckler, Denise D	Carrier Tracking No(s):	COC No: 480-170828-31731.1
Client Contact: Mr. Thomas Bohlen	Phone: 716 570 5983	E-Mail: Denise.Heckler@Eurofinset.com	State of Origin:	Page: Page 1 of 1
Company: GZA GeoEnvironmental, Inc.	PWSID:			Job #:
Address: 300 Pearl St. Suite 700	Due Date Requested:			
City: Buffalo	TAT Requested (days): Std.			
State, Zip: NY, 14202	Compliance Project: Δ Yes Δ No			
Phone:	PO #: Purchase Order Requested			
Email: thomas.bohlen@gza.com	WO #: 58507			
Project Name: 058507, GM-Lockport Air Samples	Project #: 48009685			
Site: GM Lockport	SSOW#:			

Analysis Requested

Preservation Codes:
A - HCL, B - NaOH, C - Zn Acetate, D - Nitric Acid, E - NaHSO4, F - MeOH, G - Amchlor, H - Ascorbic Acid, I - Ice, J - DI Water, K - EDTA, L - EDA
M - Hexane, N - None, O - AsNaO2, P - Na2O4S, Q - Na2SO3, R - Na2S2O3, S - H2SO4, T - TSP Dodecahydrate, U - Acetone, V - MCAA, W - pH 4-5, Z - other (specify)
Other:

Sample Identification	Sample Date	Sample Time	Sample Type (C=Comp, G=grab)	Matrix (W=water, S=solid, O=waste/oil, BT=Tissue, A=Air)	Field Filtered Sample (Yes or No)	Perform MS/MSD (Yes or No)	TO_14A - VOCs	Total Number of containers	Special Instructions/Note: Screening:
			Preservation Code:				N		
~~BTS~~ 7W-3-022822	2/28/22	1330	G	Air			X		5.0 ppm
7W-7-022822	↓	1330	↓	Air			X		5.0 ppm
6-3-022822	↓	1135	↓	Air			X		4.3 ppm

Rec. @ ambient
Custody Seal intact
1 cooler RD 03.01.22
Fedex # 5602 1159 8586

480-195358 Chain of Custody

Possible Hazard Identification
☐ Non-Hazard ☐ Flammable ☐ Skin Irritant ☐ Poison B ☐ Unknown ☐ Radiological

Sample Disposal (A fee may be assessed if samples are retained longer than 1 month)
☐ Return To Client ☒ Disposal By Lab ☐ Archive For _____ Months

Deliverable Requested: I, II, III, IV, Other (specify)

Special Instructions/QC Requirements:

Empty Kit Relinquished by:	Date:	Time:	Method of Shipment:

Relinquished by	Date/Time	Company	Received by	Date/Time	Company
[signature]	2/28/22 1527	GZA	[signature]	03.01.22 10:20	ETAKNX
Relinquished by:	Date/Time:	Company	Received by:	Date/Time:	Company
Relinquished by:	Date/Time:	Company	Received by:	Date/Time:	Company

Custody Seals Intact: Δ Yes Δ No | Custody Seal No.: | Cooler Temperature(s) °C and Other Remarks:

Ver: 06/08/2021

Loc: 480

195358

EUROFINS/TESTAMERICA KNOXVILLE SAMPLE RECEIPT/CONDITION UPON RECEIPT ANOMALY CHECKLIST

Log In Number:

Review Items	Yes	No	NA	If No, what was the problem?
1. Are the shipping containers intact?	✓			☐ **Containers, Broken**
2. Were ambient air containers received intact?	✓			☐ Checked in lab
3. The coolers/containers custody seal if present, is it intact?	✓			☐ Yes ☐ NA
4. Is the cooler temperature within limits? (> freezing temp. of water to 6 °C, VOST: 10°C) Thermometer ID :_____ Correction factor: _____			✓	☐ **Cooler Out of Temp, Client Contacted, Proceed/Cancel** ☐ **Cooler Out of Temp, Same Day Receipt**
5. Were all of the sample containers received intact?	✓			☐ **Containers, Broken**
6. Were samples received in appropriate containers?				☐ **Containers, Improper; Client Contacted; Proceed/Cancel**
7. Do sample container labels match COC? (IDs, Dates, Times)	✓			☐ **COC & Samples Do Not Match** ☐ **COC Incorrect/Incomplete** ☐ **COC Not Received**
8. Were all of the samples listed on the COC received?	✓			☐ **Sample Received, Not on COC** ☐ **Sample on COC, Not Received**
9. Is the date/time of sample collection noted?	✓			☐ **COC; No Date/Time; Client Contacted**
10. Was the sampler identified on the COC?	✓			☐ **Sampler Not Listed on COC**
11. Is the client and project name/# identified?	✓			☐ **COC Incorrect/Incomplete**
12. Are tests/parameters listed for each sample?	✓			☐ **COC No tests on COC**
13. Is the matrix of the samples noted?	✓			☐ **COC Incorrect/Incomplete**
14. Was COC relinquished? (Signed/Dated/Timed)	✓			☐ **COC Incorrect/Incomplete**
15. Were samples received within holding time?	✓			☐ **Holding Time - Receipt**
16. Were samples received with correct chemical preservative (excluding Encore)?			✓	☐ **pH Adjusted, pH Included (See box 16A)** ☐ **Incorrect Preservative**
17. Were VOA samples received without headspace?			✓	☐ **Headspace (VOA only)**
18. Did you check for residual chlorine, if necessary? (e.g. 1613B, 1668) Chlorine test strip lot number:_____			✓	☐ **Residual Chlorine**
19. For 1613B water samples is pH<9?			✓	☐ If no, notify lab to adjust
20. For rad samples was sample activity info. Provided?			✓	☐ Project missing info

Comments/Actions Taken

Labeling Verified by: **Date:**

pH test strip lot number:

Box 16A: pH Preservation	Box 18A: Residual Chlorine
Preservative:	
Lot Number:	
Exp Date:	
Analyst:	
Date:	
Time:	

Project #: 48009685 PM Instructions:

Sample Receiving Associate: Date: 03.01.22

QA026R32.doc, 062719

Summa Canister Dilution Worksheet

Client: GHD Services Inc.
Project/Site: 058507, GM-Lockport, SSOW 256042

Job No.: 480-195358-1

Lab Sample ID	Canister Volume (L)	Preadjusted Pressure ("Hg)	Preadjusted Pressure (atm)	Preadjusted Volume (L)	Adjusted Pressure (psig)	Adjusted Pressure (atm)	Adjusted Volume (L)	Initial Volume (mL)	Dilution Factor	Final Dilution Factor	Pressure Gauge ID	Date		Analyst Initals
480-195358-1	0	-25.2	0.16	0.00	0.9	1.06	0.00		6.73	6.73	g5	03/02/22	9:41	BRS
480-195358-2	0	-24.2	0.19	0.00	0.0	1.00	0.00		5.23	5.23	g5	03/02/22	9:44	BRS
480-195358-3	6	0	1.00	6.00	0.0	1.00	6.00	100	60.00	60.00	g5 34002121	03/02/22	9:54	BRS

Formulae:

Preadjusted Volume (L) = ((Preadjusted Pressure ("Hg) + 29.92 "Hg) * Vol L) / 29.92 "Hg
Adjusted Volume (L) = ((Adjusted Pressure (psig) + 14.7 psig)* Vol L) / 14.7 psig
Dilution Factor = Adjusted Volume (L) / Preadjusted Volume (L)

Where:

29.92 "Hg = Standard atmospheric pressure in inches of Mercury (“Hg)
14.7 psig = Standard atmospheric pressure in pounds per square inch gauge (psig)

APPENDIX B

2022 Summary of SSDS Performance Sampling Results

HALEY ALDRICH

PRODUCT INVENTORY
GMCH Lockport - BCP Site #932138
List specific products found that have the potential to affect indoor air quality

Date	Sample Location	Product Description	Size (units)	Condition	Chemical Ingredients	OVM Screening Results in Sample Location Area (PPM)	Photo Y/N
3/1/2022	7A-IA-1	No containerized material observed in screening area	N/A	N/A	N/A	0.0 (background)	N
3/1/2022	7A-IA-2	Various janitorial supplies in caged storage area	No access	No access	No access	0.1 (background)	N
3/1/2022	8-IA-1	No containerized material observed in screening area	N/A	N/A	N/A	0.2 (background)	N
3/1/2022	8-IA-2	Parts Washer - located slightly north of sample location	55 gallon	Used	Solvent	0.0 (background), 11.6 at parts washer	N
3/1/2022	10-IA-1	No containerized material observed in screening area or in finished products on racks	N/A	N/A	N/A	0.0 (background)	N
3/1/2022	10-IA-2	No containerized material observed in screening area or in finished products on racks	N/A	N/A	N/A	0.4 (background)	N
3/2/2022	7W-IA-1	Used Oil - located slightly west of sample location	55 gallon	Used	fuel storage	0.9 (background)	N
		Soiled Sorbits - located slightly west of sample location	55 gallon	Used	oil absorbant	0.9 (background), 2.1 at container	N
3/2/2022	7W-IA-2	Flammable Storage Cabinet - located slightly east of sample location	N/A	N/A	N/A	1.3 (background)	N
3/2/2022	7W-IA-3	No containerized material observed in screening area	N/A	N/A	N/A	2.8 (background)	N
3/2/2022	7W-IA-4	No containerized material observed in screening area	N/A	N/A	N/A	3.2 (background)	N
3/2/2022	7W-IA-5	Silicone- located slightly north of sample location	55 gallon	Unopened	Lubricating Oil	4.3 (background)	N
		Used Oil - located slightly north of sample location	55 gallon	Used	fuel storage	3.9 (background)	N
		Inland 19 Oil - located slightly north of sample location	55 gallon	Unopened	Lubricating Oil	4.3 (background)	N
		Moly Oil - located slightly north of sample location	55 gallon	Unopened	Lubricating Oil	4.3 (background)	N
		DL-498-Oil - located slightly north of sample location	55 gallon	Unopened	Lubricating Oil	4.3 (background)	N
		Oily Material - located slightly north of sample location	55 gallon	Used	Lubricating Oil	3.9 (background)	N
3/2/2022	7E-IA-1	No containerized material observed in screening area - observed a small above ground storage tank in area west of sample locations used for diesel fuel	110 gallon	Used	fuel storage	1.7 (background), 21.8 at tank area	N
3/2/2022	7E-IA-2	No containerized material observed in screening area	N/A	N/A	N/A	1.5 (background)	N

Describe the condition of the product containers as Unopened (UO), used (U), or Deteriorated (D).

Air/Vapor Sampling Form

Client: GMCH Components Holdings LLC

Location: GM Lockport

GZA Project No.: 21.0056546.20 Task 8

Sample ID	Location	Start Date	Lab	Canister No.	Canister Size	Canister Type	Pressure (in Hg) Intial	Pressure (in Hg) Final	Flow Controller No.	Flow Controller Type	Flow Rate (±5%)	Purging Purge Rate	Purging Purge Volume	Tedlar Bag Size	Tedlar Bag Fill Rate	Leak/Tracer Test Initial Reading	Leak/Tracer Test End Reading	Start Time	End Time
OA-1-2022	SW bdg 10	3/1/22	TA	2594	6L	Summa Canister	27	7	6554	8 hrs	11.5 ml/min							0737	1507
10-1A-1-2022	//	//		3404			28	7	4724									0745	1511
10-1A-2-2022	//	//		3264			26	5	3955									0748	1358
8-1A-2-2022	Bdg 10	//		3367			30	7	2082									0800	1546
8-1A-1-2022	//	//		2512			28	5	6563									0759	1518
7A-1A-1-2022	Bdg 7A	//		2959			30	11	3943									0808	1608
7A-1A-2-2022	//	//		2662			26	6	3167									0814	1527
7W-1A-2-2022	7W	3/2/22	TA	2508			30	5	6113									0740	1531
7W-1A-1-2022				3661			27	7	3737									0742	1542
7W-1A-3-2022				3154			28	7	5232									0747	1540
7W-1A-4-2022				3255			28	12	3746									0752	1552
7W-1A-5-2022				2977			30	6	6557									0757	1545
7E-1A-1-2022				3258			30	7	3480									0803	1548
7E-1A-2-2022				3410			30	5	2530									0805	1549
OA-2-2022				5462			26	5	4178									0814	1447

Climate

Date	Time	Temp. (°F) Indoor	Temp. (°F) Outdoor	Humidity	Wind (mph)	Press. (in.)	Precip. (in.)
3/1/22	0737/1608	68	40				0
3/2/22	0740/1552	68	34				0

Notes

Wind SW 3/1/22 & 3/2/22

eurofins | Environment Testing America

ANALYTICAL REPORT

Eurofins TestAmerica, Burlington
530 Community Drive
Suite 11
South Burlington, VT 05403
Tel: (802)660-1990

Laboratory Job ID: 200-59462-1
Client Project/Site: 058507, GM Lockport SSOW 256042

For:
GHD Services Inc.
2055 Niagara Falls Blvd., Suite 3
Niagara Falls, New York 14304

Attn: Kathleen Willy

Authorized for release by:
7/30/2021 2:30:49 PM

Denise Heckler, Project Manager II
(330)966-9477
Denise.Heckler@Eurofinset.com

LINKS

Review your project results through TotalAccess

Have a Question? Ask The Expert

Visit us at: www.eurofinsus.com/Env

The test results in this report meet all 2003 NELAC, 2009 TNI, and 2016 TNI requirements for accredited parameters, exceptions are noted in this report. This report may not be reproduced except in full, and with written approval from the laboratory. For questions please contact the Project Manager at the e-mail address or telephone number listed on this page.

This report has been electronically signed and authorized by the signatory. Electronic signature is intended to be the legally binding equivalent of a traditionally handwritten signature.

Results relate only to the items tested and the sample(s) as received by the laboratory.

Table of Contents

Cover Page 1
Table of Contents 2
Definitions/Glossary 3
Case Narrative 4
Detection Summary 5
Client Sample Results 7
QC Sample Results 12
QC Association Summary 16
Lab Chronicle 17
Certification Summary 18
Method Summary 19
Sample Summary 20
Chain of Custody 21
Receipt Checklists 23
Clean Canister Certification 24
Pre-Ship Certification 24
Clean Canister Data 25
Air Canister Dilution 63

Definitions/Glossary

Client: GHD Services Inc.
Project/Site: 058507, GM Lockport SSOW 256042

Job ID: 200-59462-1

Qualifiers

Air - GC/MS VOA

Qualifier	Qualifier Description
J	Result is less than the RL but greater than or equal to the MDL and the concentration is an approximate value.

Glossary

Abbreviation	These commonly used abbreviations may or may not be present in this report.
¤	Listed under the "D" column to designate that the result is reported on a dry weight basis
%R	Percent Recovery
CFL	Contains Free Liquid
CFU	Colony Forming Unit
CNF	Contains No Free Liquid
DER	Duplicate Error Ratio (normalized absolute difference)
Dil Fac	Dilution Factor
DL	Detection Limit (DoD/DOE)
DL, RA, RE, IN	Indicates a Dilution, Re-analysis, Re-extraction, or additional Initial metals/anion analysis of the sample
DLC	Decision Level Concentration (Radiochemistry)
EDL	Estimated Detection Limit (Dioxin)
LOD	Limit of Detection (DoD/DOE)
LOQ	Limit of Quantitation (DoD/DOE)
MCL	EPA recommended "Maximum Contaminant Level"
MDA	Minimum Detectable Activity (Radiochemistry)
MDC	Minimum Detectable Concentration (Radiochemistry)
MDL	Method Detection Limit
ML	Minimum Level (Dioxin)
MPN	Most Probable Number
MQL	Method Quantitation Limit
NC	Not Calculated
ND	Not Detected at the reporting limit (or MDL or EDL if shown)
NEG	Negative / Absent
POS	Positive / Present
PQL	Practical Quantitation Limit
PRES	Presumptive
QC	Quality Control
RER	Relative Error Ratio (Radiochemistry)
RL	Reporting Limit or Requested Limit (Radiochemistry)
RPD	Relative Percent Difference, a measure of the relative difference between two points
TEF	Toxicity Equivalent Factor (Dioxin)
TEQ	Toxicity Equivalent Quotient (Dioxin)
TNTC	Too Numerous To Count

Job ID: 200-59462-1

Laboratory: Eurofins TestAmerica, Burlington

Narrative

Job Narrative
200-59462-1

Comments
No additional comments.

Receipt
The samples were received on 7/29/2021 10:30 AM. Unless otherwise noted below, the samples arrived in good condition.

Receipt Exceptions
During the canister pressure check performed upon receipt, it was observed that the following samples were received at an elevated residual vacuum level: 10-IA-2-072721 (200-59462-1), 10-IA-1-072721 (200-59462-2) and OA-072721 (200-59462-3). The associated flow controllers were set at 24 hours.

Air Toxics
No analytical or quality issues were noted, other than those described in the Definitions/Glossary page.

Detection Summary

Client: GHD Services Inc.
Project/Site: 058507, GM Lockport SSOW 256042

Job ID: 200-59462-1

Client Sample ID: 10-IA-2-072721 — Lab Sample ID: 200-59462-1

Analyte	Result	Qualifier	RL	MDL	Unit	Dil Fac	D	Method	Prep Type
Dichlorodifluoromethane	2.8		2.5	0.54	ug/m3	1		TO-15	Total/NA
Freon 22	1.9		1.8	0.39	ug/m3	1		TO-15	Total/NA
Chloromethane	1.6		1.0	0.25	ug/m3	1		TO-15	Total/NA
n-Butane	10		1.2	0.45	ug/m3	1		TO-15	Total/NA
Trichlorofluoromethane	2.1		1.1	0.29	ug/m3	1		TO-15	Total/NA
Freon TF	0.52	J	1.5	0.42	ug/m3	1		TO-15	Total/NA
Acetone	28		12	4.8	ug/m3	1		TO-15	Total/NA
Isopropyl alcohol	15		12	2.4	ug/m3	1		TO-15	Total/NA
Methylene Chloride	26		1.7	0.59	ug/m3	1		TO-15	Total/NA
n-Hexane	11		1.8	0.81	ug/m3	1		TO-15	Total/NA
Methyl Ethyl Ketone	5.1		1.5	0.50	ug/m3	1		TO-15	Total/NA
Cyclohexane	3.3		0.69	0.12	ug/m3	1		TO-15	Total/NA
2,2,4-Trimethylpentane	0.39	J	0.93	0.16	ug/m3	1		TO-15	Total/NA
Benzene	1.0		0.64	0.24	ug/m3	1		TO-15	Total/NA
n-Heptane	2.2		0.82	0.24	ug/m3	1		TO-15	Total/NA
Toluene	12		0.75	0.35	ug/m3	1		TO-15	Total/NA
Tetrachloroethene	1.4		1.4	0.18	ug/m3	1		TO-15	Total/NA
Ethylbenzene	1.1		0.87	0.43	ug/m3	1		TO-15	Total/NA
m,p-Xylene	3.4		2.2	0.74	ug/m3	1		TO-15	Total/NA
Xylene, o-	1.3		0.87	0.41	ug/m3	1		TO-15	Total/NA
Xylene (total)	4.7		3.0	1.1	ug/m3	1		TO-15	Total/NA
Styrene	2.1		0.85	0.14	ug/m3	1		TO-15	Total/NA
Cumene	0.28	J	0.98	0.18	ug/m3	1		TO-15	Total/NA
1,3,5-Trimethylbenzene	0.22	J	0.98	0.22	ug/m3	1		TO-15	Total/NA
1,2,4-Trimethylbenzene	0.59	J	0.98	0.23	ug/m3	1		TO-15	Total/NA
Naphthalene	1.2	J	2.6	0.89	ug/m3	1		TO-15	Total/NA

Client Sample ID: 10-IA-1-072721 — Lab Sample ID: 200-59462-2

Analyte	Result	Qualifier	RL	MDL	Unit	Dil Fac	D	Method	Prep Type
Dichlorodifluoromethane	2.9		2.5	0.54	ug/m3	1		TO-15	Total/NA
Freon 22	2.1		1.8	0.39	ug/m3	1		TO-15	Total/NA
Chloromethane	1.6		1.0	0.25	ug/m3	1		TO-15	Total/NA
n-Butane	9.2		1.2	0.45	ug/m3	1		TO-15	Total/NA
Trichlorofluoromethane	2.2		1.1	0.29	ug/m3	1		TO-15	Total/NA
Freon TF	0.42	J	1.5	0.42	ug/m3	1		TO-15	Total/NA
Acetone	33		12	4.8	ug/m3	1		TO-15	Total/NA
Isopropyl alcohol	19		12	2.4	ug/m3	1		TO-15	Total/NA
Carbon disulfide	0.40	J	1.6	0.40	ug/m3	1		TO-15	Total/NA
Methylene Chloride	31		1.7	0.59	ug/m3	1		TO-15	Total/NA
n-Hexane	14		1.8	0.81	ug/m3	1		TO-15	Total/NA
Methyl Ethyl Ketone	6.5		1.5	0.50	ug/m3	1		TO-15	Total/NA
Chloroform	0.43	J	0.98	0.22	ug/m3	1		TO-15	Total/NA
Cyclohexane	3.9		0.69	0.12	ug/m3	1		TO-15	Total/NA
Carbon tetrachloride	0.50	J	1.3	0.20	ug/m3	1		TO-15	Total/NA
2,2,4-Trimethylpentane	0.43	J	0.93	0.16	ug/m3	1		TO-15	Total/NA
Benzene	1.2		0.64	0.24	ug/m3	1		TO-15	Total/NA
n-Heptane	1.5		0.82	0.24	ug/m3	1		TO-15	Total/NA
Toluene	14		0.75	0.35	ug/m3	1		TO-15	Total/NA
Tetrachloroethene	1.1	J	1.4	0.18	ug/m3	1		TO-15	Total/NA
Ethylbenzene	1.3		0.87	0.43	ug/m3	1		TO-15	Total/NA

This Detection Summary does not include radiochemical test results.

Detection Summary

Client: GHD Services Inc.
Project/Site: 058507, GM Lockport SSOW 256042

Job ID: 200-59462-1

Client Sample ID: 10-IA-1-072721 (Continued) — Lab Sample ID: 200-59462-2

Analyte	Result	Qualifier	RL	MDL	Unit	Dil Fac	D	Method	Prep Type
m,p-Xylene	3.1		2.2	0.74	ug/m3	1		TO-15	Total/NA
Xylene, o-	1.3		0.87	0.41	ug/m3	1		TO-15	Total/NA
Xylene (total)	4.4		3.0	1.1	ug/m3	1		TO-15	Total/NA
Styrene	3.3		0.85	0.14	ug/m3	1		TO-15	Total/NA
Cumene	0.23	J	0.98	0.18	ug/m3	1		TO-15	Total/NA
n-Propylbenzene	0.29	J	0.98	0.23	ug/m3	1		TO-15	Total/NA
4-Ethyltoluene	0.29	J	0.98	0.25	ug/m3	1		TO-15	Total/NA
1,3,5-Trimethylbenzene	0.25	J	0.98	0.22	ug/m3	1		TO-15	Total/NA
1,2,4-Trimethylbenzene	0.88	J	0.98	0.23	ug/m3	1		TO-15	Total/NA
Naphthalene	0.89	J	2.6	0.89	ug/m3	1		TO-15	Total/NA

Client Sample ID: OA-072721 — Lab Sample ID: 200-59462-3

Analyte	Result	Qualifier	RL	MDL	Unit	Dil Fac	D	Method	Prep Type
Dichlorodifluoromethane	2.9		2.5	0.54	ug/m3	1		TO-15	Total/NA
Freon 22	1.8		1.8	0.39	ug/m3	1		TO-15	Total/NA
Chloromethane	1.5		1.0	0.25	ug/m3	1		TO-15	Total/NA
n-Butane	8.3		1.2	0.45	ug/m3	1		TO-15	Total/NA
Trichlorofluoromethane	2.2		1.1	0.29	ug/m3	1		TO-15	Total/NA
Acetone	30		12	4.8	ug/m3	1		TO-15	Total/NA
Isopropyl alcohol	20		12	2.4	ug/m3	1		TO-15	Total/NA
Carbon disulfide	0.85	J	1.6	0.40	ug/m3	1		TO-15	Total/NA
Methylene Chloride	45		1.7	0.59	ug/m3	1		TO-15	Total/NA
n-Hexane	15		1.8	0.81	ug/m3	1		TO-15	Total/NA
Methyl Ethyl Ketone	7.5		1.5	0.50	ug/m3	1		TO-15	Total/NA
Chloroform	0.44	J	0.98	0.22	ug/m3	1		TO-15	Total/NA
Cyclohexane	6.2		0.69	0.12	ug/m3	1		TO-15	Total/NA
Carbon tetrachloride	0.53	J	1.3	0.20	ug/m3	1		TO-15	Total/NA
2,2,4-Trimethylpentane	0.64	J	0.93	0.16	ug/m3	1		TO-15	Total/NA
Benzene	1.4		0.64	0.24	ug/m3	1		TO-15	Total/NA
n-Heptane	1.3		0.82	0.24	ug/m3	1		TO-15	Total/NA
Toluene	16		0.75	0.35	ug/m3	1		TO-15	Total/NA
Tetrachloroethene	0.25	J	1.4	0.18	ug/m3	1		TO-15	Total/NA
Ethylbenzene	1.3		0.87	0.43	ug/m3	1		TO-15	Total/NA
m,p-Xylene	2.8		2.2	0.74	ug/m3	1		TO-15	Total/NA
Xylene, o-	1.3		0.87	0.41	ug/m3	1		TO-15	Total/NA
Xylene (total)	4.1		3.0	1.1	ug/m3	1		TO-15	Total/NA
Styrene	4.0		0.85	0.14	ug/m3	1		TO-15	Total/NA
Cumene	0.29	J	0.98	0.18	ug/m3	1		TO-15	Total/NA
n-Propylbenzene	0.29	J	0.98	0.23	ug/m3	1		TO-15	Total/NA
1,3,5-Trimethylbenzene	0.26	J	0.98	0.22	ug/m3	1		TO-15	Total/NA
1,2,4-Trimethylbenzene	0.87	J	0.98	0.23	ug/m3	1		TO-15	Total/NA

This Detection Summary does not include radiochemical test results.

Client Sample Results

Client: GHD Services Inc.
Project/Site: 058507, GM Lockport SSOW 256042

Job ID: 200-59462-1

Client Sample ID: 10-IA-2-072721

Lab Sample ID: 200-59462-1
Matrix: Air

Date Collected: 07/27/21 19:20
Date Received: 07/29/21 10:30
Sample Container: Summa Canister 6L

Method: TO-15 - Volatile Organic Compounds in Ambient Air

Analyte	Result	Qualifier	RL	MDL	Unit	D	Prepared	Analyzed	Dil Fac
Dichlorodifluoromethane	**2.8**		2.5	0.54	ug/m3			07/29/21 15:24	1
Freon 22	**1.9**		1.8	0.39	ug/m3			07/29/21 15:24	1
1,2-Dichlorotetrafluoroethane	ND		1.4	0.38	ug/m3			07/29/21 15:24	1
Chloromethane	**1.6**		1.0	0.25	ug/m3			07/29/21 15:24	1
n-Butane	**10**		1.2	0.45	ug/m3			07/29/21 15:24	1
Vinyl chloride	ND		0.51	0.072	ug/m3			07/29/21 15:24	1
1,3-Butadiene	ND		0.44	0.084	ug/m3			07/29/21 15:24	1
Bromomethane	ND		0.78	0.20	ug/m3			07/29/21 15:24	1
Chloroethane	ND		1.3	0.66	ug/m3			07/29/21 15:24	1
Bromoethene(Vinyl Bromide)	ND		0.87	0.37	ug/m3			07/29/21 15:24	1
Trichlorofluoromethane	**2.1**		1.1	0.29	ug/m3			07/29/21 15:24	1
Freon TF	**0.52**	**J**	1.5	0.42	ug/m3			07/29/21 15:24	1
1,1-Dichloroethene	ND		0.79	0.11	ug/m3			07/29/21 15:24	1
Acetone	**28**		12	4.8	ug/m3			07/29/21 15:24	1
Isopropyl alcohol	**15**		12	2.4	ug/m3			07/29/21 15:24	1
Carbon disulfide	ND		1.6	0.40	ug/m3			07/29/21 15:24	1
3-Chloropropene	ND		1.6	0.34	ug/m3			07/29/21 15:24	1
Methylene Chloride	**26**		1.7	0.59	ug/m3			07/29/21 15:24	1
tert-Butyl alcohol	ND		15	3.6	ug/m3			07/29/21 15:24	1
Methyl tert-butyl ether	ND		0.72	0.29	ug/m3			07/29/21 15:24	1
trans-1,2-Dichloroethene	ND		0.79	0.35	ug/m3			07/29/21 15:24	1
n-Hexane	**11**		1.8	0.81	ug/m3			07/29/21 15:24	1
1,1-Dichloroethane	ND		0.81	0.12	ug/m3			07/29/21 15:24	1
Methyl Ethyl Ketone	**5.1**		1.5	0.50	ug/m3			07/29/21 15:24	1
cis-1,2-Dichloroethene	ND		0.79	0.13	ug/m3			07/29/21 15:24	1
1,2-Dichloroethene, Total	ND		1.6	0.71	ug/m3			07/29/21 15:24	1
Chloroform	ND		0.98	0.22	ug/m3			07/29/21 15:24	1
Tetrahydrofuran	ND		15	3.5	ug/m3			07/29/21 15:24	1
1,1,1-Trichloroethane	ND		1.1	0.21	ug/m3			07/29/21 15:24	1
Cyclohexane	**3.3**		0.69	0.12	ug/m3			07/29/21 15:24	1
Carbon tetrachloride	ND		1.3	0.20	ug/m3			07/29/21 15:24	1
2,2,4-Trimethylpentane	**0.39**	**J**	0.93	0.16	ug/m3			07/29/21 15:24	1
Benzene	**1.0**		0.64	0.24	ug/m3			07/29/21 15:24	1
1,2-Dichloroethane	ND		0.81	0.61	ug/m3			07/29/21 15:24	1
n-Heptane	**2.2**		0.82	0.24	ug/m3			07/29/21 15:24	1
Trichloroethene	ND		1.1	0.13	ug/m3			07/29/21 15:24	1
Methyl methacrylate	ND		2.0	0.66	ug/m3			07/29/21 15:24	1
1,2-Dichloropropane	ND		0.92	0.40	ug/m3			07/29/21 15:24	1
1,4-Dioxane	ND		18	6.1	ug/m3			07/29/21 15:24	1
Bromodichloromethane	ND		1.3	0.27	ug/m3			07/29/21 15:24	1
cis-1,3-Dichloropropene	ND		0.91	0.091	ug/m3			07/29/21 15:24	1
methyl isobutyl ketone	ND		2.0	0.78	ug/m3			07/29/21 15:24	1
Toluene	**12**		0.75	0.35	ug/m3			07/29/21 15:24	1
trans-1,3-Dichloropropene	ND		0.91	0.40	ug/m3			07/29/21 15:24	1
1,1,2-Trichloroethane	ND		1.1	0.19	ug/m3			07/29/21 15:24	1
Tetrachloroethene	**1.4**		1.4	0.18	ug/m3			07/29/21 15:24	1
Methyl Butyl Ketone (2-Hexanone)	ND		2.0	0.82	ug/m3			07/29/21 15:24	1
Dibromochloromethane	ND		1.7	0.26	ug/m3			07/29/21 15:24	1

Client Sample ID: 10-IA-2-072721

Lab Sample ID: 200-59462-1

Date Collected: 07/27/21 19:20
Matrix: Air
Date Received: 07/29/21 10:30
Sample Container: Summa Canister 6L

Method: TO-15 - Volatile Organic Compounds in Ambient Air (Continued)

Analyte	Result	Qualifier	RL	MDL	Unit	D	Prepared	Analyzed	Dil Fac
1,2-Dibromoethane	ND		1.5	0.35	ug/m3			07/29/21 15:24	1
Chlorobenzene	ND		0.92	0.20	ug/m3			07/29/21 15:24	1
Ethylbenzene	**1.1**		0.87	0.43	ug/m3			07/29/21 15:24	1
m,p-Xylene	**3.4**		2.2	0.74	ug/m3			07/29/21 15:24	1
Xylene, o-	**1.3**		0.87	0.41	ug/m3			07/29/21 15:24	1
Xylene (total)	**4.7**		3.0	1.1	ug/m3			07/29/21 15:24	1
Styrene	**2.1**		0.85	0.14	ug/m3			07/29/21 15:24	1
Bromoform	ND		2.1	0.60	ug/m3			07/29/21 15:24	1
Cumene	**0.28**	**J**	0.98	0.18	ug/m3			07/29/21 15:24	1
1,1,2,2-Tetrachloroethane	ND		1.4	0.30	ug/m3			07/29/21 15:24	1
n-Propylbenzene	ND		0.98	0.23	ug/m3			07/29/21 15:24	1
4-Ethyltoluene	ND		0.98	0.25	ug/m3			07/29/21 15:24	1
1,3,5-Trimethylbenzene	**0.22**	**J**	0.98	0.22	ug/m3			07/29/21 15:24	1
2-Chlorotoluene	ND		1.0	0.25	ug/m3			07/29/21 15:24	1
tert-Butylbenzene	ND		1.1	0.20	ug/m3			07/29/21 15:24	1
1,2,4-Trimethylbenzene	**0.59**	**J**	0.98	0.23	ug/m3			07/29/21 15:24	1
sec-Butylbenzene	ND		1.1	0.21	ug/m3			07/29/21 15:24	1
4-Isopropyltoluene	ND		1.1	0.21	ug/m3			07/29/21 15:24	1
1,3-Dichlorobenzene	ND		1.2	0.54	ug/m3			07/29/21 15:24	1
1,4-Dichlorobenzene	ND		1.2	0.57	ug/m3			07/29/21 15:24	1
Benzyl chloride	ND		1.0	0.38	ug/m3			07/29/21 15:24	1
n-Butylbenzene	ND		1.1	0.30	ug/m3			07/29/21 15:24	1
1,2-Dichlorobenzene	ND		1.2	0.42	ug/m3			07/29/21 15:24	1
1,2,4-Trichlorobenzene	ND		3.7	1.4	ug/m3			07/29/21 15:24	1
Hexachlorobutadiene	ND		2.1	0.33	ug/m3			07/29/21 15:24	1
Naphthalene	**1.2**	**J**	2.6	0.89	ug/m3			07/29/21 15:24	1

Client Sample ID: 10-IA-1-072721

Lab Sample ID: 200-59462-2

Date Collected: 07/27/21 19:21
Matrix: Air
Date Received: 07/29/21 10:30
Sample Container: Summa Canister 6L

Method: TO-15 - Volatile Organic Compounds in Ambient Air

Analyte	Result	Qualifier	RL	MDL	Unit	D	Prepared	Analyzed	Dil Fac
Dichlorodifluoromethane	**2.9**		2.5	0.54	ug/m3			07/29/21 16:19	1
Freon 22	**2.1**		1.8	0.39	ug/m3			07/29/21 16:19	1
1,2-Dichlorotetrafluoroethane	ND		1.4	0.38	ug/m3			07/29/21 16:19	1
Chloromethane	**1.6**		1.0	0.25	ug/m3			07/29/21 16:19	1
n-Butane	**9.2**		1.2	0.45	ug/m3			07/29/21 16:19	1
Vinyl chloride	ND		0.51	0.072	ug/m3			07/29/21 16:19	1
1,3-Butadiene	ND		0.44	0.084	ug/m3			07/29/21 16:19	1
Bromomethane	ND		0.78	0.20	ug/m3			07/29/21 16:19	1
Chloroethane	ND		1.3	0.66	ug/m3			07/29/21 16:19	1
Bromoethene(Vinyl Bromide)	ND		0.87	0.37	ug/m3			07/29/21 16:19	1
Trichlorofluoromethane	**2.2**		1.1	0.29	ug/m3			07/29/21 16:19	1
Freon TF	**0.42**	**J**	1.5	0.42	ug/m3			07/29/21 16:19	1
1,1-Dichloroethene	ND		0.79	0.11	ug/m3			07/29/21 16:19	1
Acetone	**33**		12	4.8	ug/m3			07/29/21 16:19	1
Isopropyl alcohol	**19**		12	2.4	ug/m3			07/29/21 16:19	1

Client Sample Results

Client: GHD Services Inc.
Project/Site: 058507, GM Lockport SSOW 256042

Job ID: 200-59462-1

Client Sample ID: 10-IA-1-072721

Lab Sample ID: 200-59462-2
Matrix: Air

Date Collected: 07/27/21 19:21
Date Received: 07/29/21 10:30
Sample Container: Summa Canister 6L

Method: TO-15 - Volatile Organic Compounds in Ambient Air (Continued)

Analyte	Result	Qualifier	RL	MDL	Unit	D	Prepared	Analyzed	Dil Fac
Carbon disulfide	**0.40**	**J**	1.6	0.40	ug/m3			07/29/21 16:19	1
3-Chloropropene	ND		1.6	0.34	ug/m3			07/29/21 16:19	1
Methylene Chloride	**31**		1.7	0.59	ug/m3			07/29/21 16:19	1
tert-Butyl alcohol	ND		15	3.6	ug/m3			07/29/21 16:19	1
Methyl tert-butyl ether	ND		0.72	0.29	ug/m3			07/29/21 16:19	1
trans-1,2-Dichloroethene	ND		0.79	0.35	ug/m3			07/29/21 16:19	1
n-Hexane	**14**		1.8	0.81	ug/m3			07/29/21 16:19	1
1,1-Dichloroethane	ND		0.81	0.12	ug/m3			07/29/21 16:19	1
Methyl Ethyl Ketone	**6.5**		1.5	0.50	ug/m3			07/29/21 16:19	1
cis-1,2-Dichloroethene	ND		0.79	0.13	ug/m3			07/29/21 16:19	1
1,2-Dichloroethene, Total	ND		1.6	0.71	ug/m3			07/29/21 16:19	1
Chloroform	**0.43**	**J**	0.98	0.22	ug/m3			07/29/21 16:19	1
Tetrahydrofuran	ND		15	3.5	ug/m3			07/29/21 16:19	1
1,1,1-Trichloroethane	ND		1.1	0.21	ug/m3			07/29/21 16:19	1
Cyclohexane	**3.9**		0.69	0.12	ug/m3			07/29/21 16:19	1
Carbon tetrachloride	**0.50**	**J**	1.3	0.20	ug/m3			07/29/21 16:19	1
2,2,4-Trimethylpentane	**0.43**	**J**	0.93	0.16	ug/m3			07/29/21 16:19	1
Benzene	**1.2**		0.64	0.24	ug/m3			07/29/21 16:19	1
1,2-Dichloroethane	ND		0.81	0.61	ug/m3			07/29/21 16:19	1
n-Heptane	**1.5**		0.82	0.24	ug/m3			07/29/21 16:19	1
Trichloroethene	ND		1.1	0.13	ug/m3			07/29/21 16:19	1
Methyl methacrylate	ND		2.0	0.66	ug/m3			07/29/21 16:19	1
1,2-Dichloropropane	ND		0.92	0.40	ug/m3			07/29/21 16:19	1
1,4-Dioxane	ND		18	6.1	ug/m3			07/29/21 16:19	1
Bromodichloromethane	ND		1.3	0.27	ug/m3			07/29/21 16:19	1
cis-1,3-Dichloropropene	ND		0.91	0.091	ug/m3			07/29/21 16:19	1
methyl isobutyl ketone	ND		2.0	0.78	ug/m3			07/29/21 16:19	1
Toluene	**14**		0.75	0.35	ug/m3			07/29/21 16:19	1
trans-1,3-Dichloropropene	ND		0.91	0.40	ug/m3			07/29/21 16:19	1
1,1,2-Trichloroethane	ND		1.1	0.19	ug/m3			07/29/21 16:19	1
Tetrachloroethene	**1.1**	**J**	1.4	0.18	ug/m3			07/29/21 16:19	1
Methyl Butyl Ketone (2-Hexanone)	ND		2.0	0.82	ug/m3			07/29/21 16:19	1
Dibromochloromethane	ND		1.7	0.26	ug/m3			07/29/21 16:19	1
1,2-Dibromoethane	ND		1.5	0.35	ug/m3			07/29/21 16:19	1
Chlorobenzene	ND		0.92	0.20	ug/m3			07/29/21 16:19	1
Ethylbenzene	**1.3**		0.87	0.43	ug/m3			07/29/21 16:19	1
m,p-Xylene	**3.1**		2.2	0.74	ug/m3			07/29/21 16:19	1
Xylene, o-	**1.3**		0.87	0.41	ug/m3			07/29/21 16:19	1
Xylene (total)	**4.4**		3.0	1.1	ug/m3			07/29/21 16:19	1
Styrene	**3.3**		0.85	0.14	ug/m3			07/29/21 16:19	1
Bromoform	ND		2.1	0.60	ug/m3			07/29/21 16:19	1
Cumene	**0.23**	**J**	0.98	0.18	ug/m3			07/29/21 16:19	1
1,1,2,2-Tetrachloroethane	ND		1.4	0.30	ug/m3			07/29/21 16:19	1
n-Propylbenzene	**0.29**	**J**	0.98	0.23	ug/m3			07/29/21 16:19	1
4-Ethyltoluene	**0.29**	**J**	0.98	0.25	ug/m3			07/29/21 16:19	1
1,3,5-Trimethylbenzene	**0.25**	**J**	0.98	0.22	ug/m3			07/29/21 16:19	1
2-Chlorotoluene	ND		1.0	0.25	ug/m3			07/29/21 16:19	1
tert-Butylbenzene	ND		1.1	0.20	ug/m3			07/29/21 16:19	1

Client Sample ID: 10-IA-1-072721

Lab Sample ID: 200-59462-2

Date Collected: 07/27/21 19:21
Matrix: Air
Date Received: 07/29/21 10:30
Sample Container: Summa Canister 6L

Method: TO-15 - Volatile Organic Compounds in Ambient Air (Continued)

Analyte	Result	Qualifier	RL	MDL	Unit	D	Prepared	Analyzed	Dil Fac
1,2,4-Trimethylbenzene	**0.88**	**J**	0.98	0.23	ug/m3			07/29/21 16:19	1
sec-Butylbenzene	ND		1.1	0.21	ug/m3			07/29/21 16:19	1
4-Isopropyltoluene	ND		1.1	0.21	ug/m3			07/29/21 16:19	1
1,3-Dichlorobenzene	ND		1.2	0.54	ug/m3			07/29/21 16:19	1
1,4-Dichlorobenzene	ND		1.2	0.57	ug/m3			07/29/21 16:19	1
Benzyl chloride	ND		1.0	0.38	ug/m3			07/29/21 16:19	1
n-Butylbenzene	ND		1.1	0.30	ug/m3			07/29/21 16:19	1
1,2-Dichlorobenzene	ND		1.2	0.42	ug/m3			07/29/21 16:19	1
1,2,4-Trichlorobenzene	ND		3.7	1.4	ug/m3			07/29/21 16:19	1
Hexachlorobutadiene	ND		2.1	0.33	ug/m3			07/29/21 16:19	1
Naphthalene	**0.89**	**J**	2.6	0.89	ug/m3			07/29/21 16:19	1

Client Sample ID: OA-072721

Lab Sample ID: 200-59462-3

Date Collected: 07/27/21 19:24
Matrix: Air
Date Received: 07/29/21 10:30
Sample Container: Summa Canister 6L

Method: TO-15 - Volatile Organic Compounds in Ambient Air

Analyte	Result	Qualifier	RL	MDL	Unit	D	Prepared	Analyzed	Dil Fac
Dichlorodifluoromethane	**2.9**		2.5	0.54	ug/m3			07/30/21 02:23	1
Freon 22	**1.8**		1.8	0.39	ug/m3			07/30/21 02:23	1
1,2-Dichlorotetrafluoroethane	ND		1.4	0.38	ug/m3			07/30/21 02:23	1
Chloromethane	**1.5**		1.0	0.25	ug/m3			07/30/21 02:23	1
n-Butane	**8.3**		1.2	0.45	ug/m3			07/30/21 02:23	1
Vinyl chloride	ND		0.51	0.072	ug/m3			07/30/21 02:23	1
1,3-Butadiene	ND		0.44	0.084	ug/m3			07/30/21 02:23	1
Bromomethane	ND		0.78	0.20	ug/m3			07/30/21 02:23	1
Chloroethane	ND		1.3	0.66	ug/m3			07/30/21 02:23	1
Bromoethene(Vinyl Bromide)	ND		0.87	0.37	ug/m3			07/30/21 02:23	1
Trichlorofluoromethane	**2.2**		1.1	0.29	ug/m3			07/30/21 02:23	1
Freon TF	ND		1.5	0.42	ug/m3			07/30/21 02:23	1
1,1-Dichloroethene	ND		0.79	0.11	ug/m3			07/30/21 02:23	1
Acetone	**30**		12	4.8	ug/m3			07/30/21 02:23	1
Isopropyl alcohol	**20**		12	2.4	ug/m3			07/30/21 02:23	1
Carbon disulfide	**0.85**	**J**	1.6	0.40	ug/m3			07/30/21 02:23	1
3-Chloropropene	ND		1.6	0.34	ug/m3			07/30/21 02:23	1
Methylene Chloride	**45**		1.7	0.59	ug/m3			07/30/21 02:23	1
tert-Butyl alcohol	ND		15	3.6	ug/m3			07/30/21 02:23	1
Methyl tert-butyl ether	ND		0.72	0.29	ug/m3			07/30/21 02:23	1
trans-1,2-Dichloroethene	ND		0.79	0.35	ug/m3			07/30/21 02:23	1
n-Hexane	**15**		1.8	0.81	ug/m3			07/30/21 02:23	1
1,1-Dichloroethane	ND		0.81	0.12	ug/m3			07/30/21 02:23	1
Methyl Ethyl Ketone	**7.5**		1.5	0.50	ug/m3			07/30/21 02:23	1
cis-1,2-Dichloroethene	ND		0.79	0.13	ug/m3			07/30/21 02:23	1
1,2-Dichloroethene, Total	ND		1.6	0.71	ug/m3			07/30/21 02:23	1
Chloroform	**0.44**	**J**	0.98	0.22	ug/m3			07/30/21 02:23	1
Tetrahydrofuran	ND		15	3.5	ug/m3			07/30/21 02:23	1
1,1,1-Trichloroethane	ND		1.1	0.21	ug/m3			07/30/21 02:23	1
Cyclohexane	**6.2**		0.69	0.12	ug/m3			07/30/21 02:23	1

Client Sample Results

Client: GHD Services Inc.
Project/Site: 058507, GM Lockport SSOW 256042

Job ID: 200-59462-1

Client Sample ID: OA-072721

Lab Sample ID: 200-59462-3

Date Collected: 07/27/21 19:24
Matrix: Air
Date Received: 07/29/21 10:30
Sample Container: Summa Canister 6L

Method: TO-15 - Volatile Organic Compounds in Ambient Air (Continued)

Analyte	Result	Qualifier	RL	MDL	Unit	D	Prepared	Analyzed	Dil Fac
Carbon tetrachloride	**0.53**	**J**	1.3	0.20	ug/m3			07/30/21 02:23	1
2,2,4-Trimethylpentane	**0.64**	**J**	0.93	0.16	ug/m3			07/30/21 02:23	1
Benzene	**1.4**		0.64	0.24	ug/m3			07/30/21 02:23	1
1,2-Dichloroethane	ND		0.81	0.61	ug/m3			07/30/21 02:23	1
n-Heptane	**1.3**		0.82	0.24	ug/m3			07/30/21 02:23	1
Trichloroethene	ND		1.1	0.13	ug/m3			07/30/21 02:23	1
Methyl methacrylate	ND		2.0	0.66	ug/m3			07/30/21 02:23	1
1,2-Dichloropropane	ND		0.92	0.40	ug/m3			07/30/21 02:23	1
1,4-Dioxane	ND		18	6.1	ug/m3			07/30/21 02:23	1
Bromodichloromethane	ND		1.3	0.27	ug/m3			07/30/21 02:23	1
cis-1,3-Dichloropropene	ND		0.91	0.091	ug/m3			07/30/21 02:23	1
methyl isobutyl ketone	ND		2.0	0.78	ug/m3			07/30/21 02:23	1
Toluene	**16**		0.75	0.35	ug/m3			07/30/21 02:23	1
trans-1,3-Dichloropropene	ND		0.91	0.40	ug/m3			07/30/21 02:23	1
1,1,2-Trichloroethane	ND		1.1	0.19	ug/m3			07/30/21 02:23	1
Tetrachloroethene	**0.25**	**J**	1.4	0.18	ug/m3			07/30/21 02:23	1
Methyl Butyl Ketone (2-Hexanone)	ND		2.0	0.82	ug/m3			07/30/21 02:23	1
Dibromochloromethane	ND		1.7	0.26	ug/m3			07/30/21 02:23	1
1,2-Dibromoethane	ND		1.5	0.35	ug/m3			07/30/21 02:23	1
Chlorobenzene	ND		0.92	0.20	ug/m3			07/30/21 02:23	1
Ethylbenzene	**1.3**		0.87	0.43	ug/m3			07/30/21 02:23	1
m,p-Xylene	**2.8**		2.2	0.74	ug/m3			07/30/21 02:23	1
Xylene, o-	**1.3**		0.87	0.41	ug/m3			07/30/21 02:23	1
Xylene (total)	**4.1**		3.0	1.1	ug/m3			07/30/21 02:23	1
Styrene	**4.0**		0.85	0.14	ug/m3			07/30/21 02:23	1
Bromoform	ND		2.1	0.60	ug/m3			07/30/21 02:23	1
Cumene	**0.29**	**J**	0.98	0.18	ug/m3			07/30/21 02:23	1
1,1,2,2-Tetrachloroethane	ND		1.4	0.30	ug/m3			07/30/21 02:23	1
n-Propylbenzene	**0.29**	**J**	0.98	0.23	ug/m3			07/30/21 02:23	1
4-Ethyltoluene	ND		0.98	0.25	ug/m3			07/30/21 02:23	1
1,3,5-Trimethylbenzene	**0.26**	**J**	0.98	0.22	ug/m3			07/30/21 02:23	1
2-Chlorotoluene	ND		1.0	0.25	ug/m3			07/30/21 02:23	1
tert-Butylbenzene	ND		1.1	0.20	ug/m3			07/30/21 02:23	1
1,2,4-Trimethylbenzene	**0.87**	**J**	0.98	0.23	ug/m3			07/30/21 02:23	1
sec-Butylbenzene	ND		1.1	0.21	ug/m3			07/30/21 02:23	1
4-Isopropyltoluene	ND		1.1	0.21	ug/m3			07/30/21 02:23	1
1,3-Dichlorobenzene	ND		1.2	0.54	ug/m3			07/30/21 02:23	1
1,4-Dichlorobenzene	ND		1.2	0.57	ug/m3			07/30/21 02:23	1
Benzyl chloride	ND		1.0	0.38	ug/m3			07/30/21 02:23	1
n-Butylbenzene	ND		1.1	0.30	ug/m3			07/30/21 02:23	1
1,2-Dichlorobenzene	ND		1.2	0.42	ug/m3			07/30/21 02:23	1
1,2,4-Trichlorobenzene	ND		3.7	1.4	ug/m3			07/30/21 02:23	1
Hexachlorobutadiene	ND		2.1	0.33	ug/m3			07/30/21 02:23	1
Naphthalene	ND		2.6	0.89	ug/m3			07/30/21 02:23	1

Method: TO-15 - Volatile Organic Compounds in Ambient Air

Lab Sample ID: MB 200-169592/6
Matrix: Air
Analysis Batch: 169592

Client Sample ID: Method Blank
Prep Type: Total/NA

Analyte	MB Result	MB Qualifier	RL	MDL	Unit	D	Prepared	Analyzed	Dil Fac
Dichlorodifluoromethane	ND		2.5	0.54	ug/m3			07/29/21 11:46	1
Freon 22	ND		1.8	0.39	ug/m3			07/29/21 11:46	1
1,2-Dichlorotetrafluoroethane	ND		1.4	0.38	ug/m3			07/29/21 11:46	1
Chloromethane	ND		1.0	0.25	ug/m3			07/29/21 11:46	1
n-Butane	ND		1.2	0.45	ug/m3			07/29/21 11:46	1
Vinyl chloride	ND		0.51	0.072	ug/m3			07/29/21 11:46	1
1,3-Butadiene	ND		0.44	0.084	ug/m3			07/29/21 11:46	1
Bromomethane	ND		0.78	0.20	ug/m3			07/29/21 11:46	1
Chloroethane	ND		1.3	0.66	ug/m3			07/29/21 11:46	1
Bromoethene(Vinyl Bromide)	ND		0.87	0.37	ug/m3			07/29/21 11:46	1
Trichlorofluoromethane	ND		1.1	0.29	ug/m3			07/29/21 11:46	1
Freon TF	ND		1.5	0.42	ug/m3			07/29/21 11:46	1
1,1-Dichloroethene	ND		0.79	0.11	ug/m3			07/29/21 11:46	1
Acetone	ND		12	4.8	ug/m3			07/29/21 11:46	1
Isopropyl alcohol	ND		12	2.4	ug/m3			07/29/21 11:46	1
Carbon disulfide	ND		1.6	0.40	ug/m3			07/29/21 11:46	1
3-Chloropropene	ND		1.6	0.34	ug/m3			07/29/21 11:46	1
Methylene Chloride	ND		1.7	0.59	ug/m3			07/29/21 11:46	1
tert-Butyl alcohol	ND		15	3.6	ug/m3			07/29/21 11:46	1
Methyl tert-butyl ether	ND		0.72	0.29	ug/m3			07/29/21 11:46	1
trans-1,2-Dichloroethene	ND		0.79	0.35	ug/m3			07/29/21 11:46	1
n-Hexane	ND		1.8	0.81	ug/m3			07/29/21 11:46	1
1,1-Dichloroethane	ND		0.81	0.12	ug/m3			07/29/21 11:46	1
Methyl Ethyl Ketone	ND		1.5	0.50	ug/m3			07/29/21 11:46	1
cis-1,2-Dichloroethene	ND		0.79	0.13	ug/m3			07/29/21 11:46	1
1,2-Dichloroethene, Total	ND		1.6	0.71	ug/m3			07/29/21 11:46	1
Chloroform	ND		0.98	0.22	ug/m3			07/29/21 11:46	1
Tetrahydrofuran	ND		15	3.5	ug/m3			07/29/21 11:46	1
1,1,1-Trichloroethane	ND		1.1	0.21	ug/m3			07/29/21 11:46	1
Cyclohexane	ND		0.69	0.12	ug/m3			07/29/21 11:46	1
Carbon tetrachloride	ND		1.3	0.20	ug/m3			07/29/21 11:46	1
2,2,4-Trimethylpentane	ND		0.93	0.16	ug/m3			07/29/21 11:46	1
Benzene	ND		0.64	0.24	ug/m3			07/29/21 11:46	1
1,2-Dichloroethane	ND		0.81	0.61	ug/m3			07/29/21 11:46	1
n-Heptane	ND		0.82	0.24	ug/m3			07/29/21 11:46	1
Trichloroethene	ND		1.1	0.13	ug/m3			07/29/21 11:46	1
Methyl methacrylate	ND		2.0	0.66	ug/m3			07/29/21 11:46	1
1,2-Dichloropropane	ND		0.92	0.40	ug/m3			07/29/21 11:46	1
1,4-Dioxane	ND		18	6.1	ug/m3			07/29/21 11:46	1
Bromodichloromethane	ND		1.3	0.27	ug/m3			07/29/21 11:46	1
cis-1,3-Dichloropropene	ND		0.91	0.091	ug/m3			07/29/21 11:46	1
methyl isobutyl ketone	ND		2.0	0.78	ug/m3			07/29/21 11:46	1
Toluene	ND		0.75	0.35	ug/m3			07/29/21 11:46	1
trans-1,3-Dichloropropene	ND		0.91	0.40	ug/m3			07/29/21 11:46	1
1,1,2-Trichloroethane	ND		1.1	0.19	ug/m3			07/29/21 11:46	1
Tetrachloroethene	ND		1.4	0.18	ug/m3			07/29/21 11:46	1
Methyl Butyl Ketone (2-Hexanone)	ND		2.0	0.82	ug/m3			07/29/21 11:46	1
Dibromochloromethane	ND		1.7	0.26	ug/m3			07/29/21 11:46	1

Method: TO-15 - Volatile Organic Compounds in Ambient Air (Continued)

Lab Sample ID: MB 200-169592/6
Matrix: Air
Analysis Batch: 169592

Client Sample ID: Method Blank
Prep Type: Total/NA

Analyte	MB Result	MB Qualifier	RL	MDL	Unit	D	Prepared	Analyzed	Dil Fac
1,2-Dibromoethane	ND		1.5	0.35	ug/m3			07/29/21 11:46	1
Chlorobenzene	ND		0.92	0.20	ug/m3			07/29/21 11:46	1
Ethylbenzene	ND		0.87	0.43	ug/m3			07/29/21 11:46	1
m,p-Xylene	ND		2.2	0.74	ug/m3			07/29/21 11:46	1
Xylene, o-	ND		0.87	0.41	ug/m3			07/29/21 11:46	1
Xylene (total)	ND		3.0	1.1	ug/m3			07/29/21 11:46	1
Styrene	ND		0.85	0.14	ug/m3			07/29/21 11:46	1
Bromoform	ND		2.1	0.60	ug/m3			07/29/21 11:46	1
Cumene	ND		0.98	0.18	ug/m3			07/29/21 11:46	1
1,1,2,2-Tetrachloroethane	ND		1.4	0.30	ug/m3			07/29/21 11:46	1
n-Propylbenzene	ND		0.98	0.23	ug/m3			07/29/21 11:46	1
4-Ethyltoluene	ND		0.98	0.25	ug/m3			07/29/21 11:46	1
1,3,5-Trimethylbenzene	ND		0.98	0.22	ug/m3			07/29/21 11:46	1
2-Chlorotoluene	ND		1.0	0.25	ug/m3			07/29/21 11:46	1
tert-Butylbenzene	ND		1.1	0.20	ug/m3			07/29/21 11:46	1
1,2,4-Trimethylbenzene	ND		0.98	0.23	ug/m3			07/29/21 11:46	1
sec-Butylbenzene	ND		1.1	0.21	ug/m3			07/29/21 11:46	1
4-Isopropyltoluene	ND		1.1	0.21	ug/m3			07/29/21 11:46	1
1,3-Dichlorobenzene	ND		1.2	0.54	ug/m3			07/29/21 11:46	1
1,4-Dichlorobenzene	ND		1.2	0.57	ug/m3			07/29/21 11:46	1
Benzyl chloride	ND		1.0	0.38	ug/m3			07/29/21 11:46	1
n-Butylbenzene	ND		1.1	0.30	ug/m3			07/29/21 11:46	1
1,2-Dichlorobenzene	ND		1.2	0.42	ug/m3			07/29/21 11:46	1
1,2,4-Trichlorobenzene	ND		3.7	1.4	ug/m3			07/29/21 11:46	1
Hexachlorobutadiene	ND		2.1	0.33	ug/m3			07/29/21 11:46	1
Naphthalene	ND		2.6	0.89	ug/m3			07/29/21 11:46	1

Lab Sample ID: LCS 200-169592/5
Matrix: Air
Analysis Batch: 169592

Client Sample ID: Lab Control Sample
Prep Type: Total/NA

Analyte	Spike Added	LCS Result	LCS Qualifier	Unit	D	%Rec	%Rec. Limits
Dichlorodifluoromethane	52.3	63.2		ug/m3		121	61 - 142
Freon 22	37.4	46.7		ug/m3		125	60 - 147
1,2-Dichlorotetrafluoroethane	74.0	83.6		ug/m3		113	71 - 141
Chloromethane	20.5	25.5		ug/m3		124	56 - 141
n-Butane	24.5	31.9		ug/m3		130	53 - 151
Vinyl chloride	25.5	31.2		ug/m3		122	61 - 135
1,3-Butadiene	21.5	29.4		ug/m3		137	58 - 139
Bromomethane	40.4	46.2		ug/m3		114	72 - 124
Chloroethane	27.9	29.1		ug/m3		104	68 - 130
Bromoethene(Vinyl Bromide)	44.0	45.5		ug/m3		104	75 - 125
Trichlorofluoromethane	58.5	69.9		ug/m3		120	70 - 129
Freon TF	81.8	83.2		ug/m3		102	70 - 121
1,1-Dichloroethene	40.4	40.8		ug/m3		101	68 - 120
Acetone	24.8	31.2		ug/m3		126	54 - 154
Isopropyl alcohol	25.0	31.3		ug/m3		125	53 - 142
Carbon disulfide	32.3	32.3		ug/m3		100	71 - 138
3-Chloropropene	33.6	22.8		ug/m3		68	50 - 150

Method: TO-15 - Volatile Organic Compounds in Ambient Air (Continued)

Lab Sample ID: LCS 200-169592/5
Matrix: Air
Analysis Batch: 169592

Client Sample ID: Lab Control Sample
Prep Type: Total/NA

Analyte	Spike Added	LCS Result	LCS Qualifier	Unit	D	%Rec	%Rec. Limits
Methylene Chloride	35.6	42.8		ug/m3		120	59 - 137
tert-Butyl alcohol	32.7	38.7		ug/m3		118	66 - 132
Methyl tert-butyl ether	38.1	40.9		ug/m3		107	70 - 127
trans-1,2-Dichloroethene	40.9	44.2		ug/m3		108	69 - 137
n-Hexane	36.9	38.8		ug/m3		105	63 - 138
1,1-Dichloroethane	41.6	47.3		ug/m3		114	66 - 130
Methyl Ethyl Ketone	30.5	29.2		ug/m3		96	72 - 124
cis-1,2-Dichloroethene	41.1	37.4		ug/m3		91	72 - 121
Chloroform	50.4	48.4		ug/m3		96	73 - 124
Tetrahydrofuran	28.9	33.8		ug/m3		117	60 - 149
1,1,1-Trichloroethane	56.3	63.3		ug/m3		112	72 - 127
Cyclohexane	35.2	34.5		ug/m3		98	76 - 124
Carbon tetrachloride	63.2	73.8		ug/m3		117	71 - 133
2,2,4-Trimethylpentane	47.4	46.1		ug/m3		97	68 - 131
Benzene	33.2	29.5		ug/m3		89	73 - 119
1,2-Dichloroethane	42.3	48.9		ug/m3		116	68 - 135
n-Heptane	42.2	41.7		ug/m3		99	60 - 142
Trichloroethene	55.3	53.7		ug/m3		97	73 - 122
Methyl methacrylate	41.8	36.6		ug/m3		88	73 - 129
1,2-Dichloropropane	47.8	40.7		ug/m3		85	69 - 128
1,4-Dioxane	37.1	36.0		ug/m3		97	66 - 129
Bromodichloromethane	68.9	74.8		ug/m3		109	75 - 127
cis-1,3-Dichloropropene	45.1	43.9		ug/m3		97	74 - 125
methyl isobutyl ketone	41.7	41.9		ug/m3		101	58 - 144
Toluene	38.4	33.2		ug/m3		86	75 - 122
trans-1,3-Dichloropropene	44.7	43.9		ug/m3		98	74 - 128
1,1,2-Trichloroethane	57.2	50.9		ug/m3		89	75 - 126
Tetrachloroethene	71.0	61.7		ug/m3		87	70 - 125
Methyl Butyl Ketone (2-Hexanone)	41.4	41.9		ug/m3		101	57 - 143
Dibromochloromethane	90.3	86.2		ug/m3		95	73 - 125
1,2-Dibromoethane	81.9	75.0		ug/m3		92	78 - 122
Chlorobenzene	48.3	43.0		ug/m3		89	76 - 119
Ethylbenzene	44.4	42.0		ug/m3		95	74 - 122
m,p-Xylene	86.8	82.5		ug/m3		95	76 - 121
Xylene, o-	45.0	41.0		ug/m3		91	73 - 123
Styrene	43.8	42.2		ug/m3		96	74 - 125
Bromoform	106	124		ug/m3		117	53 - 149
Cumene	51.4	50.1		ug/m3		98	73 - 123
1,1,2,2-Tetrachloroethane	71.0	66.0		ug/m3		93	74 - 126
n-Propylbenzene	50.9	50.4		ug/m3		99	73 - 127
4-Ethyltoluene	50.4	50.3		ug/m3		100	75 - 129
1,3,5-Trimethylbenzene	51.6	52.0		ug/m3		101	72 - 126
2-Chlorotoluene	54.0	54.9		ug/m3		102	74 - 126
tert-Butylbenzene	57.1	57.7		ug/m3		101	71 - 125
1,2,4-Trimethylbenzene	51.3	52.5		ug/m3		102	71 - 129
sec-Butylbenzene	57.4	57.9		ug/m3		101	70 - 128
4-Isopropyltoluene	57.6	58.1		ug/m3		101	68 - 130
1,3-Dichlorobenzene	61.1	60.0		ug/m3		98	69 - 131

Method: TO-15 - Volatile Organic Compounds in Ambient Air (Continued)

Lab Sample ID: LCS 200-169592/5
Matrix: Air
Analysis Batch: 169592

Client Sample ID: Lab Control Sample
Prep Type: Total/NA

Analyte	Spike Added	LCS Result	LCS Qualifier	Unit	D	%Rec	%Rec. Limits
1,4-Dichlorobenzene	62.5	59.3		ug/m3		95	67 - 132
Benzyl chloride	52.6	54.7		ug/m3		104	60 - 136
n-Butylbenzene	57.7	60.4		ug/m3		105	65 - 137
1,2-Dichlorobenzene	64.7	60.0		ug/m3		93	68 - 129
1,2,4-Trichlorobenzene	81.5	84.2		ug/m3		103	50 - 150
Hexachlorobutadiene	116	118		ug/m3		102	58 - 130
Naphthalene	55.0	50.6		ug/m3		92	50 - 150

QC Association Summary

Client: GHD Services Inc.
Project/Site: 058507, GM Lockport SSOW 256042

Job ID: 200-59462-1

Air - GC/MS VOA

Analysis Batch: 169592

Lab Sample ID	Client Sample ID	Prep Type	Matrix	Method	Prep Batch
200-59462-1	10-IA-2-072721	Total/NA	Air	TO-15	
200-59462-2	10-IA-1-072721	Total/NA	Air	TO-15	
200-59462-3	OA-072721	Total/NA	Air	TO-15	
MB 200-169592/6	Method Blank	Total/NA	Air	TO-15	
LCS 200-169592/5	Lab Control Sample	Total/NA	Air	TO-15	

Lab Chronicle

Client: GHD Services Inc.
Project/Site: 058507, GM Lockport SSOW 256042

Job ID: 200-59462-1

Client Sample ID: 10-IA-2-072721
Lab Sample ID: 200-59462-1

Date Collected: 07/27/21 19:20
Matrix: Air
Date Received: 07/29/21 10:30

Prep Type	Batch Type	Batch Method	Run	Dilution Factor	Batch Number	Prepared or Analyzed	Analyst	Lab
Total/NA	Analysis	TO-15		1	169592	07/29/21 15:24	K1P	TAL BUR

Client Sample ID: 10-IA-1-072721
Lab Sample ID: 200-59462-2

Date Collected: 07/27/21 19:21
Matrix: Air
Date Received: 07/29/21 10:30

Prep Type	Batch Type	Batch Method	Run	Dilution Factor	Batch Number	Prepared or Analyzed	Analyst	Lab
Total/NA	Analysis	TO-15		1	169592	07/29/21 16:19	K1P	TAL BUR

Client Sample ID: OA-072721
Lab Sample ID: 200-59462-3

Date Collected: 07/27/21 19:24
Matrix: Air
Date Received: 07/29/21 10:30

Prep Type	Batch Type	Batch Method	Run	Dilution Factor	Batch Number	Prepared or Analyzed	Analyst	Lab
Total/NA	Analysis	TO-15		1	169592	07/30/21 02:23	K1P	TAL BUR

Laboratory References:

TAL BUR = Eurofins TestAmerica, Burlington, 530 Community Drive, Suite 11, South Burlington, VT 05403, TEL (802)660-1990

Accreditation/Certification Summary

Client: GHD Services Inc.
Project/Site: 058507, GM Lockport SSOW 256042

Job ID: 200-59462-1

Laboratory: Eurofins TestAmerica, Burlington

Unless otherwise noted, all analytes for this laboratory were covered under each accreditation/certification below.

Authority	Program	Identification Number	Expiration Date
New York	NELAP	10391	04-01-22

The following analytes are included in this report, but the laboratory is not certified by the governing authority. This list may include analytes for which the agency does not offer certification.

Analysis Method	Prep Method	Matrix	Analyte
TO-15		Air	1,2-Dichloroethene, Total
TO-15		Air	4-Ethyltoluene
TO-15		Air	4-Isopropyltoluene
TO-15		Air	Cumene
TO-15		Air	Freon 22
TO-15		Air	Methyl Butyl Ketone (2-Hexanone)
TO-15		Air	n-Butane
TO-15		Air	n-Butylbenzene
TO-15		Air	n-Propylbenzene
TO-15		Air	sec-Butylbenzene
TO-15		Air	tert-Butylbenzene
TO-15		Air	Tetrahydrofuran

Method Summary

Client: GHD Services Inc.
Project/Site: 058507, GM Lockport SSOW 256042

Job ID: 200-59462-1

Method	Method Description	Protocol	Laboratory
TO-15	Volatile Organic Compounds in Ambient Air	EPA	TAL BUR

Protocol References:

EPA = US Environmental Protection Agency

Laboratory References:

TAL BUR = Eurofins TestAmerica, Burlington, 530 Community Drive, Suite 11, South Burlington, VT 05403, TEL (802)660-1990

Sample Summary

Client: GHD Services Inc.
Project/Site: 058507, GM Lockport SSOW 256042

Job ID: 200-59462-1

Lab Sample ID	Client Sample ID	Matrix	Collected	Received	Asset ID
200-59462-1	10-IA-2-072721	Air	07/27/21 19:20	07/29/21 10:30	Air Canister (6-Liter) #5691
200-59462-2	10-IA-1-072721	Air	07/27/21 19:21	07/29/21 10:30	Air Canister (6-Liter) #3513
200-59462-3	OA-072721	Air	07/27/21 19:24	07/29/21 10:30	Air Canister (6-Liter) #4433

Eurofins TestAmerica, Burlington
530 Community Drive
Suite 11
South Burlington, VT 05403-6809
phone 802.660.1990 fax 802.660.1919

Canister Samples Chain of Custody Record

TestAmerica Laboratories, Inc. assumes no liability with respect to the collection and shipment of these samples.

eurofins | Environment Testing America

TestAmerica Laboratories, Inc. d/b/a Eurofins TestAmerica

Client Contact Information
Company Name: GZA
Address: 300 Pearl St.
City/State/Zip: Buffalo NY 14203
Phone: 716 5705983
FAX:
Project Name: GM Lockport
Site/Location:
P O #: See D. Heckler

Client Project Manager: Thomas Bohlen
Phone: 716 570 5983
Email: Thomas-bohlen@GZA.com
Site Contact: Thomas Bohlen
Tel/Fax
Analysis Turnaround Time
Standard (Specific):
Rush (Specifiy):

Samples Collected By: Morgan Brown

COC No: _____ of _____ COCs
TALS Project #:
For Lab Use Only:
Walk-in Client:
Lab Sampling:
Job / SDG No.:
(See below for Add'l Items)

Sample Identification	Sample Start Date	Time Start	Sample End Date	Time Stop	Canister Vacuum in Field, "Hg (Start)	Canister Vacuum in Field, "Hg (Stop)	Flow Controller ID	Canister ID	TO-14/15 (Standard / Low Level)	TO-15 SIM	EPA 3C	EPA 25C	ASTM D-1946	EPA 15/16	Other (Please specify in notes section)	Sample Type	Indoor Air/Ambient Air	Sub-Slab	Soil Gas	Soil Vapor Extraction (SVE)	Landfill Gas	Other (Please specify in notes section)	Sample Specific Notes:
10-IA-2-072721	7/27/21	1059	7/27/21	1920	25	15	4723	5691		X													
10-IA-1-072721	7/27/21	1055	7/27/21	1921	28.5	21	8711	3513		X													
OA-072721	7/27/21	1107	7/27/21	1924	>30.0	25	5228	4433	X														disfunctional regulator

Temperature (Fahrenheit)	Interior	Ambient
Start		
Stop	75	78

Pressure (inches of Hg)	Interior	Ambient
Start		
Stop	29.94	29.94

200-59462 Chain of Custody

Requirements & Comments:

Samples Shipped by:	Date / Time:	Samples Received by:	
Samples Relinquished by:	Date / Time: 7/27/21 1950	Received by:	7/27/21 19:57
Relinquished by:	Date / Time:	Received by:	EXABTV 7/29/21 1030
Lab Use Only: Shipper Name:	Opened by:	Condition:	

Form No. CA-C-WI-003, Rev. 2.27, dated 12/15/2020

ORIGIN ID:DKKA (716) 691-2600
SAMPLE RECEIPT
EUROFINS TESTAMERICA BUFFALO
10 HAZELWOOD DR

AMHERST, NY 14228
UNITED STATES US

SHIP DATE: 28JUL21
ACTWGT: 34.80 LB
CAD: 846654/CAFE3409
DIMS: 13x12x9 IN

BILL SENDER

TO SAMPLE MGT.
TA BURLINGTON
530 COMMUNITY DRIVE
SUITE 11
SOUTH BURLINGTON VT 05403
(802) 923-1026 REF: BURLINGTON
DEPT: SAMPLE CONTROL

FedEx Express

TRK# 0201 1888 3864 6667

THU - 29 JUL 4:30P
STANDARD OVERNIGHT

NL BTVA

05403
VT-US BTV

Login Sample Receipt Checklist

Client: GHD Services Inc.

Job Number: 200-59462-1

Login Number: 59462
List Number: 1
Creator: Lavigne, Scott M

List Source: Eurofins TestAmerica, Burlington

Question	Answer	Comment
Radioactivity wasn't checked or is </= background as measured by a survey meter.	True	Lab does not accept radioactive samples.
The cooler's custody seal, if present, is intact.	True	Not present
Sample custody seals, if present, are intact.	True	
The cooler or samples do not appear to have been compromised or tampered with.	True	
Samples were received on ice.	N/A	Thermal preservation not required.
Cooler Temperature is acceptable.	True	
Cooler Temperature is recorded.	N/A	Thermal preservation not required.
COC is present.	True	
COC is filled out in ink and legible.	True	
COC is filled out with all pertinent information.	True	
Is the Field Sampler's name present on COC?	True	
There are no discrepancies between the containers received and the COC.	True	
Samples are received within Holding Time (excluding tests with immediate HTs)	True	
Sample containers have legible labels.	True	
Containers are not broken or leaking.	True	
Sample collection date/times are provided.	True	
Appropriate sample containers are used.	True	
Sample bottles are completely filled.	N/A	
Sample Preservation Verified.	True	
There is sufficient vol. for all requested analyses, incl. any requested MS/MSDs	True	
Containers requiring zero headspace have no headspace or bubble is <6mm (1/4").	True	
Multiphasic samples are not present.	True	
Samples do not require splitting or compositing.	True	
Residual Chlorine Checked.	N/A	

Pre-Shipment Clean Canister Certification Report

Canister Cleaning & Pre-Shipment Leak Test

System ID	Max DF#	# Cycles	Cleaning Start Date/Time		System Start Temp(s):		Technician	Can Size	Certification Type:
Bottom Rack	10	50	6/23/2021	1622	21	21	SML	6 liter	batch

Port	Can ID	Initial[1] (psia)	Final (psia)	Diff.[3]	Final ("Hg)	Initial Reading Gauge:	Date:	Time:	Tech:	Temp:	Final Reading Gauge:	Date:	Time:	Tech:	Temp:
1	4464	.03	.03	Ø	29.7	G26	6/24/21	0920	S—	21.0	G26	7/15/21	1436	S—	22.0
2	4785		.03	Ø		G26					G26				
3	4368		.03	Ø		G26					G26				
4	4456		.03	Ø		G26					G26				
5	4947	.03	.03	Ø	29.6	G26	7/15/21	1517	S—	22.0	G26	7/16/21	1521	S—	22.0
6	5030	.03	.10	.07	29.7	G26	6/24/21	0920	S—	21.0	G26	7/15/21	1436	S—	22.0
7	5686		.03	Ø		G26					G26				
8	5691		.03	Ø		G26					G26				
9	3513		.03	Ø		G26					G26				
10	5046		.03	Ø		G26					G26				
11	5967		.03	Ø		G26					G26				
12	4433		.03	Ø		G26					G26				

[1] Batch Certification: The reading is taken on the "batch" canister and this value is used as the initial pressure for all canisters in the batch.

[3] Difference = Final Pressure - Initial Pressure . Acceptance Criteria: (1) The difference must be less than or equal to + 0.25psi. (2) Pressure readings must be at least 24 hours apart.

If time frame was not met, the PM must authorize shipment of canister **PM Authorization** **Date:**

Clean Canister Certification Analysis & Authorization of Release to Inventory

Test Method: ☒ TO15 Routine ☐ TO15 LL

Can ID	Date	Sequence	Analyst	Inventory Level 1	2	3	4	Secondary Review Limited	Review Date	Reviewer
4947	6/25/21	46538	ATB		XXXXXX				6/25/21	JPB

Inventory Level 1: Individual Canister Certification (TO15LL 0.01).

Inventory Level 2: Individual or Batch Certification (TO15 0.04 ppbv).

Inventory Level 3: Individual or Batch Certification (TO15 0.2 ppbv).

Inventory Level Limited: Canisters may only be used for certain projects.

Dup Tees/Vac gauges (enter IDs if included):

Comments:

Form ID: FAI023:12
Revision Date: 12/18/2018

TestAmerica Burlington

7/30/2021

200-59020-A-5
4947
Location: Air-Storage
Bottle: Summa Canister 6L
Sampled: 6/23/2021 12:00 AM
200-1508417

Loc: 200
59020
#5 A
Air-Storag

FORM I
AIR - GC/MS VOA ORGANICS ANALYSIS DATA SHEET

Lab Name: Eurofins TestAmerica, Burlington Job No.: 200-59020-1

SDG No.:

Client Sample ID: 4947 Lab Sample ID: 200-59020-5

Matrix: Air Lab File ID: 200-46538-006.D

Analysis Method: TO-15 Date Collected: 06/23/2021 00:00

Sample wt/vol: 1000(mL) Date Analyzed: 06/24/2021 11:16

Soil Aliquot Vol: Dilution Factor: 0.2

Soil Extract Vol.: GC Column: RTX-624 ID: 0.32(mm)

% Moisture: Level: (low/med) Low

Analysis Batch No.: 168336 Units: ppb v/v

CAS NO.	COMPOUND NAME	RESULT	Q	RL	RL
115-07-1	Propylene	1.0	U	1.0	1.0
75-71-8	Dichlorodifluoromethane	0.10	U	0.10	0.10
75-45-6	Freon 22	0.10	U	0.10	0.10
76-14-2	1,2-Dichlorotetrafluoroethane	0.040	U	0.040	0.040
74-87-3	Chloromethane	0.10	U	0.10	0.10
106-97-8	n-Butane	0.10	U	0.10	0.10
75-01-4	Vinyl chloride	0.040	U	0.040	0.040
106-99-0	1,3-Butadiene	0.040	U	0.040	0.040
74-83-9	Bromomethane	0.040	U	0.040	0.040
75-00-3	Chloroethane	0.10	U	0.10	0.10
593-60-2	Bromoethene(Vinyl Bromide)	0.040	U	0.040	0.040
75-69-4	Trichlorofluoromethane	0.040	U	0.040	0.040
64-17-5	Ethanol	1.0	U	1.0	1.0
76-13-1	Freon TF	0.040	U	0.040	0.040
75-35-4	1,1-Dichloroethene	0.040	U	0.040	0.040
67-64-1	Acetone	1.0	U	1.0	1.0
67-63-0	Isopropyl alcohol	1.0	U	1.0	1.0
75-15-0	Carbon disulfide	0.10	U	0.10	0.10
107-05-1	3-Chloropropene	0.10	U	0.10	0.10
75-09-2	Methylene Chloride	0.10	U	0.10	0.10
75-65-0	tert-Butyl alcohol	1.0	U	1.0	1.0
1634-04-4	Methyl tert-butyl ether	0.040	U	0.040	0.040
156-60-5	trans-1,2-Dichloroethene	0.040	U	0.040	0.040
110-54-3	n-Hexane	0.10	U	0.10	0.10
75-34-3	1,1-Dichloroethane	0.040	U	0.040	0.040
108-05-4	Vinyl acetate	1.0	U	1.0	1.0
141-78-6	Ethyl acetate	1.0	U *+	1.0	1.0
78-93-3	Methyl Ethyl Ketone	0.10	U	0.10	0.10
156-59-2	cis-1,2-Dichloroethene	0.040	U	0.040	0.040
540-59-0	1,2-Dichloroethene, Total	0.080	U	0.080	0.080
67-66-3	Chloroform	0.040	U	0.040	0.040
109-99-9	Tetrahydrofuran	1.0	U	1.0	1.0
71-55-6	1,1,1-Trichloroethane	0.040	U	0.040	0.040
110-82-7	Cyclohexane	0.040	U	0.040	0.040
56-23-5	Carbon tetrachloride	0.040	U	0.040	0.040

FORM I
AIR - GC/MS VOA ORGANICS ANALYSIS DATA SHEET

Lab Name: Eurofins TestAmerica, Burlington Job No.: 200-59020-1

SDG No.:

Client Sample ID: 4947 Lab Sample ID: 200-59020-5

Matrix: Air Lab File ID: 200-46538-006.D

Analysis Method: TO-15 Date Collected: 06/23/2021 00:00

Sample wt/vol: 1000(mL) Date Analyzed: 06/24/2021 11:16

Soil Aliquot Vol: Dilution Factor: 0.2

Soil Extract Vol.: GC Column: RTX-624 ID: 0.32(mm)

% Moisture: Level: (low/med) Low

Analysis Batch No.: 168336 Units: ppb v/v

CAS NO.	COMPOUND NAME	RESULT	Q	RL	RL
540-84-1	2,2,4-Trimethylpentane	0.040	U	0.040	0.040
71-43-2	Benzene	0.040	U	0.040	0.040
107-06-2	1,2-Dichloroethane	0.040	U	0.040	0.040
142-82-5	n-Heptane	0.040	U	0.040	0.040
79-01-6	Trichloroethene	0.040	U	0.040	0.040
80-62-6	Methyl methacrylate	0.10	U	0.10	0.10
78-87-5	1,2-Dichloropropane	0.040	U	0.040	0.040
123-91-1	1,4-Dioxane	1.0	U	1.0	1.0
75-27-4	Bromodichloromethane	0.040	U	0.040	0.040
10061-01-5	cis-1,3-Dichloropropene	0.040	U	0.040	0.040
108-10-1	methyl isobutyl ketone	0.10	U	0.10	0.10
108-88-3	Toluene	0.040	U	0.040	0.040
10061-02-6	trans-1,3-Dichloropropene	0.040	U	0.040	0.040
79-00-5	1,1,2-Trichloroethane	0.040	U	0.040	0.040
127-18-4	Tetrachloroethene	0.040	U	0.040	0.040
591-78-6	Methyl Butyl Ketone (2-Hexanone)	0.10	U	0.10	0.10
124-48-1	Dibromochloromethane	0.040	U	0.040	0.040
106-93-4	1,2-Dibromoethane	0.040	U	0.040	0.040
108-90-7	Chlorobenzene	0.040	U	0.040	0.040
100-41-4	Ethylbenzene	0.040	U	0.040	0.040
179601-23-1	m,p-Xylene	0.10	U	0.10	0.10
95-47-6	Xylene, o-	0.040	U	0.040	0.040
1330-20-7	Xylene (total)	0.14	U	0.14	0.14
100-42-5	Styrene	0.040	U	0.040	0.040
75-25-2	Bromoform	0.040	U	0.040	0.040
98-82-8	Cumene	0.040	U	0.040	0.040
79-34-5	1,1,2,2-Tetrachloroethane	0.040	U	0.040	0.040
103-65-1	n-Propylbenzene	0.040	U	0.040	0.040
622-96-8	4-Ethyltoluene	0.040	U	0.040	0.040
108-67-8	1,3,5-Trimethylbenzene	0.040	U	0.040	0.040
95-49-8	2-Chlorotoluene	0.040	U	0.040	0.040
98-06-6	tert-Butylbenzene	0.040	U	0.040	0.040
95-63-6	1,2,4-Trimethylbenzene	0.040	U	0.040	0.040
135-98-8	sec-Butylbenzene	0.040	U	0.040	0.040
99-87-6	4-Isopropyltoluene	0.040	U	0.040	0.040

FORM I
AIR - GC/MS VOA ORGANICS ANALYSIS DATA SHEET

Lab Name: Eurofins TestAmerica, Burlington Job No.: 200-59020-1

SDG No.:

Client Sample ID: 4947 Lab Sample ID: 200-59020-5

Matrix: Air Lab File ID: 200-46538-006.D

Analysis Method: TO-15 Date Collected: 06/23/2021 00:00

Sample wt/vol: 1000(mL) Date Analyzed: 06/24/2021 11:16

Soil Aliquot Vol: Dilution Factor: 0.2

Soil Extract Vol.: GC Column: RTX-624 ID: 0.32(mm)

% Moisture: Level: (low/med) Low

Analysis Batch No.: 168336 Units: ppb v/v

CAS NO.	COMPOUND NAME	RESULT	Q	RL	RL
541-73-1	1,3-Dichlorobenzene	0.040	U	0.040	0.040
106-46-7	1,4-Dichlorobenzene	0.040	U	0.040	0.040
100-44-7	Benzyl chloride	0.040	U	0.040	0.040
104-51-8	n-Butylbenzene	0.040	U	0.040	0.040
95-50-1	1,2-Dichlorobenzene	0.040	U	0.040	0.040
120-82-1	1,2,4-Trichlorobenzene	0.10	U	0.10	0.10
87-68-3	Hexachlorobutadiene	0.040	U	0.040	0.040
91-20-3	Naphthalene	0.10	U	0.10	0.10

Eurofins TestAmerica, Burlington
Target Compound Quantitation Report

Data File: \\chromfs\Burlington\ChromData\CHG.i\20210624-46538.b\200-46538-006.D
Lims ID: 200-59020-A-5
Client ID: 4947
Sample Type: Client
Inject. Date: 24-Jun-2021 11:16:30 ALS Bottle#: 5 Worklist Smp#: 6
Purge Vol: 200.000 mL Dil. Factor: 0.2000
Sample Info: 200-0046538-006
Operator ID: ggg Instrument ID: CHG.i

Method: \\chromfs\Burlington\ChromData\CHG.i\20210624-46538.b\TO15_MasterMethod_(v1)_G.m
Limit Group: AI_TO15_ICAL
Last Update: 25-Jun-2021 07:49:45 Calib Date: 11-Jun-2021 08:56:30
Integrator: RTE ID Type: Deconvolution ID
Quant Method: Internal Standard Quant By: Initial Calibration
Last ICal File: \\chromfs\Burlington\ChromData\CHG.i\20210610-46331.b\200-46331-021.D

Column 1 : RTX-624 (0.32 mm) Det: MS SCAN
Process Host: CTX1639

First Level Reviewer: bunmaa Date: 25-Jun-2021 07:49:45

Compound	Sig	RT (min.)	Adj RT (min.)	Dlt RT (min.)	Q	Response	OnCol Amt ppb v/v	Flags
1 Propene	41		3.032				ND	7
2 Dichlorodifluoromethane	85		3.091				ND	7
3 Chlorodifluoromethane	51		3.102				ND	7
4 1,2-Dichloro-1,1,2,2-tetrafluoro	85		3.295				ND	7
5 Chloromethane	50		3.364				ND	7
7 Vinyl chloride	62		3.551				ND	U
6 Butane	43		3.562				ND	7
8 Butadiene	54		3.621				ND	U
10 Bromomethane	94		4.076				ND	7
11 Chloroethane	64		4.258				ND	U
13 Vinyl bromide	106		4.562				ND	7
14 Trichlorofluoromethane	101		4.696				ND	7
17 Ethanol	45		4.905				ND	7
21 1,1-Dichloroethene	96		5.541				ND	U
22 Acetone	43		5.557				ND	7
20 1,1,2-Trichloro-1,2,2-trifluoroe	101		5.579				ND	7
24 Isopropyl alcohol	45		5.798				ND	7
23 Carbon disulfide	76		5.916				ND	7
25 3-Chloro-1-propene	41		6.135				ND	7
27 Methylene Chloride	49		6.323				ND	7
28 2-Methyl-2-propanol	59		6.499				ND	
31 trans-1,2-Dichloroethene	61		6.831				ND	7
29 Methyl tert-butyl ether	73		6.852				ND	U
33 Hexane	57		7.355				ND	7
34 1,1-Dichloroethane	63		7.532				ND	U
35 Vinyl acetate	43		7.553				ND	7
38 2-Butanone (MEK)	72		8.462				ND	U
37 cis-1,2-Dichloroethene	96		8.489				ND	U
39 Ethyl acetate	88		8.569				ND	U
* 40 Chlorobromomethane	128	8.890	8.896	-0.006	88	114350	10.0	
41 Tetrahydrofuran	42		8.981				ND	7
42 Chloroform	83		9.078				ND	

Compound	Sig	RT (min.)	Adj RT (min.)	Dlt RT (min.)	Q	Response	OnCol Amt ppb v/v	Flags
44 1,1,1-Trichloroethane	97		9.425				ND	7
43 Cyclohexane	84		9.607				ND	U
S 30 1,2-Dichloroethene, Total	61		9.665				ND	7
45 Carbon tetrachloride	117		9.730				ND	7
47 Benzene	78		10.062				ND	U
48 1,2-Dichloroethane	62		10.110				ND	
46 Isooctane	57		10.367				ND	
49 n-Heptane	43		10.709				ND	7
* 50 1,4-Difluorobenzene	114	10.854	10.859	-0.005	95	630214	10.0	
53 Trichloroethene	95		11.351				ND	7
54 1,2-Dichloropropane	63		11.822				ND	
55 Methyl methacrylate	69		11.972				ND	
57 Dibromomethane	174		11.988				ND	7
56 1,4-Dioxane	88		11.999				ND	7
58 Dichlorobromomethane	83		12.341				ND	
60 cis-1,3-Dichloropropene	75		13.245				ND	7
61 4-Methyl-2-pentanone (MIBK)	43		13.539				ND	7
65 Toluene	92		13.967				ND	U
66 trans-1,3-Dichloropropene	75		14.385				ND	7
67 1,1,2-Trichloroethane	83		14.786				ND	7
68 Tetrachloroethene	166		15.059				ND	7
69 2-Hexanone	43		15.251				ND	7
71 Chlorodibromomethane	129		15.567				ND	7
72 Ethylene Dibromide	107		15.818				ND	U
* 74 Chlorobenzene-d5	117	16.813	16.819	-0.006	88	540053	10.0	
75 Chlorobenzene	112		16.877				ND	U
76 Ethylbenzene	91	17.118	17.118	0.005	47	2503	0.0447	M
78 m-Xylene & p-Xylene	106		17.391				ND	U
79 o-Xylene	106	18.210	18.210	0.017	15	1350	0.0650	M
80 Styrene	104		18.231				ND	U
81 Bromoform	173		18.563				ND	7
82 Isopropylbenzene	105		18.996				ND	7
84 1,1,2,2-Tetrachloroethane	83		19.531				ND	7
S 73 Xylenes, Total	106				0		0.0650	
85 N-Propylbenzene	91		19.804				ND	7
89 2-Chlorotoluene	91		19.943				ND	U
88 4-Ethyltoluene	105		20.028				ND	U
90 1,3,5-Trimethylbenzene	105		20.135				ND	7
92 tert-Butylbenzene	119		20.654				ND	U
93 1,2,4-Trimethylbenzene	105		20.751				ND	U
94 sec-Butylbenzene	105		21.007				ND	7
96 1,3-Dichlorobenzene	146		21.168				ND	U
95 4-Isopropyltoluene	119		21.243				ND	U
97 1,4-Dichlorobenzene	146		21.318				ND	U
98 Benzyl chloride	91		21.462				ND	MU
101 1,2-Dichlorobenzene	146		21.815				ND	U
100 n-Butylbenzene	91		21.821				ND	U
103 1,2,4-Trichlorobenzene	180		24.201				ND	U
104 Hexachlorobutadiene	225		24.474				ND	U
105 Naphthalene	128		24.640				ND	U

QC Flag Legend

Processing Flags

7 - Failed Limit of Detection

Review Flags

M - Manually Integrated

U - Marked Undetected

Reagents:

ATTO15GIS_00017	Amount Added: 20.00	Units: mL	Run Reagent

Report Date: 25-Jun-2021 07:49:45 Chrom Revision: 2.3 13-May-2021 07:57:40

Eurofins TestAmerica, Burlington

Data File:	\\chromfs\Burlington\ChromData\CHG.i\20210624-46538.b\200-46538-006.D				
Injection Date:	24-Jun-2021 11:16:30	Instrument ID:	CHG.i	Operator ID:	ggg
Lims ID:	200-59020-A-5	Lab Sample ID:	200-59020-5	Worklist Smp#:	6
Client ID:	4947				
Purge Vol:	200.000 mL	Dil. Factor:	0.2000	ALS Bottle#:	5
Method:	TO15_MasterMethod_(v1)_G	Limit Group:	AI_TO15_ICAL		

Column: RTX-624 (0.32 mm) Y Scaling: Method Defined: Scale to the Nth Largest Target: 1

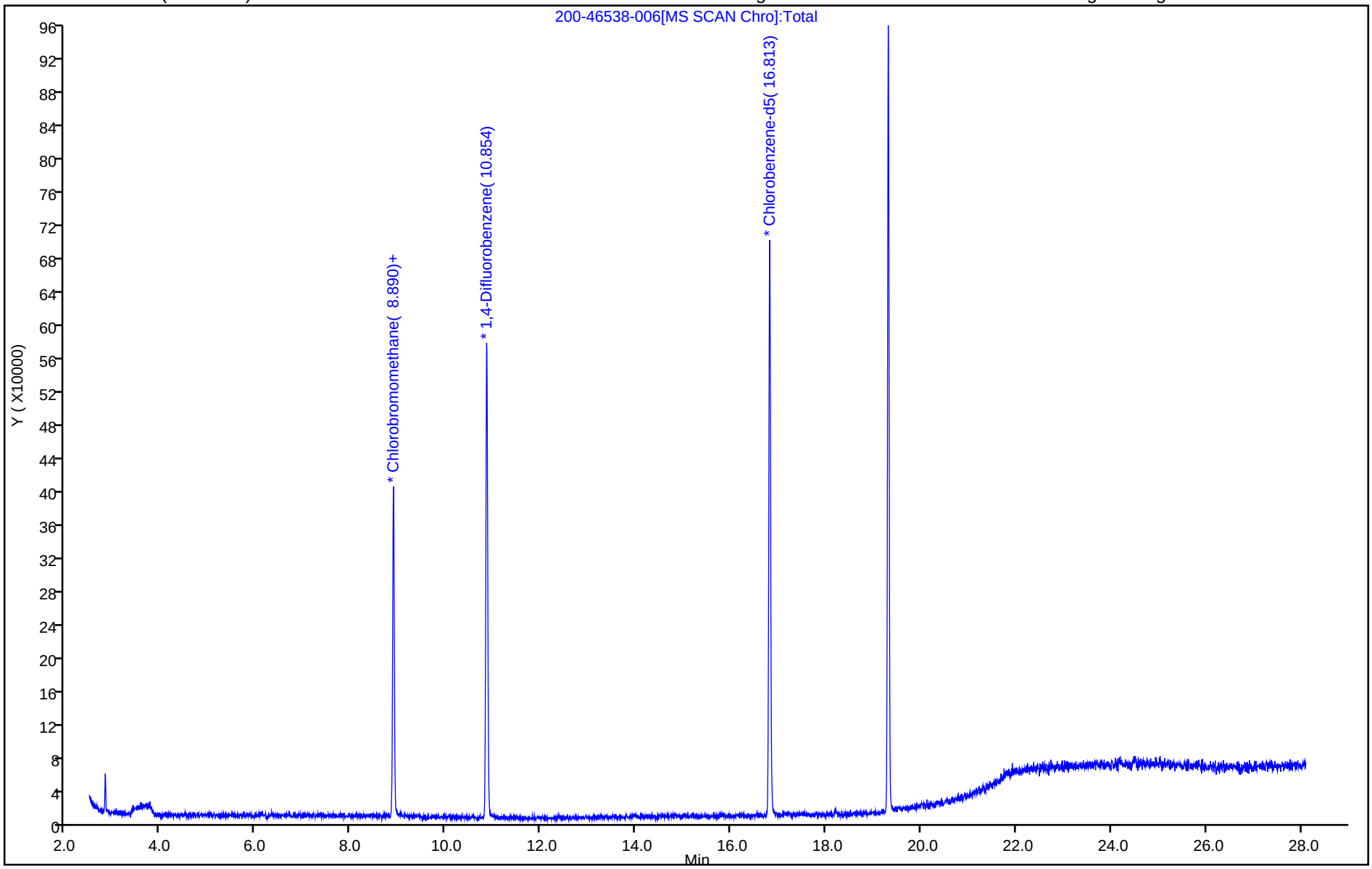

User Disabled Compound Report

Eurofins TestAmerica, Burlington

Data File:	\\chromfs\Burlington\ChromData\CHG.i\20210624-46538.b\200-46538-006.D				
Injection Date:	24-Jun-2021 11:16:30	Instrument ID:	CHG.i		
Lims ID:	200-59020-A-5	Lab Sample ID:	200-59020-5		
Client ID:	4947				
Operator ID:	ggg	ALS Bottle#:	5	Worklist Smp#:	6
Purge Vol:	200.000 mL	Dil. Factor:	0.2000		
Method:	TO15_MasterMethod_(v1)_G	Limit Group:	AI_TO15_ICAL		
Column:	RTX-624 (0.32 mm)	Detector	MS SCAN		

7 Vinyl chloride, CAS: 75-01-4

Processing Results

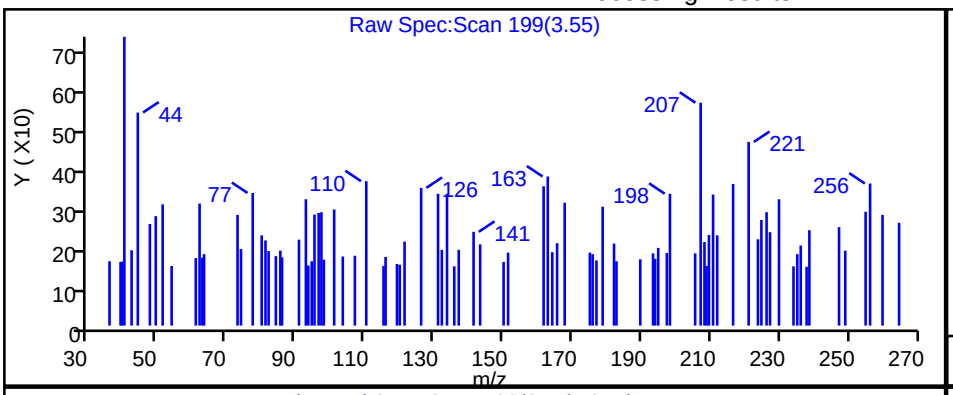

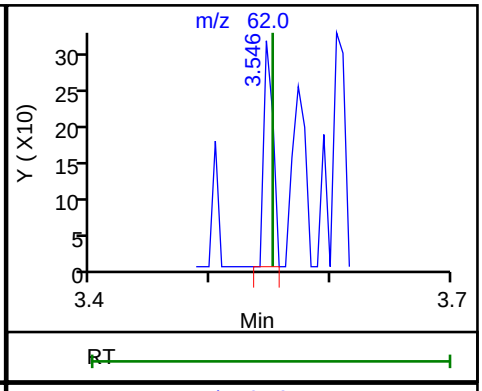

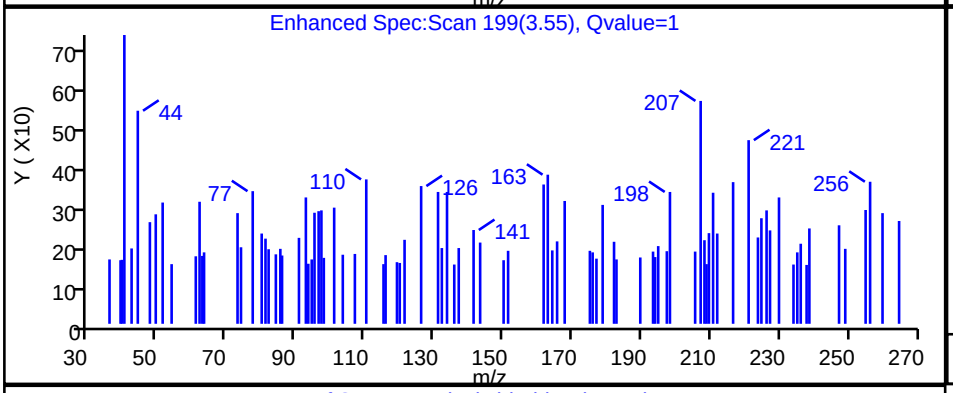

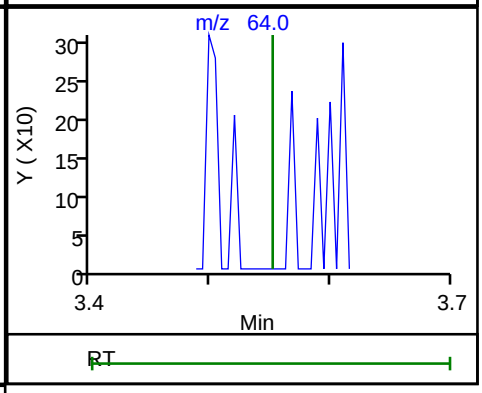

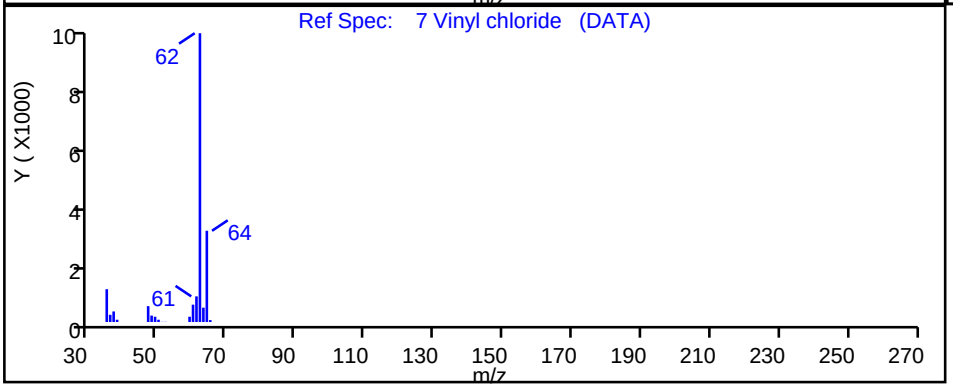

RT	Mass	Response	Amount
3.55	62.00	167	0.021081
3.55	64.00	0	

Reviewer: bunmaa, 25-Jun-2021 07:44:23

Audit Action: Marked Compound Undetected Audit Reason: Invalid Compound ID

User Disabled Compound Report

Eurofins TestAmerica, Burlington

Data File:	\\chromfs\Burlington\ChromData\CHG.i\20210624-46538.b\200-46538-006.D				
Injection Date:	24-Jun-2021 11:16:30	Instrument ID:	CHG.i		
Lims ID:	200-59020-A-5	Lab Sample ID:	200-59020-5		
Client ID:	4947				
Operator ID:	ggg	ALS Bottle#:	5	Worklist Smp#:	6
Purge Vol:	200.000 mL	Dil. Factor:	0.2000		
Method:	TO15_MasterMethod_(v1)_G	Limit Group:	AI_TO15_ICAL		
Column:	RTX-624 (0.32 mm)	Detector	MS SCAN		

8 Butadiene, CAS: 106-99-0

Processing Results

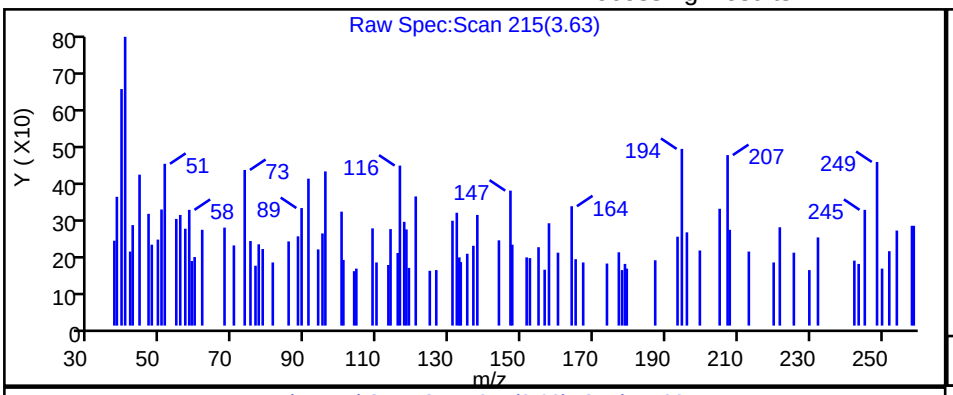

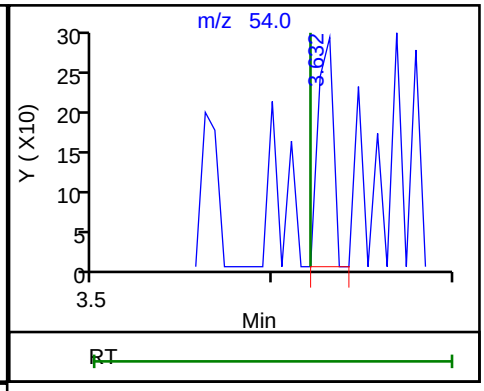

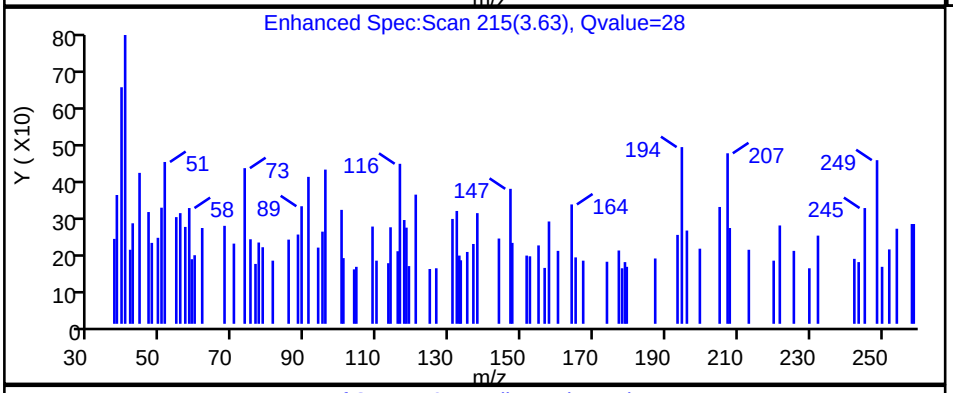

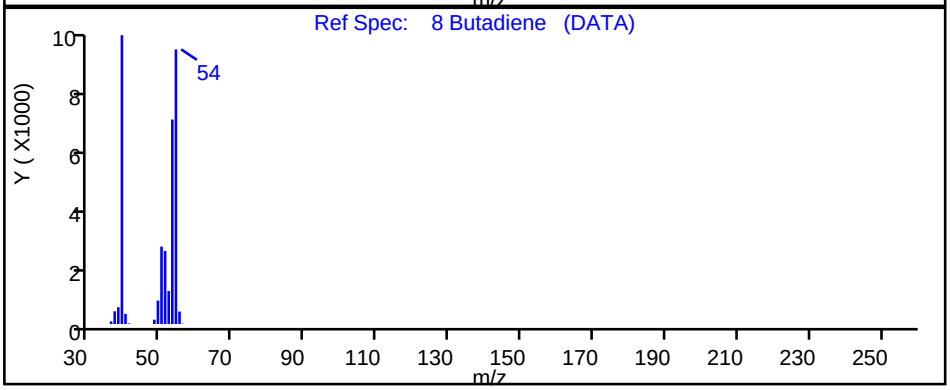

RT	Mass	Response	Amount
3.63	54.00	173	0.027903

Reviewer: bunmaa, 25-Jun-2021 07:44:31

Audit Action: Marked Compound Undetected Audit Reason: Invalid Compound ID

User Disabled Compound Report

Eurofins TestAmerica, Burlington

Data File:	\\chromfs\Burlington\ChromData\CHG.i\20210624-46538.b\200-46538-006.D				
Injection Date:	24-Jun-2021 11:16:30	Instrument ID:	CHG.i		
Lims ID:	200-59020-A-5	Lab Sample ID:	200-59020-5		
Client ID:	4947				
Operator ID:	ggg	ALS Bottle#:	5	Worklist Smp#:	6
Purge Vol:	200.000 mL	Dil. Factor:	0.2000		
Method:	TO15_MasterMethod_(v1)_G	Limit Group:	AI_TO15_ICAL		
Column:	RTX-624 (0.32 mm)	Detector	MS SCAN		

11 Chloroethane, CAS: 75-00-3

Processing Results

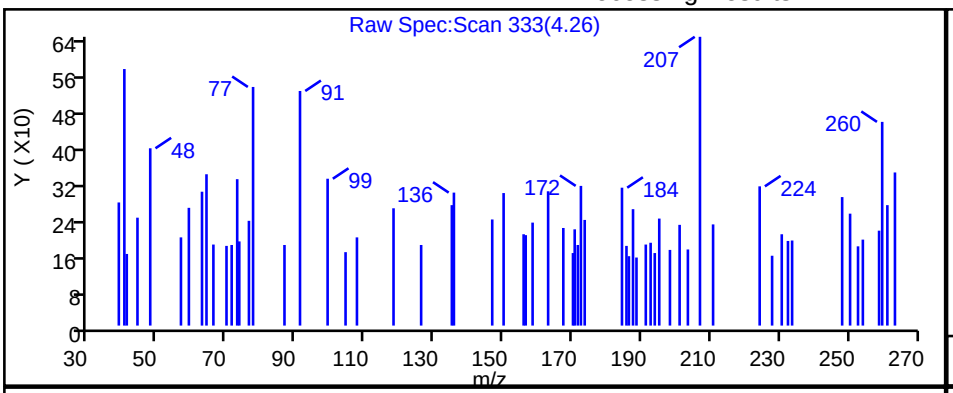

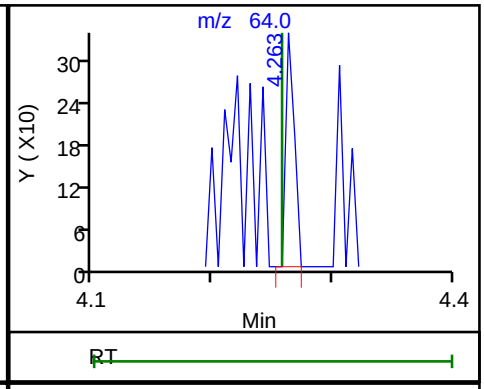

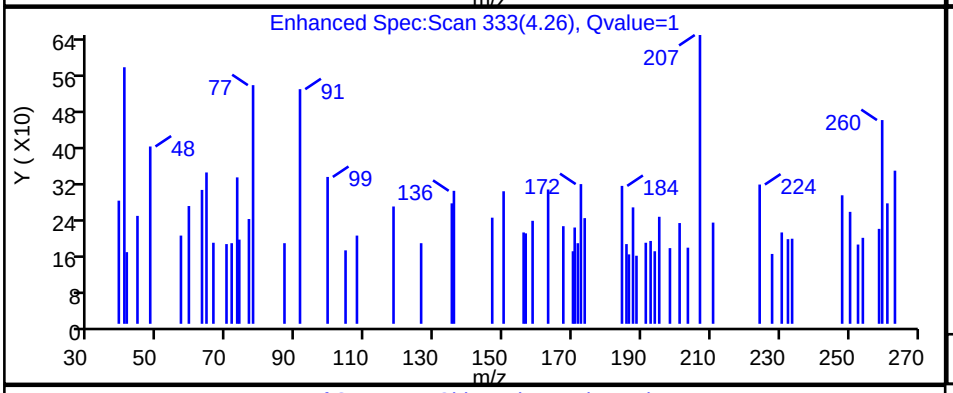

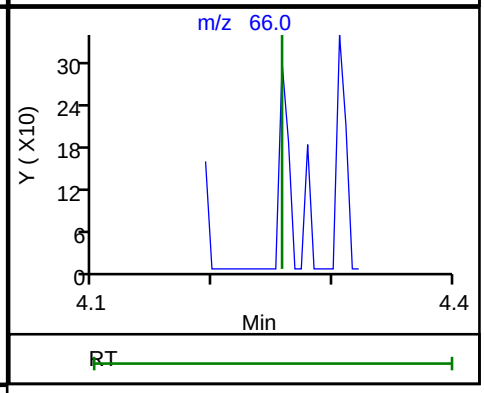

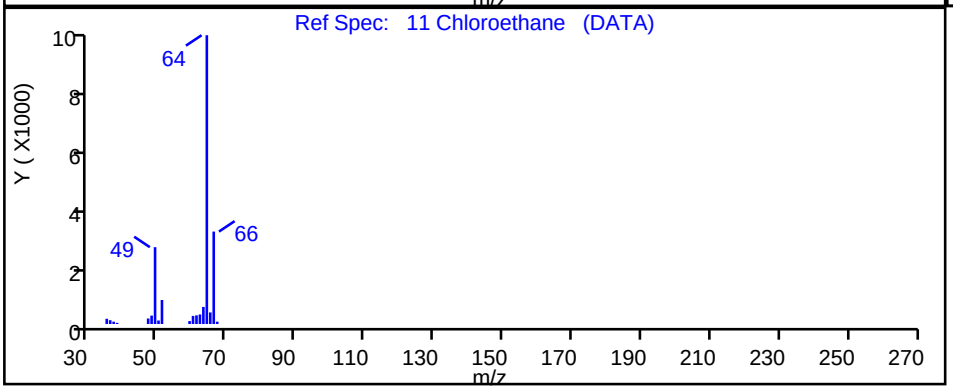

RT	Mass	Response	Amount
4.26	64.00	168	0.049730
4.26	66.00	0	

Reviewer: bunmaa, 25-Jun-2021 07:44:42

Audit Action: Marked Compound Undetected Audit Reason: Invalid Compound ID

User Disabled Compound Report

Eurofins TestAmerica, Burlington

Data File:	\\chromfs\Burlington\ChromData\CHG.i\20210624-46538.b\200-46538-006.D				
Injection Date:	24-Jun-2021 11:16:30	Instrument ID:	CHG.i		
Lims ID:	200-59020-A-5	Lab Sample ID:	200-59020-5		
Client ID:	4947				
Operator ID:	ggg	ALS Bottle#:	5	Worklist Smp#:	6
Purge Vol:	200.000 mL	Dil. Factor:	0.2000		
Method:	TO15_MasterMethod_(v1)_G	Limit Group:	AI_TO15_ICAL		
Column:	RTX-624 (0.32 mm)	Detector	MS SCAN		

21 1,1-Dichloroethene, CAS: 75-35-4

Processing Results

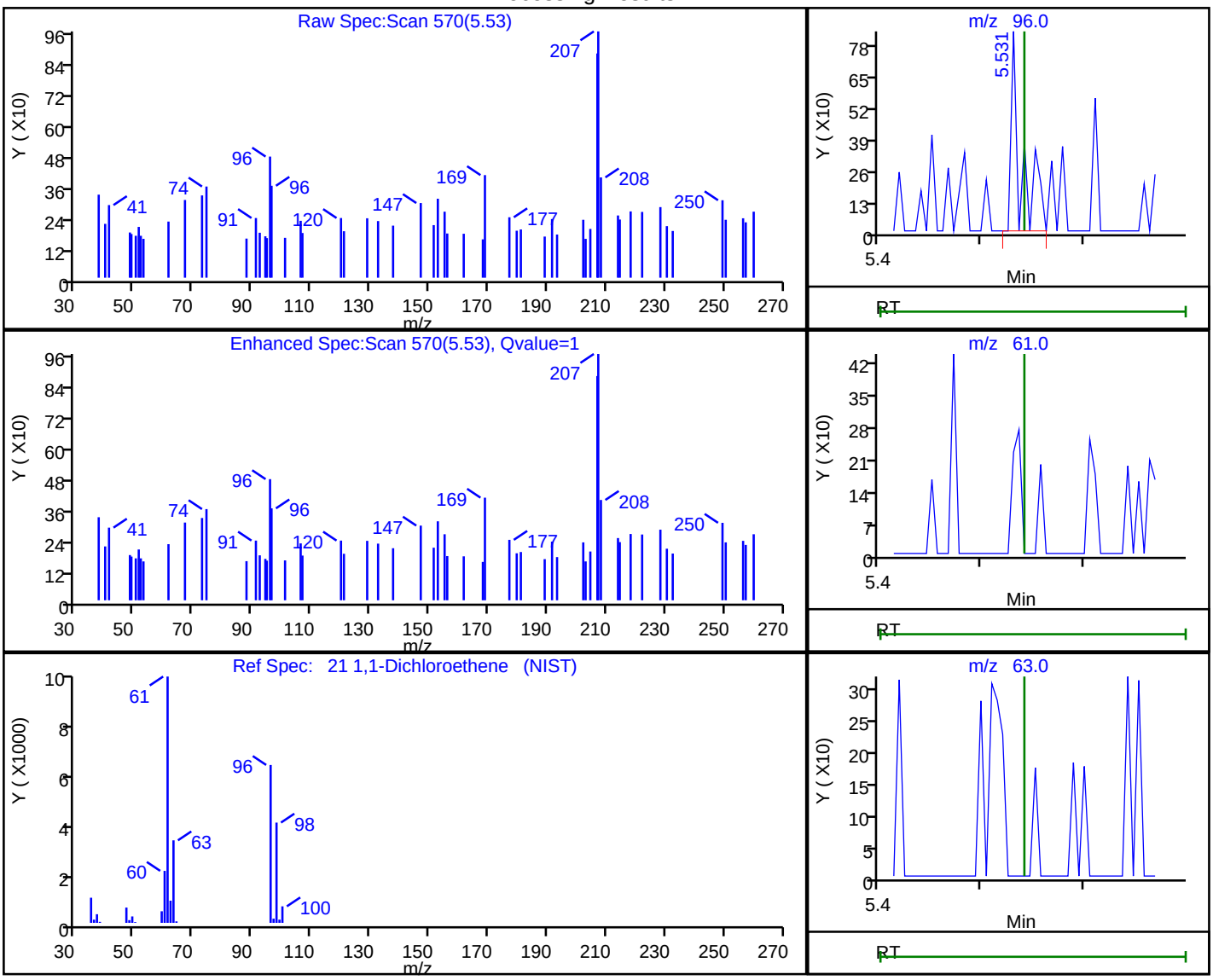

RT	Mass	Response	Amount
5.53	96.00	562	0.062103
5.54	61.00	0	
5.54	63.00	0	

Reviewer: bunmaa, 25-Jun-2021 07:44:53

Audit Action: Marked Compound Undetected Audit Reason: Invalid Compound ID

User Disabled Compound Report

Eurofins TestAmerica, Burlington

Data File:	\\chromfs\Burlington\ChromData\CHG.i\20210624-46538.b\200-46538-006.D				
Injection Date:	24-Jun-2021 11:16:30	Instrument ID:	CHG.i		
Lims ID:	200-59020-A-5	Lab Sample ID:	200-59020-5		
Client ID:	4947				
Operator ID:	ggg	ALS Bottle#:	5	Worklist Smp#:	6
Purge Vol:	200.000 mL	Dil. Factor:	0.2000		
Method:	TO15_MasterMethod_(v1)_G	Limit Group:	AI_TO15_ICAL		
Column:	RTX-624 (0.32 mm)	Detector	MS SCAN		

29 Methyl tert-butyl ether, CAS: 1634-04-4

Processing Results

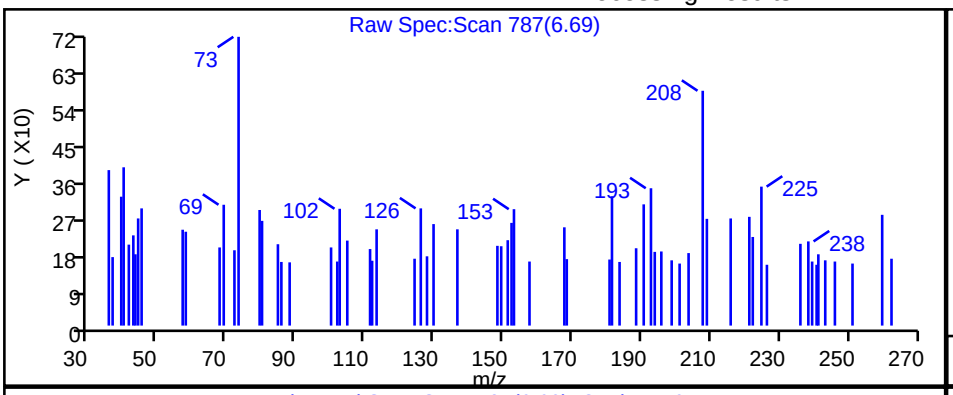

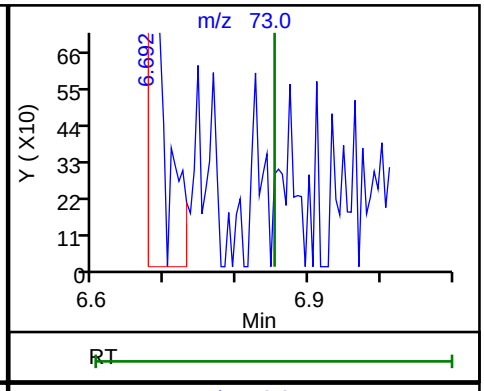

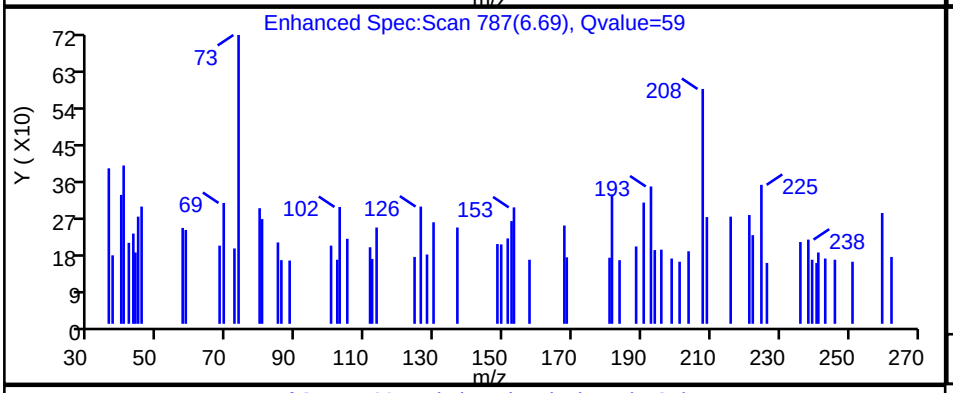

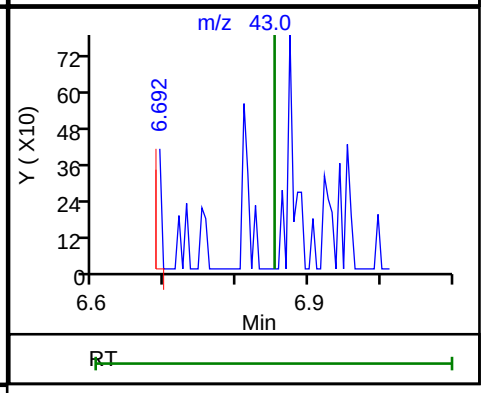

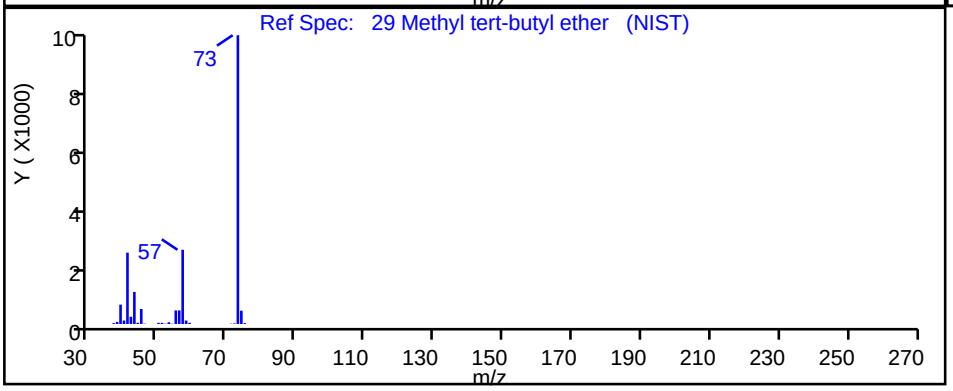

RT	Mass	Response	Amount
6.69	73.00	1055	0.054255
6.69	43.00	129	

Reviewer: bunmaa, 25-Jun-2021 07:45:18

Audit Action: Marked Compound Undetected Audit Reason: Invalid Compound ID

User Disabled Compound Report

Eurofins TestAmerica, Burlington

Data File:	\\chromfs\Burlington\ChromData\CHG.i\20210624-46538.b\200-46538-006.D				
Injection Date:	24-Jun-2021 11:16:30	Instrument ID:	CHG.i		
Lims ID:	200-59020-A-5	Lab Sample ID:	200-59020-5		
Client ID:	4947				
Operator ID:	ggg	ALS Bottle#:	5	Worklist Smp#:	6
Purge Vol:	200.000 mL	Dil. Factor:	0.2000		
Method:	TO15_MasterMethod_(v1)_G	Limit Group:	AI_TO15_ICAL		
Column:	RTX-624 (0.32 mm)	Detector	MS SCAN		

34 1,1-Dichloroethane, CAS: 75-34-3

Processing Results

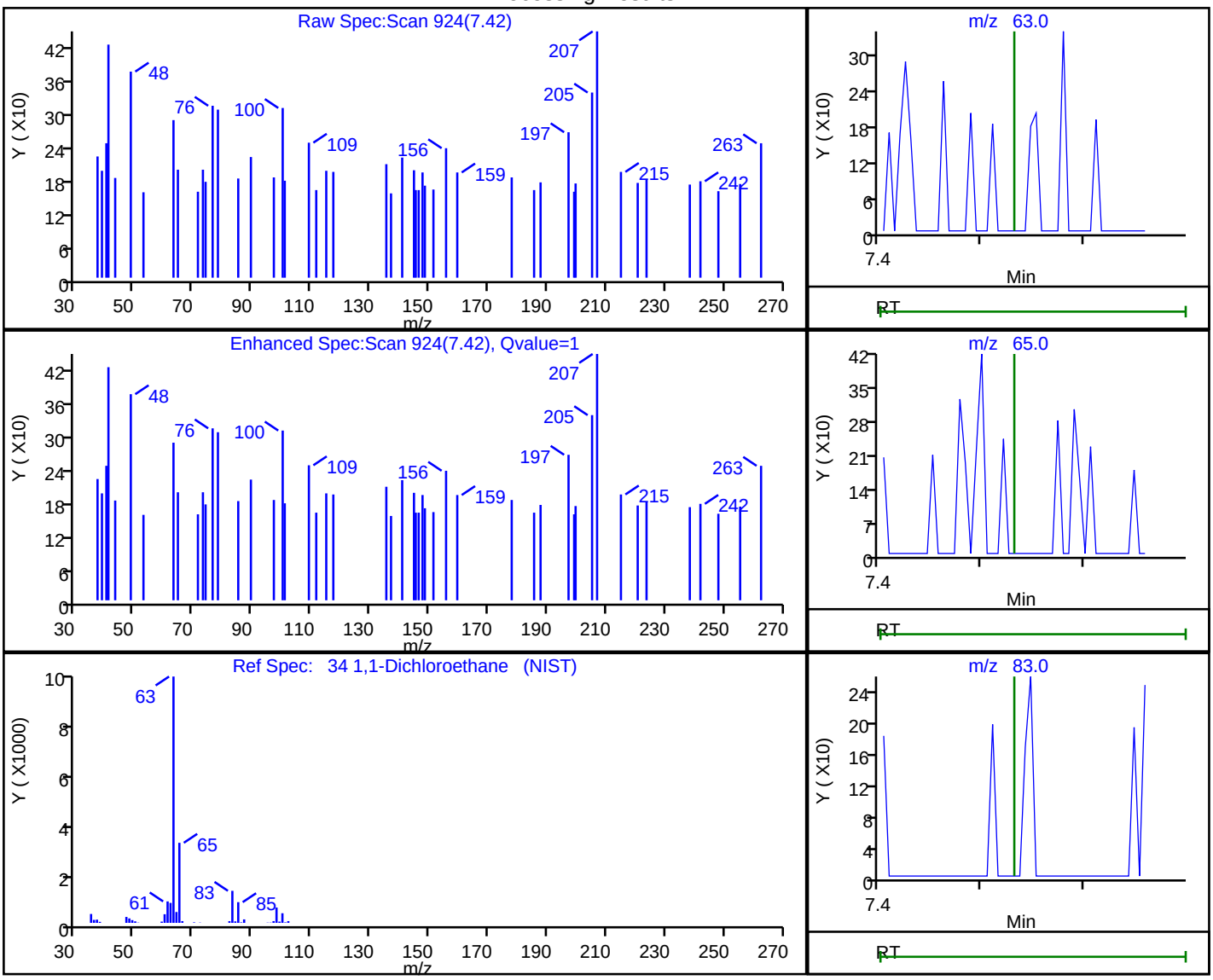

RT	Mass	Response	Amount
7.42	63.00	247	0.016182
7.53	65.00	0	
7.53	83.00	0	

Reviewer: bunmaa, 25-Jun-2021 07:45:23

Audit Action: Marked Compound Undetected Audit Reason: Invalid Compound ID

User Disabled Compound Report

Eurofins TestAmerica, Burlington

Data File:	\\chromfs\Burlington\ChromData\CHG.i\20210624-46538.b\200-46538-006.D				
Injection Date:	24-Jun-2021 11:16:30	Instrument ID:	CHG.i		
Lims ID:	200-59020-A-5	Lab Sample ID:	200-59020-5		
Client ID:	4947				
Operator ID:	ggg	ALS Bottle#:	5	Worklist Smp#:	6
Purge Vol:	200.000 mL	Dil. Factor:	0.2000		
Method:	TO15_MasterMethod_(v1)_G	Limit Group:	AI_TO15_ICAL		
Column:	RTX-624 (0.32 mm)	Detector	MS SCAN		

39 Ethyl acetate, CAS: 141-78-6

Processing Results

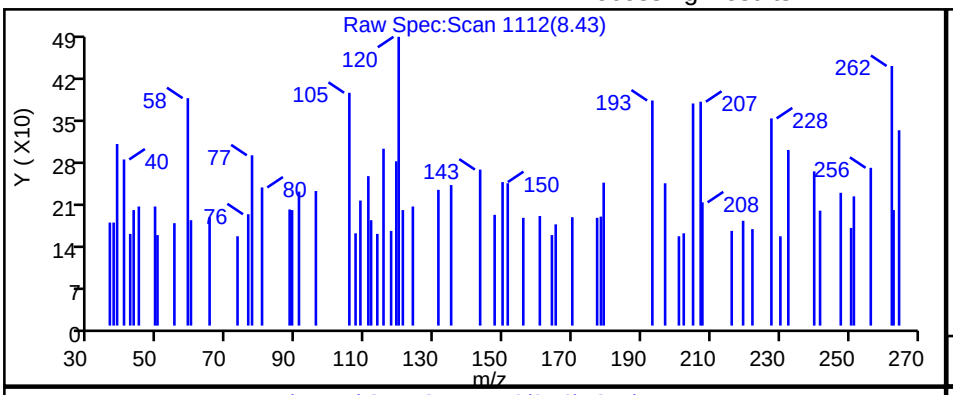

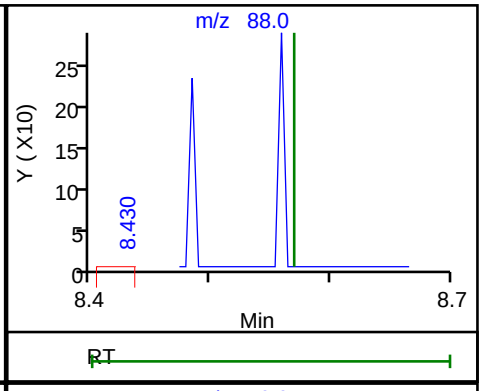

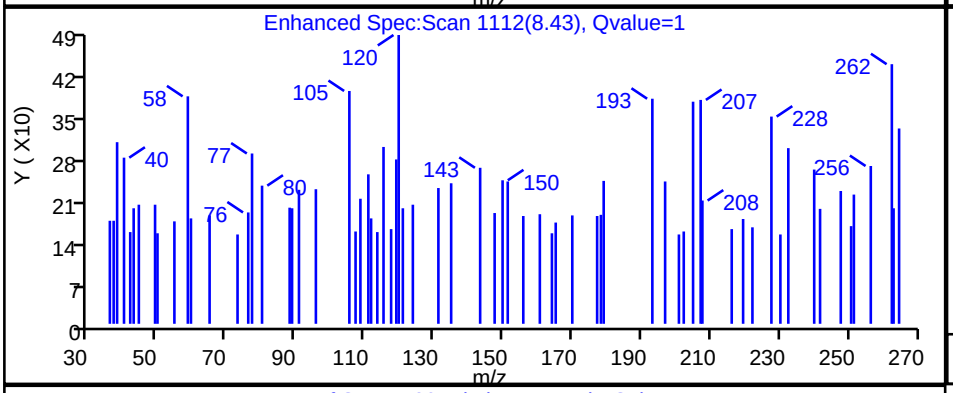

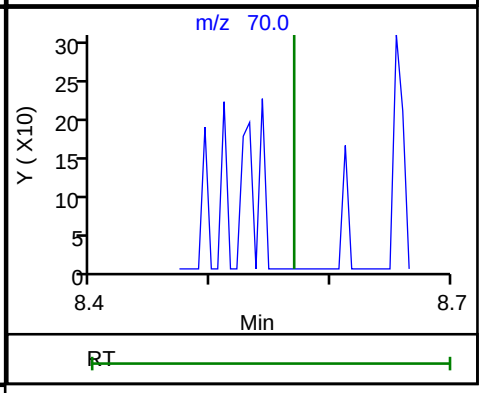

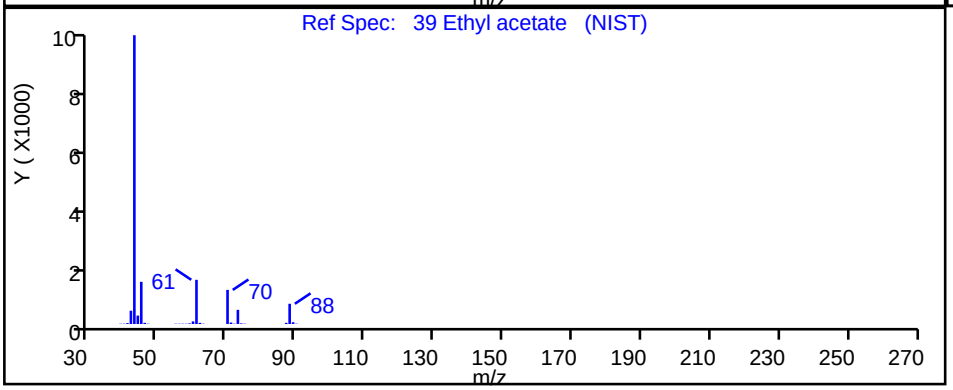

RT	Mass	Response	Amount
8.43	88.00	115	0.260832
8.57	70.00	0	

Reviewer: bunmaa, 25-Jun-2021 07:45:37

Audit Action: Marked Compound Undetected Audit Reason: Invalid Compound ID

User Disabled Compound Report

Eurofins TestAmerica, Burlington

Data File:	\\chromfs\Burlington\ChromData\CHG.i\20210624-46538.b\200-46538-006.D				
Injection Date:	24-Jun-2021 11:16:30	Instrument ID:	CHG.i		
Lims ID:	200-59020-A-5	Lab Sample ID:	200-59020-5		
Client ID:	4947				
Operator ID:	ggg	ALS Bottle#:	5	Worklist Smp#:	6
Purge Vol:	200.000 mL	Dil. Factor:	0.2000		
Method:	TO15_MasterMethod_(v1)_G	Limit Group:	AI_TO15_ICAL		
Column:	RTX-624 (0.32 mm)	Detector	MS SCAN		

38 2-Butanone (MEK), CAS: 78-93-3

Processing Results

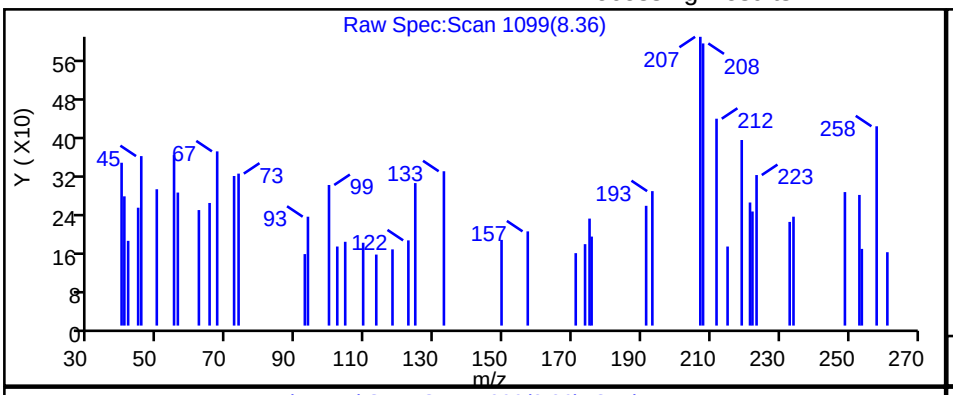

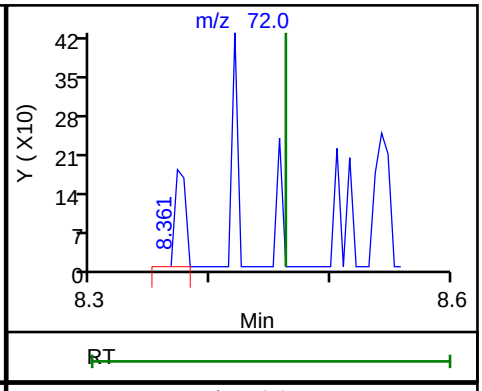

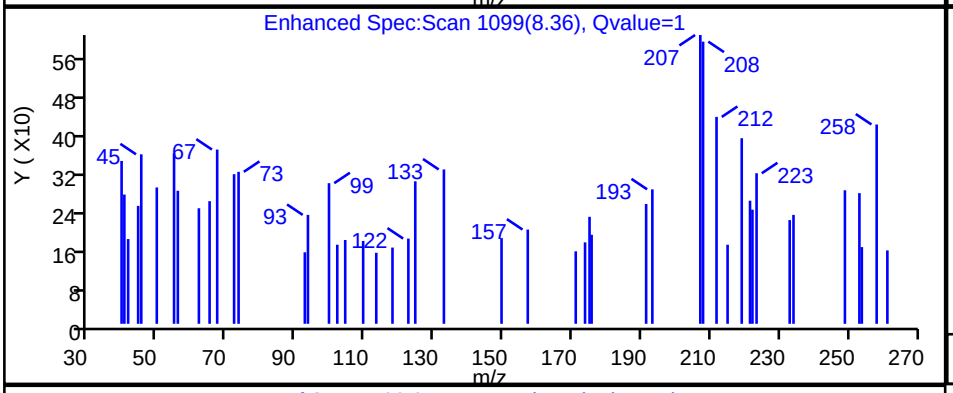

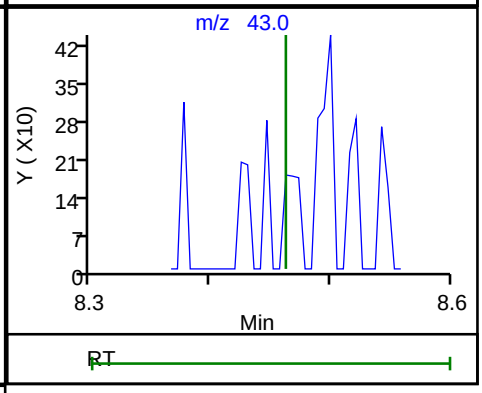

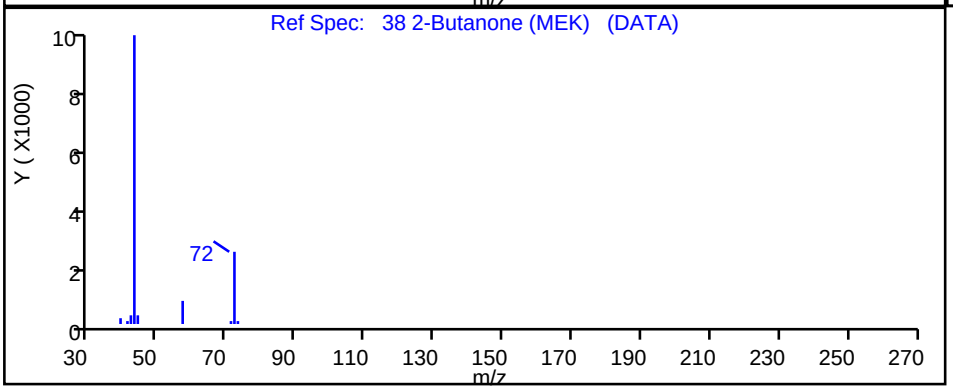

RT	Mass	Response	Amount
8.36	72.00	288	0.092443
8.46	43.00	0	

Reviewer: bunmaa, 25-Jun-2021 07:45:29

Audit Action: Marked Compound Undetected Audit Reason: Invalid Compound ID

User Disabled Compound Report

Eurofins TestAmerica, Burlington

Data File:	\\chromfs\Burlington\ChromData\CHG.i\20210624-46538.b\200-46538-006.D				
Injection Date:	24-Jun-2021 11:16:30	Instrument ID:	CHG.i		
Lims ID:	200-59020-A-5	Lab Sample ID:	200-59020-5		
Client ID:	4947				
Operator ID:	ggg	ALS Bottle#:	5	Worklist Smp#:	6
Purge Vol:	200.000 mL	Dil. Factor:	0.2000		
Method:	TO15_MasterMethod_(v1)_G	Limit Group:	AI_TO15_ICAL		
Column:	RTX-624 (0.32 mm)	Detector	MS SCAN		

37 cis-1,2-Dichloroethene, CAS: 156-59-2

Processing Results

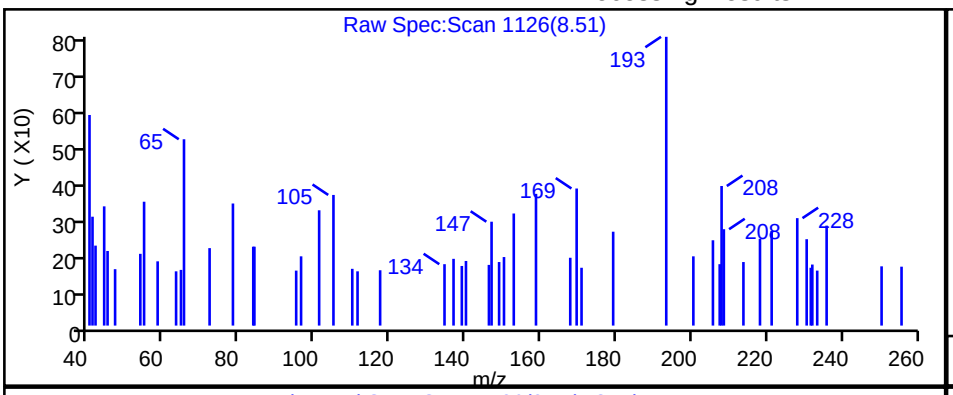

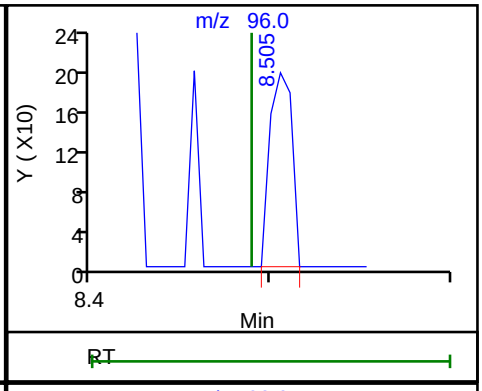

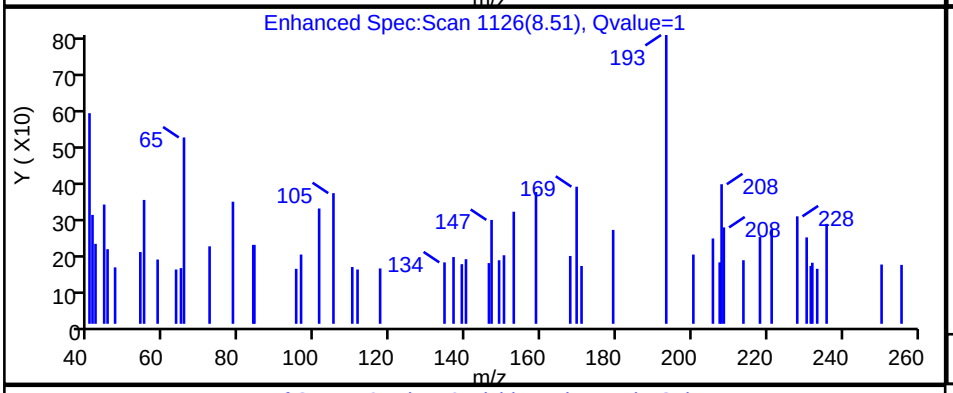

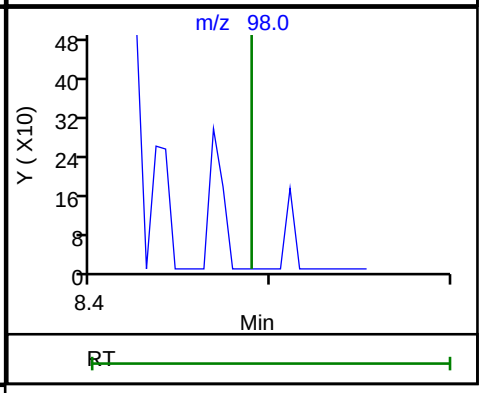

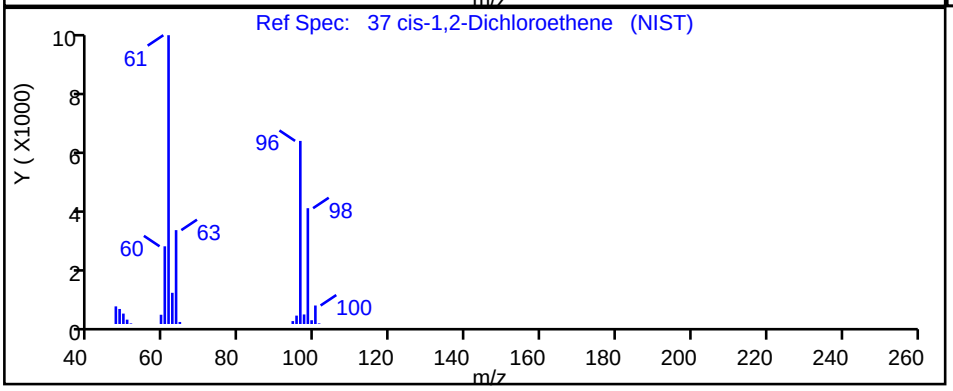

RT	Mass	Response	Amount
8.51	96.00	167	0.018829
8.49	98.00	0	

Reviewer: bunmaa, 25-Jun-2021 07:45:34

Audit Action: Marked Compound Undetected Audit Reason: Invalid Compound ID

User Disabled Compound Report

Eurofins TestAmerica, Burlington

Data File:	\\chromfs\Burlington\ChromData\CHG.i\20210624-46538.b\200-46538-006.D				
Injection Date:	24-Jun-2021 11:16:30	Instrument ID:	CHG.i		
Lims ID:	200-59020-A-5	Lab Sample ID:	200-59020-5		
Client ID:	4947				
Operator ID:	ggg	ALS Bottle#:	5	Worklist Smp#:	6
Purge Vol:	200.000 mL	Dil. Factor:	0.2000		
Method:	TO15_MasterMethod_(v1)_G	Limit Group:	AI_TO15_ICAL		
Column:	RTX-624 (0.32 mm)	Detector	MS SCAN		

43 Cyclohexane, CAS: 110-82-7

Processing Results

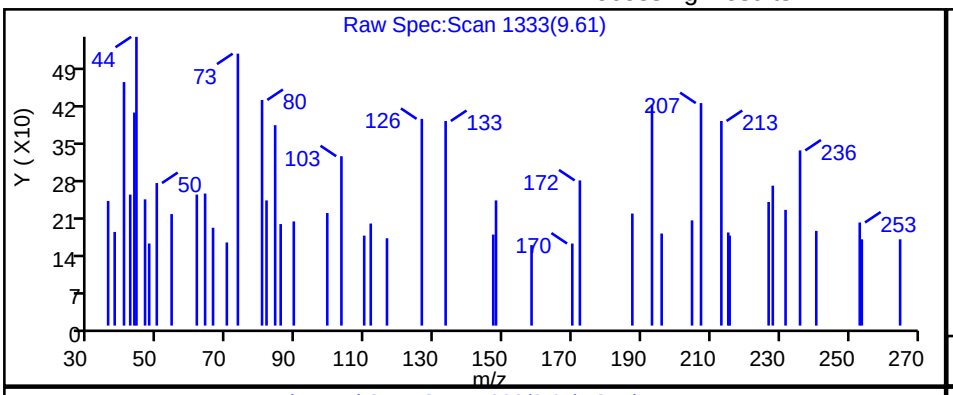

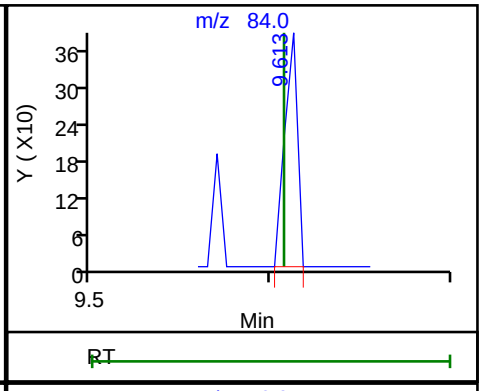

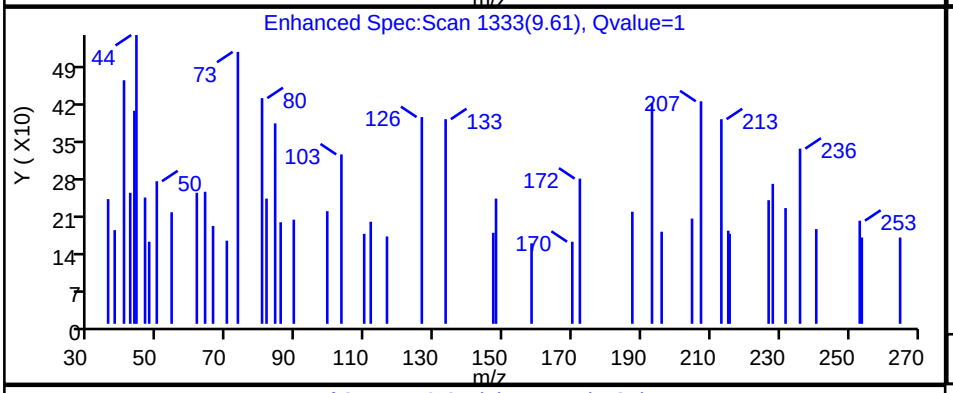

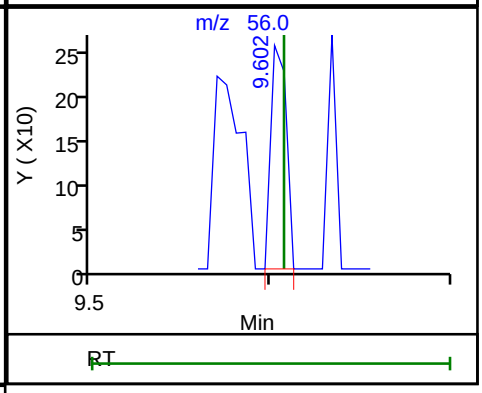

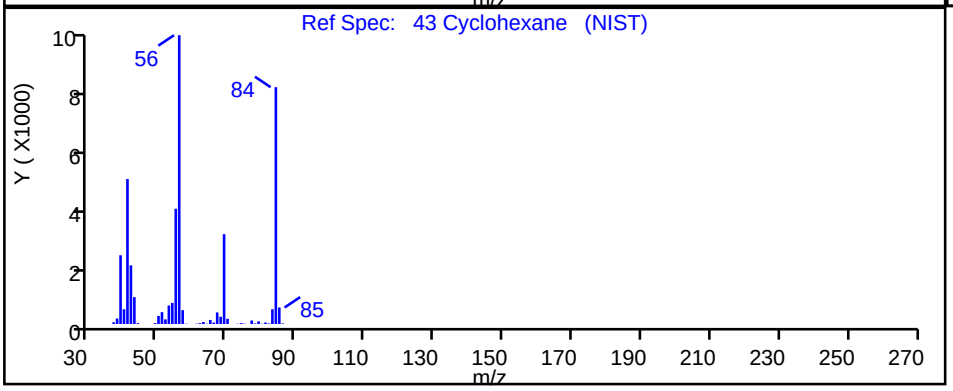

RT	Mass	Response	Amount
9.61	84.00	190	0.014923
9.60	56.00	154	

Reviewer: bunmaa, 25-Jun-2021 07:45:46

Audit Action: Marked Compound Undetected Audit Reason: Invalid Compound ID

User Disabled Compound Report

Eurofins TestAmerica, Burlington

Data File:	\\chromfs\Burlington\ChromData\CHG.i\20210624-46538.b\200-46538-006.D				
Injection Date:	24-Jun-2021 11:16:30	Instrument ID:	CHG.i		
Lims ID:	200-59020-A-5	Lab Sample ID:	200-59020-5		
Client ID:	4947				
Operator ID:	ggg	ALS Bottle#:	5	Worklist Smp#:	6
Purge Vol:	200.000 mL	Dil. Factor:	0.2000		
Method:	TO15_MasterMethod_(v1)_G	Limit Group:	AI_TO15_ICAL		
Column:	RTX-624 (0.32 mm)	Detector	MS SCAN		

47 Benzene, CAS: 71-43-2

Processing Results

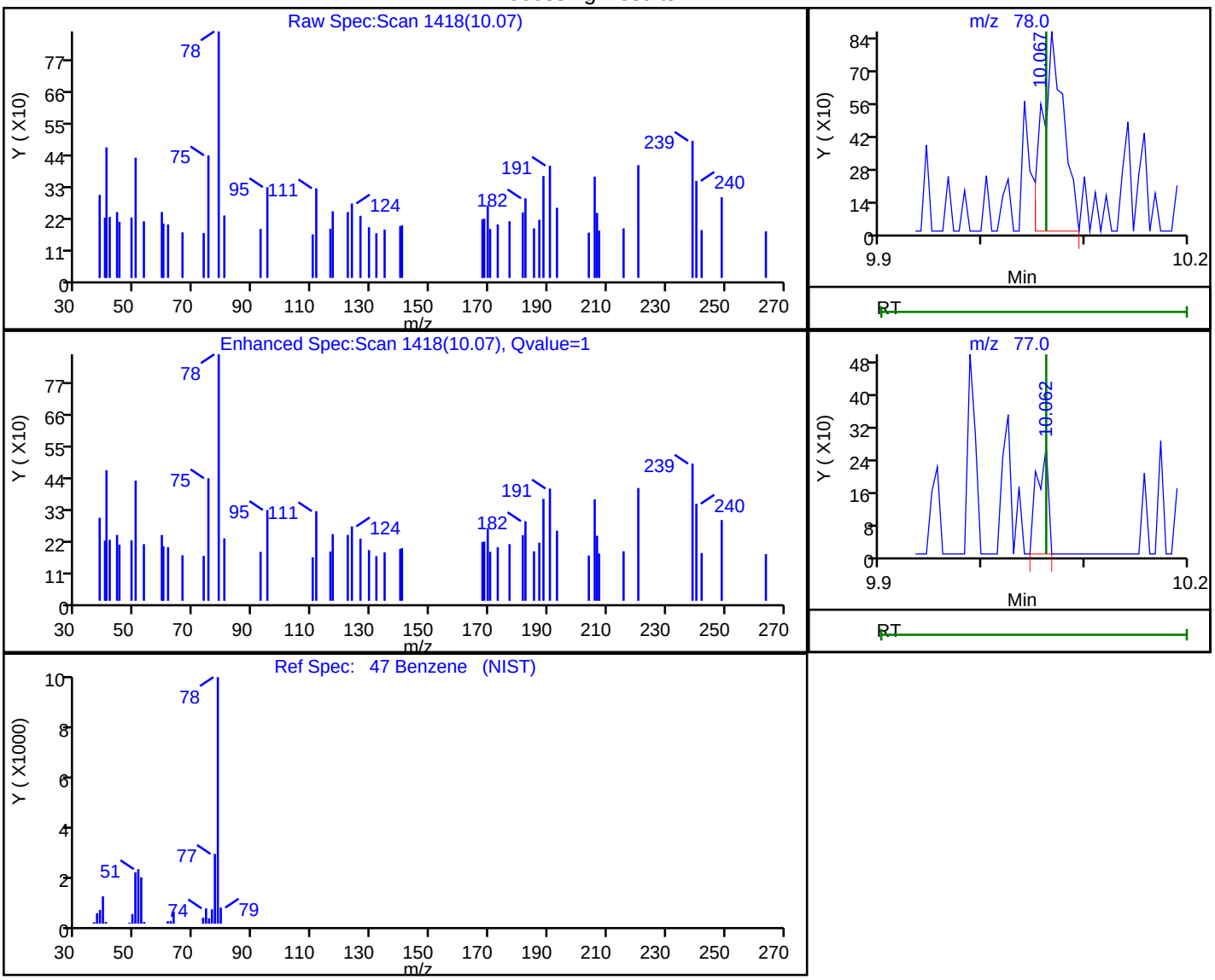

RT	Mass	Response	Amount
10.07	78.00	1209	0.038507
10.06	77.00	202	

Reviewer: bunmaa, 25-Jun-2021 07:45:55

Audit Action: Marked Compound Undetected Audit Reason: Invalid Compound ID

User Disabled Compound Report

Eurofins TestAmerica, Burlington

Data File:	\\chromfs\Burlington\ChromData\CHG.i\20210624-46538.b\200-46538-006.D				
Injection Date:	24-Jun-2021 11:16:30	Instrument ID:	CHG.i		
Lims ID:	200-59020-A-5	Lab Sample ID:	200-59020-5		
Client ID:	4947				
Operator ID:	ggg	ALS Bottle#:	5	Worklist Smp#:	6
Purge Vol:	200.000 mL	Dil. Factor:	0.2000		
Method:	TO15_MasterMethod_(v1)_G	Limit Group:	AI_TO15_ICAL		
Column:	RTX-624 (0.32 mm)	Detector	MS SCAN		

65 Toluene, CAS: 108-88-3

Processing Results

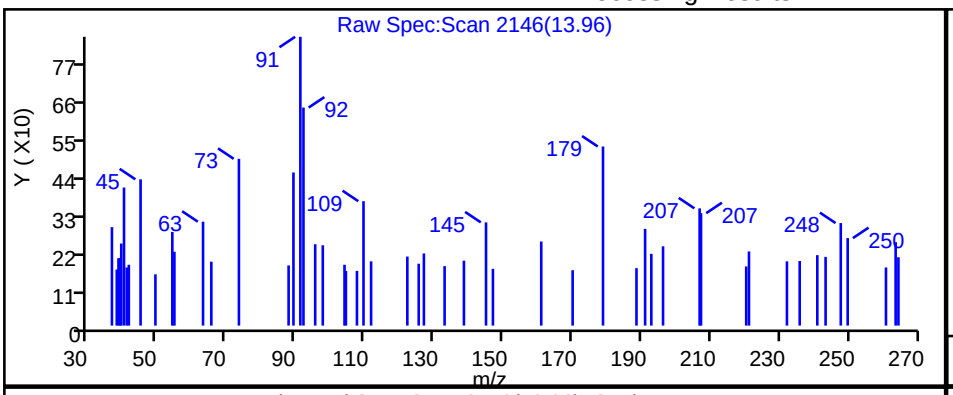

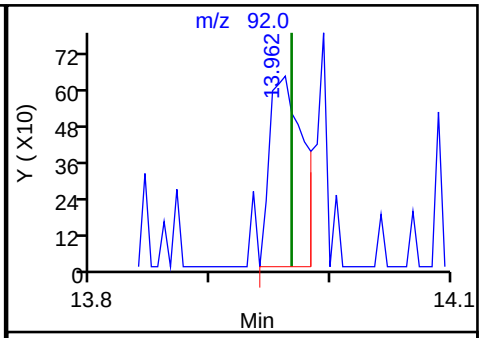

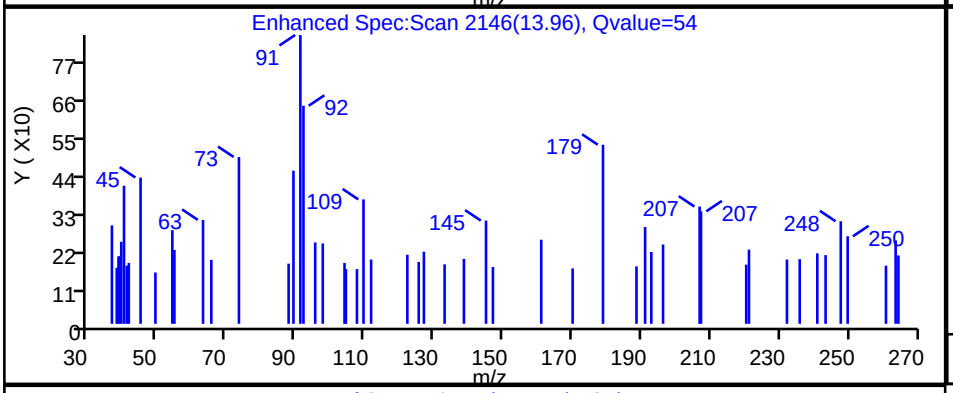

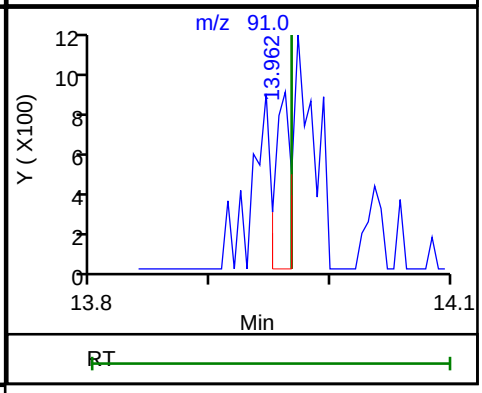

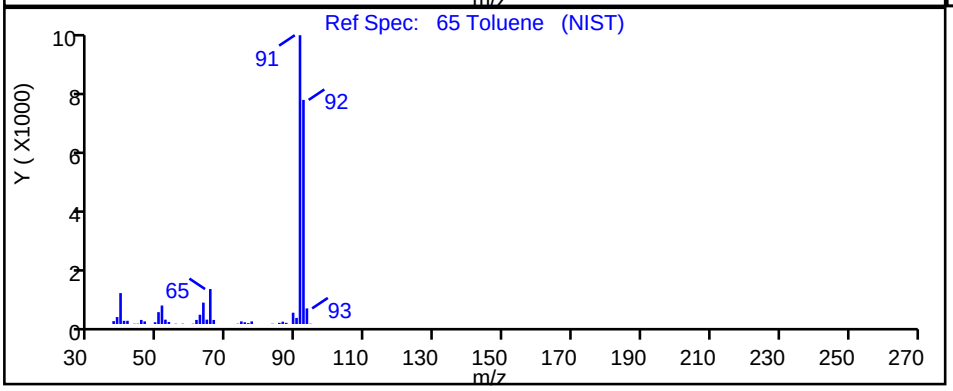

RT	Mass	Response	Amount
13.96	92.00	1237	0.052254
13.96	91.00	738	

Reviewer: bunmaa, 25-Jun-2021 07:46:19

Audit Action: Marked Compound Undetected Audit Reason: Invalid Compound ID

User Disabled Compound Report

Eurofins TestAmerica, Burlington

Data File:	\\chromfs\Burlington\ChromData\CHG.i\20210624-46538.b\200-46538-006.D				
Injection Date:	24-Jun-2021 11:16:30	Instrument ID:	CHG.i		
Lims ID:	200-59020-A-5	Lab Sample ID:	200-59020-5		
Client ID:	4947				
Operator ID:	ggg	ALS Bottle#:	5	Worklist Smp#:	6
Purge Vol:	200.000 mL	Dil. Factor:	0.2000		
Method:	TO15_MasterMethod_(v1)_G	Limit Group:	AI_TO15_ICAL		
Column:	RTX-624 (0.32 mm)	Detector	MS SCAN		

72 Ethylene Dibromide, CAS: 106-93-4

Processing Results

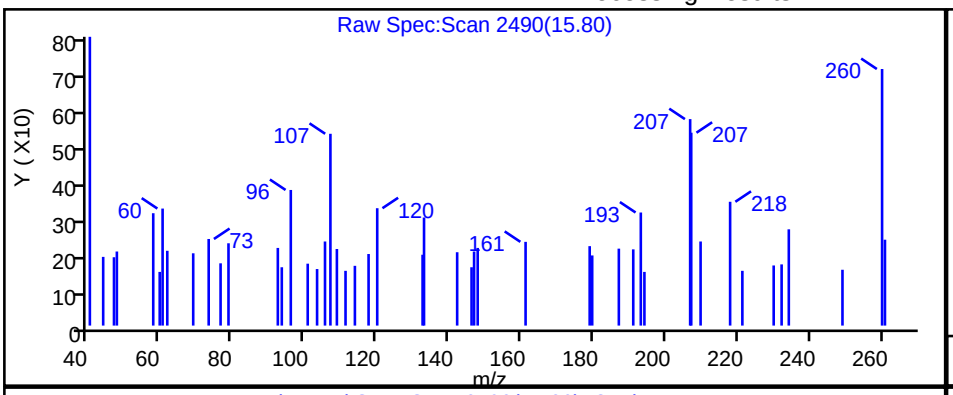

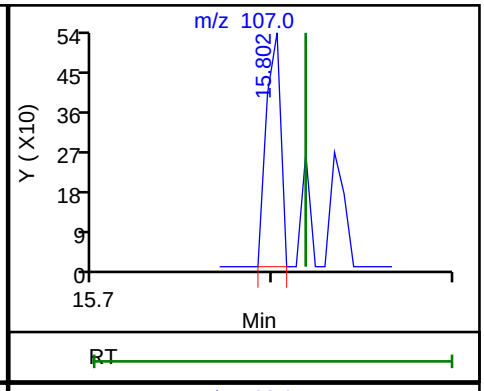

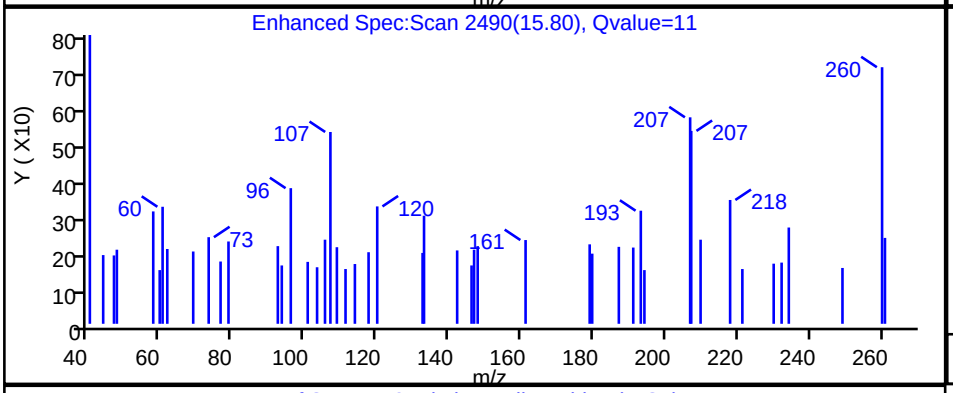

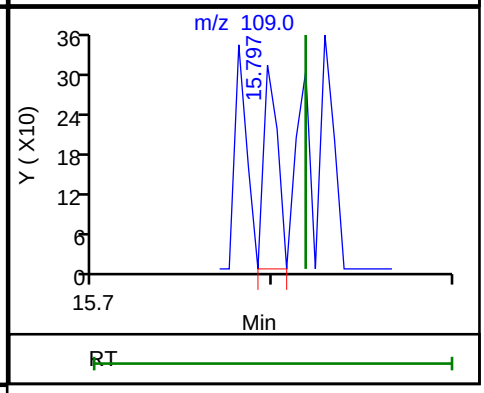

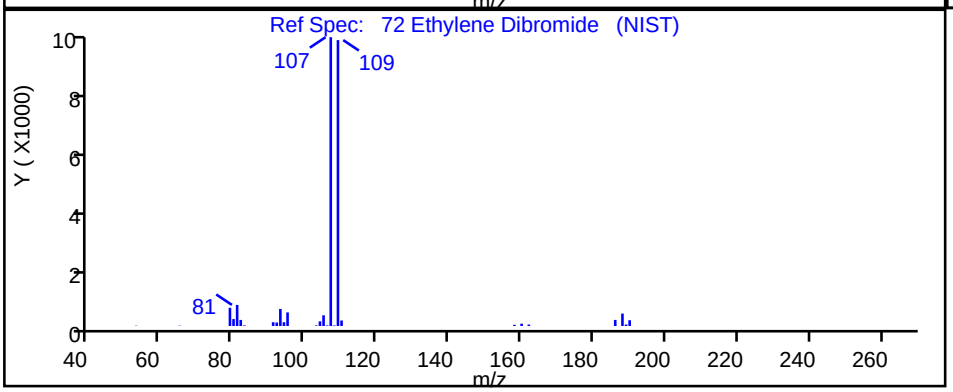

RT	Mass	Response	Amount
15.80	107.00	299	0.012827
15.80	109.00	169	

Reviewer: bunmaa, 25-Jun-2021 07:46:41

Audit Action: Marked Compound Undetected Audit Reason: Invalid Compound ID

User Disabled Compound Report

Eurofins TestAmerica, Burlington

Data File:	\\chromfs\Burlington\ChromData\CHG.i\20210624-46538.b\200-46538-006.D				
Injection Date:	24-Jun-2021 11:16:30	Instrument ID:	CHG.i		
Lims ID:	200-59020-A-5	Lab Sample ID:	200-59020-5		
Client ID:	4947				
Operator ID:	ggg	ALS Bottle#:	5	Worklist Smp#:	6
Purge Vol:	200.000 mL	Dil. Factor:	0.2000		
Method:	TO15_MasterMethod_(v1)_G	Limit Group:	AI_TO15_ICAL		
Column:	RTX-624 (0.32 mm)	Detector	MS SCAN		

75 Chlorobenzene, CAS: 108-90-7

Processing Results

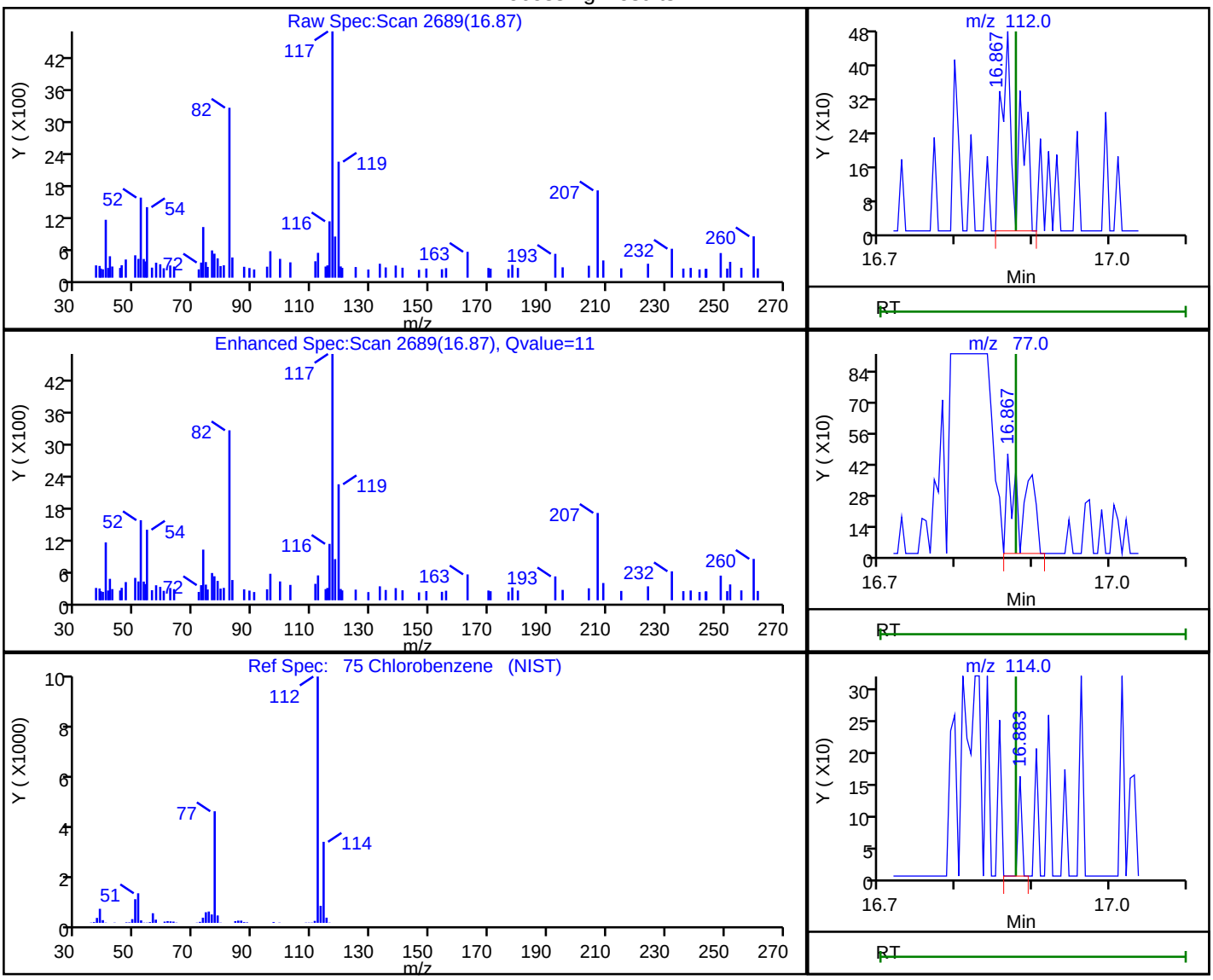

RT	Mass	Response	Amount
16.87	112.00	641	0.018674
16.87	77.00	692	
16.88	114.00	51	

Reviewer: bunmaa, 25-Jun-2021 07:46:45

Audit Action: Marked Compound Undetected Audit Reason: Invalid Compound ID

Manual Integration/User Assign Peak Report

Eurofins TestAmerica, Burlington

Data File:	\\chromfs\Burlington\ChromData\CHG.i\20210624-46538.b\200-46538-006.D				
Injection Date:	24-Jun-2021 11:16:30	Instrument ID:	CHG.i		
Lims ID:	200-59020-A-5	Lab Sample ID:	200-59020-5		
Client ID:	4947				
Operator ID:	ggg	ALS Bottle#:	5	Worklist Smp#:	6
Purge Vol:	200.000 mL	Dil. Factor:	0.2000		
Method:	TO15_MasterMethod_(v1)_G	Limit Group:	AI_TO15_ICAL		
Column:	RTX-624 (0.32 mm)	Detector	MS SCAN		

76 Ethylbenzene, CAS: 100-41-4

Signal: 1

Processing Integration Results

RT: 17.10
Area: 1215
Amount: 0.021674
Amount Units: ppb v/v

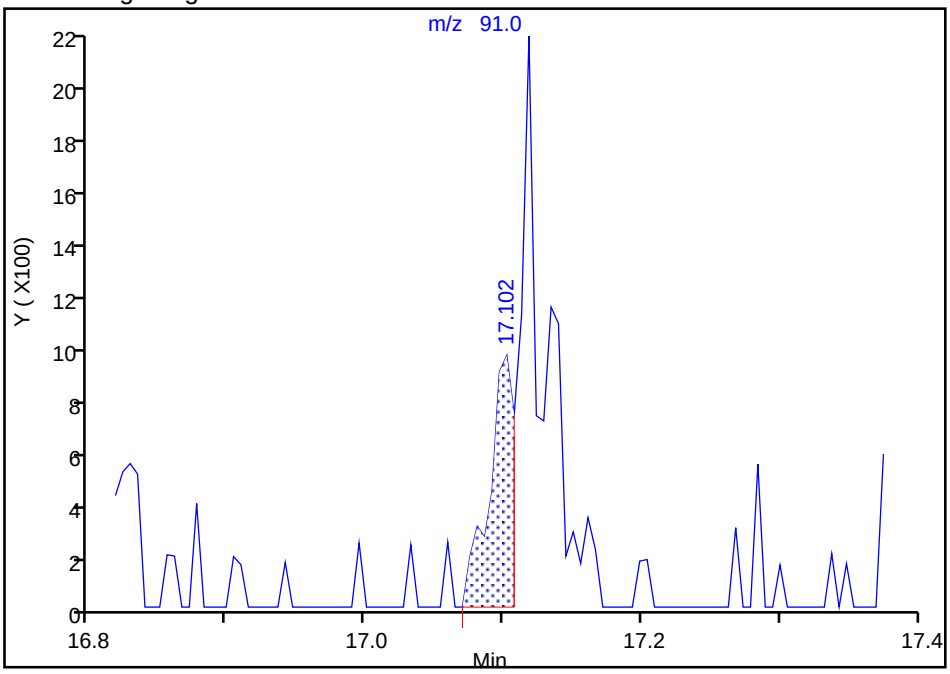

Manual Integration Results

RT: 17.12
Area: 2503
Amount: 0.044651
Amount Units: ppb v/v

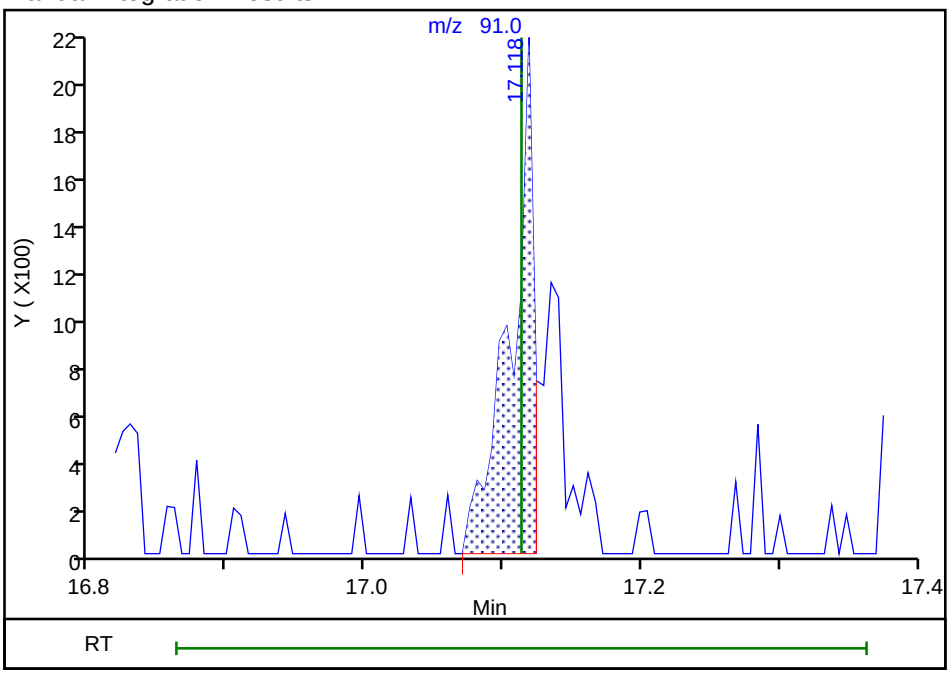

Reviewer: bunmaa, 25-Jun-2021 07:47:10

Audit Action: Manually Integrated Audit Reason: Assign Peak

User Disabled Compound Report

Eurofins TestAmerica, Burlington

Data File:	\\chromfs\Burlington\ChromData\CHG.i\20210624-46538.b\200-46538-006.D				
Injection Date:	24-Jun-2021 11:16:30	Instrument ID:	CHG.i		
Lims ID:	200-59020-A-5	Lab Sample ID:	200-59020-5		
Client ID:	4947				
Operator ID:	ggg	ALS Bottle#:	5	Worklist Smp#:	6
Purge Vol:	200.000 mL	Dil. Factor:	0.2000		
Method:	TO15_MasterMethod_(v1)_G	Limit Group:	AI_TO15_ICAL		
Column:	RTX-624 (0.32 mm)	Detector	MS SCAN		

78 m-Xylene & p-Xylene, CAS: 179601-23-1

Processing Results

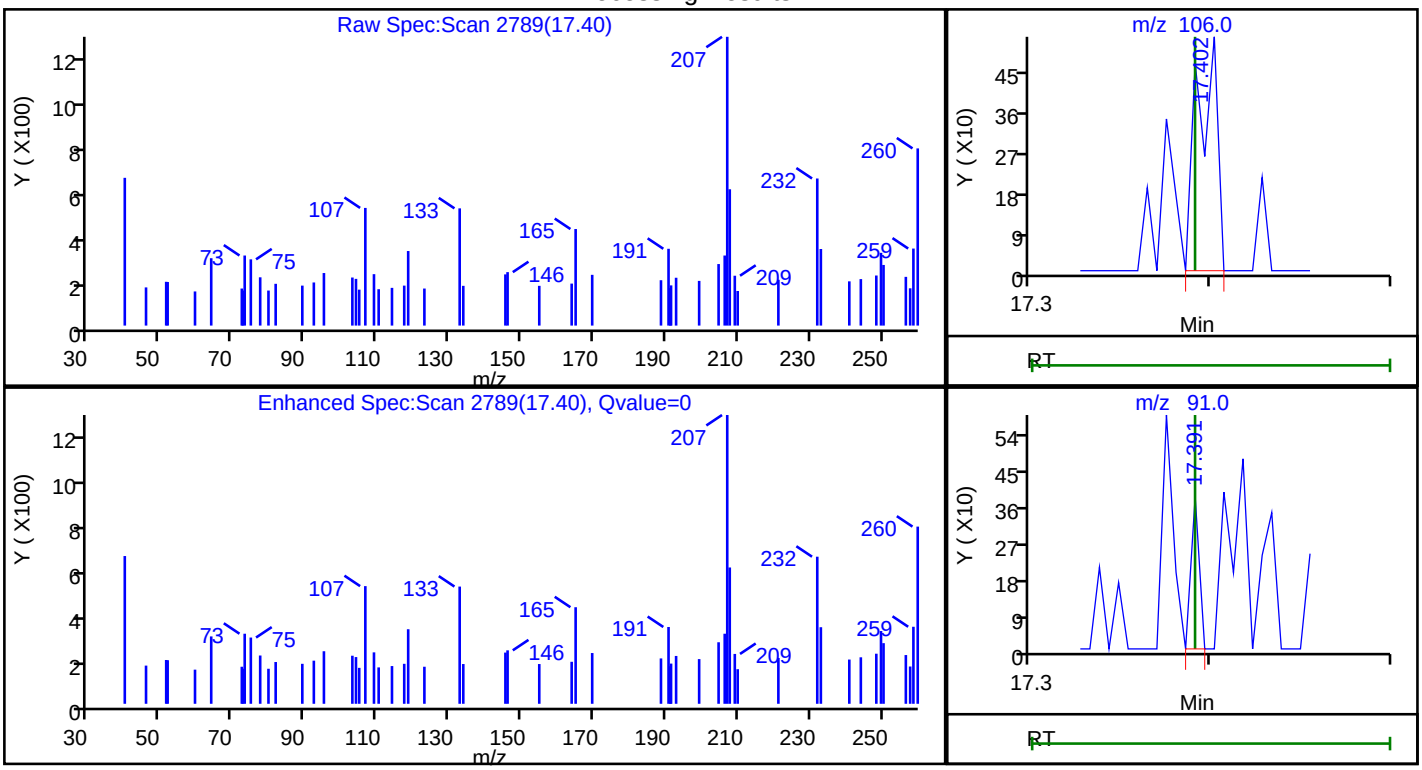

RT	Mass	Response	Amount
17.40	106.00	400	0.019150
17.39	91.00	122	

Reviewer: bunmaa, 25-Jun-2021 07:47:19

Audit Action: Marked Compound Undetected Audit Reason: Invalid Compound ID

Manual Integration/User Assign Peak Report

Eurofins TestAmerica, Burlington

Data File:	\\chromfs\Burlington\ChromData\CHG.i\20210624-46538.b\200-46538-006.D				
Injection Date:	24-Jun-2021 11:16:30	Instrument ID:	CHG.i		
Lims ID:	200-59020-A-5	Lab Sample ID:	200-59020-5		
Client ID:	4947				
Operator ID:	ggg	ALS Bottle#:	5	Worklist Smp#:	6
Purge Vol:	200.000 mL	Dil. Factor:	0.2000		
Method:	TO15_MasterMethod_(v1)_G	Limit Group:	AI_TO15_ICAL		
Column:	RTX-624 (0.32 mm)	Detector	MS SCAN		

79 o-Xylene, CAS: 95-47-6

Signal: 1

Processing Integration Results

RT: 18.21
Area: 1142
Amount: 0.054953
Amount Units: ppb v/v

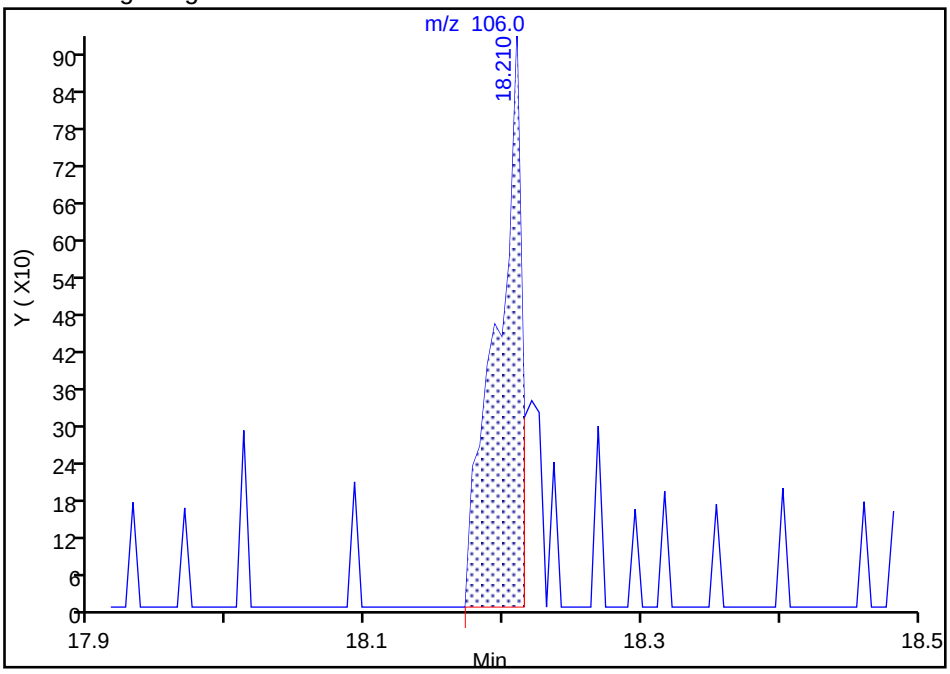

Manual Integration Results

RT: 18.21
Area: 1350
Amount: 0.064962
Amount Units: ppb v/v

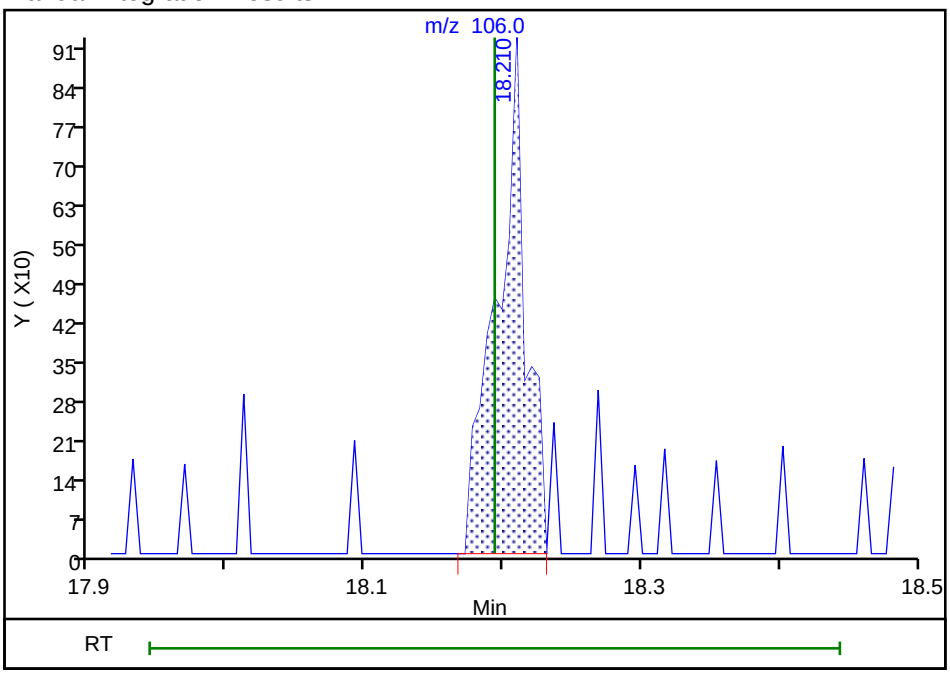

Reviewer: bunmaa, 25-Jun-2021 07:47:29

Audit Action: Manually Integrated Audit Reason: Assign Peak

User Disabled Compound Report

Eurofins TestAmerica, Burlington

Data File:	\\chromfs\Burlington\ChromData\CHG.i\20210624-46538.b\200-46538-006.D				
Injection Date:	24-Jun-2021 11:16:30	Instrument ID:	CHG.i		
Lims ID:	200-59020-A-5	Lab Sample ID:	200-59020-5		
Client ID:	4947				
Operator ID:	ggg	ALS Bottle#:	5	Worklist Smp#:	6
Purge Vol:	200.000 mL	Dil. Factor:	0.2000		
Method:	TO15_MasterMethod_(v1)_G	Limit Group:	AI_TO15_ICAL		
Column:	RTX-624 (0.32 mm)	Detector	MS SCAN		

80 Styrene, CAS: 100-42-5

Processing Results

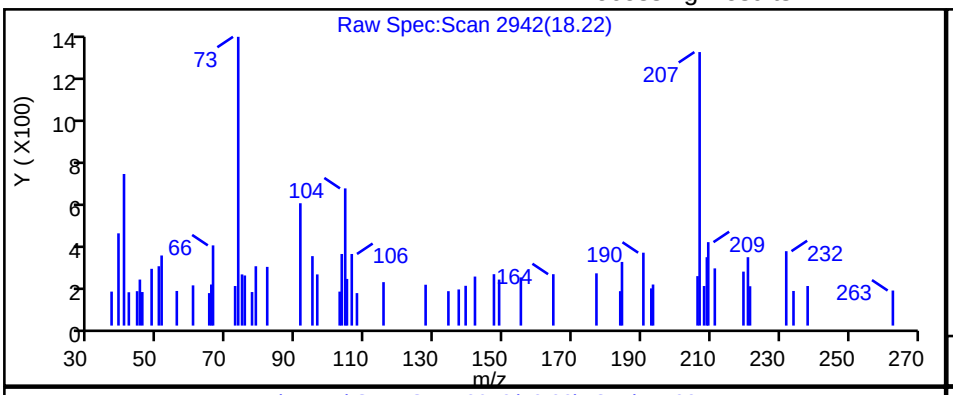

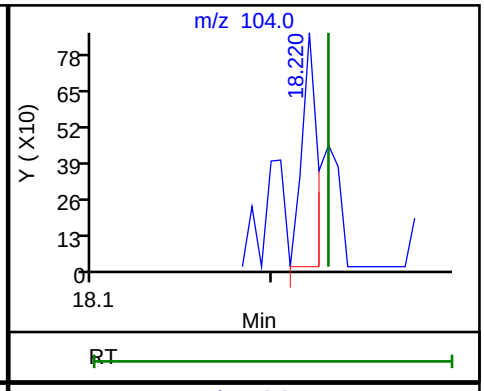

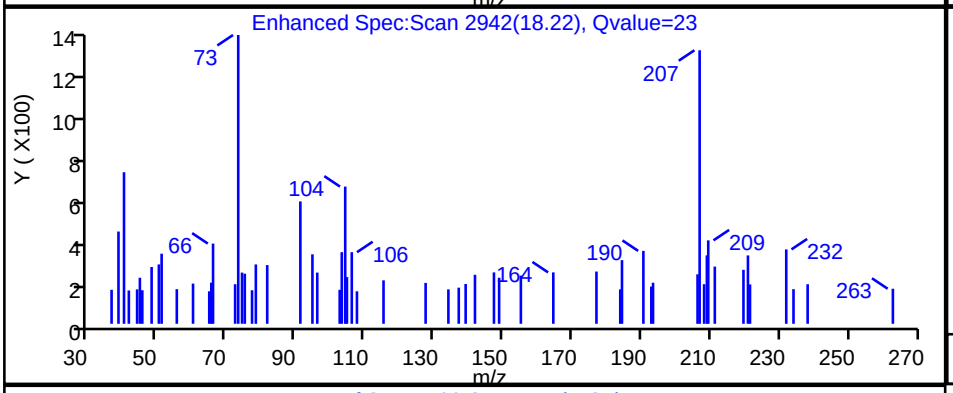

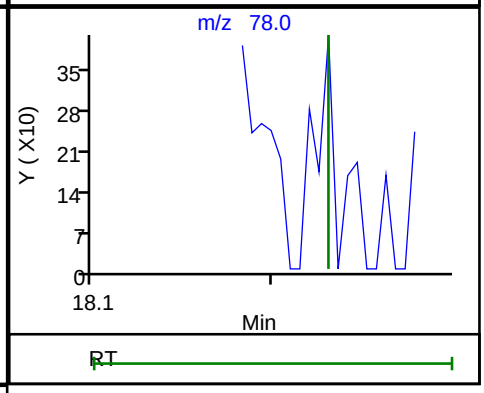

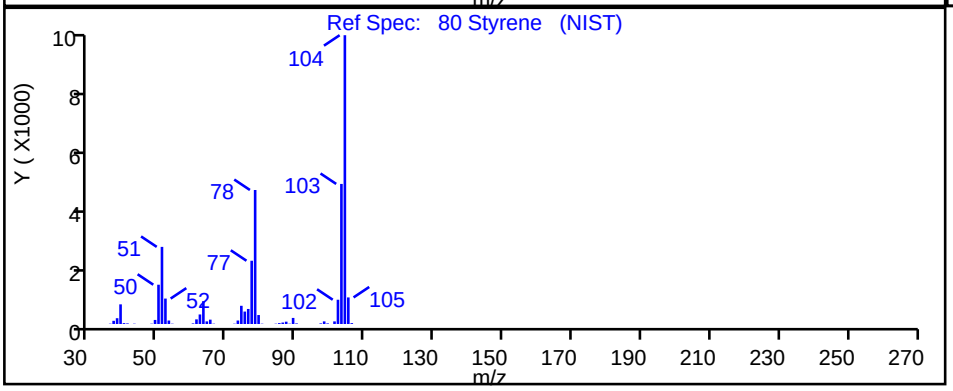

RT	Mass	Response	Amount
18.22	104.00	491	0.016294
18.23	78.00	0	

Reviewer: bunmaa, 25-Jun-2021 07:47:59

Audit Action: Marked Compound Undetected Audit Reason: Invalid Compound ID

User Disabled Compound Report

Eurofins TestAmerica, Burlington

Data File:	\\chromfs\Burlington\ChromData\CHG.i\20210624-46538.b\200-46538-006.D				
Injection Date:	24-Jun-2021 11:16:30	Instrument ID:	CHG.i		
Lims ID:	200-59020-A-5	Lab Sample ID:	200-59020-5		
Client ID:	4947				
Operator ID:	ggg	ALS Bottle#:	5	Worklist Smp#:	6
Purge Vol:	200.000 mL	Dil. Factor:	0.2000		
Method:	TO15_MasterMethod_(v1)_G	Limit Group:	AI_TO15_ICAL		
Column:	RTX-624 (0.32 mm)	Detector	MS SCAN		

88 4-Ethyltoluene, CAS: 622-96-8

Processing Results

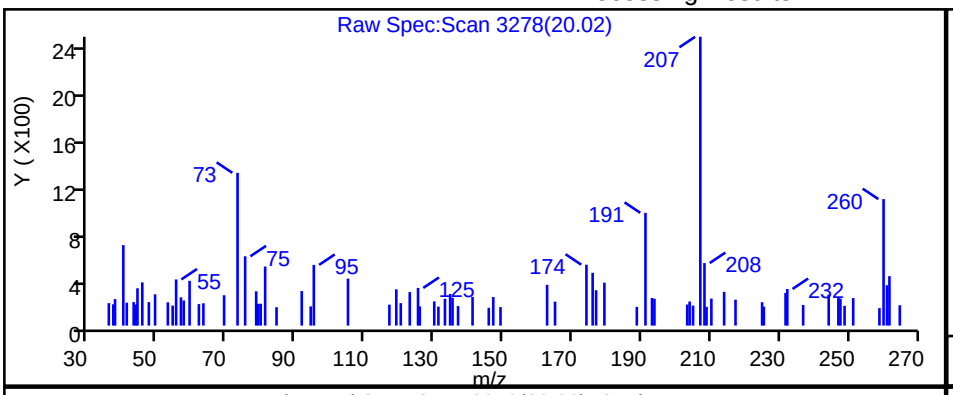

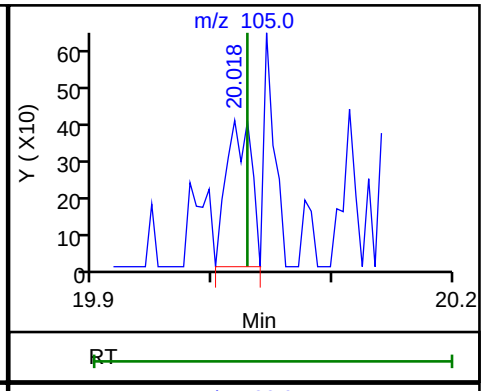

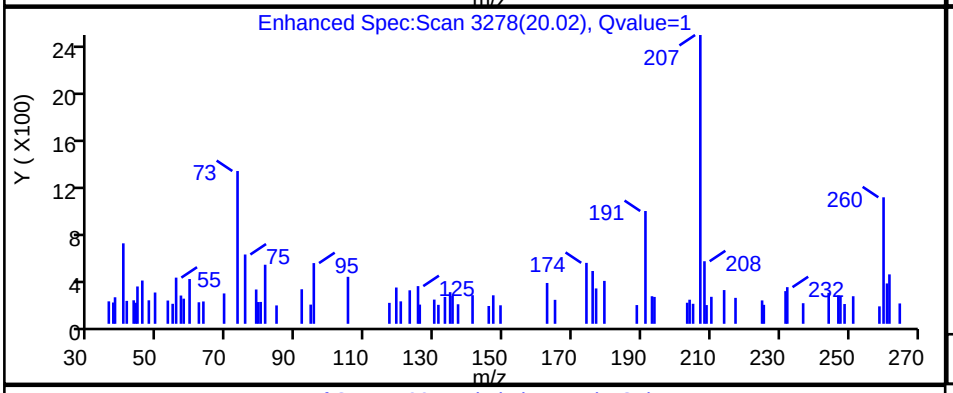

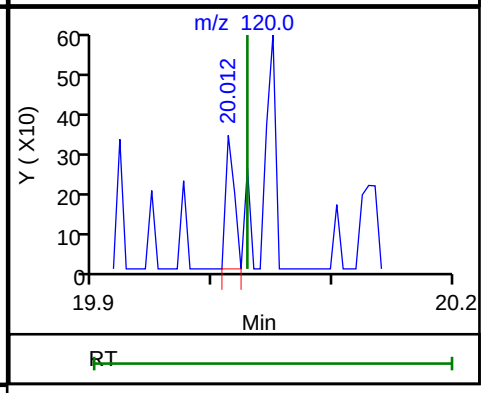

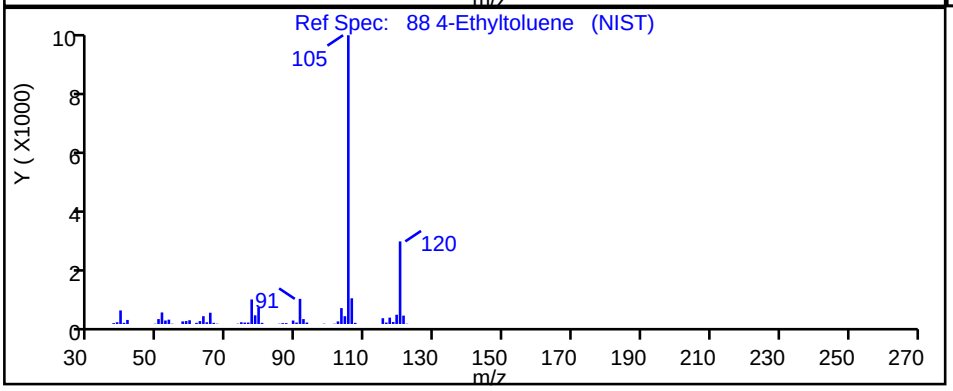

RT	Mass	Response	Amount
20.02	105.00	587	0.010036
20.01	120.00	171	

Reviewer: bunmaa, 25-Jun-2021 07:48:23

Audit Action: Marked Compound Undetected Audit Reason: Invalid Compound ID

User Disabled Compound Report

Eurofins TestAmerica, Burlington

Data File:	\\chromfs\Burlington\ChromData\CHG.i\20210624-46538.b\200-46538-006.D				
Injection Date:	24-Jun-2021 11:16:30	Instrument ID:	CHG.i		
Lims ID:	200-59020-A-5	Lab Sample ID:	200-59020-5		
Client ID:	4947				
Operator ID:	ggg	ALS Bottle#:	5	Worklist Smp#:	6
Purge Vol:	200.000 mL	Dil. Factor:	0.2000		
Method:	TO15_MasterMethod_(v1)_G	Limit Group:	AI_TO15_ICAL		
Column:	RTX-624 (0.32 mm)	Detector	MS SCAN		

89 2-Chlorotoluene, CAS: 95-49-8

Processing Results

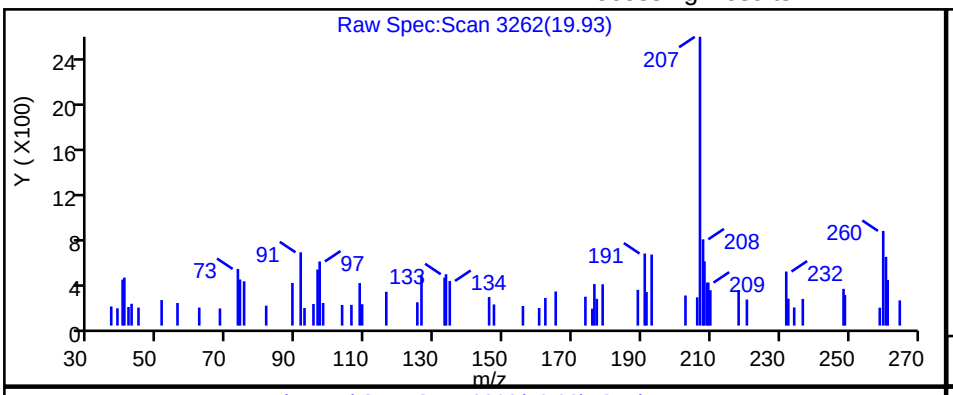

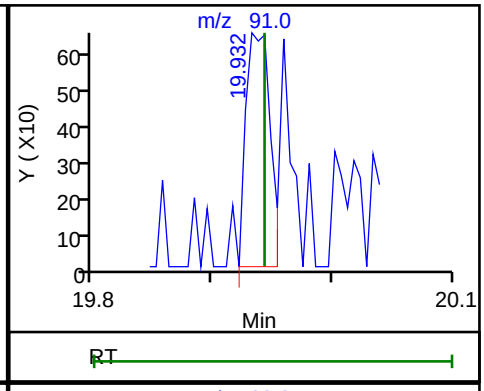

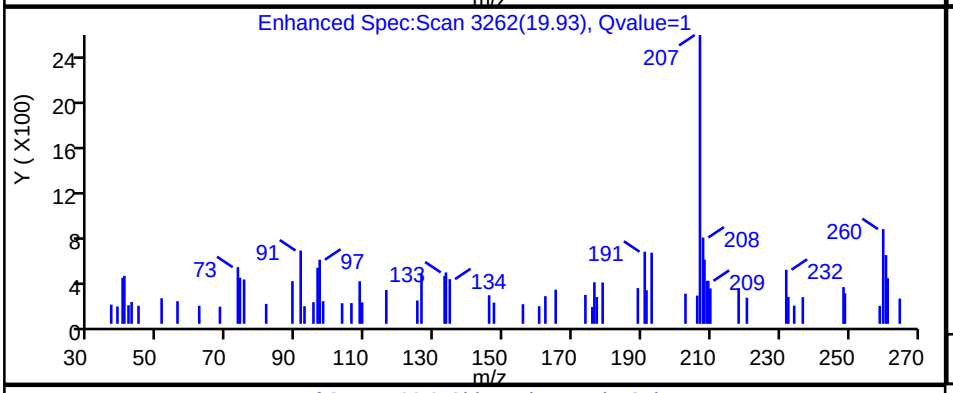

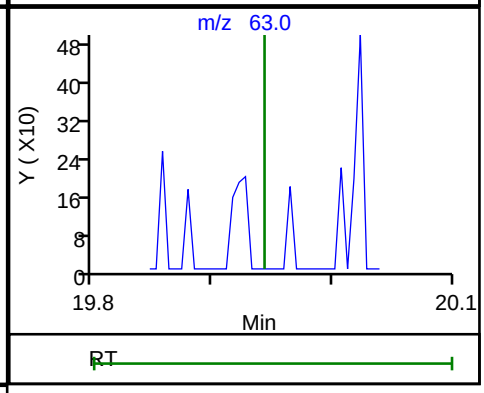

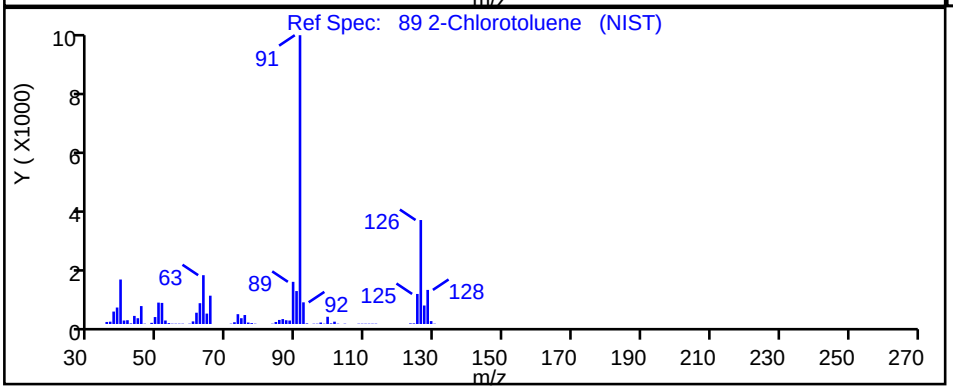

RT	Mass	Response	Amount
19.93	91.00	929	0.019719
19.94	63.00	0	

Reviewer: bunmaa, 25-Jun-2021 07:48:17

Audit Action: Marked Compound Undetected Audit Reason: Invalid Compound ID

User Disabled Compound Report

Eurofins TestAmerica, Burlington

Data File:	\\chromfs\Burlington\ChromData\CHG.i\20210624-46538.b\200-46538-006.D				
Injection Date:	24-Jun-2021 11:16:30	Instrument ID:	CHG.i		
Lims ID:	200-59020-A-5	Lab Sample ID:	200-59020-5		
Client ID:	4947				
Operator ID:	ggg	ALS Bottle#:	5	Worklist Smp#:	6
Purge Vol:	200.000 mL	Dil. Factor:	0.2000		
Method:	TO15_MasterMethod_(v1)_G	Limit Group:	AI_TO15_ICAL		
Column:	RTX-624 (0.32 mm)	Detector	MS SCAN		

92 tert-Butylbenzene, CAS: 98-06-6

Processing Results

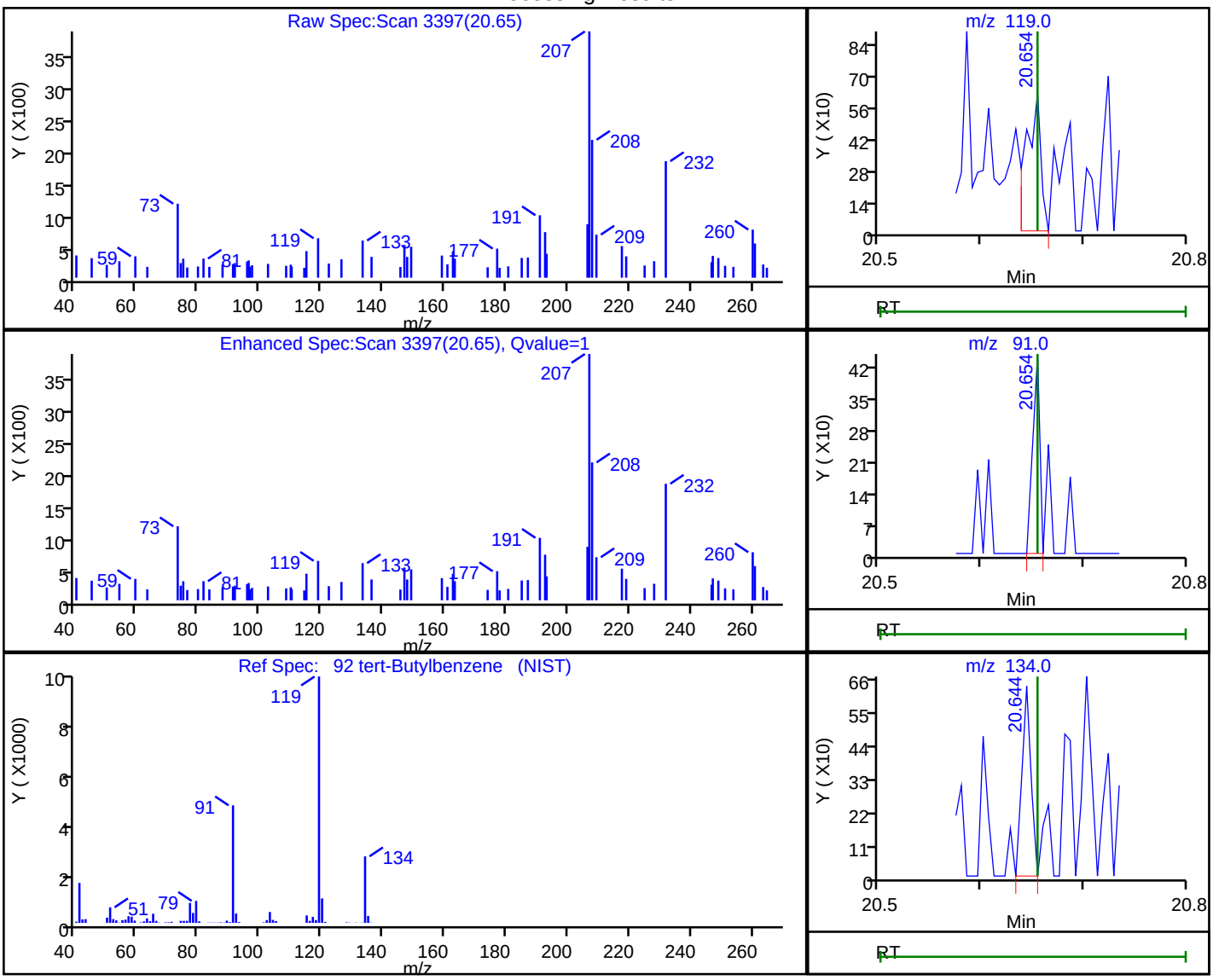

RT	Mass	Response	Amount
20.65	119.00	611	0.012400
20.65	91.00	215	
20.64	134.00	388	

Reviewer: bunmaa, 25-Jun-2021 07:48:28

Audit Action: Marked Compound Undetected Audit Reason: Invalid Compound ID

User Disabled Compound Report

Eurofins TestAmerica, Burlington

Data File:	\\chromfs\Burlington\ChromData\CHG.i\20210624-46538.b\200-46538-006.D				
Injection Date:	24-Jun-2021 11:16:30	Instrument ID:	CHG.i		
Lims ID:	200-59020-A-5	Lab Sample ID:	200-59020-5		
Client ID:	4947				
Operator ID:	ggg	ALS Bottle#:	5	Worklist Smp#:	6
Purge Vol:	200.000 mL	Dil. Factor:	0.2000		
Method:	TO15_MasterMethod_(v1)_G	Limit Group:	AI_TO15_ICAL		
Column:	RTX-624 (0.32 mm)	Detector	MS SCAN		

93 1,2,4-Trimethylbenzene, CAS: 95-63-6

Processing Results

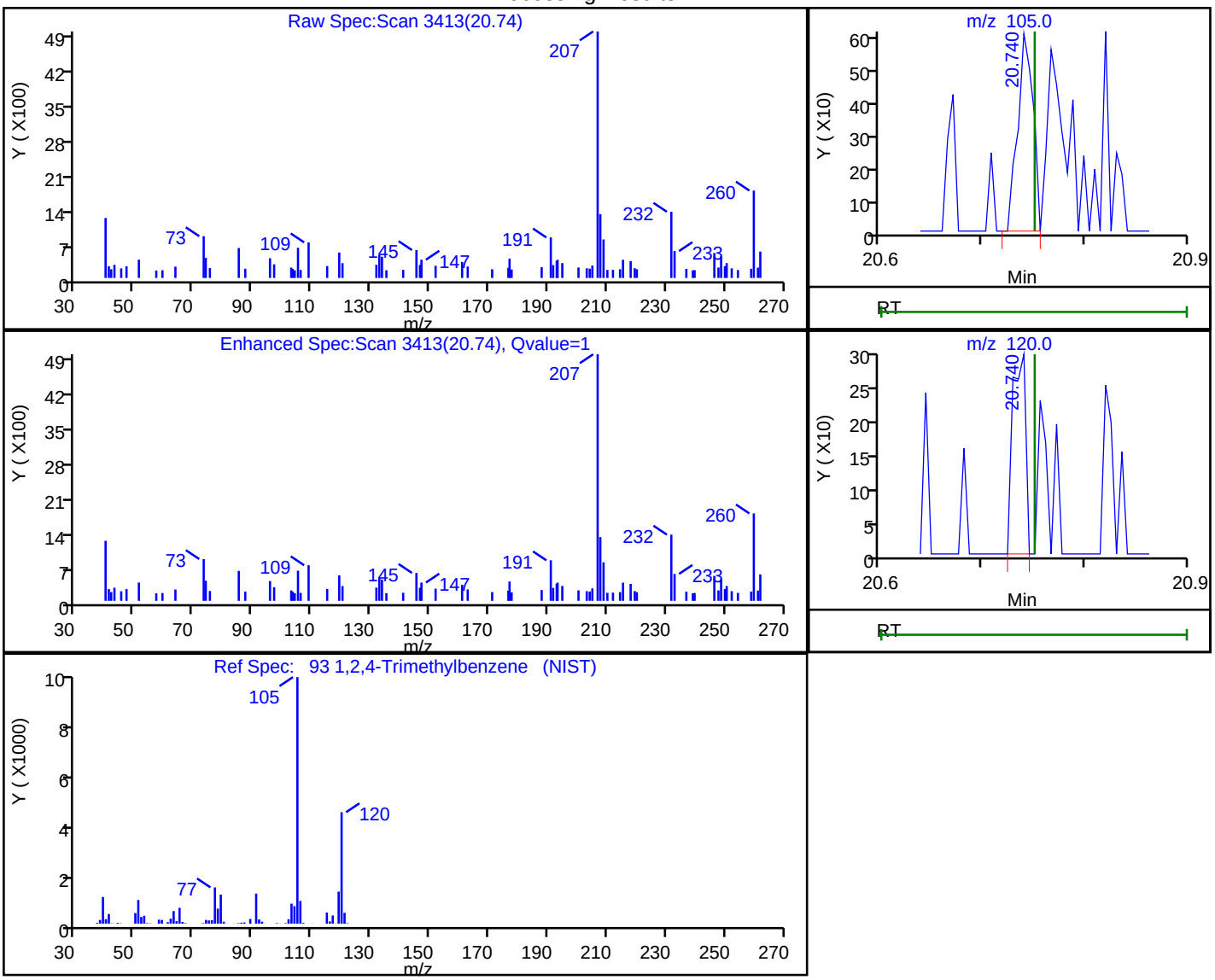

RT	Mass	Response	Amount
20.74	105.00	635	0.012172
20.74	120.00	263	

Reviewer: bunmaa, 25-Jun-2021 07:48:32

Audit Action: Marked Compound Undetected Audit Reason: Invalid Compound ID

User Disabled Compound Report

Eurofins TestAmerica, Burlington

Data File:	\\chromfs\Burlington\ChromData\CHG.i\20210624-46538.b\200-46538-006.D				
Injection Date:	24-Jun-2021 11:16:30	Instrument ID:	CHG.i		
Lims ID:	200-59020-A-5	Lab Sample ID:	200-59020-5		
Client ID:	4947				
Operator ID:	ggg	ALS Bottle#:	5	Worklist Smp#:	6
Purge Vol:	200.000 mL	Dil. Factor:	0.2000		
Method:	TO15_MasterMethod_(v1)_G	Limit Group:	AI_TO15_ICAL		
Column:	RTX-624 (0.32 mm)	Detector	MS SCAN		

95 4-Isopropyltoluene, CAS: 99-87-6

Processing Results

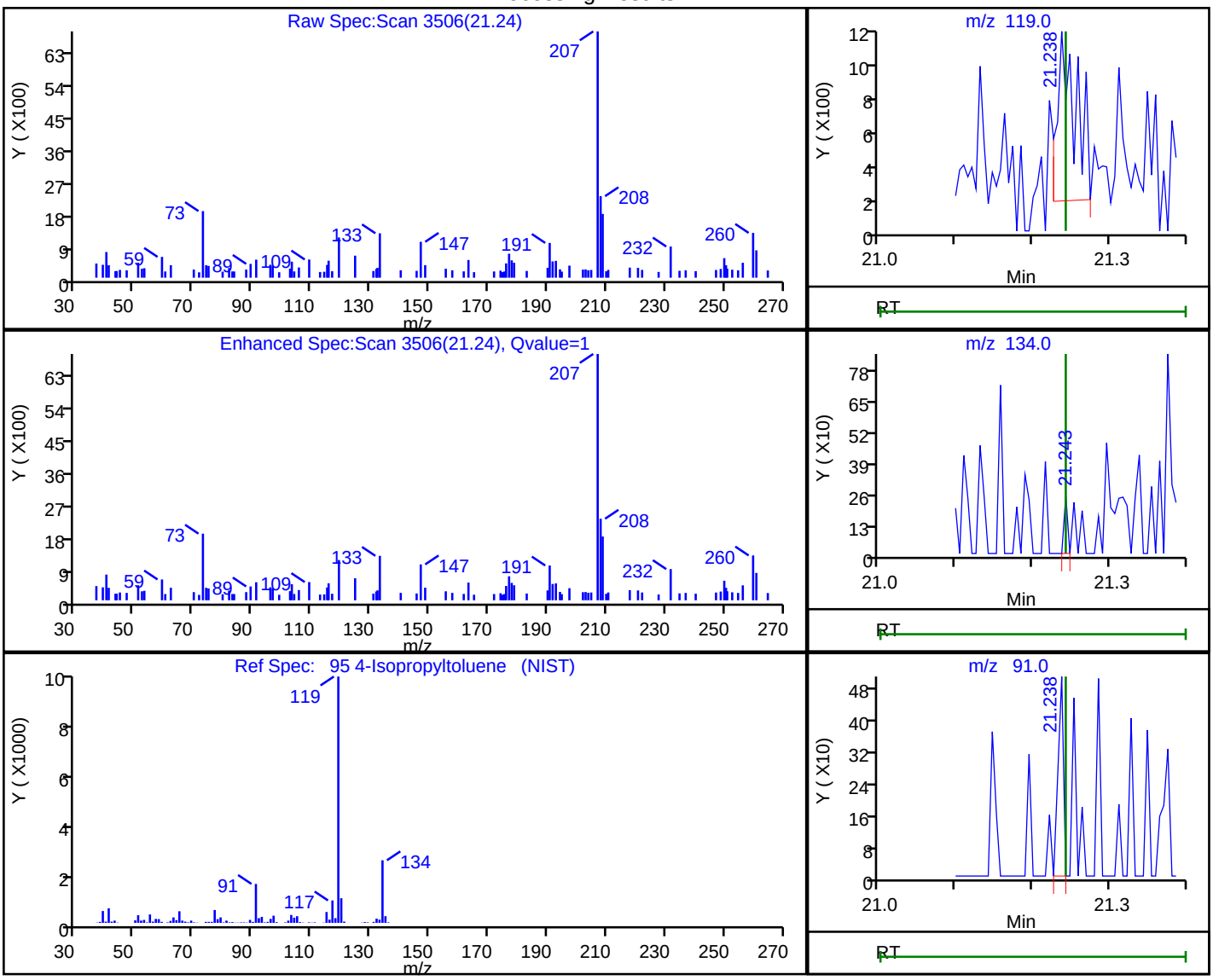

RT	Mass	Response	Amount
21.24	119.00	1609	0.025621
21.24	134.00	79	
21.24	91.00	242	

Reviewer: bunmaa, 25-Jun-2021 07:48:45

Audit Action: Marked Compound Undetected Audit Reason: Invalid Compound ID

User Disabled Compound Report

Eurofins TestAmerica, Burlington

Data File:	\\chromfs\Burlington\ChromData\CHG.i\20210624-46538.b\200-46538-006.D				
Injection Date:	24-Jun-2021 11:16:30	Instrument ID:	CHG.i		
Lims ID:	200-59020-A-5	Lab Sample ID:	200-59020-5		
Client ID:	4947				
Operator ID:	ggg	ALS Bottle#:	5	Worklist Smp#:	6
Purge Vol:	200.000 mL	Dil. Factor:	0.2000		
Method:	TO15_MasterMethod_(v1)_G	Limit Group:	AI_TO15_ICAL		
Column:	RTX-624 (0.32 mm)	Detector	MS SCAN		

96 1,3-Dichlorobenzene, CAS: 541-73-1

Processing Results

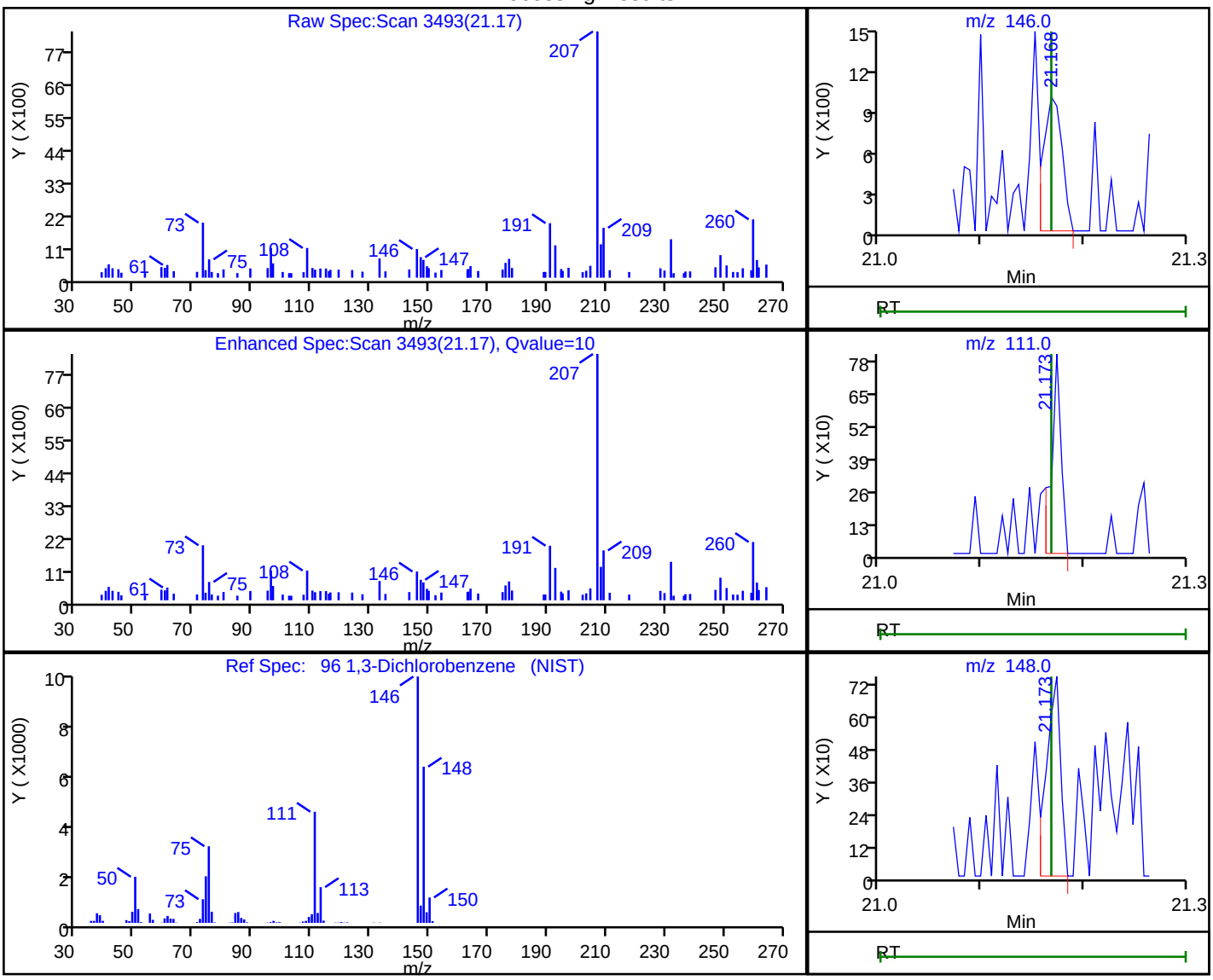

RT	Mass	Response	Amount
21.17	146.00	1235	0.032521
21.17	111.00	536	
21.17	148.00	717	

Reviewer: bunmaa, 25-Jun-2021 07:48:41

Audit Action: Marked Compound Undetected Audit Reason: Invalid Compound ID

User Disabled Compound Report

Eurofins TestAmerica, Burlington

Data File:	\\chromfs\Burlington\ChromData\CHG.i\20210624-46538.b\200-46538-006.D				
Injection Date:	24-Jun-2021 11:16:30	Instrument ID:	CHG.i		
Lims ID:	200-59020-A-5	Lab Sample ID:	200-59020-5		
Client ID:	4947				
Operator ID:	ggg	ALS Bottle#:	5	Worklist Smp#:	6
Purge Vol:	200.000 mL	Dil. Factor:	0.2000		
Method:	TO15_MasterMethod_(v1)_G	Limit Group:	AI_TO15_ICAL		
Column:	RTX-624 (0.32 mm)	Detector	MS SCAN		

97 1,4-Dichlorobenzene, CAS: 106-46-7

Processing Results

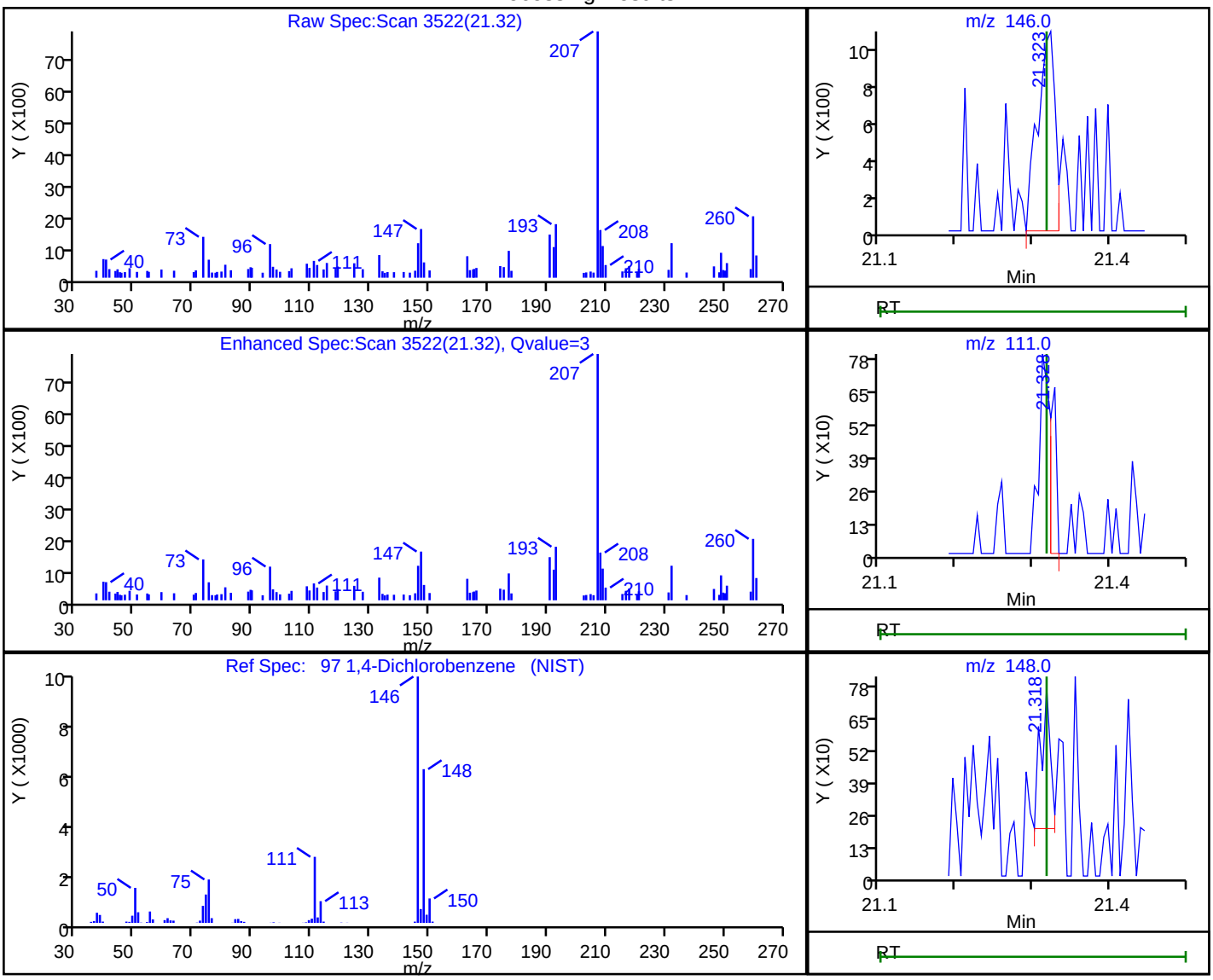

RT	Mass	Response	Amount
21.32	146.00	1753	0.044434
21.33	111.00	384	
21.32	148.00	508	

Reviewer: bunmaa, 25-Jun-2021 07:48:49

Audit Action: Marked Compound Undetected Audit Reason: Invalid Compound ID

User Disabled Compound Report

Eurofins TestAmerica, Burlington

Data File:	\\chromfs\Burlington\ChromData\CHG.i\20210624-46538.b\200-46538-006.D				
Injection Date:	24-Jun-2021 11:16:30	Instrument ID:	CHG.i		
Lims ID:	200-59020-A-5	Lab Sample ID:	200-59020-5		
Client ID:	4947				
Operator ID:	ggg	ALS Bottle#:	5	Worklist Smp#:	6
Purge Vol:	200.000 mL	Dil. Factor:	0.2000		
Method:	TO15_MasterMethod_(v1)_G	Limit Group:	AI_TO15_ICAL		
Column:	RTX-624 (0.32 mm)	Detector	MS SCAN		

98 Benzyl chloride, CAS: 100-44-7

Processing Results

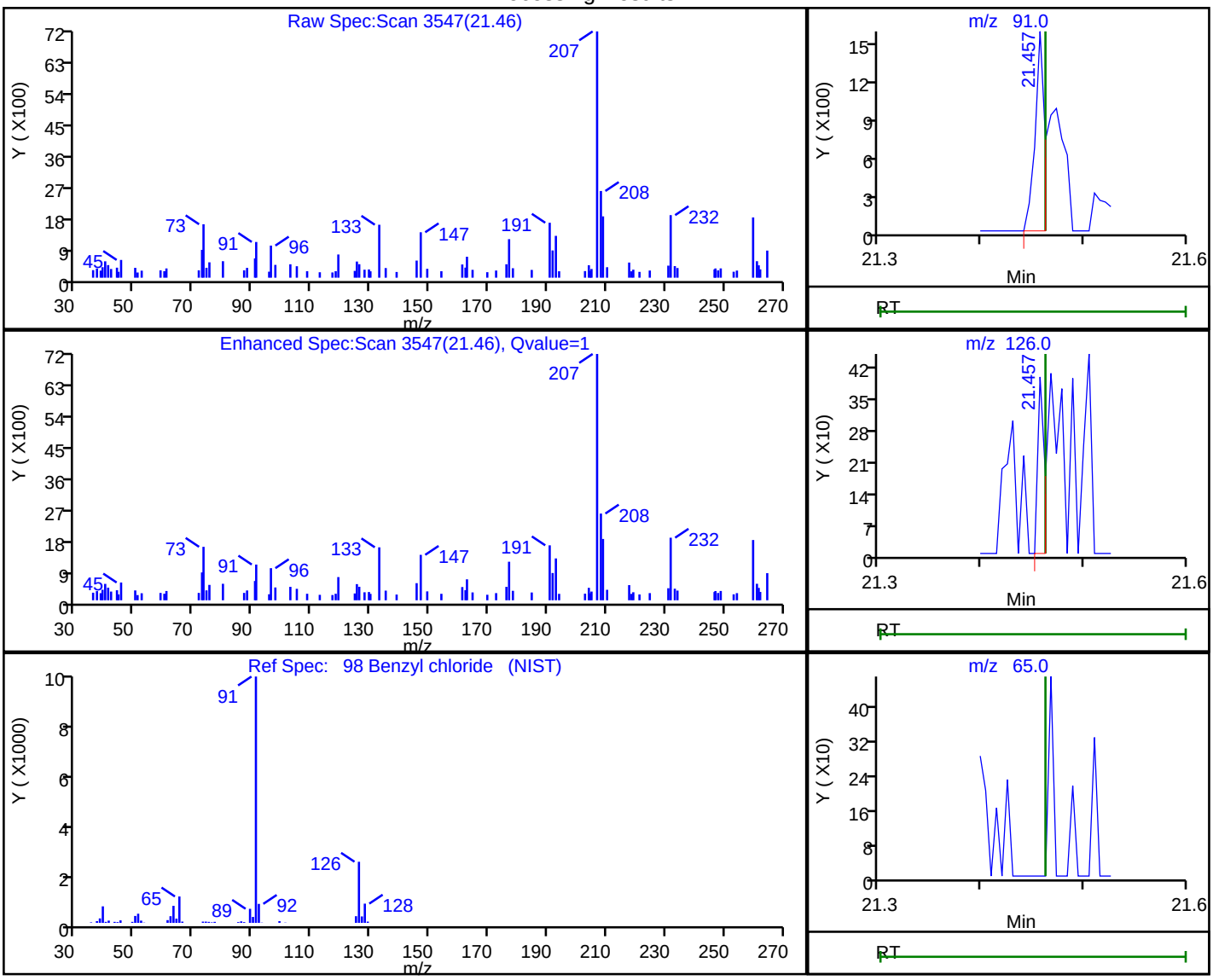

RT	Mass	Response	Amount
21.46	91.00	1032	0.020794
21.46	126.00	181	
21.46	65.00	0	

Reviewer: bunmaa, 25-Jun-2021 07:49:14

Audit Action: Marked Compound Undetected Audit Reason: Invalid Compound ID

User Disabled Compound Report

Eurofins TestAmerica, Burlington

Data File:	\\chromfs\Burlington\ChromData\CHG.i\20210624-46538.b\200-46538-006.D				
Injection Date:	24-Jun-2021 11:16:30	Instrument ID:	CHG.i		
Lims ID:	200-59020-A-5	Lab Sample ID:	200-59020-5		
Client ID:	4947				
Operator ID:	ggg	ALS Bottle#:	5	Worklist Smp#:	6
Purge Vol:	200.000 mL	Dil. Factor:	0.2000		
Method:	TO15_MasterMethod_(v1)_G	Limit Group:	AI_TO15_ICAL		
Column:	RTX-624 (0.32 mm)	Detector	MS SCAN		

100 n-Butylbenzene, CAS: 104-51-8

Processing Results

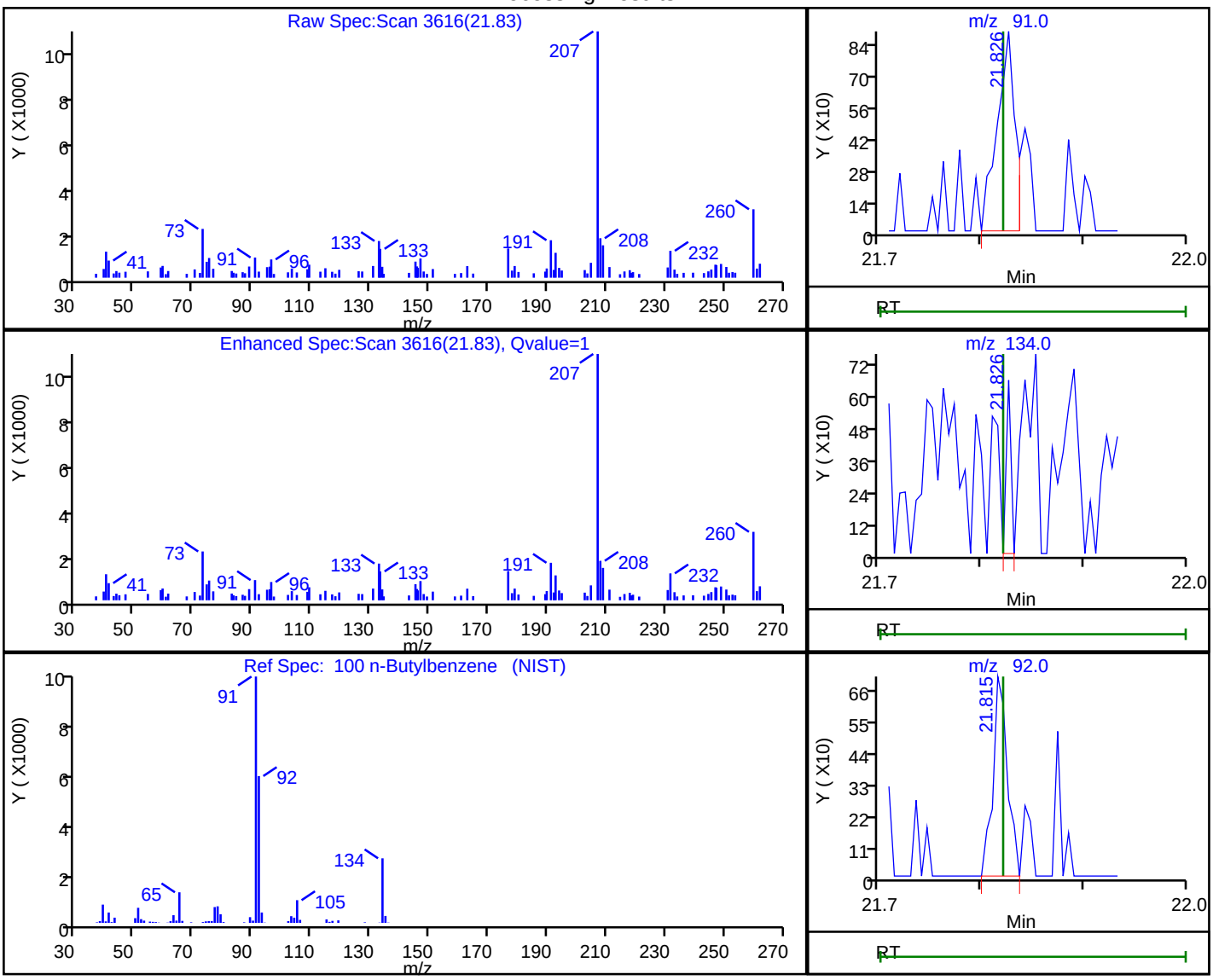

RT	Mass	Response	Amount
21.83	91.00	1102	0.018520
21.83	134.00	210	
21.82	92.00	695	

Reviewer: bunmaa, 25-Jun-2021 07:49:24

Audit Action: Marked Compound Undetected Audit Reason: Invalid Compound ID

User Disabled Compound Report

Eurofins TestAmerica, Burlington

Data File:	\\chromfs\Burlington\ChromData\CHG.i\20210624-46538.b\200-46538-006.D				
Injection Date:	24-Jun-2021 11:16:30	Instrument ID:	CHG.i		
Lims ID:	200-59020-A-5	Lab Sample ID:	200-59020-5		
Client ID:	4947				
Operator ID:	ggg	ALS Bottle#:	5	Worklist Smp#:	6
Purge Vol:	200.000 mL	Dil. Factor:	0.2000		
Method:	TO15_MasterMethod_(v1)_G	Limit Group:	AI_TO15_ICAL		
Column:	RTX-624 (0.32 mm)	Detector	MS SCAN		

101 1,2-Dichlorobenzene, CAS: 95-50-1

Processing Results

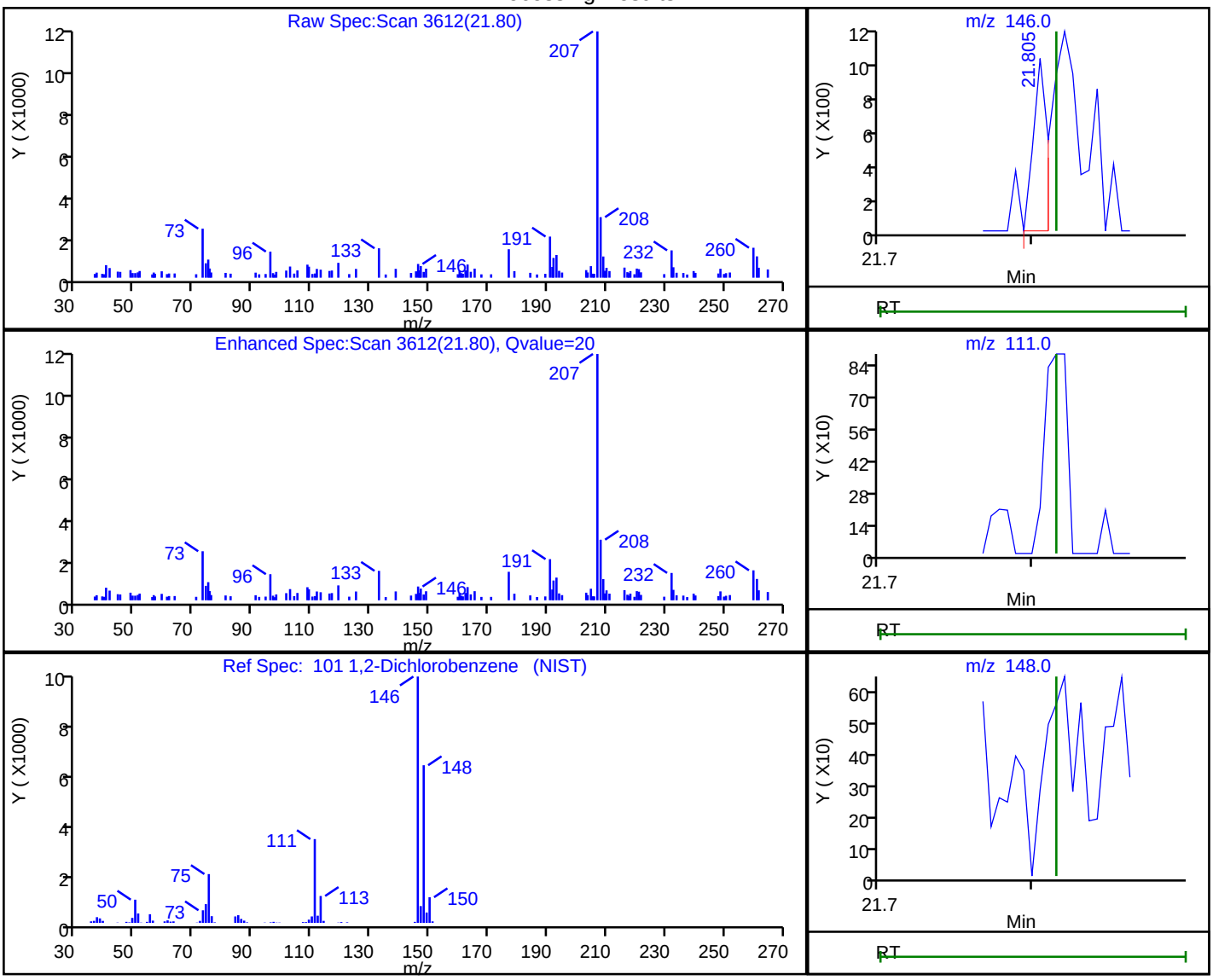

RT	Mass	Response	Amount
21.80	146.00	651	0.016318
21.82	111.00	0	
21.82	148.00	0	

Reviewer: bunmaa, 25-Jun-2021 07:49:19

Audit Action: Marked Compound Undetected Audit Reason: Invalid Compound ID

User Disabled Compound Report

Eurofins TestAmerica, Burlington

Data File:	\\chromfs\Burlington\ChromData\CHG.i\20210624-46538.b\200-46538-006.D				
Injection Date:	24-Jun-2021 11:16:30	Instrument ID:	CHG.i		
Lims ID:	200-59020-A-5	Lab Sample ID:	200-59020-5		
Client ID:	4947				
Operator ID:	ggg	ALS Bottle#:	5	Worklist Smp#:	6
Purge Vol:	200.000 mL	Dil. Factor:	0.2000		
Method:	TO15_MasterMethod_(v1)_G	Limit Group:	AI_TO15_ICAL		
Column:	RTX-624 (0.32 mm)	Detector	MS SCAN		

103 1,2,4-Trichlorobenzene, CAS: 120-82-1

Processing Results

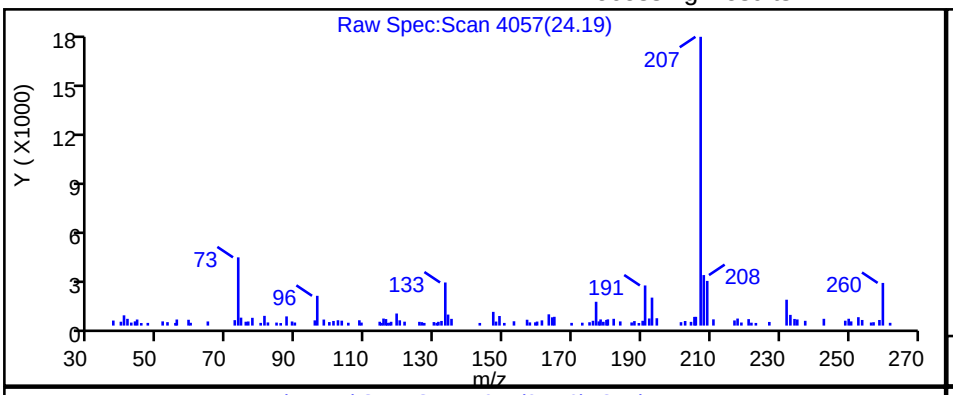

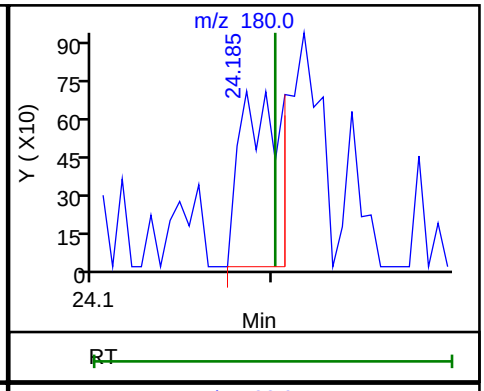

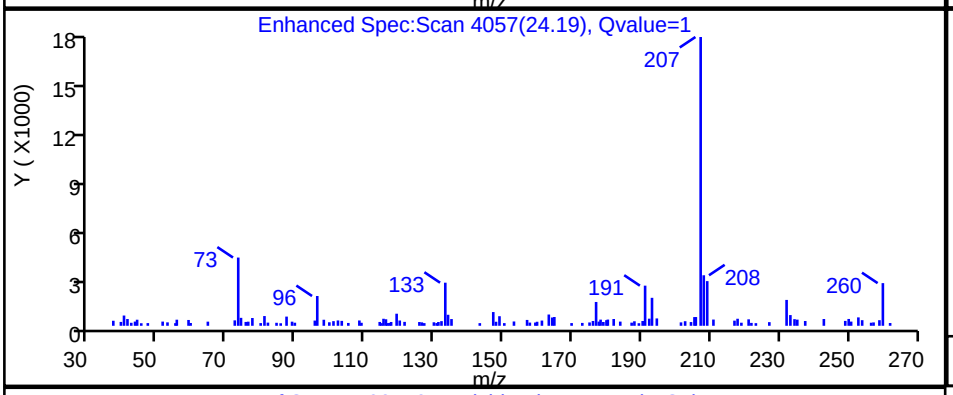

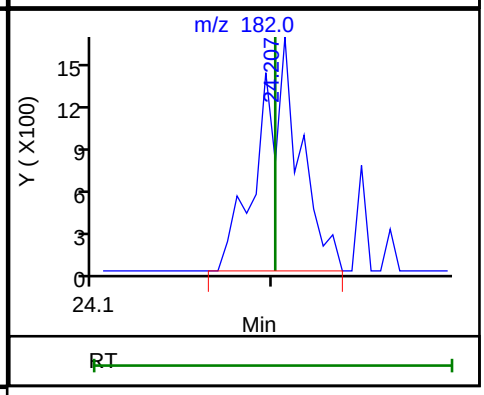

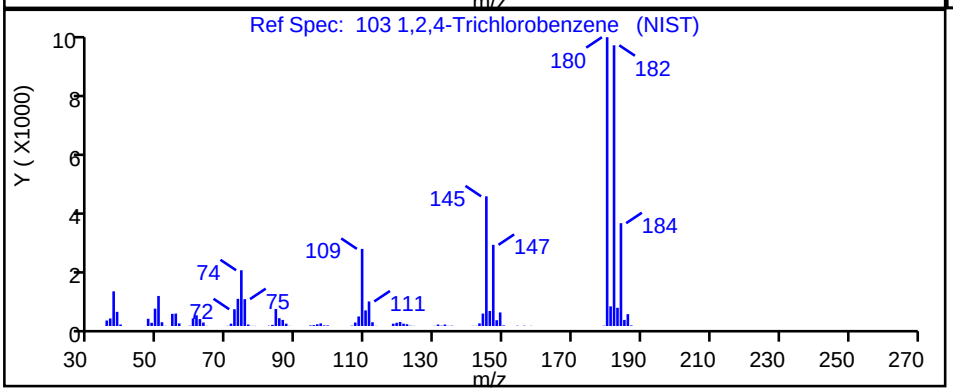

RT	Mass	Response	Amount
24.19	180.00	1113	0.032210
24.21	182.00	2546	

Reviewer: bunmaa, 25-Jun-2021 07:49:30

Audit Action: Marked Compound Undetected Audit Reason: Invalid Compound ID

User Disabled Compound Report

Eurofins TestAmerica, Burlington

Data File:	\\chromfs\Burlington\ChromData\CHG.i\20210624-46538.b\200-46538-006.D				
Injection Date:	24-Jun-2021 11:16:30	Instrument ID:	CHG.i		
Lims ID:	200-59020-A-5	Lab Sample ID:	200-59020-5		
Client ID:	4947				
Operator ID:	ggg	ALS Bottle#:	5	Worklist Smp#:	6
Purge Vol:	200.000 mL	Dil. Factor:	0.2000		
Method:	TO15_MasterMethod_(v1)_G	Limit Group:	AI_TO15_ICAL		
Column:	RTX-624 (0.32 mm)	Detector	MS SCAN		

104 Hexachlorobutadiene, CAS: 87-68-3

Processing Results

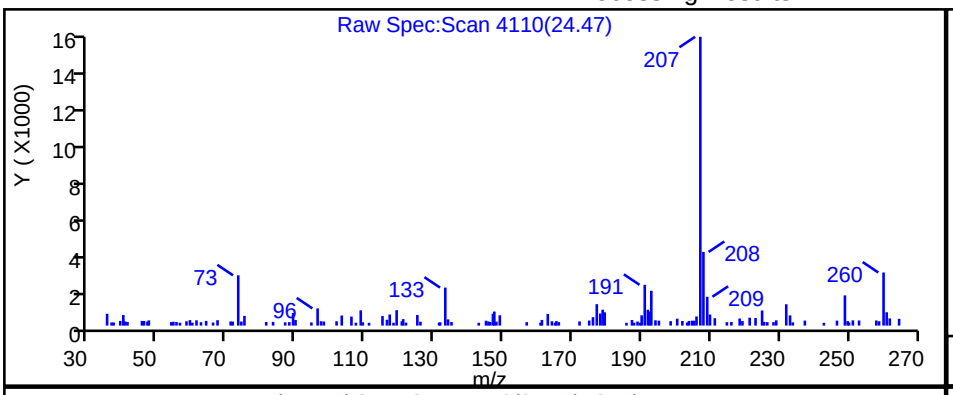

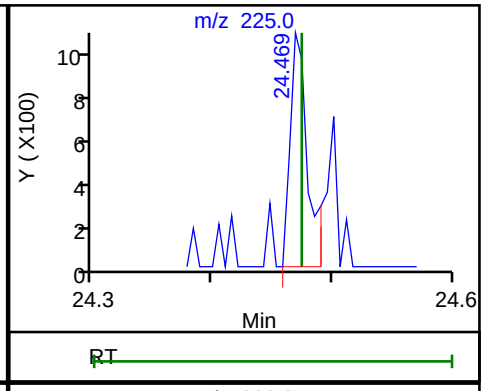

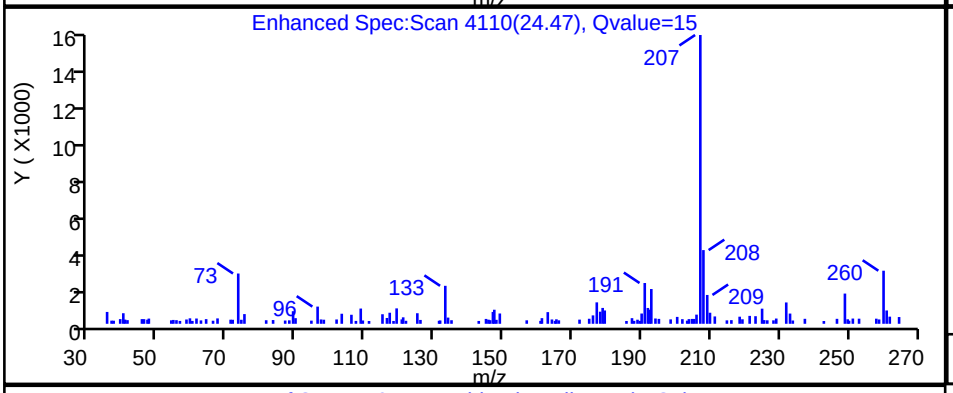

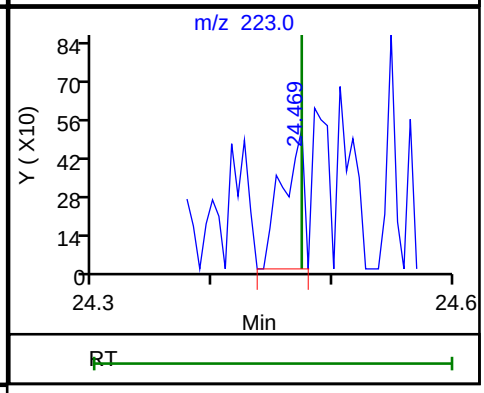

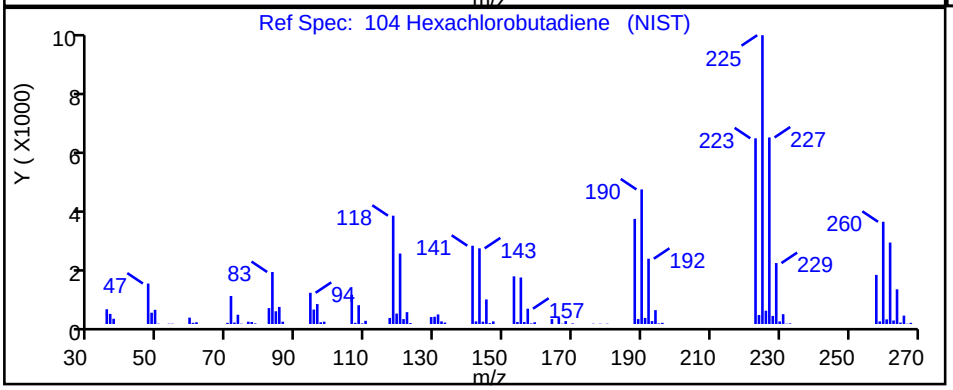

RT	Mass	Response	Amount
24.47	225.00	1029	0.026382
24.47	223.00	641	

Reviewer: bunmaa, 25-Jun-2021 07:49:35

Audit Action: Marked Compound Undetected Audit Reason: Invalid Compound ID

User Disabled Compound Report

Eurofins TestAmerica, Burlington

Data File:	\\chromfs\Burlington\ChromData\CHG.i\20210624-46538.b\200-46538-006.D				
Injection Date:	24-Jun-2021 11:16:30	Instrument ID:	CHG.i		
Lims ID:	200-59020-A-5	Lab Sample ID:	200-59020-5		
Client ID:	4947				
Operator ID:	ggg	ALS Bottle#:	5	Worklist Smp#:	6
Purge Vol:	200.000 mL	Dil. Factor:	0.2000		
Method:	TO15_MasterMethod_(v1)_G	Limit Group:	AI_TO15_ICAL		
Column:	RTX-624 (0.32 mm)	Detector	MS SCAN		

105 Naphthalene, CAS: 91-20-3

Processing Results

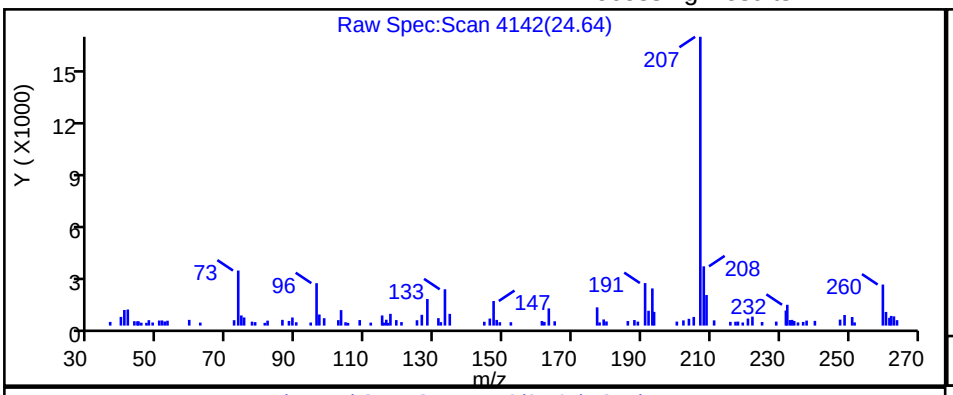

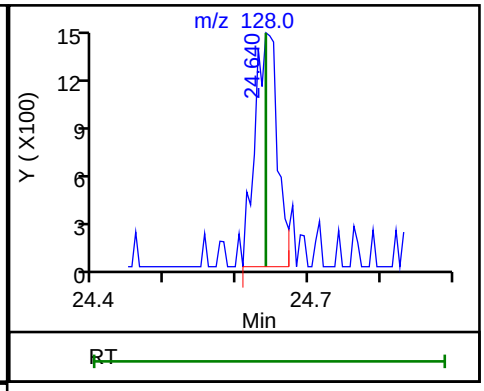

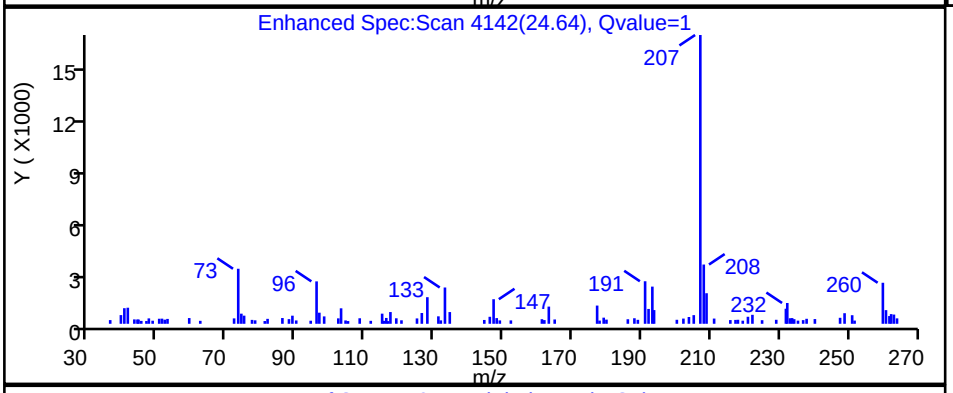

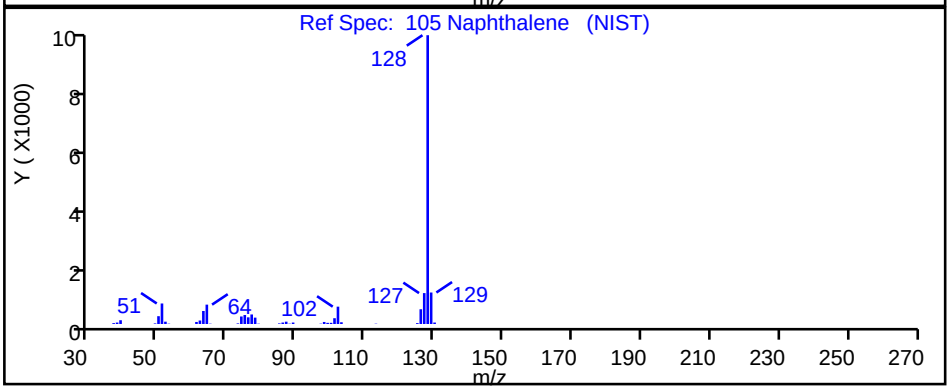

RT	Mass	Response	Amount
24.64	128.00	3306	0.052185

Reviewer: bunmaa, 25-Jun-2021 07:49:41

Audit Action: Marked Compound Undetected Audit Reason: Invalid Compound ID

Summa Canister Dilution Worksheet

Client: GHD Services Inc.
Project/Site: 058507, GM Lockport SSOW 256042

Job No.: 200-59462-1

Lab Sample ID	Canister Volume (L)	Preadjusted Pressure ("Hg)	Preadjusted Pressure (atm)	Preadjusted Volume (L)	Adjusted Pressure (psig)	Adjusted Pressure (atm)	Adjusted Volume (L)	Initial Volume (mL)	Dilution Factor	Final Dilution Factor	Pressure Gauge ID	Date	Analyst Initals
200-59462-1	6	-17.3	0.42	2.53	-2.21019	0.85	5.10		2.01	2.01	g23	07/29/21 12:39	VTP
200-59462-2	6	-16.0	0.47	2.79	-2.70135	0.82	4.90		1.75	1.75	g23	07/29/21 12:45	VTP

Formulae:

Preadjusted Volume (L) = (Preadjusted Pressure ("Hg) + 29.92 "Hg * Vol L) / 29.92 "Hg
Adjusted Volume (L) = (Adjusted Pressure (psig) + 14.7 psig * Vol L) / 14.7 psig
Dilution Factor = Adjusted Volume (L) / Preadjusted Volume (L)

Where:

29.92 "Hg = Standard atmospheric pressure in inches of Mercury (“Hg)
14.7 psig = Standard atmospheric pressure in pounds per square inch gauge (psig)

Technical Memorandum

08 September 2021

To	Dennis Conley [dconley@haleyaldrich.com]	**Tel**	716-297-6150
Copy to	Claire Mondello [cmondello@haleyaldrich.com] Tom Bohlen [thomas.bohlen@gza.com]	**Email**	Kathleen.Willy@ghd.com
From	Kathy Willy/cs/296	**Ref. No.**	058507
Subject	Analytical Results and Reduced Validation Quarterly Air Sampling GM Components Holdings (GMCH) Lockport, New York July 2021		

1. Introduction

This document details a reduced validation of analytical results for air samples collected in support of the Quarterly Air Sampling Event at the GM-Lockport site during July 2021. Samples were submitted to Eurofins TestAmerica Laboratories, Inc. located in South Burlington, Vermont. A sample collection and analysis summary is presented in Table 1. The validated analytical results are summarized in Table 2. A summary of the analytical methodology is presented in Table 3.

Standard Level II report deliverables were submitted by the laboratory. The final results and supporting quality assurance/quality control (QA/QC) data were assessed. Evaluation of the data was based on information obtained from the chain of custody form, finished report forms, method blank data, and recovery data from surrogate spikes/laboratory control samples (LCS).

The QA/QC criteria by which these data have been assessed are outlined in the analytical method referenced in Table 3 and applicable guidance from the document entitled:

i) "National Functional Guidelines for Superfund Organic Methods Data Review", EPA-540-R-2016-002, September 2016

This item will subsequently be referred to as the "Guidelines" in this Memorandum.

2. Sample Holding Time and Preservation

The sample holding time criteria for the analyses are summarized in Table 3. Sample chain of custody document and analytical report were used to determine sample holding times. All samples were analyzed within the required holding times.

All samples were properly received and stored by the laboratory. All canisters were within acceptable canister pressure range, indicating the samples were still under vacuum upon receipt.

3. Laboratory Blank Analyses

Method blanks are prepared from a purified matrix and analyzed with investigative samples to determine the existence and magnitude of sample contamination introduced during the analytical procedures.

For this study, laboratory method blanks were analyzed at a minimum frequency of 1 per 20 investigative samples and/or 1 per analytical batch.

All method blank results were non-detect for the compounds of interest, indicating that laboratory contamination was not a factor for this investigation.

Batch canister certification blank results were also reviewed for all samples analyzed for TO-15. No target analytes were detected in the canister blanks.

4. Laboratory Control Sample Analyses

LCS are prepared and analyzed as samples to assess the analytical efficiencies of the methods employed, independent of sample matrix effects.

For this study, LCS were analyzed at a minimum frequency of 1 per 20 investigative samples and/or 1 per analytical batch.

The LCS contained all compounds of interest. All LCS recoveries were within the laboratory control limits, demonstrating acceptable analytical accuracy.

5. Field QA/QC Samples

Field QA/QC samples were not submitted with this sampling event.

6. Analyte Reporting

The laboratory reported detected results down to the laboratory's method detection limit (MDL) for each analyte. Positive analyte detections less than the reporting limit (RL) but greater than the MDL were qualified as estimated (J) in Table 2 unless qualified otherwise in this memorandum. Non-detect results were presented as non-detect at the RL in Table 2.

7. Conclusion

Based on the assessment detailed in the foregoing, the data summarized in Table 2 are acceptable without qualification.

Regards,

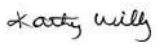

Kathleen Willy
Digital Intelligence-Data Management-Chemist

Table 1

Sample Collection and Analysis Summary
Quarterly Air Sampling
GM Components Holdings (GMCH)
Lockport, New York
July 2021

Sample Identification	Location	Matrix	Collection Date (mm/dd/yyyy)	Collection Time (hr:min)	Analysis/Parameters VOCs
10-IA-1-072721	10-IA-1	Indoor Air	07/27/2021	19:21	X
10-IA-2-072721	10-IA-2	Indoor Air	07/27/2021	19:20	X
OA-072721	OA	Outdoor Air	07/27/2021	19:24	X

Notes:

VOCs - Volatile Organic Compounds

Table 2

Analytical Results Summary
Quarterly Air Sampling
GM Components Holdings (GMCH)
Lockport, New York
July 2021

Location ID:		**10-IA-1**	**10-IA-2**	**OA**
Sample Name:		**10-IA-1-072721**	**10-IA-2-072721**	**OA-072721**
Sample Date:		**07/27/2021**	**07/27/2021**	**07/27/2021**
Parameters	**Unit**			
Volatile Organic Compounds				
1,1,1-Trichloroethane	µg/m3	1.1 U	1.1 U	1.1 U
1,1,2,2-Tetrachloroethane	µg/m3	1.4 U	1.4 U	1.4 U
1,1,2-Trichloroethane	µg/m3	1.1 U	1.1 U	1.1 U
1,1-Dichloroethane	µg/m3	0.81 U	0.81 U	0.81 U
1,1-Dichloroethene	µg/m3	0.79 U	0.79 U	0.79 U
1,2,4-Trichlorobenzene	µg/m3	3.7 U	3.7 U	3.7 U
1,2,4-Trimethylbenzene	µg/m3	0.88 J	0.59 J	0.87 J
1,2-Dibromoethane (Ethylene dibromide)	µg/m3	1.5 U	1.5 U	1.5 U
1,2-Dichlorobenzene	µg/m3	1.2 U	1.2 U	1.2 U
1,2-Dichloroethane	µg/m3	0.81 U	0.81 U	0.81 U
1,2-Dichloroethene (total)	µg/m3	1.6 U	1.6 U	1.6 U
1,2-Dichloropropane	µg/m3	0.92 U	0.92 U	0.92 U
1,2-Dichlorotetrafluoroethane (CFC 114)	µg/m3	1.4 U	1.4 U	1.4 U
1,3,5-Trimethylbenzene	µg/m3	0.25 J	0.22 J	0.26 J
1,3-Butadiene	µg/m3	0.44 U	0.44 U	0.44 U
1,3-Dichlorobenzene	µg/m3	1.2 U	1.2 U	1.2 U
1,4-Dichlorobenzene	µg/m3	1.2 U	1.2 U	1.2 U
1,4-Dioxane	µg/m3	18 U	18 U	18 U
2,2,4-Trimethylpentane	µg/m3	0.43 J	0.39 J	0.64 J
2-Butanone (Methyl ethyl ketone) (MEK)	µg/m3	6.5	5.1	7.5
2-Chlorotoluene	µg/m3	1.0 U	1.0 U	1.0 U
2-Hexanone	µg/m3	2.0 U	2.0 U	2.0 U
2-Phenylbutane (sec-Butylbenzene)	µg/m3	1.1 U	1.1 U	1.1 U
4-Ethyl toluene	µg/m3	0.29 J	0.98 U	0.98 U
4-Methyl-2-pentanone (Methyl isobutyl ketone) (MIBK)	µg/m3	2.0 U	2.0 U	2.0 U
Acetone	µg/m3	33	28	30
Allyl chloride	µg/m3	1.6 U	1.6 U	1.6 U
Benzene	µg/m3	1.2	1.0	1.4
Benzyl chloride	µg/m3	1.0 U	1.0 U	1.0 U
Bromodichloromethane	µg/m3	1.3 U	1.3 U	1.3 U
Bromoform	µg/m3	2.1 U	2.1 U	2.1 U
Bromomethane (Methyl bromide)	µg/m3	0.78 U	0.78 U	0.78 U
Butane	µg/m3	9.2	10	8.3
Carbon disulfide	µg/m3	0.40 J	1.6 U	0.85 J
Carbon tetrachloride	µg/m3	0.50 J	1.3 U	0.53 J
Chlorobenzene	µg/m3	0.92 U	0.92 U	0.92 U
Chlorodifluoromethane	µg/m3	2.1	1.9	1.8
Chloroethane	µg/m3	1.3 U	1.3 U	1.3 U
Chloroform (Trichloromethane)	µg/m3	0.43 J	0.98 U	0.44 J

Table 2

Analytical Results Summary
Quarterly Air Sampling
GM Components Holdings (GMCH)
Lockport, New York
July 2021

Location ID:		**10-IA-1**	**10-IA-2**	**OA**
Sample Name:		**10-IA-1-072721**	**10-IA-2-072721**	**OA-072721**
Sample Date:		**07/27/2021**	**07/27/2021**	**07/27/2021**
Parameters	**Unit**			
Chloromethane (Methyl chloride)	µg/m3	1.6	1.6	1.5
cis-1,2-Dichloroethene	µg/m3	0.79 U	0.79 U	0.79 U
cis-1,3-Dichloropropene	µg/m3	0.91 U	0.91 U	0.91 U
Cyclohexane	µg/m3	3.9	3.3	6.2
Cymene (p-Isopropyltoluene)	µg/m3	1.1 U	1.1 U	1.1 U
Dibromochloromethane	µg/m3	1.7 U	1.7 U	1.7 U
Dichlorodifluoromethane (CFC-12)	µg/m3	2.9	2.8	2.9
Ethylbenzene	µg/m3	1.3	1.1	1.3
Hexachlorobutadiene	µg/m3	2.1 U	2.1 U	2.1 U
Hexane	µg/m3	14	11	15
Isopropyl alcohol	µg/m3	19	15	20
Isopropyl benzene	µg/m3	0.23 J	0.28 J	0.29 J
m&p-Xylenes	µg/m3	3.1	3.4	2.8
Methyl methacrylate	µg/m3	2.0 U	2.0 U	2.0 U
Methyl tert butyl ether (MTBE)	µg/m3	0.72 U	0.72 U	0.72 U
Methylene chloride	µg/m3	31	26	45
N-Butylbenzene	µg/m3	1.1 U	1.1 U	1.1 U
N-Heptane	µg/m3	1.5	2.2	1.3
N-Propylbenzene	µg/m3	0.29 J	0.98 U	0.29 J
Naphthalene	µg/m3	0.89 J	1.2 J	2.6 U
o-Xylene	µg/m3	1.3	1.3	1.3
Styrene	µg/m3	3.3	2.1	4.0
tert-Butyl alcohol	µg/m3	15 U	15 U	15 U
tert-Butylbenzene	µg/m3	1.1 U	1.1 U	1.1 U
Tetrachloroethene	µg/m3	1.1 J	1.4	0.25 J
Tetrahydrofuran	µg/m3	15 U	15 U	15 U
Toluene	µg/m3	14	12	16
trans-1,2-Dichloroethene	µg/m3	0.79 U	0.79 U	0.79 U
trans-1,3-Dichloropropene	µg/m3	0.91 U	0.91 U	0.91 U
Trichloroethene	µg/m3	1.1 U	1.1 U	1.1 U
Trichlorofluoromethane (CFC-11)	µg/m3	2.2	2.1	2.2
Trifluorotrichloroethane (CFC-113)	µg/m3	0.42 J	0.52 J	1.5 U
Vinyl bromide (Bromoethene)	µg/m3	0.87 U	0.87 U	0.87 U
Vinyl chloride	µg/m3	0.51 U	0.51 U	0.51 U
Xylenes (total)	µg/m3	4.4	4.7	4.1

Notes:

J - Estimated concentration
U - Not detected at the associated reporting limit

Table 3

Analytical Methods
Quarterly Air Sampling
GM Components Holdings (GMCH)
Lockport, New York
July 2021

Parameter	Method	Matrix	Preservation	Holding Time Collection to Analysis (Days)
Volatile Organic Compounds (VOCs)	TO-15	Air	None	30

Notes:

Method References:
TO-15 - Compendium of Methods for the Determination of Toxic Organic Compounds in Ambient Air, EPA-625/R-96/010b, January 1999

eurofins | Environment Testing America

ANALYTICAL REPORT

Eurofins TestAmerica, Burlington
530 Community Drive
Suite 11
South Burlington, VT 05403
Tel: (802)660-1990

Laboratory Job ID: 200-61207-1
Client Project/Site: 058507, GM-Lockport Air Samples

For:
GHD Services Inc.
2055 Niagara Falls Blvd., Suite 3
Niagara Falls, New York 14304

Attn: Kathleen Willy

Authorized for release by:
12/12/2021 10:54:34 AM

Denise Heckler, Project Manager II
(330)966-9477
Denise.Heckler@Eurofinset.com

LINKS

Review your project results through TotalAccess

Have a Question? Ask The Expert

Visit us at: www.eurofinsus.com/Env

The test results in this report meet all 2003 NELAC, 2009 TNI, and 2016 TNI requirements for accredited parameters, exceptions are noted in this report. This report may not be reproduced except in full, and with written approval from the laboratory. For questions please contact the Project Manager at the e-mail address or telephone number listed on this page.

This report has been electronically signed and authorized by the signatory. Electronic signature is intended to be the legally binding equivalent of a traditionally handwritten signature.

Results relate only to the items tested and the sample(s) as received by the laboratory.

Table of Contents

Cover Page 1
Table of Contents 2
Definitions/Glossary 3
Case Narrative 4
Detection Summary 5
Client Sample Results 7
QC Sample Results 12
QC Association Summary 16
Lab Chronicle 17
Certification Summary 18
Method Summary 19
Sample Summary 20
Chain of Custody 21
Receipt Checklists 23
Clean Canister Certification 24
Pre-Ship Certification 24
Clean Canister Data 27

Definitions/Glossary

Client: GHD Services Inc.
Project/Site: 058507, GM-Lockport Air Samples

Job ID: 200-61207-1

Qualifiers

Air - GC/MS VOA

Qualifier	Qualifier Description
J	Result is less than the RL but greater than or equal to the MDL and the concentration is an approximate value.

Glossary

Abbreviation	These commonly used abbreviations may or may not be present in this report.
¤	Listed under the "D" column to designate that the result is reported on a dry weight basis
%R	Percent Recovery
CFL	Contains Free Liquid
CFU	Colony Forming Unit
CNF	Contains No Free Liquid
DER	Duplicate Error Ratio (normalized absolute difference)
Dil Fac	Dilution Factor
DL	Detection Limit (DoD/DOE)
DL, RA, RE, IN	Indicates a Dilution, Re-analysis, Re-extraction, or additional Initial metals/anion analysis of the sample
DLC	Decision Level Concentration (Radiochemistry)
EDL	Estimated Detection Limit (Dioxin)
LOD	Limit of Detection (DoD/DOE)
LOQ	Limit of Quantitation (DoD/DOE)
MCL	EPA recommended "Maximum Contaminant Level"
MDA	Minimum Detectable Activity (Radiochemistry)
MDC	Minimum Detectable Concentration (Radiochemistry)
MDL	Method Detection Limit
ML	Minimum Level (Dioxin)
MPN	Most Probable Number
MQL	Method Quantitation Limit
NC	Not Calculated
ND	Not Detected at the reporting limit (or MDL or EDL if shown)
NEG	Negative / Absent
POS	Positive / Present
PQL	Practical Quantitation Limit
PRES	Presumptive
QC	Quality Control
RER	Relative Error Ratio (Radiochemistry)
RL	Reporting Limit or Requested Limit (Radiochemistry)
RPD	Relative Percent Difference, a measure of the relative difference between two points
TEF	Toxicity Equivalent Factor (Dioxin)
TEQ	Toxicity Equivalent Quotient (Dioxin)
TNTC	Too Numerous To Count

Case Narrative

Client: GHD Services Inc.
Project/Site: 058507, GM-Lockport Air Samples

Job ID: 200-61207-1

Job ID: 200-61207-1

Laboratory: Eurofins TestAmerica, Burlington

Narrative

Job Narrative
200-61207-1

Comments
No additional comments.

Receipt
The samples were received on 12/2/2021 11:30 AM. Unless otherwise noted below, the samples arrived in good condition.

Air Toxics
No analytical or quality issues were noted, other than those described in the Definitions/Glossary page.

Detection Summary

Client: GHD Services Inc.
Project/Site: 058507, GM-Lockport Air Samples

Job ID: 200-61207-1

Client Sample ID: OA-112921 — Lab Sample ID: 200-61207-1

Analyte	Result	Qualifier	RL	MDL	Unit	Dil Fac	D	Method	Prep Type
Dichlorodifluoromethane	2.1	J	2.5	0.54	ug/m3	1		TO-15	Total/NA
Freon 22	1.1	J	1.8	0.39	ug/m3	1		TO-15	Total/NA
Chloromethane	1.1		1.0	0.25	ug/m3	1		TO-15	Total/NA
n-Butane	5.8		1.2	0.45	ug/m3	1		TO-15	Total/NA
Trichlorofluoromethane	1.2		1.1	0.29	ug/m3	1		TO-15	Total/NA
Acetone	9.2	J	12	4.8	ug/m3	1		TO-15	Total/NA
Isopropyl alcohol	6.1	J	12	2.4	ug/m3	1		TO-15	Total/NA
Methylene Chloride	4.0		1.7	0.59	ug/m3	1		TO-15	Total/NA
n-Hexane	3.2		1.8	0.81	ug/m3	1		TO-15	Total/NA
Methyl Ethyl Ketone	0.67	J	1.5	0.50	ug/m3	1		TO-15	Total/NA
Chloroform	0.35	J	0.98	0.22	ug/m3	1		TO-15	Total/NA
Cyclohexane	1.6		0.69	0.12	ug/m3	1		TO-15	Total/NA
Carbon tetrachloride	0.38	J	1.3	0.20	ug/m3	1		TO-15	Total/NA
2,2,4-Trimethylpentane	0.26	J	0.93	0.16	ug/m3	1		TO-15	Total/NA
Benzene	0.54	J	0.64	0.24	ug/m3	1		TO-15	Total/NA
n-Heptane	2.1		0.82	0.24	ug/m3	1		TO-15	Total/NA
Toluene	6.0		0.75	0.35	ug/m3	1		TO-15	Total/NA
Ethylbenzene	0.68	J	0.87	0.43	ug/m3	1		TO-15	Total/NA
m,p-Xylene	2.1	J	2.2	0.74	ug/m3	1		TO-15	Total/NA
Xylene, o-	0.96		0.87	0.41	ug/m3	1		TO-15	Total/NA
Xylene (total)	3.1		3.0	1.1	ug/m3	1		TO-15	Total/NA

Client Sample ID: 10-1A-1-112921 — Lab Sample ID: 200-61207-2

Analyte	Result	Qualifier	RL	MDL	Unit	Dil Fac	D	Method	Prep Type
Dichlorodifluoromethane	2.4	J	2.5	0.54	ug/m3	1		TO-15	Total/NA
Freon 22	1.3	J	1.8	0.39	ug/m3	1		TO-15	Total/NA
Chloromethane	1.3		1.0	0.25	ug/m3	1		TO-15	Total/NA
n-Butane	8.9		1.2	0.45	ug/m3	1		TO-15	Total/NA
Trichlorofluoromethane	1.1		1.1	0.29	ug/m3	1		TO-15	Total/NA
Acetone	44		12	4.8	ug/m3	1		TO-15	Total/NA
Isopropyl alcohol	3.6	J	12	2.4	ug/m3	1		TO-15	Total/NA
Methylene Chloride	0.63	J	1.7	0.59	ug/m3	1		TO-15	Total/NA
n-Hexane	8.5		1.8	0.81	ug/m3	1		TO-15	Total/NA
Methyl Ethyl Ketone	1.0	J	1.5	0.50	ug/m3	1		TO-15	Total/NA
cis-1,2-Dichloroethene	0.15	J	0.79	0.13	ug/m3	1		TO-15	Total/NA
Cyclohexane	0.25	J	0.69	0.12	ug/m3	1		TO-15	Total/NA
Carbon tetrachloride	0.35	J	1.3	0.20	ug/m3	1		TO-15	Total/NA
Benzene	0.67		0.64	0.24	ug/m3	1		TO-15	Total/NA
n-Heptane	0.33	J	0.82	0.24	ug/m3	1		TO-15	Total/NA
Trichloroethene	0.58	J	1.1	0.13	ug/m3	1		TO-15	Total/NA
Toluene	14		0.75	0.35	ug/m3	1		TO-15	Total/NA
Tetrachloroethene	6.2		1.4	0.18	ug/m3	1		TO-15	Total/NA
Ethylbenzene	2.5		0.87	0.43	ug/m3	1		TO-15	Total/NA
m,p-Xylene	11		2.2	0.74	ug/m3	1		TO-15	Total/NA
Xylene, o-	2.9		0.87	0.41	ug/m3	1		TO-15	Total/NA
Xylene (total)	14		3.0	1.1	ug/m3	1		TO-15	Total/NA
Styrene	0.16	J	0.85	0.14	ug/m3	1		TO-15	Total/NA
4-Isopropyltoluene	0.29	J	1.1	0.21	ug/m3	1		TO-15	Total/NA

This Detection Summary does not include radiochemical test results.

Detection Summary

Client: GHD Services Inc.
Project/Site: 058507, GM-Lockport Air Samples

Job ID: 200-61207-1

Client Sample ID: 10-1A-2-112921

Lab Sample ID: 200-61207-3

Analyte	Result	Qualifier	RL	MDL	Unit	Dil Fac	D	Method	Prep Type
Dichlorodifluoromethane	2.0	J	2.5	0.54	ug/m3	1		TO-15	Total/NA
Freon 22	1.3	J	1.8	0.39	ug/m3	1		TO-15	Total/NA
Chloromethane	1.2		1.0	0.25	ug/m3	1		TO-15	Total/NA
n-Butane	18		1.2	0.45	ug/m3	1		TO-15	Total/NA
Trichlorofluoromethane	1.2		1.1	0.29	ug/m3	1		TO-15	Total/NA
Acetone	61		12	4.8	ug/m3	1		TO-15	Total/NA
Isopropyl alcohol	8.8	J	12	2.4	ug/m3	1		TO-15	Total/NA
Carbon disulfide	3.4		1.6	0.40	ug/m3	1		TO-15	Total/NA
Methylene Chloride	2.7		1.7	0.59	ug/m3	1		TO-15	Total/NA
n-Hexane	13		1.8	0.81	ug/m3	1		TO-15	Total/NA
Methyl Ethyl Ketone	2.8		1.5	0.50	ug/m3	1		TO-15	Total/NA
cis-1,2-Dichloroethene	0.52	J	0.79	0.13	ug/m3	1		TO-15	Total/NA
Chloroform	0.23	J	0.98	0.22	ug/m3	1		TO-15	Total/NA
Cyclohexane	1.5		0.69	0.12	ug/m3	1		TO-15	Total/NA
Carbon tetrachloride	0.40	J	1.3	0.20	ug/m3	1		TO-15	Total/NA
2,2,4-Trimethylpentane	0.23	J	0.93	0.16	ug/m3	1		TO-15	Total/NA
Benzene	0.75		0.64	0.24	ug/m3	1		TO-15	Total/NA
n-Heptane	2.1		0.82	0.24	ug/m3	1		TO-15	Total/NA
Trichloroethene	0.67	J	1.1	0.13	ug/m3	1		TO-15	Total/NA
Toluene	21		0.75	0.35	ug/m3	1		TO-15	Total/NA
Tetrachloroethene	6.4		1.4	0.18	ug/m3	1		TO-15	Total/NA
Ethylbenzene	4.3		0.87	0.43	ug/m3	1		TO-15	Total/NA
m,p-Xylene	19		2.2	0.74	ug/m3	1		TO-15	Total/NA
Xylene, o-	5.4		0.87	0.41	ug/m3	1		TO-15	Total/NA
Xylene (total)	24		3.0	1.1	ug/m3	1		TO-15	Total/NA
1,2,4-Trimethylbenzene	0.40	J	0.98	0.23	ug/m3	1		TO-15	Total/NA
4-Isopropyltoluene	0.66	J	1.1	0.21	ug/m3	1		TO-15	Total/NA
Naphthalene	1.9	J	2.6	0.89	ug/m3	1		TO-15	Total/NA

This Detection Summary does not include radiochemical test results.

Client Sample Results

Client: GHD Services Inc.
Project/Site: 058507, GM-Lockport Air Samples

Job ID: 200-61207-1

Client Sample ID: OA-112921

Lab Sample ID: 200-61207-1

Date Collected: 11/29/21 16:35
Matrix: Air
Date Received: 12/02/21 11:30
Sample Container: Summa Canister 6L

Method: TO-15 - Volatile Organic Compounds in Ambient Air

Analyte	Result	Qualifier	RL	MDL	Unit	D	Prepared	Analyzed	Dil Fac
Dichlorodifluoromethane	**2.1**	**J**	2.5	0.54	ug/m3			12/09/21 17:57	1
Freon 22	**1.1**	**J**	1.8	0.39	ug/m3			12/09/21 17:57	1
1,2-Dichlorotetrafluoroethane	ND		1.4	0.38	ug/m3			12/09/21 17:57	1
Chloromethane	**1.1**		1.0	0.25	ug/m3			12/09/21 17:57	1
n-Butane	**5.8**		1.2	0.45	ug/m3			12/09/21 17:57	1
Vinyl chloride	ND		0.51	0.072	ug/m3			12/09/21 17:57	1
1,3-Butadiene	ND		0.44	0.084	ug/m3			12/09/21 17:57	1
Bromomethane	ND		0.78	0.20	ug/m3			12/09/21 17:57	1
Chloroethane	ND		1.3	0.66	ug/m3			12/09/21 17:57	1
Bromoethene(Vinyl Bromide)	ND		0.87	0.37	ug/m3			12/09/21 17:57	1
Trichlorofluoromethane	**1.2**		1.1	0.29	ug/m3			12/09/21 17:57	1
Freon TF	ND		1.5	0.42	ug/m3			12/09/21 17:57	1
1,1-Dichloroethene	ND		0.79	0.11	ug/m3			12/09/21 17:57	1
Acetone	**9.2**	**J**	12	4.8	ug/m3			12/09/21 17:57	1
Isopropyl alcohol	**6.1**	**J**	12	2.4	ug/m3			12/09/21 17:57	1
Carbon disulfide	ND		1.6	0.40	ug/m3			12/09/21 17:57	1
3-Chloropropene	ND		1.6	0.34	ug/m3			12/09/21 17:57	1
Methylene Chloride	**4.0**		1.7	0.59	ug/m3			12/09/21 17:57	1
tert-Butyl alcohol	ND		15	3.6	ug/m3			12/09/21 17:57	1
Methyl tert-butyl ether	ND		0.72	0.29	ug/m3			12/09/21 17:57	1
trans-1,2-Dichloroethene	ND		0.79	0.35	ug/m3			12/09/21 17:57	1
n-Hexane	**3.2**		1.8	0.81	ug/m3			12/09/21 17:57	1
1,1-Dichloroethane	ND		0.81	0.12	ug/m3			12/09/21 17:57	1
Methyl Ethyl Ketone	**0.67**	**J**	1.5	0.50	ug/m3			12/09/21 17:57	1
cis-1,2-Dichloroethene	ND		0.79	0.13	ug/m3			12/09/21 17:57	1
1,2-Dichloroethene, Total	ND		1.6	0.71	ug/m3			12/09/21 17:57	1
Chloroform	**0.35**	**J**	0.98	0.22	ug/m3			12/09/21 17:57	1
Tetrahydrofuran	ND		15	3.5	ug/m3			12/09/21 17:57	1
1,1,1-Trichloroethane	ND		1.1	0.21	ug/m3			12/09/21 17:57	1
Cyclohexane	**1.6**		0.69	0.12	ug/m3			12/09/21 17:57	1
Carbon tetrachloride	**0.38**	**J**	1.3	0.20	ug/m3			12/09/21 17:57	1
2,2,4-Trimethylpentane	**0.26**	**J**	0.93	0.16	ug/m3			12/09/21 17:57	1
Benzene	**0.54**	**J**	0.64	0.24	ug/m3			12/09/21 17:57	1
1,2-Dichloroethane	ND		0.81	0.61	ug/m3			12/09/21 17:57	1
n-Heptane	**2.1**		0.82	0.24	ug/m3			12/09/21 17:57	1
Trichloroethene	ND		1.1	0.13	ug/m3			12/09/21 17:57	1
Methyl methacrylate	ND		2.0	0.66	ug/m3			12/09/21 17:57	1
1,2-Dichloropropane	ND		0.92	0.40	ug/m3			12/09/21 17:57	1
1,4-Dioxane	ND		18	6.1	ug/m3			12/09/21 17:57	1
Bromodichloromethane	ND		1.3	0.27	ug/m3			12/09/21 17:57	1
cis-1,3-Dichloropropene	ND		0.91	0.091	ug/m3			12/09/21 17:57	1
methyl isobutyl ketone	ND		2.0	0.78	ug/m3			12/09/21 17:57	1
Toluene	**6.0**		0.75	0.35	ug/m3			12/09/21 17:57	1
trans-1,3-Dichloropropene	ND		0.91	0.40	ug/m3			12/09/21 17:57	1
1,1,2-Trichloroethane	ND		1.1	0.19	ug/m3			12/09/21 17:57	1
Tetrachloroethene	ND		1.4	0.18	ug/m3			12/09/21 17:57	1
Methyl Butyl Ketone (2-Hexanone)	ND		2.0	0.82	ug/m3			12/09/21 17:57	1
Dibromochloromethane	ND		1.7	0.26	ug/m3			12/09/21 17:57	1

Client Sample ID: OA-112921

Lab Sample ID: 200-61207-1

Date Collected: 11/29/21 16:35
Matrix: Air
Date Received: 12/02/21 11:30
Sample Container: Summa Canister 6L

Method: TO-15 - Volatile Organic Compounds in Ambient Air (Continued)

Analyte	Result	Qualifier	RL	MDL	Unit	D	Prepared	Analyzed	Dil Fac
1,2-Dibromoethane	ND		1.5	0.35	ug/m3			12/09/21 17:57	1
Chlorobenzene	ND		0.92	0.20	ug/m3			12/09/21 17:57	1
Ethylbenzene	**0.68**	**J**	0.87	0.43	ug/m3			12/09/21 17:57	1
m,p-Xylene	**2.1**	**J**	2.2	0.74	ug/m3			12/09/21 17:57	1
Xylene, o-	**0.96**		0.87	0.41	ug/m3			12/09/21 17:57	1
Xylene (total)	**3.1**		3.0	1.1	ug/m3			12/09/21 17:57	1
Styrene	ND		0.85	0.14	ug/m3			12/09/21 17:57	1
Bromoform	ND		2.1	0.60	ug/m3			12/09/21 17:57	1
Cumene	ND		0.98	0.18	ug/m3			12/09/21 17:57	1
1,1,2,2-Tetrachloroethane	ND		1.4	0.30	ug/m3			12/09/21 17:57	1
n-Propylbenzene	ND		0.98	0.23	ug/m3			12/09/21 17:57	1
4-Ethyltoluene	ND		0.98	0.25	ug/m3			12/09/21 17:57	1
1,3,5-Trimethylbenzene	ND		0.98	0.22	ug/m3			12/09/21 17:57	1
2-Chlorotoluene	ND		1.0	0.25	ug/m3			12/09/21 17:57	1
tert-Butylbenzene	ND		1.1	0.20	ug/m3			12/09/21 17:57	1
1,2,4-Trimethylbenzene	ND		0.98	0.23	ug/m3			12/09/21 17:57	1
sec-Butylbenzene	ND		1.1	0.21	ug/m3			12/09/21 17:57	1
4-Isopropyltoluene	ND		1.1	0.21	ug/m3			12/09/21 17:57	1
1,3-Dichlorobenzene	ND		1.2	0.54	ug/m3			12/09/21 17:57	1
1,4-Dichlorobenzene	ND		1.2	0.57	ug/m3			12/09/21 17:57	1
Benzyl chloride	ND		1.0	0.38	ug/m3			12/09/21 17:57	1
n-Butylbenzene	ND		1.1	0.30	ug/m3			12/09/21 17:57	1
1,2-Dichlorobenzene	ND		1.2	0.42	ug/m3			12/09/21 17:57	1
1,2,4-Trichlorobenzene	ND		3.7	1.4	ug/m3			12/09/21 17:57	1
Hexachlorobutadiene	ND		2.1	0.33	ug/m3			12/09/21 17:57	1
Naphthalene	ND		2.6	0.89	ug/m3			12/09/21 17:57	1

Client Sample ID: 10-1A-1-112921

Lab Sample ID: 200-61207-2

Date Collected: 11/29/21 16:30
Matrix: Air
Date Received: 12/02/21 11:30
Sample Container: Summa Canister 6L

Method: TO-15 - Volatile Organic Compounds in Ambient Air

Analyte	Result	Qualifier	RL	MDL	Unit	D	Prepared	Analyzed	Dil Fac
Dichlorodifluoromethane	**2.4**	**J**	2.5	0.54	ug/m3			12/09/21 18:50	1
Freon 22	**1.3**	**J**	1.8	0.39	ug/m3			12/09/21 18:50	1
1,2-Dichlorotetrafluoroethane	ND		1.4	0.38	ug/m3			12/09/21 18:50	1
Chloromethane	**1.3**		1.0	0.25	ug/m3			12/09/21 18:50	1
n-Butane	**8.9**		1.2	0.45	ug/m3			12/09/21 18:50	1
Vinyl chloride	ND		0.51	0.072	ug/m3			12/09/21 18:50	1
1,3-Butadiene	ND		0.44	0.084	ug/m3			12/09/21 18:50	1
Bromomethane	ND		0.78	0.20	ug/m3			12/09/21 18:50	1
Chloroethane	ND		1.3	0.66	ug/m3			12/09/21 18:50	1
Bromoethene(Vinyl Bromide)	ND		0.87	0.37	ug/m3			12/09/21 18:50	1
Trichlorofluoromethane	**1.1**		1.1	0.29	ug/m3			12/09/21 18:50	1
Freon TF	ND		1.5	0.42	ug/m3			12/09/21 18:50	1
1,1-Dichloroethene	ND		0.79	0.11	ug/m3			12/09/21 18:50	1
Acetone	**44**		12	4.8	ug/m3			12/09/21 18:50	1
Isopropyl alcohol	**3.6**	**J**	12	2.4	ug/m3			12/09/21 18:50	1

Client Sample Results

Client: GHD Services Inc.
Project/Site: 058507, GM-Lockport Air Samples

Job ID: 200-61207-1

Client Sample ID: 10-1A-1-112921

Lab Sample ID: 200-61207-2

Date Collected: 11/29/21 16:30
Date Received: 12/02/21 11:30
Sample Container: Summa Canister 6L

Matrix: Air

Method: TO-15 - Volatile Organic Compounds in Ambient Air (Continued)

Analyte	Result	Qualifier	RL	MDL	Unit	D	Prepared	Analyzed	Dil Fac
Carbon disulfide	ND		1.6	0.40	ug/m3			12/09/21 18:50	1
3-Chloropropene	ND		1.6	0.34	ug/m3			12/09/21 18:50	1
Methylene Chloride	**0.63**	**J**	1.7	0.59	ug/m3			12/09/21 18:50	1
tert-Butyl alcohol	ND		15	3.6	ug/m3			12/09/21 18:50	1
Methyl tert-butyl ether	ND		0.72	0.29	ug/m3			12/09/21 18:50	1
trans-1,2-Dichloroethene	ND		0.79	0.35	ug/m3			12/09/21 18:50	1
n-Hexane	**8.5**		1.8	0.81	ug/m3			12/09/21 18:50	1
1,1-Dichloroethane	ND		0.81	0.12	ug/m3			12/09/21 18:50	1
Methyl Ethyl Ketone	**1.0**	**J**	1.5	0.50	ug/m3			12/09/21 18:50	1
cis-1,2-Dichloroethene	**0.15**	**J**	0.79	0.13	ug/m3			12/09/21 18:50	1
1,2-Dichloroethene, Total	ND		1.6	0.71	ug/m3			12/09/21 18:50	1
Chloroform	ND		0.98	0.22	ug/m3			12/09/21 18:50	1
Tetrahydrofuran	ND		15	3.5	ug/m3			12/09/21 18:50	1
1,1,1-Trichloroethane	ND		1.1	0.21	ug/m3			12/09/21 18:50	1
Cyclohexane	**0.25**	**J**	0.69	0.12	ug/m3			12/09/21 18:50	1
Carbon tetrachloride	**0.35**	**J**	1.3	0.20	ug/m3			12/09/21 18:50	1
2,2,4-Trimethylpentane	ND		0.93	0.16	ug/m3			12/09/21 18:50	1
Benzene	**0.67**		0.64	0.24	ug/m3			12/09/21 18:50	1
1,2-Dichloroethane	ND		0.81	0.61	ug/m3			12/09/21 18:50	1
n-Heptane	**0.33**	**J**	0.82	0.24	ug/m3			12/09/21 18:50	1
Trichloroethene	**0.58**	**J**	1.1	0.13	ug/m3			12/09/21 18:50	1
Methyl methacrylate	ND		2.0	0.66	ug/m3			12/09/21 18:50	1
1,2-Dichloropropane	ND		0.92	0.40	ug/m3			12/09/21 18:50	1
1,4-Dioxane	ND		18	6.1	ug/m3			12/09/21 18:50	1
Bromodichloromethane	ND		1.3	0.27	ug/m3			12/09/21 18:50	1
cis-1,3-Dichloropropene	ND		0.91	0.091	ug/m3			12/09/21 18:50	1
methyl isobutyl ketone	ND		2.0	0.78	ug/m3			12/09/21 18:50	1
Toluene	**14**		0.75	0.35	ug/m3			12/09/21 18:50	1
trans-1,3-Dichloropropene	ND		0.91	0.40	ug/m3			12/09/21 18:50	1
1,1,2-Trichloroethane	ND		1.1	0.19	ug/m3			12/09/21 18:50	1
Tetrachloroethene	**6.2**		1.4	0.18	ug/m3			12/09/21 18:50	1
Methyl Butyl Ketone (2-Hexanone)	ND		2.0	0.82	ug/m3			12/09/21 18:50	1
Dibromochloromethane	ND		1.7	0.26	ug/m3			12/09/21 18:50	1
1,2-Dibromoethane	ND		1.5	0.35	ug/m3			12/09/21 18:50	1
Chlorobenzene	ND		0.92	0.20	ug/m3			12/09/21 18:50	1
Ethylbenzene	**2.5**		0.87	0.43	ug/m3			12/09/21 18:50	1
m,p-Xylene	**11**		2.2	0.74	ug/m3			12/09/21 18:50	1
Xylene, o-	**2.9**		0.87	0.41	ug/m3			12/09/21 18:50	1
Xylene (total)	**14**		3.0	1.1	ug/m3			12/09/21 18:50	1
Styrene	**0.16**	**J**	0.85	0.14	ug/m3			12/09/21 18:50	1
Bromoform	ND		2.1	0.60	ug/m3			12/09/21 18:50	1
Cumene	ND		0.98	0.18	ug/m3			12/09/21 18:50	1
1,1,2,2-Tetrachloroethane	ND		1.4	0.30	ug/m3			12/09/21 18:50	1
n-Propylbenzene	ND		0.98	0.23	ug/m3			12/09/21 18:50	1
4-Ethyltoluene	ND		0.98	0.25	ug/m3			12/09/21 18:50	1
1,3,5-Trimethylbenzene	ND		0.98	0.22	ug/m3			12/09/21 18:50	1
2-Chlorotoluene	ND		1.0	0.25	ug/m3			12/09/21 18:50	1
tert-Butylbenzene	ND		1.1	0.20	ug/m3			12/09/21 18:50	1

Client Sample ID: 10-1A-1-112921

Lab Sample ID: 200-61207-2

Date Collected: 11/29/21 16:30
Matrix: Air
Date Received: 12/02/21 11:30
Sample Container: Summa Canister 6L

Method: TO-15 - Volatile Organic Compounds in Ambient Air (Continued)

Analyte	Result	Qualifier	RL	MDL	Unit	D	Prepared	Analyzed	Dil Fac
1,2,4-Trimethylbenzene	ND		0.98	0.23	ug/m3			12/09/21 18:50	1
sec-Butylbenzene	ND		1.1	0.21	ug/m3			12/09/21 18:50	1
4-Isopropyltoluene	**0.29**	**J**	1.1	0.21	ug/m3			12/09/21 18:50	1
1,3-Dichlorobenzene	ND		1.2	0.54	ug/m3			12/09/21 18:50	1
1,4-Dichlorobenzene	ND		1.2	0.57	ug/m3			12/09/21 18:50	1
Benzyl chloride	ND		1.0	0.38	ug/m3			12/09/21 18:50	1
n-Butylbenzene	ND		1.1	0.30	ug/m3			12/09/21 18:50	1
1,2-Dichlorobenzene	ND		1.2	0.42	ug/m3			12/09/21 18:50	1
1,2,4-Trichlorobenzene	ND		3.7	1.4	ug/m3			12/09/21 18:50	1
Hexachlorobutadiene	ND		2.1	0.33	ug/m3			12/09/21 18:50	1
Naphthalene	ND		2.6	0.89	ug/m3			12/09/21 18:50	1

Client Sample ID: 10-1A-2-112921

Lab Sample ID: 200-61207-3

Date Collected: 11/29/21 15:33
Matrix: Air
Date Received: 12/02/21 11:30
Sample Container: Summa Canister 6L

Method: TO-15 - Volatile Organic Compounds in Ambient Air

Analyte	Result	Qualifier	RL	MDL	Unit	D	Prepared	Analyzed	Dil Fac
Dichlorodifluoromethane	**2.0**	**J**	2.5	0.54	ug/m3			12/09/21 19:43	1
Freon 22	**1.3**	**J**	1.8	0.39	ug/m3			12/09/21 19:43	1
1,2-Dichlorotetrafluoroethane	ND		1.4	0.38	ug/m3			12/09/21 19:43	1
Chloromethane	**1.2**		1.0	0.25	ug/m3			12/09/21 19:43	1
n-Butane	**18**		1.2	0.45	ug/m3			12/09/21 19:43	1
Vinyl chloride	ND		0.51	0.072	ug/m3			12/09/21 19:43	1
1,3-Butadiene	ND		0.44	0.084	ug/m3			12/09/21 19:43	1
Bromomethane	ND		0.78	0.20	ug/m3			12/09/21 19:43	1
Chloroethane	ND		1.3	0.66	ug/m3			12/09/21 19:43	1
Bromoethene(Vinyl Bromide)	ND		0.87	0.37	ug/m3			12/09/21 19:43	1
Trichlorofluoromethane	**1.2**		1.1	0.29	ug/m3			12/09/21 19:43	1
Freon TF	ND		1.5	0.42	ug/m3			12/09/21 19:43	1
1,1-Dichloroethene	ND		0.79	0.11	ug/m3			12/09/21 19:43	1
Acetone	**61**		12	4.8	ug/m3			12/09/21 19:43	1
Isopropyl alcohol	**8.8**	**J**	12	2.4	ug/m3			12/09/21 19:43	1
Carbon disulfide	**3.4**		1.6	0.40	ug/m3			12/09/21 19:43	1
3-Chloropropene	ND		1.6	0.34	ug/m3			12/09/21 19:43	1
Methylene Chloride	**2.7**		1.7	0.59	ug/m3			12/09/21 19:43	1
tert-Butyl alcohol	ND		15	3.6	ug/m3			12/09/21 19:43	1
Methyl tert-butyl ether	ND		0.72	0.29	ug/m3			12/09/21 19:43	1
trans-1,2-Dichloroethene	ND		0.79	0.35	ug/m3			12/09/21 19:43	1
n-Hexane	**13**		1.8	0.81	ug/m3			12/09/21 19:43	1
1,1-Dichloroethane	ND		0.81	0.12	ug/m3			12/09/21 19:43	1
Methyl Ethyl Ketone	**2.8**		1.5	0.50	ug/m3			12/09/21 19:43	1
cis-1,2-Dichloroethene	**0.52**	**J**	0.79	0.13	ug/m3			12/09/21 19:43	1
1,2-Dichloroethene, Total	ND		1.6	0.71	ug/m3			12/09/21 19:43	1
Chloroform	**0.23**	**J**	0.98	0.22	ug/m3			12/09/21 19:43	1
Tetrahydrofuran	ND		15	3.5	ug/m3			12/09/21 19:43	1
1,1,1-Trichloroethane	ND		1.1	0.21	ug/m3			12/09/21 19:43	1
Cyclohexane	**1.5**		0.69	0.12	ug/m3			12/09/21 19:43	1

Client Sample Results

Client: GHD Services Inc.
Project/Site: 058507, GM-Lockport Air Samples

Job ID: 200-61207-1

Client Sample ID: 10-1A-2-112921

Lab Sample ID: 200-61207-3

Date Collected: 11/29/21 15:33
Matrix: Air
Date Received: 12/02/21 11:30
Sample Container: Summa Canister 6L

Method: TO-15 - Volatile Organic Compounds in Ambient Air (Continued)

Analyte	Result	Qualifier	RL	MDL	Unit	D	Prepared	Analyzed	Dil Fac
Carbon tetrachloride	**0.40**	**J**	1.3	0.20	ug/m3			12/09/21 19:43	1
2,2,4-Trimethylpentane	**0.23**	**J**	0.93	0.16	ug/m3			12/09/21 19:43	1
Benzene	**0.75**		0.64	0.24	ug/m3			12/09/21 19:43	1
1,2-Dichloroethane	ND		0.81	0.61	ug/m3			12/09/21 19:43	1
n-Heptane	**2.1**		0.82	0.24	ug/m3			12/09/21 19:43	1
Trichloroethene	**0.67**	**J**	1.1	0.13	ug/m3			12/09/21 19:43	1
Methyl methacrylate	ND		2.0	0.66	ug/m3			12/09/21 19:43	1
1,2-Dichloropropane	ND		0.92	0.40	ug/m3			12/09/21 19:43	1
1,4-Dioxane	ND		18	6.1	ug/m3			12/09/21 19:43	1
Bromodichloromethane	ND		1.3	0.27	ug/m3			12/09/21 19:43	1
cis-1,3-Dichloropropene	ND		0.91	0.091	ug/m3			12/09/21 19:43	1
methyl isobutyl ketone	ND		2.0	0.78	ug/m3			12/09/21 19:43	1
Toluene	**21**		0.75	0.35	ug/m3			12/09/21 19:43	1
trans-1,3-Dichloropropene	ND		0.91	0.40	ug/m3			12/09/21 19:43	1
1,1,2-Trichloroethane	ND		1.1	0.19	ug/m3			12/09/21 19:43	1
Tetrachloroethene	**6.4**		1.4	0.18	ug/m3			12/09/21 19:43	1
Methyl Butyl Ketone (2-Hexanone)	ND		2.0	0.82	ug/m3			12/09/21 19:43	1
Dibromochloromethane	ND		1.7	0.26	ug/m3			12/09/21 19:43	1
1,2-Dibromoethane	ND		1.5	0.35	ug/m3			12/09/21 19:43	1
Chlorobenzene	ND		0.92	0.20	ug/m3			12/09/21 19:43	1
Ethylbenzene	**4.3**		0.87	0.43	ug/m3			12/09/21 19:43	1
m,p-Xylene	**19**		2.2	0.74	ug/m3			12/09/21 19:43	1
Xylene, o-	**5.4**		0.87	0.41	ug/m3			12/09/21 19:43	1
Xylene (total)	**24**		3.0	1.1	ug/m3			12/09/21 19:43	1
Styrene	ND		0.85	0.14	ug/m3			12/09/21 19:43	1
Bromoform	ND		2.1	0.60	ug/m3			12/09/21 19:43	1
Cumene	ND		0.98	0.18	ug/m3			12/09/21 19:43	1
1,1,2,2-Tetrachloroethane	ND		1.4	0.30	ug/m3			12/09/21 19:43	1
n-Propylbenzene	ND		0.98	0.23	ug/m3			12/09/21 19:43	1
4-Ethyltoluene	ND		0.98	0.25	ug/m3			12/09/21 19:43	1
1,3,5-Trimethylbenzene	ND		0.98	0.22	ug/m3			12/09/21 19:43	1
2-Chlorotoluene	ND		1.0	0.25	ug/m3			12/09/21 19:43	1
tert-Butylbenzene	ND		1.1	0.20	ug/m3			12/09/21 19:43	1
1,2,4-Trimethylbenzene	**0.40**	**J**	0.98	0.23	ug/m3			12/09/21 19:43	1
sec-Butylbenzene	ND		1.1	0.21	ug/m3			12/09/21 19:43	1
4-Isopropyltoluene	**0.66**	**J**	1.1	0.21	ug/m3			12/09/21 19:43	1
1,3-Dichlorobenzene	ND		1.2	0.54	ug/m3			12/09/21 19:43	1
1,4-Dichlorobenzene	ND		1.2	0.57	ug/m3			12/09/21 19:43	1
Benzyl chloride	ND		1.0	0.38	ug/m3			12/09/21 19:43	1
n-Butylbenzene	ND		1.1	0.30	ug/m3			12/09/21 19:43	1
1,2-Dichlorobenzene	ND		1.2	0.42	ug/m3			12/09/21 19:43	1
1,2,4-Trichlorobenzene	ND		3.7	1.4	ug/m3			12/09/21 19:43	1
Hexachlorobutadiene	ND		2.1	0.33	ug/m3			12/09/21 19:43	1
Naphthalene	**1.9**	**J**	2.6	0.89	ug/m3			12/09/21 19:43	1

Method: TO-15 - Volatile Organic Compounds in Ambient Air

Lab Sample ID: MB 200-174702/5
Matrix: Air
Analysis Batch: 174702

Client Sample ID: Method Blank
Prep Type: Total/NA

Analyte	MB Result	MB Qualifier	RL	MDL	Unit	D	Prepared	Analyzed	Dil Fac
Dichlorodifluoromethane	ND		2.5	0.54	ug/m3			12/09/21 10:50	1
Freon 22	ND		1.8	0.39	ug/m3			12/09/21 10:50	1
1,2-Dichlorotetrafluoroethane	ND		1.4	0.38	ug/m3			12/09/21 10:50	1
Chloromethane	ND		1.0	0.25	ug/m3			12/09/21 10:50	1
n-Butane	ND		1.2	0.45	ug/m3			12/09/21 10:50	1
Vinyl chloride	ND		0.51	0.072	ug/m3			12/09/21 10:50	1
1,3-Butadiene	ND		0.44	0.084	ug/m3			12/09/21 10:50	1
Bromomethane	ND		0.78	0.20	ug/m3			12/09/21 10:50	1
Chloroethane	ND		1.3	0.66	ug/m3			12/09/21 10:50	1
Bromoethene(Vinyl Bromide)	ND		0.87	0.37	ug/m3			12/09/21 10:50	1
Trichlorofluoromethane	ND		1.1	0.29	ug/m3			12/09/21 10:50	1
Freon TF	ND		1.5	0.42	ug/m3			12/09/21 10:50	1
1,1-Dichloroethene	ND		0.79	0.11	ug/m3			12/09/21 10:50	1
Acetone	ND		12	4.8	ug/m3			12/09/21 10:50	1
Isopropyl alcohol	ND		12	2.4	ug/m3			12/09/21 10:50	1
Carbon disulfide	ND		1.6	0.40	ug/m3			12/09/21 10:50	1
3-Chloropropene	ND		1.6	0.34	ug/m3			12/09/21 10:50	1
Methylene Chloride	ND		1.7	0.59	ug/m3			12/09/21 10:50	1
tert-Butyl alcohol	ND		15	3.6	ug/m3			12/09/21 10:50	1
Methyl tert-butyl ether	ND		0.72	0.29	ug/m3			12/09/21 10:50	1
trans-1,2-Dichloroethene	ND		0.79	0.35	ug/m3			12/09/21 10:50	1
n-Hexane	ND		1.8	0.81	ug/m3			12/09/21 10:50	1
1,1-Dichloroethane	ND		0.81	0.12	ug/m3			12/09/21 10:50	1
Methyl Ethyl Ketone	ND		1.5	0.50	ug/m3			12/09/21 10:50	1
cis-1,2-Dichloroethene	ND		0.79	0.13	ug/m3			12/09/21 10:50	1
1,2-Dichloroethene, Total	ND		1.6	0.71	ug/m3			12/09/21 10:50	1
Chloroform	ND		0.98	0.22	ug/m3			12/09/21 10:50	1
Tetrahydrofuran	ND		15	3.5	ug/m3			12/09/21 10:50	1
1,1,1-Trichloroethane	ND		1.1	0.21	ug/m3			12/09/21 10:50	1
Cyclohexane	ND		0.69	0.12	ug/m3			12/09/21 10:50	1
Carbon tetrachloride	ND		1.3	0.20	ug/m3			12/09/21 10:50	1
2,2,4-Trimethylpentane	ND		0.93	0.16	ug/m3			12/09/21 10:50	1
Benzene	ND		0.64	0.24	ug/m3			12/09/21 10:50	1
1,2-Dichloroethane	ND		0.81	0.61	ug/m3			12/09/21 10:50	1
n-Heptane	ND		0.82	0.24	ug/m3			12/09/21 10:50	1
Trichloroethene	ND		1.1	0.13	ug/m3			12/09/21 10:50	1
Methyl methacrylate	ND		2.0	0.66	ug/m3			12/09/21 10:50	1
1,2-Dichloropropane	ND		0.92	0.40	ug/m3			12/09/21 10:50	1
1,4-Dioxane	ND		18	6.1	ug/m3			12/09/21 10:50	1
Bromodichloromethane	ND		1.3	0.27	ug/m3			12/09/21 10:50	1
cis-1,3-Dichloropropene	ND		0.91	0.091	ug/m3			12/09/21 10:50	1
methyl isobutyl ketone	ND		2.0	0.78	ug/m3			12/09/21 10:50	1
Toluene	ND		0.75	0.35	ug/m3			12/09/21 10:50	1
trans-1,3-Dichloropropene	ND		0.91	0.40	ug/m3			12/09/21 10:50	1
1,1,2-Trichloroethane	ND		1.1	0.19	ug/m3			12/09/21 10:50	1
Tetrachloroethene	ND		1.4	0.18	ug/m3			12/09/21 10:50	1
Methyl Butyl Ketone (2-Hexanone)	ND		2.0	0.82	ug/m3			12/09/21 10:50	1
Dibromochloromethane	ND		1.7	0.26	ug/m3			12/09/21 10:50	1

Method: TO-15 - Volatile Organic Compounds in Ambient Air (Continued)

Lab Sample ID: MB 200-174702/5
Matrix: Air
Analysis Batch: 174702

Client Sample ID: Method Blank
Prep Type: Total/NA

Analyte	MB Result	MB Qualifier	RL	MDL	Unit	D	Prepared	Analyzed	Dil Fac
1,2-Dibromoethane	ND		1.5	0.35	ug/m3			12/09/21 10:50	1
Chlorobenzene	ND		0.92	0.20	ug/m3			12/09/21 10:50	1
Ethylbenzene	ND		0.87	0.43	ug/m3			12/09/21 10:50	1
m,p-Xylene	ND		2.2	0.74	ug/m3			12/09/21 10:50	1
Xylene, o-	ND		0.87	0.41	ug/m3			12/09/21 10:50	1
Xylene (total)	ND		3.0	1.1	ug/m3			12/09/21 10:50	1
Styrene	ND		0.85	0.14	ug/m3			12/09/21 10:50	1
Bromoform	ND		2.1	0.60	ug/m3			12/09/21 10:50	1
Cumene	ND		0.98	0.18	ug/m3			12/09/21 10:50	1
1,1,2,2-Tetrachloroethane	ND		1.4	0.30	ug/m3			12/09/21 10:50	1
n-Propylbenzene	ND		0.98	0.23	ug/m3			12/09/21 10:50	1
4-Ethyltoluene	ND		0.98	0.25	ug/m3			12/09/21 10:50	1
1,3,5-Trimethylbenzene	ND		0.98	0.22	ug/m3			12/09/21 10:50	1
2-Chlorotoluene	ND		1.0	0.25	ug/m3			12/09/21 10:50	1
tert-Butylbenzene	ND		1.1	0.20	ug/m3			12/09/21 10:50	1
1,2,4-Trimethylbenzene	ND		0.98	0.23	ug/m3			12/09/21 10:50	1
sec-Butylbenzene	ND		1.1	0.21	ug/m3			12/09/21 10:50	1
4-Isopropyltoluene	ND		1.1	0.21	ug/m3			12/09/21 10:50	1
1,3-Dichlorobenzene	ND		1.2	0.54	ug/m3			12/09/21 10:50	1
1,4-Dichlorobenzene	ND		1.2	0.57	ug/m3			12/09/21 10:50	1
Benzyl chloride	ND		1.0	0.38	ug/m3			12/09/21 10:50	1
n-Butylbenzene	ND		1.1	0.30	ug/m3			12/09/21 10:50	1
1,2-Dichlorobenzene	ND		1.2	0.42	ug/m3			12/09/21 10:50	1
1,2,4-Trichlorobenzene	ND		3.7	1.4	ug/m3			12/09/21 10:50	1
Hexachlorobutadiene	ND		2.1	0.33	ug/m3			12/09/21 10:50	1
Naphthalene	ND		2.6	0.89	ug/m3			12/09/21 10:50	1

Lab Sample ID: LCS 200-174702/3
Matrix: Air
Analysis Batch: 174702

Client Sample ID: Lab Control Sample
Prep Type: Total/NA

Analyte	Spike Added	LCS Result	LCS Qualifier	Unit	D	%Rec	%Rec. Limits
Dichlorodifluoromethane	49.4	47.1		ug/m3		95	61 - 142
Freon 22	35.4	38.1		ug/m3		108	60 - 147
1,2-Dichlorotetrafluoroethane	69.9	72.6		ug/m3		104	71 - 141
Chloromethane	20.6	22.6		ug/m3		110	56 - 141
n-Butane	23.8	25.3		ug/m3		106	53 - 151
Vinyl chloride	25.6	25.9		ug/m3		101	61 - 135
1,3-Butadiene	22.1	20.8		ug/m3		94	58 - 139
Bromomethane	38.8	39.1		ug/m3		101	72 - 124
Chloroethane	26.4	24.7		ug/m3		94	68 - 130
Bromoethene(Vinyl Bromide)	43.7	42.1		ug/m3		96	75 - 125
Trichlorofluoromethane	56.2	56.1		ug/m3		100	70 - 129
Freon TF	76.6	80.2		ug/m3		105	70 - 121
1,1-Dichloroethene	39.6	40.9		ug/m3		103	68 - 120
Acetone	23.7	23.6		ug/m3		99	54 - 154
Isopropyl alcohol	24.6	18.0		ug/m3		73	53 - 142
Carbon disulfide	31.1	27.2		ug/m3		87	71 - 138
3-Chloropropene	31.3	25.0		ug/m3		80	50 - 150

Method: TO-15 - Volatile Organic Compounds in Ambient Air (Continued)

Lab Sample ID: LCS 200-174702/3
Matrix: Air
Analysis Batch: 174702

Client Sample ID: Lab Control Sample
Prep Type: Total/NA

Analyte	Spike Added	LCS Result	LCS Qualifier	Unit	D	%Rec	%Rec. Limits
Methylene Chloride	34.7	27.6		ug/m3		79	59 - 137
tert-Butyl alcohol	30.3	27.5		ug/m3		91	66 - 132
Methyl tert-butyl ether	36.0	31.3		ug/m3		87	70 - 127
trans-1,2-Dichloroethene	39.6	31.7		ug/m3		80	69 - 137
n-Hexane	35.2	36.7		ug/m3		104	63 - 138
1,1-Dichloroethane	40.5	42.9		ug/m3		106	66 - 130
Methyl Ethyl Ketone	29.5	25.0		ug/m3		85	72 - 124
cis-1,2-Dichloroethene	39.6	38.9		ug/m3		98	72 - 121
Chloroform	48.8	51.1		ug/m3		105	73 - 124
Tetrahydrofuran	29.5	29.8		ug/m3		101	60 - 149
1,1,1-Trichloroethane	54.6	55.9		ug/m3		102	72 - 127
Cyclohexane	34.4	34.4		ug/m3		100	76 - 124
Carbon tetrachloride	62.9	61.8		ug/m3		98	71 - 133
2,2,4-Trimethylpentane	46.7	46.3		ug/m3		99	68 - 131
Benzene	31.9	32.0		ug/m3		100	73 - 119
1,2-Dichloroethane	40.5	42.1		ug/m3		104	68 - 135
n-Heptane	41.0	40.1		ug/m3		98	60 - 142
Trichloroethene	53.7	54.4		ug/m3		101	73 - 122
Methyl methacrylate	40.9	40.5		ug/m3		99	73 - 129
1,2-Dichloropropane	46.2	46.7		ug/m3		101	69 - 128
1,4-Dioxane	36.0	32.8		ug/m3		91	66 - 129
Bromodichloromethane	67.0	68.2		ug/m3		102	75 - 127
cis-1,3-Dichloropropene	45.4	43.8		ug/m3		97	74 - 125
methyl isobutyl ketone	41.0	42.5		ug/m3		104	58 - 144
Toluene	37.7	36.2		ug/m3		96	75 - 122
trans-1,3-Dichloropropene	45.4	46.3		ug/m3		102	74 - 128
1,1,2-Trichloroethane	54.6	52.4		ug/m3		96	75 - 126
Tetrachloroethene	67.8	64.3		ug/m3		95	70 - 125
Methyl Butyl Ketone (2-Hexanone)	41.0	39.1		ug/m3		95	57 - 143
Dibromochloromethane	85.2	86.1		ug/m3		101	73 - 125
1,2-Dibromoethane	76.8	76.8		ug/m3		100	78 - 122
Chlorobenzene	46.0	45.4		ug/m3		99	76 - 119
Ethylbenzene	43.4	43.3		ug/m3		100	74 - 122
m,p-Xylene	86.8	87.1		ug/m3		100	76 - 121
Xylene, o-	43.4	43.4		ug/m3		100	73 - 123
Styrene	42.6	44.9		ug/m3		105	74 - 125
Bromoform	103	106		ug/m3		103	53 - 149
Cumene	49.1	48.9		ug/m3		100	73 - 123
1,1,2,2-Tetrachloroethane	68.6	66.5		ug/m3		97	74 - 126
n-Propylbenzene	49.1	49.8		ug/m3		101	73 - 127
4-Ethyltoluene	49.2	49.7		ug/m3		101	75 - 129
1,3,5-Trimethylbenzene	49.2	49.5		ug/m3		101	72 - 126
2-Chlorotoluene	51.8	52.9		ug/m3		102	74 - 126
tert-Butylbenzene	54.9	54.3		ug/m3		99	71 - 125
1,2,4-Trimethylbenzene	49.2	49.6		ug/m3		101	71 - 129
sec-Butylbenzene	54.9	54.7		ug/m3		100	70 - 128
4-Isopropyltoluene	54.9	55.0		ug/m3		100	68 - 130
1,3-Dichlorobenzene	60.1	62.5		ug/m3		104	69 - 131

Method: TO-15 - Volatile Organic Compounds in Ambient Air (Continued)

Lab Sample ID: LCS 200-174702/3
Matrix: Air
Analysis Batch: 174702

Client Sample ID: Lab Control Sample
Prep Type: Total/NA

Analyte	Spike Added	LCS Result	LCS Qualifier	Unit	D	%Rec	%Rec. Limits
1,4-Dichlorobenzene	60.1	61.9		ug/m3		103	67 - 132
Benzyl chloride	51.8	48.5		ug/m3		94	60 - 136
n-Butylbenzene	54.9	55.7		ug/m3		101	65 - 137
1,2-Dichlorobenzene	60.1	60.6		ug/m3		101	68 - 129
1,2,4-Trichlorobenzene	74.2	70.7		ug/m3		95	50 - 150
Hexachlorobutadiene	107	97.3		ug/m3		91	58 - 130
Naphthalene	52.4	50.4		ug/m3		96	50 - 150

QC Association Summary

Client: GHD Services Inc.
Project/Site: 058507, GM-Lockport Air Samples

Job ID: 200-61207-1

Air - GC/MS VOA

Analysis Batch: 174702

Lab Sample ID	Client Sample ID	Prep Type	Matrix	Method	Prep Batch
200-61207-1	OA-112921	Total/NA	Air	TO-15	
200-61207-2	10-1A-1-112921	Total/NA	Air	TO-15	
200-61207-3	10-1A-2-112921	Total/NA	Air	TO-15	
MB 200-174702/5	Method Blank	Total/NA	Air	TO-15	
LCS 200-174702/3	Lab Control Sample	Total/NA	Air	TO-15	

Lab Chronicle

Client: GHD Services Inc.
Project/Site: 058507, GM-Lockport Air Samples

Job ID: 200-61207-1

Client Sample ID: OA-112921 — Lab Sample ID: 200-61207-1

Date Collected: 11/29/21 16:35 — **Matrix: Air**
Date Received: 12/02/21 11:30

Prep Type	Batch Type	Batch Method	Run	Dilution Factor	Batch Number	Prepared or Analyzed	Analyst	Lab
Total/NA	Analysis	TO-15		1	174702	12/09/21 17:57	K1P	TAL BUR

Client Sample ID: 10-1A-1-112921 — Lab Sample ID: 200-61207-2

Date Collected: 11/29/21 16:30 — **Matrix: Air**
Date Received: 12/02/21 11:30

Prep Type	Batch Type	Batch Method	Run	Dilution Factor	Batch Number	Prepared or Analyzed	Analyst	Lab
Total/NA	Analysis	TO-15		1	174702	12/09/21 18:50	K1P	TAL BUR

Client Sample ID: 10-1A-2-112921 — Lab Sample ID: 200-61207-3

Date Collected: 11/29/21 15:33 — **Matrix: Air**
Date Received: 12/02/21 11:30

Prep Type	Batch Type	Batch Method	Run	Dilution Factor	Batch Number	Prepared or Analyzed	Analyst	Lab
Total/NA	Analysis	TO-15		1	174702	12/09/21 19:43	K1P	TAL BUR

Laboratory References:

TAL BUR = Eurofins TestAmerica, Burlington, 530 Community Drive, Suite 11, South Burlington, VT 05403, TEL (802)660-1990

Accreditation/Certification Summary

Client: GHD Services Inc.
Project/Site: 058507, GM-Lockport Air Samples

Job ID: 200-61207-1

Laboratory: Eurofins TestAmerica, Burlington

Unless otherwise noted, all analytes for this laboratory were covered under each accreditation/certification below.

Authority	Program	Identification Number	Expiration Date
New York	NELAP	10391	04-01-22

The following analytes are included in this report, but the laboratory is not certified by the governing authority. This list may include analytes for which the agency does not offer certification.

Analysis Method	Prep Method	Matrix	Analyte
TO-15		Air	1,2-Dichloroethene, Total
TO-15		Air	4-Ethyltoluene
TO-15		Air	4-Isopropyltoluene
TO-15		Air	Cumene
TO-15		Air	Freon 22
TO-15		Air	Methyl Butyl Ketone (2-Hexanone)
TO-15		Air	n-Butane
TO-15		Air	n-Butylbenzene
TO-15		Air	n-Propylbenzene
TO-15		Air	sec-Butylbenzene
TO-15		Air	tert-Butylbenzene
TO-15		Air	Tetrahydrofuran

Method Summary

Client: GHD Services Inc.
Project/Site: 058507, GM-Lockport Air Samples

Job ID: 200-61207-1

Method	Method Description	Protocol	Laboratory
TO-15	Volatile Organic Compounds in Ambient Air	EPA	TAL BUR

Protocol References:

EPA = US Environmental Protection Agency

Laboratory References:

TAL BUR = Eurofins TestAmerica, Burlington, 530 Community Drive, Suite 11, South Burlington, VT 05403, TEL (802)660-1990

Sample Summary

Client: GHD Services Inc.
Project/Site: 058507, GM-Lockport Air Samples

Job ID: 200-61207-1

Lab Sample ID	Client Sample ID	Matrix	Collected	Received	Asset ID
200-61207-1	OA-112921	Air	11/29/21 16:35	12/02/21 11:30	Air Canister (6-Liter) #3686
200-61207-2	10-1A-1-112921	Air	11/29/21 16:30	12/02/21 11:30	Air Canister (6-Liter) #9272
200-61207-3	10-1A-2-112921	Air	11/29/21 15:33	12/02/21 11:30	Air Canister (6-Liter) #5045

Eurofins TestAmerica, Burlington
530 Community Drive
Suite 11
South Burlington, VT 05403-6809
phone 802.660.1990 fax 802.660.1919

Canister Samples Chain of Custody Record

TestAmerica Laboratories, Inc. assumes no liability with respect to the collection and shipment of these samples.

eurofins | Environment Testing America

TestAmerica Laboratories, Inc. d/b/a Eurofins TestAmerica

Client Contact Information
Company Name: GZA
Address: 300 Pear Street
City/State/Zip Buffalo NY 14203
Phone: 716 570 5983
FAX:
Project Name: GM Lockport
Site/Location: 2
PO# 56546.20 Task 8

Client Project Manager: Tom Bohlen
Phone: 716 570 5983
Email: Thomas.Bohlen@GZA.Com
Site Contact: Morgan Brown
Tel/Fax 716 803 5717
Analysis Turnaround Time
Standard (Specific): X
Rush (Specifiy):

Samples Collected By: Morgan Brown

COC No: 1 of 1 COCs
TALS Project #:
For Lab Use Only:
Walk-in Client:
Lab Sampling:
Job / SDG No.:
(See below for Add'l Items)

Sample Identification	Sample Start Date	Time Start	Sample End Date	Time Stop	Canister Vacuum in Field, "Hg (Start)	Canister Vacuum in Field, "Hg (Stop)	Flow Controller ID	Canister ID	TO-15 (Standard / Low Level)	TO-15 SIM	EPA 3C	EPA 25C	ASTM D-1946	EPA 15/16	Other (Please specify in notes section)	Sample Type	Indoor Air/Ambient Air	Sub-Slab	Soil Gas	Soil Vapor Extraction (SVE)	Landfill Gas	Other (Please specify in notes section)	Sample Specific Notes:
OA-112921	11/29/21	1010	11/29/21	1635	-28	-9	3110	3686	X														See D. Heckler
10-1A-1-112921	11/29/21	0955	11/29/21	1630	-29	-9	6555	9272		X													With questions
10-1A-2-112921	11/29/21	1004	11/29/21	1533	-30	-8	4747	5045		X													

200-61207 Chain of Custody

Temperature (Fahrenheit)			
Start	Interior	Ambient	
Stop	-	34	36

Pressure (inches of Hg)			
Start	Interior	Ambient	
Stop	-	29.4	29.4

Special Instructions/QC Requirements & Comments:

Samples Shipped by:	Date / Time: 11/29/21 1703	Samples Received by:	
Samples Relinquished by:	Date / Time:	Received by:	12/2/21 1130 F
Relinquished by:	Date / Time:	Received by:	
Lab Use Only: Shipper Name:	Opened by:	Condition:	

Form No. CA-C-WI-003, Rev. 2.27, dated 12/15/2020

ORIGIN ID:DKKA (716) 691-2600
SAMPLE RECEIPT
EUROFINS TESTAMERICA BUFFALO
10 HAZELWOOD DR

AMHERST, NY 14228
UNITED STATES US

SHIP DATE: 30NOV21
ACTWGT: 33.70 LB
CAD: 846654/CAFE3507

BILL RECIPIENT

TO SAMPLE MGT.
TA BURLINGTON
530 COMMUNITY DRIVE
SUITE 11
SOUTH BURLINGTON VT 05403
(802) 923-1026
REF: TA SOUTH BURLINGTON

FedEx Express

TRK# 0201 1888 3865 9060

WED - 01 DEC 11:30A
PRIORITY OVERNIGHT

XE BTVA

05403
VT-US BTV

Login Sample Receipt Checklist

Client: GHD Services Inc.

Job Number: 200-61207-1

Login Number: 61207
List Number: 1
Creator: Sofio, Michael G

List Source: Eurofins TestAmerica, Burlington

Question	Answer	Comment
Radioactivity wasn't checked or is </= background as measured by a survey meter.	N/A	Lab does not accept radioactive samples.
The cooler's custody seal, if present, is intact.	N/A	Not present
Sample custody seals, if present, are intact.	N/A	
The cooler or samples do not appear to have been compromised or tampered with.	True	
Samples were received on ice.	N/A	Thermal preservation not required.
Cooler Temperature is acceptable.	True	
Cooler Temperature is recorded.	N/A	Thermal preservation not required.
COC is present.	True	
COC is filled out in ink and legible.	True	
COC is filled out with all pertinent information.	True	
Is the Field Sampler's name present on COC?	True	
There are no discrepancies between the containers received and the COC.	True	
Samples are received within Holding Time (excluding tests with immediate HTs)	True	
Sample containers have legible labels.	True	
Containers are not broken or leaking.	True	
Sample collection date/times are provided.	True	
Appropriate sample containers are used.	True	
Sample bottles are completely filled.	N/A	
Sample Preservation Verified.	True	
There is sufficient vol. for all requested analyses, incl. any requested MS/MSDs	True	
Containers requiring zero headspace have no headspace or bubble is <6mm (1/4").	True	
Multiphasic samples are not present.	True	
Samples do not require splitting or compositing.	True	
Residual Chlorine Checked.	N/A	

Pre-Shipment Clean Canister Certification Report

Canister Cleaning & Pre-Shipment Leak Test

System ID	Max DF#	# Cycles	Cleaning Start Date/Time		System Start Temp(s):		Technician	Can Size	Certification Type:
Oven 1/2	10	50	8/8/2021	1503	22	22	SML	6 liter	batch

Port	Can ID	Initial[1] (psia)	Final (psia)	Diff.[3]	Final ("Hg)	Initial Reading Gauge:	Date:	Time:	Tech:	Temp:	Final Reading Gauge:	Date:	Time:	Tech:	Temp:
1	5053	.03	.03	Ø	29.4	G26	8/9/21	1241	S—	22.0	G26	8/31/21	1405	—	22.0
2	2511	↓	.03	Ø	↓	G26	↓	↓	↓	↓	G26	↓	↓	↓	↓
~~3~~	~~2604~~					~~G26~~					~~G26~~				
4	2847	.03	.03	Ø	↓	G26	8/9/21	1241	S—	22.0	G26	↓	↓	↓	↓
5	5904	↓	.03	Ø	↓	G26	↓	↓	↓	↓	G26	↓	↓	↓	↓
6	5894	↓	.03	Ø	↓	G26	↓	↓	↓	↓	G26	↓	↓	↓	↓
7	34001609	↓	.20	.17	↓	G26	↓	↓	↓	↓	G26	↓	↓	↓	↓
8	3497	.03	.03	~~.03~~ Ø	29.7	G26	8/31/21	1509	↓	↓	G26	8/31/21	1200	—	22.0
9	3290	↓	.03	Ø	29.4	G26	↓	↓	↓	↓	G26	8/31/21	1405	—	22.0
10	3686	↓	.03	Ø	↓	G26	↓	↓	↓	↓	G26	↓	↓	↓	↓
11	5420	↓	.03	Ø	↓	G26	↓	↓	↓	↓	G26	↓	↓	↓	↓
12	4432	↓	.16	.13	↓	G26	↓	↓	↓	↓	G26	↓	↓	↓	↓

[1] Batch Certification: The reading is taken on the "batch" canister and this value is used as the initial pressure for all canisters in the batch.

[3] Difference = Final Pressure - Initial Pressure . Acceptance Criteria: (1) The difference must be less than or equal to + 0.25psi. (2) Pressure readings must be at least 24 hours apart.

If time frame was not met, the PM must authorize shipment of canister **PM Authorization** **Date:**

Clean Canister Certification Analysis & Authorization of Release to Inventory

Test Method: ☐ TO15 Routine ☐ TO15 LL

Can ID	Date	Sequence	Analyst	Inventory Level 1	2	3	4	Secondary Review Limited	Review Date	Review
~~2604~~ 3497	8/27/21	47300	KPI		XXXXXXXX				8/27/21	TPB

Inventory Level 1: Individual Canister Certification (TO15LL 0.01).

Inventory Level 2: Individual or Batch Certification (TO15 0.04 ppbv).

Inventory Level 3: Individual or Batch Certification (TO15 0.2 ppbv).

Inventory Level Limited: Canisters may only be used for certain projects.

Dup Tees/Vac gauges (enter IDs if included):

Comments:

Form ID: FAI023:12
Revision Date: 12/18/2018

TestAmerica Burlington

Page 24 of 76

12/12/2021

200-59601-A-8
3497
Location: Air-Storage
Bottle: Summa Canister 6L
Sampled: 8/8/2021 12:00 AM 200-1523044

Loc: 200
59601
#8 A
Air-Storag

Pre-Shipment Clean Canister Certification Report

Canister Cleaning & Pre-Shipment Leak Test

System ID	Max DF#	# Cycles	Cleaning Start Date/Time		System Start Temp(s):		Technician	Can Size	Certification Type:
Bottom Rack	10	25	10/20/2021	1019	21	21	SML	6 liter	batch

Port	Can ID	Initial[1] (psia)	Final (psia)	Diff.[3]	Final ("Hg)	Initial Reading Gauge:	Date:	Time:	Tech:	Temp:	Final Reading Gauge:	Date:	Time:	Tech:	Temp:
1	4011	.03	.03	Ø	29.4	G26	10/21/21	1011	—	22.0	G26	10/30/21	1624	—	22.0
2	~~4822~~		~~.03~~	~~Ø~~		G26					G26				
3	5416		.03	Ø		G26					G26				
4	2902		.03	Ø		G26					G26				
5	3398		.03	Ø		G26					G26				
6	5604		.03	Ø		G26					G26				
7	5058		.03	Ø		G26					G26				
8	3344		.03	Ø		G26					G26				
9	5045		.03	Ø		G26					G26				
10	4570	.03	.03	Ø	29.6	G26	10/30/21	1730	—	22.0	G26	11/1/21	1534	—	23.0
11	5407	.03	.03	Ø		G26	10/21/21	1011	—	22.0	G26				
12	5427		.03	Ø		G26					G26				

[1] Batch Certification: The reading is taken on the "batch" canister and this value is used as the initial pressure for all canisters in the batch.

[3] Difference = Final Pressure - Initial Pressure . Acceptance Criteria: (1) The difference must be less than or equal to + 0.25psi. (2) Pressure readings must be at least 24 hours apart.

If time frame was not met, the PM must authorize shipment of canister **PM Authorization** **Date:**

Clean Canister Certification Analysis & Authorization of Release to Inventory

Test Method: ☑ TO15 Routine ☐ TO15 LL

Can ID	Date	Sequence	Analyst	Inventory Level 1	2	3	4	Secondary Review Limited	Review Date	Reviewer
4570	10/26/21	48131	ABI		XXXXXXX				10/26/21	JPB

Inventory Level 1: Individual Canister Certification (TO15LL 0.01).

Inventory Level 2: Individual or Batch Certification (TO15 0.04 ppbv).

Inventory Level 3: Individual or Batch Certification (TO15 0.2 ppbv).

Inventory Level Limited: Canisters may only be used for certain projects.

Dup Tees/Vac gauges (enter IDs if included):

Comments:

Form ID: FAI023:12
Revision Date: 12/18/2018

TestAmerica Burlington

200-60620-A-10
4570
Location: Air-Storage
Bottle: Summa Canister 6L
Sampled: 10/20/2021 12:00 AM 200-1554405

Loc: 200
60620
#10 A
Air-Storag

Pre-Shipment Clean Canister Certification Report

Canister Cleaning & Pre-Shipment Leak Test

System ID	Max DF#	# Cycles	Cleaning Start Date/Time		System Start Temp(s):		Technician	Can Size	Certification Type:
Bottom Rack	10	50	10/21/2021	1627	22	22	SML	6 liter	batch

Port	Can ID	Initial[1] (psia)	Final (psia)	Diff.[3]	Final ("Hg)	Initial Reading Gauge:	Date:	Time:	Tech:	Temp:	Final Reading Gauge:	Date:	Time:	Tech:	Temp:
1	4560	.03	.03	Ø	29.4	G26	10/22/21	1124	—	23.0	G26	10/30/21	1631	—	22.0
2	5463		.07	Ø		G26					G26				
3	9272		.09	.06		G26					G26				
4	4235		.03	Ø		G26					G26				
5	5425		.03	Ø		G26					G26				
6	9244		.15	.12		G26					G26				
7	5032		.03	Ø		G26					G26				
8	5901		.03	Ø		G26					G26				
9	5629		.03	Ø		G26					G26				
10	5731		.03	Ø		G26					G26				
11	3432	.03	.03	Ø	29.6	G26	10/30/21	1730	—	22.0	G26	11/1/21	1554	—	23.0
12	2911	.03	.03	Ø	29.4	G26	10/22/21	1124	—	22.0	G26	10/30/21	1631	—	22.0

[1] Batch Certification: The reading is taken on the "batch" canister and this value is used as the initial pressure for all canisters in the batch.
[3] Difference = Final Pressure - Initial Pressure . Acceptance Criteria: (1) The difference must be less than or equal to + 0.25psi. (2) Pressure readings must be at least 24 hours apart.

If time frame was not met, the PM must authorize shipment of canister **PM Authorization** **Date:**

Clean Canister Certification Analysis & Authorization of Release to Inventory

Test Method: ☑ TO15 Routine ☐ TO15 LL

Can ID	Date	Sequence	Analyst	Inventory Level 1	2	3	4	Secondary Review Limited	Review Date	Rev
3432	10/26/21	48131	ABI		XXXXXXX				10/26/21	JPR

Inventory Level 1: Individual Canister Certification (TO15LL 0.01).
Inventory Level 2: Individual or Batch Certification (TO15 0.04 ppbv).
Inventory Level 3: Individual or Batch Certification (TO15 0.2 ppbv).
Inventory Level Limited: Canisters may only be used for certain projects.
Dup Tees/Vac gauges (enter IDs if included):

Comments:

Form ID: FAI023:12
Revision Date: 12/18/2018

TestAmerica Burlington

200-60648-A-11
3432
Location: Air-Storage
Bottle: Summa Canister 6L
Sampled: 10/21/2021 12:00 AM 200-1556219

Loc: 200
60648
#11 A
Air-Storag

FORM I
AIR - GC/MS VOA ORGANICS ANALYSIS DATA SHEET

Lab Name: Eurofins TestAmerica, Burlington Job No.: 200-59601-1

SDG No.:

Client Sample ID: 3497 Lab Sample ID: 200-59601-8

Matrix: Air Lab File ID: 47300-06.D

Analysis Method: TO-15 Date Collected: 08/08/2021 00:00

Sample wt/vol: 1000(mL) Date Analyzed: 08/26/2021 11:43

Soil Aliquot Vol: Dilution Factor: 0.2

Soil Extract Vol.: GC Column: RTX-624 ID: 0.32(mm)

% Moisture: Level: (low/med) Low

Analysis Batch No.: 170672 Units: ppb v/v

CAS NO.	COMPOUND NAME	RESULT	Q	RL	RL
115-07-1	Propylene	1.0	U	1.0	1.0
75-71-8	Dichlorodifluoromethane	0.10	U	0.10	0.10
75-45-6	Freon 22	0.10	U	0.10	0.10
76-14-2	1,2-Dichlorotetrafluoroethane	0.040	U	0.040	0.040
74-87-3	Chloromethane	0.10	U	0.10	0.10
106-97-8	n-Butane	0.10	U	0.10	0.10
75-01-4	Vinyl chloride	0.040	U	0.040	0.040
106-99-0	1,3-Butadiene	0.040	U	0.040	0.040
74-83-9	Bromomethane	0.040	U	0.040	0.040
75-00-3	Chloroethane	0.10	U	0.10	0.10
593-60-2	Bromoethene(Vinyl Bromide)	0.040	U	0.040	0.040
75-69-4	Trichlorofluoromethane	0.040	U	0.040	0.040
64-17-5	Ethanol	1.0	U	1.0	1.0
76-13-1	Freon TF	0.040	U	0.040	0.040
75-35-4	1,1-Dichloroethene	0.040	U	0.040	0.040
67-64-1	Acetone	1.0	U	1.0	1.0
67-63-0	Isopropyl alcohol	1.0	U	1.0	1.0
75-15-0	Carbon disulfide	0.10	U	0.10	0.10
107-05-1	3-Chloropropene	0.10	U	0.10	0.10
75-09-2	Methylene Chloride	0.10	U	0.10	0.10
75-65-0	tert-Butyl alcohol	1.0	U *+	1.0	1.0
1634-04-4	Methyl tert-butyl ether	0.040	U	0.040	0.040
156-60-5	trans-1,2-Dichloroethene	0.040	U	0.040	0.040
110-54-3	n-Hexane	0.10	U	0.10	0.10
75-34-3	1,1-Dichloroethane	0.040	U	0.040	0.040
108-05-4	Vinyl acetate	1.0	U	1.0	1.0
141-78-6	Ethyl acetate	1.0	U	1.0	1.0
78-93-3	Methyl Ethyl Ketone	0.10	U	0.10	0.10
156-59-2	cis-1,2-Dichloroethene	0.040	U	0.040	0.040
540-59-0	1,2-Dichloroethene, Total	0.080	U	0.080	0.080
67-66-3	Chloroform	0.040	U	0.040	0.040
109-99-9	Tetrahydrofuran	1.0	U	1.0	1.0
71-55-6	1,1,1-Trichloroethane	0.040	U	0.040	0.040
110-82-7	Cyclohexane	0.040	U	0.040	0.040
56-23-5	Carbon tetrachloride	0.040	U	0.040	0.040

FORM I
AIR - GC/MS VOA ORGANICS ANALYSIS DATA SHEET

Lab Name: Eurofins TestAmerica, Burlington Job No.: 200-59601-1

SDG No.:

Client Sample ID: 3497 Lab Sample ID: 200-59601-8

Matrix: Air Lab File ID: 47300-06.D

Analysis Method: TO-15 Date Collected: 08/08/2021 00:00

Sample wt/vol: 1000(mL) Date Analyzed: 08/26/2021 11:43

Soil Aliquot Vol: Dilution Factor: 0.2

Soil Extract Vol.: GC Column: RTX-624 ID: 0.32(mm)

% Moisture: Level: (low/med) Low

Analysis Batch No.: 170672 Units: ppb v/v

CAS NO.	COMPOUND NAME	RESULT	Q	RL	RL
540-84-1	2,2,4-Trimethylpentane	0.040	U	0.040	0.040
71-43-2	Benzene	0.040	U	0.040	0.040
107-06-2	1,2-Dichloroethane	0.040	U	0.040	0.040
142-82-5	n-Heptane	0.040	U	0.040	0.040
79-01-6	Trichloroethene	0.040	U	0.040	0.040
80-62-6	Methyl methacrylate	0.10	U	0.10	0.10
78-87-5	1,2-Dichloropropane	0.040	U	0.040	0.040
123-91-1	1,4-Dioxane	1.0	U	1.0	1.0
75-27-4	Bromodichloromethane	0.040	U	0.040	0.040
10061-01-5	cis-1,3-Dichloropropene	0.040	U	0.040	0.040
108-10-1	methyl isobutyl ketone	0.10	U	0.10	0.10
108-88-3	Toluene	0.040	U	0.040	0.040
10061-02-6	trans-1,3-Dichloropropene	0.040	U	0.040	0.040
79-00-5	1,1,2-Trichloroethane	0.040	U	0.040	0.040
127-18-4	Tetrachloroethene	0.040	U	0.040	0.040
591-78-6	Methyl Butyl Ketone (2-Hexanone)	0.10	U	0.10	0.10
124-48-1	Dibromochloromethane	0.040	U	0.040	0.040
106-93-4	1,2-Dibromoethane	0.040	U	0.040	0.040
108-90-7	Chlorobenzene	0.040	U	0.040	0.040
100-41-4	Ethylbenzene	0.040	U	0.040	0.040
179601-23-1	m,p-Xylene	0.10	U	0.10	0.10
95-47-6	Xylene, o-	0.040	U	0.040	0.040
1330-20-7	Xylene (total)	0.14	U	0.14	0.14
100-42-5	Styrene	0.040	U	0.040	0.040
75-25-2	Bromoform	0.040	U	0.040	0.040
98-82-8	Cumene	0.040	U	0.040	0.040
79-34-5	1,1,2,2-Tetrachloroethane	0.040	U	0.040	0.040
103-65-1	n-Propylbenzene	0.040	U	0.040	0.040
622-96-8	4-Ethyltoluene	0.040	U	0.040	0.040
108-67-8	1,3,5-Trimethylbenzene	0.040	U	0.040	0.040
95-49-8	2-Chlorotoluene	0.040	U	0.040	0.040
98-06-6	tert-Butylbenzene	0.040	U	0.040	0.040
95-63-6	1,2,4-Trimethylbenzene	0.040	U	0.040	0.040
135-98-8	sec-Butylbenzene	0.040	U	0.040	0.040
99-87-6	4-Isopropyltoluene	0.040	U	0.040	0.040

FORM I
AIR - GC/MS VOA ORGANICS ANALYSIS DATA SHEET

Lab Name: Eurofins TestAmerica, Burlington Job No.: 200-59601-1

SDG No.:

Client Sample ID: 3497 Lab Sample ID: 200-59601-8

Matrix: Air Lab File ID: 47300-06.D

Analysis Method: TO-15 Date Collected: 08/08/2021 00:00

Sample wt/vol: 1000(mL) Date Analyzed: 08/26/2021 11:43

Soil Aliquot Vol: Dilution Factor: 0.2

Soil Extract Vol.: GC Column: RTX-624 ID: 0.32(mm)

% Moisture: Level: (low/med) Low

Analysis Batch No.: 170672 Units: ppb v/v

CAS NO.	COMPOUND NAME	RESULT	Q	RL	RL
541-73-1	1,3-Dichlorobenzene	0.040	U	0.040	0.040
106-46-7	1,4-Dichlorobenzene	0.040	U	0.040	0.040
100-44-7	Benzyl chloride	0.040	U	0.040	0.040
104-51-8	n-Butylbenzene	0.040	U	0.040	0.040
95-50-1	1,2-Dichlorobenzene	0.040	U	0.040	0.040
120-82-1	1,2,4-Trichlorobenzene	0.10	U	0.10	0.10
87-68-3	Hexachlorobutadiene	0.040	U	0.040	0.040
91-20-3	Naphthalene	0.10	U	0.10	0.10

Eurofins TestAmerica, Burlington
Target Compound Quantitation Report

Data File: \\chromfs\Burlington\ChromData\CHX.i\20210826-47300.b\47300-06.D
Lims ID: 200-59601-A-8
Client ID: 3497
Sample Type: Client
Inject. Date: 26-Aug-2021 11:43:30 ALS Bottle#: 5 Worklist Smp#: 6
Purge Vol: 200.000 mL Dil. Factor: 0.2000
Sample Info: 200-0047300-006
Misc. Info.: 59601-8
Operator ID: ggg Instrument ID: CHX.i

Method: \\chromfs\Burlington\ChromData\CHX.i\20210826-47300.b\TO15_MasterMethod_X.m.m
Limit Group: AI_TO15_ICAL
Last Update: 27-Aug-2021 07:01:34 Calib Date: 01-Aug-2021 20:15:30
Integrator: RTE ID Type: Deconvolution ID
Quant Method: Internal Standard Quant By: Initial Calibration
Last ICal File: \\chromfs\Burlington\ChromData\CHX.i\20210801-46999.b\46999-13.D

Column 1 : RTX-624 (0.32 mm) Det: MS SCAN
Process Host: CTX1610

First Level Reviewer: puangmaleek Date: 27-Aug-2021 07:01:34

Compound	Sig	RT (min.)	Adj RT (min.)	Dlt RT (min.)	Q	Response	OnCol Amt ppb v/v	Flags
1 Propene	41		4.343				ND	7
3 Dichlorodifluoromethane	85		4.440				ND	7
4 Chlorodifluoromethane	51		4.482				ND	7
5 1,2-Dichloro-1,1,2,2-tetrafluoro	85		4.798				ND	
6 Chloromethane	50		4.916				ND	
8 Butane	43		5.231				ND	7
7 Vinyl chloride	62		5.231				ND	
9 Butadiene	54		5.349				ND	
10 Bromomethane	94		6.055				ND	
12 Chloroethane	64		6.317				ND	
14 Vinyl bromide	106		6.740				ND	
15 Trichlorofluoromethane	101		6.895				ND	
17 Ethanol	45	7.248	7.221	0.027	50	878	0.3262	
20 1,1-Dichloroethene	96		7.949				ND	
21 112TCTFE	101		7.986				ND	
22 Acetone	43		7.997				ND	7
23 Isopropyl alcohol	45	8.313	8.275	0.038	26	1569	0.1433	
24 Carbon disulfide	76		8.372				ND	7
27 3-Chloro-1-propene	41		8.644				ND	7
28 Methylene Chloride	49		8.875				ND	7
29 2-Methyl-2-propanol	59		9.035				ND	
31 Methyl tert-butyl ether	73		9.356				ND	
32 trans-1,2-Dichloroethene	61		9.377				ND	
S 33 1,2-Dichloroethene, Total	61		9.665				ND	7
34 Hexane	57		9.870				ND	
35 Vinyl acetate	43		10.126				ND	
36 1,1-Dichloroethane	63		10.142				ND	
37 2-Butanone (MEK)	72		11.079				ND	
38 cis-1,2-Dichloroethene	96		11.127				ND	
39 Ethyl acetate	88		11.164				ND	
* 40 Chlorobromomethane	128	11.533	11.544	-0.011	89	47788	10.0	

Compound	Sig	RT (min.)	Adj RT (min.)	Dlt RT (min.)	Q	Response	OnCol Amt ppb v/v	Flags
41 Tetrahydrofuran	42		11.571				ND	
42 Chloroform	83		11.710				ND	
43 1,1,1-Trichloroethane	97		12.020				ND	
44 Cyclohexane	84		12.159				ND	
45 Carbon tetrachloride	117		12.304				ND	
46 Benzene	78		12.646				ND	
47 1,2-Dichloroethane	62		12.726				ND	
48 Isooctane	57		12.849				ND	
49 n-Heptane	43		13.154				ND	
* 50 1,4-Difluorobenzene	114	13.373	13.379	-0.006	96	262563	10.0	
52 Trichloroethene	95		13.812				ND	
55 1,2-Dichloropropane	63		14.272				ND	
56 Methyl methacrylate	69		14.337				ND	
57 1,4-Dioxane	88		14.379				ND	
58 Dibromomethane	174		14.433				ND	
59 Dichlorobromomethane	83		14.732				ND	
60 cis-1,3-Dichloropropene	75		15.530				ND	
62 4-Methyl-2-pentanone (MIBK)	43		15.765				ND	
63 Toluene	92		16.172				ND	
67 trans-1,3-Dichloropropene	75		16.583				ND	
68 1,1,2-Trichloroethane	83		16.963				ND	
69 Tetrachloroethene	166		17.161				ND	
70 2-Hexanone	43		17.343				ND	
71 Chlorodibromomethane	129		17.707				ND	
72 Ethylene Dibromide	107		17.948				ND	
* 73 Chlorobenzene-d5	117	18.852	18.852	0.000	94	184788	10.0	
74 Chlorobenzene	112		18.911				ND	
75 Ethylbenzene	91		19.092				ND	7
76 m-Xylene & p-Xylene	106		19.360				ND	
S 78 Xylenes, Total	106		19.600				ND	7
79 o-Xylene	106		20.125				ND	
80 Styrene	104		20.168				ND	
81 Bromoform	173		20.521				ND	
82 Isopropylbenzene	105		20.815				ND	
83 1,1,2,2-Tetrachloroethane	83		21.329				ND	
85 N-Propylbenzene	91		21.527				ND	
86 2-Chlorotoluene	91		21.676				ND	
87 4-Ethyltoluene	105		21.719				ND	7
88 1,3,5-Trimethylbenzene	105		21.815				ND	7
91 tert-Butylbenzene	119		22.292				ND	7
92 1,2,4-Trimethylbenzene	105		22.383				ND	7
93 sec-Butylbenzene	105		22.618				ND	7
94 1,3-Dichlorobenzene	146		22.794				ND	
95 4-Isopropyltoluene	119		22.832				ND	U
96 1,4-Dichlorobenzene	146		22.939				ND	U
97 Benzyl chloride	91		23.078				ND	7
98 n-Butylbenzene	91		23.383				ND	7
99 1,2-Dichlorobenzene	146		23.426				ND	U
102 1,2,4-Trichlorobenzene	180		25.871				ND	U
103 Hexachlorobutadiene	225		26.111				ND	
104 Naphthalene	128		26.352				ND	U

QC Flag Legend

Processing Flags

7 - Failed Limit of Detection

Review Flags

U - Marked Undetected

Reagents:

ATTO15XISs_00003	Amount Added: 20.00	Units: mL	Run Reagent

Report Date: 27-Aug-2021 07:01:34 Chrom Revision: 2.3 13-May-2021 07:57:40

Eurofins TestAmerica, Burlington

Data File:	\\chromfs\Burlington\ChromData\CHX.i\20210826-47300.b\47300-06.D				
Injection Date:	26-Aug-2021 11:43:30	Instrument ID:	CHX.i	Operator ID:	ggg
Lims ID:	200-59601-A-8	Lab Sample ID:	200-59601-8	Worklist Smp#:	6
Client ID:	3497				
Purge Vol:	200.000 mL	Dil. Factor:	0.2000	ALS Bottle#:	5
Method:	TO15_MasterMethod_X.m	Limit Group:	AI_TO15_ICAL		

Column: RTX-624 (0.32 mm) Y Scaling: Method Defined: Scale to the Nth Largest Target: 1

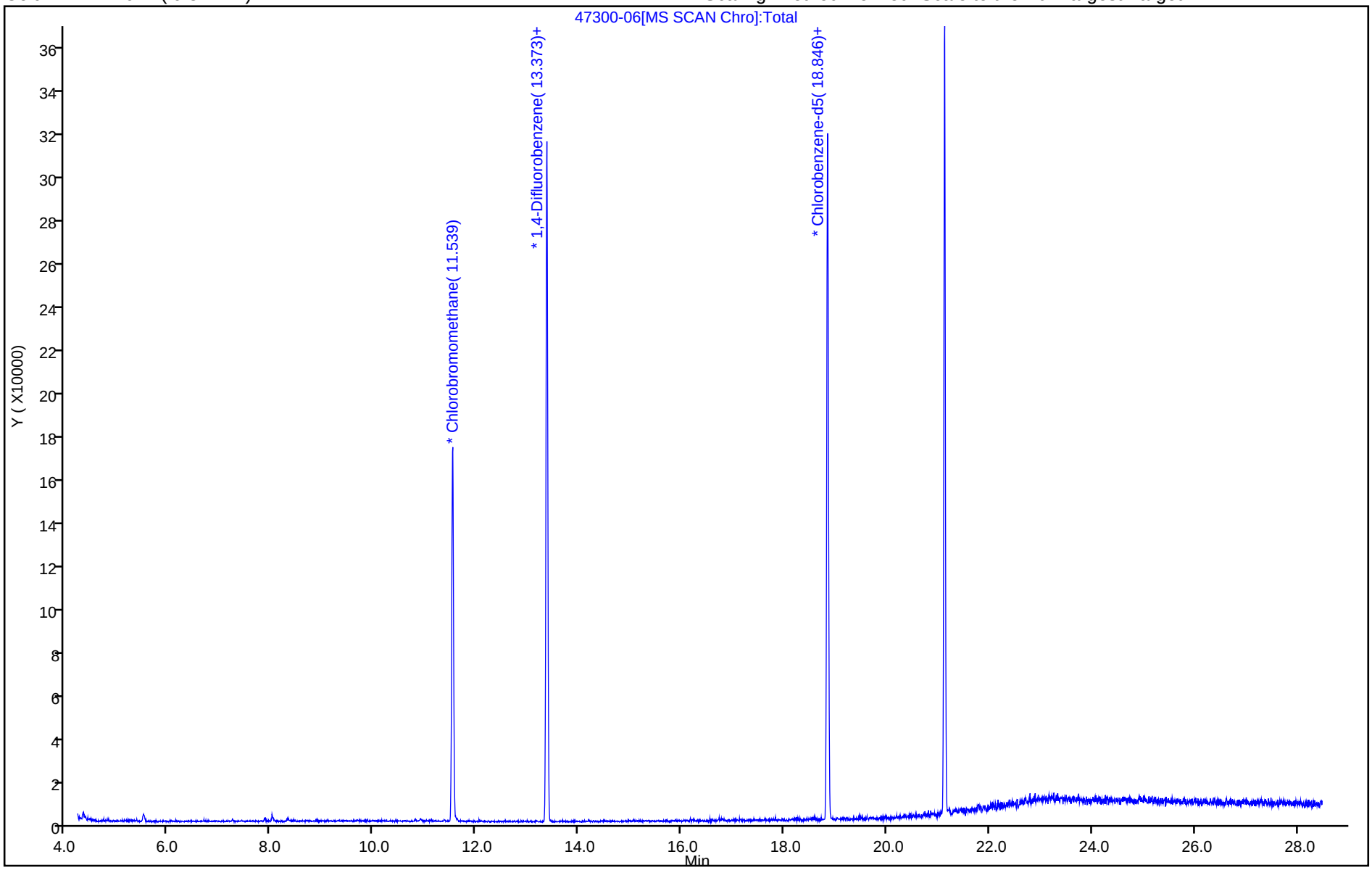

User Disabled Compound Report

Eurofins TestAmerica, Burlington

Data File:	\\chromfs\Burlington\ChromData\CHX.i\20210826-47300.b\47300-06.D				
Injection Date:	26-Aug-2021 11:43:30	Instrument ID:	CHX.i		
Lims ID:	200-59601-A-8	Lab Sample ID:	200-59601-8		
Client ID:	3497				
Operator ID:	ggg	ALS Bottle#:	5	Worklist Smp#:	6
Purge Vol:	200.000 mL	Dil. Factor:	0.2000		
Method:	TO15_MasterMethod_X.m	Limit Group:	AI_TO15_ICAL		
Column:	RTX-624 (0.32 mm)	Detector	MS SCAN		

95 4-Isopropyltoluene, CAS: 99-87-6

Processing Results

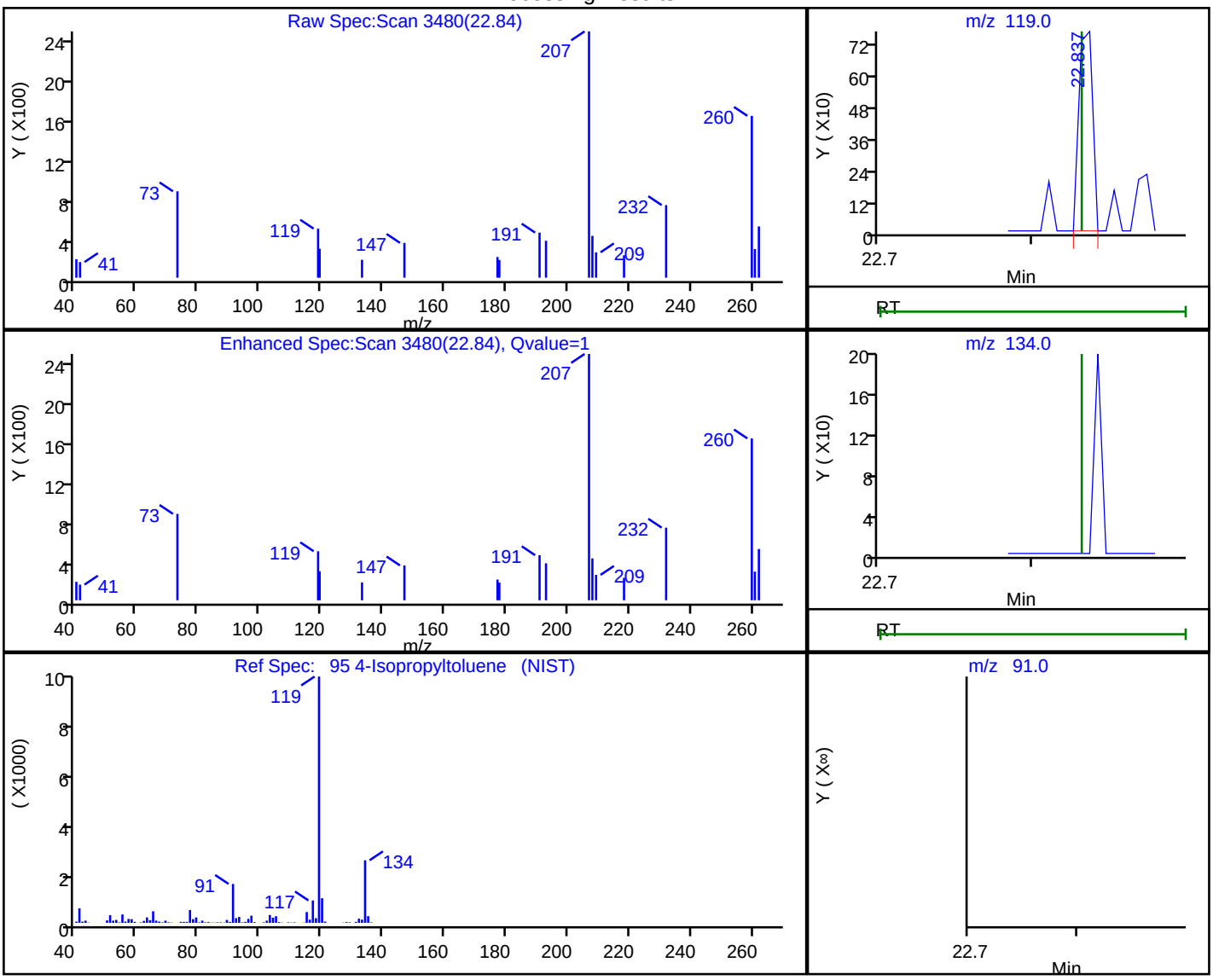

RT	Mass	Response	Amount
22.84	119.00	481	0.012706
22.83	134.00	0	
22.83	91.00	0	

Reviewer: puangmaleek, 27-Aug-2021 07:01:14

Audit Action: Marked Compound Undetected Audit Reason: Invalid Compound ID

User Disabled Compound Report

Eurofins TestAmerica, Burlington

Data File:	\\chromfs\Burlington\ChromData\CHX.i\20210826-47300.b\47300-06.D				
Injection Date:	26-Aug-2021 11:43:30	Instrument ID:	CHX.i		
Lims ID:	200-59601-A-8	Lab Sample ID:	200-59601-8		
Client ID:	3497				
Operator ID:	ggg	ALS Bottle#:	5	Worklist Smp#:	6
Purge Vol:	200.000 mL	Dil. Factor:	0.2000		
Method:	TO15_MasterMethod_X.m	Limit Group:	AI_TO15_ICAL		
Column:	RTX-624 (0.32 mm)	Detector	MS SCAN		

96 1,4-Dichlorobenzene, CAS: 106-46-7

Processing Results

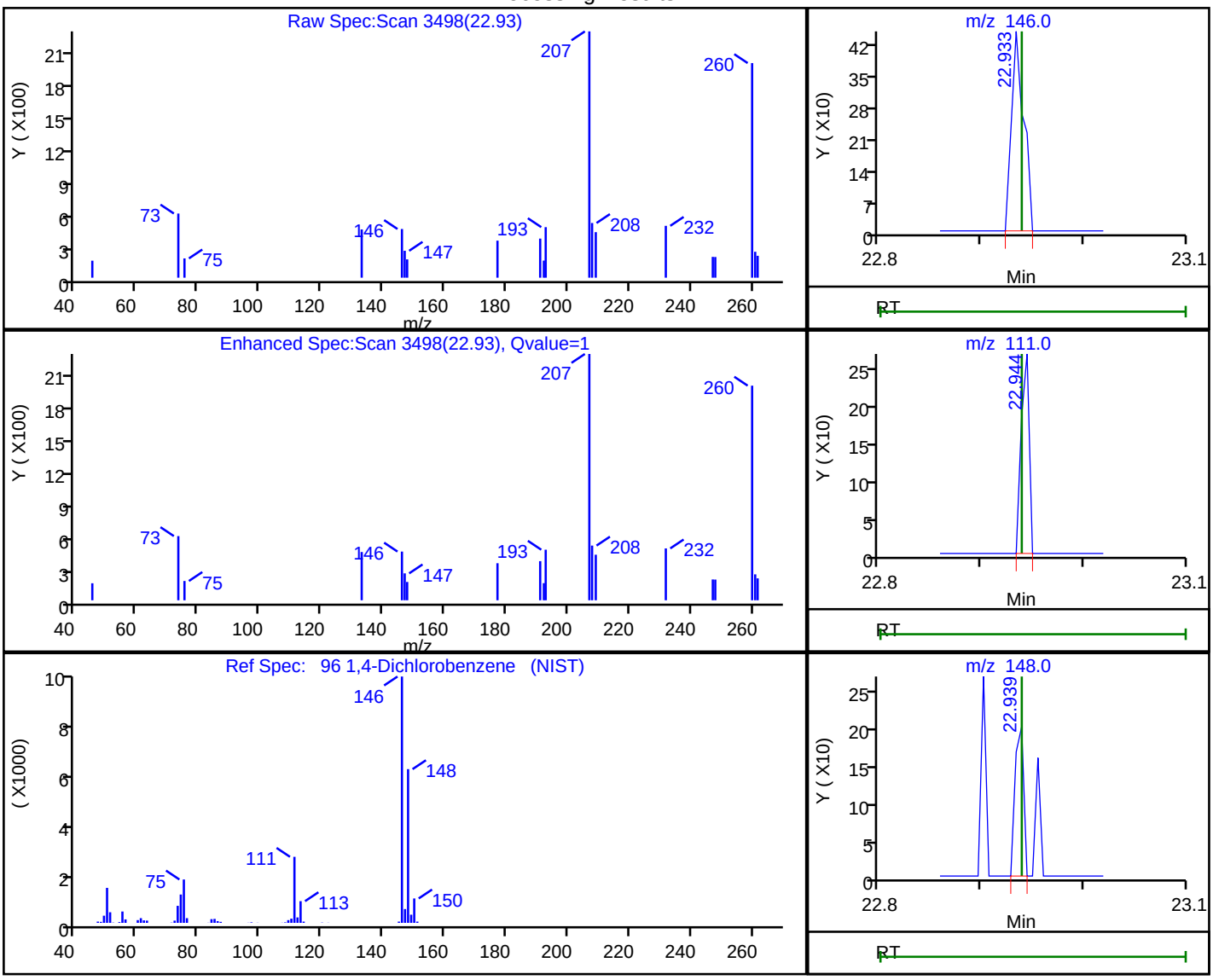

RT	Mass	Response	Amount
22.93	146.00	370	0.026008
22.94	111.00	143	
22.94	148.00	119	

Reviewer: puangmaleek, 27-Aug-2021 07:01:17

Audit Action: Marked Compound Undetected Audit Reason: Invalid Compound ID

User Disabled Compound Report

Eurofins TestAmerica, Burlington

Data File:	\\chromfs\Burlington\ChromData\CHX.i\20210826-47300.b\47300-06.D				
Injection Date:	26-Aug-2021 11:43:30	Instrument ID:	CHX.i		
Lims ID:	200-59601-A-8	Lab Sample ID:	200-59601-8		
Client ID:	3497				
Operator ID:	ggg	ALS Bottle#:	5	Worklist Smp#:	6
Purge Vol:	200.000 mL	Dil. Factor:	0.2000		
Method:	TO15_MasterMethod_X.m	Limit Group:	AI_TO15_ICAL		
Column:	RTX-624 (0.32 mm)	Detector	MS SCAN		

99 1,2-Dichlorobenzene, CAS: 95-50-1

Processing Results

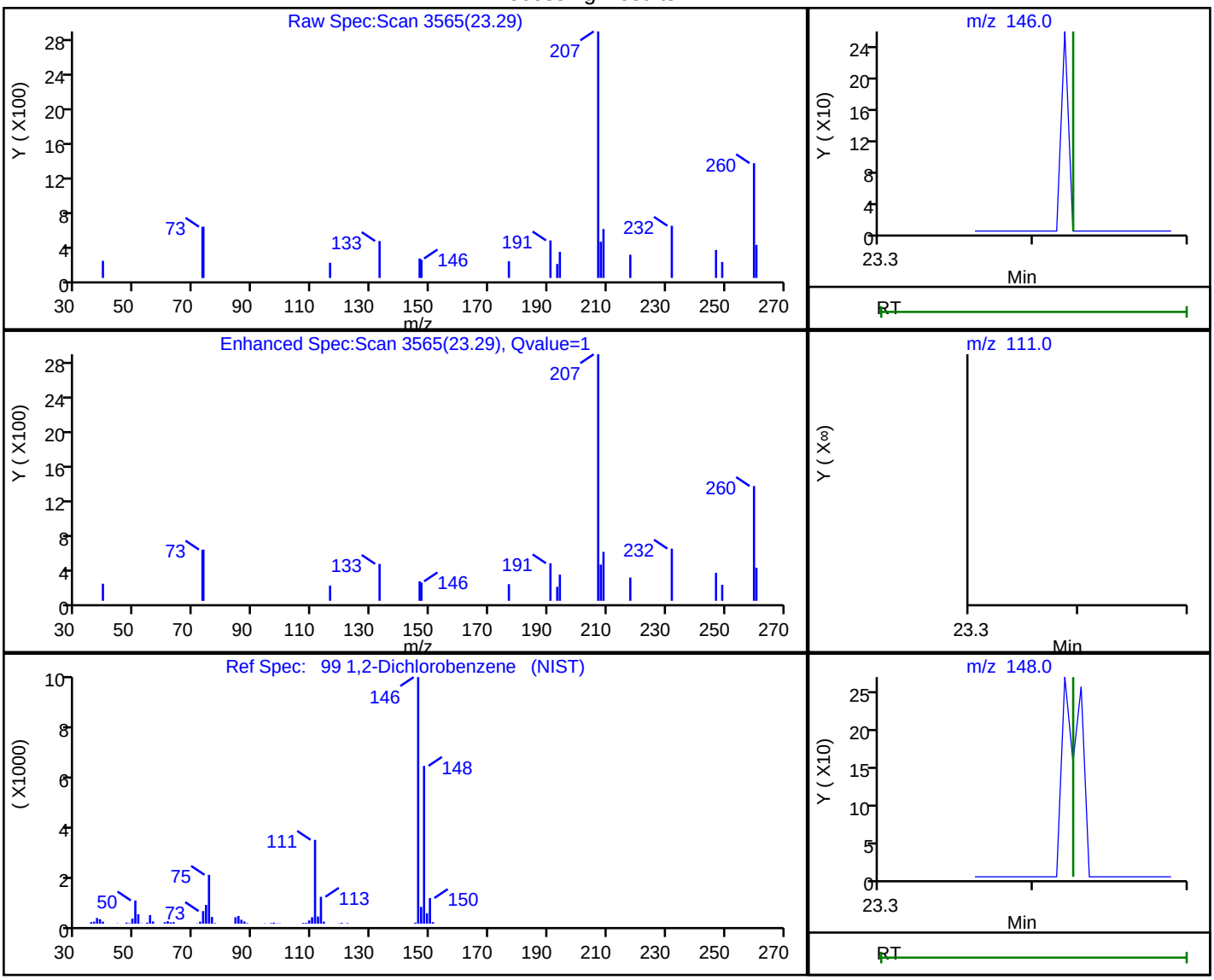

RT	Mass	Response	Amount
23.29	146.00	180	0.011905
23.43	111.00	0	
23.43	148.00	0	

Reviewer: puangmaleek, 27-Aug-2021 07:01:23

Audit Action: Marked Compound Undetected Audit Reason: Invalid Compound ID

User Disabled Compound Report

Eurofins TestAmerica, Burlington

Data File:	\\chromfs\Burlington\ChromData\CHX.i\20210826-47300.b\47300-06.D				
Injection Date:	26-Aug-2021 11:43:30	Instrument ID:	CHX.i		
Lims ID:	200-59601-A-8	Lab Sample ID:	200-59601-8		
Client ID:	3497				
Operator ID:	ggg	ALS Bottle#:	5	Worklist Smp#:	6
Purge Vol:	200.000 mL	Dil. Factor:	0.2000		
Method:	TO15_MasterMethod_X.m	Limit Group:	AI_TO15_ICAL		
Column:	RTX-624 (0.32 mm)	Detector	MS SCAN		

102 1,2,4-Trichlorobenzene, CAS: 120-82-1

Processing Results

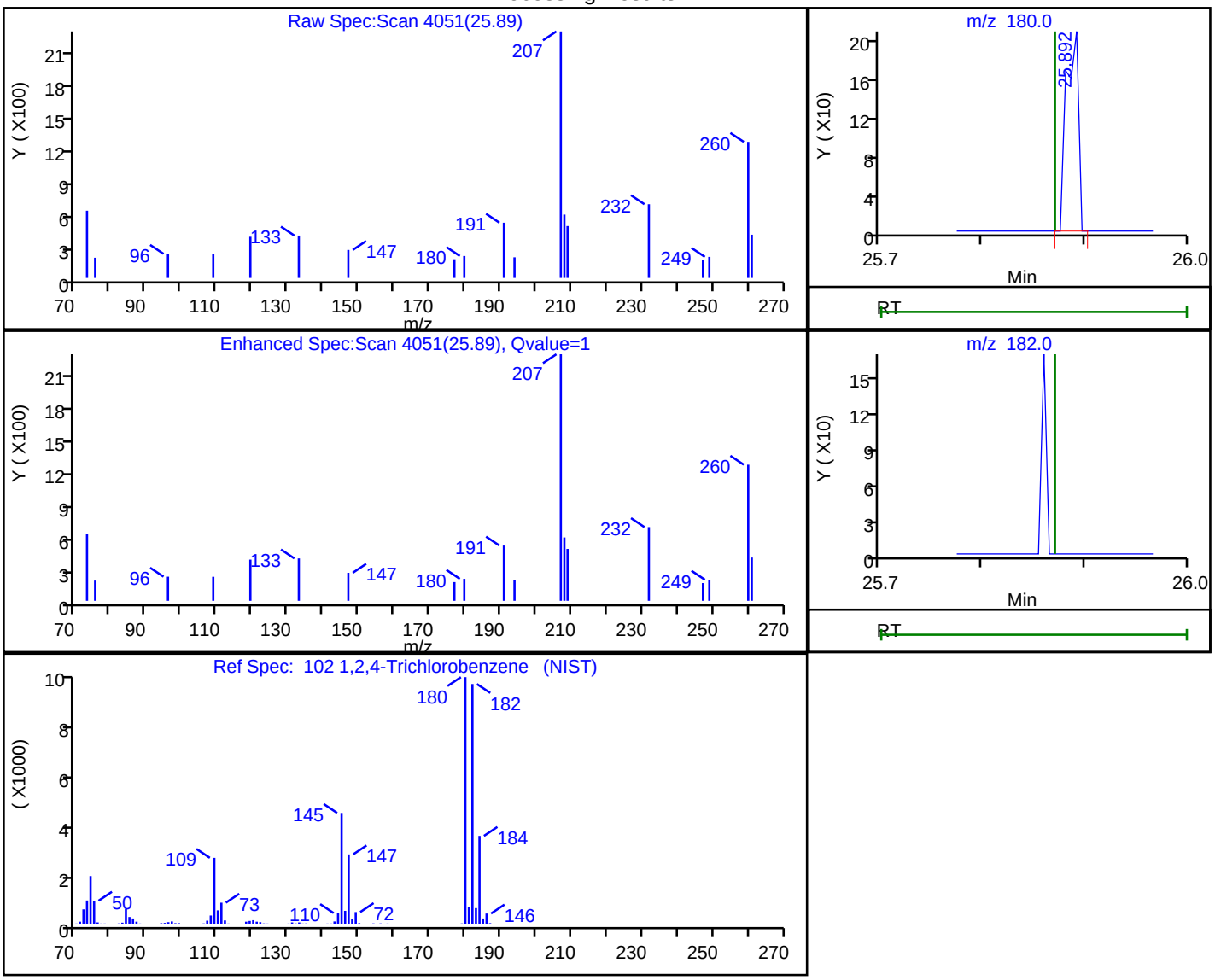

RT	Mass	Response	Amount
25.89	180.00	167	0.022808
25.87	182.00	0	

Reviewer: puangmaleek, 27-Aug-2021 07:01:24

Audit Action: Marked Compound Undetected Audit Reason: Invalid Compound ID

User Disabled Compound Report

Eurofins TestAmerica, Burlington

Data File:	\\chromfs\Burlington\ChromData\CHX.i\20210826-47300.b\47300-06.D				
Injection Date:	26-Aug-2021 11:43:30	Instrument ID:	CHX.i		
Lims ID:	200-59601-A-8	Lab Sample ID:	200-59601-8		
Client ID:	3497				
Operator ID:	ggg	ALS Bottle#:	5	Worklist Smp#:	6
Purge Vol:	200.000 mL	Dil. Factor:	0.2000		
Method:	TO15_MasterMethod_X.m	Limit Group:	AI_TO15_ICAL		
Column:	RTX-624 (0.32 mm)	Detector	MS SCAN		

104 Naphthalene, CAS: 91-20-3

Processing Results

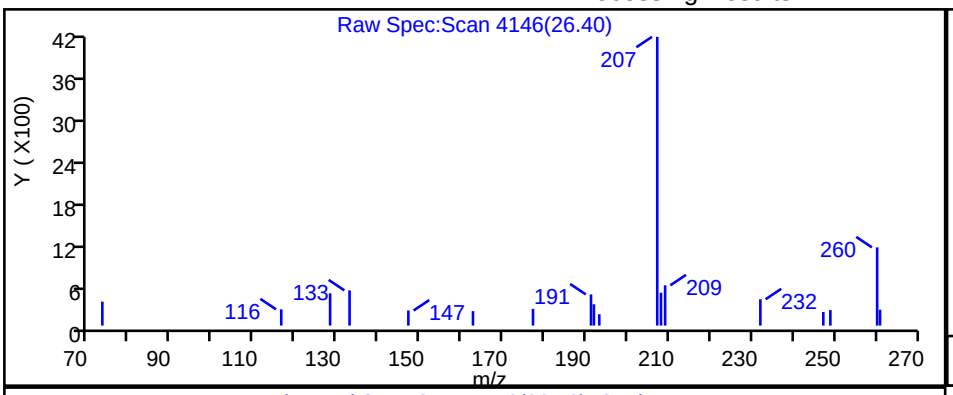

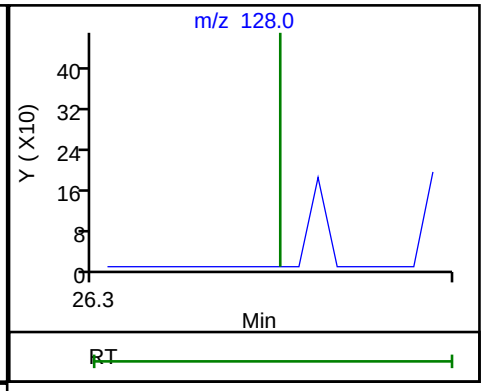

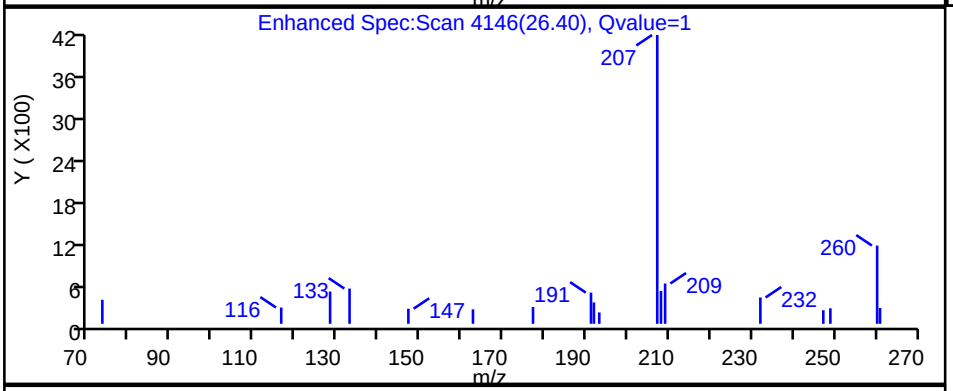

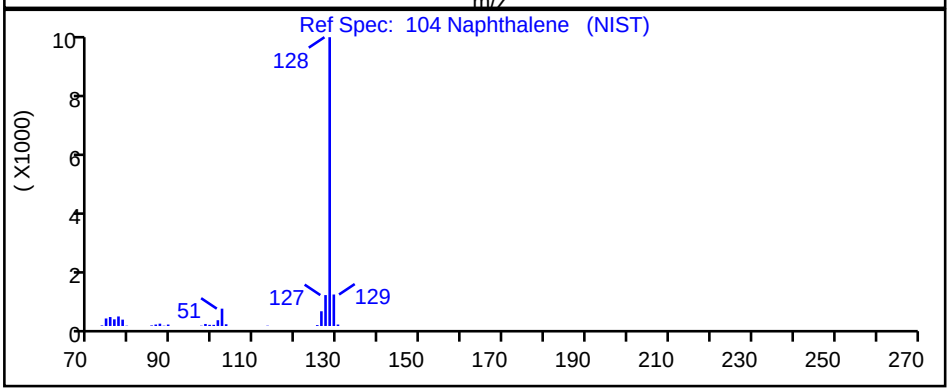

RT	Mass	Response	Amount
26.40	128.00	209	0.015266

Reviewer: puangmaleek, 27-Aug-2021 07:01:30

Audit Action: Marked Compound Undetected Audit Reason: Invalid Compound ID

FORM I
AIR - GC/MS VOA ORGANICS ANALYSIS DATA SHEET

Lab Name: Eurofins TestAmerica, Burlington Job No.: 200-60620-1

SDG No.:

Client Sample ID: 4570 Lab Sample ID: 200-60620-10

Matrix: Air Lab File ID: 200-48131-013.D

Analysis Method: TO-15 Date Collected: 10/20/2021 00:00

Sample wt/vol: 1000(mL) Date Analyzed: 10/25/2021 18:04

Soil Aliquot Vol: Dilution Factor: 0.2

Soil Extract Vol.: GC Column: RTX-624 ID: 0.32(mm)

% Moisture: Level: (low/med) Low

Analysis Batch No.: 173047 Units: ppb v/v

CAS NO.	COMPOUND NAME	RESULT	Q	RL	RL
115-07-1	Propylene	1.0	U	1.0	1.0
75-71-8	Dichlorodifluoromethane	0.10	U	0.10	0.10
75-45-6	Freon 22	0.10	U	0.10	0.10
76-14-2	1,2-Dichlorotetrafluoroethane	0.040	U	0.040	0.040
74-87-3	Chloromethane	0.10	U	0.10	0.10
106-97-8	n-Butane	0.10	U	0.10	0.10
75-01-4	Vinyl chloride	0.040	U	0.040	0.040
106-99-0	1,3-Butadiene	0.040	U	0.040	0.040
74-83-9	Bromomethane	0.040	U	0.040	0.040
75-00-3	Chloroethane	0.10	U	0.10	0.10
593-60-2	Bromoethene(Vinyl Bromide)	0.040	U	0.040	0.040
75-69-4	Trichlorofluoromethane	0.040	U	0.040	0.040
64-17-5	Ethanol	1.0	U	1.0	1.0
76-13-1	Freon TF	0.040	U	0.040	0.040
75-35-4	1,1-Dichloroethene	0.040	U	0.040	0.040
67-64-1	Acetone	1.0	U	1.0	1.0
67-63-0	Isopropyl alcohol	1.0	U	1.0	1.0
75-15-0	Carbon disulfide	0.10	U	0.10	0.10
107-05-1	3-Chloropropene	0.10	U	0.10	0.10
75-09-2	Methylene Chloride	0.10	U	0.10	0.10
75-65-0	tert-Butyl alcohol	1.0	U	1.0	1.0
1634-04-4	Methyl tert-butyl ether	0.040	U	0.040	0.040
156-60-5	trans-1,2-Dichloroethene	0.040	U	0.040	0.040
110-54-3	n-Hexane	0.10	U	0.10	0.10
75-34-3	1,1-Dichloroethane	0.040	U	0.040	0.040
108-05-4	Vinyl acetate	1.0	U	1.0	1.0
141-78-6	Ethyl acetate	1.0	U	1.0	1.0
78-93-3	Methyl Ethyl Ketone	0.10	U	0.10	0.10
156-59-2	cis-1,2-Dichloroethene	0.040	U	0.040	0.040
540-59-0	1,2-Dichloroethene, Total	0.080	U	0.080	0.080
67-66-3	Chloroform	0.040	U	0.040	0.040
109-99-9	Tetrahydrofuran	1.0	U	1.0	1.0
71-55-6	1,1,1-Trichloroethane	0.040	U	0.040	0.040
110-82-7	Cyclohexane	0.040	U	0.040	0.040
56-23-5	Carbon tetrachloride	0.040	U	0.040	0.040

FORM I
AIR - GC/MS VOA ORGANICS ANALYSIS DATA SHEET

Lab Name: Eurofins TestAmerica, Burlington Job No.: 200-60620-1

SDG No.:

Client Sample ID: 4570 Lab Sample ID: 200-60620-10

Matrix: Air Lab File ID: 200-48131-013.D

Analysis Method: TO-15 Date Collected: 10/20/2021 00:00

Sample wt/vol: 1000(mL) Date Analyzed: 10/25/2021 18:04

Soil Aliquot Vol: Dilution Factor: 0.2

Soil Extract Vol.: GC Column: RTX-624 ID: 0.32(mm)

% Moisture: Level: (low/med) Low

Analysis Batch No.: 173047 Units: ppb v/v

CAS NO.	COMPOUND NAME	RESULT	Q	RL	RL
540-84-1	2,2,4-Trimethylpentane	0.040	U	0.040	0.040
71-43-2	Benzene	0.040	U	0.040	0.040
107-06-2	1,2-Dichloroethane	0.040	U	0.040	0.040
142-82-5	n-Heptane	0.040	U	0.040	0.040
79-01-6	Trichloroethene	0.040	U	0.040	0.040
80-62-6	Methyl methacrylate	0.10	U	0.10	0.10
78-87-5	1,2-Dichloropropane	0.040	U	0.040	0.040
123-91-1	1,4-Dioxane	1.0	U	1.0	1.0
75-27-4	Bromodichloromethane	0.040	U	0.040	0.040
10061-01-5	cis-1,3-Dichloropropene	0.040	U	0.040	0.040
108-10-1	methyl isobutyl ketone	0.10	U	0.10	0.10
108-88-3	Toluene	0.040	U	0.040	0.040
10061-02-6	trans-1,3-Dichloropropene	0.040	U	0.040	0.040
79-00-5	1,1,2-Trichloroethane	0.040	U	0.040	0.040
127-18-4	Tetrachloroethene	0.040	U	0.040	0.040
591-78-6	Methyl Butyl Ketone (2-Hexanone)	0.10	U	0.10	0.10
124-48-1	Dibromochloromethane	0.040	U	0.040	0.040
106-93-4	1,2-Dibromoethane	0.040	U	0.040	0.040
108-90-7	Chlorobenzene	0.040	U	0.040	0.040
100-41-4	Ethylbenzene	0.040	U	0.040	0.040
179601-23-1	m,p-Xylene	0.10	U	0.10	0.10
95-47-6	Xylene, o-	0.040	U	0.040	0.040
1330-20-7	Xylene (total)	0.14	U	0.14	0.14
100-42-5	Styrene	0.040	U	0.040	0.040
75-25-2	Bromoform	0.040	U	0.040	0.040
98-82-8	Cumene	0.040	U	0.040	0.040
79-34-5	1,1,2,2-Tetrachloroethane	0.040	U	0.040	0.040
103-65-1	n-Propylbenzene	0.040	U	0.040	0.040
622-96-8	4-Ethyltoluene	0.040	U	0.040	0.040
108-67-8	1,3,5-Trimethylbenzene	0.040	U	0.040	0.040
95-49-8	2-Chlorotoluene	0.040	U	0.040	0.040
98-06-6	tert-Butylbenzene	0.040	U	0.040	0.040
95-63-6	1,2,4-Trimethylbenzene	0.040	U	0.040	0.040
135-98-8	sec-Butylbenzene	0.040	U	0.040	0.040
99-87-6	4-Isopropyltoluene	0.040	U	0.040	0.040

FORM I
AIR - GC/MS VOA ORGANICS ANALYSIS DATA SHEET

Lab Name: Eurofins TestAmerica, Burlington Job No.: 200-60620-1

SDG No.:

Client Sample ID: 4570 Lab Sample ID: 200-60620-10

Matrix: Air Lab File ID: 200-48131-013.D

Analysis Method: TO-15 Date Collected: 10/20/2021 00:00

Sample wt/vol: 1000(mL) Date Analyzed: 10/25/2021 18:04

Soil Aliquot Vol: Dilution Factor: 0.2

Soil Extract Vol.: GC Column: RTX-624 ID: 0.32(mm)

% Moisture: Level: (low/med) Low

Analysis Batch No.: 173047 Units: ppb v/v

CAS NO.	COMPOUND NAME	RESULT	Q	RL	RL
541-73-1	1,3-Dichlorobenzene	0.040	U	0.040	0.040
106-46-7	1,4-Dichlorobenzene	0.040	U	0.040	0.040
100-44-7	Benzyl chloride	0.040	U	0.040	0.040
104-51-8	n-Butylbenzene	0.040	U	0.040	0.040
95-50-1	1,2-Dichlorobenzene	0.040	U	0.040	0.040
120-82-1	1,2,4-Trichlorobenzene	0.10	U	0.10	0.10
87-68-3	Hexachlorobutadiene	0.040	U	0.040	0.040
91-20-3	Naphthalene	0.10	U	0.10	0.10

Eurofins TestAmerica, Burlington
Target Compound Quantitation Report

Data File: \\chromfs\Burlington\ChromData\CHG.i\20211025-48131.b\200-48131-013.D
Lims ID: 200-60620-A-10
Client ID: 4570
Sample Type: Client
Inject. Date: 25-Oct-2021 18:04:30 ALS Bottle#: 12 Worklist Smp#: 13
Purge Vol: 200.000 mL Dil. Factor: 0.2000
Sample Info: 200-0048131-013
Operator ID: vtp Instrument ID: CHG.i

Method: \\chromfs\Burlington\ChromData\CHG.i\20211025-48131.b\TO15_MasterMethod_(v1)_G.m
Limit Group: AI_TO15_ICAL
Last Update: 26-Oct-2021 08:26:43 Calib Date: 20-Oct-2021 00:10:30
Integrator: RTE ID Type: Deconvolution ID
Quant Method: Internal Standard Quant By: Initial Calibration
Last ICal File: \\chromfs\Burlington\ChromData\CHG.i\20211019-48047.b\200-48047-016.D

Column 1 : RTX-624 (0.32 mm) Det: MS SCAN
Process Host: CTX1686

First Level Reviewer: bunmaa Date: 26-Oct-2021 08:26:43

Compound	Sig	RT (min.)	Adj RT (min.)	Dlt RT (min.)	Q	Response	OnCol Amt ppb v/v	Flags
1 Propene	41		3.046				ND	7
2 Dichlorodifluoromethane	85		3.099				ND	7
3 Chlorodifluoromethane	51		3.110				ND	7
4 1,2-Dichloro-1,1,2,2-tetrafluoro	85		3.303				ND	7
5 Chloromethane	50		3.367				ND	U
7 Vinyl chloride	62		3.549				ND	
6 Butane	43		3.565				ND	7
8 Butadiene	54		3.624				ND	U
10 Bromomethane	94		4.062				ND	7
11 Chloroethane	64		4.244				ND	U
13 Vinyl bromide	106		4.544				ND	
14 Trichlorofluoromethane	101		4.677				ND	7
17 Ethanol	45		4.875				ND	
21 1,1-Dichloroethene	96		5.507				ND	U
22 Acetone	43		5.512				ND	7
20 1,1,2-Trichloro-1,2,2-trifluoroe	101		5.555				ND	7
24 Isopropyl alcohol	45		5.763				ND	7
23 Carbon disulfide	76		5.881				ND	7
25 3-Chloro-1-propene	41		6.090				ND	7
27 Methylene Chloride	49	6.293	6.293	0.016	52	673	0.0563	7M
28 2-Methyl-2-propanol	59		6.459				ND	
31 trans-1,2-Dichloroethene	61		6.780				ND	7
29 Methyl tert-butyl ether	73		6.807				ND	7
33 Hexane	57		7.309				ND	7
34 1,1-Dichloroethane	63		7.475				ND	7
35 Vinyl acetate	43		7.491				ND	7
38 2-Butanone (MEK)	72		8.390				ND	
37 cis-1,2-Dichloroethene	96		8.428				ND	7
39 Ethyl acetate	88		8.519				ND	
* 40 Chlorobromomethane	128	8.823	8.818	0.005	95	92689	10.0	
41 Tetrahydrofuran	42		8.920				ND	7
42 Chloroform	83		9.000				ND	

Compound	Sig	RT (min.)	Adj RT (min.)	Dlt RT (min.)	Q	Response	OnCol Amt ppb v/v	Flags
44 1,1,1-Trichloroethane	97		9.348				ND	7
43 Cyclohexane	84		9.540				ND	U
45 Carbon tetrachloride	117		9.663				ND	
S 30 1,2-Dichloroethene, Total	61		9.665				ND	7
47 Benzene	78		9.990				ND	U
48 1,2-Dichloroethane	62		10.022				ND	
46 Isooctane	57		10.300				ND	
49 n-Heptane	43		10.642				ND	7
* 50 1,4-Difluorobenzene	114	10.776	10.776	0.000	97	491968	10.0	
53 Trichloroethene	95		11.268				ND	7
54 1,2-Dichloropropane	63		11.728				ND	
55 Methyl methacrylate	69		11.889				ND	
57 Dibromomethane	174		11.889				ND	7
56 1,4-Dioxane	88		11.916				ND	
58 Dichlorobromomethane	83		12.253				ND	
60 cis-1,3-Dichloropropene	75		13.151				ND	7
61 4-Methyl-2-pentanone (MIBK)	43		13.456				ND	7
65 Toluene	92	13.890	13.890	0.011	43	1083	0.0518	M
66 trans-1,3-Dichloropropene	75		14.291				ND	7
67 1,1,2-Trichloroethane	83		14.681				ND	
68 Tetrachloroethene	166		14.970				ND	
69 2-Hexanone	43		15.163				ND	7
71 Chlorodibromomethane	129		15.473				ND	
72 Ethylene Dibromide	107		15.719				ND	
* 74 Chlorobenzene-d5	117	16.720	16.725	-0.005	91	341799	10.0	
75 Chlorobenzene	112		16.784				ND	7
76 Ethylbenzene	91	17.024	17.024	-0.001	1	1834	0.0367	M
78 m-Xylene & p-Xylene	106		17.297				ND	7
79 o-Xylene	106		18.105				ND	U
80 Styrene	104		18.132				ND	
81 Bromoform	173		18.469				ND	
82 Isopropylbenzene	105		18.908				ND	7
84 1,1,2,2-Tetrachloroethane	83		19.443				ND	7
S 73 Xylenes, Total	106		19.600				ND	7
85 N-Propylbenzene	91		19.731				ND	7
89 2-Chlorotoluene	91		19.865				ND	7
88 4-Ethyltoluene	105		19.956				ND	7
90 1,3,5-Trimethylbenzene	105		20.063				ND	7
92 tert-Butylbenzene	119		20.587				ND	7
93 1,2,4-Trimethylbenzene	105		20.684				ND	7
94 sec-Butylbenzene	105		20.946				ND	7
96 1,3-Dichlorobenzene	146		21.101				ND	7
95 4-Isopropyltoluene	119		21.187				ND	7
97 1,4-Dichlorobenzene	146		21.256				ND	7
98 Benzyl chloride	91		21.395				ND	7
101 1,2-Dichlorobenzene	146		21.754				ND	U
100 n-Butylbenzene	91		21.764				ND	7
103 1,2,4-Trichlorobenzene	180		24.124				ND	7
104 Hexachlorobutadiene	225		24.396				ND	
105 Naphthalene	128		24.552				ND	7

QC Flag Legend

Processing Flags

7 - Failed Limit of Detection

Review Flags

M - Manually Integrated

U - Marked Undetected

Reagents:

ATTO15GIS_00018	Amount Added: 20.00	Units: mL	Run Reagent

Report Date: 26-Oct-2021 08:26:43 Chrom Revision: 2.3 22-Sep-2021 15:38:46

Eurofins TestAmerica, Burlington

Data File:	\\chromfs\Burlington\ChromData\CHG.i\20211025-48131.b\200-48131-013.D				
Injection Date:	25-Oct-2021 18:04:30	Instrument ID:	CHG.i	Operator ID:	vtp
Lims ID:	200-60620-A-10	Lab Sample ID:	200-60620-10	Worklist Smp#:	13
Client ID:	4570				
Purge Vol:	200.000 mL	Dil. Factor:	0.2000	ALS Bottle#:	12
Method:	TO15_MasterMethod_(v1)_G	Limit Group:	AI_TO15_ICAL		

Column: RTX-624 (0.32 mm) Y Scaling: Method Defined: Scale to the Nth Largest Target: 1

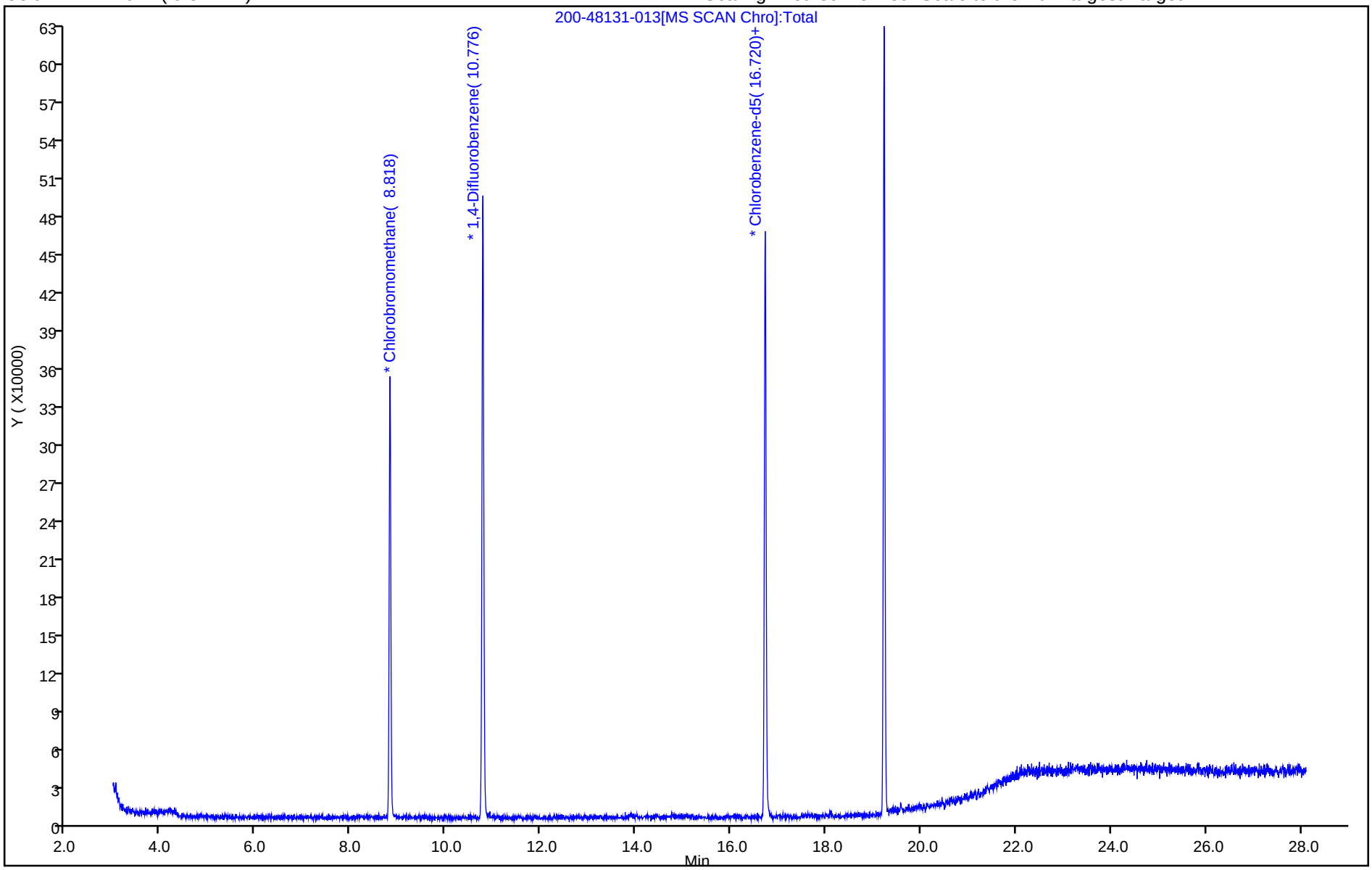

User Disabled Compound Report

Eurofins TestAmerica, Burlington

Data File:	\\chromfs\Burlington\ChromData\CHG.i\20211025-48131.b\200-48131-013.D				
Injection Date:	25-Oct-2021 18:04:30	Instrument ID:	CHG.i		
Lims ID:	200-60620-A-10	Lab Sample ID:	200-60620-10		
Client ID:	4570				
Operator ID:	vtp	ALS Bottle#:	12	Worklist Smp#:	13
Purge Vol:	200.000 mL	Dil. Factor:	0.2000		
Method:	TO15_MasterMethod_(v1)_G	Limit Group:	AI_TO15_ICAL		
Column:	RTX-624 (0.32 mm)	Detector	MS SCAN		

5 Chloromethane, CAS: 74-87-3

Processing Results

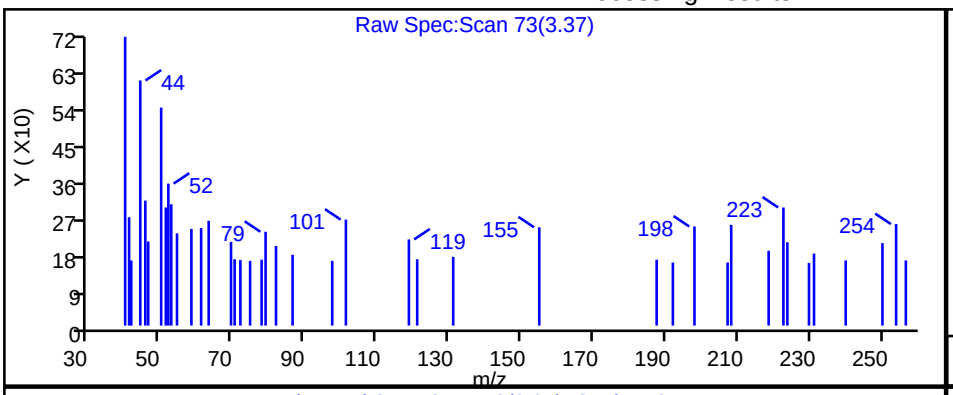

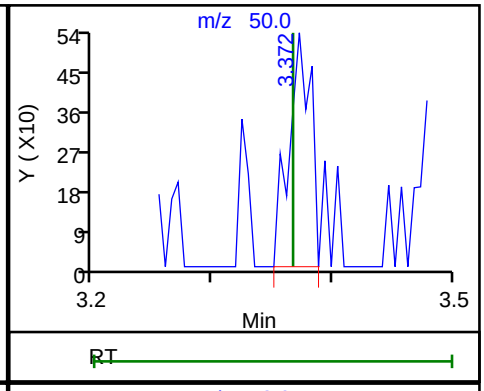

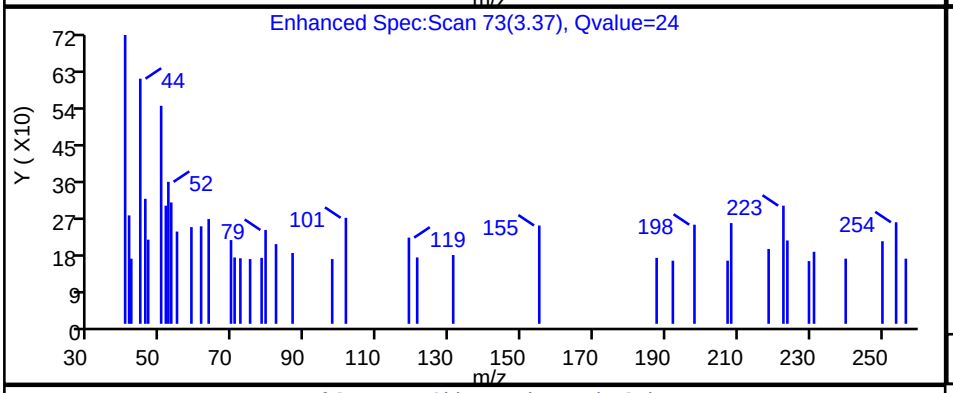

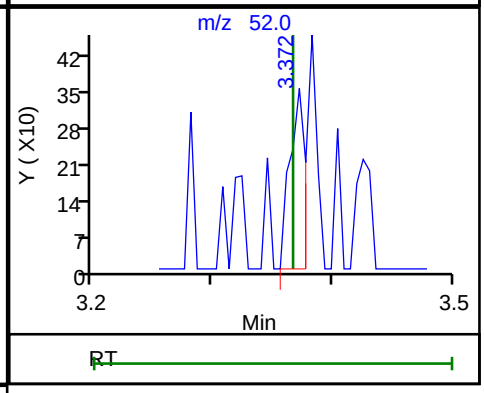

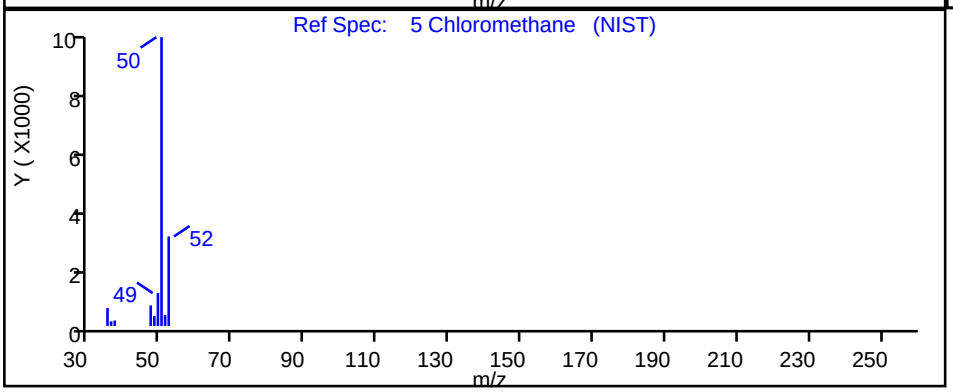

RT	Mass	Response	Amount
3.37	50.00	690	0.057347
3.37	52.00	314	

Reviewer: bunmaa, 26-Oct-2021 08:22:27

Audit Action: Marked Compound Undetected Audit Reason: Invalid Compound ID

User Disabled Compound Report

Eurofins TestAmerica, Burlington

Data File:	\\chromfs\Burlington\ChromData\CHG.i\20211025-48131.b\200-48131-013.D				
Injection Date:	25-Oct-2021 18:04:30	Instrument ID:	CHG.i		
Lims ID:	200-60620-A-10	Lab Sample ID:	200-60620-10		
Client ID:	4570				
Operator ID:	vtp	ALS Bottle#:	12	Worklist Smp#:	13
Purge Vol:	200.000 mL	Dil. Factor:	0.2000		
Method:	TO15_MasterMethod_(v1)_G	Limit Group:	AI_TO15_ICAL		
Column:	RTX-624 (0.32 mm)	Detector	MS SCAN		

8 Butadiene, CAS: 106-99-0

Processing Results

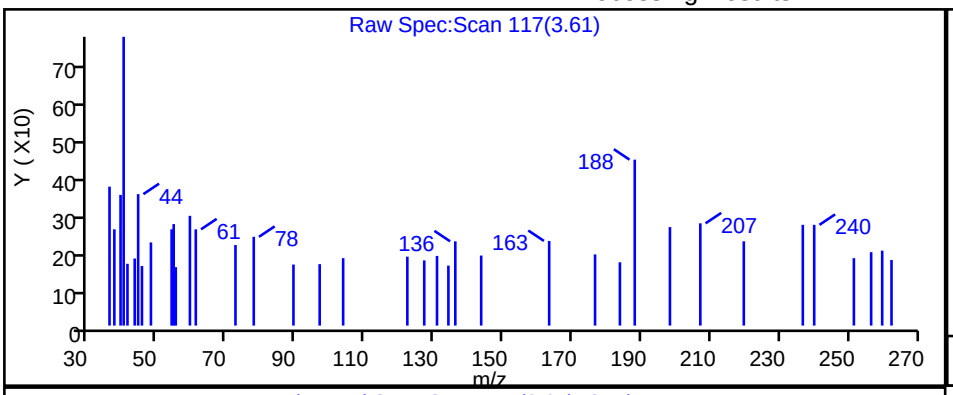

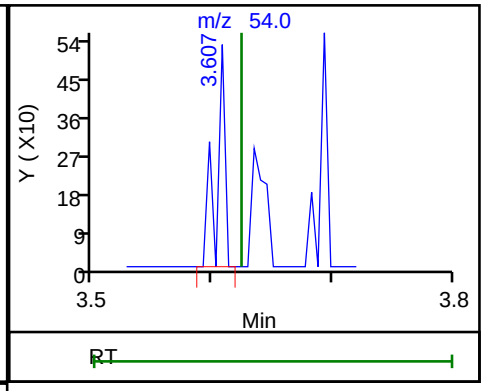

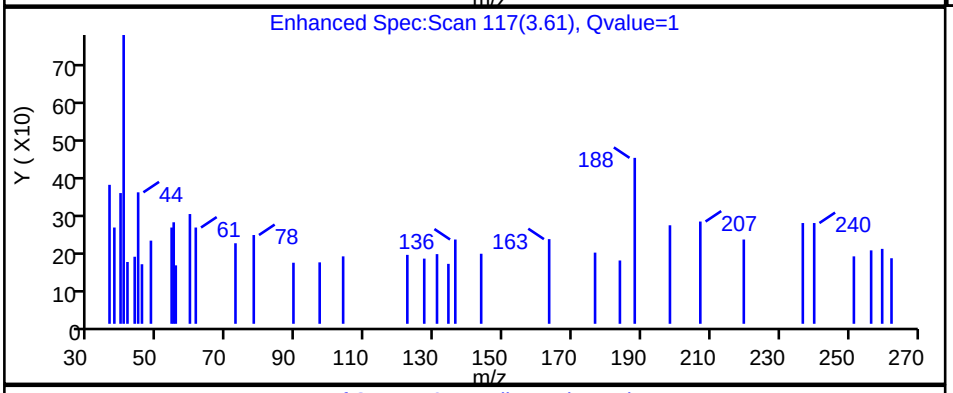

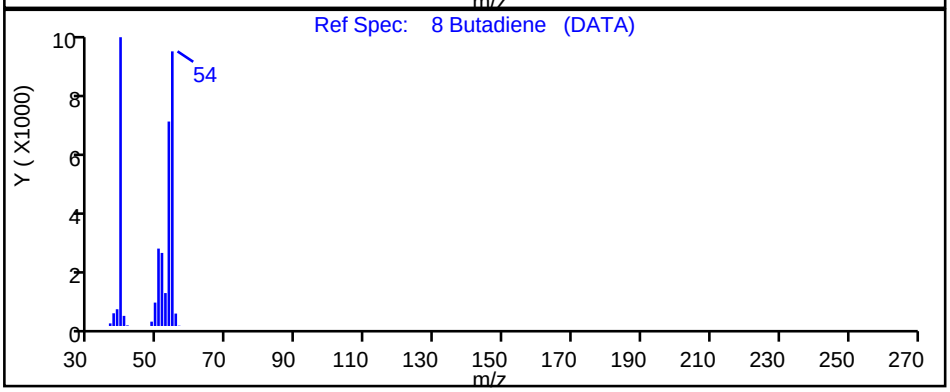

RT	Mass	Response	Amount
3.61	54.00	265	0.033348

Reviewer: bunmaa, 26-Oct-2021 08:22:36

Audit Action: Marked Compound Undetected Audit Reason: Invalid Compound ID

User Disabled Compound Report

Eurofins TestAmerica, Burlington

Data File:	\\chromfs\Burlington\ChromData\CHG.i\20211025-48131.b\200-48131-013.D				
Injection Date:	25-Oct-2021 18:04:30	Instrument ID:	CHG.i		
Lims ID:	200-60620-A-10	Lab Sample ID:	200-60620-10		
Client ID:	4570				
Operator ID:	vtp	ALS Bottle#:	12	Worklist Smp#:	13
Purge Vol:	200.000 mL	Dil. Factor:	0.2000		
Method:	TO15_MasterMethod_(v1)_G	Limit Group:	AI_TO15_ICAL		
Column:	RTX-624 (0.32 mm)	Detector	MS SCAN		

11 Chloroethane, CAS: 75-00-3

Processing Results

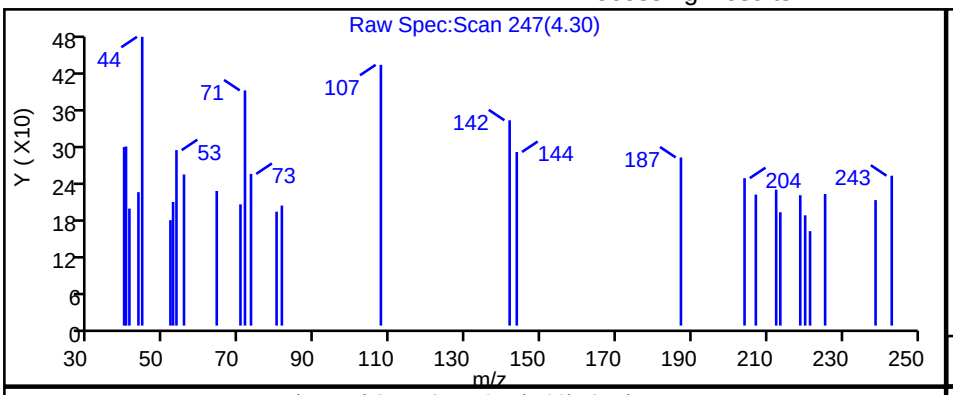

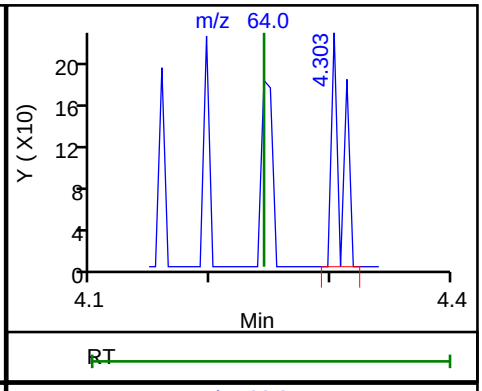

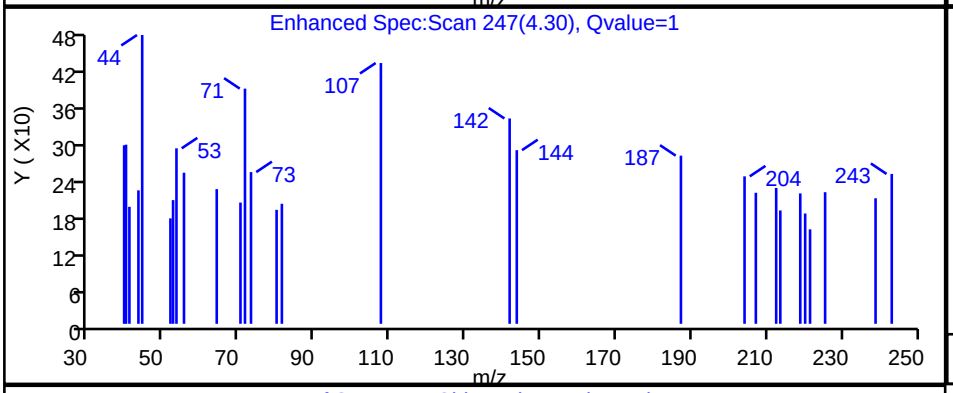

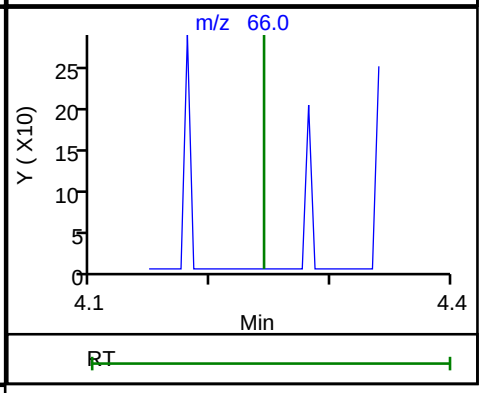

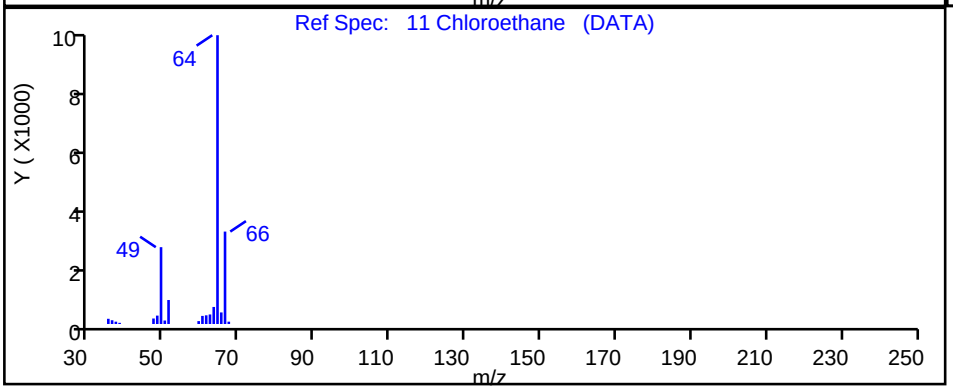

RT	Mass	Response	Amount
4.30	64.00	128	0.035716
4.24	66.00	0	

Reviewer: bunmaa, 26-Oct-2021 08:22:42

Audit Action: Marked Compound Undetected Audit Reason: Invalid Compound ID

User Disabled Compound Report

Eurofins TestAmerica, Burlington

Data File:	\\chromfs\Burlington\ChromData\CHG.i\20211025-48131.b\200-48131-013.D				
Injection Date:	25-Oct-2021 18:04:30	Instrument ID:	CHG.i		
Lims ID:	200-60620-A-10	Lab Sample ID:	200-60620-10		
Client ID:	4570				
Operator ID:	vtp	ALS Bottle#:	12	Worklist Smp#:	13
Purge Vol:	200.000 mL	Dil. Factor:	0.2000		
Method:	TO15_MasterMethod_(v1)_G	Limit Group:	AI_TO15_ICAL		
Column:	RTX-624 (0.32 mm)	Detector	MS SCAN		

21 1,1-Dichloroethene, CAS: 75-35-4

Processing Results

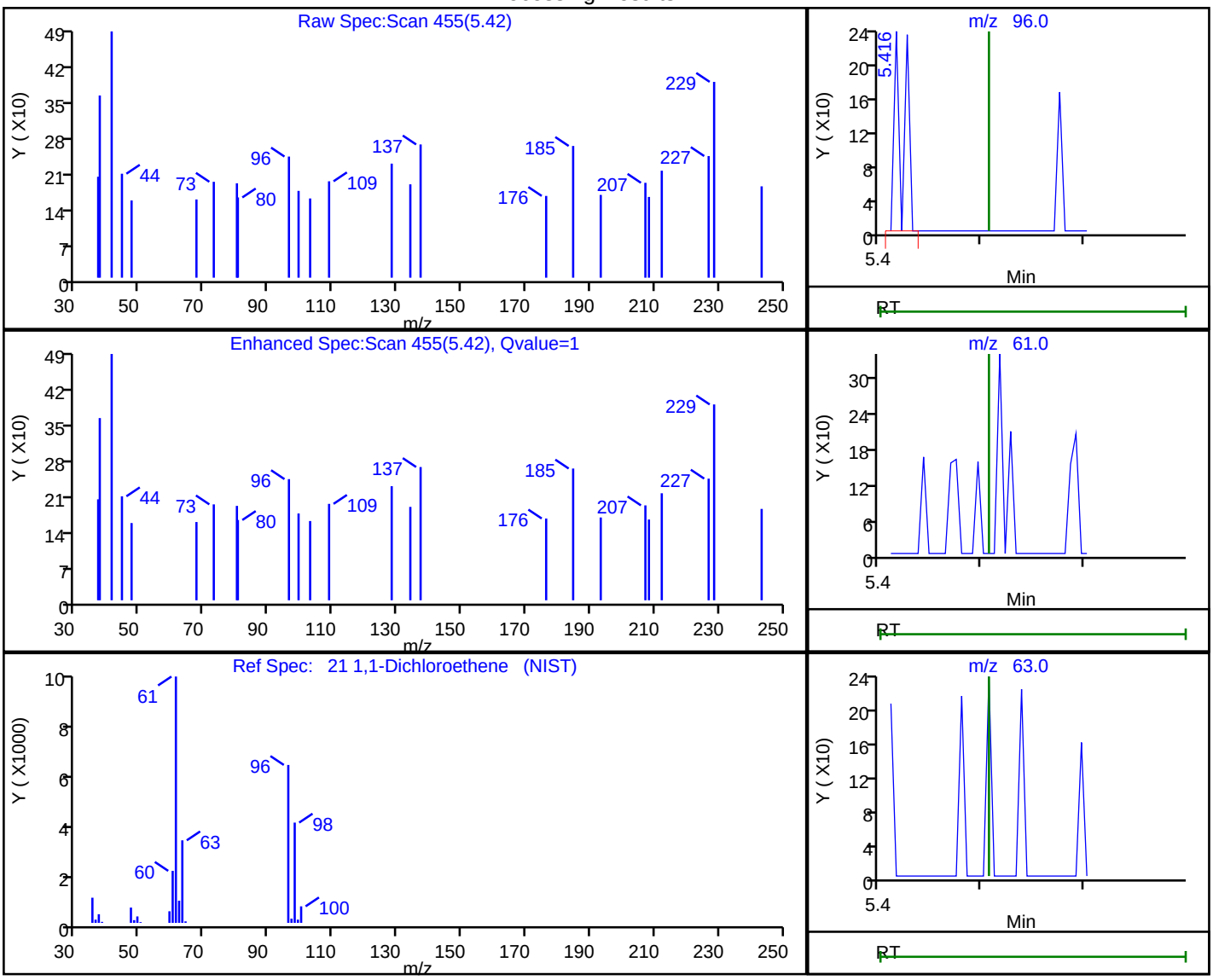

RT	Mass	Response	Amount
5.42	96.00	153	0.014412
5.51	61.00	0	
5.51	63.00	0	

Reviewer: bunmaa, 26-Oct-2021 08:22:52

Audit Action: Marked Compound Undetected Audit Reason: Invalid Compound ID

Eurofins TestAmerica, Burlington

Data File:	\\chromfs\Burlington\ChromData\CHG.i\20211025-48131.b\200-48131-013.D				
Injection Date:	25-Oct-2021 18:04:30	Instrument ID:	CHG.i		
Lims ID:	200-60620-A-10	Lab Sample ID:	200-60620-10		
Client ID:	4570				
Operator ID:	vtp	ALS Bottle#:	12	Worklist Smp#:	13
Purge Vol:	200.000 mL	Dil. Factor:	0.2000		
Method:	TO15_MasterMethod_(v1)_G	Limit Group:	AI_TO15_ICAL		
Column:	RTX-624 (0.32 mm)	Detector	MS SCAN		

27 Methylene Chloride, CAS: 75-09-2

Signal: 1

Processing Integration Results

RT: 6.29
Area: 513
Amount: 0.042918
Amount Units: ppb v/v

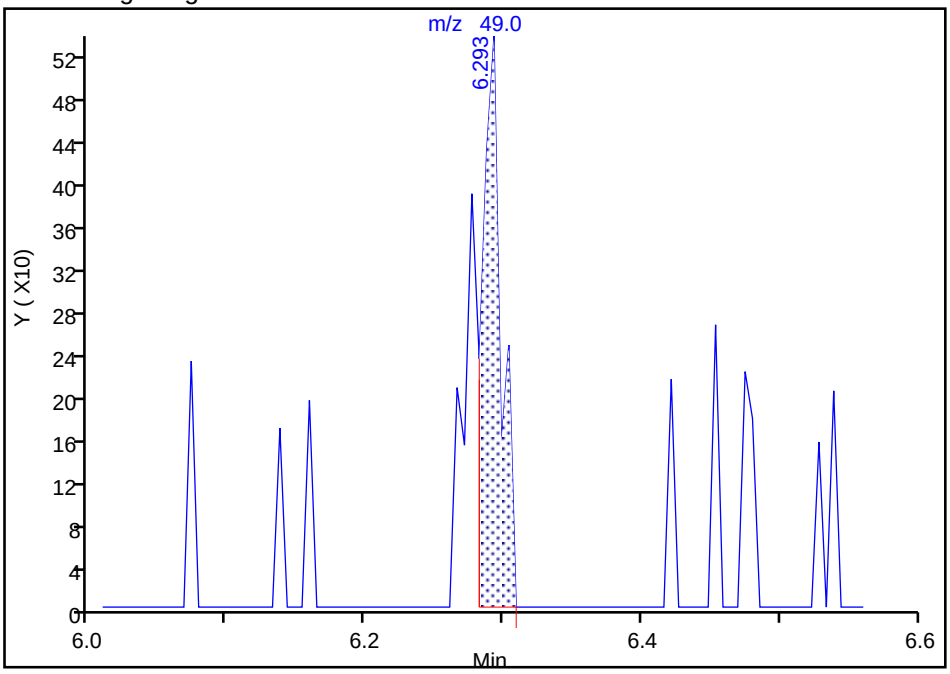

Manual Integration Results

RT: 6.29
Area: 673
Amount: 0.056304
Amount Units: ppb v/v

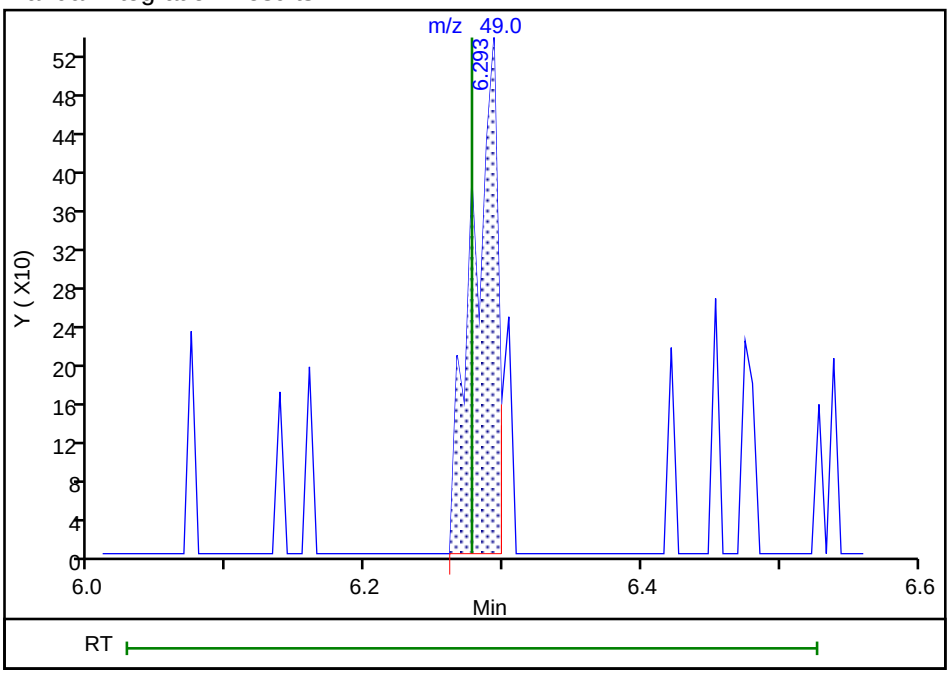

Reviewer: bunmaa, 26-Oct-2021 08:23:17
Audit Action: Manually Integrated Audit Reason: Assign Peak

User Disabled Compound Report

Eurofins TestAmerica, Burlington

Data File:	\\chromfs\Burlington\ChromData\CHG.i\20211025-48131.b\200-48131-013.D				
Injection Date:	25-Oct-2021 18:04:30	Instrument ID:	CHG.i		
Lims ID:	200-60620-A-10	Lab Sample ID:	200-60620-10		
Client ID:	4570				
Operator ID:	vtp	ALS Bottle#:	12	Worklist Smp#:	13
Purge Vol:	200.000 mL	Dil. Factor:	0.2000		
Method:	TO15_MasterMethod_(v1)_G	Limit Group:	AI_TO15_ICAL		
Column:	RTX-624 (0.32 mm)	Detector	MS SCAN		

43 Cyclohexane, CAS: 110-82-7

Processing Results

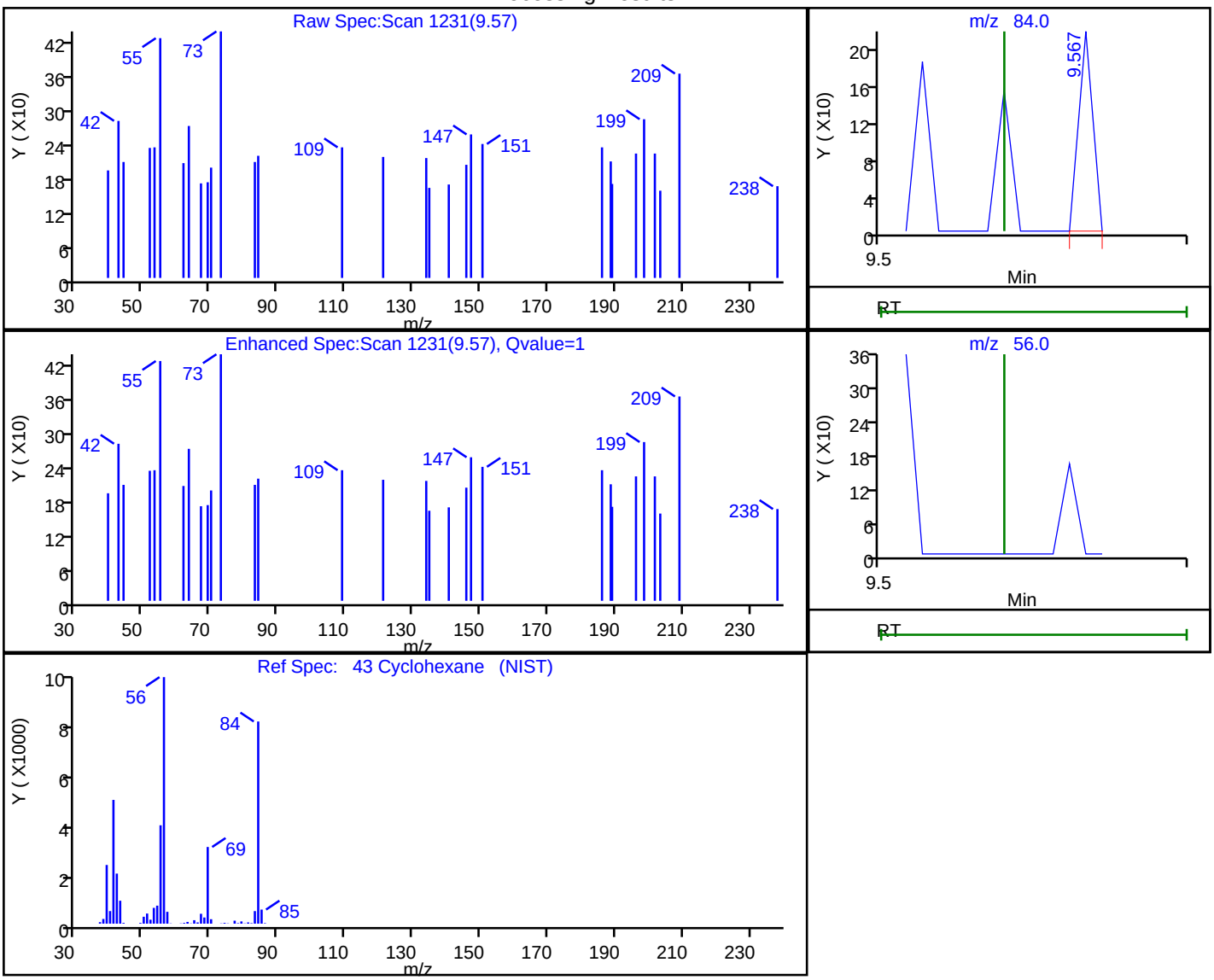

RT	Mass	Response	Amount
9.57	84.00	70	0.005520
9.54	56.00	0	

Reviewer: bunmaa, 26-Oct-2021 08:23:52

Audit Action: Marked Compound Undetected Audit Reason: Invalid Compound ID

User Disabled Compound Report

Eurofins TestAmerica, Burlington

Data File:	\\chromfs\Burlington\ChromData\CHG.i\20211025-48131.b\200-48131-013.D				
Injection Date:	25-Oct-2021 18:04:30	Instrument ID:	CHG.i		
Lims ID:	200-60620-A-10	Lab Sample ID:	200-60620-10		
Client ID:	4570				
Operator ID:	vtp	ALS Bottle#:	12	Worklist Smp#:	13
Purge Vol:	200.000 mL	Dil. Factor:	0.2000		
Method:	TO15_MasterMethod_(v1)_G	Limit Group:	AI_TO15_ICAL		
Column:	RTX-624 (0.32 mm)	Detector	MS SCAN		

47 Benzene, CAS: 71-43-2

Processing Results

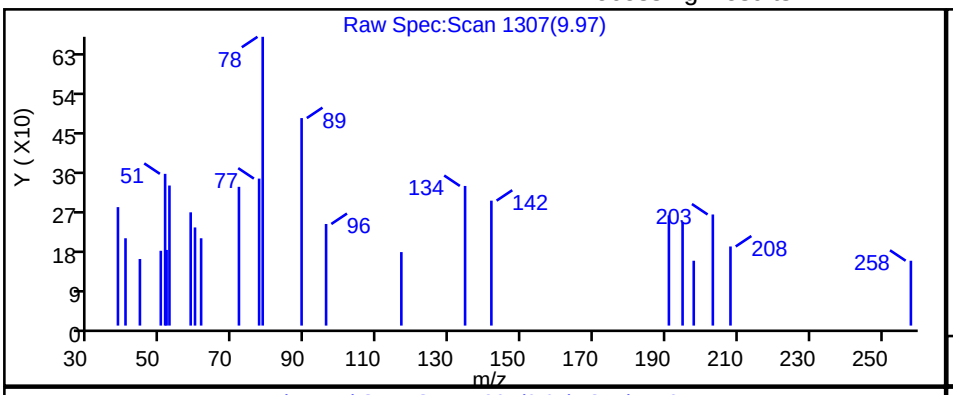

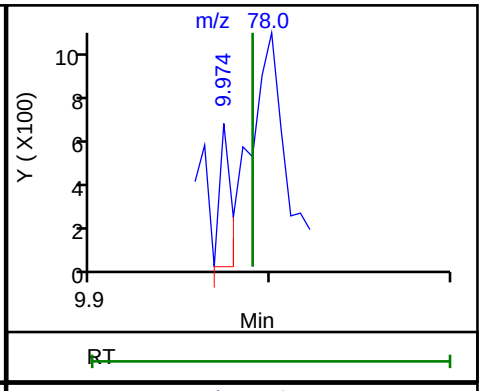

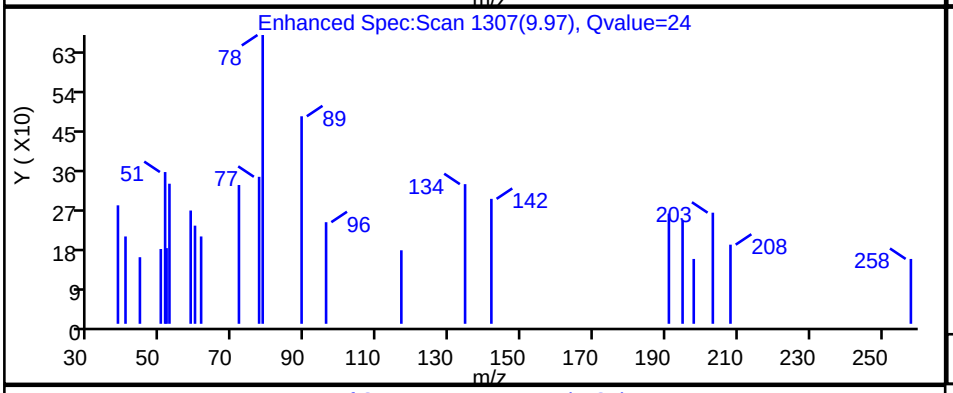

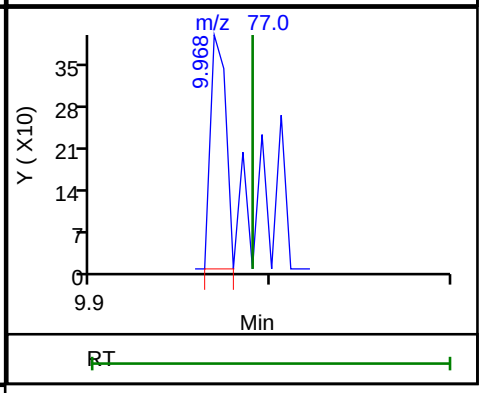

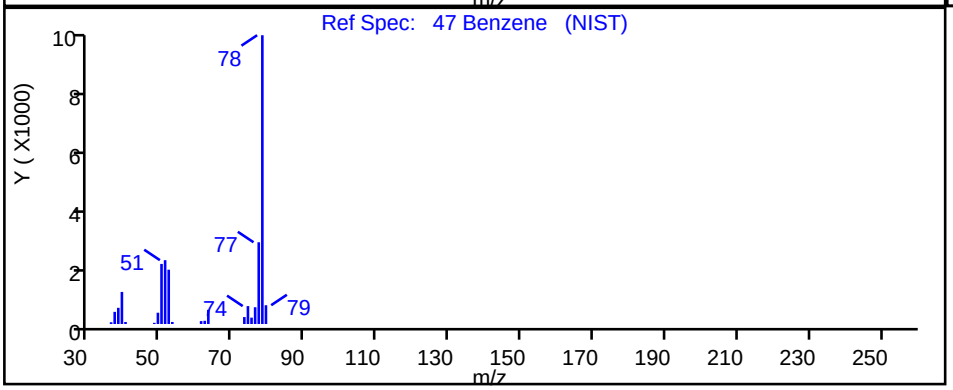

RT	Mass	Response	Amount
9.97	78.00	289	0.008885
9.97	77.00	237	

Reviewer: bunmaa, 26-Oct-2021 08:24:08

Audit Action: Marked Compound Undetected Audit Reason: Invalid Compound ID

Manual Integration/User Assign Peak Report

Eurofins TestAmerica, Burlington

Data File:	\\chromfs\Burlington\ChromData\CHG.i\20211025-48131.b\200-48131-013.D				
Injection Date:	25-Oct-2021 18:04:30	Instrument ID:	CHG.i		
Lims ID:	200-60620-A-10	Lab Sample ID:	200-60620-10		
Client ID:	4570				
Operator ID:	vtp	ALS Bottle#:	12	Worklist Smp#:	13
Purge Vol:	200.000 mL	Dil. Factor:	0.2000		
Method:	TO15_MasterMethod_(v1)_G	Limit Group:	AI_TO15_ICAL		
Column:	RTX-624 (0.32 mm)	Detector	MS SCAN		

65 Toluene, CAS: 108-88-3

Signal: 1

Processing Integration Results

RT: 13.87
Area: 427
Amount: 0.020430
Amount Units: ppb v/v

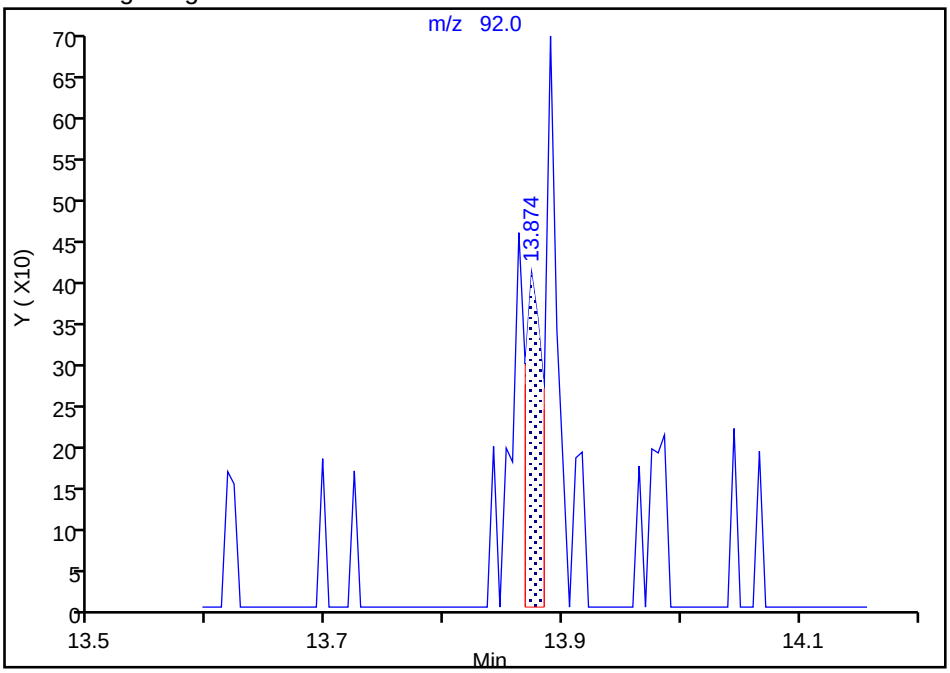

Manual Integration Results

RT: 13.89
Area: 1083
Amount: 0.051817
Amount Units: ppb v/v

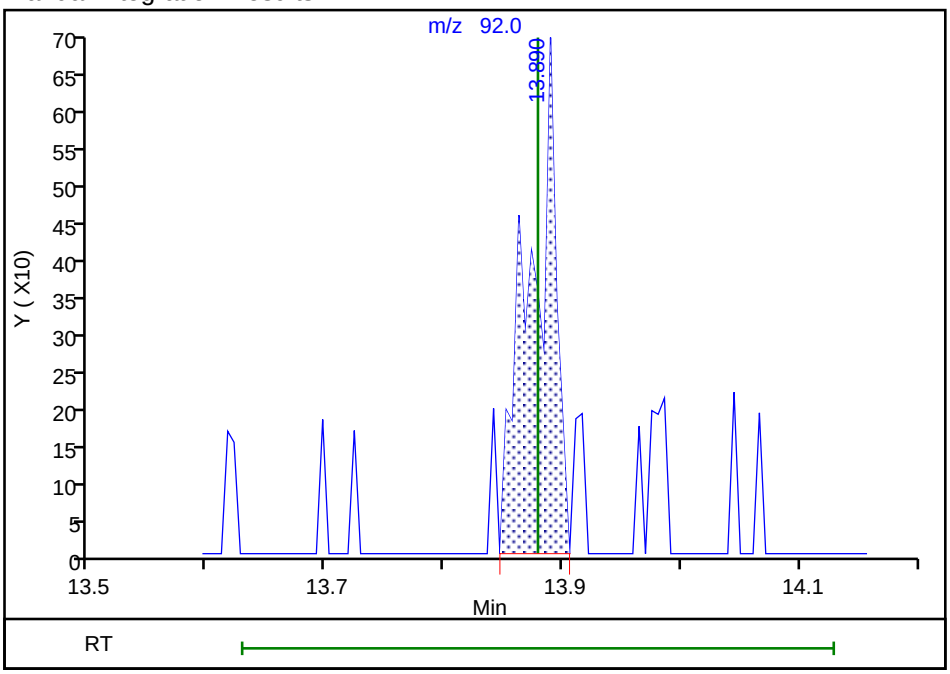

Reviewer: bunmaa, 26-Oct-2021 08:24:35

Audit Action: Manually Integrated Audit Reason: Assign Peak

Manual Integration/User Assign Peak Report

Eurofins TestAmerica, Burlington

Data File:	\\chromfs\Burlington\ChromData\CHG.i\20211025-48131.b\200-48131-013.D				
Injection Date:	25-Oct-2021 18:04:30	Instrument ID:	CHG.i		
Lims ID:	200-60620-A-10	Lab Sample ID:	200-60620-10		
Client ID:	4570				
Operator ID:	vtp	ALS Bottle#:	12	Worklist Smp#:	13
Purge Vol:	200.000 mL	Dil. Factor:	0.2000		
Method:	TO15_MasterMethod_(v1)_G	Limit Group:	AI_TO15_ICAL		
Column:	RTX-624 (0.32 mm)	Detector	MS SCAN		

76 Ethylbenzene, CAS: 100-41-4

Signal: 1

Processing Integration Results

RT: 17.02
Area: 1160
Amount: 0.023224
Amount Units: ppb v/v

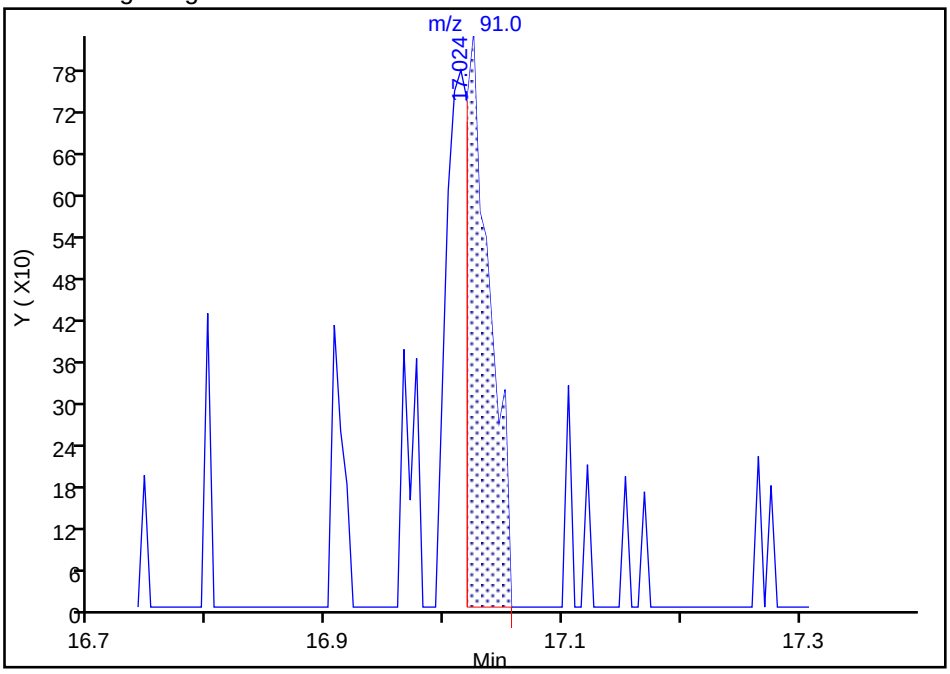

Manual Integration Results

RT: 17.02
Area: 1834
Amount: 0.036718
Amount Units: ppb v/v

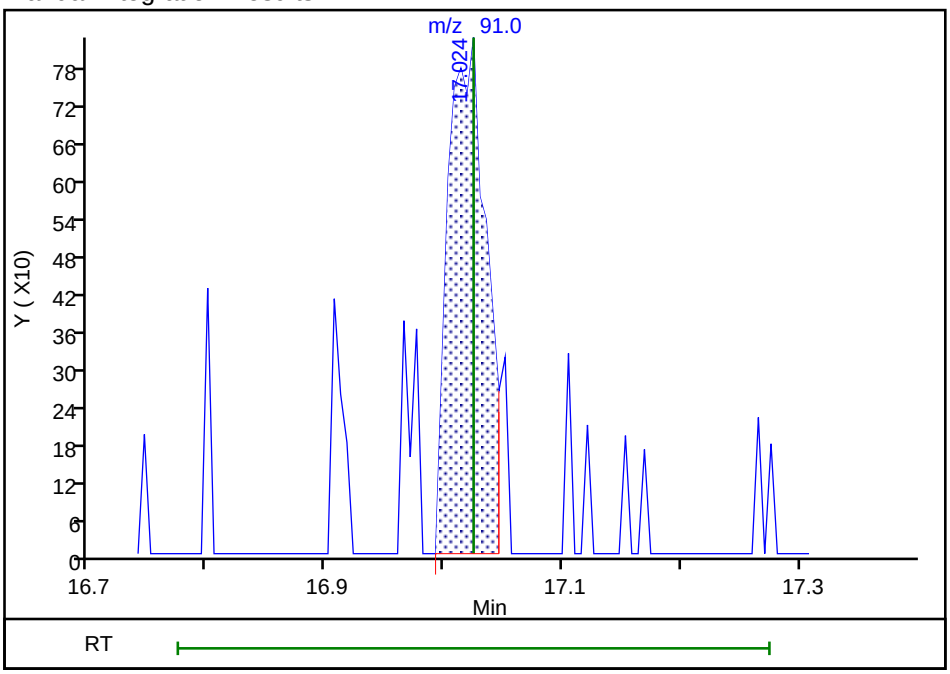

Reviewer: bunmaa, 26-Oct-2021 08:25:32

Audit Action: Manually Integrated Audit Reason: Assign Peak

User Disabled Compound Report

Eurofins TestAmerica, Burlington

Data File:	\\chromfs\Burlington\ChromData\CHG.i\20211025-48131.b\200-48131-013.D				
Injection Date:	25-Oct-2021 18:04:30	Instrument ID:	CHG.i		
Lims ID:	200-60620-A-10	Lab Sample ID:	200-60620-10		
Client ID:	4570				
Operator ID:	vtp	ALS Bottle#:	12	Worklist Smp#:	13
Purge Vol:	200.000 mL	Dil. Factor:	0.2000		
Method:	TO15_MasterMethod_(v1)_G	Limit Group:	AI_TO15_ICAL		
Column:	RTX-624 (0.32 mm)	Detector	MS SCAN		

79 o-Xylene, CAS: 95-47-6

Processing Results

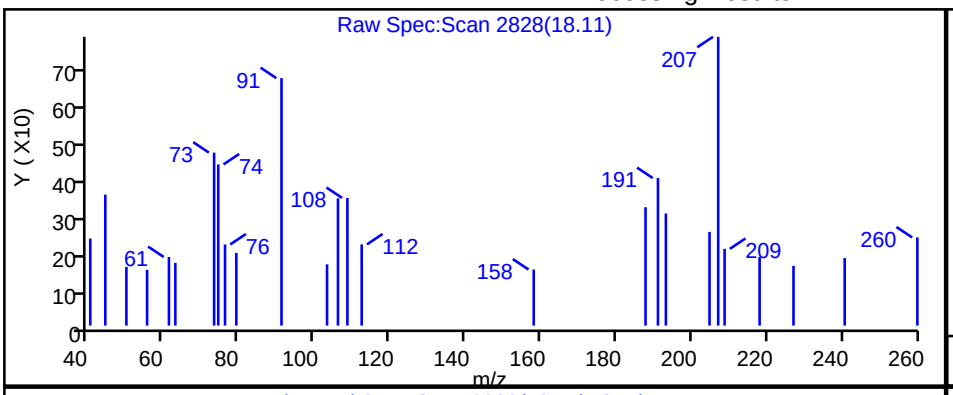

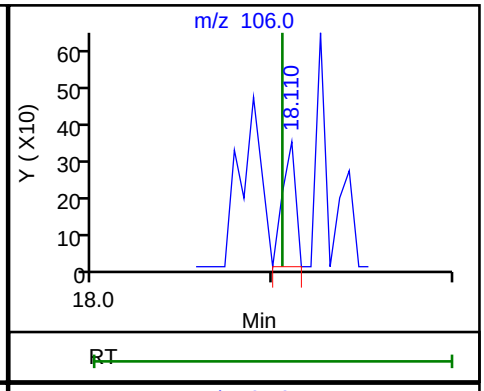

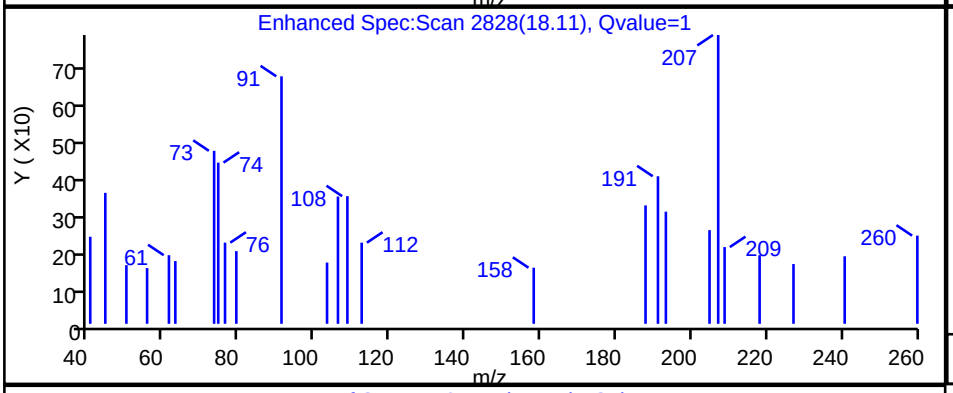

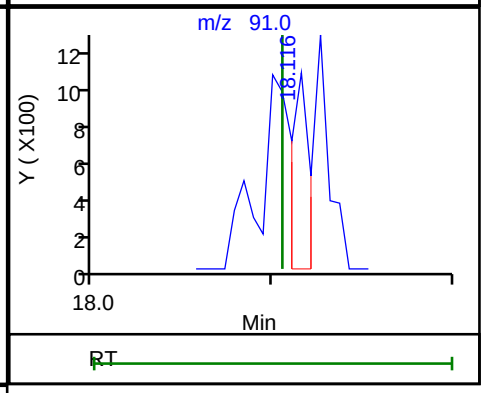

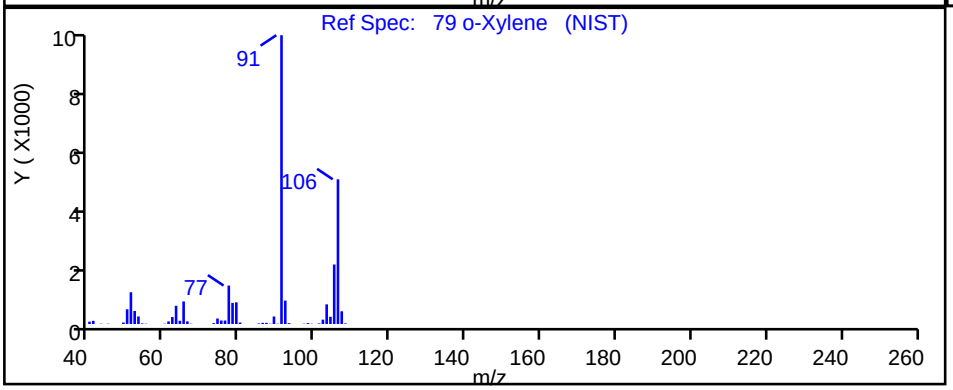

RT	Mass	Response	Amount
18.11	106.00	176	0.009087
18.12	91.00	702	

Reviewer: bunmaa, 26-Oct-2021 08:25:47

Audit Action: Marked Compound Undetected Audit Reason: Invalid Compound ID

User Disabled Compound Report

Eurofins TestAmerica, Burlington

Data File:	\\chromfs\Burlington\ChromData\CHG.i\20211025-48131.b\200-48131-013.D				
Injection Date:	25-Oct-2021 18:04:30	Instrument ID:	CHG.i		
Lims ID:	200-60620-A-10	Lab Sample ID:	200-60620-10		
Client ID:	4570				
Operator ID:	vtp	ALS Bottle#:	12	Worklist Smp#:	13
Purge Vol:	200.000 mL	Dil. Factor:	0.2000		
Method:	TO15_MasterMethod_(v1)_G	Limit Group:	AI_TO15_ICAL		
Column:	RTX-624 (0.32 mm)	Detector	MS SCAN		

101 1,2-Dichlorobenzene, CAS: 95-50-1

Processing Results

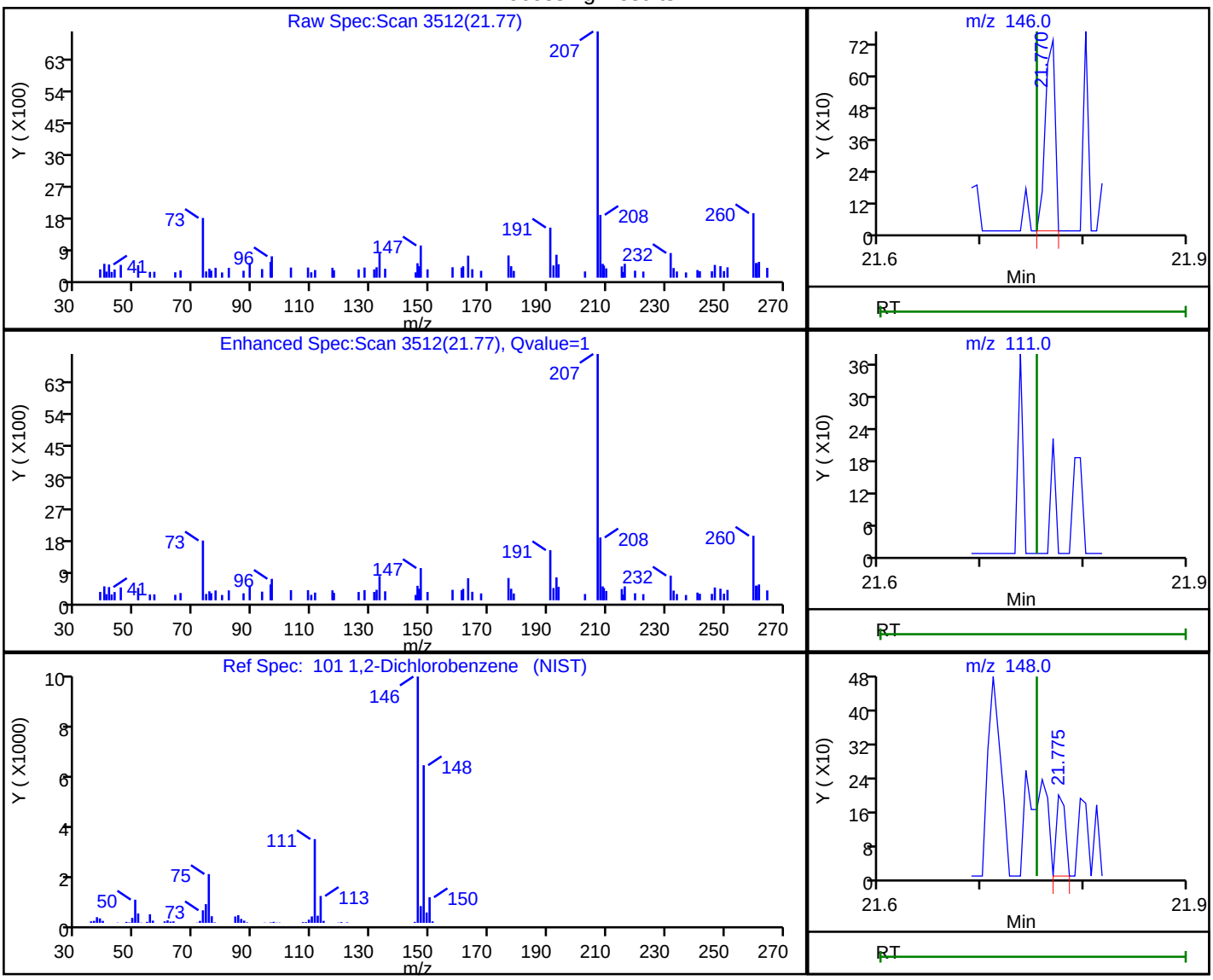

RT	Mass	Response	Amount
21.77	146.00	493	0.015219
21.75	111.00	0	
21.78	148.00	117	

Reviewer: bunmaa, 26-Oct-2021 08:26:29

Audit Action: Marked Compound Undetected Audit Reason: Invalid Compound ID

FORM I
AIR - GC/MS VOA ORGANICS ANALYSIS DATA SHEET

Lab Name: Eurofins TestAmerica, Burlington Job No.: 200-60648-1

SDG No.:

Client Sample ID: 3432 Lab Sample ID: 200-60648-11

Matrix: Air Lab File ID: 200-48131-016.D

Analysis Method: TO-15 Date Collected: 10/21/2021 00:00

Sample wt/vol: 1000(mL) Date Analyzed: 10/25/2021 20:48

Soil Aliquot Vol: Dilution Factor: 0.2

Soil Extract Vol.: GC Column: RTX-624 ID: 0.32(mm)

% Moisture: Level: (low/med) Low

Analysis Batch No.: 173047 Units: ppb v/v

CAS NO.	COMPOUND NAME	RESULT	Q	RL	RL
115-07-1	Propylene	1.0	U	1.0	1.0
75-71-8	Dichlorodifluoromethane	0.10	U	0.10	0.10
75-45-6	Freon 22	0.10	U	0.10	0.10
76-14-2	1,2-Dichlorotetrafluoroethane	0.040	U	0.040	0.040
74-87-3	Chloromethane	0.10	U	0.10	0.10
106-97-8	n-Butane	0.10	U	0.10	0.10
75-01-4	Vinyl chloride	0.040	U	0.040	0.040
106-99-0	1,3-Butadiene	0.040	U	0.040	0.040
74-83-9	Bromomethane	0.040	U	0.040	0.040
75-00-3	Chloroethane	0.10	U	0.10	0.10
593-60-2	Bromoethene(Vinyl Bromide)	0.040	U	0.040	0.040
75-69-4	Trichlorofluoromethane	0.040	U	0.040	0.040
64-17-5	Ethanol	1.0	U	1.0	1.0
76-13-1	Freon TF	0.040	U	0.040	0.040
75-35-4	1,1-Dichloroethene	0.040	U	0.040	0.040
67-64-1	Acetone	1.0	U	1.0	1.0
67-63-0	Isopropyl alcohol	1.0	U	1.0	1.0
75-15-0	Carbon disulfide	0.10	U	0.10	0.10
107-05-1	3-Chloropropene	0.10	U	0.10	0.10
75-09-2	Methylene Chloride	0.10	U	0.10	0.10
75-65-0	tert-Butyl alcohol	1.0	U	1.0	1.0
1634-04-4	Methyl tert-butyl ether	0.040	U	0.040	0.040
156-60-5	trans-1,2-Dichloroethene	0.040	U	0.040	0.040
110-54-3	n-Hexane	0.10	U	0.10	0.10
75-34-3	1,1-Dichloroethane	0.040	U	0.040	0.040
108-05-4	Vinyl acetate	1.0	U	1.0	1.0
141-78-6	Ethyl acetate	1.0	U	1.0	1.0
78-93-3	Methyl Ethyl Ketone	0.10	U	0.10	0.10
156-59-2	cis-1,2-Dichloroethene	0.040	U	0.040	0.040
540-59-0	1,2-Dichloroethene, Total	0.080	U	0.080	0.080
67-66-3	Chloroform	0.040	U	0.040	0.040
109-99-9	Tetrahydrofuran	1.0	U	1.0	1.0
71-55-6	1,1,1-Trichloroethane	0.040	U	0.040	0.040
110-82-7	Cyclohexane	0.040	U	0.040	0.040
56-23-5	Carbon tetrachloride	0.040	U	0.040	0.040

FORM I
AIR - GC/MS VOA ORGANICS ANALYSIS DATA SHEET

Lab Name: Eurofins TestAmerica, Burlington Job No.: 200-60648-1

SDG No.:

Client Sample ID: 3432 Lab Sample ID: 200-60648-11

Matrix: Air Lab File ID: 200-48131-016.D

Analysis Method: TO-15 Date Collected: 10/21/2021 00:00

Sample wt/vol: 1000(mL) Date Analyzed: 10/25/2021 20:48

Soil Aliquot Vol: Dilution Factor: 0.2

Soil Extract Vol.: GC Column: RTX-624 ID: 0.32(mm)

% Moisture: Level: (low/med) Low

Analysis Batch No.: 173047 Units: ppb v/v

CAS NO.	COMPOUND NAME	RESULT	Q	RL	RL
540-84-1	2,2,4-Trimethylpentane	0.040	U	0.040	0.040
71-43-2	Benzene	0.040	U	0.040	0.040
107-06-2	1,2-Dichloroethane	0.040	U	0.040	0.040
142-82-5	n-Heptane	0.040	U	0.040	0.040
79-01-6	Trichloroethene	0.040	U	0.040	0.040
80-62-6	Methyl methacrylate	0.10	U	0.10	0.10
78-87-5	1,2-Dichloropropane	0.040	U	0.040	0.040
123-91-1	1,4-Dioxane	1.0	U	1.0	1.0
75-27-4	Bromodichloromethane	0.040	U	0.040	0.040
10061-01-5	cis-1,3-Dichloropropene	0.040	U	0.040	0.040
108-10-1	methyl isobutyl ketone	0.10	U	0.10	0.10
108-88-3	Toluene	0.040	U	0.040	0.040
10061-02-6	trans-1,3-Dichloropropene	0.040	U	0.040	0.040
79-00-5	1,1,2-Trichloroethane	0.040	U	0.040	0.040
127-18-4	Tetrachloroethene	0.040	U	0.040	0.040
591-78-6	Methyl Butyl Ketone (2-Hexanone)	0.10	U	0.10	0.10
124-48-1	Dibromochloromethane	0.040	U	0.040	0.040
106-93-4	1,2-Dibromoethane	0.040	U	0.040	0.040
108-90-7	Chlorobenzene	0.040	U	0.040	0.040
100-41-4	Ethylbenzene	0.040	U	0.040	0.040
179601-23-1	m,p-Xylene	0.10	U	0.10	0.10
95-47-6	Xylene, o-	0.040	U	0.040	0.040
1330-20-7	Xylene (total)	0.14	U	0.14	0.14
100-42-5	Styrene	0.040	U	0.040	0.040
75-25-2	Bromoform	0.040	U	0.040	0.040
98-82-8	Cumene	0.040	U	0.040	0.040
79-34-5	1,1,2,2-Tetrachloroethane	0.040	U	0.040	0.040
103-65-1	n-Propylbenzene	0.040	U	0.040	0.040
622-96-8	4-Ethyltoluene	0.040	U	0.040	0.040
108-67-8	1,3,5-Trimethylbenzene	0.040	U	0.040	0.040
95-49-8	2-Chlorotoluene	0.040	U	0.040	0.040
98-06-6	tert-Butylbenzene	0.040	U	0.040	0.040
95-63-6	1,2,4-Trimethylbenzene	0.040	U	0.040	0.040
135-98-8	sec-Butylbenzene	0.040	U	0.040	0.040
99-87-6	4-Isopropyltoluene	0.040	U	0.040	0.040

FORM I
AIR - GC/MS VOA ORGANICS ANALYSIS DATA SHEET

Lab Name: Eurofins TestAmerica, Burlington Job No.: 200-60648-1

SDG No.:

Client Sample ID: 3432 Lab Sample ID: 200-60648-11

Matrix: Air Lab File ID: 200-48131-016.D

Analysis Method: TO-15 Date Collected: 10/21/2021 00:00

Sample wt/vol: 1000(mL) Date Analyzed: 10/25/2021 20:48

Soil Aliquot Vol: Dilution Factor: 0.2

Soil Extract Vol.: GC Column: RTX-624 ID: 0.32(mm)

% Moisture: Level: (low/med) Low

Analysis Batch No.: 173047 Units: ppb v/v

CAS NO.	COMPOUND NAME	RESULT	Q	RL	RL
541-73-1	1,3-Dichlorobenzene	0.040	U	0.040	0.040
106-46-7	1,4-Dichlorobenzene	0.040	U	0.040	0.040
100-44-7	Benzyl chloride	0.040	U	0.040	0.040
104-51-8	n-Butylbenzene	0.040	U	0.040	0.040
95-50-1	1,2-Dichlorobenzene	0.040	U	0.040	0.040
120-82-1	1,2,4-Trichlorobenzene	0.10	U	0.10	0.10
87-68-3	Hexachlorobutadiene	0.040	U	0.040	0.040
91-20-3	Naphthalene	0.10	U	0.10	0.10

Eurofins TestAmerica, Burlington
Target Compound Quantitation Report

Data File: \\chromfs\Burlington\ChromData\CHG.i\20211025-48131.b\200-48131-016.D
Lims ID: 200-60648-A-11
Client ID: 3432
Sample Type: Client
Inject. Date: 25-Oct-2021 20:48:30 ALS Bottle#: 15 Worklist Smp#: 16
Purge Vol: 200.000 mL Dil. Factor: 0.2000
Sample Info: 200-0048131-016
Operator ID: vtp Instrument ID: CHG.i

Method: \\chromfs\Burlington\ChromData\CHG.i\20211025-48131.b\TO15_MasterMethod_(v1)_G.m
Limit Group: AI_TO15_ICAL
Last Update: 26-Oct-2021 08:41:44 Calib Date: 20-Oct-2021 00:10:30
Integrator: RTE ID Type: Deconvolution ID
Quant Method: Internal Standard Quant By: Initial Calibration
Last ICal File: \\chromfs\Burlington\ChromData\CHG.i\20211019-48047.b\200-48047-016.D

Column 1 : RTX-624 (0.32 mm) Det: MS SCAN
Process Host: CTX1686

First Level Reviewer: bunmaa Date: 26-Oct-2021 08:41:44

Compound	Sig	RT (min.)	Adj RT (min.)	Dlt RT (min.)	Q	Response	OnCol Amt ppb v/v	Flags
1 Propene	41	3.051	3.051	0.005	79	2212	0.0924	7M
2 Dichlorodifluoromethane	85		3.099				ND	7
3 Chlorodifluoromethane	51		3.110				ND	7
4 1,2-Dichloro-1,1,2,2-tetrafluoro	85		3.303				ND	7
5 Chloromethane	50		3.367				ND	U
7 Vinyl chloride	62		3.549				ND	
6 Butane	43		3.565				ND	7
8 Butadiene	54		3.624				ND	7
10 Bromomethane	94		4.062				ND	U
11 Chloroethane	64		4.244				ND	U
13 Vinyl bromide	106		4.544				ND	U
14 Trichlorofluoromethane	101		4.677				ND	
17 Ethanol	45		4.875				ND	7
21 1,1-Dichloroethene	96		5.507				ND	U
22 Acetone	43		5.512				ND	7
20 1,1,2-Trichloro-1,2,2-trifluoroe	101		5.555				ND	7
24 Isopropyl alcohol	45		5.763				ND	7
23 Carbon disulfide	76		5.881				ND	7
25 3-Chloro-1-propene	41		6.090				ND	7
27 Methylene Chloride	49		6.277				ND	U
28 2-Methyl-2-propanol	59		6.459				ND	
31 trans-1,2-Dichloroethene	61		6.780				ND	7
29 Methyl tert-butyl ether	73		6.807				ND	U
33 Hexane	57		7.309				ND	
34 1,1-Dichloroethane	63		7.475				ND	
35 Vinyl acetate	43		7.491				ND	7
38 2-Butanone (MEK)	72		8.390				ND	
37 cis-1,2-Dichloroethene	96		8.428				ND	
39 Ethyl acetate	88		8.519				ND	U
* 40 Chlorobromomethane	128	8.818	8.818	0.000	95	76845	10.0	
41 Tetrahydrofuran	42		8.920				ND	7
42 Chloroform	83		9.000				ND	

Compound	Sig	RT (min.)	Adj RT (min.)	Dlt RT (min.)	Q	Response	OnCol Amt ppb v/v	Flags
44 1,1,1-Trichloroethane	97		9.348				ND	
43 Cyclohexane	84		9.540				ND	
45 Carbon tetrachloride	117		9.663				ND	
S 30 1,2-Dichloroethene, Total	61		9.665				ND	7
47 Benzene	78	9.973	9.973	-0.017	3	1549	0.0562	M
48 1,2-Dichloroethane	62		10.022				ND	
46 Isooctane	57		10.300				ND	
49 n-Heptane	43		10.642				ND	7
* 50 1,4-Difluorobenzene	114	10.776	10.776	0.000	96	417241	10.0	
53 Trichloroethene	95		11.268				ND	
54 1,2-Dichloropropane	63		11.728				ND	
55 Methyl methacrylate	69		11.889				ND	
57 Dibromomethane	174		11.889				ND	7
56 1,4-Dioxane	88		11.916				ND	
58 Dichlorobromomethane	83		12.253				ND	
60 cis-1,3-Dichloropropene	75		13.151				ND	7
61 4-Methyl-2-pentanone (MIBK)	43		13.456				ND	7
65 Toluene	92	13.873	13.873	-0.006	29	695	0.0310	M
66 trans-1,3-Dichloropropene	75		14.291				ND	7
67 1,1,2-Trichloroethane	83		14.681				ND	7
68 Tetrachloroethene	166		14.970				ND	
69 2-Hexanone	43		15.163				ND	7
71 Chlorodibromomethane	129		15.473				ND	
72 Ethylene Dibromide	107		15.719				ND	
* 74 Chlorobenzene-d5	117	16.719	16.725	-0.006	90	367130	10.0	
75 Chlorobenzene	112		16.784				ND	7
76 Ethylbenzene	91	17.030	17.030	0.005	1	2207	0.0411	M
78 m-Xylene & p-Xylene	106		17.297				ND	
79 o-Xylene	106		18.105				ND	7
80 Styrene	104		18.132				ND	7
81 Bromoform	173		18.469				ND	
82 Isopropylbenzene	105		18.908				ND	7
84 1,1,2,2-Tetrachloroethane	83		19.443				ND	7
S 73 Xylenes, Total	106		19.600				ND	7
85 N-Propylbenzene	91		19.731				ND	7
89 2-Chlorotoluene	91		19.865				ND	7
88 4-Ethyltoluene	105		19.956				ND	7
90 1,3,5-Trimethylbenzene	105		20.063				ND	7
92 tert-Butylbenzene	119		20.587				ND	7
93 1,2,4-Trimethylbenzene	105		20.684				ND	7
94 sec-Butylbenzene	105		20.946				ND	7
96 1,3-Dichlorobenzene	146		21.101				ND	7
95 4-Isopropyltoluene	119		21.187				ND	7
97 1,4-Dichlorobenzene	146		21.256				ND	7
98 Benzyl chloride	91		21.395				ND	7
101 1,2-Dichlorobenzene	146		21.754				ND	7
100 n-Butylbenzene	91		21.764				ND	7
103 1,2,4-Trichlorobenzene	180		24.124				ND	U
104 Hexachlorobutadiene	225		24.396				ND	7
105 Naphthalene	128		24.552				ND	7

QC Flag Legend

Processing Flags

7 - Failed Limit of Detection

Review Flags

M - Manually Integrated

U - Marked Undetected

Reagents:

ATTO15GIS_00018	Amount Added: 20.00	Units: mL	Run Reagent

Report Date: 26-Oct-2021 08:41:44 Chrom Revision: 2.3 22-Sep-2021 15:38:46

Eurofins TestAmerica, Burlington

Data File:	\\chromfs\Burlington\ChromData\CHG.i\20211025-48131.b\200-48131-016.D				
Injection Date:	25-Oct-2021 20:48:30	Instrument ID:	CHG.i	Operator ID:	vtp
Lims ID:	200-60648-A-11	Lab Sample ID:	200-60648-11	Worklist Smp#:	16
Client ID:	3432				
Purge Vol:	200.000 mL	Dil. Factor:	0.2000	ALS Bottle#:	15
Method:	TO15_MasterMethod_(v1)_G	Limit Group:	AI_TO15_ICAL		

Column: RTX-624 (0.32 mm) Y Scaling: Method Defined: Scale to the Nth Largest Target: 1

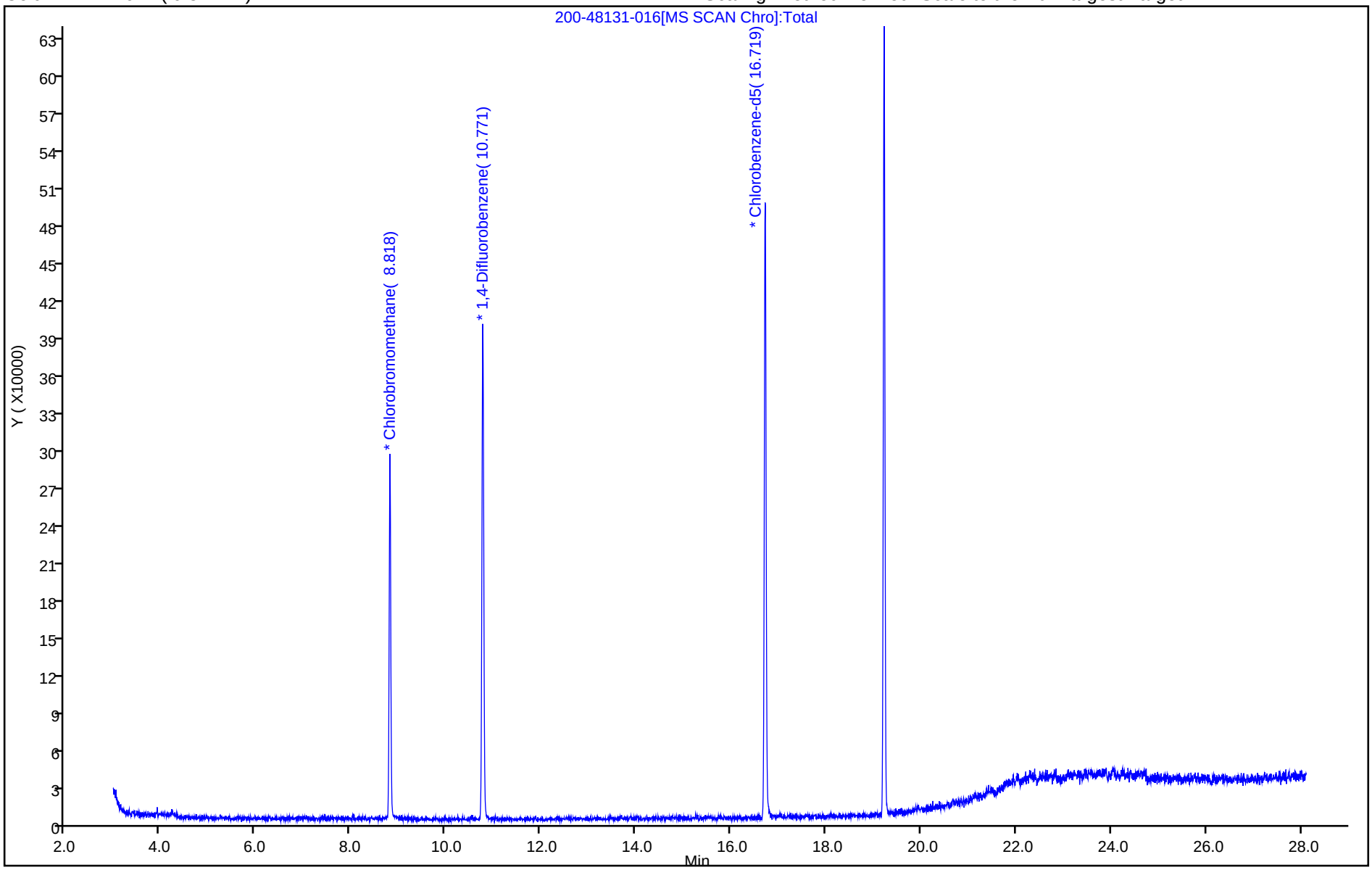

Manual Integration/User Assign Peak Report

Eurofins TestAmerica, Burlington

Data File:	\\chromfs\Burlington\ChromData\CHG.i\20211025-48131.b\200-48131-016.D				
Injection Date:	25-Oct-2021 20:48:30	Instrument ID:	CHG.i		
Lims ID:	200-60648-A-11	Lab Sample ID:	200-60648-11		
Client ID:	3432				
Operator ID:	vtp	ALS Bottle#:	15	Worklist Smp#:	16
Purge Vol:	200.000 mL	Dil. Factor:	0.2000		
Method:	TO15_MasterMethod_(v1)_G	Limit Group:	AI_TO15_ICAL		
Column:	RTX-624 (0.32 mm)	Detector	MS SCAN		

1 Propene, CAS: 115-07-1

Signal: 1

Processing Integration Results

RT: 3.05
Area: 3988
Amount: 0.166658
Amount Units: ppb v/v

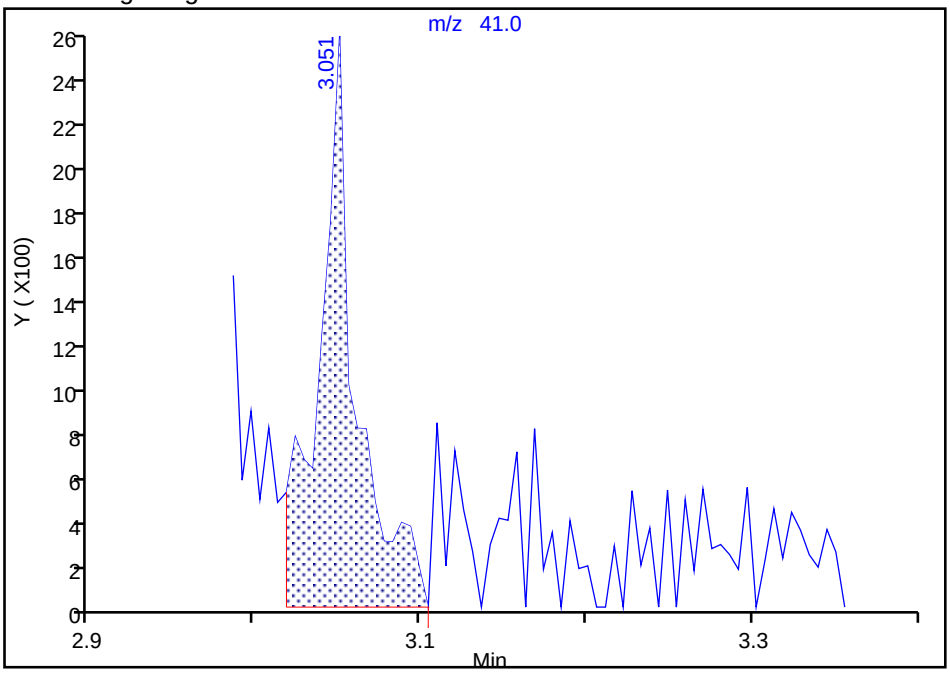

Manual Integration Results

RT: 3.05
Area: 2212
Amount: 0.092439
Amount Units: ppb v/v

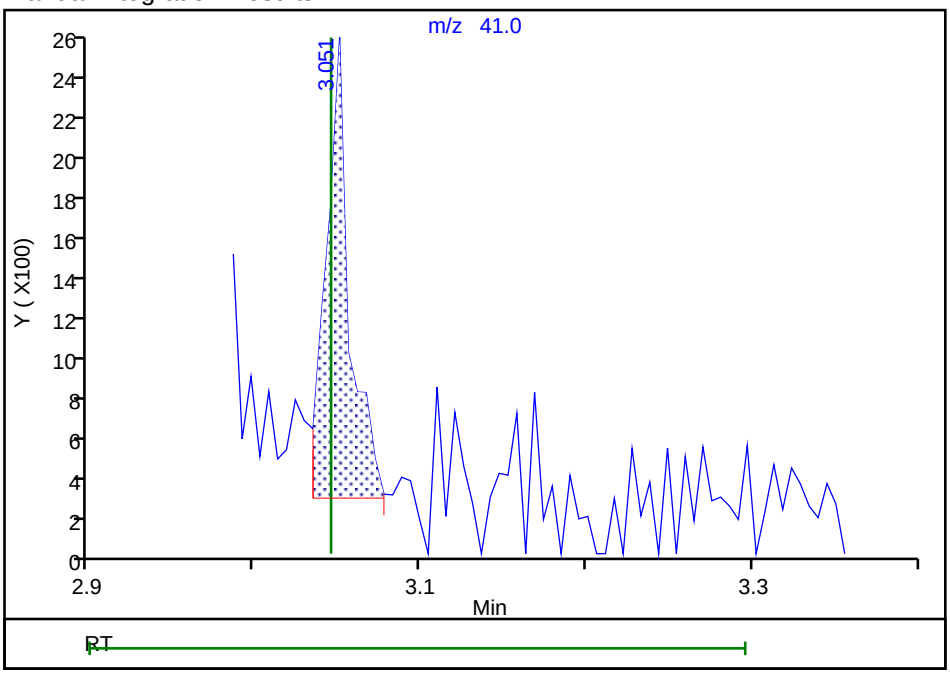

Reviewer: bunmaa, 26-Oct-2021 08:37:36

Audit Action: Manually Integrated Audit Reason: Assign Peak

User Disabled Compound Report

Eurofins TestAmerica, Burlington

Data File:	\\chromfs\Burlington\ChromData\CHG.i\20211025-48131.b\200-48131-016.D				
Injection Date:	25-Oct-2021 20:48:30	Instrument ID:	CHG.i		
Lims ID:	200-60648-A-11	Lab Sample ID:	200-60648-11		
Client ID:	3432				
Operator ID:	vtp	ALS Bottle#:	15	Worklist Smp#:	16
Purge Vol:	200.000 mL	Dil. Factor:	0.2000		
Method:	TO15_MasterMethod_(v1)_G	Limit Group:	AI_TO15_ICAL		
Column:	RTX-624 (0.32 mm)	Detector	MS SCAN		

5 Chloromethane, CAS: 74-87-3

Processing Results

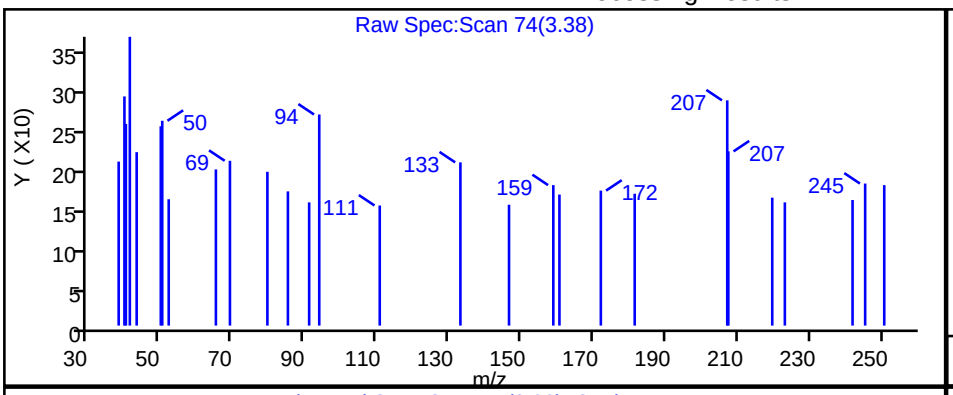

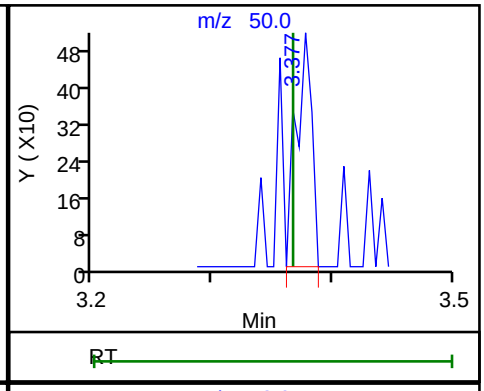

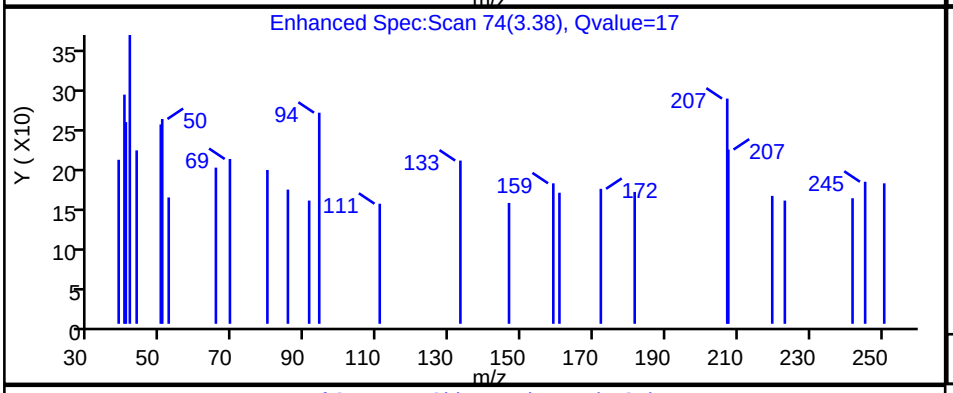

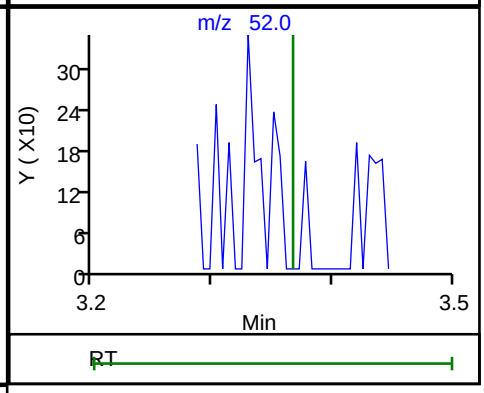

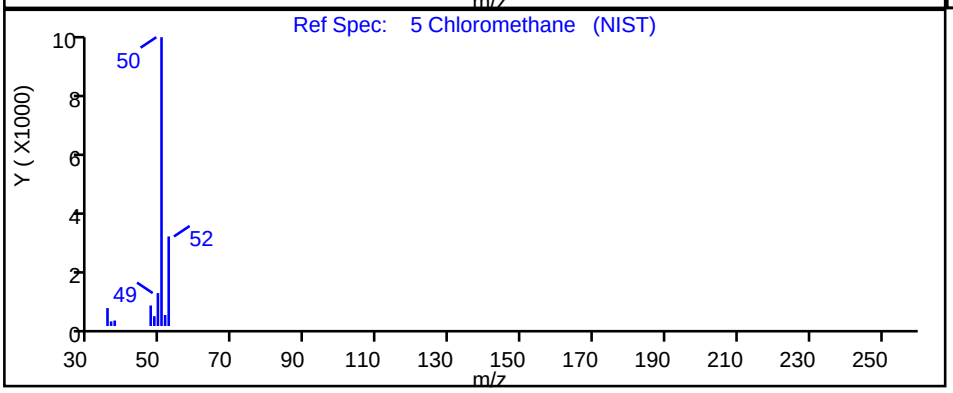

RT	Mass	Response	Amount
3.38	50.00	470	0.047117
3.37	52.00	0	

Reviewer: bunmaa, 26-Oct-2021 08:38:03

Audit Action: Marked Compound Undetected Audit Reason: Invalid Compound ID

User Disabled Compound Report

Eurofins TestAmerica, Burlington

Data File:	\\chromfs\Burlington\ChromData\CHG.i\20211025-48131.b\200-48131-016.D				
Injection Date:	25-Oct-2021 20:48:30	Instrument ID:	CHG.i		
Lims ID:	200-60648-A-11	Lab Sample ID:	200-60648-11		
Client ID:	3432				
Operator ID:	vtp	ALS Bottle#:	15	Worklist Smp#:	16
Purge Vol:	200.000 mL	Dil. Factor:	0.2000		
Method:	TO15_MasterMethod_(v1)_G	Limit Group:	AI_TO15_ICAL		
Column:	RTX-624 (0.32 mm)	Detector	MS SCAN		

10 Bromomethane, CAS: 74-83-9

Processing Results

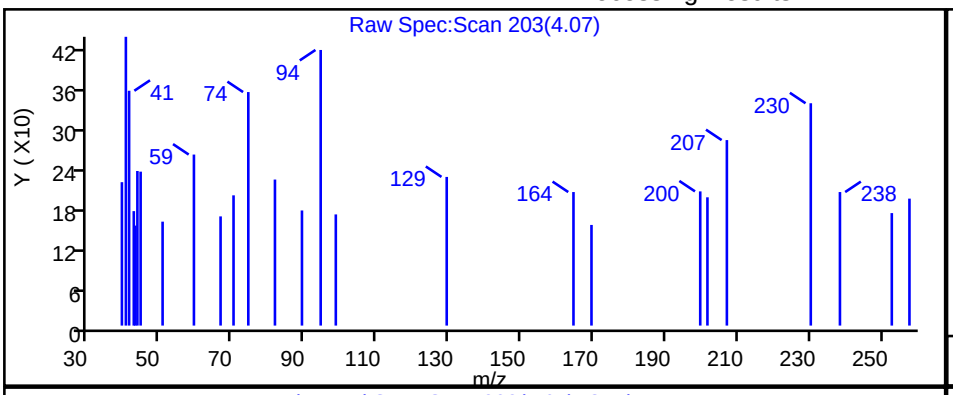

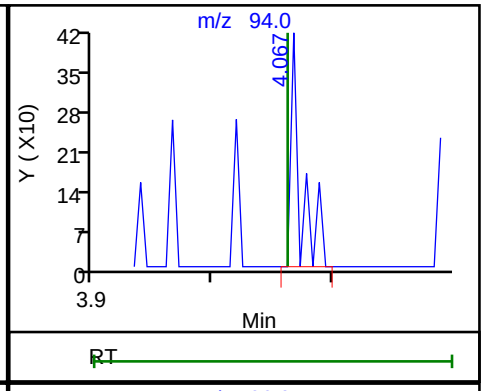

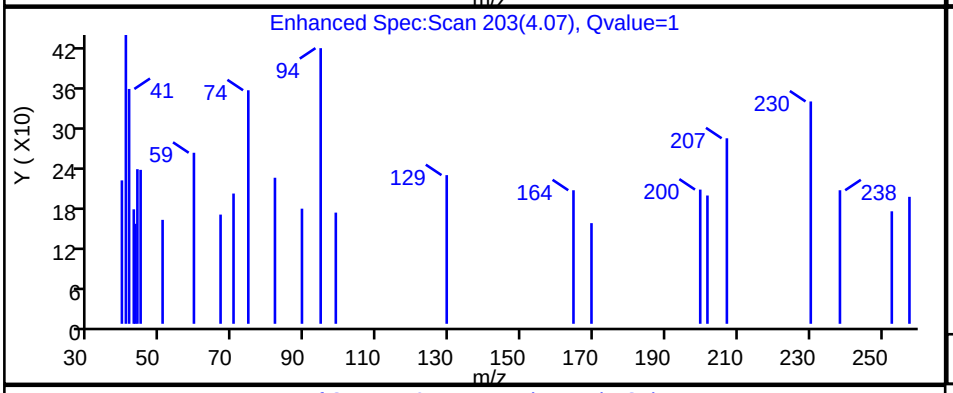

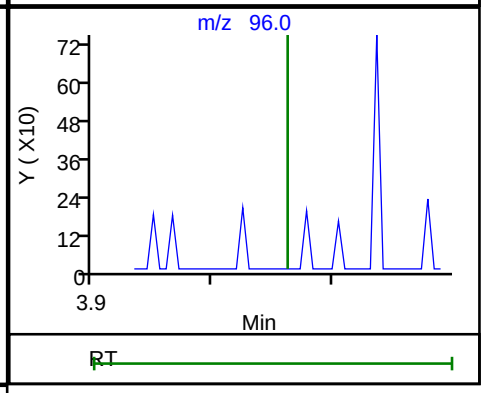

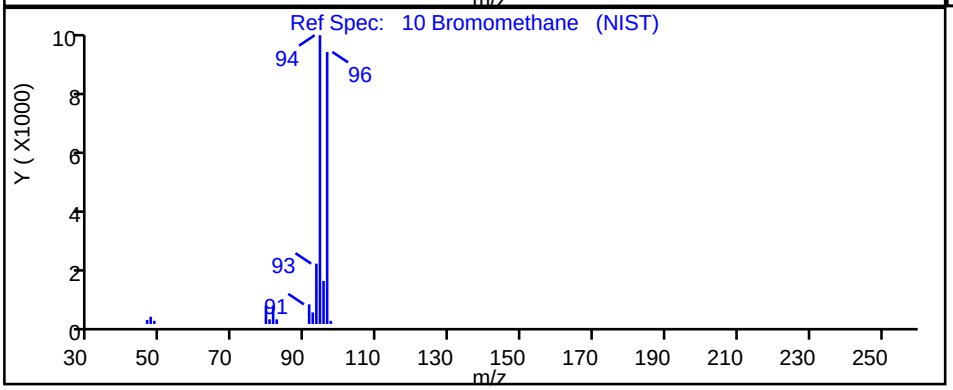

RT	Mass	Response	Amount
4.07	94.00	237	0.023879
4.06	96.00	0	

Reviewer: bunmaa, 26-Oct-2021 08:38:14

Audit Action: Marked Compound Undetected Audit Reason: Invalid Compound ID

User Disabled Compound Report

Eurofins TestAmerica, Burlington

Data File:	\\chromfs\Burlington\ChromData\CHG.i\20211025-48131.b\200-48131-016.D				
Injection Date:	25-Oct-2021 20:48:30	Instrument ID:	CHG.i		
Lims ID:	200-60648-A-11	Lab Sample ID:	200-60648-11		
Client ID:	3432				
Operator ID:	vtp	ALS Bottle#:	15	Worklist Smp#:	16
Purge Vol:	200.000 mL	Dil. Factor:	0.2000		
Method:	TO15_MasterMethod_(v1)_G	Limit Group:	AI_TO15_ICAL		
Column:	RTX-624 (0.32 mm)	Detector	MS SCAN		

11 Chloroethane, CAS: 75-00-3

Processing Results

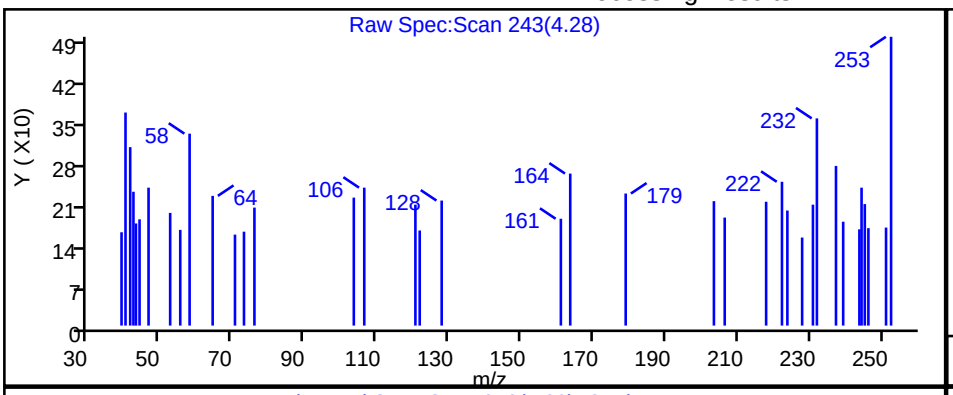

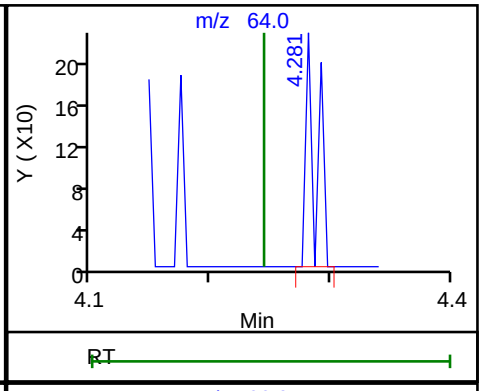

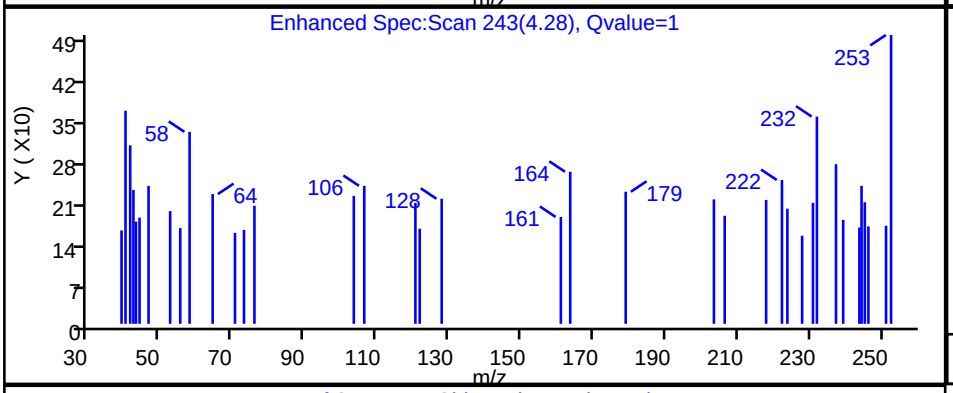

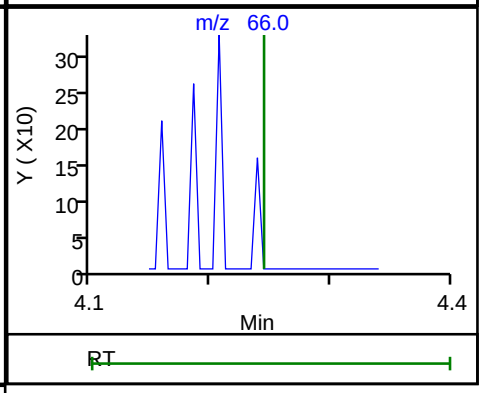

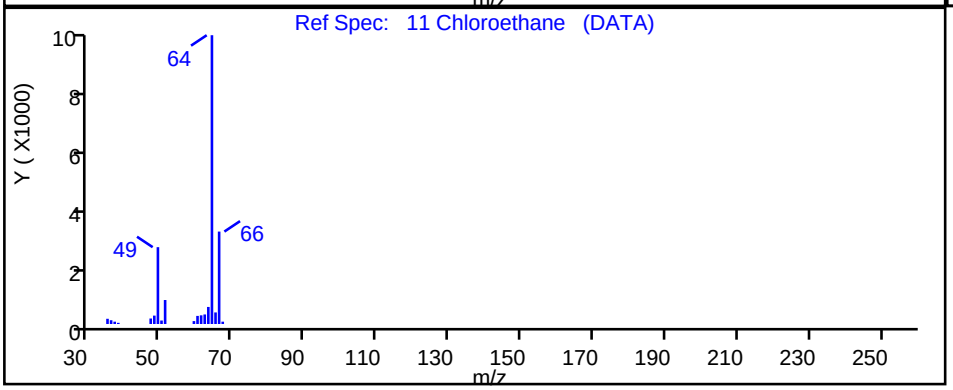

RT	Mass	Response	Amount
4.28	64.00	133	0.044763
4.24	66.00	0	

Reviewer: bunmaa, 26-Oct-2021 08:38:18

Audit Action: Marked Compound Undetected Audit Reason: Invalid Compound ID

User Disabled Compound Report

Eurofins TestAmerica, Burlington

Data File:	\\chromfs\Burlington\ChromData\CHG.i\20211025-48131.b\200-48131-016.D				
Injection Date:	25-Oct-2021 20:48:30	Instrument ID:	CHG.i		
Lims ID:	200-60648-A-11	Lab Sample ID:	200-60648-11		
Client ID:	3432				
Operator ID:	vtp	ALS Bottle#:	15	Worklist Smp#:	16
Purge Vol:	200.000 mL	Dil. Factor:	0.2000		
Method:	TO15_MasterMethod_(v1)_G	Limit Group:	AI_TO15_ICAL		
Column:	RTX-624 (0.32 mm)	Detector	MS SCAN		

13 Vinyl bromide, CAS: 593-60-2

Processing Results

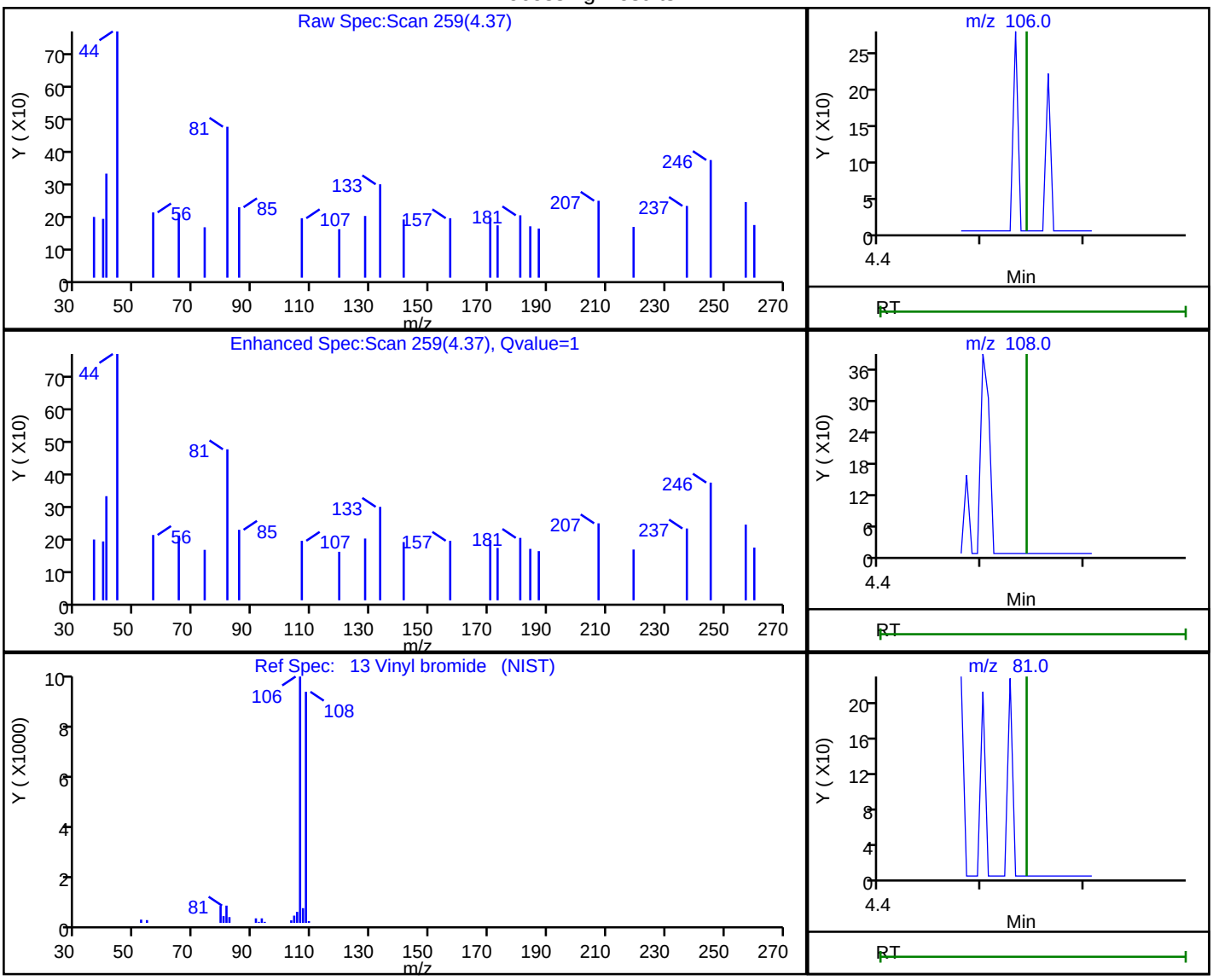

RT	Mass	Response	Amount
4.37	106.00	110	0.011985
4.54	108.00	0	
4.54	81.00	0	

Reviewer: bunmaa, 26-Oct-2021 08:38:22

Audit Action: Marked Compound Undetected Audit Reason: Invalid Compound ID

User Disabled Compound Report

Eurofins TestAmerica, Burlington

Data File:	\\chromfs\Burlington\ChromData\CHG.i\20211025-48131.b\200-48131-016.D				
Injection Date:	25-Oct-2021 20:48:30	Instrument ID:	CHG.i		
Lims ID:	200-60648-A-11	Lab Sample ID:	200-60648-11		
Client ID:	3432				
Operator ID:	vtp	ALS Bottle#:	15	Worklist Smp#:	16
Purge Vol:	200.000 mL	Dil. Factor:	0.2000		
Method:	TO15_MasterMethod_(v1)_G	Limit Group:	AI_TO15_ICAL		
Column:	RTX-624 (0.32 mm)	Detector	MS SCAN		

21 1,1-Dichloroethene, CAS: 75-35-4

Processing Results

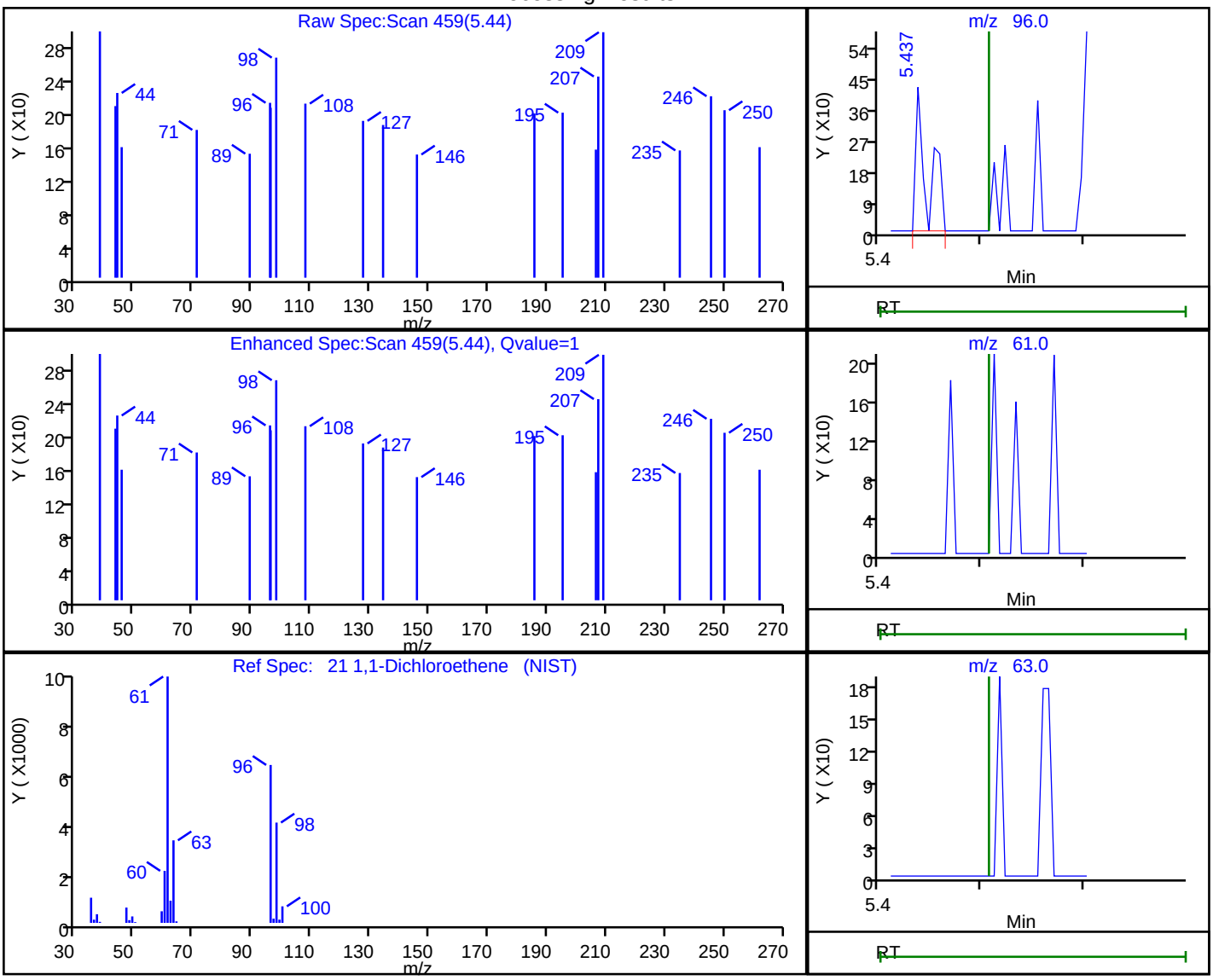

RT	Mass	Response	Amount
5.44	96.00	334	0.037948
5.51	61.00	0	
5.51	63.00	0	

Reviewer: bunmaa, 26-Oct-2021 08:38:29

Audit Action: Marked Compound Undetected Audit Reason: Invalid Compound ID

User Disabled Compound Report

Eurofins TestAmerica, Burlington

Data File:	\\chromfs\Burlington\ChromData\CHG.i\20211025-48131.b\200-48131-016.D				
Injection Date:	25-Oct-2021 20:48:30	Instrument ID:	CHG.i		
Lims ID:	200-60648-A-11	Lab Sample ID:	200-60648-11		
Client ID:	3432				
Operator ID:	vtp	ALS Bottle#:	15	Worklist Smp#:	16
Purge Vol:	200.000 mL	Dil. Factor:	0.2000		
Method:	TO15_MasterMethod_(v1)_G	Limit Group:	AI_TO15_ICAL		
Column:	RTX-624 (0.32 mm)	Detector	MS SCAN		

27 Methylene Chloride, CAS: 75-09-2

Processing Results

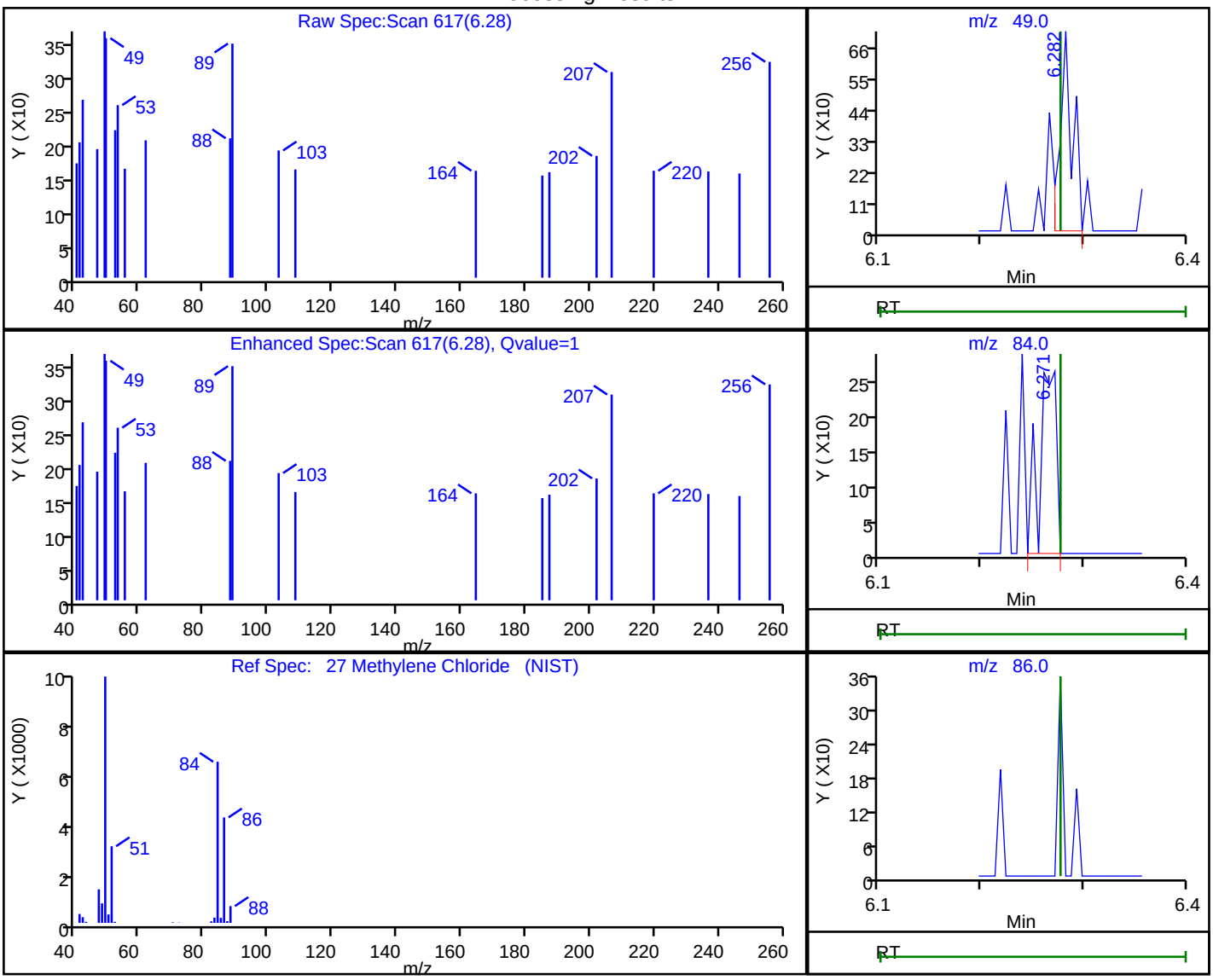

RT	Mass	Response	Amount
6.28	49.00	600	0.060546
6.27	84.00	308	
6.28	86.00	0	

Reviewer: bunmaa, 26-Oct-2021 08:39:08

Audit Action: Marked Compound Undetected Audit Reason: Invalid Compound ID

User Disabled Compound Report

Eurofins TestAmerica, Burlington

Data File:	\\chromfs\Burlington\ChromData\CHG.i\20211025-48131.b\200-48131-016.D				
Injection Date:	25-Oct-2021 20:48:30	Instrument ID:	CHG.i		
Lims ID:	200-60648-A-11	Lab Sample ID:	200-60648-11		
Client ID:	3432				
Operator ID:	vtp	ALS Bottle#:	15	Worklist Smp#:	16
Purge Vol:	200.000 mL	Dil. Factor:	0.2000		
Method:	TO15_MasterMethod_(v1)_G	Limit Group:	AI_TO15_ICAL		
Column:	RTX-624 (0.32 mm)	Detector	MS SCAN		

29 Methyl tert-butyl ether, CAS: 1634-04-4

Processing Results

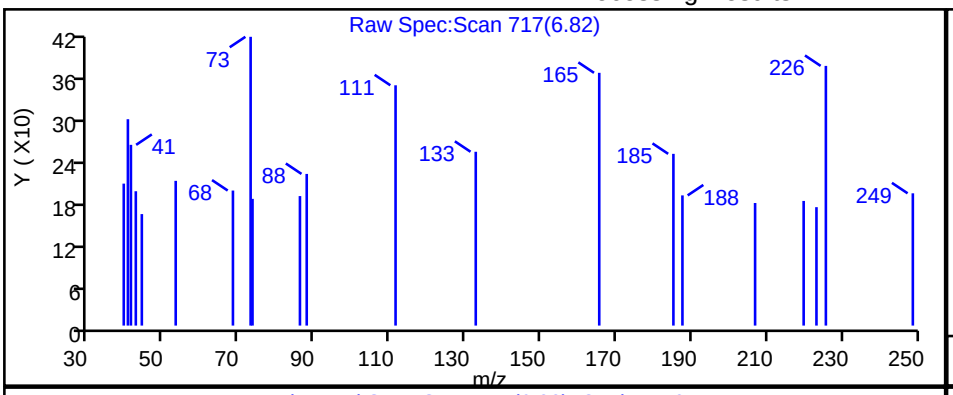

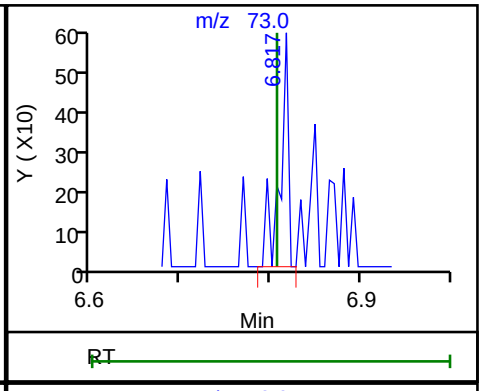

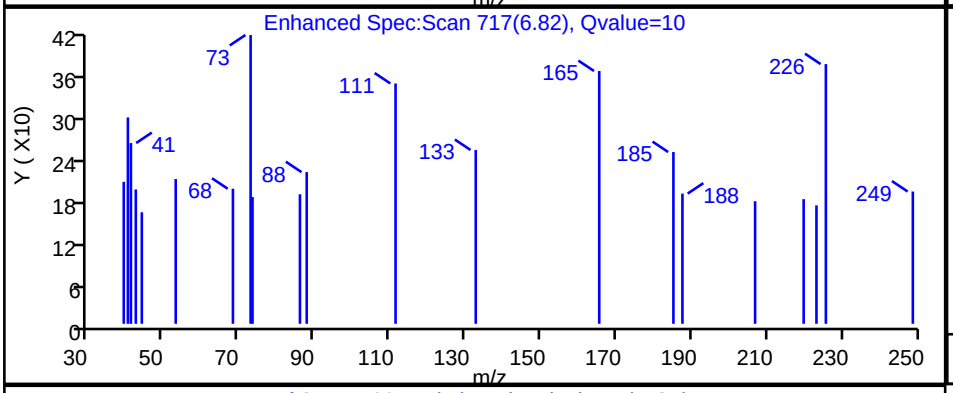

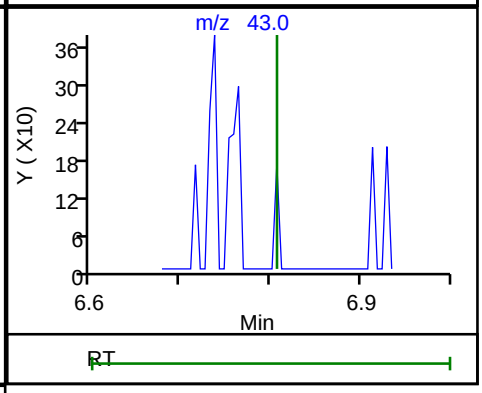

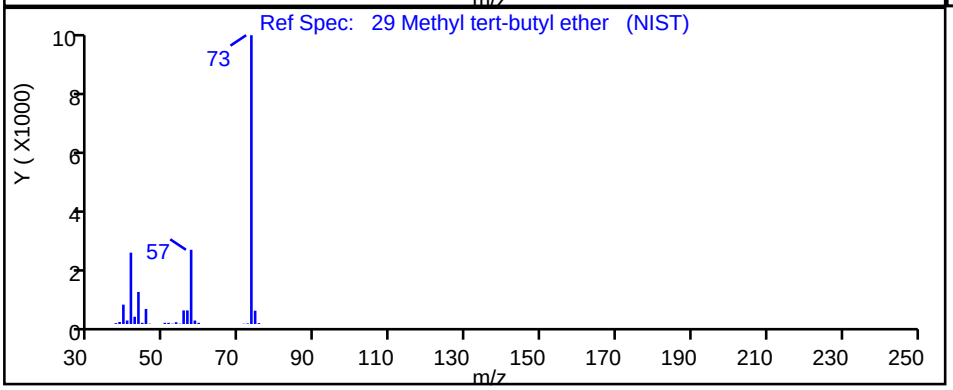

RT	Mass	Response	Amount
6.82	73.00	387	0.022900
6.81	43.00	0	

Reviewer: bunmaa, 26-Oct-2021 08:39:14

Audit Action: Marked Compound Undetected Audit Reason: Invalid Compound ID

User Disabled Compound Report

Eurofins TestAmerica, Burlington

Data File:	\\chromfs\Burlington\ChromData\CHG.i\20211025-48131.b\200-48131-016.D				
Injection Date:	25-Oct-2021 20:48:30	Instrument ID:	CHG.i		
Lims ID:	200-60648-A-11	Lab Sample ID:	200-60648-11		
Client ID:	3432				
Operator ID:	vtp	ALS Bottle#:	15	Worklist Smp#:	16
Purge Vol:	200.000 mL	Dil. Factor:	0.2000		
Method:	TO15_MasterMethod_(v1)_G	Limit Group:	AI_TO15_ICAL		
Column:	RTX-624 (0.32 mm)	Detector	MS SCAN		

39 Ethyl acetate, CAS: 141-78-6

Processing Results

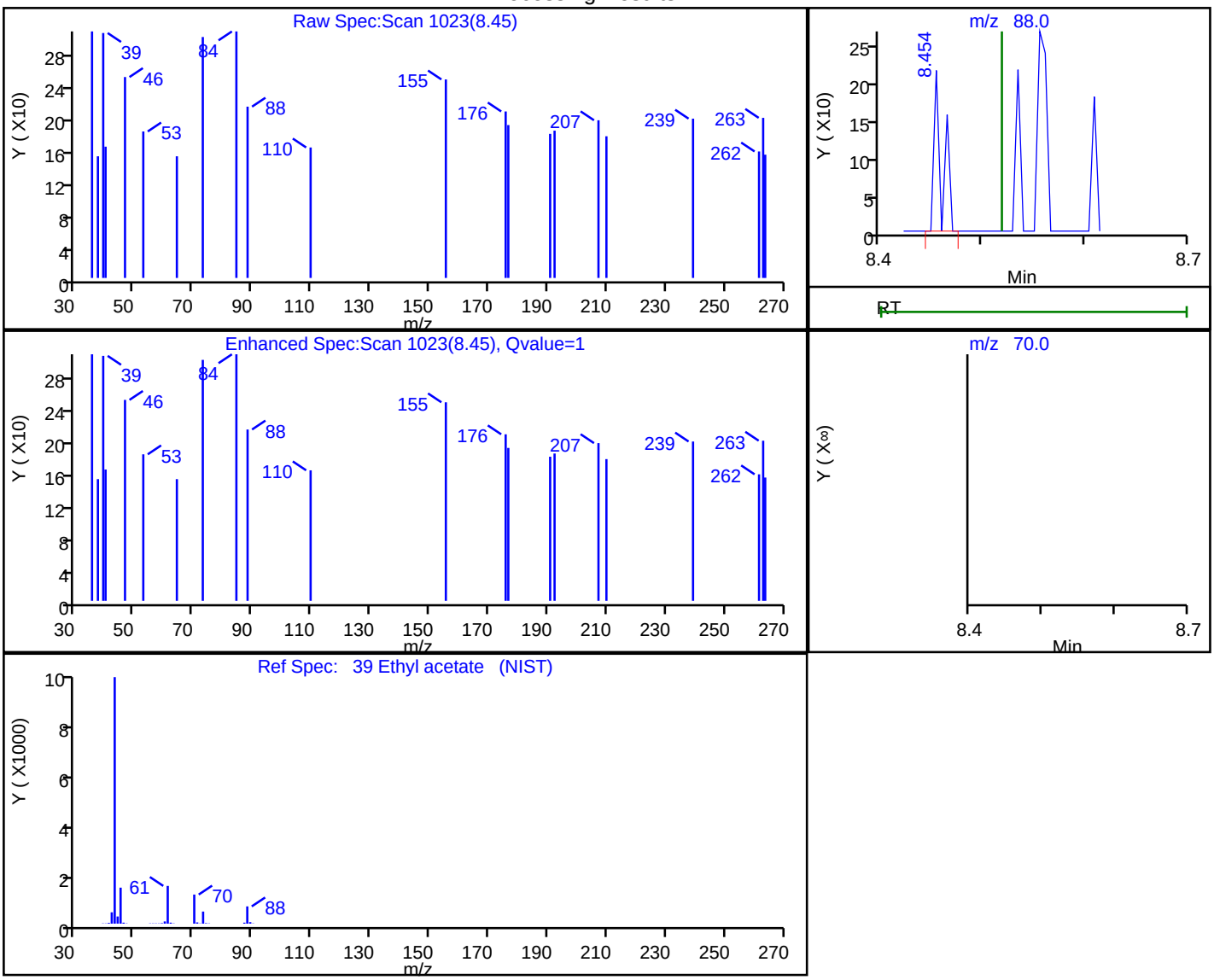

RT	Mass	Response	Amount
8.45	88.00	118	0.316910
8.52	70.00	0	

Reviewer: bunmaa, 26-Oct-2021 08:39:26

Audit Action: Marked Compound Undetected Audit Reason: Invalid Compound ID

Manual Integration/User Assign Peak Report

Eurofins TestAmerica, Burlington

Data File:	\\chromfs\Burlington\ChromData\CHG.i\20211025-48131.b\200-48131-016.D				
Injection Date:	25-Oct-2021 20:48:30	Instrument ID:	CHG.i		
Lims ID:	200-60648-A-11	Lab Sample ID:	200-60648-11		
Client ID:	3432				
Operator ID:	vtp	ALS Bottle#:	15	Worklist Smp#:	16
Purge Vol:	200.000 mL	Dil. Factor:	0.2000		
Method:	TO15_MasterMethod_(v1)_G	Limit Group:	AI_TO15_ICAL		
Column:	RTX-624 (0.32 mm)	Detector	MS SCAN		

47 Benzene, CAS: 71-43-2

Signal: 1

Processing Integration Results

RT: 9.99
Area: 500
Amount: 0.018125
Amount Units: ppb v/v

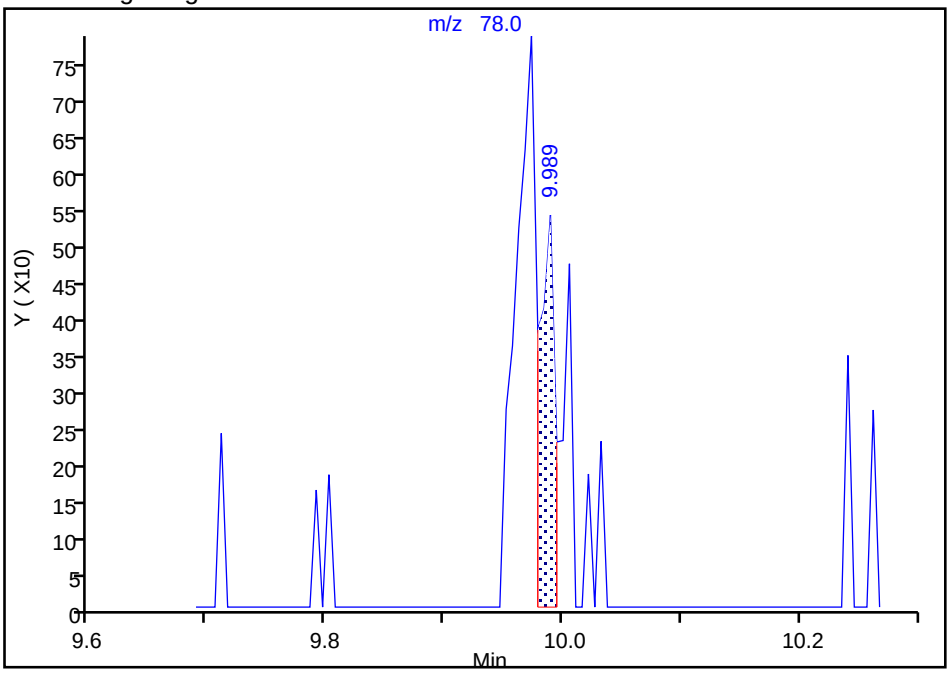

Manual Integration Results

RT: 9.97
Area: 1549
Amount: 0.056150
Amount Units: ppb v/v

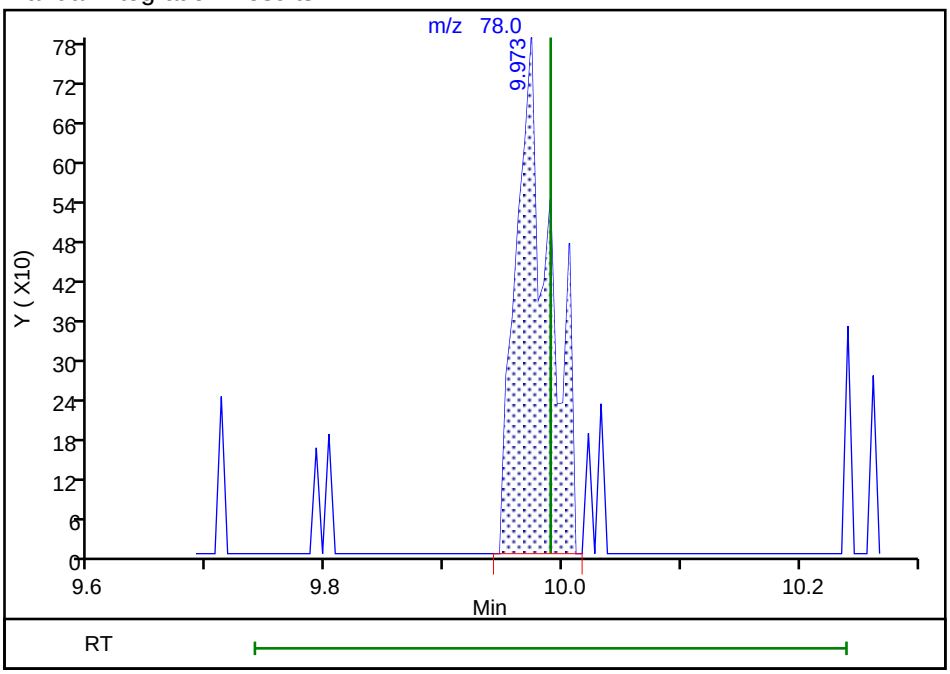

Reviewer: bunmaa, 26-Oct-2021 08:39:43

Audit Action: Manually Integrated Audit Reason: Assign Peak

Manual Integration/User Assign Peak Report

Eurofins TestAmerica, Burlington

Data File:	\\chromfs\Burlington\ChromData\CHG.i\20211025-48131.b\200-48131-016.D				
Injection Date:	25-Oct-2021 20:48:30	Instrument ID:	CHG.i		
Lims ID:	200-60648-A-11	Lab Sample ID:	200-60648-11		
Client ID:	3432				
Operator ID:	vtp	ALS Bottle#:	15	Worklist Smp#:	16
Purge Vol:	200.000 mL	Dil. Factor:	0.2000		
Method:	TO15_MasterMethod_(v1)_G	Limit Group:	AI_TO15_ICAL		
Column:	RTX-624 (0.32 mm)	Detector	MS SCAN		

65 Toluene, CAS: 108-88-3

Signal: 1

Processing Integration Results

RT: 13.87
Area: 320
Amount: 0.014254
Amount Units: ppb v/v

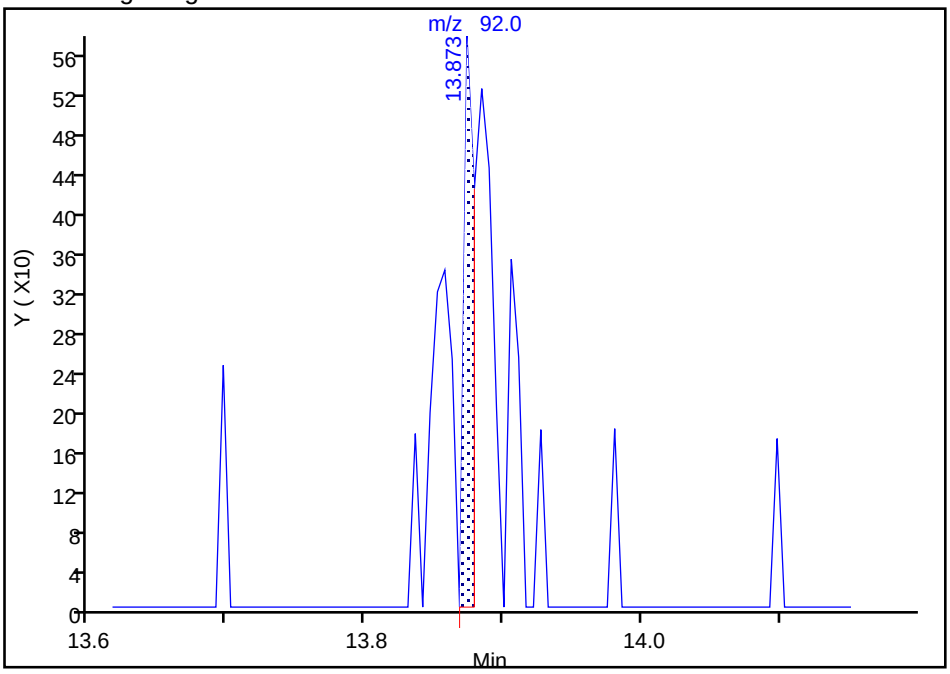

Manual Integration Results

RT: 13.87
Area: 695
Amount: 0.030958
Amount Units: ppb v/v

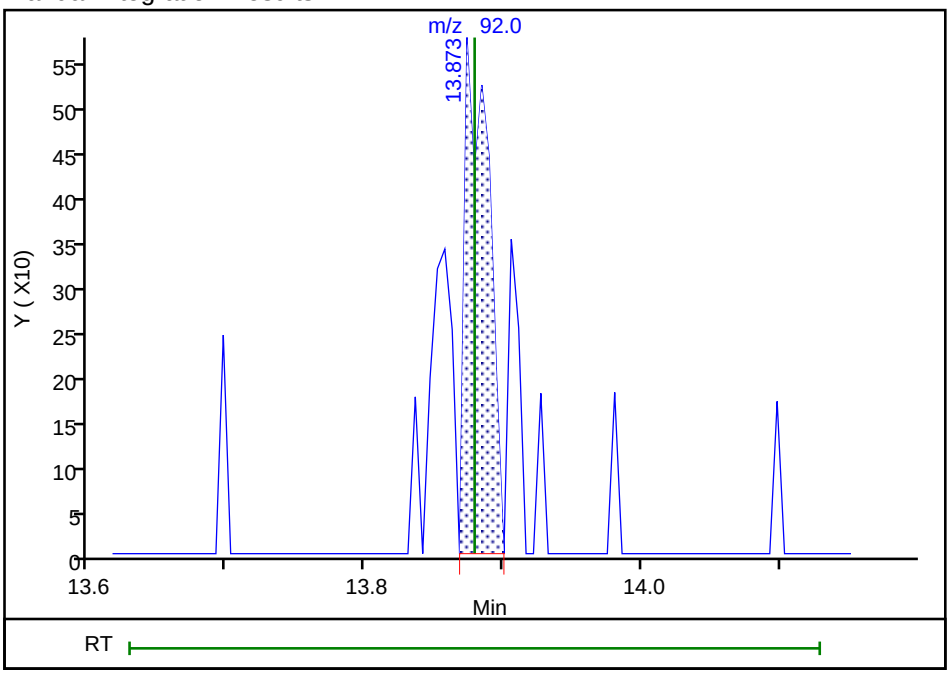

Reviewer: bunmaa, 26-Oct-2021 08:40:25

Audit Action: Manually Integrated Audit Reason: Assign Peak

Manual Integration/User Assign Peak Report

Eurofins TestAmerica, Burlington

Data File:	\\chromfs\Burlington\ChromData\CHG.i\20211025-48131.b\200-48131-016.D				
Injection Date:	25-Oct-2021 20:48:30	Instrument ID:	CHG.i		
Lims ID:	200-60648-A-11	Lab Sample ID:	200-60648-11		
Client ID:	3432				
Operator ID:	vtp	ALS Bottle#:	15	Worklist Smp#:	16
Purge Vol:	200.000 mL	Dil. Factor:	0.2000		
Method:	TO15_MasterMethod_(v1)_G	Limit Group:	AI_TO15_ICAL		
Column:	RTX-624 (0.32 mm)	Detector	MS SCAN		

76 Ethylbenzene, CAS: 100-41-4

Signal: 1

Processing Integration Results

RT: 17.01
Area: 791
Amount: 0.014744
Amount Units: ppb v/v

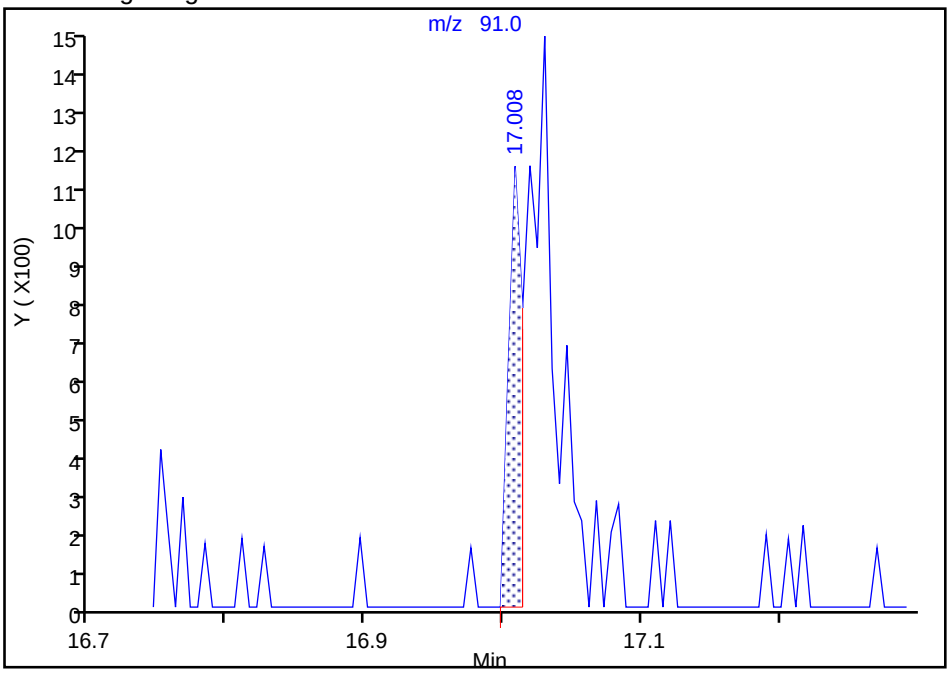

Manual Integration Results

RT: 17.03
Area: 2207
Amount: 0.041137
Amount Units: ppb v/v

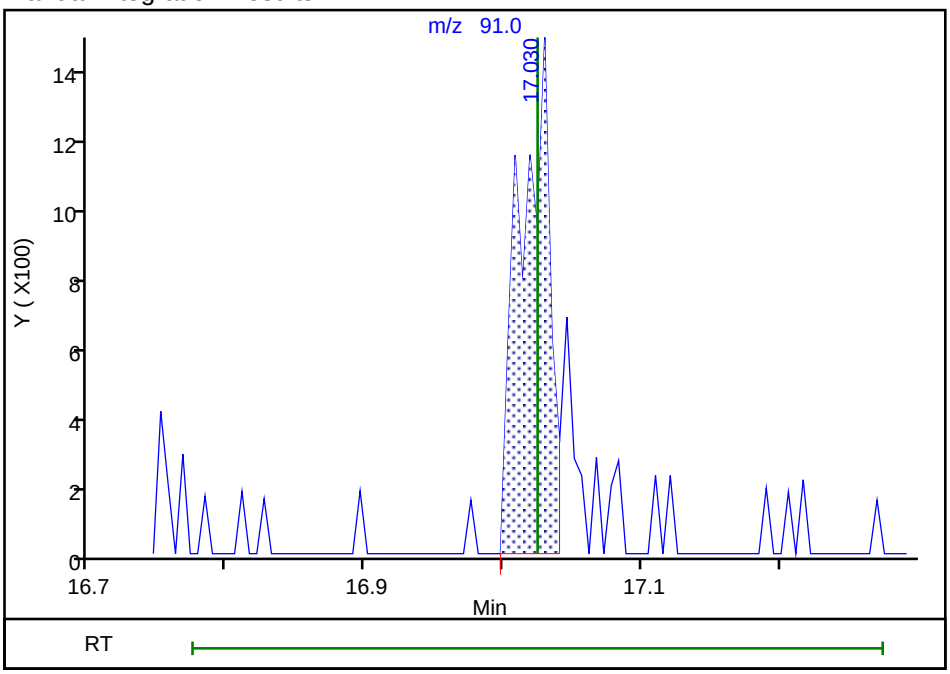

Reviewer: bunmaa, 26-Oct-2021 08:40:50

Audit Action: Manually Integrated Audit Reason: Assign Peak

User Disabled Compound Report

Eurofins TestAmerica, Burlington

Data File:	\\chromfs\Burlington\ChromData\CHG.i\20211025-48131.b\200-48131-016.D				
Injection Date:	25-Oct-2021 20:48:30	Instrument ID:	CHG.i		
Lims ID:	200-60648-A-11	Lab Sample ID:	200-60648-11		
Client ID:	3432				
Operator ID:	vtp	ALS Bottle#:	15	Worklist Smp#:	16
Purge Vol:	200.000 mL	Dil. Factor:	0.2000		
Method:	TO15_MasterMethod_(v1)_G	Limit Group:	AI_TO15_ICAL		
Column:	RTX-624 (0.32 mm)	Detector	MS SCAN		

103 1,2,4-Trichlorobenzene, CAS: 120-82-1

Processing Results

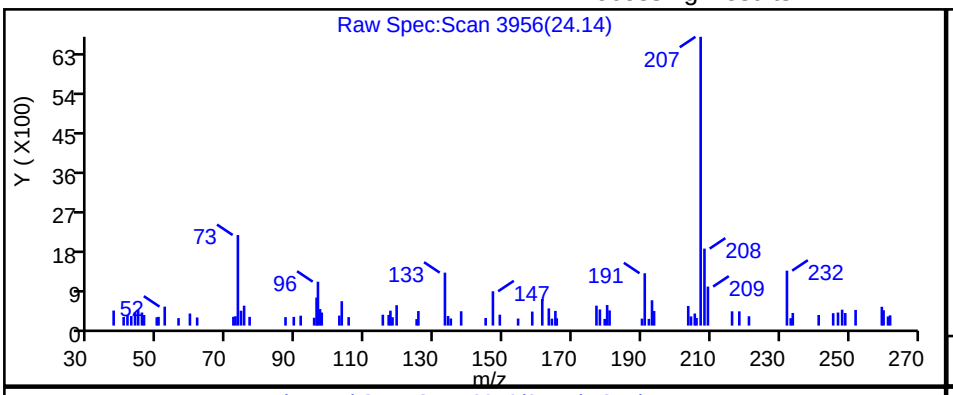

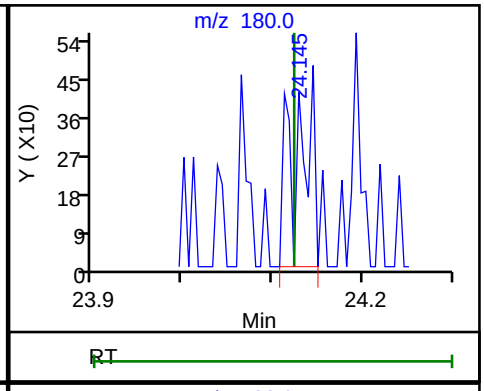

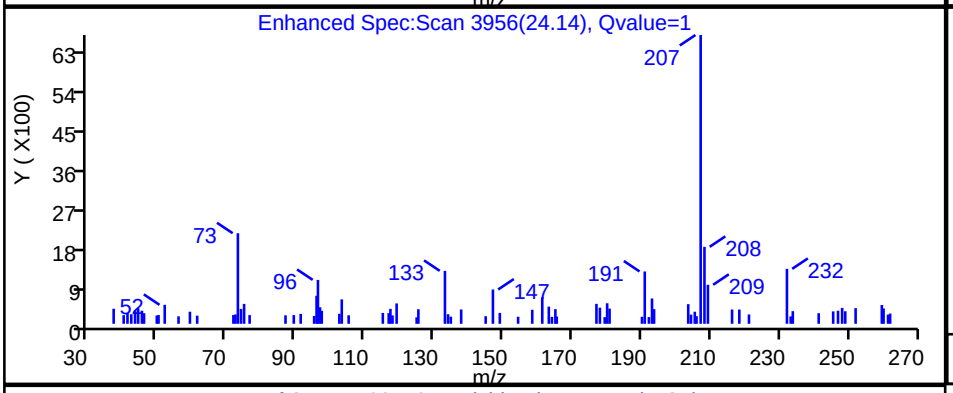

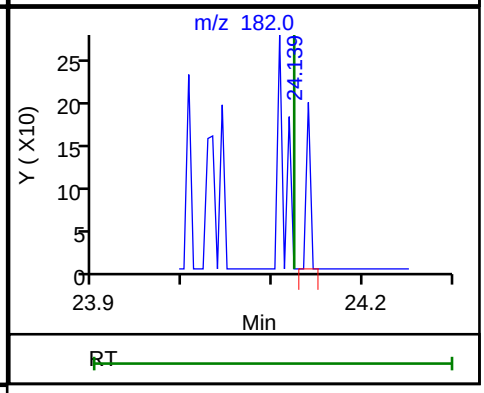

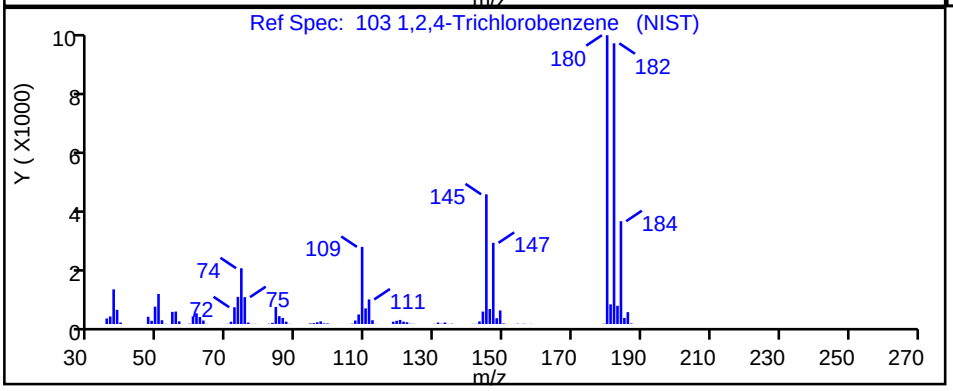

RT	Mass	Response	Amount
24.14	180.00	658	0.023371
24.14	182.00	64	

Reviewer: bunmaa, 26-Oct-2021 08:41:35

Audit Action: Marked Compound Undetected Audit Reason: Invalid Compound ID

Technical Memorandum

21 January 2022

To	Denis Conley [dconley@haleyaldrich.com]	**Tel**	716-205-1942
Copy to	Claire Mondello [cmondello@haleyaldrich.com] Tom Bohlen [thomas.bohlen@gza.com]	**Email**	Kathleen.willy@ghd.com
From	Kathy Willy/cs/301	**Ref. No.**	058507-256042
Subject	Analytical Results and Reduced Validation Quarterly Air Sampling GM Components Holdings (GMCH) Lockport, New York November 2021		

1. Introduction

This document details a reduced validation of analytical results for air samples collected in support of the Quarterly Air Sampling Event at the GM-Lockport site during November 2021. Samples were submitted to Eurofins TestAmerica Laboratory, Inc. located in South Burlington, Vermont. A sample collection and analysis summary is presented in Table 1. The validated analytical results are summarized in Table 2. A summary of the analytical methodology is presented in Table 3.

Standard Level II report deliverables were submitted by the laboratory. The final results and supporting quality assurance/quality control (QA/QC) data were assessed. Evaluation of the data was based on information obtained from the chain of custody form, finished report forms, method blank data, and recovery data from surrogate spikes/laboratory control samples (LCS).

The QA/QC criteria by which these data have been assessed are outlined in the analytical method referenced in Table 3 and applicable guidance from the document entitled:

i) "National Functional Guidelines for Superfund Organic Methods Data Review", EPA-540-R-2016-002, September 2016

This item will subsequently be referred to as the "Guidelines" in this Memorandum.

2. Sample Holding Time and Preservation

The sample holding time criterion for the analysis is summarized in Table 3. The sample chain of custody document and analytical report were used to determine sample holding times. All samples were prepared and analyzed within the required holding times.

All samples were properly received and stored by the laboratory. All canisters were within acceptable canister pressure range, indicating the samples were still under vacuum upon receipt.

3. Laboratory Method Blank Analyses

Method blanks are prepared from a purified matrix and analyzed with investigative samples to determine the existence and magnitude of sample contamination introduced during the analytical procedures.

For this study, laboratory method blanks were analyzed at a minimum frequency of 1 per 20 investigative samples and/or 1 per analytical batch.

All method blank results were non-detect, indicating that laboratory contamination was not a factor for this investigation.

4. Laboratory Control Sample Analyses (LCS)

LCS are prepared and analyzed as samples to assess the analytical efficiencies of the methods employed, independent of sample matrix effects.

For this study, LCS were analyzed at a minimum frequency of 1 per 20 investigative samples and/or 1 per analytical batch.

The LCS contained all compounds of interest. All LCS recoveries were within the laboratory control limits, demonstrating acceptable analytical accuracy.

5. Field QA/QC Samples

Field QA/QC samples were not submitted with the investigative samples for this event.

6. Analyte Reporting

The laboratory reported detected results down to the laboratory's method detection limit (MDL) for each analyte. Positive analyte detections less than the RL but greater than the MDL were qualified as estimated (J) in Table 2 unless qualified otherwise in this memorandum. Non-detect results were presented as non-detect at the RL in Table 2.

7. Conclusion

Based on the assessment detailed in the foregoing, the data summarized in Table 2 are acceptable without qualification.

Regards,

Kathy Willy

Kathy Willy
Digital Intelligence-Data Management-Chemist

Table 1

Sample Collection and Analysis Summary
Quarterly Air Sampling
GM Components Holdings (GMCH)
Lockport, New York
November 2021

Sample Identification	Location	Matrix	Collection Date (mm/dd/yyyy)	Collection Time (hr:min)	Analysis/Parameters VOCs
10-1A-1-112921	10-IA-1	Indoor Air	11/29/2021	16:30	X
10-1A-2-112921	10-IA-2	Indoor Air	11/29/2021	15:33	X
OA-112921	OA	Outdoor Air	11/29/2021	16:35	X

Notes:

VOCs - Volatile Organic Compounds

Table 2

Analytical Results Summary
Quarterly Air Sampling
GM Components Holdings (GMCH)
Lockport, New York
November 2021

Location ID:		**10-IA-1**	**10-IA-2**	**OA**
Sample Name:		**10-1A-1-112921**	**10-1A-2-112921**	**OA-112921**
Sample Date:		**11/29/2021**	**11/29/2021**	**11/29/2021**
Parameters	**Unit**			
Volatile Organic Compounds				
1,1,1-Trichloroethane	µg/m3	1.1 U	1.1 U	1.1 U
1,1,2,2-Tetrachloroethane	µg/m3	1.4 U	1.4 U	1.4 U
1,1,2-Trichloroethane	µg/m3	1.1 U	1.1 U	1.1 U
1,1-Dichloroethane	µg/m3	0.81 U	0.81 U	0.81 U
1,1-Dichloroethene	µg/m3	0.79 U	0.79 U	0.79 U
1,2,4-Trichlorobenzene	µg/m3	3.7 U	3.7 U	3.7 U
1,2,4-Trimethylbenzene	µg/m3	0.98 U	0.40 J	0.98 U
1,2-Dibromoethane (Ethylene dibromide)	µg/m3	1.5 U	1.5 U	1.5 U
1,2-Dichlorobenzene	µg/m3	1.2 U	1.2 U	1.2 U
1,2-Dichloroethane	µg/m3	0.81 U	0.81 U	0.81 U
1,2-Dichloroethene (total)	µg/m3	1.6 U	1.6 U	1.6 U
1,2-Dichloropropane	µg/m3	0.92 U	0.92 U	0.92 U
1,2-Dichlorotetrafluoroethane (CFC 114)	µg/m3	1.4 U	1.4 U	1.4 U
1,3,5-Trimethylbenzene	µg/m3	0.98 U	0.98 U	0.98 U
1,3-Butadiene	µg/m3	0.44 U	0.44 U	0.44 U
1,3-Dichlorobenzene	µg/m3	1.2 U	1.2 U	1.2 U
1,4-Dichlorobenzene	µg/m3	1.2 U	1.2 U	1.2 U
1,4-Dioxane	µg/m3	18 U	18 U	18 U
2,2,4-Trimethylpentane	µg/m3	0.93 U	0.23 J	0.26 J
2-Butanone (Methyl ethyl ketone) (MEK)	µg/m3	1.0 J	2.8	0.67 J
2-Chlorotoluene	µg/m3	1.0 U	1.0 U	1.0 U
2-Hexanone	µg/m3	2.0 U	2.0 U	2.0 U
2-Phenylbutane (sec-Butylbenzene)	µg/m3	1.1 U	1.1 U	1.1 U
4-Ethyl toluene	µg/m3	0.98 U	0.98 U	0.98 U
4-Methyl-2-pentanone (Methyl isobutyl ketone) (MIBK)	µg/m3	2.0 U	2.0 U	2.0 U
Acetone	µg/m3	44	61	9.2 J
Allyl chloride	µg/m3	1.6 U	1.6 U	1.6 U
Benzene	µg/m3	0.67	0.75	0.54 J
Benzyl chloride	µg/m3	1.0 U	1.0 U	1.0 U
Bromodichloromethane	µg/m3	1.3 U	1.3 U	1.3 U
Bromoform	µg/m3	2.1 U	2.1 U	2.1 U
Bromomethane (Methyl bromide)	µg/m3	0.78 U	0.78 U	0.78 U
Butane	µg/m3	8.9	18	5.8

Table 2

Analytical Results Summary
Quarterly Air Sampling
GM Components Holdings (GMCH)
Lockport, New York
November 2021

Location ID:		**10-IA-1**	**10-IA-2**	**OA**
Sample Name:		**10-1A-1-112921**	**10-1A-2-112921**	**OA-112921**
Sample Date:		**11/29/2021**	**11/29/2021**	**11/29/2021**
Parameters	**Unit**			
Volatile Organic Compounds				
Carbon disulfide	µg/m3	1.6 U	3.4	1.6 U
Carbon tetrachloride	µg/m3	0.35 J	0.40 J	0.38 J
Chlorobenzene	µg/m3	0.92 U	0.92 U	0.92 U
Chlorodifluoromethane	µg/m3	1.3 J	1.3 J	1.1 J
Chloroethane	µg/m3	1.3 U	1.3 U	1.3 U
Chloroform (Trichloromethane)	µg/m3	0.98 U	0.23 J	0.35 J
Chloromethane (Methyl chloride)	µg/m3	1.3	1.2	1.1
cis-1,2-Dichloroethene	µg/m3	0.15 J	0.52 J	0.79 U
cis-1,3-Dichloropropene	µg/m3	0.91 U	0.91 U	0.91 U
Cyclohexane	µg/m3	0.25 J	1.5	1.6
Cymene (p-Isopropyltoluene)	µg/m3	0.29 J	0.66 J	1.1 U
Dibromochloromethane	µg/m3	1.7 U	1.7 U	1.7 U
Dichlorodifluoromethane (CFC-12)	µg/m3	2.4 J	2.0 J	2.1 J
Ethylbenzene	µg/m3	2.5	4.3	0.68 J
Hexachlorobutadiene	µg/m3	2.1 U	2.1 U	2.1 U
Hexane	µg/m3	8.5	13	3.2
Isopropyl alcohol	µg/m3	3.6 J	8.8 J	6.1 J
Isopropyl benzene	µg/m3	0.98 U	0.98 U	0.98 U
m&p-Xylenes	µg/m3	11	19	2.1 J
Methyl methacrylate	µg/m3	2.0 U	2.0 U	2.0 U
Methyl tert butyl ether (MTBE)	µg/m3	0.72 U	0.72 U	0.72 U
Methylene chloride	µg/m3	0.63 J	2.7	4.0
N-Butylbenzene	µg/m3	1.1 U	1.1 U	1.1 U
N-Heptane	µg/m3	0.33 J	2.1	2.1
N-Propylbenzene	µg/m3	0.98 U	0.98 U	0.98 U
Naphthalene	µg/m3	2.6 U	1.9 J	2.6 U
o-Xylene	µg/m3	2.9	5.4	0.96
Styrene	µg/m3	0.16 J	0.85 U	0.85 U
tert-Butyl alcohol	µg/m3	15 U	15 U	15 U
tert-Butylbenzene	µg/m3	1.1 U	1.1 U	1.1 U
Tetrachloroethene	µg/m3	6.2	6.4	1.4 U
Tetrahydrofuran	µg/m3	15 U	15 U	15 U

Table 2

Analytical Results Summary
Quarterly Air Sampling
GM Components Holdings (GMCH)
Lockport, New York
November 2021

Location ID:		**10-IA-1**	**10-IA-2**	**OA**
Sample Name:		**10-1A-1-112921**	**10-1A-2-112921**	**OA-112921**
Sample Date:		**11/29/2021**	**11/29/2021**	**11/29/2021**
Parameters	**Unit**			
Volatile Organic Compounds				
Toluene	µg/m3	14	21	6.0
trans-1,2-Dichloroethene	µg/m3	0.79 U	0.79 U	0.79 U
trans-1,3-Dichloropropene	µg/m3	0.91 U	0.91 U	0.91 U
Trichloroethene	µg/m3	0.58 J	0.67 J	1.1 U
Trichlorofluoromethane (CFC-11)	µg/m3	1.1	1.2	1.2
Trifluorotrichloroethane (CFC-113)	µg/m3	1.5 U	1.5 U	1.5 U
Vinyl bromide (Bromoethene)	µg/m3	0.87 U	0.87 U	0.87 U
Vinyl chloride	µg/m3	0.51 U	0.51 U	0.51 U
Xylenes (total)	µg/m3	14	24	3.1

Notes:

J - Estimated concentration

U - Not detected at the associated reporting limit

Table 3

Analytical Methods
Quarterly Air Sampling
GM Components Holdings (GMCH)
Lockport, New York
November 2021

Parameter	Method	Matrix	Preservation	Holding Time Collection to Analysis (Days)
Volatile Organic Compounds (VOCs)	TO-15	Air	None	30

Notes:

Method References:

TO-15 - Compendium of Methods for the Determination of Toxic Organic Compounds in Ambient Air, EPA-625/R-96/010b, January 1999

eurofins | Environment Testing America

ANALYTICAL REPORT

Eurofins Burlington
530 Community Drive
Suite 11
South Burlington, VT 05403
Tel: (802)660-1990

Laboratory Job ID: 200-62381-1
Client Project/Site: 058507, GM-Lockport SSOW 256042

For:
GHD Services Inc.
2055 Niagara Falls Blvd., Suite 3
Niagara Falls, New York 14304

Attn: Kathleen Willy

Authorized for release by:
3/11/2022 7:59:55 AM

Denise Heckler, Project Manager II
(330)966-9477
Denise.Heckler@Eurofinset.com

LINKS

Review your project results through TotalAccess

Have a Question? Ask The Expert

Visit us at: www.eurofinsus.com/Env

The test results in this report meet all 2003 NELAC, 2009 TNI, and 2016 TNI requirements for accredited parameters, exceptions are noted in this report. This report may not be reproduced except in full, and with written approval from the laboratory. For questions please contact the Project Manager at the e-mail address or telephone number listed on this page.

This report has been electronically signed and authorized by the signatory. Electronic signature is intended to be the legally binding equivalent of a traditionally handwritten signature.

Results relate only to the items tested and the sample(s) as received by the laboratory.

Table of Contents

Cover Page 1
Table of Contents 2
Definitions/Glossary 3
Case Narrative 4
Detection Summary 5
Client Sample Results 9
QC Sample Results 24
QC Association Summary 31
Lab Chronicle 32
Certification Summary 34
Method Summary 35
Sample Summary 36
Chain of Custody 37
Receipt Checklists 40
Clean Canister Certification 41
    Pre-Ship Certification 41
    Clean Canister Data 43
Air Canister Dilution 61

Definitions/Glossary

Client: GHD Services Inc.
Project/Site: 058507, GM-Lockport SSOW 256042

Job ID: 200-62381-1

Qualifiers

Air - GC/MS VOA

Qualifier	Qualifier Description
E	Result exceeded calibration range.
J	Result is less than the RL but greater than or equal to the MDL and the concentration is an approximate value.

Glossary

Abbreviation	These commonly used abbreviations may or may not be present in this report.
¤	Listed under the "D" column to designate that the result is reported on a dry weight basis
%R	Percent Recovery
CFL	Contains Free Liquid
CFU	Colony Forming Unit
CNF	Contains No Free Liquid
DER	Duplicate Error Ratio (normalized absolute difference)
Dil Fac	Dilution Factor
DL	Detection Limit (DoD/DOE)
DL, RA, RE, IN	Indicates a Dilution, Re-analysis, Re-extraction, or additional Initial metals/anion analysis of the sample
DLC	Decision Level Concentration (Radiochemistry)
EDL	Estimated Detection Limit (Dioxin)
LOD	Limit of Detection (DoD/DOE)
LOQ	Limit of Quantitation (DoD/DOE)
MCL	EPA recommended "Maximum Contaminant Level"
MDA	Minimum Detectable Activity (Radiochemistry)
MDC	Minimum Detectable Concentration (Radiochemistry)
MDL	Method Detection Limit
ML	Minimum Level (Dioxin)
MPN	Most Probable Number
MQL	Method Quantitation Limit
NC	Not Calculated
ND	Not Detected at the reporting limit (or MDL or EDL if shown)
NEG	Negative / Absent
POS	Positive / Present
PQL	Practical Quantitation Limit
PRES	Presumptive
QC	Quality Control
RER	Relative Error Ratio (Radiochemistry)
RL	Reporting Limit or Requested Limit (Radiochemistry)
RPD	Relative Percent Difference, a measure of the relative difference between two points
TEF	Toxicity Equivalent Factor (Dioxin)
TEQ	Toxicity Equivalent Quotient (Dioxin)
TNTC	Too Numerous To Count

Job ID: 200-62381-1

Laboratory: Eurofins Burlington

Narrative

Job Narrative
200-62381-1

Comments
No additional comments.

Receipt
The samples were received on 3/4/2022 10:40 AM. Unless otherwise noted below, the samples arrived in good condition.

Receipt Exceptions
During the canister pressure check performed upon receipt, it was observed that the following samples were received at an elevated residual vacuum level: 10-IA-2-2022 (200-62381-3) and 7A-IA-2-2022 (200-62381-7). The associated flow controller was evaluated upon receipt and was found to be within the acceptable flow range as compared to the original set flow rate.

Air Toxics
No analytical or quality issues were noted, other than those described in the Definitions/Glossary page.

Detection Summary

Client: GHD Services Inc.
Project/Site: 058507, GM-Lockport SSOW 256042

Job ID: 200-62381-1

Client Sample ID: OA-1-2022 — Lab Sample ID: 200-62381-1

Analyte	Result	Qualifier	RL	MDL	Unit	Dil Fac	D	Method	Prep Type
Dichlorodifluoromethane	2.4	J	2.5	0.54	ug/m3	1		TO-15	Total/NA
Freon 22	1.1	J	1.8	0.39	ug/m3	1		TO-15	Total/NA
Chloromethane	1.4		1.0	0.25	ug/m3	1		TO-15	Total/NA
n-Butane	2.3		1.2	0.45	ug/m3	1		TO-15	Total/NA
Trichlorofluoromethane	1.1		1.1	0.29	ug/m3	1		TO-15	Total/NA
Acetone	9.5	J	12	4.8	ug/m3	1		TO-15	Total/NA
Isopropyl alcohol	32		12	2.4	ug/m3	1		TO-15	Total/NA
Methylene Chloride	0.90	J	1.7	0.59	ug/m3	1		TO-15	Total/NA
Methyl Ethyl Ketone	1.4	J	1.5	0.50	ug/m3	1		TO-15	Total/NA
Carbon tetrachloride	0.33	J	1.3	0.20	ug/m3	1		TO-15	Total/NA
Benzene	0.45	J	0.64	0.24	ug/m3	1		TO-15	Total/NA
n-Heptane	0.30	J	0.82	0.24	ug/m3	1		TO-15	Total/NA
Toluene	0.96		0.75	0.35	ug/m3	1		TO-15	Total/NA

Client Sample ID: 10-IA-1-2022 — Lab Sample ID: 200-62381-2

Analyte	Result	Qualifier	RL	MDL	Unit	Dil Fac	D	Method	Prep Type
Dichlorodifluoromethane	2.4	J	2.5	0.54	ug/m3	1		TO-15	Total/NA
Freon 22	1.3	J	1.8	0.39	ug/m3	1		TO-15	Total/NA
Chloromethane	1.3		1.0	0.25	ug/m3	1		TO-15	Total/NA
n-Butane	4.2		1.2	0.45	ug/m3	1		TO-15	Total/NA
Vinyl chloride	0.082	J	0.51	0.072	ug/m3	1		TO-15	Total/NA
1,3-Butadiene	0.49		0.44	0.084	ug/m3	1		TO-15	Total/NA
Trichlorofluoromethane	1.1		1.1	0.29	ug/m3	1		TO-15	Total/NA
Freon TF	0.42	J	1.5	0.42	ug/m3	1		TO-15	Total/NA
Acetone	210	E	12	4.8	ug/m3	1		TO-15	Total/NA
Isopropyl alcohol	7.7	J	12	2.4	ug/m3	1		TO-15	Total/NA
Methylene Chloride	1.1	J	1.7	0.59	ug/m3	1		TO-15	Total/NA
n-Hexane	110		1.8	0.81	ug/m3	1		TO-15	Total/NA
Methyl Ethyl Ketone	0.89	J	1.5	0.50	ug/m3	1		TO-15	Total/NA
cis-1,2-Dichloroethene	0.59	J	0.79	0.13	ug/m3	1		TO-15	Total/NA
Cyclohexane	0.59	J	0.69	0.12	ug/m3	1		TO-15	Total/NA
Carbon tetrachloride	0.32	J	1.3	0.20	ug/m3	1		TO-15	Total/NA
Benzene	1.3		0.64	0.24	ug/m3	1		TO-15	Total/NA
n-Heptane	0.61	J	0.82	0.24	ug/m3	1		TO-15	Total/NA
Trichloroethene	0.83	J	1.1	0.13	ug/m3	1		TO-15	Total/NA
Toluene	120		0.75	0.35	ug/m3	1		TO-15	Total/NA
Tetrachloroethene	6.9		1.4	0.18	ug/m3	1		TO-15	Total/NA
m,p-Xylene	0.84	J	2.2	0.74	ug/m3	1		TO-15	Total/NA
Styrene	0.34	J	0.85	0.14	ug/m3	1		TO-15	Total/NA
Dichlorodifluoromethane - DL	2.3	J	9.9	2.2	ug/m3	4		TO-15	Total/NA
Acetone - DL	130		48	19	ug/m3	4		TO-15	Total/NA
n-Hexane - DL	76		7.0	3.2	ug/m3	4		TO-15	Total/NA
Toluene - DL	83		3.0	1.4	ug/m3	4		TO-15	Total/NA
Tetrachloroethene - DL	7.8		5.4	0.73	ug/m3	4		TO-15	Total/NA

Client Sample ID: 10-IA-2-2022 — Lab Sample ID: 200-62381-3

Analyte	Result	Qualifier	RL	MDL	Unit	Dil Fac	D	Method	Prep Type
Dichlorodifluoromethane	2.7		2.5	0.54	ug/m3	1		TO-15	Total/NA
Freon 22	1.4	J	1.8	0.39	ug/m3	1		TO-15	Total/NA
Chloromethane	1.5		1.0	0.25	ug/m3	1		TO-15	Total/NA

This Detection Summary does not include radiochemical test results.

Eurofins Burlington

Client Sample ID: 10-IA-2-2022 (Continued) — Lab Sample ID: 200-62381-3

Analyte	Result	Qualifier	RL	MDL	Unit	Dil Fac	D	Method	Prep Type
n-Butane	4.5		1.2	0.45	ug/m3	1		TO-15	Total/NA
Vinyl chloride	0.079	J	0.51	0.072	ug/m3	1		TO-15	Total/NA
1,3-Butadiene	0.53		0.44	0.084	ug/m3	1		TO-15	Total/NA
Trichlorofluoromethane	1.2		1.1	0.29	ug/m3	1		TO-15	Total/NA
Freon TF	0.43	J	1.5	0.42	ug/m3	1		TO-15	Total/NA
Acetone	660	E	12	4.8	ug/m3	1		TO-15	Total/NA
Isopropyl alcohol	8.8	J	12	2.4	ug/m3	1		TO-15	Total/NA
Methylene Chloride	0.71	J	1.7	0.59	ug/m3	1		TO-15	Total/NA
n-Hexane	350	E	1.8	0.81	ug/m3	1		TO-15	Total/NA
Methyl Ethyl Ketone	1.0	J	1.5	0.50	ug/m3	1		TO-15	Total/NA
cis-1,2-Dichloroethene	0.60	J	0.79	0.13	ug/m3	1		TO-15	Total/NA
Cyclohexane	1.5		0.69	0.12	ug/m3	1		TO-15	Total/NA
Carbon tetrachloride	0.38	J	1.3	0.20	ug/m3	1		TO-15	Total/NA
Benzene	1.8		0.64	0.24	ug/m3	1		TO-15	Total/NA
n-Heptane	1.1		0.82	0.24	ug/m3	1		TO-15	Total/NA
Trichloroethene	0.77	J	1.1	0.13	ug/m3	1		TO-15	Total/NA
Toluene	390	E	0.75	0.35	ug/m3	1		TO-15	Total/NA
Tetrachloroethene	7.0		1.4	0.18	ug/m3	1		TO-15	Total/NA
Chlorobenzene	0.25	J	0.92	0.20	ug/m3	1		TO-15	Total/NA
Ethylbenzene	0.47	J	0.87	0.43	ug/m3	1		TO-15	Total/NA
m,p-Xylene	0.89	J	2.2	0.74	ug/m3	1		TO-15	Total/NA
Styrene	0.53	J	0.85	0.14	ug/m3	1		TO-15	Total/NA
4-Isopropyltoluene	0.40	J	1.1	0.21	ug/m3	1		TO-15	Total/NA
Acetone - DL	310		180	73	ug/m3	15.4		TO-15	Total/NA
n-Hexane - DL	200		27	12	ug/m3	15.4		TO-15	Total/NA
Toluene - DL	210		12	5.4	ug/m3	15.4		TO-15	Total/NA

Client Sample ID: 8-IA-1-2022 — Lab Sample ID: 200-62381-4

Analyte	Result	Qualifier	RL	MDL	Unit	Dil Fac	D	Method	Prep Type
Dichlorodifluoromethane	2.5		2.5	0.54	ug/m3	1		TO-15	Total/NA
Freon 22	2.5		1.8	0.39	ug/m3	1		TO-15	Total/NA
Chloromethane	1.2		1.0	0.25	ug/m3	1		TO-15	Total/NA
n-Butane	7.6		1.2	0.45	ug/m3	1		TO-15	Total/NA
Vinyl chloride	0.072	J	0.51	0.072	ug/m3	1		TO-15	Total/NA
Trichlorofluoromethane	1.4		1.1	0.29	ug/m3	1		TO-15	Total/NA
Freon TF	0.61	J	1.5	0.42	ug/m3	1		TO-15	Total/NA
Acetone	18		12	4.8	ug/m3	1		TO-15	Total/NA
Methylene Chloride	1.2	J	1.7	0.59	ug/m3	1		TO-15	Total/NA
n-Hexane	4.8		1.8	0.81	ug/m3	1		TO-15	Total/NA
Methyl Ethyl Ketone	0.93	J	1.5	0.50	ug/m3	1		TO-15	Total/NA
cis-1,2-Dichloroethene	0.55	J	0.79	0.13	ug/m3	1		TO-15	Total/NA
Cyclohexane	0.16	J	0.69	0.12	ug/m3	1		TO-15	Total/NA
Carbon tetrachloride	0.33	J	1.3	0.20	ug/m3	1		TO-15	Total/NA
2,2,4-Trimethylpentane	0.20	J	0.93	0.16	ug/m3	1		TO-15	Total/NA
Benzene	0.54	J	0.64	0.24	ug/m3	1		TO-15	Total/NA
n-Heptane	0.30	J	0.82	0.24	ug/m3	1		TO-15	Total/NA
Trichloroethene	2.0		1.1	0.13	ug/m3	1		TO-15	Total/NA
Toluene	8.0		0.75	0.35	ug/m3	1		TO-15	Total/NA
Tetrachloroethene	0.21	J	1.4	0.18	ug/m3	1		TO-15	Total/NA
Ethylbenzene	0.44	J	0.87	0.43	ug/m3	1		TO-15	Total/NA

This Detection Summary does not include radiochemical test results.

Detection Summary

Client: GHD Services Inc.
Project/Site: 058507, GM-Lockport SSOW 256042

Job ID: 200-62381-1

Client Sample ID: 8-IA-1-2022 (Continued) — Lab Sample ID: 200-62381-4

Analyte	Result	Qualifier	RL	MDL	Unit	Dil Fac	D	Method	Prep Type
m,p-Xylene	1.5	J	2.2	0.74	ug/m3	1		TO-15	Total/NA
Xylene, o-	0.41	J	0.87	0.41	ug/m3	1		TO-15	Total/NA
Xylene (total)	1.9	J	3.0	1.1	ug/m3	1		TO-15	Total/NA

Client Sample ID: 8-IA-2-2022 — Lab Sample ID: 200-62381-5

Analyte	Result	Qualifier	RL	MDL	Unit	Dil Fac	D	Method	Prep Type
Dichlorodifluoromethane	2.6		2.5	0.54	ug/m3	1		TO-15	Total/NA
Freon 22	1.8		1.8	0.39	ug/m3	1		TO-15	Total/NA
Chloromethane	1.3		1.0	0.25	ug/m3	1		TO-15	Total/NA
n-Butane	7.7		1.2	0.45	ug/m3	1		TO-15	Total/NA
Trichlorofluoromethane	1.4		1.1	0.29	ug/m3	1		TO-15	Total/NA
Acetone	20		12	4.8	ug/m3	1		TO-15	Total/NA
Isopropyl alcohol	2.8	J	12	2.4	ug/m3	1		TO-15	Total/NA
Methylene Chloride	12		1.7	0.59	ug/m3	1		TO-15	Total/NA
n-Hexane	6.2		1.8	0.81	ug/m3	1		TO-15	Total/NA
Methyl Ethyl Ketone	1.1	J	1.5	0.50	ug/m3	1		TO-15	Total/NA
cis-1,2-Dichloroethene	0.37	J	0.79	0.13	ug/m3	1		TO-15	Total/NA
Cyclohexane	0.34	J	0.69	0.12	ug/m3	1		TO-15	Total/NA
Carbon tetrachloride	0.36	J	1.3	0.20	ug/m3	1		TO-15	Total/NA
2,2,4-Trimethylpentane	0.24	J	0.93	0.16	ug/m3	1		TO-15	Total/NA
Benzene	0.58	J	0.64	0.24	ug/m3	1		TO-15	Total/NA
n-Heptane	1.0		0.82	0.24	ug/m3	1		TO-15	Total/NA
Trichloroethene	1.8		1.1	0.13	ug/m3	1		TO-15	Total/NA
Toluene	8.2		0.75	0.35	ug/m3	1		TO-15	Total/NA
Tetrachloroethene	0.18	J	1.4	0.18	ug/m3	1		TO-15	Total/NA
Ethylbenzene	0.49	J	0.87	0.43	ug/m3	1		TO-15	Total/NA
m,p-Xylene	1.8	J	2.2	0.74	ug/m3	1		TO-15	Total/NA
Xylene, o-	0.53	J	0.87	0.41	ug/m3	1		TO-15	Total/NA
Xylene (total)	2.3	J	3.0	1.1	ug/m3	1		TO-15	Total/NA

Client Sample ID: 7A-IA-1-2022 — Lab Sample ID: 200-62381-6

Analyte	Result	Qualifier	RL	MDL	Unit	Dil Fac	D	Method	Prep Type
Dichlorodifluoromethane	2.5		2.5	0.54	ug/m3	1		TO-15	Total/NA
Freon 22	1.5	J	1.8	0.39	ug/m3	1		TO-15	Total/NA
Chloromethane	1.3		1.0	0.25	ug/m3	1		TO-15	Total/NA
n-Butane	1.9		1.2	0.45	ug/m3	1		TO-15	Total/NA
Trichlorofluoromethane	1.1		1.1	0.29	ug/m3	1		TO-15	Total/NA
Acetone	7.0	J	12	4.8	ug/m3	1		TO-15	Total/NA
Methylene Chloride	0.99	J	1.7	0.59	ug/m3	1		TO-15	Total/NA

Client Sample ID: 7A-IA-2-2022 — Lab Sample ID: 200-62381-7

Analyte	Result	Qualifier	RL	MDL	Unit	Dil Fac	D	Method	Prep Type
Dichlorodifluoromethane	2.5		2.5	0.54	ug/m3	1		TO-15	Total/NA
Freon 22	5.7		1.8	0.39	ug/m3	1		TO-15	Total/NA
Chloromethane	1.3		1.0	0.25	ug/m3	1		TO-15	Total/NA
n-Butane	15		1.2	0.45	ug/m3	1		TO-15	Total/NA
Trichlorofluoromethane	1.2		1.1	0.29	ug/m3	1		TO-15	Total/NA
Acetone	13		12	4.8	ug/m3	1		TO-15	Total/NA
Isopropyl alcohol	11	J	12	2.4	ug/m3	1		TO-15	Total/NA

This Detection Summary does not include radiochemical test results.

Detection Summary

Client: GHD Services Inc.
Project/Site: 058507, GM-Lockport SSOW 256042

Job ID: 200-62381-1

Client Sample ID: 7A-IA-2-2022 (Continued)

Lab Sample ID: 200-62381-7

Analyte	Result	Qualifier	RL	MDL	Unit	Dil Fac	D	Method	Prep Type
Methylene Chloride	0.73	J	1.7	0.59	ug/m3	1		TO-15	Total/NA
Methyl Ethyl Ketone	0.64	J	1.5	0.50	ug/m3	1		TO-15	Total/NA
Chloroform	0.29	J	0.98	0.22	ug/m3	1		TO-15	Total/NA
Carbon tetrachloride	0.49	J	1.3	0.20	ug/m3	1		TO-15	Total/NA
Benzene	0.45	J	0.64	0.24	ug/m3	1		TO-15	Total/NA
Trichloroethene	0.16	J	1.1	0.13	ug/m3	1		TO-15	Total/NA
Toluene	0.83		0.75	0.35	ug/m3	1		TO-15	Total/NA
Tetrachloroethene	0.42	J	1.4	0.18	ug/m3	1		TO-15	Total/NA
Naphthalene	0.95	J	2.6	0.89	ug/m3	1		TO-15	Total/NA

This Detection Summary does not include radiochemical test results.

Client Sample Results

Client: GHD Services Inc.
Project/Site: 058507, GM-Lockport SSOW 256042

Job ID: 200-62381-1

Client Sample ID: OA-1-2022

Lab Sample ID: 200-62381-1

Date Collected: 03/01/22 15:07
Matrix: Air
Date Received: 03/04/22 10:40
Sample Container: Summa Canister 6L

Method: TO-15 - Volatile Organic Compounds in Ambient Air

Analyte	Result	Qualifier	RL	MDL	Unit	D	Prepared	Analyzed	Dil Fac
Dichlorodifluoromethane	**2.4**	**J**	2.5	0.54	ug/m3			03/07/22 12:41	1
Freon 22	**1.1**	**J**	1.8	0.39	ug/m3			03/07/22 12:41	1
1,2-Dichlorotetrafluoroethane	ND		1.4	0.38	ug/m3			03/07/22 12:41	1
Chloromethane	**1.4**		1.0	0.25	ug/m3			03/07/22 12:41	1
n-Butane	**2.3**		1.2	0.45	ug/m3			03/07/22 12:41	1
Vinyl chloride	ND		0.51	0.072	ug/m3			03/07/22 12:41	1
1,3-Butadiene	ND		0.44	0.084	ug/m3			03/07/22 12:41	1
Bromomethane	ND		0.78	0.20	ug/m3			03/07/22 12:41	1
Chloroethane	ND		1.3	0.66	ug/m3			03/07/22 12:41	1
Bromoethene(Vinyl Bromide)	ND		0.87	0.37	ug/m3			03/07/22 12:41	1
Trichlorofluoromethane	**1.1**		1.1	0.29	ug/m3			03/07/22 12:41	1
Freon TF	ND		1.5	0.42	ug/m3			03/07/22 12:41	1
1,1-Dichloroethene	ND		0.79	0.11	ug/m3			03/07/22 12:41	1
Acetone	**9.5**	**J**	12	4.8	ug/m3			03/07/22 12:41	1
Isopropyl alcohol	**32**		12	2.4	ug/m3			03/07/22 12:41	1
Carbon disulfide	ND		1.6	0.40	ug/m3			03/07/22 12:41	1
3-Chloropropene	ND		1.6	0.34	ug/m3			03/07/22 12:41	1
Methylene Chloride	**0.90**	**J**	1.7	0.59	ug/m3			03/07/22 12:41	1
tert-Butyl alcohol	ND		15	3.6	ug/m3			03/07/22 12:41	1
Methyl tert-butyl ether	ND		0.72	0.29	ug/m3			03/07/22 12:41	1
trans-1,2-Dichloroethene	ND		0.79	0.35	ug/m3			03/07/22 12:41	1
n-Hexane	ND		1.8	0.81	ug/m3			03/07/22 12:41	1
1,1-Dichloroethane	ND		0.81	0.12	ug/m3			03/07/22 12:41	1
Methyl Ethyl Ketone	**1.4**	**J**	1.5	0.50	ug/m3			03/07/22 12:41	1
cis-1,2-Dichloroethene	ND		0.79	0.13	ug/m3			03/07/22 12:41	1
1,2-Dichloroethene, Total	ND		1.6	0.71	ug/m3			03/07/22 12:41	1
Chloroform	ND		0.98	0.22	ug/m3			03/07/22 12:41	1
Tetrahydrofuran	ND		15	3.5	ug/m3			03/07/22 12:41	1
1,1,1-Trichloroethane	ND		1.1	0.21	ug/m3			03/07/22 12:41	1
Cyclohexane	ND		0.69	0.12	ug/m3			03/07/22 12:41	1
Carbon tetrachloride	**0.33**	**J**	1.3	0.20	ug/m3			03/07/22 12:41	1
2,2,4-Trimethylpentane	ND		0.93	0.16	ug/m3			03/07/22 12:41	1
Benzene	**0.45**	**J**	0.64	0.24	ug/m3			03/07/22 12:41	1
1,2-Dichloroethane	ND		0.81	0.61	ug/m3			03/07/22 12:41	1
n-Heptane	**0.30**	**J**	0.82	0.24	ug/m3			03/07/22 12:41	1
Trichloroethene	ND		1.1	0.13	ug/m3			03/07/22 12:41	1
Methyl methacrylate	ND		2.0	0.66	ug/m3			03/07/22 12:41	1
1,2-Dichloropropane	ND		0.92	0.40	ug/m3			03/07/22 12:41	1
1,4-Dioxane	ND		18	6.1	ug/m3			03/07/22 12:41	1
Bromodichloromethane	ND		1.3	0.27	ug/m3			03/07/22 12:41	1
cis-1,3-Dichloropropene	ND		0.91	0.091	ug/m3			03/07/22 12:41	1
methyl isobutyl ketone	ND		2.0	0.78	ug/m3			03/07/22 12:41	1
Toluene	**0.96**		0.75	0.35	ug/m3			03/07/22 12:41	1
trans-1,3-Dichloropropene	ND		0.91	0.40	ug/m3			03/07/22 12:41	1
1,1,2-Trichloroethane	ND		1.1	0.19	ug/m3			03/07/22 12:41	1
Tetrachloroethene	ND		1.4	0.18	ug/m3			03/07/22 12:41	1
Methyl Butyl Ketone (2-Hexanone)	ND		2.0	0.82	ug/m3			03/07/22 12:41	1
Dibromochloromethane	ND		1.7	0.26	ug/m3			03/07/22 12:41	1

Client Sample Results

Client: GHD Services Inc.
Project/Site: 058507, GM-Lockport SSOW 256042

Job ID: 200-62381-1

Client Sample ID: OA-1-2022

Lab Sample ID: 200-62381-1

Date Collected: 03/01/22 15:07
Matrix: Air
Date Received: 03/04/22 10:40
Sample Container: Summa Canister 6L

Method: TO-15 - Volatile Organic Compounds in Ambient Air (Continued)

Analyte	Result	Qualifier	RL	MDL	Unit	D	Prepared	Analyzed	Dil Fac
1,2-Dibromoethane	ND		1.5	0.35	ug/m3			03/07/22 12:41	1
Chlorobenzene	ND		0.92	0.20	ug/m3			03/07/22 12:41	1
Ethylbenzene	ND		0.87	0.43	ug/m3			03/07/22 12:41	1
m,p-Xylene	ND		2.2	0.74	ug/m3			03/07/22 12:41	1
Xylene, o-	ND		0.87	0.41	ug/m3			03/07/22 12:41	1
Xylene (total)	ND		3.0	1.1	ug/m3			03/07/22 12:41	1
Styrene	ND		0.85	0.14	ug/m3			03/07/22 12:41	1
Bromoform	ND		2.1	0.60	ug/m3			03/07/22 12:41	1
Cumene	ND		0.98	0.18	ug/m3			03/07/22 12:41	1
1,1,2,2-Tetrachloroethane	ND		1.4	0.30	ug/m3			03/07/22 12:41	1
n-Propylbenzene	ND		0.98	0.23	ug/m3			03/07/22 12:41	1
4-Ethyltoluene	ND		0.98	0.25	ug/m3			03/07/22 12:41	1
1,3,5-Trimethylbenzene	ND		0.98	0.22	ug/m3			03/07/22 12:41	1
2-Chlorotoluene	ND		1.0	0.25	ug/m3			03/07/22 12:41	1
tert-Butylbenzene	ND		1.1	0.20	ug/m3			03/07/22 12:41	1
1,2,4-Trimethylbenzene	ND		0.98	0.23	ug/m3			03/07/22 12:41	1
sec-Butylbenzene	ND		1.1	0.21	ug/m3			03/07/22 12:41	1
4-Isopropyltoluene	ND		1.1	0.21	ug/m3			03/07/22 12:41	1
1,3-Dichlorobenzene	ND		1.2	0.54	ug/m3			03/07/22 12:41	1
1,4-Dichlorobenzene	ND		1.2	0.57	ug/m3			03/07/22 12:41	1
Benzyl chloride	ND		1.0	0.38	ug/m3			03/07/22 12:41	1
n-Butylbenzene	ND		1.1	0.30	ug/m3			03/07/22 12:41	1
1,2-Dichlorobenzene	ND		1.2	0.42	ug/m3			03/07/22 12:41	1
1,2,4-Trichlorobenzene	ND		3.7	1.4	ug/m3			03/07/22 12:41	1
Hexachlorobutadiene	ND		2.1	0.33	ug/m3			03/07/22 12:41	1
Naphthalene	ND		2.6	0.89	ug/m3			03/07/22 12:41	1

Client Sample ID: 10-IA-1-2022

Lab Sample ID: 200-62381-2

Date Collected: 03/01/22 15:11
Matrix: Air
Date Received: 03/04/22 10:40
Sample Container: Summa Canister 6L

Method: TO-15 - Volatile Organic Compounds in Ambient Air

Analyte	Result	Qualifier	RL	MDL	Unit	D	Prepared	Analyzed	Dil Fac
Dichlorodifluoromethane	**2.4**	**J**	2.5	0.54	ug/m3			03/07/22 13:35	1
Freon 22	**1.3**	**J**	1.8	0.39	ug/m3			03/07/22 13:35	1
1,2-Dichlorotetrafluoroethane	ND		1.4	0.38	ug/m3			03/07/22 13:35	1
Chloromethane	**1.3**		1.0	0.25	ug/m3			03/07/22 13:35	1
n-Butane	**4.2**		1.2	0.45	ug/m3			03/07/22 13:35	1
Vinyl chloride	**0.082**	**J**	0.51	0.072	ug/m3			03/07/22 13:35	1
1,3-Butadiene	**0.49**		0.44	0.084	ug/m3			03/07/22 13:35	1
Bromomethane	ND		0.78	0.20	ug/m3			03/07/22 13:35	1
Chloroethane	ND		1.3	0.66	ug/m3			03/07/22 13:35	1
Bromoethene(Vinyl Bromide)	ND		0.87	0.37	ug/m3			03/07/22 13:35	1
Trichlorofluoromethane	**1.1**		1.1	0.29	ug/m3			03/07/22 13:35	1
Freon TF	**0.42**	**J**	1.5	0.42	ug/m3			03/07/22 13:35	1
1,1-Dichloroethene	ND		0.79	0.11	ug/m3			03/07/22 13:35	1
Acetone	**210**	**E**	12	4.8	ug/m3			03/07/22 13:35	1
Isopropyl alcohol	**7.7**	**J**	12	2.4	ug/m3			03/07/22 13:35	1

Client Sample ID: 10-IA-1-2022

Lab Sample ID: 200-62381-2

Date Collected: 03/01/22 15:11
Matrix: Air
Date Received: 03/04/22 10:40
Sample Container: Summa Canister 6L

Method: TO-15 - Volatile Organic Compounds in Ambient Air (Continued)

Analyte	Result	Qualifier	RL	MDL	Unit	D	Prepared	Analyzed	Dil Fac
Carbon disulfide	ND		1.6	0.40	ug/m3			03/07/22 13:35	1
3-Chloropropene	ND		1.6	0.34	ug/m3			03/07/22 13:35	1
Methylene Chloride	**1.1**	**J**	1.7	0.59	ug/m3			03/07/22 13:35	1
tert-Butyl alcohol	ND		15	3.6	ug/m3			03/07/22 13:35	1
Methyl tert-butyl ether	ND		0.72	0.29	ug/m3			03/07/22 13:35	1
trans-1,2-Dichloroethene	ND		0.79	0.35	ug/m3			03/07/22 13:35	1
n-Hexane	**110**		1.8	0.81	ug/m3			03/07/22 13:35	1
1,1-Dichloroethane	ND		0.81	0.12	ug/m3			03/07/22 13:35	1
Methyl Ethyl Ketone	**0.89**	**J**	1.5	0.50	ug/m3			03/07/22 13:35	1
cis-1,2-Dichloroethene	**0.59**	**J**	0.79	0.13	ug/m3			03/07/22 13:35	1
1,2-Dichloroethene, Total	ND		1.6	0.71	ug/m3			03/07/22 13:35	1
Chloroform	ND		0.98	0.22	ug/m3			03/07/22 13:35	1
Tetrahydrofuran	ND		15	3.5	ug/m3			03/07/22 13:35	1
1,1,1-Trichloroethane	ND		1.1	0.21	ug/m3			03/07/22 13:35	1
Cyclohexane	**0.59**	**J**	0.69	0.12	ug/m3			03/07/22 13:35	1
Carbon tetrachloride	**0.32**	**J**	1.3	0.20	ug/m3			03/07/22 13:35	1
2,2,4-Trimethylpentane	ND		0.93	0.16	ug/m3			03/07/22 13:35	1
Benzene	**1.3**		0.64	0.24	ug/m3			03/07/22 13:35	1
1,2-Dichloroethane	ND		0.81	0.61	ug/m3			03/07/22 13:35	1
n-Heptane	**0.61**	**J**	0.82	0.24	ug/m3			03/07/22 13:35	1
Trichloroethene	**0.83**	**J**	1.1	0.13	ug/m3			03/07/22 13:35	1
Methyl methacrylate	ND		2.0	0.66	ug/m3			03/07/22 13:35	1
1,2-Dichloropropane	ND		0.92	0.40	ug/m3			03/07/22 13:35	1
1,4-Dioxane	ND		18	6.1	ug/m3			03/07/22 13:35	1
Bromodichloromethane	ND		1.3	0.27	ug/m3			03/07/22 13:35	1
cis-1,3-Dichloropropene	ND		0.91	0.091	ug/m3			03/07/22 13:35	1
methyl isobutyl ketone	ND		2.0	0.78	ug/m3			03/07/22 13:35	1
Toluene	**120**		0.75	0.35	ug/m3			03/07/22 13:35	1
trans-1,3-Dichloropropene	ND		0.91	0.40	ug/m3			03/07/22 13:35	1
1,1,2-Trichloroethane	ND		1.1	0.19	ug/m3			03/07/22 13:35	1
Tetrachloroethene	**6.9**		1.4	0.18	ug/m3			03/07/22 13:35	1
Methyl Butyl Ketone (2-Hexanone)	ND		2.0	0.82	ug/m3			03/07/22 13:35	1
Dibromochloromethane	ND		1.7	0.26	ug/m3			03/07/22 13:35	1
1,2-Dibromoethane	ND		1.5	0.35	ug/m3			03/07/22 13:35	1
Chlorobenzene	ND		0.92	0.20	ug/m3			03/07/22 13:35	1
Ethylbenzene	ND		0.87	0.43	ug/m3			03/07/22 13:35	1
m,p-Xylene	**0.84**	**J**	2.2	0.74	ug/m3			03/07/22 13:35	1
Xylene, o-	ND		0.87	0.41	ug/m3			03/07/22 13:35	1
Xylene (total)	ND		3.0	1.1	ug/m3			03/07/22 13:35	1
Styrene	**0.34**	**J**	0.85	0.14	ug/m3			03/07/22 13:35	1
Bromoform	ND		2.1	0.60	ug/m3			03/07/22 13:35	1
Cumene	ND		0.98	0.18	ug/m3			03/07/22 13:35	1
1,1,2,2-Tetrachloroethane	ND		1.4	0.30	ug/m3			03/07/22 13:35	1
n-Propylbenzene	ND		0.98	0.23	ug/m3			03/07/22 13:35	1
4-Ethyltoluene	ND		0.98	0.25	ug/m3			03/07/22 13:35	1
1,3,5-Trimethylbenzene	ND		0.98	0.22	ug/m3			03/07/22 13:35	1
2-Chlorotoluene	ND		1.0	0.25	ug/m3			03/07/22 13:35	1
tert-Butylbenzene	ND		1.1	0.20	ug/m3			03/07/22 13:35	1

Client Sample Results

Client: GHD Services Inc.
Project/Site: 058507, GM-Lockport SSOW 256042

Job ID: 200-62381-1

Client Sample ID: 10-IA-1-2022

Lab Sample ID: 200-62381-2

Date Collected: 03/01/22 15:11
Matrix: Air
Date Received: 03/04/22 10:40
Sample Container: Summa Canister 6L

Method: TO-15 - Volatile Organic Compounds in Ambient Air (Continued)

Analyte	Result	Qualifier	RL	MDL	Unit	D	Prepared	Analyzed	Dil Fac
1,2,4-Trimethylbenzene	ND		0.98	0.23	ug/m3			03/07/22 13:35	1
sec-Butylbenzene	ND		1.1	0.21	ug/m3			03/07/22 13:35	1
4-Isopropyltoluene	ND		1.1	0.21	ug/m3			03/07/22 13:35	1
1,3-Dichlorobenzene	ND		1.2	0.54	ug/m3			03/07/22 13:35	1
1,4-Dichlorobenzene	ND		1.2	0.57	ug/m3			03/07/22 13:35	1
Benzyl chloride	ND		1.0	0.38	ug/m3			03/07/22 13:35	1
n-Butylbenzene	ND		1.1	0.30	ug/m3			03/07/22 13:35	1
1,2-Dichlorobenzene	ND		1.2	0.42	ug/m3			03/07/22 13:35	1
1,2,4-Trichlorobenzene	ND		3.7	1.4	ug/m3			03/07/22 13:35	1
Hexachlorobutadiene	ND		2.1	0.33	ug/m3			03/07/22 13:35	1
Naphthalene	ND		2.6	0.89	ug/m3			03/07/22 13:35	1

Method: TO-15 - Volatile Organic Compounds in Ambient Air - DL

Analyte	Result	Qualifier	RL	MDL	Unit	D	Prepared	Analyzed	Dil Fac
Dichlorodifluoromethane	**2.3**	**J**	9.9	2.2	ug/m3			03/08/22 20:46	4
Freon 22	ND		7.1	1.6	ug/m3			03/08/22 20:46	4
1,2-Dichlorotetrafluoroethane	ND		5.6	1.5	ug/m3			03/08/22 20:46	4
Chloromethane	ND		4.1	0.99	ug/m3			03/08/22 20:46	4
n-Butane	ND		4.8	1.8	ug/m3			03/08/22 20:46	4
Vinyl chloride	ND		2.0	0.29	ug/m3			03/08/22 20:46	4
1,3-Butadiene	ND		1.8	0.34	ug/m3			03/08/22 20:46	4
Bromomethane	ND		3.1	0.81	ug/m3			03/08/22 20:46	4
Chloroethane	ND		5.3	2.6	ug/m3			03/08/22 20:46	4
Bromoethene(Vinyl Bromide)	ND		3.5	1.5	ug/m3			03/08/22 20:46	4
Trichlorofluoromethane	ND		4.5	1.2	ug/m3			03/08/22 20:46	4
Freon TF	ND		6.1	1.7	ug/m3			03/08/22 20:46	4
1,1-Dichloroethene	ND		3.2	0.46	ug/m3			03/08/22 20:46	4
Acetone	**130**		48	19	ug/m3			03/08/22 20:46	4
Isopropyl alcohol	ND		49	9.6	ug/m3			03/08/22 20:46	4
Carbon disulfide	ND		6.2	1.6	ug/m3			03/08/22 20:46	4
3-Chloropropene	ND		6.3	1.4	ug/m3			03/08/22 20:46	4
Methylene Chloride	ND		6.9	2.4	ug/m3			03/08/22 20:46	4
tert-Butyl alcohol	ND		61	15	ug/m3			03/08/22 20:46	4
Methyl tert-butyl ether	ND		2.9	1.2	ug/m3			03/08/22 20:46	4
trans-1,2-Dichloroethene	ND		3.2	1.4	ug/m3			03/08/22 20:46	4
n-Hexane	**76**		7.0	3.2	ug/m3			03/08/22 20:46	4
1,1-Dichloroethane	ND		3.2	0.47	ug/m3			03/08/22 20:46	4
Methyl Ethyl Ketone	ND		5.9	2.0	ug/m3			03/08/22 20:46	4
cis-1,2-Dichloroethene	ND		3.2	0.52	ug/m3			03/08/22 20:46	4
1,2-Dichloroethene, Total	ND		6.3	2.9	ug/m3			03/08/22 20:46	4
Chloroform	ND		3.9	0.90	ug/m3			03/08/22 20:46	4
Tetrahydrofuran	ND		59	14	ug/m3			03/08/22 20:46	4
1,1,1-Trichloroethane	ND		4.4	0.85	ug/m3			03/08/22 20:46	4
Cyclohexane	ND		2.8	0.48	ug/m3			03/08/22 20:46	4
Carbon tetrachloride	ND		5.0	0.81	ug/m3			03/08/22 20:46	4
2,2,4-Trimethylpentane	ND		3.7	0.65	ug/m3			03/08/22 20:46	4
Benzene	ND		2.6	0.95	ug/m3			03/08/22 20:46	4
1,2-Dichloroethane	ND		3.2	2.4	ug/m3			03/08/22 20:46	4
n-Heptane	ND		3.3	0.97	ug/m3			03/08/22 20:46	4

Client Sample ID: 10-IA-1-2022

Lab Sample ID: 200-62381-2

Date Collected: 03/01/22 15:11
Matrix: Air
Date Received: 03/04/22 10:40
Sample Container: Summa Canister 6L

Method: TO-15 - Volatile Organic Compounds in Ambient Air - DL (Continued)

Analyte	Result	Qualifier	RL	MDL	Unit	D	Prepared	Analyzed	Dil Fac
Trichloroethene	ND		4.3	0.52	ug/m3			03/08/22 20:46	4
Methyl methacrylate	ND		8.2	2.6	ug/m3			03/08/22 20:46	4
1,2-Dichloropropane	ND		3.7	1.6	ug/m3			03/08/22 20:46	4
1,4-Dioxane	ND		72	25	ug/m3			03/08/22 20:46	4
Bromodichloromethane	ND		5.4	1.1	ug/m3			03/08/22 20:46	4
cis-1,3-Dichloropropene	ND		3.6	0.36	ug/m3			03/08/22 20:46	4
methyl isobutyl ketone	ND		8.2	3.1	ug/m3			03/08/22 20:46	4
Toluene	**83**		3.0	1.4	ug/m3			03/08/22 20:46	4
trans-1,3-Dichloropropene	ND		3.6	1.6	ug/m3			03/08/22 20:46	4
1,1,2-Trichloroethane	ND		4.4	0.74	ug/m3			03/08/22 20:46	4
Tetrachloroethene	**7.8**		5.4	0.73	ug/m3			03/08/22 20:46	4
Methyl Butyl Ketone (2-Hexanone)	ND		8.2	3.3	ug/m3			03/08/22 20:46	4
Dibromochloromethane	ND		6.8	1.1	ug/m3			03/08/22 20:46	4
1,2-Dibromoethane	ND		6.1	1.4	ug/m3			03/08/22 20:46	4
Chlorobenzene	ND		3.7	0.79	ug/m3			03/08/22 20:46	4
Ethylbenzene	ND		3.5	1.7	ug/m3			03/08/22 20:46	4
m,p-Xylene	ND		8.7	3.0	ug/m3			03/08/22 20:46	4
Xylene, o-	ND		3.5	1.6	ug/m3			03/08/22 20:46	4
Xylene (total)	ND		12	4.5	ug/m3			03/08/22 20:46	4
Styrene	ND		3.4	0.55	ug/m3			03/08/22 20:46	4
Bromoform	ND		8.3	2.4	ug/m3			03/08/22 20:46	4
Cumene	ND		3.9	0.73	ug/m3			03/08/22 20:46	4
1,1,2,2-Tetrachloroethane	ND		5.5	1.2	ug/m3			03/08/22 20:46	4
n-Propylbenzene	ND		3.9	0.92	ug/m3			03/08/22 20:46	4
4-Ethyltoluene	ND		3.9	1.0	ug/m3			03/08/22 20:46	4
1,3,5-Trimethylbenzene	ND		3.9	0.87	ug/m3			03/08/22 20:46	4
2-Chlorotoluene	ND		4.1	0.99	ug/m3			03/08/22 20:46	4
tert-Butylbenzene	ND		4.4	0.81	ug/m3			03/08/22 20:46	4
1,2,4-Trimethylbenzene	ND		3.9	0.92	ug/m3			03/08/22 20:46	4
sec-Butylbenzene	ND		4.4	0.86	ug/m3			03/08/22 20:46	4
4-Isopropyltoluene	ND		4.4	0.86	ug/m3			03/08/22 20:46	4
1,3-Dichlorobenzene	ND		4.8	2.1	ug/m3			03/08/22 20:46	4
1,4-Dichlorobenzene	ND		4.8	2.3	ug/m3			03/08/22 20:46	4
Benzyl chloride	ND		4.1	1.5	ug/m3			03/08/22 20:46	4
n-Butylbenzene	ND		4.4	1.2	ug/m3			03/08/22 20:46	4
1,2-Dichlorobenzene	ND		4.8	1.7	ug/m3			03/08/22 20:46	4
1,2,4-Trichlorobenzene	ND		15	5.6	ug/m3			03/08/22 20:46	4
Hexachlorobutadiene	ND		8.5	1.3	ug/m3			03/08/22 20:46	4
Naphthalene	ND		10	3.6	ug/m3			03/08/22 20:46	4

Client Sample ID: 10-IA-2-2022

Lab Sample ID: 200-62381-3

Date Collected: 03/01/22 13:58
Matrix: Air
Date Received: 03/04/22 10:40
Sample Container: Summa Canister 6L

Method: TO-15 - Volatile Organic Compounds in Ambient Air

Analyte	Result	Qualifier	RL	MDL	Unit	D	Prepared	Analyzed	Dil Fac
Dichlorodifluoromethane	**2.7**		2.5	0.54	ug/m3			03/07/22 14:30	1
Freon 22	**1.4**	**J**	1.8	0.39	ug/m3			03/07/22 14:30	1

Client Sample Results

Client: GHD Services Inc.
Project/Site: 058507, GM-Lockport SSOW 256042

Job ID: 200-62381-1

Client Sample ID: 10-IA-2-2022

Lab Sample ID: 200-62381-3

Date Collected: 03/01/22 13:58
Matrix: Air
Date Received: 03/04/22 10:40
Sample Container: Summa Canister 6L

Method: TO-15 - Volatile Organic Compounds in Ambient Air (Continued)

Analyte	Result	Qualifier	RL	MDL	Unit	D	Prepared	Analyzed	Dil Fac
1,2-Dichlorotetrafluoroethane	ND		1.4	0.38	ug/m3			03/07/22 14:30	1
Chloromethane	**1.5**		1.0	0.25	ug/m3			03/07/22 14:30	1
n-Butane	**4.5**		1.2	0.45	ug/m3			03/07/22 14:30	1
Vinyl chloride	**0.079**	**J**	0.51	0.072	ug/m3			03/07/22 14:30	1
1,3-Butadiene	**0.53**		0.44	0.084	ug/m3			03/07/22 14:30	1
Bromomethane	ND		0.78	0.20	ug/m3			03/07/22 14:30	1
Chloroethane	ND		1.3	0.66	ug/m3			03/07/22 14:30	1
Bromoethene(Vinyl Bromide)	ND		0.87	0.37	ug/m3			03/07/22 14:30	1
Trichlorofluoromethane	**1.2**		1.1	0.29	ug/m3			03/07/22 14:30	1
Freon TF	**0.43**	**J**	1.5	0.42	ug/m3			03/07/22 14:30	1
1,1-Dichloroethene	ND		0.79	0.11	ug/m3			03/07/22 14:30	1
Acetone	**660**	**E**	12	4.8	ug/m3			03/07/22 14:30	1
Isopropyl alcohol	**8.8**	**J**	12	2.4	ug/m3			03/07/22 14:30	1
Carbon disulfide	ND		1.6	0.40	ug/m3			03/07/22 14:30	1
3-Chloropropene	ND		1.6	0.34	ug/m3			03/07/22 14:30	1
Methylene Chloride	**0.71**	**J**	1.7	0.59	ug/m3			03/07/22 14:30	1
tert-Butyl alcohol	ND		15	3.6	ug/m3			03/07/22 14:30	1
Methyl tert-butyl ether	ND		0.72	0.29	ug/m3			03/07/22 14:30	1
trans-1,2-Dichloroethene	ND		0.79	0.35	ug/m3			03/07/22 14:30	1
n-Hexane	**350**	**E**	1.8	0.81	ug/m3			03/07/22 14:30	1
1,1-Dichloroethane	ND		0.81	0.12	ug/m3			03/07/22 14:30	1
Methyl Ethyl Ketone	**1.0**	**J**	1.5	0.50	ug/m3			03/07/22 14:30	1
cis-1,2-Dichloroethene	**0.60**	**J**	0.79	0.13	ug/m3			03/07/22 14:30	1
1,2-Dichloroethene, Total	ND		1.6	0.71	ug/m3			03/07/22 14:30	1
Chloroform	ND		0.98	0.22	ug/m3			03/07/22 14:30	1
Tetrahydrofuran	ND		15	3.5	ug/m3			03/07/22 14:30	1
1,1,1-Trichloroethane	ND		1.1	0.21	ug/m3			03/07/22 14:30	1
Cyclohexane	**1.5**		0.69	0.12	ug/m3			03/07/22 14:30	1
Carbon tetrachloride	**0.38**	**J**	1.3	0.20	ug/m3			03/07/22 14:30	1
2,2,4-Trimethylpentane	ND		0.93	0.16	ug/m3			03/07/22 14:30	1
Benzene	**1.8**		0.64	0.24	ug/m3			03/07/22 14:30	1
1,2-Dichloroethane	ND		0.81	0.61	ug/m3			03/07/22 14:30	1
n-Heptane	**1.1**		0.82	0.24	ug/m3			03/07/22 14:30	1
Trichloroethene	**0.77**	**J**	1.1	0.13	ug/m3			03/07/22 14:30	1
Methyl methacrylate	ND		2.0	0.66	ug/m3			03/07/22 14:30	1
1,2-Dichloropropane	ND		0.92	0.40	ug/m3			03/07/22 14:30	1
1,4-Dioxane	ND		18	6.1	ug/m3			03/07/22 14:30	1
Bromodichloromethane	ND		1.3	0.27	ug/m3			03/07/22 14:30	1
cis-1,3-Dichloropropene	ND		0.91	0.091	ug/m3			03/07/22 14:30	1
methyl isobutyl ketone	ND		2.0	0.78	ug/m3			03/07/22 14:30	1
Toluene	**390**	**E**	0.75	0.35	ug/m3			03/07/22 14:30	1
trans-1,3-Dichloropropene	ND		0.91	0.40	ug/m3			03/07/22 14:30	1
1,1,2-Trichloroethane	ND		1.1	0.19	ug/m3			03/07/22 14:30	1
Tetrachloroethene	**7.0**		1.4	0.18	ug/m3			03/07/22 14:30	1
Methyl Butyl Ketone (2-Hexanone)	ND		2.0	0.82	ug/m3			03/07/22 14:30	1
Dibromochloromethane	ND		1.7	0.26	ug/m3			03/07/22 14:30	1
1,2-Dibromoethane	ND		1.5	0.35	ug/m3			03/07/22 14:30	1
Chlorobenzene	**0.25**	**J**	0.92	0.20	ug/m3			03/07/22 14:30	1

Client Sample Results

Client: GHD Services Inc.
Project/Site: 058507, GM-Lockport SSOW 256042

Job ID: 200-62381-1

Client Sample ID: 10-IA-2-2022

Lab Sample ID: 200-62381-3

Date Collected: 03/01/22 13:58
Matrix: Air
Date Received: 03/04/22 10:40
Sample Container: Summa Canister 6L

Method: TO-15 - Volatile Organic Compounds in Ambient Air (Continued)

Analyte	Result	Qualifier	RL	MDL	Unit	D	Prepared	Analyzed	Dil Fac
Ethylbenzene	**0.47**	**J**	0.87	0.43	ug/m3			03/07/22 14:30	1
m,p-Xylene	**0.89**	**J**	2.2	0.74	ug/m3			03/07/22 14:30	1
Xylene, o-	ND		0.87	0.41	ug/m3			03/07/22 14:30	1
Xylene (total)	ND		3.0	1.1	ug/m3			03/07/22 14:30	1
Styrene	**0.53**	**J**	0.85	0.14	ug/m3			03/07/22 14:30	1
Bromoform	ND		2.1	0.60	ug/m3			03/07/22 14:30	1
Cumene	ND		0.98	0.18	ug/m3			03/07/22 14:30	1
1,1,2,2-Tetrachloroethane	ND		1.4	0.30	ug/m3			03/07/22 14:30	1
n-Propylbenzene	ND		0.98	0.23	ug/m3			03/07/22 14:30	1
4-Ethyltoluene	ND		0.98	0.25	ug/m3			03/07/22 14:30	1
1,3,5-Trimethylbenzene	ND		0.98	0.22	ug/m3			03/07/22 14:30	1
2-Chlorotoluene	ND		1.0	0.25	ug/m3			03/07/22 14:30	1
tert-Butylbenzene	ND		1.1	0.20	ug/m3			03/07/22 14:30	1
1,2,4-Trimethylbenzene	ND		0.98	0.23	ug/m3			03/07/22 14:30	1
sec-Butylbenzene	ND		1.1	0.21	ug/m3			03/07/22 14:30	1
4-Isopropyltoluene	**0.40**	**J**	1.1	0.21	ug/m3			03/07/22 14:30	1
1,3-Dichlorobenzene	ND		1.2	0.54	ug/m3			03/07/22 14:30	1
1,4-Dichlorobenzene	ND		1.2	0.57	ug/m3			03/07/22 14:30	1
Benzyl chloride	ND		1.0	0.38	ug/m3			03/07/22 14:30	1
n-Butylbenzene	ND		1.1	0.30	ug/m3			03/07/22 14:30	1
1,2-Dichlorobenzene	ND		1.2	0.42	ug/m3			03/07/22 14:30	1
1,2,4-Trichlorobenzene	ND		3.7	1.4	ug/m3			03/07/22 14:30	1
Hexachlorobutadiene	ND		2.1	0.33	ug/m3			03/07/22 14:30	1
Naphthalene	ND		2.6	0.89	ug/m3			03/07/22 14:30	1

Method: TO-15 - Volatile Organic Compounds in Ambient Air - DL

Analyte	Result	Qualifier	RL	MDL	Unit	D	Prepared	Analyzed	Dil Fac
Dichlorodifluoromethane	ND		38	8.4	ug/m3			03/08/22 21:38	15.4
Freon 22	ND		27	6.0	ug/m3			03/08/22 21:38	15.4
1,2-Dichlorotetrafluoroethane	ND		22	5.9	ug/m3			03/08/22 21:38	15.4
Chloromethane	ND		16	3.8	ug/m3			03/08/22 21:38	15.4
n-Butane	ND		18	7.0	ug/m3			03/08/22 21:38	15.4
Vinyl chloride	ND		7.9	1.1	ug/m3			03/08/22 21:38	15.4
1,3-Butadiene	ND		6.8	1.3	ug/m3			03/08/22 21:38	15.4
Bromomethane	ND		12	3.1	ug/m3			03/08/22 21:38	15.4
Chloroethane	ND		20	10	ug/m3			03/08/22 21:38	15.4
Bromoethene(Vinyl Bromide)	ND		13	5.7	ug/m3			03/08/22 21:38	15.4
Trichlorofluoromethane	ND		17	4.5	ug/m3			03/08/22 21:38	15.4
Freon TF	ND		24	6.5	ug/m3			03/08/22 21:38	15.4
1,1-Dichloroethene	ND		12	1.8	ug/m3			03/08/22 21:38	15.4
Acetone	**310**		180	73	ug/m3			03/08/22 21:38	15.4
Isopropyl alcohol	ND		190	37	ug/m3			03/08/22 21:38	15.4
Carbon disulfide	ND		24	6.2	ug/m3			03/08/22 21:38	15.4
3-Chloropropene	ND		24	5.3	ug/m3			03/08/22 21:38	15.4
Methylene Chloride	ND		27	9.1	ug/m3			03/08/22 21:38	15.4
tert-Butyl alcohol	ND		230	56	ug/m3			03/08/22 21:38	15.4
Methyl tert-butyl ether	ND		11	4.4	ug/m3			03/08/22 21:38	15.4
trans-1,2-Dichloroethene	ND		12	5.4	ug/m3			03/08/22 21:38	15.4
n-Hexane	**200**		27	12	ug/m3			03/08/22 21:38	15.4

Client Sample ID: 10-IA-2-2022

Lab Sample ID: 200-62381-3

Date Collected: 03/01/22 13:58
Matrix: Air
Date Received: 03/04/22 10:40
Sample Container: Summa Canister 6L

Method: TO-15 - Volatile Organic Compounds in Ambient Air - DL (Continued)

Analyte	Result	Qualifier	RL	MDL	Unit	D	Prepared	Analyzed	Dil Fac
1,1-Dichloroethane	ND		12	1.8	ug/m3			03/08/22 21:38	15.4
Methyl Ethyl Ketone	ND		23	7.7	ug/m3			03/08/22 21:38	15.4
cis-1,2-Dichloroethene	ND		12	2.0	ug/m3			03/08/22 21:38	15.4
1,2-Dichloroethene, Total	ND		24	11	ug/m3			03/08/22 21:38	15.4
Chloroform	ND		15	3.5	ug/m3			03/08/22 21:38	15.4
Tetrahydrofuran	ND		230	55	ug/m3			03/08/22 21:38	15.4
1,1,1-Trichloroethane	ND		17	3.3	ug/m3			03/08/22 21:38	15.4
Cyclohexane	ND		11	1.9	ug/m3			03/08/22 21:38	15.4
Carbon tetrachloride	ND		19	3.1	ug/m3			03/08/22 21:38	15.4
2,2,4-Trimethylpentane	ND		14	2.5	ug/m3			03/08/22 21:38	15.4
Benzene	ND		9.8	3.6	ug/m3			03/08/22 21:38	15.4
1,2-Dichloroethane	ND		12	9.3	ug/m3			03/08/22 21:38	15.4
n-Heptane	ND		13	3.7	ug/m3			03/08/22 21:38	15.4
Trichloroethene	ND		17	2.0	ug/m3			03/08/22 21:38	15.4
Methyl methacrylate	ND		32	10	ug/m3			03/08/22 21:38	15.4
1,2-Dichloropropane	ND		14	6.2	ug/m3			03/08/22 21:38	15.4
1,4-Dioxane	ND		280	94	ug/m3			03/08/22 21:38	15.4
Bromodichloromethane	ND		21	4.1	ug/m3			03/08/22 21:38	15.4
cis-1,3-Dichloropropene	ND		14	1.4	ug/m3			03/08/22 21:38	15.4
methyl isobutyl ketone	ND		32	12	ug/m3			03/08/22 21:38	15.4
Toluene	**210**		12	5.4	ug/m3			03/08/22 21:38	15.4
trans-1,3-Dichloropropene	ND		14	6.2	ug/m3			03/08/22 21:38	15.4
1,1,2-Trichloroethane	ND		17	2.9	ug/m3			03/08/22 21:38	15.4
Tetrachloroethene	ND		21	2.8	ug/m3			03/08/22 21:38	15.4
Methyl Butyl Ketone (2-Hexanone)	ND		32	13	ug/m3			03/08/22 21:38	15.4
Dibromochloromethane	ND		26	4.1	ug/m3			03/08/22 21:38	15.4
1,2-Dibromoethane	ND		24	5.4	ug/m3			03/08/22 21:38	15.4
Chlorobenzene	ND		14	3.0	ug/m3			03/08/22 21:38	15.4
Ethylbenzene	ND		13	6.7	ug/m3			03/08/22 21:38	15.4
m,p-Xylene	ND		33	11	ug/m3			03/08/22 21:38	15.4
Xylene, o-	ND		13	6.3	ug/m3			03/08/22 21:38	15.4
Xylene (total)	ND		47	17	ug/m3			03/08/22 21:38	15.4
Styrene	ND		13	2.1	ug/m3			03/08/22 21:38	15.4
Bromoform	ND		32	9.2	ug/m3			03/08/22 21:38	15.4
Cumene	ND		15	2.8	ug/m3			03/08/22 21:38	15.4
1,1,2,2-Tetrachloroethane	ND		21	4.5	ug/m3			03/08/22 21:38	15.4
n-Propylbenzene	ND		15	3.6	ug/m3			03/08/22 21:38	15.4
4-Ethyltoluene	ND		15	3.9	ug/m3			03/08/22 21:38	15.4
1,3,5-Trimethylbenzene	ND		15	3.3	ug/m3			03/08/22 21:38	15.4
2-Chlorotoluene	ND		16	3.8	ug/m3			03/08/22 21:38	15.4
tert-Butylbenzene	ND		17	3.1	ug/m3			03/08/22 21:38	15.4
1,2,4-Trimethylbenzene	ND		15	3.6	ug/m3			03/08/22 21:38	15.4
sec-Butylbenzene	ND		17	3.3	ug/m3			03/08/22 21:38	15.4
4-Isopropyltoluene	ND		17	3.3	ug/m3			03/08/22 21:38	15.4
1,3-Dichlorobenzene	ND		19	8.2	ug/m3			03/08/22 21:38	15.4
1,4-Dichlorobenzene	ND		19	8.8	ug/m3			03/08/22 21:38	15.4
Benzyl chloride	ND		16	5.9	ug/m3			03/08/22 21:38	15.4
n-Butylbenzene	ND		17	4.6	ug/m3			03/08/22 21:38	15.4

Client Sample ID: 10-IA-2-2022

Lab Sample ID: 200-62381-3

Date Collected: 03/01/22 13:58
Matrix: Air
Date Received: 03/04/22 10:40
Sample Container: Summa Canister 6L

Method: TO-15 - Volatile Organic Compounds in Ambient Air - DL (Continued)

Analyte	Result	Qualifier	RL	MDL	Unit	D	Prepared	Analyzed	Dil Fac
1,2-Dichlorobenzene	ND		19	6.5	ug/m3			03/08/22 21:38	15.4
1,2,4-Trichlorobenzene	ND		57	22	ug/m3			03/08/22 21:38	15.4
Hexachlorobutadiene	ND		33	5.1	ug/m3			03/08/22 21:38	15.4
Naphthalene	ND		40	14	ug/m3			03/08/22 21:38	15.4

Client Sample ID: 8-IA-1-2022

Lab Sample ID: 200-62381-4

Date Collected: 03/01/22 15:18
Matrix: Air
Date Received: 03/04/22 10:40
Sample Container: Summa Canister 6L

Method: TO-15 - Volatile Organic Compounds in Ambient Air

Analyte	Result	Qualifier	RL	MDL	Unit	D	Prepared	Analyzed	Dil Fac
Dichlorodifluoromethane	**2.5**		2.5	0.54	ug/m3			03/07/22 15:23	1
Freon 22	**2.5**		1.8	0.39	ug/m3			03/07/22 15:23	1
1,2-Dichlorotetrafluoroethane	ND		1.4	0.38	ug/m3			03/07/22 15:23	1
Chloromethane	**1.2**		1.0	0.25	ug/m3			03/07/22 15:23	1
n-Butane	**7.6**		1.2	0.45	ug/m3			03/07/22 15:23	1
Vinyl chloride	**0.072**	**J**	0.51	0.072	ug/m3			03/07/22 15:23	1
1,3-Butadiene	ND		0.44	0.084	ug/m3			03/07/22 15:23	1
Bromomethane	ND		0.78	0.20	ug/m3			03/07/22 15:23	1
Chloroethane	ND		1.3	0.66	ug/m3			03/07/22 15:23	1
Bromoethene(Vinyl Bromide)	ND		0.87	0.37	ug/m3			03/07/22 15:23	1
Trichlorofluoromethane	**1.4**		1.1	0.29	ug/m3			03/07/22 15:23	1
Freon TF	**0.61**	**J**	1.5	0.42	ug/m3			03/07/22 15:23	1
1,1-Dichloroethene	ND		0.79	0.11	ug/m3			03/07/22 15:23	1
Acetone	**18**		12	4.8	ug/m3			03/07/22 15:23	1
Isopropyl alcohol	ND		12	2.4	ug/m3			03/07/22 15:23	1
Carbon disulfide	ND		1.6	0.40	ug/m3			03/07/22 15:23	1
3-Chloropropene	ND		1.6	0.34	ug/m3			03/07/22 15:23	1
Methylene Chloride	**1.2**	**J**	1.7	0.59	ug/m3			03/07/22 15:23	1
tert-Butyl alcohol	ND		15	3.6	ug/m3			03/07/22 15:23	1
Methyl tert-butyl ether	ND		0.72	0.29	ug/m3			03/07/22 15:23	1
trans-1,2-Dichloroethene	ND		0.79	0.35	ug/m3			03/07/22 15:23	1
n-Hexane	**4.8**		1.8	0.81	ug/m3			03/07/22 15:23	1
1,1-Dichloroethane	ND		0.81	0.12	ug/m3			03/07/22 15:23	1
Methyl Ethyl Ketone	**0.93**	**J**	1.5	0.50	ug/m3			03/07/22 15:23	1
cis-1,2-Dichloroethene	**0.55**	**J**	0.79	0.13	ug/m3			03/07/22 15:23	1
1,2-Dichloroethene, Total	ND		1.6	0.71	ug/m3			03/07/22 15:23	1
Chloroform	ND		0.98	0.22	ug/m3			03/07/22 15:23	1
Tetrahydrofuran	ND		15	3.5	ug/m3			03/07/22 15:23	1
1,1,1-Trichloroethane	ND		1.1	0.21	ug/m3			03/07/22 15:23	1
Cyclohexane	**0.16**	**J**	0.69	0.12	ug/m3			03/07/22 15:23	1
Carbon tetrachloride	**0.33**	**J**	1.3	0.20	ug/m3			03/07/22 15:23	1
2,2,4-Trimethylpentane	**0.20**	**J**	0.93	0.16	ug/m3			03/07/22 15:23	1
Benzene	**0.54**	**J**	0.64	0.24	ug/m3			03/07/22 15:23	1
1,2-Dichloroethane	ND		0.81	0.61	ug/m3			03/07/22 15:23	1
n-Heptane	**0.30**	**J**	0.82	0.24	ug/m3			03/07/22 15:23	1
Trichloroethene	**2.0**		1.1	0.13	ug/m3			03/07/22 15:23	1
Methyl methacrylate	ND		2.0	0.66	ug/m3			03/07/22 15:23	1

Client Sample ID: 8-IA-1-2022

Lab Sample ID: 200-62381-4

Date Collected: 03/01/22 15:18
Matrix: Air
Date Received: 03/04/22 10:40
Sample Container: Summa Canister 6L

Method: TO-15 - Volatile Organic Compounds in Ambient Air (Continued)

Analyte	Result	Qualifier	RL	MDL	Unit	D	Prepared	Analyzed	Dil Fac
1,2-Dichloropropane	ND		0.92	0.40	ug/m3			03/07/22 15:23	1
1,4-Dioxane	ND		18	6.1	ug/m3			03/07/22 15:23	1
Bromodichloromethane	ND		1.3	0.27	ug/m3			03/07/22 15:23	1
cis-1,3-Dichloropropene	ND		0.91	0.091	ug/m3			03/07/22 15:23	1
methyl isobutyl ketone	ND		2.0	0.78	ug/m3			03/07/22 15:23	1
Toluene	**8.0**		0.75	0.35	ug/m3			03/07/22 15:23	1
trans-1,3-Dichloropropene	ND		0.91	0.40	ug/m3			03/07/22 15:23	1
1,1,2-Trichloroethane	ND		1.1	0.19	ug/m3			03/07/22 15:23	1
Tetrachloroethene	**0.21**	**J**	1.4	0.18	ug/m3			03/07/22 15:23	1
Methyl Butyl Ketone (2-Hexanone)	ND		2.0	0.82	ug/m3			03/07/22 15:23	1
Dibromochloromethane	ND		1.7	0.26	ug/m3			03/07/22 15:23	1
1,2-Dibromoethane	ND		1.5	0.35	ug/m3			03/07/22 15:23	1
Chlorobenzene	ND		0.92	0.20	ug/m3			03/07/22 15:23	1
Ethylbenzene	**0.44**	**J**	0.87	0.43	ug/m3			03/07/22 15:23	1
m,p-Xylene	**1.5**	**J**	2.2	0.74	ug/m3			03/07/22 15:23	1
Xylene, o-	**0.41**	**J**	0.87	0.41	ug/m3			03/07/22 15:23	1
Xylene (total)	**1.9**	**J**	3.0	1.1	ug/m3			03/07/22 15:23	1
Styrene	ND		0.85	0.14	ug/m3			03/07/22 15:23	1
Bromoform	ND		2.1	0.60	ug/m3			03/07/22 15:23	1
Cumene	ND		0.98	0.18	ug/m3			03/07/22 15:23	1
1,1,2,2-Tetrachloroethane	ND		1.4	0.30	ug/m3			03/07/22 15:23	1
n-Propylbenzene	ND		0.98	0.23	ug/m3			03/07/22 15:23	1
4-Ethyltoluene	ND		0.98	0.25	ug/m3			03/07/22 15:23	1
1,3,5-Trimethylbenzene	ND		0.98	0.22	ug/m3			03/07/22 15:23	1
2-Chlorotoluene	ND		1.0	0.25	ug/m3			03/07/22 15:23	1
tert-Butylbenzene	ND		1.1	0.20	ug/m3			03/07/22 15:23	1
1,2,4-Trimethylbenzene	ND		0.98	0.23	ug/m3			03/07/22 15:23	1
sec-Butylbenzene	ND		1.1	0.21	ug/m3			03/07/22 15:23	1
4-Isopropyltoluene	ND		1.1	0.21	ug/m3			03/07/22 15:23	1
1,3-Dichlorobenzene	ND		1.2	0.54	ug/m3			03/07/22 15:23	1
1,4-Dichlorobenzene	ND		1.2	0.57	ug/m3			03/07/22 15:23	1
Benzyl chloride	ND		1.0	0.38	ug/m3			03/07/22 15:23	1
n-Butylbenzene	ND		1.1	0.30	ug/m3			03/07/22 15:23	1
1,2-Dichlorobenzene	ND		1.2	0.42	ug/m3			03/07/22 15:23	1
1,2,4-Trichlorobenzene	ND		3.7	1.4	ug/m3			03/07/22 15:23	1
Hexachlorobutadiene	ND		2.1	0.33	ug/m3			03/07/22 15:23	1
Naphthalene	ND		2.6	0.89	ug/m3			03/07/22 15:23	1

Client Sample ID: 8-IA-2-2022

Lab Sample ID: 200-62381-5

Date Collected: 03/01/22 15:46
Matrix: Air
Date Received: 03/04/22 10:40
Sample Container: Summa Canister 6L

Method: TO-15 - Volatile Organic Compounds in Ambient Air

Analyte	Result	Qualifier	RL	MDL	Unit	D	Prepared	Analyzed	Dil Fac
Dichlorodifluoromethane	**2.6**		2.5	0.54	ug/m3			03/07/22 16:18	1
Freon 22	**1.8**		1.8	0.39	ug/m3			03/07/22 16:18	1
1,2-Dichlorotetrafluoroethane	ND		1.4	0.38	ug/m3			03/07/22 16:18	1
Chloromethane	**1.3**		1.0	0.25	ug/m3			03/07/22 16:18	1

Client Sample Results

Client: GHD Services Inc.
Project/Site: 058507, GM-Lockport SSOW 256042

Job ID: 200-62381-1

Client Sample ID: 8-IA-2-2022

Lab Sample ID: 200-62381-5

Date Collected: 03/01/22 15:46
Matrix: Air
Date Received: 03/04/22 10:40
Sample Container: Summa Canister 6L

Method: TO-15 - Volatile Organic Compounds in Ambient Air (Continued)

Analyte	Result	Qualifier	RL	MDL	Unit	D	Prepared	Analyzed	Dil Fac
n-Butane	**7.7**		1.2	0.45	ug/m3			03/07/22 16:18	1
Vinyl chloride	ND		0.51	0.072	ug/m3			03/07/22 16:18	1
1,3-Butadiene	ND		0.44	0.084	ug/m3			03/07/22 16:18	1
Bromomethane	ND		0.78	0.20	ug/m3			03/07/22 16:18	1
Chloroethane	ND		1.3	0.66	ug/m3			03/07/22 16:18	1
Bromoethene(Vinyl Bromide)	ND		0.87	0.37	ug/m3			03/07/22 16:18	1
Trichlorofluoromethane	**1.4**		1.1	0.29	ug/m3			03/07/22 16:18	1
Freon TF	ND		1.5	0.42	ug/m3			03/07/22 16:18	1
1,1-Dichloroethene	ND		0.79	0.11	ug/m3			03/07/22 16:18	1
Acetone	**20**		12	4.8	ug/m3			03/07/22 16:18	1
Isopropyl alcohol	**2.8**	**J**	12	2.4	ug/m3			03/07/22 16:18	1
Carbon disulfide	ND		1.6	0.40	ug/m3			03/07/22 16:18	1
3-Chloropropene	ND		1.6	0.34	ug/m3			03/07/22 16:18	1
Methylene Chloride	**12**		1.7	0.59	ug/m3			03/07/22 16:18	1
tert-Butyl alcohol	ND		15	3.6	ug/m3			03/07/22 16:18	1
Methyl tert-butyl ether	ND		0.72	0.29	ug/m3			03/07/22 16:18	1
trans-1,2-Dichloroethene	ND		0.79	0.35	ug/m3			03/07/22 16:18	1
n-Hexane	**6.2**		1.8	0.81	ug/m3			03/07/22 16:18	1
1,1-Dichloroethane	ND		0.81	0.12	ug/m3			03/07/22 16:18	1
Methyl Ethyl Ketone	**1.1**	**J**	1.5	0.50	ug/m3			03/07/22 16:18	1
cis-1,2-Dichloroethene	**0.37**	**J**	0.79	0.13	ug/m3			03/07/22 16:18	1
1,2-Dichloroethene, Total	ND		1.6	0.71	ug/m3			03/07/22 16:18	1
Chloroform	ND		0.98	0.22	ug/m3			03/07/22 16:18	1
Tetrahydrofuran	ND		15	3.5	ug/m3			03/07/22 16:18	1
1,1,1-Trichloroethane	ND		1.1	0.21	ug/m3			03/07/22 16:18	1
Cyclohexane	**0.34**	**J**	0.69	0.12	ug/m3			03/07/22 16:18	1
Carbon tetrachloride	**0.36**	**J**	1.3	0.20	ug/m3			03/07/22 16:18	1
2,2,4-Trimethylpentane	**0.24**	**J**	0.93	0.16	ug/m3			03/07/22 16:18	1
Benzene	**0.58**	**J**	0.64	0.24	ug/m3			03/07/22 16:18	1
1,2-Dichloroethane	ND		0.81	0.61	ug/m3			03/07/22 16:18	1
n-Heptane	**1.0**		0.82	0.24	ug/m3			03/07/22 16:18	1
Trichloroethene	**1.8**		1.1	0.13	ug/m3			03/07/22 16:18	1
Methyl methacrylate	ND		2.0	0.66	ug/m3			03/07/22 16:18	1
1,2-Dichloropropane	ND		0.92	0.40	ug/m3			03/07/22 16:18	1
1,4-Dioxane	ND		18	6.1	ug/m3			03/07/22 16:18	1
Bromodichloromethane	ND		1.3	0.27	ug/m3			03/07/22 16:18	1
cis-1,3-Dichloropropene	ND		0.91	0.091	ug/m3			03/07/22 16:18	1
methyl isobutyl ketone	ND		2.0	0.78	ug/m3			03/07/22 16:18	1
Toluene	**8.2**		0.75	0.35	ug/m3			03/07/22 16:18	1
trans-1,3-Dichloropropene	ND		0.91	0.40	ug/m3			03/07/22 16:18	1
1,1,2-Trichloroethane	ND		1.1	0.19	ug/m3			03/07/22 16:18	1
Tetrachloroethene	**0.18**	**J**	1.4	0.18	ug/m3			03/07/22 16:18	1
Methyl Butyl Ketone (2-Hexanone)	ND		2.0	0.82	ug/m3			03/07/22 16:18	1
Dibromochloromethane	ND		1.7	0.26	ug/m3			03/07/22 16:18	1
1,2-Dibromoethane	ND		1.5	0.35	ug/m3			03/07/22 16:18	1
Chlorobenzene	ND		0.92	0.20	ug/m3			03/07/22 16:18	1
Ethylbenzene	**0.49**	**J**	0.87	0.43	ug/m3			03/07/22 16:18	1
m,p-Xylene	**1.8**	**J**	2.2	0.74	ug/m3			03/07/22 16:18	1

Client Sample Results

Client: GHD Services Inc.
Project/Site: 058507, GM-Lockport SSOW 256042

Job ID: 200-62381-1

Client Sample ID: 8-IA-2-2022

Lab Sample ID: 200-62381-5

Date Collected: 03/01/22 15:46
Matrix: Air
Date Received: 03/04/22 10:40
Sample Container: Summa Canister 6L

Method: TO-15 - Volatile Organic Compounds in Ambient Air (Continued)

Analyte	Result	Qualifier	RL	MDL	Unit	D	Prepared	Analyzed	Dil Fac
Xylene, o-	**0.53**	**J**	0.87	0.41	ug/m3			03/07/22 16:18	1
Xylene (total)	**2.3**	**J**	3.0	1.1	ug/m3			03/07/22 16:18	1
Styrene	ND		0.85	0.14	ug/m3			03/07/22 16:18	1
Bromoform	ND		2.1	0.60	ug/m3			03/07/22 16:18	1
Cumene	ND		0.98	0.18	ug/m3			03/07/22 16:18	1
1,1,2,2-Tetrachloroethane	ND		1.4	0.30	ug/m3			03/07/22 16:18	1
n-Propylbenzene	ND		0.98	0.23	ug/m3			03/07/22 16:18	1
4-Ethyltoluene	ND		0.98	0.25	ug/m3			03/07/22 16:18	1
1,3,5-Trimethylbenzene	ND		0.98	0.22	ug/m3			03/07/22 16:18	1
2-Chlorotoluene	ND		1.0	0.25	ug/m3			03/07/22 16:18	1
tert-Butylbenzene	ND		1.1	0.20	ug/m3			03/07/22 16:18	1
1,2,4-Trimethylbenzene	ND		0.98	0.23	ug/m3			03/07/22 16:18	1
sec-Butylbenzene	ND		1.1	0.21	ug/m3			03/07/22 16:18	1
4-Isopropyltoluene	ND		1.1	0.21	ug/m3			03/07/22 16:18	1
1,3-Dichlorobenzene	ND		1.2	0.54	ug/m3			03/07/22 16:18	1
1,4-Dichlorobenzene	ND		1.2	0.57	ug/m3			03/07/22 16:18	1
Benzyl chloride	ND		1.0	0.38	ug/m3			03/07/22 16:18	1
n-Butylbenzene	ND		1.1	0.30	ug/m3			03/07/22 16:18	1
1,2-Dichlorobenzene	ND		1.2	0.42	ug/m3			03/07/22 16:18	1
1,2,4-Trichlorobenzene	ND		3.7	1.4	ug/m3			03/07/22 16:18	1
Hexachlorobutadiene	ND		2.1	0.33	ug/m3			03/07/22 16:18	1
Naphthalene	ND		2.6	0.89	ug/m3			03/07/22 16:18	1

Client Sample ID: 7A-IA-1-2022

Lab Sample ID: 200-62381-6

Date Collected: 03/01/22 16:08
Matrix: Air
Date Received: 03/04/22 10:40
Sample Container: Summa Canister 6L

Method: TO-15 - Volatile Organic Compounds in Ambient Air

Analyte	Result	Qualifier	RL	MDL	Unit	D	Prepared	Analyzed	Dil Fac
Dichlorodifluoromethane	**2.5**		2.5	0.54	ug/m3			03/07/22 17:12	1
Freon 22	**1.5**	**J**	1.8	0.39	ug/m3			03/07/22 17:12	1
1,2-Dichlorotetrafluoroethane	ND		1.4	0.38	ug/m3			03/07/22 17:12	1
Chloromethane	**1.3**		1.0	0.25	ug/m3			03/07/22 17:12	1
n-Butane	**1.9**		1.2	0.45	ug/m3			03/07/22 17:12	1
Vinyl chloride	ND		0.51	0.072	ug/m3			03/07/22 17:12	1
1,3-Butadiene	ND		0.44	0.084	ug/m3			03/07/22 17:12	1
Bromomethane	ND		0.78	0.20	ug/m3			03/07/22 17:12	1
Chloroethane	ND		1.3	0.66	ug/m3			03/07/22 17:12	1
Bromoethene(Vinyl Bromide)	ND		0.87	0.37	ug/m3			03/07/22 17:12	1
Trichlorofluoromethane	**1.1**		1.1	0.29	ug/m3			03/07/22 17:12	1
Freon TF	ND		1.5	0.42	ug/m3			03/07/22 17:12	1
1,1-Dichloroethene	ND		0.79	0.11	ug/m3			03/07/22 17:12	1
Acetone	**7.0**	**J**	12	4.8	ug/m3			03/07/22 17:12	1
Isopropyl alcohol	ND		12	2.4	ug/m3			03/07/22 17:12	1
Carbon disulfide	ND		1.6	0.40	ug/m3			03/07/22 17:12	1
3-Chloropropene	ND		1.6	0.34	ug/m3			03/07/22 17:12	1
Methylene Chloride	**0.99**	**J**	1.7	0.59	ug/m3			03/07/22 17:12	1
tert-Butyl alcohol	ND		15	3.6	ug/m3			03/07/22 17:12	1

Client Sample Results

Client: GHD Services Inc.
Project/Site: 058507, GM-Lockport SSOW 256042

Job ID: 200-62381-1

Client Sample ID: 7A-IA-1-2022

Lab Sample ID: 200-62381-6

Date Collected: 03/01/22 16:08
Matrix: Air
Date Received: 03/04/22 10:40
Sample Container: Summa Canister 6L

Method: TO-15 - Volatile Organic Compounds in Ambient Air (Continued)

Analyte	Result	Qualifier	RL	MDL	Unit	D	Prepared	Analyzed	Dil Fac
Methyl tert-butyl ether	ND		0.72	0.29	ug/m3			03/07/22 17:12	1
trans-1,2-Dichloroethene	ND		0.79	0.35	ug/m3			03/07/22 17:12	1
n-Hexane	ND		1.8	0.81	ug/m3			03/07/22 17:12	1
1,1-Dichloroethane	ND		0.81	0.12	ug/m3			03/07/22 17:12	1
Methyl Ethyl Ketone	ND		1.5	0.50	ug/m3			03/07/22 17:12	1
cis-1,2-Dichloroethene	ND		0.79	0.13	ug/m3			03/07/22 17:12	1
1,2-Dichloroethene, Total	ND		1.6	0.71	ug/m3			03/07/22 17:12	1
Chloroform	ND		0.98	0.22	ug/m3			03/07/22 17:12	1
Tetrahydrofuran	ND		15	3.5	ug/m3			03/07/22 17:12	1
1,1,1-Trichloroethane	ND		1.1	0.21	ug/m3			03/07/22 17:12	1
Cyclohexane	ND		0.69	0.12	ug/m3			03/07/22 17:12	1
Carbon tetrachloride	ND		1.3	0.20	ug/m3			03/07/22 17:12	1
2,2,4-Trimethylpentane	ND		0.93	0.16	ug/m3			03/07/22 17:12	1
Benzene	ND		0.64	0.24	ug/m3			03/07/22 17:12	1
1,2-Dichloroethane	ND		0.81	0.61	ug/m3			03/07/22 17:12	1
n-Heptane	ND		0.82	0.24	ug/m3			03/07/22 17:12	1
Trichloroethene	ND		1.1	0.13	ug/m3			03/07/22 17:12	1
Methyl methacrylate	ND		2.0	0.66	ug/m3			03/07/22 17:12	1
1,2-Dichloropropane	ND		0.92	0.40	ug/m3			03/07/22 17:12	1
1,4-Dioxane	ND		18	6.1	ug/m3			03/07/22 17:12	1
Bromodichloromethane	ND		1.3	0.27	ug/m3			03/07/22 17:12	1
cis-1,3-Dichloropropene	ND		0.91	0.091	ug/m3			03/07/22 17:12	1
methyl isobutyl ketone	ND		2.0	0.78	ug/m3			03/07/22 17:12	1
Toluene	ND		0.75	0.35	ug/m3			03/07/22 17:12	1
trans-1,3-Dichloropropene	ND		0.91	0.40	ug/m3			03/07/22 17:12	1
1,1,2-Trichloroethane	ND		1.1	0.19	ug/m3			03/07/22 17:12	1
Tetrachloroethene	ND		1.4	0.18	ug/m3			03/07/22 17:12	1
Methyl Butyl Ketone (2-Hexanone)	ND		2.0	0.82	ug/m3			03/07/22 17:12	1
Dibromochloromethane	ND		1.7	0.26	ug/m3			03/07/22 17:12	1
1,2-Dibromoethane	ND		1.5	0.35	ug/m3			03/07/22 17:12	1
Chlorobenzene	ND		0.92	0.20	ug/m3			03/07/22 17:12	1
Ethylbenzene	ND		0.87	0.43	ug/m3			03/07/22 17:12	1
m,p-Xylene	ND		2.2	0.74	ug/m3			03/07/22 17:12	1
Xylene, o-	ND		0.87	0.41	ug/m3			03/07/22 17:12	1
Xylene (total)	ND		3.0	1.1	ug/m3			03/07/22 17:12	1
Styrene	ND		0.85	0.14	ug/m3			03/07/22 17:12	1
Bromoform	ND		2.1	0.60	ug/m3			03/07/22 17:12	1
Cumene	ND		0.98	0.18	ug/m3			03/07/22 17:12	1
1,1,2,2-Tetrachloroethane	ND		1.4	0.30	ug/m3			03/07/22 17:12	1
n-Propylbenzene	ND		0.98	0.23	ug/m3			03/07/22 17:12	1
4-Ethyltoluene	ND		0.98	0.25	ug/m3			03/07/22 17:12	1
1,3,5-Trimethylbenzene	ND		0.98	0.22	ug/m3			03/07/22 17:12	1
2-Chlorotoluene	ND		1.0	0.25	ug/m3			03/07/22 17:12	1
tert-Butylbenzene	ND		1.1	0.20	ug/m3			03/07/22 17:12	1
1,2,4-Trimethylbenzene	ND		0.98	0.23	ug/m3			03/07/22 17:12	1
sec-Butylbenzene	ND		1.1	0.21	ug/m3			03/07/22 17:12	1
4-Isopropyltoluene	ND		1.1	0.21	ug/m3			03/07/22 17:12	1
1,3-Dichlorobenzene	ND		1.2	0.54	ug/m3			03/07/22 17:12	1

Client Sample ID: 7A-IA-1-2022

Lab Sample ID: 200-62381-6

Date Collected: 03/01/22 16:08
Matrix: Air
Date Received: 03/04/22 10:40
Sample Container: Summa Canister 6L

Method: TO-15 - Volatile Organic Compounds in Ambient Air (Continued)

Analyte	Result	Qualifier	RL	MDL	Unit	D	Prepared	Analyzed	Dil Fac
1,4-Dichlorobenzene	ND		1.2	0.57	ug/m3			03/07/22 17:12	1
Benzyl chloride	ND		1.0	0.38	ug/m3			03/07/22 17:12	1
n-Butylbenzene	ND		1.1	0.30	ug/m3			03/07/22 17:12	1
1,2-Dichlorobenzene	ND		1.2	0.42	ug/m3			03/07/22 17:12	1
1,2,4-Trichlorobenzene	ND		3.7	1.4	ug/m3			03/07/22 17:12	1
Hexachlorobutadiene	ND		2.1	0.33	ug/m3			03/07/22 17:12	1
Naphthalene	ND		2.6	0.89	ug/m3			03/07/22 17:12	1

Client Sample ID: 7A-IA-2-2022

Lab Sample ID: 200-62381-7

Date Collected: 03/01/22 15:27
Matrix: Air
Date Received: 03/04/22 10:40
Sample Container: Summa Canister 6L

Method: TO-15 - Volatile Organic Compounds in Ambient Air

Analyte	Result	Qualifier	RL	MDL	Unit	D	Prepared	Analyzed	Dil Fac
Dichlorodifluoromethane	**2.5**		2.5	0.54	ug/m3			03/07/22 18:06	1
Freon 22	**5.7**		1.8	0.39	ug/m3			03/07/22 18:06	1
1,2-Dichlorotetrafluoroethane	ND		1.4	0.38	ug/m3			03/07/22 18:06	1
Chloromethane	**1.3**		1.0	0.25	ug/m3			03/07/22 18:06	1
n-Butane	**15**		1.2	0.45	ug/m3			03/07/22 18:06	1
Vinyl chloride	ND		0.51	0.072	ug/m3			03/07/22 18:06	1
1,3-Butadiene	ND		0.44	0.084	ug/m3			03/07/22 18:06	1
Bromomethane	ND		0.78	0.20	ug/m3			03/07/22 18:06	1
Chloroethane	ND		1.3	0.66	ug/m3			03/07/22 18:06	1
Bromoethene(Vinyl Bromide)	ND		0.87	0.37	ug/m3			03/07/22 18:06	1
Trichlorofluoromethane	**1.2**		1.1	0.29	ug/m3			03/07/22 18:06	1
Freon TF	ND		1.5	0.42	ug/m3			03/07/22 18:06	1
1,1-Dichloroethene	ND		0.79	0.11	ug/m3			03/07/22 18:06	1
Acetone	**13**		12	4.8	ug/m3			03/07/22 18:06	1
Isopropyl alcohol	**11**	**J**	12	2.4	ug/m3			03/07/22 18:06	1
Carbon disulfide	ND		1.6	0.40	ug/m3			03/07/22 18:06	1
3-Chloropropene	ND		1.6	0.34	ug/m3			03/07/22 18:06	1
Methylene Chloride	**0.73**	**J**	1.7	0.59	ug/m3			03/07/22 18:06	1
tert-Butyl alcohol	ND		15	3.6	ug/m3			03/07/22 18:06	1
Methyl tert-butyl ether	ND		0.72	0.29	ug/m3			03/07/22 18:06	1
trans-1,2-Dichloroethene	ND		0.79	0.35	ug/m3			03/07/22 18:06	1
n-Hexane	ND		1.8	0.81	ug/m3			03/07/22 18:06	1
1,1-Dichloroethane	ND		0.81	0.12	ug/m3			03/07/22 18:06	1
Methyl Ethyl Ketone	**0.64**	**J**	1.5	0.50	ug/m3			03/07/22 18:06	1
cis-1,2-Dichloroethene	ND		0.79	0.13	ug/m3			03/07/22 18:06	1
1,2-Dichloroethene, Total	ND		1.6	0.71	ug/m3			03/07/22 18:06	1
Chloroform	**0.29**	**J**	0.98	0.22	ug/m3			03/07/22 18:06	1
Tetrahydrofuran	ND		15	3.5	ug/m3			03/07/22 18:06	1
1,1,1-Trichloroethane	ND		1.1	0.21	ug/m3			03/07/22 18:06	1
Cyclohexane	ND		0.69	0.12	ug/m3			03/07/22 18:06	1
Carbon tetrachloride	**0.49**	**J**	1.3	0.20	ug/m3			03/07/22 18:06	1
2,2,4-Trimethylpentane	ND		0.93	0.16	ug/m3			03/07/22 18:06	1
Benzene	**0.45**	**J**	0.64	0.24	ug/m3			03/07/22 18:06	1
1,2-Dichloroethane	ND		0.81	0.61	ug/m3			03/07/22 18:06	1

Client Sample Results

Client: GHD Services Inc.
Project/Site: 058507, GM-Lockport SSOW 256042

Job ID: 200-62381-1

Client Sample ID: 7A-IA-2-2022

Lab Sample ID: 200-62381-7

Date Collected: 03/01/22 15:27
Matrix: Air
Date Received: 03/04/22 10:40
Sample Container: Summa Canister 6L

Method: TO-15 - Volatile Organic Compounds in Ambient Air (Continued)

Analyte	Result	Qualifier	RL	MDL	Unit	D	Prepared	Analyzed	Dil Fac
n-Heptane	ND		0.82	0.24	ug/m3			03/07/22 18:06	1
Trichloroethene	**0.16**	**J**	1.1	0.13	ug/m3			03/07/22 18:06	1
Methyl methacrylate	ND		2.0	0.66	ug/m3			03/07/22 18:06	1
1,2-Dichloropropane	ND		0.92	0.40	ug/m3			03/07/22 18:06	1
1,4-Dioxane	ND		18	6.1	ug/m3			03/07/22 18:06	1
Bromodichloromethane	ND		1.3	0.27	ug/m3			03/07/22 18:06	1
cis-1,3-Dichloropropene	ND		0.91	0.091	ug/m3			03/07/22 18:06	1
methyl isobutyl ketone	ND		2.0	0.78	ug/m3			03/07/22 18:06	1
Toluene	**0.83**		0.75	0.35	ug/m3			03/07/22 18:06	1
trans-1,3-Dichloropropene	ND		0.91	0.40	ug/m3			03/07/22 18:06	1
1,1,2-Trichloroethane	ND		1.1	0.19	ug/m3			03/07/22 18:06	1
Tetrachloroethene	**0.42**	**J**	1.4	0.18	ug/m3			03/07/22 18:06	1
Methyl Butyl Ketone (2-Hexanone)	ND		2.0	0.82	ug/m3			03/07/22 18:06	1
Dibromochloromethane	ND		1.7	0.26	ug/m3			03/07/22 18:06	1
1,2-Dibromoethane	ND		1.5	0.35	ug/m3			03/07/22 18:06	1
Chlorobenzene	ND		0.92	0.20	ug/m3			03/07/22 18:06	1
Ethylbenzene	ND		0.87	0.43	ug/m3			03/07/22 18:06	1
m,p-Xylene	ND		2.2	0.74	ug/m3			03/07/22 18:06	1
Xylene, o-	ND		0.87	0.41	ug/m3			03/07/22 18:06	1
Xylene (total)	ND		3.0	1.1	ug/m3			03/07/22 18:06	1
Styrene	ND		0.85	0.14	ug/m3			03/07/22 18:06	1
Bromoform	ND		2.1	0.60	ug/m3			03/07/22 18:06	1
Cumene	ND		0.98	0.18	ug/m3			03/07/22 18:06	1
1,1,2,2-Tetrachloroethane	ND		1.4	0.30	ug/m3			03/07/22 18:06	1
n-Propylbenzene	ND		0.98	0.23	ug/m3			03/07/22 18:06	1
4-Ethyltoluene	ND		0.98	0.25	ug/m3			03/07/22 18:06	1
1,3,5-Trimethylbenzene	ND		0.98	0.22	ug/m3			03/07/22 18:06	1
2-Chlorotoluene	ND		1.0	0.25	ug/m3			03/07/22 18:06	1
tert-Butylbenzene	ND		1.1	0.20	ug/m3			03/07/22 18:06	1
1,2,4-Trimethylbenzene	ND		0.98	0.23	ug/m3			03/07/22 18:06	1
sec-Butylbenzene	ND		1.1	0.21	ug/m3			03/07/22 18:06	1
4-Isopropyltoluene	ND		1.1	0.21	ug/m3			03/07/22 18:06	1
1,3-Dichlorobenzene	ND		1.2	0.54	ug/m3			03/07/22 18:06	1
1,4-Dichlorobenzene	ND		1.2	0.57	ug/m3			03/07/22 18:06	1
Benzyl chloride	ND		1.0	0.38	ug/m3			03/07/22 18:06	1
n-Butylbenzene	ND		1.1	0.30	ug/m3			03/07/22 18:06	1
1,2-Dichlorobenzene	ND		1.2	0.42	ug/m3			03/07/22 18:06	1
1,2,4-Trichlorobenzene	ND		3.7	1.4	ug/m3			03/07/22 18:06	1
Hexachlorobutadiene	ND		2.1	0.33	ug/m3			03/07/22 18:06	1
Naphthalene	**0.95**	**J**	2.6	0.89	ug/m3			03/07/22 18:06	1

Method: TO-15 - Volatile Organic Compounds in Ambient Air

Lab Sample ID: MB 200-177354/4
Matrix: Air
Analysis Batch: 177354

Client Sample ID: Method Blank
Prep Type: Total/NA

Analyte	MB Result	MB Qualifier	RL	MDL	Unit	D	Prepared	Analyzed	Dil Fac
Dichlorodifluoromethane	ND		2.5	0.54	ug/m3			03/07/22 09:50	1
Freon 22	ND		1.8	0.39	ug/m3			03/07/22 09:50	1
1,2-Dichlorotetrafluoroethane	ND		1.4	0.38	ug/m3			03/07/22 09:50	1
Chloromethane	ND		1.0	0.25	ug/m3			03/07/22 09:50	1
n-Butane	ND		1.2	0.45	ug/m3			03/07/22 09:50	1
Vinyl chloride	ND		0.51	0.072	ug/m3			03/07/22 09:50	1
1,3-Butadiene	ND		0.44	0.084	ug/m3			03/07/22 09:50	1
Bromomethane	ND		0.78	0.20	ug/m3			03/07/22 09:50	1
Chloroethane	ND		1.3	0.66	ug/m3			03/07/22 09:50	1
Bromoethene(Vinyl Bromide)	ND		0.87	0.37	ug/m3			03/07/22 09:50	1
Trichlorofluoromethane	ND		1.1	0.29	ug/m3			03/07/22 09:50	1
Freon TF	ND		1.5	0.42	ug/m3			03/07/22 09:50	1
1,1-Dichloroethene	ND		0.79	0.11	ug/m3			03/07/22 09:50	1
Acetone	ND		12	4.8	ug/m3			03/07/22 09:50	1
Isopropyl alcohol	ND		12	2.4	ug/m3			03/07/22 09:50	1
Carbon disulfide	ND		1.6	0.40	ug/m3			03/07/22 09:50	1
3-Chloropropene	ND		1.6	0.34	ug/m3			03/07/22 09:50	1
Methylene Chloride	ND		1.7	0.59	ug/m3			03/07/22 09:50	1
tert-Butyl alcohol	ND		15	3.6	ug/m3			03/07/22 09:50	1
Methyl tert-butyl ether	ND		0.72	0.29	ug/m3			03/07/22 09:50	1
trans-1,2-Dichloroethene	ND		0.79	0.35	ug/m3			03/07/22 09:50	1
n-Hexane	ND		1.8	0.81	ug/m3			03/07/22 09:50	1
1,1-Dichloroethane	ND		0.81	0.12	ug/m3			03/07/22 09:50	1
Methyl Ethyl Ketone	ND		1.5	0.50	ug/m3			03/07/22 09:50	1
cis-1,2-Dichloroethene	ND		0.79	0.13	ug/m3			03/07/22 09:50	1
1,2-Dichloroethene, Total	ND		1.6	0.71	ug/m3			03/07/22 09:50	1
Chloroform	ND		0.98	0.22	ug/m3			03/07/22 09:50	1
Tetrahydrofuran	ND		15	3.5	ug/m3			03/07/22 09:50	1
1,1,1-Trichloroethane	ND		1.1	0.21	ug/m3			03/07/22 09:50	1
Cyclohexane	ND		0.69	0.12	ug/m3			03/07/22 09:50	1
Carbon tetrachloride	ND		1.3	0.20	ug/m3			03/07/22 09:50	1
2,2,4-Trimethylpentane	ND		0.93	0.16	ug/m3			03/07/22 09:50	1
Benzene	ND		0.64	0.24	ug/m3			03/07/22 09:50	1
1,2-Dichloroethane	ND		0.81	0.61	ug/m3			03/07/22 09:50	1
n-Heptane	ND		0.82	0.24	ug/m3			03/07/22 09:50	1
Trichloroethene	ND		1.1	0.13	ug/m3			03/07/22 09:50	1
Methyl methacrylate	ND		2.0	0.66	ug/m3			03/07/22 09:50	1
1,2-Dichloropropane	ND		0.92	0.40	ug/m3			03/07/22 09:50	1
1,4-Dioxane	ND		18	6.1	ug/m3			03/07/22 09:50	1
Bromodichloromethane	ND		1.3	0.27	ug/m3			03/07/22 09:50	1
cis-1,3-Dichloropropene	ND		0.91	0.091	ug/m3			03/07/22 09:50	1
methyl isobutyl ketone	ND		2.0	0.78	ug/m3			03/07/22 09:50	1
Toluene	ND		0.75	0.35	ug/m3			03/07/22 09:50	1
trans-1,3-Dichloropropene	ND		0.91	0.40	ug/m3			03/07/22 09:50	1
1,1,2-Trichloroethane	ND		1.1	0.19	ug/m3			03/07/22 09:50	1
Tetrachloroethene	ND		1.4	0.18	ug/m3			03/07/22 09:50	1
Methyl Butyl Ketone (2-Hexanone)	ND		2.0	0.82	ug/m3			03/07/22 09:50	1
Dibromochloromethane	ND		1.7	0.26	ug/m3			03/07/22 09:50	1

Method: TO-15 - Volatile Organic Compounds in Ambient Air (Continued)

Lab Sample ID: MB 200-177354/4
Matrix: Air
Analysis Batch: 177354

Client Sample ID: Method Blank
Prep Type: Total/NA

Analyte	MB Result	MB Qualifier	RL	MDL	Unit	D	Prepared	Analyzed	Dil Fac
1,2-Dibromoethane	ND		1.5	0.35	ug/m3			03/07/22 09:50	1
Chlorobenzene	ND		0.92	0.20	ug/m3			03/07/22 09:50	1
Ethylbenzene	ND		0.87	0.43	ug/m3			03/07/22 09:50	1
m,p-Xylene	ND		2.2	0.74	ug/m3			03/07/22 09:50	1
Xylene, o-	ND		0.87	0.41	ug/m3			03/07/22 09:50	1
Xylene (total)	ND		3.0	1.1	ug/m3			03/07/22 09:50	1
Styrene	ND		0.85	0.14	ug/m3			03/07/22 09:50	1
Bromoform	ND		2.1	0.60	ug/m3			03/07/22 09:50	1
Cumene	ND		0.98	0.18	ug/m3			03/07/22 09:50	1
1,1,2,2-Tetrachloroethane	ND		1.4	0.30	ug/m3			03/07/22 09:50	1
n-Propylbenzene	ND		0.98	0.23	ug/m3			03/07/22 09:50	1
4-Ethyltoluene	ND		0.98	0.25	ug/m3			03/07/22 09:50	1
1,3,5-Trimethylbenzene	ND		0.98	0.22	ug/m3			03/07/22 09:50	1
2-Chlorotoluene	ND		1.0	0.25	ug/m3			03/07/22 09:50	1
tert-Butylbenzene	ND		1.1	0.20	ug/m3			03/07/22 09:50	1
1,2,4-Trimethylbenzene	ND		0.98	0.23	ug/m3			03/07/22 09:50	1
sec-Butylbenzene	ND		1.1	0.21	ug/m3			03/07/22 09:50	1
4-Isopropyltoluene	ND		1.1	0.21	ug/m3			03/07/22 09:50	1
1,3-Dichlorobenzene	ND		1.2	0.54	ug/m3			03/07/22 09:50	1
1,4-Dichlorobenzene	ND		1.2	0.57	ug/m3			03/07/22 09:50	1
Benzyl chloride	ND		1.0	0.38	ug/m3			03/07/22 09:50	1
n-Butylbenzene	ND		1.1	0.30	ug/m3			03/07/22 09:50	1
1,2-Dichlorobenzene	ND		1.2	0.42	ug/m3			03/07/22 09:50	1
1,2,4-Trichlorobenzene	ND		3.7	1.4	ug/m3			03/07/22 09:50	1
Hexachlorobutadiene	ND		2.1	0.33	ug/m3			03/07/22 09:50	1
Naphthalene	ND		2.6	0.89	ug/m3			03/07/22 09:50	1

Lab Sample ID: LCS 200-177354/3
Matrix: Air
Analysis Batch: 177354

Client Sample ID: Lab Control Sample
Prep Type: Total/NA

Analyte	Spike Added	LCS Result	LCS Qualifier	Unit	D	%Rec	%Rec. Limits
Dichlorodifluoromethane	49.4	57.3		ug/m3		116	61 - 142
Freon 22	35.4	44.3		ug/m3		125	60 - 147
1,2-Dichlorotetrafluoroethane	69.9	73.7		ug/m3		105	71 - 141
Chloromethane	20.6	24.6		ug/m3		119	56 - 141
n-Butane	23.8	30.3		ug/m3		127	53 - 151
Vinyl chloride	25.6	26.1		ug/m3		102	61 - 135
1,3-Butadiene	22.1	24.2		ug/m3		109	58 - 139
Bromomethane	38.8	35.5		ug/m3		92	72 - 124
Chloroethane	26.4	27.2		ug/m3		103	68 - 130
Bromoethene(Vinyl Bromide)	43.7	40.0		ug/m3		91	75 - 125
Trichlorofluoromethane	56.2	59.4		ug/m3		106	70 - 129
Freon TF	76.6	72.8		ug/m3		95	70 - 121
1,1-Dichloroethene	39.6	35.3		ug/m3		89	68 - 120
Acetone	23.7	30.7		ug/m3		129	54 - 154
Isopropyl alcohol	24.6	28.8		ug/m3		117	53 - 142
Carbon disulfide	31.1	31.4		ug/m3		101	71 - 138
3-Chloropropene	31.3	21.3		ug/m3		68	50 - 150

Method: TO-15 - Volatile Organic Compounds in Ambient Air (Continued)

Lab Sample ID: LCS 200-177354/3
Matrix: Air
Analysis Batch: 177354

Client Sample ID: Lab Control Sample
Prep Type: Total/NA

Analyte	Spike Added	LCS Result	LCS Qualifier	Unit	D	%Rec	%Rec. Limits
Methylene Chloride	34.7	40.3		ug/m3		116	59 - 137
tert-Butyl alcohol	30.3	33.5		ug/m3		111	66 - 132
Methyl tert-butyl ether	36.0	38.7		ug/m3		107	70 - 127
trans-1,2-Dichloroethene	39.6	41.3		ug/m3		104	69 - 137
n-Hexane	35.2	37.4		ug/m3		106	63 - 138
1,1-Dichloroethane	40.5	41.1		ug/m3		102	66 - 130
Methyl Ethyl Ketone	29.5	29.5		ug/m3		100	72 - 124
cis-1,2-Dichloroethene	39.6	35.9		ug/m3		91	72 - 121
Chloroform	48.8	52.0		ug/m3		106	73 - 124
Tetrahydrofuran	29.5	35.5		ug/m3		120	60 - 149
1,1,1-Trichloroethane	54.6	55.1		ug/m3		101	72 - 127
Cyclohexane	34.4	32.4		ug/m3		94	76 - 124
Carbon tetrachloride	62.9	60.6		ug/m3		96	71 - 133
2,2,4-Trimethylpentane	46.7	51.1		ug/m3		109	68 - 131
Benzene	31.9	31.5		ug/m3		99	73 - 119
1,2-Dichloroethane	40.5	45.7		ug/m3		113	68 - 135
n-Heptane	41.0	50.2		ug/m3		122	60 - 142
Trichloroethene	53.7	48.0		ug/m3		89	73 - 122
Methyl methacrylate	40.9	44.3		ug/m3		108	73 - 129
1,2-Dichloropropane	46.2	51.1		ug/m3		111	69 - 128
1,4-Dioxane	36.0	35.5		ug/m3		98	66 - 129
Bromodichloromethane	67.0	72.1		ug/m3		108	75 - 127
cis-1,3-Dichloropropene	45.4	50.8		ug/m3		112	74 - 125
methyl isobutyl ketone	41.0	56.4		ug/m3		138	58 - 144
Toluene	37.7	36.6		ug/m3		97	75 - 122
trans-1,3-Dichloropropene	45.4	49.7		ug/m3		110	74 - 128
1,1,2-Trichloroethane	54.6	53.9		ug/m3		99	75 - 126
Tetrachloroethene	67.8	52.8		ug/m3		78	70 - 125
Methyl Butyl Ketone (2-Hexanone)	41.0	53.0		ug/m3		129	57 - 143
Dibromochloromethane	85.2	77.5		ug/m3		91	73 - 125
1,2-Dibromoethane	76.8	71.6		ug/m3		93	78 - 122
Chlorobenzene	46.0	42.0		ug/m3		91	76 - 119
Ethylbenzene	43.4	43.1		ug/m3		99	74 - 122
m,p-Xylene	86.8	81.3		ug/m3		94	76 - 121
Xylene, o-	43.4	40.7		ug/m3		94	73 - 123
Styrene	42.6	39.9		ug/m3		94	74 - 125
Bromoform	103	91.1		ug/m3		88	53 - 149
Cumene	49.1	47.3		ug/m3		96	73 - 123
1,1,2,2-Tetrachloroethane	68.6	72.2		ug/m3		105	74 - 126
n-Propylbenzene	49.1	50.5		ug/m3		103	73 - 127
4-Ethyltoluene	49.2	47.8		ug/m3		97	75 - 129
1,3,5-Trimethylbenzene	49.2	47.5		ug/m3		97	72 - 126
2-Chlorotoluene	51.8	51.8		ug/m3		100	74 - 126
tert-Butylbenzene	54.9	50.6		ug/m3		92	71 - 125
1,2,4-Trimethylbenzene	49.2	47.7		ug/m3		97	71 - 129
sec-Butylbenzene	54.9	54.1		ug/m3		99	70 - 128
4-Isopropyltoluene	54.9	52.1		ug/m3		95	68 - 130
1,3-Dichlorobenzene	60.1	51.2		ug/m3		85	69 - 131

Method: TO-15 - Volatile Organic Compounds in Ambient Air (Continued)

Lab Sample ID: LCS 200-177354/3
Matrix: Air
Analysis Batch: 177354

Client Sample ID: Lab Control Sample
Prep Type: Total/NA

Analyte	Spike Added	LCS Result	LCS Qualifier	Unit	D	%Rec	%Rec. Limits
1,4-Dichlorobenzene	60.1	51.1		ug/m3		85	67 - 132
Benzyl chloride	51.8	53.1		ug/m3		103	60 - 136
n-Butylbenzene	54.9	57.9		ug/m3		105	65 - 137
1,2-Dichlorobenzene	60.1	51.6		ug/m3		86	68 - 129
1,2,4-Trichlorobenzene	74.2	58.6		ug/m3		79	50 - 150
Hexachlorobutadiene	107	77.5		ug/m3		73	58 - 130
Naphthalene	52.4	45.6		ug/m3		87	50 - 150

Lab Sample ID: MB 200-177416/5
Matrix: Air
Analysis Batch: 177416

Client Sample ID: Method Blank
Prep Type: Total/NA

Analyte	MB Result	MB Qualifier	RL	MDL	Unit	D	Prepared	Analyzed	Dil Fac
Dichlorodifluoromethane	ND		2.5	0.54	ug/m3			03/08/22 11:06	1
Freon 22	ND		1.8	0.39	ug/m3			03/08/22 11:06	1
1,2-Dichlorotetrafluoroethane	ND		1.4	0.38	ug/m3			03/08/22 11:06	1
Chloromethane	ND		1.0	0.25	ug/m3			03/08/22 11:06	1
n-Butane	ND		1.2	0.45	ug/m3			03/08/22 11:06	1
Vinyl chloride	ND		0.51	0.072	ug/m3			03/08/22 11:06	1
1,3-Butadiene	ND		0.44	0.084	ug/m3			03/08/22 11:06	1
Bromomethane	ND		0.78	0.20	ug/m3			03/08/22 11:06	1
Chloroethane	ND		1.3	0.66	ug/m3			03/08/22 11:06	1
Bromoethene(Vinyl Bromide)	ND		0.87	0.37	ug/m3			03/08/22 11:06	1
Trichlorofluoromethane	ND		1.1	0.29	ug/m3			03/08/22 11:06	1
Freon TF	ND		1.5	0.42	ug/m3			03/08/22 11:06	1
1,1-Dichloroethene	ND		0.79	0.11	ug/m3			03/08/22 11:06	1
Acetone	ND		12	4.8	ug/m3			03/08/22 11:06	1
Isopropyl alcohol	ND		12	2.4	ug/m3			03/08/22 11:06	1
Carbon disulfide	ND		1.6	0.40	ug/m3			03/08/22 11:06	1
3-Chloropropene	ND		1.6	0.34	ug/m3			03/08/22 11:06	1
Methylene Chloride	ND		1.7	0.59	ug/m3			03/08/22 11:06	1
tert-Butyl alcohol	ND		15	3.6	ug/m3			03/08/22 11:06	1
Methyl tert-butyl ether	ND		0.72	0.29	ug/m3			03/08/22 11:06	1
trans-1,2-Dichloroethene	ND		0.79	0.35	ug/m3			03/08/22 11:06	1
n-Hexane	ND		1.8	0.81	ug/m3			03/08/22 11:06	1
1,1-Dichloroethane	ND		0.81	0.12	ug/m3			03/08/22 11:06	1
Methyl Ethyl Ketone	ND		1.5	0.50	ug/m3			03/08/22 11:06	1
cis-1,2-Dichloroethene	ND		0.79	0.13	ug/m3			03/08/22 11:06	1
1,2-Dichloroethene, Total	ND		1.6	0.71	ug/m3			03/08/22 11:06	1
Chloroform	ND		0.98	0.22	ug/m3			03/08/22 11:06	1
Tetrahydrofuran	ND		15	3.5	ug/m3			03/08/22 11:06	1
1,1,1-Trichloroethane	ND		1.1	0.21	ug/m3			03/08/22 11:06	1
Cyclohexane	ND		0.69	0.12	ug/m3			03/08/22 11:06	1
Carbon tetrachloride	ND		1.3	0.20	ug/m3			03/08/22 11:06	1
2,2,4-Trimethylpentane	ND		0.93	0.16	ug/m3			03/08/22 11:06	1
Benzene	ND		0.64	0.24	ug/m3			03/08/22 11:06	1
1,2-Dichloroethane	ND		0.81	0.61	ug/m3			03/08/22 11:06	1
n-Heptane	ND		0.82	0.24	ug/m3			03/08/22 11:06	1
Trichloroethene	ND		1.1	0.13	ug/m3			03/08/22 11:06	1

Method: TO-15 - Volatile Organic Compounds in Ambient Air (Continued)

Lab Sample ID: MB 200-177416/5
Matrix: Air
Analysis Batch: 177416

Client Sample ID: Method Blank
Prep Type: Total/NA

Analyte	MB Result	MB Qualifier	RL	MDL	Unit	D	Prepared	Analyzed	Dil Fac
Methyl methacrylate	ND		2.0	0.66	ug/m3			03/08/22 11:06	1
1,2-Dichloropropane	ND		0.92	0.40	ug/m3			03/08/22 11:06	1
1,4-Dioxane	ND		18	6.1	ug/m3			03/08/22 11:06	1
Bromodichloromethane	ND		1.3	0.27	ug/m3			03/08/22 11:06	1
cis-1,3-Dichloropropene	ND		0.91	0.091	ug/m3			03/08/22 11:06	1
methyl isobutyl ketone	ND		2.0	0.78	ug/m3			03/08/22 11:06	1
Toluene	ND		0.75	0.35	ug/m3			03/08/22 11:06	1
trans-1,3-Dichloropropene	ND		0.91	0.40	ug/m3			03/08/22 11:06	1
1,1,2-Trichloroethane	ND		1.1	0.19	ug/m3			03/08/22 11:06	1
Tetrachloroethene	ND		1.4	0.18	ug/m3			03/08/22 11:06	1
Methyl Butyl Ketone (2-Hexanone)	ND		2.0	0.82	ug/m3			03/08/22 11:06	1
Dibromochloromethane	ND		1.7	0.26	ug/m3			03/08/22 11:06	1
1,2-Dibromoethane	ND		1.5	0.35	ug/m3			03/08/22 11:06	1
Chlorobenzene	ND		0.92	0.20	ug/m3			03/08/22 11:06	1
Ethylbenzene	ND		0.87	0.43	ug/m3			03/08/22 11:06	1
m,p-Xylene	ND		2.2	0.74	ug/m3			03/08/22 11:06	1
Xylene, o-	ND		0.87	0.41	ug/m3			03/08/22 11:06	1
Xylene (total)	ND		3.0	1.1	ug/m3			03/08/22 11:06	1
Styrene	ND		0.85	0.14	ug/m3			03/08/22 11:06	1
Bromoform	ND		2.1	0.60	ug/m3			03/08/22 11:06	1
Cumene	ND		0.98	0.18	ug/m3			03/08/22 11:06	1
1,1,2,2-Tetrachloroethane	ND		1.4	0.30	ug/m3			03/08/22 11:06	1
n-Propylbenzene	ND		0.98	0.23	ug/m3			03/08/22 11:06	1
4-Ethyltoluene	ND		0.98	0.25	ug/m3			03/08/22 11:06	1
1,3,5-Trimethylbenzene	ND		0.98	0.22	ug/m3			03/08/22 11:06	1
2-Chlorotoluene	ND		1.0	0.25	ug/m3			03/08/22 11:06	1
tert-Butylbenzene	ND		1.1	0.20	ug/m3			03/08/22 11:06	1
1,2,4-Trimethylbenzene	0.459	J	0.98	0.23	ug/m3			03/08/22 11:06	1
sec-Butylbenzene	ND		1.1	0.21	ug/m3			03/08/22 11:06	1
4-Isopropyltoluene	ND		1.1	0.21	ug/m3			03/08/22 11:06	1
1,3-Dichlorobenzene	ND		1.2	0.54	ug/m3			03/08/22 11:06	1
1,4-Dichlorobenzene	ND		1.2	0.57	ug/m3			03/08/22 11:06	1
Benzyl chloride	ND		1.0	0.38	ug/m3			03/08/22 11:06	1
n-Butylbenzene	0.373	J	1.1	0.30	ug/m3			03/08/22 11:06	1
1,2-Dichlorobenzene	ND		1.2	0.42	ug/m3			03/08/22 11:06	1
1,2,4-Trichlorobenzene	ND		3.7	1.4	ug/m3			03/08/22 11:06	1
Hexachlorobutadiene	ND		2.1	0.33	ug/m3			03/08/22 11:06	1
Naphthalene	ND		2.6	0.89	ug/m3			03/08/22 11:06	1

Lab Sample ID: LCS 200-177416/4
Matrix: Air
Analysis Batch: 177416

Client Sample ID: Lab Control Sample
Prep Type: Total/NA

Analyte	Spike Added	LCS Result	LCS Qualifier	Unit	D	%Rec	%Rec. Limits
Dichlorodifluoromethane	49.4	61.7		ug/m3		125	61 - 142
Freon 22	35.4	39.3		ug/m3		111	60 - 147
1,2-Dichlorotetrafluoroethane	69.9	74.0		ug/m3		106	71 - 141
Chloromethane	20.6	16.9		ug/m3		82	56 - 141
n-Butane	23.8	21.6		ug/m3		91	53 - 151

Method: TO-15 - Volatile Organic Compounds in Ambient Air (Continued)

Lab Sample ID: LCS 200-177416/4
Matrix: Air
Analysis Batch: 177416

Client Sample ID: Lab Control Sample
Prep Type: Total/NA

Analyte	Spike Added	LCS Result	LCS Qualifier	Unit	D	%Rec	%Rec. Limits
Vinyl chloride	25.6	23.4		ug/m3		92	61 - 135
1,3-Butadiene	22.1	20.9		ug/m3		94	58 - 139
Bromomethane	38.8	38.6		ug/m3		99	72 - 124
Chloroethane	26.4	26.2		ug/m3		99	68 - 130
Bromoethene(Vinyl Bromide)	43.7	42.1		ug/m3		96	75 - 125
Trichlorofluoromethane	56.2	66.0		ug/m3		118	70 - 129
Freon TF	76.6	79.9		ug/m3		104	70 - 121
1,1-Dichloroethene	39.6	38.6		ug/m3		97	68 - 120
Acetone	23.7	25.2		ug/m3		106	54 - 154
Isopropyl alcohol	24.6	24.0		ug/m3		97	53 - 142
Carbon disulfide	31.1	28.4		ug/m3		91	71 - 138
3-Chloropropene	31.3	24.3		ug/m3		78	50 - 150
Methylene Chloride	34.7	35.7		ug/m3		103	59 - 137
tert-Butyl alcohol	30.3	31.8		ug/m3		105	66 - 132
Methyl tert-butyl ether	36.0	36.8		ug/m3		102	70 - 127
trans-1,2-Dichloroethene	39.6	39.6		ug/m3		100	69 - 137
n-Hexane	35.2	34.2		ug/m3		97	63 - 138
1,1-Dichloroethane	40.5	41.3		ug/m3		102	66 - 130
Methyl Ethyl Ketone	29.5	26.1		ug/m3		89	72 - 124
cis-1,2-Dichloroethene	39.6	39.3		ug/m3		99	72 - 121
Chloroform	48.8	52.5		ug/m3		108	73 - 124
Tetrahydrofuran	29.5	27.8		ug/m3		94	60 - 149
1,1,1-Trichloroethane	54.6	66.8		ug/m3		122	72 - 127
Cyclohexane	34.4	32.4		ug/m3		94	76 - 124
Carbon tetrachloride	62.9	79.5		ug/m3		126	71 - 133
2,2,4-Trimethylpentane	46.7	38.9		ug/m3		83	68 - 131
Benzene	31.9	28.1		ug/m3		88	73 - 119
1,2-Dichloroethane	40.5	45.5		ug/m3		112	68 - 135
n-Heptane	41.0	32.0		ug/m3		78	60 - 142
Trichloroethene	53.7	50.5		ug/m3		94	73 - 122
Methyl methacrylate	40.9	33.5		ug/m3		82	73 - 129
1,2-Dichloropropane	46.2	34.2		ug/m3		74	69 - 128
1,4-Dioxane	36.0	32.1		ug/m3		89	66 - 129
Bromodichloromethane	67.0	65.9		ug/m3		98	75 - 127
cis-1,3-Dichloropropene	45.4	36.6		ug/m3		81	74 - 125
methyl isobutyl ketone	41.0	34.0		ug/m3		83	58 - 144
Toluene	37.7	36.0		ug/m3		95	75 - 122
trans-1,3-Dichloropropene	45.4	39.3		ug/m3		87	74 - 128
1,1,2-Trichloroethane	54.6	51.5		ug/m3		94	75 - 126
Tetrachloroethene	67.8	74.5		ug/m3		110	70 - 125
Methyl Butyl Ketone (2-Hexanone)	41.0	40.8		ug/m3		100	57 - 143
Dibromochloromethane	85.2	104		ug/m3		122	73 - 125
1,2-Dibromoethane	76.8	77.1		ug/m3		100	78 - 122
Chlorobenzene	46.0	43.4		ug/m3		94	76 - 119
Ethylbenzene	43.4	40.1		ug/m3		92	74 - 122
m,p-Xylene	86.8	82.3		ug/m3		95	76 - 121
Xylene, o-	43.4	38.0		ug/m3		88	73 - 123
Styrene	42.6	40.9		ug/m3		96	74 - 125

Method: TO-15 - Volatile Organic Compounds in Ambient Air (Continued)

Lab Sample ID: LCS 200-177416/4
Matrix: Air
Analysis Batch: 177416

Client Sample ID: Lab Control Sample
Prep Type: Total/NA

Analyte	Spike Added	LCS Result	LCS Qualifier	Unit	D	%Rec	%Rec. Limits
Bromoform	103	138		ug/m3		133	53 - 149
Cumene	49.1	47.0		ug/m3		96	73 - 123
1,1,2,2-Tetrachloroethane	68.6	63.5		ug/m3		92	74 - 126
n-Propylbenzene	49.1	42.9		ug/m3		87	73 - 127
4-Ethyltoluene	49.2	43.1		ug/m3		88	75 - 129
1,3,5-Trimethylbenzene	49.2	43.9		ug/m3		89	72 - 126
2-Chlorotoluene	51.8	47.2		ug/m3		91	74 - 126
tert-Butylbenzene	54.9	49.7		ug/m3		90	71 - 125
1,2,4-Trimethylbenzene	49.2	43.0		ug/m3		88	71 - 129
sec-Butylbenzene	54.9	46.7		ug/m3		85	70 - 128
4-Isopropyltoluene	54.9	47.1		ug/m3		86	68 - 130
1,3-Dichlorobenzene	60.1	52.1		ug/m3		87	69 - 131
1,4-Dichlorobenzene	60.1	51.4		ug/m3		86	67 - 132
Benzyl chloride	51.8	49.0		ug/m3		95	60 - 136
n-Butylbenzene	54.9	43.8		ug/m3		80	65 - 137
1,2-Dichlorobenzene	60.1	53.2		ug/m3		88	68 - 129
1,2,4-Trichlorobenzene	74.2	69.4		ug/m3		93	50 - 150
Hexachlorobutadiene	107	112		ug/m3		105	58 - 130
Naphthalene	52.4	47.8		ug/m3		91	50 - 150

QC Association Summary

Client: GHD Services Inc.
Project/Site: 058507, GM-Lockport SSOW 256042

Job ID: 200-62381-1

Air - GC/MS VOA

Analysis Batch: 177354

Lab Sample ID	Client Sample ID	Prep Type	Matrix	Method	Prep Batch
200-62381-1	OA-1-2022	Total/NA	Air	TO-15	
200-62381-2	10-IA-1-2022	Total/NA	Air	TO-15	
200-62381-3	10-IA-2-2022	Total/NA	Air	TO-15	
200-62381-4	8-IA-1-2022	Total/NA	Air	TO-15	
200-62381-5	8-IA-2-2022	Total/NA	Air	TO-15	
200-62381-6	7A-IA-1-2022	Total/NA	Air	TO-15	
200-62381-7	7A-IA-2-2022	Total/NA	Air	TO-15	
MB 200-177354/4	Method Blank	Total/NA	Air	TO-15	
LCS 200-177354/3	Lab Control Sample	Total/NA	Air	TO-15	

Analysis Batch: 177416

Lab Sample ID	Client Sample ID	Prep Type	Matrix	Method	Prep Batch
200-62381-2 - DL	10-IA-1-2022	Total/NA	Air	TO-15	
200-62381-3 - DL	10-IA-2-2022	Total/NA	Air	TO-15	
MB 200-177416/5	Method Blank	Total/NA	Air	TO-15	
LCS 200-177416/4	Lab Control Sample	Total/NA	Air	TO-15	

Lab Chronicle

Client: GHD Services Inc.
Project/Site: 058507, GM-Lockport SSOW 256042

Job ID: 200-62381-1

Client Sample ID: OA-1-2022 — Lab Sample ID: 200-62381-1

Date Collected: 03/01/22 15:07
Date Received: 03/04/22 10:40
Matrix: Air

Prep Type	Batch Type	Batch Method	Run	Dilution Factor	Batch Number	Prepared or Analyzed	Analyst	Lab
Total/NA	Analysis	TO-15		1	177354	03/07/22 12:41	A1B	TAL BUR

Client Sample ID: 10-IA-1-2022 — Lab Sample ID: 200-62381-2

Date Collected: 03/01/22 15:11
Date Received: 03/04/22 10:40
Matrix: Air

Prep Type	Batch Type	Batch Method	Run	Dilution Factor	Batch Number	Prepared or Analyzed	Analyst	Lab
Total/NA	Analysis	TO-15		1	177354	03/07/22 13:35	A1B	TAL BUR
Total/NA	Analysis	TO-15	DL	4	177416	03/08/22 20:46	K1P	TAL BUR

Client Sample ID: 10-IA-2-2022 — Lab Sample ID: 200-62381-3

Date Collected: 03/01/22 13:58
Date Received: 03/04/22 10:40
Matrix: Air

Prep Type	Batch Type	Batch Method	Run	Dilution Factor	Batch Number	Prepared or Analyzed	Analyst	Lab
Total/NA	Analysis	TO-15		1	177354	03/07/22 14:30	A1B	TAL BUR
Total/NA	Analysis	TO-15	DL	15.4	177416	03/08/22 21:38	K1P	TAL BUR

Client Sample ID: 8-IA-1-2022 — Lab Sample ID: 200-62381-4

Date Collected: 03/01/22 15:18
Date Received: 03/04/22 10:40
Matrix: Air

Prep Type	Batch Type	Batch Method	Run	Dilution Factor	Batch Number	Prepared or Analyzed	Analyst	Lab
Total/NA	Analysis	TO-15		1	177354	03/07/22 15:23	A1B	TAL BUR

Client Sample ID: 8-IA-2-2022 — Lab Sample ID: 200-62381-5

Date Collected: 03/01/22 15:46
Date Received: 03/04/22 10:40
Matrix: Air

Prep Type	Batch Type	Batch Method	Run	Dilution Factor	Batch Number	Prepared or Analyzed	Analyst	Lab
Total/NA	Analysis	TO-15		1	177354	03/07/22 16:18	A1B	TAL BUR

Client Sample ID: 7A-IA-1-2022 — Lab Sample ID: 200-62381-6

Date Collected: 03/01/22 16:08
Date Received: 03/04/22 10:40
Matrix: Air

Prep Type	Batch Type	Batch Method	Run	Dilution Factor	Batch Number	Prepared or Analyzed	Analyst	Lab
Total/NA	Analysis	TO-15		1	177354	03/07/22 17:12	A1B	TAL BUR

Client Sample ID: 7A-IA-2-2022 — Lab Sample ID: 200-62381-7

Date Collected: 03/01/22 15:27
Date Received: 03/04/22 10:40
Matrix: Air

Prep Type	Batch Type	Batch Method	Run	Dilution Factor	Batch Number	Prepared or Analyzed	Analyst	Lab
Total/NA	Analysis	TO-15		1	177354	03/07/22 18:06	A1B	TAL BUR

Lab Chronicle

Client: GHD Services Inc.
Project/Site: 058507, GM-Lockport SSOW 256042

Job ID: 200-62381-1

Laboratory References:

TAL BUR = Eurofins Burlington, 530 Community Drive, Suite 11, South Burlington, VT 05403, TEL (802)660-1990

Accreditation/Certification Summary

Client: GHD Services Inc.
Project/Site: 058507, GM-Lockport SSOW 256042

Job ID: 200-62381-1

Laboratory: Eurofins Burlington

Unless otherwise noted, all analytes for this laboratory were covered under each accreditation/certification below.

Authority	Program	Identification Number	Expiration Date
New York	NELAP	10391	04-01-22

The following analytes are included in this report, but the laboratory is not certified by the governing authority. This list may include analytes for which the agency does not offer certification.

Analysis Method	Prep Method	Matrix	Analyte
TO-15		Air	1,2-Dichloroethene, Total
TO-15		Air	4-Ethyltoluene
TO-15		Air	4-Isopropyltoluene
TO-15		Air	Cumene
TO-15		Air	Freon 22
TO-15		Air	Methyl Butyl Ketone (2-Hexanone)
TO-15		Air	n-Butane
TO-15		Air	n-Butylbenzene
TO-15		Air	n-Propylbenzene
TO-15		Air	sec-Butylbenzene
TO-15		Air	tert-Butylbenzene
TO-15		Air	Tetrahydrofuran

Method Summary

Client: GHD Services Inc.
Project/Site: 058507, GM-Lockport SSOW 256042

Job ID: 200-62381-1

Method	Method Description	Protocol	Laboratory
TO-15	Volatile Organic Compounds in Ambient Air	EPA	TAL BUR

Protocol References:

EPA = US Environmental Protection Agency

Laboratory References:

TAL BUR = Eurofins Burlington, 530 Community Drive, Suite 11, South Burlington, VT 05403, TEL (802)660-1990

Sample Summary

Client: GHD Services Inc.
Project/Site: 058507, GM-Lockport SSOW 256042

Job ID: 200-62381-1

Lab Sample ID	Client Sample ID	Matrix	Collected	Received	Asset ID
200-62381-1	OA-1-2022	Air	03/01/22 15:07	03/04/22 10:40	Air Canister (6-Liter) #2594
200-62381-2	10-IA-1-2022	Air	03/01/22 15:11	03/04/22 10:40	Air Canister (6-Liter) #3404
200-62381-3	10-IA-2-2022	Air	03/01/22 13:58	03/04/22 10:40	Air Canister (6-Liter) #3264
200-62381-4	8-IA-1-2022	Air	03/01/22 15:18	03/04/22 10:40	Air Canister (6-Liter) #2512
200-62381-5	8-IA-2-2022	Air	03/01/22 15:46	03/04/22 10:40	Air Canister (6-Liter) #3367
200-62381-6	7A-IA-1-2022	Air	03/01/22 16:08	03/04/22 10:40	Air Canister (6-Liter) #2959
200-62381-7	7A-IA-2-2022	Air	03/01/22 15:27	03/04/22 10:40	Air Canister (6-Liter) #2662

Eurofins TestAmerica, Burlington
530 Community Drive
Suite 11
South Burlington, VT 05403-6809
phone 802.660 1990 fax 802.660 1919

Canister Samples Chain of Custody Record

TestAmerica Laboratories, Inc. assumes no liability with respect to the collection and shipment of these samples.

200-62381 Chain of Custody

TestAmerica Laboratories, Inc. d/b/a Eurofins TestAmerica

Client Contact Information	**Client Project Manager:** Thomas Benlen	**Samples Collected By:** Morgan Brown
Company Name: GZA	**Phone:**	
Address: 300 Pearl St Suite 700	**Email:** Thomas.Benlen@GZA.com	
City/State/Zip Buffalo NY 14202		
Phone:	**Site Contact:**	
FAX:	**Tel/Fax**	
Project Name: GM Lockport	**Analysis Turnaround Time**	
Site/Location	Standard (Specific): X	
P O #	Rush (Specify):	

COC No: 1 of 1 COCs

TALS Project #:

For Lab Use Only:
Walk-in Client:
Lab Sampling

Job / SDG No.

(See below for Add'l Items)

Sample Identification	Sample Start Date	Time Start	Sample End Date	Time Stop	Canister Vacuum in Field, "Hg (Start)	Canister Vacuum in Field, "Hg (Stop)	Flow Controller ID	Canister ID	TO-14/15 (Standard / Low Level)	TO-15 SIM	EPA 3C	EPA 25C	ASTM D-1946	EPA 15/16	Other (Please specify in notes section)	Sample Type	Indoor Air/Ambient Air	Sub-Slab	Soil Gas	Soil Vapor Extraction (SVE)	Landfill Gas	Other (Please specify in notes section)	Sample Specific Notes:
OA-1-2022	3-1-22	0737	3-1-22	1507	27	7	6554	2594	X								~~X~~ NO 3/3/22						Outdoor Air
10IA-1-2022	↓	0745	↓	1511	28	7	4724	3404		X							X						
10IA-2-2022		0748		1358	26	5	3955	3264		X							X						
8-IA-1-2022		0759		1518	28	5	6563	2512		X							X						
8-IA-2-2022		0800		1546	30	7	6082	3367		X							X						
7A-IA-1-2022		0800		1608	30	11	3943	2959		X							X						
7A-IA-2-2022		0804		1527	26	6	3167	2662		X							X						

Temperature (Fahrenheit)			
Start	Interior 68	Ambient 41	
Stop	68	41	

Pressure (inches of Hg)			
Start	Interior	Ambient	
Stop			

Special Instructions/QC Requirements & Comments:

Samples Shipped by:	**Date / Time:**	**Samples Received by:**	
Samples Relinquished by:	**Date / Time:** 3-1-22 / 1640	**Received by:** Allison M Heinzeck	
Relinquished by: Matthew Likoth	**Date / Time:** 3/2/22 1700	**Received by:** John P. Benn ETABVI 3/3/22	10:30
Lab Use Only: **Shipper Name:**	**Opened by:**	**Condition:**	

Form No. CA-C-WI-003, Rev. 2.28, dated 1/8/2021

eurofins | Environment Testing
TestAmerica

Part # 159469-434 MTW EXP 12/22

ORIGIN ID:DKKA (716) 691-2600
SAMPLE RECEIPT
EUROFINS BUFFALO
10 HAZELWOOD DR

AMHERST, NY 14228
UNITED STATES US

SHIP DATE: 02MAR22
ACTWGT: 25.15 LB
CAD: 846654/CAFE3510

BILL RECIPIENT

TO SAMPLE MGT.
EUROFINS BURLINGTON
530 COMMUNITY DRIVE
SUITE 11
SOUTH BURLINGTON VT 05403
(802) 923-1026
REF: TA BURLINGTON AIR

FedEx Express

1 of 2
TRK# 0201 1888 3867 7769
MASTER

THU - 03 MAR 10:30A
PRIORITY OVERNIGHT

NL BTVA

05403
VT-US BTV

eurofins | Environment Testing
TestAmerica

Part # 159469-434 MTW EXP 12/22

ORIGIN ID:DKKA (716) 691-2600
SAMPLE RECEIPT
EUROFINS BUFFALO
10 HAZELWOOD DR

AMHERST, NY 14228
UNITED STATES US

SHIP DATE: 02MAR22
ACTWGT: 25.15 LB
CAD: 846654/CAFE3510

BILL RECIPIENT

TO SAMPLE MGT.
EUROFINS BURLINGTON
530 COMMUNITY DRIVE
SUITE 11
SOUTH BURLINGTON VT 05403
(802) 923-1026
REF: TA BURLINGTON AIR

FedEx Express

2 of 2
MPS# 0263 1888 3867 7770
Mstr# 1888 3867 7769

0201

THU - 03 MAR 10:30A
PRIORITY OVERNIGHT

NL BTVA

05403
VT-US BTV

Login Sample Receipt Checklist

Client: GHD Services Inc.

Job Number: 200-62381-1

Login Number: 62381
List Number: 1
Creator: Beane, John P

List Source: Eurofins Burlington

Question	Answer	Comment
Radioactivity wasn't checked or is </= background as measured by a survey meter.	N/A	Lab does not accept radioactive samples.
The cooler's custody seal, if present, is intact.	True	102829
Sample custody seals, if present, are intact.	N/A	Not Present
The cooler or samples do not appear to have been compromised or tampered with.	True	
Samples were received on ice.	N/A	Thermal preservation not required.
Cooler Temperature is acceptable.	True	
Cooler Temperature is recorded.	N/A	Thermal preservation not required.
COC is present.	True	
COC is filled out in ink and legible.	True	
COC is filled out with all pertinent information.	True	
Is the Field Sampler's name present on COC?	True	
There are no discrepancies between the containers received and the COC.	True	
Samples are received within Holding Time (excluding tests with immediate HTs)	True	
Sample containers have legible labels.	True	
Containers are not broken or leaking.	True	
Sample collection date/times are provided.	True	
Appropriate sample containers are used.	True	
Sample bottles are completely filled.	True	
Sample Preservation Verified.	True	
There is sufficient vol. for all requested analyses, incl. any requested MS/MSDs	True	
Containers requiring zero headspace have no headspace or bubble is <6mm (1/4").	True	
Multiphasic samples are not present.	True	
Samples do not require splitting or compositing.	True	
Residual Chlorine Checked.	N/A	

Pre-Shipment Clean Canister Certification Report

Canister Cleaning & Pre-Shipment Leak Test

System ID	Max DF#	# Cycles	Cleaning Start Date/Time		System Start Temp(s):		Technician	Can Size	Certification Type:
Oven 3/4	10	32	12/9/2021	1200	22	22	SML	6 liter	Individual

Port	Can ID	Initial[1] (psia)	Final (psia)	Diff.[3]	Final ("Hg)	Initial Reading Gauge:	Date:	Time:	Tech:	Temp:	Final Reading Gauge:	Date:	Time:	Tech:	Temp:
1	3404	.03	.03	Ø	29.3	G26	2/18/22	1421	✓	22.0	G26	2/19/22	1314	✓	22.0
2	3410		.03	Ø		G26					G26				
3	2512		.03	Ø		G26					G26				
4	3264		.03	Ø		G26					G26				
5	2977		.03	Ø		G26					G26				
6	5462		.03	Ø		G26					G26				
7	2594		.03	Ø		G26					G26				
8	3263		.03	Ø		G26					G26				
9	3367		.03	Ø		G26					G26				
10	3372		.03	Ø		G26					G26				
~~11~~	2868		.03	Ø		G26					G26				
12	2534	✓	.03	Ø	✓	G26	✓	✓	✓	✓	G26	✓	✓	✓	✓

[1] Batch Certification: The reading is taken on the "batch" canister and this value is used as the initial pressure for all canisters in the batch.

[3] Difference = Final Pressure - Initial Pressure . Acceptance Criteria: (1) The difference must be less than or equal to + 0.25psi. (2) Pressure readings must be at least 24 hours apart.

If time frame was not met, the PM must authorize shipment of canister **PM Authorization** **Date:**

Clean Canister Certification Analysis & Authorization of Release to Inventory

Test Method: ☐TO15 Routine ☒TO15 LL

Can ID	Date	Sequence	Analyst	Inventory Level 1	2	3	4	Secondary Review Limited	Review Date	Reviewer
3404	12/13/21	48757	KPI	XXXXXXXX					12/14/21	TPB
3410				XXXXXXXX						
2512				XXXXXXXX						
3264				XXXXXXXX						
2977				XXXXXXXX						
5462				XXXXXXXX						
2594				XXXXXXXX						
3263	12/15/21	48806		XXXXXXXX					12/15/21	
3367				XXXXXXXX						
3372 ✗	~~2/15/22~~	~~49594H~~	~~AB1~~	~~XXXXXXXX~~		~~2/15/22~~			~~2/18/22~~	~~TPB~~
2868	2/18/22	49594H	AB1	XXXXXXXX					2/18/22	
2534				XXXXXXXX						

Inventory Level 1: Individual Canister Certification (TO15LL 0.01).

Inventory Level 2: Individual or Batch Certification (TO15 0.04 ppbv).

Inventory Level 3: Individual or Batch Certification (TO15 0.2 ppbv).

Inventory Level Limited: Canisters may only be used for certain projects.

Dup Tees/Vac gauges (enter IDs if included):

Comments:

~~LL 0.01 IND CERTIFIED~~

Routine cert 2868

Form ID: FAI023:12
Revision Date: 12/18/2018

TestAmerica Burlington

200-61307-A-1
3404
Location: Air-Storage
Bottle: Summa Canister 6L
Sampled: 12/9/2021 12:00 AM 200-1568476

Loc: 200
61307
#1 A
Air-Storag

Pre-Shipment Clean Canister Certification Report

Canister Cleaning & Pre-Shipment Leak Test

System ID	Max DF#	# Cycles	Cleaning Start Date/Time		System Start Temp(s):		Technician	Can Size	Certification Type:
Oven 3/4	10	32	12/15/2021	1411	22	22	SML	6 liter	Individual

Port	Can ID	Initial[1] (psia)	Final (psia)	Diff.[3]	Final ("Hg)	Initial Reading Gauge:	Date:	Time:	Tech:	Temp:	Final Reading Gauge:	Date:	Time:	Tech:	Temp:
1	2967	103	103	Ø	29.3	G26	2/8/22	1310	C	22.0	G26	2/19/22	1138	C	22.0
2	3255		103	Ø		G26	2/18/22				G26				
3	3154		103	Ø		G26					G26				
4	2959		103	Ø		G26					G26				
5	3339		103	Ø		G26					G26				
~~6~~	2508		103	Ø		G26					G26				
7	3661		103	Ø		G26					G26				
~~8~~	~~4242~~					G26					G26				
9	4870		103	Ø		G26					G26				
10	3258		103	Ø		G26					G26				
11	2733		103	Ø		G26					G26				
12	2662		103	Ø		G26					G26				

[1] Batch Certification: The reading is taken on the "batch" canister and this value is used as the initial pressure for all canisters in the batch.

[3] Difference = Final Pressure - Initial Pressure . Acceptance Criteria: (1) The difference must be less than or equal to + 0.25psi. (2) Pressure readings must be at least 24 hours apart.

If time frame was not met, the PM must authorize shipment of canister **PM Authorization** **Date:**

Clean Canister Certification Analysis & Authorization of Release to Inventory

Test Method: ☒ TO15 Routine ☐ TO15 LL

Can ID	Date	Sequence	Analyst	Inventory Level 1	2	3	4	Limited	Secondary Review Review Date	Reviewer
2967	12/23/21	48940	KPI	XXXXXXXX					12/23/21	JPB
3255				XXXXXXXX						
3154				XXXXXXXX						
2959				XXXXXXXX						
3339				XXXXXXXX						
2508	2/18/22	49594	ABI	XXXXXXXX					2/18/22	JPB
3661				XXXXXXXX						
4242	Bad			XXXXXXXX						
4870	11/17/22	49206	KPI	XXXXXXXX					11/17/22	JPB
3258				XXXXXXXX						
2733				XXXXXXXX						
2662				XXXXXXXX						

Inventory Level 1: Individual Canister Certification (TO15LL 0.01).

Inventory Level 2: Individual or Batch Certification (TO15 0.04 ppbv).

Inventory Level 3: Individual or Batch Certification (TO15 0.2 ppbv).

Inventory Level Limited: Canisters may only be used for certain projects.

Dup Tees/Vac gauges (enter IDs if included):

Comments:

~~E.L. 0.01~~ IND CERTIFIED

Routine Cert 2508

200-61409-A-1
2967
Location: Air-Storage
Bottle: Summa Canister 6L
Sampled: 12/15/2021 12:00 AM 200-1572185

Loc: 200
61409
#1 A
Air-Storag

Page 42 of 61

3/11/2022

Form ID: FAI023:12
Revision Date: 12/18/2018

TestAmerica Burlington

FORM I
AIR - GC/MS VOA ORGANICS ANALYSIS DATA SHEET

Lab Name: Eurofins Burlington
Job No.: 200-61307-1
SDG No.:
Client Sample ID: 2868
Lab Sample ID: 200-61307-11
Matrix: Air
Lab File ID: 200-49594-025.D
Analysis Method: TO-15
Date Collected: 12/09/2021 00:00
Sample wt/vol: 1000(mL)
Date Analyzed: 02/18/2022 05:50
Soil Aliquot Vol:
Dilution Factor: 0.2
Soil Extract Vol.:
GC Column: RTX-624 ID: 0.32(mm)
% Moisture:
Level: (low/med) Low
Analysis Batch No.: 176799
Units: ppb v/v

CAS NO.	COMPOUND NAME	RESULT	Q	RL	RL
115-07-1	Propylene	1.0	U	1.0	1.0
75-71-8	Dichlorodifluoromethane	0.10	U	0.10	0.10
75-45-6	Freon 22	0.10	U	0.10	0.10
76-14-2	1,2-Dichlorotetrafluoroethane	0.040	U H	0.040	0.040
74-87-3	Chloromethane	0.10	U	0.10	0.10
106-97-8	n-Butane	0.10	U	0.10	0.10
75-01-4	Vinyl chloride	0.040	U	0.040	0.040
106-99-0	1,3-Butadiene	0.040	U	0.040	0.040
74-83-9	Bromomethane	0.040	U	0.040	0.040
75-00-3	Chloroethane	0.10	U	0.10	0.10
593-60-2	Bromoethene(Vinyl Bromide)	0.040	U	0.040	0.040
75-69-4	Trichlorofluoromethane	0.040	U	0.040	0.040
64-17-5	Ethanol	1.0	U	1.0	1.0
76-13-1	Freon TF	0.040	U H	0.040	0.040
75-35-4	1,1-Dichloroethene	0.040	U H	0.040	0.040
67-64-1	Acetone	1.0	U H	1.0	1.0
67-63-0	Isopropyl alcohol	1.0	U	1.0	1.0
75-15-0	Carbon disulfide	0.10	U	0.10	0.10
107-05-1	3-Chloropropene	0.10	U H	0.10	0.10
75-09-2	Methylene Chloride	0.10	U	0.10	0.10
75-65-0	tert-Butyl alcohol	1.0	U H	1.0	1.0
1634-04-4	Methyl tert-butyl ether	0.040	U	0.040	0.040
156-60-5	trans-1,2-Dichloroethene	0.040	U	0.040	0.040
110-54-3	n-Hexane	0.10	U	0.10	0.10
75-34-3	1,1-Dichloroethane	0.040	U H	0.040	0.040
108-05-4	Vinyl acetate	1.0	U	1.0	1.0
141-78-6	Ethyl acetate	1.0	U	1.0	1.0
78-93-3	Methyl Ethyl Ketone	0.10	U H	0.10	0.10
156-59-2	cis-1,2-Dichloroethene	0.040	U	0.040	0.040
540-59-0	1,2-Dichloroethene, Total	0.080	U H	0.080	0.080
67-66-3	Chloroform	0.040	U	0.040	0.040
109-99-9	Tetrahydrofuran	1.0	U	1.0	1.0
71-55-6	1,1,1-Trichloroethane	0.040	U H	0.040	0.040
110-82-7	Cyclohexane	0.040	U	0.040	0.040
56-23-5	Carbon tetrachloride	0.040	U	0.040	0.040

FORM I
AIR - GC/MS VOA ORGANICS ANALYSIS DATA SHEET

Lab Name: Eurofins Burlington
Job No.: 200-61307-1
SDG No.:
Client Sample ID: 2868
Lab Sample ID: 200-61307-11
Matrix: Air
Lab File ID: 200-49594-025.D
Analysis Method: TO-15
Date Collected: 12/09/2021 00:00
Sample wt/vol: 1000(mL)
Date Analyzed: 02/18/2022 05:50
Soil Aliquot Vol:
Dilution Factor: 0.2
Soil Extract Vol.:
GC Column: RTX-624 ID: 0.32(mm)
% Moisture:
Level: (low/med) Low
Analysis Batch No.: 176799
Units: ppb v/v

CAS NO.	COMPOUND NAME	RESULT	Q	RL	RL
540-84-1	2,2,4-Trimethylpentane	0.040	U	0.040	0.040
71-43-2	Benzene	0.040	U H	0.040	0.040
107-06-2	1,2-Dichloroethane	0.040	U H	0.040	0.040
142-82-5	n-Heptane	0.040	U	0.040	0.040
79-01-6	Trichloroethene	0.040	U	0.040	0.040
80-62-6	Methyl methacrylate	0.10	U	0.10	0.10
78-87-5	1,2-Dichloropropane	0.040	U H	0.040	0.040
123-91-1	1,4-Dioxane	1.0	U H	1.0	1.0
75-27-4	Bromodichloromethane	0.040	U	0.040	0.040
10061-01-5	cis-1,3-Dichloropropene	0.040	U	0.040	0.040
108-10-1	methyl isobutyl ketone	0.10	U H	0.10	0.10
108-88-3	Toluene	0.040	U	0.040	0.040
10061-02-6	trans-1,3-Dichloropropene	0.040	U	0.040	0.040
79-00-5	1,1,2-Trichloroethane	0.040	U H	0.040	0.040
127-18-4	Tetrachloroethene	0.040	U	0.040	0.040
591-78-6	Methyl Butyl Ketone (2-Hexanone)	0.10	U H	0.10	0.10
124-48-1	Dibromochloromethane	0.040	U	0.040	0.040
106-93-4	1,2-Dibromoethane	0.040	U	0.040	0.040
108-90-7	Chlorobenzene	0.040	U	0.040	0.040
100-41-4	Ethylbenzene	0.040	U	0.040	0.040
179601-23-1	m,p-Xylene	0.10	U	0.10	0.10
95-47-6	Xylene, o-	0.040	U	0.040	0.040
1330-20-7	Xylene (total)	0.14	U	0.14	0.14
100-42-5	Styrene	0.040	U	0.040	0.040
75-25-2	Bromoform	0.040	U	0.040	0.040
98-82-8	Cumene	0.040	U	0.040	0.040
79-34-5	1,1,2,2-Tetrachloroethane	0.040	U H	0.040	0.040
103-65-1	n-Propylbenzene	0.040	U	0.040	0.040
622-96-8	4-Ethyltoluene	0.040	U H	0.040	0.040
108-67-8	1,3,5-Trimethylbenzene	0.040	U H	0.040	0.040
95-49-8	2-Chlorotoluene	0.040	U H	0.040	0.040
98-06-6	tert-Butylbenzene	0.040	U	0.040	0.040
95-63-6	1,2,4-Trimethylbenzene	0.040	U H	0.040	0.040
135-98-8	sec-Butylbenzene	0.040	U	0.040	0.040
99-87-6	4-Isopropyltoluene	0.040	U H	0.040	0.040

FORM I
AIR - GC/MS VOA ORGANICS ANALYSIS DATA SHEET

Lab Name: Eurofins Burlington
Job No.: 200-61307-1
SDG No.:
Client Sample ID: 2868
Lab Sample ID: 200-61307-11
Matrix: Air
Lab File ID: 200-49594-025.D
Analysis Method: TO-15
Date Collected: 12/09/2021 00:00
Sample wt/vol: 1000(mL)
Date Analyzed: 02/18/2022 05:50
Soil Aliquot Vol:
Dilution Factor: 0.2
Soil Extract Vol.:
GC Column: RTX-624 ID: 0.32(mm)
% Moisture:
Level: (low/med) Low
Analysis Batch No.: 176799
Units: ppb v/v

CAS NO.	COMPOUND NAME	RESULT	Q	RL	RL
541-73-1	1,3-Dichlorobenzene	0.040	U H	0.040	0.040
106-46-7	1,4-Dichlorobenzene	0.040	U H	0.040	0.040
100-44-7	Benzyl chloride	0.040	U	0.040	0.040
104-51-8	n-Butylbenzene	0.040	U	0.040	0.040
95-50-1	1,2-Dichlorobenzene	0.040	U H	0.040	0.040
120-82-1	1,2,4-Trichlorobenzene	0.10	U H	0.10	0.10
87-68-3	Hexachlorobutadiene	0.040	U	0.040	0.040
91-20-3	Naphthalene	0.10	U	0.10	0.10

Eurofins Burlington
Target Compound Quantitation Report

Data File: \\chromfs\Burlington\ChromData\CHG.i\20220217-49594.b\200-49594-025.D
Lims ID: 200-61307-A-11
Client ID: 2868
Sample Type: Client
Inject. Date: 18-Feb-2022 05:50:30 ALS Bottle#: 18 Worklist Smp#: 25
Purge Vol: 200.000 mL Dil. Factor: 0.2000
Sample Info: 200-0049594-025
Misc. Info.: 61307-11
Operator ID: wrd Instrument ID: CHG.i

Method: \\chromfs\Burlington\ChromData\CHG.i\20220217-49594.b\TO15_MasterMethod_(v1)_G.m
Limit Group: AI_TO15_ICAL
Last Update: 18-Feb-2022 08:10:03 Calib Date: 20-Jan-2022 01:42:30
Integrator: RTE ID Type: Deconvolution ID
Quant Method: Internal Standard Quant By: Initial Calibration
Last ICal File: \\chromfs\Burlington\ChromData\CHG.i\20220119-49267.b\200-49267-014.D

Column 1 : RTX-624 (0.32 mm) Det: MS SCAN
Process Host: CTX1664

First Level Reviewer: bourdeaut Date: 18-Feb-2022 08:10:03

Compound	Sig	RT (min.)	Adj RT (min.)	Dlt RT (min.)	Q	Response	OnCol Amt ppb v/v	Flags
1 Propene	41		3.046				ND	
2 Dichlorodifluoromethane	85		3.094				ND	
3 Chlorodifluoromethane	51		3.105				ND	
4 1,2-Dichloro-1,1,2,2-tetrafluoro	85		3.292				ND	
5 Chloromethane	50		3.356				ND	
6 Vinyl chloride	62		3.533				ND	
7 Butane	43		3.549				ND	U
8 Butadiene	54		3.607				ND	
9 Bromomethane	94		4.035				ND	
10 Chloroethane	64		4.212				ND	
12 Vinyl bromide	106		4.506				ND	
13 Trichlorofluoromethane	101		4.640				ND	
15 Ethanol	45		4.833				ND	
19 Acetone	43		5.453				ND	7
18 1,1-Dichloroethene	96		5.453				ND	
21 1,1,2-Trichloro-1,2,2-trifluoroe	101		5.501				ND	
22 Isopropyl alcohol	45		5.694				ND	
23 Carbon disulfide	76		5.822				ND	
25 3-Chloro-1-propene	41		6.025				ND	
26 Methylene Chloride	49		6.207				ND	
27 2-Methyl-2-propanol	59		6.389				ND	
29 trans-1,2-Dichloroethene	61		6.710				ND	
30 Methyl tert-butyl ether	73		6.737				ND	
31 Hexane	57		7.245				ND	
32 1,1-Dichloroethane	63		7.395				ND	
33 Vinyl acetate	43		7.411				ND	
34 2-Butanone (MEK)	72		8.299				ND	
35 cis-1,2-Dichloroethene	96		8.337				ND	
36 Ethyl acetate	88		8.433				ND	
* 37 Chlorobromomethane	128	8.732	8.727	0.005	86	34448	10.0	
38 Tetrahydrofuran	42		8.834				ND	

Compound	Sig	RT (min.)	Adj RT (min.)	Dlt RT (min.)	Q	Response	OnCol Amt ppb v/v	Flags
39 Chloroform	83		8.909				ND	
40 1,1,1-Trichloroethane	97		9.257				ND	
41 Cyclohexane	84		9.455				ND	
42 Carbon tetrachloride	117		9.572				ND	
S 43 1,2-Dichloroethene, Total	61		9.665				ND	7
44 Benzene	78		9.888				ND	
45 1,2-Dichloroethane	62		9.920				ND	
46 Isooctane	57		10.209				ND	
47 n-Heptane	43		10.551				ND	
* 48 1,4-Difluorobenzene	114	10.674	10.674	0.000	96	156398	10.0	
50 Trichloroethene	95		11.161				ND	
51 1,2-Dichloropropane	63		11.621				ND	
53 Dibromomethane	174		11.776				ND	
54 Methyl methacrylate	69		11.782				ND	
55 1,4-Dioxane	88		11.803				ND	
56 Dichlorobromomethane	83		12.140				ND	
58 cis-1,3-Dichloropropene	75		13.039				ND	
59 4-Methyl-2-pentanone (MIBK)	43		13.339				ND	
60 Toluene	92		13.772				ND	
65 trans-1,3-Dichloropropene	75		14.178				ND	
66 1,1,2-Trichloroethane	83		14.569				ND	
67 Tetrachloroethene	166		14.869				ND	
68 2-Hexanone	43		15.056				ND	
69 Chlorodibromomethane	129		15.366				ND	
70 Ethylene Dibromide	107		15.607				ND	
* 71 Chlorobenzene-d5	117	16.613	16.607	0.006	91	141125	10.0	
72 Chlorobenzene	112		16.671				ND	
73 Ethylbenzene	91		16.912				ND	7
74 m-Xylene & p-Xylene	106		17.196				ND	
76 o-Xylene	106		17.998				ND	
77 Styrene	104		18.025				ND	
78 Bromoform	173		18.351				ND	
79 Isopropylbenzene	105		18.801				ND	
80 1,1,2,2-Tetrachloroethane	83		19.336				ND	
S 82 Xylenes, Total	106		19.600				ND	7
83 N-Propylbenzene	91		19.635				ND	
84 2-Chlorotoluene	91		19.774				ND	
85 4-Ethyltoluene	105		19.865				ND	
86 1,3,5-Trimethylbenzene	105		19.978				ND	
89 tert-Butylbenzene	119		20.507				ND	
90 1,2,4-Trimethylbenzene	105		20.598				ND	
91 sec-Butylbenzene	105		20.866				ND	
92 1,3-Dichlorobenzene	146		21.021				ND	
93 4-Isopropyltoluene	119		21.112				ND	
94 1,4-Dichlorobenzene	146		21.176				ND	
95 Benzyl chloride	91		21.320				ND	
96 1,2-Dichlorobenzene	146		21.679				ND	
97 n-Butylbenzene	91		21.700				ND	
100 1,2,4-Trichlorobenzene	180		24.038				ND	
101 Hexachlorobutadiene	225		24.311				ND	
102 Naphthalene	128		24.455				ND	

QC Flag Legend

Processing Flags

7 - Failed Limit of Detection

Review Flags

U - Marked Undetected

Reagents:

ATTO15GIS_00018	Amount Added: 20.00	Units: mL	Run Reagent

Report Date: 18-Feb-2022 08:10:04 Chrom Revision: 2.3 18-Jan-2022 20:25:40

Eurofins Burlington

Data File:	\\chromfs\Burlington\ChromData\CHG.i\20220217-49594.b\200-49594-025.D				
Injection Date:	18-Feb-2022 05:50:30	Instrument ID:	CHG.i	Operator ID:	wrd
Lims ID:	200-61307-A-11	Lab Sample ID:	200-61307-11	Worklist Smp#:	25
Client ID:	2868				
Purge Vol:	200.000 mL	Dil. Factor:	0.2000	ALS Bottle#:	18
Method:	TO15_MasterMethod_(v1)_G	Limit Group:	AI_TO15_ICAL		

Column: RTX-624 (0.32 mm) Y Scaling: Method Defined: Scale to the Nth Largest Target: 1

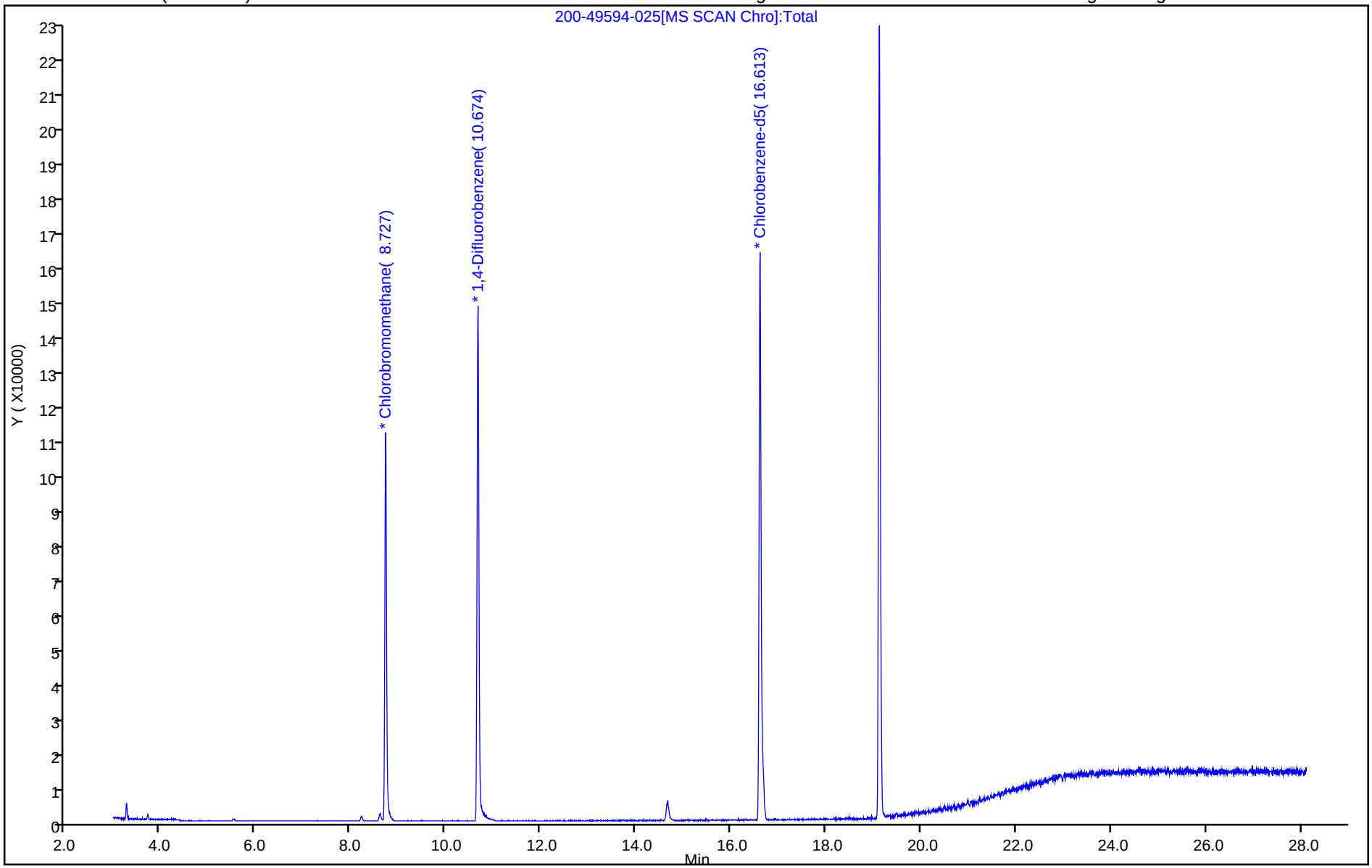

User Disabled Compound Report

Eurofins Burlington

Data File:	\\chromfs\Burlington\ChromData\CHG.i\20220217-49594.b\200-49594-025.D				
Injection Date:	18-Feb-2022 05:50:30	Instrument ID:	CHG.i		
Lims ID:	200-61307-A-11	Lab Sample ID:	200-61307-11		
Client ID:	2868				
Operator ID:	wrd	ALS Bottle#:	18	Worklist Smp#:	25
Purge Vol:	200.000 mL	Dil. Factor:	0.2000		
Method:	TO15_MasterMethod_(v1)_G	Limit Group:	AI_TO15_ICAL		
Column:	RTX-624 (0.32 mm)	Detector	MS SCAN		

7 Butane, CAS: 106-97-8

Processing Results

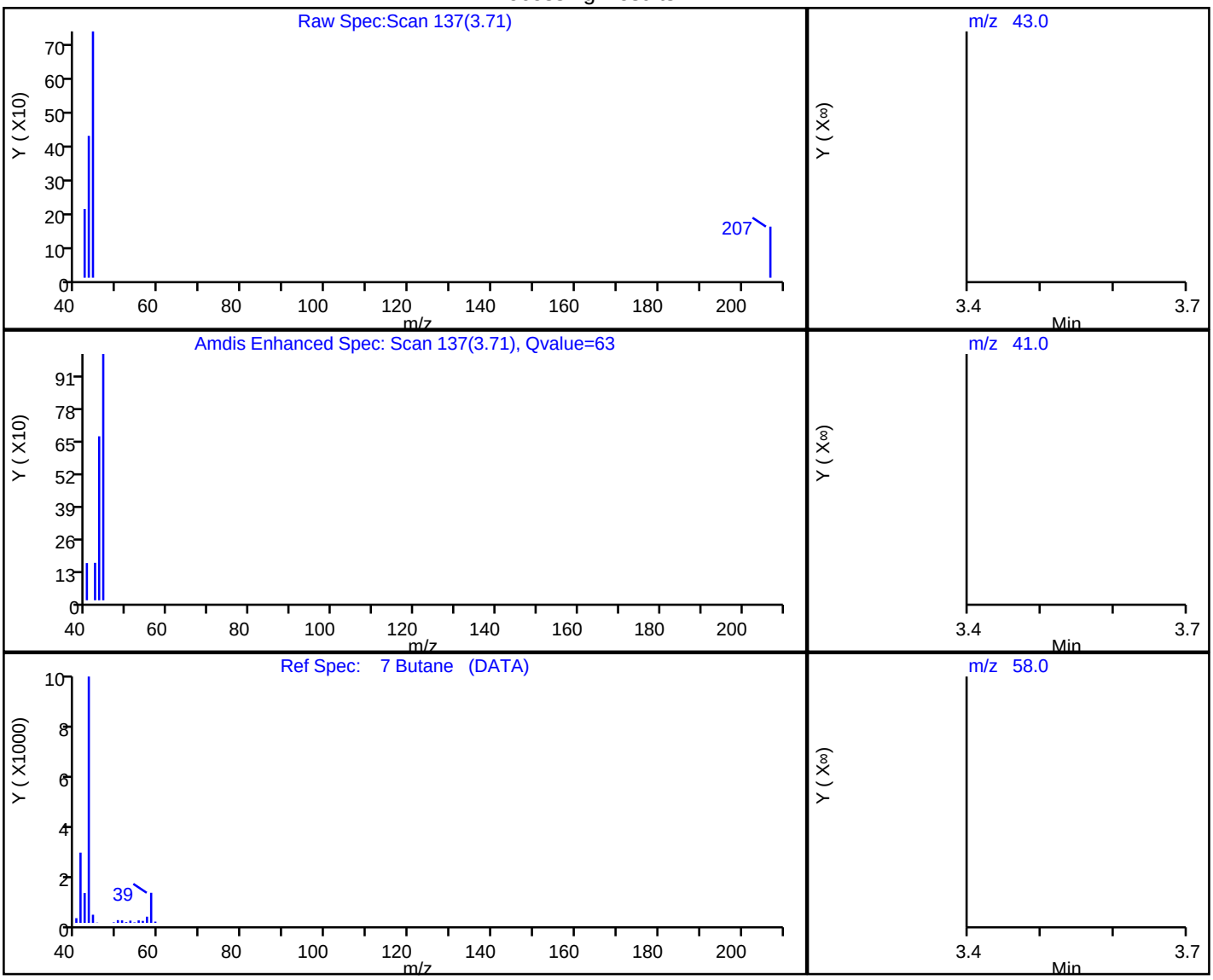

RT	Mass	Response	Amount
3.71	43.00	743	0.153564
3.55	41.00	0	
3.55	58.00	0	

Reviewer: bourdeaut, 18-Feb-2022 08:09:39

Audit Action: Marked Compound Undetected Audit Reason: Invalid Compound ID

FORM I
AIR - GC/MS VOA ORGANICS ANALYSIS DATA SHEET

Lab Name: Eurofins Burlington
Job No.: 200-61409-1
SDG No.:
Client Sample ID: 2508
Lab Sample ID: 200-61409-6
Matrix: Air
Lab File ID: 200-49594-010.D
Analysis Method: TO-15
Date Collected: 12/15/2021 00:00
Sample wt/vol: 1000(mL)
Date Analyzed: 02/17/2022 16:37
Soil Aliquot Vol:
Dilution Factor: 0.2
Soil Extract Vol.:
GC Column: RTX-624 ID: 0.32(mm)
% Moisture:
Level: (low/med) Low
Analysis Batch No.: 176799
Units: ppb v/v

CAS NO.	COMPOUND NAME	RESULT	Q	RL	RL
115-07-1	Propylene	1.0	U	1.0	1.0
75-71-8	Dichlorodifluoromethane	0.10	U	0.10	0.10
75-45-6	Freon 22	0.10	U	0.10	0.10
76-14-2	1,2-Dichlorotetrafluoroethane	0.040	U	0.040	0.040
74-87-3	Chloromethane	0.10	U	0.10	0.10
106-97-8	n-Butane	0.10	U	0.10	0.10
75-01-4	Vinyl chloride	0.040	U	0.040	0.040
106-99-0	1,3-Butadiene	0.040	U	0.040	0.040
74-83-9	Bromomethane	0.040	U	0.040	0.040
75-00-3	Chloroethane	0.10	U	0.10	0.10
593-60-2	Bromoethene(Vinyl Bromide)	0.040	U	0.040	0.040
75-69-4	Trichlorofluoromethane	0.040	U	0.040	0.040
64-17-5	Ethanol	1.0	U	1.0	1.0
76-13-1	Freon TF	0.040	U	0.040	0.040
75-35-4	1,1-Dichloroethene	0.040	U	0.040	0.040
67-64-1	Acetone	1.0	U	1.0	1.0
67-63-0	Isopropyl alcohol	1.0	U	1.0	1.0
75-15-0	Carbon disulfide	0.10	U	0.10	0.10
107-05-1	3-Chloropropene	0.10	U	0.10	0.10
75-09-2	Methylene Chloride	0.10	U	0.10	0.10
75-65-0	tert-Butyl alcohol	1.0	U	1.0	1.0
1634-04-4	Methyl tert-butyl ether	0.040	U	0.040	0.040
156-60-5	trans-1,2-Dichloroethene	0.040	U	0.040	0.040
110-54-3	n-Hexane	0.10	U	0.10	0.10
75-34-3	1,1-Dichloroethane	0.040	U	0.040	0.040
108-05-4	Vinyl acetate	1.0	U	1.0	1.0
141-78-6	Ethyl acetate	1.0	U	1.0	1.0
78-93-3	Methyl Ethyl Ketone	0.10	U	0.10	0.10
156-59-2	cis-1,2-Dichloroethene	0.040	U	0.040	0.040
540-59-0	1,2-Dichloroethene, Total	0.080	U	0.080	0.080
67-66-3	Chloroform	0.040	U	0.040	0.040
109-99-9	Tetrahydrofuran	1.0	U	1.0	1.0
71-55-6	1,1,1-Trichloroethane	0.040	U	0.040	0.040
110-82-7	Cyclohexane	0.040	U	0.040	0.040
56-23-5	Carbon tetrachloride	0.040	U	0.040	0.040

FORM I
AIR - GC/MS VOA ORGANICS ANALYSIS DATA SHEET

Lab Name: Eurofins Burlington
Job No.: 200-61409-1
SDG No.:
Client Sample ID: 2508
Lab Sample ID: 200-61409-6
Matrix: Air
Lab File ID: 200-49594-010.D
Analysis Method: TO-15
Date Collected: 12/15/2021 00:00
Sample wt/vol: 1000(mL)
Date Analyzed: 02/17/2022 16:37
Soil Aliquot Vol:
Dilution Factor: 0.2
Soil Extract Vol.:
GC Column: RTX-624 ID: 0.32(mm)
% Moisture:
Level: (low/med) Low
Analysis Batch No.: 176799
Units: ppb v/v

CAS NO.	COMPOUND NAME	RESULT	Q	RL	RL
540-84-1	2,2,4-Trimethylpentane	0.040	U	0.040	0.040
71-43-2	Benzene	0.040	U	0.040	0.040
107-06-2	1,2-Dichloroethane	0.040	U	0.040	0.040
142-82-5	n-Heptane	0.040	U	0.040	0.040
79-01-6	Trichloroethene	0.040	U	0.040	0.040
80-62-6	Methyl methacrylate	0.10	U	0.10	0.10
78-87-5	1,2-Dichloropropane	0.040	U	0.040	0.040
123-91-1	1,4-Dioxane	1.0	U	1.0	1.0
75-27-4	Bromodichloromethane	0.040	U	0.040	0.040
10061-01-5	cis-1,3-Dichloropropene	0.040	U	0.040	0.040
108-10-1	methyl isobutyl ketone	0.10	U	0.10	0.10
108-88-3	Toluene	0.040	U	0.040	0.040
10061-02-6	trans-1,3-Dichloropropene	0.040	U	0.040	0.040
79-00-5	1,1,2-Trichloroethane	0.040	U	0.040	0.040
127-18-4	Tetrachloroethene	0.040	U	0.040	0.040
591-78-6	Methyl Butyl Ketone (2-Hexanone)	0.10	U	0.10	0.10
124-48-1	Dibromochloromethane	0.040	U	0.040	0.040
106-93-4	1,2-Dibromoethane	0.040	U	0.040	0.040
108-90-7	Chlorobenzene	0.040	U	0.040	0.040
100-41-4	Ethylbenzene	0.040	U	0.040	0.040
179601-23-1	m,p-Xylene	0.10	U	0.10	0.10
95-47-6	Xylene, o-	0.040	U	0.040	0.040
1330-20-7	Xylene (total)	0.14	U	0.14	0.14
100-42-5	Styrene	0.040	U	0.040	0.040
75-25-2	Bromoform	0.040	U	0.040	0.040
98-82-8	Cumene	0.040	U	0.040	0.040
79-34-5	1,1,2,2-Tetrachloroethane	0.040	U	0.040	0.040
103-65-1	n-Propylbenzene	0.040	U	0.040	0.040
622-96-8	4-Ethyltoluene	0.040	U	0.040	0.040
108-67-8	1,3,5-Trimethylbenzene	0.040	U	0.040	0.040
95-49-8	2-Chlorotoluene	0.040	U	0.040	0.040
98-06-6	tert-Butylbenzene	0.040	U	0.040	0.040
95-63-6	1,2,4-Trimethylbenzene	0.040	U	0.040	0.040
135-98-8	sec-Butylbenzene	0.040	U	0.040	0.040
99-87-6	4-Isopropyltoluene	0.040	U	0.040	0.040

FORM I
AIR - GC/MS VOA ORGANICS ANALYSIS DATA SHEET

Lab Name: Eurofins Burlington
Job No.: 200-61409-1
SDG No.:
Client Sample ID: 2508
Lab Sample ID: 200-61409-6
Matrix: Air
Lab File ID: 200-49594-010.D
Analysis Method: TO-15
Date Collected: 12/15/2021 00:00
Sample wt/vol: 1000(mL)
Date Analyzed: 02/17/2022 16:37
Soil Aliquot Vol:
Dilution Factor: 0.2
Soil Extract Vol.:
GC Column: RTX-624 ID: 0.32(mm)
% Moisture:
Level: (low/med) Low
Analysis Batch No.: 176799
Units: ppb v/v

CAS NO.	COMPOUND NAME	RESULT	Q	RL	RL
541-73-1	1,3-Dichlorobenzene	0.040	U	0.040	0.040
106-46-7	1,4-Dichlorobenzene	0.040	U	0.040	0.040
100-44-7	Benzyl chloride	0.040	U	0.040	0.040
104-51-8	n-Butylbenzene	0.040	U	0.040	0.040
95-50-1	1,2-Dichlorobenzene	0.040	U	0.040	0.040
120-82-1	1,2,4-Trichlorobenzene	0.10	U	0.10	0.10
87-68-3	Hexachlorobutadiene	0.040	U	0.040	0.040
91-20-3	Naphthalene	0.10	U	0.10	0.10

Eurofins Burlington
Target Compound Quantitation Report

Data File: \\chromfs\Burlington\ChromData\CHG.i\20220217-49594.b\200-49594-010.D
Lims ID: 200-61409-A-6
Client ID: 2508
Sample Type: Client
Inject. Date: 17-Feb-2022 16:37:30 ALS Bottle#: 3 Worklist Smp#: 10
Purge Vol: 200.000 mL Dil. Factor: 0.2000
Sample Info: 200-0049594-010
Misc. Info.: 61409-6
Operator ID: wrd Instrument ID: CHG.i

Method: \\chromfs\Burlington\ChromData\CHG.i\20220217-49594.b\TO15_MasterMethod_(v1)_G.m
Limit Group: AI_TO15_ICAL
Last Update: 18-Feb-2022 09:23:18 Calib Date: 20-Jan-2022 01:42:30
Integrator: RTE ID Type: Deconvolution ID
Quant Method: Internal Standard Quant By: Initial Calibration
Last ICal File: \\chromfs\Burlington\ChromData\CHG.i\20220119-49267.b\200-49267-014.D

Column 1 : RTX-624 (0.32 mm) Det: MS SCAN
Process Host: CTX1602

First Level Reviewer: bunmaa Date: 18-Feb-2022 09:23:18

Compound	Sig	RT (min.)	Adj RT (min.)	Dlt RT (min.)	Q	Response	OnCol Amt ppb v/v	Flags
1 Propene	41		3.046				ND	
2 Dichlorodifluoromethane	85		3.094				ND	
3 Chlorodifluoromethane	51		3.105				ND	
4 1,2-Dichloro-1,1,2,2-tetrafluoro	85		3.292				ND	
5 Chloromethane	50		3.356				ND	
6 Vinyl chloride	62		3.533				ND	
7 Butane	43		3.549				ND	U
8 Butadiene	54		3.607				ND	
9 Bromomethane	94		4.035				ND	
10 Chloroethane	64		4.212				ND	
12 Vinyl bromide	106		4.506				ND	
13 Trichlorofluoromethane	101		4.640				ND	
15 Ethanol	45		4.833				ND	MU
19 Acetone	43		5.453				ND	7
18 1,1-Dichloroethene	96		5.453				ND	
21 1,1,2-Trichloro-1,2,2-trifluoroe	101		5.501				ND	
22 Isopropyl alcohol	45		5.694				ND	
23 Carbon disulfide	76		5.822				ND	
25 3-Chloro-1-propene	41		6.025				ND	
26 Methylene Chloride	49		6.207				ND	
27 2-Methyl-2-propanol	59		6.389				ND	
29 trans-1,2-Dichloroethene	61		6.710				ND	
30 Methyl tert-butyl ether	73		6.737				ND	
31 Hexane	57		7.245				ND	
32 1,1-Dichloroethane	63		7.395				ND	
33 Vinyl acetate	43		7.411				ND	
34 2-Butanone (MEK)	72		8.299				ND	
35 cis-1,2-Dichloroethene	96		8.337				ND	
36 Ethyl acetate	88		8.433				ND	
* 37 Chlorobromomethane	128	8.732	8.727	0.005	85	34869	10.0	
38 Tetrahydrofuran	42		8.834				ND	

Compound	Sig	RT (min.)	Adj RT (min.)	Dlt RT (min.)	Q	Response	OnCol Amt ppb v/v	Flags
39 Chloroform	83		8.909				ND	
40 1,1,1-Trichloroethane	97		9.257				ND	
41 Cyclohexane	84		9.455				ND	
42 Carbon tetrachloride	117		9.572				ND	
S 43 1,2-Dichloroethene, Total	61		9.665				ND	7
44 Benzene	78		9.888				ND	
45 1,2-Dichloroethane	62		9.920				ND	
46 Isooctane	57		10.209				ND	
47 n-Heptane	43		10.551				ND	
* 48 1,4-Difluorobenzene	114	10.674	10.674	0.000	96	167531	10.0	
50 Trichloroethene	95		11.161				ND	
51 1,2-Dichloropropane	63		11.621				ND	
53 Dibromomethane	174		11.776				ND	
54 Methyl methacrylate	69		11.782				ND	
55 1,4-Dioxane	88		11.803				ND	
56 Dichlorobromomethane	83		12.140				ND	
58 cis-1,3-Dichloropropene	75		13.039				ND	
59 4-Methyl-2-pentanone (MIBK)	43		13.339				ND	
60 Toluene	92		13.772				ND	
65 trans-1,3-Dichloropropene	75		14.178				ND	
66 1,1,2-Trichloroethane	83		14.569				ND	
67 Tetrachloroethene	166		14.869				ND	
68 2-Hexanone	43		15.056				ND	
69 Chlorodibromomethane	129		15.366				ND	
70 Ethylene Dibromide	107		15.607				ND	
* 71 Chlorobenzene-d5	117	16.607	16.607	0.000	91	148473	10.0	
72 Chlorobenzene	112		16.671				ND	
73 Ethylbenzene	91		16.912				ND	U
74 m-Xylene & p-Xylene	106		17.196				ND	
76 o-Xylene	106		17.998				ND	
77 Styrene	104		18.025				ND	
78 Bromoform	173		18.351				ND	
79 Isopropylbenzene	105		18.801				ND	
80 1,1,2,2-Tetrachloroethane	83		19.336				ND	
S 82 Xylenes, Total	106		19.600				ND	7
83 N-Propylbenzene	91		19.635				ND	
84 2-Chlorotoluene	91		19.774				ND	
85 4-Ethyltoluene	105		19.865				ND	
86 1,3,5-Trimethylbenzene	105		19.978				ND	
89 tert-Butylbenzene	119		20.507				ND	
90 1,2,4-Trimethylbenzene	105		20.598				ND	
91 sec-Butylbenzene	105		20.866				ND	
92 1,3-Dichlorobenzene	146		21.021				ND	
93 4-Isopropyltoluene	119		21.112				ND	7
94 1,4-Dichlorobenzene	146		21.176				ND	
95 Benzyl chloride	91		21.320				ND	
96 1,2-Dichlorobenzene	146		21.679				ND	
97 n-Butylbenzene	91		21.700				ND	
100 1,2,4-Trichlorobenzene	180		24.038				ND	
101 Hexachlorobutadiene	225		24.311				ND	
102 Naphthalene	128		24.455				ND	

QC Flag Legend

Processing Flags

7 - Failed Limit of Detection

Review Flags

M - Manually Integrated

U - Marked Undetected

Reagents:

ATTO15GIS_00018	Amount Added: 20.00	Units: mL	Run Reagent

Report Date: 18-Feb-2022 09:23:18 Chrom Revision: 2.3 18-Jan-2022 20:25:40

Eurofins Burlington

Data File:	\\chromfs\Burlington\ChromData\CHG.i\20220217-49594.b\200-49594-010.D				
Injection Date:	17-Feb-2022 16:37:30	Instrument ID:	CHG.i	Operator ID:	wrd
Lims ID:	200-61409-A-6	Lab Sample ID:	200-61409-6	Worklist Smp#:	10
Client ID:	2508				
Purge Vol:	200.000 mL	Dil. Factor:	0.2000	ALS Bottle#:	3
Method:	TO15_MasterMethod_(v1)_G	Limit Group:	AI_TO15_ICAL		

Column: RTX-624 (0.32 mm) Y Scaling: Method Defined: Scale to the Nth Largest Target: 1

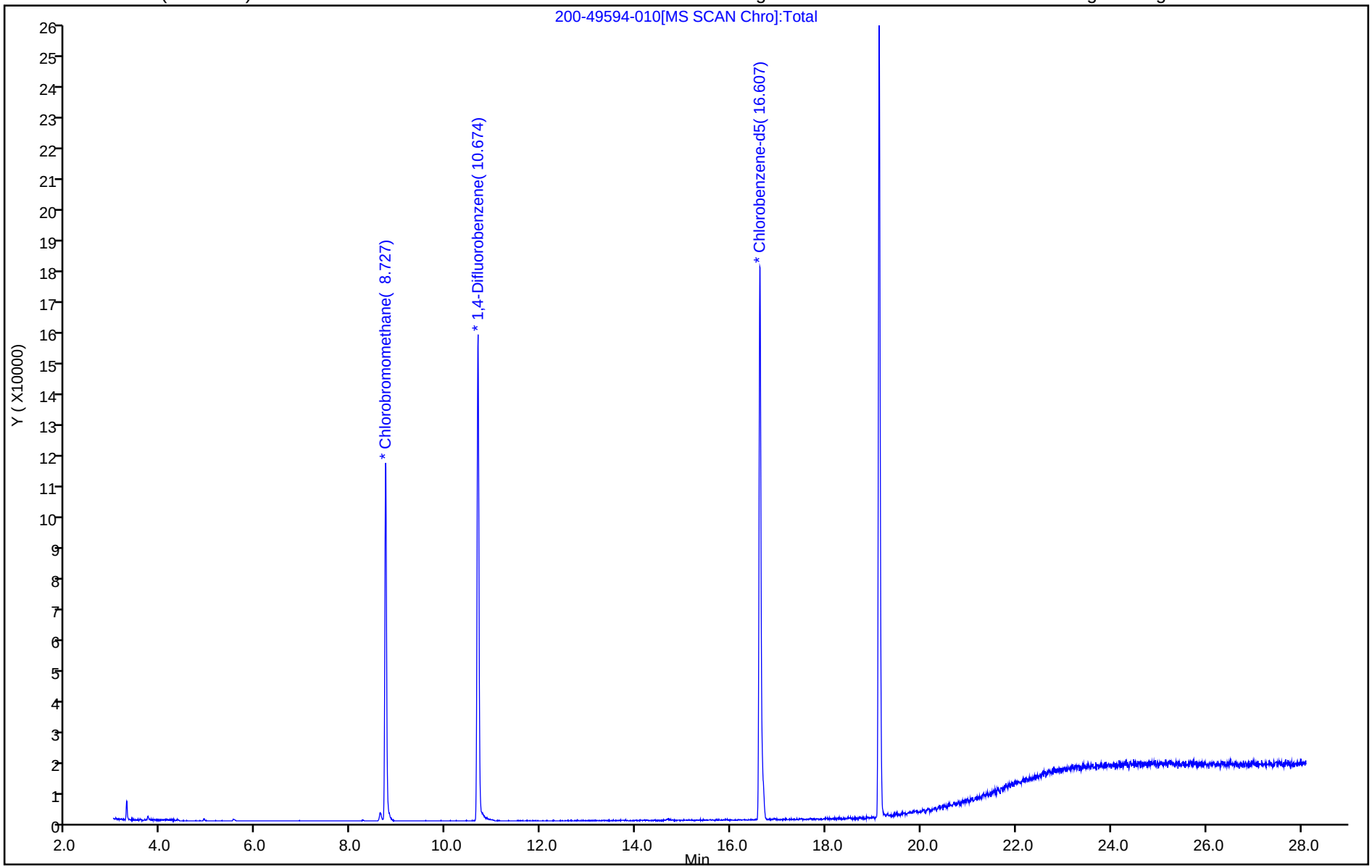

User Disabled Compound Report

Eurofins Burlington

Data File:	\\chromfs\Burlington\ChromData\CHG.i\20220217-49594.b\200-49594-010.D				
Injection Date:	17-Feb-2022 16:37:30	Instrument ID:	CHG.i		
Lims ID:	200-61409-A-6	Lab Sample ID:	200-61409-6		
Client ID:	2508				
Operator ID:	wrd	ALS Bottle#:	3	Worklist Smp#:	10
Purge Vol:	200.000 mL	Dil. Factor:	0.2000		
Method:	TO15_MasterMethod_(v1)_G	Limit Group:	AI_TO15_ICAL		
Column:	RTX-624 (0.32 mm)	Detector	MS SCAN		

7 Butane, CAS: 106-97-8

Processing Results

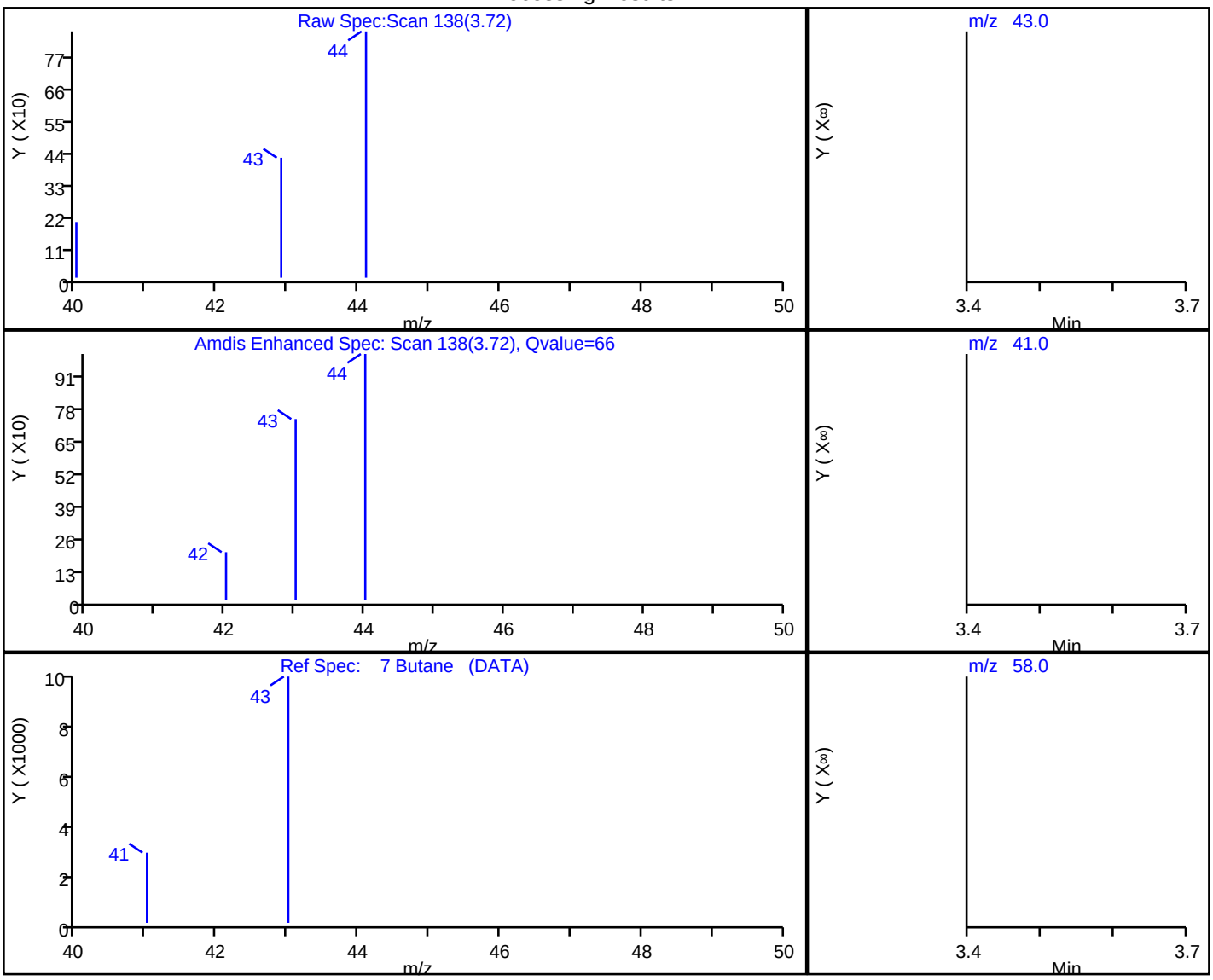

RT	Mass	Response	Amount
3.72	43.00	758	0.154773
3.55	41.00	0	
3.55	58.00	0	

Reviewer: bunmaa, 18-Feb-2022 09:21:04

Audit Action: Marked Compound Undetected Audit Reason: Invalid Compound ID

User Disabled Compound Report

Eurofins Burlington

Data File:	\\chromfs\Burlington\ChromData\CHG.i\20220217-49594.b\200-49594-010.D				
Injection Date:	17-Feb-2022 16:37:30	Instrument ID:	CHG.i		
Lims ID:	200-61409-A-6	Lab Sample ID:	200-61409-6		
Client ID:	2508				
Operator ID:	wrd	ALS Bottle#:	3	Worklist Smp#:	10
Purge Vol:	200.000 mL	Dil. Factor:	0.2000		
Method:	TO15_MasterMethod_(v1)_G	Limit Group:	AI_TO15_ICAL		
Column:	RTX-624 (0.32 mm)	Detector	MS SCAN		

15 Ethanol, CAS: 64-17-5

Processing Results

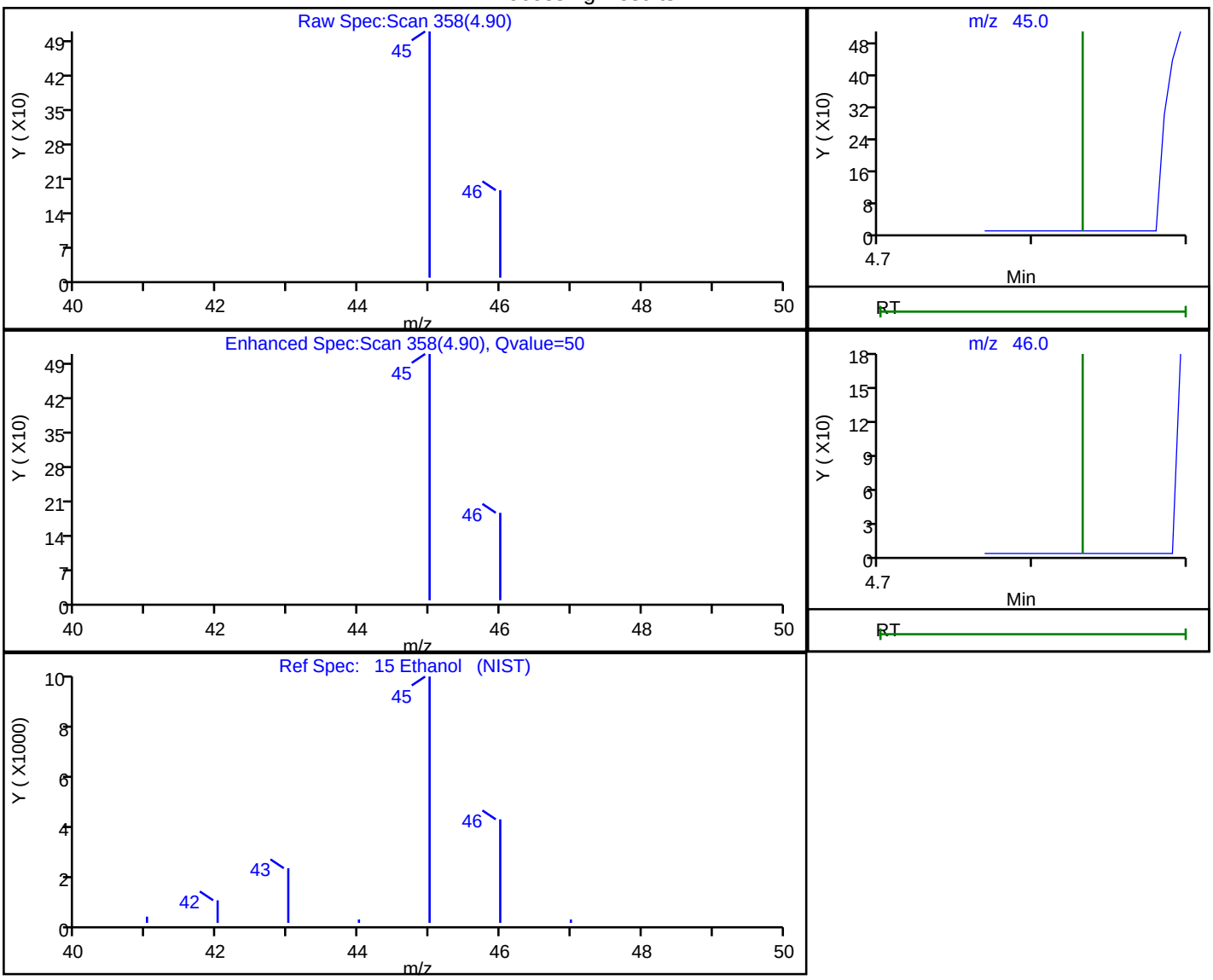

RT	Mass	Response	Amount
4.90	45.00	536	0.311494
4.90	46.00	122	

Reviewer: bunmaa, 18-Feb-2022 09:21:42

Audit Action: Marked Compound Undetected Audit Reason: Invalid Compound ID

User Disabled Compound Report

Eurofins Burlington

Data File:	\\chromfs\Burlington\ChromData\CHG.i\20220217-49594.b\200-49594-010.D				
Injection Date:	17-Feb-2022 16:37:30	Instrument ID:	CHG.i		
Lims ID:	200-61409-A-6	Lab Sample ID:	200-61409-6		
Client ID:	2508				
Operator ID:	wrd	ALS Bottle#:	3	Worklist Smp#:	10
Purge Vol:	200.000 mL	Dil. Factor:	0.2000		
Method:	TO15_MasterMethod_(v1)_G	Limit Group:	AI_TO15_ICAL		
Column:	RTX-624 (0.32 mm)	Detector	MS SCAN		

73 Ethylbenzene, CAS: 100-41-4

Processing Results

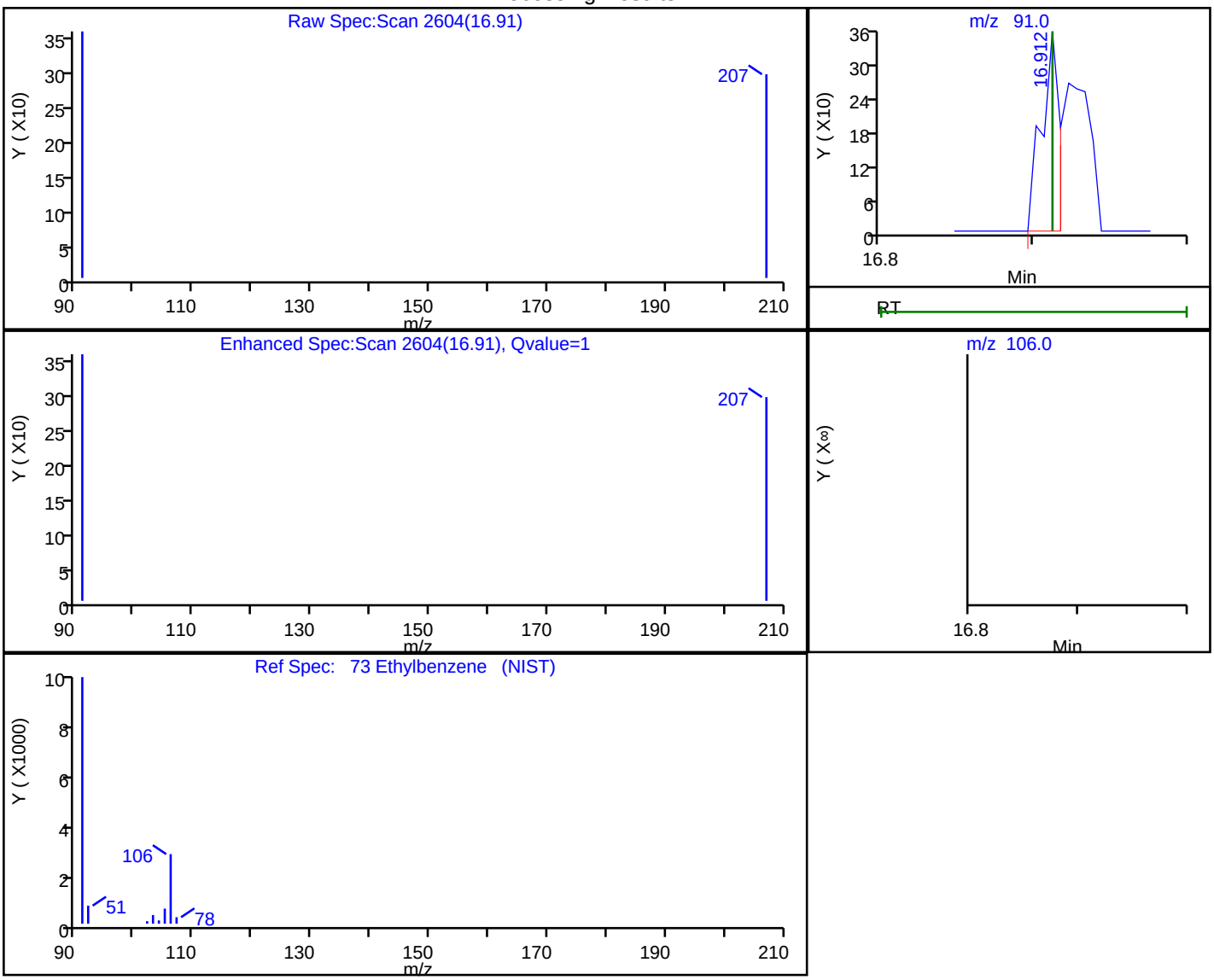

RT	Mass	Response	Amount
16.91	91.00	284	0.015338
16.91	106.00	0	

Reviewer: bunmaa, 18-Feb-2022 09:22:46

Audit Action: Marked Compound Undetected Audit Reason: Invalid Compound ID

Summa Canister Dilution Worksheet

Client: GHD Services Inc.
Project/Site: 058507, GM-Lockport SSOW 256042

Job No.: 200-62381-1

Lab Sample ID	Canister Volume (L)	Preadjusted Pressure ("Hg)	Preadjusted Pressure (atm)	Preadjusted Volume (L)	Adjusted Pressure (psig)	Adjusted Pressure (atm)	Adjusted Volume (L)	Initial Volume (mL)	Dilution Factor	Final Dilution Factor	Pressure Gauge ID	Date	Analyst Initals
200-62381-3	6	-11.5	0.62	3.69	-2.6	0.82	4.94		1.34	1.34	g26	03/07/22 11:28	VTP

Formulae:

Preadjusted Volume (L) = ((Preadjusted Pressure ("Hg) + 29.92 "Hg) * Vol L) / 29.92 "Hg
Adjusted Volume (L) = ((Adjusted Pressure (psig) + 14.7 psig)* Vol L) / 14.7 psig
Dilution Factor = Adjusted Volume (L) / Preadjusted Volume (L)

Where:

29.92 "Hg = Standard atmospheric pressure in inches of Mercury (“Hg)
14.7 psig = Standard atmospheric pressure in pounds per square inch gauge (psig)

eurofins | Environment Testing America

ANALYTICAL REPORT

Eurofins Burlington
530 Community Drive
Suite 11
South Burlington, VT 05403
Tel: (802)660-1990

Laboratory Job ID: 200-62391-1
Client Project/Site: 058507, GM-Lockport SSOW 256042

For:
GHD Services Inc.
2055 Niagara Falls Blvd., Suite 3
Niagara Falls, New York 14304

Attn: Kathleen Willy

Authorized for release by:
3/14/2022 8:30:34 AM

Denise Heckler, Project Manager II
(330)966-9477
Denise.Heckler@Eurofinset.com

LINKS

Review your project results through TotalAccess

Have a Question? Ask The Expert

Visit us at: www.eurofinsus.com/Env

The test results in this report meet all 2003 NELAC, 2009 TNI, and 2016 TNI requirements for accredited parameters, exceptions are noted in this report. This report may not be reproduced except in full, and with written approval from the laboratory. For questions please contact the Project Manager at the e-mail address or telephone number listed on this page.

This report has been electronically signed and authorized by the signatory. Electronic signature is intended to be the legally binding equivalent of a traditionally handwritten signature.

Results relate only to the items tested and the sample(s) as received by the laboratory.

Table of Contents

Cover Page 1
Table of Contents 2
Definitions/Glossary 3
Case Narrative 4
Detection Summary 5
Client Sample Results 10
QC Sample Results 30
QC Association Summary 43
Lab Chronicle 44
Certification Summary 46
Method Summary 47
Sample Summary 48
Canister QC Documents 49
Chain of Custody 50
Receipt Checklists 54
Clean Canister Certification 55
    Pre-Ship Certification 55
    Clean Canister Data 57
Air Canister Dilution 75

Qualifiers

Air - GC/MS VOA

Qualifier	Qualifier Description
*-	LCS and/or LCSD is outside acceptance limits, low biased.
*+	LCS and/or LCSD is outside acceptance limits, high biased.
E	Result exceeded calibration range.
J	Result is less than the RL but greater than or equal to the MDL and the concentration is an approximate value.

Glossary

Abbreviation	These commonly used abbreviations may or may not be present in this report.
¤	Listed under the "D" column to designate that the result is reported on a dry weight basis
%R	Percent Recovery
CFL	Contains Free Liquid
CFU	Colony Forming Unit
CNF	Contains No Free Liquid
DER	Duplicate Error Ratio (normalized absolute difference)
Dil Fac	Dilution Factor
DL	Detection Limit (DoD/DOE)
DL, RA, RE, IN	Indicates a Dilution, Re-analysis, Re-extraction, or additional Initial metals/anion analysis of the sample
DLC	Decision Level Concentration (Radiochemistry)
EDL	Estimated Detection Limit (Dioxin)
LOD	Limit of Detection (DoD/DOE)
LOQ	Limit of Quantitation (DoD/DOE)
MCL	EPA recommended "Maximum Contaminant Level"
MDA	Minimum Detectable Activity (Radiochemistry)
MDC	Minimum Detectable Concentration (Radiochemistry)
MDL	Method Detection Limit
ML	Minimum Level (Dioxin)
MPN	Most Probable Number
MQL	Method Quantitation Limit
NC	Not Calculated
ND	Not Detected at the reporting limit (or MDL or EDL if shown)
NEG	Negative / Absent
POS	Positive / Present
PQL	Practical Quantitation Limit
PRES	Presumptive
QC	Quality Control
RER	Relative Error Ratio (Radiochemistry)
RL	Reporting Limit or Requested Limit (Radiochemistry)
RPD	Relative Percent Difference, a measure of the relative difference between two points
TEF	Toxicity Equivalent Factor (Dioxin)
TEQ	Toxicity Equivalent Quotient (Dioxin)
TNTC	Too Numerous To Count

Job ID: 200-62391-1

Laboratory: Eurofins Burlington

Narrative

Job Narrative
200-62391-1

Comments
No additional comments.

Receipt
The samples were received on 3/4/2022 10:40 AM. Unless otherwise noted below, the samples arrived in good condition.

Receipt Exceptions
During the canister pressure check performed upon receipt, it was observed that the following sample was received at an elevated residual vacuum level: 7W-IA-1-2022 (200-62391-2). The associated flow controller was evaluated upon receipt and was found to be outside the acceptable flow range as compared to the original set flow rate.

During the canister pressure check performed upon receipt, it was observed that the following sample was received at an elevated residual vacuum level: 7W-IA-4-2022 (200-62391-5). The associated flow controller was evaluated upon receipt and was found to be within the acceptable flow range as compared to the original set flow rate.

Air Toxics
No analytical or quality issues were noted, other than those described in the Definitions/Glossary page.

Detection Summary

Client: GHD Services Inc.
Project/Site: 058507, GM-Lockport SSOW 256042

Job ID: 200-62391-1

Client Sample ID: OA-2-2022 — Lab Sample ID: 200-62391-1

Analyte	Result	Qualifier	RL	MDL	Unit	Dil Fac	D	Method	Prep Type
Dichlorodifluoromethane	2.5		2.5	0.54	ug/m3	1		TO-15	Total/NA
Freon 22	1.1	J	1.8	0.39	ug/m3	1		TO-15	Total/NA
Chloromethane	1.4		1.0	0.25	ug/m3	1		TO-15	Total/NA
n-Butane	1.2		1.2	0.45	ug/m3	1		TO-15	Total/NA
Trichlorofluoromethane	1.2		1.1	0.29	ug/m3	1		TO-15	Total/NA
Freon TF	0.47	J	1.5	0.42	ug/m3	1		TO-15	Total/NA
Acetone	4.9	J	12	4.8	ug/m3	1		TO-15	Total/NA
Methylene Chloride	0.75	J	1.7	0.59	ug/m3	1		TO-15	Total/NA
Methyl Ethyl Ketone	0.53	J	1.5	0.50	ug/m3	1		TO-15	Total/NA
Carbon tetrachloride	0.35	J	1.3	0.20	ug/m3	1		TO-15	Total/NA
Benzene	0.36	J	0.64	0.24	ug/m3	1		TO-15	Total/NA

Client Sample ID: 7W-IA-1-2022 — Lab Sample ID: 200-62391-2

Analyte	Result	Qualifier	RL	MDL	Unit	Dil Fac	D	Method	Prep Type
Dichlorodifluoromethane	3.0		2.5	0.54	ug/m3	1		TO-15	Total/NA
Freon 22	1.7	J	1.8	0.39	ug/m3	1		TO-15	Total/NA
Chloromethane	1.5		1.0	0.25	ug/m3	1		TO-15	Total/NA
n-Butane	6.0		1.2	0.45	ug/m3	1		TO-15	Total/NA
1,3-Butadiene	1.2		0.44	0.084	ug/m3	1		TO-15	Total/NA
Trichlorofluoromethane	4.7		1.1	0.29	ug/m3	1		TO-15	Total/NA
Acetone	20		12	4.8	ug/m3	1		TO-15	Total/NA
Isopropyl alcohol	66		12	2.4	ug/m3	1		TO-15	Total/NA
Methylene Chloride	2.0		1.7	0.59	ug/m3	1		TO-15	Total/NA
n-Hexane	0.91	J	1.8	0.81	ug/m3	1		TO-15	Total/NA
Methyl Ethyl Ketone	0.68	J	1.5	0.50	ug/m3	1		TO-15	Total/NA
cis-1,2-Dichloroethene	0.61	J	0.79	0.13	ug/m3	1		TO-15	Total/NA
Cyclohexane	0.90		0.69	0.12	ug/m3	1		TO-15	Total/NA
Carbon tetrachloride	0.35	J	1.3	0.20	ug/m3	1		TO-15	Total/NA
Benzene	0.65		0.64	0.24	ug/m3	1		TO-15	Total/NA
Trichloroethene	1.7		1.1	0.13	ug/m3	1		TO-15	Total/NA
Toluene	0.96		0.75	0.35	ug/m3	1		TO-15	Total/NA
Tetrachloroethene	2.7		1.4	0.18	ug/m3	1		TO-15	Total/NA

Client Sample ID: 7W-IA-2-2022 — Lab Sample ID: 200-62391-3

Analyte	Result	Qualifier	RL	MDL	Unit	Dil Fac	D	Method	Prep Type
Dichlorodifluoromethane	3.1		2.5	0.54	ug/m3	1		TO-15	Total/NA
Freon 22	1.9		1.8	0.39	ug/m3	1		TO-15	Total/NA
Chloromethane	1.4		1.0	0.25	ug/m3	1		TO-15	Total/NA
n-Butane	6.9		1.2	0.45	ug/m3	1		TO-15	Total/NA
1,3-Butadiene	1.4		0.44	0.084	ug/m3	1		TO-15	Total/NA
Trichlorofluoromethane	7.3		1.1	0.29	ug/m3	1		TO-15	Total/NA
Acetone	21		12	4.8	ug/m3	1		TO-15	Total/NA
Isopropyl alcohol	100	E	12	2.4	ug/m3	1		TO-15	Total/NA
Methylene Chloride	0.96	J	1.7	0.59	ug/m3	1		TO-15	Total/NA
Methyl Ethyl Ketone	0.80	J	1.5	0.50	ug/m3	1		TO-15	Total/NA
cis-1,2-Dichloroethene	0.32	J	0.79	0.13	ug/m3	1		TO-15	Total/NA
Cyclohexane	0.65	J	0.69	0.12	ug/m3	1		TO-15	Total/NA
Carbon tetrachloride	0.35	J	1.3	0.20	ug/m3	1		TO-15	Total/NA
Benzene	0.73		0.64	0.24	ug/m3	1		TO-15	Total/NA
Trichloroethene	2.3		1.1	0.13	ug/m3	1		TO-15	Total/NA

This Detection Summary does not include radiochemical test results.

Detection Summary

Client: GHD Services Inc.
Project/Site: 058507, GM-Lockport SSOW 256042

Job ID: 200-62391-1

Client Sample ID: 7W-IA-2-2022 (Continued) — Lab Sample ID: 200-62391-3

Analyte	Result	Qualifier	RL	MDL	Unit	Dil Fac	D	Method	Prep Type
Toluene	0.70	J	0.75	0.35	ug/m3	1		TO-15	Total/NA
Tetrachloroethene	1.7		1.4	0.18	ug/m3	1		TO-15	Total/NA
Dichlorodifluoromethane - DL	3.2	J	7.4	1.6	ug/m3	2.98		TO-15	Total/NA
Freon 22 - DL	2.0	J	5.3	1.2	ug/m3	2.98		TO-15	Total/NA
n-Butane - DL	6.7		3.5	1.3	ug/m3	2.98		TO-15	Total/NA
1,3-Butadiene - DL	1.3		1.3	0.25	ug/m3	2.98		TO-15	Total/NA
Trichlorofluoromethane - DL	7.3		3.3	0.87	ug/m3	2.98		TO-15	Total/NA
Acetone - DL	22	J	35	14	ug/m3	2.98		TO-15	Total/NA
Isopropyl alcohol - DL	98		37	7.2	ug/m3	2.98		TO-15	Total/NA
Cyclohexane - DL	0.66	J	2.1	0.36	ug/m3	2.98		TO-15	Total/NA
Benzene - DL	0.76	J	1.9	0.70	ug/m3	2.98		TO-15	Total/NA
Trichloroethene - DL	2.1	J	3.2	0.38	ug/m3	2.98		TO-15	Total/NA
Tetrachloroethene - DL	1.6	J	4.0	0.55	ug/m3	2.98		TO-15	Total/NA

Client Sample ID: 7W-IA-3-2022 — Lab Sample ID: 200-62391-4

Analyte	Result	Qualifier	RL	MDL	Unit	Dil Fac	D	Method	Prep Type
Dichlorodifluoromethane	4.5		2.5	0.54	ug/m3	1		TO-15	Total/NA
Freon 22	2.6		1.8	0.39	ug/m3	1		TO-15	Total/NA
Chloromethane	1.5		1.0	0.25	ug/m3	1		TO-15	Total/NA
n-Butane	8.9		1.2	0.45	ug/m3	1		TO-15	Total/NA
1,3-Butadiene	0.37	J	0.44	0.084	ug/m3	1		TO-15	Total/NA
Trichlorofluoromethane	11		1.1	0.29	ug/m3	1		TO-15	Total/NA
Acetone	30		12	4.8	ug/m3	1		TO-15	Total/NA
Isopropyl alcohol	160	E	12	2.4	ug/m3	1		TO-15	Total/NA
Methylene Chloride	4.4		1.7	0.59	ug/m3	1		TO-15	Total/NA
n-Hexane	1.3	J	1.8	0.81	ug/m3	1		TO-15	Total/NA
Methyl Ethyl Ketone	0.83	J	1.5	0.50	ug/m3	1		TO-15	Total/NA
cis-1,2-Dichloroethene	0.34	J	0.79	0.13	ug/m3	1		TO-15	Total/NA
Cyclohexane	0.39	J	0.69	0.12	ug/m3	1		TO-15	Total/NA
Carbon tetrachloride	0.39	J	1.3	0.20	ug/m3	1		TO-15	Total/NA
Benzene	0.64		0.64	0.24	ug/m3	1		TO-15	Total/NA
Trichloroethene	1.1		1.1	0.13	ug/m3	1		TO-15	Total/NA
Toluene	0.88		0.75	0.35	ug/m3	1		TO-15	Total/NA
Tetrachloroethene	2.2		1.4	0.18	ug/m3	1		TO-15	Total/NA
1,2,4-Trimethylbenzene	0.29	J	0.98	0.23	ug/m3	1		TO-15	Total/NA
Dichlorodifluoromethane - DL	4.3	J	4.9	1.1	ug/m3	2		TO-15	Total/NA
Freon 22 - DL	2.5	J	3.5	0.78	ug/m3	2		TO-15	Total/NA
Chloromethane - DL	1.5	J	2.1	0.50	ug/m3	2		TO-15	Total/NA
n-Butane - DL	9.0		2.4	0.90	ug/m3	2		TO-15	Total/NA
1,3-Butadiene - DL	0.37	J	0.88	0.17	ug/m3	2		TO-15	Total/NA
Trichlorofluoromethane - DL	10		2.2	0.58	ug/m3	2		TO-15	Total/NA
Acetone - DL	31		24	9.5	ug/m3	2		TO-15	Total/NA
Isopropyl alcohol - DL	160		25	4.8	ug/m3	2		TO-15	Total/NA
Methylene Chloride - DL	4.8		3.5	1.2	ug/m3	2		TO-15	Total/NA
Cyclohexane - DL	0.29	J	1.4	0.24	ug/m3	2		TO-15	Total/NA
Benzene - DL	0.64	J	1.3	0.47	ug/m3	2		TO-15	Total/NA
Trichloroethene - DL	1.1	J	2.1	0.26	ug/m3	2		TO-15	Total/NA
Toluene - DL	0.83	J	1.5	0.70	ug/m3	2		TO-15	Total/NA
Tetrachloroethene - DL	2.2	J	2.7	0.37	ug/m3	2		TO-15	Total/NA

This Detection Summary does not include radiochemical test results.

Detection Summary

Client: GHD Services Inc.
Project/Site: 058507, GM-Lockport SSOW 256042

Job ID: 200-62391-1

Client Sample ID: 7W-IA-4-2022 — Lab Sample ID: 200-62391-5

Analyte	Result	Qualifier	RL	MDL	Unit	Dil Fac	D	Method	Prep Type
Dichlorodifluoromethane	2.8		2.5	0.54	ug/m3	1		TO-15	Total/NA
Freon 22	3.9		1.8	0.39	ug/m3	1		TO-15	Total/NA
Chloromethane	1.4		1.0	0.25	ug/m3	1		TO-15	Total/NA
n-Butane	3.2		1.2	0.45	ug/m3	1		TO-15	Total/NA
1,3-Butadiene	0.16	J	0.44	0.084	ug/m3	1		TO-15	Total/NA
Trichlorofluoromethane	2.5		1.1	0.29	ug/m3	1		TO-15	Total/NA
Freon TF	0.47	J	1.5	0.42	ug/m3	1		TO-15	Total/NA
Acetone	9.6	J	12	4.8	ug/m3	1		TO-15	Total/NA
Isopropyl alcohol	400	E	12	2.4	ug/m3	1		TO-15	Total/NA
Methylene Chloride	4.0		1.7	0.59	ug/m3	1		TO-15	Total/NA
n-Hexane	1.2	J	1.8	0.81	ug/m3	1		TO-15	Total/NA
Methyl Ethyl Ketone	0.81	J	1.5	0.50	ug/m3	1		TO-15	Total/NA
Carbon tetrachloride	0.35	J	1.3	0.20	ug/m3	1		TO-15	Total/NA
Benzene	0.49	J	0.64	0.24	ug/m3	1		TO-15	Total/NA
Trichloroethene	0.19	J	1.1	0.13	ug/m3	1		TO-15	Total/NA
Methyl methacrylate	0.67	J	2.0	0.66	ug/m3	1		TO-15	Total/NA
Toluene	0.75		0.75	0.35	ug/m3	1		TO-15	Total/NA
Tetrachloroethene	0.49	J	1.4	0.18	ug/m3	1		TO-15	Total/NA
1,2,4-Trimethylbenzene	0.27	J	0.98	0.23	ug/m3	1		TO-15	Total/NA
Freon 22 - DL	4.4	J	18	3.9	ug/m3	10		TO-15	Total/NA
Isopropyl alcohol - DL	420		120	24	ug/m3	10		TO-15	Total/NA
Methylene Chloride - DL	7.2	J	17	5.9	ug/m3	10		TO-15	Total/NA

Client Sample ID: 7W-IA-5-2022 — Lab Sample ID: 200-62391-6

Analyte	Result	Qualifier	RL	MDL	Unit	Dil Fac	D	Method	Prep Type
Dichlorodifluoromethane	2.3	J	2.5	0.54	ug/m3	1		TO-15	Total/NA
Freon 22	22		1.8	0.39	ug/m3	1		TO-15	Total/NA
Chloromethane	1.3		1.0	0.25	ug/m3	1		TO-15	Total/NA
n-Butane	3.2		1.2	0.45	ug/m3	1		TO-15	Total/NA
1,3-Butadiene	0.15	J	0.44	0.084	ug/m3	1		TO-15	Total/NA
Trichlorofluoromethane	1.9		1.1	0.29	ug/m3	1		TO-15	Total/NA
Freon TF	0.46	J	1.5	0.42	ug/m3	1		TO-15	Total/NA
Acetone	8.8	J	12	4.8	ug/m3	1		TO-15	Total/NA
Isopropyl alcohol	230	E	12	2.4	ug/m3	1		TO-15	Total/NA
Methylene Chloride	0.74	J	1.7	0.59	ug/m3	1		TO-15	Total/NA
Methyl Ethyl Ketone	0.87	J	1.5	0.50	ug/m3	1		TO-15	Total/NA
cis-1,2-Dichloroethene	0.90		0.79	0.13	ug/m3	1		TO-15	Total/NA
1,2-Dichloroethene, Total	0.90	J	1.6	0.71	ug/m3	1		TO-15	Total/NA
Carbon tetrachloride	0.38	J	1.3	0.20	ug/m3	1		TO-15	Total/NA
Benzene	0.44	J	0.64	0.24	ug/m3	1		TO-15	Total/NA
n-Heptane	0.42	J	0.82	0.24	ug/m3	1		TO-15	Total/NA
Trichloroethene	0.62	J	1.1	0.13	ug/m3	1		TO-15	Total/NA
Toluene	0.66	J	0.75	0.35	ug/m3	1		TO-15	Total/NA
Tetrachloroethene	4.7		1.4	0.18	ug/m3	1		TO-15	Total/NA
1,2,4-Trimethylbenzene	0.50	J	0.98	0.23	ug/m3	1		TO-15	Total/NA
Dichlorodifluoromethane - DL	2.5	J	9.9	2.2	ug/m3	4		TO-15	Total/NA
Freon 22 - DL	18		7.1	1.6	ug/m3	4		TO-15	Total/NA
n-Butane - DL	2.5	J	4.8	1.8	ug/m3	4		TO-15	Total/NA
Isopropyl alcohol - DL	200		49	9.6	ug/m3	4		TO-15	Total/NA
Tetrachloroethene - DL	2.7	J	5.4	0.73	ug/m3	4		TO-15	Total/NA

This Detection Summary does not include radiochemical test results.

Detection Summary

Client: GHD Services Inc.
Project/Site: 058507, GM-Lockport SSOW 256042

Job ID: 200-62391-1

Client Sample ID: 7E-IA-1-2022 — Lab Sample ID: 200-62391-7

Analyte	Result	Qualifier	RL	MDL	Unit	Dil Fac	D	Method	Prep Type
Dichlorodifluoromethane	2.4	J	2.5	0.54	ug/m3	1		TO-15	Total/NA
Freon 22	3.3		1.8	0.39	ug/m3	1		TO-15	Total/NA
Chloromethane	1.2		1.0	0.25	ug/m3	1		TO-15	Total/NA
n-Butane	1.9		1.2	0.45	ug/m3	1		TO-15	Total/NA
1,3-Butadiene	0.15	J	0.44	0.084	ug/m3	1		TO-15	Total/NA
Trichlorofluoromethane	3.8		1.1	0.29	ug/m3	1		TO-15	Total/NA
Freon TF	0.50	J	1.5	0.42	ug/m3	1		TO-15	Total/NA
Acetone	6.7	J	12	4.8	ug/m3	1		TO-15	Total/NA
Isopropyl alcohol	56		12	2.4	ug/m3	1		TO-15	Total/NA
Methylene Chloride	2.8		1.7	0.59	ug/m3	1		TO-15	Total/NA
n-Hexane	0.92	J	1.8	0.81	ug/m3	1		TO-15	Total/NA
Methyl Ethyl Ketone	0.65	J	1.5	0.50	ug/m3	1		TO-15	Total/NA
cis-1,2-Dichloroethene	0.98		0.79	0.13	ug/m3	1		TO-15	Total/NA
1,2-Dichloroethene, Total	0.98	J	1.6	0.71	ug/m3	1		TO-15	Total/NA
Cyclohexane	0.67	J	0.69	0.12	ug/m3	1		TO-15	Total/NA
Carbon tetrachloride	0.40	J	1.3	0.20	ug/m3	1		TO-15	Total/NA
Benzene	0.58	J	0.64	0.24	ug/m3	1		TO-15	Total/NA
n-Heptane	1.5		0.82	0.24	ug/m3	1		TO-15	Total/NA
Trichloroethene	1.1		1.1	0.13	ug/m3	1		TO-15	Total/NA
Methyl methacrylate	18		2.0	0.66	ug/m3	1		TO-15	Total/NA
Toluene	3.3		0.75	0.35	ug/m3	1		TO-15	Total/NA
Tetrachloroethene	1.3	J	1.4	0.18	ug/m3	1		TO-15	Total/NA
Ethylbenzene	1.8		0.87	0.43	ug/m3	1		TO-15	Total/NA
m,p-Xylene	6.3		2.2	0.74	ug/m3	1		TO-15	Total/NA
Xylene, o-	2.5		0.87	0.41	ug/m3	1		TO-15	Total/NA
Xylene (total)	8.8		3.0	1.1	ug/m3	1		TO-15	Total/NA
Cumene	0.55	J	0.98	0.18	ug/m3	1		TO-15	Total/NA
n-Propylbenzene	0.90	J	0.98	0.23	ug/m3	1		TO-15	Total/NA
4-Ethyltoluene	1.0		0.98	0.25	ug/m3	1		TO-15	Total/NA
1,3,5-Trimethylbenzene	1.2		0.98	0.22	ug/m3	1		TO-15	Total/NA
1,2,4-Trimethylbenzene	3.9		0.98	0.23	ug/m3	1		TO-15	Total/NA
sec-Butylbenzene	0.47	J	1.1	0.21	ug/m3	1		TO-15	Total/NA

Client Sample ID: 7E-IA-2-2022 — Lab Sample ID: 200-62391-8

Analyte	Result	Qualifier	RL	MDL	Unit	Dil Fac	D	Method	Prep Type
Dichlorodifluoromethane	2.2	J	2.5	0.54	ug/m3	1		TO-15	Total/NA
Freon 22	7.1		1.8	0.39	ug/m3	1		TO-15	Total/NA
Chloromethane	1.2		1.0	0.25	ug/m3	1		TO-15	Total/NA
n-Butane	2.2		1.2	0.45	ug/m3	1		TO-15	Total/NA
1,3-Butadiene	0.16	J	0.44	0.084	ug/m3	1		TO-15	Total/NA
Trichlorofluoromethane	1.6		1.1	0.29	ug/m3	1		TO-15	Total/NA
Freon TF	0.61	J	1.5	0.42	ug/m3	1		TO-15	Total/NA
Acetone	6.2	J	12	4.8	ug/m3	1		TO-15	Total/NA
Isopropyl alcohol	55		12	2.4	ug/m3	1		TO-15	Total/NA
Methylene Chloride	0.91	J	1.7	0.59	ug/m3	1		TO-15	Total/NA
cis-1,2-Dichloroethene	1.9		0.79	0.13	ug/m3	1		TO-15	Total/NA
1,2-Dichloroethene, Total	1.9		1.6	0.71	ug/m3	1		TO-15	Total/NA
Carbon tetrachloride	0.38	J	1.3	0.20	ug/m3	1		TO-15	Total/NA
2,2,4-Trimethylpentane	0.17	J	0.93	0.16	ug/m3	1		TO-15	Total/NA
Benzene	0.56	J	0.64	0.24	ug/m3	1		TO-15	Total/NA

This Detection Summary does not include radiochemical test results.

Detection Summary

Client: GHD Services Inc.
Project/Site: 058507, GM-Lockport SSOW 256042

Job ID: 200-62391-1

Client Sample ID: 7E-IA-2-2022 (Continued)

Lab Sample ID: 200-62391-8

Analyte	Result	Qualifier	RL	MDL	Unit	Dil Fac	D	Method	Prep Type
n-Heptane	0.32	J	0.82	0.24	ug/m3	1		TO-15	Total/NA
Trichloroethene	2.1		1.1	0.13	ug/m3	1		TO-15	Total/NA
Methyl methacrylate	45		2.0	0.66	ug/m3	1		TO-15	Total/NA
Toluene	1.5		0.75	0.35	ug/m3	1		TO-15	Total/NA
Tetrachloroethene	2.5		1.4	0.18	ug/m3	1		TO-15	Total/NA
1,2,4-Trimethylbenzene	0.41	J	0.98	0.23	ug/m3	1		TO-15	Total/NA

This Detection Summary does not include radiochemical test results.

Client Sample Results

Client: GHD Services Inc.
Project/Site: 058507, GM-Lockport SSOW 256042

Job ID: 200-62391-1

Client Sample ID: OA-2-2022

Lab Sample ID: 200-62391-1

Date Collected: 03/02/22 14:47
Matrix: Air
Date Received: 03/04/22 10:40
Sample Container: Summa Canister 6L

Method: TO-15 - Volatile Organic Compounds in Ambient Air

Analyte	Result	Qualifier	RL	MDL	Unit	D	Prepared	Analyzed	Dil Fac
Dichlorodifluoromethane	**2.5**		2.5	0.54	ug/m3			03/07/22 23:30	1
Freon 22	**1.1**	**J**	1.8	0.39	ug/m3			03/07/22 23:30	1
1,2-Dichlorotetrafluoroethane	ND		1.4	0.38	ug/m3			03/07/22 23:30	1
Chloromethane	**1.4**		1.0	0.25	ug/m3			03/07/22 23:30	1
n-Butane	**1.2**		1.2	0.45	ug/m3			03/07/22 23:30	1
Vinyl chloride	ND		0.51	0.072	ug/m3			03/07/22 23:30	1
1,3-Butadiene	ND		0.44	0.084	ug/m3			03/07/22 23:30	1
Bromomethane	ND		0.78	0.20	ug/m3			03/07/22 23:30	1
Chloroethane	ND		1.3	0.66	ug/m3			03/07/22 23:30	1
Bromoethene(Vinyl Bromide)	ND		0.87	0.37	ug/m3			03/07/22 23:30	1
Trichlorofluoromethane	**1.2**		1.1	0.29	ug/m3			03/07/22 23:30	1
Freon TF	**0.47**	**J**	1.5	0.42	ug/m3			03/07/22 23:30	1
1,1-Dichloroethene	ND		0.79	0.11	ug/m3			03/07/22 23:30	1
Acetone	**4.9**	**J**	12	4.8	ug/m3			03/07/22 23:30	1
Isopropyl alcohol	ND		12	2.4	ug/m3			03/07/22 23:30	1
Carbon disulfide	ND		1.6	0.40	ug/m3			03/07/22 23:30	1
3-Chloropropene	ND		1.6	0.34	ug/m3			03/07/22 23:30	1
Methylene Chloride	**0.75**	**J**	1.7	0.59	ug/m3			03/07/22 23:30	1
tert-Butyl alcohol	ND		15	3.6	ug/m3			03/07/22 23:30	1
Methyl tert-butyl ether	ND		0.72	0.29	ug/m3			03/07/22 23:30	1
trans-1,2-Dichloroethene	ND		0.79	0.35	ug/m3			03/07/22 23:30	1
n-Hexane	ND		1.8	0.81	ug/m3			03/07/22 23:30	1
1,1-Dichloroethane	ND		0.81	0.12	ug/m3			03/07/22 23:30	1
Methyl Ethyl Ketone	**0.53**	**J**	1.5	0.50	ug/m3			03/07/22 23:30	1
cis-1,2-Dichloroethene	ND		0.79	0.13	ug/m3			03/07/22 23:30	1
1,2-Dichloroethene, Total	ND		1.6	0.71	ug/m3			03/07/22 23:30	1
Chloroform	ND		0.98	0.22	ug/m3			03/07/22 23:30	1
Tetrahydrofuran	ND		15	3.5	ug/m3			03/07/22 23:30	1
1,1,1-Trichloroethane	ND		1.1	0.21	ug/m3			03/07/22 23:30	1
Cyclohexane	ND		0.69	0.12	ug/m3			03/07/22 23:30	1
Carbon tetrachloride	**0.35**	**J**	1.3	0.20	ug/m3			03/07/22 23:30	1
2,2,4-Trimethylpentane	ND		0.93	0.16	ug/m3			03/07/22 23:30	1
Benzene	**0.36**	**J**	0.64	0.24	ug/m3			03/07/22 23:30	1
1,2-Dichloroethane	ND		0.81	0.61	ug/m3			03/07/22 23:30	1
n-Heptane	ND		0.82	0.24	ug/m3			03/07/22 23:30	1
Trichloroethene	ND		1.1	0.13	ug/m3			03/07/22 23:30	1
Methyl methacrylate	ND		2.0	0.66	ug/m3			03/07/22 23:30	1
1,2-Dichloropropane	ND		0.92	0.40	ug/m3			03/07/22 23:30	1
1,4-Dioxane	ND		18	6.1	ug/m3			03/07/22 23:30	1
Bromodichloromethane	ND		1.3	0.27	ug/m3			03/07/22 23:30	1
cis-1,3-Dichloropropene	ND		0.91	0.091	ug/m3			03/07/22 23:30	1
methyl isobutyl ketone	ND		2.0	0.78	ug/m3			03/07/22 23:30	1
Toluene	ND		0.75	0.35	ug/m3			03/07/22 23:30	1
trans-1,3-Dichloropropene	ND		0.91	0.40	ug/m3			03/07/22 23:30	1
1,1,2-Trichloroethane	ND		1.1	0.19	ug/m3			03/07/22 23:30	1
Tetrachloroethene	ND		1.4	0.18	ug/m3			03/07/22 23:30	1
Methyl Butyl Ketone (2-Hexanone)	ND		2.0	0.82	ug/m3			03/07/22 23:30	1
Dibromochloromethane	ND		1.7	0.26	ug/m3			03/07/22 23:30	1

Client Sample Results

Client: GHD Services Inc.
Project/Site: 058507, GM-Lockport SSOW 256042

Job ID: 200-62391-1

Client Sample ID: OA-2-2022

Lab Sample ID: 200-62391-1
Matrix: Air

Date Collected: 03/02/22 14:47
Date Received: 03/04/22 10:40
Sample Container: Summa Canister 6L

Method: TO-15 - Volatile Organic Compounds in Ambient Air (Continued)

Analyte	Result	Qualifier	RL	MDL	Unit	D	Prepared	Analyzed	Dil Fac
1,2-Dibromoethane	ND		1.5	0.35	ug/m3			03/07/22 23:30	1
Chlorobenzene	ND		0.92	0.20	ug/m3			03/07/22 23:30	1
Ethylbenzene	ND		0.87	0.43	ug/m3			03/07/22 23:30	1
m,p-Xylene	ND		2.2	0.74	ug/m3			03/07/22 23:30	1
Xylene, o-	ND		0.87	0.41	ug/m3			03/07/22 23:30	1
Xylene (total)	ND		3.0	1.1	ug/m3			03/07/22 23:30	1
Styrene	ND		0.85	0.14	ug/m3			03/07/22 23:30	1
Bromoform	ND		2.1	0.60	ug/m3			03/07/22 23:30	1
Cumene	ND		0.98	0.18	ug/m3			03/07/22 23:30	1
1,1,2,2-Tetrachloroethane	ND		1.4	0.30	ug/m3			03/07/22 23:30	1
n-Propylbenzene	ND		0.98	0.23	ug/m3			03/07/22 23:30	1
4-Ethyltoluene	ND		0.98	0.25	ug/m3			03/07/22 23:30	1
1,3,5-Trimethylbenzene	ND		0.98	0.22	ug/m3			03/07/22 23:30	1
2-Chlorotoluene	ND		1.0	0.25	ug/m3			03/07/22 23:30	1
tert-Butylbenzene	ND		1.1	0.20	ug/m3			03/07/22 23:30	1
1,2,4-Trimethylbenzene	ND		0.98	0.23	ug/m3			03/07/22 23:30	1
sec-Butylbenzene	ND		1.1	0.21	ug/m3			03/07/22 23:30	1
4-Isopropyltoluene	ND		1.1	0.21	ug/m3			03/07/22 23:30	1
1,3-Dichlorobenzene	ND		1.2	0.54	ug/m3			03/07/22 23:30	1
1,4-Dichlorobenzene	ND		1.2	0.57	ug/m3			03/07/22 23:30	1
Benzyl chloride	ND		1.0	0.38	ug/m3			03/07/22 23:30	1
n-Butylbenzene	ND		1.1	0.30	ug/m3			03/07/22 23:30	1
1,2-Dichlorobenzene	ND		1.2	0.42	ug/m3			03/07/22 23:30	1
1,2,4-Trichlorobenzene	ND		3.7	1.4	ug/m3			03/07/22 23:30	1
Hexachlorobutadiene	ND		2.1	0.33	ug/m3			03/07/22 23:30	1
Naphthalene	ND		2.6	0.89	ug/m3			03/07/22 23:30	1

Client Sample ID: 7W-IA-1-2022

Lab Sample ID: 200-62391-2
Matrix: Air

Date Collected: 03/02/22 15:42
Date Received: 03/04/22 10:40
Sample Container: Summa Canister 6L

Method: TO-15 - Volatile Organic Compounds in Ambient Air

Analyte	Result	Qualifier	RL	MDL	Unit	D	Prepared	Analyzed	Dil Fac
Dichlorodifluoromethane	**3.0**		2.5	0.54	ug/m3			03/08/22 00:24	1
Freon 22	**1.7**	**J**	1.8	0.39	ug/m3			03/08/22 00:24	1
1,2-Dichlorotetrafluoroethane	ND		1.4	0.38	ug/m3			03/08/22 00:24	1
Chloromethane	**1.5**		1.0	0.25	ug/m3			03/08/22 00:24	1
n-Butane	**6.0**		1.2	0.45	ug/m3			03/08/22 00:24	1
Vinyl chloride	ND		0.51	0.072	ug/m3			03/08/22 00:24	1
1,3-Butadiene	**1.2**		0.44	0.084	ug/m3			03/08/22 00:24	1
Bromomethane	ND		0.78	0.20	ug/m3			03/08/22 00:24	1
Chloroethane	ND		1.3	0.66	ug/m3			03/08/22 00:24	1
Bromoethene(Vinyl Bromide)	ND		0.87	0.37	ug/m3			03/08/22 00:24	1
Trichlorofluoromethane	**4.7**		1.1	0.29	ug/m3			03/08/22 00:24	1
Freon TF	ND		1.5	0.42	ug/m3			03/08/22 00:24	1
1,1-Dichloroethene	ND		0.79	0.11	ug/m3			03/08/22 00:24	1
Acetone	**20**		12	4.8	ug/m3			03/08/22 00:24	1
Isopropyl alcohol	**66**		12	2.4	ug/m3			03/08/22 00:24	1

Client Sample Results

Client: GHD Services Inc.
Project/Site: 058507, GM-Lockport SSOW 256042

Job ID: 200-62391-1

Client Sample ID: 7W-IA-1-2022

Lab Sample ID: 200-62391-2

Date Collected: 03/02/22 15:42
Matrix: Air
Date Received: 03/04/22 10:40
Sample Container: Summa Canister 6L

Method: TO-15 - Volatile Organic Compounds in Ambient Air (Continued)

Analyte	Result	Qualifier	RL	MDL	Unit	D	Prepared	Analyzed	Dil Fac
Carbon disulfide	ND		1.6	0.40	ug/m3			03/08/22 00:24	1
3-Chloropropene	ND		1.6	0.34	ug/m3			03/08/22 00:24	1
Methylene Chloride	**2.0**		1.7	0.59	ug/m3			03/08/22 00:24	1
tert-Butyl alcohol	ND		15	3.6	ug/m3			03/08/22 00:24	1
Methyl tert-butyl ether	ND		0.72	0.29	ug/m3			03/08/22 00:24	1
trans-1,2-Dichloroethene	ND		0.79	0.35	ug/m3			03/08/22 00:24	1
n-Hexane	**0.91**	**J**	1.8	0.81	ug/m3			03/08/22 00:24	1
1,1-Dichloroethane	ND		0.81	0.12	ug/m3			03/08/22 00:24	1
Methyl Ethyl Ketone	**0.68**	**J**	1.5	0.50	ug/m3			03/08/22 00:24	1
cis-1,2-Dichloroethene	**0.61**	**J**	0.79	0.13	ug/m3			03/08/22 00:24	1
1,2-Dichloroethene, Total	ND		1.6	0.71	ug/m3			03/08/22 00:24	1
Chloroform	ND		0.98	0.22	ug/m3			03/08/22 00:24	1
Tetrahydrofuran	ND		15	3.5	ug/m3			03/08/22 00:24	1
1,1,1-Trichloroethane	ND		1.1	0.21	ug/m3			03/08/22 00:24	1
Cyclohexane	**0.90**		0.69	0.12	ug/m3			03/08/22 00:24	1
Carbon tetrachloride	**0.35**	**J**	1.3	0.20	ug/m3			03/08/22 00:24	1
2,2,4-Trimethylpentane	ND		0.93	0.16	ug/m3			03/08/22 00:24	1
Benzene	**0.65**		0.64	0.24	ug/m3			03/08/22 00:24	1
1,2-Dichloroethane	ND		0.81	0.61	ug/m3			03/08/22 00:24	1
n-Heptane	ND		0.82	0.24	ug/m3			03/08/22 00:24	1
Trichloroethene	**1.7**		1.1	0.13	ug/m3			03/08/22 00:24	1
Methyl methacrylate	ND		2.0	0.66	ug/m3			03/08/22 00:24	1
1,2-Dichloropropane	ND		0.92	0.40	ug/m3			03/08/22 00:24	1
1,4-Dioxane	ND		18	6.1	ug/m3			03/08/22 00:24	1
Bromodichloromethane	ND		1.3	0.27	ug/m3			03/08/22 00:24	1
cis-1,3-Dichloropropene	ND		0.91	0.091	ug/m3			03/08/22 00:24	1
methyl isobutyl ketone	ND		2.0	0.78	ug/m3			03/08/22 00:24	1
Toluene	**0.96**		0.75	0.35	ug/m3			03/08/22 00:24	1
trans-1,3-Dichloropropene	ND		0.91	0.40	ug/m3			03/08/22 00:24	1
1,1,2-Trichloroethane	ND		1.1	0.19	ug/m3			03/08/22 00:24	1
Tetrachloroethene	**2.7**		1.4	0.18	ug/m3			03/08/22 00:24	1
Methyl Butyl Ketone (2-Hexanone)	ND		2.0	0.82	ug/m3			03/08/22 00:24	1
Dibromochloromethane	ND		1.7	0.26	ug/m3			03/08/22 00:24	1
1,2-Dibromoethane	ND		1.5	0.35	ug/m3			03/08/22 00:24	1
Chlorobenzene	ND		0.92	0.20	ug/m3			03/08/22 00:24	1
Ethylbenzene	ND		0.87	0.43	ug/m3			03/08/22 00:24	1
m,p-Xylene	ND		2.2	0.74	ug/m3			03/08/22 00:24	1
Xylene, o-	ND		0.87	0.41	ug/m3			03/08/22 00:24	1
Xylene (total)	ND		3.0	1.1	ug/m3			03/08/22 00:24	1
Styrene	ND		0.85	0.14	ug/m3			03/08/22 00:24	1
Bromoform	ND		2.1	0.60	ug/m3			03/08/22 00:24	1
Cumene	ND		0.98	0.18	ug/m3			03/08/22 00:24	1
1,1,2,2-Tetrachloroethane	ND		1.4	0.30	ug/m3			03/08/22 00:24	1
n-Propylbenzene	ND		0.98	0.23	ug/m3			03/08/22 00:24	1
4-Ethyltoluene	ND		0.98	0.25	ug/m3			03/08/22 00:24	1
1,3,5-Trimethylbenzene	ND		0.98	0.22	ug/m3			03/08/22 00:24	1
2-Chlorotoluene	ND		1.0	0.25	ug/m3			03/08/22 00:24	1
tert-Butylbenzene	ND		1.1	0.20	ug/m3			03/08/22 00:24	1

Client Sample ID: 7W-IA-1-2022

Lab Sample ID: 200-62391-2

Date Collected: 03/02/22 15:42
Matrix: Air
Date Received: 03/04/22 10:40
Sample Container: Summa Canister 6L

Method: TO-15 - Volatile Organic Compounds in Ambient Air (Continued)

Analyte	Result	Qualifier	RL	MDL	Unit	D	Prepared	Analyzed	Dil Fac
1,2,4-Trimethylbenzene	ND		0.98	0.23	ug/m3			03/08/22 00:24	1
sec-Butylbenzene	ND		1.1	0.21	ug/m3			03/08/22 00:24	1
4-Isopropyltoluene	ND		1.1	0.21	ug/m3			03/08/22 00:24	1
1,3-Dichlorobenzene	ND		1.2	0.54	ug/m3			03/08/22 00:24	1
1,4-Dichlorobenzene	ND		1.2	0.57	ug/m3			03/08/22 00:24	1
Benzyl chloride	ND		1.0	0.38	ug/m3			03/08/22 00:24	1
n-Butylbenzene	ND		1.1	0.30	ug/m3			03/08/22 00:24	1
1,2-Dichlorobenzene	ND		1.2	0.42	ug/m3			03/08/22 00:24	1
1,2,4-Trichlorobenzene	ND		3.7	1.4	ug/m3			03/08/22 00:24	1
Hexachlorobutadiene	ND		2.1	0.33	ug/m3			03/08/22 00:24	1
Naphthalene	ND		2.6	0.89	ug/m3			03/08/22 00:24	1

Client Sample ID: 7W-IA-2-2022

Lab Sample ID: 200-62391-3

Date Collected: 03/02/22 15:31
Matrix: Air
Date Received: 03/04/22 10:40
Sample Container: Summa Canister 6L

Method: TO-15 - Volatile Organic Compounds in Ambient Air

Analyte	Result	Qualifier	RL	MDL	Unit	D	Prepared	Analyzed	Dil Fac
Dichlorodifluoromethane	**3.1**		2.5	0.54	ug/m3			03/08/22 01:18	1
Freon 22	**1.9**		1.8	0.39	ug/m3			03/08/22 01:18	1
1,2-Dichlorotetrafluoroethane	ND		1.4	0.38	ug/m3			03/08/22 01:18	1
Chloromethane	**1.4**		1.0	0.25	ug/m3			03/08/22 01:18	1
n-Butane	**6.9**		1.2	0.45	ug/m3			03/08/22 01:18	1
Vinyl chloride	ND		0.51	0.072	ug/m3			03/08/22 01:18	1
1,3-Butadiene	**1.4**		0.44	0.084	ug/m3			03/08/22 01:18	1
Bromomethane	ND		0.78	0.20	ug/m3			03/08/22 01:18	1
Chloroethane	ND		1.3	0.66	ug/m3			03/08/22 01:18	1
Bromoethene(Vinyl Bromide)	ND		0.87	0.37	ug/m3			03/08/22 01:18	1
Trichlorofluoromethane	**7.3**		1.1	0.29	ug/m3			03/08/22 01:18	1
Freon TF	ND		1.5	0.42	ug/m3			03/08/22 01:18	1
1,1-Dichloroethene	ND		0.79	0.11	ug/m3			03/08/22 01:18	1
Acetone	**21**		12	4.8	ug/m3			03/08/22 01:18	1
Isopropyl alcohol	**100**	**E**	12	2.4	ug/m3			03/08/22 01:18	1
Carbon disulfide	ND		1.6	0.40	ug/m3			03/08/22 01:18	1
3-Chloropropene	ND		1.6	0.34	ug/m3			03/08/22 01:18	1
Methylene Chloride	**0.96**	**J**	1.7	0.59	ug/m3			03/08/22 01:18	1
tert-Butyl alcohol	ND		15	3.6	ug/m3			03/08/22 01:18	1
Methyl tert-butyl ether	ND		0.72	0.29	ug/m3			03/08/22 01:18	1
trans-1,2-Dichloroethene	ND		0.79	0.35	ug/m3			03/08/22 01:18	1
n-Hexane	ND		1.8	0.81	ug/m3			03/08/22 01:18	1
1,1-Dichloroethane	ND		0.81	0.12	ug/m3			03/08/22 01:18	1
Methyl Ethyl Ketone	**0.80**	**J**	1.5	0.50	ug/m3			03/08/22 01:18	1
cis-1,2-Dichloroethene	**0.32**	**J**	0.79	0.13	ug/m3			03/08/22 01:18	1
1,2-Dichloroethene, Total	ND		1.6	0.71	ug/m3			03/08/22 01:18	1
Chloroform	ND		0.98	0.22	ug/m3			03/08/22 01:18	1
Tetrahydrofuran	ND		15	3.5	ug/m3			03/08/22 01:18	1
1,1,1-Trichloroethane	ND		1.1	0.21	ug/m3			03/08/22 01:18	1
Cyclohexane	**0.65**	**J**	0.69	0.12	ug/m3			03/08/22 01:18	1

Client Sample Results

Client: GHD Services Inc.
Project/Site: 058507, GM-Lockport SSOW 256042

Job ID: 200-62391-1

Client Sample ID: 7W-IA-2-2022

Lab Sample ID: 200-62391-3

Date Collected: 03/02/22 15:31
Matrix: Air
Date Received: 03/04/22 10:40
Sample Container: Summa Canister 6L

Method: TO-15 - Volatile Organic Compounds in Ambient Air (Continued)

Analyte	Result	Qualifier	RL	MDL	Unit	D	Prepared	Analyzed	Dil Fac
Carbon tetrachloride	**0.35**	**J**	1.3	0.20	ug/m3			03/08/22 01:18	1
2,2,4-Trimethylpentane	ND		0.93	0.16	ug/m3			03/08/22 01:18	1
Benzene	**0.73**		0.64	0.24	ug/m3			03/08/22 01:18	1
1,2-Dichloroethane	ND		0.81	0.61	ug/m3			03/08/22 01:18	1
n-Heptane	ND		0.82	0.24	ug/m3			03/08/22 01:18	1
Trichloroethene	**2.3**		1.1	0.13	ug/m3			03/08/22 01:18	1
Methyl methacrylate	ND		2.0	0.66	ug/m3			03/08/22 01:18	1
1,2-Dichloropropane	ND		0.92	0.40	ug/m3			03/08/22 01:18	1
1,4-Dioxane	ND		18	6.1	ug/m3			03/08/22 01:18	1
Bromodichloromethane	ND		1.3	0.27	ug/m3			03/08/22 01:18	1
cis-1,3-Dichloropropene	ND		0.91	0.091	ug/m3			03/08/22 01:18	1
methyl isobutyl ketone	ND		2.0	0.78	ug/m3			03/08/22 01:18	1
Toluene	**0.70**	**J**	0.75	0.35	ug/m3			03/08/22 01:18	1
trans-1,3-Dichloropropene	ND		0.91	0.40	ug/m3			03/08/22 01:18	1
1,1,2-Trichloroethane	ND		1.1	0.19	ug/m3			03/08/22 01:18	1
Tetrachloroethene	**1.7**		1.4	0.18	ug/m3			03/08/22 01:18	1
Methyl Butyl Ketone (2-Hexanone)	ND		2.0	0.82	ug/m3			03/08/22 01:18	1
Dibromochloromethane	ND		1.7	0.26	ug/m3			03/08/22 01:18	1
1,2-Dibromoethane	ND		1.5	0.35	ug/m3			03/08/22 01:18	1
Chlorobenzene	ND		0.92	0.20	ug/m3			03/08/22 01:18	1
Ethylbenzene	ND		0.87	0.43	ug/m3			03/08/22 01:18	1
m,p-Xylene	ND		2.2	0.74	ug/m3			03/08/22 01:18	1
Xylene, o-	ND		0.87	0.41	ug/m3			03/08/22 01:18	1
Xylene (total)	ND		3.0	1.1	ug/m3			03/08/22 01:18	1
Styrene	ND		0.85	0.14	ug/m3			03/08/22 01:18	1
Bromoform	ND		2.1	0.60	ug/m3			03/08/22 01:18	1
Cumene	ND		0.98	0.18	ug/m3			03/08/22 01:18	1
1,1,2,2-Tetrachloroethane	ND		1.4	0.30	ug/m3			03/08/22 01:18	1
n-Propylbenzene	ND		0.98	0.23	ug/m3			03/08/22 01:18	1
4-Ethyltoluene	ND		0.98	0.25	ug/m3			03/08/22 01:18	1
1,3,5-Trimethylbenzene	ND		0.98	0.22	ug/m3			03/08/22 01:18	1
2-Chlorotoluene	ND		1.0	0.25	ug/m3			03/08/22 01:18	1
tert-Butylbenzene	ND		1.1	0.20	ug/m3			03/08/22 01:18	1
1,2,4-Trimethylbenzene	ND		0.98	0.23	ug/m3			03/08/22 01:18	1
sec-Butylbenzene	ND		1.1	0.21	ug/m3			03/08/22 01:18	1
4-Isopropyltoluene	ND		1.1	0.21	ug/m3			03/08/22 01:18	1
1,3-Dichlorobenzene	ND		1.2	0.54	ug/m3			03/08/22 01:18	1
1,4-Dichlorobenzene	ND		1.2	0.57	ug/m3			03/08/22 01:18	1
Benzyl chloride	ND		1.0	0.38	ug/m3			03/08/22 01:18	1
n-Butylbenzene	ND		1.1	0.30	ug/m3			03/08/22 01:18	1
1,2-Dichlorobenzene	ND		1.2	0.42	ug/m3			03/08/22 01:18	1
1,2,4-Trichlorobenzene	ND		3.7	1.4	ug/m3			03/08/22 01:18	1
Hexachlorobutadiene	ND		2.1	0.33	ug/m3			03/08/22 01:18	1
Naphthalene	ND		2.6	0.89	ug/m3			03/08/22 01:18	1

Method: TO-15 - Volatile Organic Compounds in Ambient Air - DL

Analyte	Result	Qualifier	RL	MDL	Unit	D	Prepared	Analyzed	Dil Fac
Dichlorodifluoromethane	**3.2**	**J**	7.4	1.6	ug/m3			03/08/22 13:46	2.98
Freon 22	**2.0**	**J**	5.3	1.2	ug/m3			03/08/22 13:46	2.98

Client Sample Results

Client: GHD Services Inc.
Project/Site: 058507, GM-Lockport SSOW 256042

Job ID: 200-62391-1

Client Sample ID: 7W-IA-2-2022

Lab Sample ID: 200-62391-3

Date Collected: 03/02/22 15:31
Matrix: Air
Date Received: 03/04/22 10:40
Sample Container: Summa Canister 6L

Method: TO-15 - Volatile Organic Compounds in Ambient Air - DL (Continued)

Analyte	Result	Qualifier	RL	MDL	Unit	D	Prepared	Analyzed	Dil Fac
1,2-Dichlorotetrafluoroethane	ND		4.2	1.1	ug/m3			03/08/22 13:46	2.98
Chloromethane	ND		3.1	0.74	ug/m3			03/08/22 13:46	2.98
n-Butane	**6.7**		3.5	1.3	ug/m3			03/08/22 13:46	2.98
Vinyl chloride	ND		1.5	0.21	ug/m3			03/08/22 13:46	2.98
1,3-Butadiene	**1.3**		1.3	0.25	ug/m3			03/08/22 13:46	2.98
Bromomethane	ND		2.3	0.60	ug/m3			03/08/22 13:46	2.98
Chloroethane	ND		3.9	2.0	ug/m3			03/08/22 13:46	2.98
Bromoethene(Vinyl Bromide)	ND		2.6	1.1	ug/m3			03/08/22 13:46	2.98
Trichlorofluoromethane	**7.3**		3.3	0.87	ug/m3			03/08/22 13:46	2.98
Freon TF	ND		4.6	1.3	ug/m3			03/08/22 13:46	2.98
1,1-Dichloroethene	ND		2.4	0.34	ug/m3			03/08/22 13:46	2.98
Acetone	**22**	**J**	35	14	ug/m3			03/08/22 13:46	2.98
Isopropyl alcohol	**98**		37	7.2	ug/m3			03/08/22 13:46	2.98
Carbon disulfide	ND		4.6	1.2	ug/m3			03/08/22 13:46	2.98
3-Chloropropene	ND		4.7	1.0	ug/m3			03/08/22 13:46	2.98
Methylene Chloride	ND		5.2	1.8	ug/m3			03/08/22 13:46	2.98
tert-Butyl alcohol	ND		45	11	ug/m3			03/08/22 13:46	2.98
Methyl tert-butyl ether	ND		2.1	0.86	ug/m3			03/08/22 13:46	2.98
trans-1,2-Dichloroethene	ND		2.4	1.0	ug/m3			03/08/22 13:46	2.98
n-Hexane	ND		5.3	2.4	ug/m3			03/08/22 13:46	2.98
1,1-Dichloroethane	ND		2.4	0.35	ug/m3			03/08/22 13:46	2.98
Methyl Ethyl Ketone	ND		4.4	1.5	ug/m3			03/08/22 13:46	2.98
cis-1,2-Dichloroethene	ND		2.4	0.39	ug/m3			03/08/22 13:46	2.98
1,2-Dichloroethene, Total	ND		4.7	2.1	ug/m3			03/08/22 13:46	2.98
Chloroform	ND		2.9	0.67	ug/m3			03/08/22 13:46	2.98
Tetrahydrofuran	ND		44	11	ug/m3			03/08/22 13:46	2.98
1,1,1-Trichloroethane	ND		3.3	0.63	ug/m3			03/08/22 13:46	2.98
Cyclohexane	**0.66**	**J**	2.1	0.36	ug/m3			03/08/22 13:46	2.98
Carbon tetrachloride	ND		3.7	0.60	ug/m3			03/08/22 13:46	2.98
2,2,4-Trimethylpentane	ND		2.8	0.49	ug/m3			03/08/22 13:46	2.98
Benzene	**0.76**	**J**	1.9	0.70	ug/m3			03/08/22 13:46	2.98
1,2-Dichloroethane	ND		2.4	1.8	ug/m3			03/08/22 13:46	2.98
n-Heptane	ND		2.4	0.72	ug/m3			03/08/22 13:46	2.98
Trichloroethene	**2.1**	**J**	3.2	0.38	ug/m3			03/08/22 13:46	2.98
Methyl methacrylate	ND		6.1	2.0	ug/m3			03/08/22 13:46	2.98
1,2-Dichloropropane	ND		2.8	1.2	ug/m3			03/08/22 13:46	2.98
1,4-Dioxane	ND		54	18	ug/m3			03/08/22 13:46	2.98
Bromodichloromethane	ND		4.0	0.80	ug/m3			03/08/22 13:46	2.98
cis-1,3-Dichloropropene	ND		2.7	0.27	ug/m3			03/08/22 13:46	2.98
methyl isobutyl ketone	ND	*+	6.1	2.3	ug/m3			03/08/22 13:46	2.98
Toluene	ND		2.2	1.0	ug/m3			03/08/22 13:46	2.98
trans-1,3-Dichloropropene	ND		2.7	1.2	ug/m3			03/08/22 13:46	2.98
1,1,2-Trichloroethane	ND		3.3	0.55	ug/m3			03/08/22 13:46	2.98
Tetrachloroethene	**1.6**	**J**	4.0	0.55	ug/m3			03/08/22 13:46	2.98
Methyl Butyl Ketone (2-Hexanone)	ND		6.1	2.4	ug/m3			03/08/22 13:46	2.98
Dibromochloromethane	ND		5.1	0.79	ug/m3			03/08/22 13:46	2.98
1,2-Dibromoethane	ND		4.6	1.1	ug/m3			03/08/22 13:46	2.98
Chlorobenzene	ND		2.7	0.59	ug/m3			03/08/22 13:46	2.98

Client Sample ID: 7W-IA-2-2022

Lab Sample ID: 200-62391-3

Date Collected: 03/02/22 15:31
Matrix: Air
Date Received: 03/04/22 10:40
Sample Container: Summa Canister 6L

Method: TO-15 - Volatile Organic Compounds in Ambient Air - DL (Continued)

Analyte	Result	Qualifier	RL	MDL	Unit	D	Prepared	Analyzed	Dil Fac
Ethylbenzene	ND		2.6	1.3	ug/m3			03/08/22 13:46	2.98
m,p-Xylene	ND		6.5	2.2	ug/m3			03/08/22 13:46	2.98
Xylene, o-	ND		2.6	1.2	ug/m3			03/08/22 13:46	2.98
Xylene (total)	ND		9.1	3.4	ug/m3			03/08/22 13:46	2.98
Styrene	ND		2.5	0.41	ug/m3			03/08/22 13:46	2.98
Bromoform	ND		6.2	1.8	ug/m3			03/08/22 13:46	2.98
Cumene	ND		2.9	0.54	ug/m3			03/08/22 13:46	2.98
1,1,2,2-Tetrachloroethane	ND		4.1	0.88	ug/m3			03/08/22 13:46	2.98
n-Propylbenzene	ND		2.9	0.69	ug/m3			03/08/22 13:46	2.98
4-Ethyltoluene	ND		2.9	0.75	ug/m3			03/08/22 13:46	2.98
1,3,5-Trimethylbenzene	ND		2.9	0.64	ug/m3			03/08/22 13:46	2.98
2-Chlorotoluene	ND		3.1	0.74	ug/m3			03/08/22 13:46	2.98
tert-Butylbenzene	ND		3.3	0.61	ug/m3			03/08/22 13:46	2.98
1,2,4-Trimethylbenzene	ND		2.9	0.69	ug/m3			03/08/22 13:46	2.98
sec-Butylbenzene	ND		3.3	0.64	ug/m3			03/08/22 13:46	2.98
4-Isopropyltoluene	ND		3.3	0.64	ug/m3			03/08/22 13:46	2.98
1,3-Dichlorobenzene	ND		3.6	1.6	ug/m3			03/08/22 13:46	2.98
1,4-Dichlorobenzene	ND		3.6	1.7	ug/m3			03/08/22 13:46	2.98
Benzyl chloride	ND		3.1	1.1	ug/m3			03/08/22 13:46	2.98
n-Butylbenzene	ND		3.3	0.90	ug/m3			03/08/22 13:46	2.98
1,2-Dichlorobenzene	ND		3.6	1.3	ug/m3			03/08/22 13:46	2.98
1,2,4-Trichlorobenzene	ND		11	4.2	ug/m3			03/08/22 13:46	2.98
Hexachlorobutadiene	ND		6.4	0.99	ug/m3			03/08/22 13:46	2.98
Naphthalene	ND		7.8	2.7	ug/m3			03/08/22 13:46	2.98

Client Sample ID: 7W-IA-3-2022

Lab Sample ID: 200-62391-4

Date Collected: 03/02/22 15:40
Matrix: Air
Date Received: 03/04/22 10:40
Sample Container: Summa Canister 6L

Method: TO-15 - Volatile Organic Compounds in Ambient Air

Analyte	Result	Qualifier	RL	MDL	Unit	D	Prepared	Analyzed	Dil Fac
Dichlorodifluoromethane	**4.5**		2.5	0.54	ug/m3			03/08/22 02:12	1
Freon 22	**2.6**		1.8	0.39	ug/m3			03/08/22 02:12	1
1,2-Dichlorotetrafluoroethane	ND		1.4	0.38	ug/m3			03/08/22 02:12	1
Chloromethane	**1.5**		1.0	0.25	ug/m3			03/08/22 02:12	1
n-Butane	**8.9**		1.2	0.45	ug/m3			03/08/22 02:12	1
Vinyl chloride	ND		0.51	0.072	ug/m3			03/08/22 02:12	1
1,3-Butadiene	**0.37**	**J**	0.44	0.084	ug/m3			03/08/22 02:12	1
Bromomethane	ND		0.78	0.20	ug/m3			03/08/22 02:12	1
Chloroethane	ND		1.3	0.66	ug/m3			03/08/22 02:12	1
Bromoethene(Vinyl Bromide)	ND		0.87	0.37	ug/m3			03/08/22 02:12	1
Trichlorofluoromethane	**11**		1.1	0.29	ug/m3			03/08/22 02:12	1
Freon TF	ND		1.5	0.42	ug/m3			03/08/22 02:12	1
1,1-Dichloroethene	ND		0.79	0.11	ug/m3			03/08/22 02:12	1
Acetone	**30**		12	4.8	ug/m3			03/08/22 02:12	1
Isopropyl alcohol	**160**	**E**	12	2.4	ug/m3			03/08/22 02:12	1
Carbon disulfide	ND		1.6	0.40	ug/m3			03/08/22 02:12	1
3-Chloropropene	ND		1.6	0.34	ug/m3			03/08/22 02:12	1

Client Sample Results

Client: GHD Services Inc.
Project/Site: 058507, GM-Lockport SSOW 256042

Job ID: 200-62391-1

Client Sample ID: 7W-IA-3-2022

Lab Sample ID: 200-62391-4

Date Collected: 03/02/22 15:40
Matrix: Air
Date Received: 03/04/22 10:40
Sample Container: Summa Canister 6L

Method: TO-15 - Volatile Organic Compounds in Ambient Air (Continued)

Analyte	Result	Qualifier	RL	MDL	Unit	D	Prepared	Analyzed	Dil Fac
Methylene Chloride	**4.4**		1.7	0.59	ug/m3			03/08/22 02:12	1
tert-Butyl alcohol	ND		15	3.6	ug/m3			03/08/22 02:12	1
Methyl tert-butyl ether	ND		0.72	0.29	ug/m3			03/08/22 02:12	1
trans-1,2-Dichloroethene	ND		0.79	0.35	ug/m3			03/08/22 02:12	1
n-Hexane	**1.3**	**J**	1.8	0.81	ug/m3			03/08/22 02:12	1
1,1-Dichloroethane	ND		0.81	0.12	ug/m3			03/08/22 02:12	1
Methyl Ethyl Ketone	**0.83**	**J**	1.5	0.50	ug/m3			03/08/22 02:12	1
cis-1,2-Dichloroethene	**0.34**	**J**	0.79	0.13	ug/m3			03/08/22 02:12	1
1,2-Dichloroethene, Total	ND		1.6	0.71	ug/m3			03/08/22 02:12	1
Chloroform	ND		0.98	0.22	ug/m3			03/08/22 02:12	1
Tetrahydrofuran	ND		15	3.5	ug/m3			03/08/22 02:12	1
1,1,1-Trichloroethane	ND		1.1	0.21	ug/m3			03/08/22 02:12	1
Cyclohexane	**0.39**	**J**	0.69	0.12	ug/m3			03/08/22 02:12	1
Carbon tetrachloride	**0.39**	**J**	1.3	0.20	ug/m3			03/08/22 02:12	1
2,2,4-Trimethylpentane	ND		0.93	0.16	ug/m3			03/08/22 02:12	1
Benzene	**0.64**		0.64	0.24	ug/m3			03/08/22 02:12	1
1,2-Dichloroethane	ND		0.81	0.61	ug/m3			03/08/22 02:12	1
n-Heptane	ND		0.82	0.24	ug/m3			03/08/22 02:12	1
Trichloroethene	**1.1**		1.1	0.13	ug/m3			03/08/22 02:12	1
Methyl methacrylate	ND		2.0	0.66	ug/m3			03/08/22 02:12	1
1,2-Dichloropropane	ND		0.92	0.40	ug/m3			03/08/22 02:12	1
1,4-Dioxane	ND		18	6.1	ug/m3			03/08/22 02:12	1
Bromodichloromethane	ND		1.3	0.27	ug/m3			03/08/22 02:12	1
cis-1,3-Dichloropropene	ND		0.91	0.091	ug/m3			03/08/22 02:12	1
methyl isobutyl ketone	ND		2.0	0.78	ug/m3			03/08/22 02:12	1
Toluene	**0.88**		0.75	0.35	ug/m3			03/08/22 02:12	1
trans-1,3-Dichloropropene	ND		0.91	0.40	ug/m3			03/08/22 02:12	1
1,1,2-Trichloroethane	ND		1.1	0.19	ug/m3			03/08/22 02:12	1
Tetrachloroethene	**2.2**		1.4	0.18	ug/m3			03/08/22 02:12	1
Methyl Butyl Ketone (2-Hexanone)	ND		2.0	0.82	ug/m3			03/08/22 02:12	1
Dibromochloromethane	ND		1.7	0.26	ug/m3			03/08/22 02:12	1
1,2-Dibromoethane	ND		1.5	0.35	ug/m3			03/08/22 02:12	1
Chlorobenzene	ND		0.92	0.20	ug/m3			03/08/22 02:12	1
Ethylbenzene	ND		0.87	0.43	ug/m3			03/08/22 02:12	1
m,p-Xylene	ND		2.2	0.74	ug/m3			03/08/22 02:12	1
Xylene, o-	ND		0.87	0.41	ug/m3			03/08/22 02:12	1
Xylene (total)	ND		3.0	1.1	ug/m3			03/08/22 02:12	1
Styrene	ND		0.85	0.14	ug/m3			03/08/22 02:12	1
Bromoform	ND		2.1	0.60	ug/m3			03/08/22 02:12	1
Cumene	ND		0.98	0.18	ug/m3			03/08/22 02:12	1
1,1,2,2-Tetrachloroethane	ND		1.4	0.30	ug/m3			03/08/22 02:12	1
n-Propylbenzene	ND		0.98	0.23	ug/m3			03/08/22 02:12	1
4-Ethyltoluene	ND		0.98	0.25	ug/m3			03/08/22 02:12	1
1,3,5-Trimethylbenzene	ND		0.98	0.22	ug/m3			03/08/22 02:12	1
2-Chlorotoluene	ND		1.0	0.25	ug/m3			03/08/22 02:12	1
tert-Butylbenzene	ND		1.1	0.20	ug/m3			03/08/22 02:12	1
1,2,4-Trimethylbenzene	**0.29**	**J**	0.98	0.23	ug/m3			03/08/22 02:12	1
sec-Butylbenzene	ND		1.1	0.21	ug/m3			03/08/22 02:12	1

Client Sample Results

Client: GHD Services Inc.
Project/Site: 058507, GM-Lockport SSOW 256042

Job ID: 200-62391-1

Client Sample ID: 7W-IA-3-2022

Lab Sample ID: 200-62391-4

Date Collected: 03/02/22 15:40
Matrix: Air
Date Received: 03/04/22 10:40
Sample Container: Summa Canister 6L

Method: TO-15 - Volatile Organic Compounds in Ambient Air (Continued)

Analyte	Result	Qualifier	RL	MDL	Unit	D	Prepared	Analyzed	Dil Fac
4-Isopropyltoluene	ND		1.1	0.21	ug/m3			03/08/22 02:12	1
1,3-Dichlorobenzene	ND		1.2	0.54	ug/m3			03/08/22 02:12	1
1,4-Dichlorobenzene	ND		1.2	0.57	ug/m3			03/08/22 02:12	1
Benzyl chloride	ND		1.0	0.38	ug/m3			03/08/22 02:12	1
n-Butylbenzene	ND		1.1	0.30	ug/m3			03/08/22 02:12	1
1,2-Dichlorobenzene	ND		1.2	0.42	ug/m3			03/08/22 02:12	1
1,2,4-Trichlorobenzene	ND		3.7	1.4	ug/m3			03/08/22 02:12	1
Hexachlorobutadiene	ND		2.1	0.33	ug/m3			03/08/22 02:12	1
Naphthalene	ND		2.6	0.89	ug/m3			03/08/22 02:12	1

Method: TO-15 - Volatile Organic Compounds in Ambient Air - DL

Analyte	Result	Qualifier	RL	MDL	Unit	D	Prepared	Analyzed	Dil Fac
Dichlorodifluoromethane	**4.3**	**J**	4.9	1.1	ug/m3			03/08/22 14:40	2
Freon 22	**2.5**	**J**	3.5	0.78	ug/m3			03/08/22 14:40	2
1,2-Dichlorotetrafluoroethane	ND		2.8	0.77	ug/m3			03/08/22 14:40	2
Chloromethane	**1.5**	**J**	2.1	0.50	ug/m3			03/08/22 14:40	2
n-Butane	**9.0**		2.4	0.90	ug/m3			03/08/22 14:40	2
Vinyl chloride	ND		1.0	0.14	ug/m3			03/08/22 14:40	2
1,3-Butadiene	**0.37**	**J**	0.88	0.17	ug/m3			03/08/22 14:40	2
Bromomethane	ND		1.6	0.40	ug/m3			03/08/22 14:40	2
Chloroethane	ND		2.6	1.3	ug/m3			03/08/22 14:40	2
Bromoethene(Vinyl Bromide)	ND		1.7	0.74	ug/m3			03/08/22 14:40	2
Trichlorofluoromethane	**10**		2.2	0.58	ug/m3			03/08/22 14:40	2
Freon TF	ND		3.1	0.84	ug/m3			03/08/22 14:40	2
1,1-Dichloroethene	ND		1.6	0.23	ug/m3			03/08/22 14:40	2
Acetone	**31**		24	9.5	ug/m3			03/08/22 14:40	2
Isopropyl alcohol	**160**		25	4.8	ug/m3			03/08/22 14:40	2
Carbon disulfide	ND		3.1	0.81	ug/m3			03/08/22 14:40	2
3-Chloropropene	ND		3.1	0.69	ug/m3			03/08/22 14:40	2
Methylene Chloride	**4.8**		3.5	1.2	ug/m3			03/08/22 14:40	2
tert-Butyl alcohol	ND		30	7.3	ug/m3			03/08/22 14:40	2
Methyl tert-butyl ether	ND		1.4	0.58	ug/m3			03/08/22 14:40	2
trans-1,2-Dichloroethene	ND		1.6	0.70	ug/m3			03/08/22 14:40	2
n-Hexane	ND		3.5	1.6	ug/m3			03/08/22 14:40	2
1,1-Dichloroethane	ND		1.6	0.23	ug/m3			03/08/22 14:40	2
Methyl Ethyl Ketone	ND		2.9	1.0	ug/m3			03/08/22 14:40	2
cis-1,2-Dichloroethene	ND		1.6	0.26	ug/m3			03/08/22 14:40	2
1,2-Dichloroethene, Total	ND		3.2	1.4	ug/m3			03/08/22 14:40	2
Chloroform	ND		2.0	0.45	ug/m3			03/08/22 14:40	2
Tetrahydrofuran	ND		29	7.1	ug/m3			03/08/22 14:40	2
1,1,1-Trichloroethane	ND		2.2	0.43	ug/m3			03/08/22 14:40	2
Cyclohexane	**0.29**	**J**	1.4	0.24	ug/m3			03/08/22 14:40	2
Carbon tetrachloride	ND		2.5	0.40	ug/m3			03/08/22 14:40	2
2,2,4-Trimethylpentane	ND		1.9	0.33	ug/m3			03/08/22 14:40	2
Benzene	**0.64**	**J**	1.3	0.47	ug/m3			03/08/22 14:40	2
1,2-Dichloroethane	ND		1.6	1.2	ug/m3			03/08/22 14:40	2
n-Heptane	ND		1.6	0.48	ug/m3			03/08/22 14:40	2
Trichloroethene	**1.1**	**J**	2.1	0.26	ug/m3			03/08/22 14:40	2
Methyl methacrylate	ND		4.1	1.3	ug/m3			03/08/22 14:40	2

Client Sample ID: 7W-IA-3-2022

Lab Sample ID: 200-62391-4

Date Collected: 03/02/22 15:40
Matrix: Air
Date Received: 03/04/22 10:40
Sample Container: Summa Canister 6L

Method: TO-15 - Volatile Organic Compounds in Ambient Air - DL (Continued)

Analyte	Result	Qualifier	RL	MDL	Unit	D	Prepared	Analyzed	Dil Fac
1,2-Dichloropropane	ND		1.8	0.80	ug/m3			03/08/22 14:40	2
1,4-Dioxane	ND		36	12	ug/m3			03/08/22 14:40	2
Bromodichloromethane	ND		2.7	0.54	ug/m3			03/08/22 14:40	2
cis-1,3-Dichloropropene	ND		1.8	0.18	ug/m3			03/08/22 14:40	2
methyl isobutyl ketone	ND	*+	4.1	1.6	ug/m3			03/08/22 14:40	2
Toluene	**0.83**	**J**	1.5	0.70	ug/m3			03/08/22 14:40	2
trans-1,3-Dichloropropene	ND		1.8	0.81	ug/m3			03/08/22 14:40	2
1,1,2-Trichloroethane	ND		2.2	0.37	ug/m3			03/08/22 14:40	2
Tetrachloroethene	**2.2**	**J**	2.7	0.37	ug/m3			03/08/22 14:40	2
Methyl Butyl Ketone (2-Hexanone)	ND		4.1	1.6	ug/m3			03/08/22 14:40	2
Dibromochloromethane	ND		3.4	0.53	ug/m3			03/08/22 14:40	2
1,2-Dibromoethane	ND		3.1	0.71	ug/m3			03/08/22 14:40	2
Chlorobenzene	ND		1.8	0.40	ug/m3			03/08/22 14:40	2
Ethylbenzene	ND		1.7	0.87	ug/m3			03/08/22 14:40	2
m,p-Xylene	ND		4.3	1.5	ug/m3			03/08/22 14:40	2
Xylene, o-	ND		1.7	0.82	ug/m3			03/08/22 14:40	2
Xylene (total)	ND		6.1	2.3	ug/m3			03/08/22 14:40	2
Styrene	ND		1.7	0.27	ug/m3			03/08/22 14:40	2
Bromoform	ND		4.1	1.2	ug/m3			03/08/22 14:40	2
Cumene	ND		2.0	0.36	ug/m3			03/08/22 14:40	2
1,1,2,2-Tetrachloroethane	ND		2.7	0.59	ug/m3			03/08/22 14:40	2
n-Propylbenzene	ND		2.0	0.46	ug/m3			03/08/22 14:40	2
4-Ethyltoluene	ND		2.0	0.50	ug/m3			03/08/22 14:40	2
1,3,5-Trimethylbenzene	ND		2.0	0.43	ug/m3			03/08/22 14:40	2
2-Chlorotoluene	ND		2.1	0.50	ug/m3			03/08/22 14:40	2
tert-Butylbenzene	ND		2.2	0.41	ug/m3			03/08/22 14:40	2
1,2,4-Trimethylbenzene	ND		2.0	0.46	ug/m3			03/08/22 14:40	2
sec-Butylbenzene	ND		2.2	0.43	ug/m3			03/08/22 14:40	2
4-Isopropyltoluene	ND		2.2	0.43	ug/m3			03/08/22 14:40	2
1,3-Dichlorobenzene	ND		2.4	1.1	ug/m3			03/08/22 14:40	2
1,4-Dichlorobenzene	ND		2.4	1.1	ug/m3			03/08/22 14:40	2
Benzyl chloride	ND		2.1	0.77	ug/m3			03/08/22 14:40	2
n-Butylbenzene	ND		2.2	0.60	ug/m3			03/08/22 14:40	2
1,2-Dichlorobenzene	ND		2.4	0.84	ug/m3			03/08/22 14:40	2
1,2,4-Trichlorobenzene	ND		7.4	2.8	ug/m3			03/08/22 14:40	2
Hexachlorobutadiene	ND		4.3	0.66	ug/m3			03/08/22 14:40	2
Naphthalene	ND		5.2	1.8	ug/m3			03/08/22 14:40	2

Client Sample ID: 7W-IA-4-2022

Lab Sample ID: 200-62391-5

Date Collected: 03/02/22 15:52
Matrix: Air
Date Received: 03/04/22 10:40
Sample Container: Summa Canister 6L

Method: TO-15 - Volatile Organic Compounds in Ambient Air

Analyte	Result	Qualifier	RL	MDL	Unit	D	Prepared	Analyzed	Dil Fac
Dichlorodifluoromethane	**2.8**		2.5	0.54	ug/m3			03/08/22 03:06	1
Freon 22	**3.9**		1.8	0.39	ug/m3			03/08/22 03:06	1
1,2-Dichlorotetrafluoroethane	ND		1.4	0.38	ug/m3			03/08/22 03:06	1
Chloromethane	**1.4**		1.0	0.25	ug/m3			03/08/22 03:06	1

Client Sample Results

Client: GHD Services Inc.
Project/Site: 058507, GM-Lockport SSOW 256042

Job ID: 200-62391-1

Client Sample ID: 7W-IA-4-2022

Lab Sample ID: 200-62391-5

Date Collected: 03/02/22 15:52
Matrix: Air
Date Received: 03/04/22 10:40
Sample Container: Summa Canister 6L

Method: TO-15 - Volatile Organic Compounds in Ambient Air (Continued)

Analyte	Result	Qualifier	RL	MDL	Unit	D	Prepared	Analyzed	Dil Fac
n-Butane	**3.2**		1.2	0.45	ug/m3			03/08/22 03:06	1
Vinyl chloride	ND		0.51	0.072	ug/m3			03/08/22 03:06	1
1,3-Butadiene	**0.16**	**J**	0.44	0.084	ug/m3			03/08/22 03:06	1
Bromomethane	ND		0.78	0.20	ug/m3			03/08/22 03:06	1
Chloroethane	ND		1.3	0.66	ug/m3			03/08/22 03:06	1
Bromoethene(Vinyl Bromide)	ND		0.87	0.37	ug/m3			03/08/22 03:06	1
Trichlorofluoromethane	**2.5**		1.1	0.29	ug/m3			03/08/22 03:06	1
Freon TF	**0.47**	**J**	1.5	0.42	ug/m3			03/08/22 03:06	1
1,1-Dichloroethene	ND		0.79	0.11	ug/m3			03/08/22 03:06	1
Acetone	**9.6**	**J**	12	4.8	ug/m3			03/08/22 03:06	1
Isopropyl alcohol	**400**	**E**	12	2.4	ug/m3			03/08/22 03:06	1
Carbon disulfide	ND		1.6	0.40	ug/m3			03/08/22 03:06	1
3-Chloropropene	ND		1.6	0.34	ug/m3			03/08/22 03:06	1
Methylene Chloride	**4.0**		1.7	0.59	ug/m3			03/08/22 03:06	1
tert-Butyl alcohol	ND		15	3.6	ug/m3			03/08/22 03:06	1
Methyl tert-butyl ether	ND		0.72	0.29	ug/m3			03/08/22 03:06	1
trans-1,2-Dichloroethene	ND		0.79	0.35	ug/m3			03/08/22 03:06	1
n-Hexane	**1.2**	**J**	1.8	0.81	ug/m3			03/08/22 03:06	1
1,1-Dichloroethane	ND		0.81	0.12	ug/m3			03/08/22 03:06	1
Methyl Ethyl Ketone	**0.81**	**J**	1.5	0.50	ug/m3			03/08/22 03:06	1
cis-1,2-Dichloroethene	ND		0.79	0.13	ug/m3			03/08/22 03:06	1
1,2-Dichloroethene, Total	ND		1.6	0.71	ug/m3			03/08/22 03:06	1
Chloroform	ND		0.98	0.22	ug/m3			03/08/22 03:06	1
Tetrahydrofuran	ND		15	3.5	ug/m3			03/08/22 03:06	1
1,1,1-Trichloroethane	ND		1.1	0.21	ug/m3			03/08/22 03:06	1
Cyclohexane	ND		0.69	0.12	ug/m3			03/08/22 03:06	1
Carbon tetrachloride	**0.35**	**J**	1.3	0.20	ug/m3			03/08/22 03:06	1
2,2,4-Trimethylpentane	ND		0.93	0.16	ug/m3			03/08/22 03:06	1
Benzene	**0.49**	**J**	0.64	0.24	ug/m3			03/08/22 03:06	1
1,2-Dichloroethane	ND		0.81	0.61	ug/m3			03/08/22 03:06	1
n-Heptane	ND		0.82	0.24	ug/m3			03/08/22 03:06	1
Trichloroethene	**0.19**	**J**	1.1	0.13	ug/m3			03/08/22 03:06	1
Methyl methacrylate	**0.67**	**J**	2.0	0.66	ug/m3			03/08/22 03:06	1
1,2-Dichloropropane	ND		0.92	0.40	ug/m3			03/08/22 03:06	1
1,4-Dioxane	ND		18	6.1	ug/m3			03/08/22 03:06	1
Bromodichloromethane	ND		1.3	0.27	ug/m3			03/08/22 03:06	1
cis-1,3-Dichloropropene	ND		0.91	0.091	ug/m3			03/08/22 03:06	1
methyl isobutyl ketone	ND		2.0	0.78	ug/m3			03/08/22 03:06	1
Toluene	**0.75**		0.75	0.35	ug/m3			03/08/22 03:06	1
trans-1,3-Dichloropropene	ND		0.91	0.40	ug/m3			03/08/22 03:06	1
1,1,2-Trichloroethane	ND		1.1	0.19	ug/m3			03/08/22 03:06	1
Tetrachloroethene	**0.49**	**J**	1.4	0.18	ug/m3			03/08/22 03:06	1
Methyl Butyl Ketone (2-Hexanone)	ND		2.0	0.82	ug/m3			03/08/22 03:06	1
Dibromochloromethane	ND		1.7	0.26	ug/m3			03/08/22 03:06	1
1,2-Dibromoethane	ND		1.5	0.35	ug/m3			03/08/22 03:06	1
Chlorobenzene	ND		0.92	0.20	ug/m3			03/08/22 03:06	1
Ethylbenzene	ND		0.87	0.43	ug/m3			03/08/22 03:06	1
m,p-Xylene	ND		2.2	0.74	ug/m3			03/08/22 03:06	1

Client Sample Results

Client: GHD Services Inc.
Project/Site: 058507, GM-Lockport SSOW 256042

Job ID: 200-62391-1

Client Sample ID: 7W-IA-4-2022

Lab Sample ID: 200-62391-5

Date Collected: 03/02/22 15:52
Matrix: Air
Date Received: 03/04/22 10:40
Sample Container: Summa Canister 6L

Method: TO-15 - Volatile Organic Compounds in Ambient Air (Continued)

Analyte	Result	Qualifier	RL	MDL	Unit	D	Prepared	Analyzed	Dil Fac
Xylene, o-	ND		0.87	0.41	ug/m3			03/08/22 03:06	1
Xylene (total)	ND		3.0	1.1	ug/m3			03/08/22 03:06	1
Styrene	ND		0.85	0.14	ug/m3			03/08/22 03:06	1
Bromoform	ND		2.1	0.60	ug/m3			03/08/22 03:06	1
Cumene	ND		0.98	0.18	ug/m3			03/08/22 03:06	1
1,1,2,2-Tetrachloroethane	ND		1.4	0.30	ug/m3			03/08/22 03:06	1
n-Propylbenzene	ND		0.98	0.23	ug/m3			03/08/22 03:06	1
4-Ethyltoluene	ND		0.98	0.25	ug/m3			03/08/22 03:06	1
1,3,5-Trimethylbenzene	ND		0.98	0.22	ug/m3			03/08/22 03:06	1
2-Chlorotoluene	ND		1.0	0.25	ug/m3			03/08/22 03:06	1
tert-Butylbenzene	ND		1.1	0.20	ug/m3			03/08/22 03:06	1
1,2,4-Trimethylbenzene	**0.27**	**J**	0.98	0.23	ug/m3			03/08/22 03:06	1
sec-Butylbenzene	ND		1.1	0.21	ug/m3			03/08/22 03:06	1
4-Isopropyltoluene	ND		1.1	0.21	ug/m3			03/08/22 03:06	1
1,3-Dichlorobenzene	ND		1.2	0.54	ug/m3			03/08/22 03:06	1
1,4-Dichlorobenzene	ND		1.2	0.57	ug/m3			03/08/22 03:06	1
Benzyl chloride	ND		1.0	0.38	ug/m3			03/08/22 03:06	1
n-Butylbenzene	ND		1.1	0.30	ug/m3			03/08/22 03:06	1
1,2-Dichlorobenzene	ND		1.2	0.42	ug/m3			03/08/22 03:06	1
1,2,4-Trichlorobenzene	ND		3.7	1.4	ug/m3			03/08/22 03:06	1
Hexachlorobutadiene	ND		2.1	0.33	ug/m3			03/08/22 03:06	1
Naphthalene	ND		2.6	0.89	ug/m3			03/08/22 03:06	1

Method: TO-15 - Volatile Organic Compounds in Ambient Air - DL

Analyte	Result	Qualifier	RL	MDL	Unit	D	Prepared	Analyzed	Dil Fac
Dichlorodifluoromethane	ND		25	5.4	ug/m3			03/08/22 15:34	10
Freon 22	**4.4**	**J**	18	3.9	ug/m3			03/08/22 15:34	10
1,2-Dichlorotetrafluoroethane	ND		14	3.8	ug/m3			03/08/22 15:34	10
Chloromethane	ND		10	2.5	ug/m3			03/08/22 15:34	10
n-Butane	ND		12	4.5	ug/m3			03/08/22 15:34	10
Vinyl chloride	ND		5.1	0.72	ug/m3			03/08/22 15:34	10
1,3-Butadiene	ND		4.4	0.84	ug/m3			03/08/22 15:34	10
Bromomethane	ND		7.8	2.0	ug/m3			03/08/22 15:34	10
Chloroethane	ND		13	6.6	ug/m3			03/08/22 15:34	10
Bromoethene(Vinyl Bromide)	ND		8.7	3.7	ug/m3			03/08/22 15:34	10
Trichlorofluoromethane	ND		11	2.9	ug/m3			03/08/22 15:34	10
Freon TF	ND		15	4.2	ug/m3			03/08/22 15:34	10
1,1-Dichloroethene	ND		7.9	1.1	ug/m3			03/08/22 15:34	10
Acetone	ND		120	48	ug/m3			03/08/22 15:34	10
Isopropyl alcohol	**420**		120	24	ug/m3			03/08/22 15:34	10
Carbon disulfide	ND		16	4.0	ug/m3			03/08/22 15:34	10
3-Chloropropene	ND		16	3.4	ug/m3			03/08/22 15:34	10
Methylene Chloride	**7.2**	**J**	17	5.9	ug/m3			03/08/22 15:34	10
tert-Butyl alcohol	ND		150	36	ug/m3			03/08/22 15:34	10
Methyl tert-butyl ether	ND		7.2	2.9	ug/m3			03/08/22 15:34	10
trans-1,2-Dichloroethene	ND		7.9	3.5	ug/m3			03/08/22 15:34	10
n-Hexane	ND		18	8.1	ug/m3			03/08/22 15:34	10
1,1-Dichloroethane	ND		8.1	1.2	ug/m3			03/08/22 15:34	10
Methyl Ethyl Ketone	ND		15	5.0	ug/m3			03/08/22 15:34	10

Client Sample ID: 7W-IA-4-2022

Lab Sample ID: 200-62391-5

Date Collected: 03/02/22 15:52
Matrix: Air
Date Received: 03/04/22 10:40
Sample Container: Summa Canister 6L

Method: TO-15 - Volatile Organic Compounds in Ambient Air - DL (Continued)

Analyte	Result	Qualifier	RL	MDL	Unit	D	Prepared	Analyzed	Dil Fac
cis-1,2-Dichloroethene	ND		7.9	1.3	ug/m3			03/08/22 15:34	10
1,2-Dichloroethene, Total	ND		16	7.1	ug/m3			03/08/22 15:34	10
Chloroform	ND		9.8	2.2	ug/m3			03/08/22 15:34	10
Tetrahydrofuran	ND		150	35	ug/m3			03/08/22 15:34	10
1,1,1-Trichloroethane	ND		11	2.1	ug/m3			03/08/22 15:34	10
Cyclohexane	ND		6.9	1.2	ug/m3			03/08/22 15:34	10
Carbon tetrachloride	ND		13	2.0	ug/m3			03/08/22 15:34	10
2,2,4-Trimethylpentane	ND		9.3	1.6	ug/m3			03/08/22 15:34	10
Benzene	ND		6.4	2.4	ug/m3			03/08/22 15:34	10
1,2-Dichloroethane	ND		8.1	6.1	ug/m3			03/08/22 15:34	10
n-Heptane	ND		8.2	2.4	ug/m3			03/08/22 15:34	10
Trichloroethene	ND		11	1.3	ug/m3			03/08/22 15:34	10
Methyl methacrylate	ND		20	6.6	ug/m3			03/08/22 15:34	10
1,2-Dichloropropane	ND		9.2	4.0	ug/m3			03/08/22 15:34	10
1,4-Dioxane	ND		180	61	ug/m3			03/08/22 15:34	10
Bromodichloromethane	ND		13	2.7	ug/m3			03/08/22 15:34	10
cis-1,3-Dichloropropene	ND		9.1	0.91	ug/m3			03/08/22 15:34	10
methyl isobutyl ketone	ND	*+	20	7.8	ug/m3			03/08/22 15:34	10
Toluene	ND		7.5	3.5	ug/m3			03/08/22 15:34	10
trans-1,3-Dichloropropene	ND		9.1	4.0	ug/m3			03/08/22 15:34	10
1,1,2-Trichloroethane	ND		11	1.9	ug/m3			03/08/22 15:34	10
Tetrachloroethene	ND		14	1.8	ug/m3			03/08/22 15:34	10
Methyl Butyl Ketone (2-Hexanone)	ND		20	8.2	ug/m3			03/08/22 15:34	10
Dibromochloromethane	ND		17	2.6	ug/m3			03/08/22 15:34	10
1,2-Dibromoethane	ND		15	3.5	ug/m3			03/08/22 15:34	10
Chlorobenzene	ND		9.2	2.0	ug/m3			03/08/22 15:34	10
Ethylbenzene	ND		8.7	4.3	ug/m3			03/08/22 15:34	10
m,p-Xylene	ND		22	7.4	ug/m3			03/08/22 15:34	10
Xylene, o-	ND		8.7	4.1	ug/m3			03/08/22 15:34	10
Xylene (total)	ND		30	11	ug/m3			03/08/22 15:34	10
Styrene	ND		8.5	1.4	ug/m3			03/08/22 15:34	10
Bromoform	ND		21	6.0	ug/m3			03/08/22 15:34	10
Cumene	ND		9.8	1.8	ug/m3			03/08/22 15:34	10
1,1,2,2-Tetrachloroethane	ND		14	3.0	ug/m3			03/08/22 15:34	10
n-Propylbenzene	ND		9.8	2.3	ug/m3			03/08/22 15:34	10
4-Ethyltoluene	ND		9.8	2.5	ug/m3			03/08/22 15:34	10
1,3,5-Trimethylbenzene	ND		9.8	2.2	ug/m3			03/08/22 15:34	10
2-Chlorotoluene	ND		10	2.5	ug/m3			03/08/22 15:34	10
tert-Butylbenzene	ND		11	2.0	ug/m3			03/08/22 15:34	10
1,2,4-Trimethylbenzene	ND		9.8	2.3	ug/m3			03/08/22 15:34	10
sec-Butylbenzene	ND		11	2.1	ug/m3			03/08/22 15:34	10
4-Isopropyltoluene	ND		11	2.1	ug/m3			03/08/22 15:34	10
1,3-Dichlorobenzene	ND		12	5.4	ug/m3			03/08/22 15:34	10
1,4-Dichlorobenzene	ND		12	5.7	ug/m3			03/08/22 15:34	10
Benzyl chloride	ND		10	3.8	ug/m3			03/08/22 15:34	10
n-Butylbenzene	ND		11	3.0	ug/m3			03/08/22 15:34	10
1,2-Dichlorobenzene	ND		12	4.2	ug/m3			03/08/22 15:34	10
1,2,4-Trichlorobenzene	ND		37	14	ug/m3			03/08/22 15:34	10

Client Sample ID: 7W-IA-4-2022

Lab Sample ID: 200-62391-5

Date Collected: 03/02/22 15:52
Matrix: Air
Date Received: 03/04/22 10:40
Sample Container: Summa Canister 6L

Method: TO-15 - Volatile Organic Compounds in Ambient Air - DL (Continued)

Analyte	Result	Qualifier	RL	MDL	Unit	D	Prepared	Analyzed	Dil Fac
Hexachlorobutadiene	ND		21	3.3	ug/m3			03/08/22 15:34	10
Naphthalene	ND		26	8.9	ug/m3			03/08/22 15:34	10

Client Sample ID: 7W-IA-5-2022

Lab Sample ID: 200-62391-6

Date Collected: 03/02/22 15:45
Matrix: Air
Date Received: 03/04/22 10:40
Sample Container: Summa Canister 6L

Method: TO-15 - Volatile Organic Compounds in Ambient Air

Analyte	Result	Qualifier	RL	MDL	Unit	D	Prepared	Analyzed	Dil Fac
Dichlorodifluoromethane	**2.3**	**J**	2.5	0.54	ug/m3			03/09/22 21:27	1
Freon 22	**22**		1.8	0.39	ug/m3			03/09/22 21:27	1
1,2-Dichlorotetrafluoroethane	ND		1.4	0.38	ug/m3			03/09/22 21:27	1
Chloromethane	**1.3**		1.0	0.25	ug/m3			03/09/22 21:27	1
n-Butane	**3.2**		1.2	0.45	ug/m3			03/09/22 21:27	1
Vinyl chloride	ND		0.51	0.072	ug/m3			03/09/22 21:27	1
1,3-Butadiene	**0.15**	**J**	0.44	0.084	ug/m3			03/09/22 21:27	1
Bromomethane	ND		0.78	0.20	ug/m3			03/09/22 21:27	1
Chloroethane	ND		1.3	0.66	ug/m3			03/09/22 21:27	1
Bromoethene(Vinyl Bromide)	ND		0.87	0.37	ug/m3			03/09/22 21:27	1
Trichlorofluoromethane	**1.9**		1.1	0.29	ug/m3			03/09/22 21:27	1
Freon TF	**0.46**	**J**	1.5	0.42	ug/m3			03/09/22 21:27	1
1,1-Dichloroethene	ND		0.79	0.11	ug/m3			03/09/22 21:27	1
Acetone	**8.8**	**J**	12	4.8	ug/m3			03/09/22 21:27	1
Isopropyl alcohol	**230**	**E**	12	2.4	ug/m3			03/09/22 21:27	1
Carbon disulfide	ND		1.6	0.40	ug/m3			03/09/22 21:27	1
3-Chloropropene	ND		1.6	0.34	ug/m3			03/09/22 21:27	1
Methylene Chloride	**0.74**	**J**	1.7	0.59	ug/m3			03/09/22 21:27	1
tert-Butyl alcohol	ND		15	3.6	ug/m3			03/09/22 21:27	1
Methyl tert-butyl ether	ND		0.72	0.29	ug/m3			03/09/22 21:27	1
trans-1,2-Dichloroethene	ND		0.79	0.35	ug/m3			03/09/22 21:27	1
n-Hexane	ND		1.8	0.81	ug/m3			03/09/22 21:27	1
1,1-Dichloroethane	ND		0.81	0.12	ug/m3			03/09/22 21:27	1
Methyl Ethyl Ketone	**0.87**	**J**	1.5	0.50	ug/m3			03/09/22 21:27	1
cis-1,2-Dichloroethene	**0.90**		0.79	0.13	ug/m3			03/09/22 21:27	1
1,2-Dichloroethene, Total	**0.90**	**J**	1.6	0.71	ug/m3			03/09/22 21:27	1
Chloroform	ND		0.98	0.22	ug/m3			03/09/22 21:27	1
Tetrahydrofuran	ND		15	3.5	ug/m3			03/09/22 21:27	1
1,1,1-Trichloroethane	ND		1.1	0.21	ug/m3			03/09/22 21:27	1
Cyclohexane	ND		0.69	0.12	ug/m3			03/09/22 21:27	1
Carbon tetrachloride	**0.38**	**J**	1.3	0.20	ug/m3			03/09/22 21:27	1
2,2,4-Trimethylpentane	ND		0.93	0.16	ug/m3			03/09/22 21:27	1
Benzene	**0.44**	**J**	0.64	0.24	ug/m3			03/09/22 21:27	1
1,2-Dichloroethane	ND		0.81	0.61	ug/m3			03/09/22 21:27	1
n-Heptane	**0.42**	**J**	0.82	0.24	ug/m3			03/09/22 21:27	1
Trichloroethene	**0.62**	**J**	1.1	0.13	ug/m3			03/09/22 21:27	1
Methyl methacrylate	ND		2.0	0.66	ug/m3			03/09/22 21:27	1
1,2-Dichloropropane	ND		0.92	0.40	ug/m3			03/09/22 21:27	1
1,4-Dioxane	ND		18	6.1	ug/m3			03/09/22 21:27	1

Client Sample ID: 7W-IA-5-2022

Lab Sample ID: 200-62391-6

Date Collected: 03/02/22 15:45
Matrix: Air
Date Received: 03/04/22 10:40
Sample Container: Summa Canister 6L

Method: TO-15 - Volatile Organic Compounds in Ambient Air (Continued)

Analyte	Result	Qualifier	RL	MDL	Unit	D	Prepared	Analyzed	Dil Fac
Bromodichloromethane	ND		1.3	0.27	ug/m3			03/09/22 21:27	1
cis-1,3-Dichloropropene	ND		0.91	0.091	ug/m3			03/09/22 21:27	1
methyl isobutyl ketone	ND		2.0	0.78	ug/m3			03/09/22 21:27	1
Toluene	**0.66**	**J**	0.75	0.35	ug/m3			03/09/22 21:27	1
trans-1,3-Dichloropropene	ND		0.91	0.40	ug/m3			03/09/22 21:27	1
1,1,2-Trichloroethane	ND		1.1	0.19	ug/m3			03/09/22 21:27	1
Tetrachloroethene	**4.7**		1.4	0.18	ug/m3			03/09/22 21:27	1
Methyl Butyl Ketone (2-Hexanone)	ND		2.0	0.82	ug/m3			03/09/22 21:27	1
Dibromochloromethane	ND		1.7	0.26	ug/m3			03/09/22 21:27	1
1,2-Dibromoethane	ND		1.5	0.35	ug/m3			03/09/22 21:27	1
Chlorobenzene	ND		0.92	0.20	ug/m3			03/09/22 21:27	1
Ethylbenzene	ND		0.87	0.43	ug/m3			03/09/22 21:27	1
m,p-Xylene	ND		2.2	0.74	ug/m3			03/09/22 21:27	1
Xylene, o-	ND		0.87	0.41	ug/m3			03/09/22 21:27	1
Xylene (total)	ND		3.0	1.1	ug/m3			03/09/22 21:27	1
Styrene	ND		0.85	0.14	ug/m3			03/09/22 21:27	1
Bromoform	ND		2.1	0.60	ug/m3			03/09/22 21:27	1
Cumene	ND		0.98	0.18	ug/m3			03/09/22 21:27	1
1,1,2,2-Tetrachloroethane	ND		1.4	0.30	ug/m3			03/09/22 21:27	1
n-Propylbenzene	ND		0.98	0.23	ug/m3			03/09/22 21:27	1
4-Ethyltoluene	ND		0.98	0.25	ug/m3			03/09/22 21:27	1
1,3,5-Trimethylbenzene	ND		0.98	0.22	ug/m3			03/09/22 21:27	1
2-Chlorotoluene	ND		1.0	0.25	ug/m3			03/09/22 21:27	1
tert-Butylbenzene	ND		1.1	0.20	ug/m3			03/09/22 21:27	1
1,2,4-Trimethylbenzene	**0.50**	**J**	0.98	0.23	ug/m3			03/09/22 21:27	1
sec-Butylbenzene	ND		1.1	0.21	ug/m3			03/09/22 21:27	1
4-Isopropyltoluene	ND		1.1	0.21	ug/m3			03/09/22 21:27	1
1,3-Dichlorobenzene	ND		1.2	0.54	ug/m3			03/09/22 21:27	1
1,4-Dichlorobenzene	ND		1.2	0.57	ug/m3			03/09/22 21:27	1
Benzyl chloride	ND		1.0	0.38	ug/m3			03/09/22 21:27	1
n-Butylbenzene	ND		1.1	0.30	ug/m3			03/09/22 21:27	1
1,2-Dichlorobenzene	ND		1.2	0.42	ug/m3			03/09/22 21:27	1
1,2,4-Trichlorobenzene	ND		3.7	1.4	ug/m3			03/09/22 21:27	1
Hexachlorobutadiene	ND		2.1	0.33	ug/m3			03/09/22 21:27	1
Naphthalene	ND		2.6	0.89	ug/m3			03/09/22 21:27	1

Method: TO-15 - Volatile Organic Compounds in Ambient Air - DL

Analyte	Result	Qualifier	RL	MDL	Unit	D	Prepared	Analyzed	Dil Fac
Dichlorodifluoromethane	**2.5**	**J**	9.9	2.2	ug/m3			03/10/22 22:26	4
Freon 22	**18**		7.1	1.6	ug/m3			03/10/22 22:26	4
1,2-Dichlorotetrafluoroethane	ND		5.6	1.5	ug/m3			03/10/22 22:26	4
Chloromethane	ND		4.1	0.99	ug/m3			03/10/22 22:26	4
n-Butane	**2.5**	**J**	4.8	1.8	ug/m3			03/10/22 22:26	4
Vinyl chloride	ND		2.0	0.29	ug/m3			03/10/22 22:26	4
1,3-Butadiene	ND		1.8	0.34	ug/m3			03/10/22 22:26	4
Bromomethane	ND		3.1	0.81	ug/m3			03/10/22 22:26	4
Chloroethane	ND		5.3	2.6	ug/m3			03/10/22 22:26	4
Bromoethene(Vinyl Bromide)	ND		3.5	1.5	ug/m3			03/10/22 22:26	4
Trichlorofluoromethane	ND		4.5	1.2	ug/m3			03/10/22 22:26	4

Client Sample Results

Client: GHD Services Inc.
Project/Site: 058507, GM-Lockport SSOW 256042

Job ID: 200-62391-1

Client Sample ID: 7W-IA-5-2022

Lab Sample ID: 200-62391-6

Date Collected: 03/02/22 15:45
Matrix: Air
Date Received: 03/04/22 10:40
Sample Container: Summa Canister 6L

Method: TO-15 - Volatile Organic Compounds in Ambient Air - DL (Continued)

Analyte	Result	Qualifier	RL	MDL	Unit	D	Prepared	Analyzed	Dil Fac
Freon TF	ND		6.1	1.7	ug/m3			03/10/22 22:26	4
1,1-Dichloroethene	ND		3.2	0.46	ug/m3			03/10/22 22:26	4
Acetone	ND		48	19	ug/m3			03/10/22 22:26	4
Isopropyl alcohol	**200**		49	9.6	ug/m3			03/10/22 22:26	4
Carbon disulfide	ND		6.2	1.6	ug/m3			03/10/22 22:26	4
3-Chloropropene	ND		6.3	1.4	ug/m3			03/10/22 22:26	4
Methylene Chloride	ND		6.9	2.4	ug/m3			03/10/22 22:26	4
tert-Butyl alcohol	ND		61	15	ug/m3			03/10/22 22:26	4
Methyl tert-butyl ether	ND		2.9	1.2	ug/m3			03/10/22 22:26	4
trans-1,2-Dichloroethene	ND		3.2	1.4	ug/m3			03/10/22 22:26	4
n-Hexane	ND		7.0	3.2	ug/m3			03/10/22 22:26	4
1,1-Dichloroethane	ND		3.2	0.47	ug/m3			03/10/22 22:26	4
Methyl Ethyl Ketone	ND		5.9	2.0	ug/m3			03/10/22 22:26	4
cis-1,2-Dichloroethene	ND		3.2	0.52	ug/m3			03/10/22 22:26	4
1,2-Dichloroethene, Total	ND		6.3	2.9	ug/m3			03/10/22 22:26	4
Chloroform	ND		3.9	0.90	ug/m3			03/10/22 22:26	4
Tetrahydrofuran	ND		59	14	ug/m3			03/10/22 22:26	4
1,1,1-Trichloroethane	ND		4.4	0.85	ug/m3			03/10/22 22:26	4
Cyclohexane	ND		2.8	0.48	ug/m3			03/10/22 22:26	4
Carbon tetrachloride	ND		5.0	0.81	ug/m3			03/10/22 22:26	4
2,2,4-Trimethylpentane	ND		3.7	0.65	ug/m3			03/10/22 22:26	4
Benzene	ND		2.6	0.95	ug/m3			03/10/22 22:26	4
1,2-Dichloroethane	ND		3.2	2.4	ug/m3			03/10/22 22:26	4
n-Heptane	ND		3.3	0.97	ug/m3			03/10/22 22:26	4
Trichloroethene	ND		4.3	0.52	ug/m3			03/10/22 22:26	4
Methyl methacrylate	ND	*-	8.2	2.6	ug/m3			03/10/22 22:26	4
1,2-Dichloropropane	ND	*-	3.7	1.6	ug/m3			03/10/22 22:26	4
1,4-Dioxane	ND		72	25	ug/m3			03/10/22 22:26	4
Bromodichloromethane	ND		5.4	1.1	ug/m3			03/10/22 22:26	4
cis-1,3-Dichloropropene	ND		3.6	0.36	ug/m3			03/10/22 22:26	4
methyl isobutyl ketone	ND		8.2	3.1	ug/m3			03/10/22 22:26	4
Toluene	ND		3.0	1.4	ug/m3			03/10/22 22:26	4
trans-1,3-Dichloropropene	ND		3.6	1.6	ug/m3			03/10/22 22:26	4
1,1,2-Trichloroethane	ND		4.4	0.74	ug/m3			03/10/22 22:26	4
Tetrachloroethene	**2.7**	**J**	5.4	0.73	ug/m3			03/10/22 22:26	4
Methyl Butyl Ketone (2-Hexanone)	ND		8.2	3.3	ug/m3			03/10/22 22:26	4
Dibromochloromethane	ND		6.8	1.1	ug/m3			03/10/22 22:26	4
1,2-Dibromoethane	ND		6.1	1.4	ug/m3			03/10/22 22:26	4
Chlorobenzene	ND		3.7	0.79	ug/m3			03/10/22 22:26	4
Ethylbenzene	ND		3.5	1.7	ug/m3			03/10/22 22:26	4
m,p-Xylene	ND		8.7	3.0	ug/m3			03/10/22 22:26	4
Xylene, o-	ND		3.5	1.6	ug/m3			03/10/22 22:26	4
Xylene (total)	ND		12	4.5	ug/m3			03/10/22 22:26	4
Styrene	ND		3.4	0.55	ug/m3			03/10/22 22:26	4
Bromoform	ND		8.3	2.4	ug/m3			03/10/22 22:26	4
Cumene	ND		3.9	0.73	ug/m3			03/10/22 22:26	4
1,1,2,2-Tetrachloroethane	ND		5.5	1.2	ug/m3			03/10/22 22:26	4
n-Propylbenzene	ND		3.9	0.92	ug/m3			03/10/22 22:26	4

Client Sample ID: 7W-IA-5-2022

Lab Sample ID: 200-62391-6

Date Collected: 03/02/22 15:45
Matrix: Air
Date Received: 03/04/22 10:40
Sample Container: Summa Canister 6L

Method: TO-15 - Volatile Organic Compounds in Ambient Air - DL (Continued)

Analyte	Result	Qualifier	RL	MDL	Unit	D	Prepared	Analyzed	Dil Fac
4-Ethyltoluene	ND		3.9	1.0	ug/m3			03/10/22 22:26	4
1,3,5-Trimethylbenzene	ND		3.9	0.87	ug/m3			03/10/22 22:26	4
2-Chlorotoluene	ND		4.1	0.99	ug/m3			03/10/22 22:26	4
tert-Butylbenzene	ND		4.4	0.81	ug/m3			03/10/22 22:26	4
1,2,4-Trimethylbenzene	ND		3.9	0.92	ug/m3			03/10/22 22:26	4
sec-Butylbenzene	ND		4.4	0.86	ug/m3			03/10/22 22:26	4
4-Isopropyltoluene	ND		4.4	0.86	ug/m3			03/10/22 22:26	4
1,3-Dichlorobenzene	ND		4.8	2.1	ug/m3			03/10/22 22:26	4
1,4-Dichlorobenzene	ND		4.8	2.3	ug/m3			03/10/22 22:26	4
Benzyl chloride	ND		4.1	1.5	ug/m3			03/10/22 22:26	4
n-Butylbenzene	ND		4.4	1.2	ug/m3			03/10/22 22:26	4
1,2-Dichlorobenzene	ND		4.8	1.7	ug/m3			03/10/22 22:26	4
1,2,4-Trichlorobenzene	ND		15	5.6	ug/m3			03/10/22 22:26	4
Hexachlorobutadiene	ND		8.5	1.3	ug/m3			03/10/22 22:26	4
Naphthalene	ND		10	3.6	ug/m3			03/10/22 22:26	4

Client Sample ID: 7E-IA-1-2022

Lab Sample ID: 200-62391-7

Date Collected: 03/02/22 15:48
Matrix: Air
Date Received: 03/04/22 10:40
Sample Container: Summa Canister 6L

Method: TO-15 - Volatile Organic Compounds in Ambient Air

Analyte	Result	Qualifier	RL	MDL	Unit	D	Prepared	Analyzed	Dil Fac
Dichlorodifluoromethane	**2.4**	**J**	2.5	0.54	ug/m3			03/09/22 22:18	1
Freon 22	**3.3**		1.8	0.39	ug/m3			03/09/22 22:18	1
1,2-Dichlorotetrafluoroethane	ND		1.4	0.38	ug/m3			03/09/22 22:18	1
Chloromethane	**1.2**		1.0	0.25	ug/m3			03/09/22 22:18	1
n-Butane	**1.9**		1.2	0.45	ug/m3			03/09/22 22:18	1
Vinyl chloride	ND		0.51	0.072	ug/m3			03/09/22 22:18	1
1,3-Butadiene	**0.15**	**J**	0.44	0.084	ug/m3			03/09/22 22:18	1
Bromomethane	ND		0.78	0.20	ug/m3			03/09/22 22:18	1
Chloroethane	ND		1.3	0.66	ug/m3			03/09/22 22:18	1
Bromoethene(Vinyl Bromide)	ND		0.87	0.37	ug/m3			03/09/22 22:18	1
Trichlorofluoromethane	**3.8**		1.1	0.29	ug/m3			03/09/22 22:18	1
Freon TF	**0.50**	**J**	1.5	0.42	ug/m3			03/09/22 22:18	1
1,1-Dichloroethene	ND		0.79	0.11	ug/m3			03/09/22 22:18	1
Acetone	**6.7**	**J**	12	4.8	ug/m3			03/09/22 22:18	1
Isopropyl alcohol	**56**		12	2.4	ug/m3			03/09/22 22:18	1
Carbon disulfide	ND		1.6	0.40	ug/m3			03/09/22 22:18	1
3-Chloropropene	ND		1.6	0.34	ug/m3			03/09/22 22:18	1
Methylene Chloride	**2.8**		1.7	0.59	ug/m3			03/09/22 22:18	1
tert-Butyl alcohol	ND		15	3.6	ug/m3			03/09/22 22:18	1
Methyl tert-butyl ether	ND		0.72	0.29	ug/m3			03/09/22 22:18	1
trans-1,2-Dichloroethene	ND		0.79	0.35	ug/m3			03/09/22 22:18	1
n-Hexane	**0.92**	**J**	1.8	0.81	ug/m3			03/09/22 22:18	1
1,1-Dichloroethane	ND		0.81	0.12	ug/m3			03/09/22 22:18	1
Methyl Ethyl Ketone	**0.65**	**J**	1.5	0.50	ug/m3			03/09/22 22:18	1
cis-1,2-Dichloroethene	**0.98**		0.79	0.13	ug/m3			03/09/22 22:18	1
1,2-Dichloroethene, Total	**0.98**	**J**	1.6	0.71	ug/m3			03/09/22 22:18	1

Client Sample Results

Client: GHD Services Inc.
Project/Site: 058507, GM-Lockport SSOW 256042

Job ID: 200-62391-1

Client Sample ID: 7E-IA-1-2022

Lab Sample ID: 200-62391-7

Date Collected: 03/02/22 15:48
Matrix: Air
Date Received: 03/04/22 10:40
Sample Container: Summa Canister 6L

Method: TO-15 - Volatile Organic Compounds in Ambient Air (Continued)

Analyte	Result	Qualifier	RL	MDL	Unit	D	Prepared	Analyzed	Dil Fac
Chloroform	ND		0.98	0.22	ug/m3			03/09/22 22:18	1
Tetrahydrofuran	ND		15	3.5	ug/m3			03/09/22 22:18	1
1,1,1-Trichloroethane	ND		1.1	0.21	ug/m3			03/09/22 22:18	1
Cyclohexane	**0.67**	**J**	0.69	0.12	ug/m3			03/09/22 22:18	1
Carbon tetrachloride	**0.40**	**J**	1.3	0.20	ug/m3			03/09/22 22:18	1
2,2,4-Trimethylpentane	ND		0.93	0.16	ug/m3			03/09/22 22:18	1
Benzene	**0.58**	**J**	0.64	0.24	ug/m3			03/09/22 22:18	1
1,2-Dichloroethane	ND		0.81	0.61	ug/m3			03/09/22 22:18	1
n-Heptane	**1.5**		0.82	0.24	ug/m3			03/09/22 22:18	1
Trichloroethene	**1.1**		1.1	0.13	ug/m3			03/09/22 22:18	1
Methyl methacrylate	**18**		2.0	0.66	ug/m3			03/09/22 22:18	1
1,2-Dichloropropane	ND		0.92	0.40	ug/m3			03/09/22 22:18	1
1,4-Dioxane	ND		18	6.1	ug/m3			03/09/22 22:18	1
Bromodichloromethane	ND		1.3	0.27	ug/m3			03/09/22 22:18	1
cis-1,3-Dichloropropene	ND		0.91	0.091	ug/m3			03/09/22 22:18	1
methyl isobutyl ketone	ND		2.0	0.78	ug/m3			03/09/22 22:18	1
Toluene	**3.3**		0.75	0.35	ug/m3			03/09/22 22:18	1
trans-1,3-Dichloropropene	ND		0.91	0.40	ug/m3			03/09/22 22:18	1
1,1,2-Trichloroethane	ND		1.1	0.19	ug/m3			03/09/22 22:18	1
Tetrachloroethene	**1.3**	**J**	1.4	0.18	ug/m3			03/09/22 22:18	1
Methyl Butyl Ketone (2-Hexanone)	ND		2.0	0.82	ug/m3			03/09/22 22:18	1
Dibromochloromethane	ND		1.7	0.26	ug/m3			03/09/22 22:18	1
1,2-Dibromoethane	ND		1.5	0.35	ug/m3			03/09/22 22:18	1
Chlorobenzene	ND		0.92	0.20	ug/m3			03/09/22 22:18	1
Ethylbenzene	**1.8**		0.87	0.43	ug/m3			03/09/22 22:18	1
m,p-Xylene	**6.3**		2.2	0.74	ug/m3			03/09/22 22:18	1
Xylene, o-	**2.5**		0.87	0.41	ug/m3			03/09/22 22:18	1
Xylene (total)	**8.8**		3.0	1.1	ug/m3			03/09/22 22:18	1
Styrene	ND		0.85	0.14	ug/m3			03/09/22 22:18	1
Bromoform	ND		2.1	0.60	ug/m3			03/09/22 22:18	1
Cumene	**0.55**	**J**	0.98	0.18	ug/m3			03/09/22 22:18	1
1,1,2,2-Tetrachloroethane	ND		1.4	0.30	ug/m3			03/09/22 22:18	1
n-Propylbenzene	**0.90**	**J**	0.98	0.23	ug/m3			03/09/22 22:18	1
4-Ethyltoluene	**1.0**		0.98	0.25	ug/m3			03/09/22 22:18	1
1,3,5-Trimethylbenzene	**1.2**		0.98	0.22	ug/m3			03/09/22 22:18	1
2-Chlorotoluene	ND		1.0	0.25	ug/m3			03/09/22 22:18	1
tert-Butylbenzene	ND		1.1	0.20	ug/m3			03/09/22 22:18	1
1,2,4-Trimethylbenzene	**3.9**		0.98	0.23	ug/m3			03/09/22 22:18	1
sec-Butylbenzene	**0.47**	**J**	1.1	0.21	ug/m3			03/09/22 22:18	1
4-Isopropyltoluene	ND		1.1	0.21	ug/m3			03/09/22 22:18	1
1,3-Dichlorobenzene	ND		1.2	0.54	ug/m3			03/09/22 22:18	1
1,4-Dichlorobenzene	ND		1.2	0.57	ug/m3			03/09/22 22:18	1
Benzyl chloride	ND		1.0	0.38	ug/m3			03/09/22 22:18	1
n-Butylbenzene	ND		1.1	0.30	ug/m3			03/09/22 22:18	1
1,2-Dichlorobenzene	ND		1.2	0.42	ug/m3			03/09/22 22:18	1
1,2,4-Trichlorobenzene	ND		3.7	1.4	ug/m3			03/09/22 22:18	1
Hexachlorobutadiene	ND		2.1	0.33	ug/m3			03/09/22 22:18	1
Naphthalene	ND		2.6	0.89	ug/m3			03/09/22 22:18	1

Client Sample Results

Client: GHD Services Inc.
Project/Site: 058507, GM-Lockport SSOW 256042

Job ID: 200-62391-1

Client Sample ID: 7E-IA-2-2022

Lab Sample ID: 200-62391-8

Date Collected: 03/02/22 15:49
Date Received: 03/04/22 10:40
Sample Container: Summa Canister 6L

Matrix: Air

Method: TO-15 - Volatile Organic Compounds in Ambient Air

Analyte	Result	Qualifier	RL	MDL	Unit	D	Prepared	Analyzed	Dil Fac
Dichlorodifluoromethane	**2.2**	**J**	2.5	0.54	ug/m3			03/09/22 23:11	1
Freon 22	**7.1**		1.8	0.39	ug/m3			03/09/22 23:11	1
1,2-Dichlorotetrafluoroethane	ND		1.4	0.38	ug/m3			03/09/22 23:11	1
Chloromethane	**1.2**		1.0	0.25	ug/m3			03/09/22 23:11	1
n-Butane	**2.2**		1.2	0.45	ug/m3			03/09/22 23:11	1
Vinyl chloride	ND		0.51	0.072	ug/m3			03/09/22 23:11	1
1,3-Butadiene	**0.16**	**J**	0.44	0.084	ug/m3			03/09/22 23:11	1
Bromomethane	ND		0.78	0.20	ug/m3			03/09/22 23:11	1
Chloroethane	ND		1.3	0.66	ug/m3			03/09/22 23:11	1
Bromoethene(Vinyl Bromide)	ND		0.87	0.37	ug/m3			03/09/22 23:11	1
Trichlorofluoromethane	**1.6**		1.1	0.29	ug/m3			03/09/22 23:11	1
Freon TF	**0.61**	**J**	1.5	0.42	ug/m3			03/09/22 23:11	1
1,1-Dichloroethene	ND		0.79	0.11	ug/m3			03/09/22 23:11	1
Acetone	**6.2**	**J**	12	4.8	ug/m3			03/09/22 23:11	1
Isopropyl alcohol	**55**		12	2.4	ug/m3			03/09/22 23:11	1
Carbon disulfide	ND		1.6	0.40	ug/m3			03/09/22 23:11	1
3-Chloropropene	ND		1.6	0.34	ug/m3			03/09/22 23:11	1
Methylene Chloride	**0.91**	**J**	1.7	0.59	ug/m3			03/09/22 23:11	1
tert-Butyl alcohol	ND		15	3.6	ug/m3			03/09/22 23:11	1
Methyl tert-butyl ether	ND		0.72	0.29	ug/m3			03/09/22 23:11	1
trans-1,2-Dichloroethene	ND		0.79	0.35	ug/m3			03/09/22 23:11	1
n-Hexane	ND		1.8	0.81	ug/m3			03/09/22 23:11	1
1,1-Dichloroethane	ND		0.81	0.12	ug/m3			03/09/22 23:11	1
Methyl Ethyl Ketone	ND		1.5	0.50	ug/m3			03/09/22 23:11	1
cis-1,2-Dichloroethene	**1.9**		0.79	0.13	ug/m3			03/09/22 23:11	1
1,2-Dichloroethene, Total	**1.9**		1.6	0.71	ug/m3			03/09/22 23:11	1
Chloroform	ND		0.98	0.22	ug/m3			03/09/22 23:11	1
Tetrahydrofuran	ND		15	3.5	ug/m3			03/09/22 23:11	1
1,1,1-Trichloroethane	ND		1.1	0.21	ug/m3			03/09/22 23:11	1
Cyclohexane	ND		0.69	0.12	ug/m3			03/09/22 23:11	1
Carbon tetrachloride	**0.38**	**J**	1.3	0.20	ug/m3			03/09/22 23:11	1
2,2,4-Trimethylpentane	**0.17**	**J**	0.93	0.16	ug/m3			03/09/22 23:11	1
Benzene	**0.56**	**J**	0.64	0.24	ug/m3			03/09/22 23:11	1
1,2-Dichloroethane	ND		0.81	0.61	ug/m3			03/09/22 23:11	1
n-Heptane	**0.32**	**J**	0.82	0.24	ug/m3			03/09/22 23:11	1
Trichloroethene	**2.1**		1.1	0.13	ug/m3			03/09/22 23:11	1
Methyl methacrylate	**45**		2.0	0.66	ug/m3			03/09/22 23:11	1
1,2-Dichloropropane	ND		0.92	0.40	ug/m3			03/09/22 23:11	1
1,4-Dioxane	ND		18	6.1	ug/m3			03/09/22 23:11	1
Bromodichloromethane	ND		1.3	0.27	ug/m3			03/09/22 23:11	1
cis-1,3-Dichloropropene	ND		0.91	0.091	ug/m3			03/09/22 23:11	1
methyl isobutyl ketone	ND		2.0	0.78	ug/m3			03/09/22 23:11	1
Toluene	**1.5**		0.75	0.35	ug/m3			03/09/22 23:11	1
trans-1,3-Dichloropropene	ND		0.91	0.40	ug/m3			03/09/22 23:11	1
1,1,2-Trichloroethane	ND		1.1	0.19	ug/m3			03/09/22 23:11	1
Tetrachloroethene	**2.5**		1.4	0.18	ug/m3			03/09/22 23:11	1
Methyl Butyl Ketone (2-Hexanone)	ND		2.0	0.82	ug/m3			03/09/22 23:11	1
Dibromochloromethane	ND		1.7	0.26	ug/m3			03/09/22 23:11	1

Client Sample Results

Client: GHD Services Inc.
Project/Site: 058507, GM-Lockport SSOW 256042

Job ID: 200-62391-1

Client Sample ID: 7E-IA-2-2022

Lab Sample ID: 200-62391-8

Date Collected: 03/02/22 15:49
Matrix: Air
Date Received: 03/04/22 10:40
Sample Container: Summa Canister 6L

Method: TO-15 - Volatile Organic Compounds in Ambient Air (Continued)

Analyte	Result	Qualifier	RL	MDL	Unit	D	Prepared	Analyzed	Dil Fac
1,2-Dibromoethane	ND		1.5	0.35	ug/m3			03/09/22 23:11	1
Chlorobenzene	ND		0.92	0.20	ug/m3			03/09/22 23:11	1
Ethylbenzene	ND		0.87	0.43	ug/m3			03/09/22 23:11	1
m,p-Xylene	ND		2.2	0.74	ug/m3			03/09/22 23:11	1
Xylene, o-	ND		0.87	0.41	ug/m3			03/09/22 23:11	1
Xylene (total)	ND		3.0	1.1	ug/m3			03/09/22 23:11	1
Styrene	ND		0.85	0.14	ug/m3			03/09/22 23:11	1
Bromoform	ND		2.1	0.60	ug/m3			03/09/22 23:11	1
Cumene	ND		0.98	0.18	ug/m3			03/09/22 23:11	1
1,1,2,2-Tetrachloroethane	ND		1.4	0.30	ug/m3			03/09/22 23:11	1
n-Propylbenzene	ND		0.98	0.23	ug/m3			03/09/22 23:11	1
4-Ethyltoluene	ND		0.98	0.25	ug/m3			03/09/22 23:11	1
1,3,5-Trimethylbenzene	ND		0.98	0.22	ug/m3			03/09/22 23:11	1
2-Chlorotoluene	ND		1.0	0.25	ug/m3			03/09/22 23:11	1
tert-Butylbenzene	ND		1.1	0.20	ug/m3			03/09/22 23:11	1
1,2,4-Trimethylbenzene	**0.41**	**J**	0.98	0.23	ug/m3			03/09/22 23:11	1
sec-Butylbenzene	ND		1.1	0.21	ug/m3			03/09/22 23:11	1
4-Isopropyltoluene	ND		1.1	0.21	ug/m3			03/09/22 23:11	1
1,3-Dichlorobenzene	ND		1.2	0.54	ug/m3			03/09/22 23:11	1
1,4-Dichlorobenzene	ND		1.2	0.57	ug/m3			03/09/22 23:11	1
Benzyl chloride	ND		1.0	0.38	ug/m3			03/09/22 23:11	1
n-Butylbenzene	ND		1.1	0.30	ug/m3			03/09/22 23:11	1
1,2-Dichlorobenzene	ND		1.2	0.42	ug/m3			03/09/22 23:11	1
1,2,4-Trichlorobenzene	ND		3.7	1.4	ug/m3			03/09/22 23:11	1
Hexachlorobutadiene	ND		2.1	0.33	ug/m3			03/09/22 23:11	1
Naphthalene	ND		2.6	0.89	ug/m3			03/09/22 23:11	1

Method: TO-15 - Volatile Organic Compounds in Ambient Air

Lab Sample ID: MB 200-177354/4
Matrix: Air
Analysis Batch: 177354

Client Sample ID: Method Blank
Prep Type: Total/NA

Analyte	MB Result	MB Qualifier	RL	MDL	Unit	D	Prepared	Analyzed	Dil Fac
Dichlorodifluoromethane	ND		2.5	0.54	ug/m3			03/07/22 09:50	1
Freon 22	ND		1.8	0.39	ug/m3			03/07/22 09:50	1
1,2-Dichlorotetrafluoroethane	ND		1.4	0.38	ug/m3			03/07/22 09:50	1
Chloromethane	ND		1.0	0.25	ug/m3			03/07/22 09:50	1
n-Butane	ND		1.2	0.45	ug/m3			03/07/22 09:50	1
Vinyl chloride	ND		0.51	0.072	ug/m3			03/07/22 09:50	1
1,3-Butadiene	ND		0.44	0.084	ug/m3			03/07/22 09:50	1
Bromomethane	ND		0.78	0.20	ug/m3			03/07/22 09:50	1
Chloroethane	ND		1.3	0.66	ug/m3			03/07/22 09:50	1
Bromoethene(Vinyl Bromide)	ND		0.87	0.37	ug/m3			03/07/22 09:50	1
Trichlorofluoromethane	ND		1.1	0.29	ug/m3			03/07/22 09:50	1
Freon TF	ND		1.5	0.42	ug/m3			03/07/22 09:50	1
1,1-Dichloroethene	ND		0.79	0.11	ug/m3			03/07/22 09:50	1
Acetone	ND		12	4.8	ug/m3			03/07/22 09:50	1
Isopropyl alcohol	ND		12	2.4	ug/m3			03/07/22 09:50	1
Carbon disulfide	ND		1.6	0.40	ug/m3			03/07/22 09:50	1
3-Chloropropene	ND		1.6	0.34	ug/m3			03/07/22 09:50	1
Methylene Chloride	ND		1.7	0.59	ug/m3			03/07/22 09:50	1
tert-Butyl alcohol	ND		15	3.6	ug/m3			03/07/22 09:50	1
Methyl tert-butyl ether	ND		0.72	0.29	ug/m3			03/07/22 09:50	1
trans-1,2-Dichloroethene	ND		0.79	0.35	ug/m3			03/07/22 09:50	1
n-Hexane	ND		1.8	0.81	ug/m3			03/07/22 09:50	1
1,1-Dichloroethane	ND		0.81	0.12	ug/m3			03/07/22 09:50	1
Methyl Ethyl Ketone	ND		1.5	0.50	ug/m3			03/07/22 09:50	1
cis-1,2-Dichloroethene	ND		0.79	0.13	ug/m3			03/07/22 09:50	1
1,2-Dichloroethene, Total	ND		1.6	0.71	ug/m3			03/07/22 09:50	1
Chloroform	ND		0.98	0.22	ug/m3			03/07/22 09:50	1
Tetrahydrofuran	ND		15	3.5	ug/m3			03/07/22 09:50	1
1,1,1-Trichloroethane	ND		1.1	0.21	ug/m3			03/07/22 09:50	1
Cyclohexane	ND		0.69	0.12	ug/m3			03/07/22 09:50	1
Carbon tetrachloride	ND		1.3	0.20	ug/m3			03/07/22 09:50	1
2,2,4-Trimethylpentane	ND		0.93	0.16	ug/m3			03/07/22 09:50	1
Benzene	ND		0.64	0.24	ug/m3			03/07/22 09:50	1
1,2-Dichloroethane	ND		0.81	0.61	ug/m3			03/07/22 09:50	1
n-Heptane	ND		0.82	0.24	ug/m3			03/07/22 09:50	1
Trichloroethene	ND		1.1	0.13	ug/m3			03/07/22 09:50	1
Methyl methacrylate	ND		2.0	0.66	ug/m3			03/07/22 09:50	1
1,2-Dichloropropane	ND		0.92	0.40	ug/m3			03/07/22 09:50	1
1,4-Dioxane	ND		18	6.1	ug/m3			03/07/22 09:50	1
Bromodichloromethane	ND		1.3	0.27	ug/m3			03/07/22 09:50	1
cis-1,3-Dichloropropene	ND		0.91	0.091	ug/m3			03/07/22 09:50	1
methyl isobutyl ketone	ND		2.0	0.78	ug/m3			03/07/22 09:50	1
Toluene	ND		0.75	0.35	ug/m3			03/07/22 09:50	1
trans-1,3-Dichloropropene	ND		0.91	0.40	ug/m3			03/07/22 09:50	1
1,1,2-Trichloroethane	ND		1.1	0.19	ug/m3			03/07/22 09:50	1
Tetrachloroethene	ND		1.4	0.18	ug/m3			03/07/22 09:50	1
Methyl Butyl Ketone (2-Hexanone)	ND		2.0	0.82	ug/m3			03/07/22 09:50	1
Dibromochloromethane	ND		1.7	0.26	ug/m3			03/07/22 09:50	1

Method: TO-15 - Volatile Organic Compounds in Ambient Air (Continued)

Lab Sample ID: MB 200-177354/4
Matrix: Air
Analysis Batch: 177354

Client Sample ID: Method Blank
Prep Type: Total/NA

Analyte	MB Result	MB Qualifier	RL	MDL	Unit	D	Prepared	Analyzed	Dil Fac
1,2-Dibromoethane	ND		1.5	0.35	ug/m3			03/07/22 09:50	1
Chlorobenzene	ND		0.92	0.20	ug/m3			03/07/22 09:50	1
Ethylbenzene	ND		0.87	0.43	ug/m3			03/07/22 09:50	1
m,p-Xylene	ND		2.2	0.74	ug/m3			03/07/22 09:50	1
Xylene, o-	ND		0.87	0.41	ug/m3			03/07/22 09:50	1
Xylene (total)	ND		3.0	1.1	ug/m3			03/07/22 09:50	1
Styrene	ND		0.85	0.14	ug/m3			03/07/22 09:50	1
Bromoform	ND		2.1	0.60	ug/m3			03/07/22 09:50	1
Cumene	ND		0.98	0.18	ug/m3			03/07/22 09:50	1
1,1,2,2-Tetrachloroethane	ND		1.4	0.30	ug/m3			03/07/22 09:50	1
n-Propylbenzene	ND		0.98	0.23	ug/m3			03/07/22 09:50	1
4-Ethyltoluene	ND		0.98	0.25	ug/m3			03/07/22 09:50	1
1,3,5-Trimethylbenzene	ND		0.98	0.22	ug/m3			03/07/22 09:50	1
2-Chlorotoluene	ND		1.0	0.25	ug/m3			03/07/22 09:50	1
tert-Butylbenzene	ND		1.1	0.20	ug/m3			03/07/22 09:50	1
1,2,4-Trimethylbenzene	ND		0.98	0.23	ug/m3			03/07/22 09:50	1
sec-Butylbenzene	ND		1.1	0.21	ug/m3			03/07/22 09:50	1
4-Isopropyltoluene	ND		1.1	0.21	ug/m3			03/07/22 09:50	1
1,3-Dichlorobenzene	ND		1.2	0.54	ug/m3			03/07/22 09:50	1
1,4-Dichlorobenzene	ND		1.2	0.57	ug/m3			03/07/22 09:50	1
Benzyl chloride	ND		1.0	0.38	ug/m3			03/07/22 09:50	1
n-Butylbenzene	ND		1.1	0.30	ug/m3			03/07/22 09:50	1
1,2-Dichlorobenzene	ND		1.2	0.42	ug/m3			03/07/22 09:50	1
1,2,4-Trichlorobenzene	ND		3.7	1.4	ug/m3			03/07/22 09:50	1
Hexachlorobutadiene	ND		2.1	0.33	ug/m3			03/07/22 09:50	1
Naphthalene	ND		2.6	0.89	ug/m3			03/07/22 09:50	1

Lab Sample ID: LCS 200-177354/3
Matrix: Air
Analysis Batch: 177354

Client Sample ID: Lab Control Sample
Prep Type: Total/NA

Analyte	Spike Added	LCS Result	LCS Qualifier	Unit	D	%Rec	%Rec. Limits
Dichlorodifluoromethane	49.4	57.3		ug/m3		116	61 - 142
Freon 22	35.4	44.3		ug/m3		125	60 - 147
1,2-Dichlorotetrafluoroethane	69.9	73.7		ug/m3		105	71 - 141
Chloromethane	20.6	24.6		ug/m3		119	56 - 141
n-Butane	23.8	30.3		ug/m3		127	53 - 151
Vinyl chloride	25.6	26.1		ug/m3		102	61 - 135
1,3-Butadiene	22.1	24.2		ug/m3		109	58 - 139
Bromomethane	38.8	35.5		ug/m3		92	72 - 124
Chloroethane	26.4	27.2		ug/m3		103	68 - 130
Bromoethene(Vinyl Bromide)	43.7	40.0		ug/m3		91	75 - 125
Trichlorofluoromethane	56.2	59.4		ug/m3		106	70 - 129
Freon TF	76.6	72.8		ug/m3		95	70 - 121
1,1-Dichloroethene	39.6	35.3		ug/m3		89	68 - 120
Acetone	23.7	30.7		ug/m3		129	54 - 154
Isopropyl alcohol	24.6	28.8		ug/m3		117	53 - 142
Carbon disulfide	31.1	31.4		ug/m3		101	71 - 138
3-Chloropropene	31.3	21.3		ug/m3		68	50 - 150

Method: TO-15 - Volatile Organic Compounds in Ambient Air (Continued)

Lab Sample ID: LCS 200-177354/3
Matrix: Air
Analysis Batch: 177354

Client Sample ID: Lab Control Sample
Prep Type: Total/NA

Analyte	Spike Added	LCS Result	LCS Qualifier	Unit	D	%Rec	%Rec. Limits
Methylene Chloride	34.7	40.3		ug/m3		116	59 - 137
tert-Butyl alcohol	30.3	33.5		ug/m3		111	66 - 132
Methyl tert-butyl ether	36.0	38.7		ug/m3		107	70 - 127
trans-1,2-Dichloroethene	39.6	41.3		ug/m3		104	69 - 137
n-Hexane	35.2	37.4		ug/m3		106	63 - 138
1,1-Dichloroethane	40.5	41.1		ug/m3		102	66 - 130
Methyl Ethyl Ketone	29.5	29.5		ug/m3		100	72 - 124
cis-1,2-Dichloroethene	39.6	35.9		ug/m3		91	72 - 121
Chloroform	48.8	52.0		ug/m3		106	73 - 124
Tetrahydrofuran	29.5	35.5		ug/m3		120	60 - 149
1,1,1-Trichloroethane	54.6	55.1		ug/m3		101	72 - 127
Cyclohexane	34.4	32.4		ug/m3		94	76 - 124
Carbon tetrachloride	62.9	60.6		ug/m3		96	71 - 133
2,2,4-Trimethylpentane	46.7	51.1		ug/m3		109	68 - 131
Benzene	31.9	31.5		ug/m3		99	73 - 119
1,2-Dichloroethane	40.5	45.7		ug/m3		113	68 - 135
n-Heptane	41.0	50.2		ug/m3		122	60 - 142
Trichloroethene	53.7	48.0		ug/m3		89	73 - 122
Methyl methacrylate	40.9	44.3		ug/m3		108	73 - 129
1,2-Dichloropropane	46.2	51.1		ug/m3		111	69 - 128
1,4-Dioxane	36.0	35.5		ug/m3		98	66 - 129
Bromodichloromethane	67.0	72.1		ug/m3		108	75 - 127
cis-1,3-Dichloropropene	45.4	50.8		ug/m3		112	74 - 125
methyl isobutyl ketone	41.0	56.4		ug/m3		138	58 - 144
Toluene	37.7	36.6		ug/m3		97	75 - 122
trans-1,3-Dichloropropene	45.4	49.7		ug/m3		110	74 - 128
1,1,2-Trichloroethane	54.6	53.9		ug/m3		99	75 - 126
Tetrachloroethene	67.8	52.8		ug/m3		78	70 - 125
Methyl Butyl Ketone (2-Hexanone)	41.0	53.0		ug/m3		129	57 - 143
Dibromochloromethane	85.2	77.5		ug/m3		91	73 - 125
1,2-Dibromoethane	76.8	71.6		ug/m3		93	78 - 122
Chlorobenzene	46.0	42.0		ug/m3		91	76 - 119
Ethylbenzene	43.4	43.1		ug/m3		99	74 - 122
m,p-Xylene	86.8	81.3		ug/m3		94	76 - 121
Xylene, o-	43.4	40.7		ug/m3		94	73 - 123
Styrene	42.6	39.9		ug/m3		94	74 - 125
Bromoform	103	91.1		ug/m3		88	53 - 149
Cumene	49.1	47.3		ug/m3		96	73 - 123
1,1,2,2-Tetrachloroethane	68.6	72.2		ug/m3		105	74 - 126
n-Propylbenzene	49.1	50.5		ug/m3		103	73 - 127
4-Ethyltoluene	49.2	47.8		ug/m3		97	75 - 129
1,3,5-Trimethylbenzene	49.2	47.5		ug/m3		97	72 - 126
2-Chlorotoluene	51.8	51.8		ug/m3		100	74 - 126
tert-Butylbenzene	54.9	50.6		ug/m3		92	71 - 125
1,2,4-Trimethylbenzene	49.2	47.7		ug/m3		97	71 - 129
sec-Butylbenzene	54.9	54.1		ug/m3		99	70 - 128
4-Isopropyltoluene	54.9	52.1		ug/m3		95	68 - 130
1,3-Dichlorobenzene	60.1	51.2		ug/m3		85	69 - 131

Method: TO-15 - Volatile Organic Compounds in Ambient Air (Continued)

Lab Sample ID: LCS 200-177354/3
Matrix: Air
Analysis Batch: 177354

Client Sample ID: Lab Control Sample
Prep Type: Total/NA

Analyte	Spike Added	LCS Result	LCS Qualifier	Unit	D	%Rec	%Rec. Limits
1,4-Dichlorobenzene	60.1	51.1		ug/m3		85	67 - 132
Benzyl chloride	51.8	53.1		ug/m3		103	60 - 136
n-Butylbenzene	54.9	57.9		ug/m3		105	65 - 137
1,2-Dichlorobenzene	60.1	51.6		ug/m3		86	68 - 129
1,2,4-Trichlorobenzene	74.2	58.6		ug/m3		79	50 - 150
Hexachlorobutadiene	107	77.5		ug/m3		73	58 - 130
Naphthalene	52.4	45.6		ug/m3		87	50 - 150

Lab Sample ID: MB 200-177415/5
Matrix: Air
Analysis Batch: 177415

Client Sample ID: Method Blank
Prep Type: Total/NA

Analyte	MB Result	MB Qualifier	RL	MDL	Unit	D	Prepared	Analyzed	Dil Fac
Dichlorodifluoromethane	ND		2.5	0.54	ug/m3			03/08/22 11:04	1
Freon 22	ND		1.8	0.39	ug/m3			03/08/22 11:04	1
1,2-Dichlorotetrafluoroethane	ND		1.4	0.38	ug/m3			03/08/22 11:04	1
Chloromethane	ND		1.0	0.25	ug/m3			03/08/22 11:04	1
n-Butane	ND		1.2	0.45	ug/m3			03/08/22 11:04	1
Vinyl chloride	ND		0.51	0.072	ug/m3			03/08/22 11:04	1
1,3-Butadiene	ND		0.44	0.084	ug/m3			03/08/22 11:04	1
Bromomethane	ND		0.78	0.20	ug/m3			03/08/22 11:04	1
Chloroethane	ND		1.3	0.66	ug/m3			03/08/22 11:04	1
Bromoethene(Vinyl Bromide)	ND		0.87	0.37	ug/m3			03/08/22 11:04	1
Trichlorofluoromethane	ND		1.1	0.29	ug/m3			03/08/22 11:04	1
Freon TF	ND		1.5	0.42	ug/m3			03/08/22 11:04	1
1,1-Dichloroethene	ND		0.79	0.11	ug/m3			03/08/22 11:04	1
Acetone	ND		12	4.8	ug/m3			03/08/22 11:04	1
Isopropyl alcohol	ND		12	2.4	ug/m3			03/08/22 11:04	1
Carbon disulfide	ND		1.6	0.40	ug/m3			03/08/22 11:04	1
3-Chloropropene	ND		1.6	0.34	ug/m3			03/08/22 11:04	1
Methylene Chloride	ND		1.7	0.59	ug/m3			03/08/22 11:04	1
tert-Butyl alcohol	ND		15	3.6	ug/m3			03/08/22 11:04	1
Methyl tert-butyl ether	ND		0.72	0.29	ug/m3			03/08/22 11:04	1
trans-1,2-Dichloroethene	ND		0.79	0.35	ug/m3			03/08/22 11:04	1
n-Hexane	ND		1.8	0.81	ug/m3			03/08/22 11:04	1
1,1-Dichloroethane	ND		0.81	0.12	ug/m3			03/08/22 11:04	1
Methyl Ethyl Ketone	ND		1.5	0.50	ug/m3			03/08/22 11:04	1
cis-1,2-Dichloroethene	ND		0.79	0.13	ug/m3			03/08/22 11:04	1
1,2-Dichloroethene, Total	ND		1.6	0.71	ug/m3			03/08/22 11:04	1
Chloroform	ND		0.98	0.22	ug/m3			03/08/22 11:04	1
Tetrahydrofuran	ND		15	3.5	ug/m3			03/08/22 11:04	1
1,1,1-Trichloroethane	ND		1.1	0.21	ug/m3			03/08/22 11:04	1
Cyclohexane	ND		0.69	0.12	ug/m3			03/08/22 11:04	1
Carbon tetrachloride	ND		1.3	0.20	ug/m3			03/08/22 11:04	1
2,2,4-Trimethylpentane	ND		0.93	0.16	ug/m3			03/08/22 11:04	1
Benzene	ND		0.64	0.24	ug/m3			03/08/22 11:04	1
1,2-Dichloroethane	ND		0.81	0.61	ug/m3			03/08/22 11:04	1
n-Heptane	ND		0.82	0.24	ug/m3			03/08/22 11:04	1
Trichloroethene	ND		1.1	0.13	ug/m3			03/08/22 11:04	1

Method: TO-15 - Volatile Organic Compounds in Ambient Air (Continued)

Lab Sample ID: MB 200-177415/5
Matrix: Air
Analysis Batch: 177415

Client Sample ID: Method Blank
Prep Type: Total/NA

Analyte	MB Result	MB Qualifier	RL	MDL	Unit	D	Prepared	Analyzed	Dil Fac
Methyl methacrylate	ND		2.0	0.66	ug/m3			03/08/22 11:04	1
1,2-Dichloropropane	ND		0.92	0.40	ug/m3			03/08/22 11:04	1
1,4-Dioxane	ND		18	6.1	ug/m3			03/08/22 11:04	1
Bromodichloromethane	ND		1.3	0.27	ug/m3			03/08/22 11:04	1
cis-1,3-Dichloropropene	ND		0.91	0.091	ug/m3			03/08/22 11:04	1
methyl isobutyl ketone	ND		2.0	0.78	ug/m3			03/08/22 11:04	1
Toluene	ND		0.75	0.35	ug/m3			03/08/22 11:04	1
trans-1,3-Dichloropropene	ND		0.91	0.40	ug/m3			03/08/22 11:04	1
1,1,2-Trichloroethane	ND		1.1	0.19	ug/m3			03/08/22 11:04	1
Tetrachloroethene	ND		1.4	0.18	ug/m3			03/08/22 11:04	1
Methyl Butyl Ketone (2-Hexanone)	ND		2.0	0.82	ug/m3			03/08/22 11:04	1
Dibromochloromethane	ND		1.7	0.26	ug/m3			03/08/22 11:04	1
1,2-Dibromoethane	ND		1.5	0.35	ug/m3			03/08/22 11:04	1
Chlorobenzene	ND		0.92	0.20	ug/m3			03/08/22 11:04	1
Ethylbenzene	ND		0.87	0.43	ug/m3			03/08/22 11:04	1
m,p-Xylene	ND		2.2	0.74	ug/m3			03/08/22 11:04	1
Xylene, o-	ND		0.87	0.41	ug/m3			03/08/22 11:04	1
Xylene (total)	ND		3.0	1.1	ug/m3			03/08/22 11:04	1
Styrene	ND		0.85	0.14	ug/m3			03/08/22 11:04	1
Bromoform	ND		2.1	0.60	ug/m3			03/08/22 11:04	1
Cumene	ND		0.98	0.18	ug/m3			03/08/22 11:04	1
1,1,2,2-Tetrachloroethane	ND		1.4	0.30	ug/m3			03/08/22 11:04	1
n-Propylbenzene	ND		0.98	0.23	ug/m3			03/08/22 11:04	1
4-Ethyltoluene	ND		0.98	0.25	ug/m3			03/08/22 11:04	1
1,3,5-Trimethylbenzene	ND		0.98	0.22	ug/m3			03/08/22 11:04	1
2-Chlorotoluene	ND		1.0	0.25	ug/m3			03/08/22 11:04	1
tert-Butylbenzene	ND		1.1	0.20	ug/m3			03/08/22 11:04	1
1,2,4-Trimethylbenzene	ND		0.98	0.23	ug/m3			03/08/22 11:04	1
sec-Butylbenzene	ND		1.1	0.21	ug/m3			03/08/22 11:04	1
4-Isopropyltoluene	ND		1.1	0.21	ug/m3			03/08/22 11:04	1
1,3-Dichlorobenzene	ND		1.2	0.54	ug/m3			03/08/22 11:04	1
1,4-Dichlorobenzene	ND		1.2	0.57	ug/m3			03/08/22 11:04	1
Benzyl chloride	ND		1.0	0.38	ug/m3			03/08/22 11:04	1
n-Butylbenzene	ND		1.1	0.30	ug/m3			03/08/22 11:04	1
1,2-Dichlorobenzene	ND		1.2	0.42	ug/m3			03/08/22 11:04	1
1,2,4-Trichlorobenzene	ND		3.7	1.4	ug/m3			03/08/22 11:04	1
Hexachlorobutadiene	ND		2.1	0.33	ug/m3			03/08/22 11:04	1
Naphthalene	ND		2.6	0.89	ug/m3			03/08/22 11:04	1

Lab Sample ID: LCS 200-177415/4
Matrix: Air
Analysis Batch: 177415

Client Sample ID: Lab Control Sample
Prep Type: Total/NA

Analyte	Spike Added	LCS Result	LCS Qualifier	Unit	D	%Rec	%Rec. Limits
Dichlorodifluoromethane	49.4	58.8		ug/m3		119	61 - 142
Freon 22	35.4	46.5		ug/m3		131	60 - 147
1,2-Dichlorotetrafluoroethane	69.9	75.6		ug/m3		108	71 - 141
Chloromethane	20.6	25.8		ug/m3		125	56 - 141
n-Butane	23.8	31.4		ug/m3		132	53 - 151

Method: TO-15 - Volatile Organic Compounds in Ambient Air (Continued)

Lab Sample ID: LCS 200-177415/4
Matrix: Air
Analysis Batch: 177415

Client Sample ID: Lab Control Sample
Prep Type: Total/NA

Analyte	Spike Added	LCS Result	LCS Qualifier	Unit	D	%Rec	%Rec. Limits
Vinyl chloride	25.6	27.1		ug/m3		106	61 - 135
1,3-Butadiene	22.1	24.9		ug/m3		113	58 - 139
Bromomethane	38.8	36.8		ug/m3		95	72 - 124
Chloroethane	26.4	28.0		ug/m3		106	68 - 130
Bromoethene(Vinyl Bromide)	43.7	40.8		ug/m3		93	75 - 125
Trichlorofluoromethane	56.2	61.4		ug/m3		109	70 - 129
Freon TF	76.6	74.8		ug/m3		98	70 - 121
1,1-Dichloroethene	39.6	35.7		ug/m3		90	68 - 120
Acetone	23.7	32.0		ug/m3		135	54 - 154
Isopropyl alcohol	24.6	30.5		ug/m3		124	53 - 142
Carbon disulfide	31.1	32.3		ug/m3		104	71 - 138
3-Chloropropene	31.3	22.0		ug/m3		70	50 - 150
Methylene Chloride	34.7	42.1		ug/m3		121	59 - 137
tert-Butyl alcohol	30.3	35.0		ug/m3		116	66 - 132
Methyl tert-butyl ether	36.0	40.0		ug/m3		111	70 - 127
trans-1,2-Dichloroethene	39.6	43.0		ug/m3		109	69 - 137
n-Hexane	35.2	38.6		ug/m3		110	63 - 138
1,1-Dichloroethane	40.5	42.4		ug/m3		105	66 - 130
Methyl Ethyl Ketone	29.5	30.5		ug/m3		103	72 - 124
cis-1,2-Dichloroethene	39.6	36.4		ug/m3		92	72 - 121
Chloroform	48.8	53.1		ug/m3		109	73 - 124
Tetrahydrofuran	29.5	37.0		ug/m3		126	60 - 149
1,1,1-Trichloroethane	54.6	55.8		ug/m3		102	72 - 127
Cyclohexane	34.4	32.8		ug/m3		95	76 - 124
Carbon tetrachloride	62.9	61.3		ug/m3		98	71 - 133
2,2,4-Trimethylpentane	46.7	52.5		ug/m3		112	68 - 131
Benzene	31.9	32.0		ug/m3		100	73 - 119
1,2-Dichloroethane	40.5	47.4		ug/m3		117	68 - 135
n-Heptane	41.0	52.5		ug/m3		128	60 - 142
Trichloroethene	53.7	47.7		ug/m3		89	73 - 122
Methyl methacrylate	40.9	46.3		ug/m3		113	73 - 129
1,2-Dichloropropane	46.2	53.3		ug/m3		115	69 - 128
1,4-Dioxane	36.0	37.3		ug/m3		104	66 - 129
Bromodichloromethane	67.0	74.8		ug/m3		112	75 - 127
cis-1,3-Dichloropropene	45.4	52.4		ug/m3		115	74 - 125
methyl isobutyl ketone	41.0	60.2	*+	ug/m3		147	58 - 144
Toluene	37.7	37.2		ug/m3		99	75 - 122
trans-1,3-Dichloropropene	45.4	51.2		ug/m3		113	74 - 128
1,1,2-Trichloroethane	54.6	55.3		ug/m3		101	75 - 126
Tetrachloroethene	67.8	51.9		ug/m3		77	70 - 125
Methyl Butyl Ketone (2-Hexanone)	41.0	56.7		ug/m3		138	57 - 143
Dibromochloromethane	85.2	77.3		ug/m3		91	73 - 125
1,2-Dibromoethane	76.8	72.3		ug/m3		94	78 - 122
Chlorobenzene	46.0	42.1		ug/m3		91	76 - 119
Ethylbenzene	43.4	43.8		ug/m3		101	74 - 122
m,p-Xylene	86.8	82.7		ug/m3		95	76 - 121
Xylene, o-	43.4	40.8		ug/m3		94	73 - 123
Styrene	42.6	40.5		ug/m3		95	74 - 125

Method: TO-15 - Volatile Organic Compounds in Ambient Air (Continued)

Lab Sample ID: LCS 200-177415/4
Matrix: Air
Analysis Batch: 177415

Client Sample ID: Lab Control Sample
Prep Type: Total/NA

Analyte	Spike Added	LCS Result	LCS Qualifier	Unit	D	%Rec	%Rec. Limits
Bromoform	103	88.3		ug/m3		85	53 - 149
Cumene	49.1	47.6		ug/m3		97	73 - 123
1,1,2,2-Tetrachloroethane	68.6	74.1		ug/m3		108	74 - 126
n-Propylbenzene	49.1	51.4		ug/m3		105	73 - 127
4-Ethyltoluene	49.2	48.4		ug/m3		98	75 - 129
1,3,5-Trimethylbenzene	49.2	48.1		ug/m3		98	72 - 126
2-Chlorotoluene	51.8	52.7		ug/m3		102	74 - 126
tert-Butylbenzene	54.9	51.2		ug/m3		93	71 - 125
1,2,4-Trimethylbenzene	49.2	48.3		ug/m3		98	71 - 129
sec-Butylbenzene	54.9	54.7		ug/m3		100	70 - 128
4-Isopropyltoluene	54.9	52.7		ug/m3		96	68 - 130
1,3-Dichlorobenzene	60.1	50.8		ug/m3		84	69 - 131
1,4-Dichlorobenzene	60.1	50.8		ug/m3		85	67 - 132
Benzyl chloride	51.8	54.6		ug/m3		106	60 - 136
n-Butylbenzene	54.9	59.3		ug/m3		108	65 - 137
1,2-Dichlorobenzene	60.1	51.6		ug/m3		86	68 - 129
1,2,4-Trichlorobenzene	74.2	58.9		ug/m3		79	50 - 150
Hexachlorobutadiene	107	76.2		ug/m3		71	58 - 130
Naphthalene	52.4	46.4		ug/m3		88	50 - 150

Lab Sample ID: MB 200-177460/5
Matrix: Air
Analysis Batch: 177460

Client Sample ID: Method Blank
Prep Type: Total/NA

Analyte	MB Result	MB Qualifier	RL	MDL	Unit	D	Prepared	Analyzed	Dil Fac
Dichlorodifluoromethane	ND		2.5	0.54	ug/m3			03/09/22 10:55	1
Freon 22	ND		1.8	0.39	ug/m3			03/09/22 10:55	1
1,2-Dichlorotetrafluoroethane	ND		1.4	0.38	ug/m3			03/09/22 10:55	1
Chloromethane	ND		1.0	0.25	ug/m3			03/09/22 10:55	1
n-Butane	ND		1.2	0.45	ug/m3			03/09/22 10:55	1
Vinyl chloride	ND		0.51	0.072	ug/m3			03/09/22 10:55	1
1,3-Butadiene	ND		0.44	0.084	ug/m3			03/09/22 10:55	1
Bromomethane	ND		0.78	0.20	ug/m3			03/09/22 10:55	1
Chloroethane	ND		1.3	0.66	ug/m3			03/09/22 10:55	1
Bromoethene(Vinyl Bromide)	ND		0.87	0.37	ug/m3			03/09/22 10:55	1
Trichlorofluoromethane	ND		1.1	0.29	ug/m3			03/09/22 10:55	1
Freon TF	ND		1.5	0.42	ug/m3			03/09/22 10:55	1
1,1-Dichloroethene	ND		0.79	0.11	ug/m3			03/09/22 10:55	1
Acetone	ND		12	4.8	ug/m3			03/09/22 10:55	1
Isopropyl alcohol	ND		12	2.4	ug/m3			03/09/22 10:55	1
Carbon disulfide	ND		1.6	0.40	ug/m3			03/09/22 10:55	1
3-Chloropropene	ND		1.6	0.34	ug/m3			03/09/22 10:55	1
Methylene Chloride	ND		1.7	0.59	ug/m3			03/09/22 10:55	1
tert-Butyl alcohol	ND		15	3.6	ug/m3			03/09/22 10:55	1
Methyl tert-butyl ether	ND		0.72	0.29	ug/m3			03/09/22 10:55	1
trans-1,2-Dichloroethene	ND		0.79	0.35	ug/m3			03/09/22 10:55	1
n-Hexane	ND		1.8	0.81	ug/m3			03/09/22 10:55	1
1,1-Dichloroethane	ND		0.81	0.12	ug/m3			03/09/22 10:55	1
Methyl Ethyl Ketone	ND		1.5	0.50	ug/m3			03/09/22 10:55	1

Method: TO-15 - Volatile Organic Compounds in Ambient Air (Continued)

Lab Sample ID: MB 200-177460/5
Matrix: Air
Analysis Batch: 177460

Client Sample ID: Method Blank
Prep Type: Total/NA

Analyte	MB Result	MB Qualifier	RL	MDL	Unit	D	Prepared	Analyzed	Dil Fac
cis-1,2-Dichloroethene	ND		0.79	0.13	ug/m3			03/09/22 10:55	1
1,2-Dichloroethene, Total	ND		1.6	0.71	ug/m3			03/09/22 10:55	1
Chloroform	ND		0.98	0.22	ug/m3			03/09/22 10:55	1
Tetrahydrofuran	ND		15	3.5	ug/m3			03/09/22 10:55	1
1,1,1-Trichloroethane	ND		1.1	0.21	ug/m3			03/09/22 10:55	1
Cyclohexane	ND		0.69	0.12	ug/m3			03/09/22 10:55	1
Carbon tetrachloride	ND		1.3	0.20	ug/m3			03/09/22 10:55	1
2,2,4-Trimethylpentane	ND		0.93	0.16	ug/m3			03/09/22 10:55	1
Benzene	ND		0.64	0.24	ug/m3			03/09/22 10:55	1
1,2-Dichloroethane	ND		0.81	0.61	ug/m3			03/09/22 10:55	1
n-Heptane	ND		0.82	0.24	ug/m3			03/09/22 10:55	1
Trichloroethene	ND		1.1	0.13	ug/m3			03/09/22 10:55	1
Methyl methacrylate	ND		2.0	0.66	ug/m3			03/09/22 10:55	1
1,2-Dichloropropane	ND		0.92	0.40	ug/m3			03/09/22 10:55	1
1,4-Dioxane	ND		18	6.1	ug/m3			03/09/22 10:55	1
Bromodichloromethane	ND		1.3	0.27	ug/m3			03/09/22 10:55	1
cis-1,3-Dichloropropene	ND		0.91	0.091	ug/m3			03/09/22 10:55	1
methyl isobutyl ketone	ND		2.0	0.78	ug/m3			03/09/22 10:55	1
Toluene	ND		0.75	0.35	ug/m3			03/09/22 10:55	1
trans-1,3-Dichloropropene	ND		0.91	0.40	ug/m3			03/09/22 10:55	1
1,1,2-Trichloroethane	ND		1.1	0.19	ug/m3			03/09/22 10:55	1
Tetrachloroethene	ND		1.4	0.18	ug/m3			03/09/22 10:55	1
Methyl Butyl Ketone (2-Hexanone)	ND		2.0	0.82	ug/m3			03/09/22 10:55	1
Dibromochloromethane	ND		1.7	0.26	ug/m3			03/09/22 10:55	1
1,2-Dibromoethane	ND		1.5	0.35	ug/m3			03/09/22 10:55	1
Chlorobenzene	ND		0.92	0.20	ug/m3			03/09/22 10:55	1
Ethylbenzene	ND		0.87	0.43	ug/m3			03/09/22 10:55	1
m,p-Xylene	ND		2.2	0.74	ug/m3			03/09/22 10:55	1
Xylene, o-	ND		0.87	0.41	ug/m3			03/09/22 10:55	1
Xylene (total)	ND		3.0	1.1	ug/m3			03/09/22 10:55	1
Styrene	ND		0.85	0.14	ug/m3			03/09/22 10:55	1
Bromoform	ND		2.1	0.60	ug/m3			03/09/22 10:55	1
Cumene	ND		0.98	0.18	ug/m3			03/09/22 10:55	1
1,1,2,2-Tetrachloroethane	ND		1.4	0.30	ug/m3			03/09/22 10:55	1
n-Propylbenzene	ND		0.98	0.23	ug/m3			03/09/22 10:55	1
4-Ethyltoluene	ND		0.98	0.25	ug/m3			03/09/22 10:55	1
1,3,5-Trimethylbenzene	ND		0.98	0.22	ug/m3			03/09/22 10:55	1
2-Chlorotoluene	ND		1.0	0.25	ug/m3			03/09/22 10:55	1
tert-Butylbenzene	ND		1.1	0.20	ug/m3			03/09/22 10:55	1
1,2,4-Trimethylbenzene	ND		0.98	0.23	ug/m3			03/09/22 10:55	1
sec-Butylbenzene	ND		1.1	0.21	ug/m3			03/09/22 10:55	1
4-Isopropyltoluene	ND		1.1	0.21	ug/m3			03/09/22 10:55	1
1,3-Dichlorobenzene	ND		1.2	0.54	ug/m3			03/09/22 10:55	1
1,4-Dichlorobenzene	ND		1.2	0.57	ug/m3			03/09/22 10:55	1
Benzyl chloride	ND		1.0	0.38	ug/m3			03/09/22 10:55	1
n-Butylbenzene	ND		1.1	0.30	ug/m3			03/09/22 10:55	1
1,2-Dichlorobenzene	ND		1.2	0.42	ug/m3			03/09/22 10:55	1
1,2,4-Trichlorobenzene	ND		3.7	1.4	ug/m3			03/09/22 10:55	1
Hexachlorobutadiene	ND		2.1	0.33	ug/m3			03/09/22 10:55	1

Method: TO-15 - Volatile Organic Compounds in Ambient Air (Continued)

Lab Sample ID: MB 200-177460/5
Matrix: Air
Analysis Batch: 177460

Client Sample ID: Method Blank
Prep Type: Total/NA

Analyte	MB Result	MB Qualifier	RL	MDL	Unit	D	Prepared	Analyzed	Dil Fac
Naphthalene	ND		2.6	0.89	ug/m3			03/09/22 10:55	1

Lab Sample ID: LCS 200-177460/3
Matrix: Air
Analysis Batch: 177460

Client Sample ID: Lab Control Sample
Prep Type: Total/NA

Analyte	Spike Added	LCS Result	LCS Qualifier	Unit	D	%Rec	%Rec. Limits
Dichlorodifluoromethane	49.4	60.4		ug/m3		122	61 - 142
Freon 22	35.4	43.4		ug/m3		123	60 - 147
1,2-Dichlorotetrafluoroethane	69.9	82.6		ug/m3		118	71 - 141
Chloromethane	20.6	25.4		ug/m3		123	56 - 141
n-Butane	23.8	25.7		ug/m3		108	53 - 151
Vinyl chloride	25.6	27.1		ug/m3		106	61 - 135
1,3-Butadiene	22.1	21.9		ug/m3		99	58 - 139
Bromomethane	38.8	43.9		ug/m3		113	72 - 124
Chloroethane	26.4	30.8		ug/m3		117	68 - 130
Bromoethene(Vinyl Bromide)	43.7	46.5		ug/m3		106	75 - 125
Trichlorofluoromethane	56.2	61.3		ug/m3		109	70 - 129
Freon TF	76.6	77.6		ug/m3		101	70 - 121
1,1-Dichloroethene	39.6	37.2		ug/m3		94	68 - 120
Acetone	23.7	24.9		ug/m3		105	54 - 154
Isopropyl alcohol	24.6	24.4		ug/m3		99	53 - 142
Carbon disulfide	31.1	29.8		ug/m3		96	71 - 138
3-Chloropropene	31.3	22.3		ug/m3		71	50 - 150
Methylene Chloride	34.7	33.6		ug/m3		97	59 - 137
tert-Butyl alcohol	30.3	30.5		ug/m3		101	66 - 132
Methyl tert-butyl ether	36.0	36.5		ug/m3		101	70 - 127
trans-1,2-Dichloroethene	39.6	38.4		ug/m3		97	69 - 137
n-Hexane	35.2	32.7		ug/m3		93	63 - 138
1,1-Dichloroethane	40.5	39.3		ug/m3		97	66 - 130
Methyl Ethyl Ketone	29.5	27.9		ug/m3		95	72 - 124
cis-1,2-Dichloroethene	39.6	36.8		ug/m3		93	72 - 121
Chloroform	48.8	48.6		ug/m3		100	73 - 124
Tetrahydrofuran	29.5	27.5		ug/m3		93	60 - 149
1,1,1-Trichloroethane	54.6	56.0		ug/m3		103	72 - 127
Cyclohexane	34.4	33.0		ug/m3		96	76 - 124
Carbon tetrachloride	62.9	65.6		ug/m3		104	71 - 133
2,2,4-Trimethylpentane	46.7	44.6		ug/m3		95	68 - 131
Benzene	31.9	30.0		ug/m3		94	73 - 119
1,2-Dichloroethane	40.5	42.6		ug/m3		105	68 - 135
n-Heptane	41.0	39.2		ug/m3		96	60 - 142
Trichloroethene	53.7	52.4		ug/m3		98	73 - 122
Methyl methacrylate	40.9	40.7		ug/m3		99	73 - 129
1,2-Dichloropropane	46.2	43.9		ug/m3		95	69 - 128
1,4-Dioxane	36.0	39.1		ug/m3		108	66 - 129
Bromodichloromethane	67.0	69.4		ug/m3		104	75 - 127
cis-1,3-Dichloropropene	45.4	45.8		ug/m3		101	74 - 125
methyl isobutyl ketone	41.0	41.4		ug/m3		101	58 - 144
Toluene	37.7	36.5		ug/m3		97	75 - 122

Method: TO-15 - Volatile Organic Compounds in Ambient Air (Continued)

Lab Sample ID: LCS 200-177460/3
Matrix: Air
Analysis Batch: 177460

Client Sample ID: Lab Control Sample
Prep Type: Total/NA

Analyte	Spike Added	LCS Result	LCS Qualifier	Unit	D	%Rec	%Rec. Limits
trans-1,3-Dichloropropene	45.4	46.3		ug/m3		102	74 - 128
1,1,2-Trichloroethane	54.6	52.7		ug/m3		97	75 - 126
Tetrachloroethene	67.8	66.9		ug/m3		99	70 - 125
Methyl Butyl Ketone (2-Hexanone)	41.0	41.9		ug/m3		102	57 - 143
Dibromochloromethane	85.2	86.9		ug/m3		102	73 - 125
1,2-Dibromoethane	76.8	76.8		ug/m3		100	78 - 122
Chlorobenzene	46.0	45.8		ug/m3		99	76 - 119
Ethylbenzene	43.4	45.1		ug/m3		104	74 - 122
m,p-Xylene	86.8	96.5		ug/m3		111	76 - 121
Xylene, o-	43.4	45.2		ug/m3		104	73 - 123
Styrene	42.6	46.6		ug/m3		109	74 - 125
Bromoform	103	107		ug/m3		104	53 - 149
Cumene	49.1	51.5		ug/m3		105	73 - 123
1,1,2,2-Tetrachloroethane	68.6	68.8		ug/m3		100	74 - 126
n-Propylbenzene	49.1	53.0		ug/m3		108	73 - 127
4-Ethyltoluene	49.2	54.6		ug/m3		111	75 - 129
1,3,5-Trimethylbenzene	49.2	54.0		ug/m3		110	72 - 126
2-Chlorotoluene	51.8	54.9		ug/m3		106	74 - 126
tert-Butylbenzene	54.9	58.6		ug/m3		107	71 - 125
1,2,4-Trimethylbenzene	49.2	55.4		ug/m3		113	71 - 129
sec-Butylbenzene	54.9	59.9		ug/m3		109	70 - 128
4-Isopropyltoluene	54.9	61.8		ug/m3		113	68 - 130
1,3-Dichlorobenzene	60.1	66.9		ug/m3		111	69 - 131
1,4-Dichlorobenzene	60.1	66.8		ug/m3		111	67 - 132
Benzyl chloride	51.8	55.0		ug/m3		106	60 - 136
n-Butylbenzene	54.9	66.1		ug/m3		120	65 - 137
1,2-Dichlorobenzene	60.1	66.1		ug/m3		110	68 - 129
1,2,4-Trichlorobenzene	74.2	77.2		ug/m3		104	50 - 150
Hexachlorobutadiene	107	118		ug/m3		111	58 - 130
Naphthalene	52.4	52.7		ug/m3		101	50 - 150

Lab Sample ID: MB 200-177509/5
Matrix: Air
Analysis Batch: 177509

Client Sample ID: Method Blank
Prep Type: Total/NA

Analyte	MB Result	MB Qualifier	RL	MDL	Unit	D	Prepared	Analyzed	Dil Fac
Dichlorodifluoromethane	ND		2.5	0.54	ug/m3			03/10/22 10:57	1
Freon 22	ND		1.8	0.39	ug/m3			03/10/22 10:57	1
1,2-Dichlorotetrafluoroethane	ND		1.4	0.38	ug/m3			03/10/22 10:57	1
Chloromethane	ND		1.0	0.25	ug/m3			03/10/22 10:57	1
n-Butane	ND		1.2	0.45	ug/m3			03/10/22 10:57	1
Vinyl chloride	ND		0.51	0.072	ug/m3			03/10/22 10:57	1
1,3-Butadiene	ND		0.44	0.084	ug/m3			03/10/22 10:57	1
Bromomethane	ND		0.78	0.20	ug/m3			03/10/22 10:57	1
Chloroethane	ND		1.3	0.66	ug/m3			03/10/22 10:57	1
Bromoethene(Vinyl Bromide)	ND		0.87	0.37	ug/m3			03/10/22 10:57	1
Trichlorofluoromethane	ND		1.1	0.29	ug/m3			03/10/22 10:57	1
Freon TF	ND		1.5	0.42	ug/m3			03/10/22 10:57	1

Method: TO-15 - Volatile Organic Compounds in Ambient Air (Continued)

Lab Sample ID: MB 200-177509/5
Matrix: Air
Analysis Batch: 177509

Client Sample ID: Method Blank
Prep Type: Total/NA

Analyte	MB Result	MB Qualifier	RL	MDL	Unit	D	Prepared	Analyzed	Dil Fac
1,1-Dichloroethene	ND		0.79	0.11	ug/m3			03/10/22 10:57	1
Acetone	ND		12	4.8	ug/m3			03/10/22 10:57	1
Isopropyl alcohol	ND		12	2.4	ug/m3			03/10/22 10:57	1
Carbon disulfide	ND		1.6	0.40	ug/m3			03/10/22 10:57	1
3-Chloropropene	ND		1.6	0.34	ug/m3			03/10/22 10:57	1
Methylene Chloride	ND		1.7	0.59	ug/m3			03/10/22 10:57	1
tert-Butyl alcohol	ND		15	3.6	ug/m3			03/10/22 10:57	1
Methyl tert-butyl ether	ND		0.72	0.29	ug/m3			03/10/22 10:57	1
trans-1,2-Dichloroethene	ND		0.79	0.35	ug/m3			03/10/22 10:57	1
n-Hexane	ND		1.8	0.81	ug/m3			03/10/22 10:57	1
1,1-Dichloroethane	ND		0.81	0.12	ug/m3			03/10/22 10:57	1
Methyl Ethyl Ketone	ND		1.5	0.50	ug/m3			03/10/22 10:57	1
cis-1,2-Dichloroethene	ND		0.79	0.13	ug/m3			03/10/22 10:57	1
1,2-Dichloroethene, Total	ND		1.6	0.71	ug/m3			03/10/22 10:57	1
Chloroform	ND		0.98	0.22	ug/m3			03/10/22 10:57	1
Tetrahydrofuran	ND		15	3.5	ug/m3			03/10/22 10:57	1
1,1,1-Trichloroethane	ND		1.1	0.21	ug/m3			03/10/22 10:57	1
Cyclohexane	ND		0.69	0.12	ug/m3			03/10/22 10:57	1
Carbon tetrachloride	ND		1.3	0.20	ug/m3			03/10/22 10:57	1
2,2,4-Trimethylpentane	ND		0.93	0.16	ug/m3			03/10/22 10:57	1
Benzene	ND		0.64	0.24	ug/m3			03/10/22 10:57	1
1,2-Dichloroethane	ND		0.81	0.61	ug/m3			03/10/22 10:57	1
n-Heptane	ND		0.82	0.24	ug/m3			03/10/22 10:57	1
Trichloroethene	ND		1.1	0.13	ug/m3			03/10/22 10:57	1
Methyl methacrylate	ND		2.0	0.66	ug/m3			03/10/22 10:57	1
1,2-Dichloropropane	ND		0.92	0.40	ug/m3			03/10/22 10:57	1
1,4-Dioxane	ND		18	6.1	ug/m3			03/10/22 10:57	1
Bromodichloromethane	ND		1.3	0.27	ug/m3			03/10/22 10:57	1
cis-1,3-Dichloropropene	ND		0.91	0.091	ug/m3			03/10/22 10:57	1
methyl isobutyl ketone	ND		2.0	0.78	ug/m3			03/10/22 10:57	1
Toluene	ND		0.75	0.35	ug/m3			03/10/22 10:57	1
trans-1,3-Dichloropropene	ND		0.91	0.40	ug/m3			03/10/22 10:57	1
1,1,2-Trichloroethane	ND		1.1	0.19	ug/m3			03/10/22 10:57	1
Tetrachloroethene	ND		1.4	0.18	ug/m3			03/10/22 10:57	1
Methyl Butyl Ketone (2-Hexanone)	ND		2.0	0.82	ug/m3			03/10/22 10:57	1
Dibromochloromethane	ND		1.7	0.26	ug/m3			03/10/22 10:57	1
1,2-Dibromoethane	ND		1.5	0.35	ug/m3			03/10/22 10:57	1
Chlorobenzene	ND		0.92	0.20	ug/m3			03/10/22 10:57	1
Ethylbenzene	ND		0.87	0.43	ug/m3			03/10/22 10:57	1
m,p-Xylene	ND		2.2	0.74	ug/m3			03/10/22 10:57	1
Xylene, o-	ND		0.87	0.41	ug/m3			03/10/22 10:57	1
Xylene (total)	ND		3.0	1.1	ug/m3			03/10/22 10:57	1
Styrene	ND		0.85	0.14	ug/m3			03/10/22 10:57	1
Bromoform	ND		2.1	0.60	ug/m3			03/10/22 10:57	1
Cumene	ND		0.98	0.18	ug/m3			03/10/22 10:57	1
1,1,2,2-Tetrachloroethane	ND		1.4	0.30	ug/m3			03/10/22 10:57	1
n-Propylbenzene	ND		0.98	0.23	ug/m3			03/10/22 10:57	1
4-Ethyltoluene	ND		0.98	0.25	ug/m3			03/10/22 10:57	1
1,3,5-Trimethylbenzene	ND		0.98	0.22	ug/m3			03/10/22 10:57	1

Method: TO-15 - Volatile Organic Compounds in Ambient Air (Continued)

Lab Sample ID: MB 200-177509/5
Matrix: Air
Analysis Batch: 177509

Client Sample ID: Method Blank
Prep Type: Total/NA

Analyte	MB Result	MB Qualifier	RL	MDL	Unit	D	Prepared	Analyzed	Dil Fac
2-Chlorotoluene	ND		1.0	0.25	ug/m3			03/10/22 10:57	1
tert-Butylbenzene	ND		1.1	0.20	ug/m3			03/10/22 10:57	1
1,2,4-Trimethylbenzene	0.295	J	0.98	0.23	ug/m3			03/10/22 10:57	1
sec-Butylbenzene	ND		1.1	0.21	ug/m3			03/10/22 10:57	1
4-Isopropyltoluene	ND		1.1	0.21	ug/m3			03/10/22 10:57	1
1,3-Dichlorobenzene	ND		1.2	0.54	ug/m3			03/10/22 10:57	1
1,4-Dichlorobenzene	ND		1.2	0.57	ug/m3			03/10/22 10:57	1
Benzyl chloride	ND		1.0	0.38	ug/m3			03/10/22 10:57	1
n-Butylbenzene	ND		1.1	0.30	ug/m3			03/10/22 10:57	1
1,2-Dichlorobenzene	ND		1.2	0.42	ug/m3			03/10/22 10:57	1
1,2,4-Trichlorobenzene	ND		3.7	1.4	ug/m3			03/10/22 10:57	1
Hexachlorobutadiene	ND		2.1	0.33	ug/m3			03/10/22 10:57	1
Naphthalene	ND		2.6	0.89	ug/m3			03/10/22 10:57	1

Lab Sample ID: LCS 200-177509/3
Matrix: Air
Analysis Batch: 177509

Client Sample ID: Lab Control Sample
Prep Type: Total/NA

Analyte	Spike Added	LCS Result	LCS Qualifier	Unit	D	%Rec	%Rec. Limits
Dichlorodifluoromethane	49.4	62.1		ug/m3		126	61 - 142
Freon 22	35.4	39.7		ug/m3		112	60 - 147
1,2-Dichlorotetrafluoroethane	69.9	73.4		ug/m3		105	71 - 141
Chloromethane	20.6	17.1		ug/m3		83	56 - 141
n-Butane	23.8	20.6		ug/m3		87	53 - 151
Vinyl chloride	25.6	23.0		ug/m3		90	61 - 135
1,3-Butadiene	22.1	20.4		ug/m3		92	58 - 139
Bromomethane	38.8	39.2		ug/m3		101	72 - 124
Chloroethane	26.4	26.2		ug/m3		99	68 - 130
Bromoethene(Vinyl Bromide)	43.7	42.6		ug/m3		97	75 - 125
Trichlorofluoromethane	56.2	66.5		ug/m3		118	70 - 129
Freon TF	76.6	80.1		ug/m3		105	70 - 121
1,1-Dichloroethene	39.6	39.8		ug/m3		100	68 - 120
Acetone	23.7	21.0		ug/m3		89	54 - 154
Isopropyl alcohol	24.6	22.1		ug/m3		90	53 - 142
Carbon disulfide	31.1	28.3		ug/m3		91	71 - 138
3-Chloropropene	31.3	15.8		ug/m3		50	50 - 150
Methylene Chloride	34.7	34.9		ug/m3		100	59 - 137
tert-Butyl alcohol	30.3	29.4		ug/m3		97	66 - 132
Methyl tert-butyl ether	36.0	31.9		ug/m3		88	70 - 127
trans-1,2-Dichloroethene	39.6	39.6		ug/m3		100	69 - 137
n-Hexane	35.2	35.4		ug/m3		100	63 - 138
1,1-Dichloroethane	40.5	37.9		ug/m3		94	66 - 130
Methyl Ethyl Ketone	29.5	23.9		ug/m3		81	72 - 124
cis-1,2-Dichloroethene	39.6	36.7		ug/m3		93	72 - 121
Chloroform	48.8	50.9		ug/m3		104	73 - 124
Tetrahydrofuran	29.5	23.4		ug/m3		79	60 - 149
1,1,1-Trichloroethane	54.6	65.3		ug/m3		120	72 - 127
Cyclohexane	34.4	31.6		ug/m3		92	76 - 124
Carbon tetrachloride	62.9	77.5		ug/m3		123	71 - 133

Method: TO-15 - Volatile Organic Compounds in Ambient Air (Continued)

Lab Sample ID: LCS 200-177509/3
Matrix: Air
Analysis Batch: 177509

Client Sample ID: Lab Control Sample
Prep Type: Total/NA

Analyte	Spike Added	LCS Result	LCS Qualifier	Unit	D	%Rec	%Rec. Limits
2,2,4-Trimethylpentane	46.7	37.4		ug/m3		80	68 - 131
Benzene	31.9	23.9		ug/m3		75	73 - 119
1,2-Dichloroethane	40.5	39.1		ug/m3		97	68 - 135
n-Heptane	41.0	31.2		ug/m3		76	60 - 142
Trichloroethene	53.7	49.5		ug/m3		92	73 - 122
Methyl methacrylate	40.9	29.6	*-	ug/m3		72	73 - 129
1,2-Dichloropropane	46.2	29.2	*-	ug/m3		63	69 - 128
1,4-Dioxane	36.0	28.0		ug/m3		78	66 - 129
Bromodichloromethane	67.0	59.8		ug/m3		89	75 - 127
cis-1,3-Dichloropropene	45.4	33.6		ug/m3		74	74 - 125
methyl isobutyl ketone	41.0	33.1		ug/m3		81	58 - 144
Toluene	37.7	30.0		ug/m3		80	75 - 122
trans-1,3-Dichloropropene	45.4	34.9		ug/m3		77	74 - 128
1,1,2-Trichloroethane	54.6	45.3		ug/m3		83	75 - 126
Tetrachloroethene	67.8	70.6		ug/m3		104	70 - 125
Methyl Butyl Ketone (2-Hexanone)	41.0	37.2		ug/m3		91	57 - 143
Dibromochloromethane	85.2	88.1		ug/m3		103	73 - 125
1,2-Dibromoethane	76.8	69.2		ug/m3		90	78 - 122
Chlorobenzene	46.0	39.2		ug/m3		85	76 - 119
Ethylbenzene	43.4	36.1		ug/m3		83	74 - 122
m,p-Xylene	86.8	75.0		ug/m3		86	76 - 121
Xylene, o-	43.4	34.7		ug/m3		80	73 - 123
Styrene	42.6	35.8		ug/m3		84	74 - 125
Bromoform	103	109		ug/m3		106	53 - 149
Cumene	49.1	42.4		ug/m3		86	73 - 123
1,1,2,2-Tetrachloroethane	68.6	56.7		ug/m3		83	74 - 126
n-Propylbenzene	49.1	38.9		ug/m3		79	73 - 127
4-Ethyltoluene	49.2	39.2		ug/m3		80	75 - 129
1,3,5-Trimethylbenzene	49.2	40.4		ug/m3		82	72 - 126
2-Chlorotoluene	51.8	42.6		ug/m3		82	74 - 126
tert-Butylbenzene	54.9	45.3		ug/m3		82	71 - 125
1,2,4-Trimethylbenzene	49.2	39.1		ug/m3		80	71 - 129
sec-Butylbenzene	54.9	42.2		ug/m3		77	70 - 128
4-Isopropyltoluene	54.9	42.3		ug/m3		77	68 - 130
1,3-Dichlorobenzene	60.1	46.5		ug/m3		77	69 - 131
1,4-Dichlorobenzene	60.1	46.0		ug/m3		76	67 - 132
Benzyl chloride	51.8	43.1		ug/m3		83	60 - 136
n-Butylbenzene	54.9	39.8		ug/m3		72	65 - 137
1,2-Dichlorobenzene	60.1	48.2		ug/m3		80	68 - 129
1,2,4-Trichlorobenzene	74.2	62.6		ug/m3		84	50 - 150
Hexachlorobutadiene	107	107		ug/m3		100	58 - 130
Naphthalene	52.4	42.3		ug/m3		81	50 - 150

QC Association Summary

Client: GHD Services Inc.
Project/Site: 058507, GM-Lockport SSOW 256042

Job ID: 200-62391-1

Air - GC/MS VOA

Analysis Batch: 177354

Lab Sample ID	Client Sample ID	Prep Type	Matrix	Method	Prep Batch
200-62391-1	OA-2-2022	Total/NA	Air	TO-15	
200-62391-2	7W-IA-1-2022	Total/NA	Air	TO-15	
200-62391-3	7W-IA-2-2022	Total/NA	Air	TO-15	
200-62391-4	7W-IA-3-2022	Total/NA	Air	TO-15	
200-62391-5	7W-IA-4-2022	Total/NA	Air	TO-15	
MB 200-177354/4	Method Blank	Total/NA	Air	TO-15	
LCS 200-177354/3	Lab Control Sample	Total/NA	Air	TO-15	

Analysis Batch: 177415

Lab Sample ID	Client Sample ID	Prep Type	Matrix	Method	Prep Batch
200-62391-3 - DL	7W-IA-2-2022	Total/NA	Air	TO-15	
200-62391-4 - DL	7W-IA-3-2022	Total/NA	Air	TO-15	
200-62391-5 - DL	7W-IA-4-2022	Total/NA	Air	TO-15	
MB 200-177415/5	Method Blank	Total/NA	Air	TO-15	
LCS 200-177415/4	Lab Control Sample	Total/NA	Air	TO-15	

Analysis Batch: 177460

Lab Sample ID	Client Sample ID	Prep Type	Matrix	Method	Prep Batch
200-62391-6	7W-IA-5-2022	Total/NA	Air	TO-15	
200-62391-7	7E-IA-1-2022	Total/NA	Air	TO-15	
200-62391-8	7E-IA-2-2022	Total/NA	Air	TO-15	
MB 200-177460/5	Method Blank	Total/NA	Air	TO-15	
LCS 200-177460/3	Lab Control Sample	Total/NA	Air	TO-15	

Analysis Batch: 177509

Lab Sample ID	Client Sample ID	Prep Type	Matrix	Method	Prep Batch
200-62391-6 - DL	7W-IA-5-2022	Total/NA	Air	TO-15	
MB 200-177509/5	Method Blank	Total/NA	Air	TO-15	
LCS 200-177509/3	Lab Control Sample	Total/NA	Air	TO-15	

Lab Chronicle

Client: GHD Services Inc.
Project/Site: 058507, GM-Lockport SSOW 256042

Job ID: 200-62391-1

Client Sample ID: OA-2-2022 — Lab Sample ID: 200-62391-1

Date Collected: 03/02/22 14:47 — **Matrix: Air**
Date Received: 03/04/22 10:40

Prep Type	Batch Type	Batch Method	Run	Dilution Factor	Batch Number	Prepared or Analyzed	Analyst	Lab
Total/NA	Analysis	TO-15		1	177354	03/07/22 23:30	A1B	TAL BUR

Client Sample ID: 7W-IA-1-2022 — Lab Sample ID: 200-62391-2

Date Collected: 03/02/22 15:42 — **Matrix: Air**
Date Received: 03/04/22 10:40

Prep Type	Batch Type	Batch Method	Run	Dilution Factor	Batch Number	Prepared or Analyzed	Analyst	Lab
Total/NA	Analysis	TO-15		1	177354	03/08/22 00:24	A1B	TAL BUR

Client Sample ID: 7W-IA-2-2022 — Lab Sample ID: 200-62391-3

Date Collected: 03/02/22 15:31 — **Matrix: Air**
Date Received: 03/04/22 10:40

Prep Type	Batch Type	Batch Method	Run	Dilution Factor	Batch Number	Prepared or Analyzed	Analyst	Lab
Total/NA	Analysis	TO-15		1	177354	03/08/22 01:18	A1B	TAL BUR
Total/NA	Analysis	TO-15	DL	2.98	177415	03/08/22 13:46	K1P	TAL BUR

Client Sample ID: 7W-IA-3-2022 — Lab Sample ID: 200-62391-4

Date Collected: 03/02/22 15:40 — **Matrix: Air**
Date Received: 03/04/22 10:40

Prep Type	Batch Type	Batch Method	Run	Dilution Factor	Batch Number	Prepared or Analyzed	Analyst	Lab
Total/NA	Analysis	TO-15		1	177354	03/08/22 02:12	A1B	TAL BUR
Total/NA	Analysis	TO-15	DL	2	177415	03/08/22 14:40	K1P	TAL BUR

Client Sample ID: 7W-IA-4-2022 — Lab Sample ID: 200-62391-5

Date Collected: 03/02/22 15:52 — **Matrix: Air**
Date Received: 03/04/22 10:40

Prep Type	Batch Type	Batch Method	Run	Dilution Factor	Batch Number	Prepared or Analyzed	Analyst	Lab
Total/NA	Analysis	TO-15		1	177354	03/08/22 03:06	A1B	TAL BUR
Total/NA	Analysis	TO-15	DL	10	177415	03/08/22 15:34	K1P	TAL BUR

Client Sample ID: 7W-IA-5-2022 — Lab Sample ID: 200-62391-6

Date Collected: 03/02/22 15:45 — **Matrix: Air**
Date Received: 03/04/22 10:40

Prep Type	Batch Type	Batch Method	Run	Dilution Factor	Batch Number	Prepared or Analyzed	Analyst	Lab
Total/NA	Analysis	TO-15	DL	4	177509	03/10/22 22:26	K1P	TAL BUR
Total/NA	Analysis	TO-15		1	177460	03/09/22 21:27	A1B	TAL BUR

Lab Chronicle

Client: GHD Services Inc.
Project/Site: 058507, GM-Lockport SSOW 256042

Job ID: 200-62391-1

Client Sample ID: 7E-IA-1-2022

Lab Sample ID: 200-62391-7

Date Collected: 03/02/22 15:48
Matrix: Air
Date Received: 03/04/22 10:40

Prep Type	Batch Type	Batch Method	Run	Dilution Factor	Batch Number	Prepared or Analyzed	Analyst	Lab
Total/NA	Analysis	TO-15		1	177460	03/09/22 22:18	A1B	TAL BUR

Client Sample ID: 7E-IA-2-2022

Lab Sample ID: 200-62391-8

Date Collected: 03/02/22 15:49
Matrix: Air
Date Received: 03/04/22 10:40

Prep Type	Batch Type	Batch Method	Run	Dilution Factor	Batch Number	Prepared or Analyzed	Analyst	Lab
Total/NA	Analysis	TO-15		1	177460	03/09/22 23:11	A1B	TAL BUR

Laboratory References:

TAL BUR = Eurofins Burlington, 530 Community Drive, Suite 11, South Burlington, VT 05403, TEL (802)660-1990

Accreditation/Certification Summary

Client: GHD Services Inc.
Project/Site: 058507, GM-Lockport SSOW 256042

Job ID: 200-62391-1

Laboratory: Eurofins Burlington

Unless otherwise noted, all analytes for this laboratory were covered under each accreditation/certification below.

Authority	Program	Identification Number	Expiration Date
New York	NELAP	10391	04-01-22

The following analytes are included in this report, but the laboratory is not certified by the governing authority. This list may include analytes for which the agency does not offer certification.

Analysis Method	Prep Method	Matrix	Analyte
TO-15		Air	1,2-Dichloroethene, Total
TO-15		Air	4-Ethyltoluene
TO-15		Air	4-Isopropyltoluene
TO-15		Air	Cumene
TO-15		Air	Freon 22
TO-15		Air	Methyl Butyl Ketone (2-Hexanone)
TO-15		Air	n-Butane
TO-15		Air	n-Butylbenzene
TO-15		Air	n-Propylbenzene
TO-15		Air	sec-Butylbenzene
TO-15		Air	tert-Butylbenzene
TO-15		Air	Tetrahydrofuran

Method Summary

Client: GHD Services Inc.
Project/Site: 058507, GM-Lockport SSOW 256042

Job ID: 200-62391-1

Method	Method Description	Protocol	Laboratory
TO-15	Volatile Organic Compounds in Ambient Air	EPA	TAL BUR

Protocol References:

EPA = US Environmental Protection Agency

Laboratory References:

TAL BUR = Eurofins Burlington, 530 Community Drive, Suite 11, South Burlington, VT 05403, TEL (802)660-1990

Sample Summary

Client: GHD Services Inc.
Project/Site: 058507, GM-Lockport SSOW 256042

Job ID: 200-62391-1

Lab Sample ID	Client Sample ID	Matrix	Collected	Received	Asset ID
200-62391-1	OA-2-2022	Air	03/02/22 14:47	03/04/22 10:40	Air Canister (6-Liter) #5462
200-62391-2	7W-IA-1-2022	Air	03/02/22 15:42	03/04/22 10:40	Air Canister (6-Liter) #3661
200-62391-3	7W-IA-2-2022	Air	03/02/22 15:31	03/04/22 10:40	Air Canister (6-Liter) #2508
200-62391-4	7W-IA-3-2022	Air	03/02/22 15:40	03/04/22 10:40	Air Canister (6-Liter) #3154
200-62391-5	7W-IA-4-2022	Air	03/02/22 15:52	03/04/22 10:40	Air Canister (6-Liter) #3255
200-62391-6	7W-IA-5-2022	Air	03/02/22 15:45	03/04/22 10:40	Air Canister (6-Liter) #2977
200-62391-7	7E-IA-1-2022	Air	03/02/22 15:48	03/04/22 10:40	Air Canister (6-Liter) #3258
200-62391-8	7E-IA-2-2022	Air	03/02/22 15:49	03/04/22 10:40	Air Canister (6-Liter) #3410

Post-Sampling Air Canister Pressure Check Record

Login # (w/ Location Code)	Date	Time (Military)	Lab BP ("Hg)	Lab Temp (°C)	Pressure Gauge ID	Analyst
200-62391	03/04/22	17:39	30.1	20	G21	JPB

Sampling Information and Return Equipment Check	Yes	N o	Comments
(1) Is a Field Test Data Sheet (FTDS) or similar sampling documentation present?	Yes		
(2) Is the flow controller ID used for each canister recorded?	Yes		
(3) MA MCP & NJ DKQP: Check return flow rate for flow controllers		N o	
(4) Is visible sign of damage to canister and/or flow controller (FC) present?		N o	
If damage observed, list equipment IDs and describe condition:			

Post-Sampling Return Pressure Check

Lab ID	Canister ID	Pressure[1] ("Hg)	Anomaly[2] (Y/N)	FC ID[3]	FC Check[4] Reference	FC Return (Y/N)	Can Cert Batch ID	Comments
200-62391-A-1	5462	-9.6	N	4178	89/86	Y	2868-49594	
200-62391-A-2	3661	-12.4	Y	3737	89/82	Y	2508-49594	
200-62391-A-3	2508	-8.1	N	6113	89/82	Y	2508-49594	
200-62391-A-4	3154	-8.8	N	5232	89/82	Y	2508-49594	
200-62391-A-5	3255	-15.0	Y	3746	89/82	Y	2508-49594	
200-62391-A-6	2977	-8.6	N	6557	89/80	Y	2868-49594	
200-62391-A-7	3258	-8.4	N	3480	89/82	Y	2508-49594	
200-62391-A-8	3410	-7.2	N	2530	89/80	Y	2868-49594	

[1] Criteria: Return Pressure should be between -1 and -10 ("Hg) with the exception of grab samples or those using 100 or 200mL/minute flow controllers. These samples must be returned at no lower than -10"Hg, but have no specific criteria otherwise.

[2] If return pressure is not within criteria, initiate Non-Conformance Memo.

[3] Record the ID of the FC used for sampling if information is provided, otherwise leave blank.

[4] Record the Flow Controller Set Flow Rate Logbook ID and Page number in which the original FC Check was recorded

Eurofins TestAmerica, Burlington
530 Community Drive
Suite 11
South Burlington, VT 05403-6809
phone 802.660 1990 fax 802.660 1919

Canister Samples Chain of Custody Record

TestAmerica Laboratories, Inc. assumes no liability with respect to the collection and shipment of these samples.

200-62391 Chain of Custody

TestAmerica Laboratories, Inc. d/b/a Eurofins TestAmerica

Client Contact Information		Client Project Manager: Thomas Bohlen	Samples Collected By: Morgan Brown	COC No:
Company Name: GZA		Phone:		1 of 1 COCs
Address 300 Pearl St Suite 700		Email: thomas bohlen@GZA.com		TALS Project #:
City/State/Zip Buffalo NY 14202				For Lab Use Only:
Phone:		Site Contact:		Walk-in Client:
FAX.		Tel/Fax		Lab Sampling
Project Name: GM Lockport		Analysis Turnaround Time		
Site/Location		Standard (Specific) X		Job / SDG No.
P O #		Rush (Specifiy):		(See below for Add'l Items)

Sample Identification	Sample Start Date	Time Start	Sample End Date	Time Stop	Canister Vacuum in Field, "Hg (Start)	Canister Vacuum in Field, "Hg (Stop)	Flow Controller ID	Canister ID	TO-14/15 (Standard / Low Level)	TO-15 SIM	EPA 3C	EPA 25C	ASTM D-1946	EPA 15/16	Other (Please specify in notes section)	Sample Type	Indoor Air/Ambient Air	Sub-Slab	Soil Gas	Soil Vapor Extraction (SVE)	Landfill Gas	Other (Please specify in notes section)	Sample Specific Notes:
OA-2-2022	3/2/22	0814	3/2/22	1447	26	5	4178	5462	X														outdoor air
TW-1A-1-2022		0742		1542	27	7	3737	3661		X							X						
TW-1A-2-2022		0740		1531	30	5	6113	2508		X							X						
TW-1A-3-2022		0747		1540	28	7	5232	3154		X							X						
TW-1A-4-2022		0752		1552	28	12	3746	3255		X							X						
TW-1A-5-2022		0757		1545	30	6	6557	2977		X							X						
TE-1A-1-2022		0803		1548	30	7	3480	3258		X							X						
TE-1A-2-2022		0805		1549	30	5	2530	3410		X							X						

Temperature (Fahrenheit)			
Start	Interior 65	Ambient 28	
Stop	68	34	

Pressure (inches of Hg)			
Start	Interior	Ambient	
Stop			

Special Instructions/QC Requirements & Comments:

Samples Shipped by:	Date / Time:	Samples Received by:	
Samples Relinquished by: Morgan Brown	Date / Time: 3/2/22 1545	Received by: 3/2/22 15:45	
Relinquished by:	Date / Time:	Received by: John P. Bean ETA Burl 3/4/22 10:40	
Lab Use Only: Shipper Name:	Opened by:	Condition:	

Form No. CA-C-WI-003, Rev. 2.28, dated 1/8/2021

eurofins

Environment Testing
TestAmerica

Part # 159469-434 MTW EXP 12/22

ORIGIN ID:DKKA (716) 691-2600
SAMPLE RECEIPT
EUROFINS BUFFALO
10 HAZELWOOD DR

AMHERST, NY 14228
UNITED STATES US

SHIP DATE: 03MAR22
ACTWGT: 32.10 LB
CAD: 846654/CAFE3510

BILL RECIPIENT

TO SAMPLE MGT.
EUROFINS BURLINGTON
530 COMMUNITY DRIVE
SUITE 11
SOUTH BURLINGTON VT 05403
(802) 923-1026
REF: TA SOUTH BURLINGTON

570C3/9088/5F4B

FedEx Express

1 of 3

TRK# 0201 1888 3867 8158

MASTER

FRI - 04 MAR 10:30A
PRIORITY OVERNIGHT

NL BTVA

05403
VT-US BTV

eurofins | Environment Testing
TestAmerica

Part # 159469-434 MTW EXP 12/22

ORIGIN ID:DKKA (716) 691-2600
SAMPLE RECEIPT
EUROFINS BUFFALO
10 HAZELWOOD DR

AMHERST, NY 14228
UNITED STATES US

SHIP DATE: 03MAR22
ACTWGT: 32.10 LB
CAD: 846654/CAFE3510

BILL RECIPIENT

TO SAMPLE MGT.
EUROFINS BURLINGTON
530 COMMUNITY DRIVE
SUITE 11
SOUTH BURLINGTON VT 05403
(802) 923-1026
REF: TA SOUTH BURLINGTON

FedEx Express

2 of 3
MPS# 0263 1888 3867 8169
Mstr# 1888 3867 8158

0201

FRI - 04 MAR 10:30A DA
PRIORITY OVERNIGHT HT

NL BTVA

05403 02
VT-US BTV JF

eurofins | Environment Testing
TestAmerica

Part # 159469-434 MTW EXP 12/22

ORIGIN ID:DKKA (716) 691-2600
SAMPLE RECEIPT
EUROFINS BUFFALO
10 HAZELWOOD DR

AMHERST, NY 14228
UNITED STATES US

SHIP DATE: 03MAR22
ACTWGT: 32.10 LB
CAD: 846654/CAFE3510

BILL RECIPIENT

TO SAMPLE MGT.
EUROFINS BURLINGTON
530 COMMUNITY DRIVE
SUITE 11
SOUTH BURLINGTON VT 05403
(802) 923-1026
REF: TA SOUTH BURLINGTON

FedEx Express

3 of 3
MPS# 0263 1888 3867 8170
Mstr# 1888 3867 8158 0201

FRI - 04 MAR 10:30A
PRIORITY OVERNIGHT

NL BTVA

05403
VT-US BTV

Login Sample Receipt Checklist

Client: GHD Services Inc.

Job Number: 200-62391-1

Login Number: 62391
List Number: 1
Creator: Beane, John P

List Source: Eurofins Burlington

Question	Answer	Comment
Radioactivity wasn't checked or is </= background as measured by a survey meter.	N/A	Lab does not accept radioactive samples.
The cooler's custody seal, if present, is intact.	N/A	Not present
Sample custody seals, if present, are intact.	N/A	Not Present
The cooler or samples do not appear to have been compromised or tampered with.	True	
Samples were received on ice.	N/A	Thermal preservation not required.
Cooler Temperature is acceptable.	True	
Cooler Temperature is recorded.	N/A	Thermal preservation not required.
COC is present.	True	
COC is filled out in ink and legible.	True	
COC is filled out with all pertinent information.	True	
Is the Field Sampler's name present on COC?	True	
There are no discrepancies between the containers received and the COC.	True	
Samples are received within Holding Time (excluding tests with immediate HTs)	True	
Sample containers have legible labels.	True	
Containers are not broken or leaking.	True	
Sample collection date/times are provided.	True	
Appropriate sample containers are used.	True	
Sample bottles are completely filled.	True	
Sample Preservation Verified.	True	
There is sufficient vol. for all requested analyses, incl. any requested MS/MSDs	True	
Containers requiring zero headspace have no headspace or bubble is <6mm (1/4").	True	
Multiphasic samples are not present.	True	
Samples do not require splitting or compositing.	True	
Residual Chlorine Checked.	N/A	

Pre-Shipment Clean Canister Certification Report

Canister Cleaning & Pre-Shipment Leak Test

System ID	Max DF#	# Cycles	Cleaning Start Date/Time		System Start Temp(s):		Technician	Can Size	Certification Type:
Oven 3/4	10	32	12/9/2021	1200	22	22	SML	6 liter	Individual

Port	Can ID	Initial[1] (psia)	Final (psia)	Diff.[3]	Final ("Hg)	Initial Reading Gauge:	Date:	Time:	Tech:	Temp:	Final Reading Gauge:	Date:	Time:	Tech:	Temp:
1	3404	.03	.03	0	29.3	G26	2/18/22	1421	✓	22.0	G26	2/19/22	1314	✓	22.0
2	3410		.03	0		G26					G26				
3	2512		.03	0		G26					G26				
4	3264		.03	0		G26					G26				
5	2977		.03	0		G26					G26				
6	5462		.03	0		G26					G26				
7	2594		.03	0		G26					G26				
8	3263		.03	0		G26					G26				
9	3367		.03	0		G26					G26				
10	3372		.03	0		G26					G26				
~~11~~	2868		.03	0		G26					G26				
12	2534	✓	.03	0	✓	G26	✓	✓	✓	✓	G26	✓	✓	✓	✓

[1] Batch Certification: The reading is taken on the "batch" canister and this value is used as the initial pressure for all canisters in the batch.

[3] Difference = Final Pressure - Initial Pressure . Acceptance Criteria: (1) The difference must be less than or equal to + 0.25psi. (2) Pressure readings must be at least 24 hours apart.

If time frame was not met, the PM must authorize shipment of canister **PM Authorization** **Date:**

Clean Canister Certification Analysis & Authorization of Release to Inventory

Test Method: ☐TO15 Routine ☒TO15 LL

Can ID	Date	Sequence	Analyst	Inventory Level 1	2	3	4	Secondary Review Limited	Review Date	Reviewer
3404	12/13/21	45757	KPI	XXXXXXXX					12/14/21	TPB
3410				XXXXXXXX						
2512				XXXXXXXX						
3264				XXXXXXXX						
2977				XXXXXXXX						
5462				XXXXXXXX						
2594				XXXXXXXX						
3263	12/15/21	48806		XXXXXXXX					12/15/21	
3367				XXXXXXXX						
3372 ✗	~~2/15/22~~	~~49594H~~	~~AB1~~	~~XXXXXXXX~~		~~2/15/22~~			~~2/18/22~~	~~TPB~~
2868	2/15/22	49594H	AB1	XXXXXXXX					2/18/22	
2534				XXXXXXXX						

Inventory Level 1: Individual Canister Certification (TO15LL 0.01).

Inventory Level 2: Individual or Batch Certification (TO15 0.04 ppbv).

Inventory Level 3: Individual or Batch Certification (TO15 0.2 ppbv).

Inventory Level Limited: Canisters may only be used for certain projects.

Dup Tees/Vac gauges (enter IDs if included):

Comments:

~~LL 0.01 IND CERTIFIED~~

Routine cert 2868

Form ID: FAI023:12
Revision Date: 12/18/2018

TestAmerica Burlington

200-61307-A-1
3404
Location: Air-Storage
Bottle: Summa Canister 6L
Sampled: 12/9/2021 12:00 AM 200-1568476

Loc: 200
61307
#1 A
Air-Storag

Pre-Shipment Clean Canister Certification Report

Canister Cleaning & Pre-Shipment Leak Test

System ID	Max DF#	# Cycles	Cleaning Start Date/Time		System Start Temp(s):		Technician	Can Size	Certification Type:
Oven 3/4	10	32	12/15/2021	1411	22	22	SML	6 liter	Individual

Port	Can ID	Initial[1] (psia)	Final (psia)	Diff.[3]	Final ("Hg)	Initial Reading Gauge:	Date:	Time:	Tech:	Temp:	Final Reading Gauge:	Date:	Time:	Tech:	Temp:
1	2967	103	103	Ø	29.3	G26	2/8/22	1310	C	22.0	G26	2/19/22	1138	C	22.0
2	3255		103	Ø		G26	2/18/22				G26				
3	3154		103	Ø		G26					G26				
4	2959		103	Ø		G26					G26				
5	3339		103	Ø		G26					G26				
~~6~~	2508		103	Ø		G26					G26				
7	3661		103	Ø		G26					G26				
~~8~~	~~4242~~					G26					G26				
9	4870		103	Ø		G26					G26				
10	3258		103	Ø		G26					G26				
11	2733		103	Ø		G26					G26				
12	2662		103	Ø		G26					G26				

[1] Batch Certification: The reading is taken on the "batch" canister and this value is used as the initial pressure for all canisters in the batch.

[3] Difference = Final Pressure - Initial Pressure . Acceptance Criteria: (1) The difference must be less than or equal to + 0.25psi. (2) Pressure readings must be at least 24 hours apart.

If time frame was not met, the PM must authorize shipment of canister **PM Authorization** **Date:**

Clean Canister Certification Analysis & Authorization of Release to Inventory

Test Method: ☒ TO15 Routine ☐ TO15 LL

Can ID	Date	Sequence	Analyst	Inventory Level 1	2	3	4	Limited	Secondary Review: Review Date	Reviewer
2967	12/23/21	48940	KPI	XXXXXXXX					12/23/21	JPB
3255				XXXXXXXX						
3154				XXXXXXXX						
2959				XXXXXXXX						
3339				XXXXXXXX						
2508	2/18/22	49594	ABI	XXXXXXXX					2/18/22	JPB
3661				XXXXXXXX						
4242	Bad			XXXXXXXX						
4870	11/17/22	49206	KPI	XXXXXXXX					11/17/22	JPB
3258				XXXXXXXX						
2733				XXXXXXXX						
2662				XXXXXXXX						

Inventory Level 1: Individual Canister Certification (TO15LL 0.01).

Inventory Level 2: Individual or Batch Certification (TO15 0.04 ppbv).

Inventory Level 3: Individual or Batch Certification (TO15 0.2 ppbv).

Inventory Level Limited: Canisters may only be used for certain projects.

Dup Tees/Vac gauges (enter IDs if included):

Comments:

~~E.L. 0.01~~ IND CERTIFIED

Routine Cert 2508

200-61409-A-1
2967
Location: Air-Storage
Bottle: Summa Canister 6L
Sampled: 12/15/2021 12:00 AM 200-1572185

Loc: 200
61409
#1 A
Air-Storag

Form ID: FAI023:12
Revision Date: 12/18/2018

TestAmerica Burlington

FORM I
AIR - GC/MS VOA ORGANICS ANALYSIS DATA SHEET

Lab Name: Eurofins Burlington
Job No.: 200-61307-1
SDG No.:
Client Sample ID: 2868
Lab Sample ID: 200-61307-11
Matrix: Air
Lab File ID: 200-49594-025.D
Analysis Method: TO-15
Date Collected: 12/09/2021 00:00
Sample wt/vol: 1000(mL)
Date Analyzed: 02/18/2022 05:50
Soil Aliquot Vol:
Dilution Factor: 0.2
Soil Extract Vol.:
GC Column: RTX-624 ID: 0.32(mm)
% Moisture:
Level: (low/med) Low
Analysis Batch No.: 176799
Units: ppb v/v

CAS NO.	COMPOUND NAME	RESULT	Q	RL	RL
115-07-1	Propylene	1.0	U	1.0	1.0
75-71-8	Dichlorodifluoromethane	0.10	U	0.10	0.10
75-45-6	Freon 22	0.10	U	0.10	0.10
76-14-2	1,2-Dichlorotetrafluoroethane	0.040	U H	0.040	0.040
74-87-3	Chloromethane	0.10	U	0.10	0.10
106-97-8	n-Butane	0.10	U	0.10	0.10
75-01-4	Vinyl chloride	0.040	U	0.040	0.040
106-99-0	1,3-Butadiene	0.040	U	0.040	0.040
74-83-9	Bromomethane	0.040	U	0.040	0.040
75-00-3	Chloroethane	0.10	U	0.10	0.10
593-60-2	Bromoethene(Vinyl Bromide)	0.040	U	0.040	0.040
75-69-4	Trichlorofluoromethane	0.040	U	0.040	0.040
64-17-5	Ethanol	1.0	U	1.0	1.0
76-13-1	Freon TF	0.040	U H	0.040	0.040
75-35-4	1,1-Dichloroethene	0.040	U H	0.040	0.040
67-64-1	Acetone	1.0	U H	1.0	1.0
67-63-0	Isopropyl alcohol	1.0	U	1.0	1.0
75-15-0	Carbon disulfide	0.10	U	0.10	0.10
107-05-1	3-Chloropropene	0.10	U H	0.10	0.10
75-09-2	Methylene Chloride	0.10	U	0.10	0.10
75-65-0	tert-Butyl alcohol	1.0	U H	1.0	1.0
1634-04-4	Methyl tert-butyl ether	0.040	U	0.040	0.040
156-60-5	trans-1,2-Dichloroethene	0.040	U	0.040	0.040
110-54-3	n-Hexane	0.10	U	0.10	0.10
75-34-3	1,1-Dichloroethane	0.040	U H	0.040	0.040
108-05-4	Vinyl acetate	1.0	U	1.0	1.0
141-78-6	Ethyl acetate	1.0	U	1.0	1.0
78-93-3	Methyl Ethyl Ketone	0.10	U H	0.10	0.10
156-59-2	cis-1,2-Dichloroethene	0.040	U	0.040	0.040
540-59-0	1,2-Dichloroethene, Total	0.080	U H	0.080	0.080
67-66-3	Chloroform	0.040	U	0.040	0.040
109-99-9	Tetrahydrofuran	1.0	U	1.0	1.0
71-55-6	1,1,1-Trichloroethane	0.040	U H	0.040	0.040
110-82-7	Cyclohexane	0.040	U	0.040	0.040
56-23-5	Carbon tetrachloride	0.040	U	0.040	0.040

FORM I
AIR - GC/MS VOA ORGANICS ANALYSIS DATA SHEET

Lab Name: Eurofins Burlington
Job No.: 200-61307-1
SDG No.:
Client Sample ID: 2868
Lab Sample ID: 200-61307-11
Matrix: Air
Lab File ID: 200-49594-025.D
Analysis Method: TO-15
Date Collected: 12/09/2021 00:00
Sample wt/vol: 1000(mL)
Date Analyzed: 02/18/2022 05:50
Soil Aliquot Vol:
Dilution Factor: 0.2
Soil Extract Vol.:
GC Column: RTX-624 ID: 0.32(mm)
% Moisture:
Level: (low/med) Low
Analysis Batch No.: 176799
Units: ppb v/v

CAS NO.	COMPOUND NAME	RESULT	Q	RL	RL
540-84-1	2,2,4-Trimethylpentane	0.040	U	0.040	0.040
71-43-2	Benzene	0.040	U H	0.040	0.040
107-06-2	1,2-Dichloroethane	0.040	U H	0.040	0.040
142-82-5	n-Heptane	0.040	U	0.040	0.040
79-01-6	Trichloroethene	0.040	U	0.040	0.040
80-62-6	Methyl methacrylate	0.10	U	0.10	0.10
78-87-5	1,2-Dichloropropane	0.040	U H	0.040	0.040
123-91-1	1,4-Dioxane	1.0	U H	1.0	1.0
75-27-4	Bromodichloromethane	0.040	U	0.040	0.040
10061-01-5	cis-1,3-Dichloropropene	0.040	U	0.040	0.040
108-10-1	methyl isobutyl ketone	0.10	U H	0.10	0.10
108-88-3	Toluene	0.040	U	0.040	0.040
10061-02-6	trans-1,3-Dichloropropene	0.040	U	0.040	0.040
79-00-5	1,1,2-Trichloroethane	0.040	U H	0.040	0.040
127-18-4	Tetrachloroethene	0.040	U	0.040	0.040
591-78-6	Methyl Butyl Ketone (2-Hexanone)	0.10	U H	0.10	0.10
124-48-1	Dibromochloromethane	0.040	U	0.040	0.040
106-93-4	1,2-Dibromoethane	0.040	U	0.040	0.040
108-90-7	Chlorobenzene	0.040	U	0.040	0.040
100-41-4	Ethylbenzene	0.040	U	0.040	0.040
179601-23-1	m,p-Xylene	0.10	U	0.10	0.10
95-47-6	Xylene, o-	0.040	U	0.040	0.040
1330-20-7	Xylene (total)	0.14	U	0.14	0.14
100-42-5	Styrene	0.040	U	0.040	0.040
75-25-2	Bromoform	0.040	U	0.040	0.040
98-82-8	Cumene	0.040	U	0.040	0.040
79-34-5	1,1,2,2-Tetrachloroethane	0.040	U H	0.040	0.040
103-65-1	n-Propylbenzene	0.040	U	0.040	0.040
622-96-8	4-Ethyltoluene	0.040	U H	0.040	0.040
108-67-8	1,3,5-Trimethylbenzene	0.040	U H	0.040	0.040
95-49-8	2-Chlorotoluene	0.040	U H	0.040	0.040
98-06-6	tert-Butylbenzene	0.040	U	0.040	0.040
95-63-6	1,2,4-Trimethylbenzene	0.040	U H	0.040	0.040
135-98-8	sec-Butylbenzene	0.040	U	0.040	0.040
99-87-6	4-Isopropyltoluene	0.040	U H	0.040	0.040

FORM I
AIR - GC/MS VOA ORGANICS ANALYSIS DATA SHEET

Lab Name: Eurofins Burlington
Job No.: 200-61307-1
SDG No.:
Client Sample ID: 2868
Lab Sample ID: 200-61307-11
Matrix: Air
Lab File ID: 200-49594-025.D
Analysis Method: TO-15
Date Collected: 12/09/2021 00:00
Sample wt/vol: 1000(mL)
Date Analyzed: 02/18/2022 05:50
Soil Aliquot Vol:
Dilution Factor: 0.2
Soil Extract Vol.:
GC Column: RTX-624 ID: 0.32(mm)
% Moisture:
Level: (low/med) Low
Analysis Batch No.: 176799
Units: ppb v/v

CAS NO.	COMPOUND NAME	RESULT	Q	RL	RL
541-73-1	1,3-Dichlorobenzene	0.040	U H	0.040	0.040
106-46-7	1,4-Dichlorobenzene	0.040	U H	0.040	0.040
100-44-7	Benzyl chloride	0.040	U	0.040	0.040
104-51-8	n-Butylbenzene	0.040	U	0.040	0.040
95-50-1	1,2-Dichlorobenzene	0.040	U H	0.040	0.040
120-82-1	1,2,4-Trichlorobenzene	0.10	U H	0.10	0.10
87-68-3	Hexachlorobutadiene	0.040	U	0.040	0.040
91-20-3	Naphthalene	0.10	U	0.10	0.10

Eurofins Burlington
Target Compound Quantitation Report

Data File: \\chromfs\Burlington\ChromData\CHG.i\20220217-49594.b\200-49594-025.D
Lims ID: 200-61307-A-11
Client ID: 2868
Sample Type: Client
Inject. Date: 18-Feb-2022 05:50:30 ALS Bottle#: 18 Worklist Smp#: 25
Purge Vol: 200.000 mL Dil. Factor: 0.2000
Sample Info: 200-0049594-025
Misc. Info.: 61307-11
Operator ID: wrd Instrument ID: CHG.i

Method: \\chromfs\Burlington\ChromData\CHG.i\20220217-49594.b\TO15_MasterMethod_(v1)_G.m
Limit Group: AI_TO15_ICAL
Last Update: 18-Feb-2022 08:10:03 Calib Date: 20-Jan-2022 01:42:30
Integrator: RTE ID Type: Deconvolution ID
Quant Method: Internal Standard Quant By: Initial Calibration
Last ICal File: \\chromfs\Burlington\ChromData\CHG.i\20220119-49267.b\200-49267-014.D

Column 1 : RTX-624 (0.32 mm) Det: MS SCAN
Process Host: CTX1664

First Level Reviewer: bourdeaut Date: 18-Feb-2022 08:10:03

Compound	Sig	RT (min.)	Adj RT (min.)	Dlt RT (min.)	Q	Response	OnCol Amt ppb v/v	Flags
1 Propene	41		3.046				ND	
2 Dichlorodifluoromethane	85		3.094				ND	
3 Chlorodifluoromethane	51		3.105				ND	
4 1,2-Dichloro-1,1,2,2-tetrafluoro	85		3.292				ND	
5 Chloromethane	50		3.356				ND	
6 Vinyl chloride	62		3.533				ND	
7 Butane	43		3.549				ND	U
8 Butadiene	54		3.607				ND	
9 Bromomethane	94		4.035				ND	
10 Chloroethane	64		4.212				ND	
12 Vinyl bromide	106		4.506				ND	
13 Trichlorofluoromethane	101		4.640				ND	
15 Ethanol	45		4.833				ND	
19 Acetone	43		5.453				ND	7
18 1,1-Dichloroethene	96		5.453				ND	
21 1,1,2-Trichloro-1,2,2-trifluoroe	101		5.501				ND	
22 Isopropyl alcohol	45		5.694				ND	
23 Carbon disulfide	76		5.822				ND	
25 3-Chloro-1-propene	41		6.025				ND	
26 Methylene Chloride	49		6.207				ND	
27 2-Methyl-2-propanol	59		6.389				ND	
29 trans-1,2-Dichloroethene	61		6.710				ND	
30 Methyl tert-butyl ether	73		6.737				ND	
31 Hexane	57		7.245				ND	
32 1,1-Dichloroethane	63		7.395				ND	
33 Vinyl acetate	43		7.411				ND	
34 2-Butanone (MEK)	72		8.299				ND	
35 cis-1,2-Dichloroethene	96		8.337				ND	
36 Ethyl acetate	88		8.433				ND	
* 37 Chlorobromomethane	128	8.732	8.727	0.005	86	34448	10.0	
38 Tetrahydrofuran	42		8.834				ND	

Compound	Sig	RT (min.)	Adj RT (min.)	Dlt RT (min.)	Q	Response	OnCol Amt ppb v/v	Flags
39 Chloroform	83		8.909				ND	
40 1,1,1-Trichloroethane	97		9.257				ND	
41 Cyclohexane	84		9.455				ND	
42 Carbon tetrachloride	117		9.572				ND	
S 43 1,2-Dichloroethene, Total	61		9.665				ND	7
44 Benzene	78		9.888				ND	
45 1,2-Dichloroethane	62		9.920				ND	
46 Isooctane	57		10.209				ND	
47 n-Heptane	43		10.551				ND	
* 48 1,4-Difluorobenzene	114	10.674	10.674	0.000	96	156398	10.0	
50 Trichloroethene	95		11.161				ND	
51 1,2-Dichloropropane	63		11.621				ND	
53 Dibromomethane	174		11.776				ND	
54 Methyl methacrylate	69		11.782				ND	
55 1,4-Dioxane	88		11.803				ND	
56 Dichlorobromomethane	83		12.140				ND	
58 cis-1,3-Dichloropropene	75		13.039				ND	
59 4-Methyl-2-pentanone (MIBK)	43		13.339				ND	
60 Toluene	92		13.772				ND	
65 trans-1,3-Dichloropropene	75		14.178				ND	
66 1,1,2-Trichloroethane	83		14.569				ND	
67 Tetrachloroethene	166		14.869				ND	
68 2-Hexanone	43		15.056				ND	
69 Chlorodibromomethane	129		15.366				ND	
70 Ethylene Dibromide	107		15.607				ND	
* 71 Chlorobenzene-d5	117	16.613	16.607	0.006	91	141125	10.0	
72 Chlorobenzene	112		16.671				ND	
73 Ethylbenzene	91		16.912				ND	7
74 m-Xylene & p-Xylene	106		17.196				ND	
76 o-Xylene	106		17.998				ND	
77 Styrene	104		18.025				ND	
78 Bromoform	173		18.351				ND	
79 Isopropylbenzene	105		18.801				ND	
80 1,1,2,2-Tetrachloroethane	83		19.336				ND	
S 82 Xylenes, Total	106		19.600				ND	7
83 N-Propylbenzene	91		19.635				ND	
84 2-Chlorotoluene	91		19.774				ND	
85 4-Ethyltoluene	105		19.865				ND	
86 1,3,5-Trimethylbenzene	105		19.978				ND	
89 tert-Butylbenzene	119		20.507				ND	
90 1,2,4-Trimethylbenzene	105		20.598				ND	
91 sec-Butylbenzene	105		20.866				ND	
92 1,3-Dichlorobenzene	146		21.021				ND	
93 4-Isopropyltoluene	119		21.112				ND	
94 1,4-Dichlorobenzene	146		21.176				ND	
95 Benzyl chloride	91		21.320				ND	
96 1,2-Dichlorobenzene	146		21.679				ND	
97 n-Butylbenzene	91		21.700				ND	
100 1,2,4-Trichlorobenzene	180		24.038				ND	
101 Hexachlorobutadiene	225		24.311				ND	
102 Naphthalene	128		24.455				ND	

QC Flag Legend

Processing Flags

7 - Failed Limit of Detection

Review Flags

U - Marked Undetected

Reagents:

ATTO15GIS_00018	Amount Added: 20.00	Units: mL	Run Reagent

Report Date: 18-Feb-2022 08:10:04 Chrom Revision: 2.3 18-Jan-2022 20:25:40

Eurofins Burlington

Data File:	\\chromfs\Burlington\ChromData\CHG.i\20220217-49594.b\200-49594-025.D				
Injection Date:	18-Feb-2022 05:50:30	Instrument ID:	CHG.i	Operator ID:	wrd
Lims ID:	200-61307-A-11	Lab Sample ID:	200-61307-11	Worklist Smp#:	25
Client ID:	2868				
Purge Vol:	200.000 mL	Dil. Factor:	0.2000	ALS Bottle#:	18
Method:	TO15_MasterMethod_(v1)_G	Limit Group:	AI_TO15_ICAL		

Column: RTX-624 (0.32 mm) Y Scaling: Method Defined: Scale to the Nth Largest Target: 1

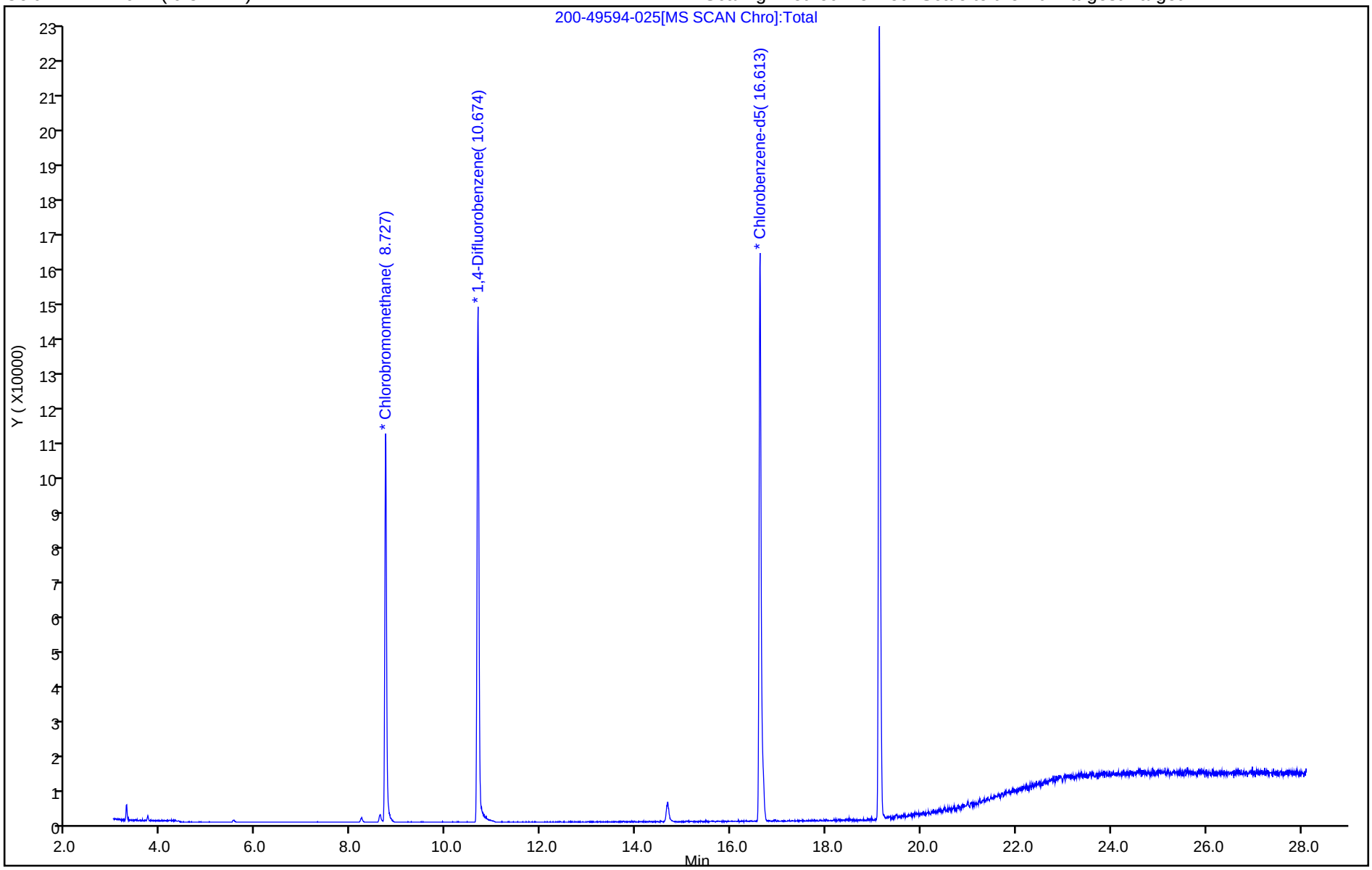

User Disabled Compound Report

Eurofins Burlington

Data File:	\\chromfs\Burlington\ChromData\CHG.i\20220217-49594.b\200-49594-025.D				
Injection Date:	18-Feb-2022 05:50:30	Instrument ID:	CHG.i		
Lims ID:	200-61307-A-11	Lab Sample ID:	200-61307-11		
Client ID:	2868				
Operator ID:	wrd	ALS Bottle#:	18	Worklist Smp#:	25
Purge Vol:	200.000 mL	Dil. Factor:	0.2000		
Method:	TO15_MasterMethod_(v1)_G	Limit Group:	AI_TO15_ICAL		
Column:	RTX-624 (0.32 mm)	Detector	MS SCAN		

7 Butane, CAS: 106-97-8

Processing Results

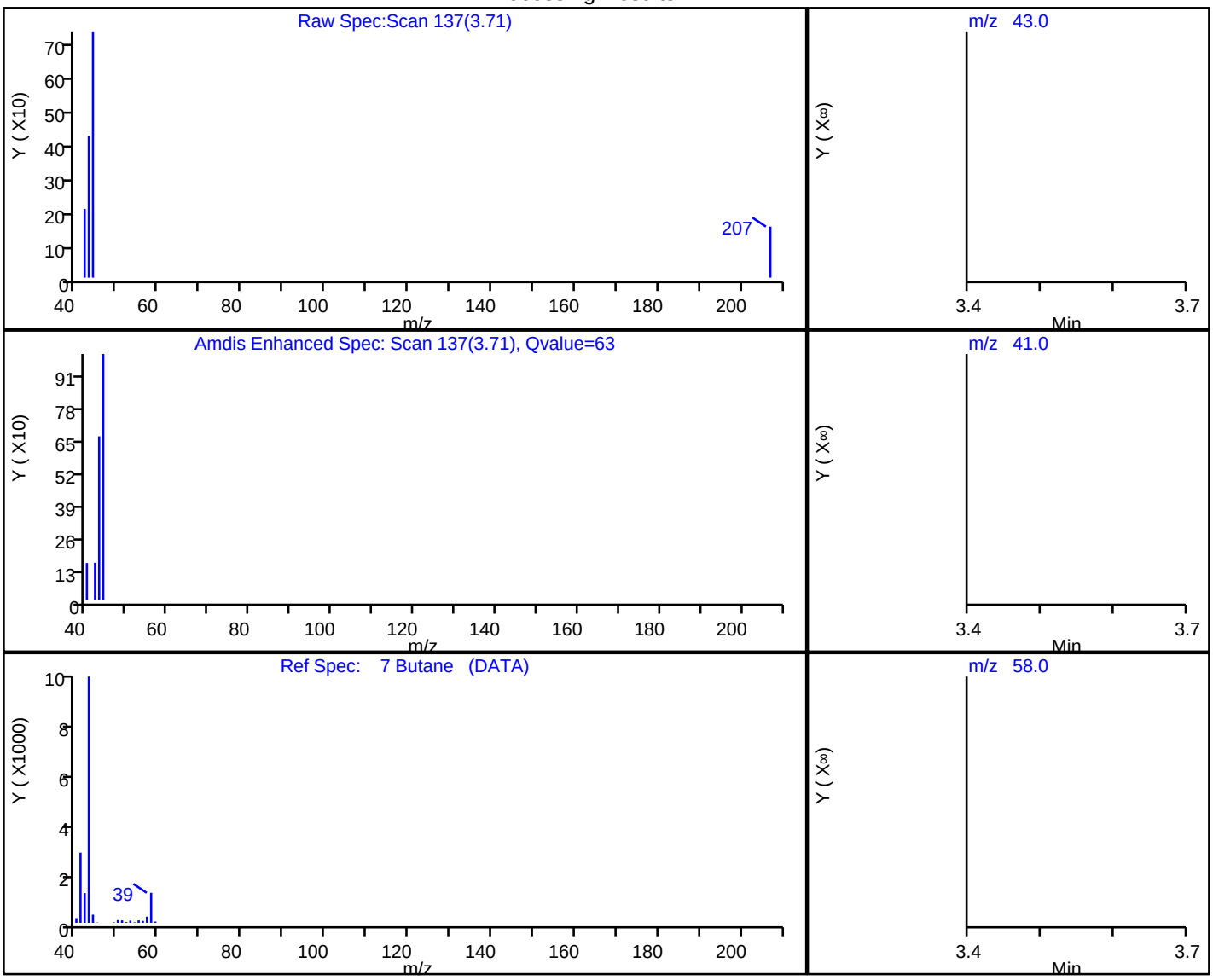

RT	Mass	Response	Amount
3.71	43.00	743	0.153564
3.55	41.00	0	
3.55	58.00	0	

Reviewer: bourdeaut, 18-Feb-2022 08:09:39

Audit Action: Marked Compound Undetected Audit Reason: Invalid Compound ID

FORM I
AIR - GC/MS VOA ORGANICS ANALYSIS DATA SHEET

Lab Name: Eurofins Burlington
Job No.: 200-61409-1
SDG No.:
Client Sample ID: 2508
Lab Sample ID: 200-61409-6
Matrix: Air
Lab File ID: 200-49594-010.D
Analysis Method: TO-15
Date Collected: 12/15/2021 00:00
Sample wt/vol: 1000(mL)
Date Analyzed: 02/17/2022 16:37
Soil Aliquot Vol:
Dilution Factor: 0.2
Soil Extract Vol.:
GC Column: RTX-624 ID: 0.32(mm)
% Moisture:
Level: (low/med) Low
Analysis Batch No.: 176799
Units: ppb v/v

CAS NO.	COMPOUND NAME	RESULT	Q	RL	RL
115-07-1	Propylene	1.0	U	1.0	1.0
75-71-8	Dichlorodifluoromethane	0.10	U	0.10	0.10
75-45-6	Freon 22	0.10	U	0.10	0.10
76-14-2	1,2-Dichlorotetrafluoroethane	0.040	U	0.040	0.040
74-87-3	Chloromethane	0.10	U	0.10	0.10
106-97-8	n-Butane	0.10	U	0.10	0.10
75-01-4	Vinyl chloride	0.040	U	0.040	0.040
106-99-0	1,3-Butadiene	0.040	U	0.040	0.040
74-83-9	Bromomethane	0.040	U	0.040	0.040
75-00-3	Chloroethane	0.10	U	0.10	0.10
593-60-2	Bromoethene(Vinyl Bromide)	0.040	U	0.040	0.040
75-69-4	Trichlorofluoromethane	0.040	U	0.040	0.040
64-17-5	Ethanol	1.0	U	1.0	1.0
76-13-1	Freon TF	0.040	U	0.040	0.040
75-35-4	1,1-Dichloroethene	0.040	U	0.040	0.040
67-64-1	Acetone	1.0	U	1.0	1.0
67-63-0	Isopropyl alcohol	1.0	U	1.0	1.0
75-15-0	Carbon disulfide	0.10	U	0.10	0.10
107-05-1	3-Chloropropene	0.10	U	0.10	0.10
75-09-2	Methylene Chloride	0.10	U	0.10	0.10
75-65-0	tert-Butyl alcohol	1.0	U	1.0	1.0
1634-04-4	Methyl tert-butyl ether	0.040	U	0.040	0.040
156-60-5	trans-1,2-Dichloroethene	0.040	U	0.040	0.040
110-54-3	n-Hexane	0.10	U	0.10	0.10
75-34-3	1,1-Dichloroethane	0.040	U	0.040	0.040
108-05-4	Vinyl acetate	1.0	U	1.0	1.0
141-78-6	Ethyl acetate	1.0	U	1.0	1.0
78-93-3	Methyl Ethyl Ketone	0.10	U	0.10	0.10
156-59-2	cis-1,2-Dichloroethene	0.040	U	0.040	0.040
540-59-0	1,2-Dichloroethene, Total	0.080	U	0.080	0.080
67-66-3	Chloroform	0.040	U	0.040	0.040
109-99-9	Tetrahydrofuran	1.0	U	1.0	1.0
71-55-6	1,1,1-Trichloroethane	0.040	U	0.040	0.040
110-82-7	Cyclohexane	0.040	U	0.040	0.040
56-23-5	Carbon tetrachloride	0.040	U	0.040	0.040

FORM I
AIR - GC/MS VOA ORGANICS ANALYSIS DATA SHEET

Lab Name: Eurofins Burlington
Job No.: 200-61409-1
SDG No.:
Client Sample ID: 2508
Lab Sample ID: 200-61409-6
Matrix: Air
Lab File ID: 200-49594-010.D
Analysis Method: TO-15
Date Collected: 12/15/2021 00:00
Sample wt/vol: 1000(mL)
Date Analyzed: 02/17/2022 16:37
Soil Aliquot Vol:
Dilution Factor: 0.2
Soil Extract Vol.:
GC Column: RTX-624 ID: 0.32(mm)
% Moisture:
Level: (low/med) Low
Analysis Batch No.: 176799
Units: ppb v/v

CAS NO.	COMPOUND NAME	RESULT	Q	RL	RL
540-84-1	2,2,4-Trimethylpentane	0.040	U	0.040	0.040
71-43-2	Benzene	0.040	U	0.040	0.040
107-06-2	1,2-Dichloroethane	0.040	U	0.040	0.040
142-82-5	n-Heptane	0.040	U	0.040	0.040
79-01-6	Trichloroethene	0.040	U	0.040	0.040
80-62-6	Methyl methacrylate	0.10	U	0.10	0.10
78-87-5	1,2-Dichloropropane	0.040	U	0.040	0.040
123-91-1	1,4-Dioxane	1.0	U	1.0	1.0
75-27-4	Bromodichloromethane	0.040	U	0.040	0.040
10061-01-5	cis-1,3-Dichloropropene	0.040	U	0.040	0.040
108-10-1	methyl isobutyl ketone	0.10	U	0.10	0.10
108-88-3	Toluene	0.040	U	0.040	0.040
10061-02-6	trans-1,3-Dichloropropene	0.040	U	0.040	0.040
79-00-5	1,1,2-Trichloroethane	0.040	U	0.040	0.040
127-18-4	Tetrachloroethene	0.040	U	0.040	0.040
591-78-6	Methyl Butyl Ketone (2-Hexanone)	0.10	U	0.10	0.10
124-48-1	Dibromochloromethane	0.040	U	0.040	0.040
106-93-4	1,2-Dibromoethane	0.040	U	0.040	0.040
108-90-7	Chlorobenzene	0.040	U	0.040	0.040
100-41-4	Ethylbenzene	0.040	U	0.040	0.040
179601-23-1	m,p-Xylene	0.10	U	0.10	0.10
95-47-6	Xylene, o-	0.040	U	0.040	0.040
1330-20-7	Xylene (total)	0.14	U	0.14	0.14
100-42-5	Styrene	0.040	U	0.040	0.040
75-25-2	Bromoform	0.040	U	0.040	0.040
98-82-8	Cumene	0.040	U	0.040	0.040
79-34-5	1,1,2,2-Tetrachloroethane	0.040	U	0.040	0.040
103-65-1	n-Propylbenzene	0.040	U	0.040	0.040
622-96-8	4-Ethyltoluene	0.040	U	0.040	0.040
108-67-8	1,3,5-Trimethylbenzene	0.040	U	0.040	0.040
95-49-8	2-Chlorotoluene	0.040	U	0.040	0.040
98-06-6	tert-Butylbenzene	0.040	U	0.040	0.040
95-63-6	1,2,4-Trimethylbenzene	0.040	U	0.040	0.040
135-98-8	sec-Butylbenzene	0.040	U	0.040	0.040
99-87-6	4-Isopropyltoluene	0.040	U	0.040	0.040

FORM I
AIR - GC/MS VOA ORGANICS ANALYSIS DATA SHEET

Lab Name: Eurofins Burlington
Job No.: 200-61409-1
SDG No.:
Client Sample ID: 2508
Lab Sample ID: 200-61409-6
Matrix: Air
Lab File ID: 200-49594-010.D
Analysis Method: TO-15
Date Collected: 12/15/2021 00:00
Sample wt/vol: 1000(mL)
Date Analyzed: 02/17/2022 16:37
Soil Aliquot Vol:
Dilution Factor: 0.2
Soil Extract Vol.:
GC Column: RTX-624 ID: 0.32(mm)
% Moisture:
Level: (low/med) Low
Analysis Batch No.: 176799
Units: ppb v/v

CAS NO.	COMPOUND NAME	RESULT	Q	RL	RL
541-73-1	1,3-Dichlorobenzene	0.040	U	0.040	0.040
106-46-7	1,4-Dichlorobenzene	0.040	U	0.040	0.040
100-44-7	Benzyl chloride	0.040	U	0.040	0.040
104-51-8	n-Butylbenzene	0.040	U	0.040	0.040
95-50-1	1,2-Dichlorobenzene	0.040	U	0.040	0.040
120-82-1	1,2,4-Trichlorobenzene	0.10	U	0.10	0.10
87-68-3	Hexachlorobutadiene	0.040	U	0.040	0.040
91-20-3	Naphthalene	0.10	U	0.10	0.10

Eurofins Burlington
Target Compound Quantitation Report

Data File: \\chromfs\Burlington\ChromData\CHG.i\20220217-49594.b\200-49594-010.D
Lims ID: 200-61409-A-6
Client ID: 2508
Sample Type: Client
Inject. Date: 17-Feb-2022 16:37:30 ALS Bottle#: 3 Worklist Smp#: 10
Purge Vol: 200.000 mL Dil. Factor: 0.2000
Sample Info: 200-0049594-010
Misc. Info.: 61409-6
Operator ID: wrd Instrument ID: CHG.i

Method: \\chromfs\Burlington\ChromData\CHG.i\20220217-49594.b\TO15_MasterMethod_(v1)_G.m
Limit Group: AI_TO15_ICAL
Last Update: 18-Feb-2022 09:23:18 Calib Date: 20-Jan-2022 01:42:30
Integrator: RTE ID Type: Deconvolution ID
Quant Method: Internal Standard Quant By: Initial Calibration
Last ICal File: \\chromfs\Burlington\ChromData\CHG.i\20220119-49267.b\200-49267-014.D

Column 1 : RTX-624 (0.32 mm) Det: MS SCAN
Process Host: CTX1602

First Level Reviewer: bunmaa Date: 18-Feb-2022 09:23:18

Compound	Sig	RT (min.)	Adj RT (min.)	Dlt RT (min.)	Q	Response	OnCol Amt ppb v/v	Flags
1 Propene	41		3.046				ND	
2 Dichlorodifluoromethane	85		3.094				ND	
3 Chlorodifluoromethane	51		3.105				ND	
4 1,2-Dichloro-1,1,2,2-tetrafluoro	85		3.292				ND	
5 Chloromethane	50		3.356				ND	
6 Vinyl chloride	62		3.533				ND	
7 Butane	43		3.549				ND	U
8 Butadiene	54		3.607				ND	
9 Bromomethane	94		4.035				ND	
10 Chloroethane	64		4.212				ND	
12 Vinyl bromide	106		4.506				ND	
13 Trichlorofluoromethane	101		4.640				ND	
15 Ethanol	45		4.833				ND	MU
19 Acetone	43		5.453				ND	7
18 1,1-Dichloroethene	96		5.453				ND	
21 1,1,2-Trichloro-1,2,2-trifluoroe	101		5.501				ND	
22 Isopropyl alcohol	45		5.694				ND	
23 Carbon disulfide	76		5.822				ND	
25 3-Chloro-1-propene	41		6.025				ND	
26 Methylene Chloride	49		6.207				ND	
27 2-Methyl-2-propanol	59		6.389				ND	
29 trans-1,2-Dichloroethene	61		6.710				ND	
30 Methyl tert-butyl ether	73		6.737				ND	
31 Hexane	57		7.245				ND	
32 1,1-Dichloroethane	63		7.395				ND	
33 Vinyl acetate	43		7.411				ND	
34 2-Butanone (MEK)	72		8.299				ND	
35 cis-1,2-Dichloroethene	96		8.337				ND	
36 Ethyl acetate	88		8.433				ND	
* 37 Chlorobromomethane	128	8.732	8.727	0.005	85	34869	10.0	
38 Tetrahydrofuran	42		8.834				ND	

Compound	Sig	RT (min.)	Adj RT (min.)	Dlt RT (min.)	Q	Response	OnCol Amt ppb v/v	Flags
39 Chloroform	83		8.909				ND	
40 1,1,1-Trichloroethane	97		9.257				ND	
41 Cyclohexane	84		9.455				ND	
42 Carbon tetrachloride	117		9.572				ND	
S 43 1,2-Dichloroethene, Total	61		9.665				ND	7
44 Benzene	78		9.888				ND	
45 1,2-Dichloroethane	62		9.920				ND	
46 Isooctane	57		10.209				ND	
47 n-Heptane	43		10.551				ND	
* 48 1,4-Difluorobenzene	114	10.674	10.674	0.000	96	167531	10.0	
50 Trichloroethene	95		11.161				ND	
51 1,2-Dichloropropane	63		11.621				ND	
53 Dibromomethane	174		11.776				ND	
54 Methyl methacrylate	69		11.782				ND	
55 1,4-Dioxane	88		11.803				ND	
56 Dichlorobromomethane	83		12.140				ND	
58 cis-1,3-Dichloropropene	75		13.039				ND	
59 4-Methyl-2-pentanone (MIBK)	43		13.339				ND	
60 Toluene	92		13.772				ND	
65 trans-1,3-Dichloropropene	75		14.178				ND	
66 1,1,2-Trichloroethane	83		14.569				ND	
67 Tetrachloroethene	166		14.869				ND	
68 2-Hexanone	43		15.056				ND	
69 Chlorodibromomethane	129		15.366				ND	
70 Ethylene Dibromide	107		15.607				ND	
* 71 Chlorobenzene-d5	117	16.607	16.607	0.000	91	148473	10.0	
72 Chlorobenzene	112		16.671				ND	
73 Ethylbenzene	91		16.912				ND	U
74 m-Xylene & p-Xylene	106		17.196				ND	
76 o-Xylene	106		17.998				ND	
77 Styrene	104		18.025				ND	
78 Bromoform	173		18.351				ND	
79 Isopropylbenzene	105		18.801				ND	
80 1,1,2,2-Tetrachloroethane	83		19.336				ND	
S 82 Xylenes, Total	106		19.600				ND	7
83 N-Propylbenzene	91		19.635				ND	
84 2-Chlorotoluene	91		19.774				ND	
85 4-Ethyltoluene	105		19.865				ND	
86 1,3,5-Trimethylbenzene	105		19.978				ND	
89 tert-Butylbenzene	119		20.507				ND	
90 1,2,4-Trimethylbenzene	105		20.598				ND	
91 sec-Butylbenzene	105		20.866				ND	
92 1,3-Dichlorobenzene	146		21.021				ND	
93 4-Isopropyltoluene	119		21.112				ND	7
94 1,4-Dichlorobenzene	146		21.176				ND	
95 Benzyl chloride	91		21.320				ND	
96 1,2-Dichlorobenzene	146		21.679				ND	
97 n-Butylbenzene	91		21.700				ND	
100 1,2,4-Trichlorobenzene	180		24.038				ND	
101 Hexachlorobutadiene	225		24.311				ND	
102 Naphthalene	128		24.455				ND	

QC Flag Legend

Processing Flags

7 - Failed Limit of Detection

Review Flags

M - Manually Integrated

U - Marked Undetected

Reagents:

ATTO15GIS_00018	Amount Added: 20.00	Units: mL	Run Reagent

Report Date: 18-Feb-2022 09:23:18 Chrom Revision: 2.3 18-Jan-2022 20:25:40

Eurofins Burlington

Data File:	\\chromfs\Burlington\ChromData\CHG.i\20220217-49594.b\200-49594-010.D				
Injection Date:	17-Feb-2022 16:37:30	Instrument ID:	CHG.i	Operator ID:	wrd
Lims ID:	200-61409-A-6	Lab Sample ID:	200-61409-6	Worklist Smp#:	10
Client ID:	2508				
Purge Vol:	200.000 mL	Dil. Factor:	0.2000	ALS Bottle#:	3
Method:	TO15_MasterMethod_(v1)_G	Limit Group:	AI_TO15_ICAL		

Column: RTX-624 (0.32 mm) Y Scaling: Method Defined: Scale to the Nth Largest Target: 1

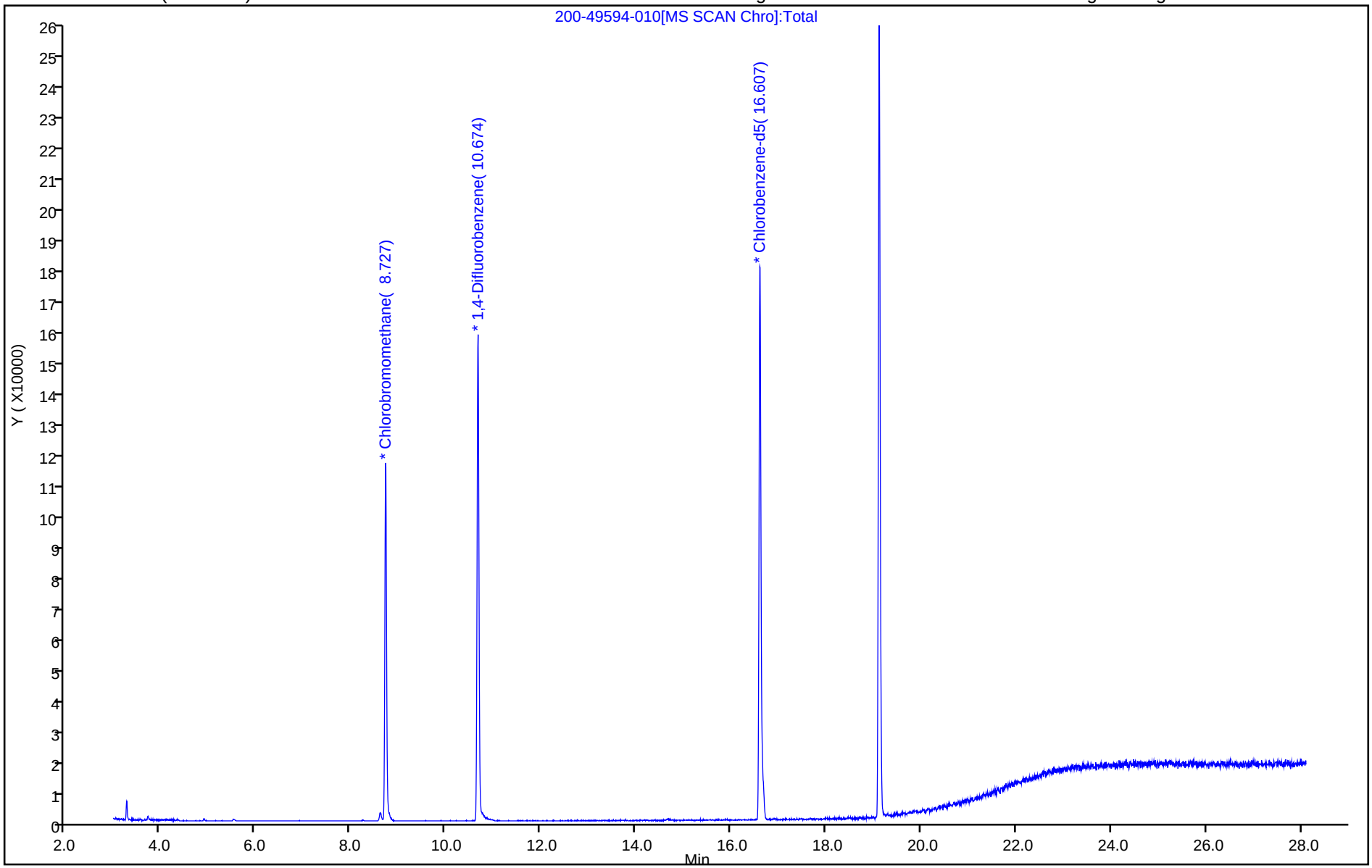

User Disabled Compound Report

Eurofins Burlington

Data File:	\\chromfs\Burlington\ChromData\CHG.i\20220217-49594.b\200-49594-010.D				
Injection Date:	17-Feb-2022 16:37:30	Instrument ID:	CHG.i		
Lims ID:	200-61409-A-6	Lab Sample ID:	200-61409-6		
Client ID:	2508				
Operator ID:	wrd	ALS Bottle#:	3	Worklist Smp#:	10
Purge Vol:	200.000 mL	Dil. Factor:	0.2000		
Method:	TO15_MasterMethod_(v1)_G	Limit Group:	AI_TO15_ICAL		
Column:	RTX-624 (0.32 mm)	Detector	MS SCAN		

7 Butane, CAS: 106-97-8

Processing Results

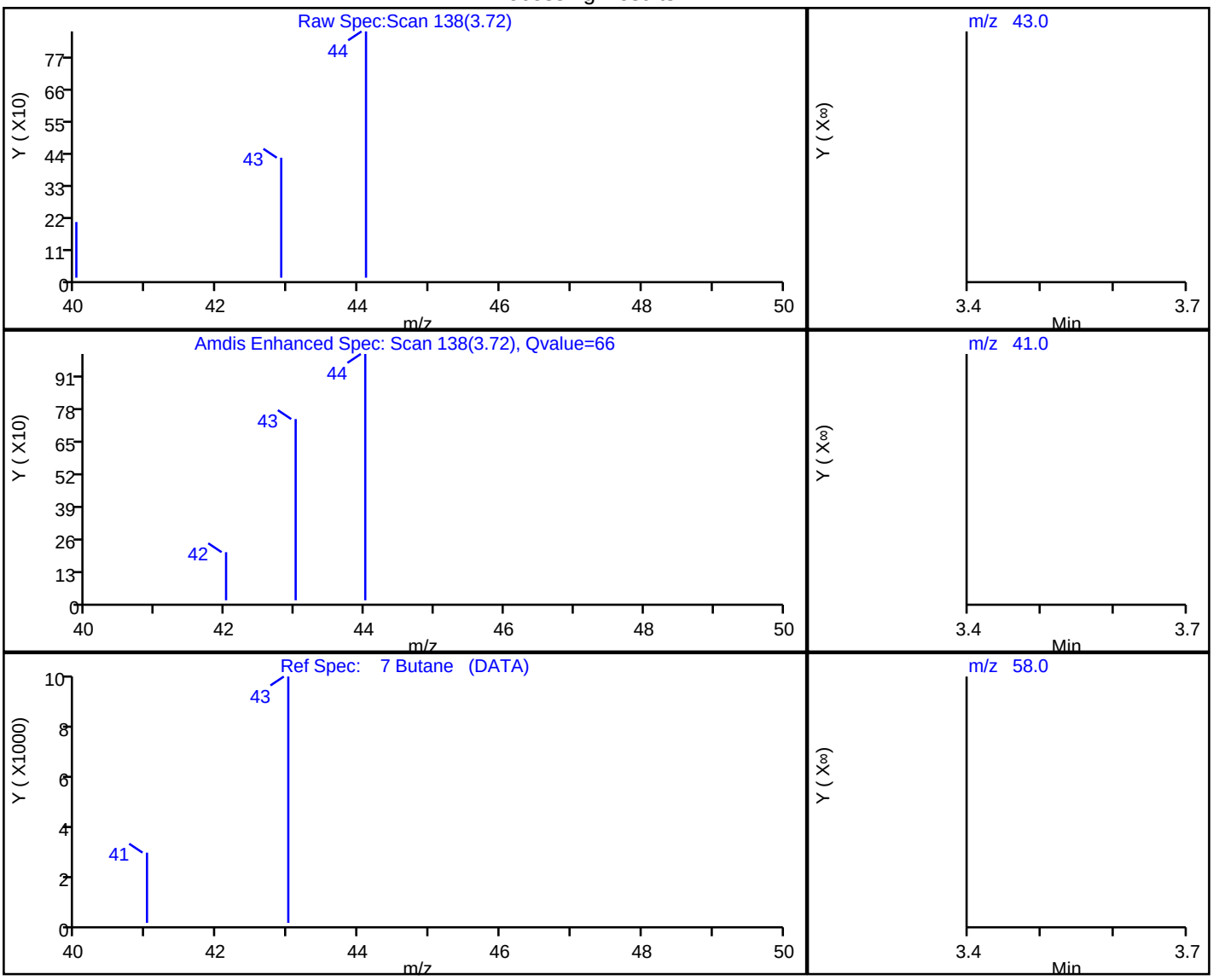

RT	Mass	Response	Amount
3.72	43.00	758	0.154773
3.55	41.00	0	
3.55	58.00	0	

Reviewer: bunmaa, 18-Feb-2022 09:21:04

Audit Action: Marked Compound Undetected Audit Reason: Invalid Compound ID

User Disabled Compound Report

Eurofins Burlington

Data File:	\\chromfs\Burlington\ChromData\CHG.i\20220217-49594.b\200-49594-010.D				
Injection Date:	17-Feb-2022 16:37:30	Instrument ID:	CHG.i		
Lims ID:	200-61409-A-6	Lab Sample ID:	200-61409-6		
Client ID:	2508				
Operator ID:	wrd	ALS Bottle#:	3	Worklist Smp#:	10
Purge Vol:	200.000 mL	Dil. Factor:	0.2000		
Method:	TO15_MasterMethod_(v1)_G	Limit Group:	AI_TO15_ICAL		
Column:	RTX-624 (0.32 mm)	Detector	MS SCAN		

15 Ethanol, CAS: 64-17-5

Processing Results

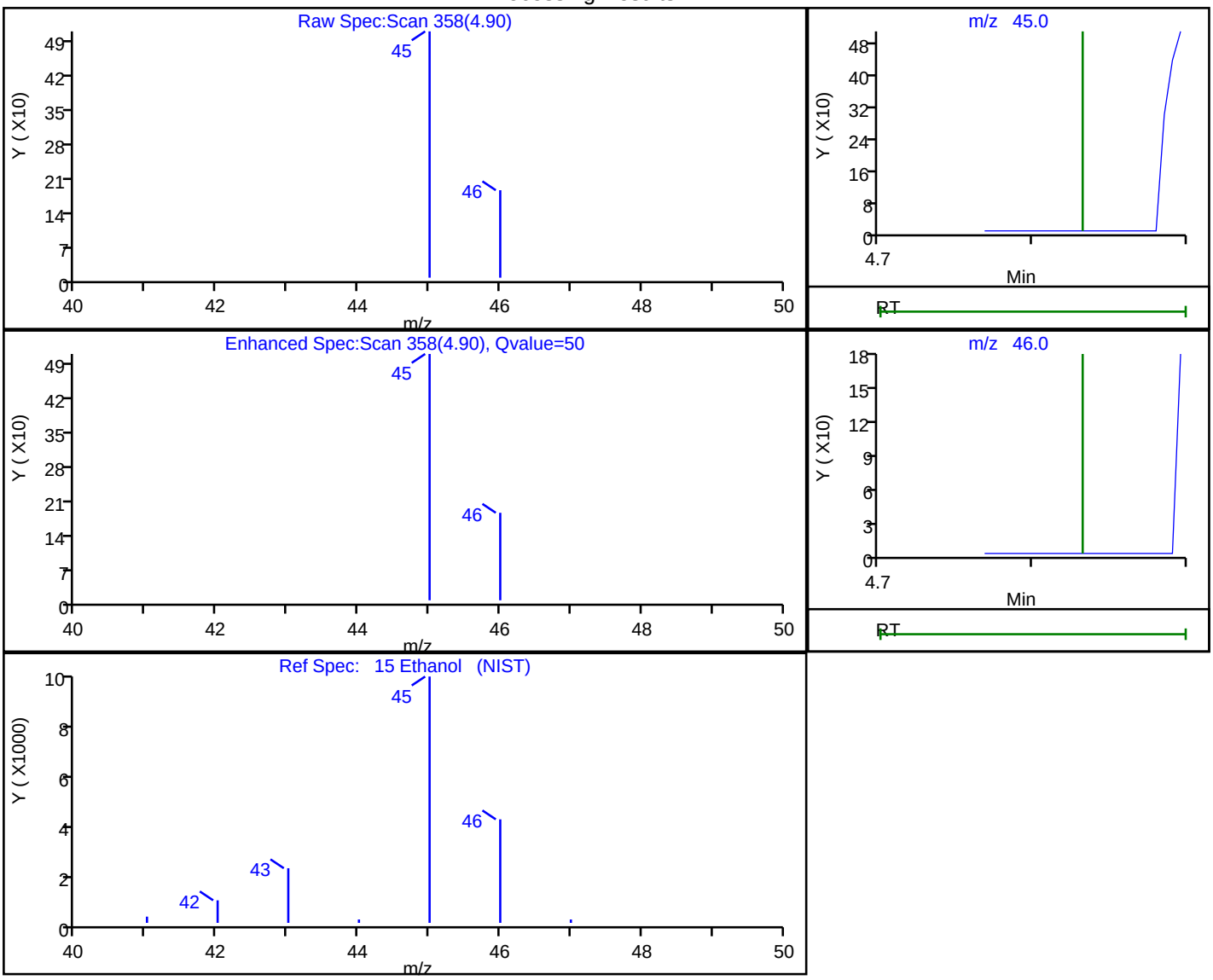

RT	Mass	Response	Amount
4.90	45.00	536	0.311494
4.90	46.00	122	

Reviewer: bunmaa, 18-Feb-2022 09:21:42

Audit Action: Marked Compound Undetected Audit Reason: Invalid Compound ID

User Disabled Compound Report

Eurofins Burlington

Data File:	\\chromfs\Burlington\ChromData\CHG.i\20220217-49594.b\200-49594-010.D				
Injection Date:	17-Feb-2022 16:37:30	Instrument ID:	CHG.i		
Lims ID:	200-61409-A-6	Lab Sample ID:	200-61409-6		
Client ID:	2508				
Operator ID:	wrd	ALS Bottle#:	3	Worklist Smp#:	10
Purge Vol:	200.000 mL	Dil. Factor:	0.2000		
Method:	TO15_MasterMethod_(v1)_G	Limit Group:	AI_TO15_ICAL		
Column:	RTX-624 (0.32 mm)	Detector	MS SCAN		

73 Ethylbenzene, CAS: 100-41-4

Processing Results

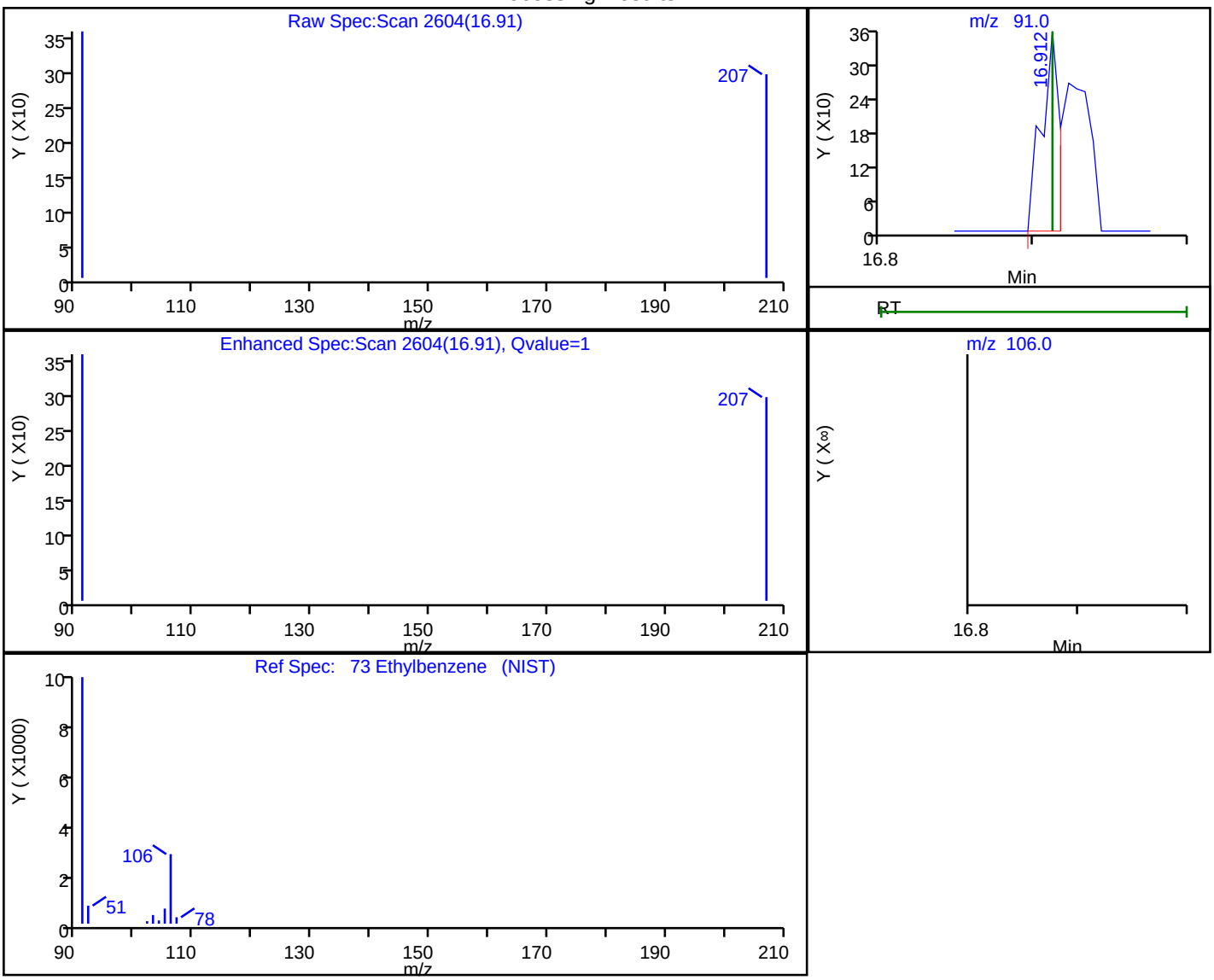

RT	Mass	Response	Amount
16.91	91.00	284	0.015338
16.91	106.00	0	

Reviewer: bunmaa, 18-Feb-2022 09:22:46

Audit Action: Marked Compound Undetected Audit Reason: Invalid Compound ID

Summa Canister Dilution Worksheet

Client: GHD Services Inc.
Project/Site: 058507, GM-Lockport SSOW 256042

Job No.: 200-62391-1

Lab Sample ID	Canister Volume (L)	Preadjusted Pressure ("Hg)	Preadjusted Pressure (atm)	Preadjusted Volume (L)	Adjusted Pressure (psig)	Adjusted Pressure (atm)	Adjusted Volume (L)	Initial Volume (mL)	Dilution Factor	Final Dilution Factor	Pressure Gauge ID	Date	Analyst Initals
200-62391-2	6	-11	0.63	3.79	-2.5	0.83	4.98		1.31	1.31	g26	03/07/22 12:52	VTP
200-62391-5	6	-11.2	0.63	3.75	-2.5	0.83	4.98		1.33	1.33	g26	03/08/22 11:12	VTP

Formulae:

Preadjusted Volume (L) = ((Preadjusted Pressure ("Hg) + 29.92 "Hg) * Vol L) / 29.92 "Hg
Adjusted Volume (L) = ((Adjusted Pressure (psig) + 14.7 psig)* Vol L) / 14.7 psig
Dilution Factor = Adjusted Volume (L) / Preadjusted Volume (L)

Where:

29.92 "Hg = Standard atmospheric pressure in inches of Mercury (“Hg)
14.7 psig = Standard atmospheric pressure in pounds per square inch gauge (psig)

Technical Memorandum

21 April 2022

To	Denis Conley [dconley@haleyaldrich.com]	**Tel**	716-205-1942
Copy to	Claire Mondello [cmondello@haleyaldrich.com] Tom Bohlen [thomas.bohlen@gza.com]	**Email**	Kathleen.willy@ghd.com
From	Kathy Willy/cs/302	**Ref. No.**	058507-256042
Subject	Analytical Results and Reduced Validation Quarterly Air Sampling GM Components Holdings (GMCH) Lockport, New York February-March 2022		

1. Introduction

This document details a reduced validation of analytical results for air samples collected in support of the Quarterly Air Sampling Event at the GM-Lockport site during February-March 2022. Samples were submitted to Eurofins TestAmerica Laboratory, Inc. located in South Burlington, Vermont. A sample collection and analysis summary is presented in Table 1. The validated analytical results are summarized in Table 2. A summary of the analytical methodology is presented in Table 3.

Standard Level II report deliverables were submitted by the laboratory. The final results and supporting quality assurance/quality control (QA/QC) data were assessed. Evaluation of the data was based on information obtained from the chain of custody form, finished report forms, method blank data, and recovery data from laboratory control samples (LCS).

The QA/QC criteria by which these data have been assessed are outlined in the analytical method referenced in Table 3 and applicable guidance from the document entitled:

i) "National Functional Guidelines for Superfund Organic Methods Data Review", EPA-540-R-2016-002, September 2016

This item will subsequently be referred to as the "Guidelines" in this Memorandum.

2. Sample Holding Time and Preservation

The sample holding time criterion for the analysis is summarized in Table 3. The sample chain of custody document and analytical report were used to determine sample holding times. All samples were prepared and analyzed within the required holding times.

All samples were properly received and stored by the laboratory. All canisters were within acceptable canister pressure range, indicating the samples were still under vacuum upon receipt.

3. Laboratory Method Blank Analyses

Method blanks are prepared from a purified matrix and analyzed with investigative samples to determine the existence and magnitude of sample contamination introduced during the analytical procedures.

For this study, laboratory method blanks were analyzed at a minimum frequency of 1 per 20 investigative samples and/or 1 per analytical batch.

All method blank results were non-detect, indicating that laboratory contamination was not a factor for this investigation with the exception of low concentrations of 1,2,4-trimethylbenzene and n-butylbenzene in two of the blanks. All associated sample results were non-detect and no qualification of the data was required.

4. Laboratory Control Sample Analyses (LCS)

LCS are prepared and analyzed as samples to assess the analytical efficiencies of the methods employed, independent of sample matrix effects.

For this study, LCS were analyzed at a minimum frequency of 1 per 20 investigative samples and/or 1 per analytical batch.

The LCS contained all compounds of interest. Most LCS recoveries were within the laboratory control limits, demonstrating acceptable analytical accuracy. One high recovery was reported for 4-methyl-2-pentanone. All associated sample results were non-detect and would not have been impacted by the implied high bias. Some low recoveries were also reported. No final sample results were associated with these recoveries and no qualification of the data was required.

5. Field QA/QC Samples

Field QA/QC samples were not submitted with the investigative samples for this event.

6. Analyte Reporting

The laboratory reported detected results down to the laboratory's method detection limit (MDL) for each analyte. Positive analyte detections less than the RL but greater than the MDL were qualified as estimated (J) in Table 2 unless qualified otherwise in this memorandum. Non-detect results were presented as non-detect at the RL in Table 2.

7. Conclusion

Based on the assessment detailed in the foregoing, the data summarized in Table 2 are acceptable without qualification.

Regards,

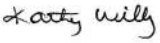

Kathy Willy
Digital Intelligence-Data Management-Chemist

Table 1

Sample Collection and Analysis Summary
Quarterly Air Sampling
GM Components Holdings (GMCH)
Lockport, New York
February-March 2022

Sample Identification	Location	Matrix	Collection Date (mm/dd/yyyy)	Collection Time (hr:min)	Analysis/Parameters	
					VOCs - TO-14A	VOCs - TO-15
7W-3-022822	Blower 7W-3	Blower Effluent	02/28/2022	13:20	x	
7W-7-022822	Blower 7W-7	Blower Effluent	02/28/2022	13:30	x	
8-3-022822	Blower 8-3	Blower Effluent	02/28/2022	11:35	x	
7E-IA-1-2022	7E-IA-1	Indoor Air	03/02/2022	15:48		x
7E-IA-2-2022	7E-IA-2	Indoor Air	03/02/2022	15:49		x
7W-IA-1-2022	7W-IA-1	Indoor Air	03/02/2022	15:42		x
7W-IA-2-2022	7W-IA-2	Indoor Air	03/02/2022	15:31		x
7W-IA-3-2022	7W-IA-3	Indoor Air	03/02/2022	15:40		x
7W-IA-4-2022	7W-IA-4	Indoor Air	03/02/2022	15:52		x
7W-IA-5-2022	7W-IA-5	Indoor Air	03/02/2022	15:45		x
OA-2-2022	OA-2	Outdoor Air	03/02/2022	14:47		x
10-IA-1-2022	10-IA-1	Indoor Air	03/01/2022	15:11		x
10-IA-2-2022	10-IA-2	Indoor Air	03/01/2022	13:58		x
7A-IA-1-2022	7A-IA-1	Indoor Air	03/01/2022	16:08		x
7A-IA-2-2022	7A-IA-2	Indoor Air	03/01/2022	15:27		x
8-IA-1-2022	8-IA-1	Indoor Air	03/01/2022	15:18		x
8-IA-2-2022	8-IA-2	Indoor Air	03/01/2022	15:46		x
OA-1-2022	OA-1	Outdoor Air	03/01/2022	15:07		x

Notes:

VOCs - Volatile Organic Compounds

Table 2

Analytical Results Summary
Quarterly Air Sampling
GM Components Holdings (GMCH)
Lockport, New York
February - March 2022

Location ID:		10-IA-1	10-IA-2	7A-IA-1	7A-IA-2	7E-IA-1	7E-IA-2	7W-IA-1	7W-IA-2	7W-IA-3
Sample Name:		**10-IA-1-2022**	**10-IA-2-2022**	**7A-IA-1-2022**	**7A-IA-2-2022**	**7E-IA-1-2022**	**7E-IA-2-2022**	**7W-IA-1-2022**	**7W-IA-2-2022**	**7W-IA-3-2022**
Sample Date:		**03/01/2022**	**03/01/2022**	**03/01/2022**	**03/01/2022**	**03/02/2022**	**03/02/2022**	**03/02/2022**	**03/02/2022**	**03/02/2022**
Parameters	**Unit**									
Volatile Organic Compounds										
1,1,1-Trichloroethane	µg/m3	1.1 U	1.1 U	1.1 U	1.1 U	1.1 U	1.1 U	1.1 U	1.1 U	1.1 U
1,1,2,2-Tetrachloroethane	µg/m3	1.4 U	1.4 U	1.4 U	1.4 U	1.4 U	1.4 U	1.4 U	1.4 U	1.4 U
1,1,2-Trichloroethane	µg/m3	1.1 U	1.1 U	1.1 U	1.1 U	1.1 U	1.1 U	1.1 U	1.1 U	1.1 U
1,1-Dichloroethane	µg/m3	0.81 U	0.81 U	0.81 U	0.81 U	0.81 U	0.81 U	0.81 U	0.81 U	0.81 U
1,1-Dichloroethene	µg/m3	0.79 U	0.79 U	0.79 U	0.79 U	0.79 U	0.79 U	0.79 U	0.79 U	0.79 U
1,2,4-Trichlorobenzene	µg/m3	3.7 U	3.7 U	3.7 U	3.7 U	3.7 U	3.7 U	3.7 U	3.7 U	3.7 U
1,2,4-Trimethylbenzene	µg/m3	0.98 U	0.98 U	0.98 U	0.98 U	3.9	0.41 J	0.98 U	0.98 U	0.29 J
1,2-Dibromoethane (Ethylene dibromide)	µg/m3	1.5 U	1.5 U	1.5 U	1.5 U	1.5 U	1.5 U	1.5 U	1.5 U	1.5 U
1,2-Dichlorobenzene	µg/m3	1.2 U	1.2 U	1.2 U	1.2 U	1.2 U	1.2 U	1.2 U	1.2 U	1.2 U
1,2-Dichloroethane	µg/m3	0.81 U	0.81 U	0.81 U	0.81 U	0.81 U	0.81 U	0.81 U	0.81 U	0.81 U
1,2-Dichloroethene (total)	µg/m3	1.6 U	1.6 U	1.6 U	1.6 U	0.98 J	1.9	1.6 U	1.6 U	1.6 U
1,2-Dichloropropane	µg/m3	0.92 U	0.92 U	0.92 U	0.92 U	0.92 U	0.92 U	0.92 U	0.92 U	0.92 U
1,2-Dichlorotetrafluoroethane (CFC 114)	µg/m3	1.4 U	1.4 U	1.4 U	1.4 U	1.4 U	1.4 U	1.4 U	1.4 U	1.4 U
1,3,5-Trimethylbenzene	µg/m3	0.98 U	0.98 U	0.98 U	0.98 U	1.2	0.98 U	0.98 U	0.98 U	0.98 U
1,3-Butadiene	µg/m3	0.49	0.53	0.44 U	0.44 U	0.15 J	0.16 J	1.2	1.4	0.37 J
1,3-Dichlorobenzene	µg/m3	1.2 U	1.2 U	1.2 U	1.2 U	1.2 U	1.2 U	1.2 U	1.2 U	1.2 U
1,4-Dichlorobenzene	µg/m3	1.2 U	1.2 U	1.2 U	1.2 U	1.2 U	1.2 U	1.2 U	1.2 U	1.2 U
1,4-Dioxane	µg/m3	18 U	18 U	18 U	18 U	18 U	18 U	18 U	18 U	18 U
2,2,4-Trimethylpentane	µg/m3	0.93 U	0.93 U	0.93 U	0.93 U	0.93 U	0.17 J	0.93 U	0.93 U	0.93 U
2-Butanone (Methyl ethyl ketone) (MEK)	µg/m3	0.89 J	1.0 J	1.5 U	0.64 J	0.65 J	1.5 U	0.68 J	0.80 J	0.83 J
2-Chlorotoluene	µg/m3	1.0 U	1.0 U	1.0 U	1.0 U	1.0 U	1.0 U	1.0 U	1.0 U	1.0 U
2-Hexanone	µg/m3	2.0 U	2.0 U	2.0 U	2.0 U	2.0 U	2.0 U	2.0 U	2.0 U	2.0 U
2-Phenylbutane (sec-Butylbenzene)	µg/m3	1.1 U	1.1 U	1.1 U	1.1 U	0.47 J	1.1 U	1.1 U	1.1 U	1.1 U
4-Ethyl toluene	µg/m3	0.98 U	0.98 U	0.98 U	0.98 U	1.0	0.98 U	0.98 U	0.98 U	0.98 U
4-Methyl-2-pentanone (Methyl isobutyl ketone) (MIBK)	µg/m3	2.0 U	2.0 U	2.0 U	2.0 U	2.0 U	2.0 U	2.0 U	2.0 U	2.0 U
Acetone	µg/m3	130	310	7.0 J	13	6.7 J	6.2 J	20	21	30
Allyl chloride	µg/m3	1.6 U	1.6 U	1.6 U	1.6 U	1.6 U	1.6 U	1.6 U	1.6 U	1.6 U
Benzene	µg/m3	1.3	1.8	0.64 U	0.45 J	0.58 J	0.56 J	0.65	0.73	0.64

Table 2

Analytical Results Summary
Quarterly Air Sampling
GM Components Holdings (GMCH)
Lockport, New York
February - March 2022

Location ID:		10-IA-1	10-IA-2	7A-IA-1	7A-IA-2	7E-IA-1	7E-IA-2	7W-IA-1	7W-IA-2	7W-IA-3
Sample Name:		10-IA-1-2022	10-IA-2-2022	7A-IA-1-2022	7A-IA-2-2022	7E-IA-1-2022	7E-IA-2-2022	7W-IA-1-2022	7W-IA-2-2022	7W-IA-3-2022
Sample Date:		03/01/2022	03/01/2022	03/01/2022	03/01/2022	03/02/2022	03/02/2022	03/02/2022	03/02/2022	03/02/2022
Parameters	**Unit**									
Volatile Organic Compounds										
Benzyl chloride	µg/m3	1.0 U	1.0 U	1.0 U	1.0 U	1.0 U	1.0 U	1.0 U	1.0 U	1.0 U
Bromodichloromethane	µg/m3	1.3 U	1.3 U	1.3 U	1.3 U	1.3 U	1.3 U	1.3 U	1.3 U	1.3 U
Bromoform	µg/m3	2.1 U	2.1 U	2.1 U	2.1 U	2.1 U	2.1 U	2.1 U	2.1 U	2.1 U
Bromomethane (Methyl bromide)	µg/m3	0.78 U	0.78 U	0.78 U	0.78 U	0.78 U	0.78 U	0.78 U	0.78 U	0.78 U
Butane	µg/m3	4.2	4.5	1.9	15	1.9	2.2	6.0	6.9	8.9
Carbon disulfide	µg/m3	1.6 U	1.6 U	1.6 U	1.6 U	1.6 U	1.6 U	1.6 U	1.6 U	1.6 U
Carbon tetrachloride	µg/m3	0.32 J	0.38 J	1.3 U	0.49 J	0.40 J	0.38 J	0.35 J	0.35 J	0.39 J
Chlorobenzene	µg/m3	0.92 U	0.25 J	0.92 U	0.92 U	0.92 U	0.92 U	0.92 U	0.92 U	0.92 U
Chlorodifluoromethane	µg/m3	1.3 J	1.4 J	1.5 J	5.7	3.3	7.1	1.7 J	1.9	2.6
Chloroethane	µg/m3	1.3 U	1.3 U	1.3 U	1.3 U	1.3 U	1.3 U	1.3 U	1.3 U	1.3 U
Chloroform (Trichloromethane)	µg/m3	0.98 U	0.98 U	0.98 U	0.29 J	0.98 U	0.98 U	0.98 U	0.98 U	0.98 U
Chloromethane (Methyl chloride)	µg/m3	1.3	1.5	1.3	1.3	1.2	1.2	1.5	1.4	1.5
cis-1,2-Dichloroethene	µg/m3	0.59 J	0.60 J	0.79 U	0.79 U	0.98	1.9	0.61 J	0.32 J	0.34 J
cis-1,3-Dichloropropene	µg/m3	0.91 U	0.91 U	0.91 U	0.91 U	0.91 U	0.91 U	0.91 U	0.91 U	0.91 U
Cyclohexane	µg/m3	0.59 J	1.5	0.69 U	0.69 U	0.67 J	0.69 U	0.90	0.65 J	0.39 J
Cymene (p-Isopropyltoluene)	µg/m3	1.1 U	0.40 J	1.1 U	1.1 U	1.1 U	1.1 U	1.1 U	1.1 U	1.1 U
Dibromochloromethane	µg/m3	1.7 U	1.7 U	1.7 U	1.7 U	1.7 U	1.7 U	1.7 U	1.7 U	1.7 U
Dichlorodifluoromethane (CFC-12)	µg/m3	2.4 J	2.7	2.5	2.5	2.4 J	2.2 J	3.0	3.1	4.5
Ethylbenzene	µg/m3	0.87 U	0.47 J	0.87 U	0.87 U	1.8	0.87 U	0.87 U	0.87 U	0.87 U
Hexachlorobutadiene	µg/m3	2.1 U	2.1 U	2.1 U	2.1 U	2.1 U	2.1 U	2.1 U	2.1 U	2.1 U
Hexane	µg/m3	110	200	1.8 U	1.8 U	0.92 J	1.8 U	0.91 J	1.8 U	1.3 J
Isopropyl alcohol	µg/m3	7.7 J	8.8 J	12 U	11 J	56	55	66	98	160
Isopropyl benzene	µg/m3	0.98 U	0.98 U	0.98 U	0.98 U	0.55 J	0.98 U	0.98 U	0.98 U	0.98 U
m&p-Xylenes	µg/m3	0.84 J	0.89 J	2.2 U	2.2 U	6.3	2.2 U	2.2 U	2.2 U	2.2 U
Methyl methacrylate	µg/m3	2.0 U	2.0 U	2.0 U	2.0 U	18	45	2.0 U	2.0 U	2.0 U
Methyl tert butyl ether (MTBE)	µg/m3	0.72 U	0.72 U	0.72 U	0.72 U	0.72 U	0.72 U	0.72 U	0.72 U	0.72 U
Methylene chloride	µg/m3	1.1 J	0.71 J	0.99 J	0.73 J	2.8	0.91 J	2.0	0.96 J	4.4

Table 2

Analytical Results Summary
Quarterly Air Sampling
GM Components Holdings (GMCH)
Lockport, New York
February - March 2022

Location ID:		10-IA-1	10-IA-2	7A-IA-1	7A-IA-2	7E-IA-1	7E-IA-2	7W-IA-1	7W-IA-2	7W-IA-3
Sample Name:		10-IA-1-2022	10-IA-2-2022	7A-IA-1-2022	7A-IA-2-2022	7E-IA-1-2022	7E-IA-2-2022	7W-IA-1-2022	7W-IA-2-2022	7W-IA-3-2022
Sample Date:		03/01/2022	03/01/2022	03/01/2022	03/01/2022	03/02/2022	03/02/2022	03/02/2022	03/02/2022	03/02/2022
Parameters	**Unit**									
Volatile Organic Compounds										
N-Butylbenzene	µg/m3	1.1 U	1.1 U	1.1 U	1.1 U	1.1 U	1.1 U	1.1 U	1.1 U	1.1 U
N-Heptane	µg/m3	0.61 J	1.1	0.82 U	0.82 U	1.5	0.32 J	0.82 U	0.82 U	0.82 U
N-Propylbenzene	µg/m3	0.98 U	0.98 U	0.98 U	0.98 U	0.90 J	0.98 U	0.98 U	0.98 U	0.98 U
Naphthalene	µg/m3	2.6 U	2.6 U	2.6 U	0.95 J	2.6 U	2.6 U	2.6 U	2.6 U	2.6 U
o-Xylene	µg/m3	0.87 U	0.87 U	0.87 U	0.87 U	2.5	0.87 U	0.87 U	0.87 U	0.87 U
Styrene	µg/m3	0.34 J	0.53 J	0.85 U	0.85 U	0.85 U	0.85 U	0.85 U	0.85 U	0.85 U
tert-Butyl alcohol	µg/m3	15 U	15 U	15 U	15 U	15 U	15 U	15 U	15 U	15 U
tert-Butylbenzene	µg/m3	1.1 U	1.1 U	1.1 U	1.1 U	1.1 U	1.1 U	1.1 U	1.1 U	1.1 U
Tetrachloroethene	µg/m3	6.9	7.0	1.4 U	0.42 J	1.3 J	2.5	2.7	1.7	2.2
Tetrahydrofuran	µg/m3	15 U	15 U	15 U	15 U	15 U	15 U	15 U	15 U	15 U
Toluene	µg/m3	120	210	0.75 U	0.83	3.3	1.5	0.96	0.70 J	0.88
trans-1,2-Dichloroethene	µg/m3	0.79 U	0.79 U	0.79 U	0.79 U	0.79 U	0.79 U	0.79 U	0.79 U	0.79 U
trans-1,3-Dichloropropene	µg/m3	0.91 U	0.91 U	0.91 U	0.91 U	0.91 U	0.91 U	0.91 U	0.91 U	0.91 U
Trichloroethene	µg/m3	0.83 J	0.77 J	1.1 U	0.16 J	1.1	2.1	1.7	2.3	1.1
Trichlorofluoromethane (CFC-11)	µg/m3	1.1	1.2	1.1	1.2	3.8	1.6	4.7	7.3	11
Trifluorotrichloroethane (CFC-113)	µg/m3	0.42 J	0.43 J	1.5 U	1.5 U	0.50 J	0.61 J	1.5 U	1.5 U	1.5 U
Vinyl bromide (Bromoethene)	µg/m3	0.87 U	0.87 U	0.87 U	0.87 U	0.87 U	0.87 U	0.87 U	0.87 U	0.87 U
Vinyl chloride	µg/m3	0.082 J	0.079 J	0.51 U	0.51 U	0.51 U	0.51 U	0.51 U	0.51 U	0.51 U
Xylenes (total)	µg/m3	3.0 U	3.0 U	3.0 U	3.0 U	8.8	3.0 U	3.0 U	3.0 U	3.0 U

Table 2

Analytical Results Summary
Quarterly Air Sampling
GM Components Holdings (GMCH)
Lockport, New York
February - March 2022

Location ID:		7W-IA-4	7W-IA-5	8-IA-1	8-IA-2	Blower 7W-3	Blower 7W-7	Blower 8-3	OA-1	OA-2
Sample Name:		7W-IA-4-2022	7W-IA-5-2022	8-IA-1-2022	8-IA-2-2022	7W-3-022822	7W-7-022822	8-3-022822	OA-1-2022	OA-2-2022
Sample Date:		03/02/2022	03/02/2022	03/01/2022	03/01/2022	02/28/2022	02/28/2022	02/28/2022	03/01/2022	03/02/2022
Parameters	**Unit**									
Volatile Organic Compounds										
1,1,1-Trichloroethane	µg/m3	1.1 U	1.1 U	1.1 U	1.1 U	33 U	22 U	440 U	1.1 U	1.1 U
1,1,2,2-Tetrachloroethane	µg/m3	1.4 U	1.4 U	1.4 U	1.4 U	--	--	--	1.4 U	1.4 U
1,1,2-Trichloroethane	µg/m3	1.1 U	1.1 U	1.1 U	1.1 U	--	--	--	1.1 U	1.1 U
1,1-Dichloroethane	µg/m3	0.81 U	0.81 U	0.81 U	0.81 U	24 U	16 U	320 U	0.81 U	0.81 U
1,1-Dichloroethene	µg/m3	0.79 U	0.79 U	0.79 U	0.79 U	24 U	16 U	320 U	0.79 U	0.79 U
1,2,4-Trichlorobenzene	µg/m3	3.7 U	3.7 U	3.7 U	3.7 U	--	--	--	3.7 U	3.7 U
1,2,4-Trimethylbenzene	µg/m3	0.27 J	0.50 J	0.98 U	0.98 U	--	--	--	0.98 U	0.98 U
1,2-Dibromoethane (Ethylene dibromide)	µg/m3	1.5 U	1.5 U	1.5 U	1.5 U	--	--	--	1.5 U	1.5 U
1,2-Dichlorobenzene	µg/m3	1.2 U	1.2 U	1.2 U	1.2 U	--	--	--	1.2 U	1.2 U
1,2-Dichloroethane	µg/m3	0.81 U	0.81 U	0.81 U	0.81 U	24 U	16 U	320 U	0.81 U	0.81 U
1,2-Dichloroethene (total)	µg/m3	1.6 U	0.90 J	1.6 U	1.6 U	12 J	11 J	2500	1.6 U	1.6 U
1,2-Dichloropropane	µg/m3	0.92 U	0.92 U	0.92 U	0.92 U	--	--	--	0.92 U	0.92 U
1,2-Dichlorotetrafluoroethane (CFC 114)	µg/m3	1.4 U	1.4 U	1.4 U	1.4 U	--	--	--	1.4 U	1.4 U
1,3,5-Trimethylbenzene	µg/m3	0.98 U	0.98 U	0.98 U	0.98 U	--	--	--	0.98 U	0.98 U
1,3-Butadiene	µg/m3	0.16 J	0.15 J	0.44 U	0.44 U	--	--	--	0.44 U	0.44 U
1,3-Dichlorobenzene	µg/m3	1.2 U	1.2 U	1.2 U	1.2 U	--	--	--	1.2 U	1.2 U
1,4-Dichlorobenzene	µg/m3	1.2 U	1.2 U	1.2 U	1.2 U	--	--	--	1.2 U	1.2 U
1,4-Dioxane	µg/m3	18 U	18 U	18 U	18 U	--	--	--	18 U	18 U
2,2,4-Trimethylpentane	µg/m3	0.93 U	0.93 U	0.20 J	0.24 J	--	--	--	0.93 U	0.93 U
2-Butanone (Methyl ethyl ketone) (MEK)	µg/m3	0.81 J	0.87 J	0.93 J	1.1 J	--	--	--	1.4 J	0.53 J
2-Chlorotoluene	µg/m3	1.0 U	1.0 U	1.0 U	1.0 U	--	--	--	1.0 U	1.0 U
2-Hexanone	µg/m3	2.0 U	2.0 U	2.0 U	2.0 U	--	--	--	2.0 U	2.0 U
2-Phenylbutane (sec-Butylbenzene)	µg/m3	1.1 U	1.1 U	1.1 U	1.1 U	--	--	--	1.1 U	1.1 U
4-Ethyl toluene	µg/m3	0.98 U	0.98 U	0.98 U	0.98 U	--	--	--	0.98 U	0.98 U
4-Methyl-2-pentanone (Methyl isobutyl ketone) (MIBK)	µg/m3	2.0 U	2.0 U	2.0 U	2.0 U	--	--	--	2.0 U	2.0 U
Acetone	µg/m3	9.6 J	8.8 J	18	20	--	--	--	9.5 J	4.9 J
Allyl chloride	µg/m3	1.6 U	1.6 U	1.6 U	1.6 U	--	--	--	1.6 U	1.6 U
Benzene	µg/m3	0.49 J	0.44 J	0.54 J	0.58 J	4.3 J	2.8 J	260 U	0.45 J	0.36 J

Table 2

Analytical Results Summary
Quarterly Air Sampling
GM Components Holdings (GMCH)
Lockport, New York
February - March 2022

Location ID:		7W-IA-4	7W-IA-5	8-IA-1	8-IA-2	Blower 7W-3	Blower 7W-7	Blower 8-3	OA-1	OA-2
Sample Name:		7W-IA-4-2022	7W-IA-5-2022	8-IA-1-2022	8-IA-2-2022	7W-3-022822	7W-7-022822	8-3-022822	OA-1-2022	OA-2-2022
Sample Date:		03/02/2022	03/02/2022	03/01/2022	03/01/2022	02/28/2022	02/28/2022	02/28/2022	03/01/2022	03/02/2022
Parameters	**Unit**									
Volatile Organic Compounds										
Benzyl chloride	µg/m3	1.0 U	1.0 U	1.0 U	1.0 U	--	--	--	1.0 U	1.0 U
Bromodichloromethane	µg/m3	1.3 U	1.3 U	1.3 U	1.3 U	--	--	--	1.3 U	1.3 U
Bromoform	µg/m3	2.1 U	2.1 U	2.1 U	2.1 U	--	--	--	2.1 U	2.1 U
Bromomethane (Methyl bromide)	µg/m3	0.78 U	0.78 U	0.78 U	0.78 U	--	--	--	0.78 U	0.78 U
Butane	µg/m3	3.2	3.2	7.6	7.7	--	--	--	2.3	1.2
Carbon disulfide	µg/m3	1.6 U	1.6 U	1.6 U	1.6 U	--	--	--	1.6 U	1.6 U
Carbon tetrachloride	µg/m3	0.35 J	0.38 J	0.33 J	0.36 J	38 U	25 U	500 U	0.33 J	0.35 J
Chlorobenzene	µg/m3	0.92 U	0.92 U	0.92 U	0.92 U	--	--	--	0.92 U	0.92 U
Chlorodifluoromethane	µg/m3	3.9	22	2.5	1.8	--	--	--	1.1 J	1.1 J
Chloroethane	µg/m3	1.3 U	1.3 U	1.3 U	1.3 U	--	--	--	1.3 U	1.3 U
Chloroform (Trichloromethane)	µg/m3	0.98 U	0.98 U	0.98 U	0.98 U	29 U	4.1 J	390 U	0.98 U	0.98 U
Chloromethane (Methyl chloride)	µg/m3	1.4	1.3	1.2	1.3	--	--	--	1.4	1.4
cis-1,2-Dichloroethene	µg/m3	0.79 U	0.90	0.55 J	0.37 J	12 J	11 J	2500	0.79 U	0.79 U
cis-1,3-Dichloropropene	µg/m3	0.91 U	0.91 U	0.91 U	0.91 U	--	--	--	0.91 U	0.91 U
Cyclohexane	µg/m3	0.69 U	0.69 U	0.16 J	0.34 J	--	--	--	0.69 U	0.69 U
Cymene (p-Isopropyltoluene)	µg/m3	1.1 U	1.1 U	1.1 U	1.1 U	--	--	--	1.1 U	1.1 U
Dibromochloromethane	µg/m3	1.7 U	1.7 U	1.7 U	1.7 U	--	--	--	1.7 U	1.7 U
Dichlorodifluoromethane (CFC-12)	µg/m3	2.8	2.3 J	2.5	2.6	--	--	--	2.4 J	2.5
Ethylbenzene	µg/m3	0.87 U	0.87 U	0.44 J	0.49 J	--	--	--	0.87 U	0.87 U
Hexachlorobutadiene	µg/m3	2.1 U	2.1 U	2.1 U	2.1 U	--	--	--	2.1 U	2.1 U
Hexane	µg/m3	1.2 J	1.8 U	4.8	6.2	--	--	--	1.8 U	1.8 U
Isopropyl alcohol	µg/m3	420	200	12 U	2.8 J	--	--	--	32	12 U
Isopropyl benzene	µg/m3	0.98 U	0.98 U	0.98 U	0.98 U	--	--	--	0.98 U	0.98 U
m&p-Xylenes	µg/m3	2.2 U	2.2 U	1.5 J	1.8 J	--	--	--	2.2 U	2.2 U
Methyl methacrylate	µg/m3	0.67 J	2.0 U	2.0 U	2.0 U	--	--	--	2.0 U	2.0 U
Methyl tert butyl ether (MTBE)	µg/m3	0.72 U	0.72 U	0.72 U	0.72 U	--	--	--	0.72 U	0.72 U
Methylene chloride	µg/m3	4.0	0.74 J	1.2 J	12	100 U	69 U	1400 U	0.90 J	0.75 J

Table 2

Analytical Results Summary
Quarterly Air Sampling
GM Components Holdings (GMCH)
Lockport, New York
February - March 2022

Location ID:		7W-IA-4	7W-IA-5	8-IA-1	8-IA-2	Blower 7W-3	Blower 7W-7	Blower 8-3	OA-1	OA-2
Sample Name:		7W-IA-4-2022	7W-IA-5-2022	8-IA-1-2022	8-IA-2-2022	7W-3-022822	7W-7-022822	8-3-022822	OA-1-2022	OA-2-2022
Sample Date:		03/02/2022	03/02/2022	03/01/2022	03/01/2022	02/28/2022	02/28/2022	02/28/2022	03/01/2022	03/02/2022
Parameters	**Unit**									
Volatile Organic Compounds										
N-Butylbenzene	µg/m3	1.1 U	1.1 U	1.1 U	1.1 U	--	--	--	1.1 U	1.1 U
N-Heptane	µg/m3	0.82 U	0.42 J	0.30 J	1.0	--	--	--	0.30 J	0.82 U
N-Propylbenzene	µg/m3	0.98 U	0.98 U	0.98 U	0.98 U	--	--	--	0.98 U	0.98 U
Naphthalene	µg/m3	2.6 U	2.6 U	2.6 U	2.6 U	--	--	--	2.6 U	2.6 U
o-Xylene	µg/m3	0.87 U	0.87 U	0.41 J	0.53 J	--	--	--	0.87 U	0.87 U
Styrene	µg/m3	0.85 U	0.85 U	0.85 U	0.85 U	--	--	--	0.85 U	0.85 U
tert-Butyl alcohol	µg/m3	15 U	15 U	15 U	15 U	--	--	--	15 U	15 U
tert-Butylbenzene	µg/m3	1.1 U	1.1 U	1.1 U	1.1 U	--	--	--	1.1 U	1.1 U
Tetrachloroethene	µg/m3	0.49 J	4.7	0.21 J	0.18 J	2100	400	540 U	1.4 U	1.4 U
Tetrahydrofuran	µg/m3	15 U	15 U	15 U	15 U	--	--	--	15 U	15 U
Toluene	µg/m3	0.75	0.66 J	8.0	8.2	--	--	--	0.96	0.75 U
trans-1,2-Dichloroethene	µg/m3	0.79 U	0.79 U	0.79 U	0.79 U	24 U	16 U	320 U	0.79 U	0.79 U
trans-1,3-Dichloropropene	µg/m3	0.91 U	0.91 U	0.91 U	0.91 U	--	--	--	0.91 U	0.91 U
Trichloroethene	µg/m3	0.19 J	0.62 J	2.0	1.8	89	240	24000	1.1 U	1.1 U
Trichlorofluoromethane (CFC-11)	µg/m3	2.5	1.9	1.4	1.4	--	--	--	1.1	1.2
Trifluorotrichloroethane (CFC-113)	µg/m3	0.47 J	0.46 J	0.61 J	1.5 U	--	--	--	1.5 U	0.47 J
Vinyl bromide (Bromoethene)	µg/m3	0.87 U	0.87 U	0.87 U	0.87 U	--	--	--	0.87 U	0.87 U
Vinyl chloride	µg/m3	0.51 U	0.51 U	0.072 J	0.51 U	31 U	20 U	410 U	0.51 U	0.51 U
Xylenes (total)	µg/m3	3.0 U	3.0 U	1.9 J	2.3 J	--	--	--	3.0 U	3.0 U

Notes:

J - Estimated concentration
U - Not detected at the associated reporting limit

Table 3

Analytical Methods
Quarterly Air Sampling
GM Components Holdings (GMCH)
Lockport, New York
February-March 2022

Parameter	Method	Matrix	Preservation	Holding Time Collection to Analysis (Days)
Volatile Organic Compounds (VOCs)	TO-14A	Air	None	3
Volatile Organic Compounds (VOCs)	TO-15	Air	None	30

Notes:

Method References:

TO-14A - Compendium of Methods for the Determination of Toxic Organic Compounds in Ambient Air, Second Edition, EPA-625/R-96/010b, January 1999

TO-15 - Compendium of Methods for the Determination of Toxic Organic Compounds in Ambient Air, EPA-625/R-96/010b, January 1999

PRR APPENDIX B – PROGRESS REPORT SSDS OPERATIONS

Performance Period: 23 April 2022 – 22 April 2023

www.haleyaldrich.com

PROGRESS REPORT ON

SUB-SLAB DEPRESSURIZATION SYSTEM - BUILDINGS 7, 7A, 8
23 APRIL 2022 – 22 APRIL 2023
BCP SITE #C932138
200 UPPER MOUNTAIN ROAD
LOCKPORT, NEW YORK

by H & A of New York Engineering and Geology, LLP
Rochester, New York

on behalf of GM Components Holdings, LLC

included as part of NYSDEC Periodic Review Report No.3

File No. 0127784-102

List of Tables ii

List of Figures ii

1. Introduction 1

1.1 SSD SYSTEM OBJECTIVES 1

2. SSD System Operations, Maintenance & Monitoring (OM&M) Activities 2

2.1 SSDS OPERATIONS SUMMARY 2
2.2 SSD SYSTEM EMISSIONS SUMMARY 2
2.3 SUB-SLAB VACUUM INFLUENCE ASSESSMENT 3
2.4 INDOOR AIR SYSTEM PERFORMANCE SAMPLING 3

References 5

Tables
Figures
Appendix A – 2023 Projected Annual SSDS Emissions Summary and Laboratory Analytical Report
Appendix B – July 2022, December 2022, March 2023 SSDS Performance Sampling Field Data and Laboratory Analytical Reports

List of Tables

Table No.	Title
I – Consolidated	Summary of Blower System and Suction Pit Operating Data – Buildings 7, 7A, 8
II – Consolidated	Summary of Sub-Slab Vacuum Monitoring Point Readings – Building 7, 7A, 8

Tables I and II are consolidated for data collected between 23 April 2019 through 22 April 2024

List of Figures

Figure No.	Title
1	Outdoor Air Sampling Locations – July 2022, December 2022, March 2023
2	Building 7 – SSDS Suction Pits, Sub-Slab Monitoring Points and Indoor Air Sampling Locations – March 2023
3	Building 7A – SSDS Suction Pits, Sub-Slab Monitoring Points and Indoor Air Sampling Locations – March 2023
4	Building 8 – SSDS Suction Pits, Sub-Slab Monitoring Points and Indoor Air Sampling Locations – March 2023
5	Building 10 – SSDS Trench Legs, Sub-Slab Monitoring Points and Indoor Air Sampling Locations – July 2022, December 2022, and March 2023

1. Introduction

The installation of the Sub-slab Depressurization (SSD) System at the GM Components Holdings (GMCH) Lockport BCP Site #932138 (Site) for Buildings 7, 7A and 8 was completed as an Interim Remedial Measure (IRM) in August 2013 in accordance with the New York State Department of Environmental Conservation (NYSDEC) Brownfield Cleanup Agreement (BCA) #C932138-03-10 executed between GMCH and the NYSDEC on May 20, 2010 as amended by Amendment No. 1 dated June 18, 2014 and the IRM Work Plan (Haley & Aldrich 2012), approved by the NYSDEC in December 2012. The SSD system for Building 10 was completed as a conversion of the existing Soil Vapor Extraction (SVE) / SSD system to an SSD system only operation on 8 September 2016 in accordance with the Building 10 SVE/SSD System – SSD Conversion Activities Notification (Haley & Aldrich 2016) approved by the NYSDEC in July 2016.

H & A of New York Engineering and Geology, LLP (HANY E&G) has prepared this Progress Report which summarizes the SSD System Operations, Maintenance and Monitoring (OM&M) activities for the operating period 23 April 2022 through 22 April 2023, completed in accordance with the Operation and Maintenance Plan contained in the NYSDEC approved Site Management Plan (Haley & Aldrich 2016).

1.1 SSD SYSTEM OBJECTIVES

The objective of the SSD system within Buildings 7, 7A, 8 and 10 is to operate on a continuous basis to mitigate the potential for volatile organic compound (VOC)-impacted soil vapors to affect the indoor air (IA) quality. This objective is achieved by creating a negative pressure differential between the interior of the building and the subsurface beneath the facility floor slab to induce transport of vapor-phase contaminants through a series of soil vapor collection (suction) pits, and transfer via interconnected piping, for discharge to the atmosphere at the exterior of the buildings.

2. SSD System Operations, Maintenance & Monitoring (OM&M) Activities

During the operating period 23 April 2022 through 22 April 2023, the following OM&M activities were completed for the SSD System:

- Monthly suction pit data collection, triannual (3 times per year) blower systems operating data collection and blower effluent PID field screening measurements for the Buildings 7, 7A, and 8 SSD Systems, and triannual sub-slab vacuum monitoring point (SMPs – Buildings 7, 7A, 8) data collection from July 2022 through March 2023. Tables I and II provide a summary of the triannual SSD Systems data collected during the monitoring period;
- Collected the 2023 annual SSD System blower effluent vapor sampling from blowers in Buildings 7, 7A, and 8. The 2023 annual projected SSD System emissions rates, Potential-to-Emit (PTE), and laboratory analytical report are provided in Appendix A of this SSD report; and
- SSD System performance sampling events in July 2022 and December 2022 for Building 10[1], and in March 2023 for Buildings 7, 7A, 8 and 10. The results of the sampling events, consisting of indoor air (IA) sampling, are provided in Appendix B of this SSD report and a tabulated summary for the sampling for the target site contaminants are provided in Table 2 of the PRR.

2.1 SSDS OPERATIONS SUMMARY

As summarized in Table I the Building 7-7A-8 SSD System blowers/ pits operated on a full-time basis. The hour meter for unit 8-4 hour appeared to stop functioning as the hour readings were the same between collection dates, however during monthly and triannual system checks the vacuum was being maintained at the suction pit, therefore an hour meter replacement is warranted.

2.2 SSD SYSTEM EMISSIONS SUMMARY

Review of the data from the March 2023 vapor sampling event and comparison to previously completed emissions sampling, indicate a continuing declining to steady trend in the annual SSD System emissions rate, a summary of the PTE data from 2014-2023 is summarized below.

[1] Based on current conditions and as summarized in the Site Management Period Review Report and IC/EC Certification Submittal – Number 2 Reporting Period: 23 April 2018 – 22 April 2019 (Haley & Aldrich June 2019), (PRR) the Building 10 SSD blower remains off-line. As previously reported, IA sampling results collected in Building 10 in March 2017 and March 2018 when the SSD blower system was operational and was compared to the IA sampling results collected in April 2019 when the SSD system off-line. The analytical results suggested that operation of the SSD system may have negligible effectiveness relative to IA quality based on the decreasing concentration trends for cis-1,2-DCE, carbon tetrachloride, TCE, and PCE. In the above referenced 2018-2019 PRR, quarterly IA samples within Building 10 were recommended as a contingency measure to the SSD system operation for the above target site contaminants.

Year	PTE (tons/year)	Sampling Date
2014	0.40	July 2014
2015	0.32	January & April 2015
2016	0.29	January & February 2016
2017	0.23	January 2017
2018	0.18	January 2018
2019	0.23	April 2019
2020	0.13	February 2020
2021	0.042	March 2021
2022	0.048	February 2022
2023	0.059	March 2023

PTE Notes:

1. Data for July 2014 was one-year post startup for the Building 7, 7A, and 8 SSD System.
2. Data for years 2014 – 2016 is for Buildings 7, 7A, and 8 SSD only, during this period Building 10 was being operated as a combination SVE / SSD.
3. Data for years 2017-2019 is for the Buildings 7, 7A, 8 and 10 SSD System.
4. Data for years 2020 through 2023 is for the Buildings 7, 7A, and 8 SSD System.

2.3 SUB-SLAB VACUUM INFLUENCE ASSESSMENT

Based on review of the operating data summarized in Table II for Buildings 7, 7A, and 8 the sub-slab vacuum influence data suggests comparable trends to the conditions presented in the SSDS – Buildings 7, 7A, 8 April 2016 – December 2016 Progress Report (Haley & Aldrich 2017), the Site Management Plan (Haley & Aldrich 2016) and Site Management Period Review Report and IC/EC Certification Submittal – Number 1 (Haley & Aldrich 2018), the Site Management Period Review Report and IC/EC Certification Submittal – Number 2 (Haley & Aldrich 2019). These data also indicate that instantaneous vacuum readings collected during the triannual monitoring events in some of the pressure field perimeter SMP/VMPs, fluctuated from at/above to below the target differential pressure of 0.002 inches water column (W.C.).

These observations suggest that the variability in the vacuum readings may be due to changes in Plant operations, or changes in seasonal building HVAC operations (i.e. more negative pressure in the indoor space during the heating season).

2.4 INDOOR AIR SYSTEM PERFORMANCE SAMPLING

To assess the potential effects of variable vacuum influence conditions in Buildings 7, 7A, and 8, as referenced above in Section 2.3, and assessment of Building 10 conditions, indoor air (IA) sampling events were conducted in July 2022 and December 2022 in Building 10 and in March 2023 in Buildings 7, 7A, 8 and 10. IA sampling was completed in accordance with the Site Management Plan and the samples were collected from areas proximal to existing SMP/VMP points that have exhibited periodic sub-slab vacuum reading fluctuations and consistent with IA sample locations from the March 2022 IA sampling event. A summary of the IA sample locations proximal to SMP/VMPs for the July 2023 – March 2023 sampling events are as follows (Note: please refer to Figures 1 through 5 for the Outdoor Air and IA sample locations associated with the Buildings 7, 7A, 8 and 10):

Building 7

(7-West)

- 7W-IA-1 – SMP-7W-13
- 7W-IA-2 – SMP-7W-12B
- 7W-IA-3 – SMP-7W-11A
- 7W-IA-4 – SMP-7W-5A
- 7W-IA-5 – SMP-7W-2A

(7-East)

7E-IA-1 – SMP-7E-7A
7E-IA-2 – SMP-7E-1

Building 7A

- 7A-IA-1 – SMP-7A-9
- 7A-IA-2 – SMP-7A-12

Building 8

- 8A-IA-1 – SMP-B8-4
- 8A-IA-2 – SMP-B8-9A

Building 10

- 10-IA-1 – proximal to west side exterior of SSD equipment enclosure
- 10-IA-2 – VMP-5A

A results summary data table is provided in Table 2 of this PRR for the sampling events conducted between July 2022 and March 2023. Refer to Appendix B of this SSD report for a summary of sampling activities, field notes, facility product inventory list observed in the sampling areas collected during the March 2023 sampling event and laboratory analytical reports.

References

1. Haley & Aldrich of New York, (2012). "Sub Slab Depressurization Systems Pilot Testing Report – Interim Remedial Measures (IRM) Work Plan, BCP Sites #C932138/C932139, 200 Upper Mountain Road, Lockport, NY", November 2012.

2. New York State Department of Environmental Conservation, (2014) Brownfield Cleanup Agreement, dated 14 June 2014 Consolidated Site #932138, Buildings 7, 8 and 10.

3. Haley & Aldrich of New York, (2016). "Site Management Plan, BCP Site #C932138, GM Components Holdings, LLC (GMCH), 200 Upper Mountain Road, Lockport, New York", November 2016.

4. Haley & Aldrich of New York, (2017). "Sub-Slab Depressurization Systems Performance Sampling Plan, GMCH Lockport BCP Site #C932138, 200 Upper Mountain Road, Lockport, New York", 15 March 2017.

5. Haley & Aldrich of New York, (2017). "Summary of Sub-Slab Depressurization System Performance Results, GMCH Lockport Facility, 200 Upper Mountain Road, Lockport, New York, BCP Site #C932138, 22-24 March 2017", 21 July 2017.

6. Haley & Aldrich of New York, (2018). "Site Management Periodic Review Report and IC/EC Certification Submittal – Number 1, Reporting Period: 22 December 2016 – 22 April 2018, BCP Site #C932138, GM Components Holdings, LLC, 200 Upper Mountain Road, Lockport, New York" May 2018.

7. Haley & Aldrich of New York, (2019). "Site Management Periodic Review Report and IC/EC Certification Submittal – Number 2, Reporting Period: 23 April 2018 – 22 April 2019, BCP Site #C932138, GM Components Holdings, LLC, 200 Upper Mountain Road, Lockport, New York" June 2019.

TABLES
(see consolidated Tables I and II)

FIGURES
SSDS Operations Report

HALEY ALDRICH

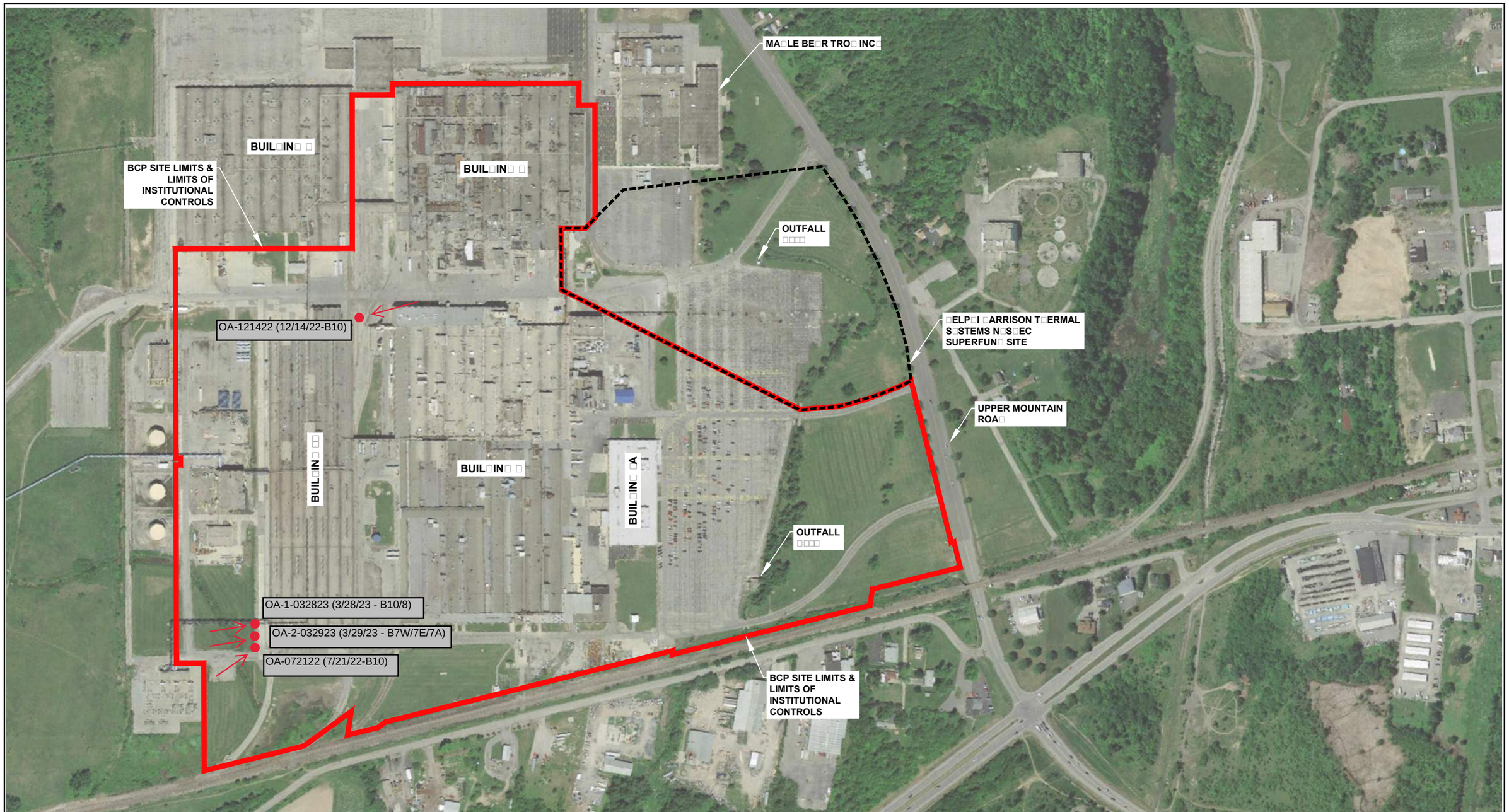

NOTES

1. THE BACKGROUND AND SITE FEATURES SHOWN IN THIS FIGURE ARE BASED ON FIGURE 2 CONTAINED IN THE SITE MANAGEMENT PLAN (NOVEMBER 2016).
2. OUTDOOR AIR (OA) SAMPLING LOCATIONS WITH SAMPLE ID AND DATE COLLECTED DURING THE JULY 2022, DECEMBER 2022, AND MARCH 2023 SUB-SLAB DEPRESSURIZATION SYSTEM PERFORMANCE SAMPLING EVENT.
3. PREDOMINANT WIND DIRECTION OBSERVED DURING THE OA SAMPLING.

N

0 400 800
SCALE IN FEET

HALEY ALDRICH

GM COMPONENTS HOLDINGS, LLC
LOCKPORT FACILITY
200 UPPER MOUNTAIN ROAD LOCKPORT, NEW YORK

OUTDOOR AIR SAMPLING LOCATIONS - JULY 2022, DECEMBER 2022, MARCH 2023

SCALE: AS SHOWN
MAY 2023

FIGURE 1

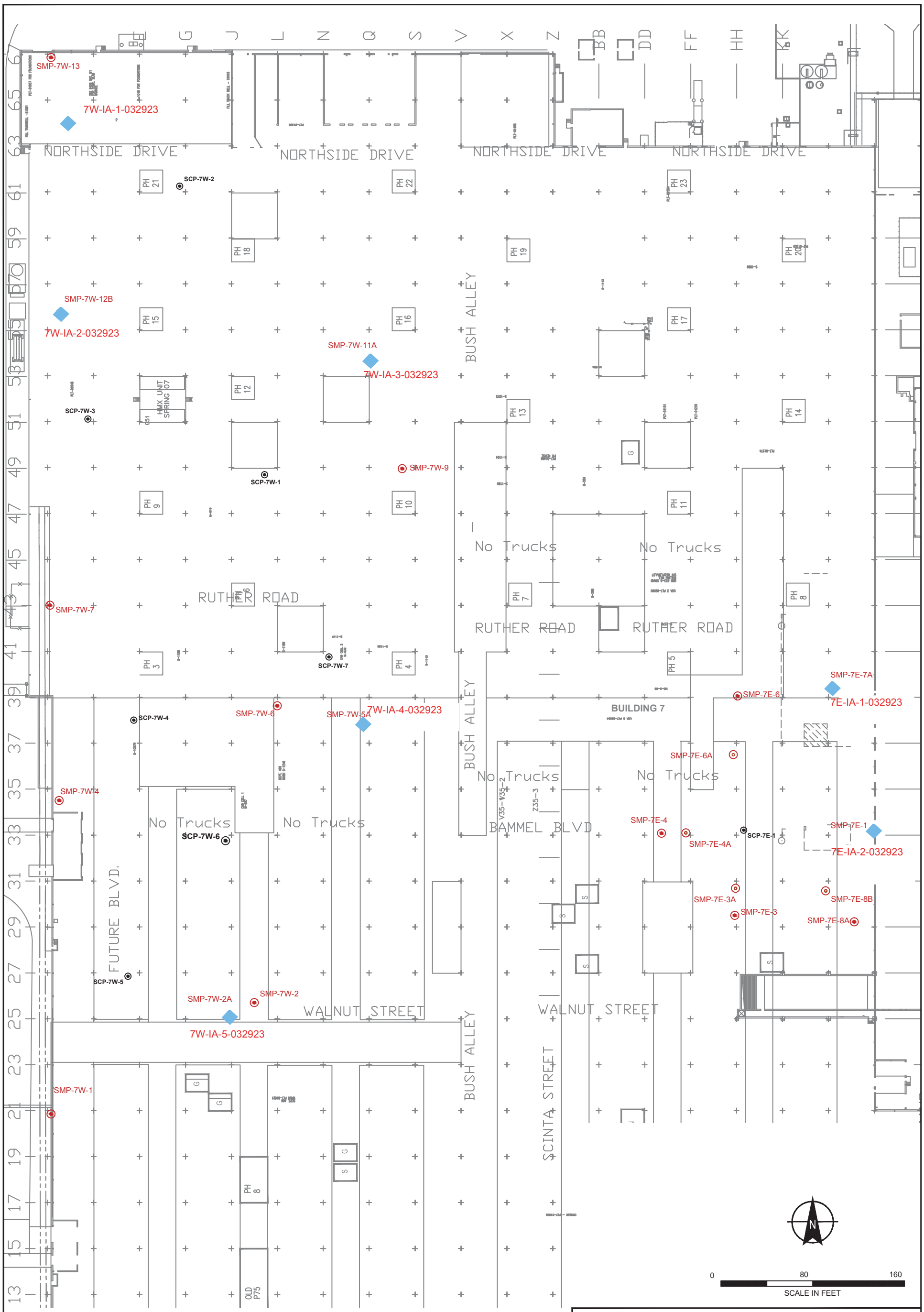

LEGEND

7W-IA-1-032923 INDOOR AIR SAMPLE LOCATION

SMP-7W-1 SUB-SLAB MONITORING POINT

SCP-7W-1 SUB-SLAB SUCTION PIT

NOTE

ALL LOCATIONS AND DIMENSIONS ARE APPROXIMATE.

HALEY ALDRICH

GM COMPONENTS HOLDINGS, LLC
LOCKPORT FACILITY - 200 UPPER MOUNTAIN ROAD
LOCKPORT, NEW YORK

BLDG. 7 - SSDS SUCTION PITS, SUB-SLAB MONITORING POINTS & INDOOR AIR VAPOR SAMPLING LOCATIONS - MARCH 2023

SCALE: AS SHOWN
MAY 2023

FIGURE 2

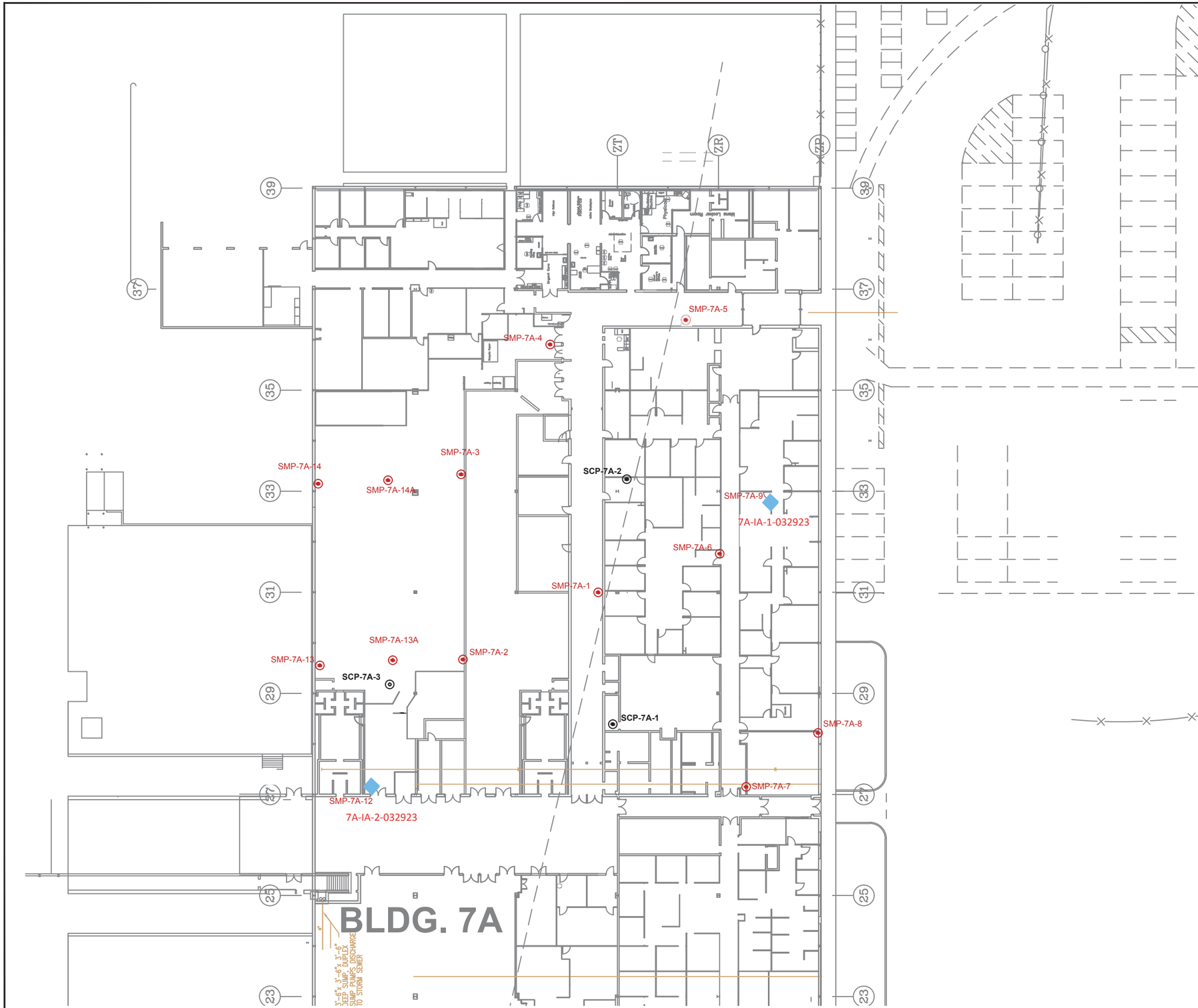

LEGEND

SMP-7A-2 SUB-SLAB MONITORING POINT

SCP-7A-2 SUB-SLAB SUCTION PIT

7A-IA-1-032923 INDOOR AIR SAMPLE LOCATION

NOTE

ALL LOCATIONS AND DIMENSIONS ARE APPROXIMATE.

N

0 40 80

SCALE IN FEET

HALEY ALDRICH

GM COMPONENTS HOLDINGS, LLC
LOCKPORT FACILITY - 200 UPPER MOUNTAIN ROAD
LOCKPORT, NEW YORK

BLDG. 7A SSDS SUCTION PITS, SUB-SLAB MONITORING POINTS & INDOOR AIR VAPOR SAMPLING LOCATIONS
- MARCH 2023

SCALE: AS SHOWN
MAY 2023

FIGURE 3

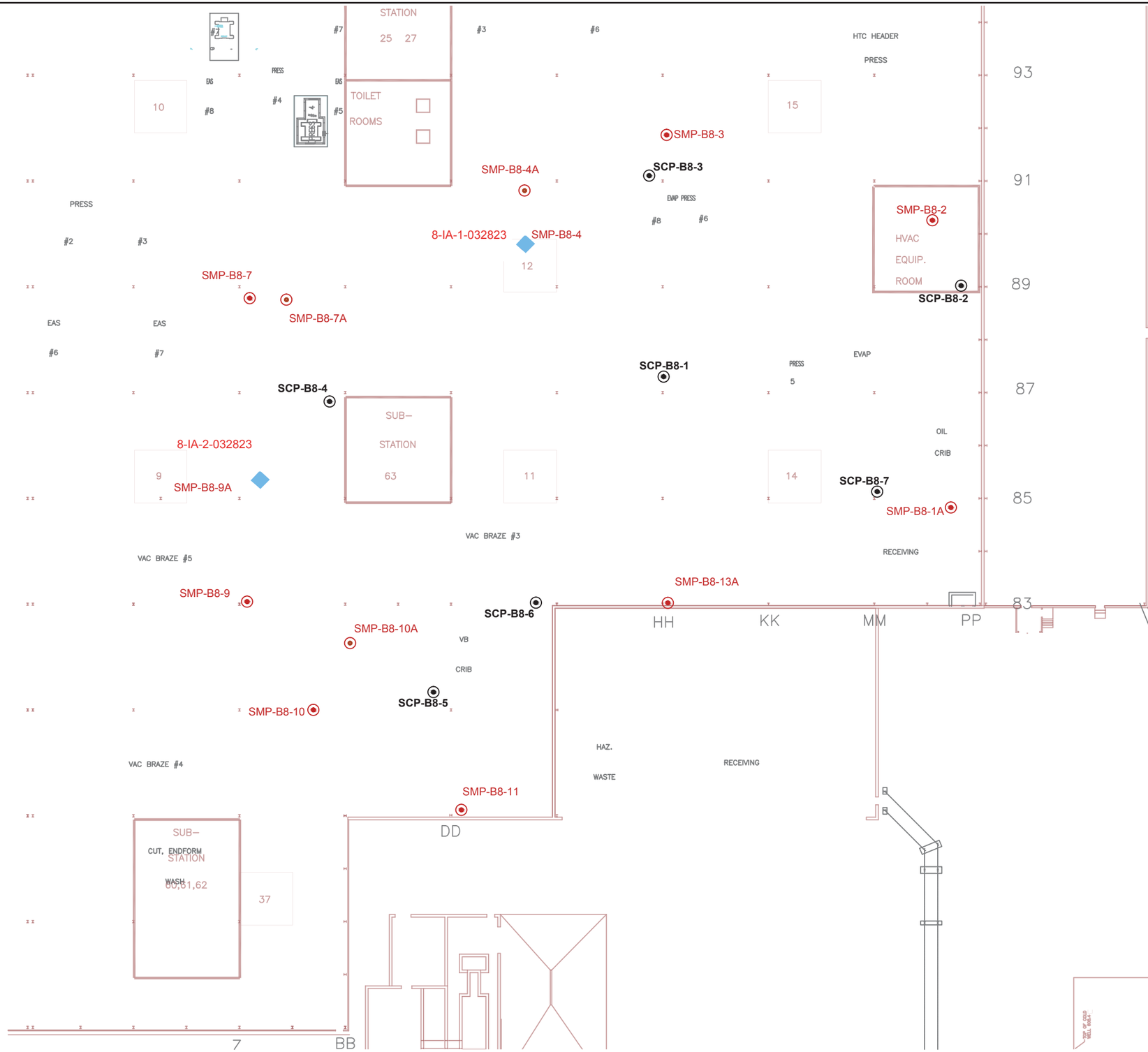

LEGEND

SMP-B8-11 SUB-SLAB MONITORING POINT

SCP-B8-5 SUB SLAB SUCTION PIT

8-IA-1-032823 INDOOR AIR SAMPLE LOCATION

N

0 40 80

SCALE IN FEET

HALEY ALDRICH

GM COMPONENTS HOLDINGS, LLC
LOCKPORT FACILITY - 200 UPPER MOUNTAIN ROAD
LOCKPORT, NEW YORK

BLDG. 8 - SSDS SUCTION PITS, SUB-SLAB MONITORING POINTS & INDOOR AIR VAPOR SAMPLING LOCATIONS - MARCH 2023

SCALE: AS SHOWN
MAY 2023

FIGURE 4

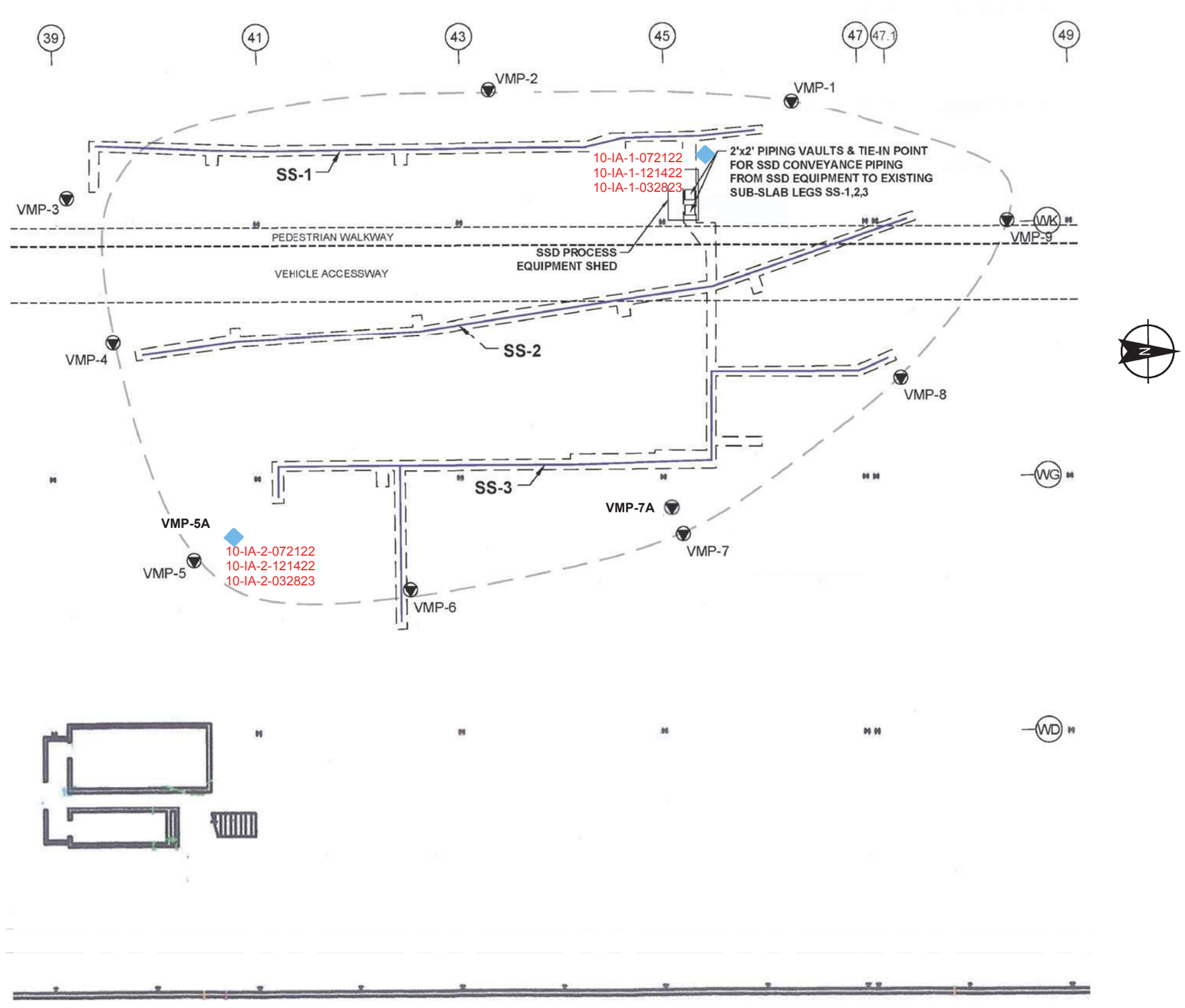

LEGEND

APPROXIMATE LOCATION OF TRENCHES INSTALLED BENEATH CONCRETE SLAB FOR FORMER SVE AND CURRENT SSD PIPIN

SS-1 SUB-SLAB LEG-1

VMP-1 PROXIMATE LOCATION AND DESIGNATION OF VACUUM MONITORING POINT

10-IA-1-032823 INDOOR AIR SAMPLE LOCATION

NOTES

1. THIS FIGURE IS BASED ON A PDF IMAGE ENTITLED "BUILDING 10 SSD SYSTEM OPERATION MAINTENANCE AND MONITORING PLAN" DATED AUGUST 2015 FROM GZA GEOENVIRONMENTAL OF N.Y.
2. THE SIZE AND LOCATION OF EXISTING SITE FEATURES SHOULD BE CONSIDERED APPROXIMATE.

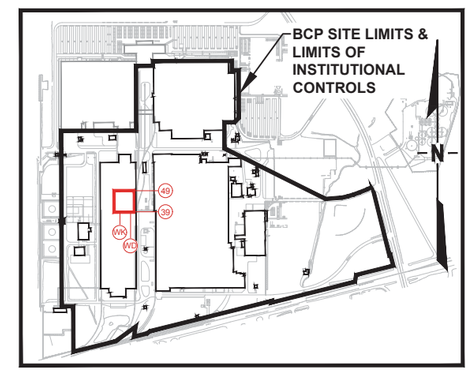

SITE KEY
NOT TO SCALE

0 24 48
SCALE IN FEET

HALEY ALDRICH

GM COMPONENTS HOLDINGS, LLC
LOCKPORT FACILITY - 200 UPPER MOUNTAIN ROAD
LOCKPORT, NEW YORK

BLDG. 10 - SSDS TRENCH LEGS, SUB-SLAB MONITORING POINTS & INDOOR AIR VAPOR SAMPLING LOCATIONS - JULY 2022, DECEMBER 2022, MARCH 2023

SCALE: AS SHOWN
MAY 2023

FIGURE 5

APPENDIX A
2023 Projected SSDS Emissions Summary

Sub-Slab Depressurization System - Projected Annual Emissions 2023
GMCH Lockport - BCP Site #932138
SSDS Blower Effluent Samples Collected: 3/27/23
SSDS Operations - 23 April 2022 - 22 April 2023

Suction Pit / System Location	Analyte	Vapor Phase Concentration (mg/m3) *A*	Vapor Flow Rate (CFM) *B*	HAPs Potential to Emit (lb/yr) *C*	HAPs Potential to Emit (ton/yr) *D*	Field PID Reading (PPM)
Bldg 7W-SCP-3	Benzene*	0.0039 J**	91	0.01	0.000	5.4
	cis-1,2-Dichloroethene	0.0042 J**		0.04	0.000	
	Tetrachloroethene*	0.42		1.3	0.001	
	Trichloroethene*	0.020 J**		0.1	0.000	
	Total HAPs	0.5		1.4	0.001	
Bldg 7W-SCP-7	Benzene*	0.0028 J**	78	0.01	0.000	6.9
	Chloroform*	0.0066 J**		0.01	0.000	
	cis-1,2-Dichloroethene	0.048		0.03	0.000	
	Tetrachloroethene*	0.16		0.41	0.0002	
	Trichloroethene*	0.27		0.7	0.0003	
	Vinyl chloride*	0.0039 J**		0.0	0.000	
	Total HAPs	0.49		1.3	0.001	
Bldg 8 SCP-3	Benzene*	0.065 J**	46	0.1	0.000	13.4
	cis-1,2-Dichloroethene	2.2		3.3	0.002	
	Trichloroethene*	23.0		34.7	0.017	
	Total HAPs	25.3		38.1	0.019	
Bldg 10 SSDS***	No Sample Collected	NA	NA	NA	NA	NA
	Total HAPs	NA		NA	NA	

* - hazardous air pollutant (HAP)
** J - value parameter detected but the concentration is an estimated value
*** - as indicated in Section 2 of SSDS Progress Report, the Building 10 SSD system was off-line during the operational reporting period, therefore an emissions vapor sample was not collected.

Conversion equation: $A\,\frac{mg}{m^3} \times \frac{1\,lb}{453{,}592.37\,mg} \times B\,\frac{ft^3}{min} \times \frac{m^3}{35.31\,ft^3} \times \frac{525{,}600\,min}{1\,yr} = C\,\frac{lb}{yr}$

mg/m^3 micro-grams per cubic meter

Location	Suction Pit Number	Flow (SCFM)	PID (PPMV)	PTE Lb/yr	PTE tons/yr
Bldg 7W	1	91	5.2	15.5	0.0078
	2	92	1.3	3.9	0.0020
	4	99	4.8	15.6	0.0078
	5	46	5.3	8.0	0.0040
	6	91	3.5	10.5	0.0052
Bldg 7E	1	109	3.9	14.0	0.0070
Bldg 7A	1/3	46	3.6	5.4	0.0027
	2	46	0.0	0.0	0.0000
Bldg 8	1	46	0.0	0.0	0.0000
	2	69	0.0	0.0	0.0000
	4	71	0.0	0.0	0.0000
	5	46	0.1	0.2	0.0001
	6	82	1.7	4.6	0.0023
	7	46	0.0	0.0	0.0000

Total Lb/yr	**77.6**
Total PTE tons/yr	**0.039**

HAPs Potential to Emit(ton/yr)D Updated projection	
Bldg 7W-SCP-3	0.001
Bldg 7W-SCP-7	0.001
Bldg 8 SCP-3	0.019
Remaining 14 Units in Bldg 7,7A,8****	0.039
Bldg 10 SSD	NA
TOTAL ESTIMATED PTE	**0.059**

(**** calculated highest blower flow rates and PID readings estimated to equal mg/m3, during data collection period)

Air Guide -1 Review
Area Source Method - SSDS Operations - 23 April 2022 - 22 April 2023
GMCH - Lockport Facility - BCP Site #932138

Bldg No: 7, 7A, 8
Project No.: 127784-102

s - Bldg side length (ft) - Bldg 7A 500 (Assumes area source is a square)

Contaminant	Q (lb/hr)	Q_a (lb/yr)	C_a (ug/m^3)	C_p (ug/m^3)	AGC (ug/m^3)	C_{st} (ug/m^3)	SGC (ug/m^3)
Bldg 7W-SCP-3							
Benzene	0.000001	0.01	0.00001	0.00001	0.13	0.0003	1300
cis, 1-2 dichloroethene	0.000004	0.04	0.00003	0.00004	63.0	0.001	NGV
tetrachloroethene	0.0001	1.25	0.0010	0.001	4.0	0.03	300
trichloroethene	0.00001	0.1	0.0001	0.0001	0.2	0.00	20

s - Bldg side length (ft) - Bldg 7 600 (Assumes 600 ft for conservative value) (Bldg is ~600' x1200')

Bldg 7W-SCP-7							
Benzene	0.000	0.01	0.00001	0.00001	0.13	0.00	1300
Chloroform	0.000	0.01	0.00001	0.00001	0.043	0.00	150
cis-1,2-Dichloroethene	0.000	0.03	0.00002	0.00002	63	0.00	NGV
Tetrachloroethene	0.000	0.41	0.0003	0.0003	4.0	0.01	300
Trichloroethene	0.0001	0.69	0.0005	0.0005	0.2	0.01	20

s - Bldg side length (ft) - Bldg 8 600 (Assumes area source is a square)

Bldg 8 SCP-3							
cis, 1-2 dichloroethene	0.00001	0.10	0.0001	0.0001	63.0	0.00	NGV
trichloroethene	0.004	34.72	0.03	0.03	0.2	0.66	20

Assumptions
Method used to determine the maximum overall actual annual, potential annual, and short term impacts from an area source.

Calculations
Maximum Actual Annual Impact (C_a): C_a (ug/m^3) = $(76.6*Q_a)/(s^{1.8})$
Maximum Potential Annual Impact (C_P): C_p (ug/m^3) = $(670600*Q)/(s^{1.8})$
Maximum Short Term Impact (C_{st}): C_{st} (ug/m^3) = C_p * 25

Q: Hourly Emissions (lbs/hr)
Q_a: Annual Emissions Rate (lbs/yr)
s: Building Side Dimension (feet)
SGC: Short-Term Guidance Concentrations - Guidance Values - July 2016
AGC: Annual Guidance Concentrations - Guidance Valves - July 2016
NGV: No Guidance Value
ug/m^3 micro-grams per cubic meter

eurofins | Environment Testing

ANALYTICAL REPORT

PREPARED FOR

Attn: Kathleen Willy
GHD Services Inc.
2055 Niagara Falls Blvd., Suite 3
Niagara Falls, New York 14304

Generated 4/4/2023 9:18:35 AM

JOB DESCRIPTION

058507-256042, GM Lockport

JOB NUMBER

480-207273-1

Eurofins Buffalo
10 Hazelwood Drive
Amherst NY 14228-2298

See page two for job notes and contact information.

my EOL

Eurofins Buffalo

Job Notes

The test results in this report meet all NELAP requirements for parameters for which accreditation is required or available. Any exceptions to the NELAP requirements are noted in this report. Pursuant to NELAP, this report may not be reproduced, except in full, without the written approval of the laboratory. This report is confidential and is intended for the sole use of Eurofins Environment Testing Northeast, LLC Buffalo and its client. All questions regarding this report should be directed to the Eurofins Environment Testing Northeast, LLC Buffalo Project Manager or designee who has signed this report.

The test results in this report relate only to the samples as received by the laboratory and will meet all requirements of the methodology, with any exceptions noted. This report shall not be reproduced except in full, without the express written approval of the laboratory. All questions should be directed to the Eurofins Environment Testing Northeast, LLC Project Manager.

Authorization

Generated
4/4/2023 9:18:35 AM

Authorized for release by
Denise Heckler, Project Manager II
Denise.Heckler@et.eurofinsus.com
(330)966-9477

Table of Contents

Cover Page 1
Table of Contents 3
Definitions/Glossary 4
Case Narrative 5
Detection Summary 6
Client Sample Results 7
Surrogate Summary 9
QC Sample Results 10
QC Association Summary 11
Lab Chronicle 12
Certification Summary 13
Method Summary 14
Sample Summary 15
Chain of Custody 16
Air Canister Dilution 18

Definitions/Glossary

Client: GHD Services Inc.
Project/Site: 058507-256042, GM Lockport

Job ID: 480-207273-1

Qualifiers

Air - GC/MS VOA

Qualifier	Qualifier Description
B	Compound was found in the blank and sample.
J	Result is less than the RL but greater than or equal to the MDL and the concentration is an approximate value.

Glossary

Abbreviation	These commonly used abbreviations may or may not be present in this report.
¤	Listed under the "D" column to designate that the result is reported on a dry weight basis
%R	Percent Recovery
CFL	Contains Free Liquid
CFU	Colony Forming Unit
CNF	Contains No Free Liquid
DER	Duplicate Error Ratio (normalized absolute difference)
Dil Fac	Dilution Factor
DL	Detection Limit (DoD/DOE)
DL, RA, RE, IN	Indicates a Dilution, Re-analysis, Re-extraction, or additional Initial metals/anion analysis of the sample
DLC	Decision Level Concentration (Radiochemistry)
EDL	Estimated Detection Limit (Dioxin)
LOD	Limit of Detection (DoD/DOE)
LOQ	Limit of Quantitation (DoD/DOE)
MCL	EPA recommended "Maximum Contaminant Level"
MDA	Minimum Detectable Activity (Radiochemistry)
MDC	Minimum Detectable Concentration (Radiochemistry)
MDL	Method Detection Limit
ML	Minimum Level (Dioxin)
MPN	Most Probable Number
MQL	Method Quantitation Limit
NC	Not Calculated
ND	Not Detected at the reporting limit (or MDL or EDL if shown)
NEG	Negative / Absent
POS	Positive / Present
PQL	Practical Quantitation Limit
PRES	Presumptive
QC	Quality Control
RER	Relative Error Ratio (Radiochemistry)
RL	Reporting Limit or Requested Limit (Radiochemistry)
RPD	Relative Percent Difference, a measure of the relative difference between two points
TEF	Toxicity Equivalent Factor (Dioxin)
TEQ	Toxicity Equivalent Quotient (Dioxin)
TNTC	Too Numerous To Count

Job ID: 480-207273-1

Laboratory: Eurofins Buffalo

Narrative

Job Narrative
480-207273-1

Comments
No additional comments.

Receipt
The samples were received on 3/28/2023 9:45 AM. Unless otherwise noted below, the samples arrived in good condition.

Air - GC/MS VOA
Methods TO 14A, TO-14A, TO-14A Low: EPA methods TO-14A and TO-15 specify the use of humidified “zero air” as the blank reagent for canister cleaning, instrument calibration and sample analysis. Ultra-high purity humidified nitrogen from a cryogenic reservoir is used in place of “zero air” by Eurofins TestAmerica Knoxville.

EPA methods TO-14 and TO-14A specify that the relative accuracy of the field sampler or sample delivery system must meet 90-110% for a standard at 8 ppb(v/v). The laboratory control sample (LCS) summary data in this report is evaluated against alternate acceptance criteria based on the laboratory procedure for methods TO-14 and TO-14A. Please refer to the LCS summary report for the actual observed recoveries and acceptance criteria for the LCS.

Method Air Transfer: The following samples were received in air sample bags: 7W-3-032723 (480-207273-1), 7W-7-032723 (480-207273-2) and 8-3-032723 (480-207273-3). In order to extend the holding times, these samples were transferred from the air sample bags into Summa canisters.

No additional analytical or quality issues were noted, other than those described above or in the Definitions/Glossary page.

Detection Summary

Client: GHD Services Inc.
Project/Site: 058507-256042, GM Lockport

Job ID: 480-207273-1

Client Sample ID: 7W-3-032723 — Lab Sample ID: 480-207273-1

Analyte	Result	Qualifier	RL	MDL	Unit	Dil Fac	D	Method	Prep Type
Benzene	3.9	J	13	2.1	ug/m3	7.74		TO-14A	Total/NA
cis-1,2-Dichloroethene	4.2	J	16	2.0	ug/m3	7.74		TO-14A	Total/NA
Methylene Chloride	42	J B	69	24	ug/m3	7.74		TO-14A	Total/NA
Tetrachloroethene	420		27	3.9	ug/m3	7.74		TO-14A	Total/NA
Trichloroethene	20	J	21	3.5	ug/m3	7.74		TO-14A	Total/NA
1,2-Dichloroethene, Total	4.2	J	32	2.0	ug/m3	7.74		TO-14A	Total/NA

Client Sample ID: 7W-7-032723 — Lab Sample ID: 480-207273-2

Analyte	Result	Qualifier	RL	MDL	Unit	Dil Fac	D	Method	Prep Type
Benzene	2.8	J	13	2.1	ug/m3	7.77		TO-14A	Total/NA
Chloroform	6.6	J	20	3.5	ug/m3	7.77		TO-14A	Total/NA
cis-1,2-Dichloroethene	48		16	2.0	ug/m3	7.77		TO-14A	Total/NA
Methylene Chloride	39	J B	69	24	ug/m3	7.77		TO-14A	Total/NA
Tetrachloroethene	160		27	3.9	ug/m3	7.77		TO-14A	Total/NA
Trichloroethene	270		21	3.5	ug/m3	7.77		TO-14A	Total/NA
Vinyl chloride	3.9	J	20	3.3	ug/m3	7.77		TO-14A	Total/NA
1,2-Dichloroethene, Total	48		32	2.0	ug/m3	7.77		TO-14A	Total/NA

Client Sample ID: 8-3-032723 — Lab Sample ID: 480-207273-3

Analyte	Result	Qualifier	RL	MDL	Unit	Dil Fac	D	Method	Prep Type
Benzene	65	J	340	56	ug/m3	238.1		TO-14A	Total/NA
cis-1,2-Dichloroethene	2200		420	52	ug/m3	238.1		TO-14A	Total/NA
Methylene Chloride	740	J B	1800	620	ug/m3	238.1		TO-14A	Total/NA
Trichloroethene	23000		570	94	ug/m3	238.1		TO-14A	Total/NA
1,2-Dichloroethene, Total	2200		840	52	ug/m3	238.1		TO-14A	Total/NA

This Detection Summary does not include radiochemical test results.

Client Sample Results

Client: GHD Services Inc.
Project/Site: 058507-256042, GM Lockport

Job ID: 480-207273-1

Client Sample ID: 7W-3-032723

Lab Sample ID: 480-207273-1
Date Collected: 03/27/23 14:23
Matrix: Air
Date Received: 03/28/23 09:45

Method: EPA-21 TO-14A - Volatile Organic Compounds in Ambient Air

Analyte	Result	Qualifier	RL	MDL	Unit	D	Prepared	Analyzed	Dil Fac
1,1,1-Trichloroethane	ND		22	7.9	ug/m3		03/28/23 14:26	03/31/23 04:01	7.74
1,1-Dichloroethane	ND		16	2.2	ug/m3		03/28/23 14:26	03/31/23 04:01	7.74
1,1-Dichloroethene	ND		16	2.5	ug/m3		03/28/23 14:26	03/31/23 04:01	7.74
1,2-Dichloroethane	ND		16	2.0	ug/m3		03/28/23 14:26	03/31/23 04:01	7.74
Benzene	**3.9**	**J**	13	2.1	ug/m3		03/28/23 14:26	03/31/23 04:01	7.74
Carbon tetrachloride	ND		25	4.0	ug/m3		03/28/23 14:26	03/31/23 04:01	7.74
Chloroform	ND		20	3.5	ug/m3		03/28/23 14:26	03/31/23 04:01	7.74
cis-1,2-Dichloroethene	**4.2**	**J**	16	2.0	ug/m3		03/28/23 14:26	03/31/23 04:01	7.74
Methylene Chloride	**42**	**J B**	69	24	ug/m3		03/28/23 14:26	03/31/23 04:01	7.74
Tetrachloroethene	**420**		27	3.9	ug/m3		03/28/23 14:26	03/31/23 04:01	7.74
trans-1,2-Dichloroethene	ND		16	2.6	ug/m3		03/28/23 14:26	03/31/23 04:01	7.74
Trichloroethene	**20**	**J**	21	3.5	ug/m3		03/28/23 14:26	03/31/23 04:01	7.74
Vinyl chloride	ND		20	3.3	ug/m3		03/28/23 14:26	03/31/23 04:01	7.74
1,2-Dichloroethene, Total	**4.2**	**J**	32	2.0	ug/m3		03/28/23 14:26	03/31/23 04:01	7.74

Surrogate	*%Recovery*	*Qualifier*	*Limits*	*Prepared*	*Analyzed*	*Dil Fac*
4-Bromofluorobenzene (Surr)	*109*		*60 - 140*	*03/28/23 14:26*	*03/31/23 04:01*	*7.74*

Client Sample ID: 7W-7-032723

Lab Sample ID: 480-207273-2
Date Collected: 03/27/23 14:31
Matrix: Air
Date Received: 03/28/23 09:45

Method: EPA-21 TO-14A - Volatile Organic Compounds in Ambient Air

Analyte	Result	Qualifier	RL	MDL	Unit	D	Prepared	Analyzed	Dil Fac
1,1,1-Trichloroethane	ND		22	7.9	ug/m3		03/28/23 14:26	03/31/23 04:48	7.77
1,1-Dichloroethane	ND		16	2.2	ug/m3		03/28/23 14:26	03/31/23 04:48	7.77
1,1-Dichloroethene	ND		16	2.5	ug/m3		03/28/23 14:26	03/31/23 04:48	7.77
1,2-Dichloroethane	ND		16	2.0	ug/m3		03/28/23 14:26	03/31/23 04:48	7.77
Benzene	**2.8**	**J**	13	2.1	ug/m3		03/28/23 14:26	03/31/23 04:48	7.77
Carbon tetrachloride	ND		25	4.0	ug/m3		03/28/23 14:26	03/31/23 04:48	7.77
Chloroform	**6.6**	**J**	20	3.5	ug/m3		03/28/23 14:26	03/31/23 04:48	7.77
cis-1,2-Dichloroethene	**48**		16	2.0	ug/m3		03/28/23 14:26	03/31/23 04:48	7.77
Methylene Chloride	**39**	**J B**	69	24	ug/m3		03/28/23 14:26	03/31/23 04:48	7.77
Tetrachloroethene	**160**		27	3.9	ug/m3		03/28/23 14:26	03/31/23 04:48	7.77
trans-1,2-Dichloroethene	ND		16	2.6	ug/m3		03/28/23 14:26	03/31/23 04:48	7.77
Trichloroethene	**270**		21	3.5	ug/m3		03/28/23 14:26	03/31/23 04:48	7.77
Vinyl chloride	**3.9**	**J**	20	3.3	ug/m3		03/28/23 14:26	03/31/23 04:48	7.77
1,2-Dichloroethene, Total	**48**		32	2.0	ug/m3		03/28/23 14:26	03/31/23 04:48	7.77

Surrogate	*%Recovery*	*Qualifier*	*Limits*	*Prepared*	*Analyzed*	*Dil Fac*
4-Bromofluorobenzene (Surr)	*105*		*60 - 140*	*03/28/23 14:26*	*03/31/23 04:48*	*7.77*

Client Sample ID: 8-3-032723

Lab Sample ID: 480-207273-3
Date Collected: 03/27/23 11:17
Matrix: Air
Date Received: 03/28/23 09:45

Method: EPA-21 TO-14A - Volatile Organic Compounds in Ambient Air

Analyte	Result	Qualifier	RL	MDL	Unit	D	Prepared	Analyzed	Dil Fac
1,1,1-Trichloroethane	ND		580	210	ug/m3		03/28/23 14:26	03/31/23 05:35	238.1
1,1-Dichloroethane	ND		430	58	ug/m3		03/28/23 14:26	03/31/23 05:35	238.1
1,1-Dichloroethene	ND		420	67	ug/m3		03/28/23 14:26	03/31/23 05:35	238.1

Client Sample Results

Client: GHD Services Inc.
Project/Site: 058507-256042, GM Lockport

Job ID: 480-207273-1

Client Sample ID: 8-3-032723

Date Collected: 03/27/23 11:17
Date Received: 03/28/23 09:45

Lab Sample ID: 480-207273-3

Matrix: Air

Method: EPA-21 TO-14A - Volatile Organic Compounds in Ambient Air (Continued)

Analyte	Result	Qualifier	RL	MDL	Unit	D	Prepared	Analyzed	Dil Fac
1,2-Dichloroethane	ND		430	54	ug/m3		03/28/23 14:26	03/31/23 05:35	238.1
Benzene	**65**	**J**	340	56	ug/m3		03/28/23 14:26	03/31/23 05:35	238.1
Carbon tetrachloride	ND		670	110	ug/m3		03/28/23 14:26	03/31/23 05:35	238.1
Chloroform	ND		520	93	ug/m3		03/28/23 14:26	03/31/23 05:35	238.1
cis-1,2-Dichloroethene	**2200**		420	52	ug/m3		03/28/23 14:26	03/31/23 05:35	238.1
Methylene Chloride	**740**	**J B**	1800	620	ug/m3		03/28/23 14:26	03/31/23 05:35	238.1
Tetrachloroethene	ND		720	100	ug/m3		03/28/23 14:26	03/31/23 05:35	238.1
trans-1,2-Dichloroethene	ND		420	69	ug/m3		03/28/23 14:26	03/31/23 05:35	238.1
Trichloroethene	**23000**		570	94	ug/m3		03/28/23 14:26	03/31/23 05:35	238.1
Vinyl chloride	ND		540	88	ug/m3		03/28/23 14:26	03/31/23 05:35	238.1
1,2-Dichloroethene, Total	**2200**		840	52	ug/m3		03/28/23 14:26	03/31/23 05:35	238.1

Surrogate	*%Recovery*	*Qualifier*	*Limits*	*Prepared*	*Analyzed*	*Dil Fac*
4-Bromofluorobenzene (Surr)	*102*		*60 - 140*	*03/28/23 14:26*	*03/31/23 05:35*	*238.1*

Surrogate Summary

Client: GHD Services Inc.
Project/Site: 058507-256042, GM Lockport

Job ID: 480-207273-1

Method: TO-14A - Volatile Organic Compounds in Ambient Air

Matrix: Air **Prep Type: Total/NA**

		Percent Surrogate Recovery (Acceptance Limits)							
Lab Sample ID	**Client Sample ID**	**BFB (60-140)**							
480-207273-1	7W-3-032723	109							
480-207273-2	7W-7-032723	105							
480-207273-3	8-3-032723	102							
LCS 140-71732/1002	Lab Control Sample	122							
MB 140-71732/17	Method Blank	99							

Surrogate Legend

BFB = 4-Bromofluorobenzene (Surr)

QC Sample Results

Client: GHD Services Inc.
Project/Site: 058507-256042, GM Lockport

Job ID: 480-207273-1

Method: TO-14A - Volatile Organic Compounds in Ambient Air

Lab Sample ID: MB 140-71732/17
Matrix: Air
Analysis Batch: 71732

Client Sample ID: Method Blank
Prep Type: Total/NA

Analyte	MB Result	MB Qualifier	RL	MDL	Unit	D	Prepared	Analyzed	Dil Fac
1,1,1-Trichloroethane	ND		1.1	0.39	ug/m3			03/30/23 23:47	1
1,1-Dichloroethane	ND		0.81	0.11	ug/m3			03/30/23 23:47	1
1,1-Dichloroethene	ND		0.79	0.13	ug/m3			03/30/23 23:47	1
1,2-Dichloroethane	ND		0.81	0.10	ug/m3			03/30/23 23:47	1
Benzene	ND		0.64	0.11	ug/m3			03/30/23 23:47	1
Carbon tetrachloride	ND		1.3	0.20	ug/m3			03/30/23 23:47	1
Chloroform	ND		0.98	0.18	ug/m3			03/30/23 23:47	1
cis-1,2-Dichloroethene	ND		0.79	0.099	ug/m3			03/30/23 23:47	1
Methylene Chloride	1.94	J	3.5	1.2	ug/m3			03/30/23 23:47	1
Tetrachloroethene	ND		1.4	0.20	ug/m3			03/30/23 23:47	1
trans-1,2-Dichloroethene	ND		0.79	0.13	ug/m3			03/30/23 23:47	1
Trichloroethene	ND		1.1	0.18	ug/m3			03/30/23 23:47	1
Vinyl chloride	ND		1.0	0.17	ug/m3			03/30/23 23:47	1
1,2-Dichloroethene, Total	ND		1.6	0.099	ug/m3			03/30/23 23:47	1

Surrogate	*MB %Recovery*	*MB Qualifier*	*Limits*	*Prepared*	*Analyzed*	*Dil Fac*
4-Bromofluorobenzene (Surr)	*99*		*60 - 140*		*03/30/23 23:47*	*1*

Lab Sample ID: LCS 140-71732/1002
Matrix: Air
Analysis Batch: 71732

Client Sample ID: Lab Control Sample
Prep Type: Total/NA

Analyte	Spike Added	LCS Result	LCS Qualifier	Unit	D	%Rec	%Rec Limits
1,1,1-Trichloroethane	10.9	9.86		ug/m3		90	70 - 130
1,1-Dichloroethane	8.09	8.16		ug/m3		101	70 - 130
1,1-Dichloroethene	7.93	6.91		ug/m3		87	70 - 130
1,2-Dichloroethane	8.09	8.75		ug/m3		108	70 - 130
Benzene	6.39	5.80		ug/m3		91	70 - 130
Carbon tetrachloride	12.6	10.7		ug/m3		85	70 - 130
Chloroform	9.77	9.12		ug/m3		93	70 - 130
cis-1,2-Dichloroethene	7.93	6.68		ug/m3		84	70 - 130
Methylene Chloride	6.95	6.47		ug/m3		93	70 - 130
Tetrachloroethene	13.6	11.6		ug/m3		86	70 - 130
trans-1,2-Dichloroethene	7.93	6.91		ug/m3		87	70 - 130
Trichloroethene	10.7	8.91		ug/m3		83	70 - 130
Vinyl chloride	5.11	5.61		ug/m3		110	70 - 130

Surrogate	*LCS %Recovery*	*LCS Qualifier*	*Limits*
4-Bromofluorobenzene (Surr)	*122*		*60 - 140*

QC Association Summary

Client: GHD Services Inc.
Project/Site: 058507-256042, GM Lockport

Job ID: 480-207273-1

Air - GC/MS VOA

Prep Batch: 71689

Lab Sample ID	Client Sample ID	Prep Type	Matrix	Method	Prep Batch
480-207273-1	7W-3-032723	Total/NA	Air	Air Transfer	
480-207273-2	7W-7-032723	Total/NA	Air	Air Transfer	
480-207273-3	8-3-032723	Total/NA	Air	Air Transfer	

Analysis Batch: 71732

Lab Sample ID	Client Sample ID	Prep Type	Matrix	Method	Prep Batch
480-207273-1	7W-3-032723	Total/NA	Air	TO-14A	71689
480-207273-2	7W-7-032723	Total/NA	Air	TO-14A	71689
480-207273-3	8-3-032723	Total/NA	Air	TO-14A	71689
MB 140-71732/17	Method Blank	Total/NA	Air	TO-14A	
LCS 140-71732/1002	Lab Control Sample	Total/NA	Air	TO-14A	

Lab Chronicle

Client: GHD Services Inc.
Project/Site: 058507-256042, GM Lockport

Job ID: 480-207273-1

Client Sample ID: 7W-3-032723 — Lab Sample ID: 480-207273-1

Date Collected: 03/27/23 14:23
Date Received: 03/28/23 09:45
Matrix: Air

Prep Type	Batch Type	Batch Method	Run	Dilution Factor	Batch Number	Analyst	Lab	Prepared or Analyzed
Total/NA	Prep	Air Transfer			71689	AFB	EET KNX	03/28/23 14:26
Total/NA	Analysis	TO-14A		7.74	71732	S1K	EET KNX	03/31/23 04:01

Client Sample ID: 7W-7-032723 — Lab Sample ID: 480-207273-2

Date Collected: 03/27/23 14:31
Date Received: 03/28/23 09:45
Matrix: Air

Prep Type	Batch Type	Batch Method	Run	Dilution Factor	Batch Number	Analyst	Lab	Prepared or Analyzed
Total/NA	Prep	Air Transfer			71689	AFB	EET KNX	03/28/23 14:26
Total/NA	Analysis	TO-14A		7.77	71732	S1K	EET KNX	03/31/23 04:48

Client Sample ID: 8-3-032723 — Lab Sample ID: 480-207273-3

Date Collected: 03/27/23 11:17
Date Received: 03/28/23 09:45
Matrix: Air

Prep Type	Batch Type	Batch Method	Run	Dilution Factor	Batch Number	Analyst	Lab	Prepared or Analyzed
Total/NA	Prep	Air Transfer			71689	AFB	EET KNX	03/28/23 14:26
Total/NA	Analysis	TO-14A		238.1	71732	S1K	EET KNX	03/31/23 05:35

Laboratory References:

EET KNX = Eurofins Knoxville, 5815 Middlebrook Pike, Knoxville, TN 37921, TEL (865)291-3000

Accreditation/Certification Summary

Client: GHD Services Inc.
Project/Site: 058507-256042, GM Lockport

Job ID: 480-207273-1

Laboratory: Eurofins Knoxville

Unless otherwise noted, all analytes for this laboratory were covered under each accreditation/certification below.

Authority	Program	Identification Number	Expiration Date
New York	NELAP	10781	03-31-23

The following analytes are included in this report, but the laboratory is not certified by the governing authority. This list may include analytes for which the agency does not offer certification.

Analysis Method	Prep Method	Matrix	Analyte
TO-14A	Air Transfer	Air	1,2-Dichloroethene, Total
TO-14A	Air Transfer	Air	trans-1,2-Dichloroethene

Method Summary

Client: GHD Services Inc.
Project/Site: 058507-256042, GM Lockport

Job ID: 480-207273-1

Method	Method Description	Protocol	Laboratory
TO-14A	Volatile Organic Compounds in Ambient Air	EPA-21	EET KNX
Air Transfer	Transfer Air Matrix to Summa Canister	None	EET KNX

Protocol References:

EPA-21 = "Compendium Of Methods For The Determination Of Toxic Organic Compounds In Ambient Air", Second Edition, EPA/625/R-96/010B, January 1999
None = None

Laboratory References:

EET KNX = Eurofins Knoxville, 5815 Middlebrook Pike, Knoxville, TN 37921, TEL (865)291-3000

Sample Summary

Client: GHD Services Inc.
Project/Site: 058507-256042, GM Lockport

Job ID: 480-207273-1

Lab Sample ID	Client Sample ID	Matrix	Collected	Received
480-207273-1	7W-3-032723	Air	03/27/23 14:23	03/28/23 09:45
480-207273-2	7W-7-032723	Air	03/27/23 14:31	03/28/23 09:45
480-207273-3	8-3-032723	Air	03/27/23 11:17	03/28/23 09:45

Eurofins Knoxville
5815 Middlebrook Pike
Knoxville, TN 37921
Phone: 865-291-3000 Fax: 865-584-4315

Chain of Custody Record

eurofins | Environment Testing

Client Information	Sampler: Morgan Brown	Lab PM: Heckler, Denise D	Carrier Tracking No(s):	COC No: 480-182585-31731.1
Client Contact: Mr. Thomas Bohlen	Phone: 716 823 5717	E-Mail: Denise.Heckler@et.eurofinsus.com	State of Origin:	Page: Page 1 of 1
Company: GZA GeoEnvironmental, Inc.	PWSID:			Job #: 21.0056546.20
Address: 300 Pearl St. Suite 700	Due Date Requested:			
City: Buffalo	TAT Requested (days):			
State, Zip: NY, 14202	Compliance Project: Δ Yes Δ No			
Phone:	PO #: Purchase Order Requested			
Email: thomas.bohlen@gza.com	WO #: 58507			
Project Name: 058507, GM-Lockport Air Samples	Project #: 48009685			
Site:	SSOW#:			

Analysis Requested

Preservation Codes:
A - HCL, B - NaOH, C - Zn Acetate, D - Nitric Acid, E - NaHSO4, F - MeOH, G - Amchlor, H - Ascorbic Acid, I - Ice, J - DI Water, K - EDTA, L - EDA
M - Hexane, N - None, O - AsNaO2, P - Na2O4S, Q - Na2SO3, R - Na2S2O3, S - H2SO4, T - TSP Dodecahydrate, U - Acetone, V - MCAA, W - pH 4-5, Y - Trizma, Z - other (specify)
Other:

Sample Identification	Sample Date	Sample Time	Sample Type (C=comp, G=grab)	Matrix (W=water, S=solid, O=waste/oil, BT=Tissue, A=Air)	Field Filtered Sample (Yes or No)	Perform MS/MSD (Yes or No)	TO_14A - VOCs	Total Number of containers	Special Instructions/Note:
			Preservation Code:				N		
TW-3-032723	03/27/23	1423	G	Air			X		Tedlar. Short hold time
TW-7-032723		1431	G	Air			X		
S-3-032723		1117	G	Air			X		
				Air					See D. Heckler with questions
Custody Seal Intact									
Received Ambient									
DH 3/28/23									
1 Box FedEx 6323 2082 9974 PO									

480-207273 Chain of Custody

Possible Hazard Identification
☐ Non-Hazard ☐ Flammable ☐ Skin Irritant ☐ Poison B ☐ Unknown ☐ Radiological

Sample Disposal (A fee may be assessed if samples are retained longer than 1 month)
☐ Return To Client ☐ Disposal By Lab ☐ Archive For _____ Months

Deliverable Requested: I, II, III, IV, Other (specify)

Special Instructions/QC Requirements:

Empty Kit Relinquished by: | Date: | Time: | Method of Shipment:

Relinquished by	Date/Time	Company	Received by	Date/Time	Company
Morgan Brown	3/27/23 1605		LC	3/27/23 1605	
LC	3/27/23 1614		Morgan Brown	3/27/23 1615	GZA
Morgan Brown	3/27/23	GZA → Fedex	Deann Hecker	3/28/23 09:45	ETA KNX

Custody Seals Intact: Δ Yes Δ No | Custody Seal No.: | Cooler Temperature(s) °C and Other Remarks:

Ver: 06/08/2021

Loc: 480

EUROFINS/TESTAMERICA KNOXVILLE SAMPLE RECEIPT/CONDITION UPON RECEIPT ANOMALY CHECKLIST

Log In Number: 207273

Review Items	Yes	No	NA	If No, what was the problem?
1. Are the shipping containers intact?	✓			☐ **Containers, Broken**
2. Were ambient air containers received intact?	✓			☐ Checked in lab
3. The coolers/containers custody seal if present, is it intact?	✓			☐ Yes ☐ NA
4. Is the cooler temperature within limits? (> freezing temp. of water to 6 °C, VOST: 10°C) Thermometer ID :_____ Correction factor: _____			✓	☐ **Cooler Out of Temp, Client Contacted, Proceed/Cancel** ☐ **Cooler Out of Temp, Same Day Receipt**
5. Were all of the sample containers received intact?	✓			☐ **Containers, Broken**
6. Were samples received in appropriate containers?	✓			☐ **Containers, Improper; Client Contacted; Proceed/Cancel**
7. Do sample container labels match COC? (IDs, Dates, Times)	✓			☐ **COC & Samples Do Not Match** ☐ **COC Incorrect/Incomplete** ☐ **COC Not Received**
8. Were all of the samples listed on the COC received?	✓			☐ **Sample Received, Not on COC** ☐ **Sample on COC, Not Received**
9. Is the date/time of sample collection noted?	✓			☐ **COC; No Date/Time; Client Contacted**
10. Was the sampler identified on the COC?	✓			☐ **Sampler Not Listed on COC**
11. Is the client and project name/# identified?	✓			☐ **COC Incorrect/Incomplete**
12. Are tests/parameters listed for each sample?	✓			☐ **COC No tests on COC**
13. Is the matrix of the samples noted?	✓			☐ **COC Incorrect/Incomplete**
14. Was COC relinquished? (Signed/Dated/Timed)	✓			☐ **COC Incorrect/Incomplete**
15. Were samples received within holding time?	✓			☐ **Holding Time - Receipt**
16. Were samples received with correct chemical preservative (excluding Encore)?			✓	☐ **pH Adjusted, pH Included (See box 16A)** ☐ **Incorrect Preservative**
17. Were VOA samples received without headspace?			✓	☐ **Headspace (VOA only)**
18. Did you check for residual chlorine, if necessary? (e.g. 1613B, 1668) Chlorine test strip lot number:_____			✓	☐ **Residual Chlorine**
19. For 1613B water samples is pH<9?			✓	☐ If no, notify lab to adjust
20. For rad samples was sample activity info. Provided?			✓	☐ Project missing info

Comments/Actions Taken

Labeling Verified by: **Date:**

pH test strip lot number:

Box 16A: pH Preservation	Box 18A: Residual Chlorine
Preservative:	
Lot Number:	
Exp Date:	
Analyst:	
Date:	
Time:	

Project #: 48009685 PM Instructions:

Sample Receiving Associate: Dean Hick Date: 3/28/23

QA026R32.doc, 062719

Summa Canister Dilution Worksheet

Client: GHD Services Inc.
Project/Site: 058507-256042, GM Lockport

Job No.: 480-207273-1

Lab Sample ID	Canister Volume (L)	Preadjusted Pressure ("Hg)	Preadjusted Pressure (atm)	Preadjusted Volume (L)	Adjusted Pressure (psig)	Adjusted Pressure (atm)	Adjusted Volume (L)	Initial Volume (mL)	Dilution Factor	Final Dilution Factor	Pressure Gauge ID	Date	Analyst Initals
480-207273-1	0	-25.5	0.15	0.00	2.1	1.14	0.00		7.74	7.74	G5 09824	03/28/23 14:38	DDF
480-207273-2	0	-25.6	0.14	0.00	1.8	1.12	0.00		7.77	7.77	G5 10257	03/28/23 14:39	DDF
480-207273-3	6	0	1.00	6.00	2.8	1.19	7.14	30	238.10	238.10	G5 11117	03/28/23 14:41	DDF

Formulae:

Preadjusted Volume (L) = ((Preadjusted Pressure ("Hg) + 29.92 "Hg) * Vol L) / 29.92 "Hg
Adjusted Volume (L) = ((Adjusted Pressure (psig) + 14.7 psig)* Vol L) / 14.7 psig
Dilution Factor = Adjusted Volume (L) / Preadjusted Volume (L)

Where:

29.92 "Hg = Standard atmospheric pressure in inches of Mercury (“Hg)
14.7 psig = Standard atmospheric pressure in pounds per square inch gauge (psig)

APPENDIX B
2023 Summary of SSDS Performance Sampling Results

HALEY ALDRICH

PRODUCT INVENTORY
GMCH Lockport - BCP Site #932138
List specific products found that have the potential to affect indoor air quality

Date	Sample Location	Product Description	Size (units)	Condition	Chemical Ingredients	OVM Screening Results in Sample Location Area (PPM)	Photo Y/N
3/28/2023	7A-IA-1	No containerized material observed in screening area	N/A	N/A	N/A	0.1 (background)	N
3/28/2023	7A-IA-2	Various janitorial supplies in caged storage area	No access	No access	No access	0.1 (background)	N
3/28/2023	8-IA-1	Chemico 6935- located northeast of sample location	250 gallon	Used	Solvent	0.2 (background)	N
3/28/2023	8-IA-2	Parts Washer - located slightly north of sample location	55 gallon	Used	Solvent	0.6 (background), 8.9 at parts washer	N
		Used Oil - located south of sample location	55 gallon	Used	Fuel storage	0.2 (background), 1.9 at barrels	N
		Intercool P300 - located south of sample location	55 gallon	1 Used, 4 Unopened	Heat transfer fluid	0.2 (background), 14.9 at open barrel	N
		Motor oil - located south of sample location	55 gallon	Unopened	Fuel storage	0.2 (background)	N
		Used Oil - located south of sample location	5 gallon	Used	Fuel storage	0.8 (backrgound)	N
3/28/2023	10-IA-1	Smart foam A & B - located south of sample location	250 gallon	Used	Protective pachaging	0.5 (background)	N
3/28/2023	10-IA-2	No containerized material observed in screening area or in finished products on racks	N/A	N/A	N/A	0.8 (background)	N
3/29/2023	7W-IA-1	Parts tumbler - located slightly west of sample location	55 gallon	Used	Solvent	2.9 (background)	N
		Soiled Sorbits - located slightly west of sample location	55 gallon	Used	Oil absorbant	1.0 (background), 1.3 at container	N
3/29/2023	7W-IA-2	Flammable Storage Cabinet - located slightly south of sample location	N/A	N/A	N/A	1.1 (background)	N
3/29/2023	7W-IA-3	Non-hazardous waste storage - located southeast of sample location	55 gallon	Used	Storage	3.5 (background), 4.2 at barrel	N
		Flux pots - located southwest of sample location	5 gallon	Used	Solvent	2.5 (background), 5.1 at blower air from pots	N
3/29/2023	7W-IA-4	Rinse tanks - located south of sample location	250 gallon	Used	Solvent	5.9 (background), 45.1 above open rinse tank area	N
		Nocolok Flux Drystatic - located south of smaple location	55 gallon	2 Used, 4 Unopened	Solvent	5.6 (background), 12.1 at used drum location	N
3/29/2023	7W-IA-5	Inland 19 Oil - located slightly north of sample location	55 gallon	Unopened	Lubricating Oil	5.3 (background)	N
		Silicone- located slightly north of sample location	55 gallon	Unopened	Lubricating Oil	5.1 (background)	N
		Used Oil - located slightly north of sample location	55 gallon	Used	Fuel storage	6.3 (background)	N
		Oily Material - located slightly north of sample location	55 gallon	Used	Lubricating Oil	7.1 (background)	N
		Moly Oil - located slightly north of sample location	55 gallon	Unopened	Lubricating Oil	5.3 (background)	N
		DL-498-Oil - located slightly north of sample location	55 gallon	Unopened	Lubricating Oil	6.4 (background)	N
		Liquid Flux & Cab Flub - located slightly north of sample location	55 gallon	Unopened	Solvent	5.2 (background)	N
		Parts tumbler - located slightly north of sample location	55 gallon	Used	Solvent	5.0 (background)	N
		Unlabled oily machine - located southwest of sample location	N/A	Used	N/A	7.3 (background), 20.1 at machine area	N
3/29/2023	7E-IA-1	No containerized material observed in screening area - observed a small above ground storage tank in area west of sample locations used for diesel fuel	110 gallon	Used	Fuel storage	3.0 (background), 14.3 at tank area	N
3/29/2023	7E-IA-2	No containerized material observed in screening area - observed a small container of oily scrap metal	N/A	Used	N/A	1.5 (background), 1.8 at scrap metal	N

Describe the condition of the product containers as Unopened (UO), used (U), or Deteriorated (D).

PRODUCT INVENTORY
GMCH Lockport - BCP Site #932138
List specific products found that have the potential to affect indoor air quality

Date	Sample Location	Product Description	Size (units)	Condition	Chemical Ingredients	OVM Screening Results in Sample Location Area (PPM)	Photo Y/N
3/28/2023	7A-IA-1	No containerized material observed in screening area	N/A	N/A	N/A	0.1 (background)	N
3/28/2023	7A-IA-2	Various janitorial supplies in caged storage area	No access	No access	No access	0.1 (background)	N
3/28/2023	8-IA-1	Chemico 6935- located northeast of sample location	250 gallon	Used	Solvent	0.2 (background)	N
3/28/2023	8-IA-2	Parts Washer - located slightly north of sample location	55 gallon	Used	Solvent	0.6 (background), 8.9 at parts washer	N
		Used Oil - located south of sample location	55 gallon	Used	Fuel storage	0.2 (background), 1.9 at barrels	N
		Intercool P300 - located south of sample location	55 gallon	1 Used, 4 Unopened	Heat transfer fluid	0.2 (background), 14.9 at open barrel	N
		Motor oil - located south of sample location	55 gallon	Unopened	Fuel storage	0.2 (background)	N
		Used Oil - located south of sample location	5 gallon	Used	Fuel storage	0.8 (backrgound)	N
3/28/2023	10-IA-1	Smart foam A & B - located south of sample location	250 gallon	Used	Protective pachaging	0.5 (background)	N
3/28/2023	10-IA-2	No containerized material observed in screening area or in finished products on racks	N/A	N/A	N/A	0.8 (background)	N
3/29/2023	7W-IA-1	Parts tumbler - located slightly west of sample location	55 gallon	Used	Solvent	2.9 (background)	N
		Soiled Sorbits - located slightly west of sample location	55 gallon	Used	Oil absorbant	1.0 (background), 1.3 at container	N
3/29/2023	7W-IA-2	Flammable Storage Cabinet - located slightly south of sample location	N/A	N/A	N/A	1.1 (background)	N
3/29/2023	7W-IA-3	Non-hazardous waste storage - located southeast of sample location	55 gallon	Used	Storage	3.5 (background), 4.2 at barrel	N
		Flux pots - located southwest of sample location	5 gallon	Used	Solvent	2.5 (background), 5.1 at blower air from pots	N
3/29/2023	7W-IA-4	Rinse tanks - located south of sample location	250 gallon	Used	Solvent	5.9 (background), 45.1 above open rinse tank area	N
		Nocolok Flux Drystatic - located south of smaple location	55 gallon	2 Used, 4 Unopened	Solvent	5.6 (background), 12.1 at used drum location	N
3/29/2023	7W-IA-5	Inland 19 Oil - located slightly north of sample location	55 gallon	Unopened	Lubricating Oil	5.3 (background)	N
		Silicone- located slightly north of sample location	55 gallon	Unopened	Lubricating Oil	5.1 (background)	N
		Used Oil - located slightly north of sample location	55 gallon	Used	Fuel storage	6.3 (background)	N
		Oily Material - located slightly north of sample location	55 gallon	Used	Lubricating Oil	7.1 (background)	N
		Moly Oil - located slightly north of sample location	55 gallon	Unopened	Lubricating Oil	5.3 (background)	N
		DL-498-Oil - located slightly north of sample location	55 gallon	Unopened	Lubricating Oil	6.4 (background)	N
		Liquid Flux & Cab Flub - located slightly north of sample location	55 gallon	Unopened	Solvent	5.2 (background)	N
		Parts tumbler - located slightly north of sample location	55 gallon	Used	Solvent	5.0 (background)	N
		Unlabled oily machine - located southwest of sample location	N/A	Used	N/A	7.3 (background), 20.1 at machine area	N
3/29/2023	7E-IA-1	No containerized material observed in screening area - observed a small above ground storage tank in area west of sample locations used for diesel fuel	110 gallon	Used	Fuel storage	3.0 (background), 14.3 at tank area	N
3/29/2023	7E-IA-2	No containerized material observed in screening area - observed a small container of oily scrap metal	N/A	Used	N/A	1.5 (background), 1.8 at scrap metal	N

Describe the condition of the product containers as Unopened (UO), used (U), or Deteriorated (D).

eurofins | Environment Testing America

ANALYTICAL REPORT

Eurofins Burlington
530 Community Drive
Suite 11
South Burlington, VT 05403
Tel: (802)660-1990

Laboratory Job ID: 200-64262-1
Client Project/Site: 058507, GM-Lockport Air Samples

For:
GHD Services Inc.
2055 Niagara Falls Blvd., Suite 3
Niagara Falls, New York 14304

Attn: Kathleen Willy

Authorized for release by:
7/28/2022 3:58:58 PM

Denise Heckler, Project Manager II
(330)966-9477
Denise.Heckler@et.eurofinsus.com

LINKS

Review your project results through my EOL

Have a Question? Ask The Expert

Visit us at:
www.eurofinsus.com/Env

The test results in this report meet all 2003 NELAC, 2009 TNI, and 2016 TNI requirements for accredited parameters, exceptions are noted in this report. This report may not be reproduced except in full, and with written approval from the laboratory. For questions please contact the Project Manager at the e-mail address or telephone number listed on this page.

This report has been electronically signed and authorized by the signatory. Electronic signature is intended to be the legally binding equivalent of a traditionally handwritten signature.

Results relate only to the items tested and the sample(s) as received by the laboratory.

Table of Contents

Cover Page 1
Table of Contents 2
Definitions/Glossary 3
Case Narrative 4
Detection Summary 5
Client Sample Results 7
QC Sample Results 12
QC Association Summary 16
Lab Chronicle 17
Certification Summary 18
Method Summary 19
Sample Summary 20
Canister QC Documents 21
Chain of Custody 22
Receipt Checklists 24
Clean Canister Certification 25
Pre-Ship Certification 25
Clean Canister Data 26
Air Canister Dilution 33

Definitions/Glossary

Client: GHD Services Inc.
Project/Site: 058507, GM-Lockport Air Samples

Job ID: 200-64262-1

Qualifiers

Air - GC/MS VOA

Qualifier	Qualifier Description
J	Result is less than the RL but greater than or equal to the MDL and the concentration is an approximate value.

Glossary

Abbreviation	These commonly used abbreviations may or may not be present in this report.
¤	Listed under the "D" column to designate that the result is reported on a dry weight basis
%R	Percent Recovery
CFL	Contains Free Liquid
CFU	Colony Forming Unit
CNF	Contains No Free Liquid
DER	Duplicate Error Ratio (normalized absolute difference)
Dil Fac	Dilution Factor
DL	Detection Limit (DoD/DOE)
DL, RA, RE, IN	Indicates a Dilution, Re-analysis, Re-extraction, or additional Initial metals/anion analysis of the sample
DLC	Decision Level Concentration (Radiochemistry)
EDL	Estimated Detection Limit (Dioxin)
LOD	Limit of Detection (DoD/DOE)
LOQ	Limit of Quantitation (DoD/DOE)
MCL	EPA recommended "Maximum Contaminant Level"
MDA	Minimum Detectable Activity (Radiochemistry)
MDC	Minimum Detectable Concentration (Radiochemistry)
MDL	Method Detection Limit
ML	Minimum Level (Dioxin)
MPN	Most Probable Number
MQL	Method Quantitation Limit
NC	Not Calculated
ND	Not Detected at the reporting limit (or MDL or EDL if shown)
NEG	Negative / Absent
POS	Positive / Present
PQL	Practical Quantitation Limit
PRES	Presumptive
QC	Quality Control
RER	Relative Error Ratio (Radiochemistry)
RL	Reporting Limit or Requested Limit (Radiochemistry)
RPD	Relative Percent Difference, a measure of the relative difference between two points
TEF	Toxicity Equivalent Factor (Dioxin)
TEQ	Toxicity Equivalent Quotient (Dioxin)
TNTC	Too Numerous To Count

Job ID: 200-64262-1

Laboratory: Eurofins Burlington

Narrative

Job Narrative
200-64262-1

Comments
No additional comments.

Receipt
The samples were received on 7/23/2022 9:40 AM. Unless otherwise noted below, the samples arrived in good condition.

Receipt Exceptions
During the canister pressure check performed upon receipt, it was observed that the following sample was received at an elevated residual vacuum level: 10-IA-2-072122 (200-64262-2). The associated flow controller was evaluated upon receipt and was found to be within the acceptable flow range as compared to the original set flow rate.

During the canister pressure check performed upon receipt, it was observed that the following sample was received at an elevated residual vacuum level: OA-072122 (200-64262-3). The associated flow controller was evaluated upon receipt and was found to be outside the acceptable flow range as compared to the original set flow rate.

Air Toxics
No analytical or quality issues were noted, other than those described in the Definitions/Glossary page.

Detection Summary

Client: GHD Services Inc.
Project/Site: 058507, GM-Lockport Air Samples

Job ID: 200-64262-1

Client Sample ID: 10-IA-1-072122 — Lab Sample ID: 200-64262-1

Analyte	Result	Qualifier	RL	MDL	Unit	Dil Fac	D	Method	Prep Type
Dichlorodifluoromethane	1.5	J	2.5	0.54	ug/m3	1		TO-15	Total/NA
Freon 22	1.1	J	1.8	0.39	ug/m3	1		TO-15	Total/NA
Chloromethane	0.92	J	1.0	0.25	ug/m3	1		TO-15	Total/NA
n-Butane	2.4		1.2	0.45	ug/m3	1		TO-15	Total/NA
Trichlorofluoromethane	1.0	J	1.1	0.29	ug/m3	1		TO-15	Total/NA
Acetone	92		12	4.8	ug/m3	1		TO-15	Total/NA
Isopropyl alcohol	4.2	J	12	2.4	ug/m3	1		TO-15	Total/NA
n-Hexane	43		1.8	0.81	ug/m3	1		TO-15	Total/NA
Methyl Ethyl Ketone	1.9		1.5	0.50	ug/m3	1		TO-15	Total/NA
Cyclohexane	0.85		0.69	0.12	ug/m3	1		TO-15	Total/NA
Carbon tetrachloride	0.37	J	1.3	0.20	ug/m3	1		TO-15	Total/NA
Benzene	0.57	J	0.64	0.24	ug/m3	1		TO-15	Total/NA
n-Heptane	1.1		0.82	0.24	ug/m3	1		TO-15	Total/NA
Trichloroethene	0.19	J	1.1	0.13	ug/m3	1		TO-15	Total/NA
Toluene	61		0.75	0.35	ug/m3	1		TO-15	Total/NA
Tetrachloroethene	1.7		1.4	0.18	ug/m3	1		TO-15	Total/NA
m,p-Xylene	0.96	J	2.2	0.74	ug/m3	1		TO-15	Total/NA
Styrene	0.16	J	0.85	0.14	ug/m3	1		TO-15	Total/NA
1,2,4-Trimethylbenzene	0.51	J	0.98	0.23	ug/m3	1		TO-15	Total/NA
Naphthalene	1.5	J	2.6	0.89	ug/m3	1		TO-15	Total/NA

Client Sample ID: 10-IA-2-072122 — Lab Sample ID: 200-64262-2

Analyte	Result	Qualifier	RL	MDL	Unit	Dil Fac	D	Method	Prep Type
Dichlorodifluoromethane	2.2	J	2.5	0.54	ug/m3	1		TO-15	Total/NA
Freon 22	1.5	J	1.8	0.39	ug/m3	1		TO-15	Total/NA
Chloromethane	1.0		1.0	0.25	ug/m3	1		TO-15	Total/NA
n-Butane	1.9		1.2	0.45	ug/m3	1		TO-15	Total/NA
Trichlorofluoromethane	1.3		1.1	0.29	ug/m3	1		TO-15	Total/NA
Acetone	74		12	4.8	ug/m3	1		TO-15	Total/NA
Isopropyl alcohol	3.3	J	12	2.4	ug/m3	1		TO-15	Total/NA
Methylene Chloride	0.72	J	1.7	0.59	ug/m3	1		TO-15	Total/NA
n-Hexane	35		1.8	0.81	ug/m3	1		TO-15	Total/NA
Methyl Ethyl Ketone	1.8		1.5	0.50	ug/m3	1		TO-15	Total/NA
Cyclohexane	0.73		0.69	0.12	ug/m3	1		TO-15	Total/NA
Carbon tetrachloride	0.47	J	1.3	0.20	ug/m3	1		TO-15	Total/NA
Benzene	0.51	J	0.64	0.24	ug/m3	1		TO-15	Total/NA
n-Heptane	0.62	J	0.82	0.24	ug/m3	1		TO-15	Total/NA
Trichloroethene	0.22	J	1.1	0.13	ug/m3	1		TO-15	Total/NA
Toluene	49		0.75	0.35	ug/m3	1		TO-15	Total/NA
Tetrachloroethene	1.6		1.4	0.18	ug/m3	1		TO-15	Total/NA
m,p-Xylene	0.86	J	2.2	0.74	ug/m3	1		TO-15	Total/NA
Styrene	0.18	J	0.85	0.14	ug/m3	1		TO-15	Total/NA
1,2,4-Trimethylbenzene	0.44	J	0.98	0.23	ug/m3	1		TO-15	Total/NA
Naphthalene	3.4		2.6	0.89	ug/m3	1		TO-15	Total/NA

Client Sample ID: OA-072122 — Lab Sample ID: 200-64262-3

Analyte	Result	Qualifier	RL	MDL	Unit	Dil Fac	D	Method	Prep Type
Dichlorodifluoromethane	1.5	J	2.5	0.54	ug/m3	1		TO-15	Total/NA
Freon 22	1.0	J	1.8	0.39	ug/m3	1		TO-15	Total/NA
Chloromethane	1.2		1.0	0.25	ug/m3	1		TO-15	Total/NA

This Detection Summary does not include radiochemical test results.

Eurofins Burlington

Detection Summary

Client: GHD Services Inc.
Project/Site: 058507, GM-Lockport Air Samples

Job ID: 200-64262-1

Client Sample ID: OA-072122 (Continued)

Lab Sample ID: 200-64262-3

Analyte	Result	Qualifier	RL	MDL	Unit	Dil Fac	D	Method	Prep Type
n-Butane	0.84	J	1.2	0.45	ug/m3	1		TO-15	Total/NA
Trichlorofluoromethane	1.2		1.1	0.29	ug/m3	1		TO-15	Total/NA
Freon TF	0.44	J	1.5	0.42	ug/m3	1		TO-15	Total/NA
Acetone	12		12	4.8	ug/m3	1		TO-15	Total/NA
Isopropyl alcohol	2.9	J	12	2.4	ug/m3	1		TO-15	Total/NA
Methylene Chloride	3.1		1.7	0.59	ug/m3	1		TO-15	Total/NA
n-Hexane	1.5	J	1.8	0.81	ug/m3	1		TO-15	Total/NA
Methyl Ethyl Ketone	1.4	J	1.5	0.50	ug/m3	1		TO-15	Total/NA
Cyclohexane	0.23	J	0.69	0.12	ug/m3	1		TO-15	Total/NA
Carbon tetrachloride	0.49	J	1.3	0.20	ug/m3	1		TO-15	Total/NA
n-Heptane	0.65	J	0.82	0.24	ug/m3	1		TO-15	Total/NA
Toluene	1.9		0.75	0.35	ug/m3	1		TO-15	Total/NA
Tetrachloroethene	0.46	J	1.4	0.18	ug/m3	1		TO-15	Total/NA
m,p-Xylene	0.96	J	2.2	0.74	ug/m3	1		TO-15	Total/NA
Xylene, o-	0.48	J	0.87	0.41	ug/m3	1		TO-15	Total/NA
Xylene (total)	1.4	J	3.0	1.1	ug/m3	1		TO-15	Total/NA
Styrene	0.21	J	0.85	0.14	ug/m3	1		TO-15	Total/NA
1,2,4-Trimethylbenzene	0.64	J	0.98	0.23	ug/m3	1		TO-15	Total/NA

This Detection Summary does not include radiochemical test results.

Client Sample Results

Client: GHD Services Inc.
Project/Site: 058507, GM-Lockport Air Samples

Job ID: 200-64262-1

Client Sample ID: 10-IA-1-072122

Lab Sample ID: 200-64262-1

Date Collected: 07/21/22 16:58
Date Received: 07/23/22 09:40
Sample Container: Summa Canister 6L

Matrix: Air

Method: TO-15 - Volatile Organic Compounds in Ambient Air

Analyte	Result	Qualifier	RL	MDL	Unit	D	Prepared	Analyzed	Dil Fac
Dichlorodifluoromethane	**1.5**	**J**	2.5	0.54	ug/m3			07/25/22 13:54	1
Freon 22	**1.1**	**J**	1.8	0.39	ug/m3			07/25/22 13:54	1
1,2-Dichlorotetrafluoroethane	ND		1.4	0.38	ug/m3			07/25/22 13:54	1
Chloromethane	**0.92**	**J**	1.0	0.25	ug/m3			07/25/22 13:54	1
n-Butane	**2.4**		1.2	0.45	ug/m3			07/25/22 13:54	1
Vinyl chloride	ND		0.51	0.072	ug/m3			07/25/22 13:54	1
1,3-Butadiene	ND		0.44	0.084	ug/m3			07/25/22 13:54	1
Bromomethane	ND		0.78	0.20	ug/m3			07/25/22 13:54	1
Chloroethane	ND		1.3	0.66	ug/m3			07/25/22 13:54	1
Bromoethene(Vinyl Bromide)	ND		0.87	0.37	ug/m3			07/25/22 13:54	1
Trichlorofluoromethane	**1.0**	**J**	1.1	0.29	ug/m3			07/25/22 13:54	1
Freon TF	ND		1.5	0.42	ug/m3			07/25/22 13:54	1
1,1-Dichloroethene	ND		0.79	0.11	ug/m3			07/25/22 13:54	1
Acetone	**92**		12	4.8	ug/m3			07/25/22 13:54	1
Isopropyl alcohol	**4.2**	**J**	12	2.4	ug/m3			07/25/22 13:54	1
Carbon disulfide	ND		1.6	0.40	ug/m3			07/25/22 13:54	1
3-Chloropropene	ND		1.6	0.34	ug/m3			07/25/22 13:54	1
Methylene Chloride	ND		1.7	0.59	ug/m3			07/25/22 13:54	1
tert-Butyl alcohol	ND		15	3.6	ug/m3			07/25/22 13:54	1
Methyl tert-butyl ether	ND		0.72	0.29	ug/m3			07/25/22 13:54	1
trans-1,2-Dichloroethene	ND		0.79	0.35	ug/m3			07/25/22 13:54	1
n-Hexane	**43**		1.8	0.81	ug/m3			07/25/22 13:54	1
1,1-Dichloroethane	ND		0.81	0.12	ug/m3			07/25/22 13:54	1
Methyl Ethyl Ketone	**1.9**		1.5	0.50	ug/m3			07/25/22 13:54	1
cis-1,2-Dichloroethene	ND		0.79	0.13	ug/m3			07/25/22 13:54	1
1,2-Dichloroethene, Total	ND		1.6	0.71	ug/m3			07/25/22 13:54	1
Chloroform	ND		0.98	0.22	ug/m3			07/25/22 13:54	1
Tetrahydrofuran	ND		15	3.5	ug/m3			07/25/22 13:54	1
1,1,1-Trichloroethane	ND		1.1	0.21	ug/m3			07/25/22 13:54	1
Cyclohexane	**0.85**		0.69	0.12	ug/m3			07/25/22 13:54	1
Carbon tetrachloride	**0.37**	**J**	1.3	0.20	ug/m3			07/25/22 13:54	1
2,2,4-Trimethylpentane	ND		0.93	0.16	ug/m3			07/25/22 13:54	1
Benzene	**0.57**	**J**	0.64	0.24	ug/m3			07/25/22 13:54	1
1,2-Dichloroethane	ND		0.81	0.61	ug/m3			07/25/22 13:54	1
n-Heptane	**1.1**		0.82	0.24	ug/m3			07/25/22 13:54	1
Trichloroethene	**0.19**	**J**	1.1	0.13	ug/m3			07/25/22 13:54	1
Methyl methacrylate	ND		2.0	0.66	ug/m3			07/25/22 13:54	1
1,2-Dichloropropane	ND		0.92	0.40	ug/m3			07/25/22 13:54	1
1,4-Dioxane	ND		18	6.1	ug/m3			07/25/22 13:54	1
Bromodichloromethane	ND		1.3	0.27	ug/m3			07/25/22 13:54	1
cis-1,3-Dichloropropene	ND		0.91	0.091	ug/m3			07/25/22 13:54	1
methyl isobutyl ketone	ND		2.0	0.78	ug/m3			07/25/22 13:54	1
Toluene	**61**		0.75	0.35	ug/m3			07/25/22 13:54	1
trans-1,3-Dichloropropene	ND		0.91	0.40	ug/m3			07/25/22 13:54	1
1,1,2-Trichloroethane	ND		1.1	0.19	ug/m3			07/25/22 13:54	1
Tetrachloroethene	**1.7**		1.4	0.18	ug/m3			07/25/22 13:54	1
Methyl Butyl Ketone (2-Hexanone)	ND		2.0	0.82	ug/m3			07/25/22 13:54	1
Dibromochloromethane	ND		1.7	0.26	ug/m3			07/25/22 13:54	1

Client Sample Results

Client: GHD Services Inc.
Project/Site: 058507, GM-Lockport Air Samples

Job ID: 200-64262-1

Client Sample ID: 10-IA-1-072122

Lab Sample ID: 200-64262-1
Matrix: Air

Date Collected: 07/21/22 16:58
Date Received: 07/23/22 09:40
Sample Container: Summa Canister 6L

Method: TO-15 - Volatile Organic Compounds in Ambient Air (Continued)

Analyte	Result	Qualifier	RL	MDL	Unit	D	Prepared	Analyzed	Dil Fac
1,2-Dibromoethane	ND		1.5	0.35	ug/m3			07/25/22 13:54	1
Chlorobenzene	ND		0.92	0.20	ug/m3			07/25/22 13:54	1
Ethylbenzene	ND		0.87	0.43	ug/m3			07/25/22 13:54	1
m,p-Xylene	**0.96**	**J**	2.2	0.74	ug/m3			07/25/22 13:54	1
Xylene, o-	ND		0.87	0.41	ug/m3			07/25/22 13:54	1
Xylene (total)	ND		3.0	1.1	ug/m3			07/25/22 13:54	1
Styrene	**0.16**	**J**	0.85	0.14	ug/m3			07/25/22 13:54	1
Bromoform	ND		2.1	0.60	ug/m3			07/25/22 13:54	1
Cumene	ND		0.98	0.18	ug/m3			07/25/22 13:54	1
1,1,2,2-Tetrachloroethane	ND		1.4	0.30	ug/m3			07/25/22 13:54	1
n-Propylbenzene	ND		0.98	0.23	ug/m3			07/25/22 13:54	1
4-Ethyltoluene	ND		0.98	0.25	ug/m3			07/25/22 13:54	1
1,3,5-Trimethylbenzene	ND		0.98	0.22	ug/m3			07/25/22 13:54	1
2-Chlorotoluene	ND		1.0	0.25	ug/m3			07/25/22 13:54	1
tert-Butylbenzene	ND		1.1	0.20	ug/m3			07/25/22 13:54	1
1,2,4-Trimethylbenzene	**0.51**	**J**	0.98	0.23	ug/m3			07/25/22 13:54	1
sec-Butylbenzene	ND		1.1	0.21	ug/m3			07/25/22 13:54	1
4-Isopropyltoluene	ND		1.1	0.21	ug/m3			07/25/22 13:54	1
1,3-Dichlorobenzene	ND		1.2	0.54	ug/m3			07/25/22 13:54	1
1,4-Dichlorobenzene	ND		1.2	0.57	ug/m3			07/25/22 13:54	1
Benzyl chloride	ND		1.0	0.38	ug/m3			07/25/22 13:54	1
n-Butylbenzene	ND		1.1	0.30	ug/m3			07/25/22 13:54	1
1,2-Dichlorobenzene	ND		1.2	0.42	ug/m3			07/25/22 13:54	1
1,2,4-Trichlorobenzene	ND		3.7	1.4	ug/m3			07/25/22 13:54	1
Hexachlorobutadiene	ND		2.1	0.33	ug/m3			07/25/22 13:54	1
Naphthalene	**1.5**	**J**	2.6	0.89	ug/m3			07/25/22 13:54	1

Client Sample ID: 10-IA-2-072122

Lab Sample ID: 200-64262-2
Matrix: Air

Date Collected: 07/21/22 15:57
Date Received: 07/23/22 09:40
Sample Container: Summa Canister 6L

Method: TO-15 - Volatile Organic Compounds in Ambient Air

Analyte	Result	Qualifier	RL	MDL	Unit	D	Prepared	Analyzed	Dil Fac
Dichlorodifluoromethane	**2.2**	**J**	2.5	0.54	ug/m3			07/25/22 14:49	1
Freon 22	**1.5**	**J**	1.8	0.39	ug/m3			07/25/22 14:49	1
1,2-Dichlorotetrafluoroethane	ND		1.4	0.38	ug/m3			07/25/22 14:49	1
Chloromethane	**1.0**		1.0	0.25	ug/m3			07/25/22 14:49	1
n-Butane	**1.9**		1.2	0.45	ug/m3			07/25/22 14:49	1
Vinyl chloride	ND		0.51	0.072	ug/m3			07/25/22 14:49	1
1,3-Butadiene	ND		0.44	0.084	ug/m3			07/25/22 14:49	1
Bromomethane	ND		0.78	0.20	ug/m3			07/25/22 14:49	1
Chloroethane	ND		1.3	0.66	ug/m3			07/25/22 14:49	1
Bromoethene(Vinyl Bromide)	ND		0.87	0.37	ug/m3			07/25/22 14:49	1
Trichlorofluoromethane	**1.3**		1.1	0.29	ug/m3			07/25/22 14:49	1
Freon TF	ND		1.5	0.42	ug/m3			07/25/22 14:49	1
1,1-Dichloroethene	ND		0.79	0.11	ug/m3			07/25/22 14:49	1
Acetone	**74**		12	4.8	ug/m3			07/25/22 14:49	1
Isopropyl alcohol	**3.3**	**J**	12	2.4	ug/m3			07/25/22 14:49	1

Client Sample Results

Client: GHD Services Inc.
Project/Site: 058507, GM-Lockport Air Samples

Job ID: 200-64262-1

Client Sample ID: 10-IA-2-072122

Lab Sample ID: 200-64262-2
Matrix: Air

Date Collected: 07/21/22 15:57
Date Received: 07/23/22 09:40
Sample Container: Summa Canister 6L

Method: TO-15 - Volatile Organic Compounds in Ambient Air (Continued)

Analyte	Result	Qualifier	RL	MDL	Unit	D	Prepared	Analyzed	Dil Fac
Carbon disulfide	ND		1.6	0.40	ug/m3			07/25/22 14:49	1
3-Chloropropene	ND		1.6	0.34	ug/m3			07/25/22 14:49	1
Methylene Chloride	**0.72**	**J**	1.7	0.59	ug/m3			07/25/22 14:49	1
tert-Butyl alcohol	ND		15	3.6	ug/m3			07/25/22 14:49	1
Methyl tert-butyl ether	ND		0.72	0.29	ug/m3			07/25/22 14:49	1
trans-1,2-Dichloroethene	ND		0.79	0.35	ug/m3			07/25/22 14:49	1
n-Hexane	**35**		1.8	0.81	ug/m3			07/25/22 14:49	1
1,1-Dichloroethane	ND		0.81	0.12	ug/m3			07/25/22 14:49	1
Methyl Ethyl Ketone	**1.8**		1.5	0.50	ug/m3			07/25/22 14:49	1
cis-1,2-Dichloroethene	ND		0.79	0.13	ug/m3			07/25/22 14:49	1
1,2-Dichloroethene, Total	ND		1.6	0.71	ug/m3			07/25/22 14:49	1
Chloroform	ND		0.98	0.22	ug/m3			07/25/22 14:49	1
Tetrahydrofuran	ND		15	3.5	ug/m3			07/25/22 14:49	1
1,1,1-Trichloroethane	ND		1.1	0.21	ug/m3			07/25/22 14:49	1
Cyclohexane	**0.73**		0.69	0.12	ug/m3			07/25/22 14:49	1
Carbon tetrachloride	**0.47**	**J**	1.3	0.20	ug/m3			07/25/22 14:49	1
2,2,4-Trimethylpentane	ND		0.93	0.16	ug/m3			07/25/22 14:49	1
Benzene	**0.51**	**J**	0.64	0.24	ug/m3			07/25/22 14:49	1
1,2-Dichloroethane	ND		0.81	0.61	ug/m3			07/25/22 14:49	1
n-Heptane	**0.62**	**J**	0.82	0.24	ug/m3			07/25/22 14:49	1
Trichloroethene	**0.22**	**J**	1.1	0.13	ug/m3			07/25/22 14:49	1
Methyl methacrylate	ND		2.0	0.66	ug/m3			07/25/22 14:49	1
1,2-Dichloropropane	ND		0.92	0.40	ug/m3			07/25/22 14:49	1
1,4-Dioxane	ND		18	6.1	ug/m3			07/25/22 14:49	1
Bromodichloromethane	ND		1.3	0.27	ug/m3			07/25/22 14:49	1
cis-1,3-Dichloropropene	ND		0.91	0.091	ug/m3			07/25/22 14:49	1
methyl isobutyl ketone	ND		2.0	0.78	ug/m3			07/25/22 14:49	1
Toluene	**49**		0.75	0.35	ug/m3			07/25/22 14:49	1
trans-1,3-Dichloropropene	ND		0.91	0.40	ug/m3			07/25/22 14:49	1
1,1,2-Trichloroethane	ND		1.1	0.19	ug/m3			07/25/22 14:49	1
Tetrachloroethene	**1.6**		1.4	0.18	ug/m3			07/25/22 14:49	1
Methyl Butyl Ketone (2-Hexanone)	ND		2.0	0.82	ug/m3			07/25/22 14:49	1
Dibromochloromethane	ND		1.7	0.26	ug/m3			07/25/22 14:49	1
1,2-Dibromoethane	ND		1.5	0.35	ug/m3			07/25/22 14:49	1
Chlorobenzene	ND		0.92	0.20	ug/m3			07/25/22 14:49	1
Ethylbenzene	ND		0.87	0.43	ug/m3			07/25/22 14:49	1
m,p-Xylene	**0.86**	**J**	2.2	0.74	ug/m3			07/25/22 14:49	1
Xylene, o-	ND		0.87	0.41	ug/m3			07/25/22 14:49	1
Xylene (total)	ND		3.0	1.1	ug/m3			07/25/22 14:49	1
Styrene	**0.18**	**J**	0.85	0.14	ug/m3			07/25/22 14:49	1
Bromoform	ND		2.1	0.60	ug/m3			07/25/22 14:49	1
Cumene	ND		0.98	0.18	ug/m3			07/25/22 14:49	1
1,1,2,2-Tetrachloroethane	ND		1.4	0.30	ug/m3			07/25/22 14:49	1
n-Propylbenzene	ND		0.98	0.23	ug/m3			07/25/22 14:49	1
4-Ethyltoluene	ND		0.98	0.25	ug/m3			07/25/22 14:49	1
1,3,5-Trimethylbenzene	ND		0.98	0.22	ug/m3			07/25/22 14:49	1
2-Chlorotoluene	ND		1.0	0.25	ug/m3			07/25/22 14:49	1
tert-Butylbenzene	ND		1.1	0.20	ug/m3			07/25/22 14:49	1

Client Sample ID: 10-IA-2-072122

Lab Sample ID: 200-64262-2

Date Collected: 07/21/22 15:57
Matrix: Air
Date Received: 07/23/22 09:40
Sample Container: Summa Canister 6L

Method: TO-15 - Volatile Organic Compounds in Ambient Air (Continued)

Analyte	Result	Qualifier	RL	MDL	Unit	D	Prepared	Analyzed	Dil Fac
1,2,4-Trimethylbenzene	**0.44**	**J**	0.98	0.23	ug/m3			07/25/22 14:49	1
sec-Butylbenzene	ND		1.1	0.21	ug/m3			07/25/22 14:49	1
4-Isopropyltoluene	ND		1.1	0.21	ug/m3			07/25/22 14:49	1
1,3-Dichlorobenzene	ND		1.2	0.54	ug/m3			07/25/22 14:49	1
1,4-Dichlorobenzene	ND		1.2	0.57	ug/m3			07/25/22 14:49	1
Benzyl chloride	ND		1.0	0.38	ug/m3			07/25/22 14:49	1
n-Butylbenzene	ND		1.1	0.30	ug/m3			07/25/22 14:49	1
1,2-Dichlorobenzene	ND		1.2	0.42	ug/m3			07/25/22 14:49	1
1,2,4-Trichlorobenzene	ND		3.7	1.4	ug/m3			07/25/22 14:49	1
Hexachlorobutadiene	ND		2.1	0.33	ug/m3			07/25/22 14:49	1
Naphthalene	**3.4**		2.6	0.89	ug/m3			07/25/22 14:49	1

Client Sample ID: OA-072122

Lab Sample ID: 200-64262-3

Date Collected: 07/21/22 15:21
Matrix: Air
Date Received: 07/23/22 09:40
Sample Container: Summa Canister 6L

Method: TO-15 - Volatile Organic Compounds in Ambient Air

Analyte	Result	Qualifier	RL	MDL	Unit	D	Prepared	Analyzed	Dil Fac
Dichlorodifluoromethane	**1.5**	**J**	2.5	0.54	ug/m3			07/25/22 15:43	1
Freon 22	**1.0**	**J**	1.8	0.39	ug/m3			07/25/22 15:43	1
1,2-Dichlorotetrafluoroethane	ND		1.4	0.38	ug/m3			07/25/22 15:43	1
Chloromethane	**1.2**		1.0	0.25	ug/m3			07/25/22 15:43	1
n-Butane	**0.84**	**J**	1.2	0.45	ug/m3			07/25/22 15:43	1
Vinyl chloride	ND		0.51	0.072	ug/m3			07/25/22 15:43	1
1,3-Butadiene	ND		0.44	0.084	ug/m3			07/25/22 15:43	1
Bromomethane	ND		0.78	0.20	ug/m3			07/25/22 15:43	1
Chloroethane	ND		1.3	0.66	ug/m3			07/25/22 15:43	1
Bromoethene(Vinyl Bromide)	ND		0.87	0.37	ug/m3			07/25/22 15:43	1
Trichlorofluoromethane	**1.2**		1.1	0.29	ug/m3			07/25/22 15:43	1
Freon TF	**0.44**	**J**	1.5	0.42	ug/m3			07/25/22 15:43	1
1,1-Dichloroethene	ND		0.79	0.11	ug/m3			07/25/22 15:43	1
Acetone	**12**		12	4.8	ug/m3			07/25/22 15:43	1
Isopropyl alcohol	**2.9**	**J**	12	2.4	ug/m3			07/25/22 15:43	1
Carbon disulfide	ND		1.6	0.40	ug/m3			07/25/22 15:43	1
3-Chloropropene	ND		1.6	0.34	ug/m3			07/25/22 15:43	1
Methylene Chloride	**3.1**		1.7	0.59	ug/m3			07/25/22 15:43	1
tert-Butyl alcohol	ND		15	3.6	ug/m3			07/25/22 15:43	1
Methyl tert-butyl ether	ND		0.72	0.29	ug/m3			07/25/22 15:43	1
trans-1,2-Dichloroethene	ND		0.79	0.35	ug/m3			07/25/22 15:43	1
n-Hexane	**1.5**	**J**	1.8	0.81	ug/m3			07/25/22 15:43	1
1,1-Dichloroethane	ND		0.81	0.12	ug/m3			07/25/22 15:43	1
Methyl Ethyl Ketone	**1.4**	**J**	1.5	0.50	ug/m3			07/25/22 15:43	1
cis-1,2-Dichloroethene	ND		0.79	0.13	ug/m3			07/25/22 15:43	1
1,2-Dichloroethene, Total	ND		1.6	0.71	ug/m3			07/25/22 15:43	1
Chloroform	ND		0.98	0.22	ug/m3			07/25/22 15:43	1
Tetrahydrofuran	ND		15	3.5	ug/m3			07/25/22 15:43	1
1,1,1-Trichloroethane	ND		1.1	0.21	ug/m3			07/25/22 15:43	1
Cyclohexane	**0.23**	**J**	0.69	0.12	ug/m3			07/25/22 15:43	1

Client Sample Results

Client: GHD Services Inc.
Project/Site: 058507, GM-Lockport Air Samples

Job ID: 200-64262-1

Client Sample ID: OA-072122

Lab Sample ID: 200-64262-3

Date Collected: 07/21/22 15:21
Matrix: Air
Date Received: 07/23/22 09:40
Sample Container: Summa Canister 6L

Method: TO-15 - Volatile Organic Compounds in Ambient Air (Continued)

Analyte	Result	Qualifier	RL	MDL	Unit	D	Prepared	Analyzed	Dil Fac
Carbon tetrachloride	**0.49**	**J**	1.3	0.20	ug/m3			07/25/22 15:43	1
2,2,4-Trimethylpentane	ND		0.93	0.16	ug/m3			07/25/22 15:43	1
Benzene	ND		0.64	0.24	ug/m3			07/25/22 15:43	1
1,2-Dichloroethane	ND		0.81	0.61	ug/m3			07/25/22 15:43	1
n-Heptane	**0.65**	**J**	0.82	0.24	ug/m3			07/25/22 15:43	1
Trichloroethene	ND		1.1	0.13	ug/m3			07/25/22 15:43	1
Methyl methacrylate	ND		2.0	0.66	ug/m3			07/25/22 15:43	1
1,2-Dichloropropane	ND		0.92	0.40	ug/m3			07/25/22 15:43	1
1,4-Dioxane	ND		18	6.1	ug/m3			07/25/22 15:43	1
Bromodichloromethane	ND		1.3	0.27	ug/m3			07/25/22 15:43	1
cis-1,3-Dichloropropene	ND		0.91	0.091	ug/m3			07/25/22 15:43	1
methyl isobutyl ketone	ND		2.0	0.78	ug/m3			07/25/22 15:43	1
Toluene	**1.9**		0.75	0.35	ug/m3			07/25/22 15:43	1
trans-1,3-Dichloropropene	ND		0.91	0.40	ug/m3			07/25/22 15:43	1
1,1,2-Trichloroethane	ND		1.1	0.19	ug/m3			07/25/22 15:43	1
Tetrachloroethene	**0.46**	**J**	1.4	0.18	ug/m3			07/25/22 15:43	1
Methyl Butyl Ketone (2-Hexanone)	ND		2.0	0.82	ug/m3			07/25/22 15:43	1
Dibromochloromethane	ND		1.7	0.26	ug/m3			07/25/22 15:43	1
1,2-Dibromoethane	ND		1.5	0.35	ug/m3			07/25/22 15:43	1
Chlorobenzene	ND		0.92	0.20	ug/m3			07/25/22 15:43	1
Ethylbenzene	ND		0.87	0.43	ug/m3			07/25/22 15:43	1
m,p-Xylene	**0.96**	**J**	2.2	0.74	ug/m3			07/25/22 15:43	1
Xylene, o-	**0.48**	**J**	0.87	0.41	ug/m3			07/25/22 15:43	1
Xylene (total)	**1.4**	**J**	3.0	1.1	ug/m3			07/25/22 15:43	1
Styrene	**0.21**	**J**	0.85	0.14	ug/m3			07/25/22 15:43	1
Bromoform	ND		2.1	0.60	ug/m3			07/25/22 15:43	1
Cumene	ND		0.98	0.18	ug/m3			07/25/22 15:43	1
1,1,2,2-Tetrachloroethane	ND		1.4	0.30	ug/m3			07/25/22 15:43	1
n-Propylbenzene	ND		0.98	0.23	ug/m3			07/25/22 15:43	1
4-Ethyltoluene	ND		0.98	0.25	ug/m3			07/25/22 15:43	1
1,3,5-Trimethylbenzene	ND		0.98	0.22	ug/m3			07/25/22 15:43	1
2-Chlorotoluene	ND		1.0	0.25	ug/m3			07/25/22 15:43	1
tert-Butylbenzene	ND		1.1	0.20	ug/m3			07/25/22 15:43	1
1,2,4-Trimethylbenzene	**0.64**	**J**	0.98	0.23	ug/m3			07/25/22 15:43	1
sec-Butylbenzene	ND		1.1	0.21	ug/m3			07/25/22 15:43	1
4-Isopropyltoluene	ND		1.1	0.21	ug/m3			07/25/22 15:43	1
1,3-Dichlorobenzene	ND		1.2	0.54	ug/m3			07/25/22 15:43	1
1,4-Dichlorobenzene	ND		1.2	0.57	ug/m3			07/25/22 15:43	1
Benzyl chloride	ND		1.0	0.38	ug/m3			07/25/22 15:43	1
n-Butylbenzene	ND		1.1	0.30	ug/m3			07/25/22 15:43	1
1,2-Dichlorobenzene	ND		1.2	0.42	ug/m3			07/25/22 15:43	1
1,2,4-Trichlorobenzene	ND		3.7	1.4	ug/m3			07/25/22 15:43	1
Hexachlorobutadiene	ND		2.1	0.33	ug/m3			07/25/22 15:43	1
Naphthalene	ND		2.6	0.89	ug/m3			07/25/22 15:43	1

QC Sample Results

Client: GHD Services Inc.
Project/Site: 058507, GM-Lockport Air Samples

Job ID: 200-64262-1

Method: TO-15 - Volatile Organic Compounds in Ambient Air

Lab Sample ID: MB 200-181983/5
Matrix: Air
Analysis Batch: 181983

Client Sample ID: Method Blank
Prep Type: Total/NA

Analyte	MB Result	MB Qualifier	RL	MDL	Unit	D	Prepared	Analyzed	Dil Fac
Dichlorodifluoromethane	ND		2.5	0.54	ug/m3			07/25/22 11:09	1
Freon 22	ND		1.8	0.39	ug/m3			07/25/22 11:09	1
1,2-Dichlorotetrafluoroethane	ND		1.4	0.38	ug/m3			07/25/22 11:09	1
Chloromethane	ND		1.0	0.25	ug/m3			07/25/22 11:09	1
n-Butane	ND		1.2	0.45	ug/m3			07/25/22 11:09	1
Vinyl chloride	ND		0.51	0.072	ug/m3			07/25/22 11:09	1
1,3-Butadiene	ND		0.44	0.084	ug/m3			07/25/22 11:09	1
Bromomethane	ND		0.78	0.20	ug/m3			07/25/22 11:09	1
Chloroethane	ND		1.3	0.66	ug/m3			07/25/22 11:09	1
Bromoethene(Vinyl Bromide)	ND		0.87	0.37	ug/m3			07/25/22 11:09	1
Trichlorofluoromethane	ND		1.1	0.29	ug/m3			07/25/22 11:09	1
Freon TF	ND		1.5	0.42	ug/m3			07/25/22 11:09	1
1,1-Dichloroethene	ND		0.79	0.11	ug/m3			07/25/22 11:09	1
Acetone	ND		12	4.8	ug/m3			07/25/22 11:09	1
Isopropyl alcohol	ND		12	2.4	ug/m3			07/25/22 11:09	1
Carbon disulfide	ND		1.6	0.40	ug/m3			07/25/22 11:09	1
3-Chloropropene	ND		1.6	0.34	ug/m3			07/25/22 11:09	1
Methylene Chloride	ND		1.7	0.59	ug/m3			07/25/22 11:09	1
tert-Butyl alcohol	ND		15	3.6	ug/m3			07/25/22 11:09	1
Methyl tert-butyl ether	ND		0.72	0.29	ug/m3			07/25/22 11:09	1
trans-1,2-Dichloroethene	ND		0.79	0.35	ug/m3			07/25/22 11:09	1
n-Hexane	ND		1.8	0.81	ug/m3			07/25/22 11:09	1
1,1-Dichloroethane	ND		0.81	0.12	ug/m3			07/25/22 11:09	1
Methyl Ethyl Ketone	ND		1.5	0.50	ug/m3			07/25/22 11:09	1
cis-1,2-Dichloroethene	ND		0.79	0.13	ug/m3			07/25/22 11:09	1
1,2-Dichloroethene, Total	ND		1.6	0.71	ug/m3			07/25/22 11:09	1
Chloroform	ND		0.98	0.22	ug/m3			07/25/22 11:09	1
Tetrahydrofuran	ND		15	3.5	ug/m3			07/25/22 11:09	1
1,1,1-Trichloroethane	ND		1.1	0.21	ug/m3			07/25/22 11:09	1
Cyclohexane	ND		0.69	0.12	ug/m3			07/25/22 11:09	1
Carbon tetrachloride	ND		1.3	0.20	ug/m3			07/25/22 11:09	1
2,2,4-Trimethylpentane	ND		0.93	0.16	ug/m3			07/25/22 11:09	1
Benzene	ND		0.64	0.24	ug/m3			07/25/22 11:09	1
1,2-Dichloroethane	ND		0.81	0.61	ug/m3			07/25/22 11:09	1
n-Heptane	ND		0.82	0.24	ug/m3			07/25/22 11:09	1
Trichloroethene	ND		1.1	0.13	ug/m3			07/25/22 11:09	1
Methyl methacrylate	ND		2.0	0.66	ug/m3			07/25/22 11:09	1
1,2-Dichloropropane	ND		0.92	0.40	ug/m3			07/25/22 11:09	1
1,4-Dioxane	ND		18	6.1	ug/m3			07/25/22 11:09	1
Bromodichloromethane	ND		1.3	0.27	ug/m3			07/25/22 11:09	1
cis-1,3-Dichloropropene	ND		0.91	0.091	ug/m3			07/25/22 11:09	1
methyl isobutyl ketone	ND		2.0	0.78	ug/m3			07/25/22 11:09	1
Toluene	ND		0.75	0.35	ug/m3			07/25/22 11:09	1
trans-1,3-Dichloropropene	ND		0.91	0.40	ug/m3			07/25/22 11:09	1
1,1,2-Trichloroethane	ND		1.1	0.19	ug/m3			07/25/22 11:09	1
Tetrachloroethene	ND		1.4	0.18	ug/m3			07/25/22 11:09	1
Methyl Butyl Ketone (2-Hexanone)	ND		2.0	0.82	ug/m3			07/25/22 11:09	1
Dibromochloromethane	ND		1.7	0.26	ug/m3			07/25/22 11:09	1

Method: TO-15 - Volatile Organic Compounds in Ambient Air (Continued)

Lab Sample ID: MB 200-181983/5
Matrix: Air
Analysis Batch: 181983

Client Sample ID: Method Blank
Prep Type: Total/NA

Analyte	MB Result	MB Qualifier	RL	MDL	Unit	D	Prepared	Analyzed	Dil Fac
1,2-Dibromoethane	ND		1.5	0.35	ug/m3			07/25/22 11:09	1
Chlorobenzene	ND		0.92	0.20	ug/m3			07/25/22 11:09	1
Ethylbenzene	ND		0.87	0.43	ug/m3			07/25/22 11:09	1
m,p-Xylene	ND		2.2	0.74	ug/m3			07/25/22 11:09	1
Xylene, o-	ND		0.87	0.41	ug/m3			07/25/22 11:09	1
Xylene (total)	ND		3.0	1.1	ug/m3			07/25/22 11:09	1
Styrene	ND		0.85	0.14	ug/m3			07/25/22 11:09	1
Bromoform	ND		2.1	0.60	ug/m3			07/25/22 11:09	1
Cumene	ND		0.98	0.18	ug/m3			07/25/22 11:09	1
1,1,2,2-Tetrachloroethane	ND		1.4	0.30	ug/m3			07/25/22 11:09	1
n-Propylbenzene	ND		0.98	0.23	ug/m3			07/25/22 11:09	1
4-Ethyltoluene	ND		0.98	0.25	ug/m3			07/25/22 11:09	1
1,3,5-Trimethylbenzene	ND		0.98	0.22	ug/m3			07/25/22 11:09	1
2-Chlorotoluene	ND		1.0	0.25	ug/m3			07/25/22 11:09	1
tert-Butylbenzene	ND		1.1	0.20	ug/m3			07/25/22 11:09	1
1,2,4-Trimethylbenzene	ND		0.98	0.23	ug/m3			07/25/22 11:09	1
sec-Butylbenzene	ND		1.1	0.21	ug/m3			07/25/22 11:09	1
4-Isopropyltoluene	ND		1.1	0.21	ug/m3			07/25/22 11:09	1
1,3-Dichlorobenzene	ND		1.2	0.54	ug/m3			07/25/22 11:09	1
1,4-Dichlorobenzene	ND		1.2	0.57	ug/m3			07/25/22 11:09	1
Benzyl chloride	ND		1.0	0.38	ug/m3			07/25/22 11:09	1
n-Butylbenzene	ND		1.1	0.30	ug/m3			07/25/22 11:09	1
1,2-Dichlorobenzene	ND		1.2	0.42	ug/m3			07/25/22 11:09	1
1,2,4-Trichlorobenzene	ND		3.7	1.4	ug/m3			07/25/22 11:09	1
Hexachlorobutadiene	ND		2.1	0.33	ug/m3			07/25/22 11:09	1
Naphthalene	ND		2.6	0.89	ug/m3			07/25/22 11:09	1

Lab Sample ID: LCS 200-181983/3
Matrix: Air
Analysis Batch: 181983

Client Sample ID: Lab Control Sample
Prep Type: Total/NA

Analyte	Spike Added	LCS Result	LCS Qualifier	Unit	D	%Rec	%Rec Limits
Dichlorodifluoromethane	49.4	49.7		ug/m3		100	61 - 142
Freon 22	35.4	37.3		ug/m3		105	60 - 147
1,2-Dichlorotetrafluoroethane	69.9	71.1		ug/m3		102	71 - 141
Chloromethane	20.6	21.5		ug/m3		104	56 - 141
n-Butane	23.8	24.5		ug/m3		103	53 - 151
Vinyl chloride	25.6	24.6		ug/m3		96	61 - 135
1,3-Butadiene	22.1	22.3		ug/m3		101	58 - 139
Bromomethane	38.8	38.8		ug/m3		100	72 - 124
Chloroethane	26.4	27.3		ug/m3		104	68 - 130
Bromoethene(Vinyl Bromide)	43.7	45.7		ug/m3		105	75 - 125
Trichlorofluoromethane	56.2	58.1		ug/m3		103	70 - 129
Freon TF	76.6	80.3		ug/m3		105	70 - 121
1,1-Dichloroethene	39.6	38.0		ug/m3		96	68 - 120
Acetone	23.7	25.8		ug/m3		109	54 - 154
Isopropyl alcohol	24.6	25.8		ug/m3		105	53 - 142
Carbon disulfide	31.1	32.7		ug/m3		105	71 - 138
3-Chloropropene	31.3	26.9		ug/m3		86	50 - 150

Method: TO-15 - Volatile Organic Compounds in Ambient Air (Continued)

Lab Sample ID: LCS 200-181983/3
Matrix: Air
Analysis Batch: 181983

Client Sample ID: Lab Control Sample
Prep Type: Total/NA

Analyte	Spike Added	LCS Result	LCS Qualifier	Unit	D	%Rec	%Rec Limits
Methylene Chloride	34.7	35.4		ug/m3		102	59 - 137
tert-Butyl alcohol	30.3	33.2		ug/m3		109	66 - 132
Methyl tert-butyl ether	36.0	38.3		ug/m3		106	70 - 127
trans-1,2-Dichloroethene	39.6	41.4		ug/m3		104	69 - 137
n-Hexane	35.2	37.3		ug/m3		106	63 - 138
1,1-Dichloroethane	40.5	40.6		ug/m3		100	66 - 130
Methyl Ethyl Ketone	29.5	27.8		ug/m3		94	72 - 124
cis-1,2-Dichloroethene	39.6	39.6		ug/m3		100	72 - 121
Chloroform	48.8	50.8		ug/m3		104	73 - 124
Tetrahydrofuran	29.5	31.4		ug/m3		106	60 - 149
1,1,1-Trichloroethane	54.6	56.3		ug/m3		103	72 - 127
Cyclohexane	34.4	36.6		ug/m3		106	76 - 124
Carbon tetrachloride	62.9	63.6		ug/m3		101	71 - 133
2,2,4-Trimethylpentane	46.7	48.8		ug/m3		105	68 - 131
Benzene	31.9	33.7		ug/m3		105	73 - 119
1,2-Dichloroethane	40.5	42.2		ug/m3		104	68 - 135
n-Heptane	41.0	42.1		ug/m3		103	60 - 142
Trichloroethene	53.7	53.7		ug/m3		100	73 - 122
Methyl methacrylate	40.9	43.6		ug/m3		106	73 - 129
1,2-Dichloropropane	46.2	45.9		ug/m3		99	69 - 128
1,4-Dioxane	36.0	39.7		ug/m3		110	66 - 129
Bromodichloromethane	67.0	70.3		ug/m3		105	75 - 127
cis-1,3-Dichloropropene	45.4	48.7		ug/m3		107	74 - 125
methyl isobutyl ketone	41.0	43.1		ug/m3		105	58 - 144
Toluene	37.7	39.1		ug/m3		104	75 - 122
trans-1,3-Dichloropropene	45.4	48.2		ug/m3		106	74 - 128
1,1,2-Trichloroethane	54.6	56.5		ug/m3		104	75 - 126
Tetrachloroethene	67.8	66.4		ug/m3		98	70 - 125
Methyl Butyl Ketone (2-Hexanone)	41.0	43.8		ug/m3		107	57 - 143
Dibromochloromethane	85.2	89.6		ug/m3		105	73 - 125
1,2-Dibromoethane	76.8	81.4		ug/m3		106	78 - 122
Chlorobenzene	46.0	47.7		ug/m3		104	76 - 119
Ethylbenzene	43.4	45.4		ug/m3		104	74 - 122
m,p-Xylene	86.8	91.0		ug/m3		105	76 - 121
Xylene, o-	43.4	45.4		ug/m3		105	73 - 123
Styrene	42.6	46.7		ug/m3		110	74 - 125
Bromoform	103	108		ug/m3		105	53 - 149
Cumene	49.1	51.4		ug/m3		105	73 - 123
1,1,2,2-Tetrachloroethane	68.6	71.1		ug/m3		104	74 - 126
n-Propylbenzene	49.1	51.4		ug/m3		105	73 - 127
4-Ethyltoluene	49.2	52.3		ug/m3		106	75 - 129
1,3,5-Trimethylbenzene	49.2	51.5		ug/m3		105	72 - 126
2-Chlorotoluene	51.8	54.0		ug/m3		104	74 - 126
tert-Butylbenzene	54.9	56.0		ug/m3		102	71 - 125
1,2,4-Trimethylbenzene	49.2	51.0		ug/m3		104	71 - 129
sec-Butylbenzene	54.9	56.3		ug/m3		103	70 - 128
4-Isopropyltoluene	54.9	57.8		ug/m3		105	68 - 130
1,3-Dichlorobenzene	60.1	66.2		ug/m3		110	69 - 131

Method: TO-15 - Volatile Organic Compounds in Ambient Air (Continued)

Lab Sample ID: LCS 200-181983/3
Matrix: Air
Analysis Batch: 181983

Client Sample ID: Lab Control Sample
Prep Type: Total/NA

Analyte	Spike Added	LCS Result	LCS Qualifier	Unit	D	%Rec	%Rec Limits
1,4-Dichlorobenzene	60.1	66.9		ug/m3		111	67 - 132
Benzyl chloride	51.8	58.8		ug/m3		114	60 - 136
n-Butylbenzene	54.9	58.5		ug/m3		107	65 - 137
1,2-Dichlorobenzene	60.1	62.5		ug/m3		104	68 - 129
1,2,4-Trichlorobenzene	74.2	85.3		ug/m3		115	50 - 150
Hexachlorobutadiene	107	103		ug/m3		96	58 - 130
Naphthalene	52.4	59.0		ug/m3		113	50 - 150

QC Association Summary

Client: GHD Services Inc.
Project/Site: 058507, GM-Lockport Air Samples

Job ID: 200-64262-1

Air - GC/MS VOA

Analysis Batch: 181983

Lab Sample ID	Client Sample ID	Prep Type	Matrix	Method	Prep Batch
200-64262-1	10-IA-1-072122	Total/NA	Air	TO-15	
200-64262-2	10-IA-2-072122	Total/NA	Air	TO-15	
200-64262-3	OA-072122	Total/NA	Air	TO-15	
MB 200-181983/5	Method Blank	Total/NA	Air	TO-15	
LCS 200-181983/3	Lab Control Sample	Total/NA	Air	TO-15	

Lab Chronicle

Client: GHD Services Inc.
Project/Site: 058507, GM-Lockport Air Samples

Job ID: 200-64262-1

Client Sample ID: 10-IA-1-072122

Lab Sample ID: 200-64262-1

Date Collected: 07/21/22 16:58
Matrix: Air
Date Received: 07/23/22 09:40

Prep Type	Batch Type	Batch Method	Run	Dilution Factor	Batch Number	Prepared or Analyzed	Analyst	Lab
Total/NA	Analysis	TO-15		1	181983	07/25/22 13:54	K1P	TAL BUR

Client Sample ID: 10-IA-2-072122

Lab Sample ID: 200-64262-2

Date Collected: 07/21/22 15:57
Matrix: Air
Date Received: 07/23/22 09:40

Prep Type	Batch Type	Batch Method	Run	Dilution Factor	Batch Number	Prepared or Analyzed	Analyst	Lab
Total/NA	Analysis	TO-15		1	181983	07/25/22 14:49	K1P	TAL BUR

Client Sample ID: OA-072122

Lab Sample ID: 200-64262-3

Date Collected: 07/21/22 15:21
Matrix: Air
Date Received: 07/23/22 09:40

Prep Type	Batch Type	Batch Method	Run	Dilution Factor	Batch Number	Prepared or Analyzed	Analyst	Lab
Total/NA	Analysis	TO-15		1	181983	07/25/22 15:43	K1P	TAL BUR

Laboratory References:

TAL BUR = Eurofins Burlington, 530 Community Drive, Suite 11, South Burlington, VT 05403, TEL (802)660-1990

Accreditation/Certification Summary

Client: GHD Services Inc.
Project/Site: 058507, GM-Lockport Air Samples

Job ID: 200-64262-1

Laboratory: Eurofins Burlington

Unless otherwise noted, all analytes for this laboratory were covered under each accreditation/certification below.

Authority	Program	Identification Number	Expiration Date
New York	NELAP	10391	04-01-23

The following analytes are included in this report, but the laboratory is not certified by the governing authority. This list may include analytes for which the agency does not offer certification.

Analysis Method	Prep Method	Matrix	Analyte
TO-15		Air	1,2-Dichloroethene, Total
TO-15		Air	4-Ethyltoluene
TO-15		Air	4-Isopropyltoluene
TO-15		Air	Freon 22
TO-15		Air	Methyl Butyl Ketone (2-Hexanone)
TO-15		Air	n-Butane
TO-15		Air	n-Butylbenzene
TO-15		Air	n-Propylbenzene
TO-15		Air	sec-Butylbenzene
TO-15		Air	tert-Butylbenzene
TO-15		Air	Tetrahydrofuran

Method Summary

Client: GHD Services Inc.
Project/Site: 058507, GM-Lockport Air Samples

Job ID: 200-64262-1

Method	Method Description	Protocol	Laboratory
TO-15	Volatile Organic Compounds in Ambient Air	EPA	TAL BUR

Protocol References:

EPA = US Environmental Protection Agency

Laboratory References:

TAL BUR = Eurofins Burlington, 530 Community Drive, Suite 11, South Burlington, VT 05403, TEL (802)660-1990

Sample Summary

Client: GHD Services Inc.
Project/Site: 058507, GM-Lockport Air Samples

Job ID: 200-64262-1

Lab Sample ID	Client Sample ID	Matrix	Collected	Received	Asset ID
200-64262-1	10-IA-1-072122	Air	07/21/22 16:58	07/23/22 09:40	Air Canister (6-Liter) #34002097
200-64262-2	10-IA-2-072122	Air	07/21/22 15:57	07/23/22 09:40	Air Canister (6-Liter) #9216
200-64262-3	OA-072122	Air	07/21/22 15:21	07/23/22 09:40	Air Canister (6-Liter) #9228

Post-Sampling Air Canister Pressure Check Record

Login # (w/ Location Code)	Date	Time (Military)	Lab BP ("Hg)	Lab Temp (°C)	Pressure Gauge ID	Analyst
200-64262	07/23/22	15:01	29.6	24	6210	JPB

Sampling Information and Return Equipment Check	Yes	N o	Comments
(1) Is a Field Test Data Sheet (FTDS) or similar sampling documentation present?	Yes		
(2) Is the flow controller ID used for each canister recorded?	Yes		
(3) MA MCP & NJ DKQP: Check return flow rate for flow controllers		N o	
(4) Is visible sign of damage to canister and/or flow controller (FC) present?		N o	
If damage observed, list equipment IDs and describe condition:			

Post-Sampling Return Pressure Check

Lab ID	Canister ID	Pressure[1] ("Hg)	Anomaly[2] (Y/N)	FC ID[3]	FC Check[4] Reference	FC Return (Y/N)	Can Cert Batch ID	Comments
200-64262-A-1	34002097	-9.2	N	3993	91/78	Y	5708-51497	
200-64262-A-2	9216	-12.9	Y	6083	91/88	Y	5708-51497	
200-64262-A-3	9228	-15.8	Y	8679	91/95	Y	5708-51497	

[1] Criteria: Return Pressure should be between -1 and -10 ("Hg) with the exception of grab samples or those using 100 or 200mL/minute flow controllers. These samples must be returned at no lower than -10"Hg, but have no specific criteria otherwise.

[2] If return pressure is not within criteria, initiate Non-Conformance Memo.

[3] Record the ID of the FC used for sampling if information is provided, otherwise leave blank.

[4] Record the Flow Controller Set Flow Rate Logbook ID and Page number in which the original FC Check was recorded

Eurofins TestAmerica, Burlington
530 Community Drive
Suite 11
South Burlington, VT 05403-6809
phone 802 660 1990 fax 802 660 1919

Canister Samples Chain of Custody Record

TestAmerica Laboratories, Inc. assumes no liability with respect to the collection and shipment of these samples

200-64262 Chain of Custody

Tes... Laboratories, Inc. d/b/a Eurofins TestAmerica

Client Contact Information
Company Name: GZA
Address: 300 Pearl St. Suite 700
City/State/Zip: Buffalo, NY 14202
Phone: 716-844-7050
FAX: –
Project Name: GM Lockport
Site/Location:
~~PO#~~ SSOW - 256042
↳ see A. Heckler

Client Project Manager: T. Bohlen
Phone: 716-844-7050
Email: thomas.bohlen@gza.com
Site Contact:
Tel/Fax: –

Analysis Turnaround Time
Standard (Specific): X
Rush (Specifiy):

Samples Collected By: T. Bohlen / E. Thalhamer

COC No: 1 of 1 COCs
TALS Project #:
For Lab Use Only:
Walk-in Client:
Lab Sampling:
Job / SDG No:
(See below for Add'l Items)

Sample Identification	Sample Start Date	Time Start	Sample End Date	Time Stop	Canister Vacuum in Field, "Hg (Start)	Canister Vacuum in Field, "Hg (Stop)	Flow Controller ID	Canister ID	TO-14/15 (Standard / Low Level)	TO-15 SIM	EPA 3C	EPA 25C	ASTM D-1946	EPA 15/16	Other (Please specify in notes section)	Sample Type	Indoor Air/Ambient Air	Sub-Slab	Soil Gas	Soil Vapor Extraction (SVE)	Landfill Gas	Other (Please specify in notes section)	Sample Specific Notes:
10-IA-1-072122	7/21/22	0936	7/21/22	1658	730	9.0	3993	34003097		X													
10-IA-2-072122	↓	0938	↓	1557	235	6.0	6083	9216		X													
OA-072122	↓	0928	↓	1521	225	8.5	8679	9228	X														

Temperature (Fahrenheit)			
Start	Interior	Ambient	
Stop			

Pressure (inches of Hg)			
Start	Interior	Ambient	
Stop			

Special Instructions/QC Requirements & Comments:

Samples Shipped by: GZA	**Date / Time:** 7/21/22 1728	**Samples Received by:** 7/21/22 17:30	
Samples Relinquished by:	**Date / Time:**	**Received by:** John P. Brown ETA Bur 7/23/22 9:40	
Relinquished by:	**Date / Time:**	**Received by:**	
Lab Use Only: **Shipper Name:**	**Opened by:**	**Condition:**	

Form No. CA-C-WI-003, Rev. 2.28, dated 1/8/2021

eurofins

Environment Testing
TestAmerica

Part # 150469-434 MTW EXP 04/23

ORIGIN ID:DKKA (716) 691-2600
SAMPLE RECEIPT
EUROFINS BUFFALO
10 HAZELWOOD DR

AMHERST, NY 14228
UNITED STATES US

SHIP DATE: 22JUL22
ACTWGT: 32.15 LB
CAD: 846654/CAFE3614
DIMS: 21x21x17 IN

BILL SENDER

TO SAMPLE MGT.
EUROFINS BURLINGTON
530 COMMUNITY DRIVE
SUITE 11
SOUTH BURLINGTON VT 05403
(802) 923-1026
REF: TA BURLINGTON

577C2/0892/4328

FedEx Express

J22202203280 1uv

TRK# 0201 5754 0124 1840

SATURDAY 12:00P
PRIORITY OVERNIGHT

XO BTVA

05403
VT-US BTV

Login Sample Receipt Checklist

Client: GHD Services Inc.

Job Number: 200-64262-1

Login Number: 64262
List Number: 1
Creator: Beane, John P

List Source: Eurofins Burlington

Question	Answer	Comment
Radioactivity wasn't checked or is </= background as measured by a survey meter.	N/A	Lab does not accept radioactive samples.
The cooler's custody seal, if present, is intact.	N/A	Not present
Sample custody seals, if present, are intact.	N/A	Not Present
The cooler or samples do not appear to have been compromised or tampered with.	True	
Samples were received on ice.	N/A	Thermal preservation not required.
Cooler Temperature is acceptable.	True	
Cooler Temperature is recorded.	N/A	Thermal preservation not required.
COC is present.	True	
COC is filled out in ink and legible.	True	
COC is filled out with all pertinent information.	True	
Is the Field Sampler's name present on COC?	True	
There are no discrepancies between the containers received and the COC.	True	
Samples are received within Holding Time (excluding tests with immediate HTs)	True	
Sample containers have legible labels.	True	
Containers are not broken or leaking.	True	
Sample collection date/times are provided.	True	
Appropriate sample containers are used.	True	
Sample bottles are completely filled.	True	
Sample Preservation Verified.	True	
There is sufficient vol. for all requested analyses, incl. any requested MS/MSDs	True	
Containers requiring zero headspace have no headspace or bubble is <6mm (1/4").	True	
Multiphasic samples are not present.	True	
Samples do not require splitting or compositing.	True	
Residual Chlorine Checked.	N/A	

Pre-Shipment Clean Canister Certification Report

Canister Cleaning & Pre-Shipment Leak Test

System ID	Max DF#	# Cycles	Cleaning Start Date/Time		System Start Temp(s):	Technician	Can Size	Certification Type:
Oven 1/2	10	50	6/28/2022	14:00	23	TPB	6 liter	batch

Port	Can ID	Initial[1] (psia)	Final (psia)	Diff.[3]	Final ("Hg)	Initial Reading Gauge:	Date:	Time:	Tech:	Temp:	Final Reading Gauge:	Date:	Time:	Tech:	Temp:
1	3289	.04	.01	.03	29.8	G26	6/29/22	0830	TPB	22.5	G26	7/9/22	1205	TPB	22.5
2	2669		.04	0		G26					G26				
3	4319			0		G26					G26				
4	6031			0		G26					G26				
5	5708	.04	.09	.05	29.4	G26	7/9/22	1205	TPB	22.5	G26	7/11/22	1345	TPB	21
6	5638	.04	.04	0	29.8	G26	6/29/22	0830	TPB	22.5	G26	7/9/22	1205	TPB	22.5
7	34000464			0		G26					G26				
8	5678			0		G26					G26				
9	5606			0		G26					G26				
10	9228		.04	0		G26					G26				
11	34002097		.04	0		G26					G26				
12	9216		.04	0		G26					G26				

[1] Batch Certification: The reading is taken on the "batch" canister and this value is used as the initial pressure for all canisters in the batch.

[3] Difference = Final Pressure - Initial Pressure . Acceptance Criteria: (1) The difference must be less than or equal to + 0.25psi. (2) Pressure readings must be at least 24 hours apart.

If time frame was not met, the PM must authorize shipment of canister **PM Authorization** **Date:**

Clean Canister Certification Analysis & Authorization of Release to Inventory

Test Method: ☒ TO15 Routine ☐ TO15 LL

Can ID	Date	Sequence	Analyst	Inventory Level 1	2	3	4	Secondary Review Limited	Review Date	Re
5708	7/1/22	51497	KPI						7/1/22	TPB

Inventory Level 1: Individual Canister Certification (TO15LL 0.01).

Inventory Level 2: Individual or Batch Certification (TO15 0.04 ppbv).

Inventory Level 3: Individual or Batch Certification (TO15 0.2 ppbv).

Inventory Level Limited: Canisters may only be used for certain projects.

Dup Tees/Vac gauges (enter IDs if included):

Comments:

Form ID: FAI023:12
Revision Date: 12/18/2018

TestAmerica Burlington

5708

200-1629540

Summa Canister 6L

200-63964-A-5

7/28/2022

FORM I
AIR - GC/MS VOA ORGANICS ANALYSIS DATA SHEET

Lab Name: Eurofins Burlington | Job No.: 200-63964-1

SDG No.:

Client Sample ID: 5708 | Lab Sample ID: 200-63964-5

Matrix: Air | Lab File ID: 51497-05.D

Analysis Method: TO-15 | Date Collected: 06/28/2022 00:00

Sample wt/vol: 1000(mL) | Date Analyzed: 06/30/2022 11:07

Soil Aliquot Vol: | Dilution Factor: 0.2

Soil Extract Vol.: | GC Column: RTX-624 ID: 0.32(mm)

Purge Volume: | Heated Purge: (Y/N) pH:

% Moisture: % Solids: | Level: (low/med) Low

Analysis Batch No.: 181259 | Units: ppb v/v

CAS NO.	COMPOUND NAME	RESULT	Q	RL	RL
115-07-1	Propylene	1.0	U	1.0	1.0
75-71-8	Dichlorodifluoromethane	0.10	U	0.10	0.10
75-45-6	Freon 22	0.10	U	0.10	0.10
76-14-2	1,2-Dichlorotetrafluoroethane	0.040	U	0.040	0.040
74-87-3	Chloromethane	0.10	U	0.10	0.10
106-97-8	n-Butane	0.10	U	0.10	0.10
75-01-4	Vinyl chloride	0.040	U	0.040	0.040
106-99-0	1,3-Butadiene	0.040	U	0.040	0.040
74-83-9	Bromomethane	0.040	U	0.040	0.040
75-00-3	Chloroethane	0.10	U	0.10	0.10
593-60-2	Bromoethene(Vinyl Bromide)	0.040	U	0.040	0.040
75-69-4	Trichlorofluoromethane	0.040	U	0.040	0.040
64-17-5	Ethanol	1.0	U	1.0	1.0
76-13-1	Freon TF	0.040	U	0.040	0.040
75-35-4	1,1-Dichloroethene	0.040	U	0.040	0.040
67-64-1	Acetone	1.0	U	1.0	1.0
67-63-0	Isopropyl alcohol	1.0	U	1.0	1.0
75-15-0	Carbon disulfide	0.10	U	0.10	0.10
107-05-1	3-Chloropropene	0.10	U	0.10	0.10
75-09-2	Methylene Chloride	0.10	U	0.10	0.10
75-65-0	tert-Butyl alcohol	1.0	U	1.0	1.0
1634-04-4	Methyl tert-butyl ether	0.040	U	0.040	0.040
156-60-5	trans-1,2-Dichloroethene	0.040	U	0.040	0.040
110-54-3	n-Hexane	0.10	U	0.10	0.10
75-34-3	1,1-Dichloroethane	0.040	U	0.040	0.040
108-05-4	Vinyl acetate	1.0	U	1.0	1.0
141-78-6	Ethyl acetate	1.0	U	1.0	1.0
78-93-3	Methyl Ethyl Ketone	0.10	U	0.10	0.10
156-59-2	cis-1,2-Dichloroethene	0.040	U	0.040	0.040
540-59-0	1,2-Dichloroethene, Total	0.080	U	0.080	0.080
67-66-3	Chloroform	0.040	U	0.040	0.040
109-99-9	Tetrahydrofuran	1.0	U	1.0	1.0
71-55-6	1,1,1-Trichloroethane	0.040	U	0.040	0.040
110-82-7	Cyclohexane	0.040	U	0.040	0.040

FORM I
AIR - GC/MS VOA ORGANICS ANALYSIS DATA SHEET

Lab Name: Eurofins Burlington | Job No.: 200-63964-1

SDG No.:

Client Sample ID: 5708 | Lab Sample ID: 200-63964-5

Matrix: Air | Lab File ID: 51497-05.D

Analysis Method: TO-15 | Date Collected: 06/28/2022 00:00

Sample wt/vol: 1000(mL) | Date Analyzed: 06/30/2022 11:07

Soil Aliquot Vol: | Dilution Factor: 0.2

Soil Extract Vol.: | GC Column: RTX-624 ID: 0.32(mm)

Purge Volume: | Heated Purge: (Y/N) pH:

% Moisture: % Solids: | Level: (low/med) Low

Analysis Batch No.: 181259 | Units: ppb v/v

CAS NO.	COMPOUND NAME	RESULT	Q	RL	RL
56-23-5	Carbon tetrachloride	0.040	U	0.040	0.040
540-84-1	2,2,4-Trimethylpentane	0.040	U	0.040	0.040
71-43-2	Benzene	0.040	U	0.040	0.040
107-06-2	1,2-Dichloroethane	0.040	U	0.040	0.040
142-82-5	n-Heptane	0.040	U	0.040	0.040
79-01-6	Trichloroethene	0.040	U	0.040	0.040
80-62-6	Methyl methacrylate	0.10	U	0.10	0.10
78-87-5	1,2-Dichloropropane	0.040	U	0.040	0.040
123-91-1	1,4-Dioxane	1.0	U	1.0	1.0
75-27-4	Bromodichloromethane	0.040	U	0.040	0.040
10061-01-5	cis-1,3-Dichloropropene	0.040	U	0.040	0.040
108-10-1	methyl isobutyl ketone	0.10	U	0.10	0.10
108-88-3	Toluene	0.040	U	0.040	0.040
10061-02-6	trans-1,3-Dichloropropene	0.040	U	0.040	0.040
79-00-5	1,1,2-Trichloroethane	0.040	U	0.040	0.040
127-18-4	Tetrachloroethene	0.040	U	0.040	0.040
591-78-6	Methyl Butyl Ketone (2-Hexanone)	0.10	U	0.10	0.10
124-48-1	Dibromochloromethane	0.040	U	0.040	0.040
106-93-4	1,2-Dibromoethane	0.040	U	0.040	0.040
108-90-7	Chlorobenzene	0.040	U	0.040	0.040
100-41-4	Ethylbenzene	0.040	U	0.040	0.040
179601-23-1	m,p-Xylene	0.10	U	0.10	0.10
95-47-6	Xylene, o-	0.040	U	0.040	0.040
1330-20-7	Xylene (total)	0.14	U	0.14	0.14
100-42-5	Styrene	0.040	U	0.040	0.040
75-25-2	Bromoform	0.040	U	0.040	0.040
98-82-8	Cumene	0.040	U	0.040	0.040
79-34-5	1,1,2,2-Tetrachloroethane	0.040	U	0.040	0.040
103-65-1	n-Propylbenzene	0.040	U	0.040	0.040
622-96-8	4-Ethyltoluene	0.040	U	0.040	0.040
108-67-8	1,3,5-Trimethylbenzene	0.040	U	0.040	0.040
95-49-8	2-Chlorotoluene	0.040	U	0.040	0.040
98-06-6	tert-Butylbenzene	0.040	U	0.040	0.040
95-63-6	1,2,4-Trimethylbenzene	0.040	U	0.040	0.040

FORM I
AIR - GC/MS VOA ORGANICS ANALYSIS DATA SHEET

Lab Name: Eurofins Burlington
Job No.: 200-63964-1
SDG No.:
Client Sample ID: 5708
Lab Sample ID: 200-63964-5
Matrix: Air
Lab File ID: 51497-05.D
Analysis Method: TO-15
Date Collected: 06/28/2022 00:00
Sample wt/vol: 1000(mL)
Date Analyzed: 06/30/2022 11:07
Soil Aliquot Vol:
Dilution Factor: 0.2
Soil Extract Vol.:
GC Column: RTX-624 ID: 0.32(mm)
Purge Volume:
Heated Purge: (Y/N) pH:
% Moisture: % Solids:
Level: (low/med) Low
Analysis Batch No.: 181259
Units: ppb v/v

CAS NO.	COMPOUND NAME	RESULT	Q	RL	RL
135-98-8	sec-Butylbenzene	0.040	U	0.040	0.040
99-87-6	4-Isopropyltoluene	0.040	U	0.040	0.040
541-73-1	1,3-Dichlorobenzene	0.040	U	0.040	0.040
106-46-7	1,4-Dichlorobenzene	0.040	U	0.040	0.040
100-44-7	Benzyl chloride	0.040	U	0.040	0.040
104-51-8	n-Butylbenzene	0.040	U	0.040	0.040
95-50-1	1,2-Dichlorobenzene	0.040	U	0.040	0.040
120-82-1	1,2,4-Trichlorobenzene	0.10	U	0.10	0.10
87-68-3	Hexachlorobutadiene	0.040	U	0.040	0.040
91-20-3	Naphthalene	0.10	U	0.10	0.10

Eurofins Burlington
Target Compound Quantitation Report

Data File: \\chromfs\Burlington\ChromData\CHC.i\20220630-51497.b\51497-05.D
Lims ID: 200-63964-A-5
Client ID: 5708
Sample Type: Client
Inject. Date: 30-Jun-2022 11:07:30 ALS Bottle#: 4 Worklist Smp#: 5
Purge Vol: 200.000 mL Dil. Factor: 0.2000
Sample Info: 200-0051497-005
Misc. Info.: 63964-5
Operator ID: vtp Instrument ID: CHC.i

Method: \\chromfs\Burlington\ChromData\CHC.i\20220630-51497.b\TO15_MasterMethod_(v1)_CHC.i.m
Limit Group: AI_TO15_ICAL
Last Update: 01-Jul-2022 07:27:24 Calib Date: 17-Jun-2022 00:56:30
Integrator: RTE ID Type: Deconvolution ID
Quant Method: Internal Standard Quant By: Initial Calibration
Last ICal File: \\chromfs\Burlington\ChromData\CHC.i\20220616-51311.b\51311-14.D

Column 1 : RTX-624 (0.32 mm) Det: MS SCAN
Process Host: CTX1659

First Level Reviewer: puangmaleek Date: 01-Jul-2022 07:27:51

Compound	Sig	RT (min.)	Adj RT (min.)	Dlt RT (min.)	Q	Response	OnCol Amt ppb v/v	Flags
1 Propene	41		2.810				ND	7
2 Dichlorodifluoromethane	85		2.874				ND	7
3 Chlorodifluoromethane	51		2.911				ND	7
4 1,2-Dichloro-1,1,2,2-tetrafluoro	85		3.098				ND	7
5 Chloromethane	50		3.205				ND	7
6 Butane	43		3.392				ND	
7 Vinyl chloride	62		3.418				ND	
8 Butadiene	54		3.488				ND	
9 Bromomethane	94		4.069				ND	
10 Chloroethane	64		4.283				ND	
13 Vinyl bromide	106		4.646				ND	
14 Trichlorofluoromethane	101		4.763				ND	
16 Ethanol	45		5.334				ND	
19 1,1,2-Trichloro-1,2,2-trifluoroe	101		5.799				ND	
20 1,1-Dichloroethene	96		5.804				ND	
21 Acetone	43		6.017				ND	7
22 Carbon disulfide	76		6.161				ND	7
23 Isopropyl alcohol	45		6.396				ND	
24 3-Chloro-1-propene	41		6.546				ND	
26 Methylene Chloride	49		6.818				ND	7
28 2-Methyl-2-propanol	59		7.175				ND	
29 trans-1,2-Dichloroethene	61		7.277				ND	
30 Methyl tert-butyl ether	73		7.309				ND	
32 Hexane	57		7.715				ND	
33 1,1-Dichloroethane	63		8.104				ND	
34 Vinyl acetate	43		8.211				ND	
35 cis-1,2-Dichloroethene	96		9.182				ND	
36 2-Butanone (MEK)	72		9.241				ND	
37 Ethyl acetate	88		9.337				ND	
* 38 Chlorobromomethane	128	9.614	9.614	0.000	75	231327	20.0	
39 Tetrahydrofuran	42		9.705				ND	

Compound	Sig	RT (min.)	Adj RT (min.)	Dlt RT (min.)	Q	Response	OnCol Amt ppb v/v	Flags
40 Chloroform	83		9.775				ND	
41 1,1,1-Trichloroethane	97		10.047				ND	
42 Cyclohexane	84		10.063				ND	
S 43 1,2-Dichloroethene, Total	61		10.200				ND	7
44 Carbon tetrachloride	117		10.314				ND	
45 Benzene	78		10.730				ND	7
46 Isooctane	57		10.799				ND	
47 1,2-Dichloroethane	62		10.879				ND	
48 n-Heptane	43		11.205				ND	
* 49 1,4-Difluorobenzene	114	11.578	11.578	0.000	92	1341998	20.0	
50 Trichloroethene	95		12.048				ND	
53 1,2-Dichloropropane	63		12.539				ND	
56 Dibromomethane	174		12.790				ND	7
55 Methyl methacrylate	69		12.795				ND	
57 1,4-Dioxane	88		12.854				ND	
58 Dichlorobromomethane	83		13.115				ND	
59 cis-1,3-Dichloropropene	75		14.081				ND	
61 4-Methyl-2-pentanone (MIBK)	43		14.418				ND	
62 Toluene	92		14.701				ND	
66 trans-1,3-Dichloropropene	75		15.288				ND	
67 1,1,2-Trichloroethane	83		15.650				ND	
68 Tetrachloroethene	166		15.827				ND	7
69 2-Hexanone	43		16.179				ND	
70 Chlorodibromomethane	129		16.424				ND	
71 Ethylene Dibromide	107		16.670				ND	
* 72 Chlorobenzene-d5	117	17.609	17.609	0.000	83	1430232	20.0	
73 Chlorobenzene	112		17.668				ND	7
74 Ethylbenzene	91		17.849				ND	7
76 m-Xylene & p-Xylene	106		18.105				ND	
77 o-Xylene	106		18.933				ND	
78 Styrene	104		18.981				ND	
80 Bromoform	173		19.386				ND	
81 Isopropylbenzene	105		19.685				ND	
S 82 Xylenes, Total	106		20.100				ND	7
83 1,1,2,2-Tetrachloroethane	83		20.384				ND	
85 N-Propylbenzene	91		20.496				ND	7
86 2-Chlorotoluene	91		20.694				ND	7
87 4-Ethyltoluene	105		20.710				ND	7
89 1,3,5-Trimethylbenzene	105		20.833				ND	7
91 tert-Butylbenzene	119		21.356				ND	7
92 1,2,4-Trimethylbenzene	105		21.457				ND	7
93 sec-Butylbenzene	105		21.708				ND	7
95 1,3-Dichlorobenzene	146		21.927				ND	7
94 4-Isopropyltoluene	119		21.927				ND	7
96 1,4-Dichlorobenzene	146		22.071				ND	7
97 Benzyl chloride	91		22.263				ND	7
98 n-Butylbenzene	91		22.514				ND	7
100 1,2-Dichlorobenzene	146		22.599				ND	7
102 1,2,4-Trichlorobenzene	180		24.905				ND	7
103 Hexachlorobutadiene	225		25.113				ND	7
104 Naphthalene	128		25.305				ND	7

QC Flag Legend

Processing Flags

7 - Failed Limit of Detection

Reagents:

ATTO15CISs_00011	Amount Added: 40.00	Units: mL	Run Reagent

Report Date: 01-Jul-2022 07:27:51 Chrom Revision: 2.3 20-Jun-2022 20:10:40

Eurofins Burlington

Data File:	\\chromfs\Burlington\ChromData\CHC.i\20220630-51497.b\51497-05.D				
Injection Date:	30-Jun-2022 11:07:30	Instrument ID:	CHC.i	Operator ID:	vtp
Lims ID:	200-63964-A-5	Lab Sample ID:	200-63964-5	Worklist Smp#:	5
Client ID:	5708				
Purge Vol:	200.000 mL	Dil. Factor:	0.2000	ALS Bottle#:	4
Method:	TO15_MasterMethod_(v1)_CHC.i	Limit Group:	AI_TO15_ICAL		

Column: RTX-624 (0.32 mm) Y Scaling: Method Defined: Scale to the Nth Largest Target: 1

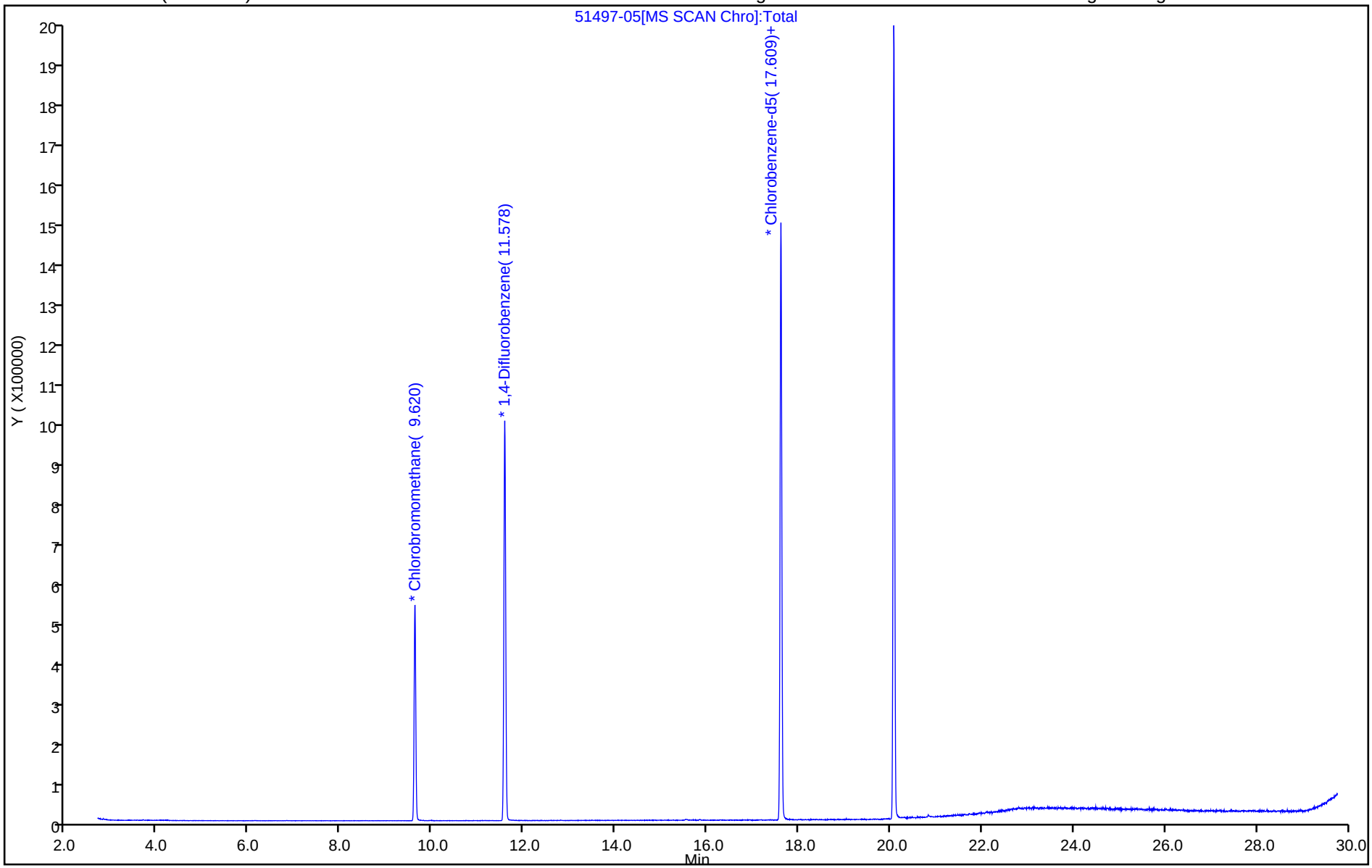

Summa Canister Dilution Worksheet

Client: GHD Services Inc.
Project/Site: 058507, GM-Lockport Air Samples

Job No.: 200-64262-1

Lab Sample ID	Canister Volume (L)	Preadjusted Pressure ("Hg)	Preadjusted Pressure (atm)	Preadjusted Volume (L)	Adjusted Pressure (psig)	Adjusted Pressure (atm)	Adjusted Volume (L)	Initial Volume (mL)	Dilution Factor	Final Dilution Factor	Pressure Gauge ID	Date	Analyst Initals
200-64262-2	6	-12.9	0.57	3.41	-2.25931	0.85	5.08		1.49	1.49	G24	07/25/22 10:24	TPB
200-64262-3	6	-15.8	0.47	2.83	-2.99604	0.80	4.78		1.69	1.69	G24	07/25/22 10:24	TPB

Formulae:

Preadjusted Volume (L) = ((Preadjusted Pressure ("Hg) + 29.92 "Hg) * Vol L) / 29.92 "Hg
Adjusted Volume (L) = ((Adjusted Pressure (psig) + 14.7 psig)* Vol L) / 14.7 psig
Dilution Factor = Adjusted Volume (L) / Preadjusted Volume (L)

Where:

29.92 "Hg = Standard atmospheric pressure in inches of Mercury (“Hg)
14.7 psig = Standard atmospheric pressure in pounds per square inch gauge (psig)

Technical Memorandum

September 15, 2022

To	Denis Conley [dconley@haleyaldrich.com]	**Tel**	716-205-1942
Copy to	Claire Mondello [cmondello@haleyaldrich.com] Tom Bohlen [thomas.bohlen@gza.com]	**Email**	Kathleen.willy@ghd.com
From	Kathy Willy/cs/315	**Ref. No.**	058507-256042
Subject	Analytical Results and Reduced Validation Quarterly Air Sampling GM Components Holdings (GMCH) Lockport, New York July 2022		

1. Introduction

This document details a reduced validation of analytical results for air samples collected in support of the Quarterly Air Sampling Event at the GM-Lockport site during July 2022. Samples were submitted to Eurofins TestAmerica Laboratory, Inc. located in South Burlington, Vermont. A sample collection and analysis summary is presented in Table 1. The validated analytical results are summarized in Table 2. A summary of the analytical methodology is presented in Table 3.

Standard Level II report deliverables were submitted by the laboratory. The final results and supporting quality assurance/quality control (QA/QC) data were assessed. Evaluation of the data was based on information obtained from the chain of custody form, finished report forms, method blank data, and recovery data from laboratory control samples (LCS).

The QA/QC criteria by which these data have been assessed are outlined in the analytical method referenced in Table 3 and applicable guidance from the document entitled:

i) "National Functional Guidelines for Organic Superfund Methods Data Review", United States Environmental Protection Agency (USEPA) 540/R 20 005, November 2020.

This item will subsequently be referred to as the "Guidelines" in this Memorandum.

2. Sample Holding Time and Preservation

The sample holding time criterion for the analysis is summarized in Table 3. The sample chain of custody document and analytical report were used to determine sample holding times. All samples were prepared and analyzed within the required holding time.

All samples were properly received and stored by the laboratory. All canisters were within acceptable canister pressure range, indicating the samples were still under vacuum upon receipt.

3. Laboratory Method Blank Analyses

Method blanks are prepared from a purified matrix and analyzed with investigative samples to determine the existence and magnitude of sample contamination introduced during the analytical procedures.

For this study, laboratory method blanks were analyzed at a minimum frequency of 1 per 20 investigative samples and/or 1 per analytical batch.

All method blank results were non-detect, indicating that laboratory contamination was not a factor for this investigation.

4. Laboratory Control Sample Analyses (LCS)

LCS are prepared and analyzed as samples to assess the analytical efficiencies of the methods employed, independent of sample matrix effects.

For this study, LCS were analyzed at a minimum frequency of 1 per 20 investigative samples and/or 1 per analytical batch.

The LCS contained all compounds of interest. ALL LCS recoveries were within the laboratory control limits, demonstrating acceptable analytical accuracy.

5. Field QA/QC Samples

Field QA/QC samples were not submitted with the investigative samples for this event.

6. Analyte Reporting

The laboratory reported detected results down to the laboratory's method detection limit (MDL) for each analyte. Positive analyte detections less than the RL but greater than the MDL were reported as estimated (J) in Table 2 unless qualified otherwise in this memorandum. Non-detect results were presented as non-detect at the RL in Table 2.

7. Conclusion

Based on the assessment detailed in the foregoing, the data summarized in Table 2 are acceptable without qualification.

Regards,

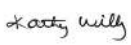

Kathy Willy
Digital Intelligence-Data Management-Chemist

Table 1

Sample Collection and Analysis Summary
Quarterly Air Sampling
GM Components Holdings (GMCH)
Lockport, New York
July 2022

Sample Identification	Location	Matrix	Collection Date (mm/dd/yyyy)	Collection Time (hr:min)	Analysis/Parameter VOCs
10-IA-1-072122	10-IA-1	Indoor Air	07/21/2022	16:58	x
10-IA-2-072122	10-IA-2	Indoor Air	07/21/2022	15:57	x
OA-072122	OA	Outdoor Air	07/21/2022	15:21	x

Notes:

VOCs - Volatile Organic Compounds

Table 2

Analytical Results Summary
Quarterly Air Sampling
GM Components Holdings (GMCH)
Lockport, New York
July 2022

	Location ID:	**10-IA-1**	**10-IA-2**	**OA**
	Sample Name:	**10-IA-1-072122**	**10-IA-2-072122**	**OA-072122**
	Sample Date:	**07/21/2022**	**07/21/2022**	**07/21/2022**
Parameters	**Unit**			
Volatile Organic Compounds				
1,1,1-Trichloroethane	µg/m3	1.1 U	1.1 U	1.1 U
1,1,2,2-Tetrachloroethane	µg/m3	1.4 U	1.4 U	1.4 U
1,1,2-Trichloroethane	µg/m3	1.1 U	1.1 U	1.1 U
1,1-Dichloroethane	µg/m3	0.81 U	0.81 U	0.81 U
1,1-Dichloroethene	µg/m3	0.79 U	0.79 U	0.79 U
1,2,4-Trichlorobenzene	µg/m3	3.7 U	3.7 U	3.7 U
1,2,4-Trimethylbenzene	µg/m3	0.51 J	0.44 J	0.64 J
1,2-Dibromoethane (Ethylene dibromide)	µg/m3	1.5 U	1.5 U	1.5 U
1,2-Dichlorobenzene	µg/m3	1.2 U	1.2 U	1.2 U
1,2-Dichloroethane	µg/m3	0.81 U	0.81 U	0.81 U
1,2-Dichloroethene (total)	µg/m3	1.6 U	1.6 U	1.6 U
1,2-Dichloropropane	µg/m3	0.92 U	0.92 U	0.92 U
1,2-Dichlorotetrafluoroethane (CFC 114)	µg/m3	1.4 U	1.4 U	1.4 U
1,3,5-Trimethylbenzene	µg/m3	0.98 U	0.98 U	0.98 U
1,3-Butadiene	µg/m3	0.44 U	0.44 U	0.44 U
1,3-Dichlorobenzene	µg/m3	1.2 U	1.2 U	1.2 U
1,4-Dichlorobenzene	µg/m3	1.2 U	1.2 U	1.2 U
1,4-Dioxane	µg/m3	18 U	18 U	18 U
2,2,4-Trimethylpentane	µg/m3	0.93 U	0.93 U	0.93 U
2-Butanone (Methyl ethyl ketone) (MEK)	µg/m3	1.9	1.8	1.4 J
2-Chlorotoluene	µg/m3	1.0 U	1.0 U	1.0 U
2-Hexanone	µg/m3	2.0 U	2.0 U	2.0 U
2-Phenylbutane (sec-Butylbenzene)	µg/m3	1.1 U	1.1 U	1.1 U
4-Ethyl toluene	µg/m3	0.98 U	0.98 U	0.98 U
4-Methyl-2-pentanone (Methyl isobutyl ketone) (MIBK)	µg/m3	2.0 U	2.0 U	2.0 U
Acetone	µg/m3	92	74	12
Allyl chloride	µg/m3	1.6 U	1.6 U	1.6 U
Benzene	µg/m3	0.57 J	0.51 J	0.64 U
Benzyl chloride	µg/m3	1.0 U	1.0 U	1.0 U
Bromodichloromethane	µg/m3	1.3 U	1.3 U	1.3 U
Bromoform	µg/m3	2.1 U	2.1 U	2.1 U
Bromomethane (Methyl bromide)	µg/m3	0.78 U	0.78 U	0.78 U
Butane	µg/m3	2.4	1.9	0.84 J
Carbon disulfide	µg/m3	1.6 U	1.6 U	1.6 U
Carbon tetrachloride	µg/m3	0.37 J	0.47 J	0.49 J
Chlorobenzene	µg/m3	0.92 U	0.92 U	0.92 U
Chlorodifluoromethane	µg/m3	1.1 J	1.5 J	1.0 J
Chloroethane	µg/m3	1.3 U	1.3 U	1.3 U

Table 2

Analytical Results Summary
Quarterly Air Sampling
GM Components Holdings (GMCH)
Lockport, New York
July 2022

	Location ID:	**10-IA-1**	**10-IA-2**	**OA**
	Sample Name:	**10-IA-1-072122**	**10-IA-2-072122**	**OA-072122**
	Sample Date:	**07/21/2022**	**07/21/2022**	**07/21/2022**
Parameters	**Unit**			
Volatile Organic Compounds				
Chloroform (Trichloromethane)	µg/m3	0.98 U	0.98 U	0.98 U
Chloromethane (Methyl chloride)	µg/m3	0.92 J	1.0	1.2
cis-1,2-Dichloroethene	µg/m3	0.79 U	0.79 U	0.79 U
cis-1,3-Dichloropropene	µg/m3	0.91 U	0.91 U	0.91 U
Cyclohexane	µg/m3	0.85	0.73	0.23 J
Cymene (p-Isopropyltoluene)	µg/m3	1.1 U	1.1 U	1.1 U
Dibromochloromethane	µg/m3	1.7 U	1.7 U	1.7 U
Dichlorodifluoromethane (CFC-12)	µg/m3	1.5 J	2.2 J	1.5 J
Ethylbenzene	µg/m3	0.87 U	0.87 U	0.87 U
Hexachlorobutadiene	µg/m3	2.1 U	2.1 U	2.1 U
Hexane	µg/m3	43	35	1.5 J
Isopropyl alcohol	µg/m3	4.2 J	3.3 J	2.9 J
Isopropyl benzene	µg/m3	0.98 U	0.98 U	0.98 U
m&p-Xylenes	µg/m3	0.96 J	0.86 J	0.96 J
Methyl methacrylate	µg/m3	2.0 U	2.0 U	2.0 U
Methyl tert butyl ether (MTBE)	µg/m3	0.72 U	0.72 U	0.72 U
Methylene chloride	µg/m3	1.7 U	0.72 J	3.1
N-Butylbenzene	µg/m3	1.1 U	1.1 U	1.1 U
N-Heptane	µg/m3	1.1	0.62 J	0.65 J
N-Propylbenzene	µg/m3	0.98 U	0.98 U	0.98 U
Naphthalene	µg/m3	1.5 J	3.4	2.6 U
o-Xylene	µg/m3	0.87 U	0.87 U	0.48 J
Styrene	µg/m3	0.16 J	0.18 J	0.21 J
tert-Butyl alcohol	µg/m3	15 U	15 U	15 U
tert-Butylbenzene	µg/m3	1.1 U	1.1 U	1.1 U
Tetrachloroethene	µg/m3	1.7	1.6	0.46 J
Tetrahydrofuran	µg/m3	15 U	15 U	15 U
Toluene	µg/m3	61	49	1.9
trans-1,2-Dichloroethene	µg/m3	0.79 U	0.79 U	0.79 U
trans-1,3-Dichloropropene	µg/m3	0.91 U	0.91 U	0.91 U
Trichloroethene	µg/m3	0.19 J	0.22 J	1.1 U
Trichlorofluoromethane (CFC-11)	µg/m3	1.0 J	1.3	1.2
Trifluorotrichloroethane (CFC-113)	µg/m3	1.5 U	1.5 U	0.44 J
Vinyl bromide (Bromoethene)	µg/m3	0.87 U	0.87 U	0.87 U
Vinyl chloride	µg/m3	0.51 U	0.51 U	0.51 U
Xylenes (total)	µg/m3	3.0 U	3.0 U	1.4 J

Notes:

J - Estimated concentration

U - Not detected at the associated reporting limit

Table 3

Analytical Methods
Quarterly Air Sampling
GM Components Holdings (GMCH)
Lockport, New York
July 2022

Parameter	Method	Matrix	Holding Time Collection to Analysis (Days)
Volatile Organic Compounds (VOCs)	TO-15	Air	30

Notes:

Method References:

TO-15 - Compendium of Methods for the Determination of Toxic Organic Compounds in Ambient Air, EPA-625/R-96/010b, January 1999

eurofins | Environment Testing

ANALYTICAL REPORT

PREPARED FOR

Attn: Kathleen Willy
GHD Services Inc.
2055 Niagara Falls Blvd., Suite 3
Niagara Falls, New York 14304

Generated 12/27/2022 10:15:03 AM

JOB DESCRIPTION

058507, GM Lockport SSOW 256042

JOB NUMBER

480-204934-1

Eurofins Buffalo
10 Hazelwood Drive
Amherst NY 14228-2298

See page two for job notes and contact information.

my EOL

Eurofins Buffalo

Job Notes

The test results in this report meet all NELAP requirements for parameters for which accreditation is required or available. Any exceptions to the NELAP requirements are noted in this report. Pursuant to NELAP, this report may not be reproduced, except in full, without the written approval of the laboratory. This report is confidential and is intended for the sole use of Eurofins Environment Testing Northeast, LLC Buffalo and its client. All questions regarding this report should be directed to the Eurofins Environment Testing Northeast, LLC Buffalo Project Manager or designee who has signed this report.

The test results in this report relate only to the samples as received by the laboratory and will meet all requirements of the methodology, with any exceptions noted. This report shall not be reproduced except in full, without the express written approval of the laboratory. All questions should be directed to the Eurofins Environment Testing Northeast, LLC Project Manager.

Authorization

Generated
12/27/2022 10:15:03 AM

Authorized for release by
Denise Heckler, Project Manager II
Denise.Heckler@et.eurofinsus.com
(330)966-9477

Table of Contents

Cover Page 1
Table of Contents 3
Definitions/Glossary 4
Case Narrative 5
Detection Summary 6
Client Sample Results 8
QC Sample Results 15
QC Association Summary 22
Lab Chronicle 23
Certification Summary 24
Method Summary 25
Sample Summary 26
Chain of Custody 27
Receipt Checklists 29
Clean Canister Certification 30
    Pre-Ship Certification 30
    Clean Canister Data 31
Air Canister Dilution 39

Definitions/Glossary

Client: GHD Services Inc.
Project/Site: 058507, GM Lockport SSOW 256042

Job ID: 480-204934-1

Qualifiers

Air - GC/MS VOA

Qualifier	Qualifier Description
E	Result exceeded calibration range.
J	Result is less than the RL but greater than or equal to the MDL and the concentration is an approximate value.

Glossary

Abbreviation	These commonly used abbreviations may or may not be present in this report.
¤	Listed under the "D" column to designate that the result is reported on a dry weight basis
%R	Percent Recovery
CFL	Contains Free Liquid
CFU	Colony Forming Unit
CNF	Contains No Free Liquid
DER	Duplicate Error Ratio (normalized absolute difference)
Dil Fac	Dilution Factor
DL	Detection Limit (DoD/DOE)
DL, RA, RE, IN	Indicates a Dilution, Re-analysis, Re-extraction, or additional Initial metals/anion analysis of the sample
DLC	Decision Level Concentration (Radiochemistry)
EDL	Estimated Detection Limit (Dioxin)
LOD	Limit of Detection (DoD/DOE)
LOQ	Limit of Quantitation (DoD/DOE)
MCL	EPA recommended "Maximum Contaminant Level"
MDA	Minimum Detectable Activity (Radiochemistry)
MDC	Minimum Detectable Concentration (Radiochemistry)
MDL	Method Detection Limit
ML	Minimum Level (Dioxin)
MPN	Most Probable Number
MQL	Method Quantitation Limit
NC	Not Calculated
ND	Not Detected at the reporting limit (or MDL or EDL if shown)
NEG	Negative / Absent
POS	Positive / Present
PQL	Practical Quantitation Limit
PRES	Presumptive
QC	Quality Control
RER	Relative Error Ratio (Radiochemistry)
RL	Reporting Limit or Requested Limit (Radiochemistry)
RPD	Relative Percent Difference, a measure of the relative difference between two points
TEF	Toxicity Equivalent Factor (Dioxin)
TEQ	Toxicity Equivalent Quotient (Dioxin)
TNTC	Too Numerous To Count

Job ID: 480-204934-1

Laboratory: Eurofins Buffalo

Narrative

Job Narrative
480-204934-1

Comments
No additional comments.

Receipt
The samples were received on 12/16/2022 11:00 AM. Unless otherwise noted below, the samples arrived in good condition.

Air Toxics
During the canister pressure check performed upon receipt, it was observed that the following sample was received at an elevated residual vacuum level: 10-IA-2-121422 (480-204934-2). The associated flow controller was evaluated upon receipt and was found to be within the acceptable flow range as compared to the original set flow rate.

No additional analytical or quality issues were noted, other than those described above or in the Definitions/Glossary page.

Detection Summary

Client: GHD Services Inc.
Project/Site: 058507, GM Lockport SSOW 256042

Job ID: 480-204934-1

Client Sample ID: 10-IA-1-121422

Lab Sample ID: 480-204934-1

Analyte	Result	Qualifier	RL	MDL	Unit	Dil Fac	D	Method	Prep Type
Dichlorodifluoromethane	1.5	J	2.5	0.54	ug/m3	1		TO-15	Total/NA
Freon 22	1.1	J	1.8	0.42	ug/m3	1		TO-15	Total/NA
Chloromethane	1.2		1.0	0.31	ug/m3	1		TO-15	Total/NA
n-Butane	3.9		1.2	0.48	ug/m3	1		TO-15	Total/NA
1,3-Butadiene	0.31	J	0.44	0.086	ug/m3	1		TO-15	Total/NA
Trichlorofluoromethane	1.2		1.1	0.28	ug/m3	1		TO-15	Total/NA
Freon TF	0.66	J	1.5	0.41	ug/m3	1		TO-15	Total/NA
Acetone	170	E	12	3.8	ug/m3	1		TO-15	Total/NA
Isopropyl alcohol	5.6	J	12	3.9	ug/m3	1		TO-15	Total/NA
n-Hexane	49		1.8	0.39	ug/m3	1		TO-15	Total/NA
cis-1,2-Dichloroethene	1.3		0.79	0.083	ug/m3	1		TO-15	Total/NA
1,2-Dichloroethene, Total	1.3	J	1.6	0.40	ug/m3	1		TO-15	Total/NA
Cyclohexane	10		0.69	0.20	ug/m3	1		TO-15	Total/NA
Carbon tetrachloride	0.54	J	1.3	0.14	ug/m3	1		TO-15	Total/NA
2,2,4-Trimethylpentane	1.3		0.93	0.18	ug/m3	1		TO-15	Total/NA
Benzene	1.7		0.64	0.14	ug/m3	1		TO-15	Total/NA
n-Heptane	0.70	J	0.82	0.23	ug/m3	1		TO-15	Total/NA
Trichloroethene	1.3		1.1	0.13	ug/m3	1		TO-15	Total/NA
Toluene	89		0.75	0.16	ug/m3	1		TO-15	Total/NA
Tetrachloroethene	5.9		1.4	0.14	ug/m3	1		TO-15	Total/NA
Chlorobenzene	0.43	J	0.92	0.20	ug/m3	1		TO-15	Total/NA
Ethylbenzene	0.71	J	0.87	0.23	ug/m3	1		TO-15	Total/NA
m,p-Xylene	2.2		2.2	0.41	ug/m3	1		TO-15	Total/NA
Xylene, o-	0.82	J	0.87	0.23	ug/m3	1		TO-15	Total/NA
Xylene (total)	3.0		3.0	0.48	ug/m3	1		TO-15	Total/NA
1,2,4-Trimethylbenzene	0.55	J	0.98	0.39	ug/m3	1		TO-15	Total/NA
Dichlorodifluoromethane - DL	2.3	J	9.9	2.2	ug/m3	4		TO-15	Total/NA
Chloromethane - DL	1.3	J	4.1	1.2	ug/m3	4		TO-15	Total/NA
n-Butane - DL	11		4.8	1.9	ug/m3	4		TO-15	Total/NA
Trichlorofluoromethane - DL	1.5	J	4.5	1.1	ug/m3	4		TO-15	Total/NA
Acetone - DL	210		48	15	ug/m3	4		TO-15	Total/NA
n-Hexane - DL	51		7.0	1.6	ug/m3	4		TO-15	Total/NA
cis-1,2-Dichloroethene - DL	2.1	J	3.2	0.33	ug/m3	4		TO-15	Total/NA
1,2-Dichloroethene, Total - DL	2.1	J	6.3	1.6	ug/m3	4		TO-15	Total/NA
Cyclohexane - DL	16		2.8	0.80	ug/m3	4		TO-15	Total/NA
2,2,4-Trimethylpentane - DL	4.6		3.7	0.71	ug/m3	4		TO-15	Total/NA
Benzene - DL	2.9		2.6	0.56	ug/m3	4		TO-15	Total/NA
n-Heptane - DL	5.4		3.3	0.90	ug/m3	4		TO-15	Total/NA
Trichloroethene - DL	1.3	J	4.3	0.54	ug/m3	4		TO-15	Total/NA
Toluene - DL	98		3.0	0.63	ug/m3	4		TO-15	Total/NA
Tetrachloroethene - DL	6.5		5.4	0.57	ug/m3	4		TO-15	Total/NA
Ethylbenzene - DL	9.0		3.5	0.90	ug/m3	4		TO-15	Total/NA
m,p-Xylene - DL	10		8.7	1.7	ug/m3	4		TO-15	Total/NA
Xylene, o- - DL	4.3		3.5	0.90	ug/m3	4		TO-15	Total/NA
Xylene (total) - DL	14		12	1.9	ug/m3	4		TO-15	Total/NA
n-Propylbenzene - DL	0.92	J	3.9	0.92	ug/m3	4		TO-15	Total/NA
4-Ethyltoluene - DL	0.99	J	3.9	0.96	ug/m3	4		TO-15	Total/NA
1,2,4-Trimethylbenzene - DL	3.5	J	3.9	1.6	ug/m3	4		TO-15	Total/NA
4-Isopropyltoluene - DL	16		4.4	1.3	ug/m3	4		TO-15	Total/NA
Naphthalene - DL	20		10	6.3	ug/m3	4		TO-15	Total/NA

This Detection Summary does not include radiochemical test results.

Detection Summary

Client: GHD Services Inc.
Project/Site: 058507, GM Lockport SSOW 256042

Job ID: 480-204934-1

Client Sample ID: 10-IA-2-121422 — Lab Sample ID: 480-204934-2

Analyte	Result	Qualifier	RL	MDL	Unit	Dil Fac	D	Method	Prep Type
Dichlorodifluoromethane	1.1	J	2.5	0.54	ug/m3	1		TO-15	Total/NA
Freon 22	0.75	J	1.8	0.42	ug/m3	1		TO-15	Total/NA
Chloromethane	0.72	J	1.0	0.31	ug/m3	1		TO-15	Total/NA
n-Butane	3.1		1.2	0.48	ug/m3	1		TO-15	Total/NA
Trichlorofluoromethane	0.81	J	1.1	0.28	ug/m3	1		TO-15	Total/NA
Acetone	81		12	3.8	ug/m3	1		TO-15	Total/NA
Methylene Chloride	1.1	J	1.7	0.63	ug/m3	1		TO-15	Total/NA
n-Hexane	28		1.8	0.39	ug/m3	1		TO-15	Total/NA
cis-1,2-Dichloroethene	0.75	J	0.79	0.083	ug/m3	1		TO-15	Total/NA
1,2-Dichloroethene, Total	0.75	J	1.6	0.40	ug/m3	1		TO-15	Total/NA
Cyclohexane	5.3		0.69	0.20	ug/m3	1		TO-15	Total/NA
Benzene	1.1		0.64	0.14	ug/m3	1		TO-15	Total/NA
n-Heptane	0.49	J	0.82	0.23	ug/m3	1		TO-15	Total/NA
Trichloroethene	0.71	J	1.1	0.13	ug/m3	1		TO-15	Total/NA
Toluene	59		0.75	0.16	ug/m3	1		TO-15	Total/NA
Tetrachloroethene	4.5		1.4	0.14	ug/m3	1		TO-15	Total/NA
Chlorobenzene	0.21	J	0.92	0.20	ug/m3	1		TO-15	Total/NA
Ethylbenzene	0.42	J	0.87	0.23	ug/m3	1		TO-15	Total/NA
m,p-Xylene	1.3	J	2.2	0.41	ug/m3	1		TO-15	Total/NA
Xylene, o-	0.40	J	0.87	0.23	ug/m3	1		TO-15	Total/NA
Xylene (total)	1.7	J	3.0	0.48	ug/m3	1		TO-15	Total/NA
Styrene	0.40	J	0.85	0.25	ug/m3	1		TO-15	Total/NA

Client Sample ID: OA-121422 — Lab Sample ID: 480-204934-3

Analyte	Result	Qualifier	RL	MDL	Unit	Dil Fac	D	Method	Prep Type
Dichlorodifluoromethane	1.9	J	2.5	0.54	ug/m3	1		TO-15	Total/NA
Freon 22	0.94	J	1.8	0.42	ug/m3	1		TO-15	Total/NA
Chloromethane	1.1		1.0	0.31	ug/m3	1		TO-15	Total/NA
n-Butane	0.60	J	1.2	0.48	ug/m3	1		TO-15	Total/NA
Trichlorofluoromethane	1.1		1.1	0.28	ug/m3	1		TO-15	Total/NA
Freon TF	0.58	J	1.5	0.41	ug/m3	1		TO-15	Total/NA
Methylene Chloride	0.64	J	1.7	0.63	ug/m3	1		TO-15	Total/NA
n-Hexane	0.50	J	1.8	0.39	ug/m3	1		TO-15	Total/NA
Carbon tetrachloride	0.49	J	1.3	0.14	ug/m3	1		TO-15	Total/NA
Benzene	0.28	J	0.64	0.14	ug/m3	1		TO-15	Total/NA
Trichloroethene	0.27	J	1.1	0.13	ug/m3	1		TO-15	Total/NA
Toluene	0.53	J	0.75	0.16	ug/m3	1		TO-15	Total/NA
Tetrachloroethene	0.27	J	1.4	0.14	ug/m3	1		TO-15	Total/NA

This Detection Summary does not include radiochemical test results.

Client Sample Results

Client: GHD Services Inc.
Project/Site: 058507, GM Lockport SSOW 256042

Job ID: 480-204934-1

Client Sample ID: 10-IA-1-121422

Lab Sample ID: 480-204934-1

Date Collected: 12/14/22 15:15
Matrix: Air
Date Received: 12/16/22 11:00
Sample Container: Summa Canister 6L

Method: EPA TO-15 - Volatile Organic Compounds in Ambient Air

Analyte	Result	Qualifier	RL	MDL	Unit	D	Prepared	Analyzed	Dil Fac
Dichlorodifluoromethane	**1.5**	**J**	2.5	0.54	ug/m3			12/21/22 18:49	1
Freon 22	**1.1**	**J**	1.8	0.42	ug/m3			12/21/22 18:49	1
1,2-Dichlorotetrafluoroethane	ND		1.4	0.34	ug/m3			12/21/22 18:49	1
Chloromethane	**1.2**		1.0	0.31	ug/m3			12/21/22 18:49	1
n-Butane	**3.9**		1.2	0.48	ug/m3			12/21/22 18:49	1
Vinyl chloride	ND		0.51	0.054	ug/m3			12/21/22 18:49	1
1,3-Butadiene	**0.31**	**J**	0.44	0.086	ug/m3			12/21/22 18:49	1
Bromomethane	ND		0.78	0.28	ug/m3			12/21/22 18:49	1
Chloroethane	ND		1.3	0.47	ug/m3			12/21/22 18:49	1
Bromoethene(Vinyl Bromide)	ND		0.87	0.22	ug/m3			12/21/22 18:49	1
Trichlorofluoromethane	**1.2**		1.1	0.28	ug/m3			12/21/22 18:49	1
Freon TF	**0.66**	**J**	1.5	0.41	ug/m3			12/21/22 18:49	1
1,1-Dichloroethene	ND		0.79	0.10	ug/m3			12/21/22 18:49	1
Acetone	**170**	**E**	12	3.8	ug/m3			12/21/22 18:49	1
Isopropyl alcohol	**5.6**	**J**	12	3.9	ug/m3			12/21/22 18:49	1
Carbon disulfide	ND		1.6	0.40	ug/m3			12/21/22 18:49	1
3-Chloropropene	ND		1.6	0.38	ug/m3			12/21/22 18:49	1
Methylene Chloride	ND		1.7	0.63	ug/m3			12/21/22 18:49	1
tert-Butyl alcohol	ND		15	3.6	ug/m3			12/21/22 18:49	1
Methyl tert-butyl ether	ND		0.72	0.13	ug/m3			12/21/22 18:49	1
trans-1,2-Dichloroethene	ND		0.79	0.091	ug/m3			12/21/22 18:49	1
n-Hexane	**49**		1.8	0.39	ug/m3			12/21/22 18:49	1
1,1-Dichloroethane	ND		0.81	0.10	ug/m3			12/21/22 18:49	1
Methyl Ethyl Ketone	ND		1.5	1.4	ug/m3			12/21/22 18:49	1
cis-1,2-Dichloroethene	**1.3**		0.79	0.083	ug/m3			12/21/22 18:49	1
1,2-Dichloroethene, Total	**1.3**	**J**	1.6	0.40	ug/m3			12/21/22 18:49	1
Chloroform	ND		0.98	0.20	ug/m3			12/21/22 18:49	1
Tetrahydrofuran	ND		15	3.8	ug/m3			12/21/22 18:49	1
1,1,1-Trichloroethane	ND		1.1	0.24	ug/m3			12/21/22 18:49	1
Cyclohexane	**10**		0.69	0.20	ug/m3			12/21/22 18:49	1
Carbon tetrachloride	**0.54**	**J**	1.3	0.14	ug/m3			12/21/22 18:49	1
2,2,4-Trimethylpentane	**1.3**		0.93	0.18	ug/m3			12/21/22 18:49	1
Benzene	**1.7**		0.64	0.14	ug/m3			12/21/22 18:49	1
1,2-Dichloroethane	ND		0.81	0.38	ug/m3			12/21/22 18:49	1
n-Heptane	**0.70**	**J**	0.82	0.23	ug/m3			12/21/22 18:49	1
Trichloroethene	**1.3**		1.1	0.13	ug/m3			12/21/22 18:49	1
Methyl methacrylate	ND		2.0	0.57	ug/m3			12/21/22 18:49	1
1,2-Dichloropropane	ND		0.92	0.43	ug/m3			12/21/22 18:49	1
1,4-Dioxane	ND		18	4.7	ug/m3			12/21/22 18:49	1
Bromodichloromethane	ND		1.3	0.34	ug/m3			12/21/22 18:49	1
cis-1,3-Dichloropropene	ND		0.91	0.20	ug/m3			12/21/22 18:49	1
methyl isobutyl ketone	ND		2.0	0.53	ug/m3			12/21/22 18:49	1
Toluene	**89**		0.75	0.16	ug/m3			12/21/22 18:49	1
trans-1,3-Dichloropropene	ND		0.91	0.25	ug/m3			12/21/22 18:49	1
1,1,2-Trichloroethane	ND		1.1	0.40	ug/m3			12/21/22 18:49	1
Tetrachloroethene	**5.9**		1.4	0.14	ug/m3			12/21/22 18:49	1
Methyl Butyl Ketone (2-Hexanone)	ND		2.0	0.61	ug/m3			12/21/22 18:49	1
Dibromochloromethane	ND		1.7	0.54	ug/m3			12/21/22 18:49	1

Client Sample Results

Client: GHD Services Inc.
Project/Site: 058507, GM Lockport SSOW 256042

Job ID: 480-204934-1

Client Sample ID: 10-IA-1-121422

Lab Sample ID: 480-204934-1
Matrix: Air

Date Collected: 12/14/22 15:15
Date Received: 12/16/22 11:00
Sample Container: Summa Canister 6L

Method: EPA TO-15 - Volatile Organic Compounds in Ambient Air (Continued)

Analyte	Result	Qualifier	RL	MDL	Unit	D	Prepared	Analyzed	Dil Fac
1,2-Dibromoethane	ND		1.5	0.32	ug/m3			12/21/22 18:49	1
Chlorobenzene	**0.43**	**J**	0.92	0.20	ug/m3			12/21/22 18:49	1
Ethylbenzene	**0.71**	**J**	0.87	0.23	ug/m3			12/21/22 18:49	1
m,p-Xylene	**2.2**		2.2	0.41	ug/m3			12/21/22 18:49	1
Xylene, o-	**0.82**	**J**	0.87	0.23	ug/m3			12/21/22 18:49	1
Xylene (total)	**3.0**		3.0	0.48	ug/m3			12/21/22 18:49	1
Styrene	ND		0.85	0.25	ug/m3			12/21/22 18:49	1
Bromoform	ND		2.1	1.2	ug/m3			12/21/22 18:49	1
Cumene	ND		0.98	0.20	ug/m3			12/21/22 18:49	1
1,1,2,2-Tetrachloroethane	ND		1.4	0.30	ug/m3			12/21/22 18:49	1
n-Propylbenzene	ND		0.98	0.23	ug/m3			12/21/22 18:49	1
4-Ethyltoluene	ND		0.98	0.24	ug/m3			12/21/22 18:49	1
1,3,5-Trimethylbenzene	ND		0.98	0.23	ug/m3			12/21/22 18:49	1
2-Chlorotoluene	ND		1.0	0.24	ug/m3			12/21/22 18:49	1
tert-Butylbenzene	ND		1.1	0.26	ug/m3			12/21/22 18:49	1
1,2,4-Trimethylbenzene	**0.55**	**J**	0.98	0.39	ug/m3			12/21/22 18:49	1
sec-Butylbenzene	ND		1.1	0.25	ug/m3			12/21/22 18:49	1
4-Isopropyltoluene	ND		1.1	0.33	ug/m3			12/21/22 18:49	1
1,3-Dichlorobenzene	ND		1.2	0.44	ug/m3			12/21/22 18:49	1
1,4-Dichlorobenzene	ND		1.2	0.54	ug/m3			12/21/22 18:49	1
Benzyl chloride	ND		1.0	0.46	ug/m3			12/21/22 18:49	1
n-Butylbenzene	ND		1.1	0.60	ug/m3			12/21/22 18:49	1
1,2-Dichlorobenzene	ND		1.2	0.40	ug/m3			12/21/22 18:49	1
1,2,4-Trichlorobenzene	ND		3.7	2.4	ug/m3			12/21/22 18:49	1
Hexachlorobutadiene	ND		2.1	1.2	ug/m3			12/21/22 18:49	1
Naphthalene	ND		2.6	1.6	ug/m3			12/21/22 18:49	1

Method: EPA TO-15 - Volatile Organic Compounds in Ambient Air - DL

Analyte	Result	Qualifier	RL	MDL	Unit	D	Prepared	Analyzed	Dil Fac
Dichlorodifluoromethane	**2.3**	**J**	9.9	2.2	ug/m3			12/22/22 22:05	4
Freon 22	ND		7.1	1.7	ug/m3			12/22/22 22:05	4
1,2-Dichlorotetrafluoroethane	ND		5.6	1.3	ug/m3			12/22/22 22:05	4
Chloromethane	**1.3**	**J**	4.1	1.2	ug/m3			12/22/22 22:05	4
n-Butane	**11**		4.8	1.9	ug/m3			12/22/22 22:05	4
Vinyl chloride	ND		2.0	0.21	ug/m3			12/22/22 22:05	4
1,3-Butadiene	ND		1.8	0.35	ug/m3			12/22/22 22:05	4
Bromomethane	ND		3.1	1.1	ug/m3			12/22/22 22:05	4
Chloroethane	ND		5.3	1.9	ug/m3			12/22/22 22:05	4
Bromoethene(Vinyl Bromide)	ND		3.5	0.87	ug/m3			12/22/22 22:05	4
Trichlorofluoromethane	**1.5**	**J**	4.5	1.1	ug/m3			12/22/22 22:05	4
Freon TF	ND		6.1	1.6	ug/m3			12/22/22 22:05	4
1,1-Dichloroethene	ND		3.2	0.41	ug/m3			12/22/22 22:05	4
Acetone	**210**		48	15	ug/m3			12/22/22 22:05	4
Isopropyl alcohol	ND		49	16	ug/m3			12/22/22 22:05	4
Carbon disulfide	ND		6.2	1.6	ug/m3			12/22/22 22:05	4
3-Chloropropene	ND		6.3	1.5	ug/m3			12/22/22 22:05	4
Methylene Chloride	ND		6.9	2.5	ug/m3			12/22/22 22:05	4
tert-Butyl alcohol	ND		61	15	ug/m3			12/22/22 22:05	4
Methyl tert-butyl ether	ND		2.9	0.52	ug/m3			12/22/22 22:05	4

Client Sample Results

Client: GHD Services Inc.
Project/Site: 058507, GM Lockport SSOW 256042

Job ID: 480-204934-1

Client Sample ID: 10-IA-1-121422

Lab Sample ID: 480-204934-1

Date Collected: 12/14/22 15:15
Matrix: Air
Date Received: 12/16/22 11:00
Sample Container: Summa Canister 6L

Method: EPA TO-15 - Volatile Organic Compounds in Ambient Air - DL (Continued)

Analyte	Result	Qualifier	RL	MDL	Unit	D	Prepared	Analyzed	Dil Fac
trans-1,2-Dichloroethene	ND		3.2	0.36	ug/m3			12/22/22 22:05	4
n-Hexane	**51**		7.0	1.6	ug/m3			12/22/22 22:05	4
1,1-Dichloroethane	ND		3.2	0.40	ug/m3			12/22/22 22:05	4
Methyl Ethyl Ketone	ND		5.9	5.8	ug/m3			12/22/22 22:05	4
cis-1,2-Dichloroethene	**2.1**	**J**	3.2	0.33	ug/m3			12/22/22 22:05	4
1,2-Dichloroethene, Total	**2.1**	**J**	6.3	1.6	ug/m3			12/22/22 22:05	4
Chloroform	ND		3.9	0.80	ug/m3			12/22/22 22:05	4
Tetrahydrofuran	ND		59	15	ug/m3			12/22/22 22:05	4
1,1,1-Trichloroethane	ND		4.4	0.96	ug/m3			12/22/22 22:05	4
Cyclohexane	**16**		2.8	0.80	ug/m3			12/22/22 22:05	4
Carbon tetrachloride	ND		5.0	0.55	ug/m3			12/22/22 22:05	4
2,2,4-Trimethylpentane	**4.6**		3.7	0.71	ug/m3			12/22/22 22:05	4
Benzene	**2.9**		2.6	0.56	ug/m3			12/22/22 22:05	4
1,2-Dichloroethane	ND		3.2	1.5	ug/m3			12/22/22 22:05	4
n-Heptane	**5.4**		3.3	0.90	ug/m3			12/22/22 22:05	4
Trichloroethene	**1.3**	**J**	4.3	0.54	ug/m3			12/22/22 22:05	4
Methyl methacrylate	ND		8.2	2.3	ug/m3			12/22/22 22:05	4
1,2-Dichloropropane	ND		3.7	1.7	ug/m3			12/22/22 22:05	4
1,4-Dioxane	ND		72	19	ug/m3			12/22/22 22:05	4
Bromodichloromethane	ND		5.4	1.3	ug/m3			12/22/22 22:05	4
cis-1,3-Dichloropropene	ND		3.6	0.82	ug/m3			12/22/22 22:05	4
methyl isobutyl ketone	ND		8.2	2.1	ug/m3			12/22/22 22:05	4
Toluene	**98**		3.0	0.63	ug/m3			12/22/22 22:05	4
trans-1,3-Dichloropropene	ND		3.6	0.98	ug/m3			12/22/22 22:05	4
1,1,2-Trichloroethane	ND		4.4	1.6	ug/m3			12/22/22 22:05	4
Tetrachloroethene	**6.5**		5.4	0.57	ug/m3			12/22/22 22:05	4
Methyl Butyl Ketone (2-Hexanone)	ND		8.2	2.5	ug/m3			12/22/22 22:05	4
Dibromochloromethane	ND		6.8	2.1	ug/m3			12/22/22 22:05	4
1,2-Dibromoethane	ND		6.1	1.3	ug/m3			12/22/22 22:05	4
Chlorobenzene	ND		3.7	0.81	ug/m3			12/22/22 22:05	4
Ethylbenzene	**9.0**		3.5	0.90	ug/m3			12/22/22 22:05	4
m,p-Xylene	**10**		8.7	1.7	ug/m3			12/22/22 22:05	4
Xylene, o-	**4.3**		3.5	0.90	ug/m3			12/22/22 22:05	4
Xylene (total)	**14**		12	1.9	ug/m3			12/22/22 22:05	4
Styrene	ND		3.4	1.0	ug/m3			12/22/22 22:05	4
Bromoform	ND		8.3	5.0	ug/m3			12/22/22 22:05	4
Cumene	ND		3.9	0.81	ug/m3			12/22/22 22:05	4
1,1,2,2-Tetrachloroethane	ND		5.5	1.2	ug/m3			12/22/22 22:05	4
n-Propylbenzene	**0.92**	**J**	3.9	0.92	ug/m3			12/22/22 22:05	4
4-Ethyltoluene	**0.99**	**J**	3.9	0.96	ug/m3			12/22/22 22:05	4
1,3,5-Trimethylbenzene	ND		3.9	0.92	ug/m3			12/22/22 22:05	4
2-Chlorotoluene	ND		4.1	0.95	ug/m3			12/22/22 22:05	4
tert-Butylbenzene	ND		4.4	1.0	ug/m3			12/22/22 22:05	4
1,2,4-Trimethylbenzene	**3.5**	**J**	3.9	1.6	ug/m3			12/22/22 22:05	4
sec-Butylbenzene	ND		4.4	0.99	ug/m3			12/22/22 22:05	4
4-Isopropyltoluene	**16**		4.4	1.3	ug/m3			12/22/22 22:05	4
1,3-Dichlorobenzene	ND		4.8	1.8	ug/m3			12/22/22 22:05	4
1,4-Dichlorobenzene	ND		4.8	2.1	ug/m3			12/22/22 22:05	4

Client Sample ID: 10-IA-1-121422

Lab Sample ID: 480-204934-1

Date Collected: 12/14/22 15:15
Matrix: Air
Date Received: 12/16/22 11:00
Sample Container: Summa Canister 6L

Method: EPA TO-15 - Volatile Organic Compounds in Ambient Air - DL (Continued)

Analyte	Result	Qualifier	RL	MDL	Unit	D	Prepared	Analyzed	Dil Fac
Benzyl chloride	ND		4.1	1.8	ug/m3			12/22/22 22:05	4
n-Butylbenzene	ND		4.4	2.4	ug/m3			12/22/22 22:05	4
1,2-Dichlorobenzene	ND		4.8	1.6	ug/m3			12/22/22 22:05	4
1,2,4-Trichlorobenzene	ND		15	9.8	ug/m3			12/22/22 22:05	4
Hexachlorobutadiene	ND		8.5	4.7	ug/m3			12/22/22 22:05	4
Naphthalene	**20**		10	6.3	ug/m3			12/22/22 22:05	4

Client Sample ID: 10-IA-2-121422

Lab Sample ID: 480-204934-2

Date Collected: 12/14/22 13:46
Matrix: Air
Date Received: 12/16/22 11:00
Sample Container: Summa Canister 6L

Method: EPA TO-15 - Volatile Organic Compounds in Ambient Air

Analyte	Result	Qualifier	RL	MDL	Unit	D	Prepared	Analyzed	Dil Fac
Dichlorodifluoromethane	**1.1**	**J**	2.5	0.54	ug/m3			12/21/22 19:41	1
Freon 22	**0.75**	**J**	1.8	0.42	ug/m3			12/21/22 19:41	1
1,2-Dichlorotetrafluoroethane	ND		1.4	0.34	ug/m3			12/21/22 19:41	1
Chloromethane	**0.72**	**J**	1.0	0.31	ug/m3			12/21/22 19:41	1
n-Butane	**3.1**		1.2	0.48	ug/m3			12/21/22 19:41	1
Vinyl chloride	ND		0.51	0.054	ug/m3			12/21/22 19:41	1
1,3-Butadiene	ND		0.44	0.086	ug/m3			12/21/22 19:41	1
Bromomethane	ND		0.78	0.28	ug/m3			12/21/22 19:41	1
Chloroethane	ND		1.3	0.47	ug/m3			12/21/22 19:41	1
Bromoethene(Vinyl Bromide)	ND		0.87	0.22	ug/m3			12/21/22 19:41	1
Trichlorofluoromethane	**0.81**	**J**	1.1	0.28	ug/m3			12/21/22 19:41	1
Freon TF	ND		1.5	0.41	ug/m3			12/21/22 19:41	1
1,1-Dichloroethene	ND		0.79	0.10	ug/m3			12/21/22 19:41	1
Acetone	**81**		12	3.8	ug/m3			12/21/22 19:41	1
Isopropyl alcohol	ND		12	3.9	ug/m3			12/21/22 19:41	1
Carbon disulfide	ND		1.6	0.40	ug/m3			12/21/22 19:41	1
3-Chloropropene	ND		1.6	0.38	ug/m3			12/21/22 19:41	1
Methylene Chloride	**1.1**	**J**	1.7	0.63	ug/m3			12/21/22 19:41	1
tert-Butyl alcohol	ND		15	3.6	ug/m3			12/21/22 19:41	1
Methyl tert-butyl ether	ND		0.72	0.13	ug/m3			12/21/22 19:41	1
trans-1,2-Dichloroethene	ND		0.79	0.091	ug/m3			12/21/22 19:41	1
n-Hexane	**28**		1.8	0.39	ug/m3			12/21/22 19:41	1
1,1-Dichloroethane	ND		0.81	0.10	ug/m3			12/21/22 19:41	1
Methyl Ethyl Ketone	ND		1.5	1.4	ug/m3			12/21/22 19:41	1
cis-1,2-Dichloroethene	**0.75**	**J**	0.79	0.083	ug/m3			12/21/22 19:41	1
1,2-Dichloroethene, Total	**0.75**	**J**	1.6	0.40	ug/m3			12/21/22 19:41	1
Chloroform	ND		0.98	0.20	ug/m3			12/21/22 19:41	1
Tetrahydrofuran	ND		15	3.8	ug/m3			12/21/22 19:41	1
1,1,1-Trichloroethane	ND		1.1	0.24	ug/m3			12/21/22 19:41	1
Cyclohexane	**5.3**		0.69	0.20	ug/m3			12/21/22 19:41	1
Carbon tetrachloride	ND		1.3	0.14	ug/m3			12/21/22 19:41	1
2,2,4-Trimethylpentane	ND		0.93	0.18	ug/m3			12/21/22 19:41	1
Benzene	**1.1**		0.64	0.14	ug/m3			12/21/22 19:41	1
1,2-Dichloroethane	ND		0.81	0.38	ug/m3			12/21/22 19:41	1
n-Heptane	**0.49**	**J**	0.82	0.23	ug/m3			12/21/22 19:41	1

Client Sample ID: 10-IA-2-121422

Lab Sample ID: 480-204934-2

Date Collected: 12/14/22 13:46
Matrix: Air
Date Received: 12/16/22 11:00
Sample Container: Summa Canister 6L

Method: EPA TO-15 - Volatile Organic Compounds in Ambient Air (Continued)

Analyte	Result	Qualifier	RL	MDL	Unit	D	Prepared	Analyzed	Dil Fac
Trichloroethene	**0.71**	**J**	1.1	0.13	ug/m3			12/21/22 19:41	1
Methyl methacrylate	ND		2.0	0.57	ug/m3			12/21/22 19:41	1
1,2-Dichloropropane	ND		0.92	0.43	ug/m3			12/21/22 19:41	1
1,4-Dioxane	ND		18	4.7	ug/m3			12/21/22 19:41	1
Bromodichloromethane	ND		1.3	0.34	ug/m3			12/21/22 19:41	1
cis-1,3-Dichloropropene	ND		0.91	0.20	ug/m3			12/21/22 19:41	1
methyl isobutyl ketone	ND		2.0	0.53	ug/m3			12/21/22 19:41	1
Toluene	**59**		0.75	0.16	ug/m3			12/21/22 19:41	1
trans-1,3-Dichloropropene	ND		0.91	0.25	ug/m3			12/21/22 19:41	1
1,1,2-Trichloroethane	ND		1.1	0.40	ug/m3			12/21/22 19:41	1
Tetrachloroethene	**4.5**		1.4	0.14	ug/m3			12/21/22 19:41	1
Methyl Butyl Ketone (2-Hexanone)	ND		2.0	0.61	ug/m3			12/21/22 19:41	1
Dibromochloromethane	ND		1.7	0.54	ug/m3			12/21/22 19:41	1
1,2-Dibromoethane	ND		1.5	0.32	ug/m3			12/21/22 19:41	1
Chlorobenzene	**0.21**	**J**	0.92	0.20	ug/m3			12/21/22 19:41	1
Ethylbenzene	**0.42**	**J**	0.87	0.23	ug/m3			12/21/22 19:41	1
m,p-Xylene	**1.3**	**J**	2.2	0.41	ug/m3			12/21/22 19:41	1
Xylene, o-	**0.40**	**J**	0.87	0.23	ug/m3			12/21/22 19:41	1
Xylene (total)	**1.7**	**J**	3.0	0.48	ug/m3			12/21/22 19:41	1
Styrene	**0.40**	**J**	0.85	0.25	ug/m3			12/21/22 19:41	1
Bromoform	ND		2.1	1.2	ug/m3			12/21/22 19:41	1
Cumene	ND		0.98	0.20	ug/m3			12/21/22 19:41	1
1,1,2,2-Tetrachloroethane	ND		1.4	0.30	ug/m3			12/21/22 19:41	1
n-Propylbenzene	ND		0.98	0.23	ug/m3			12/21/22 19:41	1
4-Ethyltoluene	ND		0.98	0.24	ug/m3			12/21/22 19:41	1
1,3,5-Trimethylbenzene	ND		0.98	0.23	ug/m3			12/21/22 19:41	1
2-Chlorotoluene	ND		1.0	0.24	ug/m3			12/21/22 19:41	1
tert-Butylbenzene	ND		1.1	0.26	ug/m3			12/21/22 19:41	1
1,2,4-Trimethylbenzene	ND		0.98	0.39	ug/m3			12/21/22 19:41	1
sec-Butylbenzene	ND		1.1	0.25	ug/m3			12/21/22 19:41	1
4-Isopropyltoluene	ND		1.1	0.33	ug/m3			12/21/22 19:41	1
1,3-Dichlorobenzene	ND		1.2	0.44	ug/m3			12/21/22 19:41	1
1,4-Dichlorobenzene	ND		1.2	0.54	ug/m3			12/21/22 19:41	1
Benzyl chloride	ND		1.0	0.46	ug/m3			12/21/22 19:41	1
n-Butylbenzene	ND		1.1	0.60	ug/m3			12/21/22 19:41	1
1,2-Dichlorobenzene	ND		1.2	0.40	ug/m3			12/21/22 19:41	1
1,2,4-Trichlorobenzene	ND		3.7	2.4	ug/m3			12/21/22 19:41	1
Hexachlorobutadiene	ND		2.1	1.2	ug/m3			12/21/22 19:41	1
Naphthalene	ND		2.6	1.6	ug/m3			12/21/22 19:41	1

Client Sample ID: OA-121422

Lab Sample ID: 480-204934-3

Date Collected: 12/14/22 15:00
Matrix: Air
Date Received: 12/16/22 11:00
Sample Container: Summa Canister 6L

Method: EPA TO-15 - Volatile Organic Compounds in Ambient Air

Analyte	Result	Qualifier	RL	MDL	Unit	D	Prepared	Analyzed	Dil Fac
Dichlorodifluoromethane	**1.9**	**J**	2.5	0.54	ug/m3			12/21/22 20:34	1
Freon 22	**0.94**	**J**	1.8	0.42	ug/m3			12/21/22 20:34	1

Client Sample Results

Client: GHD Services Inc.
Project/Site: 058507, GM Lockport SSOW 256042

Job ID: 480-204934-1

Client Sample ID: OA-121422

Lab Sample ID: 480-204934-3

Date Collected: 12/14/22 15:00
Matrix: Air
Date Received: 12/16/22 11:00
Sample Container: Summa Canister 6L

Method: EPA TO-15 - Volatile Organic Compounds in Ambient Air (Continued)

Analyte	Result	Qualifier	RL	MDL	Unit	D	Prepared	Analyzed	Dil Fac
1,2-Dichlorotetrafluoroethane	ND		1.4	0.34	ug/m3			12/21/22 20:34	1
Chloromethane	**1.1**		1.0	0.31	ug/m3			12/21/22 20:34	1
n-Butane	**0.60**	**J**	1.2	0.48	ug/m3			12/21/22 20:34	1
Vinyl chloride	ND		0.51	0.054	ug/m3			12/21/22 20:34	1
1,3-Butadiene	ND		0.44	0.086	ug/m3			12/21/22 20:34	1
Bromomethane	ND		0.78	0.28	ug/m3			12/21/22 20:34	1
Chloroethane	ND		1.3	0.47	ug/m3			12/21/22 20:34	1
Bromoethene(Vinyl Bromide)	ND		0.87	0.22	ug/m3			12/21/22 20:34	1
Trichlorofluoromethane	**1.1**		1.1	0.28	ug/m3			12/21/22 20:34	1
Freon TF	**0.58**	**J**	1.5	0.41	ug/m3			12/21/22 20:34	1
1,1-Dichloroethene	ND		0.79	0.10	ug/m3			12/21/22 20:34	1
Acetone	ND		12	3.8	ug/m3			12/21/22 20:34	1
Isopropyl alcohol	ND		12	3.9	ug/m3			12/21/22 20:34	1
Carbon disulfide	ND		1.6	0.40	ug/m3			12/21/22 20:34	1
3-Chloropropene	ND		1.6	0.38	ug/m3			12/21/22 20:34	1
Methylene Chloride	**0.64**	**J**	1.7	0.63	ug/m3			12/21/22 20:34	1
tert-Butyl alcohol	ND		15	3.6	ug/m3			12/21/22 20:34	1
Methyl tert-butyl ether	ND		0.72	0.13	ug/m3			12/21/22 20:34	1
trans-1,2-Dichloroethene	ND		0.79	0.091	ug/m3			12/21/22 20:34	1
n-Hexane	**0.50**	**J**	1.8	0.39	ug/m3			12/21/22 20:34	1
1,1-Dichloroethane	ND		0.81	0.10	ug/m3			12/21/22 20:34	1
Methyl Ethyl Ketone	ND		1.5	1.4	ug/m3			12/21/22 20:34	1
cis-1,2-Dichloroethene	ND		0.79	0.083	ug/m3			12/21/22 20:34	1
1,2-Dichloroethene, Total	ND		1.6	0.40	ug/m3			12/21/22 20:34	1
Chloroform	ND		0.98	0.20	ug/m3			12/21/22 20:34	1
Tetrahydrofuran	ND		15	3.8	ug/m3			12/21/22 20:34	1
1,1,1-Trichloroethane	ND		1.1	0.24	ug/m3			12/21/22 20:34	1
Cyclohexane	ND		0.69	0.20	ug/m3			12/21/22 20:34	1
Carbon tetrachloride	**0.49**	**J**	1.3	0.14	ug/m3			12/21/22 20:34	1
2,2,4-Trimethylpentane	ND		0.93	0.18	ug/m3			12/21/22 20:34	1
Benzene	**0.28**	**J**	0.64	0.14	ug/m3			12/21/22 20:34	1
1,2-Dichloroethane	ND		0.81	0.38	ug/m3			12/21/22 20:34	1
n-Heptane	ND		0.82	0.23	ug/m3			12/21/22 20:34	1
Trichloroethene	**0.27**	**J**	1.1	0.13	ug/m3			12/21/22 20:34	1
Methyl methacrylate	ND		2.0	0.57	ug/m3			12/21/22 20:34	1
1,2-Dichloropropane	ND		0.92	0.43	ug/m3			12/21/22 20:34	1
1,4-Dioxane	ND		18	4.7	ug/m3			12/21/22 20:34	1
Bromodichloromethane	ND		1.3	0.34	ug/m3			12/21/22 20:34	1
cis-1,3-Dichloropropene	ND		0.91	0.20	ug/m3			12/21/22 20:34	1
methyl isobutyl ketone	ND		2.0	0.53	ug/m3			12/21/22 20:34	1
Toluene	**0.53**	**J**	0.75	0.16	ug/m3			12/21/22 20:34	1
trans-1,3-Dichloropropene	ND		0.91	0.25	ug/m3			12/21/22 20:34	1
1,1,2-Trichloroethane	ND		1.1	0.40	ug/m3			12/21/22 20:34	1
Tetrachloroethene	**0.27**	**J**	1.4	0.14	ug/m3			12/21/22 20:34	1
Methyl Butyl Ketone (2-Hexanone)	ND		2.0	0.61	ug/m3			12/21/22 20:34	1
Dibromochloromethane	ND		1.7	0.54	ug/m3			12/21/22 20:34	1
1,2-Dibromoethane	ND		1.5	0.32	ug/m3			12/21/22 20:34	1
Chlorobenzene	ND		0.92	0.20	ug/m3			12/21/22 20:34	1

Client Sample Results

Client: GHD Services Inc.
Project/Site: 058507, GM Lockport SSOW 256042

Job ID: 480-204934-1

Client Sample ID: OA-121422

Lab Sample ID: 480-204934-3

Date Collected: 12/14/22 15:00
Matrix: Air
Date Received: 12/16/22 11:00
Sample Container: Summa Canister 6L

Method: EPA TO-15 - Volatile Organic Compounds in Ambient Air (Continued)

Analyte	Result	Qualifier	RL	MDL	Unit	D	Prepared	Analyzed	Dil Fac
Ethylbenzene	ND		0.87	0.23	ug/m3			12/21/22 20:34	1
m,p-Xylene	ND		2.2	0.41	ug/m3			12/21/22 20:34	1
Xylene, o-	ND		0.87	0.23	ug/m3			12/21/22 20:34	1
Xylene (total)	ND		3.0	0.48	ug/m3			12/21/22 20:34	1
Styrene	ND		0.85	0.25	ug/m3			12/21/22 20:34	1
Bromoform	ND		2.1	1.2	ug/m3			12/21/22 20:34	1
Cumene	ND		0.98	0.20	ug/m3			12/21/22 20:34	1
1,1,2,2-Tetrachloroethane	ND		1.4	0.30	ug/m3			12/21/22 20:34	1
n-Propylbenzene	ND		0.98	0.23	ug/m3			12/21/22 20:34	1
4-Ethyltoluene	ND		0.98	0.24	ug/m3			12/21/22 20:34	1
1,3,5-Trimethylbenzene	ND		0.98	0.23	ug/m3			12/21/22 20:34	1
2-Chlorotoluene	ND		1.0	0.24	ug/m3			12/21/22 20:34	1
tert-Butylbenzene	ND		1.1	0.26	ug/m3			12/21/22 20:34	1
1,2,4-Trimethylbenzene	ND		0.98	0.39	ug/m3			12/21/22 20:34	1
sec-Butylbenzene	ND		1.1	0.25	ug/m3			12/21/22 20:34	1
4-Isopropyltoluene	ND		1.1	0.33	ug/m3			12/21/22 20:34	1
1,3-Dichlorobenzene	ND		1.2	0.44	ug/m3			12/21/22 20:34	1
1,4-Dichlorobenzene	ND		1.2	0.54	ug/m3			12/21/22 20:34	1
Benzyl chloride	ND		1.0	0.46	ug/m3			12/21/22 20:34	1
n-Butylbenzene	ND		1.1	0.60	ug/m3			12/21/22 20:34	1
1,2-Dichlorobenzene	ND		1.2	0.40	ug/m3			12/21/22 20:34	1
1,2,4-Trichlorobenzene	ND		3.7	2.4	ug/m3			12/21/22 20:34	1
Hexachlorobutadiene	ND		2.1	1.2	ug/m3			12/21/22 20:34	1
Naphthalene	ND		2.6	1.6	ug/m3			12/21/22 20:34	1

Method: TO-15 - Volatile Organic Compounds in Ambient Air

Lab Sample ID: MB 200-186942/4
Matrix: Air
Analysis Batch: 186942

Client Sample ID: Method Blank
Prep Type: Total/NA

Analyte	MB Result	MB Qualifier	RL	MDL	Unit	D	Prepared	Analyzed	Dil Fac
Dichlorodifluoromethane	ND		2.5	0.54	ug/m3			12/21/22 09:52	1
Freon 22	ND		1.8	0.42	ug/m3			12/21/22 09:52	1
1,2-Dichlorotetrafluoroethane	ND		1.4	0.34	ug/m3			12/21/22 09:52	1
Chloromethane	ND		1.0	0.31	ug/m3			12/21/22 09:52	1
n-Butane	ND		1.2	0.48	ug/m3			12/21/22 09:52	1
Vinyl chloride	ND		0.51	0.054	ug/m3			12/21/22 09:52	1
1,3-Butadiene	ND		0.44	0.086	ug/m3			12/21/22 09:52	1
Bromomethane	ND		0.78	0.28	ug/m3			12/21/22 09:52	1
Chloroethane	ND		1.3	0.47	ug/m3			12/21/22 09:52	1
Bromoethene(Vinyl Bromide)	ND		0.87	0.22	ug/m3			12/21/22 09:52	1
Trichlorofluoromethane	ND		1.1	0.28	ug/m3			12/21/22 09:52	1
Freon TF	ND		1.5	0.41	ug/m3			12/21/22 09:52	1
1,1-Dichloroethene	ND		0.79	0.10	ug/m3			12/21/22 09:52	1
Acetone	ND		12	3.8	ug/m3			12/21/22 09:52	1
Isopropyl alcohol	ND		12	3.9	ug/m3			12/21/22 09:52	1
Carbon disulfide	ND		1.6	0.40	ug/m3			12/21/22 09:52	1
3-Chloropropene	ND		1.6	0.38	ug/m3			12/21/22 09:52	1
Methylene Chloride	ND		1.7	0.63	ug/m3			12/21/22 09:52	1
tert-Butyl alcohol	ND		15	3.6	ug/m3			12/21/22 09:52	1
Methyl tert-butyl ether	ND		0.72	0.13	ug/m3			12/21/22 09:52	1
trans-1,2-Dichloroethene	ND		0.79	0.091	ug/m3			12/21/22 09:52	1
n-Hexane	ND		1.8	0.39	ug/m3			12/21/22 09:52	1
1,1-Dichloroethane	ND		0.81	0.10	ug/m3			12/21/22 09:52	1
Methyl Ethyl Ketone	ND		1.5	1.4	ug/m3			12/21/22 09:52	1
cis-1,2-Dichloroethene	ND		0.79	0.083	ug/m3			12/21/22 09:52	1
1,2-Dichloroethene, Total	ND		1.6	0.40	ug/m3			12/21/22 09:52	1
Chloroform	ND		0.98	0.20	ug/m3			12/21/22 09:52	1
Tetrahydrofuran	ND		15	3.8	ug/m3			12/21/22 09:52	1
1,1,1-Trichloroethane	ND		1.1	0.24	ug/m3			12/21/22 09:52	1
Cyclohexane	ND		0.69	0.20	ug/m3			12/21/22 09:52	1
Carbon tetrachloride	ND		1.3	0.14	ug/m3			12/21/22 09:52	1
2,2,4-Trimethylpentane	ND		0.93	0.18	ug/m3			12/21/22 09:52	1
Benzene	ND		0.64	0.14	ug/m3			12/21/22 09:52	1
1,2-Dichloroethane	ND		0.81	0.38	ug/m3			12/21/22 09:52	1
n-Heptane	ND		0.82	0.23	ug/m3			12/21/22 09:52	1
Trichloroethene	ND		1.1	0.13	ug/m3			12/21/22 09:52	1
Methyl methacrylate	ND		2.0	0.57	ug/m3			12/21/22 09:52	1
1,2-Dichloropropane	ND		0.92	0.43	ug/m3			12/21/22 09:52	1
1,4-Dioxane	ND		18	4.7	ug/m3			12/21/22 09:52	1
Bromodichloromethane	ND		1.3	0.34	ug/m3			12/21/22 09:52	1
cis-1,3-Dichloropropene	ND		0.91	0.20	ug/m3			12/21/22 09:52	1
methyl isobutyl ketone	ND		2.0	0.53	ug/m3			12/21/22 09:52	1
Toluene	ND		0.75	0.16	ug/m3			12/21/22 09:52	1
trans-1,3-Dichloropropene	ND		0.91	0.25	ug/m3			12/21/22 09:52	1
1,1,2-Trichloroethane	ND		1.1	0.40	ug/m3			12/21/22 09:52	1
Tetrachloroethene	ND		1.4	0.14	ug/m3			12/21/22 09:52	1
Methyl Butyl Ketone (2-Hexanone)	ND		2.0	0.61	ug/m3			12/21/22 09:52	1
Dibromochloromethane	ND		1.7	0.54	ug/m3			12/21/22 09:52	1

Method: TO-15 - Volatile Organic Compounds in Ambient Air (Continued)

Lab Sample ID: MB 200-186942/4
Matrix: Air
Analysis Batch: 186942

Client Sample ID: Method Blank
Prep Type: Total/NA

Analyte	MB Result	MB Qualifier	RL	MDL	Unit	D	Prepared	Analyzed	Dil Fac
1,2-Dibromoethane	ND		1.5	0.32	ug/m3			12/21/22 09:52	1
Chlorobenzene	ND		0.92	0.20	ug/m3			12/21/22 09:52	1
Ethylbenzene	ND		0.87	0.23	ug/m3			12/21/22 09:52	1
m,p-Xylene	ND		2.2	0.41	ug/m3			12/21/22 09:52	1
Xylene, o-	ND		0.87	0.23	ug/m3			12/21/22 09:52	1
Xylene (total)	ND		3.0	0.48	ug/m3			12/21/22 09:52	1
Styrene	ND		0.85	0.25	ug/m3			12/21/22 09:52	1
Bromoform	ND		2.1	1.2	ug/m3			12/21/22 09:52	1
Cumene	ND		0.98	0.20	ug/m3			12/21/22 09:52	1
1,1,2,2-Tetrachloroethane	ND		1.4	0.30	ug/m3			12/21/22 09:52	1
n-Propylbenzene	ND		0.98	0.23	ug/m3			12/21/22 09:52	1
4-Ethyltoluene	ND		0.98	0.24	ug/m3			12/21/22 09:52	1
1,3,5-Trimethylbenzene	ND		0.98	0.23	ug/m3			12/21/22 09:52	1
2-Chlorotoluene	ND		1.0	0.24	ug/m3			12/21/22 09:52	1
tert-Butylbenzene	ND		1.1	0.26	ug/m3			12/21/22 09:52	1
1,2,4-Trimethylbenzene	ND		0.98	0.39	ug/m3			12/21/22 09:52	1
sec-Butylbenzene	ND		1.1	0.25	ug/m3			12/21/22 09:52	1
4-Isopropyltoluene	ND		1.1	0.33	ug/m3			12/21/22 09:52	1
1,3-Dichlorobenzene	ND		1.2	0.44	ug/m3			12/21/22 09:52	1
1,4-Dichlorobenzene	ND		1.2	0.54	ug/m3			12/21/22 09:52	1
Benzyl chloride	ND		1.0	0.46	ug/m3			12/21/22 09:52	1
n-Butylbenzene	ND		1.1	0.60	ug/m3			12/21/22 09:52	1
1,2-Dichlorobenzene	ND		1.2	0.40	ug/m3			12/21/22 09:52	1
1,2,4-Trichlorobenzene	ND		3.7	2.4	ug/m3			12/21/22 09:52	1
Hexachlorobutadiene	ND		2.1	1.2	ug/m3			12/21/22 09:52	1
Naphthalene	ND		2.6	1.6	ug/m3			12/21/22 09:52	1

Lab Sample ID: LCS 200-186942/3
Matrix: Air
Analysis Batch: 186942

Client Sample ID: Lab Control Sample
Prep Type: Total/NA

Analyte	Spike Added	LCS Result	LCS Qualifier	Unit	D	%Rec	%Rec Limits
Dichlorodifluoromethane	49.4	49.1		ug/m3		99	61 - 142
Freon 22	35.4	35.1		ug/m3		99	60 - 147
1,2-Dichlorotetrafluoroethane	69.9	64.9		ug/m3		93	71 - 141
Chloromethane	20.6	20.2		ug/m3		98	56 - 141
n-Butane	23.8	22.9		ug/m3		96	53 - 151
Vinyl chloride	25.6	23.1		ug/m3		90	61 - 135
1,3-Butadiene	22.1	20.2		ug/m3		91	58 - 139
Bromomethane	38.8	36.3		ug/m3		94	72 - 124
Chloroethane	26.4	26.6		ug/m3		101	68 - 130
Bromoethene(Vinyl Bromide)	43.7	41.7		ug/m3		95	75 - 125
Trichlorofluoromethane	56.2	52.9		ug/m3		94	70 - 129
Freon TF	76.6	72.3		ug/m3		94	70 - 121
1,1-Dichloroethene	39.6	35.8		ug/m3		90	68 - 120
Acetone	23.7	24.7		ug/m3		104	54 - 154
Isopropyl alcohol	24.6	23.4		ug/m3		95	53 - 142
Carbon disulfide	31.1	31.2		ug/m3		100	71 - 138
3-Chloropropene	31.3	28.8		ug/m3		92	50 - 150

Method: TO-15 - Volatile Organic Compounds in Ambient Air (Continued)

Lab Sample ID: LCS 200-186942/3
Matrix: Air
Analysis Batch: 186942

Client Sample ID: Lab Control Sample
Prep Type: Total/NA

Analyte	Spike Added	LCS Result	LCS Qualifier	Unit	D	%Rec	%Rec Limits
Methylene Chloride	34.7	35.2		ug/m3		101	59 - 137
tert-Butyl alcohol	30.3	29.3		ug/m3		97	66 - 132
Methyl tert-butyl ether	36.0	34.7		ug/m3		96	70 - 127
trans-1,2-Dichloroethene	39.6	38.5		ug/m3		97	69 - 137
n-Hexane	35.2	33.8		ug/m3		96	63 - 138
1,1-Dichloroethane	40.5	37.7		ug/m3		93	66 - 130
Methyl Ethyl Ketone	29.5	30.0		ug/m3		102	72 - 124
cis-1,2-Dichloroethene	39.6	37.6		ug/m3		95	72 - 121
Chloroform	48.8	46.3		ug/m3		95	73 - 124
Tetrahydrofuran	29.5	29.9		ug/m3		102	60 - 149
1,1,1-Trichloroethane	54.6	51.1		ug/m3		94	72 - 127
Cyclohexane	34.4	32.6		ug/m3		95	76 - 124
Carbon tetrachloride	62.9	59.8		ug/m3		95	71 - 133
2,2,4-Trimethylpentane	46.7	44.2		ug/m3		95	68 - 131
Benzene	31.9	29.8		ug/m3		93	73 - 119
1,2-Dichloroethane	40.5	38.5		ug/m3		95	68 - 135
n-Heptane	41.0	38.8		ug/m3		95	60 - 142
Trichloroethene	53.7	49.7		ug/m3		92	73 - 122
Methyl methacrylate	40.9	40.9		ug/m3		100	73 - 129
1,2-Dichloropropane	46.2	44.6		ug/m3		97	69 - 128
1,4-Dioxane	36.0	33.5		ug/m3		93	66 - 129
Bromodichloromethane	67.0	63.7		ug/m3		95	75 - 127
cis-1,3-Dichloropropene	45.4	44.0		ug/m3		97	74 - 125
methyl isobutyl ketone	41.0	41.3		ug/m3		101	58 - 144
Toluene	37.7	34.9		ug/m3		93	75 - 122
trans-1,3-Dichloropropene	45.4	44.7		ug/m3		98	74 - 128
1,1,2-Trichloroethane	54.6	51.4		ug/m3		94	75 - 126
Tetrachloroethene	67.8	59.8		ug/m3		88	70 - 125
Methyl Butyl Ketone (2-Hexanone)	41.0	41.0		ug/m3		100	57 - 143
Dibromochloromethane	85.2	81.7		ug/m3		96	73 - 125
1,2-Dibromoethane	76.8	73.4		ug/m3		96	78 - 122
Chlorobenzene	46.0	42.6		ug/m3		93	76 - 119
Ethylbenzene	43.4	40.7		ug/m3		94	74 - 122
m,p-Xylene	86.8	81.0		ug/m3		93	76 - 121
Xylene, o-	43.4	40.4		ug/m3		93	73 - 123
Styrene	42.6	40.8		ug/m3		96	74 - 125
Bromoform	103	103		ug/m3		99	53 - 149
Cumene	49.1	45.8		ug/m3		93	73 - 123
1,1,2,2-Tetrachloroethane	68.6	63.9		ug/m3		93	74 - 126
n-Propylbenzene	49.1	45.9		ug/m3		93	73 - 127
4-Ethyltoluene	49.2	46.0		ug/m3		94	75 - 129
1,3,5-Trimethylbenzene	49.2	46.0		ug/m3		94	72 - 126
2-Chlorotoluene	51.8	47.8		ug/m3		92	74 - 126
tert-Butylbenzene	54.9	50.7		ug/m3		92	71 - 125
1,2,4-Trimethylbenzene	49.2	45.7		ug/m3		93	71 - 129
sec-Butylbenzene	54.9	50.7		ug/m3		92	70 - 128
4-Isopropyltoluene	54.9	50.9		ug/m3		93	68 - 130
1,3-Dichlorobenzene	60.1	55.8		ug/m3		93	69 - 131

Method: TO-15 - Volatile Organic Compounds in Ambient Air (Continued)

Lab Sample ID: LCS 200-186942/3
Matrix: Air
Analysis Batch: 186942

Client Sample ID: Lab Control Sample
Prep Type: Total/NA

Analyte	Spike Added	LCS Result	LCS Qualifier	Unit	D	%Rec	%Rec Limits
1,4-Dichlorobenzene	60.1	55.9		ug/m3		93	67 - 132
Benzyl chloride	51.8	50.2		ug/m3		97	60 - 136
n-Butylbenzene	54.9	51.6		ug/m3		94	65 - 137
1,2-Dichlorobenzene	60.1	54.8		ug/m3		91	68 - 129
1,2,4-Trichlorobenzene	74.2	69.8		ug/m3		94	50 - 150
Hexachlorobutadiene	107	96.1		ug/m3		90	58 - 130
Naphthalene	52.4	48.3		ug/m3		92	50 - 150

Lab Sample ID: MB 200-186990/4
Matrix: Air
Analysis Batch: 186990

Client Sample ID: Method Blank
Prep Type: Total/NA

Analyte	MB Result	MB Qualifier	RL	MDL	Unit	D	Prepared	Analyzed	Dil Fac
Dichlorodifluoromethane	ND		2.5	0.54	ug/m3			12/22/22 09:57	1
Freon 22	ND		1.8	0.42	ug/m3			12/22/22 09:57	1
1,2-Dichlorotetrafluoroethane	ND		1.4	0.34	ug/m3			12/22/22 09:57	1
Chloromethane	ND		1.0	0.31	ug/m3			12/22/22 09:57	1
n-Butane	ND		1.2	0.48	ug/m3			12/22/22 09:57	1
Vinyl chloride	ND		0.51	0.054	ug/m3			12/22/22 09:57	1
1,3-Butadiene	ND		0.44	0.086	ug/m3			12/22/22 09:57	1
Bromomethane	ND		0.78	0.28	ug/m3			12/22/22 09:57	1
Chloroethane	ND		1.3	0.47	ug/m3			12/22/22 09:57	1
Bromoethene(Vinyl Bromide)	ND		0.87	0.22	ug/m3			12/22/22 09:57	1
Trichlorofluoromethane	ND		1.1	0.28	ug/m3			12/22/22 09:57	1
Freon TF	ND		1.5	0.41	ug/m3			12/22/22 09:57	1
1,1-Dichloroethene	ND		0.79	0.10	ug/m3			12/22/22 09:57	1
Acetone	ND		12	3.8	ug/m3			12/22/22 09:57	1
Isopropyl alcohol	ND		12	3.9	ug/m3			12/22/22 09:57	1
Carbon disulfide	ND		1.6	0.40	ug/m3			12/22/22 09:57	1
3-Chloropropene	ND		1.6	0.38	ug/m3			12/22/22 09:57	1
Methylene Chloride	ND		1.7	0.63	ug/m3			12/22/22 09:57	1
tert-Butyl alcohol	ND		15	3.6	ug/m3			12/22/22 09:57	1
Methyl tert-butyl ether	ND		0.72	0.13	ug/m3			12/22/22 09:57	1
trans-1,2-Dichloroethene	ND		0.79	0.091	ug/m3			12/22/22 09:57	1
n-Hexane	ND		1.8	0.39	ug/m3			12/22/22 09:57	1
1,1-Dichloroethane	ND		0.81	0.10	ug/m3			12/22/22 09:57	1
Methyl Ethyl Ketone	ND		1.5	1.4	ug/m3			12/22/22 09:57	1
cis-1,2-Dichloroethene	ND		0.79	0.083	ug/m3			12/22/22 09:57	1
1,2-Dichloroethene, Total	ND		1.6	0.40	ug/m3			12/22/22 09:57	1
Chloroform	ND		0.98	0.20	ug/m3			12/22/22 09:57	1
Tetrahydrofuran	ND		15	3.8	ug/m3			12/22/22 09:57	1
1,1,1-Trichloroethane	ND		1.1	0.24	ug/m3			12/22/22 09:57	1
Cyclohexane	ND		0.69	0.20	ug/m3			12/22/22 09:57	1
Carbon tetrachloride	ND		1.3	0.14	ug/m3			12/22/22 09:57	1
2,2,4-Trimethylpentane	ND		0.93	0.18	ug/m3			12/22/22 09:57	1
Benzene	ND		0.64	0.14	ug/m3			12/22/22 09:57	1
1,2-Dichloroethane	ND		0.81	0.38	ug/m3			12/22/22 09:57	1
n-Heptane	ND		0.82	0.23	ug/m3			12/22/22 09:57	1
Trichloroethene	ND		1.1	0.13	ug/m3			12/22/22 09:57	1

Method: TO-15 - Volatile Organic Compounds in Ambient Air (Continued)

Lab Sample ID: MB 200-186990/4
Matrix: Air
Analysis Batch: 186990

Client Sample ID: Method Blank
Prep Type: Total/NA

Analyte	MB Result	MB Qualifier	RL	MDL	Unit	D	Prepared	Analyzed	Dil Fac
Methyl methacrylate	ND		2.0	0.57	ug/m3			12/22/22 09:57	1
1,2-Dichloropropane	ND		0.92	0.43	ug/m3			12/22/22 09:57	1
1,4-Dioxane	ND		18	4.7	ug/m3			12/22/22 09:57	1
Bromodichloromethane	ND		1.3	0.34	ug/m3			12/22/22 09:57	1
cis-1,3-Dichloropropene	ND		0.91	0.20	ug/m3			12/22/22 09:57	1
methyl isobutyl ketone	ND		2.0	0.53	ug/m3			12/22/22 09:57	1
Toluene	ND		0.75	0.16	ug/m3			12/22/22 09:57	1
trans-1,3-Dichloropropene	ND		0.91	0.25	ug/m3			12/22/22 09:57	1
1,1,2-Trichloroethane	ND		1.1	0.40	ug/m3			12/22/22 09:57	1
Tetrachloroethene	ND		1.4	0.14	ug/m3			12/22/22 09:57	1
Methyl Butyl Ketone (2-Hexanone)	ND		2.0	0.61	ug/m3			12/22/22 09:57	1
Dibromochloromethane	ND		1.7	0.54	ug/m3			12/22/22 09:57	1
1,2-Dibromoethane	ND		1.5	0.32	ug/m3			12/22/22 09:57	1
Chlorobenzene	ND		0.92	0.20	ug/m3			12/22/22 09:57	1
Ethylbenzene	ND		0.87	0.23	ug/m3			12/22/22 09:57	1
m,p-Xylene	ND		2.2	0.41	ug/m3			12/22/22 09:57	1
Xylene, o-	ND		0.87	0.23	ug/m3			12/22/22 09:57	1
Xylene (total)	ND		3.0	0.48	ug/m3			12/22/22 09:57	1
Styrene	ND		0.85	0.25	ug/m3			12/22/22 09:57	1
Bromoform	ND		2.1	1.2	ug/m3			12/22/22 09:57	1
Cumene	ND		0.98	0.20	ug/m3			12/22/22 09:57	1
1,1,2,2-Tetrachloroethane	ND		1.4	0.30	ug/m3			12/22/22 09:57	1
n-Propylbenzene	ND		0.98	0.23	ug/m3			12/22/22 09:57	1
4-Ethyltoluene	ND		0.98	0.24	ug/m3			12/22/22 09:57	1
1,3,5-Trimethylbenzene	ND		0.98	0.23	ug/m3			12/22/22 09:57	1
2-Chlorotoluene	ND		1.0	0.24	ug/m3			12/22/22 09:57	1
tert-Butylbenzene	ND		1.1	0.26	ug/m3			12/22/22 09:57	1
1,2,4-Trimethylbenzene	ND		0.98	0.39	ug/m3			12/22/22 09:57	1
sec-Butylbenzene	ND		1.1	0.25	ug/m3			12/22/22 09:57	1
4-Isopropyltoluene	ND		1.1	0.33	ug/m3			12/22/22 09:57	1
1,3-Dichlorobenzene	ND		1.2	0.44	ug/m3			12/22/22 09:57	1
1,4-Dichlorobenzene	ND		1.2	0.54	ug/m3			12/22/22 09:57	1
Benzyl chloride	ND		1.0	0.46	ug/m3			12/22/22 09:57	1
n-Butylbenzene	ND		1.1	0.60	ug/m3			12/22/22 09:57	1
1,2-Dichlorobenzene	ND		1.2	0.40	ug/m3			12/22/22 09:57	1
1,2,4-Trichlorobenzene	ND		3.7	2.4	ug/m3			12/22/22 09:57	1
Hexachlorobutadiene	ND		2.1	1.2	ug/m3			12/22/22 09:57	1
Naphthalene	ND		2.6	1.6	ug/m3			12/22/22 09:57	1

Lab Sample ID: LCS 200-186990/3
Matrix: Air
Analysis Batch: 186990

Client Sample ID: Lab Control Sample
Prep Type: Total/NA

Analyte	Spike Added	LCS Result	LCS Qualifier	Unit	D	%Rec	%Rec Limits
Dichlorodifluoromethane	49.4	48.7		ug/m3		98	61 - 142
Freon 22	35.4	36.1		ug/m3		102	60 - 147
1,2-Dichlorotetrafluoroethane	69.9	64.5		ug/m3		92	71 - 141
Chloromethane	20.6	21.2		ug/m3		103	56 - 141
n-Butane	23.8	24.4		ug/m3		103	53 - 151

Method: TO-15 - Volatile Organic Compounds in Ambient Air (Continued)

Lab Sample ID: LCS 200-186990/3
Matrix: Air
Analysis Batch: 186990

Client Sample ID: Lab Control Sample
Prep Type: Total/NA

Analyte	Spike Added	LCS Result	LCS Qualifier	Unit	D	%Rec	%Rec Limits
Vinyl chloride	25.6	24.2		ug/m3		95	61 - 135
1,3-Butadiene	22.1	21.0		ug/m3		95	58 - 139
Bromomethane	38.8	35.9		ug/m3		92	72 - 124
Chloroethane	26.4	26.7		ug/m3		101	68 - 130
Bromoethene(Vinyl Bromide)	43.7	40.3		ug/m3		92	75 - 125
Trichlorofluoromethane	56.2	52.1		ug/m3		93	70 - 129
Freon TF	76.6	70.6		ug/m3		92	70 - 121
1,1-Dichloroethene	39.6	35.5		ug/m3		90	68 - 120
Acetone	23.7	24.7		ug/m3		104	54 - 154
Isopropyl alcohol	24.6	23.8		ug/m3		97	53 - 142
Carbon disulfide	31.1	30.6		ug/m3		98	71 - 138
3-Chloropropene	31.3	29.0		ug/m3		93	50 - 150
Methylene Chloride	34.7	34.9		ug/m3		100	59 - 137
tert-Butyl alcohol	30.3	29.0		ug/m3		96	66 - 132
Methyl tert-butyl ether	36.0	33.7		ug/m3		93	70 - 127
trans-1,2-Dichloroethene	39.6	37.2		ug/m3		94	69 - 137
n-Hexane	35.2	33.2		ug/m3		94	63 - 138
1,1-Dichloroethane	40.5	36.9		ug/m3		91	66 - 130
Methyl Ethyl Ketone	29.5	29.6		ug/m3		100	72 - 124
cis-1,2-Dichloroethene	39.6	35.9		ug/m3		91	72 - 121
Chloroform	48.8	44.9		ug/m3		92	73 - 124
Tetrahydrofuran	29.5	30.7		ug/m3		104	60 - 149
1,1,1-Trichloroethane	54.6	50.8		ug/m3		93	72 - 127
Cyclohexane	34.4	32.2		ug/m3		94	76 - 124
Carbon tetrachloride	62.9	59.5		ug/m3		95	71 - 133
2,2,4-Trimethylpentane	46.7	44.2		ug/m3		95	68 - 131
Benzene	31.9	29.5		ug/m3		92	73 - 119
1,2-Dichloroethane	40.5	38.8		ug/m3		96	68 - 135
n-Heptane	41.0	39.1		ug/m3		95	60 - 142
Trichloroethene	53.7	48.8		ug/m3		91	73 - 122
Methyl methacrylate	40.9	40.7		ug/m3		99	73 - 129
1,2-Dichloropropane	46.2	44.1		ug/m3		95	69 - 128
1,4-Dioxane	36.0	33.1		ug/m3		92	66 - 129
Bromodichloromethane	67.0	63.6		ug/m3		95	75 - 127
cis-1,3-Dichloropropene	45.4	44.3		ug/m3		98	74 - 125
methyl isobutyl ketone	41.0	42.3		ug/m3		103	58 - 144
Toluene	37.7	34.5		ug/m3		91	75 - 122
trans-1,3-Dichloropropene	45.4	44.4		ug/m3		98	74 - 128
1,1,2-Trichloroethane	54.6	50.9		ug/m3		93	75 - 126
Tetrachloroethene	67.8	58.7		ug/m3		86	70 - 125
Methyl Butyl Ketone (2-Hexanone)	41.0	41.8		ug/m3		102	57 - 143
Dibromochloromethane	85.2	81.2		ug/m3		95	73 - 125
1,2-Dibromoethane	76.8	72.4		ug/m3		94	78 - 122
Chlorobenzene	46.0	42.2		ug/m3		92	76 - 119
Ethylbenzene	43.4	39.7		ug/m3		91	74 - 122
m,p-Xylene	86.8	79.1		ug/m3		91	76 - 121
Xylene, o-	43.4	39.8		ug/m3		92	73 - 123
Styrene	42.6	40.3		ug/m3		95	74 - 125

Method: TO-15 - Volatile Organic Compounds in Ambient Air (Continued)

Lab Sample ID: LCS 200-186990/3
Matrix: Air
Analysis Batch: 186990

Client Sample ID: Lab Control Sample
Prep Type: Total/NA

Analyte	Spike Added	LCS Result	LCS Qualifier	Unit	D	%Rec	%Rec Limits
Bromoform	103	102		ug/m3		99	53 - 149
Cumene	49.1	44.9		ug/m3		91	73 - 123
1,1,2,2-Tetrachloroethane	68.6	63.6		ug/m3		93	74 - 126
n-Propylbenzene	49.1	45.3		ug/m3		92	73 - 127
4-Ethyltoluene	49.2	45.1		ug/m3		92	75 - 129
1,3,5-Trimethylbenzene	49.2	44.8		ug/m3		91	72 - 126
2-Chlorotoluene	51.8	47.0		ug/m3		91	74 - 126
tert-Butylbenzene	54.9	49.9		ug/m3		91	71 - 125
1,2,4-Trimethylbenzene	49.2	44.6		ug/m3		91	71 - 129
sec-Butylbenzene	54.9	49.7		ug/m3		91	70 - 128
4-Isopropyltoluene	54.9	50.0		ug/m3		91	68 - 130
1,3-Dichlorobenzene	60.1	54.9		ug/m3		91	69 - 131
1,4-Dichlorobenzene	60.1	55.0		ug/m3		92	67 - 132
Benzyl chloride	51.8	49.5		ug/m3		96	60 - 136
n-Butylbenzene	54.9	51.0		ug/m3		93	65 - 137
1,2-Dichlorobenzene	60.1	54.6		ug/m3		91	68 - 129
1,2,4-Trichlorobenzene	74.2	69.5		ug/m3		94	50 - 150
Hexachlorobutadiene	107	95.7		ug/m3		90	58 - 130
Naphthalene	52.4	47.7		ug/m3		91	50 - 150

QC Association Summary

Client: GHD Services Inc.
Project/Site: 058507, GM Lockport SSOW 256042

Job ID: 480-204934-1

Air - GC/MS VOA

Analysis Batch: 186942

Lab Sample ID	Client Sample ID	Prep Type	Matrix	Method	Prep Batch
480-204934-1	10-IA-1-121422	Total/NA	Air	TO-15	
480-204934-2	10-IA-2-121422	Total/NA	Air	TO-15	
480-204934-3	OA-121422	Total/NA	Air	TO-15	
MB 200-186942/4	Method Blank	Total/NA	Air	TO-15	
LCS 200-186942/3	Lab Control Sample	Total/NA	Air	TO-15	

Analysis Batch: 186990

Lab Sample ID	Client Sample ID	Prep Type	Matrix	Method	Prep Batch
480-204934-1 - DL	10-IA-1-121422	Total/NA	Air	TO-15	
MB 200-186990/4	Method Blank	Total/NA	Air	TO-15	
LCS 200-186990/3	Lab Control Sample	Total/NA	Air	TO-15	

Lab Chronicle

Client: GHD Services Inc.
Project/Site: 058507, GM Lockport SSOW 256042

Job ID: 480-204934-1

Client Sample ID: 10-IA-1-121422

Lab Sample ID: 480-204934-1

Date Collected: 12/14/22 15:15
Matrix: Air
Date Received: 12/16/22 11:00

Prep Type	Batch Type	Batch Method	Run	Dilution Factor	Batch Number	Analyst	Lab	Prepared or Analyzed
Total/NA	Analysis	TO-15		1	186942	K1P	EET BUR	12/21/22 18:49
Total/NA	Analysis	TO-15	DL	4	186990	K1P	EET BUR	12/22/22 22:05

Client Sample ID: 10-IA-2-121422

Lab Sample ID: 480-204934-2

Date Collected: 12/14/22 13:46
Matrix: Air
Date Received: 12/16/22 11:00

Prep Type	Batch Type	Batch Method	Run	Dilution Factor	Batch Number	Analyst	Lab	Prepared or Analyzed
Total/NA	Analysis	TO-15		1	186942	K1P	EET BUR	12/21/22 19:41

Client Sample ID: OA-121422

Lab Sample ID: 480-204934-3

Date Collected: 12/14/22 15:00
Matrix: Air
Date Received: 12/16/22 11:00

Prep Type	Batch Type	Batch Method	Run	Dilution Factor	Batch Number	Analyst	Lab	Prepared or Analyzed
Total/NA	Analysis	TO-15		1	186942	K1P	EET BUR	12/21/22 20:34

Laboratory References:

EET BUR = Eurofins Burlington, 530 Community Drive, Suite 11, South Burlington, VT 05403, TEL (802)660-1990

Accreditation/Certification Summary

Client: GHD Services Inc.
Project/Site: 058507, GM Lockport SSOW 256042

Job ID: 480-204934-1

Laboratory: Eurofins Burlington

Unless otherwise noted, all analytes for this laboratory were covered under each accreditation/certification below.

Authority	Program	Identification Number	Expiration Date
New York	NELAP	10391	04-01-23

The following analytes are included in this report, but the laboratory is not certified by the governing authority. This list may include analytes for which the agency does not offer certification.

Analysis Method	Prep Method	Matrix	Analyte
TO-15		Air	1,2-Dichloroethene, Total
TO-15		Air	4-Ethyltoluene
TO-15		Air	4-Isopropyltoluene
TO-15		Air	Freon 22
TO-15		Air	Methyl Butyl Ketone (2-Hexanone)
TO-15		Air	n-Butane
TO-15		Air	n-Butylbenzene
TO-15		Air	n-Propylbenzene
TO-15		Air	sec-Butylbenzene
TO-15		Air	tert-Butylbenzene
TO-15		Air	Tetrahydrofuran

Method Summary

Client: GHD Services Inc.
Project/Site: 058507, GM Lockport SSOW 256042

Job ID: 480-204934-1

Method	Method Description	Protocol	Laboratory
TO-15	Volatile Organic Compounds in Ambient Air	EPA	EET BUR

Protocol References:

EPA = US Environmental Protection Agency

Laboratory References:

EET BUR = Eurofins Burlington, 530 Community Drive, Suite 11, South Burlington, VT 05403, TEL (802)660-1990

Sample Summary

Client: GHD Services Inc.
Project/Site: 058507, GM Lockport SSOW 256042

Job ID: 480-204934-1

Lab Sample ID	Client Sample ID	Matrix	Collected	Received	Asset ID
480-204934-1	10-IA-1-121422	Air	12/14/22 15:15	12/16/22 11:00	Air Canister (6-Liter) #5079
480-204934-2	10-IA-2-121422	Air	12/14/22 13:46	12/16/22 11:00	Air Canister (6-Liter) #4096
480-204934-3	OA-121422	Air	12/14/22 15:00	12/16/22 11:00	Air Canister (6-Liter) #2706

Eurofins TestAmerica, Burlington
530 Community Drive
Suite 11
South Burlington, VT 05403-6809
phone 802 660 1990 fax 802 660 1919

Canister Samples Chain of Custody Record

TestAmerica Laboratories, Inc. assumes no liability with respect to the collection and shipment of these samples

eurofins | Environment Testing America

TestAmerica Laboratories, Inc. d/b/a Eurofins TestAmerica

Client Contact Information	**Client Project Manager:** Thomas Buhlen	**Samples Collected By:** Morgan Brown	COC No
Company Name GZA	**Phone:** 716-570 5983		1 of 1 COCs
Address 300 Pearl Street	**Email:** thomas.buhlen@GZA.com		TALS Project #:
City/State/Zip Buffalo NY, 14203			**For Lab Use Only:**
Phone 716 570 5983	**Site Contact:** Morgan Brown		Walk-in Client:
FAX	**Tel/Fax** 716 803 5717		Lab Sampling
Project Name GM Lockport	**Analysis Turnaround Time**		
Site/Location	Standard (Specific) X		Job / SDG No
PO# See D. Heckler	Rush (Specifiy)		(See below for Add'l Items)

Sample Identification	Sample Start Date	Time Start	Sample End Date	Time Stop	Canister Vacuum in Field, "Hg (Start)	Canister Vacuum in Field, "Hg (Stop)	Flow Controller ID	Canister ID	TO-14/15 (Standard / Low Level)	TO-15 SIM	EPA 3C	EPA 25C	ASTM D-1946	EPA 15/16	Other (Please specify in notes section)	*Sample Type*	Indoor Air/Ambient Air	Sub-Slab	Soil Gas	Soil Vapor Extraction (SVE)	Landfill Gas	Other (Please specify in notes section)	Sample Specific Notes:
10-1A-1-121422	12-14-22	0828	12-14-22	1515	30	8	4046	5079		X													See D. Heckler
10-1A-2-121422	"	0826	"	1346	22	6	~~[illegible]~~ MB	~~[illegible]~~ MB		X													with questions
OA-121422	"	0820	"	1500	30	6	3114	2706	X														
							6561	4096															

480-204934 COC

Temperature (Fahrenheit)			
Start	Interior	Ambient	
Stop		28	32

Pressure (inches of Hg)			
Start	Interior	Ambient	
Stop			

Special Instructions/QC Requirements & Comments:

Samples Shipped by: Morgan Brown	**Date / Time:** 12/14/22 1825	**Samples Received by:**	
Samples Relinquished by:	**Date / Time:**	**Received by:** 12/16/22	14:00
Relinquished by:	**Date / Time:**	**Received by:**	
Lab Use Only: **Shipper Name:**	**Opened by:**	**Condition:**	

Form No. CA-C-WI-003, Rev. 2.28, dated 1/8/2021

12/27/2022

eurofins | Environment Testing TestAmerica

Part # 159469-434 MTW EXP 08/23

ORIGIN ID:DKKA (716) 691-2600
SAMPLE RECEIPT
EUROFINS BUFFALO
10 HAZELWOOD DR

AMHERST, NY 14228
UNITED STATES US

SHIP DATE: 15DEC22
ACTWGT: 33.05 LB
CAD: 846654/CAFE3616
DIMS: 21x21x17 IN

BILL SENDER

TO SAMPLE MGT.
EUROFINS BURLINGTON
530 COMMUNITY DRIVE
SUITE 11
SOUTH BURLINGTON VT 05403
(802) 923-1026
REF: TA BURLINGTON

S77C3/9897/432A
S77C3/9897/432B

FedEx Express

J222022032801uv

1 of 2

TRK# 0201 6159 4582 4410

FRI - 16 DEC 10:30A
PRIORITY OVERNIGHT

MASTER

NX BTVA

05403
VT-US BTV

Login Sample Receipt Checklist

Client: GHD Services Inc.

Job Number: 480-204934-1

Login Number: 204934
List Number: 1
Creator: Cunningham, Caroline R

List Source: Eurofins Buffalo

Question	Answer	Comment
Radioactivity wasn't checked or is </= background as measured by a survey meter.	N/A	Lab does not accept radioactive samples.
The cooler's custody seal, if present, is intact.	N/A	Not present
Sample custody seals, if present, are intact.	True	
The cooler or samples do not appear to have been compromised or tampered with.	True	
Samples were received on ice.	N/A	Thermal preservation not required.
Cooler Temperature is acceptable.	True	
Cooler Temperature is recorded.	N/A	Thermal preservation not required.
COC is present.	True	
COC is filled out in ink and legible.	True	
COC is filled out with all pertinent information.	True	
Is the Field Sampler's name present on COC?	True	
There are no discrepancies between the containers received and the COC.	True	
Samples are received within Holding Time (excluding tests with immediate HTs)	True	
Sample containers have legible labels.	True	
Containers are not broken or leaking.	True	
Sample collection date/times are provided.	True	
Appropriate sample containers are used.	True	
Sample bottles are completely filled.	N/A	
Sample Preservation Verified.	True	
There is sufficient vol. for all requested analyses, incl. any requested MS/MSDs	True	
Containers requiring zero headspace have no headspace or bubble is <6mm (1/4").	True	
Multiphasic samples are not present.	True	
Samples do not require splitting or compositing.	True	
Residual Chlorine Checked.	N/A	

Pre-Shipment Clean Canister Certification Report

Canister Cleaning & Pre-Shipment Leak Test

System ID	Max DF#	# Cycles	Cleaning Start Date/Time		System Start Temp(s):		Technician	Can Size	Certification Type:
Oven 1/2	10	50	11/19/2022	1307	22	22	SML	6 liter	batch

Port	Can ID	Initial[1] (psia)	Final (psia)	Diff.[3]	Final ("Hg)	Initial Reading Gauge:	Date:	Time:	Tech:	Temp:	Final Reading Gauge:	Date:	Time:	Tech:	Temp:
1	4096	.04	.04	0	29.3	G26	11/20/22	1305	←	22.0	G26	11/27/22	1230	←	22.0
2	2744		.04	0		G26					G26				
3	4818		.04	0		G26					G26				
4	4266		.04	0		G26					G26				
5	2706		.22	.18		G26					G26				
6	5620	.04	.04	0	29.3	G26	11/27/22	1245	←	22.0	G26	12/3/22	1018	←	22.0
7	6309	.04	.04	0	29.3	G26	11/20/22	1305	←	22.0	G26	11/27/22	1230	←	22.0
8	2520		.04	0		G26					G26				
9	5058		.04	0		G26					G26				
10	9207		.04	0		G26					G26				
11	5619		.04	0		G26					G26				
12	5079		.04	0		G26					G26				

[1] Batch Certification: The reading is taken on the "batch" canister and this value is used as the initial pressure for all canisters in the batch.

[3] Difference = Final Pressure - Initial Pressure . Acceptance Criteria: (1) The difference must be less than or equal to + 0.25psi. (2) Pressure readings must be at least 24 hours apart.

If time frame was not met, the PM must authorize shipment of canister **PM Authorization** **Date:**

Clean Canister Certification Analysis & Authorization of Release to Inventory

Test Method: ☒ TO15 Routine ☐ TO15 LL

Can ID	Date	Sequence	Analyst	Inventory Level 1	2	3	4	Secondary Review Limited	Review Date	Reviewer
5620	11/23/22	534119	KPI		XXXXXXX				11/23/22	DB

Inventory Level 1: Individual Canister Certification (TO15LL 0.01).

Inventory Level 2: Individual or Batch Certification (TO15 0.04 ppbv).

Inventory Level 3: Individual or Batch Certification (TO15 0.2 ppbv).

Inventory Level Limited: Canisters may only be used for certain projects.

Dup Tees/Vac gauges (enter IDs if included):

Comments:

Form ID: FAI023:12
Revision Date: 12/18/2018

TestAmerica Burlington

200-65849-A-6
5620
Location: Air-Storage
Bottle: Summa Canister 6L
Sampled: 11/19/2022 12:00 AM 200-167916

Loc: 200
65849
#6 A
Air-Storag

FORM I
AIR - GC/MS VOA ORGANICS ANALYSIS DATA SHEET

Lab Name: Eurofins Burlington
Job No.: 200-65849-1
SDG No.:
Client Sample ID: 5620
Lab Sample ID: 200-65849-6
Matrix: Air
Lab File ID: 53419-006.D
Analysis Method: TO-15
Date Collected: 11/19/2022 00:00
Sample wt/vol: 1000(mL)
Date Analyzed: 11/22/2022 12:03
Soil Aliquot Vol:
Dilution Factor: 0.2
Soil Extract Vol.:
GC Column: RTX-624 ID: 0.32(mm)
Purge Volume:
Heated Purge: (Y/N) pH:
% Moisture: % Solids:
Level: (low/med) Low
Analysis Batch No.: 186019
Units: ppb v/v

CAS NO.	COMPOUND NAME	RESULT	Q	RL	RL
115-07-1	Propylene	1.0	U	1.0	1.0
75-71-8	Dichlorodifluoromethane	0.10	U	0.10	0.10
75-45-6	Freon 22	0.10	U	0.10	0.10
76-14-2	1,2-Dichlorotetrafluoroethane	0.040	U	0.040	0.040
74-87-3	Chloromethane	0.10	U	0.10	0.10
106-97-8	n-Butane	0.10	U	0.10	0.10
75-01-4	Vinyl chloride	0.040	U	0.040	0.040
106-99-0	1,3-Butadiene	0.040	U	0.040	0.040
74-83-9	Bromomethane	0.040	U	0.040	0.040
75-00-3	Chloroethane	0.10	U	0.10	0.10
593-60-2	Bromoethene(Vinyl Bromide)	0.040	U	0.040	0.040
75-69-4	Trichlorofluoromethane	0.040	U	0.040	0.040
64-17-5	Ethanol	1.0	U	1.0	1.0
76-13-1	Freon TF	0.040	U	0.040	0.040
75-35-4	1,1-Dichloroethene	0.040	U	0.040	0.040
67-64-1	Acetone	1.0	U	1.0	1.0
67-63-0	Isopropyl alcohol	1.0	U	1.0	1.0
75-15-0	Carbon disulfide	0.10	U	0.10	0.10
107-05-1	3-Chloropropene	0.10	U	0.10	0.10
75-09-2	Methylene Chloride	0.10	U	0.10	0.10
75-65-0	tert-Butyl alcohol	1.0	U	1.0	1.0
1634-04-4	Methyl tert-butyl ether	0.040	U	0.040	0.040
156-60-5	trans-1,2-Dichloroethene	0.040	U	0.040	0.040
110-54-3	n-Hexane	0.10	U	0.10	0.10
75-34-3	1,1-Dichloroethane	0.040	U	0.040	0.040
108-05-4	Vinyl acetate	1.0	U	1.0	1.0
141-78-6	Ethyl acetate	1.0	U	1.0	1.0
78-93-3	Methyl Ethyl Ketone	0.10	U	0.10	0.10
156-59-2	cis-1,2-Dichloroethene	0.040	U	0.040	0.040
540-59-0	1,2-Dichloroethene, Total	0.080	U	0.080	0.080
67-66-3	Chloroform	0.040	U	0.040	0.040
109-99-9	Tetrahydrofuran	1.0	U	1.0	1.0
71-55-6	1,1,1-Trichloroethane	0.040	U	0.040	0.040
110-82-7	Cyclohexane	0.040	U	0.040	0.040

FORM I
AIR - GC/MS VOA ORGANICS ANALYSIS DATA SHEET

Lab Name: Eurofins Burlington
Job No.: 200-65849-1
SDG No.:
Client Sample ID: 5620
Lab Sample ID: 200-65849-6
Matrix: Air
Lab File ID: 53419-006.D
Analysis Method: TO-15
Date Collected: 11/19/2022 00:00
Sample wt/vol: 1000(mL)
Date Analyzed: 11/22/2022 12:03
Soil Aliquot Vol:
Dilution Factor: 0.2
Soil Extract Vol.:
GC Column: RTX-624 ID: 0.32(mm)
Purge Volume:
Heated Purge: (Y/N) pH:
% Moisture: % Solids:
Level: (low/med) Low
Analysis Batch No.: 186019
Units: ppb v/v

CAS NO.	COMPOUND NAME	RESULT	Q	RL	RL
56-23-5	Carbon tetrachloride	0.040	U	0.040	0.040
540-84-1	2,2,4-Trimethylpentane	0.040	U	0.040	0.040
71-43-2	Benzene	0.040	U	0.040	0.040
107-06-2	1,2-Dichloroethane	0.040	U	0.040	0.040
142-82-5	n-Heptane	0.040	U	0.040	0.040
79-01-6	Trichloroethene	0.040	U	0.040	0.040
80-62-6	Methyl methacrylate	0.10	U	0.10	0.10
78-87-5	1,2-Dichloropropane	0.040	U	0.040	0.040
123-91-1	1,4-Dioxane	1.0	U	1.0	1.0
75-27-4	Bromodichloromethane	0.040	U	0.040	0.040
10061-01-5	cis-1,3-Dichloropropene	0.040	U	0.040	0.040
108-10-1	methyl isobutyl ketone	0.10	U	0.10	0.10
108-88-3	Toluene	0.040	U	0.040	0.040
10061-02-6	trans-1,3-Dichloropropene	0.040	U	0.040	0.040
79-00-5	1,1,2-Trichloroethane	0.040	U	0.040	0.040
127-18-4	Tetrachloroethene	0.040	U	0.040	0.040
591-78-6	Methyl Butyl Ketone (2-Hexanone)	0.10	U	0.10	0.10
124-48-1	Dibromochloromethane	0.040	U	0.040	0.040
106-93-4	1,2-Dibromoethane	0.040	U	0.040	0.040
108-90-7	Chlorobenzene	0.040	U	0.040	0.040
100-41-4	Ethylbenzene	0.040	U	0.040	0.040
179601-23-1	m,p-Xylene	0.10	U	0.10	0.10
95-47-6	Xylene, o-	0.040	U	0.040	0.040
1330-20-7	Xylene (total)	0.14	U	0.14	0.14
100-42-5	Styrene	0.040	U	0.040	0.040
75-25-2	Bromoform	0.040	U	0.040	0.040
98-82-8	Cumene	0.040	U	0.040	0.040
79-34-5	1,1,2,2-Tetrachloroethane	0.040	U	0.040	0.040
103-65-1	n-Propylbenzene	0.040	U	0.040	0.040
622-96-8	4-Ethyltoluene	0.040	U	0.040	0.040
108-67-8	1,3,5-Trimethylbenzene	0.040	U	0.040	0.040
95-49-8	2-Chlorotoluene	0.040	U	0.040	0.040
98-06-6	tert-Butylbenzene	0.040	U	0.040	0.040
95-63-6	1,2,4-Trimethylbenzene	0.040	U	0.040	0.040

FORM I
AIR - GC/MS VOA ORGANICS ANALYSIS DATA SHEET

Lab Name: Eurofins Burlington
Job No.: 200-65849-1
SDG No.:
Client Sample ID: 5620
Lab Sample ID: 200-65849-6
Matrix: Air
Lab File ID: 53419-006.D
Analysis Method: TO-15
Date Collected: 11/19/2022 00:00
Sample wt/vol: 1000(mL)
Date Analyzed: 11/22/2022 12:03
Soil Aliquot Vol:
Dilution Factor: 0.2
Soil Extract Vol.:
GC Column: RTX-624 ID: 0.32(mm)
Purge Volume:
Heated Purge: (Y/N) pH:
% Moisture: % Solids:
Level: (low/med) Low
Analysis Batch No.: 186019
Units: ppb v/v

CAS NO.	COMPOUND NAME	RESULT	Q	RL	RL
135-98-8	sec-Butylbenzene	0.040	U	0.040	0.040
99-87-6	4-Isopropyltoluene	0.040	U	0.040	0.040
541-73-1	1,3-Dichlorobenzene	0.040	U	0.040	0.040
106-46-7	1,4-Dichlorobenzene	0.040	U	0.040	0.040
100-44-7	Benzyl chloride	0.040	U	0.040	0.040
104-51-8	n-Butylbenzene	0.040	U	0.040	0.040
95-50-1	1,2-Dichlorobenzene	0.040	U	0.040	0.040
120-82-1	1,2,4-Trichlorobenzene	0.10	U	0.10	0.10
87-68-3	Hexachlorobutadiene	0.040	U	0.040	0.040
91-20-3	Naphthalene	0.10	U	0.10	0.10

Eurofins Burlington
Target Compound Quantitation Report

Data File: \\chromfs\Burlington\ChromData\CHC.i\20221122-53419.b\53419-006.D
Lims ID: 200-65849-A-6
Client ID: 5620
Sample Type: Client
Inject. Date: 22-Nov-2022 12:03:30 ALS Bottle#: 5 Worklist Smp#: 6
Purge Vol: 200.000 mL Dil. Factor: 0.2000
Sample Info: 200-0053419-006
Misc. Info.: 65849-6
Operator ID: vtp Instrument ID: CHC.i

Method: \\chromfs\Burlington\ChromData\CHC.i\20221122-53419.b\TO15_MasterMethod_(v1)_CHC.i.m
Limit Group: AI_TO15_ICAL
Last Update: 23-Nov-2022 09:33:16 Calib Date: 17-Nov-2022 01:24:30
Integrator: RTE ID Type: Deconvolution ID
Quant Method: Internal Standard Quant By: Initial Calibration
Last ICal File: \\chromfs\Burlington\ChromData\CHC.i\20221116-53358.b\53358-013.D

Column 1 : RTX-624 (0.32 mm) Det: MS SCAN
Process Host: CTX1646

First Level Reviewer: puangmaleek Date: 23-Nov-2022 09:33:16

Compound	Sig	RT (min.)	Adj RT (min.)	Dlt RT (min.)	Q	Response	OnCol Amt ppb v/v	Flags
1 Propene	41		2.810				ND	7
2 Dichlorodifluoromethane	85		2.869				ND	7
3 Chlorodifluoromethane	51		2.906				ND	7
4 1,2-Dichloro-1,1,2,2-tetrafluoro	85		3.098				ND	7
5 Chloromethane	50		3.200				ND	7
6 Butane	43		3.386				ND	7
7 Vinyl chloride	62		3.408				ND	
8 Butadiene	54		3.477				ND	
9 Bromomethane	94		4.048				ND	
10 Chloroethane	64		4.262				ND	
13 Vinyl bromide	106		4.619				ND	
14 Trichlorofluoromethane	101		4.742				ND	
16 Ethanol	45		5.297				ND	
19 1,1,2-Trichloro-1,2,2-trifluoroe	101		5.767				ND	
20 1,1-Dichloroethene	96		5.772				ND	
21 Acetone	43		5.975				ND	7
22 Carbon disulfide	76		6.130				ND	
23 Isopropyl alcohol	45		6.348				ND	
24 3-Chloro-1-propene	41		6.503				ND	7
26 Methylene Chloride	49		6.775				ND	7
28 2-Methyl-2-propanol	59		7.117				ND	
29 trans-1,2-Dichloroethene	61		7.234				ND	
30 Methyl tert-butyl ether	73		7.261				ND	
32 Hexane	57		7.677				ND	7
33 1,1-Dichloroethane	63		8.051				ND	
34 Vinyl acetate	43		8.163				ND	
35 cis-1,2-Dichloroethene	96		9.129				ND	
36 2-Butanone (MEK)	72		9.182				ND	
37 Ethyl acetate	88		9.284				ND	
* 38 Chlorobromomethane	128	9.561	9.561	0.000	86	217324	20.0	
39 Tetrahydrofuran	42		9.641				ND	

Compound	Sig	RT (min.)	Adj RT (min.)	Dlt RT (min.)	Q	Response	OnCol Amt ppb v/v	Flags
40 Chloroform	83		9.716				ND	
41 1,1,1-Trichloroethane	97		9.988				ND	
42 Cyclohexane	84		10.010				ND	
S 43 1,2-Dichloroethene, Total	61		10.200				ND	7
44 Carbon tetrachloride	117		10.260				ND	
45 Benzene	78		10.671				ND	7
46 Isooctane	57		10.741				ND	
47 1,2-Dichloroethane	62		10.815				ND	
48 n-Heptane	43		11.146				ND	
* 49 1,4-Difluorobenzene	114	11.515	11.515	0.000	99	1240738	20.0	
50 Trichloroethene	95		11.984				ND	
53 1,2-Dichloropropane	63		12.470				ND	
56 Dibromomethane	174		12.721				ND	
55 Methyl methacrylate	69		12.726				ND	
57 1,4-Dioxane	88		12.774				ND	
58 Dichlorobromomethane	83		13.046				ND	
59 cis-1,3-Dichloropropene	75		14.012				ND	
61 4-Methyl-2-pentanone (MIBK)	43		14.343				ND	
62 Toluene	92		14.631				ND	
66 trans-1,3-Dichloropropene	75		15.218				ND	
67 1,1,2-Trichloroethane	83		15.581				ND	
68 Tetrachloroethene	166		15.763				ND	
69 2-Hexanone	43		16.104				ND	
70 Chlorodibromomethane	129		16.350				ND	
71 Ethylene Dibromide	107		16.595				ND	
* 72 Chlorobenzene-d5	117	17.540	17.540	0.000	98	1105872	20.0	
73 Chlorobenzene	112		17.599				ND	
74 Ethylbenzene	91		17.785				ND	MU
76 m-Xylene & p-Xylene	106		18.042				ND	
77 o-Xylene	106		18.869				ND	
78 Styrene	104		18.917				ND	
80 Bromoform	173		19.317				ND	
81 Isopropylbenzene	105		19.621				ND	
S 82 Xylenes, Total	106		20.100				ND	7
83 1,1,2,2-Tetrachloroethane	83		20.320				ND	
85 N-Propylbenzene	91		20.438				ND	7
86 2-Chlorotoluene	91		20.635				ND	7
87 4-Ethyltoluene	105		20.651				ND	
89 1,3,5-Trimethylbenzene	105		20.774				ND	
91 tert-Butylbenzene	119		21.302				ND	
92 1,2,4-Trimethylbenzene	105		21.404				ND	
93 sec-Butylbenzene	105		21.660				ND	
95 1,3-Dichlorobenzene	146		21.879				ND	
94 4-Isopropyltoluene	119		21.884				ND	7
96 1,4-Dichlorobenzene	146		22.023				ND	
97 Benzyl chloride	91		22.215				ND	7
98 n-Butylbenzene	91		22.471				ND	7
100 1,2-Dichlorobenzene	146		22.551				ND	
102 1,2,4-Trichlorobenzene	180		24.846				ND	
103 Hexachlorobutadiene	225		25.054				ND	
104 Naphthalene	128		25.241				ND	

QC Flag Legend

Processing Flags

7 - Failed Limit of Detection

Review Flags

U - Marked Undetected

Reagents:

ATTO15CISs_00011	Amount Added: 40.00	Units: mL	Run Reagent

Report Date: 23-Nov-2022 09:33:17 Chrom Revision: 2.3 21-Nov-2022 18:34:02

Eurofins Burlington

Data File:	\\chromfs\Burlington\ChromData\CHC.i\20221122-53419.b\53419-006.D				
Injection Date:	22-Nov-2022 12:03:30	Instrument ID:	CHC.i	Operator ID:	vtp
Lims ID:	200-65849-A-6	Lab Sample ID:	200-65849-6	Worklist Smp#:	6
Client ID:	5620				
Purge Vol:	200.000 mL	Dil. Factor:	0.2000	ALS Bottle#:	5
Method:	TO15_MasterMethod_(v1)_CHC.i	Limit Group:	AI_TO15_ICAL		

Column: RTX-624 (0.32 mm) Y Scaling: Method Defined: Scale to the Nth Largest Target: 1

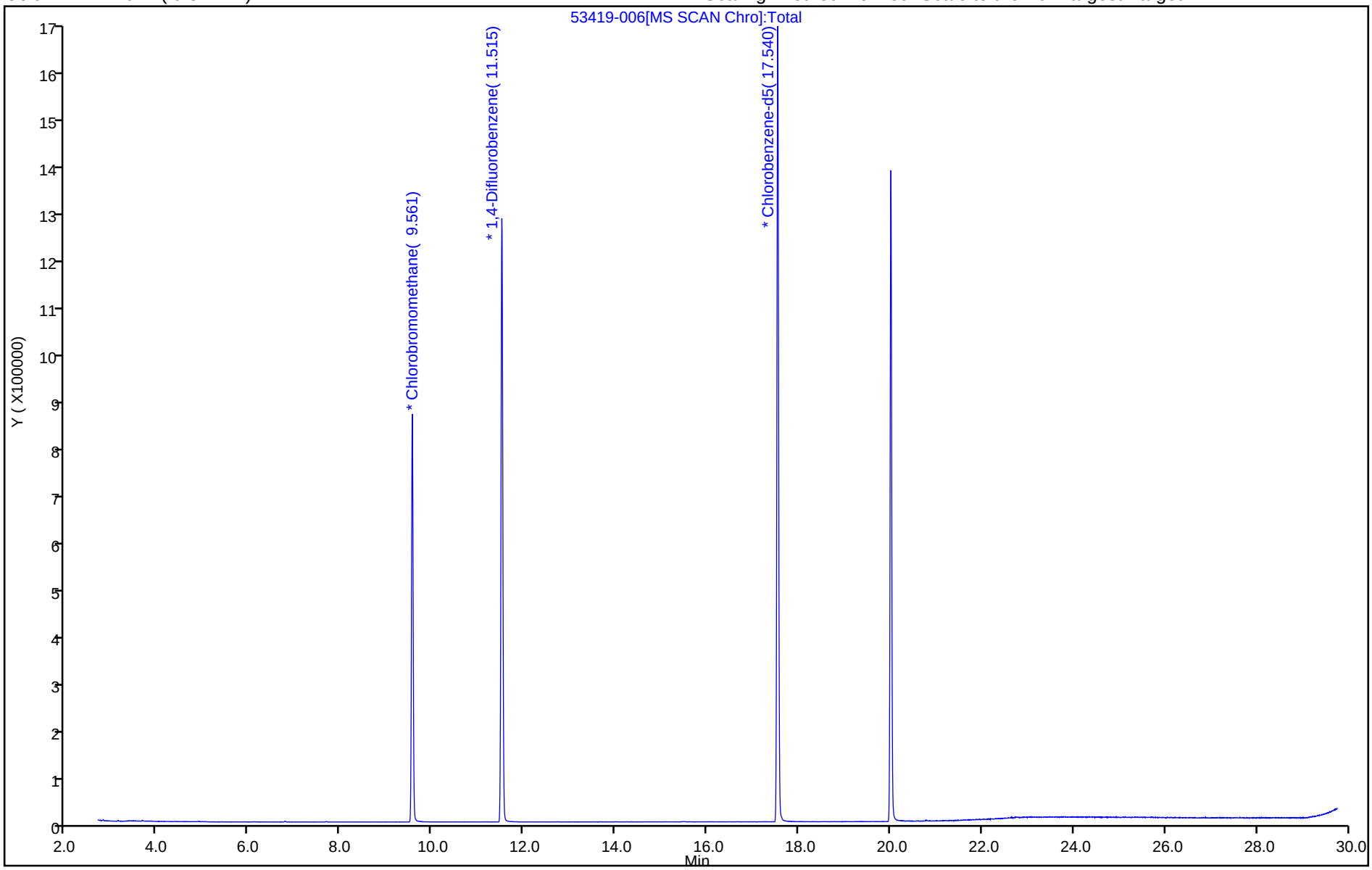

User Disabled Compound Report

Eurofins Burlington

Data File:	\\chromfs\Burlington\ChromData\CHC.i\20221122-53419.b\53419-006.D				
Injection Date:	22-Nov-2022 12:03:30	Instrument ID:	CHC.i		
Lims ID:	200-65849-A-6	Lab Sample ID:	200-65849-6		
Client ID:	5620				
Operator ID:	vtp	ALS Bottle#:	5	Worklist Smp#:	6
Purge Vol:	200.000 mL	Dil. Factor:	0.2000		
Method:	TO15_MasterMethod_(v1)_CHC.i	Limit Group:	AI_TO15_ICAL		
Column:	RTX-624 (0.32 mm)	Detector	MS SCAN		

74 Ethylbenzene, CAS: 100-41-4

Processing Results

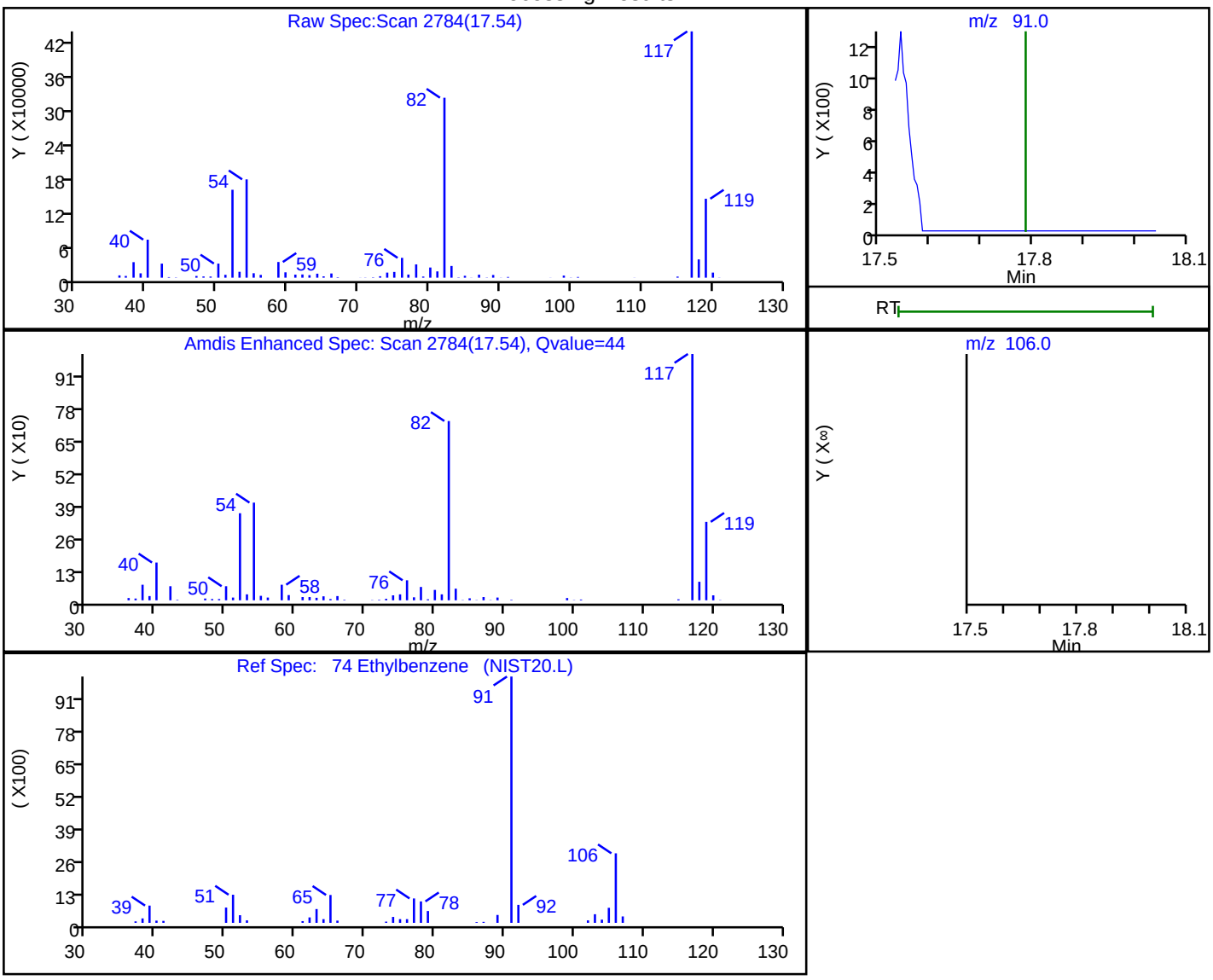

RT	Mass	Response	Amount
17.54	91.00	2859	0.018502
17.79	106.00	0	

Reviewer: puangmaleek, 23-Nov-2022 09:33:05

Audit Action: Marked Compound Undetected Audit Reason: Invalid Compound ID

Summa Canister Dilution Worksheet

Client: GHD Services Inc.
Project/Site: 058507, GM Lockport SSOW 256042

Job No.: 480-204934-1

Lab Sample ID	Canister Volume (L)	Preadjusted Pressure ("Hg)	Preadjusted Pressure (atm)	Preadjusted Volume (L)	Adjusted Pressure (psig)	Adjusted Pressure (atm)	Adjusted Volume (L)	Initial Volume (mL)	Dilution Factor	Final Dilution Factor	Pressure Gauge ID	Date	Analyst Initals
480-204934-2	6	-12.9	0.57	3.41	-2.21019	0.85	5.10		1.49	1.49	G31	12/21/22 10:55	TPB

Formulae:

Preadjusted Volume (L) = ((Preadjusted Pressure ("Hg) + 29.92 "Hg) * Vol L) / 29.92 "Hg
Adjusted Volume (L) = ((Adjusted Pressure (psig) + 14.7 psig)* Vol L) / 14.7 psig
Dilution Factor = Adjusted Volume (L) / Preadjusted Volume (L)

Where:

29.92 "Hg = Standard atmospheric pressure in inches of Mercury (“Hg)
14.7 psig = Standard atmospheric pressure in pounds per square inch gauge (psig)

Technical Memorandum

January 31, 2023

To	Denis Conley [dconley@haleyaldrich.com]	**Tel**	561-688-9008
Copy to	Claire Mondello [cmondello@haleyaldrich.com] Tom Bohlen [thomas.bohlen@gza.com] Kathy Willy	**Email**	Marisa.oriaku@ghd.com
From	Marisa Oriaku/cs/323-NF	**Ref. No.**	058507-256042
Subject	Analytical Results and Reduced Validation Quarterly Air Sampling GM Components Holdings (GMCH) Lockport, New York December 2022		

1. Introduction

This document details a reduced validation of analytical results for air samples collected in support of the Quarterly Air Sampling Event at the GM-Lockport site during December 2022. Samples were submitted to Eurofins TestAmerica Laboratory, Inc. located in Amherst, New York. A sample collection and analysis summary is presented in Table 1. The validated analytical results are summarized in Table 2. A summary of the analytical methodology is presented in Table 3.

Standard Level II report deliverables were submitted by the laboratory. The final results and supporting quality assurance/quality control (QA/QC) data were assessed. Evaluation of the data was based on information obtained from the chain of custody form, finished report forms, method blank data, and recovery data from laboratory control samples (LCS).

The QA/QC criteria by which these data have been assessed are outlined in the analytical method referenced in Table 3 and applicable guidance from the document entitled:

i) "National Functional Guidelines for Organic Superfund Methods Data Review", United States Environmental Protection Agency (USEPA) 540/R 20 005, November 2020.

This item will subsequently be referred to as the "Guidelines" in this Memorandum.

2. Sample Holding Time and Preservation

The sample holding time criterion for the analysis is summarized in Table 3. The sample chain of custody document and analytical report were used to determine sample holding times. All samples were prepared and analyzed within the required holding times.

All samples were properly received and stored by the laboratory. All canisters were within acceptable canister pressure range, indicating the samples were still under vacuum upon receipt.

3. Laboratory Blank Analyses

Method blanks are prepared from a purified matrix and analyzed with investigative samples to determine the existence and magnitude of sample contamination introduced during the analytical procedures.

For this study, laboratory method blanks were analyzed at a minimum frequency of 1 per 20 investigative samples and/or 1 per analytical batch.

All method blank results were non-detect, indicating that laboratory contamination was not a factor for this investigation.

Batch canister certification blank results were also reviewed. All blank results were non detect, indicating that contamination was not a factor for this investigation.

4. Laboratory Control Sample Analyses (LCS)

LCS are prepared and analyzed as samples to assess the analytical efficiencies of the methods employed, independent of sample matrix effects.

For this study, LCS were analyzed at a minimum frequency of 1 per 20 investigative samples and/or 1 per analytical batch.

The LCS contained all compounds of interest. ALL LCS recoveries were within the laboratory control limits, demonstrating acceptable analytical accuracy.

5. Field QA/QC Samples

Field QA/QC samples were not submitted with the investigative samples for this event.

6. Analyte Reporting

The laboratory reported detected results down to the laboratory's method detection limit (MDL) for each analyte. Positive analyte detections less than the RL but greater than the MDL were qualified as estimated (J) in Table 2 unless qualified otherwise in this memorandum. Non-detect results were presented as non-detect at the RL in Table 2.

7. Conclusion

Based on the assessment detailed in the foregoing, the data summarized in Table 2 are acceptable without qualification.

Regards,

Marisa Oriaku
Digital Intelligence-Data Management-Chemist

Table 1

Sample Collection and Analysis Summary
Quarterly Air Sampling
GM Components Holdings (GMCH)
Lockport, New York
December 2022

Sample Identification	Location	Matrix	Collection Date (mm/dd/yyyy)	Collection Time (hr:min)	Analysis/Parameter VOCs
10-IA-1-121422	10-IA-1	Indoor Air	12/14/2022	15:15	x
10-IA-2-121422	10-IA-2	Indoor Air	12/14/2022	13:46	x
OA-121422	OA	Outdoor Air	12/14/2022	15:00	x

Notes:

VOCs - Volatile Organic Compounds

Table 2

Analytical Results Summary
Quarterly Air Sampling
GM Components Holdings (GMCH)
Lockport, New York
December 2022

	Location ID:	**10-IA-1**	**10-IA-2**	**OA**
	Sample Name:	**10-IA-1-121422**	**10-IA-2-121422**	**OA-121422**
	Sample Date:	**12/14/2022**	**12/14/2022**	**12/14/2022**
Parameters	**Unit**			
Volatile Organic Compounds				
1,1,1-Trichloroethane	µg/m3	1.1 U	1.1 U	1.1 U
1,1,2,2-Tetrachloroethane	µg/m3	1.4 U	1.4 U	1.4 U
1,1,2-Trichloroethane	µg/m3	1.1 U	1.1 U	1.1 U
1,1-Dichloroethane	µg/m3	0.81 U	0.81 U	0.81 U
1,1-Dichloroethene	µg/m3	0.79 U	0.79 U	0.79 U
1,2,4-Trichlorobenzene	µg/m3	3.7 U	3.7 U	3.7 U
1,2,4-Trimethylbenzene	µg/m3	0.55 J	0.98 U	0.98 U
1,2-Dibromoethane (Ethylene dibromide)	µg/m3	1.5 U	1.5 U	1.5 U
1,2-Dichlorobenzene	µg/m3	1.2 U	1.2 U	1.2 U
1,2-Dichloroethane	µg/m3	0.81 U	0.81 U	0.81 U
1,2-Dichloroethene (total)	µg/m3	1.3 J	0.75 J	1.6 U
1,2-Dichloropropane	µg/m3	0.92 U	0.92 U	0.92 U
1,2-Dichlorotetrafluoroethane (CFC 114)	µg/m3	1.4 U	1.4 U	1.4 U
1,3,5-Trimethylbenzene	µg/m3	0.98 U	0.98 U	0.98 U
1,3-Butadiene	µg/m3	0.31 J	0.44 U	0.44 U
1,3-Dichlorobenzene	µg/m3	1.2 U	1.2 U	1.2 U
1,4-Dichlorobenzene	µg/m3	1.2 U	1.2 U	1.2 U
1,4-Dioxane	µg/m3	18 U	18 U	18 U
2,2,4-Trimethylpentane	µg/m3	1.3	0.93 U	0.93 U
2-Butanone (Methyl ethyl ketone) (MEK)	µg/m3	1.5 U	1.5 U	1.5 U
2-Chlorotoluene	µg/m3	1.0 U	1.0 U	1.0 U
2-Hexanone	µg/m3	2.0 U	2.0 U	2.0 U
2-Phenylbutane (sec-Butylbenzene)	µg/m3	1.1 U	1.1 U	1.1 U
4-Ethyl toluene	µg/m3	0.98 U	0.98 U	0.98 U
4-Methyl-2-pentanone (Methyl isobutyl ketone) (MIBK)	µg/m3	2.0 U	2.0 U	2.0 U
Acetone	µg/m3	210	81	12 U
Allyl chloride	µg/m3	1.6 U	1.6 U	1.6 U
Benzene	µg/m3	1.7	1.1	0.28 J
Benzyl chloride	µg/m3	1.0 U	1.0 U	1.0 U
Bromodichloromethane	µg/m3	1.3 U	1.3 U	1.3 U
Bromoform	µg/m3	2.1 U	2.1 U	2.1 U
Bromomethane (Methyl bromide)	µg/m3	0.78 U	0.78 U	0.78 U
Butane	µg/m3	3.9	3.1	0.60 J
Carbon disulfide	µg/m3	1.6 U	1.6 U	1.6 U
Carbon tetrachloride	µg/m3	0.54 J	1.3 U	0.49 J
Chlorobenzene	µg/m3	0.43 J	0.21 J	0.92 U
Chlorodifluoromethane	µg/m3	1.1 J	0.75 J	0.94 J
Chloroethane	µg/m3	1.3 U	1.3 U	1.3 U
Chloroform (Trichloromethane)	µg/m3	0.98 U	0.98 U	0.98 U
Chloromethane (Methyl chloride)	µg/m3	1.2	0.72 J	1.1
cis-1,2-Dichloroethene	µg/m3	1.3	0.75 J	0.79 U
cis-1,3-Dichloropropene	µg/m3	0.91 U	0.91 U	0.91 U
Cyclohexane	µg/m3	10	5.3	0.69 U
Cymene (p-Isopropyltoluene)	µg/m3	1.1 U	1.1 U	1.1 U
Dibromochloromethane	µg/m3	1.7 U	1.7 U	1.7 U
Dichlorodifluoromethane (CFC-12)	µg/m3	1.5 J	1.1 J	1.9 J

Table 2

Analytical Results Summary
Quarterly Air Sampling
GM Components Holdings (GMCH)
Lockport, New York
December 2022

	Location ID:	**10-IA-1**	**10-IA-2**	**OA**
	Sample Name:	**10-IA-1-121422**	**10-IA-2-121422**	**OA-121422**
	Sample Date:	**12/14/2022**	**12/14/2022**	**12/14/2022**
Parameters	**Unit**			
Volatile Organic Compounds				
Ethylbenzene	µg/m3	0.71 J	0.42 J	0.87 U
Hexachlorobutadiene	µg/m3	2.1 U	2.1 U	2.1 U
Hexane	µg/m3	49	28	0.50 J
Isopropyl alcohol	µg/m3	5.6 J	12 U	12 U
Isopropyl benzene	µg/m3	0.98 U	0.98 U	0.98 U
m&p-Xylenes	µg/m3	2.2	1.3 J	2.2 U
Methyl methacrylate	µg/m3	2.0 U	2.0 U	2.0 U
Methyl tert butyl ether (MTBE)	µg/m3	0.72 U	0.72 U	0.72 U
Methylene chloride	µg/m3	1.7 U	1.1 J	0.64 J
N-Butylbenzene	µg/m3	1.1 U	1.1 U	1.1 U
N-Heptane	µg/m3	0.70 J	0.49 J	0.82 U
N-Propylbenzene	µg/m3	0.98 U	0.98 U	0.98 U
Naphthalene	µg/m3	2.6 U	2.6 U	2.6 U
o-Xylene	µg/m3	0.82 J	0.40 J	0.87 U
Styrene	µg/m3	0.85 U	0.40 J	0.85 U
tert-Butyl alcohol	µg/m3	15 U	15 U	15 U
tert-Butylbenzene	µg/m3	1.1 U	1.1 U	1.1 U
Tetrachloroethene	µg/m3	5.9	4.5	0.27 J
Tetrahydrofuran	µg/m3	15 U	15 U	15 U
Toluene	µg/m3	89	59	0.53 J
trans-1,2-Dichloroethene	µg/m3	0.79 U	0.79 U	0.79 U
trans-1,3-Dichloropropene	µg/m3	0.91 U	0.91 U	0.91 U
Trichloroethene	µg/m3	1.3	0.71 J	0.27 J
Trichlorofluoromethane (CFC-11)	µg/m3	1.2	0.81 J	1.1
Trifluorotrichloroethane (CFC-113)	µg/m3	0.66 J	1.5 U	0.58 J
Vinyl bromide (Bromoethene)	µg/m3	0.87 U	0.87 U	0.87 U
Vinyl chloride	µg/m3	0.51 U	0.51 U	0.51 U
Xylenes (total)	µg/m3	3.0	1.7 J	3.0 U

Notes:

J - Estimated concentration
U - Not detected at the associated reporting limit

Table 3

Analytical Methods
Quarterly Air Sampling
GM Components Holdings (GMCH)
Lockport, New York
December 2022

Parameter	Method	Matrix	Holding Time Collection to Analysis (Days)
Volatile Organic Compounds (VOCs)	TO-15	Air	30

Notes:

Method References:

TO-15 - Compendium of Methods for the Determination of Toxic Organic Compounds in Ambient Air, EPA-625/R-96/010b, January 1999

eurofins | Environment Testing

ANALYTICAL REPORT

PREPARED FOR

Attn: Kathleen Willy
GHD Services Inc.
2055 Niagara Falls Blvd., Suite 3
Niagara Falls, New York 14304

Generated 4/11/2023 1:53:49 PM

JOB DESCRIPTION

058507-256042, GM-Lockport Air Samples

JOB NUMBER

480-207413-1

Eurofins Buffalo
10 Hazelwood Drive
Amherst NY 14228-2298

See page two for job notes and contact information.

my EOL

Eurofins Buffalo

Job Notes

The test results in this report meet all NELAP requirements for parameters for which accreditation is required or available. Any exceptions to the NELAP requirements are noted in this report. Pursuant to NELAP, this report may not be reproduced, except in full, without the written approval of the laboratory. This report is confidential and is intended for the sole use of Eurofins Environment Testing Northeast, LLC Buffalo and its client. All questions regarding this report should be directed to the Eurofins Environment Testing Northeast, LLC Buffalo Project Manager or designee who has signed this report.

The test results in this report relate only to the samples as received by the laboratory and will meet all requirements of the methodology, with any exceptions noted. This report shall not be reproduced except in full, without the express written approval of the laboratory. All questions should be directed to the Eurofins Environment Testing Northeast, LLC Project Manager.

Authorization

Generated
4/11/2023 1:53:49 PM

Authorized for release by
Denise Heckler, Project Manager II
Denise.Heckler@et.eurofinsus.com
(330)966-9477

Table of Contents

Cover Page 1
Table of Contents 3
Definitions/Glossary 4
Case Narrative 5
Detection Summary 6
Client Sample Results 10
QC Sample Results 24
QC Association Summary 29
Lab Chronicle 30
Certification Summary 32
Method Summary 33
Sample Summary 34
Canister QC Documents 35
Chain of Custody 36
Receipt Checklists 38
Clean Canister Certification 40
Pre-Ship Certification 40
Clean Canister Data 43
Air Canister Dilution 63

Definitions/Glossary

Client: GHD Services Inc.
Project/Site: 058507-256042, GM-Lockport Air Samples

Job ID: 480-207413-1

Qualifiers

Air - GC/MS VOA

Qualifier	Qualifier Description
E	Result exceeded calibration range.
J	Result is less than the RL but greater than or equal to the MDL and the concentration is an approximate value.

Glossary

Abbreviation	These commonly used abbreviations may or may not be present in this report.
¤	Listed under the "D" column to designate that the result is reported on a dry weight basis
%R	Percent Recovery
CFL	Contains Free Liquid
CFU	Colony Forming Unit
CNF	Contains No Free Liquid
DER	Duplicate Error Ratio (normalized absolute difference)
Dil Fac	Dilution Factor
DL	Detection Limit (DoD/DOE)
DL, RA, RE, IN	Indicates a Dilution, Re-analysis, Re-extraction, or additional Initial metals/anion analysis of the sample
DLC	Decision Level Concentration (Radiochemistry)
EDL	Estimated Detection Limit (Dioxin)
LOD	Limit of Detection (DoD/DOE)
LOQ	Limit of Quantitation (DoD/DOE)
MCL	EPA recommended "Maximum Contaminant Level"
MDA	Minimum Detectable Activity (Radiochemistry)
MDC	Minimum Detectable Concentration (Radiochemistry)
MDL	Method Detection Limit
ML	Minimum Level (Dioxin)
MPN	Most Probable Number
MQL	Method Quantitation Limit
NC	Not Calculated
ND	Not Detected at the reporting limit (or MDL or EDL if shown)
NEG	Negative / Absent
POS	Positive / Present
PQL	Practical Quantitation Limit
PRES	Presumptive
QC	Quality Control
RER	Relative Error Ratio (Radiochemistry)
RL	Reporting Limit or Requested Limit (Radiochemistry)
RPD	Relative Percent Difference, a measure of the relative difference between two points
TEF	Toxicity Equivalent Factor (Dioxin)
TEQ	Toxicity Equivalent Quotient (Dioxin)
TNTC	Too Numerous To Count

Job ID: 480-207413-1

Laboratory: Eurofins Buffalo

Narrative

Job Narrative
480-207413-1

Comments
No additional comments.

Receipt
The samples were received on 3/31/2023 10:40 AM. Unless otherwise noted below, the samples arrived in good condition.

Receipt Exceptions
During the canister pressure check performed upon receipt, it was observed that the following samples were received at an elevated residual vacuum level: 7W-IA-3-032923 (480-207413-4) and 7E-IA-2-032923 (480-207413-8). The associated flow controller was evaluated upon receipt and was found to be outside the acceptable flow range as compared to the original set flow rate.

Air Toxics
Method TO-15: The concentration(s) of IPA in the following samples exceeded the calibration range of the instrument: 7W-IA-3-032923 (480-207413-4), 7W-IA-4-032923 (480-207413-5) and 7W-IA-5-032923 (480-207413-6). The client was contacted and the sample was analyzed with minimum dilution even though some analytes were outside of the calibration range.

No additional analytical or quality issues were noted, other than those described above or in the Definitions/Glossary page.

Detection Summary

Client: GHD Services Inc.
Project/Site: 058507-256042, GM-Lockport Air Samples

Job ID: 480-207413-1

Client Sample ID: OA-2-032923 — Lab Sample ID: 480-207413-1

Analyte	Result	Qualifier	RL	MDL	Unit	Dil Fac	D	Method	Prep Type
Dichlorodifluoromethane	2.5		2.5	0.54	ug/m3	1		TO-15	Total/NA
Freon 22	1.3	J	1.8	0.42	ug/m3	1		TO-15	Total/NA
Chloromethane	1.4		1.0	0.31	ug/m3	1		TO-15	Total/NA
n-Butane	0.86	J	1.2	0.48	ug/m3	1		TO-15	Total/NA
Trichlorofluoromethane	0.96	J	1.1	0.28	ug/m3	1		TO-15	Total/NA
Acetone	6.4	J	12	3.8	ug/m3	1		TO-15	Total/NA
n-Hexane	0.71	J	1.8	0.39	ug/m3	1		TO-15	Total/NA
Carbon tetrachloride	0.25	J	1.3	0.14	ug/m3	1		TO-15	Total/NA
Benzene	0.28	J	0.64	0.14	ug/m3	1		TO-15	Total/NA
n-Heptane	0.30	J	0.82	0.23	ug/m3	1		TO-15	Total/NA
Toluene	0.45	J	0.75	0.16	ug/m3	1		TO-15	Total/NA

Client Sample ID: 7W-IA-1-032923 — Lab Sample ID: 480-207413-2

Analyte	Result	Qualifier	RL	MDL	Unit	Dil Fac	D	Method	Prep Type
Dichlorodifluoromethane	2.7		2.5	0.54	ug/m3	1		TO-15	Total/NA
Freon 22	1.1	J	1.8	0.42	ug/m3	1		TO-15	Total/NA
Chloromethane	1.4		1.0	0.31	ug/m3	1		TO-15	Total/NA
n-Butane	2.3		1.2	0.48	ug/m3	1		TO-15	Total/NA
1,3-Butadiene	0.20	J	0.44	0.086	ug/m3	1		TO-15	Total/NA
Trichlorofluoromethane	6.7		1.1	0.28	ug/m3	1		TO-15	Total/NA
Acetone	6.9	J	12	3.8	ug/m3	1		TO-15	Total/NA
Isopropyl alcohol	41		12	3.9	ug/m3	1		TO-15	Total/NA
n-Hexane	0.50	J	1.8	0.39	ug/m3	1		TO-15	Total/NA
Methyl Ethyl Ketone	1.9		1.5	1.4	ug/m3	1		TO-15	Total/NA
cis-1,2-Dichloroethene	0.49	J	0.79	0.083	ug/m3	1		TO-15	Total/NA
1,2-Dichloroethene, Total	0.49	J	1.6	0.083	ug/m3	1		TO-15	Total/NA
Carbon tetrachloride	0.16	J	1.3	0.14	ug/m3	1		TO-15	Total/NA
Benzene	0.45	J	0.64	0.14	ug/m3	1		TO-15	Total/NA
Trichloroethene	1.4		1.1	0.13	ug/m3	1		TO-15	Total/NA
Methyl methacrylate	1.1	J	2.0	0.57	ug/m3	1		TO-15	Total/NA
Toluene	1.3		0.75	0.16	ug/m3	1		TO-15	Total/NA
Tetrachloroethene	2.2		1.4	0.14	ug/m3	1		TO-15	Total/NA
Ethylbenzene	0.28	J	0.87	0.23	ug/m3	1		TO-15	Total/NA
m,p-Xylene	1.2	J	2.2	0.41	ug/m3	1		TO-15	Total/NA
Xylene, o-	0.59	J	0.87	0.23	ug/m3	1		TO-15	Total/NA
Xylene (total)	1.8	J	3.0	0.23	ug/m3	1		TO-15	Total/NA
4-Ethyltoluene	0.24	J	0.98	0.24	ug/m3	1		TO-15	Total/NA
1,3,5-Trimethylbenzene	0.27	J	0.98	0.23	ug/m3	1		TO-15	Total/NA
1,2,4-Trimethylbenzene	0.74	J	0.98	0.39	ug/m3	1		TO-15	Total/NA

Client Sample ID: 7W-IA-2-032923 — Lab Sample ID: 480-207413-3

Analyte	Result	Qualifier	RL	MDL	Unit	Dil Fac	D	Method	Prep Type
Dichlorodifluoromethane	2.9		2.5	0.54	ug/m3	1		TO-15	Total/NA
Freon 22	1.8		1.8	0.42	ug/m3	1		TO-15	Total/NA
Chloromethane	1.3		1.0	0.31	ug/m3	1		TO-15	Total/NA
n-Butane	1.5		1.2	0.48	ug/m3	1		TO-15	Total/NA
1,3-Butadiene	0.67		0.44	0.086	ug/m3	1		TO-15	Total/NA
Trichlorofluoromethane	3.8		1.1	0.28	ug/m3	1		TO-15	Total/NA
Acetone	9.5	J	12	3.8	ug/m3	1		TO-15	Total/NA
Isopropyl alcohol	29		12	3.9	ug/m3	1		TO-15	Total/NA

This Detection Summary does not include radiochemical test results.

Client Sample ID: 7W-IA-2-032923 (Continued) — Lab Sample ID: 480-207413-3

Analyte	Result	Qualifier	RL	MDL	Unit	Dil Fac	D	Method	Prep Type
Methylene Chloride	0.85	J	1.7	0.63	ug/m3	1		TO-15	Total/NA
n-Hexane	1.7	J	1.8	0.39	ug/m3	1		TO-15	Total/NA
Methyl Ethyl Ketone	6.4		1.5	1.4	ug/m3	1		TO-15	Total/NA
cis-1,2-Dichloroethene	0.33	J	0.79	0.083	ug/m3	1		TO-15	Total/NA
1,2-Dichloroethene, Total	0.33	J	1.6	0.083	ug/m3	1		TO-15	Total/NA
Carbon tetrachloride	0.22	J	1.3	0.14	ug/m3	1		TO-15	Total/NA
Benzene	0.44	J	0.64	0.14	ug/m3	1		TO-15	Total/NA
Trichloroethene	0.66	J	1.1	0.13	ug/m3	1		TO-15	Total/NA
Methyl methacrylate	2.7		2.0	0.57	ug/m3	1		TO-15	Total/NA
Toluene	0.82		0.75	0.16	ug/m3	1		TO-15	Total/NA
Tetrachloroethene	1.4		1.4	0.14	ug/m3	1		TO-15	Total/NA
m,p-Xylene	0.59	J	2.2	0.41	ug/m3	1		TO-15	Total/NA
Xylene, o-	0.26	J	0.87	0.23	ug/m3	1		TO-15	Total/NA
Xylene (total)	0.85	J	3.0	0.23	ug/m3	1		TO-15	Total/NA

Client Sample ID: 7W-IA-3-032923 — Lab Sample ID: 480-207413-4

Analyte	Result	Qualifier	RL	MDL	Unit	Dil Fac	D	Method	Prep Type
Dichlorodifluoromethane	5.2		2.5	0.54	ug/m3	1		TO-15	Total/NA
Freon 22	4.0		1.8	0.42	ug/m3	1		TO-15	Total/NA
Chloromethane	2.5		1.0	0.31	ug/m3	1		TO-15	Total/NA
n-Butane	3.2		1.2	0.48	ug/m3	1		TO-15	Total/NA
1,3-Butadiene	0.16	J	0.44	0.086	ug/m3	1		TO-15	Total/NA
Trichlorofluoromethane	8.9		1.1	0.28	ug/m3	1		TO-15	Total/NA
Freon TF	0.82	J	1.5	0.41	ug/m3	1		TO-15	Total/NA
Acetone	52		12	3.8	ug/m3	1		TO-15	Total/NA
Isopropyl alcohol	100	E	12	3.9	ug/m3	1		TO-15	Total/NA
Methylene Chloride	1.6	J	1.7	0.63	ug/m3	1		TO-15	Total/NA
tert-Butyl alcohol	9.3	J	15	3.6	ug/m3	1		TO-15	Total/NA
n-Hexane	2.0		1.8	0.39	ug/m3	1		TO-15	Total/NA
Methyl Ethyl Ketone	9.3		1.5	1.4	ug/m3	1		TO-15	Total/NA
cis-1,2-Dichloroethene	0.44	J	0.79	0.083	ug/m3	1		TO-15	Total/NA
1,2-Dichloroethene, Total	0.44	J	1.6	0.083	ug/m3	1		TO-15	Total/NA
Chloroform	0.21	J	0.98	0.20	ug/m3	1		TO-15	Total/NA
Carbon tetrachloride	0.49	J	1.3	0.14	ug/m3	1		TO-15	Total/NA
Benzene	0.75		0.64	0.14	ug/m3	1		TO-15	Total/NA
n-Heptane	0.42	J	0.82	0.23	ug/m3	1		TO-15	Total/NA
Trichloroethene	1.8		1.1	0.13	ug/m3	1		TO-15	Total/NA
Methyl methacrylate	3.2		2.0	0.57	ug/m3	1		TO-15	Total/NA
Toluene	2.0		0.75	0.16	ug/m3	1		TO-15	Total/NA
Tetrachloroethene	3.7		1.4	0.14	ug/m3	1		TO-15	Total/NA
Ethylbenzene	0.48	J	0.87	0.23	ug/m3	1		TO-15	Total/NA
m,p-Xylene	2.1	J	2.2	0.41	ug/m3	1		TO-15	Total/NA
Xylene, o-	1.1		0.87	0.23	ug/m3	1		TO-15	Total/NA
Xylene (total)	3.2		3.0	0.23	ug/m3	1		TO-15	Total/NA
n-Propylbenzene	0.61	J	0.98	0.23	ug/m3	1		TO-15	Total/NA
4-Ethyltoluene	0.86	J	0.98	0.24	ug/m3	1		TO-15	Total/NA
1,3,5-Trimethylbenzene	0.93	J	0.98	0.23	ug/m3	1		TO-15	Total/NA
1,2,4-Trimethylbenzene	2.5		0.98	0.39	ug/m3	1		TO-15	Total/NA

This Detection Summary does not include radiochemical test results.

Detection Summary

Client: GHD Services Inc.
Project/Site: 058507-256042, GM-Lockport Air Samples

Job ID: 480-207413-1

Client Sample ID: 7W-IA-4-032923 — Lab Sample ID: 480-207413-5

Analyte	Result	Qualifier	RL	MDL	Unit	Dil Fac	D	Method	Prep Type
Dichlorodifluoromethane	2.8		2.5	0.54	ug/m3	1		TO-15	Total/NA
Freon 22	1.9		1.8	0.42	ug/m3	1		TO-15	Total/NA
Chloromethane	1.3		1.0	0.31	ug/m3	1		TO-15	Total/NA
n-Butane	1.9		1.2	0.48	ug/m3	1		TO-15	Total/NA
Trichlorofluoromethane	2.0		1.1	0.28	ug/m3	1		TO-15	Total/NA
Acetone	6.9	J	12	3.8	ug/m3	1		TO-15	Total/NA
Isopropyl alcohol	280	E	12	3.9	ug/m3	1		TO-15	Total/NA
Methylene Chloride	0.66	J	1.7	0.63	ug/m3	1		TO-15	Total/NA
n-Hexane	2.3		1.8	0.39	ug/m3	1		TO-15	Total/NA
cis-1,2-Dichloroethene	0.10	J	0.79	0.083	ug/m3	1		TO-15	Total/NA
1,2-Dichloroethene, Total	0.10	J	1.6	0.083	ug/m3	1		TO-15	Total/NA
Carbon tetrachloride	0.28	J	1.3	0.14	ug/m3	1		TO-15	Total/NA
Benzene	0.34	J	0.64	0.14	ug/m3	1		TO-15	Total/NA
Toluene	1.5		0.75	0.16	ug/m3	1		TO-15	Total/NA
Tetrachloroethene	0.35	J	1.4	0.14	ug/m3	1		TO-15	Total/NA

Client Sample ID: 7W-IA-5-032923 — Lab Sample ID: 480-207413-6

Analyte	Result	Qualifier	RL	MDL	Unit	Dil Fac	D	Method	Prep Type
Dichlorodifluoromethane	2.5		2.5	0.54	ug/m3	1		TO-15	Total/NA
Freon 22	1.2	J	1.8	0.42	ug/m3	1		TO-15	Total/NA
Chloromethane	1.4		1.0	0.31	ug/m3	1		TO-15	Total/NA
n-Butane	2.1		1.2	0.48	ug/m3	1		TO-15	Total/NA
Trichlorofluoromethane	1.6		1.1	0.28	ug/m3	1		TO-15	Total/NA
Freon TF	0.44	J	1.5	0.41	ug/m3	1		TO-15	Total/NA
Acetone	8.3	J	12	3.8	ug/m3	1		TO-15	Total/NA
Isopropyl alcohol	140	E	12	3.9	ug/m3	1		TO-15	Total/NA
Carbon disulfide	0.87	J	1.6	0.40	ug/m3	1		TO-15	Total/NA
n-Hexane	0.73	J	1.8	0.39	ug/m3	1		TO-15	Total/NA
cis-1,2-Dichloroethene	0.52	J	0.79	0.083	ug/m3	1		TO-15	Total/NA
1,2-Dichloroethene, Total	0.52	J	1.6	0.083	ug/m3	1		TO-15	Total/NA
Carbon tetrachloride	0.30	J	1.3	0.14	ug/m3	1		TO-15	Total/NA
Benzene	0.35	J	0.64	0.14	ug/m3	1		TO-15	Total/NA
n-Heptane	0.33	J	0.82	0.23	ug/m3	1		TO-15	Total/NA
Trichloroethene	0.53	J	1.1	0.13	ug/m3	1		TO-15	Total/NA
Toluene	1.4		0.75	0.16	ug/m3	1		TO-15	Total/NA
Tetrachloroethene	4.1		1.4	0.14	ug/m3	1		TO-15	Total/NA
Ethylbenzene	0.34	J	0.87	0.23	ug/m3	1		TO-15	Total/NA
m,p-Xylene	1.4	J	2.2	0.41	ug/m3	1		TO-15	Total/NA
Xylene, o-	1.1		0.87	0.23	ug/m3	1		TO-15	Total/NA
Xylene (total)	2.5	J	3.0	0.23	ug/m3	1		TO-15	Total/NA
1,2,4-Trimethylbenzene	0.40	J	0.98	0.39	ug/m3	1		TO-15	Total/NA

Client Sample ID: 7E-IA-1-032923 — Lab Sample ID: 480-207413-7

Analyte	Result	Qualifier	RL	MDL	Unit	Dil Fac	D	Method	Prep Type
Dichlorodifluoromethane	2.4	J	2.5	0.54	ug/m3	1		TO-15	Total/NA
Freon 22	1.5	J	1.8	0.42	ug/m3	1		TO-15	Total/NA
Chloromethane	1.3		1.0	0.31	ug/m3	1		TO-15	Total/NA
n-Butane	1.8		1.2	0.48	ug/m3	1		TO-15	Total/NA
Trichlorofluoromethane	7.2		1.1	0.28	ug/m3	1		TO-15	Total/NA
Freon TF	0.52	J	1.5	0.41	ug/m3	1		TO-15	Total/NA

This Detection Summary does not include radiochemical test results.

Detection Summary

Client: GHD Services Inc.
Project/Site: 058507-256042, GM-Lockport Air Samples

Job ID: 480-207413-1

Client Sample ID: 7E-IA-1-032923 (Continued) — Lab Sample ID: 480-207413-7

Analyte	Result	Qualifier	RL	MDL	Unit	Dil Fac	D	Method	Prep Type
Acetone	8.7	J	12	3.8	ug/m3	1		TO-15	Total/NA
Isopropyl alcohol	27		12	3.9	ug/m3	1		TO-15	Total/NA
n-Hexane	3.2		1.8	0.39	ug/m3	1		TO-15	Total/NA
cis-1,2-Dichloroethene	0.83		0.79	0.083	ug/m3	1		TO-15	Total/NA
1,2-Dichloroethene, Total	0.83	J	1.6	0.083	ug/m3	1		TO-15	Total/NA
Carbon tetrachloride	0.26	J	1.3	0.14	ug/m3	1		TO-15	Total/NA
Benzene	0.41	J	0.64	0.14	ug/m3	1		TO-15	Total/NA
Trichloroethene	0.91	J	1.1	0.13	ug/m3	1		TO-15	Total/NA
Methyl methacrylate	20		2.0	0.57	ug/m3	1		TO-15	Total/NA
Toluene	2.1		0.75	0.16	ug/m3	1		TO-15	Total/NA
Tetrachloroethene	0.90	J	1.4	0.14	ug/m3	1		TO-15	Total/NA
Ethylbenzene	0.25	J	0.87	0.23	ug/m3	1		TO-15	Total/NA
m,p-Xylene	0.89	J	2.2	0.41	ug/m3	1		TO-15	Total/NA
Xylene, o-	0.42	J	0.87	0.23	ug/m3	1		TO-15	Total/NA
Xylene (total)	1.3	J	3.0	0.23	ug/m3	1		TO-15	Total/NA
n-Propylbenzene	0.28	J	0.98	0.23	ug/m3	1		TO-15	Total/NA
4-Ethyltoluene	0.34	J	0.98	0.24	ug/m3	1		TO-15	Total/NA
1,3,5-Trimethylbenzene	0.41	J	0.98	0.23	ug/m3	1		TO-15	Total/NA
1,2,4-Trimethylbenzene	1.3		0.98	0.39	ug/m3	1		TO-15	Total/NA

Client Sample ID: 7E-IA-2-032923 — Lab Sample ID: 480-207413-8

Analyte	Result	Qualifier	RL	MDL	Unit	Dil Fac	D	Method	Prep Type
Dichlorodifluoromethane	3.2		2.5	0.54	ug/m3	1		TO-15	Total/NA
Freon 22	2.7		1.8	0.42	ug/m3	1		TO-15	Total/NA
Chloromethane	1.3		1.0	0.31	ug/m3	1		TO-15	Total/NA
n-Butane	0.73	J	1.2	0.48	ug/m3	1		TO-15	Total/NA
Trichlorofluoromethane	1.2		1.1	0.28	ug/m3	1		TO-15	Total/NA
Freon TF	0.44	J	1.5	0.41	ug/m3	1		TO-15	Total/NA
Acetone	4.7	J	12	3.8	ug/m3	1		TO-15	Total/NA
Isopropyl alcohol	6.0	J	12	3.9	ug/m3	1		TO-15	Total/NA
Methylene Chloride	1.2	J	1.7	0.63	ug/m3	1		TO-15	Total/NA
n-Hexane	2.3		1.8	0.39	ug/m3	1		TO-15	Total/NA
cis-1,2-Dichloroethene	0.19	J	0.79	0.083	ug/m3	1		TO-15	Total/NA
1,2-Dichloroethene, Total	0.19	J	1.6	0.083	ug/m3	1		TO-15	Total/NA
Carbon tetrachloride	0.21	J	1.3	0.14	ug/m3	1		TO-15	Total/NA
Benzene	0.19	J	0.64	0.14	ug/m3	1		TO-15	Total/NA
Trichloroethene	0.16	J	1.1	0.13	ug/m3	1		TO-15	Total/NA
Methyl methacrylate	0.97	J	2.0	0.57	ug/m3	1		TO-15	Total/NA

This Detection Summary does not include radiochemical test results.

Client Sample Results

Client: GHD Services Inc.
Project/Site: 058507-256042, GM-Lockport Air Samples

Job ID: 480-207413-1

Client Sample ID: OA-2-032923

Lab Sample ID: 480-207413-1

Date Collected: 03/29/23 14:23
Matrix: Air
Date Received: 03/31/23 10:40
Sample Container: Summa Canister 6L

Method: EPA TO-15 - Volatile Organic Compounds in Ambient Air

Analyte	Result	Qualifier	RL	MDL	Unit	D	Prepared	Analyzed	Dil Fac
Dichlorodifluoromethane	**2.5**		2.5	0.54	ug/m3			04/10/23 17:26	1
Freon 22	**1.3**	**J**	1.8	0.42	ug/m3			04/10/23 17:26	1
1,2-Dichlorotetrafluoroethane	ND		1.4	0.34	ug/m3			04/10/23 17:26	1
Chloromethane	**1.4**		1.0	0.31	ug/m3			04/10/23 17:26	1
n-Butane	**0.86**	**J**	1.2	0.48	ug/m3			04/10/23 17:26	1
Vinyl chloride	ND		0.51	0.054	ug/m3			04/10/23 17:26	1
1,3-Butadiene	ND		0.44	0.086	ug/m3			04/10/23 17:26	1
Bromomethane	ND		0.78	0.28	ug/m3			04/10/23 17:26	1
Chloroethane	ND		1.3	0.47	ug/m3			04/10/23 17:26	1
Bromoethene(Vinyl Bromide)	ND		0.87	0.22	ug/m3			04/10/23 17:26	1
Trichlorofluoromethane	**0.96**	**J**	1.1	0.28	ug/m3			04/10/23 17:26	1
Freon TF	ND		1.5	0.41	ug/m3			04/10/23 17:26	1
1,1-Dichloroethene	ND		0.79	0.10	ug/m3			04/10/23 17:26	1
Acetone	**6.4**	**J**	12	3.8	ug/m3			04/10/23 17:26	1
Isopropyl alcohol	ND		12	3.9	ug/m3			04/10/23 17:26	1
Carbon disulfide	ND		1.6	0.40	ug/m3			04/10/23 17:26	1
3-Chloropropene	ND		1.6	0.38	ug/m3			04/10/23 17:26	1
Methylene Chloride	ND		1.7	0.63	ug/m3			04/10/23 17:26	1
tert-Butyl alcohol	ND		15	3.6	ug/m3			04/10/23 17:26	1
Methyl tert-butyl ether	ND		0.72	0.13	ug/m3			04/10/23 17:26	1
trans-1,2-Dichloroethene	ND		0.79	0.091	ug/m3			04/10/23 17:26	1
n-Hexane	**0.71**	**J**	1.8	0.39	ug/m3			04/10/23 17:26	1
1,1-Dichloroethane	ND		0.81	0.10	ug/m3			04/10/23 17:26	1
Methyl Ethyl Ketone	ND		1.5	1.4	ug/m3			04/10/23 17:26	1
cis-1,2-Dichloroethene	ND		0.79	0.083	ug/m3			04/10/23 17:26	1
1,2-Dichloroethene, Total	ND		1.6	0.083	ug/m3			04/10/23 17:26	1
Chloroform	ND		0.98	0.20	ug/m3			04/10/23 17:26	1
Tetrahydrofuran	ND		15	3.8	ug/m3			04/10/23 17:26	1
1,1,1-Trichloroethane	ND		1.1	0.24	ug/m3			04/10/23 17:26	1
Cyclohexane	ND		0.69	0.20	ug/m3			04/10/23 17:26	1
Carbon tetrachloride	**0.25**	**J**	1.3	0.14	ug/m3			04/10/23 17:26	1
2,2,4-Trimethylpentane	ND		0.93	0.18	ug/m3			04/10/23 17:26	1
Benzene	**0.28**	**J**	0.64	0.14	ug/m3			04/10/23 17:26	1
1,2-Dichloroethane	ND		0.81	0.38	ug/m3			04/10/23 17:26	1
n-Heptane	**0.30**	**J**	0.82	0.23	ug/m3			04/10/23 17:26	1
Trichloroethene	ND		1.1	0.13	ug/m3			04/10/23 17:26	1
Methyl methacrylate	ND		2.0	0.57	ug/m3			04/10/23 17:26	1
1,2-Dichloropropane	ND		0.92	0.43	ug/m3			04/10/23 17:26	1
1,4-Dioxane	ND		18	4.7	ug/m3			04/10/23 17:26	1
Bromodichloromethane	ND		1.3	0.34	ug/m3			04/10/23 17:26	1
cis-1,3-Dichloropropene	ND		0.91	0.20	ug/m3			04/10/23 17:26	1
methyl isobutyl ketone	ND		2.0	0.53	ug/m3			04/10/23 17:26	1
Toluene	**0.45**	**J**	0.75	0.16	ug/m3			04/10/23 17:26	1
trans-1,3-Dichloropropene	ND		0.91	0.25	ug/m3			04/10/23 17:26	1
1,1,2-Trichloroethane	ND		1.1	0.40	ug/m3			04/10/23 17:26	1
Tetrachloroethene	ND		1.4	0.14	ug/m3			04/10/23 17:26	1
Methyl Butyl Ketone (2-Hexanone)	ND		2.0	0.61	ug/m3			04/10/23 17:26	1
Dibromochloromethane	ND		1.7	0.54	ug/m3			04/10/23 17:26	1

Client Sample Results

Client: GHD Services Inc.
Project/Site: 058507-256042, GM-Lockport Air Samples

Job ID: 480-207413-1

Client Sample ID: OA-2-032923

Lab Sample ID: 480-207413-1

Date Collected: 03/29/23 14:23
Matrix: Air
Date Received: 03/31/23 10:40
Sample Container: Summa Canister 6L

Method: EPA TO-15 - Volatile Organic Compounds in Ambient Air (Continued)

Analyte	Result	Qualifier	RL	MDL	Unit	D	Prepared	Analyzed	Dil Fac
1,2-Dibromoethane	ND		1.5	0.32	ug/m3			04/10/23 17:26	1
Chlorobenzene	ND		0.92	0.20	ug/m3			04/10/23 17:26	1
Ethylbenzene	ND		0.87	0.23	ug/m3			04/10/23 17:26	1
m,p-Xylene	ND		2.2	0.41	ug/m3			04/10/23 17:26	1
Xylene, o-	ND		0.87	0.23	ug/m3			04/10/23 17:26	1
Xylene (total)	ND		3.0	0.23	ug/m3			04/10/23 17:26	1
Styrene	ND		0.85	0.25	ug/m3			04/10/23 17:26	1
Bromoform	ND		2.1	1.2	ug/m3			04/10/23 17:26	1
Cumene	ND		0.98	0.20	ug/m3			04/10/23 17:26	1
1,1,2,2-Tetrachloroethane	ND		1.4	0.30	ug/m3			04/10/23 17:26	1
n-Propylbenzene	ND		0.98	0.23	ug/m3			04/10/23 17:26	1
4-Ethyltoluene	ND		0.98	0.24	ug/m3			04/10/23 17:26	1
1,3,5-Trimethylbenzene	ND		0.98	0.23	ug/m3			04/10/23 17:26	1
2-Chlorotoluene	ND		1.0	0.24	ug/m3			04/10/23 17:26	1
tert-Butylbenzene	ND		1.1	0.26	ug/m3			04/10/23 17:26	1
1,2,4-Trimethylbenzene	ND		0.98	0.39	ug/m3			04/10/23 17:26	1
sec-Butylbenzene	ND		1.1	0.25	ug/m3			04/10/23 17:26	1
4-Isopropyltoluene	ND		1.1	0.33	ug/m3			04/10/23 17:26	1
1,3-Dichlorobenzene	ND		1.2	0.44	ug/m3			04/10/23 17:26	1
1,4-Dichlorobenzene	ND		1.2	0.54	ug/m3			04/10/23 17:26	1
Benzyl chloride	ND		1.0	0.46	ug/m3			04/10/23 17:26	1
n-Butylbenzene	ND		1.1	0.60	ug/m3			04/10/23 17:26	1
1,2-Dichlorobenzene	ND		1.2	0.40	ug/m3			04/10/23 17:26	1
1,2,4-Trichlorobenzene	ND		3.7	2.4	ug/m3			04/10/23 17:26	1
Hexachlorobutadiene	ND		2.1	1.2	ug/m3			04/10/23 17:26	1
Naphthalene	ND		2.6	1.6	ug/m3			04/10/23 17:26	1

Client Sample ID: 7W-IA-1-032923

Lab Sample ID: 480-207413-2

Date Collected: 03/29/23 15:46
Matrix: Air
Date Received: 03/31/23 10:40
Sample Container: Summa Canister 6L

Method: EPA TO-15 - Volatile Organic Compounds in Ambient Air

Analyte	Result	Qualifier	RL	MDL	Unit	D	Prepared	Analyzed	Dil Fac
Dichlorodifluoromethane	**2.7**		2.5	0.54	ug/m3			04/10/23 18:24	1
Freon 22	**1.1**	**J**	1.8	0.42	ug/m3			04/10/23 18:24	1
1,2-Dichlorotetrafluoroethane	ND		1.4	0.34	ug/m3			04/10/23 18:24	1
Chloromethane	**1.4**		1.0	0.31	ug/m3			04/10/23 18:24	1
n-Butane	**2.3**		1.2	0.48	ug/m3			04/10/23 18:24	1
Vinyl chloride	ND		0.51	0.054	ug/m3			04/10/23 18:24	1
1,3-Butadiene	**0.20**	**J**	0.44	0.086	ug/m3			04/10/23 18:24	1
Bromomethane	ND		0.78	0.28	ug/m3			04/10/23 18:24	1
Chloroethane	ND		1.3	0.47	ug/m3			04/10/23 18:24	1
Bromoethene(Vinyl Bromide)	ND		0.87	0.22	ug/m3			04/10/23 18:24	1
Trichlorofluoromethane	**6.7**		1.1	0.28	ug/m3			04/10/23 18:24	1
Freon TF	ND		1.5	0.41	ug/m3			04/10/23 18:24	1
1,1-Dichloroethene	ND		0.79	0.10	ug/m3			04/10/23 18:24	1
Acetone	**6.9**	**J**	12	3.8	ug/m3			04/10/23 18:24	1
Isopropyl alcohol	**41**		12	3.9	ug/m3			04/10/23 18:24	1

Client Sample ID: 7W-IA-1-032923

Lab Sample ID: 480-207413-2

Date Collected: 03/29/23 15:46
Matrix: Air
Date Received: 03/31/23 10:40
Sample Container: Summa Canister 6L

Method: EPA TO-15 - Volatile Organic Compounds in Ambient Air (Continued)

Analyte	Result	Qualifier	RL	MDL	Unit	D	Prepared	Analyzed	Dil Fac
Carbon disulfide	ND		1.6	0.40	ug/m3			04/10/23 18:24	1
3-Chloropropene	ND		1.6	0.38	ug/m3			04/10/23 18:24	1
Methylene Chloride	ND		1.7	0.63	ug/m3			04/10/23 18:24	1
tert-Butyl alcohol	ND		15	3.6	ug/m3			04/10/23 18:24	1
Methyl tert-butyl ether	ND		0.72	0.13	ug/m3			04/10/23 18:24	1
trans-1,2-Dichloroethene	ND		0.79	0.091	ug/m3			04/10/23 18:24	1
n-Hexane	**0.50**	**J**	1.8	0.39	ug/m3			04/10/23 18:24	1
1,1-Dichloroethane	ND		0.81	0.10	ug/m3			04/10/23 18:24	1
Methyl Ethyl Ketone	**1.9**		1.5	1.4	ug/m3			04/10/23 18:24	1
cis-1,2-Dichloroethene	**0.49**	**J**	0.79	0.083	ug/m3			04/10/23 18:24	1
1,2-Dichloroethene, Total	**0.49**	**J**	1.6	0.083	ug/m3			04/10/23 18:24	1
Chloroform	ND		0.98	0.20	ug/m3			04/10/23 18:24	1
Tetrahydrofuran	ND		15	3.8	ug/m3			04/10/23 18:24	1
1,1,1-Trichloroethane	ND		1.1	0.24	ug/m3			04/10/23 18:24	1
Cyclohexane	ND		0.69	0.20	ug/m3			04/10/23 18:24	1
Carbon tetrachloride	**0.16**	**J**	1.3	0.14	ug/m3			04/10/23 18:24	1
2,2,4-Trimethylpentane	ND		0.93	0.18	ug/m3			04/10/23 18:24	1
Benzene	**0.45**	**J**	0.64	0.14	ug/m3			04/10/23 18:24	1
1,2-Dichloroethane	ND		0.81	0.38	ug/m3			04/10/23 18:24	1
n-Heptane	ND		0.82	0.23	ug/m3			04/10/23 18:24	1
Trichloroethene	**1.4**		1.1	0.13	ug/m3			04/10/23 18:24	1
Methyl methacrylate	**1.1**	**J**	2.0	0.57	ug/m3			04/10/23 18:24	1
1,2-Dichloropropane	ND		0.92	0.43	ug/m3			04/10/23 18:24	1
1,4-Dioxane	ND		18	4.7	ug/m3			04/10/23 18:24	1
Bromodichloromethane	ND		1.3	0.34	ug/m3			04/10/23 18:24	1
cis-1,3-Dichloropropene	ND		0.91	0.20	ug/m3			04/10/23 18:24	1
methyl isobutyl ketone	ND		2.0	0.53	ug/m3			04/10/23 18:24	1
Toluene	**1.3**		0.75	0.16	ug/m3			04/10/23 18:24	1
trans-1,3-Dichloropropene	ND		0.91	0.25	ug/m3			04/10/23 18:24	1
1,1,2-Trichloroethane	ND		1.1	0.40	ug/m3			04/10/23 18:24	1
Tetrachloroethene	**2.2**		1.4	0.14	ug/m3			04/10/23 18:24	1
Methyl Butyl Ketone (2-Hexanone)	ND		2.0	0.61	ug/m3			04/10/23 18:24	1
Dibromochloromethane	ND		1.7	0.54	ug/m3			04/10/23 18:24	1
1,2-Dibromoethane	ND		1.5	0.32	ug/m3			04/10/23 18:24	1
Chlorobenzene	ND		0.92	0.20	ug/m3			04/10/23 18:24	1
Ethylbenzene	**0.28**	**J**	0.87	0.23	ug/m3			04/10/23 18:24	1
m,p-Xylene	**1.2**	**J**	2.2	0.41	ug/m3			04/10/23 18:24	1
Xylene, o-	**0.59**	**J**	0.87	0.23	ug/m3			04/10/23 18:24	1
Xylene (total)	**1.8**	**J**	3.0	0.23	ug/m3			04/10/23 18:24	1
Styrene	ND		0.85	0.25	ug/m3			04/10/23 18:24	1
Bromoform	ND		2.1	1.2	ug/m3			04/10/23 18:24	1
Cumene	ND		0.98	0.20	ug/m3			04/10/23 18:24	1
1,1,2,2-Tetrachloroethane	ND		1.4	0.30	ug/m3			04/10/23 18:24	1
n-Propylbenzene	ND		0.98	0.23	ug/m3			04/10/23 18:24	1
4-Ethyltoluene	**0.24**	**J**	0.98	0.24	ug/m3			04/10/23 18:24	1
1,3,5-Trimethylbenzene	**0.27**	**J**	0.98	0.23	ug/m3			04/10/23 18:24	1
2-Chlorotoluene	ND		1.0	0.24	ug/m3			04/10/23 18:24	1
tert-Butylbenzene	ND		1.1	0.26	ug/m3			04/10/23 18:24	1

Client Sample ID: 7W-IA-1-032923

Lab Sample ID: 480-207413-2

Date Collected: 03/29/23 15:46
Matrix: Air
Date Received: 03/31/23 10:40
Sample Container: Summa Canister 6L

Method: EPA TO-15 - Volatile Organic Compounds in Ambient Air (Continued)

Analyte	Result	Qualifier	RL	MDL	Unit	D	Prepared	Analyzed	Dil Fac
1,2,4-Trimethylbenzene	**0.74**	**J**	0.98	0.39	ug/m3			04/10/23 18:24	1
sec-Butylbenzene	ND		1.1	0.25	ug/m3			04/10/23 18:24	1
4-Isopropyltoluene	ND		1.1	0.33	ug/m3			04/10/23 18:24	1
1,3-Dichlorobenzene	ND		1.2	0.44	ug/m3			04/10/23 18:24	1
1,4-Dichlorobenzene	ND		1.2	0.54	ug/m3			04/10/23 18:24	1
Benzyl chloride	ND		1.0	0.46	ug/m3			04/10/23 18:24	1
n-Butylbenzene	ND		1.1	0.60	ug/m3			04/10/23 18:24	1
1,2-Dichlorobenzene	ND		1.2	0.40	ug/m3			04/10/23 18:24	1
1,2,4-Trichlorobenzene	ND		3.7	2.4	ug/m3			04/10/23 18:24	1
Hexachlorobutadiene	ND		2.1	1.2	ug/m3			04/10/23 18:24	1
Naphthalene	ND		2.6	1.6	ug/m3			04/10/23 18:24	1

Client Sample ID: 7W-IA-2-032923

Lab Sample ID: 480-207413-3

Date Collected: 03/29/23 14:31
Matrix: Air
Date Received: 03/31/23 10:40
Sample Container: Summa Canister 6L

Method: EPA TO-15 - Volatile Organic Compounds in Ambient Air

Analyte	Result	Qualifier	RL	MDL	Unit	D	Prepared	Analyzed	Dil Fac
Dichlorodifluoromethane	**2.9**		2.5	0.54	ug/m3			04/10/23 19:21	1
Freon 22	**1.8**		1.8	0.42	ug/m3			04/10/23 19:21	1
1,2-Dichlorotetrafluoroethane	ND		1.4	0.34	ug/m3			04/10/23 19:21	1
Chloromethane	**1.3**		1.0	0.31	ug/m3			04/10/23 19:21	1
n-Butane	**1.5**		1.2	0.48	ug/m3			04/10/23 19:21	1
Vinyl chloride	ND		0.51	0.054	ug/m3			04/10/23 19:21	1
1,3-Butadiene	**0.67**		0.44	0.086	ug/m3			04/10/23 19:21	1
Bromomethane	ND		0.78	0.28	ug/m3			04/10/23 19:21	1
Chloroethane	ND		1.3	0.47	ug/m3			04/10/23 19:21	1
Bromoethene(Vinyl Bromide)	ND		0.87	0.22	ug/m3			04/10/23 19:21	1
Trichlorofluoromethane	**3.8**		1.1	0.28	ug/m3			04/10/23 19:21	1
Freon TF	ND		1.5	0.41	ug/m3			04/10/23 19:21	1
1,1-Dichloroethene	ND		0.79	0.10	ug/m3			04/10/23 19:21	1
Acetone	**9.5**	**J**	12	3.8	ug/m3			04/10/23 19:21	1
Isopropyl alcohol	**29**		12	3.9	ug/m3			04/10/23 19:21	1
Carbon disulfide	ND		1.6	0.40	ug/m3			04/10/23 19:21	1
3-Chloropropene	ND		1.6	0.38	ug/m3			04/10/23 19:21	1
Methylene Chloride	**0.85**	**J**	1.7	0.63	ug/m3			04/10/23 19:21	1
tert-Butyl alcohol	ND		15	3.6	ug/m3			04/10/23 19:21	1
Methyl tert-butyl ether	ND		0.72	0.13	ug/m3			04/10/23 19:21	1
trans-1,2-Dichloroethene	ND		0.79	0.091	ug/m3			04/10/23 19:21	1
n-Hexane	**1.7**	**J**	1.8	0.39	ug/m3			04/10/23 19:21	1
1,1-Dichloroethane	ND		0.81	0.10	ug/m3			04/10/23 19:21	1
Methyl Ethyl Ketone	**6.4**		1.5	1.4	ug/m3			04/10/23 19:21	1
cis-1,2-Dichloroethene	**0.33**	**J**	0.79	0.083	ug/m3			04/10/23 19:21	1
1,2-Dichloroethene, Total	**0.33**	**J**	1.6	0.083	ug/m3			04/10/23 19:21	1
Chloroform	ND		0.98	0.20	ug/m3			04/10/23 19:21	1
Tetrahydrofuran	ND		15	3.8	ug/m3			04/10/23 19:21	1
1,1,1-Trichloroethane	ND		1.1	0.24	ug/m3			04/10/23 19:21	1
Cyclohexane	ND		0.69	0.20	ug/m3			04/10/23 19:21	1

Client Sample Results

Client: GHD Services Inc.
Project/Site: 058507-256042, GM-Lockport Air Samples

Job ID: 480-207413-1

Client Sample ID: 7W-IA-2-032923

Lab Sample ID: 480-207413-3

Date Collected: 03/29/23 14:31
Matrix: Air
Date Received: 03/31/23 10:40
Sample Container: Summa Canister 6L

Method: EPA TO-15 - Volatile Organic Compounds in Ambient Air (Continued)

Analyte	Result	Qualifier	RL	MDL	Unit	D	Prepared	Analyzed	Dil Fac
Carbon tetrachloride	**0.22**	**J**	1.3	0.14	ug/m3			04/10/23 19:21	1
2,2,4-Trimethylpentane	ND		0.93	0.18	ug/m3			04/10/23 19:21	1
Benzene	**0.44**	**J**	0.64	0.14	ug/m3			04/10/23 19:21	1
1,2-Dichloroethane	ND		0.81	0.38	ug/m3			04/10/23 19:21	1
n-Heptane	ND		0.82	0.23	ug/m3			04/10/23 19:21	1
Trichloroethene	**0.66**	**J**	1.1	0.13	ug/m3			04/10/23 19:21	1
Methyl methacrylate	**2.7**		2.0	0.57	ug/m3			04/10/23 19:21	1
1,2-Dichloropropane	ND		0.92	0.43	ug/m3			04/10/23 19:21	1
1,4-Dioxane	ND		18	4.7	ug/m3			04/10/23 19:21	1
Bromodichloromethane	ND		1.3	0.34	ug/m3			04/10/23 19:21	1
cis-1,3-Dichloropropene	ND		0.91	0.20	ug/m3			04/10/23 19:21	1
methyl isobutyl ketone	ND		2.0	0.53	ug/m3			04/10/23 19:21	1
Toluene	**0.82**		0.75	0.16	ug/m3			04/10/23 19:21	1
trans-1,3-Dichloropropene	ND		0.91	0.25	ug/m3			04/10/23 19:21	1
1,1,2-Trichloroethane	ND		1.1	0.40	ug/m3			04/10/23 19:21	1
Tetrachloroethene	**1.4**		1.4	0.14	ug/m3			04/10/23 19:21	1
Methyl Butyl Ketone (2-Hexanone)	ND		2.0	0.61	ug/m3			04/10/23 19:21	1
Dibromochloromethane	ND		1.7	0.54	ug/m3			04/10/23 19:21	1
1,2-Dibromoethane	ND		1.5	0.32	ug/m3			04/10/23 19:21	1
Chlorobenzene	ND		0.92	0.20	ug/m3			04/10/23 19:21	1
Ethylbenzene	ND		0.87	0.23	ug/m3			04/10/23 19:21	1
m,p-Xylene	**0.59**	**J**	2.2	0.41	ug/m3			04/10/23 19:21	1
Xylene, o-	**0.26**	**J**	0.87	0.23	ug/m3			04/10/23 19:21	1
Xylene (total)	**0.85**	**J**	3.0	0.23	ug/m3			04/10/23 19:21	1
Styrene	ND		0.85	0.25	ug/m3			04/10/23 19:21	1
Bromoform	ND		2.1	1.2	ug/m3			04/10/23 19:21	1
Cumene	ND		0.98	0.20	ug/m3			04/10/23 19:21	1
1,1,2,2-Tetrachloroethane	ND		1.4	0.30	ug/m3			04/10/23 19:21	1
n-Propylbenzene	ND		0.98	0.23	ug/m3			04/10/23 19:21	1
4-Ethyltoluene	ND		0.98	0.24	ug/m3			04/10/23 19:21	1
1,3,5-Trimethylbenzene	ND		0.98	0.23	ug/m3			04/10/23 19:21	1
2-Chlorotoluene	ND		1.0	0.24	ug/m3			04/10/23 19:21	1
tert-Butylbenzene	ND		1.1	0.26	ug/m3			04/10/23 19:21	1
1,2,4-Trimethylbenzene	ND		0.98	0.39	ug/m3			04/10/23 19:21	1
sec-Butylbenzene	ND		1.1	0.25	ug/m3			04/10/23 19:21	1
4-Isopropyltoluene	ND		1.1	0.33	ug/m3			04/10/23 19:21	1
1,3-Dichlorobenzene	ND		1.2	0.44	ug/m3			04/10/23 19:21	1
1,4-Dichlorobenzene	ND		1.2	0.54	ug/m3			04/10/23 19:21	1
Benzyl chloride	ND		1.0	0.46	ug/m3			04/10/23 19:21	1
n-Butylbenzene	ND		1.1	0.60	ug/m3			04/10/23 19:21	1
1,2-Dichlorobenzene	ND		1.2	0.40	ug/m3			04/10/23 19:21	1
1,2,4-Trichlorobenzene	ND		3.7	2.4	ug/m3			04/10/23 19:21	1
Hexachlorobutadiene	ND		2.1	1.2	ug/m3			04/10/23 19:21	1
Naphthalene	ND		2.6	1.6	ug/m3			04/10/23 19:21	1

Client Sample Results

Client: GHD Services Inc.
Project/Site: 058507-256042, GM-Lockport Air Samples

Job ID: 480-207413-1

Client Sample ID: 7W-IA-3-032923

Lab Sample ID: 480-207413-4

Date Collected: 03/29/23 16:31
Matrix: Air
Date Received: 03/31/23 10:40
Sample Container: Summa Canister 6L

Method: EPA TO-15 - Volatile Organic Compounds in Ambient Air

Analyte	Result	Qualifier	RL	MDL	Unit	D	Prepared	Analyzed	Dil Fac
Dichlorodifluoromethane	**5.2**		2.5	0.54	ug/m3			04/11/23 00:08	1
Freon 22	**4.0**		1.8	0.42	ug/m3			04/11/23 00:08	1
1,2-Dichlorotetrafluoroethane	ND		1.4	0.34	ug/m3			04/11/23 00:08	1
Chloromethane	**2.5**		1.0	0.31	ug/m3			04/11/23 00:08	1
n-Butane	**3.2**		1.2	0.48	ug/m3			04/11/23 00:08	1
Vinyl chloride	ND		0.51	0.054	ug/m3			04/11/23 00:08	1
1,3-Butadiene	**0.16**	**J**	0.44	0.086	ug/m3			04/11/23 00:08	1
Bromomethane	ND		0.78	0.28	ug/m3			04/11/23 00:08	1
Chloroethane	ND		1.3	0.47	ug/m3			04/11/23 00:08	1
Bromoethene(Vinyl Bromide)	ND		0.87	0.22	ug/m3			04/11/23 00:08	1
Trichlorofluoromethane	**8.9**		1.1	0.28	ug/m3			04/11/23 00:08	1
Freon TF	**0.82**	**J**	1.5	0.41	ug/m3			04/11/23 00:08	1
1,1-Dichloroethene	ND		0.79	0.10	ug/m3			04/11/23 00:08	1
Acetone	**52**		12	3.8	ug/m3			04/11/23 00:08	1
Isopropyl alcohol	**100**	**E**	12	3.9	ug/m3			04/11/23 00:08	1
Carbon disulfide	ND		1.6	0.40	ug/m3			04/11/23 00:08	1
3-Chloropropene	ND		1.6	0.38	ug/m3			04/11/23 00:08	1
Methylene Chloride	**1.6**	**J**	1.7	0.63	ug/m3			04/11/23 00:08	1
tert-Butyl alcohol	**9.3**	**J**	15	3.6	ug/m3			04/11/23 00:08	1
Methyl tert-butyl ether	ND		0.72	0.13	ug/m3			04/11/23 00:08	1
trans-1,2-Dichloroethene	ND		0.79	0.091	ug/m3			04/11/23 00:08	1
n-Hexane	**2.0**		1.8	0.39	ug/m3			04/11/23 00:08	1
1,1-Dichloroethane	ND		0.81	0.10	ug/m3			04/11/23 00:08	1
Methyl Ethyl Ketone	**9.3**		1.5	1.4	ug/m3			04/11/23 00:08	1
cis-1,2-Dichloroethene	**0.44**	**J**	0.79	0.083	ug/m3			04/11/23 00:08	1
1,2-Dichloroethene, Total	**0.44**	**J**	1.6	0.083	ug/m3			04/11/23 00:08	1
Chloroform	**0.21**	**J**	0.98	0.20	ug/m3			04/11/23 00:08	1
Tetrahydrofuran	ND		15	3.8	ug/m3			04/11/23 00:08	1
1,1,1-Trichloroethane	ND		1.1	0.24	ug/m3			04/11/23 00:08	1
Cyclohexane	ND		0.69	0.20	ug/m3			04/11/23 00:08	1
Carbon tetrachloride	**0.49**	**J**	1.3	0.14	ug/m3			04/11/23 00:08	1
2,2,4-Trimethylpentane	ND		0.93	0.18	ug/m3			04/11/23 00:08	1
Benzene	**0.75**		0.64	0.14	ug/m3			04/11/23 00:08	1
1,2-Dichloroethane	ND		0.81	0.38	ug/m3			04/11/23 00:08	1
n-Heptane	**0.42**	**J**	0.82	0.23	ug/m3			04/11/23 00:08	1
Trichloroethene	**1.8**		1.1	0.13	ug/m3			04/11/23 00:08	1
Methyl methacrylate	**3.2**		2.0	0.57	ug/m3			04/11/23 00:08	1
1,2-Dichloropropane	ND		0.92	0.43	ug/m3			04/11/23 00:08	1
1,4-Dioxane	ND		18	4.7	ug/m3			04/11/23 00:08	1
Bromodichloromethane	ND		1.3	0.34	ug/m3			04/11/23 00:08	1
cis-1,3-Dichloropropene	ND		0.91	0.20	ug/m3			04/11/23 00:08	1
methyl isobutyl ketone	ND		2.0	0.53	ug/m3			04/11/23 00:08	1
Toluene	**2.0**		0.75	0.16	ug/m3			04/11/23 00:08	1
trans-1,3-Dichloropropene	ND		0.91	0.25	ug/m3			04/11/23 00:08	1
1,1,2-Trichloroethane	ND		1.1	0.40	ug/m3			04/11/23 00:08	1
Tetrachloroethene	**3.7**		1.4	0.14	ug/m3			04/11/23 00:08	1
Methyl Butyl Ketone (2-Hexanone)	ND		2.0	0.61	ug/m3			04/11/23 00:08	1
Dibromochloromethane	ND		1.7	0.54	ug/m3			04/11/23 00:08	1

Client Sample ID: 7W-IA-3-032923

Lab Sample ID: 480-207413-4

Date Collected: 03/29/23 16:31
Matrix: Air
Date Received: 03/31/23 10:40
Sample Container: Summa Canister 6L

Method: EPA TO-15 - Volatile Organic Compounds in Ambient Air (Continued)

Analyte	Result	Qualifier	RL	MDL	Unit	D	Prepared	Analyzed	Dil Fac
1,2-Dibromoethane	ND		1.5	0.32	ug/m3			04/11/23 00:08	1
Chlorobenzene	ND		0.92	0.20	ug/m3			04/11/23 00:08	1
Ethylbenzene	**0.48**	**J**	0.87	0.23	ug/m3			04/11/23 00:08	1
m,p-Xylene	**2.1**	**J**	2.2	0.41	ug/m3			04/11/23 00:08	1
Xylene, o-	**1.1**		0.87	0.23	ug/m3			04/11/23 00:08	1
Xylene (total)	**3.2**		3.0	0.23	ug/m3			04/11/23 00:08	1
Styrene	ND		0.85	0.25	ug/m3			04/11/23 00:08	1
Bromoform	ND		2.1	1.2	ug/m3			04/11/23 00:08	1
Cumene	ND		0.98	0.20	ug/m3			04/11/23 00:08	1
1,1,2,2-Tetrachloroethane	ND		1.4	0.30	ug/m3			04/11/23 00:08	1
n-Propylbenzene	**0.61**	**J**	0.98	0.23	ug/m3			04/11/23 00:08	1
4-Ethyltoluene	**0.86**	**J**	0.98	0.24	ug/m3			04/11/23 00:08	1
1,3,5-Trimethylbenzene	**0.93**	**J**	0.98	0.23	ug/m3			04/11/23 00:08	1
2-Chlorotoluene	ND		1.0	0.24	ug/m3			04/11/23 00:08	1
tert-Butylbenzene	ND		1.1	0.26	ug/m3			04/11/23 00:08	1
1,2,4-Trimethylbenzene	**2.5**		0.98	0.39	ug/m3			04/11/23 00:08	1
sec-Butylbenzene	ND		1.1	0.25	ug/m3			04/11/23 00:08	1
4-Isopropyltoluene	ND		1.1	0.33	ug/m3			04/11/23 00:08	1
1,3-Dichlorobenzene	ND		1.2	0.44	ug/m3			04/11/23 00:08	1
1,4-Dichlorobenzene	ND		1.2	0.54	ug/m3			04/11/23 00:08	1
Benzyl chloride	ND		1.0	0.46	ug/m3			04/11/23 00:08	1
n-Butylbenzene	ND		1.1	0.60	ug/m3			04/11/23 00:08	1
1,2-Dichlorobenzene	ND		1.2	0.40	ug/m3			04/11/23 00:08	1
1,2,4-Trichlorobenzene	ND		3.7	2.4	ug/m3			04/11/23 00:08	1
Hexachlorobutadiene	ND		2.1	1.2	ug/m3			04/11/23 00:08	1
Naphthalene	ND		2.6	1.6	ug/m3			04/11/23 00:08	1

Client Sample ID: 7W-IA-4-032923

Lab Sample ID: 480-207413-5

Date Collected: 03/29/23 16:50
Matrix: Air
Date Received: 03/31/23 10:40
Sample Container: Summa Canister 6L

Method: EPA TO-15 - Volatile Organic Compounds in Ambient Air

Analyte	Result	Qualifier	RL	MDL	Unit	D	Prepared	Analyzed	Dil Fac
Dichlorodifluoromethane	**2.8**		2.5	0.54	ug/m3			04/11/23 01:06	1
Freon 22	**1.9**		1.8	0.42	ug/m3			04/11/23 01:06	1
1,2-Dichlorotetrafluoroethane	ND		1.4	0.34	ug/m3			04/11/23 01:06	1
Chloromethane	**1.3**		1.0	0.31	ug/m3			04/11/23 01:06	1
n-Butane	**1.9**		1.2	0.48	ug/m3			04/11/23 01:06	1
Vinyl chloride	ND		0.51	0.054	ug/m3			04/11/23 01:06	1
1,3-Butadiene	ND		0.44	0.086	ug/m3			04/11/23 01:06	1
Bromomethane	ND		0.78	0.28	ug/m3			04/11/23 01:06	1
Chloroethane	ND		1.3	0.47	ug/m3			04/11/23 01:06	1
Bromoethene(Vinyl Bromide)	ND		0.87	0.22	ug/m3			04/11/23 01:06	1
Trichlorofluoromethane	**2.0**		1.1	0.28	ug/m3			04/11/23 01:06	1
Freon TF	ND		1.5	0.41	ug/m3			04/11/23 01:06	1
1,1-Dichloroethene	ND		0.79	0.10	ug/m3			04/11/23 01:06	1
Acetone	**6.9**	**J**	12	3.8	ug/m3			04/11/23 01:06	1
Isopropyl alcohol	**280**	**E**	12	3.9	ug/m3			04/11/23 01:06	1

Client Sample Results

Client: GHD Services Inc.
Project/Site: 058507-256042, GM-Lockport Air Samples

Job ID: 480-207413-1

Client Sample ID: 7W-IA-4-032923

Lab Sample ID: 480-207413-5

Date Collected: 03/29/23 16:50
Matrix: Air
Date Received: 03/31/23 10:40
Sample Container: Summa Canister 6L

Method: EPA TO-15 - Volatile Organic Compounds in Ambient Air (Continued)

Analyte	Result	Qualifier	RL	MDL	Unit	D	Prepared	Analyzed	Dil Fac
Carbon disulfide	ND		1.6	0.40	ug/m3			04/11/23 01:06	1
3-Chloropropene	ND		1.6	0.38	ug/m3			04/11/23 01:06	1
Methylene Chloride	**0.66**	**J**	1.7	0.63	ug/m3			04/11/23 01:06	1
tert-Butyl alcohol	ND		15	3.6	ug/m3			04/11/23 01:06	1
Methyl tert-butyl ether	ND		0.72	0.13	ug/m3			04/11/23 01:06	1
trans-1,2-Dichloroethene	ND		0.79	0.091	ug/m3			04/11/23 01:06	1
n-Hexane	**2.3**		1.8	0.39	ug/m3			04/11/23 01:06	1
1,1-Dichloroethane	ND		0.81	0.10	ug/m3			04/11/23 01:06	1
Methyl Ethyl Ketone	ND		1.5	1.4	ug/m3			04/11/23 01:06	1
cis-1,2-Dichloroethene	**0.10**	**J**	0.79	0.083	ug/m3			04/11/23 01:06	1
1,2-Dichloroethene, Total	**0.10**	**J**	1.6	0.083	ug/m3			04/11/23 01:06	1
Chloroform	ND		0.98	0.20	ug/m3			04/11/23 01:06	1
Tetrahydrofuran	ND		15	3.8	ug/m3			04/11/23 01:06	1
1,1,1-Trichloroethane	ND		1.1	0.24	ug/m3			04/11/23 01:06	1
Cyclohexane	ND		0.69	0.20	ug/m3			04/11/23 01:06	1
Carbon tetrachloride	**0.28**	**J**	1.3	0.14	ug/m3			04/11/23 01:06	1
2,2,4-Trimethylpentane	ND		0.93	0.18	ug/m3			04/11/23 01:06	1
Benzene	**0.34**	**J**	0.64	0.14	ug/m3			04/11/23 01:06	1
1,2-Dichloroethane	ND		0.81	0.38	ug/m3			04/11/23 01:06	1
n-Heptane	ND		0.82	0.23	ug/m3			04/11/23 01:06	1
Trichloroethene	ND		1.1	0.13	ug/m3			04/11/23 01:06	1
Methyl methacrylate	ND		2.0	0.57	ug/m3			04/11/23 01:06	1
1,2-Dichloropropane	ND		0.92	0.43	ug/m3			04/11/23 01:06	1
1,4-Dioxane	ND		18	4.7	ug/m3			04/11/23 01:06	1
Bromodichloromethane	ND		1.3	0.34	ug/m3			04/11/23 01:06	1
cis-1,3-Dichloropropene	ND		0.91	0.20	ug/m3			04/11/23 01:06	1
methyl isobutyl ketone	ND		2.0	0.53	ug/m3			04/11/23 01:06	1
Toluene	**1.5**		0.75	0.16	ug/m3			04/11/23 01:06	1
trans-1,3-Dichloropropene	ND		0.91	0.25	ug/m3			04/11/23 01:06	1
1,1,2-Trichloroethane	ND		1.1	0.40	ug/m3			04/11/23 01:06	1
Tetrachloroethene	**0.35**	**J**	1.4	0.14	ug/m3			04/11/23 01:06	1
Methyl Butyl Ketone (2-Hexanone)	ND		2.0	0.61	ug/m3			04/11/23 01:06	1
Dibromochloromethane	ND		1.7	0.54	ug/m3			04/11/23 01:06	1
1,2-Dibromoethane	ND		1.5	0.32	ug/m3			04/11/23 01:06	1
Chlorobenzene	ND		0.92	0.20	ug/m3			04/11/23 01:06	1
Ethylbenzene	ND		0.87	0.23	ug/m3			04/11/23 01:06	1
m,p-Xylene	ND		2.2	0.41	ug/m3			04/11/23 01:06	1
Xylene, o-	ND		0.87	0.23	ug/m3			04/11/23 01:06	1
Xylene (total)	ND		3.0	0.23	ug/m3			04/11/23 01:06	1
Styrene	ND		0.85	0.25	ug/m3			04/11/23 01:06	1
Bromoform	ND		2.1	1.2	ug/m3			04/11/23 01:06	1
Cumene	ND		0.98	0.20	ug/m3			04/11/23 01:06	1
1,1,2,2-Tetrachloroethane	ND		1.4	0.30	ug/m3			04/11/23 01:06	1
n-Propylbenzene	ND		0.98	0.23	ug/m3			04/11/23 01:06	1
4-Ethyltoluene	ND		0.98	0.24	ug/m3			04/11/23 01:06	1
1,3,5-Trimethylbenzene	ND		0.98	0.23	ug/m3			04/11/23 01:06	1
2-Chlorotoluene	ND		1.0	0.24	ug/m3			04/11/23 01:06	1
tert-Butylbenzene	ND		1.1	0.26	ug/m3			04/11/23 01:06	1

Client Sample ID: 7W-IA-4-032923

Lab Sample ID: 480-207413-5

Date Collected: 03/29/23 16:50
Matrix: Air
Date Received: 03/31/23 10:40
Sample Container: Summa Canister 6L

Method: EPA TO-15 - Volatile Organic Compounds in Ambient Air (Continued)

Analyte	Result	Qualifier	RL	MDL	Unit	D	Prepared	Analyzed	Dil Fac
1,2,4-Trimethylbenzene	ND		0.98	0.39	ug/m3			04/11/23 01:06	1
sec-Butylbenzene	ND		1.1	0.25	ug/m3			04/11/23 01:06	1
4-Isopropyltoluene	ND		1.1	0.33	ug/m3			04/11/23 01:06	1
1,3-Dichlorobenzene	ND		1.2	0.44	ug/m3			04/11/23 01:06	1
1,4-Dichlorobenzene	ND		1.2	0.54	ug/m3			04/11/23 01:06	1
Benzyl chloride	ND		1.0	0.46	ug/m3			04/11/23 01:06	1
n-Butylbenzene	ND		1.1	0.60	ug/m3			04/11/23 01:06	1
1,2-Dichlorobenzene	ND		1.2	0.40	ug/m3			04/11/23 01:06	1
1,2,4-Trichlorobenzene	ND		3.7	2.4	ug/m3			04/11/23 01:06	1
Hexachlorobutadiene	ND		2.1	1.2	ug/m3			04/11/23 01:06	1
Naphthalene	ND		2.6	1.6	ug/m3			04/11/23 01:06	1

Client Sample ID: 7W-IA-5-032923

Lab Sample ID: 480-207413-6

Date Collected: 03/29/23 16:38
Matrix: Air
Date Received: 03/31/23 10:40
Sample Container: Summa Canister 6L

Method: EPA TO-15 - Volatile Organic Compounds in Ambient Air

Analyte	Result	Qualifier	RL	MDL	Unit	D	Prepared	Analyzed	Dil Fac
Dichlorodifluoromethane	**2.5**		2.5	0.54	ug/m3			04/11/23 02:04	1
Freon 22	**1.2**	**J**	1.8	0.42	ug/m3			04/11/23 02:04	1
1,2-Dichlorotetrafluoroethane	ND		1.4	0.34	ug/m3			04/11/23 02:04	1
Chloromethane	**1.4**		1.0	0.31	ug/m3			04/11/23 02:04	1
n-Butane	**2.1**		1.2	0.48	ug/m3			04/11/23 02:04	1
Vinyl chloride	ND		0.51	0.054	ug/m3			04/11/23 02:04	1
1,3-Butadiene	ND		0.44	0.086	ug/m3			04/11/23 02:04	1
Bromomethane	ND		0.78	0.28	ug/m3			04/11/23 02:04	1
Chloroethane	ND		1.3	0.47	ug/m3			04/11/23 02:04	1
Bromoethene(Vinyl Bromide)	ND		0.87	0.22	ug/m3			04/11/23 02:04	1
Trichlorofluoromethane	**1.6**		1.1	0.28	ug/m3			04/11/23 02:04	1
Freon TF	**0.44**	**J**	1.5	0.41	ug/m3			04/11/23 02:04	1
1,1-Dichloroethene	ND		0.79	0.10	ug/m3			04/11/23 02:04	1
Acetone	**8.3**	**J**	12	3.8	ug/m3			04/11/23 02:04	1
Isopropyl alcohol	**140**	**E**	12	3.9	ug/m3			04/11/23 02:04	1
Carbon disulfide	**0.87**	**J**	1.6	0.40	ug/m3			04/11/23 02:04	1
3-Chloropropene	ND		1.6	0.38	ug/m3			04/11/23 02:04	1
Methylene Chloride	ND		1.7	0.63	ug/m3			04/11/23 02:04	1
tert-Butyl alcohol	ND		15	3.6	ug/m3			04/11/23 02:04	1
Methyl tert-butyl ether	ND		0.72	0.13	ug/m3			04/11/23 02:04	1
trans-1,2-Dichloroethene	ND		0.79	0.091	ug/m3			04/11/23 02:04	1
n-Hexane	**0.73**	**J**	1.8	0.39	ug/m3			04/11/23 02:04	1
1,1-Dichloroethane	ND		0.81	0.10	ug/m3			04/11/23 02:04	1
Methyl Ethyl Ketone	ND		1.5	1.4	ug/m3			04/11/23 02:04	1
cis-1,2-Dichloroethene	**0.52**	**J**	0.79	0.083	ug/m3			04/11/23 02:04	1
1,2-Dichloroethene, Total	**0.52**	**J**	1.6	0.083	ug/m3			04/11/23 02:04	1
Chloroform	ND		0.98	0.20	ug/m3			04/11/23 02:04	1
Tetrahydrofuran	ND		15	3.8	ug/m3			04/11/23 02:04	1
1,1,1-Trichloroethane	ND		1.1	0.24	ug/m3			04/11/23 02:04	1
Cyclohexane	ND		0.69	0.20	ug/m3			04/11/23 02:04	1

Client Sample Results

Client: GHD Services Inc.
Project/Site: 058507-256042, GM-Lockport Air Samples

Job ID: 480-207413-1

Client Sample ID: 7W-IA-5-032923

Lab Sample ID: 480-207413-6

Date Collected: 03/29/23 16:38
Matrix: Air
Date Received: 03/31/23 10:40
Sample Container: Summa Canister 6L

Method: EPA TO-15 - Volatile Organic Compounds in Ambient Air (Continued)

Analyte	Result	Qualifier	RL	MDL	Unit	D	Prepared	Analyzed	Dil Fac
Carbon tetrachloride	**0.30**	**J**	1.3	0.14	ug/m3			04/11/23 02:04	1
2,2,4-Trimethylpentane	ND		0.93	0.18	ug/m3			04/11/23 02:04	1
Benzene	**0.35**	**J**	0.64	0.14	ug/m3			04/11/23 02:04	1
1,2-Dichloroethane	ND		0.81	0.38	ug/m3			04/11/23 02:04	1
n-Heptane	**0.33**	**J**	0.82	0.23	ug/m3			04/11/23 02:04	1
Trichloroethene	**0.53**	**J**	1.1	0.13	ug/m3			04/11/23 02:04	1
Methyl methacrylate	ND		2.0	0.57	ug/m3			04/11/23 02:04	1
1,2-Dichloropropane	ND		0.92	0.43	ug/m3			04/11/23 02:04	1
1,4-Dioxane	ND		18	4.7	ug/m3			04/11/23 02:04	1
Bromodichloromethane	ND		1.3	0.34	ug/m3			04/11/23 02:04	1
cis-1,3-Dichloropropene	ND		0.91	0.20	ug/m3			04/11/23 02:04	1
methyl isobutyl ketone	ND		2.0	0.53	ug/m3			04/11/23 02:04	1
Toluene	**1.4**		0.75	0.16	ug/m3			04/11/23 02:04	1
trans-1,3-Dichloropropene	ND		0.91	0.25	ug/m3			04/11/23 02:04	1
1,1,2-Trichloroethane	ND		1.1	0.40	ug/m3			04/11/23 02:04	1
Tetrachloroethene	**4.1**		1.4	0.14	ug/m3			04/11/23 02:04	1
Methyl Butyl Ketone (2-Hexanone)	ND		2.0	0.61	ug/m3			04/11/23 02:04	1
Dibromochloromethane	ND		1.7	0.54	ug/m3			04/11/23 02:04	1
1,2-Dibromoethane	ND		1.5	0.32	ug/m3			04/11/23 02:04	1
Chlorobenzene	ND		0.92	0.20	ug/m3			04/11/23 02:04	1
Ethylbenzene	**0.34**	**J**	0.87	0.23	ug/m3			04/11/23 02:04	1
m,p-Xylene	**1.4**	**J**	2.2	0.41	ug/m3			04/11/23 02:04	1
Xylene, o-	**1.1**		0.87	0.23	ug/m3			04/11/23 02:04	1
Xylene (total)	**2.5**	**J**	3.0	0.23	ug/m3			04/11/23 02:04	1
Styrene	ND		0.85	0.25	ug/m3			04/11/23 02:04	1
Bromoform	ND		2.1	1.2	ug/m3			04/11/23 02:04	1
Cumene	ND		0.98	0.20	ug/m3			04/11/23 02:04	1
1,1,2,2-Tetrachloroethane	ND		1.4	0.30	ug/m3			04/11/23 02:04	1
n-Propylbenzene	ND		0.98	0.23	ug/m3			04/11/23 02:04	1
4-Ethyltoluene	ND		0.98	0.24	ug/m3			04/11/23 02:04	1
1,3,5-Trimethylbenzene	ND		0.98	0.23	ug/m3			04/11/23 02:04	1
2-Chlorotoluene	ND		1.0	0.24	ug/m3			04/11/23 02:04	1
tert-Butylbenzene	ND		1.1	0.26	ug/m3			04/11/23 02:04	1
1,2,4-Trimethylbenzene	**0.40**	**J**	0.98	0.39	ug/m3			04/11/23 02:04	1
sec-Butylbenzene	ND		1.1	0.25	ug/m3			04/11/23 02:04	1
4-Isopropyltoluene	ND		1.1	0.33	ug/m3			04/11/23 02:04	1
1,3-Dichlorobenzene	ND		1.2	0.44	ug/m3			04/11/23 02:04	1
1,4-Dichlorobenzene	ND		1.2	0.54	ug/m3			04/11/23 02:04	1
Benzyl chloride	ND		1.0	0.46	ug/m3			04/11/23 02:04	1
n-Butylbenzene	ND		1.1	0.60	ug/m3			04/11/23 02:04	1
1,2-Dichlorobenzene	ND		1.2	0.40	ug/m3			04/11/23 02:04	1
1,2,4-Trichlorobenzene	ND		3.7	2.4	ug/m3			04/11/23 02:04	1
Hexachlorobutadiene	ND		2.1	1.2	ug/m3			04/11/23 02:04	1
Naphthalene	ND		2.6	1.6	ug/m3			04/11/23 02:04	1

Client Sample Results

Client: GHD Services Inc.
Project/Site: 058507-256042, GM-Lockport Air Samples

Job ID: 480-207413-1

Client Sample ID: 7E-IA-1-032923

Lab Sample ID: 480-207413-7

Date Collected: 03/29/23 15:35
Matrix: Air
Date Received: 03/31/23 10:40
Sample Container: Summa Canister 6L

Method: EPA TO-15 - Volatile Organic Compounds in Ambient Air

Analyte	Result	Qualifier	RL	MDL	Unit	D	Prepared	Analyzed	Dil Fac
Dichlorodifluoromethane	**2.4**	**J**	2.5	0.54	ug/m3			04/11/23 03:02	1
Freon 22	**1.5**	**J**	1.8	0.42	ug/m3			04/11/23 03:02	1
1,2-Dichlorotetrafluoroethane	ND		1.4	0.34	ug/m3			04/11/23 03:02	1
Chloromethane	**1.3**		1.0	0.31	ug/m3			04/11/23 03:02	1
n-Butane	**1.8**		1.2	0.48	ug/m3			04/11/23 03:02	1
Vinyl chloride	ND		0.51	0.054	ug/m3			04/11/23 03:02	1
1,3-Butadiene	ND		0.44	0.086	ug/m3			04/11/23 03:02	1
Bromomethane	ND		0.78	0.28	ug/m3			04/11/23 03:02	1
Chloroethane	ND		1.3	0.47	ug/m3			04/11/23 03:02	1
Bromoethene(Vinyl Bromide)	ND		0.87	0.22	ug/m3			04/11/23 03:02	1
Trichlorofluoromethane	**7.2**		1.1	0.28	ug/m3			04/11/23 03:02	1
Freon TF	**0.52**	**J**	1.5	0.41	ug/m3			04/11/23 03:02	1
1,1-Dichloroethene	ND		0.79	0.10	ug/m3			04/11/23 03:02	1
Acetone	**8.7**	**J**	12	3.8	ug/m3			04/11/23 03:02	1
Isopropyl alcohol	**27**		12	3.9	ug/m3			04/11/23 03:02	1
Carbon disulfide	ND		1.6	0.40	ug/m3			04/11/23 03:02	1
3-Chloropropene	ND		1.6	0.38	ug/m3			04/11/23 03:02	1
Methylene Chloride	ND		1.7	0.63	ug/m3			04/11/23 03:02	1
tert-Butyl alcohol	ND		15	3.6	ug/m3			04/11/23 03:02	1
Methyl tert-butyl ether	ND		0.72	0.13	ug/m3			04/11/23 03:02	1
trans-1,2-Dichloroethene	ND		0.79	0.091	ug/m3			04/11/23 03:02	1
n-Hexane	**3.2**		1.8	0.39	ug/m3			04/11/23 03:02	1
1,1-Dichloroethane	ND		0.81	0.10	ug/m3			04/11/23 03:02	1
Methyl Ethyl Ketone	ND		1.5	1.4	ug/m3			04/11/23 03:02	1
cis-1,2-Dichloroethene	**0.83**		0.79	0.083	ug/m3			04/11/23 03:02	1
1,2-Dichloroethene, Total	**0.83**	**J**	1.6	0.083	ug/m3			04/11/23 03:02	1
Chloroform	ND		0.98	0.20	ug/m3			04/11/23 03:02	1
Tetrahydrofuran	ND		15	3.8	ug/m3			04/11/23 03:02	1
1,1,1-Trichloroethane	ND		1.1	0.24	ug/m3			04/11/23 03:02	1
Cyclohexane	ND		0.69	0.20	ug/m3			04/11/23 03:02	1
Carbon tetrachloride	**0.26**	**J**	1.3	0.14	ug/m3			04/11/23 03:02	1
2,2,4-Trimethylpentane	ND		0.93	0.18	ug/m3			04/11/23 03:02	1
Benzene	**0.41**	**J**	0.64	0.14	ug/m3			04/11/23 03:02	1
1,2-Dichloroethane	ND		0.81	0.38	ug/m3			04/11/23 03:02	1
n-Heptane	ND		0.82	0.23	ug/m3			04/11/23 03:02	1
Trichloroethene	**0.91**	**J**	1.1	0.13	ug/m3			04/11/23 03:02	1
Methyl methacrylate	**20**		2.0	0.57	ug/m3			04/11/23 03:02	1
1,2-Dichloropropane	ND		0.92	0.43	ug/m3			04/11/23 03:02	1
1,4-Dioxane	ND		18	4.7	ug/m3			04/11/23 03:02	1
Bromodichloromethane	ND		1.3	0.34	ug/m3			04/11/23 03:02	1
cis-1,3-Dichloropropene	ND		0.91	0.20	ug/m3			04/11/23 03:02	1
methyl isobutyl ketone	ND		2.0	0.53	ug/m3			04/11/23 03:02	1
Toluene	**2.1**		0.75	0.16	ug/m3			04/11/23 03:02	1
trans-1,3-Dichloropropene	ND		0.91	0.25	ug/m3			04/11/23 03:02	1
1,1,2-Trichloroethane	ND		1.1	0.40	ug/m3			04/11/23 03:02	1
Tetrachloroethene	**0.90**	**J**	1.4	0.14	ug/m3			04/11/23 03:02	1
Methyl Butyl Ketone (2-Hexanone)	ND		2.0	0.61	ug/m3			04/11/23 03:02	1
Dibromochloromethane	ND		1.7	0.54	ug/m3			04/11/23 03:02	1

Client Sample Results

Client: GHD Services Inc.
Project/Site: 058507-256042, GM-Lockport Air Samples

Job ID: 480-207413-1

Client Sample ID: 7E-IA-1-032923

Lab Sample ID: 480-207413-7
Matrix: Air

Date Collected: 03/29/23 15:35
Date Received: 03/31/23 10:40
Sample Container: Summa Canister 6L

Method: EPA TO-15 - Volatile Organic Compounds in Ambient Air (Continued)

Analyte	Result	Qualifier	RL	MDL	Unit	D	Prepared	Analyzed	Dil Fac
1,2-Dibromoethane	ND		1.5	0.32	ug/m3			04/11/23 03:02	1
Chlorobenzene	ND		0.92	0.20	ug/m3			04/11/23 03:02	1
Ethylbenzene	**0.25**	**J**	0.87	0.23	ug/m3			04/11/23 03:02	1
m,p-Xylene	**0.89**	**J**	2.2	0.41	ug/m3			04/11/23 03:02	1
Xylene, o-	**0.42**	**J**	0.87	0.23	ug/m3			04/11/23 03:02	1
Xylene (total)	**1.3**	**J**	3.0	0.23	ug/m3			04/11/23 03:02	1
Styrene	ND		0.85	0.25	ug/m3			04/11/23 03:02	1
Bromoform	ND		2.1	1.2	ug/m3			04/11/23 03:02	1
Cumene	ND		0.98	0.20	ug/m3			04/11/23 03:02	1
1,1,2,2-Tetrachloroethane	ND		1.4	0.30	ug/m3			04/11/23 03:02	1
n-Propylbenzene	**0.28**	**J**	0.98	0.23	ug/m3			04/11/23 03:02	1
4-Ethyltoluene	**0.34**	**J**	0.98	0.24	ug/m3			04/11/23 03:02	1
1,3,5-Trimethylbenzene	**0.41**	**J**	0.98	0.23	ug/m3			04/11/23 03:02	1
2-Chlorotoluene	ND		1.0	0.24	ug/m3			04/11/23 03:02	1
tert-Butylbenzene	ND		1.1	0.26	ug/m3			04/11/23 03:02	1
1,2,4-Trimethylbenzene	**1.3**		0.98	0.39	ug/m3			04/11/23 03:02	1
sec-Butylbenzene	ND		1.1	0.25	ug/m3			04/11/23 03:02	1
4-Isopropyltoluene	ND		1.1	0.33	ug/m3			04/11/23 03:02	1
1,3-Dichlorobenzene	ND		1.2	0.44	ug/m3			04/11/23 03:02	1
1,4-Dichlorobenzene	ND		1.2	0.54	ug/m3			04/11/23 03:02	1
Benzyl chloride	ND		1.0	0.46	ug/m3			04/11/23 03:02	1
n-Butylbenzene	ND		1.1	0.60	ug/m3			04/11/23 03:02	1
1,2-Dichlorobenzene	ND		1.2	0.40	ug/m3			04/11/23 03:02	1
1,2,4-Trichlorobenzene	ND		3.7	2.4	ug/m3			04/11/23 03:02	1
Hexachlorobutadiene	ND		2.1	1.2	ug/m3			04/11/23 03:02	1
Naphthalene	ND		2.6	1.6	ug/m3			04/11/23 03:02	1

Client Sample ID: 7E-IA-2-032923

Lab Sample ID: 480-207413-8
Matrix: Air

Date Collected: 03/29/23 15:40
Date Received: 03/31/23 10:40
Sample Container: Summa Canister 6L

Method: EPA TO-15 - Volatile Organic Compounds in Ambient Air

Analyte	Result	Qualifier	RL	MDL	Unit	D	Prepared	Analyzed	Dil Fac
Dichlorodifluoromethane	**3.2**		2.5	0.54	ug/m3			04/11/23 03:59	1
Freon 22	**2.7**		1.8	0.42	ug/m3			04/11/23 03:59	1
1,2-Dichlorotetrafluoroethane	ND		1.4	0.34	ug/m3			04/11/23 03:59	1
Chloromethane	**1.3**		1.0	0.31	ug/m3			04/11/23 03:59	1
n-Butane	**0.73**	**J**	1.2	0.48	ug/m3			04/11/23 03:59	1
Vinyl chloride	ND		0.51	0.054	ug/m3			04/11/23 03:59	1
1,3-Butadiene	ND		0.44	0.086	ug/m3			04/11/23 03:59	1
Bromomethane	ND		0.78	0.28	ug/m3			04/11/23 03:59	1
Chloroethane	ND		1.3	0.47	ug/m3			04/11/23 03:59	1
Bromoethene(Vinyl Bromide)	ND		0.87	0.22	ug/m3			04/11/23 03:59	1
Trichlorofluoromethane	**1.2**		1.1	0.28	ug/m3			04/11/23 03:59	1
Freon TF	**0.44**	**J**	1.5	0.41	ug/m3			04/11/23 03:59	1
1,1-Dichloroethene	ND		0.79	0.10	ug/m3			04/11/23 03:59	1
Acetone	**4.7**	**J**	12	3.8	ug/m3			04/11/23 03:59	1
Isopropyl alcohol	**6.0**	**J**	12	3.9	ug/m3			04/11/23 03:59	1

Client Sample ID: 7E-IA-2-032923

Lab Sample ID: 480-207413-8

Date Collected: 03/29/23 15:40
Matrix: Air
Date Received: 03/31/23 10:40
Sample Container: Summa Canister 6L

Method: EPA TO-15 - Volatile Organic Compounds in Ambient Air (Continued)

Analyte	Result	Qualifier	RL	MDL	Unit	D	Prepared	Analyzed	Dil Fac
Carbon disulfide	ND		1.6	0.40	ug/m3			04/11/23 03:59	1
3-Chloropropene	ND		1.6	0.38	ug/m3			04/11/23 03:59	1
Methylene Chloride	**1.2**	**J**	1.7	0.63	ug/m3			04/11/23 03:59	1
tert-Butyl alcohol	ND		15	3.6	ug/m3			04/11/23 03:59	1
Methyl tert-butyl ether	ND		0.72	0.13	ug/m3			04/11/23 03:59	1
trans-1,2-Dichloroethene	ND		0.79	0.091	ug/m3			04/11/23 03:59	1
n-Hexane	**2.3**		1.8	0.39	ug/m3			04/11/23 03:59	1
1,1-Dichloroethane	ND		0.81	0.10	ug/m3			04/11/23 03:59	1
Methyl Ethyl Ketone	ND		1.5	1.4	ug/m3			04/11/23 03:59	1
cis-1,2-Dichloroethene	**0.19**	**J**	0.79	0.083	ug/m3			04/11/23 03:59	1
1,2-Dichloroethene, Total	**0.19**	**J**	1.6	0.083	ug/m3			04/11/23 03:59	1
Chloroform	ND		0.98	0.20	ug/m3			04/11/23 03:59	1
Tetrahydrofuran	ND		15	3.8	ug/m3			04/11/23 03:59	1
1,1,1-Trichloroethane	ND		1.1	0.24	ug/m3			04/11/23 03:59	1
Cyclohexane	ND		0.69	0.20	ug/m3			04/11/23 03:59	1
Carbon tetrachloride	**0.21**	**J**	1.3	0.14	ug/m3			04/11/23 03:59	1
2,2,4-Trimethylpentane	ND		0.93	0.18	ug/m3			04/11/23 03:59	1
Benzene	**0.19**	**J**	0.64	0.14	ug/m3			04/11/23 03:59	1
1,2-Dichloroethane	ND		0.81	0.38	ug/m3			04/11/23 03:59	1
n-Heptane	ND		0.82	0.23	ug/m3			04/11/23 03:59	1
Trichloroethene	**0.16**	**J**	1.1	0.13	ug/m3			04/11/23 03:59	1
Methyl methacrylate	**0.97**	**J**	2.0	0.57	ug/m3			04/11/23 03:59	1
1,2-Dichloropropane	ND		0.92	0.43	ug/m3			04/11/23 03:59	1
1,4-Dioxane	ND		18	4.7	ug/m3			04/11/23 03:59	1
Bromodichloromethane	ND		1.3	0.34	ug/m3			04/11/23 03:59	1
cis-1,3-Dichloropropene	ND		0.91	0.20	ug/m3			04/11/23 03:59	1
methyl isobutyl ketone	ND		2.0	0.53	ug/m3			04/11/23 03:59	1
Toluene	ND		0.75	0.16	ug/m3			04/11/23 03:59	1
trans-1,3-Dichloropropene	ND		0.91	0.25	ug/m3			04/11/23 03:59	1
1,1,2-Trichloroethane	ND		1.1	0.40	ug/m3			04/11/23 03:59	1
Tetrachloroethene	ND		1.4	0.14	ug/m3			04/11/23 03:59	1
Methyl Butyl Ketone (2-Hexanone)	ND		2.0	0.61	ug/m3			04/11/23 03:59	1
Dibromochloromethane	ND		1.7	0.54	ug/m3			04/11/23 03:59	1
1,2-Dibromoethane	ND		1.5	0.32	ug/m3			04/11/23 03:59	1
Chlorobenzene	ND		0.92	0.20	ug/m3			04/11/23 03:59	1
Ethylbenzene	ND		0.87	0.23	ug/m3			04/11/23 03:59	1
m,p-Xylene	ND		2.2	0.41	ug/m3			04/11/23 03:59	1
Xylene, o-	ND		0.87	0.23	ug/m3			04/11/23 03:59	1
Xylene (total)	ND		3.0	0.23	ug/m3			04/11/23 03:59	1
Styrene	ND		0.85	0.25	ug/m3			04/11/23 03:59	1
Bromoform	ND		2.1	1.2	ug/m3			04/11/23 03:59	1
Cumene	ND		0.98	0.20	ug/m3			04/11/23 03:59	1
1,1,2,2-Tetrachloroethane	ND		1.4	0.30	ug/m3			04/11/23 03:59	1
n-Propylbenzene	ND		0.98	0.23	ug/m3			04/11/23 03:59	1
4-Ethyltoluene	ND		0.98	0.24	ug/m3			04/11/23 03:59	1
1,3,5-Trimethylbenzene	ND		0.98	0.23	ug/m3			04/11/23 03:59	1
2-Chlorotoluene	ND		1.0	0.24	ug/m3			04/11/23 03:59	1
tert-Butylbenzene	ND		1.1	0.26	ug/m3			04/11/23 03:59	1

Client Sample Results

Client: GHD Services Inc.
Project/Site: 058507-256042, GM-Lockport Air Samples

Job ID: 480-207413-1

Client Sample ID: 7E-IA-2-032923

Lab Sample ID: 480-207413-8

Date Collected: 03/29/23 15:40
Date Received: 03/31/23 10:40
Sample Container: Summa Canister 6L

Matrix: Air

Method: EPA TO-15 - Volatile Organic Compounds in Ambient Air (Continued)

Analyte	Result	Qualifier	RL	MDL	Unit	D	Prepared	Analyzed	Dil Fac
1,2,4-Trimethylbenzene	ND		0.98	0.39	ug/m3			04/11/23 03:59	1
sec-Butylbenzene	ND		1.1	0.25	ug/m3			04/11/23 03:59	1
4-Isopropyltoluene	ND		1.1	0.33	ug/m3			04/11/23 03:59	1
1,3-Dichlorobenzene	ND		1.2	0.44	ug/m3			04/11/23 03:59	1
1,4-Dichlorobenzene	ND		1.2	0.54	ug/m3			04/11/23 03:59	1
Benzyl chloride	ND		1.0	0.46	ug/m3			04/11/23 03:59	1
n-Butylbenzene	ND		1.1	0.60	ug/m3			04/11/23 03:59	1
1,2-Dichlorobenzene	ND		1.2	0.40	ug/m3			04/11/23 03:59	1
1,2,4-Trichlorobenzene	ND		3.7	2.4	ug/m3			04/11/23 03:59	1
Hexachlorobutadiene	ND		2.1	1.2	ug/m3			04/11/23 03:59	1
Naphthalene	ND		2.6	1.6	ug/m3			04/11/23 03:59	1

Method: TO-15 - Volatile Organic Compounds in Ambient Air

Lab Sample ID: MB 200-190174/5
Matrix: Air
Analysis Batch: 190174

Client Sample ID: Method Blank
Prep Type: Total/NA

Analyte	MB Result	MB Qualifier	RL	MDL	Unit	D	Prepared	Analyzed	Dil Fac
Dichlorodifluoromethane	ND		2.5	0.54	ug/m3			04/10/23 14:33	1
Freon 22	ND		1.8	0.42	ug/m3			04/10/23 14:33	1
1,2-Dichlorotetrafluoroethane	ND		1.4	0.34	ug/m3			04/10/23 14:33	1
Chloromethane	ND		1.0	0.31	ug/m3			04/10/23 14:33	1
n-Butane	ND		1.2	0.48	ug/m3			04/10/23 14:33	1
Vinyl chloride	ND		0.51	0.054	ug/m3			04/10/23 14:33	1
1,3-Butadiene	ND		0.44	0.086	ug/m3			04/10/23 14:33	1
Bromomethane	ND		0.78	0.28	ug/m3			04/10/23 14:33	1
Chloroethane	ND		1.3	0.47	ug/m3			04/10/23 14:33	1
Bromoethene(Vinyl Bromide)	ND		0.87	0.22	ug/m3			04/10/23 14:33	1
Trichlorofluoromethane	ND		1.1	0.28	ug/m3			04/10/23 14:33	1
Freon TF	ND		1.5	0.41	ug/m3			04/10/23 14:33	1
1,1-Dichloroethene	ND		0.79	0.10	ug/m3			04/10/23 14:33	1
Acetone	ND		12	3.8	ug/m3			04/10/23 14:33	1
Isopropyl alcohol	ND		12	3.9	ug/m3			04/10/23 14:33	1
Carbon disulfide	ND		1.6	0.40	ug/m3			04/10/23 14:33	1
3-Chloropropene	ND		1.6	0.38	ug/m3			04/10/23 14:33	1
Methylene Chloride	ND		1.7	0.63	ug/m3			04/10/23 14:33	1
tert-Butyl alcohol	ND		15	3.6	ug/m3			04/10/23 14:33	1
Methyl tert-butyl ether	ND		0.72	0.13	ug/m3			04/10/23 14:33	1
trans-1,2-Dichloroethene	ND		0.79	0.091	ug/m3			04/10/23 14:33	1
n-Hexane	ND		1.8	0.39	ug/m3			04/10/23 14:33	1
1,1-Dichloroethane	ND		0.81	0.10	ug/m3			04/10/23 14:33	1
Methyl Ethyl Ketone	ND		1.5	1.4	ug/m3			04/10/23 14:33	1
cis-1,2-Dichloroethene	ND		0.79	0.083	ug/m3			04/10/23 14:33	1
1,2-Dichloroethene, Total	ND		1.6	0.083	ug/m3			04/10/23 14:33	1
Chloroform	ND		0.98	0.20	ug/m3			04/10/23 14:33	1
Tetrahydrofuran	ND		15	3.8	ug/m3			04/10/23 14:33	1
1,1,1-Trichloroethane	ND		1.1	0.24	ug/m3			04/10/23 14:33	1
Cyclohexane	ND		0.69	0.20	ug/m3			04/10/23 14:33	1
Carbon tetrachloride	ND		1.3	0.14	ug/m3			04/10/23 14:33	1
2,2,4-Trimethylpentane	ND		0.93	0.18	ug/m3			04/10/23 14:33	1
Benzene	ND		0.64	0.14	ug/m3			04/10/23 14:33	1
1,2-Dichloroethane	ND		0.81	0.38	ug/m3			04/10/23 14:33	1
n-Heptane	ND		0.82	0.23	ug/m3			04/10/23 14:33	1
Trichloroethene	ND		1.1	0.13	ug/m3			04/10/23 14:33	1
Methyl methacrylate	ND		2.0	0.57	ug/m3			04/10/23 14:33	1
1,2-Dichloropropane	ND		0.92	0.43	ug/m3			04/10/23 14:33	1
1,4-Dioxane	ND		18	4.7	ug/m3			04/10/23 14:33	1
Bromodichloromethane	ND		1.3	0.34	ug/m3			04/10/23 14:33	1
cis-1,3-Dichloropropene	ND		0.91	0.20	ug/m3			04/10/23 14:33	1
methyl isobutyl ketone	ND		2.0	0.53	ug/m3			04/10/23 14:33	1
Toluene	ND		0.75	0.16	ug/m3			04/10/23 14:33	1
trans-1,3-Dichloropropene	ND		0.91	0.25	ug/m3			04/10/23 14:33	1
1,1,2-Trichloroethane	ND		1.1	0.40	ug/m3			04/10/23 14:33	1
Tetrachloroethene	ND		1.4	0.14	ug/m3			04/10/23 14:33	1
Methyl Butyl Ketone (2-Hexanone)	ND		2.0	0.61	ug/m3			04/10/23 14:33	1
Dibromochloromethane	ND		1.7	0.54	ug/m3			04/10/23 14:33	1

Method: TO-15 - Volatile Organic Compounds in Ambient Air (Continued)

Lab Sample ID: MB 200-190174/5
Matrix: Air
Analysis Batch: 190174

Client Sample ID: Method Blank
Prep Type: Total/NA

Analyte	MB Result	MB Qualifier	RL	MDL	Unit	D	Prepared	Analyzed	Dil Fac
1,2-Dibromoethane	ND		1.5	0.32	ug/m3			04/10/23 14:33	1
Chlorobenzene	ND		0.92	0.20	ug/m3			04/10/23 14:33	1
Ethylbenzene	ND		0.87	0.23	ug/m3			04/10/23 14:33	1
m,p-Xylene	ND		2.2	0.41	ug/m3			04/10/23 14:33	1
Xylene, o-	ND		0.87	0.23	ug/m3			04/10/23 14:33	1
Xylene (total)	ND		3.0	0.23	ug/m3			04/10/23 14:33	1
Styrene	ND		0.85	0.25	ug/m3			04/10/23 14:33	1
Bromoform	ND		2.1	1.2	ug/m3			04/10/23 14:33	1
Cumene	ND		0.98	0.20	ug/m3			04/10/23 14:33	1
1,1,2,2-Tetrachloroethane	ND		1.4	0.30	ug/m3			04/10/23 14:33	1
n-Propylbenzene	ND		0.98	0.23	ug/m3			04/10/23 14:33	1
4-Ethyltoluene	ND		0.98	0.24	ug/m3			04/10/23 14:33	1
1,3,5-Trimethylbenzene	ND		0.98	0.23	ug/m3			04/10/23 14:33	1
2-Chlorotoluene	ND		1.0	0.24	ug/m3			04/10/23 14:33	1
tert-Butylbenzene	ND		1.1	0.26	ug/m3			04/10/23 14:33	1
1,2,4-Trimethylbenzene	ND		0.98	0.39	ug/m3			04/10/23 14:33	1
sec-Butylbenzene	ND		1.1	0.25	ug/m3			04/10/23 14:33	1
4-Isopropyltoluene	ND		1.1	0.33	ug/m3			04/10/23 14:33	1
1,3-Dichlorobenzene	ND		1.2	0.44	ug/m3			04/10/23 14:33	1
1,4-Dichlorobenzene	ND		1.2	0.54	ug/m3			04/10/23 14:33	1
Benzyl chloride	ND		1.0	0.46	ug/m3			04/10/23 14:33	1
n-Butylbenzene	ND		1.1	0.60	ug/m3			04/10/23 14:33	1
1,2-Dichlorobenzene	ND		1.2	0.40	ug/m3			04/10/23 14:33	1
1,2,4-Trichlorobenzene	ND		3.7	2.4	ug/m3			04/10/23 14:33	1
Hexachlorobutadiene	ND		2.1	1.2	ug/m3			04/10/23 14:33	1
Naphthalene	ND		2.6	1.6	ug/m3			04/10/23 14:33	1

Lab Sample ID: LCS 200-190174/4
Matrix: Air
Analysis Batch: 190174

Client Sample ID: Lab Control Sample
Prep Type: Total/NA

Analyte	Spike Added	LCS Result	LCS Qualifier	Unit	D	%Rec	%Rec Limits
Dichlorodifluoromethane	49.4	61.1		ug/m3		124	61 - 142
Freon 22	35.4	44.4		ug/m3		125	60 - 147
1,2-Dichlorotetrafluoroethane	69.9	82.5		ug/m3		118	71 - 141
Chloromethane	20.6	26.7		ug/m3		129	56 - 141
n-Butane	23.8	23.1		ug/m3		97	53 - 151
Vinyl chloride	25.6	22.5		ug/m3		88	61 - 135
1,3-Butadiene	22.1	19.1		ug/m3		86	58 - 139
Bromomethane	38.8	44.5		ug/m3		115	72 - 124
Chloroethane	26.4	30.6		ug/m3		116	68 - 130
Bromoethene(Vinyl Bromide)	43.7	47.7		ug/m3		109	75 - 125
Trichlorofluoromethane	56.2	56.3		ug/m3		100	70 - 129
Freon TF	76.6	74.8		ug/m3		98	70 - 121
1,1-Dichloroethene	39.6	35.6		ug/m3		90	68 - 120
Acetone	23.7	25.0		ug/m3		105	54 - 154
Isopropyl alcohol	24.6	27.4		ug/m3		111	53 - 142
Carbon disulfide	31.1	30.6		ug/m3		98	71 - 138
3-Chloropropene	31.3	22.0		ug/m3		70	50 - 150

Method: TO-15 - Volatile Organic Compounds in Ambient Air (Continued)

Lab Sample ID: LCS 200-190174/4
Matrix: Air
Analysis Batch: 190174

Client Sample ID: Lab Control Sample
Prep Type: Total/NA

Analyte	Spike Added	LCS Result	LCS Qualifier	Unit	D	%Rec	%Rec Limits
Methylene Chloride	34.7	34.8		ug/m3		100	59 - 137
tert-Butyl alcohol	30.3	32.4		ug/m3		107	66 - 132
Methyl tert-butyl ether	36.0	33.9		ug/m3		94	70 - 127
trans-1,2-Dichloroethene	39.6	36.1		ug/m3		91	69 - 137
n-Hexane	35.2	33.5		ug/m3		95	63 - 138
1,1-Dichloroethane	40.5	36.1		ug/m3		89	66 - 130
Methyl Ethyl Ketone	29.5	29.7		ug/m3		101	72 - 124
cis-1,2-Dichloroethene	39.6	33.9		ug/m3		86	72 - 121
Chloroform	48.8	45.4		ug/m3		93	73 - 124
Tetrahydrofuran	29.5	29.9		ug/m3		101	60 - 149
1,1,1-Trichloroethane	54.6	48.6		ug/m3		89	72 - 127
Cyclohexane	34.4	31.7		ug/m3		92	76 - 124
Carbon tetrachloride	62.9	53.4		ug/m3		85	71 - 133
2,2,4-Trimethylpentane	46.7	44.6		ug/m3		96	68 - 131
Benzene	31.9	29.6		ug/m3		93	73 - 119
1,2-Dichloroethane	40.5	37.0		ug/m3		92	68 - 135
n-Heptane	41.0	39.4		ug/m3		96	60 - 142
Trichloroethene	53.7	46.7		ug/m3		87	73 - 122
Methyl methacrylate	40.9	40.4		ug/m3		99	73 - 129
1,2-Dichloropropane	46.2	43.9		ug/m3		95	69 - 128
1,4-Dioxane	36.0	42.3		ug/m3		117	66 - 129
Bromodichloromethane	67.0	61.8		ug/m3		92	75 - 127
cis-1,3-Dichloropropene	45.4	43.7		ug/m3		96	74 - 125
methyl isobutyl ketone	41.0	45.0		ug/m3		110	58 - 144
Toluene	37.7	35.0		ug/m3		93	75 - 122
trans-1,3-Dichloropropene	45.4	43.2		ug/m3		95	74 - 128
1,1,2-Trichloroethane	54.6	50.8		ug/m3		93	75 - 126
Tetrachloroethene	67.8	57.3		ug/m3		85	70 - 125
Methyl Butyl Ketone (2-Hexanone)	41.0	42.6		ug/m3		104	57 - 143
Dibromochloromethane	85.2	79.0		ug/m3		93	73 - 125
1,2-Dibromoethane	76.8	71.8		ug/m3		93	78 - 122
Chlorobenzene	46.0	42.5		ug/m3		92	76 - 119
Ethylbenzene	43.4	40.1		ug/m3		92	74 - 122
m,p-Xylene	86.8	79.9		ug/m3		92	76 - 121
Xylene, o-	43.4	40.1		ug/m3		92	73 - 123
Styrene	42.6	40.2		ug/m3		94	74 - 125
Bromoform	103	97.8		ug/m3		95	53 - 149
Cumene	49.1	45.4		ug/m3		92	73 - 123
1,1,2,2-Tetrachloroethane	68.6	65.0		ug/m3		95	74 - 126
n-Propylbenzene	49.1	45.8		ug/m3		93	73 - 127
4-Ethyltoluene	49.2	45.8		ug/m3		93	75 - 129
1,3,5-Trimethylbenzene	49.2	45.6		ug/m3		93	72 - 126
2-Chlorotoluene	51.8	48.3		ug/m3		93	74 - 126
tert-Butylbenzene	54.9	50.7		ug/m3		92	71 - 125
1,2,4-Trimethylbenzene	49.2	46.0		ug/m3		94	71 - 129
sec-Butylbenzene	54.9	51.2		ug/m3		93	70 - 128
4-Isopropyltoluene	54.9	51.5		ug/m3		94	68 - 130
1,3-Dichlorobenzene	60.1	55.6		ug/m3		92	69 - 131

Method: TO-15 - Volatile Organic Compounds in Ambient Air (Continued)

Lab Sample ID: LCS 200-190174/4
Matrix: Air
Analysis Batch: 190174

Client Sample ID: Lab Control Sample
Prep Type: Total/NA

Analyte	Spike Added	LCS Result	LCS Qualifier	Unit	D	%Rec	%Rec Limits
1,4-Dichlorobenzene	60.1	55.9		ug/m3		93	67 - 132
Benzyl chloride	51.8	49.2		ug/m3		95	60 - 136
n-Butylbenzene	54.9	52.6		ug/m3		96	65 - 137
1,2-Dichlorobenzene	60.1	55.6		ug/m3		92	68 - 129
1,2,4-Trichlorobenzene	74.2	69.3		ug/m3		93	50 - 150
Hexachlorobutadiene	107	98.1		ug/m3		92	58 - 130
Naphthalene	52.4	49.8		ug/m3		95	50 - 150

Lab Sample ID: 480-207413-8 DU
Matrix: Air
Analysis Batch: 190174

Client Sample ID: 7E-IA-2-032923
Prep Type: Total/NA

Analyte	Sample Result	Sample Qualifier	DU Result	DU Qualifier	Unit	D	RPD	RPD Limit
Dichlorodifluoromethane	3.2		3.18		ug/m3		1	25
Freon 22	2.7		2.69		ug/m3		2	25
1,2-Dichlorotetrafluoroethane	ND		ND		ug/m3		NC	25
Chloromethane	1.3		1.33		ug/m3		1	25
n-Butane	0.73	J	0.744	J	ug/m3		2	25
Vinyl chloride	ND		ND		ug/m3		NC	25
1,3-Butadiene	ND		ND		ug/m3		NC	25
Bromomethane	ND		ND		ug/m3		NC	25
Chloroethane	ND		ND		ug/m3		NC	25
Bromoethene(Vinyl Bromide)	ND		ND		ug/m3		NC	25
Trichlorofluoromethane	1.2		1.26		ug/m3		3	25
Freon TF	0.44	J	0.467	J	ug/m3		6	25
1,1-Dichloroethene	ND		ND		ug/m3		NC	25
Acetone	4.7	J	4.68	J	ug/m3		1	25
Isopropyl alcohol	6.0	J	5.78	J	ug/m3		4	25
Carbon disulfide	ND		ND		ug/m3		NC	25
3-Chloropropene	ND		ND		ug/m3		NC	25
Methylene Chloride	1.2	J	1.18	J	ug/m3		3	25
tert-Butyl alcohol	ND		ND		ug/m3		NC	25
Methyl tert-butyl ether	ND		ND		ug/m3		NC	25
trans-1,2-Dichloroethene	ND		ND		ug/m3		NC	25
n-Hexane	2.3		2.28		ug/m3		1	25
1,1-Dichloroethane	ND		ND		ug/m3		NC	25
Methyl Ethyl Ketone	ND		ND		ug/m3		NC	25
cis-1,2-Dichloroethene	0.19	J	0.180	J	ug/m3		7	25
1,2-Dichloroethene, Total	0.19	J	0.180	J	ug/m3		5	25
Chloroform	ND		ND		ug/m3		NC	25
Tetrahydrofuran	ND		ND		ug/m3		NC	25
1,1,1-Trichloroethane	ND		ND		ug/m3		NC	25
Cyclohexane	ND		ND		ug/m3		NC	25
Carbon tetrachloride	0.21	J	0.220	J	ug/m3		5	25
2,2,4-Trimethylpentane	ND		ND		ug/m3		NC	25
Benzene	0.19	J	0.187	J	ug/m3		0.7	25
1,2-Dichloroethane	ND		ND		ug/m3		NC	25
n-Heptane	ND		ND		ug/m3		NC	25
Trichloroethene	0.16	J	0.145	J	ug/m3		8	25

Method: TO-15 - Volatile Organic Compounds in Ambient Air (Continued)

Lab Sample ID: 480-207413-8 DU
Matrix: Air
Analysis Batch: 190174

Client Sample ID: 7E-IA-2-032923
Prep Type: Total/NA

Analyte	Sample Result	Sample Qualifier		DU Result	DU Qualifier	Unit	D			RPD	RPD Limit
Methyl methacrylate	0.97	J		0.956	J	ug/m3				1	25
1,2-Dichloropropane	ND			ND		ug/m3				NC	25
1,4-Dioxane	ND			ND		ug/m3				NC	25
Bromodichloromethane	ND			ND		ug/m3				NC	25
cis-1,3-Dichloropropene	ND			ND		ug/m3				NC	25
methyl isobutyl ketone	ND			ND		ug/m3				NC	25
Toluene	ND			ND		ug/m3				NC	25
trans-1,3-Dichloropropene	ND			ND		ug/m3				NC	25
1,1,2-Trichloroethane	ND			ND		ug/m3				NC	25
Tetrachloroethene	ND			ND		ug/m3				NC	25
Methyl Butyl Ketone (2-Hexanone)	ND			ND		ug/m3				NC	25
Dibromochloromethane	ND			ND		ug/m3				NC	25
1,2-Dibromoethane	ND			ND		ug/m3				NC	25
Chlorobenzene	ND			ND		ug/m3				NC	25
Ethylbenzene	ND			ND		ug/m3				NC	25
m,p-Xylene	ND			ND		ug/m3				NC	25
Xylene, o-	ND			ND		ug/m3				NC	25
Xylene (total)	ND			ND		ug/m3				NC	25
Styrene	ND			ND		ug/m3				NC	25
Bromoform	ND			ND		ug/m3				NC	25
Cumene	ND			ND		ug/m3				NC	25
1,1,2,2-Tetrachloroethane	ND			ND		ug/m3				NC	25
n-Propylbenzene	ND			ND		ug/m3				NC	25
4-Ethyltoluene	ND			ND		ug/m3				NC	25
1,3,5-Trimethylbenzene	ND			ND		ug/m3				NC	25
2-Chlorotoluene	ND			ND		ug/m3				NC	25
tert-Butylbenzene	ND			ND		ug/m3				NC	25
1,2,4-Trimethylbenzene	ND			ND		ug/m3				NC	25
sec-Butylbenzene	ND			ND		ug/m3				NC	25
4-Isopropyltoluene	ND			ND		ug/m3				NC	25
1,3-Dichlorobenzene	ND			ND		ug/m3				NC	25
1,4-Dichlorobenzene	ND			ND		ug/m3				NC	25
Benzyl chloride	ND			ND		ug/m3				NC	25
n-Butylbenzene	ND			ND		ug/m3				NC	25
1,2-Dichlorobenzene	ND			ND		ug/m3				NC	25
1,2,4-Trichlorobenzene	ND			ND		ug/m3				NC	25
Hexachlorobutadiene	ND			ND		ug/m3				NC	25
Naphthalene	ND			ND		ug/m3				NC	25

QC Association Summary

Client: GHD Services Inc.
Project/Site: 058507-256042, GM-Lockport Air Samples

Job ID: 480-207413-1

Air - GC/MS VOA

Analysis Batch: 190174

Lab Sample ID	Client Sample ID	Prep Type	Matrix	Method	Prep Batch
480-207413-1	OA-2-032923	Total/NA	Air	TO-15	
480-207413-2	7W-IA-1-032923	Total/NA	Air	TO-15	
480-207413-3	7W-IA-2-032923	Total/NA	Air	TO-15	
480-207413-4	7W-IA-3-032923	Total/NA	Air	TO-15	
480-207413-5	7W-IA-4-032923	Total/NA	Air	TO-15	
480-207413-6	7W-IA-5-032923	Total/NA	Air	TO-15	
480-207413-7	7E-IA-1-032923	Total/NA	Air	TO-15	
480-207413-8	7E-IA-2-032923	Total/NA	Air	TO-15	
MB 200-190174/5	Method Blank	Total/NA	Air	TO-15	
LCS 200-190174/4	Lab Control Sample	Total/NA	Air	TO-15	
480-207413-8 DU	7E-IA-2-032923	Total/NA	Air	TO-15	

Lab Chronicle

Client: GHD Services Inc.
Project/Site: 058507-256042, GM-Lockport Air Samples

Job ID: 480-207413-1

Client Sample ID: OA-2-032923 — Lab Sample ID: 480-207413-1

Date Collected: 03/29/23 14:23 — **Matrix: Air**
Date Received: 03/31/23 10:40

Prep Type	Batch Type	Batch Method	Run	Dilution Factor	Batch Number	Analyst	Lab	Prepared or Analyzed
Total/NA	Analysis	TO-15		1	190174	A1B	EET BUR	04/10/23 17:26

Client Sample ID: 7W-IA-1-032923 — Lab Sample ID: 480-207413-2

Date Collected: 03/29/23 15:46 — **Matrix: Air**
Date Received: 03/31/23 10:40

Prep Type	Batch Type	Batch Method	Run	Dilution Factor	Batch Number	Analyst	Lab	Prepared or Analyzed
Total/NA	Analysis	TO-15		1	190174	A1B	EET BUR	04/10/23 18:24

Client Sample ID: 7W-IA-2-032923 — Lab Sample ID: 480-207413-3

Date Collected: 03/29/23 14:31 — **Matrix: Air**
Date Received: 03/31/23 10:40

Prep Type	Batch Type	Batch Method	Run	Dilution Factor	Batch Number	Analyst	Lab	Prepared or Analyzed
Total/NA	Analysis	TO-15		1	190174	A1B	EET BUR	04/10/23 19:21

Client Sample ID: 7W-IA-3-032923 — Lab Sample ID: 480-207413-4

Date Collected: 03/29/23 16:31 — **Matrix: Air**
Date Received: 03/31/23 10:40

Prep Type	Batch Type	Batch Method	Run	Dilution Factor	Batch Number	Analyst	Lab	Prepared or Analyzed
Total/NA	Analysis	TO-15		1	190174	A1B	EET BUR	04/11/23 00:08

Client Sample ID: 7W-IA-4-032923 — Lab Sample ID: 480-207413-5

Date Collected: 03/29/23 16:50 — **Matrix: Air**
Date Received: 03/31/23 10:40

Prep Type	Batch Type	Batch Method	Run	Dilution Factor	Batch Number	Analyst	Lab	Prepared or Analyzed
Total/NA	Analysis	TO-15		1	190174	A1B	EET BUR	04/11/23 01:06

Client Sample ID: 7W-IA-5-032923 — Lab Sample ID: 480-207413-6

Date Collected: 03/29/23 16:38 — **Matrix: Air**
Date Received: 03/31/23 10:40

Prep Type	Batch Type	Batch Method	Run	Dilution Factor	Batch Number	Analyst	Lab	Prepared or Analyzed
Total/NA	Analysis	TO-15		1	190174	A1B	EET BUR	04/11/23 02:04

Client Sample ID: 7E-IA-1-032923 — Lab Sample ID: 480-207413-7

Date Collected: 03/29/23 15:35 — **Matrix: Air**
Date Received: 03/31/23 10:40

Prep Type	Batch Type	Batch Method	Run	Dilution Factor	Batch Number	Analyst	Lab	Prepared or Analyzed
Total/NA	Analysis	TO-15		1	190174	A1B	EET BUR	04/11/23 03:02

Lab Chronicle

Client: GHD Services Inc.
Project/Site: 058507-256042, GM-Lockport Air Samples

Job ID: 480-207413-1

Client Sample ID: 7E-IA-2-032923

Date Collected: 03/29/23 15:40
Date Received: 03/31/23 10:40

Lab Sample ID: 480-207413-8

Matrix: Air

Prep Type	Batch Type	Batch Method	Run	Dilution Factor	Batch Number	Analyst	Lab	Prepared or Analyzed
Total/NA	Analysis	TO-15		1	190174	A1B	EET BUR	04/11/23 03:59

Laboratory References:

EET BUR = Eurofins Burlington, 530 Community Drive, Suite 11, South Burlington, VT 05403, TEL (802)660-1990

Accreditation/Certification Summary

Client: GHD Services Inc.
Project/Site: 058507-256042, GM-Lockport Air Samples

Job ID: 480-207413-1

Laboratory: Eurofins Burlington

Unless otherwise noted, all analytes for this laboratory were covered under each accreditation/certification below.

Authority	Program	Identification Number	Expiration Date
New York	NELAP	10391	04-01-24

The following analytes are included in this report, but the laboratory is not certified by the governing authority. This list may include analytes for which the agency does not offer certification.

Analysis Method	Prep Method	Matrix	Analyte
TO-15		Air	1,2-Dichloroethene, Total
TO-15		Air	4-Ethyltoluene
TO-15		Air	4-Isopropyltoluene
TO-15		Air	Freon 22
TO-15		Air	Methyl Butyl Ketone (2-Hexanone)
TO-15		Air	n-Butane
TO-15		Air	n-Butylbenzene
TO-15		Air	n-Propylbenzene
TO-15		Air	sec-Butylbenzene
TO-15		Air	tert-Butylbenzene
TO-15		Air	Tetrahydrofuran

Method Summary

Client: GHD Services Inc.
Project/Site: 058507-256042, GM-Lockport Air Samples

Job ID: 480-207413-1

Method	Method Description	Protocol	Laboratory
TO-15	Volatile Organic Compounds in Ambient Air	EPA	EET BUR

Protocol References:

EPA = US Environmental Protection Agency

Laboratory References:

EET BUR = Eurofins Burlington, 530 Community Drive, Suite 11, South Burlington, VT 05403, TEL (802)660-1990

Sample Summary

Client: GHD Services Inc.
Project/Site: 058507-256042, GM-Lockport Air Samples

Job ID: 480-207413-1

Lab Sample ID	Client Sample ID	Matrix	Collected	Received	Asset ID
480-207413-1	OA-2-032923	Air	03/29/23 14:23	03/31/23 10:40	Air Canister (6-Liter) #4473
480-207413-2	7W-IA-1-032923	Air	03/29/23 15:46	03/31/23 10:40	Air Canister (6-Liter) #5051
480-207413-3	7W-IA-2-032923	Air	03/29/23 14:31	03/31/23 10:40	Air Canister (6-Liter) #5084
480-207413-4	7W-IA-3-032923	Air	03/29/23 16:31	03/31/23 10:40	Air Canister (6-Liter) #6267
480-207413-5	7W-IA-4-032923	Air	03/29/23 16:50	03/31/23 10:40	Air Canister (6-Liter) #3563
480-207413-6	7W-IA-5-032923	Air	03/29/23 16:38	03/31/23 10:40	Air Canister (6-Liter) #2568
480-207413-7	7E-IA-1-032923	Air	03/29/23 15:35	03/31/23 10:40	Air Canister (6-Liter) #3153
480-207413-8	7E-IA-2-032923	Air	03/29/23 15:40	03/31/23 10:40	Air Canister (6-Liter) #3659

Post-Sampling Air Canister Pressure Check Record

Login # (w/ Location Code)	Date	Time (Military)	Lab BP ("Hg)	Lab Temp (°C)	Pressure Gauge ID	Analyst
480-207413	03/31/23	16:23	29.9	24	G20	ZK

Sampling Information and Return Equipment Check	Yes	No	Comments
(1) Is a Field Test Data Sheet (FTDS) or similar sampling documentation present?	Yes		
(2) Is the flow controller ID used for each canister recorded?	Yes		
(3) MA MCP & NJ DKQP: Check return flow rate for flow controllers		NO	
(4) Is visible sign of damage to canister and/or flow controller (FC) present?		NO	

If damage observed, list equipment IDs and describe condition:

Post-Sampling Return Pressure Check

Lab ID	Canister ID	Pressure[1] ("Hg)	Anomaly[2] (Y/N)	FC ID[3]	FC Check[4] Reference	FC Return (Y/N)	Can Cert Batch ID	Comments
480-207413-A-1	4473	-8.1	N	3439	95/70	Y	5031-54739	
480-207413-A-2	5051	-8.8	N	6552	95/70	Y	34001304-54739	
480-207413-A-3	5084	-8.9	N	3943	95/65	Y	34001304-54739	
480-207413-A-4	6267	-19.9	Y	4743	95/70	Y	5076-54724	
480-207413-A-5	3563	-8.7	N	8533	95/76	Y	34001304-54739	
480-207413-A-6	2568	-8.6	N	4504	95/64	Y	5031-54739	
480-207413-A-7	3153	-9.0	N	3062	95/70	Y	34001304-54739	
480-207413-A-8	3659	~~-24.6~~	Y	2934	95/64	Y	34001304-54739	
		-1.7	UW 4/10/23					

[1] Criteria: Return Pressure should be between -1 and -10 ("Hg) with the exception of grab samples or those using 100 or 200mL/minute flow controllers. These samples must be returned at no lower than -10"Hg, but have no specific criteria otherwise.

[2] If return pressure is not within criteria, initiate Non-Conformance Memo.

[3] Record the ID of the FC used for sampling if information is provided, otherwise leave blank.

[4] Record the Flow Controller Set Flow Rate Logbook ID and Page number in which the original FC Check was recorded

Eurofins TestAmerica, Burlington
530 Community Drive
Suite 11
South Burlington, VT 05403-6809
phone 802.660.1990 fax 802.660.1919

Canister Samples Chain of Custody Record

TestAmerica Laboratories, Inc. assumes no liability with respect to the collection and shipment of these samples

eurofins | Environment Testing America

TestAmerica Laboratories, Inc. d/b/a Eurofins TestAmerica

Client Contact Information	**Client Project Manager:** Thomas Bohlen	**Samples Collected By:** M. Brown / R. Millville
Company Name: GZA	**Phone:**	
Address: 300 Pearl St. Suite 700	**Email:** Thomas.Bohlen@GZA.com	
City/State/Zip: Buffalo, NY 14202		
Phone: (716)803-5717	**Site Contact:** Thomas Bohlen	
FAX:	**Tel/Fax**	
Project Name: GM Lockport	**Analysis Turnaround Time**	
Site/Location:	Standard (Specific). X	
PO# 21.0056546.20	Rush (Specifiy)	

480-207413 Chain of Custody

COC No: 1 of 1 COCs

TALS Project #:

For Lab Use Only:
Walk-in Client:
Lab Sampling:

Job / SDG No.:

(See below for Add'l Items)

Sample Identification	Sample Start Date	Time Start	Sample End Date	Time Stop	Canister Vacuum in Field, "Hg (Start)	Canister Vacuum in Field, "Hg (Stop)	Flow Controller ID	Canister ID	TO-14/15 (S	TO-15 SIM	EPA 3C	EPA 25C	ASTM D-19	EPA 15/16	Other (Please specify in notes section)	Sample Type	Indoor Air/Ambient Air	Sub-Slab	Soil Gas	Soil Vapor Extraction (SVE)	Landfill Gas	Other (Please specify in notes section)	Sample Specific Notes:
OA-2-032923	3/29/23	0814	3/29/23	1423	27	5	3439	4473	X														Outdoor air
7W-1A-1-032923		0820		1546	26	5	6552	5051		X							X						
7W-1A-2-032923		0827		1531	28	5	3943	5084		X							X						
7W-1A-3-032923		0831		1631	29	19	4743	5267		X							X						7W-1A-3 regulator stuck
7W-1A-4-032923		0838		1650	29	7	8533	3563		X							X						at 19 Hg at 1400
7W-1A-5-032923		0838		1638	30	8	4504	2568		X							X						
7E-1A-1-032923		0847		1535	27	5	3062	3153		X							X						
7E-1A-2-032923	—	0850	—	1540	27	6	3934	3659		X							X						

Temperature (Fahrenheit)			
Start	Interior 68	Ambient 40	
Stop	68	42	

Pressure (inches of Hg)			
Start	Interior	Ambient	
Stop			

Special Instructions/QC Requirements & Comments:

Samples Shipped by:	**Date / Time:**	**Samples Received by:**	3/31/23 1040
Samples Relinquished by:	**Date / Time:** 3/29/23 1710	**Received by:** LL 3/29/23 1710	
Relinquished by:	**Date / Time:**	**Received by:**	
Lab Use Only: **Shipper Name:**	**Opened by:**	**Condition:**	

Form No. CA-C-WI-003, Rev. 2.28, dated 1/8/2021

ORIGIN ID:DKKA (716) 691-2600
SAMPLE RECEIPT
EUROFINS BUFFALO
10 HAZELWOOD DR

AMHERST, NY 14228
UNITED STATES US

SHIP DATE: 30MAR23
ACTWGT: 34.35 LB
CAD: 846654/CAFE3621
DIMS: 21x21x17 IN

BILL SENDER

TO SAMPLE MGT.
EUROFINS BURLINGTON
530 COMMUNITY DRIVE
SUITE 11
SOUTH BURLINGTON VT 05403
(802) 923-1026
REF: EUROFINS BURLINGTON

FedEx Express

J223022060601 un

FRI - 31 MAR 10:30A
PRIORITY OVERNIGHT

NX BTVA

MPS# 0263 6159 4586 8096

05403
VT-US BTV

ORIGIN ID:DKKA (716) 691-2600
SAMPLE RECEIPT
EUROFINS BUFFALO
10 HAZELWOOD DR

AMHERST, NY 14228
UNITED STATES US

SHIP DATE: 30MAR23
ACTWGT: 34.35 LB
CAD: 846654/CAFE3621
DIMS: 21x21x17 IN

BILL SENDER

TO SAMPLE MGT.
EUROFINS BURLINGTON
530 COMMUNITY DRIVE
SUITE 11
SOUTH BURLINGTON VT 05403
(802) 923-1026
REF: EUROFINS BURLINGTON

FedEx Express

J223022060601 un

3 of 3

MPS# 0263 6159 4586 8100

Mstr# 6159 4586 8085 0201

FRI - 31 MAR 10:30A
PRIORITY OVERNIGHT

NX BTVA

05403
VT-US BTV

Login Sample Receipt Checklist

Client: GHD Services Inc.

Job Number: 480-207413-1

Login Number: 207413
List Number: 1
Creator: Khudaier, Zahraa

List Source: Eurofins Buffalo

Question	Answer	Comment
Radioactivity wasn't checked or is </= background as measured by a survey meter.	N/A	Lab does not accept radioactive samples.
The cooler's custody seal, if present, is intact.	N/A	Not present
Sample custody seals, if present, are intact.	True	
The cooler or samples do not appear to have been compromised or tampered with.	True	
Samples were received on ice.	N/A	Thermal preservation not required.
Cooler Temperature is acceptable.	True	
Cooler Temperature is recorded.	N/A	Thermal preservation not required.
COC is present.	True	
COC is filled out in ink and legible.	True	
COC is filled out with all pertinent information.	True	
Is the Field Sampler's name present on COC?	True	
There are no discrepancies between the containers received and the COC.	True	
Samples are received within Holding Time (excluding tests with immediate HTs)	True	
Sample containers have legible labels.	True	
Containers are not broken or leaking.	True	
Sample collection date/times are provided.	True	
Appropriate sample containers are used.	True	
Sample bottles are completely filled.	N/A	
Sample Preservation Verified.	True	
There is sufficient vol. for all requested analyses, incl. any requested MS/MSDs	True	
Containers requiring zero headspace have no headspace or bubble is <6mm (1/4").	True	
Multiphasic samples are not present.	True	
Samples do not require splitting or compositing.	True	
Residual Chlorine Checked.	N/A	

Login Sample Receipt Checklist

Client: GHD Services Inc.

Job Number: 480-207413-1

Login Number: 207413
List Number: 2
Creator: Khudaier, Zahraa

List Source: Eurofins Burlington
List Creation: 03/31/23 03:53 PM

Question	Answer	Comment
Radioactivity wasn't checked or is </= background as measured by a survey meter.	True	
The cooler's custody seal, if present, is intact.	True	
Sample custody seals, if present, are intact.	True	
The cooler or samples do not appear to have been compromised or tampered with.	True	
Samples were received on ice.	True	
Cooler Temperature is acceptable.	True	
Cooler Temperature is recorded.	True	
COC is present.	True	
COC is filled out in ink and legible.	True	
COC is filled out with all pertinent information.	True	
Is the Field Sampler's name present on COC?	True	
There are no discrepancies between the containers received and the COC.	True	
Samples are received within Holding Time (excluding tests with immediate HTs)	True	
Sample containers have legible labels.	True	
Containers are not broken or leaking.	True	
Sample collection date/times are provided.	True	
Appropriate sample containers are used.	True	
Sample bottles are completely filled.	True	
Sample Preservation Verified.	True	
There is sufficient vol. for all requested analyses, incl. any requested MS/MSDs	True	
Containers requiring zero headspace have no headspace or bubble is <6mm (1/4").	True	
Multiphasic samples are not present.	True	
Samples do not require splitting or compositing.	True	
Residual Chlorine Checked.	True	

Pre-Shipment Clean Canister Certification Report

Canister Cleaning & Pre-Shipment Leak Test

System ID	Max DF#	# Cycles	Cleaning Start Date/Time		System Start Temp(s):		Technician	Can Size	Certification Type:
Bottom Rack	10	25	3/15/2023	1423	22	22	SML	6 liter	batch

Port	Can ID	Initial[1] (psia)	Final (psia)	Diff.[3]	Final ("Hg)	Initial Reading Gauge:	Date:	Time:	Tech:	Temp:	Final Reading Gauge:	Date:	Time:	Tech:	Temp:
1	5287	.04	.20	.16	29.3	G26	3/16/23	1311	—	22.0	G26	3/17/23	1216	—	22.0
2	4801		.04	Ø		G26					G26				
3	4295		.04	Ø		G26					G26				
4	2691		.04	Ø		G26					G26				
5	2533		.28	.24		G26					G26				
6	34000991		.04	Ø		G26					G26				
7	6021		.04	Ø		G26					G26				
8	3559		.27	.23		G26					G26				
9	5466		.24	.20		G26					G26				
10	2680		.04	Ø		G26					G26				
11	5076	.04	.04	Ø	29.7	G26	3/17/23	1301	—	22.0	G26	3/20/23	1530	—	22.0
12	34000155	.04	.11	.07	29.3	G26	3/16/23	1311	—	22.0	G26	—	1216	—	22.0

[1] Batch Certification: The reading is taken on the "batch" canister and this value is used as the initial pressure for all canisters in the batch.

[3] Difference = Final Pressure - Initial Pressure . Acceptance Criteria: (1) The difference must be less than or equal to + 0.25psi. (2) Pressure readings must be at least 24 hours apart.

If time frame was not met, the PM must authorize shipment of canister **PM Authorization** **Date:**

Clean Canister Certification Analysis & Authorization of Release to Inventory

Test Method: ☐ TO15 Routine ☐ TO15 LL

Can ID	Date	Sequence	Analyst	Inventory Level 1	2	3	4	Secondary Review Limited	Review Date	Reviewer
5076	3/17/23	54724	ABL		XXXXXXX				3/17/23	CL

Inventory Level 1: Individual Canister Certification (TO15LL 0.01).

Inventory Level 2: Individual or Batch Certification (TO15 0.04 ppbv).

Inventory Level 3: Individual or Batch Certification (TO15 0.2 ppbv).

Inventory Level Limited: Canisters may only be used for certain projects.

Dup Tees/Vac gauges (enter IDs if included):

Comments:

Form ID: FAI023:12
Revision Date: 12/18/2018

TestAmerica Burlington

200-67278-A-11
5076
Location: Air-Storage
Bottle: Summa Canister 6L
Sampled: 3/15/2023 12:00 AM 200-1714829

Loc: 200
67278
#11 A
Air-Storag

Pre-Shipment Clean Canister Certification Report

Canister Cleaning & Pre-Shipment Leak Test

System ID	Max DF#	# Cycles	Cleaning Start Date/Time		System Start Temp(s):		Technician	Can Size	Certification Type:
Top Rack	10	25	3/16/2023	1423	22	22	SML	6 liter	batch

Port	Can ID	Initial[1] (psia)	Final (psia)	Diff.[3]	Final ("Hg)	Initial Reading Gauge:	Date:	Time:	Tech:	Temp:	Final Reading Gauge:	Date:	Time:	Tech:	Temp:
1	2687	.04	.04	Ø	29.4	G26	3/17/23	1241	←	22.0	G26	3/18/23	1227	←	22.0
2	3210		.04	Ø		G26					G26				
3	2568		.04	Ø		G26					G26				
4	4307		.21	.17		G26					G26				
5	3344		.04	Ø		G26					G26				
6	4018		.04	Ø		G26					G26				
7	5614		.04	Ø		G26					G26				
8	3350		.04	Ø		G26					G26				
9	4473		.04	Ø		G26					G26				
10	3405		.04	Ø		G26					G26				
11	5431	←	.04	Ø	←	G26	←	←	←	←	G26	←	←	←	←
12	5031	.04	.04	Ø	29.7	G26	3/18/23	1302	←	22.0	G26	3/20/23	1530	←	22.0

[1] Batch Certification: The reading is taken on the "batch" canister and this value is used as the initial pressure for all canisters in the batch.

[3] Difference = Final Pressure - Initial Pressure . Acceptance Criteria: (1) The difference must be less than or equal to + 0.25psi. (2) Pressure readings must be at least 24 hours apart.

If time frame was not met, the PM must authorize shipment of canister **PM Authorization** **Date:**

Clean Canister Certification Analysis & Authorization of Release to Inventory

Test Method: ☐ TO15 Routine ☐ TO15 LL

Can ID	Date	Sequence	Analyst	Inventory Level 1	2	3	4	Secondary Review Limited	Review Date	Revi
5031	3/18/23	54739	SLI		XXXXXXX				3/18/23	CC

Inventory Level 1: Individual Canister Certification (TO15LL 0.01).

Inventory Level 2: Individual or Batch Certification (TO15 0.04 ppbv).

Inventory Level 3: Individual or Batch Certification (TO15 0.2 ppbv).

Inventory Level Limited: Canisters may only be used for certain projects.

Dup Tees/Vac gauges (enter IDs if included):

Comments:

200-67304-A-12
5031
Location: Air-Storage
Bottle: Summa Canister 6L
Sampled: 3/16/2023 12:00 AM 200-1715448

Loc: 200
67304
#12 A
Air-Storag

Form ID: FAI023:12
Revision Date: 12/18/2018

TestAmerica Burlington

Pre-Shipment Clean Canister Certification Report

Canister Cleaning & Pre-Shipment Leak Test

System ID	Max DF#	# Cycles	Cleaning Start Date/Time		System Start Temp(s):		Technician	Can Size	Certification Type:
Oven 1/2	10	50	3/16/2023	1308	22	22	SML	6 liter	batch

Port	Can ID	Initial[1] (psia)	Final (psia)	Diff.[3]	Final ("Hg)	Initial Reading Gauge:	Date:	Time:	Tech:	Temp:	Final Reading Gauge:	Date:	Time:	Tech:	Temp:
1	3659	.04	.04	Ø	29.4	G26	3/17/23	1154	—	22.0	G26	3/18/23	1252	—	22.0
2	5084		.04	Ø		G26					G26				
3	3513		.04	Ø		G26					G26				
4	9287		.04	Ø		G26					G26				
5	3153		.04	Ø		G26					G26				
6	3160		.04	Ø		G26					G26				
7	5456		.04	Ø		G26					G26				
8	3563		.04	Ø		G26					G26				
9	5051		.04	Ø		G26					G26				
10	2786		.04	Ø		G26					G26				
11	2864		.04	Ø		G26					G26				
12	34001304	.04	.04	Ø	29.7	G26	3/18/23	1327	—	22.0	G26	3/20/23	1530	—	22.0

[1] Batch Certification: The reading is taken on the "batch" canister and this value is used as the initial pressure for all canisters in the batch.

[3] Difference = Final Pressure - Initial Pressure . Acceptance Criteria: (1) The difference must be less than or equal to + 0.25psi. (2) Pressure readings must be at least 24 hours apart.

If time frame was not met, the PM must authorize shipment of canister **PM Authorization** **Date:**

Clean Canister Certification Analysis & Authorization of Release to Inventory

Test Method: ☐ TO15 Routine ☐ TO15 LL

Can ID	Date	Sequence	Analyst	Inventory Level 1	2	3	4	Secondary Review Limited	Review Date	Reviewer
34001304	3/18/23	54739	SLI		XXXXXXX				3/18/23	CC

Inventory Level 1: Individual Canister Certification (TO15LL 0.01).

Inventory Level 2: Individual or Batch Certification (TO15 0.04 ppbv).

Inventory Level 3: Individual or Batch Certification (TO15 0.2 ppbv).

Inventory Level Limited: Canisters may only be used for certain projects.

Dup Tees/Vac gauges (enter IDs if included):

Comments:

200-67307-A-12
34001304
Location: Air-Storage
Bottle: Summa Canister 6L
Sampled: 3/16/2023 12:00 AM 200-1715474

Loc: 200
67307
#12 A
Air-Storag

Form ID: FAI023:12
Revision Date: 12/18/2018

TestAmerica Burlington

FORM I
AIR - GC/MS VOA ORGANICS ANALYSIS DATA SHEET

Lab Name: Eurofins Burlington
Job No.: 200-67278-1
SDG No.:
Client Sample ID: 5076
Lab Sample ID: 200-67278-11
Matrix: Air
Lab File ID: 54724-24.D
Analysis Method: TO-15
Date Collected: 03/15/2023 00:00
Sample wt/vol: 1000(mL)
Date Analyzed: 03/17/2023 06:45
Soil Aliquot Vol:
Dilution Factor: 0.2
Soil Extract Vol.:
GC Column: RTX-624 ID: 0.32(mm)
Purge Volume:
Heated Purge: (Y/N) pH:
% Moisture: % Solids:
Level: (low/med) Low
Analysis Batch No.: 189404
Units: ppb v/v

CAS NO.	COMPOUND NAME	RESULT	Q	RL	MDL
100-41-4	Ethylbenzene	0.040	U	0.040	0.010
100-42-5	Styrene	0.040	U	0.040	0.012
10061-01-5	1,3-Dichloropropene, cis-	0.040	U	0.040	0.0090
10061-02-6	1,3-Dichloropropene, trans-	0.040	U	0.040	0.011
106-46-7	1,4-Dichlorobenzene	0.040	U	0.040	0.018
106-93-4	1,2-Dibromoethane	0.040	U	0.040	0.0084
106-99-0	1,3-Butadiene	0.040	U	0.040	0.0078
107-05-1	Allyl chloride	0.10	U	0.10	0.024
107-06-2	1,2-Dichloroethane	0.040	U	0.040	0.019
108-10-1	Methyl isobutyl ketone (MIBK)	0.10	U	0.10	0.026
108-67-8	1,3,5-Trimethylbenzene	0.040	U	0.040	0.0094
108-88-3	Toluene	0.040	U	0.040	0.0084
108-90-7	Chlorobenzene	0.040	U	0.040	0.0088
109-99-9	Tetrahydrofuran	1.0	U	1.0	0.26
110-54-3	Hexane	0.10	U	0.10	0.022
110-82-7	Cyclohexane	0.040	U	0.040	0.012
120-82-1	1,2,4-Trichlorobenzene	0.10	U	0.10	0.066
123-91-1	1,4-Dioxane	0.040	U	0.040	0.016
124-48-1	Dibromochloromethane	0.040	U	0.040	0.013
127-18-4	Tetrachloroethene	0.040	U	0.040	0.0042
142-82-5	n-Heptane	0.040	U	0.040	0.011
156-59-2	1,2-Dichloroethene, cis-	0.040	U	0.040	0.0042
156-60-5	1,2-Dichloroethene, trans-	0.040	U	0.040	0.0046
1634-04-4	Methyl tert-butyl ether	0.040	U	0.040	0.0072
179601-23-1	m,p-Xylene	0.10	U	0.10	0.019
540-84-1	2,2,4-Trimethylpentane	0.040	U	0.040	0.0076
541-73-1	1,3-Dichlorobenzene	0.040	U	0.040	0.015
56-23-5	Carbon tetrachloride	0.040	U	0.040	0.0044
593-60-2	Vinyl bromide	0.040	U	0.040	0.010
622-96-8	4-Ethyltoluene	0.040	U	0.040	0.0098
64-17-5	Ethanol	1.0	U	1.0	0.52
67-63-0	Isopropanol	1.0	U	1.0	0.32
67-64-1	Acetone	1.0	U	1.0	0.32
67-66-3	Chloroform	0.040	U	0.040	0.0082

FORM I
AIR - GC/MS VOA ORGANICS ANALYSIS DATA SHEET

Lab Name: Eurofins Burlington
Job No.: 200-67278-1
SDG No.:
Client Sample ID: 5076
Lab Sample ID: 200-67278-11
Matrix: Air
Lab File ID: 54724-24.D
Analysis Method: TO-15
Date Collected: 03/15/2023 00:00
Sample wt/vol: 1000(mL)
Date Analyzed: 03/17/2023 06:45
Soil Aliquot Vol:
Dilution Factor: 0.2
Soil Extract Vol.:
GC Column: RTX-624 ID: 0.32(mm)
Purge Volume:
Heated Purge: (Y/N) pH:
% Moisture: % Solids:
Level: (low/med) Low
Analysis Batch No.: 189404
Units: ppb v/v

CAS NO.	COMPOUND NAME	RESULT	Q	RL	MDL
71-43-2	Benzene	0.040	U	0.040	0.0088
71-55-6	1,1,1-Trichloroethane	0.040	U	0.040	0.0088
74-83-9	Bromomethane	0.040	U	0.040	0.014
74-87-3	Chloromethane	0.10	U	0.10	0.030
75-00-3	Chloroethane	0.10	U	0.10	0.036
75-01-4	Vinyl chloride	0.040	U	0.040	0.0042
75-09-2	Methylene Chloride	0.10	U	0.10	0.036
75-15-0	Carbon disulfide	0.10	U	0.10	0.026
75-25-2	Bromoform	0.040	U	0.040	0.024
75-27-4	Bromodichloromethane	0.040	U	0.040	0.010
75-34-3	1,1-Dichloroethane	0.040	U	0.040	0.0050
75-35-4	1,1-Dichloroethene	0.040	U	0.040	0.0052
75-65-0	tert-Butyl alcohol	1.0	U	1.0	0.24
75-69-4	Trichlorofluoromethane	0.040	U	0.040	0.010
75-71-8	Dichlorodifluoromethane	0.10	U	0.10	0.022
76-13-1	1,1,2-Trichloro-1,2,2-trifluoroethane	0.040	U	0.040	0.011
76-14-2	1,2-Dichlorotetrafluoroethane	0.040	U	0.040	0.0096
78-87-5	1,2-Dichloropropane	0.040	U	0.040	0.019
78-93-3	Methyl ethyl ketone (MEK)	0.10	U	0.10	0.098
79-00-5	1,1,2-Trichloroethane	0.040	U	0.040	0.015
79-01-6	Trichloroethene	0.040	U	0.040	0.0050
79-34-5	1,1,2,2-Tetrachloroethane	0.040	U	0.040	0.0086
80-62-6	Methyl methacrylate	0.10	U	0.10	0.028
87-68-3	Hexachlorobutadiene	0.040	U	0.040	0.022
91-20-3	Naphthalene	0.10	U	0.10	0.060
95-47-6	Xylene, o-	0.040	U	0.040	0.010
95-49-8	2-Chlorotoluene	0.040	U	0.040	0.0092
95-50-1	1,2-Dichlorobenzene	0.040	U	0.040	0.013
95-63-6	1,2,4-Trimethylbenzene	0.040	U	0.040	0.016
591-78-6	2-Hexanone	0.10	U	0.10	0.030

Eurofins Burlington
Target Compound Quantitation Report

Data File: \\chromfs\Burlington\ChromData\CHX.i\20230316-54724.b\54724-24.D
Lims ID: 200-67278-A-11
Client ID: 5076
Sample Type: Client
Inject. Date: 17-Mar-2023 06:45:30 ALS Bottle#: 23 Worklist Smp#: 24
Purge Vol: 5.000 mL Dil. Factor: 0.2000
Sample Info: 200-0054724-024
Misc. Info.: 67278-11
Operator ID: wrd Instrument ID: CHX.i

Method: \\chromfs\Burlington\ChromData\CHX.i\20230316-54724.b\TO15_MasterMethod_X.m.m
Limit Group: AI_TO15_ICAL
Last Update: 17-Mar-2023 09:07:48 Calib Date: 08-Mar-2023 20:55:30
Integrator: RTE ID Type: Deconvolution ID
Quant Method: Internal Standard Quant By: Initial Calibration
Last ICal File: \\chromfs\Burlington\ChromData\CHX.i\20230308-54617.b\54617-12.D

Column 1 : RTX-624 (0.32 mm) Det: MS SCAN
Process Host: CTX1632

First Level Reviewer: W5NX Date: 17-Mar-2023 09:31:24

Compound	Sig	RT (min.)	Adj RT (min.)	Dlt RT (min.)	Q	Response	OnCol Amt ppb v/v	Flags
1 Propene	41		4.354				ND	
3 Dichlorodifluoromethane	85		4.456				ND	
4 Chlorodifluoromethane	51		4.504				ND	
5 1,2-Dichloro-1,1,2,2-tetrafluoro	85		4.825				ND	
6 Chloromethane	50		4.948				ND	
7 Vinyl chloride	62		5.269				ND	
8 Butane	43		5.269				ND	
9 Butadiene	54		5.387				ND	
10 Bromomethane	94		6.114				ND	
12 Chloroethane	64		6.387				ND	
14 Vinyl bromide	106		6.804				ND	
15 Trichlorofluoromethane	101		6.965				ND	
17 Ethanol	45	7.457	7.380	0.080	97	2891	0.2033	
20 1,1-Dichloroethene	96		8.029				ND	
21 1,1,2-Trichloro-1,2,2-trifluoroe	101		8.067				ND	
22 Acetone	43		8.142				ND	7
24 Carbon disulfide	76	8.430	8.434	0.000	98	2251	0.0447	
23 Isopropyl alcohol	45	8.575	8.456	0.123	98	4588	0.1161	
27 3-Chloro-1-propene	41		8.730				ND	7
28 Methylene Chloride	49		8.965				ND	
29 2-Methyl-2-propanol	59		9.238				ND	
32 trans-1,2-Dichloroethene	61		9.458				ND	
31 Methyl tert-butyl ether	73		9.474				ND	
S 33 1,2-Dichloroethene, Total	61		9.665				ND	7
34 Hexane	57		9.955				ND	
36 1,1-Dichloroethane	63		10.233				ND	
35 Vinyl acetate	43		10.244				ND	
37 2-Butanone (MEK)	72		11.223				ND	
38 cis-1,2-Dichloroethene	96		11.234				ND	
39 Ethyl acetate	88		11.293				ND	
* 40 Chlorobromomethane	128	11.646	11.646	0.000	97	100457	10.0	

Compound	Sig	RT (min.)	Adj RT (min.)	Dlt RT (min.)	Q	Response	OnCol Amt ppb v/v	Flags
41 Tetrahydrofuran	42		11.688				ND	
42 Chloroform	83		11.822				ND	
43 1,1,1-Trichloroethane	97		12.116				ND	
44 Cyclohexane	84		12.239				ND	
45 Carbon tetrachloride	117		12.384				ND	
46 Benzene	78		12.742				ND	
47 1,2-Dichloroethane	62		12.828				ND	
48 Isooctane	57		12.946				ND	
49 n-Heptane	43		13.251				ND	
* 50 1,4-Difluorobenzene	114	13.481	13.481	0.000	96	570573	10.0	
52 Trichloroethene	95		13.903				ND	
55 1,2-Dichloropropane	63		14.374				ND	
56 Methyl methacrylate	69		14.460				ND	
57 1,4-Dioxane	88		14.524				ND	
58 Dibromomethane	174		14.529				ND	
59 Dichlorobromomethane	83		14.839				ND	
60 cis-1,3-Dichloropropene	75		15.642				ND	
62 4-Methyl-2-pentanone (MIBK)	43		15.936				ND	
63 Toluene	92		16.273				ND	
67 trans-1,3-Dichloropropene	75		16.696				ND	
68 1,1,2-Trichloroethane	83		17.076				ND	
69 Tetrachloroethene	166		17.252				ND	
70 2-Hexanone	43		17.589				ND	
71 Chlorodibromomethane	129		17.809				ND	
72 Ethylene Dibromide	107		18.049				ND	
* 73 Chlorobenzene-d5	117	18.953	18.953	0.000	90	505705	10.0	
74 Chlorobenzene	112		19.012				ND	
75 Ethylbenzene	91		19.199				ND	7
76 m-Xylene & p-Xylene	106		19.462				ND	
S 78 Xylenes, Total	106		19.600				ND	7
79 o-Xylene	106		20.232				ND	
80 Styrene	104		20.264				ND	
81 Bromoform	173		20.612				ND	
82 Isopropylbenzene	105		20.906				ND	
83 1,1,2,2-Tetrachloroethane	83		21.430				ND	
85 N-Propylbenzene	91		21.612				ND	
86 2-Chlorotoluene	91		21.757				ND	
87 4-Ethyltoluene	105		21.805				ND	
88 1,3,5-Trimethylbenzene	105		21.896				ND	
91 tert-Butylbenzene	119		22.372				ND	
92 1,2,4-Trimethylbenzene	105		22.457				ND	
93 sec-Butylbenzene	105		22.693				ND	
94 1,3-Dichlorobenzene	146		22.864				ND	
95 4-Isopropyltoluene	119		22.901				ND	
96 1,4-Dichlorobenzene	146		23.003				ND	
97 Benzyl chloride	91		23.158				ND	
98 n-Butylbenzene	91		23.458				ND	
99 1,2-Dichlorobenzene	146		23.501				ND	
102 1,2,4-Trichlorobenzene	180		25.956				ND	
103 Hexachlorobutadiene	225		26.197				ND	
104 Naphthalene	128		26.448				ND	

QC Flag Legend

Processing Flags

7 - Failed Limit of Detection

Reagents:

ATTO15XISs_00003	Amount Added: 20.00	Units: mL	Run Reagent

Report Date: 17-Mar-2023 09:31:25 Chrom Revision: 2.3 15-Feb-2023 20:44:50

Eurofins Burlington

Data File:	\\chromfs\Burlington\ChromData\CHX.i\20230316-54724.b\54724-24.D				
Injection Date:	17-Mar-2023 06:45:30	Instrument ID:	CHX.i	Operator ID:	wrd
Lims ID:	200-67278-A-11	Lab Sample ID:	200-67278-11	Worklist Smp#:	24
Client ID:	5076				
Purge Vol:	5.000 mL	Dil. Factor:	0.2000	ALS Bottle#:	23
Method:	TO15_MasterMethod_X.m	Limit Group:	AI_TO15_ICAL		

Column: RTX-624 (0.32 mm) Y Scaling: Method Defined: Scale to the Nth Largest Target: 1

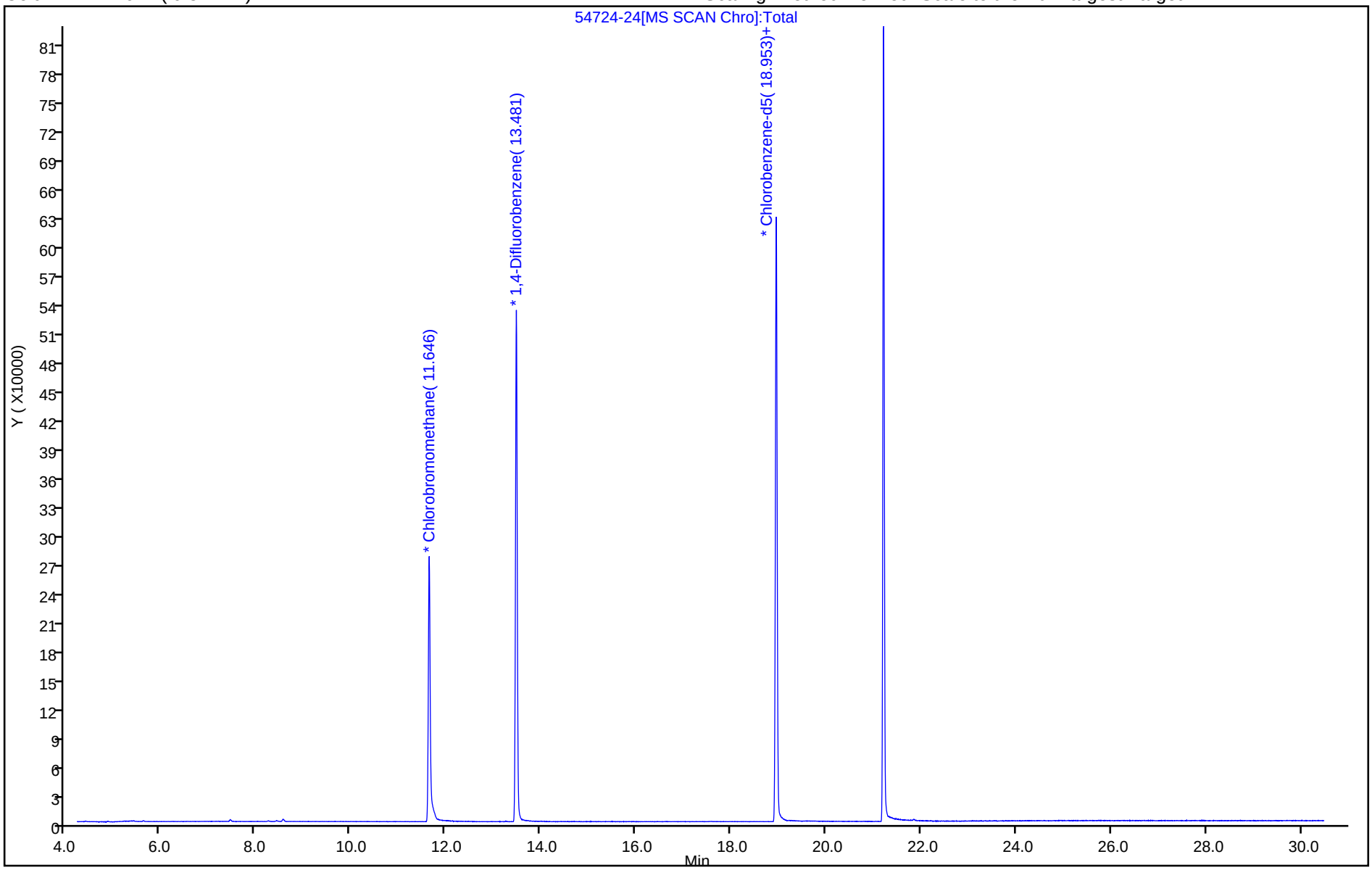

FORM I
AIR - GC/MS VOA ORGANICS ANALYSIS DATA SHEET

Lab Name: Eurofins Burlington
Job No.: 200-67304-1
SDG No.:
Client Sample ID: 5031
Lab Sample ID: 200-67304-12
Matrix: Air
Lab File ID: 54739-18.D
Analysis Method: TO-15
Date Collected: 03/16/2023 00:00
Sample wt/vol: 1000(mL)
Date Analyzed: 03/18/2023 01:00
Soil Aliquot Vol:
Dilution Factor: 0.2
Soil Extract Vol.:
GC Column: RTX-624 ID: 0.32(mm)
Purge Volume:
Heated Purge: (Y/N) pH:
% Moisture: % Solids:
Level: (low/med) Low
Analysis Batch No.: 189446
Units: ppb v/v

CAS NO.	COMPOUND NAME	RESULT	Q	RL	RL
115-07-1	Propylene	1.0	U	1.0	1.0
75-71-8	Dichlorodifluoromethane	0.10	U	0.10	0.10
75-45-6	Freon 22	0.10	U	0.10	0.10
76-14-2	1,2-Dichlorotetrafluoroethane	0.040	U	0.040	0.040
74-87-3	Chloromethane	0.10	U	0.10	0.10
106-97-8	n-Butane	0.10	U	0.10	0.10
75-01-4	Vinyl chloride	0.040	U	0.040	0.040
106-99-0	1,3-Butadiene	0.040	U	0.040	0.040
74-83-9	Bromomethane	0.040	U	0.040	0.040
75-00-3	Chloroethane	0.10	U	0.10	0.10
593-60-2	Bromoethene(Vinyl Bromide)	0.040	U	0.040	0.040
75-69-4	Trichlorofluoromethane	0.040	U	0.040	0.040
64-17-5	Ethanol	1.0	U	1.0	1.0
76-13-1	Freon TF	0.040	U	0.040	0.040
75-35-4	1,1-Dichloroethene	0.040	U	0.040	0.040
67-64-1	Acetone	1.0	U	1.0	1.0
67-63-0	Isopropyl alcohol	1.0	U	1.0	1.0
75-15-0	Carbon disulfide	0.10	U	0.10	0.10
107-05-1	3-Chloropropene	0.10	U	0.10	0.10
75-09-2	Methylene Chloride	0.10	U	0.10	0.10
75-65-0	tert-Butyl alcohol	1.0	U	1.0	1.0
1634-04-4	Methyl tert-butyl ether	0.040	U	0.040	0.040
156-60-5	trans-1,2-Dichloroethene	0.040	U	0.040	0.040
110-54-3	n-Hexane	0.10	U	0.10	0.10
75-34-3	1,1-Dichloroethane	0.040	U	0.040	0.040
108-05-4	Vinyl acetate	1.0	U	1.0	1.0
141-78-6	Ethyl acetate	1.0	U	1.0	1.0
78-93-3	Methyl Ethyl Ketone	0.10	U	0.10	0.10
156-59-2	cis-1,2-Dichloroethene	0.040	U	0.040	0.040
540-59-0	1,2-Dichloroethene, Total	0.080	U	0.080	0.080
67-66-3	Chloroform	0.040	U	0.040	0.040
109-99-9	Tetrahydrofuran	1.0	U	1.0	1.0
71-55-6	1,1,1-Trichloroethane	0.040	U	0.040	0.040
110-82-7	Cyclohexane	0.040	U	0.040	0.040

FORM I
AIR - GC/MS VOA ORGANICS ANALYSIS DATA SHEET

Lab Name: Eurofins Burlington
Job No.: 200-67304-1
SDG No.:
Client Sample ID: 5031
Lab Sample ID: 200-67304-12
Matrix: Air
Lab File ID: 54739-18.D
Analysis Method: TO-15
Date Collected: 03/16/2023 00:00
Sample wt/vol: 1000(mL)
Date Analyzed: 03/18/2023 01:00
Soil Aliquot Vol:
Dilution Factor: 0.2
Soil Extract Vol.:
GC Column: RTX-624 ID: 0.32(mm)
Purge Volume:
Heated Purge: (Y/N) pH:
% Moisture: % Solids:
Level: (low/med) Low
Analysis Batch No.: 189446
Units: ppb v/v

CAS NO.	COMPOUND NAME	RESULT	Q	RL	RL
56-23-5	Carbon tetrachloride	0.040	U	0.040	0.040
540-84-1	2,2,4-Trimethylpentane	0.040	U	0.040	0.040
71-43-2	Benzene	0.040	U	0.040	0.040
107-06-2	1,2-Dichloroethane	0.040	U	0.040	0.040
142-82-5	n-Heptane	0.040	U	0.040	0.040
79-01-6	Trichloroethene	0.040	U	0.040	0.040
80-62-6	Methyl methacrylate	0.10	U	0.10	0.10
78-87-5	1,2-Dichloropropane	0.040	U	0.040	0.040
123-91-1	1,4-Dioxane	1.0	U	1.0	1.0
75-27-4	Bromodichloromethane	0.040	U	0.040	0.040
10061-01-5	cis-1,3-Dichloropropene	0.040	U	0.040	0.040
108-10-1	methyl isobutyl ketone	0.10	U	0.10	0.10
108-88-3	Toluene	0.040	U	0.040	0.040
10061-02-6	trans-1,3-Dichloropropene	0.040	U	0.040	0.040
79-00-5	1,1,2-Trichloroethane	0.040	U	0.040	0.040
127-18-4	Tetrachloroethene	0.040	U	0.040	0.040
591-78-6	Methyl Butyl Ketone (2-Hexanone)	0.10	U	0.10	0.10
124-48-1	Dibromochloromethane	0.040	U	0.040	0.040
106-93-4	1,2-Dibromoethane	0.040	U	0.040	0.040
108-90-7	Chlorobenzene	0.040	U	0.040	0.040
100-41-4	Ethylbenzene	0.040	U	0.040	0.040
179601-23-1	m,p-Xylene	0.10	U	0.10	0.10
95-47-6	Xylene, o-	0.040	U	0.040	0.040
1330-20-7	Xylene (total)	0.14	U	0.14	0.14
100-42-5	Styrene	0.040	U	0.040	0.040
75-25-2	Bromoform	0.040	U	0.040	0.040
98-82-8	Cumene	0.040	U	0.040	0.040
79-34-5	1,1,2,2-Tetrachloroethane	0.040	U	0.040	0.040
103-65-1	n-Propylbenzene	0.040	U	0.040	0.040
622-96-8	4-Ethyltoluene	0.040	U	0.040	0.040
108-67-8	1,3,5-Trimethylbenzene	0.040	U	0.040	0.040
95-49-8	2-Chlorotoluene	0.040	U	0.040	0.040
98-06-6	tert-Butylbenzene	0.040	U	0.040	0.040
95-63-6	1,2,4-Trimethylbenzene	0.040	U	0.040	0.040

FORM I
AIR - GC/MS VOA ORGANICS ANALYSIS DATA SHEET

Lab Name: Eurofins Burlington
Job No.: 200-67304-1
SDG No.:
Client Sample ID: 5031
Lab Sample ID: 200-67304-12
Matrix: Air
Lab File ID: 54739-18.D
Analysis Method: TO-15
Date Collected: 03/16/2023 00:00
Sample wt/vol: 1000(mL)
Date Analyzed: 03/18/2023 01:00
Soil Aliquot Vol:
Dilution Factor: 0.2
Soil Extract Vol.:
GC Column: RTX-624 ID: 0.32(mm)
Purge Volume:
Heated Purge: (Y/N) pH:
% Moisture: % Solids:
Level: (low/med) Low
Analysis Batch No.: 189446
Units: ppb v/v

CAS NO.	COMPOUND NAME	RESULT	Q	RL	RL
135-98-8	sec-Butylbenzene	0.040	U	0.040	0.040
99-87-6	4-Isopropyltoluene	0.040	U	0.040	0.040
541-73-1	1,3-Dichlorobenzene	0.040	U	0.040	0.040
106-46-7	1,4-Dichlorobenzene	0.040	U	0.040	0.040
100-44-7	Benzyl chloride	0.040	U	0.040	0.040
104-51-8	n-Butylbenzene	0.040	U	0.040	0.040
95-50-1	1,2-Dichlorobenzene	0.040	U	0.040	0.040
120-82-1	1,2,4-Trichlorobenzene	0.10	U	0.10	0.10
87-68-3	Hexachlorobutadiene	0.040	U	0.040	0.040
91-20-3	Naphthalene	0.10	U	0.10	0.10

Eurofins Burlington
Target Compound Quantitation Report

Data File: \\chromfs\Burlington\ChromData\CHX.i\20230317-54739.b\54739-18.D
Lims ID: 200-67304-A-12
Client ID: 5031
Sample Type: Client
Inject. Date: 18-Mar-2023 01:00:30 ALS Bottle#: 17 Worklist Smp#: 18
Purge Vol: 5.000 mL Dil. Factor: 0.2000
Sample Info: 200-0054739-018
Misc. Info.: 67304-12
Operator ID: wrd Instrument ID: CHX.i

Method: \\chromfs\Burlington\ChromData\CHX.i\20230317-54739.b\TO15_MasterMethod_X.m.m
Limit Group: AI_TO15_ICAL
Last Update: 20-Mar-2023 11:13:04 Calib Date: 08-Mar-2023 20:55:30
Integrator: RTE ID Type: Deconvolution ID
Quant Method: Internal Standard Quant By: Initial Calibration
Last ICal File: \\chromfs\Burlington\ChromData\CHX.i\20230308-54617.b\54617-12.D

Column 1 : RTX-624 (0.32 mm) Det: MS SCAN
Process Host: CTX1632

First Level Reviewer: bunmaa Date: 20-Mar-2023 11:14:59

Compound	Sig	RT (min.)	Adj RT (min.)	Dlt RT (min.)	Q	Response	OnCol Amt ppb v/v	Flags
1 Propene	41		4.354				ND	
3 Dichlorodifluoromethane	85		4.450				ND	
4 Chlorodifluoromethane	51		4.504				ND	
5 1,2-Dichloro-1,1,2,2-tetrafluoro	85		4.825				ND	
6 Chloromethane	50		4.948				ND	
7 Vinyl chloride	62		5.269				ND	
8 Butane	43		5.269				ND	
9 Butadiene	54		5.386				ND	
10 Bromomethane	94		6.108				ND	
12 Chloroethane	64		6.381				ND	
14 Vinyl bromide	106		6.804				ND	
15 Trichlorofluoromethane	101		6.959				ND	
17 Ethanol	45	7.467	7.457	0.091	98	3020	0.2129	
20 1,1-Dichloroethene	96		8.029				ND	
21 1,1,2-Trichloro-1,2,2-trifluoroe	101		8.066				ND	
22 Acetone	43		8.141				ND	7
24 Carbon disulfide	76	8.430	8.425	0.005	98	2161	0.0430	
23 Isopropyl alcohol	45	8.575	8.575	0.123	97	4883	0.1239	
27 3-Chloro-1-propene	41		8.730				ND	7
28 Methylene Chloride	49		8.965				ND	7
29 2-Methyl-2-propanol	59		9.238				ND	
32 trans-1,2-Dichloroethene	61		9.452				ND	
31 Methyl tert-butyl ether	73		9.473				ND	
S 33 1,2-Dichloroethene, Total	61		9.665				ND	7
34 Hexane	57		9.955				ND	
36 1,1-Dichloroethane	63		10.233				ND	
35 Vinyl acetate	43		10.244				ND	
37 2-Butanone (MEK)	72		11.223				ND	
38 cis-1,2-Dichloroethene	96		11.233				ND	
39 Ethyl acetate	88		11.292				ND	
* 40 Chlorobromomethane	128	11.646	11.645	0.001	97	100219	10.0	

Compound	Sig	RT (min.)	Adj RT (min.)	Dlt RT (min.)	Q	Response	OnCol Amt ppb v/v	Flags
41 Tetrahydrofuran	42		11.688				ND	
42 Chloroform	83		11.822				ND	
43 1,1,1-Trichloroethane	97		12.116				ND	
44 Cyclohexane	84		12.239				ND	
45 Carbon tetrachloride	117		12.384				ND	
46 Benzene	78		12.742				ND	
47 1,2-Dichloroethane	62		12.828				ND	
48 Isooctane	57		12.945				ND	
49 n-Heptane	43		13.245				ND	
* 50 1,4-Difluorobenzene	114	13.481	13.480	0.001	96	566699	10.0	
52 Trichloroethene	95		13.903				ND	
55 1,2-Dichloropropane	63		14.374				ND	
56 Methyl methacrylate	69		14.459				ND	
57 1,4-Dioxane	88		14.524				ND	
58 Dibromomethane	174		14.529				ND	
59 Dichlorobromomethane	83		14.839				ND	
60 cis-1,3-Dichloropropene	75		15.642				ND	
62 4-Methyl-2-pentanone (MIBK)	43		15.936				ND	
63 Toluene	92		16.273				ND	
67 trans-1,3-Dichloropropene	75		16.696				ND	
68 1,1,2-Trichloroethane	83		17.075				ND	
69 Tetrachloroethene	166		17.252				ND	7
70 2-Hexanone	43		17.594				ND	
71 Chlorodibromomethane	129		17.808				ND	
72 Ethylene Dibromide	107		18.049				ND	
* 73 Chlorobenzene-d5	117	18.953	18.953	0.000	90	497318	10.0	
74 Chlorobenzene	112		19.012				ND	
75 Ethylbenzene	91	19.199	19.199	0.000	96	5080	0.0512	
76 m-Xylene & p-Xylene	106	19.445	19.467	-0.016	0	7613	0.2085	
S 78 Xylenes, Total	106				0		0.2556	
79 o-Xylene	106	20.232	20.227	0.000	95	1669	0.0471	
80 Styrene	104		20.264				ND	
81 Bromoform	173		20.612				ND	
82 Isopropylbenzene	105		20.906				ND	
83 1,1,2,2-Tetrachloroethane	83		21.430				ND	7
85 N-Propylbenzene	91		21.612				ND	
86 2-Chlorotoluene	91		21.756				ND	
87 4-Ethyltoluene	105		21.805				ND	
88 1,3,5-Trimethylbenzene	105		21.895				ND	
91 tert-Butylbenzene	119		22.372				ND	
92 1,2,4-Trimethylbenzene	105		22.457				ND	
93 sec-Butylbenzene	105		22.693				ND	
94 1,3-Dichlorobenzene	146		22.864				ND	
95 4-Isopropyltoluene	119		22.901				ND	
96 1,4-Dichlorobenzene	146		23.003				ND	
97 Benzyl chloride	91		23.158				ND	
98 n-Butylbenzene	91		23.458				ND	
99 1,2-Dichlorobenzene	146		23.500				ND	
102 1,2,4-Trichlorobenzene	180		25.956				ND	
103 Hexachlorobutadiene	225		26.197				ND	
104 Naphthalene	128		26.448				ND	

QC Flag Legend

Processing Flags

7 - Failed Limit of Detection

Reagents:

ATTO15XISs_00003	Amount Added: 20.00	Units: mL	Run Reagent

Report Date: 20-Mar-2023 11:14:59 Chrom Revision: 2.3 15-Feb-2023 20:44:50

Eurofins Burlington

Data File:	\\chromfs\Burlington\ChromData\CHX.i\20230317-54739.b\54739-18.D				
Injection Date:	18-Mar-2023 01:00:30	Instrument ID:	CHX.i	Operator ID:	wrd
Lims ID:	200-67304-A-12	Lab Sample ID:	200-67304-12	Worklist Smp#:	18
Client ID:	5031				
Purge Vol:	5.000 mL	Dil. Factor:	0.2000	ALS Bottle#:	17
Method:	TO15_MasterMethod_X.m	Limit Group:	AI_TO15_ICAL		

Column: RTX-624 (0.32 mm) Y Scaling: Method Defined: Scale to the Nth Largest Target: 1

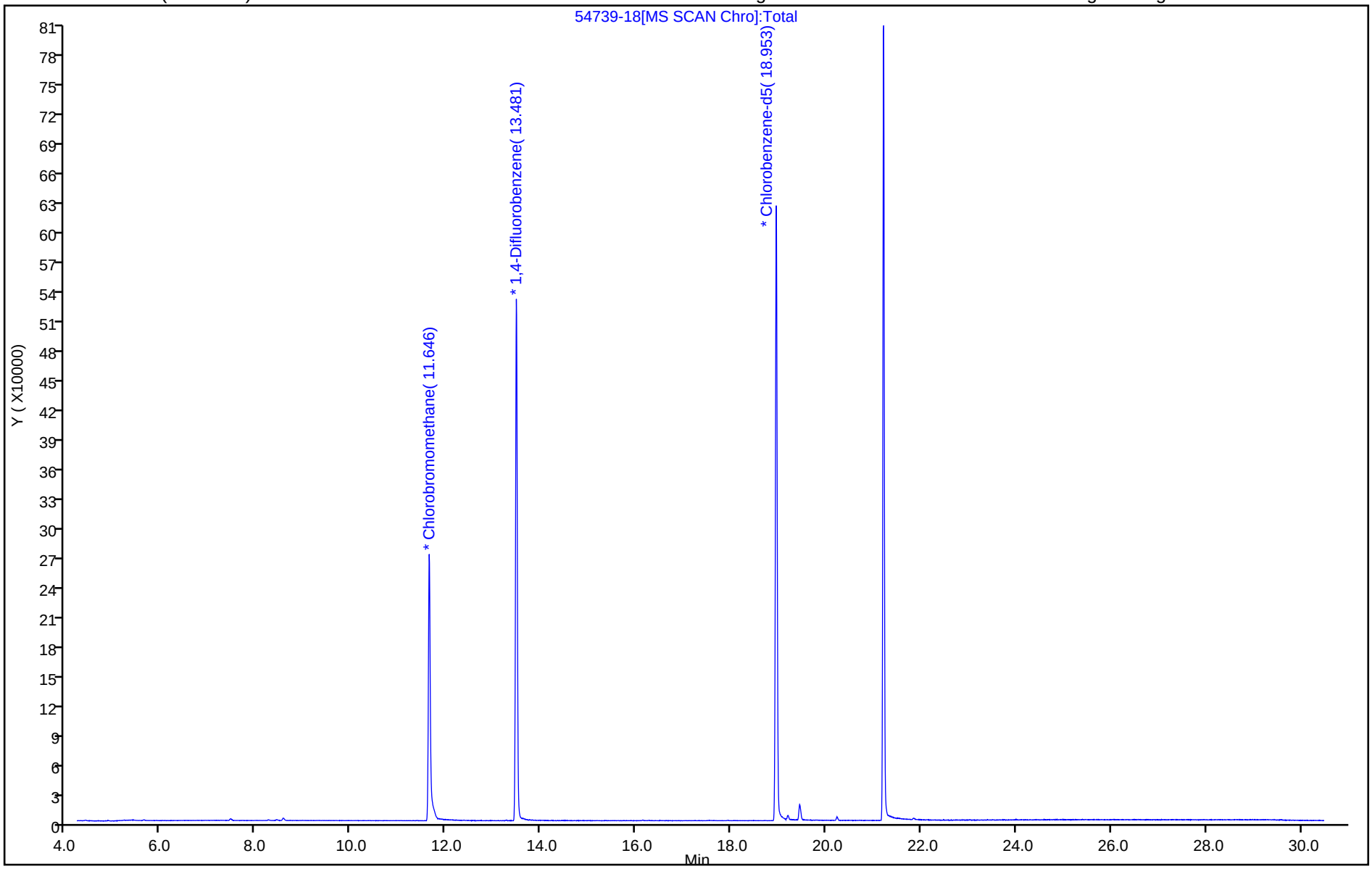

FORM I
AIR - GC/MS VOA ORGANICS ANALYSIS DATA SHEET

Lab Name: Eurofins Burlington
Job No.: 200-67307-1
SDG No.:
Client Sample ID: 34001304
Lab Sample ID: 200-67307-12
Matrix: Air
Lab File ID: 54739-20.D
Analysis Method: TO-15
Date Collected: 03/16/2023 00:00
Sample wt/vol: 1000(mL)
Date Analyzed: 03/18/2023 03:21
Soil Aliquot Vol:
Dilution Factor: 0.2
Soil Extract Vol.:
GC Column: RTX-624 ID: 0.32(mm)
Purge Volume:
Heated Purge: (Y/N) pH:
% Moisture: % Solids:
Level: (low/med) Low
Analysis Batch No.: 189446
Units: ppb v/v

CAS NO.	COMPOUND NAME	RESULT	Q	RL	RL
115-07-1	Propylene	1.0	U	1.0	1.0
75-71-8	Dichlorodifluoromethane	0.10	U	0.10	0.10
75-45-6	Freon 22	0.10	U	0.10	0.10
76-14-2	1,2-Dichlorotetrafluoroethane	0.040	U	0.040	0.040
74-87-3	Chloromethane	0.10	U	0.10	0.10
106-97-8	n-Butane	0.10	U	0.10	0.10
75-01-4	Vinyl chloride	0.040	U	0.040	0.040
106-99-0	1,3-Butadiene	0.040	U	0.040	0.040
74-83-9	Bromomethane	0.040	U	0.040	0.040
75-00-3	Chloroethane	0.10	U	0.10	0.10
593-60-2	Bromoethene(Vinyl Bromide)	0.040	U	0.040	0.040
75-69-4	Trichlorofluoromethane	0.040	U	0.040	0.040
64-17-5	Ethanol	1.0	U	1.0	1.0
76-13-1	Freon TF	0.040	U	0.040	0.040
75-35-4	1,1-Dichloroethene	0.040	U	0.040	0.040
67-64-1	Acetone	1.0	U	1.0	1.0
67-63-0	Isopropyl alcohol	1.0	U	1.0	1.0
75-15-0	Carbon disulfide	0.10	U	0.10	0.10
107-05-1	3-Chloropropene	0.10	U	0.10	0.10
75-09-2	Methylene Chloride	0.10	U	0.10	0.10
75-65-0	tert-Butyl alcohol	1.0	U	1.0	1.0
1634-04-4	Methyl tert-butyl ether	0.040	U	0.040	0.040
156-60-5	trans-1,2-Dichloroethene	0.040	U	0.040	0.040
110-54-3	n-Hexane	0.10	U	0.10	0.10
75-34-3	1,1-Dichloroethane	0.040	U	0.040	0.040
108-05-4	Vinyl acetate	1.0	U	1.0	1.0
141-78-6	Ethyl acetate	1.0	U	1.0	1.0
78-93-3	Methyl Ethyl Ketone	0.10	U	0.10	0.10
156-59-2	cis-1,2-Dichloroethene	0.040	U	0.040	0.040
540-59-0	1,2-Dichloroethene, Total	0.080	U	0.080	0.080
67-66-3	Chloroform	0.040	U	0.040	0.040
109-99-9	Tetrahydrofuran	1.0	U	1.0	1.0
71-55-6	1,1,1-Trichloroethane	0.040	U	0.040	0.040
110-82-7	Cyclohexane	0.040	U	0.040	0.040

FORM I
AIR - GC/MS VOA ORGANICS ANALYSIS DATA SHEET

Lab Name: Eurofins Burlington
Job No.: 200-67307-1
SDG No.:
Client Sample ID: 34001304
Lab Sample ID: 200-67307-12
Matrix: Air
Lab File ID: 54739-20.D
Analysis Method: TO-15
Date Collected: 03/16/2023 00:00
Sample wt/vol: 1000(mL)
Date Analyzed: 03/18/2023 03:21
Soil Aliquot Vol:
Dilution Factor: 0.2
Soil Extract Vol.:
GC Column: RTX-624 ID: 0.32(mm)
Purge Volume:
Heated Purge: (Y/N) pH:
% Moisture: % Solids:
Level: (low/med) Low
Analysis Batch No.: 189446
Units: ppb v/v

CAS NO.	COMPOUND NAME	RESULT	Q	RL	RL
56-23-5	Carbon tetrachloride	0.040	U	0.040	0.040
540-84-1	2,2,4-Trimethylpentane	0.040	U	0.040	0.040
71-43-2	Benzene	0.040	U	0.040	0.040
107-06-2	1,2-Dichloroethane	0.040	U	0.040	0.040
142-82-5	n-Heptane	0.040	U	0.040	0.040
79-01-6	Trichloroethene	0.040	U	0.040	0.040
80-62-6	Methyl methacrylate	0.10	U	0.10	0.10
78-87-5	1,2-Dichloropropane	0.040	U	0.040	0.040
123-91-1	1,4-Dioxane	1.0	U	1.0	1.0
75-27-4	Bromodichloromethane	0.040	U	0.040	0.040
10061-01-5	cis-1,3-Dichloropropene	0.040	U	0.040	0.040
108-10-1	methyl isobutyl ketone	0.10	U	0.10	0.10
108-88-3	Toluene	0.040	U	0.040	0.040
10061-02-6	trans-1,3-Dichloropropene	0.040	U	0.040	0.040
79-00-5	1,1,2-Trichloroethane	0.040	U	0.040	0.040
127-18-4	Tetrachloroethene	0.040	U	0.040	0.040
591-78-6	Methyl Butyl Ketone (2-Hexanone)	0.10	U	0.10	0.10
124-48-1	Dibromochloromethane	0.040	U	0.040	0.040
106-93-4	1,2-Dibromoethane	0.040	U	0.040	0.040
108-90-7	Chlorobenzene	0.040	U	0.040	0.040
100-41-4	Ethylbenzene	0.040	U	0.040	0.040
179601-23-1	m,p-Xylene	0.10	U	0.10	0.10
95-47-6	Xylene, o-	0.040	U	0.040	0.040
1330-20-7	Xylene (total)	0.14	U	0.14	0.14
100-42-5	Styrene	0.040	U	0.040	0.040
75-25-2	Bromoform	0.040	U	0.040	0.040
98-82-8	Cumene	0.040	U	0.040	0.040
79-34-5	1,1,2,2-Tetrachloroethane	0.040	U	0.040	0.040
103-65-1	n-Propylbenzene	0.040	U	0.040	0.040
622-96-8	4-Ethyltoluene	0.040	U	0.040	0.040
108-67-8	1,3,5-Trimethylbenzene	0.040	U	0.040	0.040
95-49-8	2-Chlorotoluene	0.040	U	0.040	0.040
98-06-6	tert-Butylbenzene	0.040	U	0.040	0.040
95-63-6	1,2,4-Trimethylbenzene	0.040	U	0.040	0.040

FORM I
AIR - GC/MS VOA ORGANICS ANALYSIS DATA SHEET

Lab Name: Eurofins Burlington
Job No.: 200-67307-1
SDG No.:
Client Sample ID: 34001304
Lab Sample ID: 200-67307-12
Matrix: Air
Lab File ID: 54739-20.D
Analysis Method: TO-15
Date Collected: 03/16/2023 00:00
Sample wt/vol: 1000(mL)
Date Analyzed: 03/18/2023 03:21
Soil Aliquot Vol:
Dilution Factor: 0.2
Soil Extract Vol.:
GC Column: RTX-624 ID: 0.32(mm)
Purge Volume:
Heated Purge: (Y/N) pH:
% Moisture: % Solids:
Level: (low/med) Low
Analysis Batch No.: 189446
Units: ppb v/v

CAS NO.	COMPOUND NAME	RESULT	Q	RL	RL
135-98-8	sec-Butylbenzene	0.040	U	0.040	0.040
99-87-6	4-Isopropyltoluene	0.040	U	0.040	0.040
541-73-1	1,3-Dichlorobenzene	0.040	U	0.040	0.040
106-46-7	1,4-Dichlorobenzene	0.040	U	0.040	0.040
100-44-7	Benzyl chloride	0.040	U	0.040	0.040
104-51-8	n-Butylbenzene	0.040	U	0.040	0.040
95-50-1	1,2-Dichlorobenzene	0.040	U	0.040	0.040
120-82-1	1,2,4-Trichlorobenzene	0.10	U	0.10	0.10
87-68-3	Hexachlorobutadiene	0.040	U	0.040	0.040
91-20-3	Naphthalene	0.10	U	0.10	0.10

Eurofins Burlington
Target Compound Quantitation Report

Data File: \\chromfs\Burlington\ChromData\CHX.i\20230317-54739.b\54739-20.D
Lims ID: 200-67307-A-12
Client ID: 34001304
Sample Type: Client
Inject. Date: 18-Mar-2023 03:21:30 ALS Bottle#: 19 Worklist Smp#: 20
Purge Vol: 5.000 mL Dil. Factor: 0.2000
Sample Info: 200-0054739-020
Misc. Info.: 67307-12
Operator ID: wrd Instrument ID: CHX.i

Method: \\chromfs\Burlington\ChromData\CHX.i\20230317-54739.b\TO15_MasterMethod_X.m.m
Limit Group: AI_TO15_ICAL
Last Update: 20-Mar-2023 11:16:56 Calib Date: 08-Mar-2023 20:55:30
Integrator: RTE ID Type: Deconvolution ID
Quant Method: Internal Standard Quant By: Initial Calibration
Last ICal File: \\chromfs\Burlington\ChromData\CHX.i\20230308-54617.b\54617-12.D

Column 1 : RTX-624 (0.32 mm) Det: MS SCAN
Process Host: CTX1632

First Level Reviewer: bunmaa Date: 20-Mar-2023 11:19:01

Compound	Sig	RT (min.)	Adj RT (min.)	Dlt RT (min.)	Q	Response	OnCol Amt ppb v/v	Flags
1 Propene	41		4.354				ND	
3 Dichlorodifluoromethane	85		4.450				ND	
4 Chlorodifluoromethane	51		4.504				ND	
5 1,2-Dichloro-1,1,2,2-tetrafluoro	85		4.825				ND	
6 Chloromethane	50		4.948				ND	
7 Vinyl chloride	62		5.269				ND	
8 Butane	43		5.269				ND	
9 Butadiene	54		5.386				ND	
10 Bromomethane	94		6.108				ND	
12 Chloroethane	64		6.381				ND	
14 Vinyl bromide	106		6.804				ND	
15 Trichlorofluoromethane	101		6.959				ND	
17 Ethanol	45	7.462	7.457	0.086	98	2705	0.1943	
20 1,1-Dichloroethene	96		8.029				ND	
21 1,1,2-Trichloro-1,2,2-trifluoroe	101		8.066				ND	
22 Acetone	43		8.141				ND	7
24 Carbon disulfide	76	8.430	8.425	0.005	98	2155	0.0437	
23 Isopropyl alcohol	45	8.569	8.575	0.117	98	4461	0.1153	
27 3-Chloro-1-propene	41		8.730				ND	7
28 Methylene Chloride	49		8.965				ND	7
29 2-Methyl-2-propanol	59		9.238				ND	
32 trans-1,2-Dichloroethene	61		9.452				ND	
31 Methyl tert-butyl ether	73		9.473				ND	
S 33 1,2-Dichloroethene, Total	61		9.665				ND	7
34 Hexane	57		9.955				ND	
36 1,1-Dichloroethane	63		10.233				ND	
35 Vinyl acetate	43		10.244				ND	
37 2-Butanone (MEK)	72		11.223				ND	
38 cis-1,2-Dichloroethene	96		11.233				ND	
39 Ethyl acetate	88		11.292				ND	
* 40 Chlorobromomethane	128	11.645	11.645	0.000	97	98375	10.0	

Compound	Sig	RT (min.)	Adj RT (min.)	Dlt RT (min.)	Q	Response	OnCol Amt ppb v/v	Flags
41 Tetrahydrofuran	42		11.688				ND	
42 Chloroform	83		11.822				ND	
43 1,1,1-Trichloroethane	97		12.116				ND	
44 Cyclohexane	84		12.239				ND	
45 Carbon tetrachloride	117		12.384				ND	
46 Benzene	78		12.742				ND	
47 1,2-Dichloroethane	62		12.828				ND	
48 Isooctane	57		12.945				ND	
49 n-Heptane	43		13.245				ND	
* 50 1,4-Difluorobenzene	114	13.480	13.480	0.000	96	550592	10.0	
52 Trichloroethene	95		13.903				ND	
55 1,2-Dichloropropane	63		14.374				ND	
56 Methyl methacrylate	69		14.459				ND	
57 1,4-Dioxane	88		14.524				ND	
58 Dibromomethane	174		14.529				ND	
59 Dichlorobromomethane	83		14.839				ND	
60 cis-1,3-Dichloropropene	75		15.642				ND	
62 4-Methyl-2-pentanone (MIBK)	43		15.936				ND	
63 Toluene	92		16.273				ND	
67 trans-1,3-Dichloropropene	75		16.696				ND	
68 1,1,2-Trichloroethane	83		17.075				ND	
69 Tetrachloroethene	166		17.252				ND	
70 2-Hexanone	43		17.594				ND	
71 Chlorodibromomethane	129		17.808				ND	
72 Ethylene Dibromide	107		18.049				ND	
* 73 Chlorobenzene-d5	117	18.953	18.953	0.000	90	482303	10.0	
74 Chlorobenzene	112		19.012				ND	
75 Ethylbenzene	91		19.199				ND	7
76 m-Xylene & p-Xylene	106		19.461				ND	
S 78 Xylenes, Total	106		19.600				ND	7
79 o-Xylene	106		20.232				ND	
80 Styrene	104		20.264				ND	
81 Bromoform	173		20.612				ND	
82 Isopropylbenzene	105		20.906				ND	
83 1,1,2,2-Tetrachloroethane	83		21.430				ND	
85 N-Propylbenzene	91		21.612				ND	
86 2-Chlorotoluene	91		21.756				ND	
87 4-Ethyltoluene	105		21.805				ND	
88 1,3,5-Trimethylbenzene	105		21.895				ND	
91 tert-Butylbenzene	119		22.372				ND	
92 1,2,4-Trimethylbenzene	105		22.457				ND	
93 sec-Butylbenzene	105		22.693				ND	
94 1,3-Dichlorobenzene	146		22.864				ND	
95 4-Isopropyltoluene	119		22.901				ND	
96 1,4-Dichlorobenzene	146		23.003				ND	
97 Benzyl chloride	91		23.158				ND	
98 n-Butylbenzene	91		23.458				ND	
99 1,2-Dichlorobenzene	146		23.500				ND	
102 1,2,4-Trichlorobenzene	180		25.956				ND	
103 Hexachlorobutadiene	225		26.197				ND	
104 Naphthalene	128		26.448				ND	

QC Flag Legend

Processing Flags

7 - Failed Limit of Detection

Reagents:

ATTO15XISs_00003	Amount Added: 20.00	Units: mL	Run Reagent

Report Date: 20-Mar-2023 11:19:02 Chrom Revision: 2.3 15-Feb-2023 20:44:50

Eurofins Burlington

Data File:	\\chromfs\Burlington\ChromData\CHX.i\20230317-54739.b\54739-20.D				
Injection Date:	18-Mar-2023 03:21:30	Instrument ID:	CHX.i	Operator ID:	wrd
Lims ID:	200-67307-A-12	Lab Sample ID:	200-67307-12	Worklist Smp#:	20
Client ID:	34001304				
Purge Vol:	5.000 mL	Dil. Factor:	0.2000	ALS Bottle#:	19
Method:	TO15_MasterMethod_X.m	Limit Group:	AI_TO15_ICAL		

Column: RTX-624 (0.32 mm) Y Scaling: Method Defined: Scale to the Nth Largest Target: 1

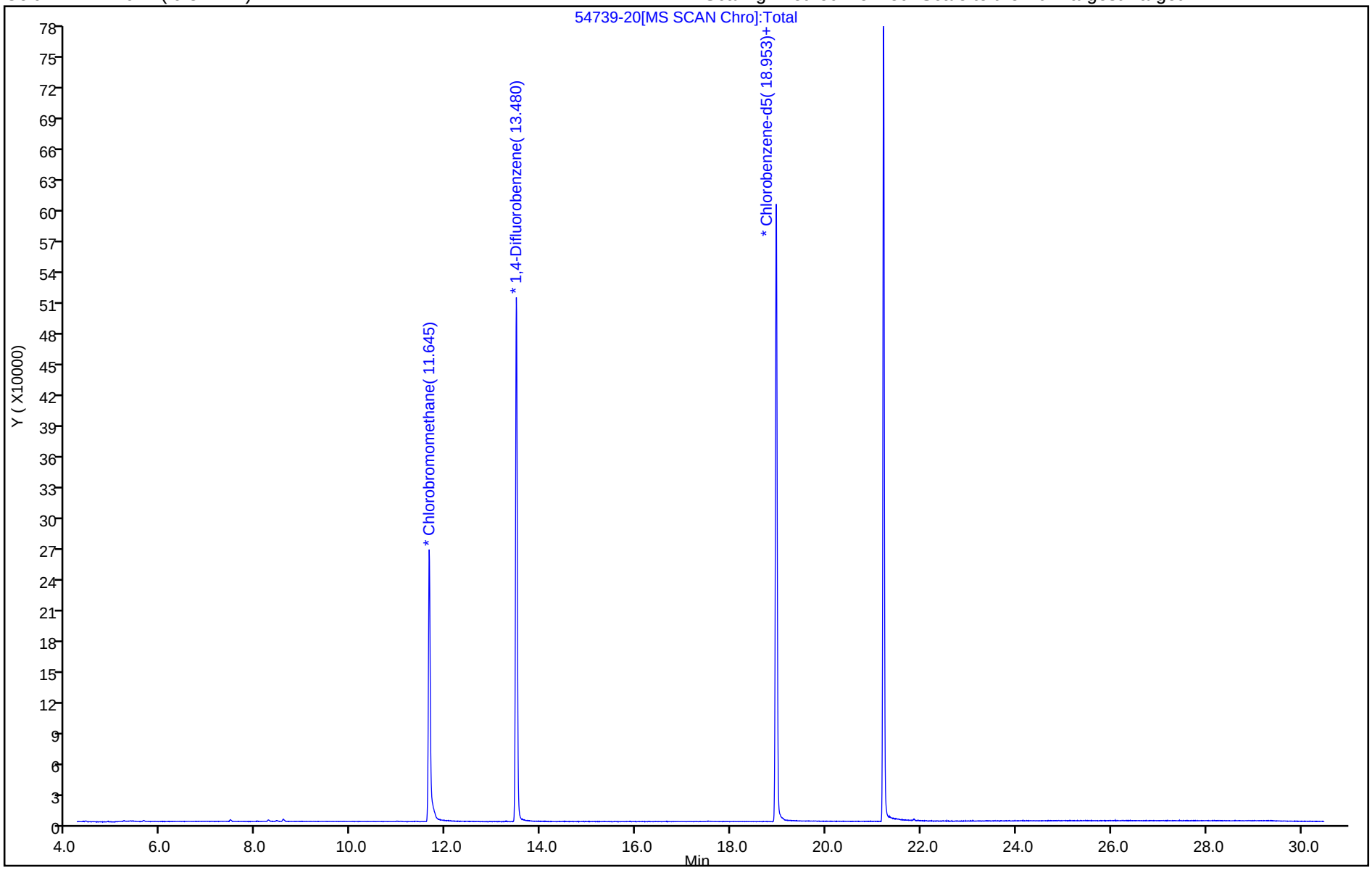

Summa Canister Dilution Worksheet

Client: GHD Services Inc.
Project/Site: 058507-256042, GM-Lockport Air Samples

Job No.: 480-207413-1

Lab Sample ID	Canister Volume (L)	Preadjusted Pressure ("Hg)	Preadjusted Pressure (atm)	Preadjusted Volume (L)	Adjusted Pressure (psig)	Adjusted Pressure (atm)	Adjusted Volume (L)	Initial Volume (mL)	Dilution Factor	Final Dilution Factor	Pressure Gauge ID	Date	Analyst Initals
480-207413-4	6	-19.9	0.33	2.01	-4.81331	0.67	4.03		2.01	2.01	g23	04/10/23 14:46	VTP

Formulae:

Preadjusted Volume (L) = ((Preadjusted Pressure ("Hg) + 29.92 "Hg) * Vol L) / 29.92 "Hg
Adjusted Volume (L) = ((Adjusted Pressure (psig) + 14.7 psig)* Vol L) / 14.7 psig
Dilution Factor = Adjusted Volume (L) / Preadjusted Volume (L)

Where:

29.92 "Hg = Standard atmospheric pressure in inches of Mercury (“Hg)
14.7 psig = Standard atmospheric pressure in pounds per square inch gauge (psig)

eurofins | Environment Testing

ANALYTICAL REPORT

PREPARED FOR

Attn: Kathleen Willy
GHD Services Inc.
2055 Niagara Falls Blvd., Suite 3
Niagara Falls, New York 14304

Generated 4/11/2023 8:18:30 AM

JOB DESCRIPTION

058507-256042, GM-Lockport Air Samples

JOB NUMBER

480-207414-1

Eurofins Buffalo
10 Hazelwood Drive
Amherst NY 14228-2298

See page two for job notes and contact information.

my EOL

Eurofins Buffalo

Job Notes

The test results in this report meet all NELAP requirements for parameters for which accreditation is required or available. Any exceptions to the NELAP requirements are noted in this report. Pursuant to NELAP, this report may not be reproduced, except in full, without the written approval of the laboratory. This report is confidential and is intended for the sole use of Eurofins Environment Testing Northeast, LLC Buffalo and its client. All questions regarding this report should be directed to the Eurofins Environment Testing Northeast, LLC Buffalo Project Manager or designee who has signed this report.

The test results in this report relate only to the samples as received by the laboratory and will meet all requirements of the methodology, with any exceptions noted. This report shall not be reproduced except in full, without the express written approval of the laboratory. All questions should be directed to the Eurofins Environment Testing Northeast, LLC Project Manager.

Authorization

Generated
4/11/2023 8:18:30 AM

Authorized for release by
Denise Heckler, Project Manager II
Denise.Heckler@et.eurofinsus.com
(330)966-9477

Table of Contents

Cover Page 1
Table of Contents 3
Definitions/Glossary 4
Case Narrative 5
Detection Summary 6
Client Sample Results 10
QC Sample Results 22
QC Association Summary 27
Lab Chronicle 28
Certification Summary 29
Method Summary 30
Sample Summary 31
Canister QC Documents 32
Chain of Custody 33
Receipt Checklists 35
Clean Canister Certification 36
Pre-Ship Certification 36
Clean Canister Data 38

Definitions/Glossary

Client: GHD Services Inc.
Job ID: 480-207414-1
Project/Site: 058507-256042, GM-Lockport Air Samples

Qualifiers

Air - GC/MS VOA

Qualifier	Qualifier Description
B	Compound was found in the blank and sample.
J	Result is less than the RL but greater than or equal to the MDL and the concentration is an approximate value.

Glossary

Abbreviation	These commonly used abbreviations may or may not be present in this report.
¤	Listed under the "D" column to designate that the result is reported on a dry weight basis
%R	Percent Recovery
CFL	Contains Free Liquid
CFU	Colony Forming Unit
CNF	Contains No Free Liquid
DER	Duplicate Error Ratio (normalized absolute difference)
Dil Fac	Dilution Factor
DL	Detection Limit (DoD/DOE)
DL, RA, RE, IN	Indicates a Dilution, Re-analysis, Re-extraction, or additional Initial metals/anion analysis of the sample
DLC	Decision Level Concentration (Radiochemistry)
EDL	Estimated Detection Limit (Dioxin)
LOD	Limit of Detection (DoD/DOE)
LOQ	Limit of Quantitation (DoD/DOE)
MCL	EPA recommended "Maximum Contaminant Level"
MDA	Minimum Detectable Activity (Radiochemistry)
MDC	Minimum Detectable Concentration (Radiochemistry)
MDL	Method Detection Limit
ML	Minimum Level (Dioxin)
MPN	Most Probable Number
MQL	Method Quantitation Limit
NC	Not Calculated
ND	Not Detected at the reporting limit (or MDL or EDL if shown)
NEG	Negative / Absent
POS	Positive / Present
PQL	Practical Quantitation Limit
PRES	Presumptive
QC	Quality Control
RER	Relative Error Ratio (Radiochemistry)
RL	Reporting Limit or Requested Limit (Radiochemistry)
RPD	Relative Percent Difference, a measure of the relative difference between two points
TEF	Toxicity Equivalent Factor (Dioxin)
TEQ	Toxicity Equivalent Quotient (Dioxin)
TNTC	Too Numerous To Count

Job ID: 480-207414-1

Laboratory: Eurofins Buffalo

Narrative

Job Narrative
480-207414-1

Comments
No additional comments.

Receipt
The samples were received on 3/30/2023 10:35 AM. Unless otherwise noted below, the samples arrived in good condition.

Air Toxics
No analytical or quality issues were noted, other than those described in the Definitions/Glossary page.

Detection Summary

Client: GHD Services Inc.
Project/Site: 058507-256042, GM-Lockport Air Samples

Job ID: 480-207414-1

Client Sample ID: OA-1-032823 — Lab Sample ID: 480-207414-1

Analyte	Result	Qualifier	RL	MDL	Unit	Dil Fac	D	Method	Prep Type
Dichlorodifluoromethane	1.8	J	2.5	0.54	ug/m3	1		TO-15	Total/NA
Freon 22	1.3	J	1.8	0.42	ug/m3	1		TO-15	Total/NA
Chloromethane	0.94	J	1.0	0.31	ug/m3	1		TO-15	Total/NA
n-Butane	0.91	J	1.2	0.48	ug/m3	1		TO-15	Total/NA
Trichlorofluoromethane	0.88	J	1.1	0.28	ug/m3	1		TO-15	Total/NA
Acetone	4.1	J	12	3.8	ug/m3	1		TO-15	Total/NA
Methylene Chloride	0.85	J	1.7	0.63	ug/m3	1		TO-15	Total/NA
n-Hexane	1.4	J	1.8	0.39	ug/m3	1		TO-15	Total/NA
Carbon tetrachloride	0.20	J	1.3	0.14	ug/m3	1		TO-15	Total/NA
Benzene	0.36	J	0.64	0.14	ug/m3	1		TO-15	Total/NA
Toluene	0.47	J	0.75	0.16	ug/m3	1		TO-15	Total/NA
Ethylbenzene	0.31	J B	0.87	0.23	ug/m3	1		TO-15	Total/NA
Xylene, o-	0.29	J	0.87	0.23	ug/m3	1		TO-15	Total/NA
Xylene (total)	0.29	J	3.0	0.23	ug/m3	1		TO-15	Total/NA

Client Sample ID: 10-IA-1-032823 — Lab Sample ID: 480-207414-2

Analyte	Result	Qualifier	RL	MDL	Unit	Dil Fac	D	Method	Prep Type
Dichlorodifluoromethane	1.8	J	2.5	0.54	ug/m3	1		TO-15	Total/NA
Freon 22	1.2	J	1.8	0.42	ug/m3	1		TO-15	Total/NA
Chloromethane	1.2		1.0	0.31	ug/m3	1		TO-15	Total/NA
n-Butane	2.1		1.2	0.48	ug/m3	1		TO-15	Total/NA
1,3-Butadiene	0.23	J	0.44	0.086	ug/m3	1		TO-15	Total/NA
Trichlorofluoromethane	0.95	J	1.1	0.28	ug/m3	1		TO-15	Total/NA
Acetone	69		12	3.8	ug/m3	1		TO-15	Total/NA
Isopropyl alcohol	7.9	J	12	3.9	ug/m3	1		TO-15	Total/NA
Methylene Chloride	0.84	J	1.7	0.63	ug/m3	1		TO-15	Total/NA
n-Hexane	25		1.8	0.39	ug/m3	1		TO-15	Total/NA
cis-1,2-Dichloroethene	0.47	J	0.79	0.083	ug/m3	1		TO-15	Total/NA
1,2-Dichloroethene, Total	0.47	J	1.6	0.083	ug/m3	1		TO-15	Total/NA
Cyclohexane	5.2		0.69	0.20	ug/m3	1		TO-15	Total/NA
Carbon tetrachloride	0.27	J	1.3	0.14	ug/m3	1		TO-15	Total/NA
Benzene	1.3		0.64	0.14	ug/m3	1		TO-15	Total/NA
n-Heptane	0.38	J	0.82	0.23	ug/m3	1		TO-15	Total/NA
Trichloroethene	0.55	J	1.1	0.13	ug/m3	1		TO-15	Total/NA
Toluene	54		0.75	0.16	ug/m3	1		TO-15	Total/NA
Tetrachloroethene	5.2		1.4	0.14	ug/m3	1		TO-15	Total/NA
Chlorobenzene	0.32	J	0.92	0.20	ug/m3	1		TO-15	Total/NA
Ethylbenzene	3.4	B	0.87	0.23	ug/m3	1		TO-15	Total/NA
m,p-Xylene	12		2.2	0.41	ug/m3	1		TO-15	Total/NA
Xylene, o-	3.3		0.87	0.23	ug/m3	1		TO-15	Total/NA
Xylene (total)	15		3.0	0.23	ug/m3	1		TO-15	Total/NA
Styrene	0.45	J	0.85	0.25	ug/m3	1		TO-15	Total/NA
1,2,4-Trimethylbenzene	0.49	J	0.98	0.39	ug/m3	1		TO-15	Total/NA

Client Sample ID: 10-IA-2-032823 — Lab Sample ID: 480-207414-3

Analyte	Result	Qualifier	RL	MDL	Unit	Dil Fac	D	Method	Prep Type
Dichlorodifluoromethane	1.8	J	2.5	0.54	ug/m3	1		TO-15	Total/NA
Freon 22	1.1	J	1.8	0.42	ug/m3	1		TO-15	Total/NA
Chloromethane	1.0		1.0	0.31	ug/m3	1		TO-15	Total/NA
n-Butane	2.1		1.2	0.48	ug/m3	1		TO-15	Total/NA

This Detection Summary does not include radiochemical test results.

Eurofins Buffalo

Detection Summary

Client: GHD Services Inc.
Project/Site: 058507-256042, GM-Lockport Air Samples

Job ID: 480-207414-1

Client Sample ID: 10-IA-2-032823 (Continued) — Lab Sample ID: 480-207414-3

Analyte	Result	Qualifier	RL	MDL	Unit	Dil Fac	D	Method	Prep Type
1,3-Butadiene	0.25	J	0.44	0.086	ug/m3	1		TO-15	Total/NA
Trichlorofluoromethane	0.87	J	1.1	0.28	ug/m3	1		TO-15	Total/NA
Acetone	43		12	3.8	ug/m3	1		TO-15	Total/NA
Isopropyl alcohol	7.8	J	12	3.9	ug/m3	1		TO-15	Total/NA
Carbon disulfide	4.9		1.6	0.40	ug/m3	1		TO-15	Total/NA
Methylene Chloride	0.66	J	1.7	0.63	ug/m3	1		TO-15	Total/NA
n-Hexane	15		1.8	0.39	ug/m3	1		TO-15	Total/NA
Methyl Ethyl Ketone	3.8		1.5	1.4	ug/m3	1		TO-15	Total/NA
cis-1,2-Dichloroethene	0.74	J	0.79	0.083	ug/m3	1		TO-15	Total/NA
1,2-Dichloroethene, Total	0.74	J	1.6	0.083	ug/m3	1		TO-15	Total/NA
Cyclohexane	3.6		0.69	0.20	ug/m3	1		TO-15	Total/NA
Carbon tetrachloride	0.31	J	1.3	0.14	ug/m3	1		TO-15	Total/NA
Benzene	1.2		0.64	0.14	ug/m3	1		TO-15	Total/NA
n-Heptane	0.44	J	0.82	0.23	ug/m3	1		TO-15	Total/NA
Trichloroethene	0.83	J	1.1	0.13	ug/m3	1		TO-15	Total/NA
Toluene	45		0.75	0.16	ug/m3	1		TO-15	Total/NA
Tetrachloroethene	9.4		1.4	0.14	ug/m3	1		TO-15	Total/NA
Chlorobenzene	0.24	J	0.92	0.20	ug/m3	1		TO-15	Total/NA
Ethylbenzene	16	B	0.87	0.23	ug/m3	1		TO-15	Total/NA
m,p-Xylene	67		2.2	0.41	ug/m3	1		TO-15	Total/NA
Xylene, o-	17		0.87	0.23	ug/m3	1		TO-15	Total/NA
Xylene (total)	84		3.0	0.23	ug/m3	1		TO-15	Total/NA
Cumene	0.24	J	0.98	0.20	ug/m3	1		TO-15	Total/NA
1,2,4-Trimethylbenzene	0.61	J	0.98	0.39	ug/m3	1		TO-15	Total/NA
4-Isopropyltoluene	0.93	J	1.1	0.33	ug/m3	1		TO-15	Total/NA

Client Sample ID: 8-IA-1-032823 — Lab Sample ID: 480-207414-4

Analyte	Result	Qualifier	RL	MDL	Unit	Dil Fac	D	Method	Prep Type
Dichlorodifluoromethane	1.8	J	2.5	0.54	ug/m3	1		TO-15	Total/NA
Freon 22	1.0	J	1.8	0.42	ug/m3	1		TO-15	Total/NA
Chloromethane	0.90	J	1.0	0.31	ug/m3	1		TO-15	Total/NA
n-Butane	2.0		1.2	0.48	ug/m3	1		TO-15	Total/NA
Trichlorofluoromethane	1.4		1.1	0.28	ug/m3	1		TO-15	Total/NA
Freon TF	0.58	J	1.5	0.41	ug/m3	1		TO-15	Total/NA
Acetone	13		12	3.8	ug/m3	1		TO-15	Total/NA
Isopropyl alcohol	10	J	12	3.9	ug/m3	1		TO-15	Total/NA
Carbon disulfide	0.73	J	1.6	0.40	ug/m3	1		TO-15	Total/NA
Methyl Ethyl Ketone	1.6		1.5	1.4	ug/m3	1		TO-15	Total/NA
cis-1,2-Dichloroethene	0.57	J	0.79	0.083	ug/m3	1		TO-15	Total/NA
1,2-Dichloroethene, Total	0.57	J	1.6	0.083	ug/m3	1		TO-15	Total/NA
Carbon tetrachloride	0.30	J	1.3	0.14	ug/m3	1		TO-15	Total/NA
Benzene	0.45	J	0.64	0.14	ug/m3	1		TO-15	Total/NA
Trichloroethene	1.9		1.1	0.13	ug/m3	1		TO-15	Total/NA
Toluene	1.3		0.75	0.16	ug/m3	1		TO-15	Total/NA
Tetrachloroethene	0.33	J	1.4	0.14	ug/m3	1		TO-15	Total/NA
Ethylbenzene	0.42	J B	0.87	0.23	ug/m3	1		TO-15	Total/NA
m,p-Xylene	0.83	J	2.2	0.41	ug/m3	1		TO-15	Total/NA
Xylene, o-	0.50	J	0.87	0.23	ug/m3	1		TO-15	Total/NA
Xylene (total)	1.3	J	3.0	0.23	ug/m3	1		TO-15	Total/NA
n-Propylbenzene	0.23	J	0.98	0.23	ug/m3	1		TO-15	Total/NA

This Detection Summary does not include radiochemical test results.

Detection Summary

Client: GHD Services Inc.
Project/Site: 058507-256042, GM-Lockport Air Samples

Job ID: 480-207414-1

Client Sample ID: 8-IA-1-032823 (Continued) — Lab Sample ID: 480-207414-4

Analyte	Result	Qualifier	RL	MDL	Unit	Dil Fac	D	Method	Prep Type
4-Ethyltoluene	0.39	J	0.98	0.24	ug/m3	1		TO-15	Total/NA
1,3,5-Trimethylbenzene	0.48	J	0.98	0.23	ug/m3	1		TO-15	Total/NA
1,2,4-Trimethylbenzene	1.7		0.98	0.39	ug/m3	1		TO-15	Total/NA

Client Sample ID: 8-IA-2-032823 — Lab Sample ID: 480-207414-5

Analyte	Result	Qualifier	RL	MDL	Unit	Dil Fac	D	Method	Prep Type
Dichlorodifluoromethane	1.8	J	2.5	0.54	ug/m3	1		TO-15	Total/NA
Freon 22	2.3		1.8	0.42	ug/m3	1		TO-15	Total/NA
Chloromethane	0.87	J	1.0	0.31	ug/m3	1		TO-15	Total/NA
n-Butane	1.8		1.2	0.48	ug/m3	1		TO-15	Total/NA
Trichlorofluoromethane	1.4		1.1	0.28	ug/m3	1		TO-15	Total/NA
Freon TF	0.53	J	1.5	0.41	ug/m3	1		TO-15	Total/NA
Acetone	13		12	3.8	ug/m3	1		TO-15	Total/NA
Isopropyl alcohol	9.4	J	12	3.9	ug/m3	1		TO-15	Total/NA
Carbon disulfide	0.44	J	1.6	0.40	ug/m3	1		TO-15	Total/NA
Methylene Chloride	2.5		1.7	0.63	ug/m3	1		TO-15	Total/NA
n-Hexane	5.1		1.8	0.39	ug/m3	1		TO-15	Total/NA
Methyl Ethyl Ketone	1.6		1.5	1.4	ug/m3	1		TO-15	Total/NA
cis-1,2-Dichloroethene	0.29	J	0.79	0.083	ug/m3	1		TO-15	Total/NA
1,2-Dichloroethene, Total	0.29	J	1.6	0.083	ug/m3	1		TO-15	Total/NA
Carbon tetrachloride	0.27	J	1.3	0.14	ug/m3	1		TO-15	Total/NA
Benzene	0.44	J	0.64	0.14	ug/m3	1		TO-15	Total/NA
n-Heptane	0.24	J	0.82	0.23	ug/m3	1		TO-15	Total/NA
Trichloroethene	1.5		1.1	0.13	ug/m3	1		TO-15	Total/NA
Toluene	1.5		0.75	0.16	ug/m3	1		TO-15	Total/NA
Tetrachloroethene	0.21	J	1.4	0.14	ug/m3	1		TO-15	Total/NA
Ethylbenzene	0.43	J B	0.87	0.23	ug/m3	1		TO-15	Total/NA
m,p-Xylene	0.93	J	2.2	0.41	ug/m3	1		TO-15	Total/NA
Xylene, o-	0.55	J	0.87	0.23	ug/m3	1		TO-15	Total/NA
Xylene (total)	1.5	J	3.0	0.23	ug/m3	1		TO-15	Total/NA
4-Ethyltoluene	0.28	J	0.98	0.24	ug/m3	1		TO-15	Total/NA
1,3,5-Trimethylbenzene	0.34	J	0.98	0.23	ug/m3	1		TO-15	Total/NA
1,2,4-Trimethylbenzene	1.2		0.98	0.39	ug/m3	1		TO-15	Total/NA

Client Sample ID: 7A-IA-1-032823 — Lab Sample ID: 480-207414-6

Analyte	Result	Qualifier	RL	MDL	Unit	Dil Fac	D	Method	Prep Type
Dichlorodifluoromethane	1.8	J	2.5	0.54	ug/m3	1		TO-15	Total/NA
Freon 22	2.5		1.8	0.42	ug/m3	1		TO-15	Total/NA
Chloromethane	0.93	J	1.0	0.31	ug/m3	1		TO-15	Total/NA
n-Butane	1.1	J	1.2	0.48	ug/m3	1		TO-15	Total/NA
Trichlorofluoromethane	0.97	J	1.1	0.28	ug/m3	1		TO-15	Total/NA
Acetone	15		12	3.8	ug/m3	1		TO-15	Total/NA
Isopropyl alcohol	6.1	J	12	3.9	ug/m3	1		TO-15	Total/NA
Methylene Chloride	4.5		1.7	0.63	ug/m3	1		TO-15	Total/NA
n-Hexane	5.6		1.8	0.39	ug/m3	1		TO-15	Total/NA
Carbon tetrachloride	0.21	J	1.3	0.14	ug/m3	1		TO-15	Total/NA
Benzene	0.45	J	0.64	0.14	ug/m3	1		TO-15	Total/NA
n-Heptane	0.34	J	0.82	0.23	ug/m3	1		TO-15	Total/NA
Toluene	1.9		0.75	0.16	ug/m3	1		TO-15	Total/NA
Ethylbenzene	0.38	J B	0.87	0.23	ug/m3	1		TO-15	Total/NA

This Detection Summary does not include radiochemical test results.

Detection Summary

Client: GHD Services Inc.
Project/Site: 058507-256042, GM-Lockport Air Samples

Job ID: 480-207414-1

Client Sample ID: 7A-IA-1-032823 (Continued) — Lab Sample ID: 480-207414-6

Analyte	Result	Qualifier	RL	MDL	Unit	Dil Fac	D	Method	Prep Type
m,p-Xylene	0.62	J	2.2	0.41	ug/m3	1		TO-15	Total/NA
Xylene, o-	0.45	J	0.87	0.23	ug/m3	1		TO-15	Total/NA
Xylene (total)	1.1	J	3.0	0.23	ug/m3	1		TO-15	Total/NA
1,2,4-Trimethylbenzene	0.59	J	0.98	0.39	ug/m3	1		TO-15	Total/NA

Client Sample ID: 7A-IA-2-032823 — Lab Sample ID: 480-207414-7

Analyte	Result	Qualifier	RL	MDL	Unit	Dil Fac	D	Method	Prep Type
Dichlorodifluoromethane	1.9	J	2.5	0.54	ug/m3	1		TO-15	Total/NA
Freon 22	3.2		1.8	0.42	ug/m3	1		TO-15	Total/NA
Chloromethane	0.92	J	1.0	0.31	ug/m3	1		TO-15	Total/NA
n-Butane	5.2		1.2	0.48	ug/m3	1		TO-15	Total/NA
Trichlorofluoromethane	0.95	J	1.1	0.28	ug/m3	1		TO-15	Total/NA
Freon TF	0.46	J	1.5	0.41	ug/m3	1		TO-15	Total/NA
Acetone	9.8	J	12	3.8	ug/m3	1		TO-15	Total/NA
Isopropyl alcohol	13		12	3.9	ug/m3	1		TO-15	Total/NA
Chloroform	0.35	J	0.98	0.20	ug/m3	1		TO-15	Total/NA
Carbon tetrachloride	0.29	J	1.3	0.14	ug/m3	1		TO-15	Total/NA
Benzene	0.34	J	0.64	0.14	ug/m3	1		TO-15	Total/NA
Trichloroethene	0.18	J	1.1	0.13	ug/m3	1		TO-15	Total/NA
Toluene	0.81		0.75	0.16	ug/m3	1		TO-15	Total/NA
Tetrachloroethene	0.59	J	1.4	0.14	ug/m3	1		TO-15	Total/NA
Ethylbenzene	0.35	J B	0.87	0.23	ug/m3	1		TO-15	Total/NA
m,p-Xylene	0.58	J	2.2	0.41	ug/m3	1		TO-15	Total/NA
Xylene, o-	0.42	J	0.87	0.23	ug/m3	1		TO-15	Total/NA
Xylene (total)	1.0	J	3.0	0.23	ug/m3	1		TO-15	Total/NA
1,2,4-Trimethylbenzene	0.51	J	0.98	0.39	ug/m3	1		TO-15	Total/NA

This Detection Summary does not include radiochemical test results.

Client Sample Results

Client: GHD Services Inc.
Project/Site: 058507-256042, GM-Lockport Air Samples

Job ID: 480-207414-1

Client Sample ID: OA-1-032823

Lab Sample ID: 480-207414-1

Date Collected: 03/28/23 16:32
Matrix: Air
Date Received: 03/30/23 10:35
Sample Container: Summa Canister 6L

Method: EPA TO-15 - Volatile Organic Compounds in Ambient Air

Analyte	Result	Qualifier	RL	MDL	Unit	D	Prepared	Analyzed	Dil Fac
Dichlorodifluoromethane	**1.8**	**J**	2.5	0.54	ug/m3			04/07/23 21:43	1
Freon 22	**1.3**	**J**	1.8	0.42	ug/m3			04/07/23 21:43	1
1,2-Dichlorotetrafluoroethane	ND		1.4	0.34	ug/m3			04/07/23 21:43	1
Chloromethane	**0.94**	**J**	1.0	0.31	ug/m3			04/07/23 21:43	1
n-Butane	**0.91**	**J**	1.2	0.48	ug/m3			04/07/23 21:43	1
Vinyl chloride	ND		0.51	0.054	ug/m3			04/07/23 21:43	1
1,3-Butadiene	ND		0.44	0.086	ug/m3			04/07/23 21:43	1
Bromomethane	ND		0.78	0.28	ug/m3			04/07/23 21:43	1
Chloroethane	ND		1.3	0.47	ug/m3			04/07/23 21:43	1
Bromoethene(Vinyl Bromide)	ND		0.87	0.22	ug/m3			04/07/23 21:43	1
Trichlorofluoromethane	**0.88**	**J**	1.1	0.28	ug/m3			04/07/23 21:43	1
Freon TF	ND		1.5	0.41	ug/m3			04/07/23 21:43	1
1,1-Dichloroethene	ND		0.79	0.10	ug/m3			04/07/23 21:43	1
Acetone	**4.1**	**J**	12	3.8	ug/m3			04/07/23 21:43	1
Isopropyl alcohol	ND		12	3.9	ug/m3			04/07/23 21:43	1
Carbon disulfide	ND		1.6	0.40	ug/m3			04/07/23 21:43	1
3-Chloropropene	ND		1.6	0.38	ug/m3			04/07/23 21:43	1
Methylene Chloride	**0.85**	**J**	1.7	0.63	ug/m3			04/07/23 21:43	1
tert-Butyl alcohol	ND		15	3.6	ug/m3			04/07/23 21:43	1
Methyl tert-butyl ether	ND		0.72	0.13	ug/m3			04/07/23 21:43	1
trans-1,2-Dichloroethene	ND		0.79	0.091	ug/m3			04/07/23 21:43	1
n-Hexane	**1.4**	**J**	1.8	0.39	ug/m3			04/07/23 21:43	1
1,1-Dichloroethane	ND		0.81	0.10	ug/m3			04/07/23 21:43	1
Methyl Ethyl Ketone	ND		1.5	1.4	ug/m3			04/07/23 21:43	1
cis-1,2-Dichloroethene	ND		0.79	0.083	ug/m3			04/07/23 21:43	1
1,2-Dichloroethene, Total	ND		1.6	0.083	ug/m3			04/07/23 21:43	1
Chloroform	ND		0.98	0.20	ug/m3			04/07/23 21:43	1
Tetrahydrofuran	ND		15	3.8	ug/m3			04/07/23 21:43	1
1,1,1-Trichloroethane	ND		1.1	0.24	ug/m3			04/07/23 21:43	1
Cyclohexane	ND		0.69	0.20	ug/m3			04/07/23 21:43	1
Carbon tetrachloride	**0.20**	**J**	1.3	0.14	ug/m3			04/07/23 21:43	1
2,2,4-Trimethylpentane	ND		0.93	0.18	ug/m3			04/07/23 21:43	1
Benzene	**0.36**	**J**	0.64	0.14	ug/m3			04/07/23 21:43	1
1,2-Dichloroethane	ND		0.81	0.38	ug/m3			04/07/23 21:43	1
n-Heptane	ND		0.82	0.23	ug/m3			04/07/23 21:43	1
Trichloroethene	ND		1.1	0.13	ug/m3			04/07/23 21:43	1
Methyl methacrylate	ND		2.0	0.57	ug/m3			04/07/23 21:43	1
1,2-Dichloropropane	ND		0.92	0.43	ug/m3			04/07/23 21:43	1
1,4-Dioxane	ND		18	4.7	ug/m3			04/07/23 21:43	1
Bromodichloromethane	ND		1.3	0.34	ug/m3			04/07/23 21:43	1
cis-1,3-Dichloropropene	ND		0.91	0.20	ug/m3			04/07/23 21:43	1
methyl isobutyl ketone	ND		2.0	0.53	ug/m3			04/07/23 21:43	1
Toluene	**0.47**	**J**	0.75	0.16	ug/m3			04/07/23 21:43	1
trans-1,3-Dichloropropene	ND		0.91	0.25	ug/m3			04/07/23 21:43	1
1,1,2-Trichloroethane	ND		1.1	0.40	ug/m3			04/07/23 21:43	1
Tetrachloroethene	ND		1.4	0.14	ug/m3			04/07/23 21:43	1
Methyl Butyl Ketone (2-Hexanone)	ND		2.0	0.61	ug/m3			04/07/23 21:43	1
Dibromochloromethane	ND		1.7	0.54	ug/m3			04/07/23 21:43	1

Client Sample ID: OA-1-032823

Lab Sample ID: 480-207414-1

Date Collected: 03/28/23 16:32
Matrix: Air
Date Received: 03/30/23 10:35
Sample Container: Summa Canister 6L

Method: EPA TO-15 - Volatile Organic Compounds in Ambient Air (Continued)

Analyte	Result	Qualifier	RL	MDL	Unit	D	Prepared	Analyzed	Dil Fac
1,2-Dibromoethane	ND		1.5	0.32	ug/m3			04/07/23 21:43	1
Chlorobenzene	ND		0.92	0.20	ug/m3			04/07/23 21:43	1
Ethylbenzene	**0.31**	**J B**	0.87	0.23	ug/m3			04/07/23 21:43	1
m,p-Xylene	ND		2.2	0.41	ug/m3			04/07/23 21:43	1
Xylene, o-	**0.29**	**J**	0.87	0.23	ug/m3			04/07/23 21:43	1
Xylene (total)	**0.29**	**J**	3.0	0.23	ug/m3			04/07/23 21:43	1
Styrene	ND		0.85	0.25	ug/m3			04/07/23 21:43	1
Bromoform	ND		2.1	1.2	ug/m3			04/07/23 21:43	1
Cumene	ND		0.98	0.20	ug/m3			04/07/23 21:43	1
1,1,2,2-Tetrachloroethane	ND		1.4	0.30	ug/m3			04/07/23 21:43	1
n-Propylbenzene	ND		0.98	0.23	ug/m3			04/07/23 21:43	1
4-Ethyltoluene	ND		0.98	0.24	ug/m3			04/07/23 21:43	1
1,3,5-Trimethylbenzene	ND		0.98	0.23	ug/m3			04/07/23 21:43	1
2-Chlorotoluene	ND		1.0	0.24	ug/m3			04/07/23 21:43	1
tert-Butylbenzene	ND		1.1	0.26	ug/m3			04/07/23 21:43	1
1,2,4-Trimethylbenzene	ND		0.98	0.39	ug/m3			04/07/23 21:43	1
sec-Butylbenzene	ND		1.1	0.25	ug/m3			04/07/23 21:43	1
4-Isopropyltoluene	ND		1.1	0.33	ug/m3			04/07/23 21:43	1
1,3-Dichlorobenzene	ND		1.2	0.44	ug/m3			04/07/23 21:43	1
1,4-Dichlorobenzene	ND		1.2	0.54	ug/m3			04/07/23 21:43	1
Benzyl chloride	ND		1.0	0.46	ug/m3			04/07/23 21:43	1
n-Butylbenzene	ND		1.1	0.60	ug/m3			04/07/23 21:43	1
1,2-Dichlorobenzene	ND		1.2	0.40	ug/m3			04/07/23 21:43	1
1,2,4-Trichlorobenzene	ND		3.7	2.4	ug/m3			04/07/23 21:43	1
Hexachlorobutadiene	ND		2.1	1.2	ug/m3			04/07/23 21:43	1
Naphthalene	ND		2.6	1.6	ug/m3			04/07/23 21:43	1

Client Sample ID: 10-IA-1-032823

Lab Sample ID: 480-207414-2

Date Collected: 03/28/23 16:41
Matrix: Air
Date Received: 03/30/23 10:35
Sample Container: Summa Canister 6L

Method: EPA TO-15 - Volatile Organic Compounds in Ambient Air

Analyte	Result	Qualifier	RL	MDL	Unit	D	Prepared	Analyzed	Dil Fac
Dichlorodifluoromethane	**1.8**	**J**	2.5	0.54	ug/m3			04/07/23 22:37	1
Freon 22	**1.2**	**J**	1.8	0.42	ug/m3			04/07/23 22:37	1
1,2-Dichlorotetrafluoroethane	ND		1.4	0.34	ug/m3			04/07/23 22:37	1
Chloromethane	**1.2**		1.0	0.31	ug/m3			04/07/23 22:37	1
n-Butane	**2.1**		1.2	0.48	ug/m3			04/07/23 22:37	1
Vinyl chloride	ND		0.51	0.054	ug/m3			04/07/23 22:37	1
1,3-Butadiene	**0.23**	**J**	0.44	0.086	ug/m3			04/07/23 22:37	1
Bromomethane	ND		0.78	0.28	ug/m3			04/07/23 22:37	1
Chloroethane	ND		1.3	0.47	ug/m3			04/07/23 22:37	1
Bromoethene(Vinyl Bromide)	ND		0.87	0.22	ug/m3			04/07/23 22:37	1
Trichlorofluoromethane	**0.95**	**J**	1.1	0.28	ug/m3			04/07/23 22:37	1
Freon TF	ND		1.5	0.41	ug/m3			04/07/23 22:37	1
1,1-Dichloroethene	ND		0.79	0.10	ug/m3			04/07/23 22:37	1
Acetone	**69**		12	3.8	ug/m3			04/07/23 22:37	1
Isopropyl alcohol	**7.9**	**J**	12	3.9	ug/m3			04/07/23 22:37	1

Client Sample Results

Client: GHD Services Inc.
Project/Site: 058507-256042, GM-Lockport Air Samples

Job ID: 480-207414-1

Client Sample ID: 10-IA-1-032823

Lab Sample ID: 480-207414-2

Date Collected: 03/28/23 16:41
Matrix: Air
Date Received: 03/30/23 10:35
Sample Container: Summa Canister 6L

Method: EPA TO-15 - Volatile Organic Compounds in Ambient Air (Continued)

Analyte	Result	Qualifier	RL	MDL	Unit	D	Prepared	Analyzed	Dil Fac
Carbon disulfide	ND		1.6	0.40	ug/m3			04/07/23 22:37	1
3-Chloropropene	ND		1.6	0.38	ug/m3			04/07/23 22:37	1
Methylene Chloride	**0.84**	**J**	1.7	0.63	ug/m3			04/07/23 22:37	1
tert-Butyl alcohol	ND		15	3.6	ug/m3			04/07/23 22:37	1
Methyl tert-butyl ether	ND		0.72	0.13	ug/m3			04/07/23 22:37	1
trans-1,2-Dichloroethene	ND		0.79	0.091	ug/m3			04/07/23 22:37	1
n-Hexane	**25**		1.8	0.39	ug/m3			04/07/23 22:37	1
1,1-Dichloroethane	ND		0.81	0.10	ug/m3			04/07/23 22:37	1
Methyl Ethyl Ketone	ND		1.5	1.4	ug/m3			04/07/23 22:37	1
cis-1,2-Dichloroethene	**0.47**	**J**	0.79	0.083	ug/m3			04/07/23 22:37	1
1,2-Dichloroethene, Total	**0.47**	**J**	1.6	0.083	ug/m3			04/07/23 22:37	1
Chloroform	ND		0.98	0.20	ug/m3			04/07/23 22:37	1
Tetrahydrofuran	ND		15	3.8	ug/m3			04/07/23 22:37	1
1,1,1-Trichloroethane	ND		1.1	0.24	ug/m3			04/07/23 22:37	1
Cyclohexane	**5.2**		0.69	0.20	ug/m3			04/07/23 22:37	1
Carbon tetrachloride	**0.27**	**J**	1.3	0.14	ug/m3			04/07/23 22:37	1
2,2,4-Trimethylpentane	ND		0.93	0.18	ug/m3			04/07/23 22:37	1
Benzene	**1.3**		0.64	0.14	ug/m3			04/07/23 22:37	1
1,2-Dichloroethane	ND		0.81	0.38	ug/m3			04/07/23 22:37	1
n-Heptane	**0.38**	**J**	0.82	0.23	ug/m3			04/07/23 22:37	1
Trichloroethene	**0.55**	**J**	1.1	0.13	ug/m3			04/07/23 22:37	1
Methyl methacrylate	ND		2.0	0.57	ug/m3			04/07/23 22:37	1
1,2-Dichloropropane	ND		0.92	0.43	ug/m3			04/07/23 22:37	1
1,4-Dioxane	ND		18	4.7	ug/m3			04/07/23 22:37	1
Bromodichloromethane	ND		1.3	0.34	ug/m3			04/07/23 22:37	1
cis-1,3-Dichloropropene	ND		0.91	0.20	ug/m3			04/07/23 22:37	1
methyl isobutyl ketone	ND		2.0	0.53	ug/m3			04/07/23 22:37	1
Toluene	**54**		0.75	0.16	ug/m3			04/07/23 22:37	1
trans-1,3-Dichloropropene	ND		0.91	0.25	ug/m3			04/07/23 22:37	1
1,1,2-Trichloroethane	ND		1.1	0.40	ug/m3			04/07/23 22:37	1
Tetrachloroethene	**5.2**		1.4	0.14	ug/m3			04/07/23 22:37	1
Methyl Butyl Ketone (2-Hexanone)	ND		2.0	0.61	ug/m3			04/07/23 22:37	1
Dibromochloromethane	ND		1.7	0.54	ug/m3			04/07/23 22:37	1
1,2-Dibromoethane	ND		1.5	0.32	ug/m3			04/07/23 22:37	1
Chlorobenzene	**0.32**	**J**	0.92	0.20	ug/m3			04/07/23 22:37	1
Ethylbenzene	**3.4**	**B**	0.87	0.23	ug/m3			04/07/23 22:37	1
m,p-Xylene	**12**		2.2	0.41	ug/m3			04/07/23 22:37	1
Xylene, o-	**3.3**		0.87	0.23	ug/m3			04/07/23 22:37	1
Xylene (total)	**15**		3.0	0.23	ug/m3			04/07/23 22:37	1
Styrene	**0.45**	**J**	0.85	0.25	ug/m3			04/07/23 22:37	1
Bromoform	ND		2.1	1.2	ug/m3			04/07/23 22:37	1
Cumene	ND		0.98	0.20	ug/m3			04/07/23 22:37	1
1,1,2,2-Tetrachloroethane	ND		1.4	0.30	ug/m3			04/07/23 22:37	1
n-Propylbenzene	ND		0.98	0.23	ug/m3			04/07/23 22:37	1
4-Ethyltoluene	ND		0.98	0.24	ug/m3			04/07/23 22:37	1
1,3,5-Trimethylbenzene	ND		0.98	0.23	ug/m3			04/07/23 22:37	1
2-Chlorotoluene	ND		1.0	0.24	ug/m3			04/07/23 22:37	1
tert-Butylbenzene	ND		1.1	0.26	ug/m3			04/07/23 22:37	1

Client Sample ID: 10-IA-1-032823

Lab Sample ID: 480-207414-2

Date Collected: 03/28/23 16:41
Matrix: Air
Date Received: 03/30/23 10:35
Sample Container: Summa Canister 6L

Method: EPA TO-15 - Volatile Organic Compounds in Ambient Air (Continued)

Analyte	Result	Qualifier	RL	MDL	Unit	D	Prepared	Analyzed	Dil Fac
1,2,4-Trimethylbenzene	**0.49**	**J**	0.98	0.39	ug/m3			04/07/23 22:37	1
sec-Butylbenzene	ND		1.1	0.25	ug/m3			04/07/23 22:37	1
4-Isopropyltoluene	ND		1.1	0.33	ug/m3			04/07/23 22:37	1
1,3-Dichlorobenzene	ND		1.2	0.44	ug/m3			04/07/23 22:37	1
1,4-Dichlorobenzene	ND		1.2	0.54	ug/m3			04/07/23 22:37	1
Benzyl chloride	ND		1.0	0.46	ug/m3			04/07/23 22:37	1
n-Butylbenzene	ND		1.1	0.60	ug/m3			04/07/23 22:37	1
1,2-Dichlorobenzene	ND		1.2	0.40	ug/m3			04/07/23 22:37	1
1,2,4-Trichlorobenzene	ND		3.7	2.4	ug/m3			04/07/23 22:37	1
Hexachlorobutadiene	ND		2.1	1.2	ug/m3			04/07/23 22:37	1
Naphthalene	ND		2.6	1.6	ug/m3			04/07/23 22:37	1

Client Sample ID: 10-IA-2-032823

Lab Sample ID: 480-207414-3

Date Collected: 03/28/23 14:00
Matrix: Air
Date Received: 03/30/23 10:35
Sample Container: Summa Canister 6L

Method: EPA TO-15 - Volatile Organic Compounds in Ambient Air

Analyte	Result	Qualifier	RL	MDL	Unit	D	Prepared	Analyzed	Dil Fac
Dichlorodifluoromethane	**1.8**	**J**	2.5	0.54	ug/m3			04/07/23 23:31	1
Freon 22	**1.1**	**J**	1.8	0.42	ug/m3			04/07/23 23:31	1
1,2-Dichlorotetrafluoroethane	ND		1.4	0.34	ug/m3			04/07/23 23:31	1
Chloromethane	**1.0**		1.0	0.31	ug/m3			04/07/23 23:31	1
n-Butane	**2.1**		1.2	0.48	ug/m3			04/07/23 23:31	1
Vinyl chloride	ND		0.51	0.054	ug/m3			04/07/23 23:31	1
1,3-Butadiene	**0.25**	**J**	0.44	0.086	ug/m3			04/07/23 23:31	1
Bromomethane	ND		0.78	0.28	ug/m3			04/07/23 23:31	1
Chloroethane	ND		1.3	0.47	ug/m3			04/07/23 23:31	1
Bromoethene(Vinyl Bromide)	ND		0.87	0.22	ug/m3			04/07/23 23:31	1
Trichlorofluoromethane	**0.87**	**J**	1.1	0.28	ug/m3			04/07/23 23:31	1
Freon TF	ND		1.5	0.41	ug/m3			04/07/23 23:31	1
1,1-Dichloroethene	ND		0.79	0.10	ug/m3			04/07/23 23:31	1
Acetone	**43**		12	3.8	ug/m3			04/07/23 23:31	1
Isopropyl alcohol	**7.8**	**J**	12	3.9	ug/m3			04/07/23 23:31	1
Carbon disulfide	**4.9**		1.6	0.40	ug/m3			04/07/23 23:31	1
3-Chloropropene	ND		1.6	0.38	ug/m3			04/07/23 23:31	1
Methylene Chloride	**0.66**	**J**	1.7	0.63	ug/m3			04/07/23 23:31	1
tert-Butyl alcohol	ND		15	3.6	ug/m3			04/07/23 23:31	1
Methyl tert-butyl ether	ND		0.72	0.13	ug/m3			04/07/23 23:31	1
trans-1,2-Dichloroethene	ND		0.79	0.091	ug/m3			04/07/23 23:31	1
n-Hexane	**15**		1.8	0.39	ug/m3			04/07/23 23:31	1
1,1-Dichloroethane	ND		0.81	0.10	ug/m3			04/07/23 23:31	1
Methyl Ethyl Ketone	**3.8**		1.5	1.4	ug/m3			04/07/23 23:31	1
cis-1,2-Dichloroethene	**0.74**	**J**	0.79	0.083	ug/m3			04/07/23 23:31	1
1,2-Dichloroethene, Total	**0.74**	**J**	1.6	0.083	ug/m3			04/07/23 23:31	1
Chloroform	ND		0.98	0.20	ug/m3			04/07/23 23:31	1
Tetrahydrofuran	ND		15	3.8	ug/m3			04/07/23 23:31	1
1,1,1-Trichloroethane	ND		1.1	0.24	ug/m3			04/07/23 23:31	1
Cyclohexane	**3.6**		0.69	0.20	ug/m3			04/07/23 23:31	1

Client Sample Results

Client: GHD Services Inc.
Project/Site: 058507-256042, GM-Lockport Air Samples

Job ID: 480-207414-1

Client Sample ID: 10-IA-2-032823

Lab Sample ID: 480-207414-3

Date Collected: 03/28/23 14:00
Matrix: Air
Date Received: 03/30/23 10:35
Sample Container: Summa Canister 6L

Method: EPA TO-15 - Volatile Organic Compounds in Ambient Air (Continued)

Analyte	Result	Qualifier	RL	MDL	Unit	D	Prepared	Analyzed	Dil Fac
Carbon tetrachloride	**0.31**	**J**	1.3	0.14	ug/m3			04/07/23 23:31	1
2,2,4-Trimethylpentane	ND		0.93	0.18	ug/m3			04/07/23 23:31	1
Benzene	**1.2**		0.64	0.14	ug/m3			04/07/23 23:31	1
1,2-Dichloroethane	ND		0.81	0.38	ug/m3			04/07/23 23:31	1
n-Heptane	**0.44**	**J**	0.82	0.23	ug/m3			04/07/23 23:31	1
Trichloroethene	**0.83**	**J**	1.1	0.13	ug/m3			04/07/23 23:31	1
Methyl methacrylate	ND		2.0	0.57	ug/m3			04/07/23 23:31	1
1,2-Dichloropropane	ND		0.92	0.43	ug/m3			04/07/23 23:31	1
1,4-Dioxane	ND		18	4.7	ug/m3			04/07/23 23:31	1
Bromodichloromethane	ND		1.3	0.34	ug/m3			04/07/23 23:31	1
cis-1,3-Dichloropropene	ND		0.91	0.20	ug/m3			04/07/23 23:31	1
methyl isobutyl ketone	ND		2.0	0.53	ug/m3			04/07/23 23:31	1
Toluene	**45**		0.75	0.16	ug/m3			04/07/23 23:31	1
trans-1,3-Dichloropropene	ND		0.91	0.25	ug/m3			04/07/23 23:31	1
1,1,2-Trichloroethane	ND		1.1	0.40	ug/m3			04/07/23 23:31	1
Tetrachloroethene	**9.4**		1.4	0.14	ug/m3			04/07/23 23:31	1
Methyl Butyl Ketone (2-Hexanone)	ND		2.0	0.61	ug/m3			04/07/23 23:31	1
Dibromochloromethane	ND		1.7	0.54	ug/m3			04/07/23 23:31	1
1,2-Dibromoethane	ND		1.5	0.32	ug/m3			04/07/23 23:31	1
Chlorobenzene	**0.24**	**J**	0.92	0.20	ug/m3			04/07/23 23:31	1
Ethylbenzene	**16**	**B**	0.87	0.23	ug/m3			04/07/23 23:31	1
m,p-Xylene	**67**		2.2	0.41	ug/m3			04/07/23 23:31	1
Xylene, o-	**17**		0.87	0.23	ug/m3			04/07/23 23:31	1
Xylene (total)	**84**		3.0	0.23	ug/m3			04/07/23 23:31	1
Styrene	ND		0.85	0.25	ug/m3			04/07/23 23:31	1
Bromoform	ND		2.1	1.2	ug/m3			04/07/23 23:31	1
Cumene	**0.24**	**J**	0.98	0.20	ug/m3			04/07/23 23:31	1
1,1,2,2-Tetrachloroethane	ND		1.4	0.30	ug/m3			04/07/23 23:31	1
n-Propylbenzene	ND		0.98	0.23	ug/m3			04/07/23 23:31	1
4-Ethyltoluene	ND		0.98	0.24	ug/m3			04/07/23 23:31	1
1,3,5-Trimethylbenzene	ND		0.98	0.23	ug/m3			04/07/23 23:31	1
2-Chlorotoluene	ND		1.0	0.24	ug/m3			04/07/23 23:31	1
tert-Butylbenzene	ND		1.1	0.26	ug/m3			04/07/23 23:31	1
1,2,4-Trimethylbenzene	**0.61**	**J**	0.98	0.39	ug/m3			04/07/23 23:31	1
sec-Butylbenzene	ND		1.1	0.25	ug/m3			04/07/23 23:31	1
4-Isopropyltoluene	**0.93**	**J**	1.1	0.33	ug/m3			04/07/23 23:31	1
1,3-Dichlorobenzene	ND		1.2	0.44	ug/m3			04/07/23 23:31	1
1,4-Dichlorobenzene	ND		1.2	0.54	ug/m3			04/07/23 23:31	1
Benzyl chloride	ND		1.0	0.46	ug/m3			04/07/23 23:31	1
n-Butylbenzene	ND		1.1	0.60	ug/m3			04/07/23 23:31	1
1,2-Dichlorobenzene	ND		1.2	0.40	ug/m3			04/07/23 23:31	1
1,2,4-Trichlorobenzene	ND		3.7	2.4	ug/m3			04/07/23 23:31	1
Hexachlorobutadiene	ND		2.1	1.2	ug/m3			04/07/23 23:31	1
Naphthalene	ND		2.6	1.6	ug/m3			04/07/23 23:31	1

Client Sample Results

Client: GHD Services Inc.
Project/Site: 058507-256042, GM-Lockport Air Samples

Job ID: 480-207414-1

Client Sample ID: 8-IA-1-032823

Lab Sample ID: 480-207414-4

Date Collected: 03/28/23 16:50
Matrix: Air
Date Received: 03/30/23 10:35
Sample Container: Summa Canister 6L

Method: EPA TO-15 - Volatile Organic Compounds in Ambient Air

Analyte	Result	Qualifier	RL	MDL	Unit	D	Prepared	Analyzed	Dil Fac
Dichlorodifluoromethane	**1.8**	**J**	2.5	0.54	ug/m3			04/08/23 00:24	1
Freon 22	**1.0**	**J**	1.8	0.42	ug/m3			04/08/23 00:24	1
1,2-Dichlorotetrafluoroethane	ND		1.4	0.34	ug/m3			04/08/23 00:24	1
Chloromethane	**0.90**	**J**	1.0	0.31	ug/m3			04/08/23 00:24	1
n-Butane	**2.0**		1.2	0.48	ug/m3			04/08/23 00:24	1
Vinyl chloride	ND		0.51	0.054	ug/m3			04/08/23 00:24	1
1,3-Butadiene	ND		0.44	0.086	ug/m3			04/08/23 00:24	1
Bromomethane	ND		0.78	0.28	ug/m3			04/08/23 00:24	1
Chloroethane	ND		1.3	0.47	ug/m3			04/08/23 00:24	1
Bromoethene(Vinyl Bromide)	ND		0.87	0.22	ug/m3			04/08/23 00:24	1
Trichlorofluoromethane	**1.4**		1.1	0.28	ug/m3			04/08/23 00:24	1
Freon TF	**0.58**	**J**	1.5	0.41	ug/m3			04/08/23 00:24	1
1,1-Dichloroethene	ND		0.79	0.10	ug/m3			04/08/23 00:24	1
Acetone	**13**		12	3.8	ug/m3			04/08/23 00:24	1
Isopropyl alcohol	**10**	**J**	12	3.9	ug/m3			04/08/23 00:24	1
Carbon disulfide	**0.73**	**J**	1.6	0.40	ug/m3			04/08/23 00:24	1
3-Chloropropene	ND		1.6	0.38	ug/m3			04/08/23 00:24	1
Methylene Chloride	ND		1.7	0.63	ug/m3			04/08/23 00:24	1
tert-Butyl alcohol	ND		15	3.6	ug/m3			04/08/23 00:24	1
Methyl tert-butyl ether	ND		0.72	0.13	ug/m3			04/08/23 00:24	1
trans-1,2-Dichloroethene	ND		0.79	0.091	ug/m3			04/08/23 00:24	1
n-Hexane	ND		1.8	0.39	ug/m3			04/08/23 00:24	1
1,1-Dichloroethane	ND		0.81	0.10	ug/m3			04/08/23 00:24	1
Methyl Ethyl Ketone	**1.6**		1.5	1.4	ug/m3			04/08/23 00:24	1
cis-1,2-Dichloroethene	**0.57**	**J**	0.79	0.083	ug/m3			04/08/23 00:24	1
1,2-Dichloroethene, Total	**0.57**	**J**	1.6	0.083	ug/m3			04/08/23 00:24	1
Chloroform	ND		0.98	0.20	ug/m3			04/08/23 00:24	1
Tetrahydrofuran	ND		15	3.8	ug/m3			04/08/23 00:24	1
1,1,1-Trichloroethane	ND		1.1	0.24	ug/m3			04/08/23 00:24	1
Cyclohexane	ND		0.69	0.20	ug/m3			04/08/23 00:24	1
Carbon tetrachloride	**0.30**	**J**	1.3	0.14	ug/m3			04/08/23 00:24	1
2,2,4-Trimethylpentane	ND		0.93	0.18	ug/m3			04/08/23 00:24	1
Benzene	**0.45**	**J**	0.64	0.14	ug/m3			04/08/23 00:24	1
1,2-Dichloroethane	ND		0.81	0.38	ug/m3			04/08/23 00:24	1
n-Heptane	ND		0.82	0.23	ug/m3			04/08/23 00:24	1
Trichloroethene	**1.9**		1.1	0.13	ug/m3			04/08/23 00:24	1
Methyl methacrylate	ND		2.0	0.57	ug/m3			04/08/23 00:24	1
1,2-Dichloropropane	ND		0.92	0.43	ug/m3			04/08/23 00:24	1
1,4-Dioxane	ND		18	4.7	ug/m3			04/08/23 00:24	1
Bromodichloromethane	ND		1.3	0.34	ug/m3			04/08/23 00:24	1
cis-1,3-Dichloropropene	ND		0.91	0.20	ug/m3			04/08/23 00:24	1
methyl isobutyl ketone	ND		2.0	0.53	ug/m3			04/08/23 00:24	1
Toluene	**1.3**		0.75	0.16	ug/m3			04/08/23 00:24	1
trans-1,3-Dichloropropene	ND		0.91	0.25	ug/m3			04/08/23 00:24	1
1,1,2-Trichloroethane	ND		1.1	0.40	ug/m3			04/08/23 00:24	1
Tetrachloroethene	**0.33**	**J**	1.4	0.14	ug/m3			04/08/23 00:24	1
Methyl Butyl Ketone (2-Hexanone)	ND		2.0	0.61	ug/m3			04/08/23 00:24	1
Dibromochloromethane	ND		1.7	0.54	ug/m3			04/08/23 00:24	1

Client Sample Results

Client: GHD Services Inc.
Project/Site: 058507-256042, GM-Lockport Air Samples

Job ID: 480-207414-1

Client Sample ID: 8-IA-1-032823

Lab Sample ID: 480-207414-4

Date Collected: 03/28/23 16:50
Matrix: Air
Date Received: 03/30/23 10:35
Sample Container: Summa Canister 6L

Method: EPA TO-15 - Volatile Organic Compounds in Ambient Air (Continued)

Analyte	Result	Qualifier	RL	MDL	Unit	D	Prepared	Analyzed	Dil Fac
1,2-Dibromoethane	ND		1.5	0.32	ug/m3			04/08/23 00:24	1
Chlorobenzene	ND		0.92	0.20	ug/m3			04/08/23 00:24	1
Ethylbenzene	**0.42**	**J B**	0.87	0.23	ug/m3			04/08/23 00:24	1
m,p-Xylene	**0.83**	**J**	2.2	0.41	ug/m3			04/08/23 00:24	1
Xylene, o-	**0.50**	**J**	0.87	0.23	ug/m3			04/08/23 00:24	1
Xylene (total)	**1.3**	**J**	3.0	0.23	ug/m3			04/08/23 00:24	1
Styrene	ND		0.85	0.25	ug/m3			04/08/23 00:24	1
Bromoform	ND		2.1	1.2	ug/m3			04/08/23 00:24	1
Cumene	ND		0.98	0.20	ug/m3			04/08/23 00:24	1
1,1,2,2-Tetrachloroethane	ND		1.4	0.30	ug/m3			04/08/23 00:24	1
n-Propylbenzene	**0.23**	**J**	0.98	0.23	ug/m3			04/08/23 00:24	1
4-Ethyltoluene	**0.39**	**J**	0.98	0.24	ug/m3			04/08/23 00:24	1
1,3,5-Trimethylbenzene	**0.48**	**J**	0.98	0.23	ug/m3			04/08/23 00:24	1
2-Chlorotoluene	ND		1.0	0.24	ug/m3			04/08/23 00:24	1
tert-Butylbenzene	ND		1.1	0.26	ug/m3			04/08/23 00:24	1
1,2,4-Trimethylbenzene	**1.7**		0.98	0.39	ug/m3			04/08/23 00:24	1
sec-Butylbenzene	ND		1.1	0.25	ug/m3			04/08/23 00:24	1
4-Isopropyltoluene	ND		1.1	0.33	ug/m3			04/08/23 00:24	1
1,3-Dichlorobenzene	ND		1.2	0.44	ug/m3			04/08/23 00:24	1
1,4-Dichlorobenzene	ND		1.2	0.54	ug/m3			04/08/23 00:24	1
Benzyl chloride	ND		1.0	0.46	ug/m3			04/08/23 00:24	1
n-Butylbenzene	ND		1.1	0.60	ug/m3			04/08/23 00:24	1
1,2-Dichlorobenzene	ND		1.2	0.40	ug/m3			04/08/23 00:24	1
1,2,4-Trichlorobenzene	ND		3.7	2.4	ug/m3			04/08/23 00:24	1
Hexachlorobutadiene	ND		2.1	1.2	ug/m3			04/08/23 00:24	1
Naphthalene	ND		2.6	1.6	ug/m3			04/08/23 00:24	1

Client Sample ID: 8-IA-2-032823

Lab Sample ID: 480-207414-5

Date Collected: 03/28/23 16:15
Matrix: Air
Date Received: 03/30/23 10:35
Sample Container: Summa Canister 6L

Method: EPA TO-15 - Volatile Organic Compounds in Ambient Air

Analyte	Result	Qualifier	RL	MDL	Unit	D	Prepared	Analyzed	Dil Fac
Dichlorodifluoromethane	**1.8**	**J**	2.5	0.54	ug/m3			04/08/23 01:17	1
Freon 22	**2.3**		1.8	0.42	ug/m3			04/08/23 01:17	1
1,2-Dichlorotetrafluoroethane	ND		1.4	0.34	ug/m3			04/08/23 01:17	1
Chloromethane	**0.87**	**J**	1.0	0.31	ug/m3			04/08/23 01:17	1
n-Butane	**1.8**		1.2	0.48	ug/m3			04/08/23 01:17	1
Vinyl chloride	ND		0.51	0.054	ug/m3			04/08/23 01:17	1
1,3-Butadiene	ND		0.44	0.086	ug/m3			04/08/23 01:17	1
Bromomethane	ND		0.78	0.28	ug/m3			04/08/23 01:17	1
Chloroethane	ND		1.3	0.47	ug/m3			04/08/23 01:17	1
Bromoethene(Vinyl Bromide)	ND		0.87	0.22	ug/m3			04/08/23 01:17	1
Trichlorofluoromethane	**1.4**		1.1	0.28	ug/m3			04/08/23 01:17	1
Freon TF	**0.53**	**J**	1.5	0.41	ug/m3			04/08/23 01:17	1
1,1-Dichloroethene	ND		0.79	0.10	ug/m3			04/08/23 01:17	1
Acetone	**13**		12	3.8	ug/m3			04/08/23 01:17	1
Isopropyl alcohol	**9.4**	**J**	12	3.9	ug/m3			04/08/23 01:17	1

Client Sample Results

Client: GHD Services Inc.
Project/Site: 058507-256042, GM-Lockport Air Samples

Job ID: 480-207414-1

Client Sample ID: 8-IA-2-032823

Lab Sample ID: 480-207414-5

Date Collected: 03/28/23 16:15
Matrix: Air
Date Received: 03/30/23 10:35
Sample Container: Summa Canister 6L

Method: EPA TO-15 - Volatile Organic Compounds in Ambient Air (Continued)

Analyte	Result	Qualifier	RL	MDL	Unit	D	Prepared	Analyzed	Dil Fac
Carbon disulfide	**0.44**	**J**	1.6	0.40	ug/m3			04/08/23 01:17	1
3-Chloropropene	ND		1.6	0.38	ug/m3			04/08/23 01:17	1
Methylene Chloride	**2.5**		1.7	0.63	ug/m3			04/08/23 01:17	1
tert-Butyl alcohol	ND		15	3.6	ug/m3			04/08/23 01:17	1
Methyl tert-butyl ether	ND		0.72	0.13	ug/m3			04/08/23 01:17	1
trans-1,2-Dichloroethene	ND		0.79	0.091	ug/m3			04/08/23 01:17	1
n-Hexane	**5.1**		1.8	0.39	ug/m3			04/08/23 01:17	1
1,1-Dichloroethane	ND		0.81	0.10	ug/m3			04/08/23 01:17	1
Methyl Ethyl Ketone	**1.6**		1.5	1.4	ug/m3			04/08/23 01:17	1
cis-1,2-Dichloroethene	**0.29**	**J**	0.79	0.083	ug/m3			04/08/23 01:17	1
1,2-Dichloroethene, Total	**0.29**	**J**	1.6	0.083	ug/m3			04/08/23 01:17	1
Chloroform	ND		0.98	0.20	ug/m3			04/08/23 01:17	1
Tetrahydrofuran	ND		15	3.8	ug/m3			04/08/23 01:17	1
1,1,1-Trichloroethane	ND		1.1	0.24	ug/m3			04/08/23 01:17	1
Cyclohexane	ND		0.69	0.20	ug/m3			04/08/23 01:17	1
Carbon tetrachloride	**0.27**	**J**	1.3	0.14	ug/m3			04/08/23 01:17	1
2,2,4-Trimethylpentane	ND		0.93	0.18	ug/m3			04/08/23 01:17	1
Benzene	**0.44**	**J**	0.64	0.14	ug/m3			04/08/23 01:17	1
1,2-Dichloroethane	ND		0.81	0.38	ug/m3			04/08/23 01:17	1
n-Heptane	**0.24**	**J**	0.82	0.23	ug/m3			04/08/23 01:17	1
Trichloroethene	**1.5**		1.1	0.13	ug/m3			04/08/23 01:17	1
Methyl methacrylate	ND		2.0	0.57	ug/m3			04/08/23 01:17	1
1,2-Dichloropropane	ND		0.92	0.43	ug/m3			04/08/23 01:17	1
1,4-Dioxane	ND		18	4.7	ug/m3			04/08/23 01:17	1
Bromodichloromethane	ND		1.3	0.34	ug/m3			04/08/23 01:17	1
cis-1,3-Dichloropropene	ND		0.91	0.20	ug/m3			04/08/23 01:17	1
methyl isobutyl ketone	ND		2.0	0.53	ug/m3			04/08/23 01:17	1
Toluene	**1.5**		0.75	0.16	ug/m3			04/08/23 01:17	1
trans-1,3-Dichloropropene	ND		0.91	0.25	ug/m3			04/08/23 01:17	1
1,1,2-Trichloroethane	ND		1.1	0.40	ug/m3			04/08/23 01:17	1
Tetrachloroethene	**0.21**	**J**	1.4	0.14	ug/m3			04/08/23 01:17	1
Methyl Butyl Ketone (2-Hexanone)	ND		2.0	0.61	ug/m3			04/08/23 01:17	1
Dibromochloromethane	ND		1.7	0.54	ug/m3			04/08/23 01:17	1
1,2-Dibromoethane	ND		1.5	0.32	ug/m3			04/08/23 01:17	1
Chlorobenzene	ND		0.92	0.20	ug/m3			04/08/23 01:17	1
Ethylbenzene	**0.43**	**J B**	0.87	0.23	ug/m3			04/08/23 01:17	1
m,p-Xylene	**0.93**	**J**	2.2	0.41	ug/m3			04/08/23 01:17	1
Xylene, o-	**0.55**	**J**	0.87	0.23	ug/m3			04/08/23 01:17	1
Xylene (total)	**1.5**	**J**	3.0	0.23	ug/m3			04/08/23 01:17	1
Styrene	ND		0.85	0.25	ug/m3			04/08/23 01:17	1
Bromoform	ND		2.1	1.2	ug/m3			04/08/23 01:17	1
Cumene	ND		0.98	0.20	ug/m3			04/08/23 01:17	1
1,1,2,2-Tetrachloroethane	ND		1.4	0.30	ug/m3			04/08/23 01:17	1
n-Propylbenzene	ND		0.98	0.23	ug/m3			04/08/23 01:17	1
4-Ethyltoluene	**0.28**	**J**	0.98	0.24	ug/m3			04/08/23 01:17	1
1,3,5-Trimethylbenzene	**0.34**	**J**	0.98	0.23	ug/m3			04/08/23 01:17	1
2-Chlorotoluene	ND		1.0	0.24	ug/m3			04/08/23 01:17	1
tert-Butylbenzene	ND		1.1	0.26	ug/m3			04/08/23 01:17	1

Client Sample ID: 8-IA-2-032823

Lab Sample ID: 480-207414-5

Date Collected: 03/28/23 16:15
Matrix: Air
Date Received: 03/30/23 10:35
Sample Container: Summa Canister 6L

Method: EPA TO-15 - Volatile Organic Compounds in Ambient Air (Continued)

Analyte	Result	Qualifier	RL	MDL	Unit	D	Prepared	Analyzed	Dil Fac
1,2,4-Trimethylbenzene	**1.2**		0.98	0.39	ug/m3			04/08/23 01:17	1
sec-Butylbenzene	ND		1.1	0.25	ug/m3			04/08/23 01:17	1
4-Isopropyltoluene	ND		1.1	0.33	ug/m3			04/08/23 01:17	1
1,3-Dichlorobenzene	ND		1.2	0.44	ug/m3			04/08/23 01:17	1
1,4-Dichlorobenzene	ND		1.2	0.54	ug/m3			04/08/23 01:17	1
Benzyl chloride	ND		1.0	0.46	ug/m3			04/08/23 01:17	1
n-Butylbenzene	ND		1.1	0.60	ug/m3			04/08/23 01:17	1
1,2-Dichlorobenzene	ND		1.2	0.40	ug/m3			04/08/23 01:17	1
1,2,4-Trichlorobenzene	ND		3.7	2.4	ug/m3			04/08/23 01:17	1
Hexachlorobutadiene	ND		2.1	1.2	ug/m3			04/08/23 01:17	1
Naphthalene	ND		2.6	1.6	ug/m3			04/08/23 01:17	1

Client Sample ID: 7A-IA-1-032823

Lab Sample ID: 480-207414-6

Date Collected: 03/28/23 17:09
Matrix: Air
Date Received: 03/30/23 10:35
Sample Container: Summa Canister 6L

Method: EPA TO-15 - Volatile Organic Compounds in Ambient Air

Analyte	Result	Qualifier	RL	MDL	Unit	D	Prepared	Analyzed	Dil Fac
Dichlorodifluoromethane	**1.8**	**J**	2.5	0.54	ug/m3			04/08/23 02:10	1
Freon 22	**2.5**		1.8	0.42	ug/m3			04/08/23 02:10	1
1,2-Dichlorotetrafluoroethane	ND		1.4	0.34	ug/m3			04/08/23 02:10	1
Chloromethane	**0.93**	**J**	1.0	0.31	ug/m3			04/08/23 02:10	1
n-Butane	**1.1**	**J**	1.2	0.48	ug/m3			04/08/23 02:10	1
Vinyl chloride	ND		0.51	0.054	ug/m3			04/08/23 02:10	1
1,3-Butadiene	ND		0.44	0.086	ug/m3			04/08/23 02:10	1
Bromomethane	ND		0.78	0.28	ug/m3			04/08/23 02:10	1
Chloroethane	ND		1.3	0.47	ug/m3			04/08/23 02:10	1
Bromoethene(Vinyl Bromide)	ND		0.87	0.22	ug/m3			04/08/23 02:10	1
Trichlorofluoromethane	**0.97**	**J**	1.1	0.28	ug/m3			04/08/23 02:10	1
Freon TF	ND		1.5	0.41	ug/m3			04/08/23 02:10	1
1,1-Dichloroethene	ND		0.79	0.10	ug/m3			04/08/23 02:10	1
Acetone	**15**		12	3.8	ug/m3			04/08/23 02:10	1
Isopropyl alcohol	**6.1**	**J**	12	3.9	ug/m3			04/08/23 02:10	1
Carbon disulfide	ND		1.6	0.40	ug/m3			04/08/23 02:10	1
3-Chloropropene	ND		1.6	0.38	ug/m3			04/08/23 02:10	1
Methylene Chloride	**4.5**		1.7	0.63	ug/m3			04/08/23 02:10	1
tert-Butyl alcohol	ND		15	3.6	ug/m3			04/08/23 02:10	1
Methyl tert-butyl ether	ND		0.72	0.13	ug/m3			04/08/23 02:10	1
trans-1,2-Dichloroethene	ND		0.79	0.091	ug/m3			04/08/23 02:10	1
n-Hexane	**5.6**		1.8	0.39	ug/m3			04/08/23 02:10	1
1,1-Dichloroethane	ND		0.81	0.10	ug/m3			04/08/23 02:10	1
Methyl Ethyl Ketone	ND		1.5	1.4	ug/m3			04/08/23 02:10	1
cis-1,2-Dichloroethene	ND		0.79	0.083	ug/m3			04/08/23 02:10	1
1,2-Dichloroethene, Total	ND		1.6	0.083	ug/m3			04/08/23 02:10	1
Chloroform	ND		0.98	0.20	ug/m3			04/08/23 02:10	1
Tetrahydrofuran	ND		15	3.8	ug/m3			04/08/23 02:10	1
1,1,1-Trichloroethane	ND		1.1	0.24	ug/m3			04/08/23 02:10	1
Cyclohexane	ND		0.69	0.20	ug/m3			04/08/23 02:10	1

Client Sample Results

Client: GHD Services Inc.
Project/Site: 058507-256042, GM-Lockport Air Samples

Job ID: 480-207414-1

Client Sample ID: 7A-IA-1-032823

Lab Sample ID: 480-207414-6

Date Collected: 03/28/23 17:09
Matrix: Air
Date Received: 03/30/23 10:35
Sample Container: Summa Canister 6L

Method: EPA TO-15 - Volatile Organic Compounds in Ambient Air (Continued)

Analyte	Result	Qualifier	RL	MDL	Unit	D	Prepared	Analyzed	Dil Fac
Carbon tetrachloride	**0.21**	**J**	1.3	0.14	ug/m3			04/08/23 02:10	1
2,2,4-Trimethylpentane	ND		0.93	0.18	ug/m3			04/08/23 02:10	1
Benzene	**0.45**	**J**	0.64	0.14	ug/m3			04/08/23 02:10	1
1,2-Dichloroethane	ND		0.81	0.38	ug/m3			04/08/23 02:10	1
n-Heptane	**0.34**	**J**	0.82	0.23	ug/m3			04/08/23 02:10	1
Trichloroethene	ND		1.1	0.13	ug/m3			04/08/23 02:10	1
Methyl methacrylate	ND		2.0	0.57	ug/m3			04/08/23 02:10	1
1,2-Dichloropropane	ND		0.92	0.43	ug/m3			04/08/23 02:10	1
1,4-Dioxane	ND		18	4.7	ug/m3			04/08/23 02:10	1
Bromodichloromethane	ND		1.3	0.34	ug/m3			04/08/23 02:10	1
cis-1,3-Dichloropropene	ND		0.91	0.20	ug/m3			04/08/23 02:10	1
methyl isobutyl ketone	ND		2.0	0.53	ug/m3			04/08/23 02:10	1
Toluene	**1.9**		0.75	0.16	ug/m3			04/08/23 02:10	1
trans-1,3-Dichloropropene	ND		0.91	0.25	ug/m3			04/08/23 02:10	1
1,1,2-Trichloroethane	ND		1.1	0.40	ug/m3			04/08/23 02:10	1
Tetrachloroethene	ND		1.4	0.14	ug/m3			04/08/23 02:10	1
Methyl Butyl Ketone (2-Hexanone)	ND		2.0	0.61	ug/m3			04/08/23 02:10	1
Dibromochloromethane	ND		1.7	0.54	ug/m3			04/08/23 02:10	1
1,2-Dibromoethane	ND		1.5	0.32	ug/m3			04/08/23 02:10	1
Chlorobenzene	ND		0.92	0.20	ug/m3			04/08/23 02:10	1
Ethylbenzene	**0.38**	**J B**	0.87	0.23	ug/m3			04/08/23 02:10	1
m,p-Xylene	**0.62**	**J**	2.2	0.41	ug/m3			04/08/23 02:10	1
Xylene, o-	**0.45**	**J**	0.87	0.23	ug/m3			04/08/23 02:10	1
Xylene (total)	**1.1**	**J**	3.0	0.23	ug/m3			04/08/23 02:10	1
Styrene	ND		0.85	0.25	ug/m3			04/08/23 02:10	1
Bromoform	ND		2.1	1.2	ug/m3			04/08/23 02:10	1
Cumene	ND		0.98	0.20	ug/m3			04/08/23 02:10	1
1,1,2,2-Tetrachloroethane	ND		1.4	0.30	ug/m3			04/08/23 02:10	1
n-Propylbenzene	ND		0.98	0.23	ug/m3			04/08/23 02:10	1
4-Ethyltoluene	ND		0.98	0.24	ug/m3			04/08/23 02:10	1
1,3,5-Trimethylbenzene	ND		0.98	0.23	ug/m3			04/08/23 02:10	1
2-Chlorotoluene	ND		1.0	0.24	ug/m3			04/08/23 02:10	1
tert-Butylbenzene	ND		1.1	0.26	ug/m3			04/08/23 02:10	1
1,2,4-Trimethylbenzene	**0.59**	**J**	0.98	0.39	ug/m3			04/08/23 02:10	1
sec-Butylbenzene	ND		1.1	0.25	ug/m3			04/08/23 02:10	1
4-Isopropyltoluene	ND		1.1	0.33	ug/m3			04/08/23 02:10	1
1,3-Dichlorobenzene	ND		1.2	0.44	ug/m3			04/08/23 02:10	1
1,4-Dichlorobenzene	ND		1.2	0.54	ug/m3			04/08/23 02:10	1
Benzyl chloride	ND		1.0	0.46	ug/m3			04/08/23 02:10	1
n-Butylbenzene	ND		1.1	0.60	ug/m3			04/08/23 02:10	1
1,2-Dichlorobenzene	ND		1.2	0.40	ug/m3			04/08/23 02:10	1
1,2,4-Trichlorobenzene	ND		3.7	2.4	ug/m3			04/08/23 02:10	1
Hexachlorobutadiene	ND		2.1	1.2	ug/m3			04/08/23 02:10	1
Naphthalene	ND		2.6	1.6	ug/m3			04/08/23 02:10	1

Client Sample Results

Client: GHD Services Inc.
Project/Site: 058507-256042, GM-Lockport Air Samples

Job ID: 480-207414-1

Client Sample ID: 7A-IA-2-032823

Lab Sample ID: 480-207414-7

Date Collected: 03/28/23 17:04
Matrix: Air
Date Received: 03/30/23 10:35
Sample Container: Summa Canister 6L

Method: EPA TO-15 - Volatile Organic Compounds in Ambient Air

Analyte	Result	Qualifier	RL	MDL	Unit	D	Prepared	Analyzed	Dil Fac
Dichlorodifluoromethane	**1.9**	**J**	2.5	0.54	ug/m3			04/08/23 03:02	1
Freon 22	**3.2**		1.8	0.42	ug/m3			04/08/23 03:02	1
1,2-Dichlorotetrafluoroethane	ND		1.4	0.34	ug/m3			04/08/23 03:02	1
Chloromethane	**0.92**	**J**	1.0	0.31	ug/m3			04/08/23 03:02	1
n-Butane	**5.2**		1.2	0.48	ug/m3			04/08/23 03:02	1
Vinyl chloride	ND		0.51	0.054	ug/m3			04/08/23 03:02	1
1,3-Butadiene	ND		0.44	0.086	ug/m3			04/08/23 03:02	1
Bromomethane	ND		0.78	0.28	ug/m3			04/08/23 03:02	1
Chloroethane	ND		1.3	0.47	ug/m3			04/08/23 03:02	1
Bromoethene(Vinyl Bromide)	ND		0.87	0.22	ug/m3			04/08/23 03:02	1
Trichlorofluoromethane	**0.95**	**J**	1.1	0.28	ug/m3			04/08/23 03:02	1
Freon TF	**0.46**	**J**	1.5	0.41	ug/m3			04/08/23 03:02	1
1,1-Dichloroethene	ND		0.79	0.10	ug/m3			04/08/23 03:02	1
Acetone	**9.8**	**J**	12	3.8	ug/m3			04/08/23 03:02	1
Isopropyl alcohol	**13**		12	3.9	ug/m3			04/08/23 03:02	1
Carbon disulfide	ND		1.6	0.40	ug/m3			04/08/23 03:02	1
3-Chloropropene	ND		1.6	0.38	ug/m3			04/08/23 03:02	1
Methylene Chloride	ND		1.7	0.63	ug/m3			04/08/23 03:02	1
tert-Butyl alcohol	ND		15	3.6	ug/m3			04/08/23 03:02	1
Methyl tert-butyl ether	ND		0.72	0.13	ug/m3			04/08/23 03:02	1
trans-1,2-Dichloroethene	ND		0.79	0.091	ug/m3			04/08/23 03:02	1
n-Hexane	ND		1.8	0.39	ug/m3			04/08/23 03:02	1
1,1-Dichloroethane	ND		0.81	0.10	ug/m3			04/08/23 03:02	1
Methyl Ethyl Ketone	ND		1.5	1.4	ug/m3			04/08/23 03:02	1
cis-1,2-Dichloroethene	ND		0.79	0.083	ug/m3			04/08/23 03:02	1
1,2-Dichloroethene, Total	ND		1.6	0.083	ug/m3			04/08/23 03:02	1
Chloroform	**0.35**	**J**	0.98	0.20	ug/m3			04/08/23 03:02	1
Tetrahydrofuran	ND		15	3.8	ug/m3			04/08/23 03:02	1
1,1,1-Trichloroethane	ND		1.1	0.24	ug/m3			04/08/23 03:02	1
Cyclohexane	ND		0.69	0.20	ug/m3			04/08/23 03:02	1
Carbon tetrachloride	**0.29**	**J**	1.3	0.14	ug/m3			04/08/23 03:02	1
2,2,4-Trimethylpentane	ND		0.93	0.18	ug/m3			04/08/23 03:02	1
Benzene	**0.34**	**J**	0.64	0.14	ug/m3			04/08/23 03:02	1
1,2-Dichloroethane	ND		0.81	0.38	ug/m3			04/08/23 03:02	1
n-Heptane	ND		0.82	0.23	ug/m3			04/08/23 03:02	1
Trichloroethene	**0.18**	**J**	1.1	0.13	ug/m3			04/08/23 03:02	1
Methyl methacrylate	ND		2.0	0.57	ug/m3			04/08/23 03:02	1
1,2-Dichloropropane	ND		0.92	0.43	ug/m3			04/08/23 03:02	1
1,4-Dioxane	ND		18	4.7	ug/m3			04/08/23 03:02	1
Bromodichloromethane	ND		1.3	0.34	ug/m3			04/08/23 03:02	1
cis-1,3-Dichloropropene	ND		0.91	0.20	ug/m3			04/08/23 03:02	1
methyl isobutyl ketone	ND		2.0	0.53	ug/m3			04/08/23 03:02	1
Toluene	**0.81**		0.75	0.16	ug/m3			04/08/23 03:02	1
trans-1,3-Dichloropropene	ND		0.91	0.25	ug/m3			04/08/23 03:02	1
1,1,2-Trichloroethane	ND		1.1	0.40	ug/m3			04/08/23 03:02	1
Tetrachloroethene	**0.59**	**J**	1.4	0.14	ug/m3			04/08/23 03:02	1
Methyl Butyl Ketone (2-Hexanone)	ND		2.0	0.61	ug/m3			04/08/23 03:02	1
Dibromochloromethane	ND		1.7	0.54	ug/m3			04/08/23 03:02	1

Client Sample Results

Client: GHD Services Inc.
Project/Site: 058507-256042, GM-Lockport Air Samples

Job ID: 480-207414-1

Client Sample ID: 7A-IA-2-032823

Lab Sample ID: 480-207414-7

Date Collected: 03/28/23 17:04
Matrix: Air
Date Received: 03/30/23 10:35
Sample Container: Summa Canister 6L

Method: EPA TO-15 - Volatile Organic Compounds in Ambient Air (Continued)

Analyte	Result	Qualifier	RL	MDL	Unit	D	Prepared	Analyzed	Dil Fac
1,2-Dibromoethane	ND		1.5	0.32	ug/m3			04/08/23 03:02	1
Chlorobenzene	ND		0.92	0.20	ug/m3			04/08/23 03:02	1
Ethylbenzene	**0.35**	**J B**	0.87	0.23	ug/m3			04/08/23 03:02	1
m,p-Xylene	**0.58**	**J**	2.2	0.41	ug/m3			04/08/23 03:02	1
Xylene, o-	**0.42**	**J**	0.87	0.23	ug/m3			04/08/23 03:02	1
Xylene (total)	**1.0**	**J**	3.0	0.23	ug/m3			04/08/23 03:02	1
Styrene	ND		0.85	0.25	ug/m3			04/08/23 03:02	1
Bromoform	ND		2.1	1.2	ug/m3			04/08/23 03:02	1
Cumene	ND		0.98	0.20	ug/m3			04/08/23 03:02	1
1,1,2,2-Tetrachloroethane	ND		1.4	0.30	ug/m3			04/08/23 03:02	1
n-Propylbenzene	ND		0.98	0.23	ug/m3			04/08/23 03:02	1
4-Ethyltoluene	ND		0.98	0.24	ug/m3			04/08/23 03:02	1
1,3,5-Trimethylbenzene	ND		0.98	0.23	ug/m3			04/08/23 03:02	1
2-Chlorotoluene	ND		1.0	0.24	ug/m3			04/08/23 03:02	1
tert-Butylbenzene	ND		1.1	0.26	ug/m3			04/08/23 03:02	1
1,2,4-Trimethylbenzene	**0.51**	**J**	0.98	0.39	ug/m3			04/08/23 03:02	1
sec-Butylbenzene	ND		1.1	0.25	ug/m3			04/08/23 03:02	1
4-Isopropyltoluene	ND		1.1	0.33	ug/m3			04/08/23 03:02	1
1,3-Dichlorobenzene	ND		1.2	0.44	ug/m3			04/08/23 03:02	1
1,4-Dichlorobenzene	ND		1.2	0.54	ug/m3			04/08/23 03:02	1
Benzyl chloride	ND		1.0	0.46	ug/m3			04/08/23 03:02	1
n-Butylbenzene	ND		1.1	0.60	ug/m3			04/08/23 03:02	1
1,2-Dichlorobenzene	ND		1.2	0.40	ug/m3			04/08/23 03:02	1
1,2,4-Trichlorobenzene	ND		3.7	2.4	ug/m3			04/08/23 03:02	1
Hexachlorobutadiene	ND		2.1	1.2	ug/m3			04/08/23 03:02	1
Naphthalene	ND		2.6	1.6	ug/m3			04/08/23 03:02	1

Method: TO-15 - Volatile Organic Compounds in Ambient Air

Lab Sample ID: MB 200-190112/5
Matrix: Air
Analysis Batch: 190112

Client Sample ID: Method Blank
Prep Type: Total/NA

Analyte	MB Result	MB Qualifier	RL	MDL	Unit	D	Prepared	Analyzed	Dil Fac
Dichlorodifluoromethane	ND		2.5	0.54	ug/m3			04/07/23 12:57	1
Freon 22	ND		1.8	0.42	ug/m3			04/07/23 12:57	1
1,2-Dichlorotetrafluoroethane	ND		1.4	0.34	ug/m3			04/07/23 12:57	1
Chloromethane	ND		1.0	0.31	ug/m3			04/07/23 12:57	1
n-Butane	ND		1.2	0.48	ug/m3			04/07/23 12:57	1
Vinyl chloride	ND		0.51	0.054	ug/m3			04/07/23 12:57	1
1,3-Butadiene	ND		0.44	0.086	ug/m3			04/07/23 12:57	1
Bromomethane	ND		0.78	0.28	ug/m3			04/07/23 12:57	1
Chloroethane	ND		1.3	0.47	ug/m3			04/07/23 12:57	1
Bromoethene(Vinyl Bromide)	ND		0.87	0.22	ug/m3			04/07/23 12:57	1
Trichlorofluoromethane	ND		1.1	0.28	ug/m3			04/07/23 12:57	1
Freon TF	ND		1.5	0.41	ug/m3			04/07/23 12:57	1
1,1-Dichloroethene	ND		0.79	0.10	ug/m3			04/07/23 12:57	1
Acetone	ND		12	3.8	ug/m3			04/07/23 12:57	1
Isopropyl alcohol	ND		12	3.9	ug/m3			04/07/23 12:57	1
Carbon disulfide	ND		1.6	0.40	ug/m3			04/07/23 12:57	1
3-Chloropropene	ND		1.6	0.38	ug/m3			04/07/23 12:57	1
Methylene Chloride	ND		1.7	0.63	ug/m3			04/07/23 12:57	1
tert-Butyl alcohol	ND		15	3.6	ug/m3			04/07/23 12:57	1
Methyl tert-butyl ether	ND		0.72	0.13	ug/m3			04/07/23 12:57	1
trans-1,2-Dichloroethene	ND		0.79	0.091	ug/m3			04/07/23 12:57	1
n-Hexane	ND		1.8	0.39	ug/m3			04/07/23 12:57	1
1,1-Dichloroethane	ND		0.81	0.10	ug/m3			04/07/23 12:57	1
Methyl Ethyl Ketone	ND		1.5	1.4	ug/m3			04/07/23 12:57	1
cis-1,2-Dichloroethene	ND		0.79	0.083	ug/m3			04/07/23 12:57	1
1,2-Dichloroethene, Total	ND		1.6	0.083	ug/m3			04/07/23 12:57	1
Chloroform	ND		0.98	0.20	ug/m3			04/07/23 12:57	1
Tetrahydrofuran	ND		15	3.8	ug/m3			04/07/23 12:57	1
1,1,1-Trichloroethane	ND		1.1	0.24	ug/m3			04/07/23 12:57	1
Cyclohexane	ND		0.69	0.20	ug/m3			04/07/23 12:57	1
Carbon tetrachloride	ND		1.3	0.14	ug/m3			04/07/23 12:57	1
2,2,4-Trimethylpentane	ND		0.93	0.18	ug/m3			04/07/23 12:57	1
Benzene	ND		0.64	0.14	ug/m3			04/07/23 12:57	1
1,2-Dichloroethane	ND		0.81	0.38	ug/m3			04/07/23 12:57	1
n-Heptane	ND		0.82	0.23	ug/m3			04/07/23 12:57	1
Trichloroethene	ND		1.1	0.13	ug/m3			04/07/23 12:57	1
Methyl methacrylate	ND		2.0	0.57	ug/m3			04/07/23 12:57	1
1,2-Dichloropropane	ND		0.92	0.43	ug/m3			04/07/23 12:57	1
1,4-Dioxane	ND		18	4.7	ug/m3			04/07/23 12:57	1
Bromodichloromethane	ND		1.3	0.34	ug/m3			04/07/23 12:57	1
cis-1,3-Dichloropropene	ND		0.91	0.20	ug/m3			04/07/23 12:57	1
methyl isobutyl ketone	ND		2.0	0.53	ug/m3			04/07/23 12:57	1
Toluene	ND		0.75	0.16	ug/m3			04/07/23 12:57	1
trans-1,3-Dichloropropene	ND		0.91	0.25	ug/m3			04/07/23 12:57	1
1,1,2-Trichloroethane	ND		1.1	0.40	ug/m3			04/07/23 12:57	1
Tetrachloroethene	ND		1.4	0.14	ug/m3			04/07/23 12:57	1
Methyl Butyl Ketone (2-Hexanone)	ND		2.0	0.61	ug/m3			04/07/23 12:57	1
Dibromochloromethane	ND		1.7	0.54	ug/m3			04/07/23 12:57	1

Method: TO-15 - Volatile Organic Compounds in Ambient Air (Continued)

Lab Sample ID: MB 200-190112/5
Matrix: Air
Analysis Batch: 190112

Client Sample ID: Method Blank
Prep Type: Total/NA

Analyte	MB Result	MB Qualifier	RL	MDL	Unit	D	Prepared	Analyzed	Dil Fac
1,2-Dibromoethane	ND		1.5	0.32	ug/m3			04/07/23 12:57	1
Chlorobenzene	ND		0.92	0.20	ug/m3			04/07/23 12:57	1
Ethylbenzene	0.230	J	0.87	0.23	ug/m3			04/07/23 12:57	1
m,p-Xylene	ND		2.2	0.41	ug/m3			04/07/23 12:57	1
Xylene, o-	ND		0.87	0.23	ug/m3			04/07/23 12:57	1
Xylene (total)	ND		3.0	0.23	ug/m3			04/07/23 12:57	1
Styrene	ND		0.85	0.25	ug/m3			04/07/23 12:57	1
Bromoform	ND		2.1	1.2	ug/m3			04/07/23 12:57	1
Cumene	ND		0.98	0.20	ug/m3			04/07/23 12:57	1
1,1,2,2-Tetrachloroethane	ND		1.4	0.30	ug/m3			04/07/23 12:57	1
n-Propylbenzene	ND		0.98	0.23	ug/m3			04/07/23 12:57	1
4-Ethyltoluene	ND		0.98	0.24	ug/m3			04/07/23 12:57	1
1,3,5-Trimethylbenzene	ND		0.98	0.23	ug/m3			04/07/23 12:57	1
2-Chlorotoluene	ND		1.0	0.24	ug/m3			04/07/23 12:57	1
tert-Butylbenzene	ND		1.1	0.26	ug/m3			04/07/23 12:57	1
1,2,4-Trimethylbenzene	ND		0.98	0.39	ug/m3			04/07/23 12:57	1
sec-Butylbenzene	ND		1.1	0.25	ug/m3			04/07/23 12:57	1
4-Isopropyltoluene	ND		1.1	0.33	ug/m3			04/07/23 12:57	1
1,3-Dichlorobenzene	ND		1.2	0.44	ug/m3			04/07/23 12:57	1
1,4-Dichlorobenzene	ND		1.2	0.54	ug/m3			04/07/23 12:57	1
Benzyl chloride	ND		1.0	0.46	ug/m3			04/07/23 12:57	1
n-Butylbenzene	ND		1.1	0.60	ug/m3			04/07/23 12:57	1
1,2-Dichlorobenzene	ND		1.2	0.40	ug/m3			04/07/23 12:57	1
1,2,4-Trichlorobenzene	ND		3.7	2.4	ug/m3			04/07/23 12:57	1
Hexachlorobutadiene	ND		2.1	1.2	ug/m3			04/07/23 12:57	1
Naphthalene	ND		2.6	1.6	ug/m3			04/07/23 12:57	1

Lab Sample ID: LCS 200-190112/4
Matrix: Air
Analysis Batch: 190112

Client Sample ID: Lab Control Sample
Prep Type: Total/NA

Analyte	Spike Added	LCS Result	LCS Qualifier	Unit	D	%Rec	%Rec Limits
Dichlorodifluoromethane	49.4	50.8		ug/m3		103	61 - 142
Freon 22	35.4	35.9		ug/m3		102	60 - 147
1,2-Dichlorotetrafluoroethane	69.9	69.4		ug/m3		99	71 - 141
Chloromethane	20.6	21.0		ug/m3		102	56 - 141
n-Butane	23.8	23.7		ug/m3		100	53 - 151
Vinyl chloride	25.6	25.9		ug/m3		101	61 - 135
1,3-Butadiene	22.1	24.7		ug/m3		112	58 - 139
Bromomethane	38.8	37.6		ug/m3		97	72 - 124
Chloroethane	26.4	26.5		ug/m3		100	68 - 130
Bromoethene(Vinyl Bromide)	43.7	42.6		ug/m3		97	75 - 125
Trichlorofluoromethane	56.2	53.5		ug/m3		95	70 - 129
Freon TF	76.6	74.8		ug/m3		98	70 - 121
1,1-Dichloroethene	39.6	37.3		ug/m3		94	68 - 120
Acetone	23.7	22.9		ug/m3		96	54 - 154
Isopropyl alcohol	24.6	26.1		ug/m3		106	53 - 142
Carbon disulfide	31.1	30.9		ug/m3		99	71 - 138
3-Chloropropene	31.3	31.1		ug/m3		99	50 - 150

Method: TO-15 - Volatile Organic Compounds in Ambient Air (Continued)

Lab Sample ID: LCS 200-190112/4
Matrix: Air
Analysis Batch: 190112

Client Sample ID: Lab Control Sample
Prep Type: Total/NA

Analyte	Spike Added	LCS Result	LCS Qualifier	Unit	D	%Rec	%Rec Limits
Methylene Chloride	34.7	34.9		ug/m3		100	59 - 137
tert-Butyl alcohol	30.3	30.4		ug/m3		100	66 - 132
Methyl tert-butyl ether	36.0	34.2		ug/m3		95	70 - 127
trans-1,2-Dichloroethene	39.6	39.0		ug/m3		98	69 - 137
n-Hexane	35.2	32.4		ug/m3		92	63 - 138
1,1-Dichloroethane	40.5	36.5		ug/m3		90	66 - 130
Methyl Ethyl Ketone	29.5	25.9		ug/m3		88	72 - 124
cis-1,2-Dichloroethene	39.6	38.2		ug/m3		96	72 - 121
Chloroform	48.8	46.7		ug/m3		96	73 - 124
Tetrahydrofuran	29.5	27.7		ug/m3		94	60 - 149
1,1,1-Trichloroethane	54.6	53.0		ug/m3		97	72 - 127
Cyclohexane	34.4	33.4		ug/m3		97	76 - 124
Carbon tetrachloride	62.9	69.0		ug/m3		110	71 - 133
2,2,4-Trimethylpentane	46.7	48.6		ug/m3		104	68 - 131
Benzene	31.9	31.7		ug/m3		99	73 - 119
1,2-Dichloroethane	40.5	41.8		ug/m3		103	68 - 135
n-Heptane	41.0	42.4		ug/m3		103	60 - 142
Trichloroethene	53.7	52.7		ug/m3		98	73 - 122
Methyl methacrylate	40.9	39.8		ug/m3		97	73 - 129
1,2-Dichloropropane	46.2	45.3		ug/m3		98	69 - 128
1,4-Dioxane	36.0	38.8		ug/m3		108	66 - 129
Bromodichloromethane	67.0	68.4		ug/m3		102	75 - 127
cis-1,3-Dichloropropene	45.4	45.8		ug/m3		101	74 - 125
methyl isobutyl ketone	41.0	39.8		ug/m3		97	58 - 144
Toluene	37.7	36.6		ug/m3		97	75 - 122
trans-1,3-Dichloropropene	45.4	46.6		ug/m3		103	74 - 128
1,1,2-Trichloroethane	54.6	54.7		ug/m3		100	75 - 126
Tetrachloroethene	67.8	69.3		ug/m3		102	70 - 125
Methyl Butyl Ketone (2-Hexanone)	41.0	39.2		ug/m3		96	57 - 143
Dibromochloromethane	85.2	91.8		ug/m3		108	73 - 125
1,2-Dibromoethane	76.8	78.5		ug/m3		102	78 - 122
Chlorobenzene	46.0	47.6		ug/m3		103	76 - 119
Ethylbenzene	43.4	42.6		ug/m3		98	74 - 122
m,p-Xylene	86.8	92.4		ug/m3		106	76 - 121
Xylene, o-	43.4	44.4		ug/m3		102	73 - 123
Styrene	42.6	46.8		ug/m3		110	74 - 125
Bromoform	103	116		ug/m3		112	53 - 149
Cumene	49.1	52.8		ug/m3		107	73 - 123
1,1,2,2-Tetrachloroethane	68.6	71.0		ug/m3		103	74 - 126
n-Propylbenzene	49.1	52.3		ug/m3		106	73 - 127
4-Ethyltoluene	49.2	52.2		ug/m3		106	75 - 129
1,3,5-Trimethylbenzene	49.2	52.2		ug/m3		106	72 - 126
2-Chlorotoluene	51.8	55.3		ug/m3		107	74 - 126
tert-Butylbenzene	54.9	56.3		ug/m3		103	71 - 125
1,2,4-Trimethylbenzene	49.2	50.2		ug/m3		102	71 - 129
sec-Butylbenzene	54.9	56.1		ug/m3		102	70 - 128
4-Isopropyltoluene	54.9	54.9		ug/m3		100	68 - 130
1,3-Dichlorobenzene	60.1	62.4		ug/m3		104	69 - 131

Method: TO-15 - Volatile Organic Compounds in Ambient Air (Continued)

Lab Sample ID: LCS 200-190112/4
Matrix: Air
Analysis Batch: 190112

Client Sample ID: Lab Control Sample
Prep Type: Total/NA

Analyte	Spike Added	LCS Result	LCS Qualifier	Unit	D	%Rec	%Rec Limits
1,4-Dichlorobenzene	60.1	61.7		ug/m3		103	67 - 132
Benzyl chloride	51.8	54.4		ug/m3		105	60 - 136
n-Butylbenzene	54.9	54.1		ug/m3		98	65 - 137
1,2-Dichlorobenzene	60.1	61.6		ug/m3		103	68 - 129
1,2,4-Trichlorobenzene	74.2	77.7		ug/m3		105	50 - 150
Hexachlorobutadiene	107	101		ug/m3		95	58 - 130
Naphthalene	52.4	58.5		ug/m3		112	50 - 150

Lab Sample ID: 480-207414-7 DU
Matrix: Air
Analysis Batch: 190112

Client Sample ID: 7A-IA-2-032823
Prep Type: Total/NA

Analyte	Sample Result	Sample Qualifier	DU Result	DU Qualifier	Unit	D	RPD	RPD Limit
Dichlorodifluoromethane	1.9	J	1.86	J	ug/m3		0.4	25
Freon 22	3.2		3.11		ug/m3		2	25
1,2-Dichlorotetrafluoroethane	ND		ND		ug/m3		NC	25
Chloromethane	0.92	J	0.928	J	ug/m3		0.6	25
n-Butane	5.2		5.10		ug/m3		2	25
Vinyl chloride	ND		ND		ug/m3		NC	25
1,3-Butadiene	ND		ND		ug/m3		NC	25
Bromomethane	ND		ND		ug/m3		NC	25
Chloroethane	ND		ND		ug/m3		NC	25
Bromoethene(Vinyl Bromide)	ND		ND		ug/m3		NC	25
Trichlorofluoromethane	0.95	J	0.978	J	ug/m3		3	25
Freon TF	0.46	J	ND		ug/m3		NC	25
1,1-Dichloroethene	ND		ND		ug/m3		NC	25
Acetone	9.8	J	9.71	J	ug/m3		0.9	25
Isopropyl alcohol	13		12.4		ug/m3		0.8	25
Carbon disulfide	ND		ND		ug/m3		NC	25
3-Chloropropene	ND		ND		ug/m3		NC	25
Methylene Chloride	ND		ND		ug/m3		NC	25
tert-Butyl alcohol	ND		ND		ug/m3		NC	25
Methyl tert-butyl ether	ND		ND		ug/m3		NC	25
trans-1,2-Dichloroethene	ND		ND		ug/m3		NC	25
n-Hexane	ND		ND		ug/m3		NC	25
1,1-Dichloroethane	ND		ND		ug/m3		NC	25
Methyl Ethyl Ketone	ND		ND		ug/m3		NC	25
cis-1,2-Dichloroethene	ND		ND		ug/m3		NC	25
1,2-Dichloroethene, Total	ND		ND		ug/m3		NC	25
Chloroform	0.35	J	0.356	J	ug/m3		1	25
Tetrahydrofuran	ND		ND		ug/m3		NC	25
1,1,1-Trichloroethane	ND		ND		ug/m3		NC	25
Cyclohexane	ND		ND		ug/m3		NC	25
Carbon tetrachloride	0.29	J	0.310	J	ug/m3		5	25
2,2,4-Trimethylpentane	ND		ND		ug/m3		NC	25
Benzene	0.34	J	0.350	J	ug/m3		2	25
1,2-Dichloroethane	ND		ND		ug/m3		NC	25
n-Heptane	ND		ND		ug/m3		NC	25
Trichloroethene	0.18	J	0.149	J	ug/m3		20	25

Method: TO-15 - Volatile Organic Compounds in Ambient Air (Continued)

Lab Sample ID: 480-207414-7 DU
Client Sample ID: 7A-IA-2-032823
Matrix: Air
Prep Type: Total/NA
Analysis Batch: 190112

Analyte	Sample Result	Sample Qualifier		DU Result	DU Qualifier	Unit	D			RPD	RPD Limit
Methyl methacrylate	ND			ND		ug/m3				NC	25
1,2-Dichloropropane	ND			ND		ug/m3				NC	25
1,4-Dioxane	ND			ND		ug/m3				NC	25
Bromodichloromethane	ND			ND		ug/m3				NC	25
cis-1,3-Dichloropropene	ND			ND		ug/m3				NC	25
methyl isobutyl ketone	ND			ND		ug/m3				NC	25
Toluene	0.81			0.791		ug/m3				3	25
trans-1,3-Dichloropropene	ND			ND		ug/m3				NC	25
1,1,2-Trichloroethane	ND			ND		ug/m3				NC	25
Tetrachloroethene	0.59	J		0.593	J	ug/m3				0.2	25
Methyl Butyl Ketone (2-Hexanone)	ND			ND		ug/m3				NC	25
Dibromochloromethane	ND			ND		ug/m3				NC	25
1,2-Dibromoethane	ND			ND		ug/m3				NC	25
Chlorobenzene	ND			ND		ug/m3				NC	25
Ethylbenzene	0.35	J B		0.344	J	ug/m3				2	25
m,p-Xylene	0.58	J		0.574	J	ug/m3				2	25
Xylene, o-	0.42	J		0.416	J	ug/m3				0.3	25
Xylene (total)	1.0	J		0.990	J	ug/m3				1	25
Styrene	ND			ND		ug/m3				NC	25
Bromoform	ND			ND		ug/m3				NC	25
Cumene	ND			ND		ug/m3				NC	25
1,1,2,2-Tetrachloroethane	ND			ND		ug/m3				NC	25
n-Propylbenzene	ND			ND		ug/m3				NC	25
4-Ethyltoluene	ND			ND		ug/m3				NC	25
1,3,5-Trimethylbenzene	ND			ND		ug/m3				NC	25
2-Chlorotoluene	ND			ND		ug/m3				NC	25
tert-Butylbenzene	ND			ND		ug/m3				NC	25
1,2,4-Trimethylbenzene	0.51	J		0.476	J	ug/m3				6	25
sec-Butylbenzene	ND			ND		ug/m3				NC	25
4-Isopropyltoluene	ND			ND		ug/m3				NC	25
1,3-Dichlorobenzene	ND			ND		ug/m3				NC	25
1,4-Dichlorobenzene	ND			ND		ug/m3				NC	25
Benzyl chloride	ND			ND		ug/m3				NC	25
n-Butylbenzene	ND			ND		ug/m3				NC	25
1,2-Dichlorobenzene	ND			ND		ug/m3				NC	25
1,2,4-Trichlorobenzene	ND			ND		ug/m3				NC	25
Hexachlorobutadiene	ND			ND		ug/m3				NC	25
Naphthalene	ND			ND		ug/m3				NC	25

QC Association Summary

Client: GHD Services Inc.
Project/Site: 058507-256042, GM-Lockport Air Samples

Job ID: 480-207414-1

Air - GC/MS VOA

Analysis Batch: 190112

Lab Sample ID	Client Sample ID	Prep Type	Matrix	Method	Prep Batch
480-207414-1	OA-1-032823	Total/NA	Air	TO-15	
480-207414-2	10-IA-1-032823	Total/NA	Air	TO-15	
480-207414-3	10-IA-2-032823	Total/NA	Air	TO-15	
480-207414-4	8-IA-1-032823	Total/NA	Air	TO-15	
480-207414-5	8-IA-2-032823	Total/NA	Air	TO-15	
480-207414-6	7A-IA-1-032823	Total/NA	Air	TO-15	
480-207414-7	7A-IA-2-032823	Total/NA	Air	TO-15	
MB 200-190112/5	Method Blank	Total/NA	Air	TO-15	
LCS 200-190112/4	Lab Control Sample	Total/NA	Air	TO-15	
480-207414-7 DU	7A-IA-2-032823	Total/NA	Air	TO-15	

Lab Chronicle

Client: GHD Services Inc.
Project/Site: 058507-256042, GM-Lockport Air Samples

Job ID: 480-207414-1

Client Sample ID: OA-1-032823 — Lab Sample ID: 480-207414-1

Date Collected: 03/28/23 16:32 — **Matrix: Air**
Date Received: 03/30/23 10:35

Prep Type	Batch Type	Batch Method	Run	Dilution Factor	Batch Number	Analyst	Lab	Prepared or Analyzed
Total/NA	Analysis	TO-15		1	190112	A1B	EET BUR	04/07/23 21:43

Client Sample ID: 10-IA-1-032823 — Lab Sample ID: 480-207414-2

Date Collected: 03/28/23 16:41 — **Matrix: Air**
Date Received: 03/30/23 10:35

Prep Type	Batch Type	Batch Method	Run	Dilution Factor	Batch Number	Analyst	Lab	Prepared or Analyzed
Total/NA	Analysis	TO-15		1	190112	A1B	EET BUR	04/07/23 22:37

Client Sample ID: 10-IA-2-032823 — Lab Sample ID: 480-207414-3

Date Collected: 03/28/23 14:00 — **Matrix: Air**
Date Received: 03/30/23 10:35

Prep Type	Batch Type	Batch Method	Run	Dilution Factor	Batch Number	Analyst	Lab	Prepared or Analyzed
Total/NA	Analysis	TO-15		1	190112	A1B	EET BUR	04/07/23 23:31

Client Sample ID: 8-IA-1-032823 — Lab Sample ID: 480-207414-4

Date Collected: 03/28/23 16:50 — **Matrix: Air**
Date Received: 03/30/23 10:35

Prep Type	Batch Type	Batch Method	Run	Dilution Factor	Batch Number	Analyst	Lab	Prepared or Analyzed
Total/NA	Analysis	TO-15		1	190112	A1B	EET BUR	04/08/23 00:24

Client Sample ID: 8-IA-2-032823 — Lab Sample ID: 480-207414-5

Date Collected: 03/28/23 16:15 — **Matrix: Air**
Date Received: 03/30/23 10:35

Prep Type	Batch Type	Batch Method	Run	Dilution Factor	Batch Number	Analyst	Lab	Prepared or Analyzed
Total/NA	Analysis	TO-15		1	190112	A1B	EET BUR	04/08/23 01:17

Client Sample ID: 7A-IA-1-032823 — Lab Sample ID: 480-207414-6

Date Collected: 03/28/23 17:09 — **Matrix: Air**
Date Received: 03/30/23 10:35

Prep Type	Batch Type	Batch Method	Run	Dilution Factor	Batch Number	Analyst	Lab	Prepared or Analyzed
Total/NA	Analysis	TO-15		1	190112	A1B	EET BUR	04/08/23 02:10

Client Sample ID: 7A-IA-2-032823 — Lab Sample ID: 480-207414-7

Date Collected: 03/28/23 17:04 — **Matrix: Air**
Date Received: 03/30/23 10:35

Prep Type	Batch Type	Batch Method	Run	Dilution Factor	Batch Number	Analyst	Lab	Prepared or Analyzed
Total/NA	Analysis	TO-15		1	190112	A1B	EET BUR	04/08/23 03:02

Laboratory References:

EET BUR = Eurofins Burlington, 530 Community Drive, Suite 11, South Burlington, VT 05403, TEL (802)660-1990

Accreditation/Certification Summary

Client: GHD Services Inc.
Job ID: 480-207414-1
Project/Site: 058507-256042, GM-Lockport Air Samples

Laboratory: Eurofins Burlington

Unless otherwise noted, all analytes for this laboratory were covered under each accreditation/certification below.

Authority	Program	Identification Number	Expiration Date
New York	NELAP	10391	04-01-24

The following analytes are included in this report, but the laboratory is not certified by the governing authority. This list may include analytes for which the agency does not offer certification.

Analysis Method	Prep Method	Matrix	Analyte
TO-15		Air	1,2-Dichloroethene, Total
TO-15		Air	4-Ethyltoluene
TO-15		Air	4-Isopropyltoluene
TO-15		Air	Freon 22
TO-15		Air	Methyl Butyl Ketone (2-Hexanone)
TO-15		Air	n-Butane
TO-15		Air	n-Butylbenzene
TO-15		Air	n-Propylbenzene
TO-15		Air	sec-Butylbenzene
TO-15		Air	tert-Butylbenzene
TO-15		Air	Tetrahydrofuran

Method Summary

Client: GHD Services Inc.
Project/Site: 058507-256042, GM-Lockport Air Samples

Job ID: 480-207414-1

Method	Method Description	Protocol	Laboratory
TO-15	Volatile Organic Compounds in Ambient Air	EPA	EET BUR

Protocol References:

EPA = US Environmental Protection Agency

Laboratory References:

EET BUR = Eurofins Burlington, 530 Community Drive, Suite 11, South Burlington, VT 05403, TEL (802)660-1990

Sample Summary

Client: GHD Services Inc.
Job ID: 480-207414-1
Project/Site: 058507-256042, GM-Lockport Air Samples

Lab Sample ID	Client Sample ID	Matrix	Collected	Received	Asset ID
480-207414-1	OA-1-032823	Air	03/28/23 16:32	03/30/23 10:35	Air Canister (6-Liter) #3344
480-207414-2	10-IA-1-032823	Air	03/28/23 16:41	03/30/23 10:35	Air Canister (6-Liter) #2786
480-207414-3	10-IA-2-032823	Air	03/28/23 14:00	03/30/23 10:35	Air Canister (6-Liter) #2687
480-207414-4	8-IA-1-032823	Air	03/28/23 16:50	03/30/23 10:35	Air Canister (6-Liter) #3210
480-207414-5	8-IA-2-032823	Air	03/28/23 16:15	03/30/23 10:35	Air Canister (6-Liter) #4307
480-207414-6	7A-IA-1-032823	Air	03/28/23 17:09	03/30/23 10:35	Air Canister (6-Liter) #5456
480-207414-7	7A-IA-2-032823	Air	03/28/23 17:04	03/30/23 10:35	Air Canister (6-Liter) #3405

Post-Sampling Air Canister Pressure Check Record

Login # (w/ Location Code)	Date	Time (Military)	Lab BP ("Hg)	Lab Temp (°C)	Pressure Gauge ID	Analyst
480-207414	03/31/23	17:11	29.9	24	G20	JR

Sampling Information and Return Equipment Check	Yes	N o	Comments
(1) Is a Field Test Data Sheet (FTDS) or similar sampling documentation present?	Yes		
(2) Is the flow controller ID used for each canister recorded?	Yes		
(3) MA MCP & NJ DKQP: Check return flow rate for flow controllers		N o	
(4) Is visible sign of damage to canister and/or flow controller (FC) present?		N o	
If damage observed, list equipment IDs and describe condition:			

Post-Sampling Return Pressure Check

Lab ID	Canister ID	Pressure[1] ("Hg)	Anomaly[2] (Y/N)	FC ID[3]	FC Check[4] Reference	FC Return (Y/N)	Can Cert Batch ID	Comments
480-207414-A-1	3344	-6.6	N	3120	95/64	Y	5031-54739	
480-207414-A-2	2786	-6.8	N	4030	95/64	Y	34001304-54739	
480-207414-A-3	2687	-4.8	N	3702	95/69	Y	5031-54739	
480-207414-A-4	3210	-5.9	N	6553	95/64	Y	5031-54739	
480-207414-A-5	4307	-7.0	N	8859	95/64	Y	5031-54739	
480-207414-A-6	5456	-3.3	N	4996	95/64	Y	34001304-54739	
480-207414-A-7	3405	-6.6	N	6550	95/70	Y	5031-54739	

[1] Criteria: Return Pressure should be between -1 and -10 ("Hg) with the exception of grab samples or those using 100 or 200mL/minute flow controllers. These samples must be returned at no lower than -10"Hg, but have no specific criteria otherwise.

[2] If return pressure is not within criteria, initiate Non-Conformance Memo.

[3] Record the ID of the FC used for sampling if information is provided, otherwise leave blank.

[4] Record the Flow Controller Set Flow Rate Logbook ID and Page number in which the original FC Check was recorded

Eurofins TestAmerica, Burlington
530 Community Drive
Suite 11
South Burlington, VT 05403-6809
phone 802.660.1990 fax 802.660.1919

Canister Samples Chain of Custody Record

TestAmerica Laboratories, Inc. assumes no liability with respect to the collection and shipment of these samples

480-207414 Chain of Custody

TestAmerica Laboratories, Inc. d/b/a Eurofins TestAmerica

Client Contact Information	**Client Project Manager:** Thomas Bohlen	**Samples Collected By:** M. Brown / R. Milville	COC No
Company Name: GZA	**Phone:** (716) 570-5983		1 of 1 COCs
Address: 300 Pearl St. Suite 700	**Email:** Thomas.Bohlen@GZA.com		TALS Project #:
City/State/Zip Buffalo, NY, 14202			**For Lab Use Only:**
Phone. (716) 803-5717	**Site Contact:**		Walk-in Client:
FAX.	**Tel/Fax**		Lab Sampling:
Project Name. GM Lockport	**Analysis Turnaround Time**		
Site/Location:	Standard (Specific). X		Job / SDG No :
P O #	Rush (Specifiy):		(See below for Add'l Items)

Sample Identification	Sample Start Date	Time Start	Sample End Date	Time Stop	Canister Vacuum in Field, "Hg (Start)	Canister Vacuum in Field, "Hg (Stop)	Flow Controller ID	Canister ID	TO-14/15 (Standard / Low Level)	TO-15 SIM	EPA 3C	EPA 25C	ASTM D-1946	EPA 15/16	Other (Please specify in notes section)	Sample Type	Indoor Air/Ambient Air	Sub-Slab	Soil Gas	Soil Vapor Extraction (SVE)	Landfill Gas	Other (Please specify in notes section)	Sample Specific Notes:
OA-1-032823	3/28/23	0832	3/28/23	1632	30	8	3120	3344	X														Outdoor AIR
10-IA-1-032823		0841		1641	29	5	4030	2786		X							X						
10-IA-2-032823		0843		1400	30	5	3702	2687		X							X						
8-IA-1-032823		0855		1650	29	5	6553	3210		X							X						
8-IA-2-032823		0853		1615	28	5	8859	4307		X							X						
7A-IA-1-032823		0909		1709	28	5	4996	5456		X							X						
7A-IA-2-032823		0904		1704	29	6	6550	3405		X							X						

Temperature (Fahrenheit)			
Start	Interior 65	Ambient 34	
Stop	68	42	

Pressure (inches of Hg)			
Start	Interior	Ambient	
Stop			

Special Instructions/QC Requirements & Comments:

Samples Shipped by: MB	**Date / Time:**	**Samples Received by:** 3/30/23 1035	
Samples Relinquished by:	**Date / Time:** 3/28/23 - 1749	**Received by:** SM	
Relinquished by:	**Date / Time:**	**Received by:**	
Lab Use Only: **Shipper Name:**	**Opened by:**	**Condition:**	

Form No. CA-C-WI-003, Rev. 2.28, dated 1/8/2021

eurofins | Environment Testing TestAmerica

Part # 159469-434 MTW EXP 01/24

ORIGIN ID:DKKA (716) 691-2600
SAMPLE RECEIPT
EUROFINS BUFFALO
10 HAZELWOOD DR

AMHERST, NY 14228
UNITED STATES US

SHIP DATE: 29MAR23
ACTWGT: 34.75 LB
CAD: 846654/CAFE3621
DIMS: 21x21x17 IN

BILL SENDER

582C2/105E/432A

TO SAMPLE MGT.
EUROFINS BURLINGTON
530 COMMUNITY DRIVE
SUITE 11
SOUTH BURLINGTON VT 05403
(802) 923-1026
REF: EUROFINS BURLINGTON

FedEx Express

J22302206060101

2 of 3

MPS# 0263 6159 4586 7402

Mstr# 6159 4586 7398 0201

THU - 30 MAR 10:30A
PRIORITY OVERNIGHT

NX BTVA

05403
VT-US BTV

eurofins | Environment Testing TestAmerica

Part # 159469-434 MTW EXP 01/24

ORIGIN ID:DKKA (716) 691-2600
SAMPLE RECEIPT
EUROFINS BUFFALO
10 HAZELWOOD DR

AMHERST, NY 14228
UNITED STATES US

SHIP DATE: 29MAR23
ACTWGT: 34.75 LB
CAD: 846654/CAFE3621
DIMS: 21x21x17 IN

BILL SENDER

582C2/105E/432A

TO SAMPLE MGT.
EUROFINS BURLINGTON
530 COMMUNITY DRIVE
SUITE 11
SOUTH BURLINGTON VT 05403
(802) 923-1026
REF: EUROFINS BURLINGTON

FedEx Express

J22302206060101

1 of 3

TRK# 0201 6159 4586 7398

MASTER

THU - 30 MAR 10:30A
PRIORITY OVERNIGHT

NX BTVA

05403
VT-US BTV

Login Sample Receipt Checklist

Client: GHD Services Inc.

Job Number: 480-207414-1

Login Number: 207414
List Number: 1
Creator: Reynolds, Jamie K

List Source: Eurofins Buffalo

Question	Answer	Comment
Radioactivity wasn't checked or is </= background as measured by a survey meter.	N/A	Lab does not accept radioactive samples.
The cooler's custody seal, if present, is intact.	True	
Sample custody seals, if present, are intact.	True	
The cooler or samples do not appear to have been compromised or tampered with.	True	
Samples were received on ice.	N/A	Thermal preservation not required.
Cooler Temperature is acceptable.	True	
Cooler Temperature is recorded.	N/A	Thermal preservation not required.
COC is present.	True	
COC is filled out in ink and legible.	True	
COC is filled out with all pertinent information.	True	
Is the Field Sampler's name present on COC?	True	
There are no discrepancies between the containers received and the COC.	True	
Samples are received within Holding Time (excluding tests with immediate HTs)	True	
Sample containers have legible labels.	True	
Containers are not broken or leaking.	True	
Sample collection date/times are provided.	True	
Appropriate sample containers are used.	True	
Sample bottles are completely filled.	N/A	
Sample Preservation Verified.	True	
There is sufficient vol. for all requested analyses, incl. any requested MS/MSDs	True	
Containers requiring zero headspace have no headspace or bubble is <6mm (1/4").	N/A	
Multiphasic samples are not present.	True	
Samples do not require splitting or compositing.	True	
Residual Chlorine Checked.	N/A	Check done at department level as required.

Pre-Shipment Clean Canister Certification Report

Canister Cleaning & Pre-Shipment Leak Test

System ID	Max DF#	# Cycles	Cleaning Start Date/Time		System Start Temp(s):		Technician	Can Size	Certification Type:
Top Rack	10	25	3/16/2023	1423	22	22	SML	6 liter	batch

Port	Can ID	Initial[1] (psia)	Final (psia)	Diff.[3]	Final ("Hg)	Initial Reading Gauge:	Date:	Time:	Tech:	Temp:	Final Reading Gauge:	Date:	Time:	Tech:	Temp:
1	2687	.04	.04	Ø	29.4	G26	3/17/23	1241	←	22.0	G26	3/18/23	1227	←	22.0
2	3210		.04	Ø		G26					G26				
3	2568		.04	Ø		G26					G26				
4	4307		.21	.17		G26					G26				
5	3344		.04	Ø		G26					G26				
6	4018		.04	Ø		G26					G26				
7	5614		.04	Ø		G26					G26				
8	3350		.04	Ø		G26					G26				
9	4473		.04	Ø		G26					G26				
10	3405		.04	Ø		G26					G26				
11	5431	←	.04	Ø	←	G26	←	←	←	←	G26	←	←	←	←
12	5031	.04	.04	Ø	29.7	G26	3/18/23	1302	←	22.0	G26	3/20/23	1530	←	22.0

[1] Batch Certification: The reading is taken on the "batch" canister and this value is used as the initial pressure for all canisters in the batch.

[3] Difference = Final Pressure - Initial Pressure . Acceptance Criteria: (1) The difference must be less than or equal to + 0.25psi. (2) Pressure readings must be at least 24 hours apart.

If time frame was not met, the PM must authorize shipment of canister **PM Authorization** **Date:**

Clean Canister Certification Analysis & Authorization of Release to Inventory

Test Method: ☐ TO15 Routine ☐ TO15 LL

Can ID	Date	Sequence	Analyst	Inventory Level 1	2	3	4	Secondary Review Limited	Review Date	Revi
5031	3/18/23	54739	SLI		XXXXXXX				3/18/23	C

Inventory Level 1: Individual Canister Certification (TO15LL 0.01).

Inventory Level 2: Individual or Batch Certification (TO15 0.04 ppbv).

Inventory Level 3: Individual or Batch Certification (TO15 0.2 ppbv).

Inventory Level Limited: Canisters may only be used for certain projects.

Dup Tees/Vac gauges (enter IDs if included):

Comments:

Form ID: FAI023:12
Revision Date: 12/18/2018

TestAmerica Burlington

200-67304-A-12
5031
Location: Air-Storage
Bottle: Summa Canister 6L
Sampled: 3/16/2023 12:00 AM 200-1715448

Loc: 200
67304
#12 A
Air-Storag

Pre-Shipment Clean Canister Certification Report

Canister Cleaning & Pre-Shipment Leak Test

System ID	Max DF#	# Cycles	Cleaning Start Date/Time		System Start Temp(s):		Technician	Can Size	Certification Type:
Oven 1/2	10	50	3/16/2023	1308	22	22	SML	6 liter	batch

Port	Can ID	Initial[1] (psia)	Final (psia)	Diff.[3]	Final ("Hg)	Initial Reading Gauge:	Date:	Time:	Tech:	Temp:	Final Reading Gauge:	Date:	Time:	Tech:	Temp:
1	3659	1.04	1.04	Ø	29.4	G26	3/17/23	1154	—	22.0	G26	3/18/23	1252	—	22.0
2	5084		1.04	Ø		G26					G26				
3	3513		1.04	Ø		G26					G26				
4	9287		1.04	Ø		G26					G26				
5	3153		1.04	Ø		G26					G26				
6	3160		1.04	Ø		G26					G26				
7	5456		1.04	Ø		G26					G26				
8	3563		1.04	Ø		G26					G26				
9	5051		1.04	Ø		G26					G26				
10	2786		1.04	Ø		G26					G26				
11	2864		1.04	Ø		G26					G26				
12	34001304	1.04	1.04	Ø	29.7	G26	3/18/23	1327	—	22.0	G26	3/20/23	1530	—	22.0

[1] Batch Certification: The reading is taken on the "batch" canister and this value is used as the initial pressure for all canisters in the batch.

[3] Difference = Final Pressure - Initial Pressure . Acceptance Criteria: (1) The difference must be less than or equal to + 0.25psi. (2) Pressure readings must be at least 24 hours apart.

If time frame was not met, the PM must authorize shipment of canister **PM Authorization** **Date:**

Clean Canister Certification Analysis & Authorization of Release to Inventory

Test Method: ☐ TO15 Routine ☐ TO15 LL

Can ID	Date	Sequence	Analyst	Inventory Level 1	2	3	4	Secondary Review Limited	Review Date	Reviewer
34001304	3/18/23	54739	SLI		XXXXXXX				3/18/23	CC

Inventory Level 1: Individual Canister Certification (TO15LL 0.01).

Inventory Level 2: Individual or Batch Certification (TO15 0.04 ppbv).

Inventory Level 3: Individual or Batch Certification (TO15 0.2 ppbv).

Inventory Level Limited: Canisters may only be used for certain projects.

Dup Tees/Vac gauges (enter IDs if included):

Comments:

Form ID: FAI023:12
Revision Date: 12/18/2018

TestAmerica Burlington

200-67307-A-12
34001304
Location: Air-Storage
Bottle: Summa Canister 6L
Sampled: 3/16/2023 12:00 AM 200-1715474

Loc: 200
67307
#12 A
Air-Storag

Page 37 of 51

4/11/2023

FORM I
AIR - GC/MS VOA ORGANICS ANALYSIS DATA SHEET

Lab Name: Eurofins Burlington | Job No.: 200-67304-1

SDG No.:

Client Sample ID: 5031 | Lab Sample ID: 200-67304-12

Matrix: Air | Lab File ID: 54739-18.D

Analysis Method: TO-15 | Date Collected: 03/16/2023 00:00

Sample wt/vol: 1000(mL) | Date Analyzed: 03/18/2023 01:00

Soil Aliquot Vol: | Dilution Factor: 0.2

Soil Extract Vol.: | GC Column: RTX-624 ID: 0.32(mm)

Purge Volume: | Heated Purge: (Y/N) pH:

% Moisture: % Solids: | Level: (low/med) Low

Analysis Batch No.: 189446 | Units: ppb v/v

CAS NO.	COMPOUND NAME	RESULT	Q	RL	RL
115-07-1	Propylene	1.0	U	1.0	1.0
75-71-8	Dichlorodifluoromethane	0.10	U	0.10	0.10
75-45-6	Freon 22	0.10	U	0.10	0.10
76-14-2	1,2-Dichlorotetrafluoroethane	0.040	U	0.040	0.040
74-87-3	Chloromethane	0.10	U	0.10	0.10
106-97-8	n-Butane	0.10	U	0.10	0.10
75-01-4	Vinyl chloride	0.040	U	0.040	0.040
106-99-0	1,3-Butadiene	0.040	U	0.040	0.040
74-83-9	Bromomethane	0.040	U	0.040	0.040
75-00-3	Chloroethane	0.10	U	0.10	0.10
593-60-2	Bromoethene(Vinyl Bromide)	0.040	U	0.040	0.040
75-69-4	Trichlorofluoromethane	0.040	U	0.040	0.040
64-17-5	Ethanol	1.0	U	1.0	1.0
76-13-1	Freon TF	0.040	U	0.040	0.040
75-35-4	1,1-Dichloroethene	0.040	U	0.040	0.040
67-64-1	Acetone	1.0	U	1.0	1.0
67-63-0	Isopropyl alcohol	1.0	U	1.0	1.0
75-15-0	Carbon disulfide	0.10	U	0.10	0.10
107-05-1	3-Chloropropene	0.10	U	0.10	0.10
75-09-2	Methylene Chloride	0.10	U	0.10	0.10
75-65-0	tert-Butyl alcohol	1.0	U	1.0	1.0
1634-04-4	Methyl tert-butyl ether	0.040	U	0.040	0.040
156-60-5	trans-1,2-Dichloroethene	0.040	U	0.040	0.040
110-54-3	n-Hexane	0.10	U	0.10	0.10
75-34-3	1,1-Dichloroethane	0.040	U	0.040	0.040
108-05-4	Vinyl acetate	1.0	U	1.0	1.0
141-78-6	Ethyl acetate	1.0	U	1.0	1.0
78-93-3	Methyl Ethyl Ketone	0.10	U	0.10	0.10
156-59-2	cis-1,2-Dichloroethene	0.040	U	0.040	0.040
540-59-0	1,2-Dichloroethene, Total	0.080	U	0.080	0.080
67-66-3	Chloroform	0.040	U	0.040	0.040
109-99-9	Tetrahydrofuran	1.0	U	1.0	1.0
71-55-6	1,1,1-Trichloroethane	0.040	U	0.040	0.040
110-82-7	Cyclohexane	0.040	U	0.040	0.040

FORM I
AIR - GC/MS VOA ORGANICS ANALYSIS DATA SHEET

Lab Name: Eurofins Burlington
Job No.: 200-67304-1
SDG No.:
Client Sample ID: 5031
Lab Sample ID: 200-67304-12
Matrix: Air
Lab File ID: 54739-18.D
Analysis Method: TO-15
Date Collected: 03/16/2023 00:00
Sample wt/vol: 1000(mL)
Date Analyzed: 03/18/2023 01:00
Soil Aliquot Vol:
Dilution Factor: 0.2
Soil Extract Vol.:
GC Column: RTX-624 ID: 0.32(mm)
Purge Volume:
Heated Purge: (Y/N) pH:
% Moisture: % Solids:
Level: (low/med) Low
Analysis Batch No.: 189446
Units: ppb v/v

CAS NO.	COMPOUND NAME	RESULT	Q	RL	RL
56-23-5	Carbon tetrachloride	0.040	U	0.040	0.040
540-84-1	2,2,4-Trimethylpentane	0.040	U	0.040	0.040
71-43-2	Benzene	0.040	U	0.040	0.040
107-06-2	1,2-Dichloroethane	0.040	U	0.040	0.040
142-82-5	n-Heptane	0.040	U	0.040	0.040
79-01-6	Trichloroethene	0.040	U	0.040	0.040
80-62-6	Methyl methacrylate	0.10	U	0.10	0.10
78-87-5	1,2-Dichloropropane	0.040	U	0.040	0.040
123-91-1	1,4-Dioxane	1.0	U	1.0	1.0
75-27-4	Bromodichloromethane	0.040	U	0.040	0.040
10061-01-5	cis-1,3-Dichloropropene	0.040	U	0.040	0.040
108-10-1	methyl isobutyl ketone	0.10	U	0.10	0.10
108-88-3	Toluene	0.040	U	0.040	0.040
10061-02-6	trans-1,3-Dichloropropene	0.040	U	0.040	0.040
79-00-5	1,1,2-Trichloroethane	0.040	U	0.040	0.040
127-18-4	Tetrachloroethene	0.040	U	0.040	0.040
591-78-6	Methyl Butyl Ketone (2-Hexanone)	0.10	U	0.10	0.10
124-48-1	Dibromochloromethane	0.040	U	0.040	0.040
106-93-4	1,2-Dibromoethane	0.040	U	0.040	0.040
108-90-7	Chlorobenzene	0.040	U	0.040	0.040
100-41-4	Ethylbenzene	0.040	U	0.040	0.040
179601-23-1	m,p-Xylene	0.10	U	0.10	0.10
95-47-6	Xylene, o-	0.040	U	0.040	0.040
1330-20-7	Xylene (total)	0.14	U	0.14	0.14
100-42-5	Styrene	0.040	U	0.040	0.040
75-25-2	Bromoform	0.040	U	0.040	0.040
98-82-8	Cumene	0.040	U	0.040	0.040
79-34-5	1,1,2,2-Tetrachloroethane	0.040	U	0.040	0.040
103-65-1	n-Propylbenzene	0.040	U	0.040	0.040
622-96-8	4-Ethyltoluene	0.040	U	0.040	0.040
108-67-8	1,3,5-Trimethylbenzene	0.040	U	0.040	0.040
95-49-8	2-Chlorotoluene	0.040	U	0.040	0.040
98-06-6	tert-Butylbenzene	0.040	U	0.040	0.040
95-63-6	1,2,4-Trimethylbenzene	0.040	U	0.040	0.040

FORM I
AIR - GC/MS VOA ORGANICS ANALYSIS DATA SHEET

Lab Name: Eurofins Burlington
Job No.: 200-67304-1
SDG No.:
Client Sample ID: 5031
Lab Sample ID: 200-67304-12
Matrix: Air
Lab File ID: 54739-18.D
Analysis Method: TO-15
Date Collected: 03/16/2023 00:00
Sample wt/vol: 1000(mL)
Date Analyzed: 03/18/2023 01:00
Soil Aliquot Vol:
Dilution Factor: 0.2
Soil Extract Vol.:
GC Column: RTX-624 ID: 0.32(mm)
Purge Volume:
Heated Purge: (Y/N) pH:
% Moisture: % Solids:
Level: (low/med) Low
Analysis Batch No.: 189446
Units: ppb v/v

CAS NO.	COMPOUND NAME	RESULT	Q	RL	RL
135-98-8	sec-Butylbenzene	0.040	U	0.040	0.040
99-87-6	4-Isopropyltoluene	0.040	U	0.040	0.040
541-73-1	1,3-Dichlorobenzene	0.040	U	0.040	0.040
106-46-7	1,4-Dichlorobenzene	0.040	U	0.040	0.040
100-44-7	Benzyl chloride	0.040	U	0.040	0.040
104-51-8	n-Butylbenzene	0.040	U	0.040	0.040
95-50-1	1,2-Dichlorobenzene	0.040	U	0.040	0.040
120-82-1	1,2,4-Trichlorobenzene	0.10	U	0.10	0.10
87-68-3	Hexachlorobutadiene	0.040	U	0.040	0.040
91-20-3	Naphthalene	0.10	U	0.10	0.10

Eurofins Burlington
Target Compound Quantitation Report

Data File: \\chromfs\Burlington\ChromData\CHX.i\20230317-54739.b\54739-18.D
Lims ID: 200-67304-A-12
Client ID: 5031
Sample Type: Client
Inject. Date: 18-Mar-2023 01:00:30 ALS Bottle#: 17 Worklist Smp#: 18
Purge Vol: 5.000 mL Dil. Factor: 0.2000
Sample Info: 200-0054739-018
Misc. Info.: 67304-12
Operator ID: wrd Instrument ID: CHX.i

Method: \\chromfs\Burlington\ChromData\CHX.i\20230317-54739.b\TO15_MasterMethod_X.m.m
Limit Group: AI_TO15_ICAL
Last Update: 20-Mar-2023 11:13:04 Calib Date: 08-Mar-2023 20:55:30
Integrator: RTE ID Type: Deconvolution ID
Quant Method: Internal Standard Quant By: Initial Calibration
Last ICal File: \\chromfs\Burlington\ChromData\CHX.i\20230308-54617.b\54617-12.D

Column 1 : RTX-624 (0.32 mm) Det: MS SCAN
Process Host: CTX1632

First Level Reviewer: bunmaa Date: 20-Mar-2023 11:14:59

Compound	Sig	RT (min.)	Adj RT (min.)	Dlt RT (min.)	Q	Response	OnCol Amt ppb v/v	Flags
1 Propene	41		4.354				ND	
3 Dichlorodifluoromethane	85		4.450				ND	
4 Chlorodifluoromethane	51		4.504				ND	
5 1,2-Dichloro-1,1,2,2-tetrafluoro	85		4.825				ND	
6 Chloromethane	50		4.948				ND	
7 Vinyl chloride	62		5.269				ND	
8 Butane	43		5.269				ND	
9 Butadiene	54		5.386				ND	
10 Bromomethane	94		6.108				ND	
12 Chloroethane	64		6.381				ND	
14 Vinyl bromide	106		6.804				ND	
15 Trichlorofluoromethane	101		6.959				ND	
17 Ethanol	45	7.467	7.457	0.091	98	3020	0.2129	
20 1,1-Dichloroethene	96		8.029				ND	
21 1,1,2-Trichloro-1,2,2-trifluoroe	101		8.066				ND	
22 Acetone	43		8.141				ND	7
24 Carbon disulfide	76	8.430	8.425	0.005	98	2161	0.0430	
23 Isopropyl alcohol	45	8.575	8.575	0.123	97	4883	0.1239	
27 3-Chloro-1-propene	41		8.730				ND	7
28 Methylene Chloride	49		8.965				ND	7
29 2-Methyl-2-propanol	59		9.238				ND	
32 trans-1,2-Dichloroethene	61		9.452				ND	
31 Methyl tert-butyl ether	73		9.473				ND	
S 33 1,2-Dichloroethene, Total	61		9.665				ND	7
34 Hexane	57		9.955				ND	
36 1,1-Dichloroethane	63		10.233				ND	
35 Vinyl acetate	43		10.244				ND	
37 2-Butanone (MEK)	72		11.223				ND	
38 cis-1,2-Dichloroethene	96		11.233				ND	
39 Ethyl acetate	88		11.292				ND	
* 40 Chlorobromomethane	128	11.646	11.645	0.001	97	100219	10.0	

Compound	Sig	RT (min.)	Adj RT (min.)	Dlt RT (min.)	Q	Response	OnCol Amt ppb v/v	Flags
41 Tetrahydrofuran	42		11.688				ND	
42 Chloroform	83		11.822				ND	
43 1,1,1-Trichloroethane	97		12.116				ND	
44 Cyclohexane	84		12.239				ND	
45 Carbon tetrachloride	117		12.384				ND	
46 Benzene	78		12.742				ND	
47 1,2-Dichloroethane	62		12.828				ND	
48 Isooctane	57		12.945				ND	
49 n-Heptane	43		13.245				ND	
* 50 1,4-Difluorobenzene	114	13.481	13.480	0.001	96	566699	10.0	
52 Trichloroethene	95		13.903				ND	
55 1,2-Dichloropropane	63		14.374				ND	
56 Methyl methacrylate	69		14.459				ND	
57 1,4-Dioxane	88		14.524				ND	
58 Dibromomethane	174		14.529				ND	
59 Dichlorobromomethane	83		14.839				ND	
60 cis-1,3-Dichloropropene	75		15.642				ND	
62 4-Methyl-2-pentanone (MIBK)	43		15.936				ND	
63 Toluene	92		16.273				ND	
67 trans-1,3-Dichloropropene	75		16.696				ND	
68 1,1,2-Trichloroethane	83		17.075				ND	
69 Tetrachloroethene	166		17.252				ND	7
70 2-Hexanone	43		17.594				ND	
71 Chlorodibromomethane	129		17.808				ND	
72 Ethylene Dibromide	107		18.049				ND	
* 73 Chlorobenzene-d5	117	18.953	18.953	0.000	90	497318	10.0	
74 Chlorobenzene	112		19.012				ND	
75 Ethylbenzene	91	19.199	19.199	0.000	96	5080	0.0512	
76 m-Xylene & p-Xylene	106	19.445	19.467	-0.016	0	7613	0.2085	
S 78 Xylenes, Total	106				0		0.2556	
79 o-Xylene	106	20.232	20.227	0.000	95	1669	0.0471	
80 Styrene	104		20.264				ND	
81 Bromoform	173		20.612				ND	
82 Isopropylbenzene	105		20.906				ND	
83 1,1,2,2-Tetrachloroethane	83		21.430				ND	7
85 N-Propylbenzene	91		21.612				ND	
86 2-Chlorotoluene	91		21.756				ND	
87 4-Ethyltoluene	105		21.805				ND	
88 1,3,5-Trimethylbenzene	105		21.895				ND	
91 tert-Butylbenzene	119		22.372				ND	
92 1,2,4-Trimethylbenzene	105		22.457				ND	
93 sec-Butylbenzene	105		22.693				ND	
94 1,3-Dichlorobenzene	146		22.864				ND	
95 4-Isopropyltoluene	119		22.901				ND	
96 1,4-Dichlorobenzene	146		23.003				ND	
97 Benzyl chloride	91		23.158				ND	
98 n-Butylbenzene	91		23.458				ND	
99 1,2-Dichlorobenzene	146		23.500				ND	
102 1,2,4-Trichlorobenzene	180		25.956				ND	
103 Hexachlorobutadiene	225		26.197				ND	
104 Naphthalene	128		26.448				ND	

QC Flag Legend

Processing Flags

7 - Failed Limit of Detection

Reagents:

ATTO15XISs_00003	Amount Added: 20.00	Units: mL	Run Reagent

Report Date: 20-Mar-2023 11:14:59 Chrom Revision: 2.3 15-Feb-2023 20:44:50

Eurofins Burlington

Data File:	\\chromfs\Burlington\ChromData\CHX.i\20230317-54739.b\54739-18.D				
Injection Date:	18-Mar-2023 01:00:30	Instrument ID:	CHX.i	Operator ID:	wrd
Lims ID:	200-67304-A-12	Lab Sample ID:	200-67304-12	Worklist Smp#:	18
Client ID:	5031				
Purge Vol:	5.000 mL	Dil. Factor:	0.2000	ALS Bottle#:	17
Method:	TO15_MasterMethod_X.m	Limit Group:	AI_TO15_ICAL		

Column: RTX-624 (0.32 mm) Y Scaling: Method Defined: Scale to the Nth Largest Target: 1

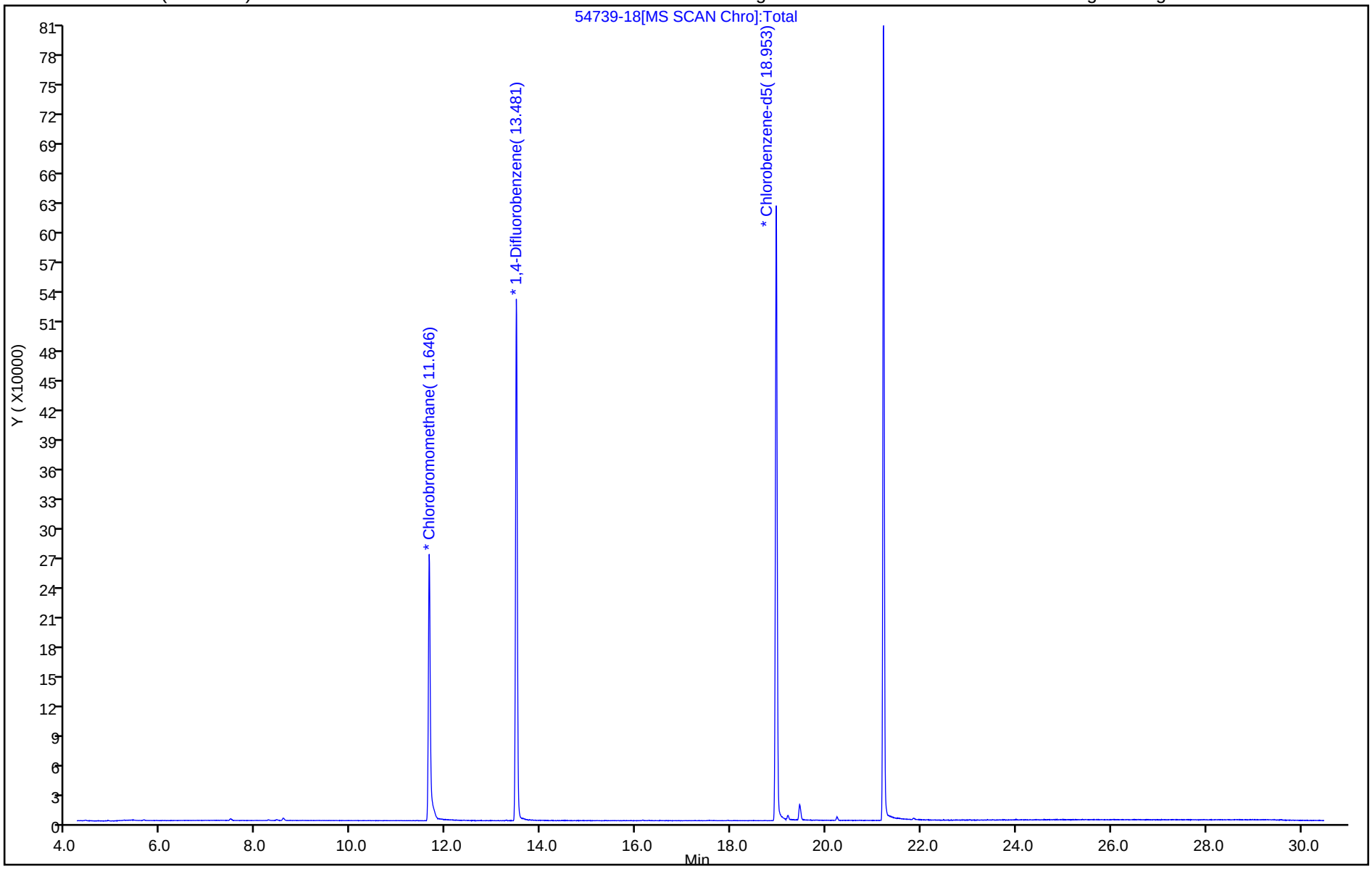

FORM I
AIR - GC/MS VOA ORGANICS ANALYSIS DATA SHEET

Lab Name: Eurofins Burlington | Job No.: 200-67307-1
SDG No.:
Client Sample ID: 34001304 | Lab Sample ID: 200-67307-12
Matrix: Air | Lab File ID: 54739-20.D
Analysis Method: TO-15 | Date Collected: 03/16/2023 00:00
Sample wt/vol: 1000(mL) | Date Analyzed: 03/18/2023 03:21
Soil Aliquot Vol: | Dilution Factor: 0.2
Soil Extract Vol.: | GC Column: RTX-624 ID: 0.32(mm)
Purge Volume: | Heated Purge: (Y/N) pH:
% Moisture: % Solids: | Level: (low/med) Low
Analysis Batch No.: 189446 | Units: ppb v/v

CAS NO.	COMPOUND NAME	RESULT	Q	RL	RL
115-07-1	Propylene	1.0	U	1.0	1.0
75-71-8	Dichlorodifluoromethane	0.10	U	0.10	0.10
75-45-6	Freon 22	0.10	U	0.10	0.10
76-14-2	1,2-Dichlorotetrafluoroethane	0.040	U	0.040	0.040
74-87-3	Chloromethane	0.10	U	0.10	0.10
106-97-8	n-Butane	0.10	U	0.10	0.10
75-01-4	Vinyl chloride	0.040	U	0.040	0.040
106-99-0	1,3-Butadiene	0.040	U	0.040	0.040
74-83-9	Bromomethane	0.040	U	0.040	0.040
75-00-3	Chloroethane	0.10	U	0.10	0.10
593-60-2	Bromoethene(Vinyl Bromide)	0.040	U	0.040	0.040
75-69-4	Trichlorofluoromethane	0.040	U	0.040	0.040
64-17-5	Ethanol	1.0	U	1.0	1.0
76-13-1	Freon TF	0.040	U	0.040	0.040
75-35-4	1,1-Dichloroethene	0.040	U	0.040	0.040
67-64-1	Acetone	1.0	U	1.0	1.0
67-63-0	Isopropyl alcohol	1.0	U	1.0	1.0
75-15-0	Carbon disulfide	0.10	U	0.10	0.10
107-05-1	3-Chloropropene	0.10	U	0.10	0.10
75-09-2	Methylene Chloride	0.10	U	0.10	0.10
75-65-0	tert-Butyl alcohol	1.0	U	1.0	1.0
1634-04-4	Methyl tert-butyl ether	0.040	U	0.040	0.040
156-60-5	trans-1,2-Dichloroethene	0.040	U	0.040	0.040
110-54-3	n-Hexane	0.10	U	0.10	0.10
75-34-3	1,1-Dichloroethane	0.040	U	0.040	0.040
108-05-4	Vinyl acetate	1.0	U	1.0	1.0
141-78-6	Ethyl acetate	1.0	U	1.0	1.0
78-93-3	Methyl Ethyl Ketone	0.10	U	0.10	0.10
156-59-2	cis-1,2-Dichloroethene	0.040	U	0.040	0.040
540-59-0	1,2-Dichloroethene, Total	0.080	U	0.080	0.080
67-66-3	Chloroform	0.040	U	0.040	0.040
109-99-9	Tetrahydrofuran	1.0	U	1.0	1.0
71-55-6	1,1,1-Trichloroethane	0.040	U	0.040	0.040
110-82-7	Cyclohexane	0.040	U	0.040	0.040

FORM I
AIR - GC/MS VOA ORGANICS ANALYSIS DATA SHEET

Lab Name: Eurofins Burlington
Job No.: 200-67307-1
SDG No.:
Client Sample ID: 34001304
Lab Sample ID: 200-67307-12
Matrix: Air
Lab File ID: 54739-20.D
Analysis Method: TO-15
Date Collected: 03/16/2023 00:00
Sample wt/vol: 1000(mL)
Date Analyzed: 03/18/2023 03:21
Soil Aliquot Vol:
Dilution Factor: 0.2
Soil Extract Vol.:
GC Column: RTX-624 ID: 0.32(mm)
Purge Volume:
Heated Purge: (Y/N) pH:
% Moisture: % Solids:
Level: (low/med) Low
Analysis Batch No.: 189446
Units: ppb v/v

CAS NO.	COMPOUND NAME	RESULT	Q	RL	RL
56-23-5	Carbon tetrachloride	0.040	U	0.040	0.040
540-84-1	2,2,4-Trimethylpentane	0.040	U	0.040	0.040
71-43-2	Benzene	0.040	U	0.040	0.040
107-06-2	1,2-Dichloroethane	0.040	U	0.040	0.040
142-82-5	n-Heptane	0.040	U	0.040	0.040
79-01-6	Trichloroethene	0.040	U	0.040	0.040
80-62-6	Methyl methacrylate	0.10	U	0.10	0.10
78-87-5	1,2-Dichloropropane	0.040	U	0.040	0.040
123-91-1	1,4-Dioxane	1.0	U	1.0	1.0
75-27-4	Bromodichloromethane	0.040	U	0.040	0.040
10061-01-5	cis-1,3-Dichloropropene	0.040	U	0.040	0.040
108-10-1	methyl isobutyl ketone	0.10	U	0.10	0.10
108-88-3	Toluene	0.040	U	0.040	0.040
10061-02-6	trans-1,3-Dichloropropene	0.040	U	0.040	0.040
79-00-5	1,1,2-Trichloroethane	0.040	U	0.040	0.040
127-18-4	Tetrachloroethene	0.040	U	0.040	0.040
591-78-6	Methyl Butyl Ketone (2-Hexanone)	0.10	U	0.10	0.10
124-48-1	Dibromochloromethane	0.040	U	0.040	0.040
106-93-4	1,2-Dibromoethane	0.040	U	0.040	0.040
108-90-7	Chlorobenzene	0.040	U	0.040	0.040
100-41-4	Ethylbenzene	0.040	U	0.040	0.040
179601-23-1	m,p-Xylene	0.10	U	0.10	0.10
95-47-6	Xylene, o-	0.040	U	0.040	0.040
1330-20-7	Xylene (total)	0.14	U	0.14	0.14
100-42-5	Styrene	0.040	U	0.040	0.040
75-25-2	Bromoform	0.040	U	0.040	0.040
98-82-8	Cumene	0.040	U	0.040	0.040
79-34-5	1,1,2,2-Tetrachloroethane	0.040	U	0.040	0.040
103-65-1	n-Propylbenzene	0.040	U	0.040	0.040
622-96-8	4-Ethyltoluene	0.040	U	0.040	0.040
108-67-8	1,3,5-Trimethylbenzene	0.040	U	0.040	0.040
95-49-8	2-Chlorotoluene	0.040	U	0.040	0.040
98-06-6	tert-Butylbenzene	0.040	U	0.040	0.040
95-63-6	1,2,4-Trimethylbenzene	0.040	U	0.040	0.040

FORM I
AIR - GC/MS VOA ORGANICS ANALYSIS DATA SHEET

Lab Name: Eurofins Burlington
Job No.: 200-67307-1
SDG No.:
Client Sample ID: 34001304
Lab Sample ID: 200-67307-12
Matrix: Air
Lab File ID: 54739-20.D
Analysis Method: TO-15
Date Collected: 03/16/2023 00:00
Sample wt/vol: 1000(mL)
Date Analyzed: 03/18/2023 03:21
Soil Aliquot Vol:
Dilution Factor: 0.2
Soil Extract Vol.:
GC Column: RTX-624 ID: 0.32(mm)
Purge Volume:
Heated Purge: (Y/N) pH:
% Moisture: % Solids:
Level: (low/med) Low
Analysis Batch No.: 189446
Units: ppb v/v

CAS NO.	COMPOUND NAME	RESULT	Q	RL	RL
135-98-8	sec-Butylbenzene	0.040	U	0.040	0.040
99-87-6	4-Isopropyltoluene	0.040	U	0.040	0.040
541-73-1	1,3-Dichlorobenzene	0.040	U	0.040	0.040
106-46-7	1,4-Dichlorobenzene	0.040	U	0.040	0.040
100-44-7	Benzyl chloride	0.040	U	0.040	0.040
104-51-8	n-Butylbenzene	0.040	U	0.040	0.040
95-50-1	1,2-Dichlorobenzene	0.040	U	0.040	0.040
120-82-1	1,2,4-Trichlorobenzene	0.10	U	0.10	0.10
87-68-3	Hexachlorobutadiene	0.040	U	0.040	0.040
91-20-3	Naphthalene	0.10	U	0.10	0.10

Eurofins Burlington
Target Compound Quantitation Report

Data File: \\chromfs\Burlington\ChromData\CHX.i\20230317-54739.b\54739-20.D
Lims ID: 200-67307-A-12
Client ID: 34001304
Sample Type: Client
Inject. Date: 18-Mar-2023 03:21:30 ALS Bottle#: 19 Worklist Smp#: 20
Purge Vol: 5.000 mL Dil. Factor: 0.2000
Sample Info: 200-0054739-020
Misc. Info.: 67307-12
Operator ID: wrd Instrument ID: CHX.i

Method: \\chromfs\Burlington\ChromData\CHX.i\20230317-54739.b\TO15_MasterMethod_X.m.m
Limit Group: AI_TO15_ICAL
Last Update: 20-Mar-2023 11:16:56 Calib Date: 08-Mar-2023 20:55:30
Integrator: RTE ID Type: Deconvolution ID
Quant Method: Internal Standard Quant By: Initial Calibration
Last ICal File: \\chromfs\Burlington\ChromData\CHX.i\20230308-54617.b\54617-12.D

Column 1 : RTX-624 (0.32 mm) Det: MS SCAN
Process Host: CTX1632

First Level Reviewer: bunmaa Date: 20-Mar-2023 11:19:01

Compound	Sig	RT (min.)	Adj RT (min.)	Dlt RT (min.)	Q	Response	OnCol Amt ppb v/v	Flags
1 Propene	41		4.354				ND	
3 Dichlorodifluoromethane	85		4.450				ND	
4 Chlorodifluoromethane	51		4.504				ND	
5 1,2-Dichloro-1,1,2,2-tetrafluoro	85		4.825				ND	
6 Chloromethane	50		4.948				ND	
7 Vinyl chloride	62		5.269				ND	
8 Butane	43		5.269				ND	
9 Butadiene	54		5.386				ND	
10 Bromomethane	94		6.108				ND	
12 Chloroethane	64		6.381				ND	
14 Vinyl bromide	106		6.804				ND	
15 Trichlorofluoromethane	101		6.959				ND	
17 Ethanol	45	7.462	7.457	0.086	98	2705	0.1943	
20 1,1-Dichloroethene	96		8.029				ND	
21 1,1,2-Trichloro-1,2,2-trifluoroe	101		8.066				ND	
22 Acetone	43		8.141				ND	7
24 Carbon disulfide	76	8.430	8.425	0.005	98	2155	0.0437	
23 Isopropyl alcohol	45	8.569	8.575	0.117	98	4461	0.1153	
27 3-Chloro-1-propene	41		8.730				ND	7
28 Methylene Chloride	49		8.965				ND	7
29 2-Methyl-2-propanol	59		9.238				ND	
32 trans-1,2-Dichloroethene	61		9.452				ND	
31 Methyl tert-butyl ether	73		9.473				ND	
S 33 1,2-Dichloroethene, Total	61		9.665				ND	7
34 Hexane	57		9.955				ND	
36 1,1-Dichloroethane	63		10.233				ND	
35 Vinyl acetate	43		10.244				ND	
37 2-Butanone (MEK)	72		11.223				ND	
38 cis-1,2-Dichloroethene	96		11.233				ND	
39 Ethyl acetate	88		11.292				ND	
* 40 Chlorobromomethane	128	11.645	11.645	0.000	97	98375	10.0	

Compound	Sig	RT (min.)	Adj RT (min.)	Dlt RT (min.)	Q	Response	OnCol Amt ppb v/v	Flags
41 Tetrahydrofuran	42		11.688				ND	
42 Chloroform	83		11.822				ND	
43 1,1,1-Trichloroethane	97		12.116				ND	
44 Cyclohexane	84		12.239				ND	
45 Carbon tetrachloride	117		12.384				ND	
46 Benzene	78		12.742				ND	
47 1,2-Dichloroethane	62		12.828				ND	
48 Isooctane	57		12.945				ND	
49 n-Heptane	43		13.245				ND	
* 50 1,4-Difluorobenzene	114	13.480	13.480	0.000	96	550592	10.0	
52 Trichloroethene	95		13.903				ND	
55 1,2-Dichloropropane	63		14.374				ND	
56 Methyl methacrylate	69		14.459				ND	
57 1,4-Dioxane	88		14.524				ND	
58 Dibromomethane	174		14.529				ND	
59 Dichlorobromomethane	83		14.839				ND	
60 cis-1,3-Dichloropropene	75		15.642				ND	
62 4-Methyl-2-pentanone (MIBK)	43		15.936				ND	
63 Toluene	92		16.273				ND	
67 trans-1,3-Dichloropropene	75		16.696				ND	
68 1,1,2-Trichloroethane	83		17.075				ND	
69 Tetrachloroethene	166		17.252				ND	
70 2-Hexanone	43		17.594				ND	
71 Chlorodibromomethane	129		17.808				ND	
72 Ethylene Dibromide	107		18.049				ND	
* 73 Chlorobenzene-d5	117	18.953	18.953	0.000	90	482303	10.0	
74 Chlorobenzene	112		19.012				ND	
75 Ethylbenzene	91		19.199				ND	7
76 m-Xylene & p-Xylene	106		19.461				ND	
S 78 Xylenes, Total	106		19.600				ND	7
79 o-Xylene	106		20.232				ND	
80 Styrene	104		20.264				ND	
81 Bromoform	173		20.612				ND	
82 Isopropylbenzene	105		20.906				ND	
83 1,1,2,2-Tetrachloroethane	83		21.430				ND	
85 N-Propylbenzene	91		21.612				ND	
86 2-Chlorotoluene	91		21.756				ND	
87 4-Ethyltoluene	105		21.805				ND	
88 1,3,5-Trimethylbenzene	105		21.895				ND	
91 tert-Butylbenzene	119		22.372				ND	
92 1,2,4-Trimethylbenzene	105		22.457				ND	
93 sec-Butylbenzene	105		22.693				ND	
94 1,3-Dichlorobenzene	146		22.864				ND	
95 4-Isopropyltoluene	119		22.901				ND	
96 1,4-Dichlorobenzene	146		23.003				ND	
97 Benzyl chloride	91		23.158				ND	
98 n-Butylbenzene	91		23.458				ND	
99 1,2-Dichlorobenzene	146		23.500				ND	
102 1,2,4-Trichlorobenzene	180		25.956				ND	
103 Hexachlorobutadiene	225		26.197				ND	
104 Naphthalene	128		26.448				ND	

QC Flag Legend

Processing Flags

7 - Failed Limit of Detection

Reagents:

ATTO15XISs_00003	Amount Added: 20.00	Units: mL	Run Reagent

Report Date: 20-Mar-2023 11:19:02 Chrom Revision: 2.3 15-Feb-2023 20:44:50

Eurofins Burlington

Data File:	\\chromfs\Burlington\ChromData\CHX.i\20230317-54739.b\54739-20.D				
Injection Date:	18-Mar-2023 03:21:30	Instrument ID:	CHX.i	Operator ID:	wrd
Lims ID:	200-67307-A-12	Lab Sample ID:	200-67307-12	Worklist Smp#:	20
Client ID:	34001304				
Purge Vol:	5.000 mL	Dil. Factor:	0.2000	ALS Bottle#:	19
Method:	TO15_MasterMethod_X.m	Limit Group:	AI_TO15_ICAL		

Column: RTX-624 (0.32 mm) Y Scaling: Method Defined: Scale to the Nth Largest Target: 1

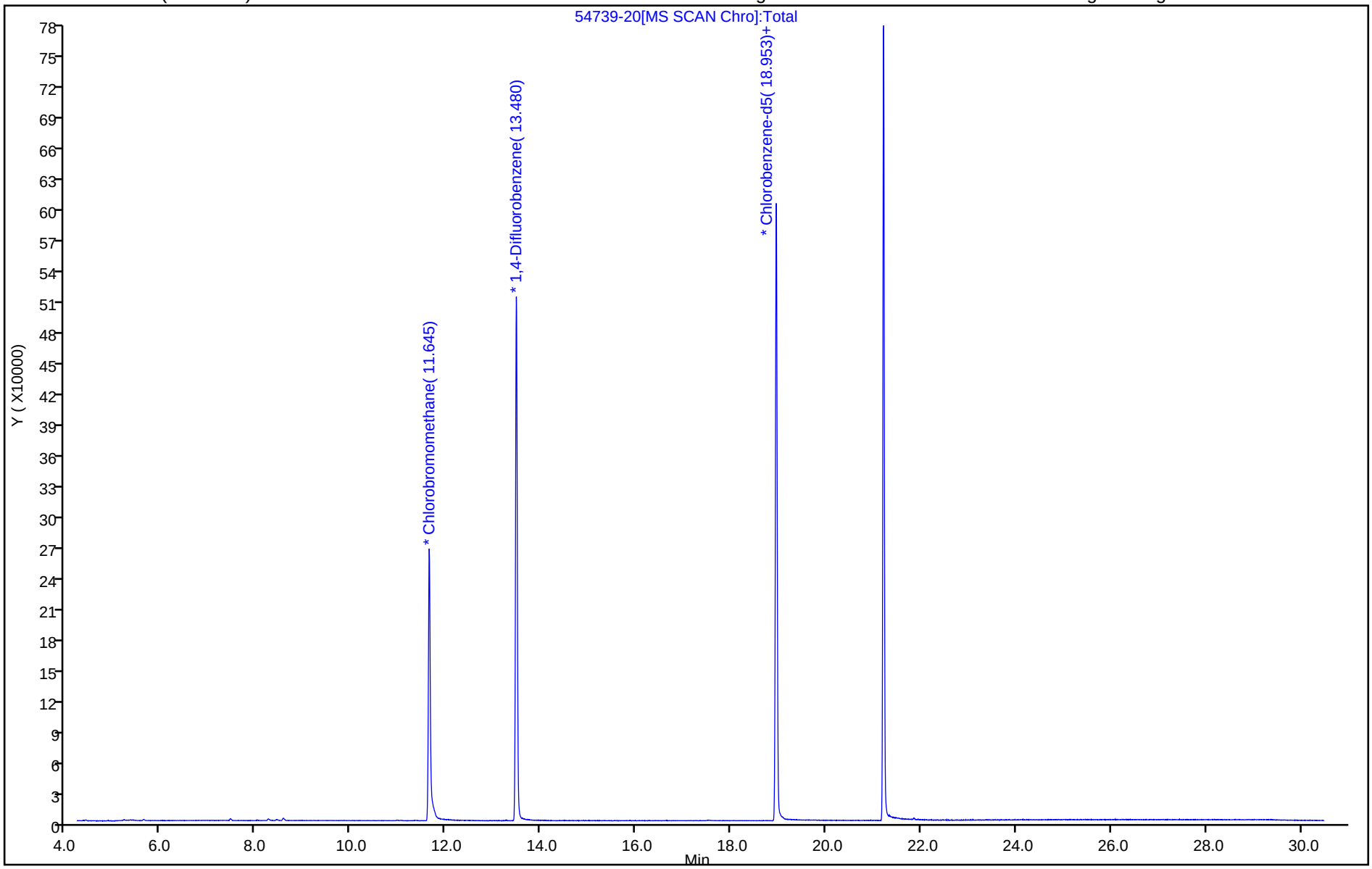

Technical Memorandum

April 26, 2023

To	Denis Conley [dconley@haleyaldrich.com]	**Tel**	716-205-1942
Copy to	Claire Mondello [cmondello@haleyaldrich.com] Tom Bohlen [thomas.bohlen@gza.com]	**Email**	Kathleen.Willy@ghd.com
From	Kathy Willy/cs/331	**Ref. No.**	058507-256042
Subject	Analytical Results and Reduced Validation Quarterly Air Sampling GM Components Holdings (GMCH) Lockport, New York March 2023		

1. Introduction

This document details a reduced validation of analytical results for air samples collected in support of the Quarterly Air Sampling Event at the GM-Lockport site during March 2023. Samples were submitted to Eurofins Buffalo Laboratory, located in Amherst, New York. TO-14 analysis was performed at Eurofins Knoxville Laboratory, Inc. located in Knoxville, Tennessee. TO-15 analysis was performed at Eurofins Burlington Laboratory, located in South Burlington, Vermont. A sample collection and analysis summary is presented in Table 1. The validated analytical results are summarized in Table 2. A summary of the analytical methodology is presented in Table 3.

Standard Level II report deliverables were submitted by the laboratory. The final results and supporting quality assurance/quality control (QA/QC) data were assessed. Evaluation of the data was based on information obtained from the chain of custody form, finished report forms, method blank data, and recovery data from laboratory control samples (LCS).

The QA/QC criteria by which these data have been assessed are outlined in the analytical methods referenced in Table 3 and applicable guidance from the document entitled:

i) "National Functional Guidelines for Organic Superfund Methods Data Review",
United States Environmental Protection Agency (USEPA) 540/R 20 005, November 2020.

This item will subsequently be referred to as the "Guidelines" in this Memorandum.

2. Sample Holding Time and Preservation

The sample holding time criterion for the analysis is summarized in Table 3. The sample chain of custody document and analytical report were used to determine sample holding times. All samples were prepared and analyzed within the required holding times.

All samples were properly received and stored by the laboratory. All canisters were within acceptable canister pressure range, indicating the samples were still under vacuum upon receipt.

3. Laboratory Blank Analyses

Method blanks are prepared from a purified matrix and analyzed with investigative samples to determine the existence and magnitude of sample contamination introduced during the analytical procedures.

For this study, laboratory method blanks were analyzed at a minimum frequency of 1 per 20 investigative samples and/or 1 per analytical batch.

All method blank results were non-detect, indicating that laboratory contamination was not a factor for this investigation, with the exception of low concentrations of methylene chloride and ethylbenzene detected in two blanks. Associated sample results with concentrations similar to that found in the blanks were qualified as non-detect to reflect the potential laboratory contamination (see Table 4). Associated sample results that were either non-detect or significantly higher in concentration than the concentrations detected in the blanks would not have been impacted and no qualification of the data was required.

Batch canister certification blank results were also reviewed. All blank results were non-detect, indicating that contamination was not a factor for this investigation.

4. Laboratory Control Sample Analyses (LCS)

LCS are prepared and analyzed as samples to assess the analytical efficiencies of the methods employed, independent of sample matrix effects.

For this study, LCS were analyzed at a minimum frequency of 1 per 20 investigative samples and/or 1 per analytical batch.

The LCS contained all compounds of interest. ALL LCS recoveries were within the laboratory control limits, demonstrating acceptable analytical accuracy.

5. Field QA/QC Samples

Field QA/QC samples were not submitted with the investigative samples for this event.

6. Analyte Reporting

The laboratory reported detected results down to the laboratory's method detection limit (MDL) for each analyte. Positive analyte detections less than the reporting limit (RL) but greater than the MDL were qualified as estimated (J) in Table 2 unless qualified otherwise in this memorandum. Non-detect results were presented as non-detect at the RL in Table 2.

7. Conclusion

Based on the assessment detailed in the foregoing, the data summarized in Table 2 are acceptable with the specific qualifications noted herein.

Regards,

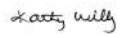

Kathy Willy
Digital Intelligence-Data Management-Chemist

Table 1

Sample Collection and Analysis Summary
Quarterly Air Sampling
GM Components Holdings (GMCH)
Lockport, New York
March 2023

Sample Identification	Location	Matrix	Collection Date (mm/dd/yyyy)	Collection Time (hr:min)	Analysis/Parameters	
					VOCs - TO-14A	VOCs - TO-15
7W-3-032723	Blower 7W-3	Blower Effluent	03/27/2023	14:23	x	
7W-7-032723	Blower 7W-7	Blower Effluent	03/27/2023	14:31	x	
8-3-032723	Blower 8-3	Blower Effluent	03/27/2023	11:17	x	
7E-IA-1-032923	7E-IA-1	Indoor Air	03/29/2023	15:35		x
7E-IA-2-032923	7E-IA-2	Indoor Air	03/29/2023	15:40		x
7W-IA-1-032923	7W-IA-1	Indoor Air	03/29/2023	15:46		x
7W-IA-2-032923	7W-IA-2	Indoor Air	03/29/2023	14:31		x
7W-IA-3-032923	7W-IA-3	Indoor Air	03/29/2023	16:31		x
7W-IA-4-032923	7W-IA-4	Indoor Air	03/29/2023	16:50		x
7W-IA-5-032923	7W-IA-5	Indoor Air	03/29/2023	16:38		x
OA-2-032923	OA-2	Outdoor Air	03/29/2023	14:23		x
10-IA-1-032823	10-IA-1	Indoor Air	03/28/2023	16:41		x
10-IA-2-032823	10-IA-2	Indoor Air	03/28/2023	14:00		x
7A-IA-1-032823	7A-IA-1	Indoor Air	03/28/2023	17:09		x
7A-IA-2-032823	7A-IA-2	Indoor Air	03/28/2023	17:04		x
8-IA-1-032823	8-IA-1	Indoor Air	03/28/2023	16:50		x
8-IA-2-032823	8-IA-2	Indoor Air	03/28/2023	16:15		x
OA-1-032823	OA-1	Outdoor Air	03/28/2023	16:32		x

Notes:

VOCs - Volatile Organic Compounds

Table 2

Analytical Results Summary
Quarterly Air Sampling
GM Components Holdings (GMCH)
Lockport, New York
March 2023

	Location ID:	**10-IA-1**	**10-IA-2**	**7A-IA-1**	**7A-IA-2**	**7E-IA-1**
	Sample Name:	**10-IA-1-032823**	**10-IA-2-032823**	**7A-IA-1-032823**	**7A-IA-2-032823**	**7E-IA-1-032923**
	Sample Date:	**03/28/2023**	**03/28/2023**	**03/28/2023**	**03/28/2023**	**03/29/2023**
Parameters	**Unit**					
Volatile Organic Compounds						
1,1,1-Trichloroethane	µg/m3	1.1 U	1.1 U	1.1 U	1.1 U	1.1 U
1,1,2,2-Tetrachloroethane	µg/m3	1.4 U	1.4 U	1.4 U	1.4 U	1.4 U
1,1,2-Trichloroethane	µg/m3	1.1 U	1.1 U	1.1 U	1.1 U	1.1 U
1,1-Dichloroethane	µg/m3	0.81 U	0.81 U	0.81 U	0.81 U	0.81 U
1,1-Dichloroethene	µg/m3	0.79 U	0.79 U	0.79 U	0.79 U	0.79 U
1,2,4-Trichlorobenzene	µg/m3	3.7 U	3.7 U	3.7 U	3.7 U	3.7 U
1,2,4-Trimethylbenzene	µg/m3	0.49 J	0.61 J	0.59 J	0.51 J	1.3
1,2-Dibromoethane (Ethylene dibromide)	µg/m3	1.5 U	1.5 U	1.5 U	1.5 U	1.5 U
1,2-Dichlorobenzene	µg/m3	1.2 U	1.2 U	1.2 U	1.2 U	1.2 U
1,2-Dichloroethane	µg/m3	0.81 U	0.81 U	0.81 U	0.81 U	0.81 U
1,2-Dichloroethene (total)	µg/m3	0.47 J	0.74 J	1.6 U	1.6 U	0.83 J
1,2-Dichloropropane	µg/m3	0.92 U	0.92 U	0.92 U	0.92 U	0.92 U
1,2-Dichlorotetrafluoroethane (CFC 114)	µg/m3	1.4 U	1.4 U	1.4 U	1.4 U	1.4 U
1,3,5-Trimethylbenzene	µg/m3	0.98 U	0.98 U	0.98 U	0.98 U	0.41 J
1,3-Butadiene	µg/m3	0.23 J	0.25 J	0.44 U	0.44 U	0.44 U
1,3-Dichlorobenzene	µg/m3	1.2 U	1.2 U	1.2 U	1.2 U	1.2 U
1,4-Dichlorobenzene	µg/m3	1.2 U	1.2 U	1.2 U	1.2 U	1.2 U
1,4-Dioxane	µg/m3	18 U	18 U	18 U	18 U	18 U
2,2,4-Trimethylpentane	µg/m3	0.93 U	0.93 U	0.93 U	0.93 U	0.93 U
2-Butanone (Methyl ethyl ketone) (MEK)	µg/m3	1.5 U	3.8	1.5 U	1.5 U	1.5 U
2-Chlorotoluene	µg/m3	1.0 U	1.0 U	1.0 U	1.0 U	1.0 U
2-Hexanone	µg/m3	2.0 U	2.0 U	2.0 U	2.0 U	2.0 U

Table 2

Analytical Results Summary
Quarterly Air Sampling
GM Components Holdings (GMCH)
Lockport, New York
March 2023

	Location ID:	**10-IA-1**	**10-IA-2**	**7A-IA-1**	**7A-IA-2**	**7E-IA-1**
	Sample Name:	**10-IA-1-032823**	**10-IA-2-032823**	**7A-IA-1-032823**	**7A-IA-2-032823**	**7E-IA-1-032923**
	Sample Date:	**03/28/2023**	**03/28/2023**	**03/28/2023**	**03/28/2023**	**03/29/2023**
Parameters	**Unit**					
Volatile Organic Compounds						
2-Phenylbutane (sec-Butylbenzene)	µg/m3	1.1 U	1.1 U	1.1 U	1.1 U	1.1 U
4-Ethyl toluene	µg/m3	0.98 U	0.98 U	0.98 U	0.98 U	0.34 J
4-Methyl-2-pentanone (Methyl isobutyl ketone) (MIBK)	µg/m3	2.0 U	2.0 U	2.0 U	2.0 U	2.0 U
Acetone	µg/m3	69	43	15	9.8 J	8.7 J
Allyl chloride	µg/m3	1.6 U	1.6 U	1.6 U	1.6 U	1.6 U
Benzene	µg/m3	1.3	1.2	0.45 J	0.34 J	0.41 J
Benzyl chloride	µg/m3	1.0 U	1.0 U	1.0 U	1.0 U	1.0 U
Bromodichloromethane	µg/m3	1.3 U	1.3 U	1.3 U	1.3 U	1.3 U
Bromoform	µg/m3	2.1 U	2.1 U	2.1 U	2.1 U	2.1 U
Bromomethane (Methyl bromide)	µg/m3	0.78 U	0.78 U	0.78 U	0.78 U	0.78 U
Butane	µg/m3	2.1	2.1	1.1 J	5.2	1.8
Carbon disulfide	µg/m3	1.6 U	4.9	1.6 U	1.6 U	1.6 U
Carbon tetrachloride	µg/m3	0.27 J	0.31 J	0.21 J	0.29 J	0.26 J
Chlorobenzene	µg/m3	0.32 J	0.24 J	0.92 U	0.92 U	0.92 U
Chlorodifluoromethane	µg/m3	1.2 J	1.1 J	2.5	3.2	1.5 J
Chloroethane	µg/m3	1.3 U	1.3 U	1.3 U	1.3 U	1.3 U
Chloroform (Trichloromethane)	µg/m3	0.98 U	0.98 U	0.98 U	0.35 J	0.98 U
Chloromethane (Methyl chloride)	µg/m3	1.2	1.0	0.93 J	0.92 J	1.3
cis-1,2-Dichloroethene	µg/m3	0.47 J	0.74 J	0.79 U	0.79 U	0.83
cis-1,3-Dichloropropene	µg/m3	0.91 U	0.91 U	0.91 U	0.91 U	0.91 U
Cyclohexane	µg/m3	5.2	3.6	0.69 U	0.69 U	0.69 U
Cymene (p-Isopropyltoluene)	µg/m3	1.1 U	0.93 J	1.1 U	1.1 U	1.1 U

Table 2

Analytical Results Summary
Quarterly Air Sampling
GM Components Holdings (GMCH)
Lockport, New York
March 2023

	Location ID:	**10-IA-1**	**10-IA-2**	**7A-IA-1**	**7A-IA-2**	**7E-IA-1**
	Sample Name:	**10-IA-1-032823**	**10-IA-2-032823**	**7A-IA-1-032823**	**7A-IA-2-032823**	**7E-IA-1-032923**
	Sample Date:	**03/28/2023**	**03/28/2023**	**03/28/2023**	**03/28/2023**	**03/29/2023**
Parameters	**Unit**					
Volatile Organic Compounds						
Dibromochloromethane	µg/m3	1.7 U	1.7 U	1.7 U	1.7 U	1.7 U
Dichlorodifluoromethane (CFC-12)	µg/m3	1.8 J	1.8 J	1.8 J	1.9 J	2.4 J
Ethylbenzene	µg/m3	3.4	16	0.87 U	0.87 U	0.25 J
Hexachlorobutadiene	µg/m3	2.1 U	2.1 U	2.1 U	2.1 U	2.1 U
Hexane	µg/m3	25	15	5.6	1.8 U	3.2
Isopropyl alcohol	µg/m3	7.9 J	7.8 J	6.1 J	13	27
Isopropyl benzene	µg/m3	0.98 U	0.24 J	0.98 U	0.98 U	0.98 U
m&p-Xylenes	µg/m3	12	67	0.62 J	0.58 J	0.89 J
Methyl methacrylate	µg/m3	2.0 U	2.0 U	2.0 U	2.0 U	20
Methyl tert butyl ether (MTBE)	µg/m3	0.72 U	0.72 U	0.72 U	0.72 U	0.72 U
Methylene chloride	µg/m3	0.84 J	0.66 J	4.5	1.7 U	1.7 U
N-Butylbenzene	µg/m3	1.1 U	1.1 U	1.1 U	1.1 U	1.1 U
N-Heptane	µg/m3	0.38 J	0.44 J	0.34 J	0.82 U	0.82 U
N-Propylbenzene	µg/m3	0.98 U	0.98 U	0.98 U	0.98 U	0.28 J
Naphthalene	µg/m3	2.6 U	2.6 U	2.6 U	2.6 U	2.6 U
o-Xylene	µg/m3	3.3	17	0.45 J	0.42 J	0.42 J
Styrene	µg/m3	0.45 J	0.85 U	0.85 U	0.85 U	0.85 U
tert-Butyl alcohol	µg/m3	15 U	15 U	15 U	15 U	15 U
tert-Butylbenzene	µg/m3	1.1 U	1.1 U	1.1 U	1.1 U	1.1 U
Tetrachloroethene	µg/m3	5.2	9.4	1.4 U	0.59 J	0.90 J
Tetrahydrofuran	µg/m3	15 U	15 U	15 U	15 U	15 U
Toluene	µg/m3	54	45	1.9	0.81	2.1

Table 2

Analytical Results Summary
Quarterly Air Sampling
GM Components Holdings (GMCH)
Lockport, New York
March 2023

	Location ID:	**10-IA-1**	**10-IA-2**	**7A-IA-1**	**7A-IA-2**	**7E-IA-1**
	Sample Name:	**10-IA-1-032823**	**10-IA-2-032823**	**7A-IA-1-032823**	**7A-IA-2-032823**	**7E-IA-1-032923**
	Sample Date:	**03/28/2023**	**03/28/2023**	**03/28/2023**	**03/28/2023**	**03/29/2023**
Parameters	**Unit**					
Volatile Organic Compounds						
trans-1,2-Dichloroethene	µg/m3	0.79 U	0.79 U	0.79 U	0.79 U	0.79 U
trans-1,3-Dichloropropene	µg/m3	0.91 U	0.91 U	0.91 U	0.91 U	0.91 U
Trichloroethene	µg/m3	0.55 J	0.83 J	1.1 U	0.18 J	0.91 J
Trichlorofluoromethane (CFC-11)	µg/m3	0.95 J	0.87 J	0.97 J	0.95 J	7.2
Trifluorotrichloroethane (CFC-113)	µg/m3	1.5 U	1.5 U	1.5 U	0.46 J	0.52 J
Vinyl bromide (Bromoethene)	µg/m3	0.87 U	0.87 U	0.87 U	0.87 U	0.87 U
Vinyl chloride	µg/m3	0.51 U	0.51 U	0.51 U	0.51 U	0.51 U
Xylenes (total)	µg/m3	15	84	1.1 J	1.0 J	1.3 J

Table 2

Analytical Results Summary
Quarterly Air Sampling
GM Components Holdings (GMCH)
Lockport, New York
March 2023

	Location ID:	**7E-IA-2**	**7W-IA-1**	**7W-IA-2**	**7W-IA-3**
	Sample Name:	**7E-IA-2-032923**	**7W-IA-1-032923**	**7W-IA-2-032923**	**7W-IA-3-032923**
	Sample Date:	**03/29/2023**	**03/29/2023**	**03/29/2023**	**03/29/2023**
Parameters	**Unit**				
Volatile Organic Compounds					
1,1,1-Trichloroethane	µg/m3	1.1 U	1.1 U	1.1 U	1.1 U
1,1,2,2-Tetrachloroethane	µg/m3	1.4 U	1.4 U	1.4 U	1.4 U
1,1,2-Trichloroethane	µg/m3	1.1 U	1.1 U	1.1 U	1.1 U
1,1-Dichloroethane	µg/m3	0.81 U	0.81 U	0.81 U	0.81 U
1,1-Dichloroethene	µg/m3	0.79 U	0.79 U	0.79 U	0.79 U
1,2,4-Trichlorobenzene	µg/m3	3.7 U	3.7 U	3.7 U	3.7 U
1,2,4-Trimethylbenzene	µg/m3	0.98 U	0.74 J	0.98 U	2.5
1,2-Dibromoethane (Ethylene dibromide)	µg/m3	1.5 U	1.5 U	1.5 U	1.5 U
1,2-Dichlorobenzene	µg/m3	1.2 U	1.2 U	1.2 U	1.2 U
1,2-Dichloroethane	µg/m3	0.81 U	0.81 U	0.81 U	0.81 U
1,2-Dichloroethene (total)	µg/m3	0.19 J	0.49 J	0.33 J	0.44 J
1,2-Dichloropropane	µg/m3	0.92 U	0.92 U	0.92 U	0.92 U
1,2-Dichlorotetrafluoroethane (CFC 114)	µg/m3	1.4 U	1.4 U	1.4 U	1.4 U
1,3,5-Trimethylbenzene	µg/m3	0.98 U	0.27 J	0.98 U	0.93 J
1,3-Butadiene	µg/m3	0.44 U	0.20 J	0.67	0.16 J
1,3-Dichlorobenzene	µg/m3	1.2 U	1.2 U	1.2 U	1.2 U
1,4-Dichlorobenzene	µg/m3	1.2 U	1.2 U	1.2 U	1.2 U
1,4-Dioxane	µg/m3	18 U	18 U	18 U	18 U
2,2,4-Trimethylpentane	µg/m3	0.93 U	0.93 U	0.93 U	0.93 U
2-Butanone (Methyl ethyl ketone) (MEK)	µg/m3	1.5 U	1.9	6.4	9.3
2-Chlorotoluene	µg/m3	1.0 U	1.0 U	1.0 U	1.0 U
2-Hexanone	µg/m3	2.0 U	2.0 U	2.0 U	2.0 U

Table 2

Analytical Results Summary
Quarterly Air Sampling
GM Components Holdings (GMCH)
Lockport, New York
March 2023

	Location ID:	**7E-IA-2**	**7W-IA-1**	**7W-IA-2**	**7W-IA-3**
	Sample Name:	**7E-IA-2-032923**	**7W-IA-1-032923**	**7W-IA-2-032923**	**7W-IA-3-032923**
	Sample Date:	**03/29/2023**	**03/29/2023**	**03/29/2023**	**03/29/2023**
Parameters	**Unit**				
Volatile Organic Compounds					
2-Phenylbutane (sec-Butylbenzene)	µg/m3	1.1 U	1.1 U	1.1 U	1.1 U
4-Ethyl toluene	µg/m3	0.98 U	0.24 J	0.98 U	0.86 J
4-Methyl-2-pentanone (Methyl isobutyl ketone) (MIBK)	µg/m3	2.0 U	2.0 U	2.0 U	2.0 U
Acetone	µg/m3	4.7 J	6.9 J	9.5 J	52
Allyl chloride	µg/m3	1.6 U	1.6 U	1.6 U	1.6 U
Benzene	µg/m3	0.19 J	0.45 J	0.44 J	0.75
Benzyl chloride	µg/m3	1.0 U	1.0 U	1.0 U	1.0 U
Bromodichloromethane	µg/m3	1.3 U	1.3 U	1.3 U	1.3 U
Bromoform	µg/m3	2.1 U	2.1 U	2.1 U	2.1 U
Bromomethane (Methyl bromide)	µg/m3	0.78 U	0.78 U	0.78 U	0.78 U
Butane	µg/m3	0.73 J	2.3	1.5	3.2
Carbon disulfide	µg/m3	1.6 U	1.6 U	1.6 U	1.6 U
Carbon tetrachloride	µg/m3	0.21 J	0.16 J	0.22 J	0.49 J
Chlorobenzene	µg/m3	0.92 U	0.92 U	0.92 U	0.92 U
Chlorodifluoromethane	µg/m3	2.7	1.1 J	1.8	4.0
Chloroethane	µg/m3	1.3 U	1.3 U	1.3 U	1.3 U
Chloroform (Trichloromethane)	µg/m3	0.98 U	0.98 U	0.98 U	0.21 J
Chloromethane (Methyl chloride)	µg/m3	1.3	1.4	1.3	2.5
cis-1,2-Dichloroethene	µg/m3	0.19 J	0.49 J	0.33 J	0.44 J
cis-1,3-Dichloropropene	µg/m3	0.91 U	0.91 U	0.91 U	0.91 U
Cyclohexane	µg/m3	0.69 U	0.69 U	0.69 U	0.69 U
Cymene (p-Isopropyltoluene)	µg/m3	1.1 U	1.1 U	1.1 U	1.1 U

Table 2

Analytical Results Summary
Quarterly Air Sampling
GM Components Holdings (GMCH)
Lockport, New York
March 2023

	Location ID:	**7E-IA-2**	**7W-IA-1**	**7W-IA-2**	**7W-IA-3**
	Sample Name:	**7E-IA-2-032923**	**7W-IA-1-032923**	**7W-IA-2-032923**	**7W-IA-3-032923**
	Sample Date:	**03/29/2023**	**03/29/2023**	**03/29/2023**	**03/29/2023**
Parameters	**Unit**				
Volatile Organic Compounds					
Dibromochloromethane	µg/m3	1.7 U	1.7 U	1.7 U	1.7 U
Dichlorodifluoromethane (CFC-12)	µg/m3	3.2	2.7	2.9	5.2
Ethylbenzene	µg/m3	0.87 U	0.28 J	0.87 U	0.48 J
Hexachlorobutadiene	µg/m3	2.1 U	2.1 U	2.1 U	2.1 U
Hexane	µg/m3	2.3	0.50 J	1.7 J	2.0
Isopropyl alcohol	µg/m3	6.0 J	41	29	100
Isopropyl benzene	µg/m3	0.98 U	0.98 U	0.98 U	0.98 U
m&p-Xylenes	µg/m3	2.2 U	1.2 J	0.59 J	2.1 J
Methyl methacrylate	µg/m3	0.97 J	1.1 J	2.7	3.2
Methyl tert butyl ether (MTBE)	µg/m3	0.72 U	0.72 U	0.72 U	0.72 U
Methylene chloride	µg/m3	1.2 J	1.7 U	0.85 J	1.6 J
N-Butylbenzene	µg/m3	1.1 U	1.1 U	1.1 U	1.1 U
N-Heptane	µg/m3	0.82 U	0.82 U	0.82 U	0.42 J
N-Propylbenzene	µg/m3	0.98 U	0.98 U	0.98 U	0.61 J
Naphthalene	µg/m3	2.6 U	2.6 U	2.6 U	2.6 U
o-Xylene	µg/m3	0.87 U	0.59 J	0.26 J	1.1
Styrene	µg/m3	0.85 U	0.85 U	0.85 U	0.85 U
tert-Butyl alcohol	µg/m3	15 U	15 U	15 U	9.3 J
tert-Butylbenzene	µg/m3	1.1 U	1.1 U	1.1 U	1.1 U
Tetrachloroethene	µg/m3	1.4 U	2.2	1.4	3.7
Tetrahydrofuran	µg/m3	15 U	15 U	15 U	15 U
Toluene	µg/m3	0.75 U	1.3	0.82	2.0

Table 2

Analytical Results Summary
Quarterly Air Sampling
GM Components Holdings (GMCH)
Lockport, New York
March 2023

	Location ID:	**7E-IA-2**	**7W-IA-1**	**7W-IA-2**	**7W-IA-3**
	Sample Name:	**7E-IA-2-032923**	**7W-IA-1-032923**	**7W-IA-2-032923**	**7W-IA-3-032923**
	Sample Date:	**03/29/2023**	**03/29/2023**	**03/29/2023**	**03/29/2023**
Parameters	**Unit**				
Volatile Organic Compounds					
trans-1,2-Dichloroethene	µg/m3	0.79 U	0.79 U	0.79 U	0.79 U
trans-1,3-Dichloropropene	µg/m3	0.91 U	0.91 U	0.91 U	0.91 U
Trichloroethene	µg/m3	0.16 J	1.4	0.66 J	1.8
Trichlorofluoromethane (CFC-11)	µg/m3	1.2	6.7	3.8	8.9
Trifluorotrichloroethane (CFC-113)	µg/m3	0.44 J	1.5 U	1.5 U	0.82 J
Vinyl bromide (Bromoethene)	µg/m3	0.87 U	0.87 U	0.87 U	0.87 U
Vinyl chloride	µg/m3	0.51 U	0.51 U	0.51 U	0.51 U
Xylenes (total)	µg/m3	3.0 U	1.8 J	0.85 J	3.2

Table 2

Analytical Results Summary
Quarterly Air Sampling
GM Components Holdings (GMCH)
Lockport, New York
March 2023

	Location ID:	**7W-IA-4**	**7W-IA-5**	**8-IA-1**	**8-IA-2**	**Blower 7W-3**
	Sample Name:	**7W-IA-4-032923**	**7W-IA-5-032923**	**8-IA-1-032823**	**8-IA-2-032823**	**7W-3-032723**
	Sample Date:	**03/29/2023**	**03/29/2023**	**03/28/2023**	**03/28/2023**	**03/27/2023**
Parameters	**Unit**					
Volatile Organic Compounds						
1,1,1-Trichloroethane	µg/m3	1.1 U	1.1 U	1.1 U	1.1 U	22 U
1,1,2,2-Tetrachloroethane	µg/m3	1.4 U	1.4 U	1.4 U	1.4 U	--
1,1,2-Trichloroethane	µg/m3	1.1 U	1.1 U	1.1 U	1.1 U	--
1,1-Dichloroethane	µg/m3	0.81 U	0.81 U	0.81 U	0.81 U	16 U
1,1-Dichloroethene	µg/m3	0.79 U	0.79 U	0.79 U	0.79 U	16 U
1,2,4-Trichlorobenzene	µg/m3	3.7 U	3.7 U	3.7 U	3.7 U	--
1,2,4-Trimethylbenzene	µg/m3	0.98 U	0.40 J	1.7	1.2	--
1,2-Dibromoethane (Ethylene dibromide)	µg/m3	1.5 U	1.5 U	1.5 U	1.5 U	--
1,2-Dichlorobenzene	µg/m3	1.2 U	1.2 U	1.2 U	1.2 U	--
1,2-Dichloroethane	µg/m3	0.81 U	0.81 U	0.81 U	0.81 U	16 U
1,2-Dichloroethene (total)	µg/m3	0.10 J	0.52 J	0.57 J	0.29 J	4.2 J
1,2-Dichloropropane	µg/m3	0.92 U	0.92 U	0.92 U	0.92 U	--
1,2-Dichlorotetrafluoroethane (CFC 114)	µg/m3	1.4 U	1.4 U	1.4 U	1.4 U	--
1,3,5-Trimethylbenzene	µg/m3	0.98 U	0.98 U	0.48 J	0.34 J	--
1,3-Butadiene	µg/m3	0.44 U	0.44 U	0.44 U	0.44 U	--
1,3-Dichlorobenzene	µg/m3	1.2 U	1.2 U	1.2 U	1.2 U	--
1,4-Dichlorobenzene	µg/m3	1.2 U	1.2 U	1.2 U	1.2 U	--
1,4-Dioxane	µg/m3	18 U	18 U	18 U	18 U	--
2,2,4-Trimethylpentane	µg/m3	0.93 U	0.93 U	0.93 U	0.93 U	--
2-Butanone (Methyl ethyl ketone) (MEK)	µg/m3	1.5 U	1.5 U	1.6	1.6	--
2-Chlorotoluene	µg/m3	1.0 U	1.0 U	1.0 U	1.0 U	--
2-Hexanone	µg/m3	2.0 U	2.0 U	2.0 U	2.0 U	--

Table 2

Analytical Results Summary
Quarterly Air Sampling
GM Components Holdings (GMCH)
Lockport, New York
March 2023

	Location ID:	**7W-IA-4**	**7W-IA-5**	**8-IA-1**	**8-IA-2**	**Blower 7W-3**
	Sample Name:	**7W-IA-4-032923**	**7W-IA-5-032923**	**8-IA-1-032823**	**8-IA-2-032823**	**7W-3-032723**
	Sample Date:	**03/29/2023**	**03/29/2023**	**03/28/2023**	**03/28/2023**	**03/27/2023**
Parameters	**Unit**					
Volatile Organic Compounds						
2-Phenylbutane (sec-Butylbenzene)	µg/m3	1.1 U	1.1 U	1.1 U	1.1 U	--
4-Ethyl toluene	µg/m3	0.98 U	0.98 U	0.39 J	0.28 J	--
4-Methyl-2-pentanone (Methyl isobutyl ketone) (MIBK)	µg/m3	2.0 U	2.0 U	2.0 U	2.0 U	--
Acetone	µg/m3	6.9 J	8.3 J	13	13	--
Allyl chloride	µg/m3	1.6 U	1.6 U	1.6 U	1.6 U	--
Benzene	µg/m3	0.34 J	0.35 J	0.45 J	0.44 J	3.9 J
Benzyl chloride	µg/m3	1.0 U	1.0 U	1.0 U	1.0 U	--
Bromodichloromethane	µg/m3	1.3 U	1.3 U	1.3 U	1.3 U	--
Bromoform	µg/m3	2.1 U	2.1 U	2.1 U	2.1 U	--
Bromomethane (Methyl bromide)	µg/m3	0.78 U	0.78 U	0.78 U	0.78 U	--
Butane	µg/m3	1.9	2.1	2.0	1.8	--
Carbon disulfide	µg/m3	1.6 U	0.87 J	0.73 J	0.44 J	--
Carbon tetrachloride	µg/m3	0.28 J	0.30 J	0.30 J	0.27 J	25 U
Chlorobenzene	µg/m3	0.92 U	0.92 U	0.92 U	0.92 U	--
Chlorodifluoromethane	µg/m3	1.9	1.2 J	1.0 J	2.3	--
Chloroethane	µg/m3	1.3 U	1.3 U	1.3 U	1.3 U	--
Chloroform (Trichloromethane)	µg/m3	0.98 U	0.98 U	0.98 U	0.98 U	20 U
Chloromethane (Methyl chloride)	µg/m3	1.3	1.4	0.90 J	0.87 J	--
cis-1,2-Dichloroethene	µg/m3	0.10 J	0.52 J	0.57 J	0.29 J	4.2 J
cis-1,3-Dichloropropene	µg/m3	0.91 U	0.91 U	0.91 U	0.91 U	--
Cyclohexane	µg/m3	0.69 U	0.69 U	0.69 U	0.69 U	--
Cymene (p-Isopropyltoluene)	µg/m3	1.1 U	1.1 U	1.1 U	1.1 U	--

Table 2

Analytical Results Summary
Quarterly Air Sampling
GM Components Holdings (GMCH)
Lockport, New York
March 2023

	Location ID:	**7W-IA-4**	**7W-IA-5**	**8-IA-1**	**8-IA-2**	**Blower 7W-3**
	Sample Name:	**7W-IA-4-032923**	**7W-IA-5-032923**	**8-IA-1-032823**	**8-IA-2-032823**	**7W-3-032723**
	Sample Date:	**03/29/2023**	**03/29/2023**	**03/28/2023**	**03/28/2023**	**03/27/2023**
Parameters	**Unit**					
Volatile Organic Compounds						
Dibromochloromethane	µg/m3	1.7 U	1.7 U	1.7 U	1.7 U	--
Dichlorodifluoromethane (CFC-12)	µg/m3	2.8	2.5	1.8 J	1.8 J	--
Ethylbenzene	µg/m3	0.87 U	0.34 J	0.87 U	0.87 U	--
Hexachlorobutadiene	µg/m3	2.1 U	2.1 U	2.1 U	2.1 U	--
Hexane	µg/m3	2.3	0.73 J	1.8 U	5.1	--
Isopropyl alcohol	µg/m3	280	140	10 J	9.4 J	--
Isopropyl benzene	µg/m3	0.98 U	0.98 U	0.98 U	0.98 U	--
m&p-Xylenes	µg/m3	2.2 U	1.4 J	0.83 J	0.93 J	--
Methyl methacrylate	µg/m3	2.0 U	2.0 U	2.0 U	2.0 U	--
Methyl tert butyl ether (MTBE)	µg/m3	0.72 U	0.72 U	0.72 U	0.72 U	--
Methylene chloride	µg/m3	0.66 J	1.7 U	1.7 U	2.5	69 U
N-Butylbenzene	µg/m3	1.1 U	1.1 U	1.1 U	1.1 U	--
N-Heptane	µg/m3	0.82 U	0.33 J	0.82 U	0.24 J	--
N-Propylbenzene	µg/m3	0.98 U	0.98 U	0.23 J	0.98 U	--
Naphthalene	µg/m3	2.6 U	2.6 U	2.6 U	2.6 U	--
o-Xylene	µg/m3	0.87 U	1.1	0.50 J	0.55 J	--
Styrene	µg/m3	0.85 U	0.85 U	0.85 U	0.85 U	--
tert-Butyl alcohol	µg/m3	15 U	15 U	15 U	15 U	--
tert-Butylbenzene	µg/m3	1.1 U	1.1 U	1.1 U	1.1 U	--
Tetrachloroethene	µg/m3	0.35 J	4.1	0.33 J	0.21 J	420
Tetrahydrofuran	µg/m3	15 U	15 U	15 U	15 U	--
Toluene	µg/m3	1.5	1.4	1.3	1.5	--

Table 2

Analytical Results Summary
Quarterly Air Sampling
GM Components Holdings (GMCH)
Lockport, New York
March 2023

	Location ID:	**7W-IA-4**	**7W-IA-5**	**8-IA-1**	**8-IA-2**	**Blower 7W-3**
	Sample Name:	**7W-IA-4-032923**	**7W-IA-5-032923**	**8-IA-1-032823**	**8-IA-2-032823**	**7W-3-032723**
	Sample Date:	**03/29/2023**	**03/29/2023**	**03/28/2023**	**03/28/2023**	**03/27/2023**
Parameters	**Unit**					
Volatile Organic Compounds						
trans-1,2-Dichloroethene	µg/m3	0.79 U	0.79 U	0.79 U	0.79 U	16 U
trans-1,3-Dichloropropene	µg/m3	0.91 U	0.91 U	0.91 U	0.91 U	--
Trichloroethene	µg/m3	1.1 U	0.53 J	1.9	1.5	20 J
Trichlorofluoromethane (CFC-11)	µg/m3	2.0	1.6	1.4	1.4	--
Trifluorotrichloroethane (CFC-113)	µg/m3	1.5 U	0.44 J	0.58 J	0.53 J	--
Vinyl bromide (Bromoethene)	µg/m3	0.87 U	0.87 U	0.87 U	0.87 U	--
Vinyl chloride	µg/m3	0.51 U	0.51 U	0.51 U	0.51 U	20 U
Xylenes (total)	µg/m3	3.0 U	2.5 J	1.3 J	1.5 J	--

Table 2

Analytical Results Summary
Quarterly Air Sampling
GM Components Holdings (GMCH)
Lockport, New York
March 2023

	Location ID:	**Blower 7W-7**	**Blower 8-3**	**OA-1**	**OA-2**
	Sample Name:	**7W-7-032723**	**8-3-032723**	**OA-1-032823**	**OA-2-032923**
	Sample Date:	**03/27/2023**	**03/27/2023**	**03/28/2023**	**03/29/2023**
Parameters	**Unit**				
Volatile Organic Compounds					
1,1,1-Trichloroethane	µg/m3	22 U	580 U	1.1 U	1.1 U
1,1,2,2-Tetrachloroethane	µg/m3	--	--	1.4 U	1.4 U
1,1,2-Trichloroethane	µg/m3	--	--	1.1 U	1.1 U
1,1-Dichloroethane	µg/m3	16 U	430 U	0.81 U	0.81 U
1,1-Dichloroethene	µg/m3	16 U	420 U	0.79 U	0.79 U
1,2,4-Trichlorobenzene	µg/m3	--	--	3.7 U	3.7 U
1,2,4-Trimethylbenzene	µg/m3	--	--	0.98 U	0.98 U
1,2-Dibromoethane (Ethylene dibromide)	µg/m3	--	--	1.5 U	1.5 U
1,2-Dichlorobenzene	µg/m3	--	--	1.2 U	1.2 U
1,2-Dichloroethane	µg/m3	16 U	430 U	0.81 U	0.81 U
1,2-Dichloroethene (total)	µg/m3	48	2200	1.6 U	1.6 U
1,2-Dichloropropane	µg/m3	--	--	0.92 U	0.92 U
1,2-Dichlorotetrafluoroethane (CFC 114)	µg/m3	--	--	1.4 U	1.4 U
1,3,5-Trimethylbenzene	µg/m3	--	--	0.98 U	0.98 U
1,3-Butadiene	µg/m3	--	--	0.44 U	0.44 U
1,3-Dichlorobenzene	µg/m3	--	--	1.2 U	1.2 U
1,4-Dichlorobenzene	µg/m3	--	--	1.2 U	1.2 U
1,4-Dioxane	µg/m3	--	--	18 U	18 U
2,2,4-Trimethylpentane	µg/m3	--	--	0.93 U	0.93 U
2-Butanone (Methyl ethyl ketone) (MEK)	µg/m3	--	--	1.5 U	1.5 U
2-Chlorotoluene	µg/m3	--	--	1.0 U	1.0 U
2-Hexanone	µg/m3	--	--	2.0 U	2.0 U

Table 2

Analytical Results Summary
Quarterly Air Sampling
GM Components Holdings (GMCH)
Lockport, New York
March 2023

	Location ID:	**Blower 7W-7**	**Blower 8-3**	**OA-1**	**OA-2**
	Sample Name:	**7W-7-032723**	**8-3-032723**	**OA-1-032823**	**OA-2-032923**
	Sample Date:	**03/27/2023**	**03/27/2023**	**03/28/2023**	**03/29/2023**
Parameters	**Unit**				
Volatile Organic Compounds					
2-Phenylbutane (sec-Butylbenzene)	µg/m3	--	--	1.1 U	1.1 U
4-Ethyl toluene	µg/m3	--	--	0.98 U	0.98 U
4-Methyl-2-pentanone (Methyl isobutyl ketone) (MIBK)	µg/m3	--	--	2.0 U	2.0 U
Acetone	µg/m3	--	--	4.1 J	6.4 J
Allyl chloride	µg/m3	--	--	1.6 U	1.6 U
Benzene	µg/m3	2.8 J	65 J	0.36 J	0.28 J
Benzyl chloride	µg/m3	--	--	1.0 U	1.0 U
Bromodichloromethane	µg/m3	--	--	1.3 U	1.3 U
Bromoform	µg/m3	--	--	2.1 U	2.1 U
Bromomethane (Methyl bromide)	µg/m3	--	--	0.78 U	0.78 U
Butane	µg/m3	--	--	0.91 J	0.86 J
Carbon disulfide	µg/m3	--	--	1.6 U	1.6 U
Carbon tetrachloride	µg/m3	25 U	670 U	0.20 J	0.25 J
Chlorobenzene	µg/m3	--	--	0.92 U	0.92 U
Chlorodifluoromethane	µg/m3	--	--	1.3 J	1.3 J
Chloroethane	µg/m3	--	--	1.3 U	1.3 U
Chloroform (Trichloromethane)	µg/m3	6.6 J	520 U	0.98 U	0.98 U
Chloromethane (Methyl chloride)	µg/m3	--	--	0.94 J	1.4
cis-1,2-Dichloroethene	µg/m3	48	2200	0.79 U	0.79 U
cis-1,3-Dichloropropene	µg/m3	--	--	0.91 U	0.91 U
Cyclohexane	µg/m3	--	--	0.69 U	0.69 U
Cymene (p-Isopropyltoluene)	µg/m3	--	--	1.1 U	1.1 U

Table 2

Analytical Results Summary
Quarterly Air Sampling
GM Components Holdings (GMCH)
Lockport, New York
March 2023

Location ID:		**Blower 7W-7**	**Blower 8-3**	**OA-1**	**OA-2**
Sample Name:		**7W-7-032723**	**8-3-032723**	**OA-1-032823**	**OA-2-032923**
Sample Date:		**03/27/2023**	**03/27/2023**	**03/28/2023**	**03/29/2023**
Parameters	**Unit**				
Volatile Organic Compounds					
Dibromochloromethane	µg/m3	--	--	1.7 U	1.7 U
Dichlorodifluoromethane (CFC-12)	µg/m3	--	--	1.8 J	2.5
Ethylbenzene	µg/m3	--	--	0.87 U	0.87 U
Hexachlorobutadiene	µg/m3	--	--	2.1 U	2.1 U
Hexane	µg/m3	--	--	1.4 J	0.71 J
Isopropyl alcohol	µg/m3	--	--	12 U	12 U
Isopropyl benzene	µg/m3	--	--	0.98 U	0.98 U
m&p-Xylenes	µg/m3	--	--	2.2 U	2.2 U
Methyl methacrylate	µg/m3	--	--	2.0 U	2.0 U
Methyl tert butyl ether (MTBE)	µg/m3	--	--	0.72 U	0.72 U
Methylene chloride	µg/m3	69 U	1800 U	0.85 J	1.7 U
N-Butylbenzene	µg/m3	--	--	1.1 U	1.1 U
N-Heptane	µg/m3	--	--	0.82 U	0.30 J
N-Propylbenzene	µg/m3	--	--	0.98 U	0.98 U
Naphthalene	µg/m3	--	--	2.6 U	2.6 U
o-Xylene	µg/m3	--	--	0.29 J	0.87 U
Styrene	µg/m3	--	--	0.85 U	0.85 U
tert-Butyl alcohol	µg/m3	--	--	15 U	15 U
tert-Butylbenzene	µg/m3	--	--	1.1 U	1.1 U
Tetrachloroethene	µg/m3	160	720 U	1.4 U	1.4 U
Tetrahydrofuran	µg/m3	--	--	15 U	15 U
Toluene	µg/m3	--	--	0.47 J	0.45 J

Table 2

Analytical Results Summary
Quarterly Air Sampling
GM Components Holdings (GMCH)
Lockport, New York
March 2023

Location ID:		**Blower 7W-7**	**Blower 8-3**	**OA-1**	**OA-2**
Sample Name:		**7W-7-032723**	**8-3-032723**	**OA-1-032823**	**OA-2-032923**
Sample Date:		**03/27/2023**	**03/27/2023**	**03/28/2023**	**03/29/2023**
Parameters	**Unit**				
Volatile Organic Compounds					
trans-1,2-Dichloroethene	µg/m3	16 U	420 U	0.79 U	0.79 U
trans-1,3-Dichloropropene	µg/m3	--	--	0.91 U	0.91 U
Trichloroethene	µg/m3	270	23000	1.1 U	1.1 U
Trichlorofluoromethane (CFC-11)	µg/m3	--	--	0.88 J	0.96 J
Trifluorotrichloroethane (CFC-113)	µg/m3	--	--	1.5 U	1.5 U
Vinyl bromide (Bromoethene)	µg/m3	--	--	0.87 U	0.87 U
Vinyl chloride	µg/m3	3.9 J	540 U	0.51 U	0.51 U
Xylenes (total)	µg/m3	--	--	0.29 J	3.0 U

Notes:

J - Estimated concentration
U - Not detected at the associated reporting limit
-- - Not applicable

Table 3

Analytical Methods
Quarterly Air Sampling
GM Components Holdings (GMCH)
Lockport, New York
March 2023

Parameter	Method	Matrix	Preservation	Holding Time Collection to Analysis (Days)
Volatile Organic Compounds	TO-14A	Air	None	3
Volatile Organic Compounds	TO-15	Air	None	30

Notes:

Method References:

TO-14A - Compendium of Methods for the Determination of Toxic Organic Compounds in Ambient Air, Second Edition, EPA-625/R-96/010b, January 1999

TO-15 - Compendium of Methods for the Determination of Toxic Organic Compounds in Ambient Air, EPA-625/R-96/010b, January 1999

Table 4

Qualified Sample Results Due to Analyte Concentrations in the Method Blanks
Quarterly Air Sampling
GM Components Holdings (GMCH)
Lockport, New York
March 2023

Parameter	Analyte	Analysis Date (mm/dd/yyyy)	Blank Result *	Sample ID	Original Result	Qualified Result	Units
VOCs	Methylene chloride	03/28/2023	15.0 J	7W-3-032723	42 J	69 U	µg/m3
			15.1 J	7W-7-032723	39 J	69 U	µg/m3
			462 J	8-3-032723	740 J	1800 U	µg/m3
VOCs	Ethylbenzene	04/07/2023	0.230 J	OA-1-032823	0.31 J	0.87 U	µg/m3
				8-IA-1-032823	0.42 J	0.87 U	µg/m3
				8-IA-2-032823	0.43 J	0.87 U	µg/m3
				7A-IA-1-032823	0.38 J	0.87 U	µg/m3
				7A-IA-2-032823	0.35 J	0.87 U	µg/m3

Notes:

VOCs - Volatile Organic Compounds
* - Blank result adjusted for sample factors where applicable
U - Not detected at the associated reporting limit
J - Estimated concentration

PRR APPENDIX B – PROGRESS REPORT SSDS OPERATIONS

Performance Period: 23 April 2023 – 22 April 2024

www.haleyaldrich.com

PROGRESS REPORT ON

SUB-SLAB DEPRESSURIZATION SYSTEM - BUILDINGS 7, 7A, 8
23 APRIL 2023 – 22 APRIL 2024
BCP SITE #C932138
200 UPPER MOUNTAIN ROAD
LOCKPORT, NEW YORK

by H & A of New York Engineering and Geology, LLP
Rochester, New York

on behalf of GM Components Holdings, LLC

included as part of NYSDEC Periodic Review Report No.3

File No. 0127784-102

List of Tables ii

List of Figures ii

1. Introduction 1

1.1 SSD SYSTEM OBJECTIVES 1

2. SSD System Operations, Maintenance & Monitoring (OM&M) Activities 2

2.1 SSDS OPERATIONS SUMMARY 2
2.2 SSD SYSTEM EMISSIONS SUMMARY 2
2.3 SUB-SLAB VACUUM INFLUENCE ASSESSMENT 3
2.4 INDOOR AIR SYSTEM PERFORMANCE SAMPLING 3

References 5

Tables
Figures
Appendix A – 2024 Projected Annual SSDS Emissions Summary and Laboratory Analytical Report
Appendix B – August 2023, December 2023, March 2024 SSDS Performance Sampling Field Data and Laboratory Analytical Reports

List of Tables

Table No.	Title
I – Consolidated	Summary of Blower System and Suction Pit Operating Data – Buildings 7, 7A, 8
II – Consolidated	Summary of Sub-Slab Vacuum Monitoring Point Readings – Building 7, 7A, 8

Tables I and II are consolidated for data collected between 23 April 2019 through 22 April 2024

List of Figures

Figure No.	Title
1	Outdoor Air Sampling Locations – August 2023, December 2023, March 2024
2	Building 7 – SSDS Suction Pits, Sub-Slab Monitoring Points and Indoor Air Sampling Locations – March 2024
3	Building 7A – SSDS Suction Pits, Sub-Slab Monitoring Points and Indoor Air Sampling Locations – March 2024
4	Building 8 – SSDS Suction Pits, Sub-Slab Monitoring Points and Indoor Air Sampling Locations – March 2024
5	Building 10 – SSDS Trench Legs, Sub-Slab Monitoring Points and Indoor Air Sampling Locations – August 2023, December 2023, and March 2024

1. Introduction

The installation of the Sub-slab Depressurization (SSD) System at the GM Components Holdings (GMCH) Lockport BCP Site #932138 (Site) for Buildings 7, 7A and 8 was completed as an Interim Remedial Measure (IRM) in August 2013 in accordance with the New York State Department of Environmental Conservation (NYSDEC) Brownfield Cleanup Agreement (BCA) #C932138-03-10 executed between GMCH and the NYSDEC on May 20, 2010 as amended by Amendment No. 1 dated June 18, 2014 and the IRM Work Plan (Haley & Aldrich 2012), approved by the NYSDEC in December 2012. The SSD system for Building 10 was completed as a conversion of the existing Soil Vapor Extraction (SVE) / SSD system to an SSD system only operation on 8 September 2016 in accordance with the Building 10 SVE/SSD System – SSD Conversion Activities Notification (Haley & Aldrich 2016) approved by the NYSDEC in July 2016.

H & A of New York Engineering and Geology, LLP (HANY E&G) has prepared this Progress Report which summarizes the SSD System Operations, Maintenance and Monitoring (OM&M) activities for the operating period 23 April 2023 through 22 April 2024, completed in accordance with the Operation and Maintenance Plan contained in the NYSDEC approved Site Management Plan (Haley & Aldrich 2016).

1.1 SSD SYSTEM OBJECTIVES

The objective of the SSD system within Buildings 7, 7A, 8 and 10 is to operate on a continuous basis to mitigate the potential for volatile organic compound (VOC)-impacted soil vapors to affect the indoor air (IA) quality. This objective is achieved by creating a negative pressure differential between the interior of the building and the subsurface beneath the facility floor slab to induce transport of vapor-phase contaminants through a series of soil vapor collection (suction) pits, and transfer via interconnected piping, for discharge to the atmosphere at the exterior of the buildings.

2. SSD System Operations, Maintenance & Monitoring (OM&M) Activities

During the operating period 23 April 2023 through 22 April 2024, the following OM&M activities were completed for the SSD System:

- Monthly suction pit data collection, triannual (3 times per year) blower systems operating data collection and blower effluent PID field screening measurements for the Buildings 7, 7A, and 8 SSD Systems, and triannual sub-slab vacuum monitoring point (SMPs – Buildings 7, 7A, 8) data collection from August 2023 through March 2024. Tables I and II provide a summary of the triannual SSD Systems data collected during the monitoring period;
- Collected the 2024 annual SSD System blower effluent vapor sampling from blowers in Buildings 7, 7A, and 8. The 2024 annual projected SSD System emissions rates, Potential-to-Emit (PTE), and laboratory analytical report are provided in Appendix A of this SSD report; and
- SSD System performance sampling events in August 2023 and December 2023 for Building 10[1], and in March 2024 for Buildings 7, 7A, 8 and 10. The results of the sampling events, consisting of indoor air (IA) sampling, are provided in Appendix B of this SSD report and a tabulated summary for the sampling for the target site contaminants are provided in Table 2 of the PRR.

2.1 SSDS OPERATIONS SUMMARY

As summarized in Table I the Building 7-7A-8 SSD System blowers/ pits operated on a full-time basis, with the exception of unit 8-3 which based on conditions noted in Table I, appeared to have a slight decrease in uptime due to a potential intermittent power service condition in the building feeding this unit. The hour meter for unit 8-4 hour appeared to stop functioning as the hour readings were the same between collection dates, however as noted in Table I, during monthly and triannual system checks the vacuum was being maintained at the suction pit, therefore an hour meter replacement is warranted.

2.2 SSD SYSTEM EMISSIONS SUMMARY

Review of the data from the March 2024 vapor sampling event and comparison to previously completed emissions sampling, indicate a continuing declining to steady trend in the annual SSD System emissions rate, a summary of the PTE data from 2014-2024 is summarized below.

[1] Based on current conditions and as summarized in the Site Management Period Review Report and IC/EC Certification Submittal – Number 2 Reporting Period: 23 April 2018 – 22 April 2019 (Haley & Aldrich June 2019), (PRR) the Building 10 SSD blower remains off-line. As previously reported, IA sampling results collected in Building 10 in March 2017 and March 2018 when the SSD blower system was operational and was compared to the IA sampling results collected in April 2019 when the SSD system off-line. The analytical results suggested that operation of the SSD system may have negligible effectiveness relative to IA quality based on the decreasing concentration trends for cis-1,2-DCE, carbon tetrachloride, TCE, and PCE. In the above referenced 2018-2019 PRR, quarterly IA samples within Building 10 were recommended as a contingency measure to the SSD system operation for the above target site contaminants.

Year	PTE (tons/year)	Sampling Date
2014	0.40	July 2014
2015	0.32	January & April 2015
2016	0.29	January & February 2016
2017	0.23	January 2017
2018	0.18	January 2018
2019	0.23	April 2019
2020	0.13	February 2020
2021	0.042	March 2021
2022	0.048	February 2022
2023	0.059	March 2023
2024	0.077	March 2024

PTE Notes:

1. Data for July 2014 was one-year post startup for the Building 7, 7A, and 8 SSD System.
2. Data for years 2014 – 2016 is for Buildings 7, 7A, and 8 SSD only, during this period Building 10 was being operated as a combination SVE / SSD.
3. Data for years 2017-2019 is for the Buildings 7, 7A, 8 and 10 SSD System.
4. Data for years 2020 through 2024 is for the Buildings 7, 7A, and 8 SSD System.

2.3 SUB-SLAB VACUUM INFLUENCE ASSESSMENT

Based on review of the operating data summarized in Table II for Buildings 7, 7A, and 8 the sub-slab vacuum influence data suggests comparable trends to the conditions presented in the SSDS – Buildings 7, 7A, 8 April 2016 – December 2016 Progress Report (Haley & Aldrich 2017), the Site Management Plan (Haley & Aldrich 2016) and Site Management Period Review Report and IC/EC Certification Submittal – Number 1 (Haley & Aldrich 2018), the Site Management Period Review Report and IC/EC Certification Submittal – Number 2 (Haley & Aldrich 2019). These data also indicate that instantaneous vacuum readings collected during the triannual monitoring events in some of the pressure field perimeter SMP/VMPs, fluctuated from at/above to below the target differential pressure of 0.002 inches water column (W.C.).

These observations suggest that the variability in the vacuum readings may be due to changes in Plant operations, or changes in seasonal building HVAC operations (i.e. more negative pressure in the indoor space during the heating season).

2.4 INDOOR AIR SYSTEM PERFORMANCE SAMPLING

To assess the potential effects of variable vacuum influence conditions in Buildings 7, 7A, and 8, as referenced above in Section 2.3, and assessment of Building 10 conditions, indoor air (IA) sampling events were conducted in August 2023 and December 2023 in Building 10 and in March 2024 in Buildings 7, 7A, 8 and 10. IA sampling was completed in accordance with the Site Management Plan and the samples were collected from areas proximal to existing SMP/VMP points that have exhibited periodic sub-slab vacuum reading fluctuations and consistent with IA sample locations from the March 2024 IA sampling event. A summary of the IA sample locations proximal to SMP/VMPs for the August 2023 – March 2024

sampling events are as follows (Note: please refer to Figures 1 through 5 for the Outdoor Air and IA sample locations associated with the Buildings 7, 7A, 8 and 10):

Building 7

(7-West)

- 7W-IA-1 – SMP-7W-13
- 7W-IA-2 – SMP-7W-12B
- 7W-IA-3 – SMP-7W-11A
- 7W-IA-4 – SMP-7W-5A
- 7W-IA-5 – SMP-7W-2A

(7-East)

7E-IA-1 – SMP-7E-7A
7E-IA-2 – SMP-7E-1

Building 7A

- 7A-IA-1 – SMP-7A-9
- 7A-IA-2 – SMP-7A-12

Building 8

- 8A-IA-1 – SMP-B8-4
- 8A-IA-2 – SMP-B8-9A

Building 10

- 10-IA-1 – proximal to west side exterior of SSD equipment enclosure
- 10-IA-2 – VMP-5A

A results summary data table is provided in Table 2 of this PRR for the sampling events conducted between August 2023 and March 2024. Refer to Appendix B of this SSD report for a summary of sampling activities, field notes, facility product inventory list observed in the sampling areas collected during the March 2024 sampling event and laboratory analytical reports.

References

1. Haley & Aldrich of New York, (2012). "Sub Slab Depressurization Systems Pilot Testing Report – Interim Remedial Measures (IRM) Work Plan, BCP Sites #C932138/C932139, 200 Upper Mountain Road, Lockport, NY", November 2012.

2. New York State Department of Environmental Conservation, (2014) Brownfield Cleanup Agreement, dated 14 June 2014 Consolidated Site #932138, Buildings 7, 8 and 10.

3. Haley & Aldrich of New York, (2016). "Site Management Plan, BCP Site #C932138, GM Components Holdings, LLC (GMCH), 200 Upper Mountain Road, Lockport, New York", November 2016.

4. Haley & Aldrich of New York, (2017). "Sub-Slab Depressurization Systems Performance Sampling Plan, GMCH Lockport BCP Site #C932138, 200 Upper Mountain Road, Lockport, New York", 15 March 2017.

5. Haley & Aldrich of New York, (2017). "Summary of Sub-Slab Depressurization System Performance Results, GMCH Lockport Facility, 200 Upper Mountain Road, Lockport, New York, BCP Site #C932138, 22-24 March 2017", 21 July 2017.

6. Haley & Aldrich of New York, (2018). "Site Management Periodic Review Report and IC/EC Certification Submittal – Number 1, Reporting Period: 22 December 2016 – 22 April 2018, BCP Site #C932138, GM Components Holdings, LLC, 200 Upper Mountain Road, Lockport, New York" May 2018.

7. Haley & Aldrich of New York, (2019). "Site Management Periodic Review Report and IC/EC Certification Submittal – Number 2, Reporting Period: 23 April 2018 – 22 April 2019, BCP Site #C932138, GM Components Holdings, LLC, 200 Upper Mountain Road, Lockport, New York" June 2019.

TABLES
(see consolidated Tables I and II)

FIGURES
SSDS Operations Report

HALEY ALDRICH

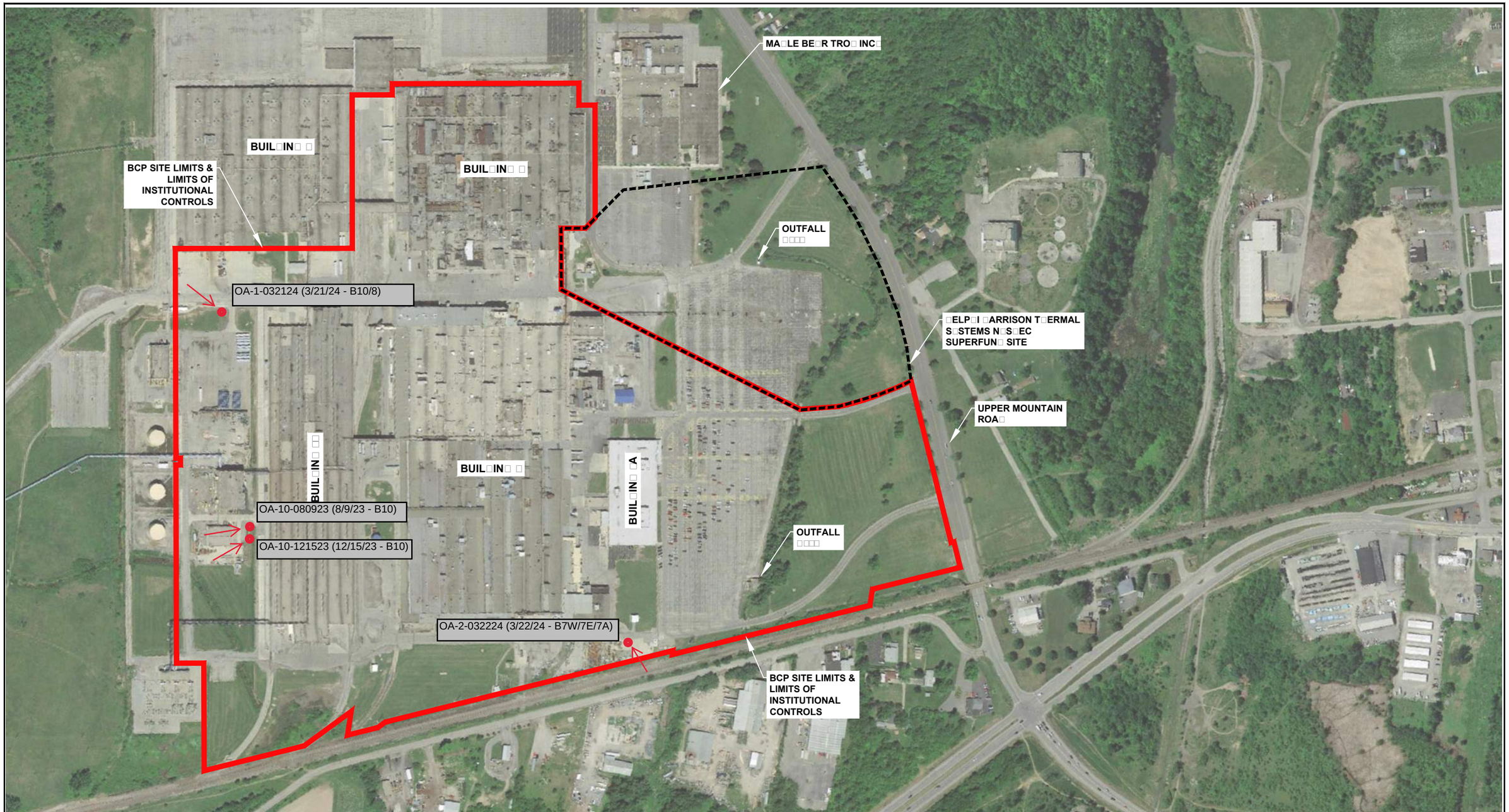

NOTES

1. THE BACKGROUND AND SITE FEATURES SHOWN IN THIS FIGURE ARE BASED ON FIGURE 2 CONTAINED IN THE SITE MANAGEMENT PLAN (NOVEMBER 2016).
2. OUTDOOR AIR (OA) SAMPLING LOCATIONS WITH SAMPLE ID AND DATE COLLECTED DURING THE AUGUST 2023, DECEMBER 2023, AND MARCH 2024 SUB-SLAB DEPRESSURIZATION SYSTEM PERFORMANCE SAMPLING EVENT.
3. PREDOMINANT WIND DIRECTION OBSERVED DURING THE OA SAMPLING.

N

0 400 800
SCALE IN FEET

HALEY ALDRICH

GM COMPONENTS HOLDINGS, LLC
LOCKPORT FACILITY
200 UPPER MOUNTAIN ROAD LOCKPORT, NEW YORK

OUTDOOR AIR SAMPLING LOCATIONS - AUGUST 2023, DECEMBER 2023, MARCH 2024

SCALE: AS SHOWN
MAY 2024

FIGURE 1

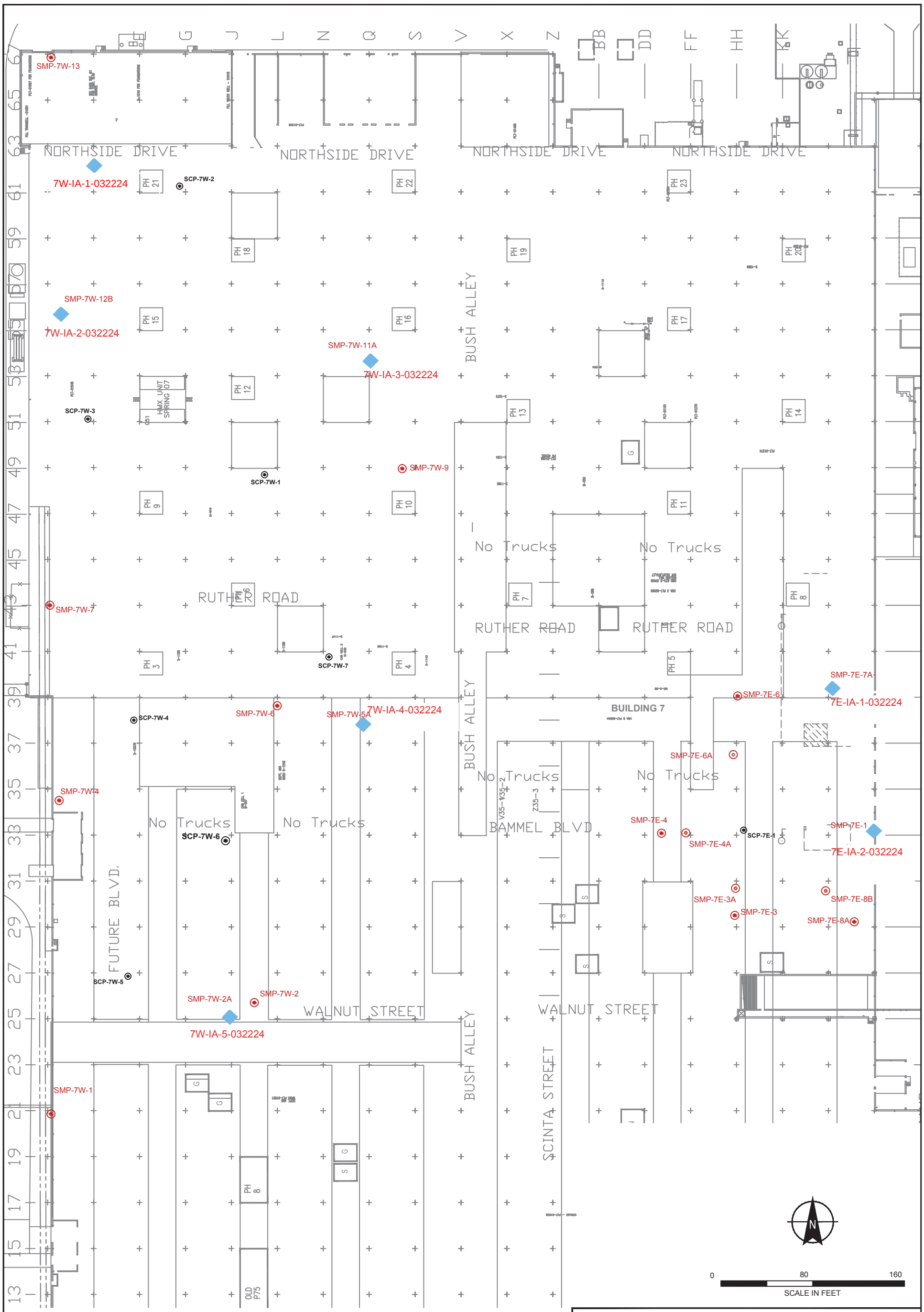

LEGEND

7W-IA-1-032224 INDOOR AIR SAMPLE LOCATION

SMP-7W-1 SUB-SLAB MONITORING POINT

SCP-7W-1 SUB-SLAB SUCTION PIT

NOTE

ALL LOCATIONS AND DIMENSIONS ARE APPROXIMATE.

HALEY ALDRICH

GM COMPONENTS HOLDINGS, LLC
LOCKPORT FACILITY - 200 UPPER MOUNTAIN ROAD
LOCKPORT, NEW YORK

BLDG. 7 - SSDS SUCTION PITS, SUB-SLAB MONITORING POINTS & INDOOR AIR VAPOR SAMPLING LOCATIONS - MARCH 2024

SCALE: AS SHOWN
MAY 2024

FIGURE 2

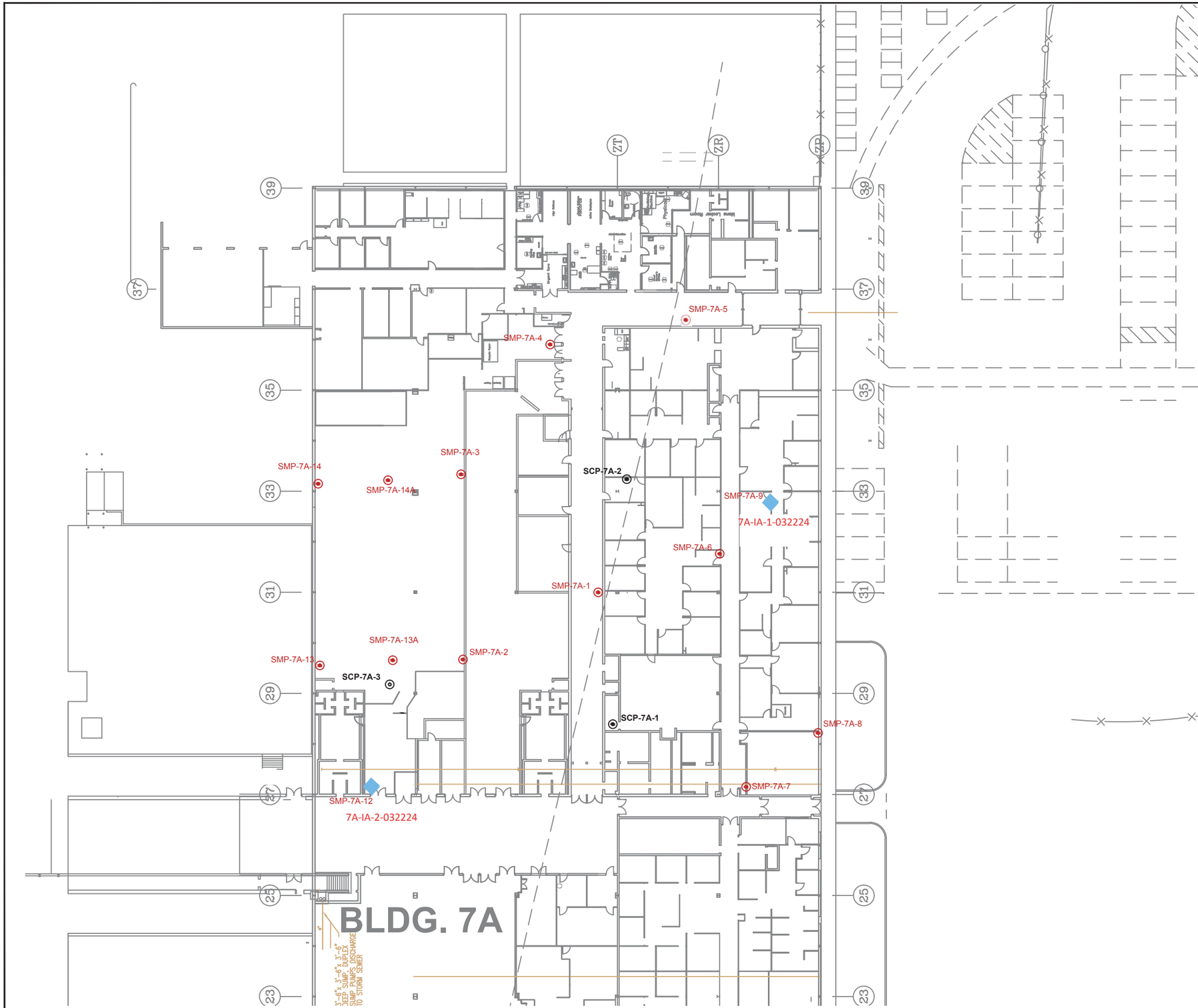

LEGEND

SMP-7A-2 SUB-SLAB MONITORING POINT

SCP-7A-2 SUB-SLAB SUCTION PIT

7A-IA-1-032224 INDOOR AIR SAMPLE LOCATION

NOTE

ALL LOCATIONS AND DIMENSIONS ARE APPROXIMATE.

N

0 40 80

SCALE IN FEET

HALEY ALDRICH

GM COMPONENTS HOLDINGS, LLC
LOCKPORT FACILITY - 200 UPPER MOUNTAIN ROAD
LOCKPORT, NEW YORK

BLDG. 7A SSDS SUCTION PITS, SUB-SLAB MONITORING POINTS & INDOOR AIR VAPOR SAMPLING LOCATIONS
- MARCH 2024

SCALE: AS SHOWN
MAY 2024

FIGURE 3

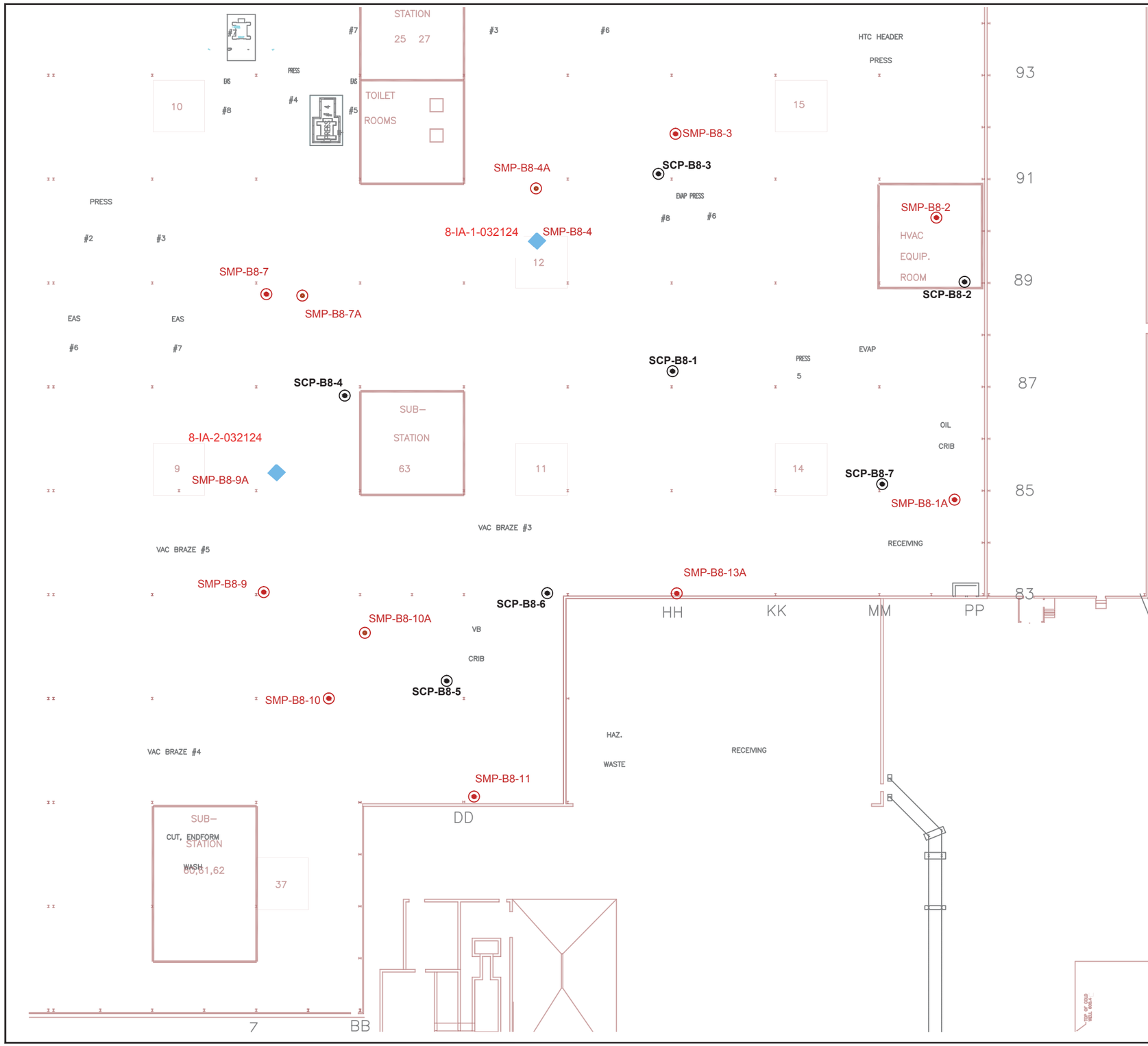

LEGEND

SMP-B8-11 SUB-SLAB MONITORING POINT

SCP-B8-5 SUB SLAB SUCTION PIT

8-IA-1-032124 INDOOR AIR SAMPLE LOCATION

N

0 40 80

SCALE IN FEET

HALEY ALDRICH

GM COMPONENTS HOLDINGS, LLC
LOCKPORT FACILITY - 200 UPPER MOUNTAIN ROAD
LOCKPORT, NEW YORK

BLDG. 8 - SSDS SUCTION PITS, SUB-SLAB MONITORING POINTS & INDOOR AIR VAPOR SAMPLING LOCATIONS - MARCH 2024

SCALE: AS SHOWN
MAY 2024

FIGURE 4

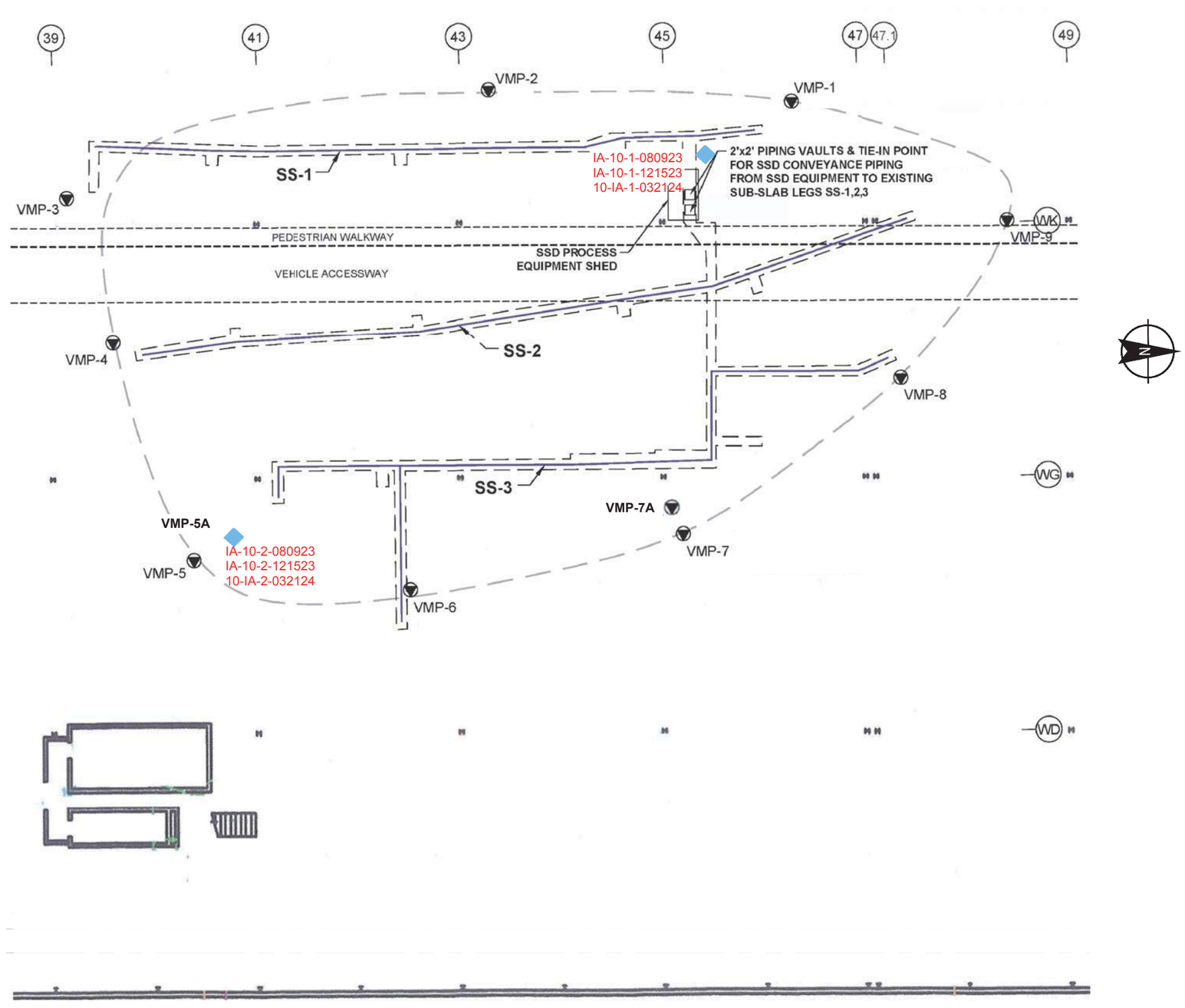

LEGEND

APPROXIMATE LOCATION OF TRENCHES INSTALLED BENEATH CONCRETE SLAB FOR FORMER SVE AND CURRENT SSD PIPIN

SS-1 SUB-SLAB LEG-1

VMP-1 PROXIMATE LOCATION AND DESIGNATION OF VACUUM MONITORING POINT

10-IA-1-032124 INDOOR AIR SAMPLE LOCATION

NOTES

1. THIS FIGURE IS BASED ON A PDF IMAGE ENTITLED "BUILDING 10 SSD SYSTEM OPERATION MAINTENANCE AND MONITORING PLAN" DATED AUGUST 2015 FROM GZA GEOENVIRONMENTAL OF N.Y.
2. THE SIZE AND LOCATION OF EXISTING SITE FEATURES SHOULD BE CONSIDERED APPROXIMATE.

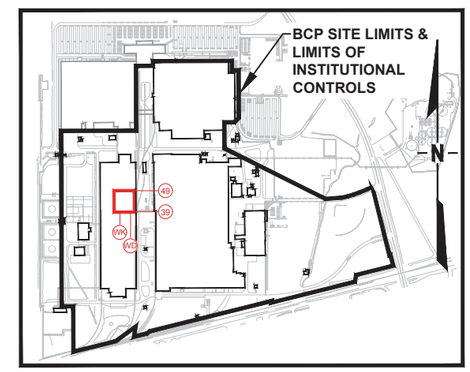

SITE KEY
NOT TO SCALE

0 24 48
SCALE IN FEET

HALEY ALDRICH

GM COMPONENTS HOLDINGS, LLC
LOCKPORT FACILITY - 200 UPPER MOUNTAIN ROAD
LOCKPORT, NEW YORK

BLDG. 10 - SSDS TRENCH LEGS, SUB-SLAB MONITORING POINTS & INDOOR AIR VAPOR SAMPLING LOCATIONS - AUGUST 2023, DECEMBER 2023, MARCH 2024

SCALE: AS SHOWN
MAY 2024

FIGURE 5

APPENDIX A
2024 Projected SSDS Emissions Summary

HALEY ALDRICH

Sub-Slab Depressurization System - Projected Annual Emissions 2024
GMCH Lockport - BCP Site #932138
SSDS Blower Effluent Samples Collected: 3/20/24
SSDS Operations - 23 April 2023 - 22 April 2024

Suction Pit / System Location	Analyte	Vapor Phase Concentration (mg/m3) *A*	Vapor Flow Rate (CFM) *B*	HAPs Potential to Emit (lb/yr) *C*	HAPs Potential to Emit (ton/yr) *D*	Field PID Reading (PPM)
Bldg 7A-SCP-1/3	cis-1,2-Dichloroethene	0.54	46	0.8	0.0004	6.1
	Tetrachloroethene*	15.0		22.6	0.011	
	Trichloroethene*	3.4		5.1	0.003	
	Vinyl chloride*	0.038 J**		0.1	0.000	
	Total HAPs	15.0		22.7	0.011	
Bldg 7W-SCP-3	cis-1,2-Dichloroethene	0.0063 J**	94	0.02	0.000	6.5
	Tetrachloroethene*	1.1		3.39	0.002	
	Trichloroethene*	0.064		0.2	0.0001	
	Total HAPs	1.17		3.6	0.002	
Bldg 8 SCP-3	cis-1,2-Dichloroethene	2.6	46	3.9	0.002	16.5
	Tetrachloroethene*	0.14 J**		0.2	0.0001	
	Trichloroethene*	29.0		43.8	0.022	
	Total HAPs	31.7		47.9	0.024	
Bldg 10 SSDS***	No Sample Collected	NA	NA	NA	NA	NA
	Total HAPs	NA		NA	NA	

* - hazardous air pollutant (HAP)
** J - value parameter detected but the concentration is an estimated value
*** - as indicated in Section 2 of SSDS Progress Report, the Building 10 SSD system was off-line during the operational reporting period, therefore an emissions vapor sample was not collected.

Conversion equation: $A\,\frac{mg}{m^3} \times \frac{1\,lb}{453{,}592.37\,mg} \times B\,\frac{ft^3}{min} \times \frac{m^3}{35.31\,ft^3} \times \frac{525{,}600\,min}{1\,yr} = C\,\frac{lb}{yr}$

mg/m^3 micro-grams per cubic meter

Location	Suction Pit Number	Flow (SCFM)	PID (PPMV)	PTE Lb/yr	PTE tons/yr
Bldg 7W	1	91	5.3	15.8	0.0079
	2	86	2.7	7.6	0.0038
	4	95	3.5	10.9	0.0055
	5	66	6.2	13.4	0.0067
	6	80	2.2	5.8	0.0029
	7	66	4.2	9.1	0.0045
Bldg 7E	1	111	1.5	5.5	0.0027
Bldg 7A	2	46	0.1	0.2	0.0001
Bldg 8	1	46	0.1	0.2	0.0001
	2	75	0.0	0.0	0.0000
	4	66	0.6	1.3	0.0006
	5	46	0.6	0.9	0.0005
	6	88	3.1	9.0	0.0045
	7	46	0.1	0.2	0.0001

Total Lb/yr	**79.7**
Total PTE tons/yr	**0.040**

HAPs Potential to Emit(ton/yr)D Updated projection	
Bldg 7A-SCP-1/3	0.011
Bldg 7W-SCP-3	0.002
Bldg 8 SCP-3	0.024
Remaining 14 Units in Bldg 7,7A,8****	0.040
Bldg 10 SSD	NA
TOTAL ESTIMATED PTE	**0.077**

(**** calculated highest blower flow rates and PID readings estimated to equal mg/m3, during data collection period)

Air Guide -1 Review
Area Source Method - SSDS Operations - 23 April 2022 - 22 April 2023
GMCH - Lockport Facility - BCP Site #932138

Bldg No: 7, 7A, 8
Project No.: 127784-102

s - Bldg side length (ft) - Bldg 7A 500 (Assumes area source is a square)

Contaminant	Q (lb/hr)	Q_a (lb/yr)	C_a (ug/m^3)	C_p (ug/m^3)	AGC (ug/m^3)	C_{st} (ug/m^3)	SGC (ug/m^3)
Bldg 7A-SCP-1/3							
cis, 1-2 Dichloroethene	0.000093	0.82	0.00062	0.00087	63.0	0.022	NGV
Tetrachloroethene	0.0026	22.64	0.0173	0.024	4.0	0.60	300
Trichloroethene	0.00059	5.1	0.0055	0.0054	0.2	0.14	20
Vinyl chloride	0.00001	0.06	0.00004	0.00004	0.11	0.001	180000

s - Bldg side length (ft) - Bldg 7 600 (Assumes 600 ft for conservative value) (Bldg is ~600' x1200')

Bldg 7W-SCP-3							
cis-1,2-Dichloroethene	0.000	0.02	0.00001	0.00001	63	0.00	NGV
Tetrachloroethene	0.0004	3.39	0.0026	0.0026	4.0	0.06	300
Trichloroethene	0.00002	0.20	0.0002	0.0002	0.2	0.00	20

s - Bldg side length (ft) - Bldg 8 600 (Assumes area source is a square)

Bldg 8 SCP-3							
cis, 1-2 Dichloroethene	0.0004	3.92	0.003	0.003	63.0	0.07	NGV
Tetrachloroethene	0.00002	0.21	0.0002	0.0002	2.1	0.004	14000
Trichloroethene	0.005	43.78	0.03	0.03	0.2	0.84	20

Assumptions
Method used to determine the maximum overall actual annual, potential annual, and short term impacts from an area source.

Calculations
Maximum Actual Annual Impact (C_a): C_a (ug/m^3) = $(76.6*Q_a)/(s^{1.8})$
Maximum Potential Annual Impact (C_p): C_p (ug/m^3) = $(670600*Q)/(s^{1.8})$
Maximum Short Term Impact (C_{st}): C_{st} (ug/m^3) = C_p * 25

Q: Hourly Emissions (lbs/hr)
Q_a: Annual Emissions Rate (lbs/yr)
s: Building Side Dimension (feet)
SGC: Short-Term Guidance Concentrations - Guidance Values - July 2016
AGC: Annual Guidance Concentrations - Guidance Valves - July 2016
NGV: No Guidance Value
ug/m^3 micro-grams per cubic meter

eurofins | Environment Testing

ANALYTICAL REPORT

PREPARED FOR

Attn: Christopher Arcuri
GHD Services Inc.
2055 Niagara Falls Blvd., Suite 3
Niagara Falls, New York 14304

Generated 4/4/2024 7:53:17 AM

JOB DESCRIPTION

12616852, GM-Lockport Air 256042

JOB NUMBER

480-218030-1

Eurofins Buffalo
10 Hazelwood Drive
Amherst NY 14228-2298

See page two for job notes and contact information.

my EOL

Eurofins Buffalo

Job Notes

This report may not be reproduced except in full, and with written approval from the laboratory. The results relate only to the samples tested. For questions please contact the Project Manager at the e-mail address or telephone number listed on this page.

The test results in this report relate only to the samples as received by the laboratory and will meet all requirements of the methodology, with any exceptions noted. This report shall not be reproduced except in full, without the express written approval of the laboratory. All questions should be directed to the Eurofins Environment Testing Northeast, LLC Project Manager.

Authorization

Generated
4/4/2024 7:53:17 AM

Authorized for release by
Denise Heckler, Project Manager II
Denise.Heckler@et.eurofinsus.com
(330)966-9477

Table of Contents

Cover Page 1
Table of Contents 3
Definitions/Glossary 4
Case Narrative 5
Detection Summary 6
Client Sample Results 7
Surrogate Summary 9
QC Sample Results 10
QC Association Summary 11
Lab Chronicle 12
Method Summary 13
Sample Summary 14
Chain of Custody 15
Air Canister Dilution 17

Definitions/Glossary

Client: GHD Services Inc.
Project/Site: 12616852, GM-Lockport Air 256042

Job ID: 480-218030-1

Qualifiers

Air - GC/MS VOA

Qualifier	Qualifier Description
B	Compound was found in the blank and sample.
J	Result is less than the RL but greater than or equal to the MDL and the concentration is an approximate value.

Glossary

Abbreviation	These commonly used abbreviations may or may not be present in this report.
¤	Listed under the "D" column to designate that the result is reported on a dry weight basis
%R	Percent Recovery
CFL	Contains Free Liquid
CFU	Colony Forming Unit
CNF	Contains No Free Liquid
DER	Duplicate Error Ratio (normalized absolute difference)
Dil Fac	Dilution Factor
DL	Detection Limit (DoD/DOE)
DL, RA, RE, IN	Indicates a Dilution, Re-analysis, Re-extraction, or additional Initial metals/anion analysis of the sample
DLC	Decision Level Concentration (Radiochemistry)
EDL	Estimated Detection Limit (Dioxin)
LOD	Limit of Detection (DoD/DOE)
LOQ	Limit of Quantitation (DoD/DOE)
MCL	EPA recommended "Maximum Contaminant Level"
MDA	Minimum Detectable Activity (Radiochemistry)
MDC	Minimum Detectable Concentration (Radiochemistry)
MDL	Method Detection Limit
ML	Minimum Level (Dioxin)
MPN	Most Probable Number
MQL	Method Quantitation Limit
NC	Not Calculated
ND	Not Detected at the reporting limit (or MDL or EDL if shown)
NEG	Negative / Absent
POS	Positive / Present
PQL	Practical Quantitation Limit
PRES	Presumptive
QC	Quality Control
RER	Relative Error Ratio (Radiochemistry)
RL	Reporting Limit or Requested Limit (Radiochemistry)
RPD	Relative Percent Difference, a measure of the relative difference between two points
TEF	Toxicity Equivalent Factor (Dioxin)
TEQ	Toxicity Equivalent Quotient (Dioxin)
TNTC	Too Numerous To Count

Job Narrative
480-218030-1

Receipt
The samples were received on 3/21/2024 9:30 AM. Unless otherwise noted below, the samples arrived in good condition.

Air - GC/MS VOA
Method TO_14A: EPA methods TO-14A and TO-15 specify the use of humidified "zero air" as the blank reagent for canister cleaning, instrument calibration and sample analysis. Ultra-high purity humidified nitrogen from a cryogenic reservoir is used in place of "zero air" by Eurofins TestAmerica Knoxville.

Method TO_14A: The following samples were received in air sample bags: 7A-1-032024 (480-218030-1), 7W-3-032024 (480-218030-2) and 8-3-032024 (480-218030-3). In order to extend the holding times, these samples were transferred from the air sample bags into Summa canisters.

No additional analytical or quality issues were noted, other than those described above or in the Definitions/ Glossary page.

Detection Summary

Client: GHD Services Inc.
Project/Site: 12616852, GM-Lockport Air 256042

Job ID: 480-218030-1

Client Sample ID: 7A-1-032024 — Lab Sample ID: 480-218030-1

Analyte	Result	Qualifier	RL	MDL	Unit	Dil Fac	D	Method	Prep Type
cis-1,2-Dichloroethene	540		69	8.6	ug/m3	47.89		TO-14A	Total/NA
Methylene Chloride	120	J B	300	100	ug/m3	47.89		TO-14A	Total/NA
Tetrachloroethene	15000		120	17	ug/m3	47.89		TO-14A	Total/NA
Trichloroethene	3400		94	15	ug/m3	47.89		TO-14A	Total/NA
Vinyl chloride	38	J	89	14	ug/m3	47.89		TO-14A	Total/NA
1,2-Dichloroethene, Total	540		140	8.6	ug/m3	47.89		TO-14A	Total/NA

Client Sample ID: 7W-3-032024 — Lab Sample ID: 480-218030-2

Analyte	Result	Qualifier	RL	MDL	Unit	Dil Fac	D	Method	Prep Type
cis-1,2-Dichloroethene	6.3	J	16	2.0	ug/m3	6.5		TO-14A	Total/NA
Methylene Chloride	80	B	69	24	ug/m3	6.5		TO-14A	Total/NA
Tetrachloroethene	1100		27	3.9	ug/m3	6.5		TO-14A	Total/NA
Trichloroethene	64		21	3.5	ug/m3	6.5		TO-14A	Total/NA
1,2-Dichloroethene, Total	6.3	J	32	2.0	ug/m3	6.5		TO-14A	Total/NA

Client Sample ID: 8-3-032024 — Lab Sample ID: 480-218030-3

Analyte	Result	Qualifier	RL	MDL	Unit	Dil Fac	D	Method	Prep Type
cis-1,2-Dichloroethene	2600		410	51	ug/m3	385.71		TO-14A	Total/NA
Tetrachloroethene	140	J	700	100	ug/m3	385.71		TO-14A	Total/NA
Trichloroethene	29000		550	91	ug/m3	385.71		TO-14A	Total/NA
1,2-Dichloroethene, Total	2600		820	51	ug/m3	385.71		TO-14A	Total/NA

This Detection Summary does not include radiochemical test results.

Client Sample Results

Client: GHD Services Inc.
Project/Site: 12616852, GM-Lockport Air 256042

Job ID: 480-218030-1

Client Sample ID: 7A-1-032024

Lab Sample ID: 480-218030-1

Date Collected: 03/20/24 11:42
Matrix: Air
Date Received: 03/21/24 09:30
Sample Container: Tedlar Bag 1L

Method: EPA-21 TO-14A - Volatile Organic Compounds in Ambient Air

Analyte	Result	Qualifier	RL	MDL	Unit	D	Prepared	Analyzed	Dil Fac
1,1,1-Trichloroethane	ND		95	34	ug/m3		03/21/24 15:25	04/02/24 03:35	47.89
1,1-Dichloroethane	ND		70	9.5	ug/m3		03/21/24 15:25	04/02/24 03:35	47.89
1,1-Dichloroethene	ND		69	11	ug/m3		03/21/24 15:25	04/02/24 03:35	47.89
1,2-Dichloroethane	ND		70	8.8	ug/m3		03/21/24 15:25	04/02/24 03:35	47.89
Benzene	ND		56	9.2	ug/m3		03/21/24 15:25	04/02/24 03:35	47.89
Carbon tetrachloride	ND		110	18	ug/m3		03/21/24 15:25	04/02/24 03:35	47.89
Chloroform	ND		85	15	ug/m3		03/21/24 15:25	04/02/24 03:35	47.89
cis-1,2-Dichloroethene	**540**		69	8.6	ug/m3		03/21/24 15:25	04/02/24 03:35	47.89
Methylene Chloride	**120**	**J B**	300	100	ug/m3		03/21/24 15:25	04/02/24 03:35	47.89
Tetrachloroethene	**15000**		120	17	ug/m3		03/21/24 15:25	04/02/24 03:35	47.89
trans-1,2-Dichloroethene	ND		69	11	ug/m3		03/21/24 15:25	04/02/24 03:35	47.89
Trichloroethene	**3400**		94	15	ug/m3		03/21/24 15:25	04/02/24 03:35	47.89
Vinyl chloride	**38**	**J**	89	14	ug/m3		03/21/24 15:25	04/02/24 03:35	47.89
1,2-Dichloroethene, Total	**540**		140	8.6	ug/m3		03/21/24 15:25	04/02/24 03:35	47.89

Surrogate	*%Recovery*	*Qualifier*	*Limits*	*Prepared*	*Analyzed*	*Dil Fac*
4-Bromofluorobenzene (Surr)	*95*		*60 - 140*	*03/21/24 15:25*	*04/02/24 03:35*	*47.89*

Client Sample ID: 7W-3-032024

Lab Sample ID: 480-218030-2

Date Collected: 03/20/24 12:40
Matrix: Air
Date Received: 03/21/24 09:30
Sample Container: Tedlar Bag 1L

Method: EPA-21 TO-14A - Volatile Organic Compounds in Ambient Air

Analyte	Result	Qualifier	RL	MDL	Unit	D	Prepared	Analyzed	Dil Fac
1,1,1-Trichloroethane	ND		22	7.9	ug/m3		03/21/24 15:25	04/02/24 04:20	6.5
1,1-Dichloroethane	ND		16	2.2	ug/m3		03/21/24 15:25	04/02/24 04:20	6.5
1,1-Dichloroethene	ND		16	2.5	ug/m3		03/21/24 15:25	04/02/24 04:20	6.5
1,2-Dichloroethane	ND		16	2.0	ug/m3		03/21/24 15:25	04/02/24 04:20	6.5
Benzene	ND		13	2.1	ug/m3		03/21/24 15:25	04/02/24 04:20	6.5
Carbon tetrachloride	ND		25	4.0	ug/m3		03/21/24 15:25	04/02/24 04:20	6.5
Chloroform	ND		20	3.5	ug/m3		03/21/24 15:25	04/02/24 04:20	6.5
cis-1,2-Dichloroethene	**6.3**	**J**	16	2.0	ug/m3		03/21/24 15:25	04/02/24 04:20	6.5
Methylene Chloride	**80**	**B**	69	24	ug/m3		03/21/24 15:25	04/02/24 04:20	6.5
Tetrachloroethene	**1100**		27	3.9	ug/m3		03/21/24 15:25	04/02/24 04:20	6.5
trans-1,2-Dichloroethene	ND		16	2.6	ug/m3		03/21/24 15:25	04/02/24 04:20	6.5
Trichloroethene	**64**		21	3.5	ug/m3		03/21/24 15:25	04/02/24 04:20	6.5
Vinyl chloride	ND		20	3.3	ug/m3		03/21/24 15:25	04/02/24 04:20	6.5
1,2-Dichloroethene, Total	**6.3**	**J**	32	2.0	ug/m3		03/21/24 15:25	04/02/24 04:20	6.5

Surrogate	*%Recovery*	*Qualifier*	*Limits*	*Prepared*	*Analyzed*	*Dil Fac*
4-Bromofluorobenzene (Surr)	*96*		*60 - 140*	*03/21/24 15:25*	*04/02/24 04:20*	*6.5*

Client Sample Results

Client: GHD Services Inc.
Project/Site: 12616852, GM-Lockport Air 256042

Job ID: 480-218030-1

Client Sample ID: 8-3-032024

Lab Sample ID: 480-218030-3

Date Collected: 03/20/24 11:52
Matrix: Air
Date Received: 03/21/24 09:30
Sample Container: Tedlar Bag 1L

Method: EPA-21 TO-14A - Volatile Organic Compounds in Ambient Air

Analyte	Result	Qualifier	RL	MDL	Unit	D	Prepared	Analyzed	Dil Fac
1,1,1-Trichloroethane	ND		560	200	ug/m3		03/21/24 15:25	04/02/24 07:10	385.71
1,1-Dichloroethane	ND		420	56	ug/m3		03/21/24 15:25	04/02/24 07:10	385.71
1,1-Dichloroethene	ND		410	65	ug/m3		03/21/24 15:25	04/02/24 07:10	385.71
1,2-Dichloroethane	ND		420	52	ug/m3		03/21/24 15:25	04/02/24 07:10	385.71
Benzene	ND		330	54	ug/m3		03/21/24 15:25	04/02/24 07:10	385.71
Carbon tetrachloride	ND		650	100	ug/m3		03/21/24 15:25	04/02/24 07:10	385.71
Chloroform	ND		500	90	ug/m3		03/21/24 15:25	04/02/24 07:10	385.71
cis-1,2-Dichloroethene	**2600**		410	51	ug/m3		03/21/24 15:25	04/02/24 07:10	385.71
Methylene Chloride	ND		1800	610	ug/m3		03/21/24 15:25	04/02/24 07:10	385.71
Tetrachloroethene	**140**	**J**	700	100	ug/m3		03/21/24 15:25	04/02/24 07:10	385.71
trans-1,2-Dichloroethene	ND		410	67	ug/m3		03/21/24 15:25	04/02/24 07:10	385.71
Trichloroethene	**29000**		550	91	ug/m3		03/21/24 15:25	04/02/24 07:10	385.71
Vinyl chloride	ND		530	85	ug/m3		03/21/24 15:25	04/02/24 07:10	385.71
1,2-Dichloroethene, Total	**2600**		820	51	ug/m3		03/21/24 15:25	04/02/24 07:10	385.71

Surrogate	*%Recovery*	*Qualifier*	*Limits*	*Prepared*	*Analyzed*	*Dil Fac*
4-Bromofluorobenzene (Surr)	*96*		*60 - 140*	*03/21/24 15:25*	*04/02/24 07:10*	*385.71*

Surrogate Summary

Client: GHD Services Inc.
Project/Site: 12616852, GM-Lockport Air 256042

Job ID: 480-218030-1

Method: TO-14A - Volatile Organic Compounds in Ambient Air

Matrix: Air **Prep Type: Total/NA**

		Percent Surrogate Recovery (Acceptance Limits)							
Lab Sample ID	**Client Sample ID**	**BFB (60-140)**							
480-218030-1	7A-1-032024	95							
480-218030-2	7W-3-032024	96							
480-218030-3	8-3-032024	96							
LCS 140-85094/1002	Lab Control Sample	105							
MB 140-85094/5	Method Blank	105							

Surrogate Legend

BFB = 4-Bromofluorobenzene (Surr)

QC Sample Results

Client: GHD Services Inc.
Project/Site: 12616852, GM-Lockport Air 256042

Job ID: 480-218030-1

Method: TO-14A - Volatile Organic Compounds in Ambient Air

Lab Sample ID: MB 140-85094/5
Matrix: Air
Analysis Batch: 85094

Client Sample ID: Method Blank
Prep Type: Total/NA

Analyte	MB Result	MB Qualifier	RL	MDL	Unit	D	Prepared	Analyzed	Dil Fac
1,1,1-Trichloroethane	ND		1.1	0.39	ug/m3			04/01/24 10:26	1
1,1-Dichloroethane	ND		0.81	0.11	ug/m3			04/01/24 10:26	1
1,1-Dichloroethene	ND		0.79	0.13	ug/m3			04/01/24 10:26	1
1,2-Dichloroethane	ND		0.81	0.10	ug/m3			04/01/24 10:26	1
Benzene	ND		0.64	0.11	ug/m3			04/01/24 10:26	1
Carbon tetrachloride	ND		1.3	0.20	ug/m3			04/01/24 10:26	1
Chloroform	ND		0.98	0.18	ug/m3			04/01/24 10:26	1
cis-1,2-Dichloroethene	ND		0.79	0.099	ug/m3			04/01/24 10:26	1
Methylene Chloride	1.24	J	3.5	1.2	ug/m3			04/01/24 10:26	1
Tetrachloroethene	ND		1.4	0.20	ug/m3			04/01/24 10:26	1
trans-1,2-Dichloroethene	ND		0.79	0.13	ug/m3			04/01/24 10:26	1
Trichloroethene	ND		1.1	0.18	ug/m3			04/01/24 10:26	1
Vinyl chloride	ND		1.0	0.17	ug/m3			04/01/24 10:26	1
1,2-Dichloroethene, Total	ND		1.6	0.099	ug/m3			04/01/24 10:26	1

Surrogate	*MB %Recovery*	*MB Qualifier*	*Limits*	*Prepared*	*Analyzed*	*Dil Fac*
4-Bromofluorobenzene (Surr)	*105*		*60 - 140*		*04/01/24 10:26*	*1*

Lab Sample ID: LCS 140-85094/1002
Matrix: Air
Analysis Batch: 85094

Client Sample ID: Lab Control Sample
Prep Type: Total/NA

Analyte	Spike Added	LCS Result	LCS Qualifier	Unit	D	%Rec	%Rec Limits
1,1,1-Trichloroethane	10.9	10.8		ug/m3		99	70 - 130
1,1-Dichloroethane	8.09	9.10		ug/m3		112	70 - 130
1,1-Dichloroethene	7.93	9.00		ug/m3		113	70 - 130
1,2-Dichloroethane	8.09	7.45		ug/m3		92	70 - 130
Benzene	6.39	7.12		ug/m3		111	70 - 130
Carbon tetrachloride	12.6	11.3		ug/m3		90	70 - 130
Chloroform	9.77	10.1		ug/m3		103	70 - 130
cis-1,2-Dichloroethene	7.93	8.98		ug/m3		113	70 - 130
Methylene Chloride	6.95	7.70		ug/m3		111	70 - 130
Tetrachloroethene	13.6	14.4		ug/m3		106	70 - 130
trans-1,2-Dichloroethene	7.93	9.03		ug/m3		114	70 - 130
Trichloroethene	10.7	11.6		ug/m3		108	70 - 130
Vinyl chloride	5.11	4.95		ug/m3		97	70 - 130

Surrogate	*LCS %Recovery*	*LCS Qualifier*	*Limits*
4-Bromofluorobenzene (Surr)	*105*		*60 - 140*

QC Association Summary

Client: GHD Services Inc.
Project/Site: 12616852, GM-Lockport Air 256042

Job ID: 480-218030-1

Air - GC/MS VOA

Prep Batch: 84755

Lab Sample ID	Client Sample ID	Prep Type	Matrix	Method	Prep Batch
480-218030-1	7A-1-032024	Total/NA	Air	Air Transfer	
480-218030-2	7W-3-032024	Total/NA	Air	Air Transfer	
480-218030-3	8-3-032024	Total/NA	Air	Air Transfer	

Analysis Batch: 85094

Lab Sample ID	Client Sample ID	Prep Type	Matrix	Method	Prep Batch
480-218030-1	7A-1-032024	Total/NA	Air	TO-14A	84755
480-218030-2	7W-3-032024	Total/NA	Air	TO-14A	84755
480-218030-3	8-3-032024	Total/NA	Air	TO-14A	84755
MB 140-85094/5	Method Blank	Total/NA	Air	TO-14A	
LCS 140-85094/1002	Lab Control Sample	Total/NA	Air	TO-14A	

Lab Chronicle

Client: GHD Services Inc.
Project/Site: 12616852, GM-Lockport Air 256042

Job ID: 480-218030-1

Client Sample ID: 7A-1-032024 — Lab Sample ID: 480-218030-1

Date Collected: 03/20/24 11:42
Date Received: 03/21/24 09:30
Matrix: Air

Prep Type	Batch Type	Batch Method	Run	Dilution Factor	Batch Number	Analyst	Lab	Prepared or Analyzed
Total/NA	Prep	Air Transfer			84755	ACE	EET KNX	03/21/24 15:25
Total/NA	Analysis	TO-14A		47.89	85094	S1K	EET KNX	04/02/24 03:35

Client Sample ID: 7W-3-032024 — Lab Sample ID: 480-218030-2

Date Collected: 03/20/24 12:40
Date Received: 03/21/24 09:30
Matrix: Air

Prep Type	Batch Type	Batch Method	Run	Dilution Factor	Batch Number	Analyst	Lab	Prepared or Analyzed
Total/NA	Prep	Air Transfer			84755	ACE	EET KNX	03/21/24 15:25
Total/NA	Analysis	TO-14A		6.5	85094	S1K	EET KNX	04/02/24 04:20

Client Sample ID: 8-3-032024 — Lab Sample ID: 480-218030-3

Date Collected: 03/20/24 11:52
Date Received: 03/21/24 09:30
Matrix: Air

Prep Type	Batch Type	Batch Method	Run	Dilution Factor	Batch Number	Analyst	Lab	Prepared or Analyzed
Total/NA	Prep	Air Transfer			84755	ACE	EET KNX	03/21/24 15:25
Total/NA	Analysis	TO-14A		385.71	85094	S1K	EET KNX	04/02/24 07:10

Laboratory References:

EET KNX = Eurofins Knoxville, 5815 Middlebrook Pike, Knoxville, TN 37921, TEL (865)291-3000

Method Summary

Client: GHD Services Inc.
Project/Site: 12616852, GM-Lockport Air 256042

Job ID: 480-218030-1

Method	Method Description	Protocol	Laboratory
TO-14A	Volatile Organic Compounds in Ambient Air	EPA-21	EET KNX
Air Transfer	Transfer Air Matrix to Summa Canister	None	EET KNX

Protocol References:

EPA-21 = "Compendium Of Methods For The Determination Of Toxic Organic Compounds In Ambient Air", Second Edition, EPA/625/R-96/010B, January 1999
None = None

Laboratory References:

EET KNX = Eurofins Knoxville, 5815 Middlebrook Pike, Knoxville, TN 37921, TEL (865)291-3000

Sample Summary

Client: GHD Services Inc.
Project/Site: 12616852, GM-Lockport Air 256042

Job ID: 480-218030-1

Lab Sample ID	Client Sample ID	Matrix	Collected	Received
480-218030-1	7A-1-032024	Air	03/20/24 11:42	03/21/24 09:30
480-218030-2	7W-3-032024	Air	03/20/24 12:40	03/21/24 09:30
480-218030-3	8-3-032024	Air	03/20/24 11:52	03/21/24 09:30

Eurofins Knoxville
5815 Middlebrook Pike
Knoxville, TN 37921
Phone: 865-291-3000 Fax: 865-584-4315

Chain of Custody Record

eurofins | Environment Testing

Client Information	Sampler: Morgan Brown	Lab PM: Heckler, Denise D	Carrier Tracking No(s):	COC No: 480-194197-31731.1
Client Contact: Mr. Thomas Bohlen	Phone: 716 803 5717	E-Mail: Denise.Heckler@et.eurofinsus.com	State of Origin:	Page: Page 1 of 1
Company: GZA GeoEnvironmental, Inc.	PWSID:			Job #:
Address: 300 Pearl St. Suite 700	Due Date Requested:			
City: Buffalo	TAT Requested (days):			
State, Zip: NY, 14202	Compliance Project: Δ Yes Δ No			
Phone: 717-585-6408(Tel)	PO #: Purchase Order Requested			
Email: thomas.bohlen@gza.com	WO #: 12616852			
Project Name: 058507, GM-Lockport Air Samples	Project #: 48009685			
Site:	SSOW#: 256042			

Analysis Requested

Preservation Codes:
A - HCL
B - NaOH
C - Zn Acetate
D - Nitric Acid
E - NaHSO4
F - MeOH
G - Amchlor
H - Ascorbic Acid
I - Ice
J - DI Water
K - EDTA
L - EDA
M - Hexane
N - None
O - AsNaO2
P - Na2O4S
Q - Na2SO3
R - Na2S2O3
S - H2SO4
T - TSP Dodecahydrate
U - Acetone
V - MCAA
W - pH 4-5
Y - Trizma
Z - other (specify)
Other:

Sample Identification	Sample Date	Sample Time	Sample Type (C=comp, G=grab)	Matrix (W=water, S=solid, O=waste/oil, BT=Tissue, A=Air)	Field Filtered Sample (Yes or No)	Perform MS/MSD (Yes or No)	TO_14A - VOCs	Total Number of containers	Special Instructions/Note:
			Preservation Code:				N		
7A-1-032024	3/20/24	1142	G	Air			X		
7W-3-032024		1240		Air			X		
8-3-032024		1152		Air			X		
				Air					
Custody Seal Intact				Air					
Received Ambient				Air					
DH 3/21/24									
1 Cooler FedEx 7267 6050 2342 PO									

480-218030 Chain of Custody

Possible Hazard Identification
☐ Non-Hazard ☐ Flammable ☐ Skin Irritant ☐ Poison B ☐ Unknown ☐ Radiological

Sample Disposal (A fee may be assessed if samples are retained longer than 1 month)
☐ Return To Client ☐ Disposal By Lab ☐ Archive For _____ Months

Deliverable Requested: I, II, III, IV, Other (specify)

Special Instructions/QC Requirements:

Empty Kit Relinquished by: | Date: | Time: | Method of Shipment:

Relinquished by	Date/Time	Company	Received by	Date/Time	Company
Morgan Brown	3/20/24	GZA	Denise Heckler	3/21/24 9:30	ETA KNX

Custody Seals Intact: Δ Yes Δ No | Custody Seal No.: | Cooler Temperature(s) °C and Other Remarks:

Ver: 06/08/2021

Loc: 480
218030

EUROFINS KNOXVILLE SAMPLE RECEIPT/CONDITION UPON RECEIPT ANOMALY CHECKLIST Log In Number:

Review Items	Yes	No	NA	If No, what was the problem?
1. Are the shipping containers intact?	✓			☐ **Containers, Broken**
2. Were ambient air containers received intact?	✓			☐ Checked in lab
3. The coolers/containers custody seal if present, is it intact?	✓			☐ Yes ☐ NA
4. Is the cooler temperature within limits? (> freezing temp. of water to 6 °C, VOST: 10°C) Thermometer ID :_____ Correction factor: _____			✓	☐ **Cooler Out of Temp, Client Contacted, Proceed/Cancel** ☐ **Cooler Out of Temp, Same Day Receipt**
5. Were all of the sample containers received intact?	✓			☐ **Containers, Broken**
6. Were samples received in appropriate containers?	✓			☐ **Containers, Improper; Client Contacted; Proceed/Cancel**
7. Do sample container labels match COC? (IDs, Dates, Times)	✓			☐ **COC & Samples Do Not Match** ☐ **COC Incorrect/Incomplete** ☐ **COC Not Received**
8. Were all of the samples listed on the COC received?	✓			☐ **Sample Received, Not on COC** ☐ **Sample on COC, Not Received**
9. Is the date/time of sample collection noted?	✓			☐ **COC; No Date/Time; Client Contacted**
10. Was the sampler identified on the COC?	✓			☐ **Sampler Not Listed on COC**
11. Is the client and project name/# identified?	✓			☐ **COC Incorrect/Incomplete**
12. Are tests/parameters listed for each sample?	✓			☐ **COC No tests on COC**
13. Is the matrix of the samples noted?	✓			☐ **COC Incorrect/Incomplete**
14. Was COC relinquished? (Signed/Dated/Timed)	✓			☐ **COC Incorrect/Incomplete**
15. Were samples received within holding time?	✓			☐ **Holding Time - Receipt**
16. Were samples received with correct chemical preservative (excluding Encore)?			✓	☐ **pH Adjusted, pH Included (See box 16A)** ☐ **Incorrect Preservative**
17. Were VOA samples received without headspace?			✓	☐ **Headspace (VOA only)**
18. Did you check for residual chlorine, if necessary? (e.g. 1613B, 1668) Chlorine test strip lot number:_____			✓	☐ **Residual Chlorine**
19. For 1613B water samples is pH<9?			✓	☐ If no, notify lab to adjust
20. For rad samples was sample activity info. Provided?			✓	☐ Project missing info

Comments/Actions Taken

Labeling Verified by: **Date:**

pH test strip lot number:

	Box 16A: pH Preservation	Box 18A: Residual Chlorine
Preservative:		
Lot Number:		
Exp Date:		
Analyst:		
Date:		
Time:		

Project #: 41800 9685 PM Instructions:

Sample Receiving Associate: Dean Hicks Date: 3/21/24

QA026R33.doc, 11/10/23

Summa Canister Dilution Worksheet

Client: GHD Services Inc.
Project/Site: 12616852, GM-Lockport Air 256042

Job No.: 480-218030-1

Lab Sample ID	Canister Volume (L)	Preadjusted Pressure ("Hg)	Preadjusted Pressure (atm)	Preadjusted Volume (L)	Adjusted Pressure (psig)	Adjusted Pressure (atm)	Adjusted Volume (L)	Initial Volume (mL)	Dilution Factor	Final Dilution Factor	Pressure Gauge ID	Date	Analyst Initals
480-218030-1	6	0	1.00	6.00	2.9	1.20	7.18	150	47.89	47.89	G5 10272	03/21/24 16:08	ACE
480-218030-2	0	-24.6	0.18	0.00	2.3	1.16	0.00		6.50	6.50	G5	03/21/24 16:11	ACE
480-218030-3	6	0	1.00	6.00	4.2	1.29	7.71	20	385.71	385.71	G5 10824	03/21/24 16:18	ACE

Formulae:

Preadjusted Volume (L) = ((Preadjusted Pressure ("Hg) + 29.92 "Hg) * Vol L) / 29.92 "Hg
Adjusted Volume (L) = ((Adjusted Pressure (psig) + 14.7 psig)* Vol L) / 14.7 psig
Dilution Factor = Adjusted Volume (L) / Preadjusted Volume (L)

Where:

29.92 "Hg = Standard atmospheric pressure in inches of Mercury (“Hg)
14.7 psig = Standard atmospheric pressure in pounds per square inch gauge (psig)

APPENDIX B
2024 Summary of SSDS Performance Sampling Results

HALEY ALDRICH

PRODUCT INVENTORY
GMCH Lockport - BCP Site #932138
List specific products found that have the potential to affect indoor air quality

Date	Sample Location	Product Description	Size (units)	Condition	Chemical Ingredients	OVM Screening Results in Sample Location Area (PPM)	Photo Y/N
3/21/2024	7A-IA-1	No containerized material observed in screening area	N/A	N/A	N/A	0.0 (background)	N
3/21/2024	7A-IA-2	Various janitorial supplies in caged storage area	No access	No access	No access	0.0 (background)	N
3/21/2024	8-IA-1	Used Oil - located northeast of sample location	55 gallon	Used	Fuel storage	0.0 (background), 0.0 at barrels	N
		Chemico 6935- located northeast of sample location	250 gallon	Used	Solvent	0.0 (background)	N
3/21/2024	8-IA-2	Parts Washer - located slightly north of sample location	55 gallon	Used	Solvent	0.5 (background), 18.0 at parts washer	N
		Used Oil - located south of sample location	55 gallon	3 Used	Fuel storage	0.4 (background), 1.3 at barrels	N
		Intercool P300 - located south of sample location	55 gallon	1 Used, 4 Unopened	Heat transfer fluid	0.2 (background), 0.3 at open barrel	N
		Motor oil - located south of sample location	55 gallon	2 Used, 2 Unopened	Fuel storage	0.9 (background), 1.2 at open barrel	N
		Used Oil - located south of sample location	5 gallon	Used	Fuel storage	1.0 (backrgound)	N
3/21/2024	10-IA-1	Smart foam A & B - located south of sample location	350 gallon	Used	Protective pachaging	0.2 (background)	N
3/21/2024	10-IA-2	Parts Washer - located slightly west of sample location	55 gallon	Used	Solvent	0.4 (background), 0.9 at parts washer	N
3/22/2024	7W-IA-1	Press Oil - located slightly west of sample location	330 gallon	Used	Lubricating Oil	1.4 (background)	N
		Hydraulic Oil - located north of sample location	55-gallon	1 Used, 2 Unopened	Hydraulic Oil	1.2 (background), 1.2 at drum location	N
		Soiled Sorbits - located slightly west of sample location	55 gallon	Used	Oil absorbant	1.0 (background), 1.5 at container	N
3/22/2024	7W-IA-2	Used Oil - located slightly east of sample location	330 gallon	Used	Fuel Storage	2.0 (background)	N
		Chemico 6935- located slightly east of sample location	330 gallon	Used	Solvent	2.0 (background)	N
		Soiled Sorbits - located slightly east of sample location	55 gallon	Used	Oil absorbant	2.0 (background), 2.1 at container	N
		Hazardous Waste Aerosol Cans - located slightly east of sample location	55 gallon	Used	Aerosol waste	2.0 (background)	N
		Flammable Storage Cabinet - located slightly south of sample location	N/A	N/A	N/A	2.0 (background)	N
3/22/2024	7W-IA-3	Non-hazardous waste storage - located southeast of sample location	55 gallon	2 Used	Storage	5.1 (background), 6.1 at drums	N
		Used Oil - located slightly west of sample location	55 gallon	1 Used, 3 Unoppened	Fuel storage	2.7 (background), 2.8 at drums	N
		Oily Material - located slightly west of sample location	55 gallon	4 Used	Lubricating Oil	2.8 (background), 28 at open drum top	N
		Inland 19 Oil - located slightly west of sample location	55 gallon	Used	Lubricating Oil	2.7 (background)	N
		Moly Oil - located slightly west of sample location	55 gallon	1 Used, 2 Unopened	Lubricating Oil	2.7 (background)	N
		DL-498-Oil - located slightly west of sample location	55 gallon	1 Used	Lubricating Oil	2.8 (background), 8.6 at open drum top	N
		Liquid Flux & Cab Flub - located slightly west of sample location	55 gallon	Used	Solvent	2.8 (background), 9.4 at open drum top	N
		Flux pots - located southwest of sample location	5 gallon	Used	Solvent	3.5 (background), 4.9 at blower air from pots	N
		Nocolok Flux Drystatic & Waste Flux Storage - located slgthtly southeast of sample location	55 gallon	4 Used, 4 Unopened	Solvent	4.6 (background)	N

Date	Sample Location	Product Description	Size (units)	Condition	Chemical Ingredients	OVM Screening Results in Sample Location Area (PPM)	Photo Y/N
3/22/2024	7W-IA-4	Rinse tanks - located south of sample location	250 gallon	Used	Solvent	5.7 (background), 25.3 above open rinse tank area	N
		Parts Washer - located slightly east of sample location	55 gallon	Used	Solvent	5.0 (background)	N
		Oily Material - located slightly weest of sample location	55 gallon	Used	Lubricating Oil	3.7 (background)	N
		EcoCool Syn 7390 - located slightly west of sample location	55 gallon	2 Used	Solvent	3.1 (background), 39.4 at open drum top	N
		Soiled Sorbits - located slightly west of sample location	55 gallon	Used	Oil absorbant	3.8 (background), 56.4 at container	N
		Used Oil - located west of smaple location	55 gallon	1 Used, 3 Unopened	Fuel Storage	3.8 (background)	N
3/22/2024	7W-IA-5	Inland 19 Oil - located slightly north of sample location	55 gallon	1 Used	Lubricating Oil	4.2 (background)	N
		Silicone- located slightly north of sample location	55 gallon	1 Used, 3 Unopened	Lubricating Oil	4.2 (background)	N
		Used Oil - located slightly north of sample location	55 gallon	4 Used	Fuel storage	4.2 (background), 6.8 at drum opening	N
		Oily Material - located slightly north of sample location	55 gallon	4 Used	Lubricating Oil	4.2 (background), 15.1 at top of drum	N
		Moly Oil - located slightly north of sample location	55 gallon	2 Used	Lubricating Oil	4.2 (background)	N
		DL-498-Oil - located slightly north of sample location	55 gallon	2 Used, 2 Unopened	Lubricating Oil	4.2 (background), 17.9 at drum top	N
		Liquid Flux & Cab Flub - located slightly north of sample location	55 gallon	Unopened	Solvent	5.2 (background)	N
		DL-498-Oil - located northeast and southwest of sample location	350 gallon	2 Used	Lubricating Oil	3.7 and 5.9 (background)	N
		Unlabled oily machine - located southwest of sample location	N/A	Used	N/A	9-16 (background), 20.5 at machine area	N
3/22/2024	7E-IA-1	DL-498-Oil - located northwest of sample location	350 gallon	Used	Lubricating Oil	5.0 (background)	N
		Silicone- located northwest of sample location	350 gallon	Used	Lubricating Oil	5.0 (background)	N
		Inland 19 Oil - located slightly west of sample location	55 gallon	Used	Lubricating Oil	2.5 (background), 3.3 at drum location	N
		Moly Oil - located slightly north of sample location	55 gallon	1 Used, 3 Unopened	Lubricating Oil	2.5 (background), 3.5 at drum location	N
		DL-498-Oil - located slightly west of sample location	55 gallon	1 Used, 3 Unopened	Lubricating Oil	2.5 (background), 9.3 at drum location	N
		Above ground storage tank in area west of sample locations used for diesel fuel	110 gallon	Used	Fuel storage	4.0 (background), 5.0 at tank area	N
3/22/2024	7E-IA-2	Part A & B Silastic Liquid Silicon Rubber - located southwest of sample location	55 gallon	7 Unopened, 8 Used	Lubricating Oil	1.2 (background), 5.2 at used drum location	N
		Used Oil - located south of sample location	55 gallon	Used	Fuel storage	0.8 (background), 6.4 at used drum location	N

Describe the condition of the product containers as Unopened (UO), used (U), or Deteriorated (D).

Notes:

Air/Vapor Sampling Form

Client: GMCH Components Holding LLC

Location: GM Lockport

Project No.: 21.0056546.20 Test 8

Sample ID	Location	Start Date	Lab	Canister No.	Canister Size	Canister Type	Canister Pressure (in Hg) Intial	Canister Pressure (in Hg) Final	Flow Controller No.	Flow Controller Type	Flow Controller Flow Rate (±5%)	Purging Purge Rate	Purging Purge Volume	Tedlar Bag Size	Tedlar Bag Fill Rate	Leak/Tracer Test Initial Reading	Leak/Tracer Test End Reading	Start Time	End Time
7A-1A-1-032124	BLDG 7A	3/21/24	TA	4086	6L	Summa	29	6	5175	SHC	11.5							0849	1440
7A-1A-2-032124	"			3072			30	4	4737									0846	1437
8-1A-1-032124	BLDG 8			2593			25	6	4007									0839	1629
8-1A-2-032124	"			2863			30	6	2934									0836	1631
10-1A-1-032124	BLDG 10			1126			28	5	4184									0827	1500
10-1A-2-032124	"			6169			29	5	3978									0829	1600
OA-1-032124	NW BLDG 10			5105			29	6	6549									0820	1611
7W-1A-1-032224	BLDG 7W	3/22/24		5644	6L		29	5	6112									0901	1651
7W-1A-2-032224				9246			30	5	4046									0903	1650
7W-1A-3-032224				6263			30	5	3954									0908	1700
7W-1A-4-032224				3209			30	5	4053									0913	1702
7W-1A-5-032224				3525			30	5	3743									0917	1440
OA-2-032224	SE BLDG 7			4632			30	5	4745									0846	1646
7E-1A-1-032224	BLDG 7E			3400215			30	5	3933									0924	1714
7E-1A-2-032224	"			4383			30	5	6558									0925	1707

Climate

Date	Time	Temp. (°F) Indoor	Temp. (°F) Outdoor	Humidity	Wind (mph)	Press. (in.)	Precip. (in.)
3/21/24	0800	69	25	55	13	30.75	0
	1200		26	93	14	30.26	0
	1600		30	54	13	30.28	0
3/22/24	0800	69	21	75	6	30.41	0
	1200		27	74	8	30.31	.38
	1600		27	62	10	30.23	.40

Notes

Winds NW 10-15 mph 3/21/24

Winds SW 5-10 mph 3/22/24

eurofins | Environment Testing

ANALYTICAL REPORT

PREPARED FOR

Attn: Christopher Arcuri
GHD Services Inc.
2055 Niagara Falls Blvd., Suite 3
Niagara Falls, New York 14304

Generated 8/18/2023 10:17:52 AM

JOB DESCRIPTION

12616852, GM-Lockport 256042

JOB NUMBER

480-211781-1

Eurofins Buffalo
10 Hazelwood Drive
Amherst NY 14228-2298

See page two for job notes and contact information.

my EOL

Eurofins Buffalo

Job Notes

This report may not be reproduced except in full, and with written approval from the laboratory. The results relate only to the samples tested. For questions please contact the Project Manager at the e-mail address or telephone number listed on this page.

The test results in this report relate only to the samples as received by the laboratory and will meet all requirements of the methodology, with any exceptions noted. This report shall not be reproduced except in full, without the express written approval of the laboratory. All questions should be directed to the Eurofins Environment Testing Northeast, LLC Project Manager.

Authorization

Generated
8/18/2023 10:17:52 AM

Authorized for release by
Denise Heckler, Project Manager II
Denise.Heckler@et.eurofinsus.com
(330)966-9477

Table of Contents

Cover Page 1
Table of Contents 3
Definitions/Glossary 4
Case Narrative 5
Detection Summary 6
Client Sample Results 8
QC Sample Results 13
QC Association Summary 17
Lab Chronicle 18
Certification Summary 19
Method Summary 20
Sample Summary 21
Chain of Custody 22
Receipt Checklists 24
Clean Canister Certification 25
    Pre-Ship Certification 25
    Clean Canister Data 27
Air Canister Dilution 50

Definitions/Glossary

Client: GHD Services Inc.
Project/Site: 12616852, GM-Lockport 256042

Job ID: 480-211781-1

Qualifiers

Air - GC/MS VOA

Qualifier	Qualifier Description
J	Result is less than the RL but greater than or equal to the MDL and the concentration is an approximate value.

Glossary

Abbreviation	These commonly used abbreviations may or may not be present in this report.
¤	Listed under the "D" column to designate that the result is reported on a dry weight basis
%R	Percent Recovery
CFL	Contains Free Liquid
CFU	Colony Forming Unit
CNF	Contains No Free Liquid
DER	Duplicate Error Ratio (normalized absolute difference)
Dil Fac	Dilution Factor
DL	Detection Limit (DoD/DOE)
DL, RA, RE, IN	Indicates a Dilution, Re-analysis, Re-extraction, or additional Initial metals/anion analysis of the sample
DLC	Decision Level Concentration (Radiochemistry)
EDL	Estimated Detection Limit (Dioxin)
LOD	Limit of Detection (DoD/DOE)
LOQ	Limit of Quantitation (DoD/DOE)
MCL	EPA recommended "Maximum Contaminant Level"
MDA	Minimum Detectable Activity (Radiochemistry)
MDC	Minimum Detectable Concentration (Radiochemistry)
MDL	Method Detection Limit
ML	Minimum Level (Dioxin)
MPN	Most Probable Number
MQL	Method Quantitation Limit
NC	Not Calculated
ND	Not Detected at the reporting limit (or MDL or EDL if shown)
NEG	Negative / Absent
POS	Positive / Present
PQL	Practical Quantitation Limit
PRES	Presumptive
QC	Quality Control
RER	Relative Error Ratio (Radiochemistry)
RL	Reporting Limit or Requested Limit (Radiochemistry)
RPD	Relative Percent Difference, a measure of the relative difference between two points
TEF	Toxicity Equivalent Factor (Dioxin)
TEQ	Toxicity Equivalent Quotient (Dioxin)
TNTC	Too Numerous To Count

Job ID: 480-211781-1

Laboratory: Eurofins Buffalo

Narrative

Job Narrative
480-211781-1

Comments
No additional comments.

Receipt
The samples were received on 8/11/2023 10:35 AM. Unless otherwise noted below, the samples arrived in good condition.

Air Toxics
During the canister pressure check performed upon receipt, it was observed that the following sample was received at an elevated residual vacuum level: OA-10-080923 (480-211781-1). The associated flow controller was evaluated upon receipt and was found to be outside the acceptable flow range as compared to the original set flow rate.

The residual vacuum for sample 480-211781-1 is above the working range. Clean nitrogen was added to the sample to bring the pressure into range. Additional sample volume will be used so the reported sample RL will not change.

No additional analytical or quality issues were noted, other than those described above or in the Definitions/Glossary page.

Detection Summary

Client: GHD Services Inc.
Project/Site: 12616852, GM-Lockport 256042

Job ID: 480-211781-1

Client Sample ID: OA-10-080923 — Lab Sample ID: 480-211781-1

Analyte	Result	Qualifier	RL	MDL	Unit	Dil Fac	D	Method	Prep Type
Dichlorodifluoromethane	1.2	J	2.5	0.54	ug/m3	1		TO-15	Total/NA
Freon 22	0.79	J	1.8	0.42	ug/m3	1		TO-15	Total/NA
Chloromethane	0.84	J	1.0	0.31	ug/m3	1		TO-15	Total/NA
n-Butane	0.73	J	1.2	0.48	ug/m3	1		TO-15	Total/NA
Trichlorofluoromethane	0.93	J	1.1	0.28	ug/m3	1		TO-15	Total/NA
Acetone	11	J	12	3.8	ug/m3	1		TO-15	Total/NA
n-Hexane	1.5	J	1.8	0.39	ug/m3	1		TO-15	Total/NA
Methyl Ethyl Ketone	1.7		1.5	1.4	ug/m3	1		TO-15	Total/NA
Cyclohexane	0.29	J	0.69	0.20	ug/m3	1		TO-15	Total/NA
Carbon tetrachloride	0.31	J	1.3	0.14	ug/m3	1		TO-15	Total/NA
2,2,4-Trimethylpentane	0.36	J	0.93	0.18	ug/m3	1		TO-15	Total/NA
Benzene	0.46	J	0.64	0.14	ug/m3	1		TO-15	Total/NA
n-Heptane	1.4		0.82	0.23	ug/m3	1		TO-15	Total/NA
Trichloroethene	0.26	J	1.1	0.13	ug/m3	1		TO-15	Total/NA
Toluene	1.2		0.75	0.16	ug/m3	1		TO-15	Total/NA
Tetrachloroethene	1.2	J	1.4	0.14	ug/m3	1		TO-15	Total/NA
Ethylbenzene	0.29	J	0.87	0.23	ug/m3	1		TO-15	Total/NA
m,p-Xylene	1.0	J	2.2	0.41	ug/m3	1		TO-15	Total/NA
Xylene, o-	0.32	J	0.87	0.23	ug/m3	1		TO-15	Total/NA
Xylene (total)	1.3	J	3.0	0.23	ug/m3	1		TO-15	Total/NA
4-Ethyltoluene	0.27	J	0.98	0.24	ug/m3	1		TO-15	Total/NA
1,3,5-Trimethylbenzene	0.33	J	0.98	0.23	ug/m3	1		TO-15	Total/NA
1,2,4-Trimethylbenzene	0.81	J	0.98	0.39	ug/m3	1		TO-15	Total/NA

Client Sample ID: IA-10-1-080923 — Lab Sample ID: 480-211781-2

Analyte	Result	Qualifier	RL	MDL	Unit	Dil Fac	D	Method	Prep Type
Dichlorodifluoromethane	2.0	J	2.5	0.54	ug/m3	1		TO-15	Total/NA
Freon 22	1.3	J	1.8	0.42	ug/m3	1		TO-15	Total/NA
Chloromethane	0.88	J	1.0	0.31	ug/m3	1		TO-15	Total/NA
n-Butane	0.97	J	1.2	0.48	ug/m3	1		TO-15	Total/NA
Trichlorofluoromethane	1.0	J	1.1	0.28	ug/m3	1		TO-15	Total/NA
Freon TF	0.42	J	1.5	0.41	ug/m3	1		TO-15	Total/NA
Acetone	62		12	3.8	ug/m3	1		TO-15	Total/NA
n-Hexane	15		1.8	0.39	ug/m3	1		TO-15	Total/NA
Methyl Ethyl Ketone	2.5		1.5	1.4	ug/m3	1		TO-15	Total/NA
Cyclohexane	1.2		0.69	0.20	ug/m3	1		TO-15	Total/NA
Carbon tetrachloride	0.35	J	1.3	0.14	ug/m3	1		TO-15	Total/NA
Benzene	0.75		0.64	0.14	ug/m3	1		TO-15	Total/NA
methyl isobutyl ketone	3.1		2.0	0.53	ug/m3	1		TO-15	Total/NA
Toluene	30		0.75	0.16	ug/m3	1		TO-15	Total/NA
Tetrachloroethene	1.2	J	1.4	0.14	ug/m3	1		TO-15	Total/NA
Ethylbenzene	0.25	J	0.87	0.23	ug/m3	1		TO-15	Total/NA
m,p-Xylene	0.76	J	2.2	0.41	ug/m3	1		TO-15	Total/NA
Xylene, o-	0.27	J	0.87	0.23	ug/m3	1		TO-15	Total/NA
Xylene (total)	1.0	J	3.0	0.23	ug/m3	1		TO-15	Total/NA

Client Sample ID: IA-10-2-080923 — Lab Sample ID: 480-211781-3

Analyte	Result	Qualifier	RL	MDL	Unit	Dil Fac	D	Method	Prep Type
Dichlorodifluoromethane	1.8	J	2.5	0.54	ug/m3	1		TO-15	Total/NA
Freon 22	0.96	J	1.8	0.42	ug/m3	1		TO-15	Total/NA

This Detection Summary does not include radiochemical test results.

Eurofins Buffalo

Detection Summary

Client: GHD Services Inc.
Project/Site: 12616852, GM-Lockport 256042

Job ID: 480-211781-1

Client Sample ID: IA-10-2-080923 (Continued)

Lab Sample ID: 480-211781-3

Analyte	Result	Qualifier	RL	MDL	Unit	Dil Fac	D	Method	Prep Type
Chloromethane	0.89	J	1.0	0.31	ug/m3	1		TO-15	Total/NA
n-Butane	1.1	J	1.2	0.48	ug/m3	1		TO-15	Total/NA
Trichlorofluoromethane	1.0	J	1.1	0.28	ug/m3	1		TO-15	Total/NA
Freon TF	0.43	J	1.5	0.41	ug/m3	1		TO-15	Total/NA
Acetone	69		12	3.8	ug/m3	1		TO-15	Total/NA
Isopropyl alcohol	4.2	J	12	3.9	ug/m3	1		TO-15	Total/NA
3-Chloropropene	0.68	J	1.6	0.38	ug/m3	1		TO-15	Total/NA
Methylene Chloride	1.2	J	1.7	0.63	ug/m3	1		TO-15	Total/NA
n-Hexane	14		1.8	0.39	ug/m3	1		TO-15	Total/NA
Methyl Ethyl Ketone	3.4		1.5	1.4	ug/m3	1		TO-15	Total/NA
Cyclohexane	1.1		0.69	0.20	ug/m3	1		TO-15	Total/NA
Carbon tetrachloride	0.37	J	1.3	0.14	ug/m3	1		TO-15	Total/NA
Benzene	0.85		0.64	0.14	ug/m3	1		TO-15	Total/NA
Trichloroethene	0.22	J	1.1	0.13	ug/m3	1		TO-15	Total/NA
methyl isobutyl ketone	3.9		2.0	0.53	ug/m3	1		TO-15	Total/NA
Toluene	29		0.75	0.16	ug/m3	1		TO-15	Total/NA
Tetrachloroethene	1.7		1.4	0.14	ug/m3	1		TO-15	Total/NA
Ethylbenzene	5.1		0.87	0.23	ug/m3	1		TO-15	Total/NA
m,p-Xylene	20		2.2	0.41	ug/m3	1		TO-15	Total/NA
Xylene, o-	4.2		0.87	0.23	ug/m3	1		TO-15	Total/NA
Xylene (total)	24		3.0	0.23	ug/m3	1		TO-15	Total/NA
1,2,4-Trimethylbenzene	0.51	J	0.98	0.39	ug/m3	1		TO-15	Total/NA

This Detection Summary does not include radiochemical test results.

Client Sample Results

Client: GHD Services Inc.
Project/Site: 12616852, GM-Lockport 256042

Job ID: 480-211781-1

Client Sample ID: OA-10-080923

Lab Sample ID: 480-211781-1

Date Collected: 08/09/23 16:41
Matrix: Air
Date Received: 08/11/23 10:35
Sample Container: Summa Canister 6L

Method: EPA TO-15 - Volatile Organic Compounds in Ambient Air

Analyte	Result	Qualifier	RL	MDL	Unit	D	Prepared	Analyzed	Dil Fac
Dichlorodifluoromethane	**1.2**	**J**	2.5	0.54	ug/m3			08/13/23 04:48	1
Freon 22	**0.79**	**J**	1.8	0.42	ug/m3			08/13/23 04:48	1
1,2-Dichlorotetrafluoroethane	ND		1.4	0.34	ug/m3			08/13/23 04:48	1
Chloromethane	**0.84**	**J**	1.0	0.31	ug/m3			08/13/23 04:48	1
n-Butane	**0.73**	**J**	1.2	0.48	ug/m3			08/13/23 04:48	1
Vinyl chloride	ND		0.51	0.054	ug/m3			08/13/23 04:48	1
1,3-Butadiene	ND		0.44	0.086	ug/m3			08/13/23 04:48	1
Bromomethane	ND		0.78	0.28	ug/m3			08/13/23 04:48	1
Chloroethane	ND		1.3	0.47	ug/m3			08/13/23 04:48	1
Bromoethene(Vinyl Bromide)	ND		0.87	0.22	ug/m3			08/13/23 04:48	1
Trichlorofluoromethane	**0.93**	**J**	1.1	0.28	ug/m3			08/13/23 04:48	1
Freon TF	ND		1.5	0.41	ug/m3			08/13/23 04:48	1
1,1-Dichloroethene	ND		0.79	0.10	ug/m3			08/13/23 04:48	1
Acetone	**11**	**J**	12	3.8	ug/m3			08/13/23 04:48	1
Isopropyl alcohol	ND		12	3.9	ug/m3			08/13/23 04:48	1
Carbon disulfide	ND		1.6	0.40	ug/m3			08/13/23 04:48	1
3-Chloropropene	ND		1.6	0.38	ug/m3			08/13/23 04:48	1
Methylene Chloride	ND		1.7	0.63	ug/m3			08/13/23 04:48	1
tert-Butyl alcohol	ND		15	3.6	ug/m3			08/13/23 04:48	1
Methyl tert-butyl ether	ND		0.72	0.13	ug/m3			08/13/23 04:48	1
trans-1,2-Dichloroethene	ND		0.79	0.091	ug/m3			08/13/23 04:48	1
n-Hexane	**1.5**	**J**	1.8	0.39	ug/m3			08/13/23 04:48	1
1,1-Dichloroethane	ND		0.81	0.10	ug/m3			08/13/23 04:48	1
Methyl Ethyl Ketone	**1.7**		1.5	1.4	ug/m3			08/13/23 04:48	1
cis-1,2-Dichloroethene	ND		0.79	0.083	ug/m3			08/13/23 04:48	1
1,2-Dichloroethene, Total	ND		1.6	0.083	ug/m3			08/13/23 04:48	1
Chloroform	ND		0.98	0.20	ug/m3			08/13/23 04:48	1
Tetrahydrofuran	ND		15	3.8	ug/m3			08/13/23 04:48	1
1,1,1-Trichloroethane	ND		1.1	0.24	ug/m3			08/13/23 04:48	1
Cyclohexane	**0.29**	**J**	0.69	0.20	ug/m3			08/13/23 04:48	1
Carbon tetrachloride	**0.31**	**J**	1.3	0.14	ug/m3			08/13/23 04:48	1
2,2,4-Trimethylpentane	**0.36**	**J**	0.93	0.18	ug/m3			08/13/23 04:48	1
Benzene	**0.46**	**J**	0.64	0.14	ug/m3			08/13/23 04:48	1
1,2-Dichloroethane	ND		0.81	0.38	ug/m3			08/13/23 04:48	1
n-Heptane	**1.4**		0.82	0.23	ug/m3			08/13/23 04:48	1
Trichloroethene	**0.26**	**J**	1.1	0.13	ug/m3			08/13/23 04:48	1
Methyl methacrylate	ND		2.0	0.57	ug/m3			08/13/23 04:48	1
1,2-Dichloropropane	ND		0.92	0.43	ug/m3			08/13/23 04:48	1
1,4-Dioxane	ND		18	4.7	ug/m3			08/13/23 04:48	1
Bromodichloromethane	ND		1.3	0.34	ug/m3			08/13/23 04:48	1
cis-1,3-Dichloropropene	ND		0.91	0.20	ug/m3			08/13/23 04:48	1
methyl isobutyl ketone	ND		2.0	0.53	ug/m3			08/13/23 04:48	1
Toluene	**1.2**		0.75	0.16	ug/m3			08/13/23 04:48	1
trans-1,3-Dichloropropene	ND		0.91	0.25	ug/m3			08/13/23 04:48	1
1,1,2-Trichloroethane	ND		1.1	0.40	ug/m3			08/13/23 04:48	1
Tetrachloroethene	**1.2**	**J**	1.4	0.14	ug/m3			08/13/23 04:48	1
Methyl Butyl Ketone (2-Hexanone)	ND		2.0	0.61	ug/m3			08/13/23 04:48	1
Dibromochloromethane	ND		1.7	0.54	ug/m3			08/13/23 04:48	1

Client Sample ID: OA-10-080923

Lab Sample ID: 480-211781-1

Date Collected: 08/09/23 16:41
Matrix: Air
Date Received: 08/11/23 10:35
Sample Container: Summa Canister 6L

Method: EPA TO-15 - Volatile Organic Compounds in Ambient Air (Continued)

Analyte	Result	Qualifier	RL	MDL	Unit	D	Prepared	Analyzed	Dil Fac
1,2-Dibromoethane	ND		1.5	0.32	ug/m3			08/13/23 04:48	1
Chlorobenzene	ND		0.92	0.20	ug/m3			08/13/23 04:48	1
Ethylbenzene	**0.29**	**J**	0.87	0.23	ug/m3			08/13/23 04:48	1
m,p-Xylene	**1.0**	**J**	2.2	0.41	ug/m3			08/13/23 04:48	1
Xylene, o-	**0.32**	**J**	0.87	0.23	ug/m3			08/13/23 04:48	1
Xylene (total)	**1.3**	**J**	3.0	0.23	ug/m3			08/13/23 04:48	1
Styrene	ND		0.85	0.25	ug/m3			08/13/23 04:48	1
Bromoform	ND		2.1	1.2	ug/m3			08/13/23 04:48	1
Cumene	ND		0.98	0.20	ug/m3			08/13/23 04:48	1
1,1,2,2-Tetrachloroethane	ND		1.4	0.30	ug/m3			08/13/23 04:48	1
n-Propylbenzene	ND		0.98	0.23	ug/m3			08/13/23 04:48	1
4-Ethyltoluene	**0.27**	**J**	0.98	0.24	ug/m3			08/13/23 04:48	1
1,3,5-Trimethylbenzene	**0.33**	**J**	0.98	0.23	ug/m3			08/13/23 04:48	1
2-Chlorotoluene	ND		1.0	0.24	ug/m3			08/13/23 04:48	1
tert-Butylbenzene	ND		1.1	0.26	ug/m3			08/13/23 04:48	1
1,2,4-Trimethylbenzene	**0.81**	**J**	0.98	0.39	ug/m3			08/13/23 04:48	1
sec-Butylbenzene	ND		1.1	0.25	ug/m3			08/13/23 04:48	1
4-Isopropyltoluene	ND		1.1	0.33	ug/m3			08/13/23 04:48	1
1,3-Dichlorobenzene	ND		1.2	0.44	ug/m3			08/13/23 04:48	1
1,4-Dichlorobenzene	ND		1.2	0.54	ug/m3			08/13/23 04:48	1
Benzyl chloride	ND		1.0	0.46	ug/m3			08/13/23 04:48	1
n-Butylbenzene	ND		1.1	0.60	ug/m3			08/13/23 04:48	1
1,2-Dichlorobenzene	ND		1.2	0.40	ug/m3			08/13/23 04:48	1
1,2,4-Trichlorobenzene	ND		3.7	2.4	ug/m3			08/13/23 04:48	1
Hexachlorobutadiene	ND		2.1	1.2	ug/m3			08/13/23 04:48	1
Naphthalene	ND		2.6	1.6	ug/m3			08/13/23 04:48	1

Client Sample ID: IA-10-1-080923

Lab Sample ID: 480-211781-2

Date Collected: 08/09/23 16:35
Matrix: Air
Date Received: 08/11/23 10:35
Sample Container: Summa Canister 6L

Method: EPA TO-15 - Volatile Organic Compounds in Ambient Air

Analyte	Result	Qualifier	RL	MDL	Unit	D	Prepared	Analyzed	Dil Fac
Dichlorodifluoromethane	**2.0**	**J**	2.5	0.54	ug/m3			08/13/23 05:42	1
Freon 22	**1.3**	**J**	1.8	0.42	ug/m3			08/13/23 05:42	1
1,2-Dichlorotetrafluoroethane	ND		1.4	0.34	ug/m3			08/13/23 05:42	1
Chloromethane	**0.88**	**J**	1.0	0.31	ug/m3			08/13/23 05:42	1
n-Butane	**0.97**	**J**	1.2	0.48	ug/m3			08/13/23 05:42	1
Vinyl chloride	ND		0.51	0.054	ug/m3			08/13/23 05:42	1
1,3-Butadiene	ND		0.44	0.086	ug/m3			08/13/23 05:42	1
Bromomethane	ND		0.78	0.28	ug/m3			08/13/23 05:42	1
Chloroethane	ND		1.3	0.47	ug/m3			08/13/23 05:42	1
Bromoethene(Vinyl Bromide)	ND		0.87	0.22	ug/m3			08/13/23 05:42	1
Trichlorofluoromethane	**1.0**	**J**	1.1	0.28	ug/m3			08/13/23 05:42	1
Freon TF	**0.42**	**J**	1.5	0.41	ug/m3			08/13/23 05:42	1
1,1-Dichloroethene	ND		0.79	0.10	ug/m3			08/13/23 05:42	1
Acetone	**62**		12	3.8	ug/m3			08/13/23 05:42	1
Isopropyl alcohol	ND		12	3.9	ug/m3			08/13/23 05:42	1

Client: GHD Services Inc.
Project/Site: 12616852, GM-Lockport 256042

Job ID: 480-211781-1

Client Sample ID: IA-10-1-080923

Lab Sample ID: 480-211781-2

Date Collected: 08/09/23 16:35
Matrix: Air
Date Received: 08/11/23 10:35
Sample Container: Summa Canister 6L

Method: EPA TO-15 - Volatile Organic Compounds in Ambient Air (Continued)

Analyte	Result	Qualifier	RL	MDL	Unit	D	Prepared	Analyzed	Dil Fac
Carbon disulfide	ND		1.6	0.40	ug/m3			08/13/23 05:42	1
3-Chloropropene	ND		1.6	0.38	ug/m3			08/13/23 05:42	1
Methylene Chloride	ND		1.7	0.63	ug/m3			08/13/23 05:42	1
tert-Butyl alcohol	ND		15	3.6	ug/m3			08/13/23 05:42	1
Methyl tert-butyl ether	ND		0.72	0.13	ug/m3			08/13/23 05:42	1
trans-1,2-Dichloroethene	ND		0.79	0.091	ug/m3			08/13/23 05:42	1
n-Hexane	**15**		1.8	0.39	ug/m3			08/13/23 05:42	1
1,1-Dichloroethane	ND		0.81	0.10	ug/m3			08/13/23 05:42	1
Methyl Ethyl Ketone	**2.5**		1.5	1.4	ug/m3			08/13/23 05:42	1
cis-1,2-Dichloroethene	ND		0.79	0.083	ug/m3			08/13/23 05:42	1
1,2-Dichloroethene, Total	ND		1.6	0.083	ug/m3			08/13/23 05:42	1
Chloroform	ND		0.98	0.20	ug/m3			08/13/23 05:42	1
Tetrahydrofuran	ND		15	3.8	ug/m3			08/13/23 05:42	1
1,1,1-Trichloroethane	ND		1.1	0.24	ug/m3			08/13/23 05:42	1
Cyclohexane	**1.2**		0.69	0.20	ug/m3			08/13/23 05:42	1
Carbon tetrachloride	**0.35**	**J**	1.3	0.14	ug/m3			08/13/23 05:42	1
2,2,4-Trimethylpentane	ND		0.93	0.18	ug/m3			08/13/23 05:42	1
Benzene	**0.75**		0.64	0.14	ug/m3			08/13/23 05:42	1
1,2-Dichloroethane	ND		0.81	0.38	ug/m3			08/13/23 05:42	1
n-Heptane	ND		0.82	0.23	ug/m3			08/13/23 05:42	1
Trichloroethene	ND		1.1	0.13	ug/m3			08/13/23 05:42	1
Methyl methacrylate	ND		2.0	0.57	ug/m3			08/13/23 05:42	1
1,2-Dichloropropane	ND		0.92	0.43	ug/m3			08/13/23 05:42	1
1,4-Dioxane	ND		18	4.7	ug/m3			08/13/23 05:42	1
Bromodichloromethane	ND		1.3	0.34	ug/m3			08/13/23 05:42	1
cis-1,3-Dichloropropene	ND		0.91	0.20	ug/m3			08/13/23 05:42	1
methyl isobutyl ketone	**3.1**		2.0	0.53	ug/m3			08/13/23 05:42	1
Toluene	**30**		0.75	0.16	ug/m3			08/13/23 05:42	1
trans-1,3-Dichloropropene	ND		0.91	0.25	ug/m3			08/13/23 05:42	1
1,1,2-Trichloroethane	ND		1.1	0.40	ug/m3			08/13/23 05:42	1
Tetrachloroethene	**1.2**	**J**	1.4	0.14	ug/m3			08/13/23 05:42	1
Methyl Butyl Ketone (2-Hexanone)	ND		2.0	0.61	ug/m3			08/13/23 05:42	1
Dibromochloromethane	ND		1.7	0.54	ug/m3			08/13/23 05:42	1
1,2-Dibromoethane	ND		1.5	0.32	ug/m3			08/13/23 05:42	1
Chlorobenzene	ND		0.92	0.20	ug/m3			08/13/23 05:42	1
Ethylbenzene	**0.25**	**J**	0.87	0.23	ug/m3			08/13/23 05:42	1
m,p-Xylene	**0.76**	**J**	2.2	0.41	ug/m3			08/13/23 05:42	1
Xylene, o-	**0.27**	**J**	0.87	0.23	ug/m3			08/13/23 05:42	1
Xylene (total)	**1.0**	**J**	3.0	0.23	ug/m3			08/13/23 05:42	1
Styrene	ND		0.85	0.25	ug/m3			08/13/23 05:42	1
Bromoform	ND		2.1	1.2	ug/m3			08/13/23 05:42	1
Cumene	ND		0.98	0.20	ug/m3			08/13/23 05:42	1
1,1,2,2-Tetrachloroethane	ND		1.4	0.30	ug/m3			08/13/23 05:42	1
n-Propylbenzene	ND		0.98	0.23	ug/m3			08/13/23 05:42	1
4-Ethyltoluene	ND		0.98	0.24	ug/m3			08/13/23 05:42	1
1,3,5-Trimethylbenzene	ND		0.98	0.23	ug/m3			08/13/23 05:42	1
2-Chlorotoluene	ND		1.0	0.24	ug/m3			08/13/23 05:42	1
tert-Butylbenzene	ND		1.1	0.26	ug/m3			08/13/23 05:42	1

Client Sample ID: IA-10-1-080923

Lab Sample ID: 480-211781-2

Date Collected: 08/09/23 16:35
Matrix: Air
Date Received: 08/11/23 10:35
Sample Container: Summa Canister 6L

Method: EPA TO-15 - Volatile Organic Compounds in Ambient Air (Continued)

Analyte	Result	Qualifier	RL	MDL	Unit	D	Prepared	Analyzed	Dil Fac
1,2,4-Trimethylbenzene	ND		0.98	0.39	ug/m3			08/13/23 05:42	1
sec-Butylbenzene	ND		1.1	0.25	ug/m3			08/13/23 05:42	1
4-Isopropyltoluene	ND		1.1	0.33	ug/m3			08/13/23 05:42	1
1,3-Dichlorobenzene	ND		1.2	0.44	ug/m3			08/13/23 05:42	1
1,4-Dichlorobenzene	ND		1.2	0.54	ug/m3			08/13/23 05:42	1
Benzyl chloride	ND		1.0	0.46	ug/m3			08/13/23 05:42	1
n-Butylbenzene	ND		1.1	0.60	ug/m3			08/13/23 05:42	1
1,2-Dichlorobenzene	ND		1.2	0.40	ug/m3			08/13/23 05:42	1
1,2,4-Trichlorobenzene	ND		3.7	2.4	ug/m3			08/13/23 05:42	1
Hexachlorobutadiene	ND		2.1	1.2	ug/m3			08/13/23 05:42	1
Naphthalene	ND		2.6	1.6	ug/m3			08/13/23 05:42	1

Client Sample ID: IA-10-2-080923

Lab Sample ID: 480-211781-3

Date Collected: 08/09/23 16:50
Matrix: Air
Date Received: 08/11/23 10:35
Sample Container: Summa Canister 6L

Method: EPA TO-15 - Volatile Organic Compounds in Ambient Air

Analyte	Result	Qualifier	RL	MDL	Unit	D	Prepared	Analyzed	Dil Fac
Dichlorodifluoromethane	**1.8**	**J**	2.5	0.54	ug/m3			08/13/23 06:37	1
Freon 22	**0.96**	**J**	1.8	0.42	ug/m3			08/13/23 06:37	1
1,2-Dichlorotetrafluoroethane	ND		1.4	0.34	ug/m3			08/13/23 06:37	1
Chloromethane	**0.89**	**J**	1.0	0.31	ug/m3			08/13/23 06:37	1
n-Butane	**1.1**	**J**	1.2	0.48	ug/m3			08/13/23 06:37	1
Vinyl chloride	ND		0.51	0.054	ug/m3			08/13/23 06:37	1
1,3-Butadiene	ND		0.44	0.086	ug/m3			08/13/23 06:37	1
Bromomethane	ND		0.78	0.28	ug/m3			08/13/23 06:37	1
Chloroethane	ND		1.3	0.47	ug/m3			08/13/23 06:37	1
Bromoethene(Vinyl Bromide)	ND		0.87	0.22	ug/m3			08/13/23 06:37	1
Trichlorofluoromethane	**1.0**	**J**	1.1	0.28	ug/m3			08/13/23 06:37	1
Freon TF	**0.43**	**J**	1.5	0.41	ug/m3			08/13/23 06:37	1
1,1-Dichloroethene	ND		0.79	0.10	ug/m3			08/13/23 06:37	1
Acetone	**69**		12	3.8	ug/m3			08/13/23 06:37	1
Isopropyl alcohol	**4.2**	**J**	12	3.9	ug/m3			08/13/23 06:37	1
Carbon disulfide	ND		1.6	0.40	ug/m3			08/13/23 06:37	1
3-Chloropropene	**0.68**	**J**	1.6	0.38	ug/m3			08/13/23 06:37	1
Methylene Chloride	**1.2**	**J**	1.7	0.63	ug/m3			08/13/23 06:37	1
tert-Butyl alcohol	ND		15	3.6	ug/m3			08/13/23 06:37	1
Methyl tert-butyl ether	ND		0.72	0.13	ug/m3			08/13/23 06:37	1
trans-1,2-Dichloroethene	ND		0.79	0.091	ug/m3			08/13/23 06:37	1
n-Hexane	**14**		1.8	0.39	ug/m3			08/13/23 06:37	1
1,1-Dichloroethane	ND		0.81	0.10	ug/m3			08/13/23 06:37	1
Methyl Ethyl Ketone	**3.4**		1.5	1.4	ug/m3			08/13/23 06:37	1
cis-1,2-Dichloroethene	ND		0.79	0.083	ug/m3			08/13/23 06:37	1
1,2-Dichloroethene, Total	ND		1.6	0.083	ug/m3			08/13/23 06:37	1
Chloroform	ND		0.98	0.20	ug/m3			08/13/23 06:37	1
Tetrahydrofuran	ND		15	3.8	ug/m3			08/13/23 06:37	1
1,1,1-Trichloroethane	ND		1.1	0.24	ug/m3			08/13/23 06:37	1
Cyclohexane	**1.1**		0.69	0.20	ug/m3			08/13/23 06:37	1

Client Sample Results

Client: GHD Services Inc.
Project/Site: 12616852, GM-Lockport 256042

Job ID: 480-211781-1

Client Sample ID: IA-10-2-080923

Lab Sample ID: 480-211781-3

Date Collected: 08/09/23 16:50
Matrix: Air
Date Received: 08/11/23 10:35
Sample Container: Summa Canister 6L

Method: EPA TO-15 - Volatile Organic Compounds in Ambient Air (Continued)

Analyte	Result	Qualifier	RL	MDL	Unit	D	Prepared	Analyzed	Dil Fac
Carbon tetrachloride	**0.37**	**J**	1.3	0.14	ug/m3			08/13/23 06:37	1
2,2,4-Trimethylpentane	ND		0.93	0.18	ug/m3			08/13/23 06:37	1
Benzene	**0.85**		0.64	0.14	ug/m3			08/13/23 06:37	1
1,2-Dichloroethane	ND		0.81	0.38	ug/m3			08/13/23 06:37	1
n-Heptane	ND		0.82	0.23	ug/m3			08/13/23 06:37	1
Trichloroethene	**0.22**	**J**	1.1	0.13	ug/m3			08/13/23 06:37	1
Methyl methacrylate	ND		2.0	0.57	ug/m3			08/13/23 06:37	1
1,2-Dichloropropane	ND		0.92	0.43	ug/m3			08/13/23 06:37	1
1,4-Dioxane	ND		18	4.7	ug/m3			08/13/23 06:37	1
Bromodichloromethane	ND		1.3	0.34	ug/m3			08/13/23 06:37	1
cis-1,3-Dichloropropene	ND		0.91	0.20	ug/m3			08/13/23 06:37	1
methyl isobutyl ketone	**3.9**		2.0	0.53	ug/m3			08/13/23 06:37	1
Toluene	**29**		0.75	0.16	ug/m3			08/13/23 06:37	1
trans-1,3-Dichloropropene	ND		0.91	0.25	ug/m3			08/13/23 06:37	1
1,1,2-Trichloroethane	ND		1.1	0.40	ug/m3			08/13/23 06:37	1
Tetrachloroethene	**1.7**		1.4	0.14	ug/m3			08/13/23 06:37	1
Methyl Butyl Ketone (2-Hexanone)	ND		2.0	0.61	ug/m3			08/13/23 06:37	1
Dibromochloromethane	ND		1.7	0.54	ug/m3			08/13/23 06:37	1
1,2-Dibromoethane	ND		1.5	0.32	ug/m3			08/13/23 06:37	1
Chlorobenzene	ND		0.92	0.20	ug/m3			08/13/23 06:37	1
Ethylbenzene	**5.1**		0.87	0.23	ug/m3			08/13/23 06:37	1
m,p-Xylene	**20**		2.2	0.41	ug/m3			08/13/23 06:37	1
Xylene, o-	**4.2**		0.87	0.23	ug/m3			08/13/23 06:37	1
Xylene (total)	**24**		3.0	0.23	ug/m3			08/13/23 06:37	1
Styrene	ND		0.85	0.25	ug/m3			08/13/23 06:37	1
Bromoform	ND		2.1	1.2	ug/m3			08/13/23 06:37	1
Cumene	ND		0.98	0.20	ug/m3			08/13/23 06:37	1
1,1,2,2-Tetrachloroethane	ND		1.4	0.30	ug/m3			08/13/23 06:37	1
n-Propylbenzene	ND		0.98	0.23	ug/m3			08/13/23 06:37	1
4-Ethyltoluene	ND		0.98	0.24	ug/m3			08/13/23 06:37	1
1,3,5-Trimethylbenzene	ND		0.98	0.23	ug/m3			08/13/23 06:37	1
2-Chlorotoluene	ND		1.0	0.24	ug/m3			08/13/23 06:37	1
tert-Butylbenzene	ND		1.1	0.26	ug/m3			08/13/23 06:37	1
1,2,4-Trimethylbenzene	**0.51**	**J**	0.98	0.39	ug/m3			08/13/23 06:37	1
sec-Butylbenzene	ND		1.1	0.25	ug/m3			08/13/23 06:37	1
4-Isopropyltoluene	ND		1.1	0.33	ug/m3			08/13/23 06:37	1
1,3-Dichlorobenzene	ND		1.2	0.44	ug/m3			08/13/23 06:37	1
1,4-Dichlorobenzene	ND		1.2	0.54	ug/m3			08/13/23 06:37	1
Benzyl chloride	ND		1.0	0.46	ug/m3			08/13/23 06:37	1
n-Butylbenzene	ND		1.1	0.60	ug/m3			08/13/23 06:37	1
1,2-Dichlorobenzene	ND		1.2	0.40	ug/m3			08/13/23 06:37	1
1,2,4-Trichlorobenzene	ND		3.7	2.4	ug/m3			08/13/23 06:37	1
Hexachlorobutadiene	ND		2.1	1.2	ug/m3			08/13/23 06:37	1
Naphthalene	ND		2.6	1.6	ug/m3			08/13/23 06:37	1

Method: TO-15 - Volatile Organic Compounds in Ambient Air

Lab Sample ID: MB 200-194448/4
Matrix: Air
Analysis Batch: 194448

Client Sample ID: Method Blank
Prep Type: Total/NA

Analyte	MB Result	MB Qualifier	RL	MDL	Unit	D	Prepared	Analyzed	Dil Fac
Dichlorodifluoromethane	ND		2.5	0.54	ug/m3			08/12/23 11:08	1
Freon 22	ND		1.8	0.42	ug/m3			08/12/23 11:08	1
1,2-Dichlorotetrafluoroethane	ND		1.4	0.34	ug/m3			08/12/23 11:08	1
Chloromethane	ND		1.0	0.31	ug/m3			08/12/23 11:08	1
n-Butane	ND		1.2	0.48	ug/m3			08/12/23 11:08	1
Vinyl chloride	ND		0.51	0.054	ug/m3			08/12/23 11:08	1
1,3-Butadiene	ND		0.44	0.086	ug/m3			08/12/23 11:08	1
Bromomethane	ND		0.78	0.28	ug/m3			08/12/23 11:08	1
Chloroethane	ND		1.3	0.47	ug/m3			08/12/23 11:08	1
Bromoethene(Vinyl Bromide)	ND		0.87	0.22	ug/m3			08/12/23 11:08	1
Trichlorofluoromethane	ND		1.1	0.28	ug/m3			08/12/23 11:08	1
Freon TF	ND		1.5	0.41	ug/m3			08/12/23 11:08	1
1,1-Dichloroethene	ND		0.79	0.10	ug/m3			08/12/23 11:08	1
Acetone	ND		12	3.8	ug/m3			08/12/23 11:08	1
Isopropyl alcohol	ND		12	3.9	ug/m3			08/12/23 11:08	1
Carbon disulfide	ND		1.6	0.40	ug/m3			08/12/23 11:08	1
3-Chloropropene	ND		1.6	0.38	ug/m3			08/12/23 11:08	1
Methylene Chloride	ND		1.7	0.63	ug/m3			08/12/23 11:08	1
tert-Butyl alcohol	ND		15	3.6	ug/m3			08/12/23 11:08	1
Methyl tert-butyl ether	ND		0.72	0.13	ug/m3			08/12/23 11:08	1
trans-1,2-Dichloroethene	ND		0.79	0.091	ug/m3			08/12/23 11:08	1
n-Hexane	ND		1.8	0.39	ug/m3			08/12/23 11:08	1
1,1-Dichloroethane	ND		0.81	0.10	ug/m3			08/12/23 11:08	1
Methyl Ethyl Ketone	ND		1.5	1.4	ug/m3			08/12/23 11:08	1
cis-1,2-Dichloroethene	ND		0.79	0.083	ug/m3			08/12/23 11:08	1
1,2-Dichloroethene, Total	ND		1.6	0.083	ug/m3			08/12/23 11:08	1
Chloroform	ND		0.98	0.20	ug/m3			08/12/23 11:08	1
Tetrahydrofuran	ND		15	3.8	ug/m3			08/12/23 11:08	1
1,1,1-Trichloroethane	ND		1.1	0.24	ug/m3			08/12/23 11:08	1
Cyclohexane	ND		0.69	0.20	ug/m3			08/12/23 11:08	1
Carbon tetrachloride	ND		1.3	0.14	ug/m3			08/12/23 11:08	1
2,2,4-Trimethylpentane	ND		0.93	0.18	ug/m3			08/12/23 11:08	1
Benzene	ND		0.64	0.14	ug/m3			08/12/23 11:08	1
1,2-Dichloroethane	ND		0.81	0.38	ug/m3			08/12/23 11:08	1
n-Heptane	ND		0.82	0.23	ug/m3			08/12/23 11:08	1
Trichloroethene	ND		1.1	0.13	ug/m3			08/12/23 11:08	1
Methyl methacrylate	ND		2.0	0.57	ug/m3			08/12/23 11:08	1
1,2-Dichloropropane	ND		0.92	0.43	ug/m3			08/12/23 11:08	1
1,4-Dioxane	ND		18	4.7	ug/m3			08/12/23 11:08	1
Bromodichloromethane	ND		1.3	0.34	ug/m3			08/12/23 11:08	1
cis-1,3-Dichloropropene	ND		0.91	0.20	ug/m3			08/12/23 11:08	1
methyl isobutyl ketone	ND		2.0	0.53	ug/m3			08/12/23 11:08	1
Toluene	ND		0.75	0.16	ug/m3			08/12/23 11:08	1
trans-1,3-Dichloropropene	ND		0.91	0.25	ug/m3			08/12/23 11:08	1
1,1,2-Trichloroethane	ND		1.1	0.40	ug/m3			08/12/23 11:08	1
Tetrachloroethene	ND		1.4	0.14	ug/m3			08/12/23 11:08	1
Methyl Butyl Ketone (2-Hexanone)	ND		2.0	0.61	ug/m3			08/12/23 11:08	1
Dibromochloromethane	ND		1.7	0.54	ug/m3			08/12/23 11:08	1

Method: TO-15 - Volatile Organic Compounds in Ambient Air (Continued)

Lab Sample ID: MB 200-194448/4
Matrix: Air
Analysis Batch: 194448

Client Sample ID: Method Blank
Prep Type: Total/NA

Analyte	MB Result	MB Qualifier	RL	MDL	Unit	D	Prepared	Analyzed	Dil Fac
1,2-Dibromoethane	ND		1.5	0.32	ug/m3			08/12/23 11:08	1
Chlorobenzene	ND		0.92	0.20	ug/m3			08/12/23 11:08	1
Ethylbenzene	ND		0.87	0.23	ug/m3			08/12/23 11:08	1
m,p-Xylene	ND		2.2	0.41	ug/m3			08/12/23 11:08	1
Xylene, o-	ND		0.87	0.23	ug/m3			08/12/23 11:08	1
Xylene (total)	ND		3.0	0.23	ug/m3			08/12/23 11:08	1
Styrene	ND		0.85	0.25	ug/m3			08/12/23 11:08	1
Bromoform	ND		2.1	1.2	ug/m3			08/12/23 11:08	1
Cumene	ND		0.98	0.20	ug/m3			08/12/23 11:08	1
1,1,2,2-Tetrachloroethane	ND		1.4	0.30	ug/m3			08/12/23 11:08	1
n-Propylbenzene	ND		0.98	0.23	ug/m3			08/12/23 11:08	1
4-Ethyltoluene	ND		0.98	0.24	ug/m3			08/12/23 11:08	1
1,3,5-Trimethylbenzene	ND		0.98	0.23	ug/m3			08/12/23 11:08	1
2-Chlorotoluene	ND		1.0	0.24	ug/m3			08/12/23 11:08	1
tert-Butylbenzene	ND		1.1	0.26	ug/m3			08/12/23 11:08	1
1,2,4-Trimethylbenzene	ND		0.98	0.39	ug/m3			08/12/23 11:08	1
sec-Butylbenzene	ND		1.1	0.25	ug/m3			08/12/23 11:08	1
4-Isopropyltoluene	ND		1.1	0.33	ug/m3			08/12/23 11:08	1
1,3-Dichlorobenzene	ND		1.2	0.44	ug/m3			08/12/23 11:08	1
1,4-Dichlorobenzene	ND		1.2	0.54	ug/m3			08/12/23 11:08	1
Benzyl chloride	ND		1.0	0.46	ug/m3			08/12/23 11:08	1
n-Butylbenzene	ND		1.1	0.60	ug/m3			08/12/23 11:08	1
1,2-Dichlorobenzene	ND		1.2	0.40	ug/m3			08/12/23 11:08	1
1,2,4-Trichlorobenzene	ND		3.7	2.4	ug/m3			08/12/23 11:08	1
Hexachlorobutadiene	ND		2.1	1.2	ug/m3			08/12/23 11:08	1
Naphthalene	ND		2.6	1.6	ug/m3			08/12/23 11:08	1

Lab Sample ID: LCS 200-194448/3
Matrix: Air
Analysis Batch: 194448

Client Sample ID: Lab Control Sample
Prep Type: Total/NA

Analyte	Spike Added	LCS Result	LCS Qualifier	Unit	D	%Rec	%Rec Limits
Dichlorodifluoromethane	49.4	39.9		ug/m3		81	61 - 142
Freon 22	35.4	29.4		ug/m3		83	60 - 147
1,2-Dichlorotetrafluoroethane	69.9	53.3		ug/m3		76	71 - 141
Chloromethane	20.6	16.7		ug/m3		81	56 - 141
n-Butane	23.8	21.9		ug/m3		92	53 - 151
Vinyl chloride	25.6	20.1		ug/m3		79	61 - 135
1,3-Butadiene	22.1	17.6		ug/m3		79	58 - 139
Bromomethane	38.8	33.0		ug/m3		85	72 - 124
Chloroethane	26.4	23.1		ug/m3		88	68 - 130
Bromoethene(Vinyl Bromide)	43.7	37.2		ug/m3		85	75 - 125
Trichlorofluoromethane	56.2	50.7		ug/m3		90	70 - 129
Freon TF	76.6	71.0		ug/m3		93	70 - 121
1,1-Dichloroethene	39.6	33.1		ug/m3		83	68 - 120
Acetone	23.7	27.8		ug/m3		117	54 - 154
Isopropyl alcohol	24.6	28.5		ug/m3		116	53 - 142
Carbon disulfide	31.1	30.3		ug/m3		97	71 - 138
3-Chloropropene	31.3	34.3		ug/m3		109	50 - 150

Method: TO-15 - Volatile Organic Compounds in Ambient Air (Continued)

Lab Sample ID: LCS 200-194448/3
Matrix: Air
Analysis Batch: 194448

Client Sample ID: Lab Control Sample
Prep Type: Total/NA

Analyte	Spike Added	LCS Result	LCS Qualifier	Unit	D	%Rec	%Rec Limits
Methylene Chloride	34.7	39.3		ug/m3		113	59 - 137
tert-Butyl alcohol	30.3	33.2		ug/m3		109	66 - 132
Methyl tert-butyl ether	36.0	37.3		ug/m3		103	70 - 127
trans-1,2-Dichloroethene	39.6	39.8		ug/m3		100	69 - 137
n-Hexane	35.2	37.4		ug/m3		106	63 - 138
1,1-Dichloroethane	40.5	41.0		ug/m3		101	66 - 130
Methyl Ethyl Ketone	29.5	31.0		ug/m3		105	72 - 124
cis-1,2-Dichloroethene	39.6	35.3		ug/m3		89	72 - 121
Chloroform	48.8	49.7		ug/m3		102	73 - 124
Tetrahydrofuran	29.5	34.3		ug/m3		116	60 - 149
1,1,1-Trichloroethane	54.6	52.6		ug/m3		96	72 - 127
Cyclohexane	34.4	33.8		ug/m3		98	76 - 124
Carbon tetrachloride	62.9	60.3		ug/m3		96	71 - 133
2,2,4-Trimethylpentane	46.7	49.4		ug/m3		106	68 - 131
Benzene	31.9	31.8		ug/m3		99	73 - 119
1,2-Dichloroethane	40.5	41.6		ug/m3		103	68 - 135
n-Heptane	41.0	45.1		ug/m3		110	60 - 142
Trichloroethene	53.7	45.5		ug/m3		85	73 - 122
Methyl methacrylate	40.9	42.7		ug/m3		104	73 - 129
1,2-Dichloropropane	46.2	48.6		ug/m3		105	69 - 128
1,4-Dioxane	36.0	37.5		ug/m3		104	66 - 129
Bromodichloromethane	67.0	67.7		ug/m3		101	75 - 127
cis-1,3-Dichloropropene	45.4	45.9		ug/m3		101	74 - 125
methyl isobutyl ketone	41.0	45.8		ug/m3		112	58 - 144
Toluene	37.7	34.6		ug/m3		92	75 - 122
trans-1,3-Dichloropropene	45.4	46.4		ug/m3		102	74 - 128
1,1,2-Trichloroethane	54.6	52.4		ug/m3		96	75 - 126
Tetrachloroethene	67.8	52.6		ug/m3		78	70 - 125
Methyl Butyl Ketone (2-Hexanone)	41.0	42.6		ug/m3		104	57 - 143
Dibromochloromethane	85.2	78.7		ug/m3		92	73 - 125
1,2-Dibromoethane	76.8	71.4		ug/m3		93	78 - 122
Chlorobenzene	46.0	41.6		ug/m3		90	76 - 119
Ethylbenzene	43.4	40.6		ug/m3		94	74 - 122
m,p-Xylene	86.8	80.0		ug/m3		92	76 - 121
Xylene, o-	43.4	39.4		ug/m3		91	73 - 123
Styrene	42.6	39.0		ug/m3		92	74 - 125
Bromoform	103	95.4		ug/m3		92	53 - 149
Cumene	49.1	44.9		ug/m3		91	73 - 123
1,1,2,2-Tetrachloroethane	68.6	69.8		ug/m3		102	74 - 126
n-Propylbenzene	49.1	46.5		ug/m3		95	73 - 127
4-Ethyltoluene	49.2	45.5		ug/m3		92	75 - 129
1,3,5-Trimethylbenzene	49.2	45.3		ug/m3		92	72 - 126
2-Chlorotoluene	51.8	47.6		ug/m3		92	74 - 126
tert-Butylbenzene	54.9	49.4		ug/m3		90	71 - 125
1,2,4-Trimethylbenzene	49.2	45.0		ug/m3		92	71 - 129
sec-Butylbenzene	54.9	51.0		ug/m3		93	70 - 128
4-Isopropyltoluene	54.9	50.6		ug/m3		92	68 - 130
1,3-Dichlorobenzene	60.1	53.8		ug/m3		89	69 - 131

Method: TO-15 - Volatile Organic Compounds in Ambient Air (Continued)

Lab Sample ID: LCS 200-194448/3
Matrix: Air
Analysis Batch: 194448

Client Sample ID: Lab Control Sample
Prep Type: Total/NA

Analyte	Spike Added	LCS Result	LCS Qualifier	Unit	D	%Rec	%Rec Limits
1,4-Dichlorobenzene	60.1	54.1		ug/m3		90	67 - 132
Benzyl chloride	51.8	52.3		ug/m3		101	60 - 136
n-Butylbenzene	54.9	53.5		ug/m3		97	65 - 137
1,2-Dichlorobenzene	60.1	53.9		ug/m3		90	68 - 129
1,2,4-Trichlorobenzene	74.2	63.1		ug/m3		85	50 - 150
Hexachlorobutadiene	107	89.2		ug/m3		84	58 - 130
Naphthalene	52.4	47.4		ug/m3		90	50 - 150

QC Association Summary

Client: GHD Services Inc.
Project/Site: 12616852, GM-Lockport 256042

Job ID: 480-211781-1

Air - GC/MS VOA

Analysis Batch: 194448

Lab Sample ID	Client Sample ID	Prep Type	Matrix	Method	Prep Batch
480-211781-1	OA-10-080923	Total/NA	Air	TO-15	
480-211781-2	IA-10-1-080923	Total/NA	Air	TO-15	
480-211781-3	IA-10-2-080923	Total/NA	Air	TO-15	
MB 200-194448/4	Method Blank	Total/NA	Air	TO-15	
LCS 200-194448/3	Lab Control Sample	Total/NA	Air	TO-15	

Lab Chronicle

Client: GHD Services Inc.
Project/Site: 12616852, GM-Lockport 256042

Job ID: 480-211781-1

Client Sample ID: OA-10-080923
Lab Sample ID: 480-211781-1
Date Collected: 08/09/23 16:41
Matrix: Air
Date Received: 08/11/23 10:35

Prep Type	Batch Type	Batch Method	Run	Dilution Factor	Batch Number	Analyst	Lab	Prepared or Analyzed
Total/NA	Analysis	TO-15		1	194448	K1P	EET BUR	08/13/23 04:48

Client Sample ID: IA-10-1-080923
Lab Sample ID: 480-211781-2
Date Collected: 08/09/23 16:35
Matrix: Air
Date Received: 08/11/23 10:35

Prep Type	Batch Type	Batch Method	Run	Dilution Factor	Batch Number	Analyst	Lab	Prepared or Analyzed
Total/NA	Analysis	TO-15		1	194448	K1P	EET BUR	08/13/23 05:42

Client Sample ID: IA-10-2-080923
Lab Sample ID: 480-211781-3
Date Collected: 08/09/23 16:50
Matrix: Air
Date Received: 08/11/23 10:35

Prep Type	Batch Type	Batch Method	Run	Dilution Factor	Batch Number	Analyst	Lab	Prepared or Analyzed
Total/NA	Analysis	TO-15		1	194448	K1P	EET BUR	08/13/23 06:37

Laboratory References:

EET BUR = Eurofins Burlington, 530 Community Drive, Suite 11, South Burlington, VT 05403, TEL (802)660-1990

Accreditation/Certification Summary

Client: GHD Services Inc.
Project/Site: 12616852, GM-Lockport 256042

Job ID: 480-211781-1

Laboratory: Eurofins Burlington

Unless otherwise noted, all analytes for this laboratory were covered under each accreditation/certification below.

Authority	Program	Identification Number	Expiration Date
New York	NELAP	10391	03-31-24

The following analytes are included in this report, but the laboratory is not certified by the governing authority. This list may include analytes for which the agency does not offer certification.

Analysis Method	Prep Method	Matrix	Analyte
TO-15		Air	1,2-Dichloroethene, Total
TO-15		Air	4-Ethyltoluene
TO-15		Air	4-Isopropyltoluene
TO-15		Air	Freon 22
TO-15		Air	Methyl Butyl Ketone (2-Hexanone)
TO-15		Air	n-Butane
TO-15		Air	n-Butylbenzene
TO-15		Air	n-Propylbenzene
TO-15		Air	sec-Butylbenzene
TO-15		Air	tert-Butylbenzene
TO-15		Air	Tetrahydrofuran

Method Summary

Client: GHD Services Inc.
Project/Site: 12616852, GM-Lockport 256042

Job ID: 480-211781-1

Method	Method Description	Protocol	Laboratory
TO-15	Volatile Organic Compounds in Ambient Air	EPA	EET BUR

Protocol References:

EPA = US Environmental Protection Agency

Laboratory References:

EET BUR = Eurofins Burlington, 530 Community Drive, Suite 11, South Burlington, VT 05403, TEL (802)660-1990

Sample Summary

Client: GHD Services Inc.
Project/Site: 12616852, GM-Lockport 256042

Job ID: 480-211781-1

Lab Sample ID	Client Sample ID	Matrix	Collected	Received	Asset ID
480-211781-1	OA-10-080923	Air	08/09/23 16:41	08/11/23 10:35	Air Canister (6-Liter) #4298
480-211781-2	IA-10-1-080923	Air	08/09/23 16:35	08/11/23 10:35	Air Canister (6-Liter) #3553
480-211781-3	IA-10-2-080923	Air	08/09/23 16:50	08/11/23 10:35	Air Canister (6-Liter) #5428

Eurofins TestAmerica, Burlington
530 Community Drive
Suite 11
South Burlington, VT 05403-6809
phone 802.660 1990 fax 802.660.1919

Canister Samples Chain of Custody Record

TestAmerica Laboratories, Inc. assumes no liability with respect to the collection and shipment of these samples

480-211781 Chain of Custody

America

TestAmerica Laboratories, Inc. d/b/a Eurofins TestAmerica

Client Contact Information	**Client Project Manager:** Thomas Boi[illegible]	**Samples Collected By:** Morgan Brown	COC No.
Company Name: GZA	**Phone:** 716 570 5983		1 of 1 COCs
Address: 300 Pearl St. Suite 700	**Email:** thomas.b[illegible]@gza[illegible]		TALS Project #:
City/State/Zip Buffalo NY 14202			**For Lab Use Only:**
Phone. 716 803 5717	**Site Contact:**		Walk-in Client:
FAX	**Tel/Fax**		Lab Sampling.
Project Name GMCH Lockport	**Analysis Turnaround Time**		
Site/Location.	Standard (Specific) X		Job / SDG No :
PO# 21-0056546-10	Rush (Specifiy):		(See below for Add'l Items)

Sample Identification	Sample Start Date	Time Start	Sample End Date	Time Stop	Canister Vacuum in Field, "Hg (Start)	Canister Vacuum in Field, "Hg (Stop)	Flow Controller ID	Canister ID	TO-14/15 (Standard / Low Level)	TO-15 SIM	EPA 3C	EPA 25C	ASTM D-1946	EPA 15/16	Other (Please specify in notes section)	Sample Type	Indoor Air/Ambient Air	Sub-Slab	Soil Gas	Soil Vapor Extraction (SVE)	Landfill Gas	Other (Please specify in notes section)	Sample Specific Notes:
OA-10-080923	8-9-23	1841	8-9-23	1641	29	19	3063	4298	X														
IA-10-1-080923		849		1635	28	5	4748	3553		X													
IA-10-2-080923		853		1650	30	5	8920	5428		X													

	Start	Stop
Temperature (Fahrenheit) Interior		69
Temperature (Fahrenheit) Ambient		78
Pressure (inches of Hg) Interior		69
Pressure (inches of Hg) Ambient		81

Special Instructions/QC Requirements & Comments:

Samples Shipped by: [signature]	**Date / Time:** 8/9/23 1718	**Samples Received by:** SM
Samples Relinquished by:	**Date / Time:**	**Received by:** [signature] ETABUIL 8/11/23 1035
Relinquished by:	**Date / Time:**	**Received by:**

Lab Use Only: **Shipper Name:** **Opened by:** **Condition:**

Form No. CA-C-WI-003, Rev. 2.28, dated 1/8/2021

eurofins | Environment Testing
TestAmerica

J-434 MTW EXP 04/24

ORIGIN ID:DKKA (716) 691-2600
BUFFALO LAB
EUROFINS BUFFALO
10 HAZELWOOD DRIVE

AMHERST, NY 14228
UNITED STATES US

SHIP DATE: 10AUG23
ACTWGT: 34.35 LB
CAD: 846654/CAFE3709
DIMS: 21x21x17 IN

BILL SENDER

TO SAMPLE MGT.
EUROFINS BURLINGTON
530 COMMUNITY DRIVE
SUITE 11
SOUTH BURLINGTON VT 05403
(802) 923-1026
REF: EUROFINS BURLINGTON

FedEx Express

J231021211020 1

TRK# 0201 6758 4752 4110

FRI - 11 AUG 10:30A
PRIORITY OVERNIGHT

NX BTVA

05403
VT-US BTV

Login Sample Receipt Checklist

Client: GHD Services Inc.

Job Number: 480-211781-1

Login Number: 211781
List Number: 1
Creator: Reynolds, Jamie K

List Source: Eurofins Buffalo

Question	Answer	Comment
Radioactivity wasn't checked or is </= background as measured by a survey meter.	N/A	Lab does not accept radioactive samples.
The cooler's custody seal, if present, is intact.	N/A	Not present
Sample custody seals, if present, are intact.	True	
The cooler or samples do not appear to have been compromised or tampered with.	True	
Samples were received on ice.	N/A	Thermal preservation not required.
Cooler Temperature is acceptable.	True	
Cooler Temperature is recorded.	N/A	Thermal preservation not required.
COC is present.	True	
COC is filled out in ink and legible.	True	
COC is filled out with all pertinent information.	True	
Is the Field Sampler's name present on COC?	True	
There are no discrepancies between the containers received and the COC.	True	
Samples are received within Holding Time (excluding tests with immediate HTs)	True	
Sample containers have legible labels.	True	
Containers are not broken or leaking.	True	
Sample collection date/times are provided.	True	
Appropriate sample containers are used.	True	
Sample bottles are completely filled.	N/A	
Sample Preservation Verified.	True	
There is sufficient vol. for all requested analyses, incl. any requested MS/MSDs	True	
Containers requiring zero headspace have no headspace or bubble is <6mm (1/4").	N/A	
Multiphasic samples are not present.	True	
Samples do not require splitting or compositing.	True	
Residual Chlorine Checked.	N/A	Check done at department level as required.

Pre-Shipment Clean Canister Certification Report

Canister Cleaning & Pre-Shipment Leak Test

System ID	Max DF#	# Cycles	Cleaning Start Date/Time		System Start Temp(s):		Technician	Can Size	Certification Type:
Bottom Rack	10	25	7/20/2023	1105	23	23	SML	6 liter	batch

Port	Can ID	Initial[1] (psia)	Final (psia)	Diff.[3]	Final ("Hg)	Initial Reading Gauge:	Date:	Time:	Tech:	Temp:	Final Reading Gauge:	Date:	Time:	Tech:	Temp:
1	6661	.04	.04	0	29.7	G26	7/21/23	1207	SML	23.0	G26	7/24/23	1012	SML	22.0
2	8445		.04	0		G26					G26				
3	34001181		.04	0		G26					G26				
4	3553		.04	0		G26					G26				
5	5064		.04	0		G26					G26				
6	4814		.04	0		G26					G26				
7	4317		.04	0		G26					G26				
8	3545	.04	.04	0	29.9	G26	7/24/23	1048	SML	22.0	G26	8/2/23	0944	SML	22.0
9	3457	.04	.04	0	29.7	G26	7/21/23	1207	SML	23.0	G26	7/24/23	1012	SML	22.0
10	5661		.04	0		G26					G26				
11	5619		.04	0		G26					G26				
12	3322		.04	0		G26					G26				

[1] Batch Certification: The reading is taken on the "batch" canister and this value is used as the initial pressure for all canisters in the batch.

[3] Difference = Final Pressure - Initial Pressure . Acceptance Criteria: (1) The difference must be less than or equal to + 0.25psi. (2) Pressure readings must be at least 24 hours apart.

If time frame was not met, the PM must authorize shipment of canister **PM Authorization** **Date:**

Clean Canister Certification Analysis & Authorization of Release to Inventory

Test Method: ☐ TO15 Routine ☐ TO15 LL

Can ID	Date	Sequence	Analyst	Inventory Level 1	2	3	4	Secondary Review Limited	Review Date	Revie
3545	7/24/23	58407	ABA		xxxxxx				7/24/23	UT

Inventory Level 1: Individual Canister Certification (TO15LL 0.01).

Inventory Level 2: Individual or Batch Certification (TO15 0.04 ppbv).

Inventory Level 3: Individual or Batch Certification (TO15 0.2 ppbv).

Inventory Level Limited: Canisters may only be used for certain projects.

Dup Tees/Vac gauges (enter IDs if included):

Comments:

Form ID: FAI023:12
Revision Date: 12/18/2018

TestAmerica Burlington

200-69154-A-8
3545
Location: Air-Storage
Bottle: Summa Canister 6
Sample: 7/20/2023 12:01 AM 200-772945

Loc: 200
69154
#8 A
Air-Storag

Pre-Shipment Clean Canister Certification Report

Canister Cleaning & Pre-Shipment Leak Test

System ID	Max DF#	# Cycles	Cleaning Start Date/Time		System Start Temp(s):		Technician	Can Size	Certification Type:
Bottom Rack	10	25	7/26/2023	1019	23	23	SML	6 liter	batch

Port	Can ID	Initial[1] (psia)	Final (psia)	Diff.[3]	Final ("Hg)	Initial Reading Gauge:	Date:	Time:	Tech:	Temp:	Final Reading Gauge:	Date:	Time:	Tech:	Temp:
1	4298	.04	.04	Ø	29.50	G26	7/27/23	1210	SM	23.0	G26	7/29/23	1129	SM	23.0
2	5428		.04	Ø		G26					G26		1100		
3	5039		.04	Ø		G26					G26				
4	2860		.04	Ø		G26					G26				
5	4363		.04	Ø		G26					G26				
6	2688		.04	Ø		G26					G26				
7	3425		.04	Ø		G26					G26				
8	2723		.04	Ø		G26					G26				
9	2744		.04	Ø		G26					G26				
10	4221		.04	Ø		G26					G26				
11	5058		.04	Ø		G26					G26				
12	5021	.04	.04	Ø	29.6	G26	7/29/23	1137	SM	23.0	G26	8/5/23	1132	SM	23.0

[1] Batch Certification: The reading is taken on the "batch" canister and this value is used as the initial pressure for all canisters in the batch.

[3] Difference = Final Pressure - Initial Pressure . Acceptance Criteria: (1) The difference must be less than or equal to + 0.25psi. (2) Pressure readings must be at least 24 hours apart.

If time frame was not met, the PM must authorize shipment of canister **PM Authorization** **Date:**

Clean Canister Certification Analysis & Authorization of Release to Inventory

Test Method: ☐TO15 Routine ☐ TO15 LL

Can ID	Date	Sequence	Analyst	Inventory Level 1	2	3	4	Secondary Review Limited	Review Date	Review
5021	7/29/23	56475	KPI		XXXXXXX				7/29/23	CC

Inventory Level 1: Individual Canister Certification (TO15LL 0.01).

Inventory Level 2: Individual or Batch Certification (TO15 0.04 ppbv).

Inventory Level 3: Individual or Batch Certification (TO15 0.2 ppbv).

Inventory Level Limited: Canisters may only be used for certain projects.

Dup Tees/Vac gauges (enter IDs if included):

Comments:

Form ID: FAI023:12
Revision Date: 12/18/2018

TestAmerica Burlington

200-69230-A-12
5021
Location: Air-Storage
Bottle: Summa Canister 6L
Sampled: 7/26/2023 12:00 AM 200-1774391

Loc: 200
69230
#12 A
Air-Storag

8/18/2023

FORM I
AIR - GC/MS VOA ORGANICS ANALYSIS DATA SHEET

Lab Name: Eurofins Burlington
Job No.: 200-69154-1
SDG No.:
Client Sample ID: 3545
Lab Sample ID: 200-69154-8
Matrix: Air
Lab File ID: 200-56407-006.D
Analysis Method: TO-15
Date Collected: 07/20/2023 00:00
Sample wt/vol: 1000(mL)
Date Analyzed: 07/22/2023 13:37
Soil Aliquot Vol:
Dilution Factor: 0.2
Soil Extract Vol.:
GC Column: RTX-624 ID: 0.32(mm)
Purge Volume:
Heated Purge: (Y/N) pH:
% Moisture: % Solids:
Level: (low/med) Low
Analysis Batch No.: 193821
Units: ppb v/v

CAS NO.	COMPOUND NAME	RESULT	Q	RL	RL
115-07-1	Propylene	1.0	U	1.0	1.0
75-71-8	Dichlorodifluoromethane	0.10	U	0.10	0.10
75-45-6	Freon 22	0.10	U	0.10	0.10
76-14-2	1,2-Dichlorotetrafluoroethane	0.040	U	0.040	0.040
74-87-3	Chloromethane	0.10	U	0.10	0.10
106-97-8	n-Butane	0.10	U	0.10	0.10
75-01-4	Vinyl chloride	0.040	U	0.040	0.040
106-99-0	1,3-Butadiene	0.040	U	0.040	0.040
74-83-9	Bromomethane	0.040	U	0.040	0.040
75-00-3	Chloroethane	0.10	U	0.10	0.10
593-60-2	Bromoethene(Vinyl Bromide)	0.040	U	0.040	0.040
75-69-4	Trichlorofluoromethane	0.040	U	0.040	0.040
64-17-5	Ethanol	1.0	U	1.0	1.0
76-13-1	Freon TF	0.040	U	0.040	0.040
75-35-4	1,1-Dichloroethene	0.040	U	0.040	0.040
67-64-1	Acetone	1.0	U	1.0	1.0
67-63-0	Isopropyl alcohol	1.0	U	1.0	1.0
75-15-0	Carbon disulfide	0.10	U	0.10	0.10
107-05-1	3-Chloropropene	0.10	U	0.10	0.10
75-09-2	Methylene Chloride	0.10	U	0.10	0.10
75-65-0	tert-Butyl alcohol	1.0	U	1.0	1.0
1634-04-4	Methyl tert-butyl ether	0.040	U	0.040	0.040
156-60-5	trans-1,2-Dichloroethene	0.040	U	0.040	0.040
110-54-3	n-Hexane	0.10	U	0.10	0.10
75-34-3	1,1-Dichloroethane	0.040	U	0.040	0.040
108-05-4	Vinyl acetate	1.0	U	1.0	1.0
141-78-6	Ethyl acetate	1.0	U	1.0	1.0
78-93-3	Methyl Ethyl Ketone	0.10	U	0.10	0.10
156-59-2	cis-1,2-Dichloroethene	0.040	U	0.040	0.040
540-59-0	1,2-Dichloroethene, Total	0.080	U	0.080	0.080
67-66-3	Chloroform	0.040	U	0.040	0.040
109-99-9	Tetrahydrofuran	1.0	U	1.0	1.0
71-55-6	1,1,1-Trichloroethane	0.040	U	0.040	0.040
110-82-7	Cyclohexane	0.040	U	0.040	0.040

FORM I
AIR - GC/MS VOA ORGANICS ANALYSIS DATA SHEET

Lab Name: Eurofins Burlington | Job No.: 200-69154-1

SDG No.:

Client Sample ID: 3545 | Lab Sample ID: 200-69154-8

Matrix: Air | Lab File ID: 200-56407-006.D

Analysis Method: TO-15 | Date Collected: 07/20/2023 00:00

Sample wt/vol: 1000(mL) | Date Analyzed: 07/22/2023 13:37

Soil Aliquot Vol: | Dilution Factor: 0.2

Soil Extract Vol.: | GC Column: RTX-624 ID: 0.32(mm)

Purge Volume: | Heated Purge: (Y/N) pH:

% Moisture: % Solids: | Level: (low/med) Low

Analysis Batch No.: 193821 | Units: ppb v/v

CAS NO.	COMPOUND NAME	RESULT	Q	RL	RL
56-23-5	Carbon tetrachloride	0.040	U	0.040	0.040
540-84-1	2,2,4-Trimethylpentane	0.040	U	0.040	0.040
71-43-2	Benzene	0.040	U	0.040	0.040
107-06-2	1,2-Dichloroethane	0.040	U	0.040	0.040
142-82-5	n-Heptane	0.040	U	0.040	0.040
79-01-6	Trichloroethene	0.040	U	0.040	0.040
80-62-6	Methyl methacrylate	0.10	U	0.10	0.10
78-87-5	1,2-Dichloropropane	0.040	U	0.040	0.040
123-91-1	1,4-Dioxane	1.0	U	1.0	1.0
75-27-4	Bromodichloromethane	0.040	U	0.040	0.040
10061-01-5	cis-1,3-Dichloropropene	0.040	U	0.040	0.040
108-10-1	methyl isobutyl ketone	0.10	U	0.10	0.10
108-88-3	Toluene	0.040	U	0.040	0.040
10061-02-6	trans-1,3-Dichloropropene	0.040	U	0.040	0.040
79-00-5	1,1,2-Trichloroethane	0.040	U	0.040	0.040
127-18-4	Tetrachloroethene	0.040	U	0.040	0.040
591-78-6	Methyl Butyl Ketone (2-Hexanone)	0.10	U	0.10	0.10
124-48-1	Dibromochloromethane	0.040	U	0.040	0.040
106-93-4	1,2-Dibromoethane	0.040	U	0.040	0.040
108-90-7	Chlorobenzene	0.040	U	0.040	0.040
100-41-4	Ethylbenzene	0.040	U	0.040	0.040
179601-23-1	m,p-Xylene	0.10	U	0.10	0.10
95-47-6	Xylene, o-	0.040	U	0.040	0.040
1330-20-7	Xylene (total)	0.14	U	0.14	0.14
100-42-5	Styrene	0.040	U	0.040	0.040
75-25-2	Bromoform	0.040	U	0.040	0.040
98-82-8	Cumene	0.040	U	0.040	0.040
79-34-5	1,1,2,2-Tetrachloroethane	0.040	U	0.040	0.040
103-65-1	n-Propylbenzene	0.040	U	0.040	0.040
622-96-8	4-Ethyltoluene	0.040	U	0.040	0.040
108-67-8	1,3,5-Trimethylbenzene	0.040	U	0.040	0.040
95-49-8	2-Chlorotoluene	0.040	U	0.040	0.040
98-06-6	tert-Butylbenzene	0.040	U	0.040	0.040
95-63-6	1,2,4-Trimethylbenzene	0.040	U	0.040	0.040

FORM I
AIR - GC/MS VOA ORGANICS ANALYSIS DATA SHEET

Lab Name: Eurofins Burlington
Job No.: 200-69154-1
SDG No.:
Client Sample ID: 3545
Lab Sample ID: 200-69154-8
Matrix: Air
Lab File ID: 200-56407-006.D
Analysis Method: TO-15
Date Collected: 07/20/2023 00:00
Sample wt/vol: 1000(mL)
Date Analyzed: 07/22/2023 13:37
Soil Aliquot Vol:
Dilution Factor: 0.2
Soil Extract Vol.:
GC Column: RTX-624 ID: 0.32(mm)
Purge Volume:
Heated Purge: (Y/N) pH:
% Moisture: % Solids:
Level: (low/med) Low
Analysis Batch No.: 193821
Units: ppb v/v

CAS NO.	COMPOUND NAME	RESULT	Q	RL	RL
135-98-8	sec-Butylbenzene	0.040	U	0.040	0.040
99-87-6	4-Isopropyltoluene	0.040	U	0.040	0.040
541-73-1	1,3-Dichlorobenzene	0.040	U	0.040	0.040
106-46-7	1,4-Dichlorobenzene	0.040	U	0.040	0.040
100-44-7	Benzyl chloride	0.040	U	0.040	0.040
104-51-8	n-Butylbenzene	0.040	U	0.040	0.040
95-50-1	1,2-Dichlorobenzene	0.040	U	0.040	0.040
120-82-1	1,2,4-Trichlorobenzene	0.10	U	0.10	0.10
87-68-3	Hexachlorobutadiene	0.040	U	0.040	0.040
91-20-3	Naphthalene	0.10	U	0.10	0.10

Eurofins Burlington
Target Compound Quantitation Report

Data File: \\chromfs\Burlington\ChromData\CHG.i\20230722-56407.b\200-56407-006.D
Lims ID: 200-69154-A-8
Client ID: 3545
Sample Type: Client
Inject. Date: 22-Jul-2023 13:37:30 ALS Bottle#: 5 Worklist Smp#: 6
Purge Vol: 200.000 mL Dil. Factor: 0.2000
Sample Info: 200-0056407-006
Misc. Info.: 69154-8
Operator ID: vtp Instrument ID: CHG.i

Method: \\chromfs\Burlington\ChromData\CHG.i\20230722-56407.b\TO15_MasterMethod_(v1)_G.m
Limit Group: AI_TO15_ICAL
Last Update: 24-Jul-2023 12:29:13 Calib Date: 19-Jul-2023 08:47:30
Integrator: RTE ID Type: Deconvolution ID
Quant Method: Internal Standard Quant By: Initial Calibration
Last ICal File: \\chromfs\Burlington\ChromData\CHG.i\20230718-56345.b\200-56345-022.D

Column 1 : RTX-624 (0.32 mm) Det: MS SCAN
Process Host: CTX1628

First Level Reviewer: puangmaleek Date: 24-Jul-2023 12:29:13

Compound	Sig	RT (min.)	Adj RT (min.)	Dlt RT (min.)	Q	Response	OnCol Amt ppb v/v	Flags
1 Propene	41		3.094				ND	7
2 Dichlorodifluoromethane	85		3.153				ND	
3 Chlorodifluoromethane	51		3.174				ND	7
4 1,2-Dichloro-1,1,2,2-tetrafluoro	85		3.367				ND	
5 Chloromethane	50		3.447				ND	7
6 Vinyl chloride	62		3.645				ND	
7 Butane	43		3.650				ND	7
8 Butadiene	54		3.720				ND	
9 Bromomethane	94		4.212				ND	
10 Chloroethane	64		4.399				ND	
12 Vinyl bromide	106		4.720				ND	
13 Trichlorofluoromethane	101		4.848				ND	
15 Ethanol	45		5.127				ND	7
18 1,1-Dichloroethene	96		5.731				ND	
21 1,1,2-Trichloro-1,2,2-trifluoroe	101		5.769				ND	
19 Acetone	43		5.790				ND	7
22 Isopropyl alcohol	45		6.052				ND	7
23 Carbon disulfide	76		6.111				ND	
25 3-Chloro-1-propene	41		6.357				ND	7
26 Methylene Chloride	49		6.566				ND	7
27 2-Methyl-2-propanol	59		6.785				ND	
29 trans-1,2-Dichloroethene	61		7.058				ND	
30 Methyl tert-butyl ether	73		7.079				ND	
31 Hexane	57		7.566				ND	
32 1,1-Dichloroethane	63		7.796				ND	
33 Vinyl acetate	43		7.812				ND	
34 2-Butanone (MEK)	72		8.764				ND	
35 cis-1,2-Dichloroethene	96		8.775				ND	
36 Ethyl acetate	88		8.855				ND	
* 37 Chlorobromomethane	128	9.192	9.187	0.005	84	134430	10.0	
38 Tetrahydrofuran	42		9.273				ND	

Compound	Sig	RT (min.)	Adj RT (min.)	Dlt RT (min.)	Q	Response	OnCol Amt ppb v/v	Flags
39 Chloroform	83		9.374				ND	
S 43 1,2-Dichloroethene, Total	61		9.665				ND	7
40 1,1,1-Trichloroethane	97		9.706				ND	
41 Cyclohexane	84		9.861				ND	
42 Carbon tetrachloride	117		10.000				ND	
44 Benzene	78		10.364				ND	MU
45 1,2-Dichloroethane	62		10.433				ND	
46 Isooctane	57		10.626				ND	
47 n-Heptane	43		10.968				ND	
* 48 1,4-Difluorobenzene	114	11.177	11.172	0.005	93	725843	10.0	
50 Trichloroethene	95		11.659				ND	
51 1,2-Dichloropropane	63		12.161				ND	
54 Methyl methacrylate	69		12.290				ND	
53 Dibromomethane	174		12.327				ND	7
55 1,4-Dioxane	88		12.338				ND	
56 Dichlorobromomethane	83		12.675				ND	
58 cis-1,3-Dichloropropene	75		13.568				ND	
59 4-Methyl-2-pentanone (MIBK)	43		13.884				ND	7
60 Toluene	92	14.280	14.269	0.005	93	1171	0.0435	
65 trans-1,3-Dichloropropene	75		14.719				ND	
66 1,1,2-Trichloroethane	83		15.114				ND	
67 Tetrachloroethene	166		15.350				ND	7
68 2-Hexanone	43	15.649	15.650	0.048	92	6454	0.2631	
69 Chlorodibromomethane	129		15.906				ND	
70 Ethylene Dibromide	107		16.152				ND	7
* 71 Chlorobenzene-d5	117	17.137	17.137	0.000	84	579588	10.0	
72 Chlorobenzene	112		17.201				ND	7
73 Ethylbenzene	91	17.420	17.431	0.005	0	3194	0.0578	
74 m-Xylene & p-Xylene	106		17.693				ND	7
76 o-Xylene	106	18.501	18.506	-0.005	2	885	0.0410	
77 Styrene	104	18.544	18.544	0.000	1	480	0.0162	
78 Bromoform	173		18.902				ND	
79 Isopropylbenzene	105		19.277				ND	7
S 82 Xylenes, Total	106				0		0.0410	
80 1,1,2,2-Tetrachloroethane	83		19.822				ND	7
83 N-Propylbenzene	91		20.052				ND	MU
84 2-Chlorotoluene	91		20.197				ND	7
85 4-Ethyltoluene	105		20.266				ND	MU
86 1,3,5-Trimethylbenzene	105	20.368	20.368	0.000	1	421	0.0102	
89 tert-Butylbenzene	119		20.876				ND	MU
90 1,2,4-Trimethylbenzene	105	20.972	20.967	0.005	1	1070	0.0247	
91 sec-Butylbenzene	105	21.224	21.218	0.006	1	786	0.0133	
92 1,3-Dichlorobenzene	146	21.390	21.390	0.006	6	2116	0.0553	M
93 4-Isopropyltoluene	119		21.443				ND	MU
94 1,4-Dichlorobenzene	146	21.529	21.529	-0.005	72	2314	0.0590	Ma
95 Benzyl chloride	91	21.695	21.684	0.011	96	2091	0.0484	
97 n-Butylbenzene	91	22.010	22.016	-0.006	95	1976	0.0466	
96 1,2-Dichlorobenzene	146	22.037	22.026	0.011	92	1786	0.0481	
100 1,2,4-Trichlorobenzene	180	24.477	24.471	0.005	90	3945	0.1587	
101 Hexachlorobutadiene	225	24.728	24.723	0.005	1	985	0.0420	
102 Naphthalene	128	24.942	24.942	0.005	98	10837	0.2301	M

QC Flag Legend

Processing Flags

7 - Failed Limit of Detection

Review Flags

M - Manually Integrated

U - Marked Undetected

a - User Assigned ID

Reagents:

ATTO15GIS_00019	Amount Added: 20.00	Units: mL	Run Reagent

Report Date: 24-Jul-2023 12:29:13 Chrom Revision: 2.3 19-Jul-2023 18:28:48

Eurofins Burlington

Data File:	\\chromfs\Burlington\ChromData\CHG.i\20230722-56407.b\200-56407-006.D				
Injection Date:	22-Jul-2023 13:37:30	Instrument ID:	CHG.i	Operator ID:	vtp
Lims ID:	200-69154-A-8	Lab Sample ID:	200-69154-8	Worklist Smp#:	6
Client ID:	3545				
Purge Vol:	200.000 mL	Dil. Factor:	0.2000	ALS Bottle#:	5
Method:	TO15_MasterMethod_(v1)_G	Limit Group:	AI_TO15_ICAL		

Column: RTX-624 (0.32 mm) Y Scaling: Method Defined: Scale to the Nth Largest Target: 1

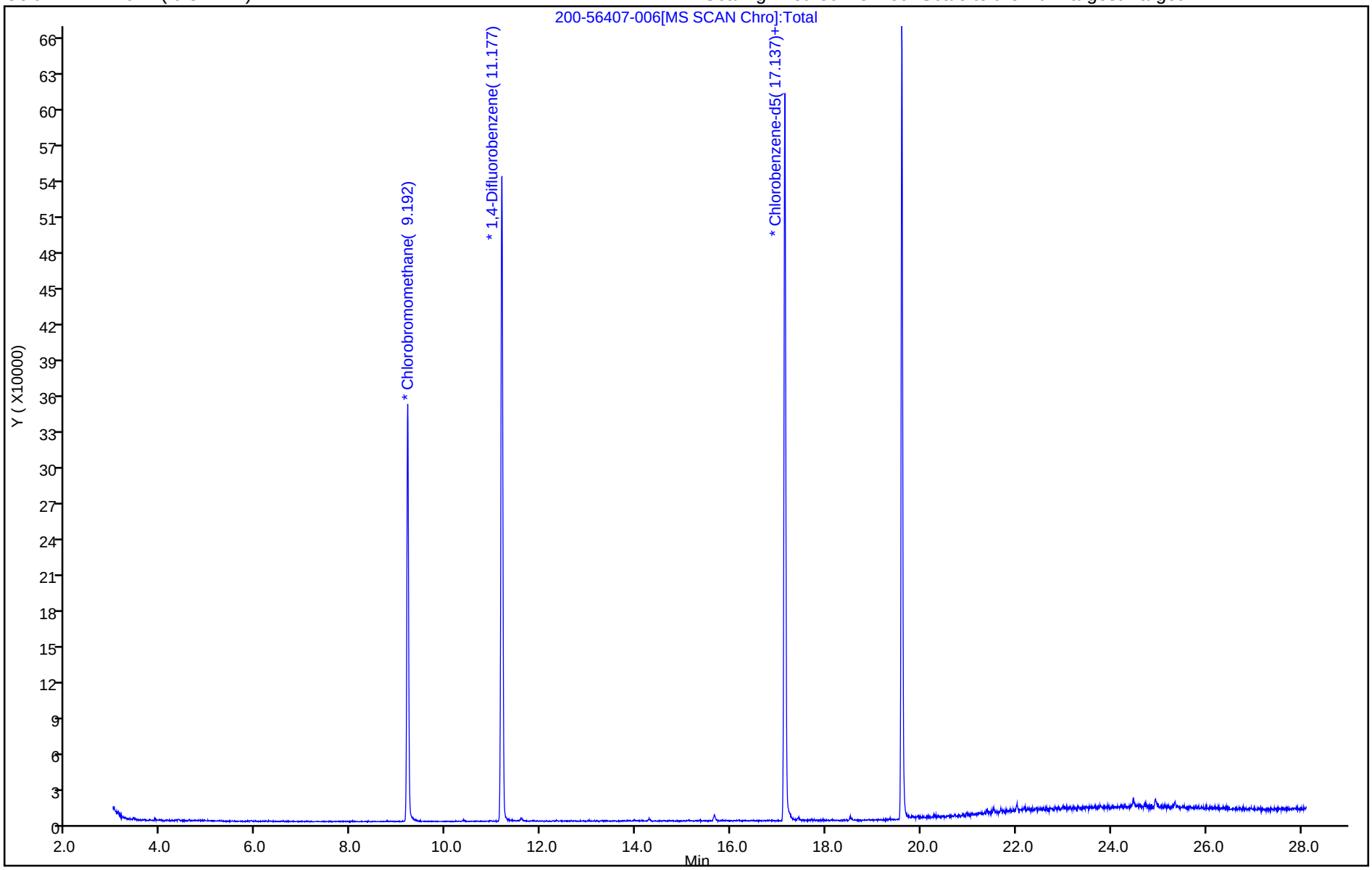

User Disabled Compound Report

Eurofins Burlington

Data File:	\\chromfs\Burlington\ChromData\CHG.i\20230722-56407.b\200-56407-006.D				
Injection Date:	22-Jul-2023 13:37:30	Instrument ID:	CHG.i		
Lims ID:	200-69154-A-8	Lab Sample ID:	200-69154-8		
Client ID:	3545				
Operator ID:	vtp	ALS Bottle#:	5	Worklist Smp#:	6
Purge Vol:	200.000 mL	Dil. Factor:	0.2000		
Method:	TO15_MasterMethod_(v1)_G	Limit Group:	AI_TO15_ICAL		
Column:	RTX-624 (0.32 mm)	Detector	MS SCAN		

44 Benzene, CAS: 71-43-2

Processing Results

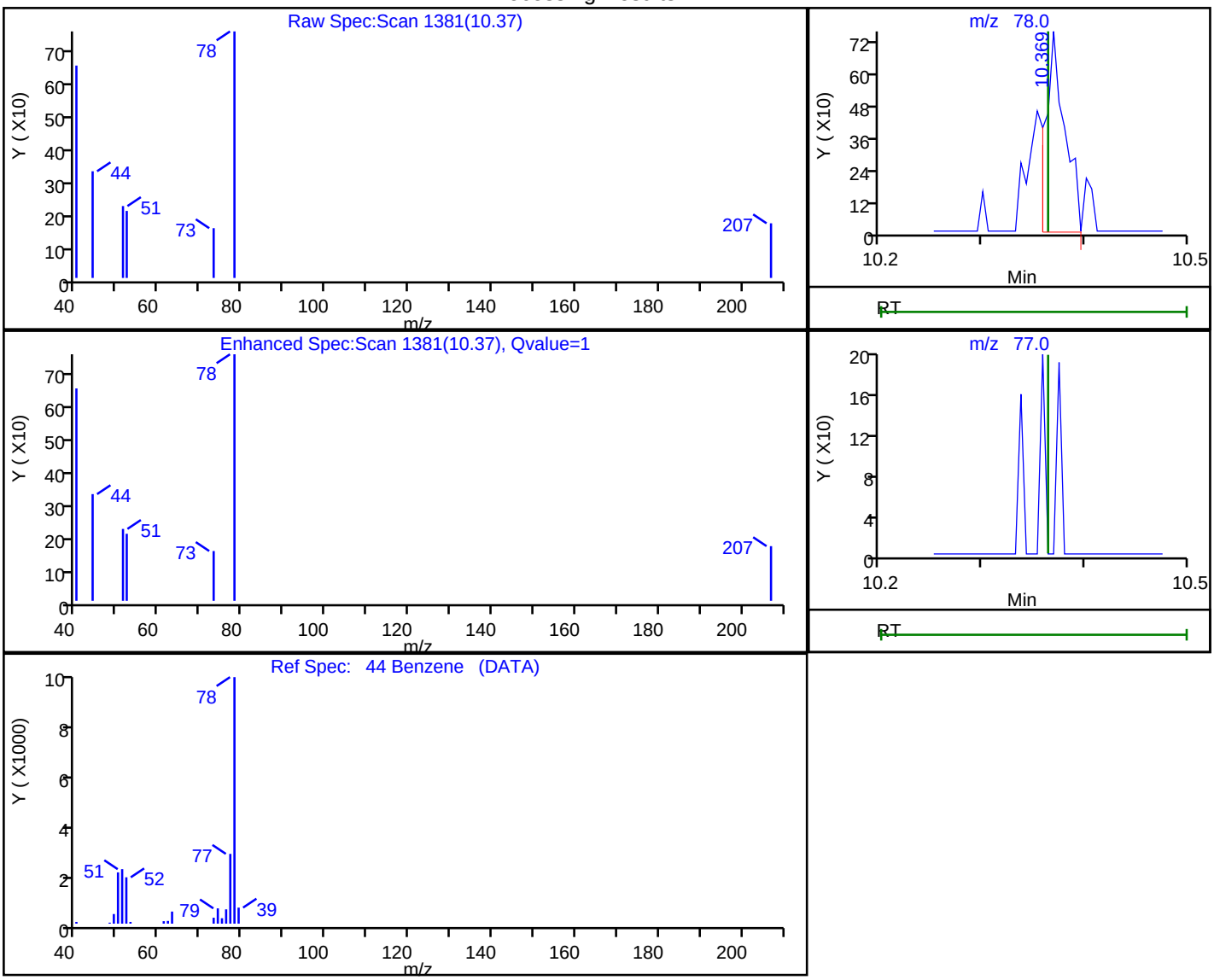

RT	Mass	Response	Amount
10.37	78.00	969	0.024176
10.36	77.00	0	

Reviewer: puangmaleek, 24-Jul-2023 12:25:51 07:00:00 (UTC)

Audit Action: Marked Compound Undetected Audit Reason: Invalid Compound ID

User Disabled Compound Report

Eurofins Burlington

Data File:	\\chromfs\Burlington\ChromData\CHG.i\20230722-56407.b\200-56407-006.D				
Injection Date:	22-Jul-2023 13:37:30	Instrument ID:	CHG.i		
Lims ID:	200-69154-A-8	Lab Sample ID:	200-69154-8		
Client ID:	3545				
Operator ID:	vtp	ALS Bottle#:	5	Worklist Smp#:	6
Purge Vol:	200.000 mL	Dil. Factor:	0.2000		
Method:	TO15_MasterMethod_(v1)_G	Limit Group:	AI_TO15_ICAL		
Column:	RTX-624 (0.32 mm)	Detector	MS SCAN		

83 N-Propylbenzene, CAS: 103-65-1

Processing Results

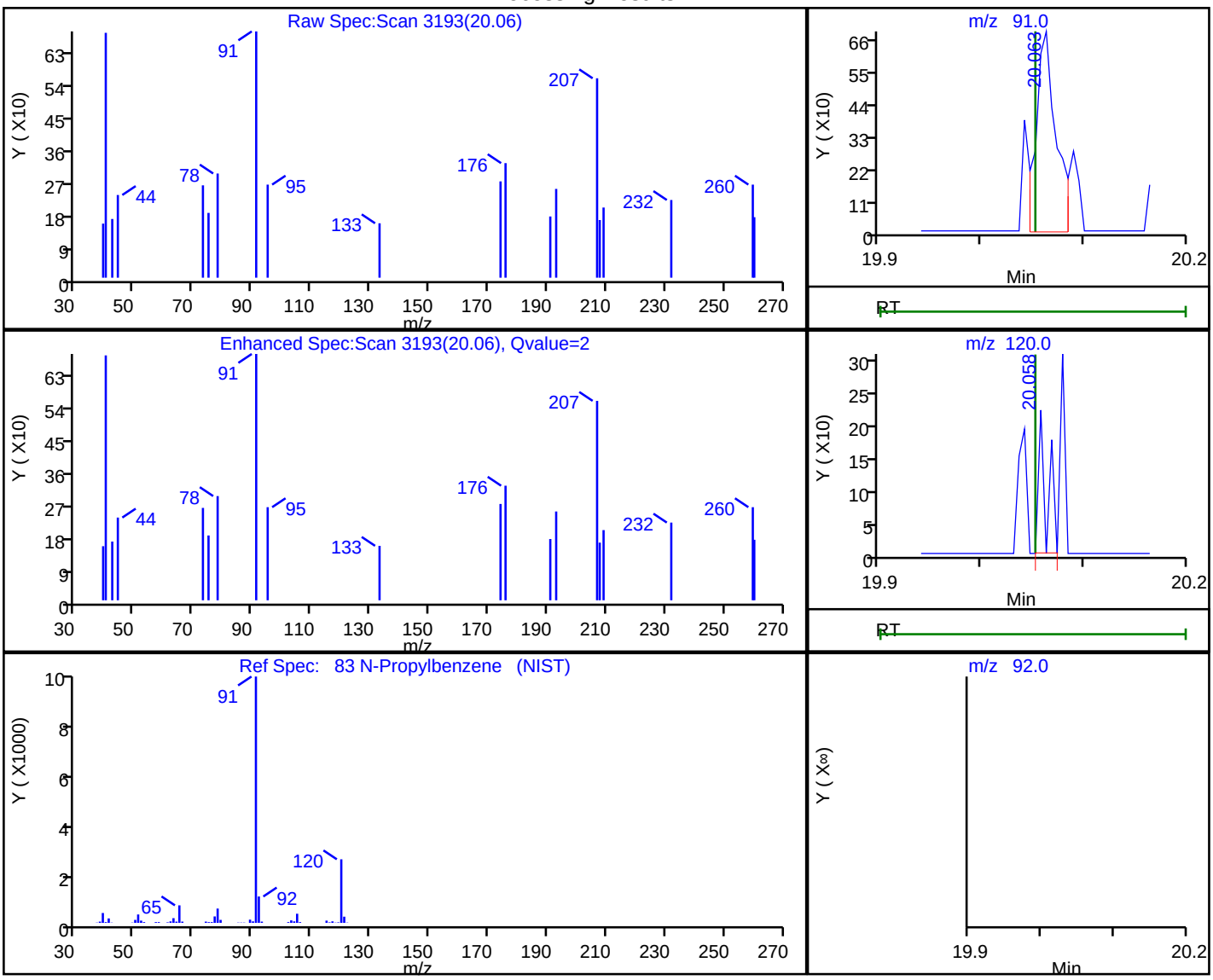

RT	Mass	Response	Amount
20.06	91.00	939	0.014951
20.06	120.00	128	
20.05	92.00	0	

Reviewer: puangmaleek, 24-Jul-2023 12:27:18 07:00:00 (UTC)

Audit Action: Marked Compound Undetected Audit Reason: Invalid Compound ID

User Disabled Compound Report

Eurofins Burlington

Data File:	\\chromfs\Burlington\ChromData\CHG.i\20230722-56407.b\200-56407-006.D				
Injection Date:	22-Jul-2023 13:37:30	Instrument ID:	CHG.i		
Lims ID:	200-69154-A-8	Lab Sample ID:	200-69154-8		
Client ID:	3545				
Operator ID:	vtp	ALS Bottle#:	5	Worklist Smp#:	6
Purge Vol:	200.000 mL	Dil. Factor:	0.2000		
Method:	TO15_MasterMethod_(v1)_G	Limit Group:	AI_TO15_ICAL		
Column:	RTX-624 (0.32 mm)	Detector	MS SCAN		

85 4-Ethyltoluene, CAS: 622-96-8

Processing Results

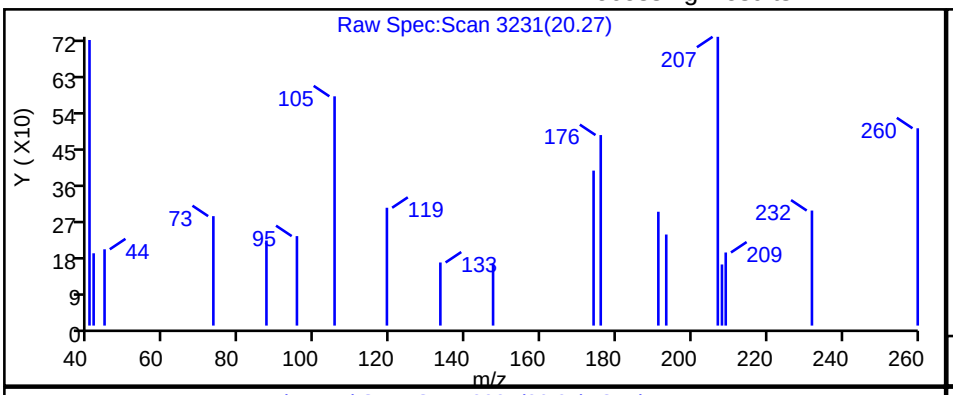

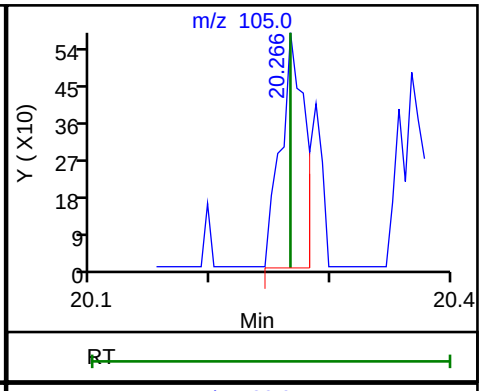

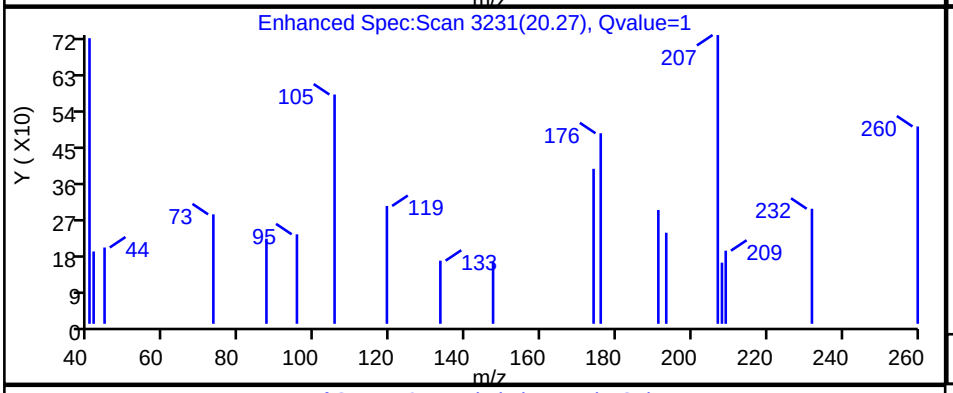

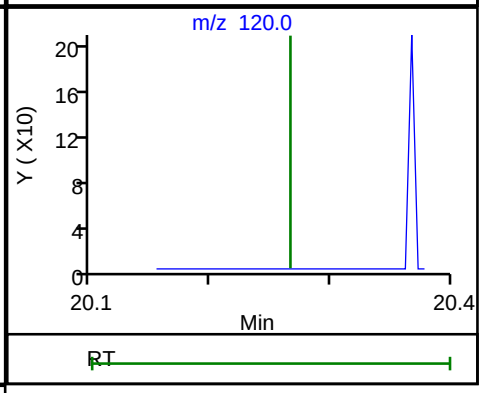

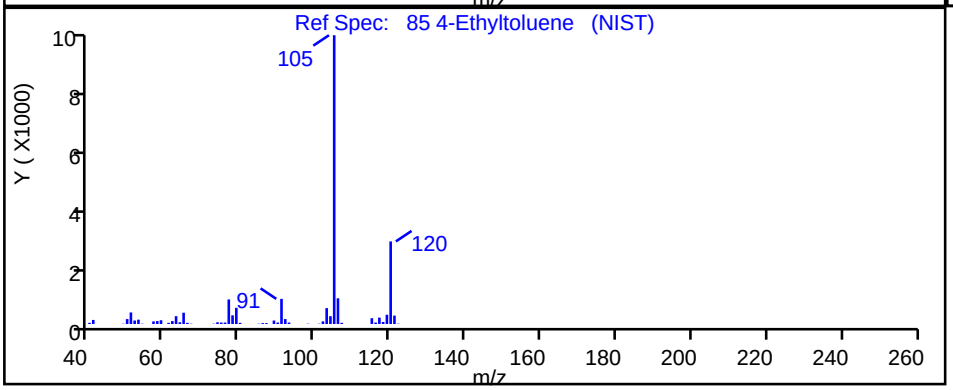

RT	Mass	Response	Amount
20.27	105.00	792	0.015564
20.27	120.00	0	

Reviewer: puangmaleek, 24-Jul-2023 12:27:29 07:00:00 (UTC)

Audit Action: Marked Compound Undetected Audit Reason: Invalid Compound ID

User Disabled Compound Report

Eurofins Burlington

Data File:	\\chromfs\Burlington\ChromData\CHG.i\20230722-56407.b\200-56407-006.D				
Injection Date:	22-Jul-2023 13:37:30	Instrument ID:	CHG.i		
Lims ID:	200-69154-A-8	Lab Sample ID:	200-69154-8		
Client ID:	3545				
Operator ID:	vtp	ALS Bottle#:	5	Worklist Smp#:	6
Purge Vol:	200.000 mL	Dil. Factor:	0.2000		
Method:	TO15_MasterMethod_(v1)_G	Limit Group:	AI_TO15_ICAL		
Column:	RTX-624 (0.32 mm)	Detector	MS SCAN		

89 tert-Butylbenzene, CAS: 98-06-6

Processing Results

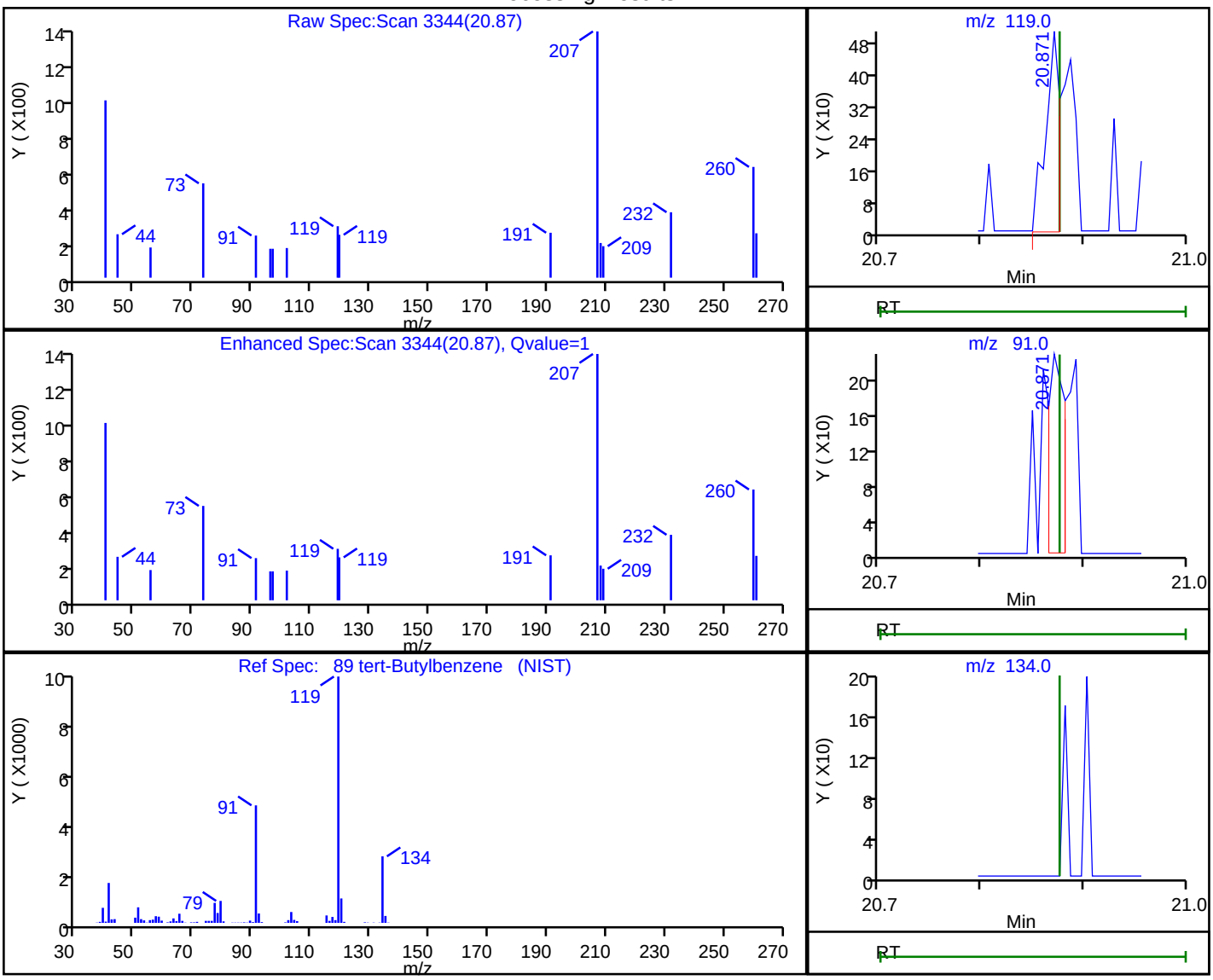

RT	Mass	Response	Amount
20.87	119.00	479	0.012128
20.87	91.00	245	
20.88	134.00	0	

Reviewer: puangmaleek, 24-Jul-2023 12:27:39 07:00:00 (UTC)

Audit Action: Marked Compound Undetected Audit Reason: Invalid Compound ID

User Disabled Compound Report

Eurofins Burlington

Data File:	\\chromfs\Burlington\ChromData\CHG.i\20230722-56407.b\200-56407-006.D				
Injection Date:	22-Jul-2023 13:37:30	Instrument ID:	CHG.i		
Lims ID:	200-69154-A-8	Lab Sample ID:	200-69154-8		
Client ID:	3545				
Operator ID:	vtp	ALS Bottle#:	5	Worklist Smp#:	6
Purge Vol:	200.000 mL	Dil. Factor:	0.2000		
Method:	TO15_MasterMethod_(v1)_G	Limit Group:	AI_TO15_ICAL		
Column:	RTX-624 (0.32 mm)	Detector	MS SCAN		

93 4-Isopropyltoluene, CAS: 99-87-6

Processing Results

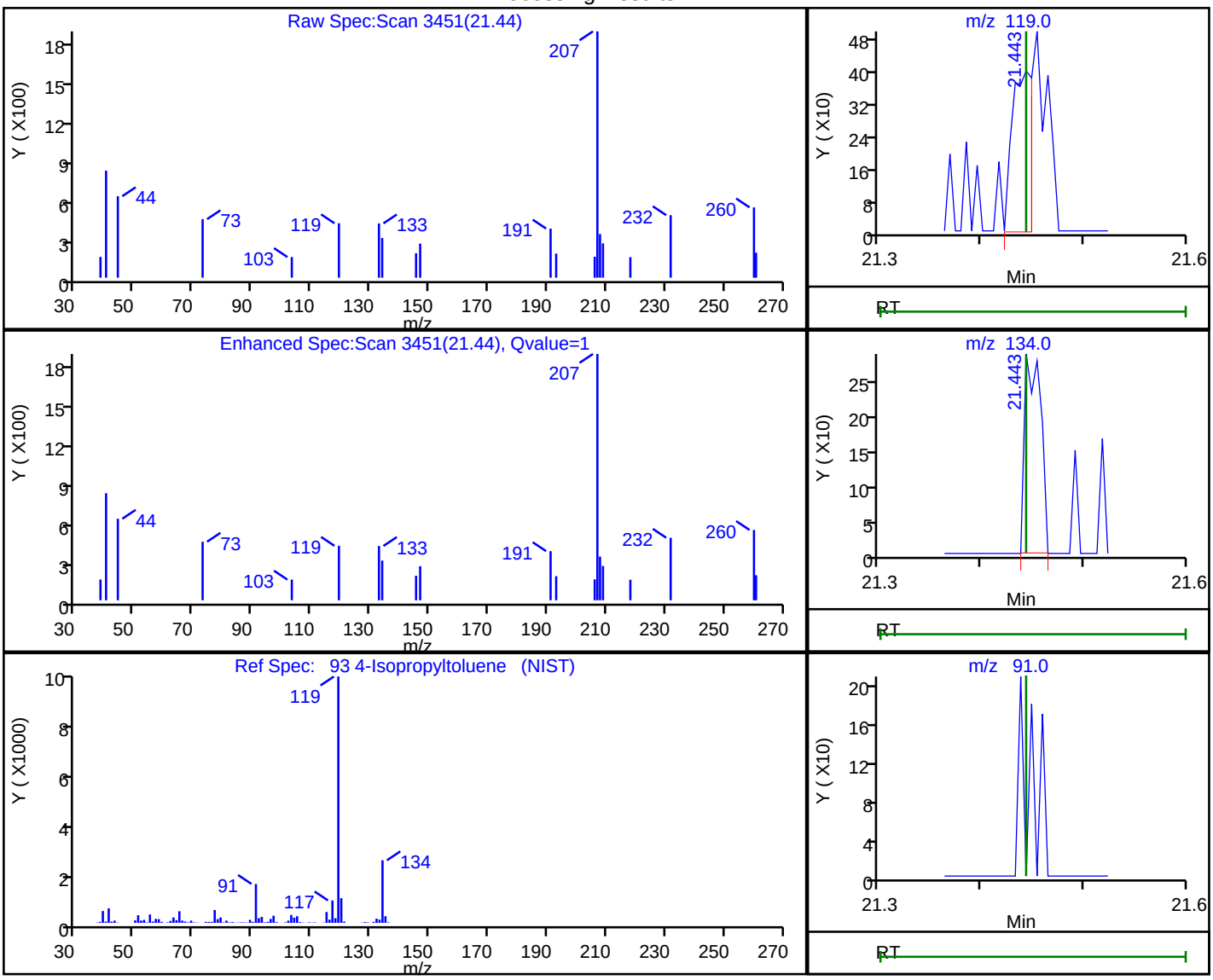

RT	Mass	Response	Amount
21.44	119.00	555	0.011754
21.44	134.00	319	
21.44	91.00	0	

Reviewer: puangmaleek, 24-Jul-2023 12:28:29 07:00:00 (UTC)

Audit Action: Marked Compound Undetected Audit Reason: Invalid Compound ID

Manual Integration/User Assign Peak Report

Eurofins Burlington

Data File:	\\chromfs\Burlington\ChromData\CHG.i\20230722-56407.b\200-56407-006.D				
Injection Date:	22-Jul-2023 13:37:30	Instrument ID:	CHG.i		
Lims ID:	200-69154-A-8	Lab Sample ID:	200-69154-8		
Client ID:	3545				
Operator ID:	vtp	ALS Bottle#:	5	Worklist Smp#:	6
Purge Vol:	200.000 mL	Dil. Factor:	0.2000		
Method:	TO15_MasterMethod_(v1)_G	Limit Group:	AI_TO15_ICAL		
Column:	RTX-624 (0.32 mm)	Detector	MS SCAN		

92 1,3-Dichlorobenzene, CAS: 541-73-1

Signal: 1

Processing Integration Results

RT: 21.37
Area: 646
Amount: 0.016892
Amount Units: ppb v/v

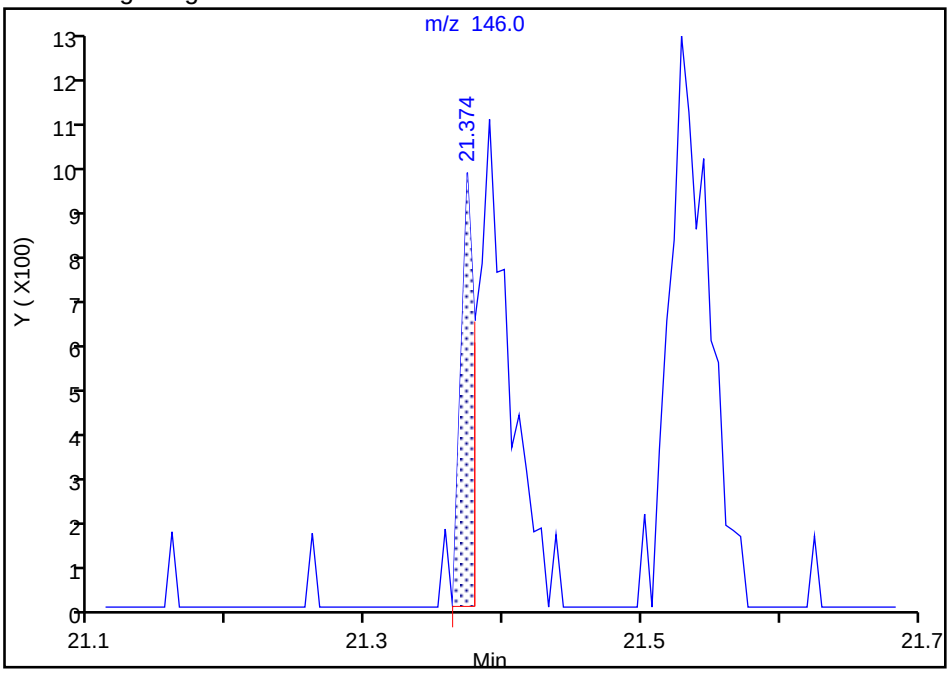

Manual Integration Results

RT: 21.39
Area: 2116
Amount: 0.055332
Amount Units: ppb v/v

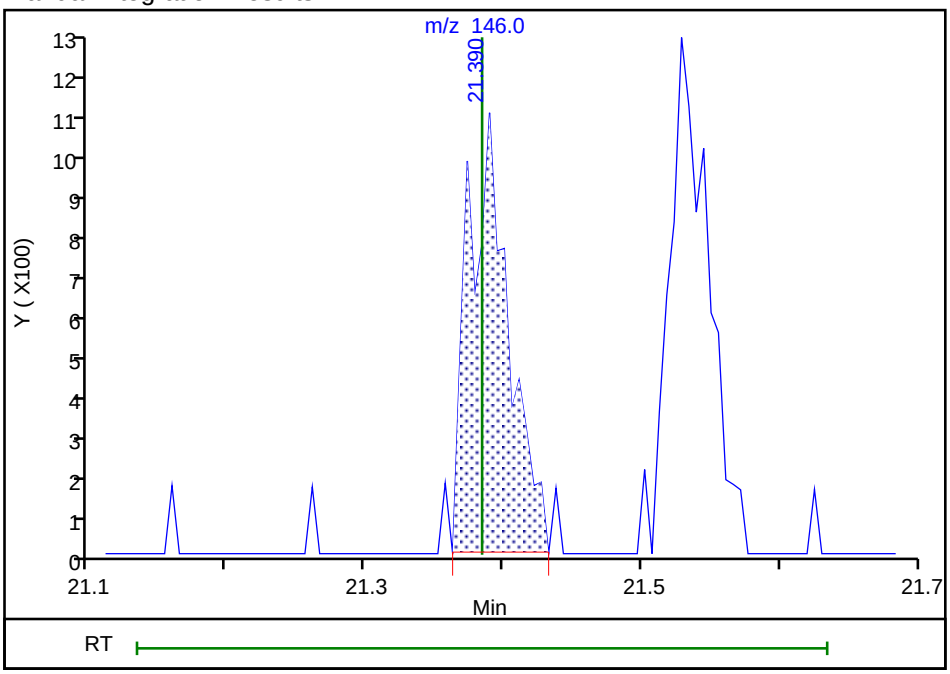

Reviewer: puangmaleek, 24-Jul-2023 12:28:18 07:00:00 (UTC)

Audit Action: Manually Integrated Audit Reason: Assign Peak

Manual Integration/User Assign Peak Report

Eurofins Burlington

Data File:	\\chromfs\Burlington\ChromData\CHG.i\20230722-56407.b\200-56407-006.D				
Injection Date:	22-Jul-2023 13:37:30	Instrument ID:	CHG.i		
Lims ID:	200-69154-A-8	Lab Sample ID:	200-69154-8		
Client ID:	3545				
Operator ID:	vtp	ALS Bottle#:	5	Worklist Smp#:	6
Purge Vol:	200.000 mL	Dil. Factor:	0.2000		
Method:	TO15_MasterMethod_(v1)_G	Limit Group:	AI_TO15_ICAL		
Column:	RTX-624 (0.32 mm)	Detector	MS SCAN		

94 1,4-Dichlorobenzene, CAS: 106-46-7

Signal: 1

Processing Integration Results

RT: 21.39
Area: 1670
Amount: 0.042604
Amount Units: ppb v/v

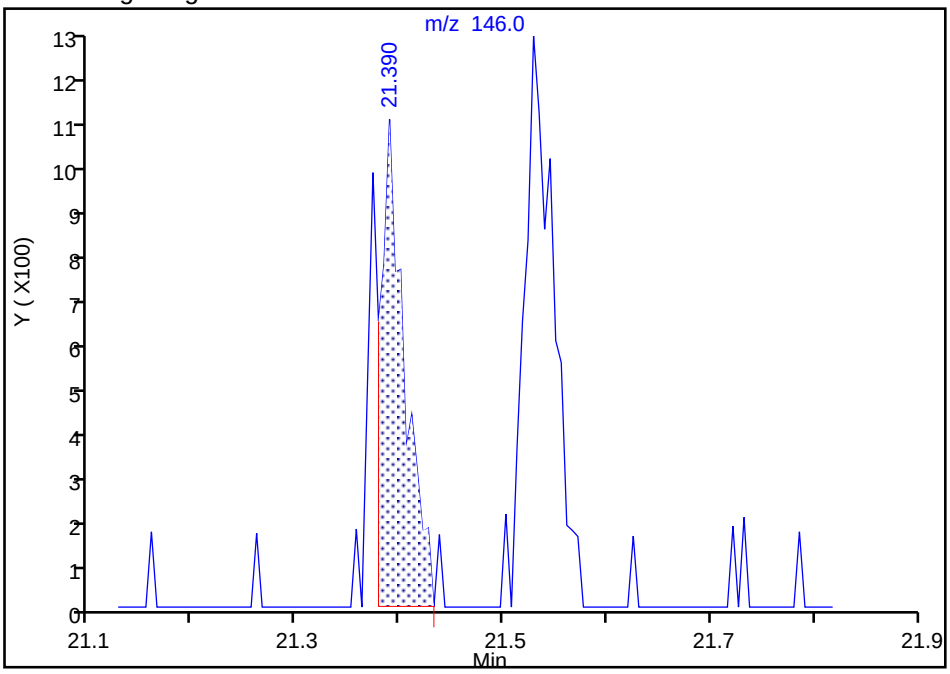

Manual Integration Results

RT: 21.53
Area: 2314
Amount: 0.059033
Amount Units: ppb v/v

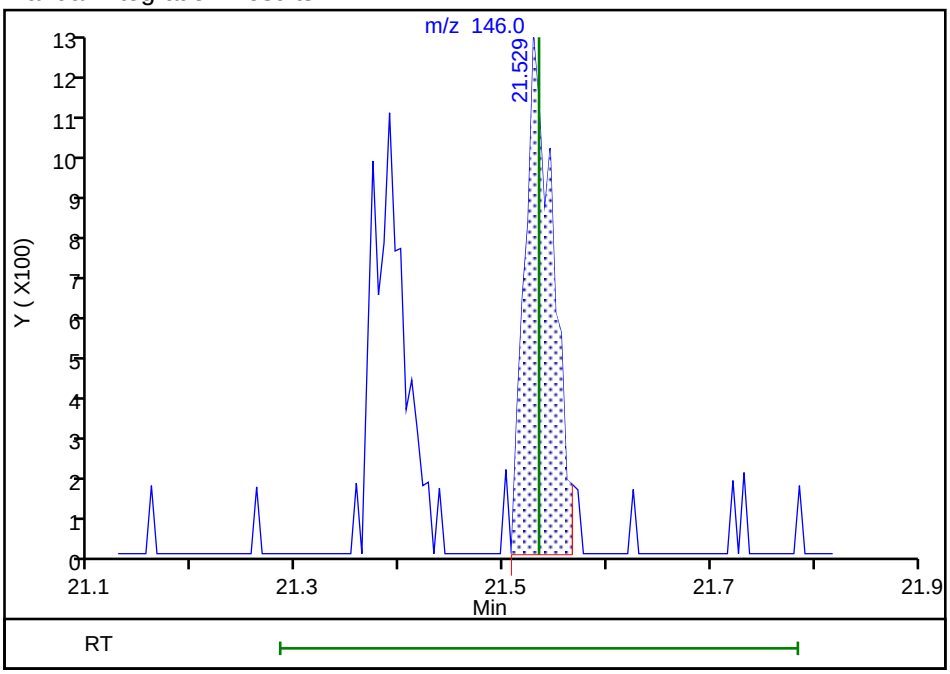

Reviewer: puangmaleek, 24-Jul-2023 12:28:37 07:00:00 (UTC)

Audit Action: Assigned Compound ID Audit Reason: Assign Peak

Manual Integration/User Assign Peak Report

Eurofins Burlington

Data File:	\\chromfs\Burlington\ChromData\CHG.i\20230722-56407.b\200-56407-006.D				
Injection Date:	22-Jul-2023 13:37:30	Instrument ID:	CHG.i		
Lims ID:	200-69154-A-8	Lab Sample ID:	200-69154-8		
Client ID:	3545				
Operator ID:	vtp	ALS Bottle#:	5	Worklist Smp#:	6
Purge Vol:	200.000 mL	Dil. Factor:	0.2000		
Method:	TO15_MasterMethod_(v1)_G	Limit Group:	AI_TO15_ICAL		
Column:	RTX-624 (0.32 mm)	Detector	MS SCAN		

102 Naphthalene, CAS: 91-20-3

Signal: 1

Processing Integration Results

RT: 24.94
Area: 7627
Amount: 0.161967
Amount Units: ppb v/v

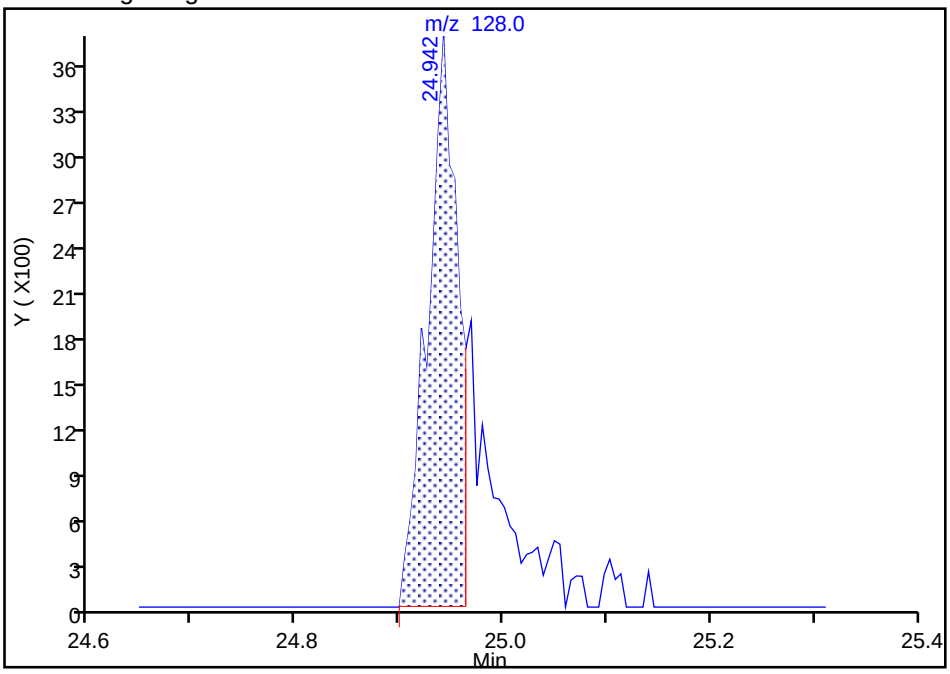

Manual Integration Results

RT: 24.94
Area: 10837
Amount: 0.230134
Amount Units: ppb v/v

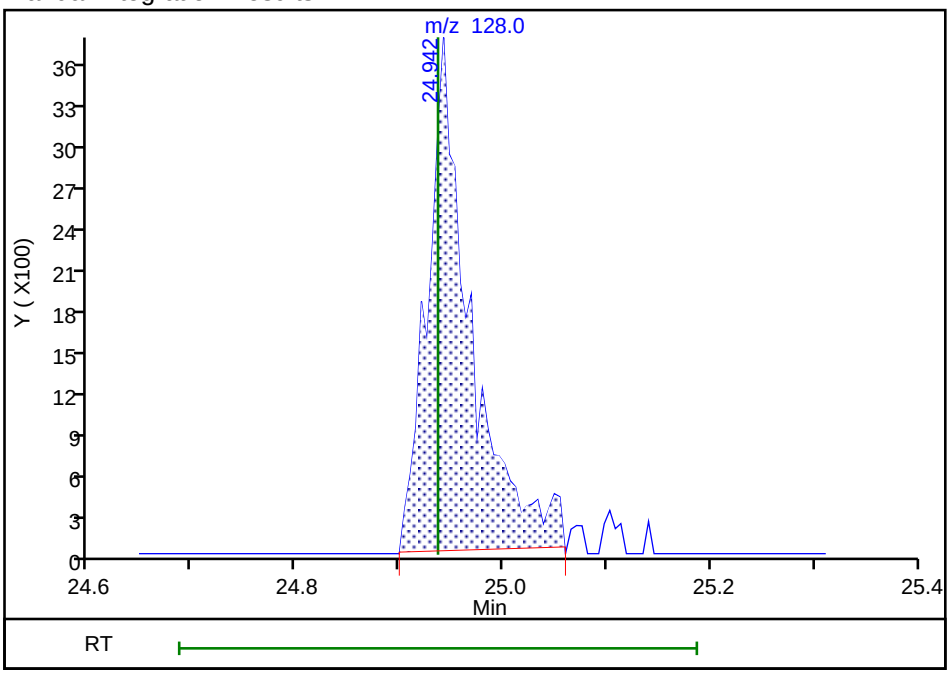

Reviewer: puangmaleek, 24-Jul-2023 12:29:06 07:00:00 (UTC)

Audit Action: Manually Integrated Audit Reason: Assign Peak

FORM I
AIR - GC/MS VOA ORGANICS ANALYSIS DATA SHEET

Lab Name: Eurofins Burlington
Job No.: 200-69230-1
SDG No.:
Client Sample ID: 5021
Lab Sample ID: 200-69230-12
Matrix: Air
Lab File ID: 56475_026.D
Analysis Method: TO-15
Date Collected: 07/26/2023 00:00
Sample wt/vol: 1000(mL)
Date Analyzed: 07/29/2023 05:39
Soil Aliquot Vol:
Dilution Factor: 0.2
Soil Extract Vol.:
GC Column: RTX-624 ID: 0.32(mm)
Purge Volume:
Heated Purge: (Y/N) pH:
% Moisture: % Solids:
Level: (low/med) Low
Analysis Batch No.: 194008
Units: ppb v/v

CAS NO.	COMPOUND NAME	RESULT	Q	RL	RL
115-07-1	Propylene	1.0	U	1.0	1.0
75-71-8	Dichlorodifluoromethane	0.10	U	0.10	0.10
75-45-6	Freon 22	0.10	U	0.10	0.10
76-14-2	1,2-Dichlorotetrafluoroethane	0.040	U	0.040	0.040
74-87-3	Chloromethane	0.10	U	0.10	0.10
106-97-8	n-Butane	0.10	U	0.10	0.10
75-01-4	Vinyl chloride	0.040	U	0.040	0.040
106-99-0	1,3-Butadiene	0.040	U	0.040	0.040
74-83-9	Bromomethane	0.040	U	0.040	0.040
75-00-3	Chloroethane	0.10	U	0.10	0.10
593-60-2	Bromoethene(Vinyl Bromide)	0.040	U	0.040	0.040
75-69-4	Trichlorofluoromethane	0.040	U	0.040	0.040
64-17-5	Ethanol	1.0	U	1.0	1.0
76-13-1	Freon TF	0.040	U	0.040	0.040
75-35-4	1,1-Dichloroethene	0.040	U	0.040	0.040
67-64-1	Acetone	1.0	U	1.0	1.0
67-63-0	Isopropyl alcohol	1.0	U	1.0	1.0
75-15-0	Carbon disulfide	0.10	U	0.10	0.10
107-05-1	3-Chloropropene	0.10	U	0.10	0.10
75-09-2	Methylene Chloride	0.10	U	0.10	0.10
75-65-0	tert-Butyl alcohol	1.0	U	1.0	1.0
1634-04-4	Methyl tert-butyl ether	0.040	U	0.040	0.040
156-60-5	trans-1,2-Dichloroethene	0.040	U	0.040	0.040
110-54-3	n-Hexane	0.10	U	0.10	0.10
75-34-3	1,1-Dichloroethane	0.040	U	0.040	0.040
108-05-4	Vinyl acetate	1.0	U	1.0	1.0
141-78-6	Ethyl acetate	1.0	U	1.0	1.0
78-93-3	Methyl Ethyl Ketone	0.10	U	0.10	0.10
156-59-2	cis-1,2-Dichloroethene	0.040	U	0.040	0.040
540-59-0	1,2-Dichloroethene, Total	0.080	U	0.080	0.080
67-66-3	Chloroform	0.040	U	0.040	0.040
109-99-9	Tetrahydrofuran	1.0	U	1.0	1.0
71-55-6	1,1,1-Trichloroethane	0.040	U	0.040	0.040
110-82-7	Cyclohexane	0.040	U	0.040	0.040

FORM I
AIR - GC/MS VOA ORGANICS ANALYSIS DATA SHEET

Lab Name: Eurofins Burlington
Job No.: 200-69230-1
SDG No.:
Client Sample ID: 5021
Lab Sample ID: 200-69230-12
Matrix: Air
Lab File ID: 56475_026.D
Analysis Method: TO-15
Date Collected: 07/26/2023 00:00
Sample wt/vol: 1000(mL)
Date Analyzed: 07/29/2023 05:39
Soil Aliquot Vol:
Dilution Factor: 0.2
Soil Extract Vol.:
GC Column: RTX-624 ID: 0.32(mm)
Purge Volume:
Heated Purge: (Y/N) pH:
% Moisture: % Solids:
Level: (low/med) Low
Analysis Batch No.: 194008
Units: ppb v/v

CAS NO.	COMPOUND NAME	RESULT	Q	RL	RL
56-23-5	Carbon tetrachloride	0.040	U	0.040	0.040
540-84-1	2,2,4-Trimethylpentane	0.040	U	0.040	0.040
71-43-2	Benzene	0.040	U	0.040	0.040
107-06-2	1,2-Dichloroethane	0.040	U	0.040	0.040
142-82-5	n-Heptane	0.040	U	0.040	0.040
79-01-6	Trichloroethene	0.040	U	0.040	0.040
80-62-6	Methyl methacrylate	0.10	U	0.10	0.10
78-87-5	1,2-Dichloropropane	0.040	U	0.040	0.040
123-91-1	1,4-Dioxane	1.0	U	1.0	1.0
75-27-4	Bromodichloromethane	0.040	U	0.040	0.040
10061-01-5	cis-1,3-Dichloropropene	0.040	U	0.040	0.040
108-10-1	methyl isobutyl ketone	0.10	U	0.10	0.10
108-88-3	Toluene	0.040	U	0.040	0.040
10061-02-6	trans-1,3-Dichloropropene	0.040	U	0.040	0.040
79-00-5	1,1,2-Trichloroethane	0.040	U	0.040	0.040
127-18-4	Tetrachloroethene	0.040	U	0.040	0.040
591-78-6	Methyl Butyl Ketone (2-Hexanone)	0.10	U	0.10	0.10
124-48-1	Dibromochloromethane	0.040	U	0.040	0.040
106-93-4	1,2-Dibromoethane	0.040	U	0.040	0.040
108-90-7	Chlorobenzene	0.040	U	0.040	0.040
100-41-4	Ethylbenzene	0.040	U	0.040	0.040
179601-23-1	m,p-Xylene	0.10	U	0.10	0.10
95-47-6	Xylene, o-	0.040	U	0.040	0.040
1330-20-7	Xylene (total)	0.14	U	0.14	0.14
100-42-5	Styrene	0.040	U	0.040	0.040
75-25-2	Bromoform	0.040	U	0.040	0.040
98-82-8	Cumene	0.040	U	0.040	0.040
79-34-5	1,1,2,2-Tetrachloroethane	0.040	U	0.040	0.040
103-65-1	n-Propylbenzene	0.040	U	0.040	0.040
622-96-8	4-Ethyltoluene	0.040	U	0.040	0.040
108-67-8	1,3,5-Trimethylbenzene	0.040	U	0.040	0.040
95-49-8	2-Chlorotoluene	0.040	U	0.040	0.040
98-06-6	tert-Butylbenzene	0.040	U	0.040	0.040
95-63-6	1,2,4-Trimethylbenzene	0.040	U	0.040	0.040

FORM I
AIR - GC/MS VOA ORGANICS ANALYSIS DATA SHEET

Lab Name: Eurofins Burlington
Job No.: 200-69230-1
SDG No.:
Client Sample ID: 5021
Lab Sample ID: 200-69230-12
Matrix: Air
Lab File ID: 56475_026.D
Analysis Method: TO-15
Date Collected: 07/26/2023 00:00
Sample wt/vol: 1000(mL)
Date Analyzed: 07/29/2023 05:39
Soil Aliquot Vol:
Dilution Factor: 0.2
Soil Extract Vol.:
GC Column: RTX-624 ID: 0.32(mm)
Purge Volume:
Heated Purge: (Y/N) pH:
% Moisture: % Solids:
Level: (low/med) Low
Analysis Batch No.: 194008
Units: ppb v/v

CAS NO.	COMPOUND NAME	RESULT	Q	RL	RL
135-98-8	sec-Butylbenzene	0.040	U	0.040	0.040
99-87-6	4-Isopropyltoluene	0.040	U	0.040	0.040
541-73-1	1,3-Dichlorobenzene	0.040	U	0.040	0.040
106-46-7	1,4-Dichlorobenzene	0.040	U	0.040	0.040
100-44-7	Benzyl chloride	0.040	U	0.040	0.040
104-51-8	n-Butylbenzene	0.040	U	0.040	0.040
95-50-1	1,2-Dichlorobenzene	0.040	U	0.040	0.040
120-82-1	1,2,4-Trichlorobenzene	0.10	U	0.10	0.10
87-68-3	Hexachlorobutadiene	0.040	U	0.040	0.040
91-20-3	Naphthalene	0.10	U	0.10	0.10

Eurofins Burlington
Target Compound Quantitation Report

Data File: \\chromfs\Burlington\ChromData\CHAN.i\20230728-56475.b\56475_026.D
Lims ID: 200-69230-A-12
Client ID: 5021
Sample Type: Client
Inject. Date: 29-Jul-2023 05:39:27 ALS Bottle#: 0 Worklist Smp#: 26
Purge Vol: 200.000 mL Dil. Factor: 0.2000
Sample Info: 200-0056475-026
Misc. Info.: 69230-12
Operator ID: Instrument ID: CHAN.i

Method: \\chromfs\Burlington\ChromData\CHAN.i\20230728-56475.b\TO15_TO3_Master_Method_AN.m
Limit Group: AI_TO15_ICAL
Last Update: 31-Jul-2023 07:49:12 Calib Date: 24-Jul-2023 23:54:06
Integrator: RTE ID Type: Deconvolution ID
Quant Method: Internal Standard Quant By: Initial Calibration
Last ICal File: \\chromfs\Burlington\ChromData\CHAN.i\20230724-56417.b\56417_012.D

Column 1 : RTX-624 (0.32 mm) Det: MS SCAN
Process Host: CTX1661

First Level Reviewer: puangmaleek Date: 31-Jul-2023 07:49:12

Compound	Sig	RT (min.)	Adj RT (min.)	Dlt RT (min.)	Q	Response	OnCol Amt ppb v/v	Flags
1 Propene	41		4.396				ND	
2 Dichlorodifluoromethane	85		4.492				ND	
3 Chlorodifluoromethane	51		4.540				ND	
4 1,2-Dichloro-1,1,2,2-tetrafluoro	85		4.861				ND	
5 Chloromethane	50		4.990				ND	
7 Butane	43		5.295				ND	7
6 Vinyl chloride	62		5.295				ND	
8 Butadiene	54		5.412				ND	
9 Bromomethane	94		6.140				ND	
10 Chloroethane	64		6.413				ND	
13 Vinyl bromide	106		6.835				ND	
14 Trichlorofluoromethane	101		6.996				ND	
16 Ethanol	45		7.370				ND	
20 1,1-Dichloroethene	96		8.060				ND	
21 1,1,2-Trichloro-1,2,2-trifluoroe	101		8.098				ND	
22 Acetone	43		8.141				ND	7
23 Isopropyl alcohol	45		8.430				ND	7
24 Carbon disulfide	76		8.462				ND	7
26 3-Chloro-1-propene	41		8.761				ND	
27 Methylene Chloride	49		8.997				ND	7
28 2-Methyl-2-propanol	59		9.200				ND	7
31 Methyl tert-butyl ether	73		9.489				ND	
30 trans-1,2-Dichloroethene	61		9.489				ND	
32 Hexane	57		9.997				ND	MU
S 35 1,2-Dichloroethene, Total	61		10.200				ND	7
33 1,1-Dichloroethane	63		10.270				ND	
34 Vinyl acetate	43		10.270				ND	
36 2-Butanone (MEK)	72		11.238				ND	
37 cis-1,2-Dichloroethene	96		11.270				ND	
38 Ethyl acetate	88		11.318				ND	
* 39 Chlorobromomethane	128	11.677	11.682	-0.005	92	130921	10.0	

Compound	Sig	RT (min.)	Adj RT (min.)	Dlt RT (min.)	Q	Response	OnCol Amt ppb v/v	Flags
40 Tetrahydrofuran	42		11.709				ND	
41 Chloroform	83		11.859				ND	
42 1,1,1-Trichloroethane	97		12.158				ND	
43 Cyclohexane	84		12.287				ND	
44 Carbon tetrachloride	117		12.431				ND	
45 Benzene	78		12.784				ND	
46 1,2-Dichloroethane	62		12.865				ND	
47 Isooctane	57		12.993				ND	
48 n-Heptane	43		13.292				ND	
* 49 1,4-Difluorobenzene	114	13.517	13.517	0.000	98	652432	10.0	
51 Trichloroethene	95		13.951				ND	
53 1,2-Dichloropropane	63		14.416				ND	
54 Methyl methacrylate	69		14.491				ND	
55 1,4-Dioxane	88		14.534				ND	
57 Dibromomethane	174		14.571				ND	
58 Dichlorobromomethane	83		14.881				ND	
59 cis-1,3-Dichloropropene	75		15.684				ND	
61 4-Methyl-2-pentanone (MIBK)	43		15.946				ND	
62 Toluene	92		16.315				ND	
66 trans-1,3-Dichloropropene	75		16.738				ND	
67 1,1,2-Trichloroethane	83		17.112				ND	
68 Tetrachloroethene	166	17.294	17.299	-0.005	86	866	0.0264	
69 2-Hexanone	43		17.524				ND	
70 Chlorodibromomethane	129		17.850				ND	
71 Ethylene Dibromide	107		18.086				ND	
* 73 Chlorobenzene-d5	117	18.995	18.995	0.000	97	569026	10.0	
74 Chlorobenzene	112		19.054				ND	
75 Ethylbenzene	91		19.241				ND	7
76 m-Xylene & p-Xylene	106	19.498	19.498	0.000	0	1549	0.0357	
S 80 Xylenes, Total	106				0		0.0357	
78 o-Xylene	106		20.274				ND	
79 Styrene	104		20.306				ND	
81 Bromoform	173		20.648				ND	
82 Isopropylbenzene	105		20.948				ND	
83 1,1,2,2-Tetrachloroethane	83		21.462				ND	7
85 N-Propylbenzene	91		21.649				ND	
86 2-Chlorotoluene	91		21.793				ND	
87 4-Ethyltoluene	105		21.841				ND	
88 1,3,5-Trimethylbenzene	105		21.932				ND	
91 tert-Butylbenzene	119		22.409				ND	
92 1,2,4-Trimethylbenzene	105		22.494				ND	
93 sec-Butylbenzene	105		22.729				ND	
94 1,3-Dichlorobenzene	146		22.901				ND	
95 4-Isopropyltoluene	119		22.938				ND	
96 1,4-Dichlorobenzene	146		23.040				ND	
97 Benzyl chloride	91		23.195				ND	
98 n-Butylbenzene	91		23.500				ND	
99 1,2-Dichlorobenzene	146		23.537				ND	
102 1,2,4-Trichlorobenzene	180		26.009				ND	
103 Hexachlorobutadiene	225		26.250				ND	
104 Naphthalene	128		26.501				ND	

QC Flag Legend

Processing Flags

7 - Failed Limit of Detection

Review Flags

U - Marked Undetected

Reagents:

ATTO15CISs_00012	Amount Added: 20.00	Units: mL	Run Reagent

Report Date: 31-Jul-2023 07:49:12 Chrom Revision: 2.3 26-Jul-2023 13:45:38

Eurofins Burlington

Data File:	\\chromfs\Burlington\ChromData\CHAN.i\20230728-56475.b\56475_026.D				
Injection Date:	29-Jul-2023 05:39:27	Instrument ID:	CHAN.i	Operator ID:	
Lims ID:	200-69230-A-12	Lab Sample ID:	200-69230-12	Worklist Smp#:	26
Client ID:	5021				
Purge Vol:	200.000 mL	Dil. Factor:	0.2000	ALS Bottle#:	0
Method:	TO15_TO3_Master_Method_AN	Limit Group:	AI_TO15_ICAL		

Column: RTX-624 (0.32 mm) Y Scaling: Method Defined: Scale to the Nth Largest Target: 1

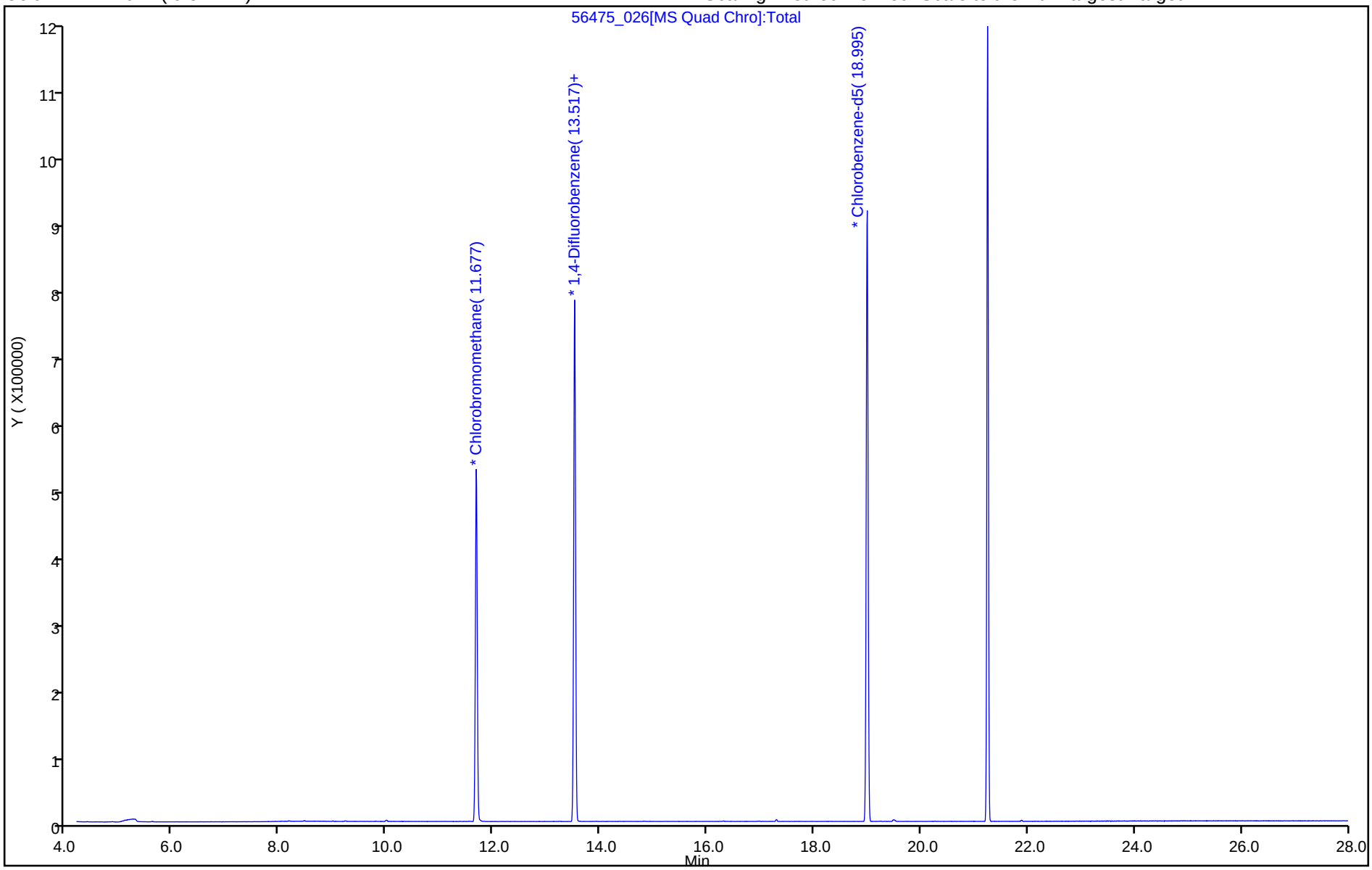

User Disabled Compound Report

Eurofins Burlington

Data File:	\\chromfs\Burlington\ChromData\CHAN.i\20230728-56475.b\56475_026.D				
Injection Date:	29-Jul-2023 05:39:27	Instrument ID:	CHAN.i		
Lims ID:	200-69230-A-12	Lab Sample ID:	200-69230-12		
Client ID:	5021				
Operator ID:		ALS Bottle#:	0	Worklist Smp#:	26
Purge Vol:	200.000 mL	Dil. Factor:	0.2000		
Method:	TO15_TO3_Master_Method_AN	Limit Group:	AI_TO15_ICAL		
Column:	RTX-624 (0.32 mm)	Detector	MS SCAN		

32 Hexane, CAS: 110-54-3

Processing Results

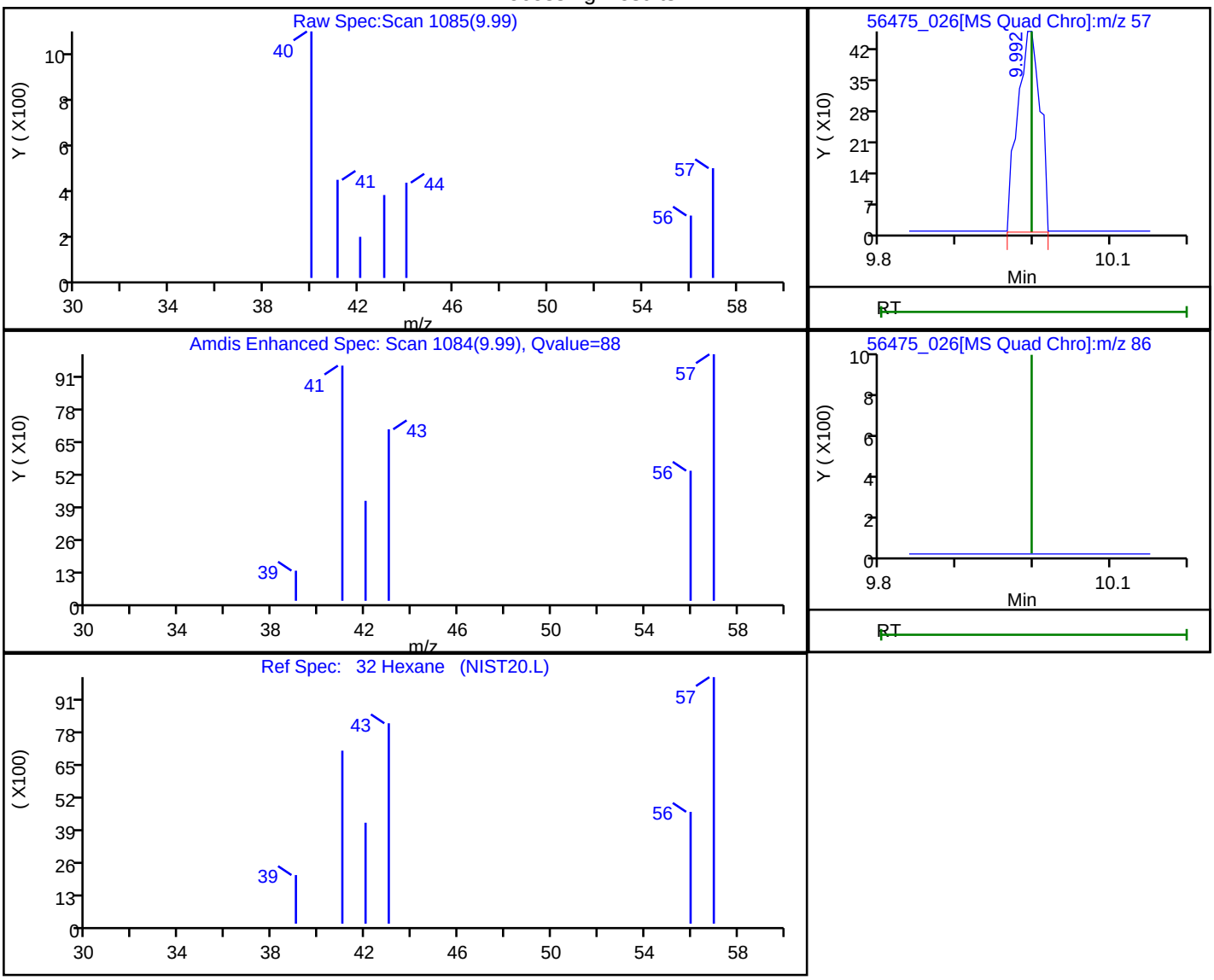

RT	Mass	Response	Amount
9.99	57.00	927	0.019246
10.00	86.00	0	

Reviewer: puangmaleek, 31-Jul-2023 07:48:52 07:00:00 (UTC)

Audit Action: Marked Compound Undetected Audit Reason: Invalid Compound ID

Summa Canister Dilution Worksheet

Client: GHD Services Inc.
Project/Site: 12616852, GM-Lockport 256042

Job No.: 480-211781-1

Lab Sample ID	Canister Volume (L)	Preadjusted Pressure ("Hg)	Preadjusted Pressure (atm)	Preadjusted Volume (L)	Adjusted Pressure (psig)	Adjusted Pressure (atm)	Adjusted Volume (L)	Initial Volume (mL)	Dilution Factor	Final Dilution Factor	Pressure Gauge ID	Date	Analyst Initals
480-211781-1	6	-20.4	0.32	1.91	-3.33985	0.77	4.64		2.43	2.43	G35	08/12/23 10:59	CRC

Formulae:

Preadjusted Volume (L) = ((Preadjusted Pressure ("Hg) + 29.92 "Hg) * Vol L) / 29.92 "Hg
Adjusted Volume (L) = ((Adjusted Pressure (psig) + 14.7 psig)* Vol L) / 14.7 psig
Dilution Factor = Adjusted Volume (L) / Preadjusted Volume (L)

Where:

29.92 "Hg = Standard atmospheric pressure in inches of Mercury (“Hg)
14.7 psig = Standard atmospheric pressure in pounds per square inch gauge (psig)

Data Verification Report

November 29, 2023

To	Claire Mondello [cmondello@haleyaldrich.com]	**Contact No.**	717-585-6408
Copy to	Tom Bohlen [Thomas.bohlen@gza.com] Denis Conley [dconley@haleyaldrich.com]	**Email**	Christopher.Arcuri@ghd.com
From	Christopher Arcuri/eew/8	**Project No.**	12616852-256042
Project Name	GM Lab and Data Management Program (LDMP)		
Subject	Analytical Results and Data Verification Quarterly Indoor Air Sampling GM – Lockport Facility Lockport, New York August 2023		

The services undertaken by GHD in connection with preparing this report were limited to those specifically detailed in the report and are subject to the scope limitations set out in the report.

1. Introduction

This document details a data verification of analytical results for air samples collected in support of the Quarterly Indoor Air Sampling at the GM – Lockport Facility site during August 2023. Samples were submitted to Eurofins Environment Testing located in Buffalo, New York. A sample collection and analysis summary is presented in Table 1. The validated analytical results are summarized in Table 2. A summary of the analytical methodology is presented in Table 3.

Standard GHD report deliverables were submitted by the laboratory. The final results and supporting quality assurance/quality control (QA/QC) data were assessed. Evaluation of the data was based on information obtained from the chain-of-custody form, finished report forms, method blank data, and recovery data from the laboratory control sample (LCS).

The QA/QC criteria by which these data have been assessed are outlined in the analytical method referenced in Table 3 and applicable guidance from the document entitled "National Functional Guidelines for Organic Superfund Methods Data Review", United States Environmental Protection Agency (USEPA) 540-R-20-005, November 2020.

2. Sample Holding Time and Preservation

The sample holding time criterion for the analyses is summarized in Table 3. Sample chain-of-custody documents and the analytical report were used to determine sample holding times. All samples were analyzed within the required holding time.

Most samples were received at the correct vacuum level of -1 to -10 inches of mercury (“Hg). One air canister was received at an elevated residual vacuum level, but the pressure was adjusted by the lab. Therefore, sample results did not warrant qualification.

3. Laboratory Method Blank Analyses

Method blanks are prepared from a purified matrix and analyzed with investigative samples to determine the existence and magnitude of sample contamination introduced during the analytical procedures.

For this study, laboratory method blanks were analyzed at a minimum frequency of one per analytical batch.

All method blank results were non-detect, indicating that laboratory contamination was not a factor for this investigation.

4. Laboratory Control Sample Analyses

LCS are prepared and analyzed as samples to assess the analytical efficiencies of the method employed, independent of sample matrix effects.

For this study, LCS were analyzed at a minimum frequency of one per analytical batch.

The LCS contained all compounds of interest. All LCS recoveries were within the laboratory control limits, demonstrating acceptable analytical accuracy.

5. Analyte Reporting

The laboratory reported detected results down to the laboratory's sample-specific method detection limit (MDL) for each analyte. Positive analyte detections less than the RL but greater than the sample-specific MDL were qualified as estimated (J) in Table 2. Non-detect results were presented as non-detect at the RL in Table 2.

6. Conclusion

Based on the assessment detailed in the foregoing, the data summarized in Table 2 are acceptable without qualification.

Regards,

Christopher Arcuri
Data Intelligence – Data Validator

Table 1

Sample Collection and Analysis Summary
Quarterly Indoor Air Sampling
General Motors-Lockport Facility
Lockport, New York
August 2023

Sample Delivery Group	Sample Identification	Location	Matrix	Collection Date (mm/dd/yyyy)	Collection Time (hr:min)	Parameter: VOCs
4802117811	IA-10-1-080923	IA-10-1	Air	08/09/2023	16:35	X
4802117811	IA-10-2-080923	IA-10-2	Air	08/09/2023	16:50	X
4802117811	OA-10-080923	OA-10	Air	08/09/2023	16:41	X

Notes:

VOCs - Volatile Organic Compounds

Table 2

Analytical Results Summary
Quarterly Indoor Air Sampling
GM - Lockport Facility
Lockport, New York
August 2023

Location ID:	Unit	IA-10-1	IA-10-2	OA-10
Sample Name:		IA-10-1-080923	IA-10-2-080923	OA-10-080923
Sample Date:		08/09/2023	08/09/2023	8/9/2023
Parameters				
Volatile Organic Compounds				
1,1,1-Trichloroethane	µg/m3	1.1 U	1.1 U	1.1 U
1,1,2,2-Tetrachloroethane	µg/m3	1.4 U	1.4 U	1.4 U
1,1,2-Trichloroethane	µg/m3	1.1 U	1.1 U	1.1 U
1,1-Dichloroethane	µg/m3	0.81 U	0.81 U	0.81 U
1,1-Dichloroethene	µg/m3	0.79 U	0.79 U	0.79 U
1,2,4-Trichlorobenzene	µg/m3	3.7 U	3.7 U	3.7 U
1,2,4-Trimethylbenzene	µg/m3	0.98 U	0.51 J	0.81 J
1,2-Dibromoethane (Ethylene dibromide)	µg/m3	1.5 U	1.5 U	1.5 U
1,2-Dichlorobenzene	µg/m3	1.2 U	1.2 U	1.2 U
1,2-Dichloroethane	µg/m3	0.81 U	0.81 U	0.81 U
1,2-Dichloroethene (total)	µg/m3	1.6 U	1.6 U	1.6 U
1,2-Dichloropropane	µg/m3	0.92 U	0.92 U	0.92 U
1,2-Dichlorotetrafluoroethane (CFC 114)	µg/m3	1.4 U	1.4 U	1.4 U
1,3,5-Trimethylbenzene	µg/m3	0.98 U	0.98 U	0.33 J
1,3-Butadiene	µg/m3	0.44 U	0.44 U	0.44 U
1,3-Dichlorobenzene	µg/m3	1.2 U	1.2 U	1.2 U
1,4-Dichlorobenzene	µg/m3	1.2 U	1.2 U	1.2 U
1,4-Dioxane	µg/m3	18 U	18 U	18 U
2,2,4-Trimethylpentane	µg/m3	0.93 U	0.93 U	0.36 J
2-Butanone (Methyl ethyl ketone) (MEK)	µg/m3	2.5	3.4	1.7
2-Chlorotoluene	µg/m3	1.0 U	1.0 U	1.0 U
2-Hexanone	µg/m3	2.0 U	2.0 U	2.0 U
2-Phenylbutane (sec-Butylbenzene)	µg/m3	1.1 U	1.1 U	1.1 U
4-Ethyl toluene	µg/m3	0.98 U	0.98 U	0.27 J
4-Methyl-2-pentanone (Methyl isobutyl ketone) (MIBK)	µg/m3	3.1	3.9	2.0 U
Acetone	µg/m3	62	69	11 J
Allyl chloride	µg/m3	1.6 U	0.68 J	1.6 U
Benzene	µg/m3	0.75	0.85	0.46 J
Benzyl chloride	µg/m3	1.0 U	1.0 U	1.0 U
Bromodichloromethane	µg/m3	1.3 U	1.3 U	1.3 U
Bromoform	µg/m3	2.1 U	2.1 U	2.1 U
Bromomethane (Methyl bromide)	µg/m3	0.78 U	0.78 U	0.78 U
Butane	µg/m3	0.97 J	1.1 J	0.73 J
Carbon disulfide	µg/m3	1.6 U	1.6 U	1.6 U

Table 2

Analytical Results Summary
Quarterly Indoor Air Sampling
GM - Lockport Facility
Lockport, New York
August 2023

Location ID:	Unit	IA-10-1	IA-10-2	OA-10
Sample Name:		IA-10-1-080923	IA-10-2-080923	OA-10-080923
Sample Date:		08/09/2023	08/09/2023	8/9/2023
Parameters				
Volatile Organic Compounds (Continued)				
Carbon tetrachloride	µg/m3	0.35 J	0.37 J	0.31 J
Chlorobenzene	µg/m3	0.92 U	0.92 U	0.92 U
Chlorodifluoromethane	µg/m3	1.3 J	0.96 J	0.79 J
Chloroethane	µg/m3	1.3 U	1.3 U	1.3 U
Chloroform (Trichloromethane)	µg/m3	0.98 U	0.98 U	0.98 U
Chloromethane (Methyl chloride)	µg/m3	0.88 J	0.89 J	0.84 J
cis-1,2-Dichloroethene	µg/m3	0.79 U	0.79 U	0.79 U
cis-1,3-Dichloropropene	µg/m3	0.91 U	0.91 U	0.91 U
Cyclohexane	µg/m3	1.2	1.1	0.29 J
Cymene (p-Isopropyltoluene)	µg/m3	1.1 U	1.1 U	1.1 U
Dibromochloromethane	µg/m3	1.7 U	1.7 U	1.7 U
Dichlorodifluoromethane (CFC-12)	µg/m3	2.0 J	1.8 J	1.2 J
Ethylbenzene	µg/m3	0.25 J	5.1	0.29 J
Hexachlorobutadiene	µg/m3	2.1 U	2.1 U	2.1 U
Hexane	µg/m3	15	14	1.5 J
Isopropyl alcohol	µg/m3	12 U	4.2 J	12 U
Isopropyl benzene	µg/m3	0.98 U	0.98 U	0.98 U
m&p-Xylenes	µg/m3	0.76 J	20	1.0 J
Methyl methacrylate	µg/m3	2.0 U	2.0 U	2.0 U
Methyl tert butyl ether (MTBE)	µg/m3	0.72 U	0.72 U	0.72 U
Methylene chloride	µg/m3	1.7 U	1.2 J	1.7 U
N-Butylbenzene	µg/m3	1.1 U	1.1 U	1.1 U
N-Heptane	µg/m3	0.82 U	0.82 U	1.4
N-Propylbenzene	µg/m3	0.98 U	0.98 U	0.98 U
Naphthalene	µg/m3	2.6 U	2.6 U	2.6 U
o-Xylene	µg/m3	0.27 J	4.2	0.32 J
Styrene	µg/m3	0.85 U	0.85 U	0.85 U
tert-Butyl alcohol	µg/m3	15 U	15 U	15 U
tert-Butylbenzene	µg/m3	1.1 U	1.1 U	1.1 U
Tetrachloroethene	µg/m3	1.2 J	1.7	1.2 J
Tetrahydrofuran	µg/m3	15 U	15 U	15 U
Toluene	µg/m3	30	29	1.2
trans-1,2-Dichloroethene	µg/m3	0.79 U	0.79 U	0.79 U
trans-1,3-Dichloropropene	µg/m3	0.91 U	0.91 U	0.91 U

Table 2

Analytical Results Summary
Quarterly Indoor Air Sampling
GM - Lockport Facility
Lockport, New York
August 2023

Location ID:	**Unit**	**IA-10-1**	**IA-10-2**	**OA-10**
Sample Name:		**IA-10-1-080923**	**IA-10-2-080923**	**OA-10-080923**
Sample Date:		**08/09/2023**	**08/09/2023**	**8/9/2023**
Parameters				
Volatile Organic Compounds (Continued)				
Trichloroethene	µg/m3	1.1 U	0.22 J	0.26 J
Trichlorofluoromethane (CFC-11)	µg/m3	1.0 J	1.0 J	0.93 J
Trifluorotrichloroethane (CFC-113)	µg/m3	0.42 J	0.43 J	1.5 U
Vinyl bromide (Bromoethene)	µg/m3	0.87 U	0.87 U	0.87 U
Vinyl chloride	µg/m3	0.51 U	0.51 U	0.51 U
Xylenes (total)	µg/m3	1.0 J	24	1.3 J

Notes:

J - Estimated concentration

U - Not detected at the associated reporting limit

Table 3

Analytical Methods
Quarterly Indoor Air Sampling
General Motors-Lockport Facility
Lockport, New York
August 2023

Parameter	Method	Matrix	Collection to Analysis (Days)
VOCs	TO-15	Air	30

Notes:

VOCs - Volatile Organic Compounds

Method References:

EPA Method TO-15 - "Compendium of Methods for the Determination of Toxic Organic Compounds in Ambient Air", EPA-625/R-010b, January 1999

eurofins | Environment Testing

ANALYTICAL REPORT

PREPARED FOR

Attn: Christopher Arcuri
GHD Services Inc.
2055 Niagara Falls Blvd., Suite 3
Niagara Falls, New York 14304

Generated 1/3/2024 1:58:37 PM

JOB DESCRIPTION

12616852, GM Lockport 256042

JOB NUMBER

480-215916-1

Eurofins Buffalo
10 Hazelwood Drive
Amherst NY 14228-2298

See page two for job notes and contact information.

my EOL

Eurofins Buffalo

Job Notes

This report may not be reproduced except in full, and with written approval from the laboratory. The results relate only to the samples tested. For questions please contact the Project Manager at the e-mail address or telephone number listed on this page.

The test results in this report relate only to the samples as received by the laboratory and will meet all requirements of the methodology, with any exceptions noted. This report shall not be reproduced except in full, without the express written approval of the laboratory. All questions should be directed to the Eurofins Environment Testing Northeast, LLC Project Manager.

Authorization

Generated
1/3/2024 1:58:37 PM

Authorized for release by
Denise Heckler, Project Manager II
Denise.Heckler@et.eurofinsus.com
(330)966-9477

Table of Contents

Cover Page 1
Table of Contents 3
Definitions/Glossary 4
Case Narrative 5
Detection Summary 6
Client Sample Results 8
QC Sample Results 13
QC Association Summary 17
Lab Chronicle 18
Certification Summary 19
Method Summary 20
Sample Summary 21
Chain of Custody 22
Receipt Checklists 24
Clean Canister Certification 25
Pre-Ship Certification 25
Clean Canister Data 26

Definitions/Glossary

Client: GHD Services Inc.
Project/Site: 12616852, GM Lockport 256042

Job ID: 480-215916-1

Qualifiers

Air - GC/MS VOA

Qualifier	Qualifier Description
J	Result is less than the RL but greater than or equal to the MDL and the concentration is an approximate value.

Glossary

Abbreviation	These commonly used abbreviations may or may not be present in this report.
¤	Listed under the "D" column to designate that the result is reported on a dry weight basis
%R	Percent Recovery
CFL	Contains Free Liquid
CFU	Colony Forming Unit
CNF	Contains No Free Liquid
DER	Duplicate Error Ratio (normalized absolute difference)
Dil Fac	Dilution Factor
DL	Detection Limit (DoD/DOE)
DL, RA, RE, IN	Indicates a Dilution, Re-analysis, Re-extraction, or additional Initial metals/anion analysis of the sample
DLC	Decision Level Concentration (Radiochemistry)
EDL	Estimated Detection Limit (Dioxin)
LOD	Limit of Detection (DoD/DOE)
LOQ	Limit of Quantitation (DoD/DOE)
MCL	EPA recommended "Maximum Contaminant Level"
MDA	Minimum Detectable Activity (Radiochemistry)
MDC	Minimum Detectable Concentration (Radiochemistry)
MDL	Method Detection Limit
ML	Minimum Level (Dioxin)
MPN	Most Probable Number
MQL	Method Quantitation Limit
NC	Not Calculated
ND	Not Detected at the reporting limit (or MDL or EDL if shown)
NEG	Negative / Absent
POS	Positive / Present
PQL	Practical Quantitation Limit
PRES	Presumptive
QC	Quality Control
RER	Relative Error Ratio (Radiochemistry)
RL	Reporting Limit or Requested Limit (Radiochemistry)
RPD	Relative Percent Difference, a measure of the relative difference between two points
TEF	Toxicity Equivalent Factor (Dioxin)
TEQ	Toxicity Equivalent Quotient (Dioxin)
TNTC	Too Numerous To Count

Job Narrative
480-215916-1

Receipt
The samples were received on 12/20/2023 12:00 PM. Unless otherwise noted below, the samples arrived in good condition.

Receipt Exceptions
During the canister pressure check performed upon receipt, the following sample was found to be received at ambient pressure: IA-10-2-121523 (480-215916-3). The associated flow controller was evaluated and was found to be outside the acceptable flow range as compared to the original set flow rate.

The pressure of sample 480-215916-3 was re-measured using a more sensitive gauge. The sample was found to have a vacuum of -0.20"Hg.

Air - GC/MS VOA
No additional analytical or quality issues were noted, other than those described above or in the Definitions/ Glossary page.

Detection Summary

Client: GHD Services Inc.
Project/Site: 12616852, GM Lockport 256042

Job ID: 480-215916-1

Client Sample ID: OA-10-121523 — Lab Sample ID: 480-215916-1

Analyte	Result	Qualifier	RL	MDL	Unit	Dil Fac	D	Method	Prep Type
Dichlorodifluoromethane	1.7	J	2.5	0.54	ug/m3	1		TO-15	Total/NA
Freon 22	0.87	J	1.8	0.42	ug/m3	1		TO-15	Total/NA
Chloromethane	1.1		1.0	0.31	ug/m3	1		TO-15	Total/NA
n-Butane	4.4		1.2	0.48	ug/m3	1		TO-15	Total/NA
Trichlorofluoromethane	1.0	J	1.1	0.28	ug/m3	1		TO-15	Total/NA
Freon TF	0.43	J	1.5	0.41	ug/m3	1		TO-15	Total/NA
Acetone	9.4	J	12	3.8	ug/m3	1		TO-15	Total/NA
n-Hexane	0.84	J	1.8	0.39	ug/m3	1		TO-15	Total/NA
Carbon tetrachloride	0.30	J	1.3	0.14	ug/m3	1		TO-15	Total/NA
2,2,4-Trimethylpentane	0.20	J	0.93	0.18	ug/m3	1		TO-15	Total/NA
Benzene	0.43	J	0.64	0.14	ug/m3	1		TO-15	Total/NA
n-Heptane	0.72	J	0.82	0.23	ug/m3	1		TO-15	Total/NA
Toluene	0.72	J	0.75	0.23	ug/m3	1		TO-15	Total/NA
Tetrachloroethene	0.43	J	1.4	0.14	ug/m3	1		TO-15	Total/NA
Chlorobenzene	0.32	J	0.92	0.20	ug/m3	1		TO-15	Total/NA
Ethylbenzene	0.38	J	0.87	0.30	ug/m3	1		TO-15	Total/NA
m,p-Xylene	1.1	J	2.2	0.41	ug/m3	1		TO-15	Total/NA
Xylene, o-	0.31	J	0.87	0.27	ug/m3	1		TO-15	Total/NA
Xylene (total)	1.4	J	3.0	0.23	ug/m3	1		TO-15	Total/NA

Client Sample ID: IA-10-1-121523 — Lab Sample ID: 480-215916-2

Analyte	Result	Qualifier	RL	MDL	Unit	Dil Fac	D	Method	Prep Type
Dichlorodifluoromethane	1.8	J	2.5	0.54	ug/m3	1		TO-15	Total/NA
Freon 22	0.98	J	1.8	0.42	ug/m3	1		TO-15	Total/NA
Chloromethane	1.0		1.0	0.31	ug/m3	1		TO-15	Total/NA
n-Butane	6.9		1.2	0.48	ug/m3	1		TO-15	Total/NA
1,3-Butadiene	0.26	J	0.44	0.086	ug/m3	1		TO-15	Total/NA
Trichlorofluoromethane	0.99	J	1.1	0.28	ug/m3	1		TO-15	Total/NA
Acetone	85		12	3.8	ug/m3	1		TO-15	Total/NA
Isopropyl alcohol	5.2	J	12	3.9	ug/m3	1		TO-15	Total/NA
Methylene Chloride	1.7		1.7	0.63	ug/m3	1		TO-15	Total/NA
n-Hexane	38		1.8	0.39	ug/m3	1		TO-15	Total/NA
Methyl Ethyl Ketone	1.8		1.5	1.4	ug/m3	1		TO-15	Total/NA
Cyclohexane	4.7		0.69	0.20	ug/m3	1		TO-15	Total/NA
Carbon tetrachloride	0.35	J	1.3	0.14	ug/m3	1		TO-15	Total/NA
Benzene	0.93		0.64	0.14	ug/m3	1		TO-15	Total/NA
n-Heptane	0.46	J	0.82	0.23	ug/m3	1		TO-15	Total/NA
Trichloroethene	0.54	J	1.1	0.13	ug/m3	1		TO-15	Total/NA
Toluene	70		0.75	0.23	ug/m3	1		TO-15	Total/NA
Tetrachloroethene	3.9		1.4	0.14	ug/m3	1		TO-15	Total/NA
Ethylbenzene	10		0.87	0.30	ug/m3	1		TO-15	Total/NA
m,p-Xylene	42		2.2	0.41	ug/m3	1		TO-15	Total/NA
Xylene, o-	9.6		0.87	0.27	ug/m3	1		TO-15	Total/NA
Xylene (total)	52		3.0	0.23	ug/m3	1		TO-15	Total/NA
1,2,4-Trimethylbenzene	0.45	J	0.98	0.39	ug/m3	1		TO-15	Total/NA

Client Sample ID: IA-10-2-121523 — Lab Sample ID: 480-215916-3

Analyte	Result	Qualifier	RL	MDL	Unit	Dil Fac	D	Method	Prep Type
Dichlorodifluoromethane	1.8	J	2.5	0.54	ug/m3	1		TO-15	Total/NA
Freon 22	0.96	J	1.8	0.42	ug/m3	1		TO-15	Total/NA

This Detection Summary does not include radiochemical test results.

Eurofins Buffalo

Detection Summary

Client: GHD Services Inc.
Project/Site: 12616852, GM Lockport 256042

Job ID: 480-215916-1

Client Sample ID: IA-10-2-121523 (Continued)

Lab Sample ID: 480-215916-3

Analyte	Result	Qualifier	RL	MDL	Unit	Dil Fac	D	Method	Prep Type
Chloromethane	1.1		1.0	0.31	ug/m3	1		TO-15	Total/NA
n-Butane	14		1.2	0.48	ug/m3	1		TO-15	Total/NA
1,3-Butadiene	0.33	J	0.44	0.086	ug/m3	1		TO-15	Total/NA
Trichlorofluoromethane	0.96	J	1.1	0.28	ug/m3	1		TO-15	Total/NA
Acetone	66		12	3.8	ug/m3	1		TO-15	Total/NA
Isopropyl alcohol	13		12	3.9	ug/m3	1		TO-15	Total/NA
Methylene Chloride	1.9		1.7	0.63	ug/m3	1		TO-15	Total/NA
trans-1,2-Dichloroethene	0.46	J	0.79	0.091	ug/m3	1		TO-15	Total/NA
n-Hexane	26		1.8	0.39	ug/m3	1		TO-15	Total/NA
Methyl Ethyl Ketone	3.5		1.5	1.4	ug/m3	1		TO-15	Total/NA
1,2-Dichloroethene, Total	0.46	J	1.6	0.083	ug/m3	1		TO-15	Total/NA
Cyclohexane	4.1		0.69	0.20	ug/m3	1		TO-15	Total/NA
Carbon tetrachloride	0.34	J	1.3	0.14	ug/m3	1		TO-15	Total/NA
2,2,4-Trimethylpentane	0.27	J	0.93	0.18	ug/m3	1		TO-15	Total/NA
Benzene	1.4		0.64	0.14	ug/m3	1		TO-15	Total/NA
n-Heptane	0.53	J	0.82	0.23	ug/m3	1		TO-15	Total/NA
Trichloroethene	0.42	J	1.1	0.13	ug/m3	1		TO-15	Total/NA
Toluene	19		0.75	0.23	ug/m3	1		TO-15	Total/NA
Tetrachloroethene	2.1		1.4	0.14	ug/m3	1		TO-15	Total/NA
Ethylbenzene	0.84	J	0.87	0.30	ug/m3	1		TO-15	Total/NA
m,p-Xylene	1.4	J	2.2	0.41	ug/m3	1		TO-15	Total/NA
Xylene (total)	1.4	J	3.0	0.23	ug/m3	1		TO-15	Total/NA

This Detection Summary does not include radiochemical test results.

Client Sample Results

Client: GHD Services Inc.
Project/Site: 12616852, GM Lockport 256042

Job ID: 480-215916-1

Client Sample ID: OA-10-121523

Lab Sample ID: 480-215916-1

Date Collected: 12/15/23 16:33
Matrix: Air
Date Received: 12/20/23 12:00
Sample Container: Summa Canister 6L

Method: EPA TO-15 - Volatile Organic Compounds in Ambient Air

Analyte	Result	Qualifier	RL	MDL	Unit	D	Prepared	Analyzed	Dil Fac
Dichlorodifluoromethane	**1.7**	**J**	2.5	0.54	ug/m3			12/30/23 02:19	1
Freon 22	**0.87**	**J**	1.8	0.42	ug/m3			12/30/23 02:19	1
1,2-Dichlorotetrafluoroethane	ND		1.4	0.34	ug/m3			12/30/23 02:19	1
Chloromethane	**1.1**		1.0	0.31	ug/m3			12/30/23 02:19	1
n-Butane	**4.4**		1.2	0.48	ug/m3			12/30/23 02:19	1
Vinyl chloride	ND		0.51	0.054	ug/m3			12/30/23 02:19	1
1,3-Butadiene	ND		0.44	0.086	ug/m3			12/30/23 02:19	1
Bromomethane	ND		0.78	0.28	ug/m3			12/30/23 02:19	1
Chloroethane	ND		1.3	0.47	ug/m3			12/30/23 02:19	1
Bromoethene(Vinyl Bromide)	ND		0.87	0.22	ug/m3			12/30/23 02:19	1
Trichlorofluoromethane	**1.0**	**J**	1.1	0.28	ug/m3			12/30/23 02:19	1
Freon TF	**0.43**	**J**	1.5	0.41	ug/m3			12/30/23 02:19	1
1,1-Dichloroethene	ND		0.79	0.10	ug/m3			12/30/23 02:19	1
Acetone	**9.4**	**J**	12	3.8	ug/m3			12/30/23 02:19	1
Isopropyl alcohol	ND		12	3.9	ug/m3			12/30/23 02:19	1
Carbon disulfide	ND		1.6	0.40	ug/m3			12/30/23 02:19	1
3-Chloropropene	ND		1.6	0.38	ug/m3			12/30/23 02:19	1
Methylene Chloride	ND		1.7	0.63	ug/m3			12/30/23 02:19	1
tert-Butyl alcohol	ND		15	3.6	ug/m3			12/30/23 02:19	1
Methyl tert-butyl ether	ND		0.72	0.13	ug/m3			12/30/23 02:19	1
trans-1,2-Dichloroethene	ND		0.79	0.091	ug/m3			12/30/23 02:19	1
n-Hexane	**0.84**	**J**	1.8	0.39	ug/m3			12/30/23 02:19	1
1,1-Dichloroethane	ND		0.81	0.10	ug/m3			12/30/23 02:19	1
Methyl Ethyl Ketone	ND		1.5	1.4	ug/m3			12/30/23 02:19	1
cis-1,2-Dichloroethene	ND		0.79	0.083	ug/m3			12/30/23 02:19	1
1,2-Dichloroethene, Total	ND		1.6	0.083	ug/m3			12/30/23 02:19	1
Chloroform	ND		0.98	0.20	ug/m3			12/30/23 02:19	1
Tetrahydrofuran	ND		15	3.8	ug/m3			12/30/23 02:19	1
1,1,1-Trichloroethane	ND		1.1	0.24	ug/m3			12/30/23 02:19	1
Cyclohexane	ND		0.69	0.20	ug/m3			12/30/23 02:19	1
Carbon tetrachloride	**0.30**	**J**	1.3	0.14	ug/m3			12/30/23 02:19	1
2,2,4-Trimethylpentane	**0.20**	**J**	0.93	0.18	ug/m3			12/30/23 02:19	1
Benzene	**0.43**	**J**	0.64	0.14	ug/m3			12/30/23 02:19	1
1,2-Dichloroethane	ND		0.81	0.38	ug/m3			12/30/23 02:19	1
n-Heptane	**0.72**	**J**	0.82	0.23	ug/m3			12/30/23 02:19	1
Trichloroethene	ND		1.1	0.13	ug/m3			12/30/23 02:19	1
Methyl methacrylate	ND		2.0	0.57	ug/m3			12/30/23 02:19	1
1,2-Dichloropropane	ND		0.92	0.43	ug/m3			12/30/23 02:19	1
1,4-Dioxane	ND		18	0.30	ug/m3			12/30/23 02:19	1
Bromodichloromethane	ND		1.3	0.34	ug/m3			12/30/23 02:19	1
cis-1,3-Dichloropropene	ND		0.91	0.20	ug/m3			12/30/23 02:19	1
methyl isobutyl ketone	ND		2.0	0.53	ug/m3			12/30/23 02:19	1
Toluene	**0.72**	**J**	0.75	0.23	ug/m3			12/30/23 02:19	1
trans-1,3-Dichloropropene	ND		0.91	0.25	ug/m3			12/30/23 02:19	1
1,1,2-Trichloroethane	ND		1.1	0.40	ug/m3			12/30/23 02:19	1
Tetrachloroethene	**0.43**	**J**	1.4	0.14	ug/m3			12/30/23 02:19	1
Methyl Butyl Ketone (2-Hexanone)	ND		2.0	0.61	ug/m3			12/30/23 02:19	1
Dibromochloromethane	ND		1.7	0.54	ug/m3			12/30/23 02:19	1

Client Sample Results

Client: GHD Services Inc.
Project/Site: 12616852, GM Lockport 256042

Job ID: 480-215916-1

Client Sample ID: OA-10-121523

Lab Sample ID: 480-215916-1
Matrix: Air

Date Collected: 12/15/23 16:33
Date Received: 12/20/23 12:00
Sample Container: Summa Canister 6L

Method: EPA TO-15 - Volatile Organic Compounds in Ambient Air (Continued)

Analyte	Result	Qualifier	RL	MDL	Unit	D	Prepared	Analyzed	Dil Fac
1,2-Dibromoethane	ND		1.5	0.32	ug/m3			12/30/23 02:19	1
Chlorobenzene	**0.32**	**J**	0.92	0.20	ug/m3			12/30/23 02:19	1
Ethylbenzene	**0.38**	**J**	0.87	0.30	ug/m3			12/30/23 02:19	1
m,p-Xylene	**1.1**	**J**	2.2	0.41	ug/m3			12/30/23 02:19	1
Xylene, o-	**0.31**	**J**	0.87	0.27	ug/m3			12/30/23 02:19	1
Xylene (total)	**1.4**	**J**	3.0	0.23	ug/m3			12/30/23 02:19	1
Styrene	ND		0.85	0.25	ug/m3			12/30/23 02:19	1
Bromoform	ND		2.1	1.2	ug/m3			12/30/23 02:19	1
Cumene	ND		0.98	0.20	ug/m3			12/30/23 02:19	1
1,1,2,2-Tetrachloroethane	ND		1.4	0.30	ug/m3			12/30/23 02:19	1
n-Propylbenzene	ND		0.98	0.23	ug/m3			12/30/23 02:19	1
4-Ethyltoluene	ND		0.98	0.24	ug/m3			12/30/23 02:19	1
1,3,5-Trimethylbenzene	ND		0.98	0.23	ug/m3			12/30/23 02:19	1
2-Chlorotoluene	ND		1.0	0.24	ug/m3			12/30/23 02:19	1
tert-Butylbenzene	ND		1.1	0.26	ug/m3			12/30/23 02:19	1
1,2,4-Trimethylbenzene	ND		0.98	0.39	ug/m3			12/30/23 02:19	1
sec-Butylbenzene	ND		1.1	0.25	ug/m3			12/30/23 02:19	1
4-Isopropyltoluene	ND		1.1	0.33	ug/m3			12/30/23 02:19	1
1,3-Dichlorobenzene	ND		1.2	0.44	ug/m3			12/30/23 02:19	1
1,4-Dichlorobenzene	ND		1.2	0.54	ug/m3			12/30/23 02:19	1
Benzyl chloride	ND		1.0	0.46	ug/m3			12/30/23 02:19	1
n-Butylbenzene	ND		1.1	0.60	ug/m3			12/30/23 02:19	1
1,2-Dichlorobenzene	ND		1.2	0.40	ug/m3			12/30/23 02:19	1
1,2,4-Trichlorobenzene	ND		3.7	2.4	ug/m3			12/30/23 02:19	1
Hexachlorobutadiene	ND		2.1	1.2	ug/m3			12/30/23 02:19	1
Naphthalene	ND		2.6	1.6	ug/m3			12/30/23 02:19	1

Client Sample ID: IA-10-1-121523

Lab Sample ID: 480-215916-2
Matrix: Air

Date Collected: 12/15/23 16:38
Date Received: 12/20/23 12:00
Sample Container: Summa Canister 6L

Method: EPA TO-15 - Volatile Organic Compounds in Ambient Air

Analyte	Result	Qualifier	RL	MDL	Unit	D	Prepared	Analyzed	Dil Fac
Dichlorodifluoromethane	**1.8**	**J**	2.5	0.54	ug/m3			12/30/23 03:10	1
Freon 22	**0.98**	**J**	1.8	0.42	ug/m3			12/30/23 03:10	1
1,2-Dichlorotetrafluoroethane	ND		1.4	0.34	ug/m3			12/30/23 03:10	1
Chloromethane	**1.0**		1.0	0.31	ug/m3			12/30/23 03:10	1
n-Butane	**6.9**		1.2	0.48	ug/m3			12/30/23 03:10	1
Vinyl chloride	ND		0.51	0.054	ug/m3			12/30/23 03:10	1
1,3-Butadiene	**0.26**	**J**	0.44	0.086	ug/m3			12/30/23 03:10	1
Bromomethane	ND		0.78	0.28	ug/m3			12/30/23 03:10	1
Chloroethane	ND		1.3	0.47	ug/m3			12/30/23 03:10	1
Bromoethene(Vinyl Bromide)	ND		0.87	0.22	ug/m3			12/30/23 03:10	1
Trichlorofluoromethane	**0.99**	**J**	1.1	0.28	ug/m3			12/30/23 03:10	1
Freon TF	ND		1.5	0.41	ug/m3			12/30/23 03:10	1
1,1-Dichloroethene	ND		0.79	0.10	ug/m3			12/30/23 03:10	1
Acetone	**85**		12	3.8	ug/m3			12/30/23 03:10	1
Isopropyl alcohol	**5.2**	**J**	12	3.9	ug/m3			12/30/23 03:10	1

Client Sample Results

Client: GHD Services Inc.
Project/Site: 12616852, GM Lockport 256042

Job ID: 480-215916-1

Client Sample ID: IA-10-1-121523

Lab Sample ID: 480-215916-2

Date Collected: 12/15/23 16:38
Matrix: Air
Date Received: 12/20/23 12:00
Sample Container: Summa Canister 6L

Method: EPA TO-15 - Volatile Organic Compounds in Ambient Air (Continued)

Analyte	Result	Qualifier	RL	MDL	Unit	D	Prepared	Analyzed	Dil Fac
Carbon disulfide	ND		1.6	0.40	ug/m3			12/30/23 03:10	1
3-Chloropropene	ND		1.6	0.38	ug/m3			12/30/23 03:10	1
Methylene Chloride	**1.7**		1.7	0.63	ug/m3			12/30/23 03:10	1
tert-Butyl alcohol	ND		15	3.6	ug/m3			12/30/23 03:10	1
Methyl tert-butyl ether	ND		0.72	0.13	ug/m3			12/30/23 03:10	1
trans-1,2-Dichloroethene	ND		0.79	0.091	ug/m3			12/30/23 03:10	1
n-Hexane	**38**		1.8	0.39	ug/m3			12/30/23 03:10	1
1,1-Dichloroethane	ND		0.81	0.10	ug/m3			12/30/23 03:10	1
Methyl Ethyl Ketone	**1.8**		1.5	1.4	ug/m3			12/30/23 03:10	1
cis-1,2-Dichloroethene	ND		0.79	0.083	ug/m3			12/30/23 03:10	1
1,2-Dichloroethene, Total	ND		1.6	0.083	ug/m3			12/30/23 03:10	1
Chloroform	ND		0.98	0.20	ug/m3			12/30/23 03:10	1
Tetrahydrofuran	ND		15	3.8	ug/m3			12/30/23 03:10	1
1,1,1-Trichloroethane	ND		1.1	0.24	ug/m3			12/30/23 03:10	1
Cyclohexane	**4.7**		0.69	0.20	ug/m3			12/30/23 03:10	1
Carbon tetrachloride	**0.35**	**J**	1.3	0.14	ug/m3			12/30/23 03:10	1
2,2,4-Trimethylpentane	ND		0.93	0.18	ug/m3			12/30/23 03:10	1
Benzene	**0.93**		0.64	0.14	ug/m3			12/30/23 03:10	1
1,2-Dichloroethane	ND		0.81	0.38	ug/m3			12/30/23 03:10	1
n-Heptane	**0.46**	**J**	0.82	0.23	ug/m3			12/30/23 03:10	1
Trichloroethene	**0.54**	**J**	1.1	0.13	ug/m3			12/30/23 03:10	1
Methyl methacrylate	ND		2.0	0.57	ug/m3			12/30/23 03:10	1
1,2-Dichloropropane	ND		0.92	0.43	ug/m3			12/30/23 03:10	1
1,4-Dioxane	ND		18	0.30	ug/m3			12/30/23 03:10	1
Bromodichloromethane	ND		1.3	0.34	ug/m3			12/30/23 03:10	1
cis-1,3-Dichloropropene	ND		0.91	0.20	ug/m3			12/30/23 03:10	1
methyl isobutyl ketone	ND		2.0	0.53	ug/m3			12/30/23 03:10	1
Toluene	**70**		0.75	0.23	ug/m3			12/30/23 03:10	1
trans-1,3-Dichloropropene	ND		0.91	0.25	ug/m3			12/30/23 03:10	1
1,1,2-Trichloroethane	ND		1.1	0.40	ug/m3			12/30/23 03:10	1
Tetrachloroethene	**3.9**		1.4	0.14	ug/m3			12/30/23 03:10	1
Methyl Butyl Ketone (2-Hexanone)	ND		2.0	0.61	ug/m3			12/30/23 03:10	1
Dibromochloromethane	ND		1.7	0.54	ug/m3			12/30/23 03:10	1
1,2-Dibromoethane	ND		1.5	0.32	ug/m3			12/30/23 03:10	1
Chlorobenzene	ND		0.92	0.20	ug/m3			12/30/23 03:10	1
Ethylbenzene	**10**		0.87	0.30	ug/m3			12/30/23 03:10	1
m,p-Xylene	**42**		2.2	0.41	ug/m3			12/30/23 03:10	1
Xylene, o-	**9.6**		0.87	0.27	ug/m3			12/30/23 03:10	1
Xylene (total)	**52**		3.0	0.23	ug/m3			12/30/23 03:10	1
Styrene	ND		0.85	0.25	ug/m3			12/30/23 03:10	1
Bromoform	ND		2.1	1.2	ug/m3			12/30/23 03:10	1
Cumene	ND		0.98	0.20	ug/m3			12/30/23 03:10	1
1,1,2,2-Tetrachloroethane	ND		1.4	0.30	ug/m3			12/30/23 03:10	1
n-Propylbenzene	ND		0.98	0.23	ug/m3			12/30/23 03:10	1
4-Ethyltoluene	ND		0.98	0.24	ug/m3			12/30/23 03:10	1
1,3,5-Trimethylbenzene	ND		0.98	0.23	ug/m3			12/30/23 03:10	1
2-Chlorotoluene	ND		1.0	0.24	ug/m3			12/30/23 03:10	1
tert-Butylbenzene	ND		1.1	0.26	ug/m3			12/30/23 03:10	1

Client Sample Results

Client: GHD Services Inc.
Project/Site: 12616852, GM Lockport 256042

Job ID: 480-215916-1

Client Sample ID: IA-10-1-121523

Lab Sample ID: 480-215916-2
Matrix: Air

Date Collected: 12/15/23 16:38
Date Received: 12/20/23 12:00
Sample Container: Summa Canister 6L

Method: EPA TO-15 - Volatile Organic Compounds in Ambient Air (Continued)

Analyte	Result	Qualifier	RL	MDL	Unit	D	Prepared	Analyzed	Dil Fac
1,2,4-Trimethylbenzene	**0.45**	**J**	0.98	0.39	ug/m3			12/30/23 03:10	1
sec-Butylbenzene	ND		1.1	0.25	ug/m3			12/30/23 03:10	1
4-Isopropyltoluene	ND		1.1	0.33	ug/m3			12/30/23 03:10	1
1,3-Dichlorobenzene	ND		1.2	0.44	ug/m3			12/30/23 03:10	1
1,4-Dichlorobenzene	ND		1.2	0.54	ug/m3			12/30/23 03:10	1
Benzyl chloride	ND		1.0	0.46	ug/m3			12/30/23 03:10	1
n-Butylbenzene	ND		1.1	0.60	ug/m3			12/30/23 03:10	1
1,2-Dichlorobenzene	ND		1.2	0.40	ug/m3			12/30/23 03:10	1
1,2,4-Trichlorobenzene	ND		3.7	2.4	ug/m3			12/30/23 03:10	1
Hexachlorobutadiene	ND		2.1	1.2	ug/m3			12/30/23 03:10	1
Naphthalene	ND		2.6	1.6	ug/m3			12/30/23 03:10	1

Client Sample ID: IA-10-2-121523

Lab Sample ID: 480-215916-3
Matrix: Air

Date Collected: 12/15/23 16:39
Date Received: 12/20/23 12:00
Sample Container: Summa Canister 6L

Method: EPA TO-15 - Volatile Organic Compounds in Ambient Air

Analyte	Result	Qualifier	RL	MDL	Unit	D	Prepared	Analyzed	Dil Fac
Dichlorodifluoromethane	**1.8**	**J**	2.5	0.54	ug/m3			12/30/23 04:01	1
Freon 22	**0.96**	**J**	1.8	0.42	ug/m3			12/30/23 04:01	1
1,2-Dichlorotetrafluoroethane	ND		1.4	0.34	ug/m3			12/30/23 04:01	1
Chloromethane	**1.1**		1.0	0.31	ug/m3			12/30/23 04:01	1
n-Butane	**14**		1.2	0.48	ug/m3			12/30/23 04:01	1
Vinyl chloride	ND		0.51	0.054	ug/m3			12/30/23 04:01	1
1,3-Butadiene	**0.33**	**J**	0.44	0.086	ug/m3			12/30/23 04:01	1
Bromomethane	ND		0.78	0.28	ug/m3			12/30/23 04:01	1
Chloroethane	ND		1.3	0.47	ug/m3			12/30/23 04:01	1
Bromoethene(Vinyl Bromide)	ND		0.87	0.22	ug/m3			12/30/23 04:01	1
Trichlorofluoromethane	**0.96**	**J**	1.1	0.28	ug/m3			12/30/23 04:01	1
Freon TF	ND		1.5	0.41	ug/m3			12/30/23 04:01	1
1,1-Dichloroethene	ND		0.79	0.10	ug/m3			12/30/23 04:01	1
Acetone	**66**		12	3.8	ug/m3			12/30/23 04:01	1
Isopropyl alcohol	**13**		12	3.9	ug/m3			12/30/23 04:01	1
Carbon disulfide	ND		1.6	0.40	ug/m3			12/30/23 04:01	1
3-Chloropropene	ND		1.6	0.38	ug/m3			12/30/23 04:01	1
Methylene Chloride	**1.9**		1.7	0.63	ug/m3			12/30/23 04:01	1
tert-Butyl alcohol	ND		15	3.6	ug/m3			12/30/23 04:01	1
Methyl tert-butyl ether	ND		0.72	0.13	ug/m3			12/30/23 04:01	1
trans-1,2-Dichloroethene	**0.46**	**J**	0.79	0.091	ug/m3			12/30/23 04:01	1
n-Hexane	**26**		1.8	0.39	ug/m3			12/30/23 04:01	1
1,1-Dichloroethane	ND		0.81	0.10	ug/m3			12/30/23 04:01	1
Methyl Ethyl Ketone	**3.5**		1.5	1.4	ug/m3			12/30/23 04:01	1
cis-1,2-Dichloroethene	ND		0.79	0.083	ug/m3			12/30/23 04:01	1
1,2-Dichloroethene, Total	**0.46**	**J**	1.6	0.083	ug/m3			12/30/23 04:01	1
Chloroform	ND		0.98	0.20	ug/m3			12/30/23 04:01	1
Tetrahydrofuran	ND		15	3.8	ug/m3			12/30/23 04:01	1
1,1,1-Trichloroethane	ND		1.1	0.24	ug/m3			12/30/23 04:01	1
Cyclohexane	**4.1**		0.69	0.20	ug/m3			12/30/23 04:01	1

Client Sample Results

Client: GHD Services Inc.
Project/Site: 12616852, GM Lockport 256042

Job ID: 480-215916-1

Client Sample ID: IA-10-2-121523

Lab Sample ID: 480-215916-3

Date Collected: 12/15/23 16:39
Matrix: Air
Date Received: 12/20/23 12:00
Sample Container: Summa Canister 6L

Method: EPA TO-15 - Volatile Organic Compounds in Ambient Air (Continued)

Analyte	Result	Qualifier	RL	MDL	Unit	D	Prepared	Analyzed	Dil Fac
Carbon tetrachloride	**0.34**	**J**	1.3	0.14	ug/m3			12/30/23 04:01	1
2,2,4-Trimethylpentane	**0.27**	**J**	0.93	0.18	ug/m3			12/30/23 04:01	1
Benzene	**1.4**		0.64	0.14	ug/m3			12/30/23 04:01	1
1,2-Dichloroethane	ND		0.81	0.38	ug/m3			12/30/23 04:01	1
n-Heptane	**0.53**	**J**	0.82	0.23	ug/m3			12/30/23 04:01	1
Trichloroethene	**0.42**	**J**	1.1	0.13	ug/m3			12/30/23 04:01	1
Methyl methacrylate	ND		2.0	0.57	ug/m3			12/30/23 04:01	1
1,2-Dichloropropane	ND		0.92	0.43	ug/m3			12/30/23 04:01	1
1,4-Dioxane	ND		18	0.30	ug/m3			12/30/23 04:01	1
Bromodichloromethane	ND		1.3	0.34	ug/m3			12/30/23 04:01	1
cis-1,3-Dichloropropene	ND		0.91	0.20	ug/m3			12/30/23 04:01	1
methyl isobutyl ketone	ND		2.0	0.53	ug/m3			12/30/23 04:01	1
Toluene	**19**		0.75	0.23	ug/m3			12/30/23 04:01	1
trans-1,3-Dichloropropene	ND		0.91	0.25	ug/m3			12/30/23 04:01	1
1,1,2-Trichloroethane	ND		1.1	0.40	ug/m3			12/30/23 04:01	1
Tetrachloroethene	**2.1**		1.4	0.14	ug/m3			12/30/23 04:01	1
Methyl Butyl Ketone (2-Hexanone)	ND		2.0	0.61	ug/m3			12/30/23 04:01	1
Dibromochloromethane	ND		1.7	0.54	ug/m3			12/30/23 04:01	1
1,2-Dibromoethane	ND		1.5	0.32	ug/m3			12/30/23 04:01	1
Chlorobenzene	ND		0.92	0.20	ug/m3			12/30/23 04:01	1
Ethylbenzene	**0.84**	**J**	0.87	0.30	ug/m3			12/30/23 04:01	1
m,p-Xylene	**1.4**	**J**	2.2	0.41	ug/m3			12/30/23 04:01	1
Xylene, o-	ND		0.87	0.27	ug/m3			12/30/23 04:01	1
Xylene (total)	**1.4**	**J**	3.0	0.23	ug/m3			12/30/23 04:01	1
Styrene	ND		0.85	0.25	ug/m3			12/30/23 04:01	1
Bromoform	ND		2.1	1.2	ug/m3			12/30/23 04:01	1
Cumene	ND		0.98	0.20	ug/m3			12/30/23 04:01	1
1,1,2,2-Tetrachloroethane	ND		1.4	0.30	ug/m3			12/30/23 04:01	1
n-Propylbenzene	ND		0.98	0.23	ug/m3			12/30/23 04:01	1
4-Ethyltoluene	ND		0.98	0.24	ug/m3			12/30/23 04:01	1
1,3,5-Trimethylbenzene	ND		0.98	0.23	ug/m3			12/30/23 04:01	1
2-Chlorotoluene	ND		1.0	0.24	ug/m3			12/30/23 04:01	1
tert-Butylbenzene	ND		1.1	0.26	ug/m3			12/30/23 04:01	1
1,2,4-Trimethylbenzene	ND		0.98	0.39	ug/m3			12/30/23 04:01	1
sec-Butylbenzene	ND		1.1	0.25	ug/m3			12/30/23 04:01	1
4-Isopropyltoluene	ND		1.1	0.33	ug/m3			12/30/23 04:01	1
1,3-Dichlorobenzene	ND		1.2	0.44	ug/m3			12/30/23 04:01	1
1,4-Dichlorobenzene	ND		1.2	0.54	ug/m3			12/30/23 04:01	1
Benzyl chloride	ND		1.0	0.46	ug/m3			12/30/23 04:01	1
n-Butylbenzene	ND		1.1	0.60	ug/m3			12/30/23 04:01	1
1,2-Dichlorobenzene	ND		1.2	0.40	ug/m3			12/30/23 04:01	1
1,2,4-Trichlorobenzene	ND		3.7	2.4	ug/m3			12/30/23 04:01	1
Hexachlorobutadiene	ND		2.1	1.2	ug/m3			12/30/23 04:01	1
Naphthalene	ND		2.6	1.6	ug/m3			12/30/23 04:01	1

QC Sample Results

Client: GHD Services Inc.
Project/Site: 12616852, GM Lockport 256042

Job ID: 480-215916-1

Method: TO-15 - Volatile Organic Compounds in Ambient Air

Lab Sample ID: MB 200-199211/4
Matrix: Air
Analysis Batch: 199211

Client Sample ID: Method Blank
Prep Type: Total/NA

Analyte	MB Result	MB Qualifier	RL	MDL	Unit	D	Prepared	Analyzed	Dil Fac
Dichlorodifluoromethane	ND		2.5	0.54	ug/m3			12/29/23 09:59	1
Freon 22	ND		1.8	0.42	ug/m3			12/29/23 09:59	1
1,2-Dichlorotetrafluoroethane	ND		1.4	0.34	ug/m3			12/29/23 09:59	1
Chloromethane	ND		1.0	0.31	ug/m3			12/29/23 09:59	1
n-Butane	ND		1.2	0.48	ug/m3			12/29/23 09:59	1
Vinyl chloride	ND		0.51	0.054	ug/m3			12/29/23 09:59	1
1,3-Butadiene	ND		0.44	0.086	ug/m3			12/29/23 09:59	1
Bromomethane	ND		0.78	0.28	ug/m3			12/29/23 09:59	1
Chloroethane	ND		1.3	0.47	ug/m3			12/29/23 09:59	1
Bromoethene(Vinyl Bromide)	ND		0.87	0.22	ug/m3			12/29/23 09:59	1
Trichlorofluoromethane	ND		1.1	0.28	ug/m3			12/29/23 09:59	1
Freon TF	ND		1.5	0.41	ug/m3			12/29/23 09:59	1
1,1-Dichloroethene	ND		0.79	0.10	ug/m3			12/29/23 09:59	1
Acetone	ND		12	3.8	ug/m3			12/29/23 09:59	1
Isopropyl alcohol	ND		12	3.9	ug/m3			12/29/23 09:59	1
Carbon disulfide	ND		1.6	0.40	ug/m3			12/29/23 09:59	1
3-Chloropropene	ND		1.6	0.38	ug/m3			12/29/23 09:59	1
Methylene Chloride	ND		1.7	0.63	ug/m3			12/29/23 09:59	1
tert-Butyl alcohol	ND		15	3.6	ug/m3			12/29/23 09:59	1
Methyl tert-butyl ether	ND		0.72	0.13	ug/m3			12/29/23 09:59	1
trans-1,2-Dichloroethene	ND		0.79	0.091	ug/m3			12/29/23 09:59	1
n-Hexane	ND		1.8	0.39	ug/m3			12/29/23 09:59	1
1,1-Dichloroethane	ND		0.81	0.10	ug/m3			12/29/23 09:59	1
Methyl Ethyl Ketone	ND		1.5	1.4	ug/m3			12/29/23 09:59	1
cis-1,2-Dichloroethene	ND		0.79	0.083	ug/m3			12/29/23 09:59	1
1,2-Dichloroethene, Total	ND		1.6	0.083	ug/m3			12/29/23 09:59	1
Chloroform	ND		0.98	0.20	ug/m3			12/29/23 09:59	1
Tetrahydrofuran	ND		15	3.8	ug/m3			12/29/23 09:59	1
1,1,1-Trichloroethane	ND		1.1	0.24	ug/m3			12/29/23 09:59	1
Cyclohexane	ND		0.69	0.20	ug/m3			12/29/23 09:59	1
Carbon tetrachloride	ND		1.3	0.14	ug/m3			12/29/23 09:59	1
2,2,4-Trimethylpentane	ND		0.93	0.18	ug/m3			12/29/23 09:59	1
Benzene	ND		0.64	0.14	ug/m3			12/29/23 09:59	1
1,2-Dichloroethane	ND		0.81	0.38	ug/m3			12/29/23 09:59	1
n-Heptane	ND		0.82	0.23	ug/m3			12/29/23 09:59	1
Trichloroethene	ND		1.1	0.13	ug/m3			12/29/23 09:59	1
Methyl methacrylate	ND		2.0	0.57	ug/m3			12/29/23 09:59	1
1,2-Dichloropropane	ND		0.92	0.43	ug/m3			12/29/23 09:59	1
1,4-Dioxane	ND		18	0.30	ug/m3			12/29/23 09:59	1
Bromodichloromethane	ND		1.3	0.34	ug/m3			12/29/23 09:59	1
cis-1,3-Dichloropropene	ND		0.91	0.20	ug/m3			12/29/23 09:59	1
methyl isobutyl ketone	ND		2.0	0.53	ug/m3			12/29/23 09:59	1
Toluene	ND		0.75	0.23	ug/m3			12/29/23 09:59	1
trans-1,3-Dichloropropene	ND		0.91	0.25	ug/m3			12/29/23 09:59	1
1,1,2-Trichloroethane	ND		1.1	0.40	ug/m3			12/29/23 09:59	1
Tetrachloroethene	ND		1.4	0.14	ug/m3			12/29/23 09:59	1
Methyl Butyl Ketone (2-Hexanone)	ND		2.0	0.61	ug/m3			12/29/23 09:59	1
Dibromochloromethane	ND		1.7	0.54	ug/m3			12/29/23 09:59	1

Method: TO-15 - Volatile Organic Compounds in Ambient Air (Continued)

Lab Sample ID: MB 200-199211/4
Matrix: Air
Analysis Batch: 199211

Client Sample ID: Method Blank
Prep Type: Total/NA

Analyte	MB Result	MB Qualifier	RL	MDL	Unit	D	Prepared	Analyzed	Dil Fac
1,2-Dibromoethane	ND		1.5	0.32	ug/m3			12/29/23 09:59	1
Chlorobenzene	ND		0.92	0.20	ug/m3			12/29/23 09:59	1
Ethylbenzene	ND		0.87	0.30	ug/m3			12/29/23 09:59	1
m,p-Xylene	ND		2.2	0.41	ug/m3			12/29/23 09:59	1
Xylene, o-	ND		0.87	0.27	ug/m3			12/29/23 09:59	1
Xylene (total)	ND		3.0	0.23	ug/m3			12/29/23 09:59	1
Styrene	ND		0.85	0.25	ug/m3			12/29/23 09:59	1
Bromoform	ND		2.1	1.2	ug/m3			12/29/23 09:59	1
Cumene	ND		0.98	0.20	ug/m3			12/29/23 09:59	1
1,1,2,2-Tetrachloroethane	ND		1.4	0.30	ug/m3			12/29/23 09:59	1
n-Propylbenzene	ND		0.98	0.23	ug/m3			12/29/23 09:59	1
4-Ethyltoluene	ND		0.98	0.24	ug/m3			12/29/23 09:59	1
1,3,5-Trimethylbenzene	ND		0.98	0.23	ug/m3			12/29/23 09:59	1
2-Chlorotoluene	ND		1.0	0.24	ug/m3			12/29/23 09:59	1
tert-Butylbenzene	ND		1.1	0.26	ug/m3			12/29/23 09:59	1
1,2,4-Trimethylbenzene	ND		0.98	0.39	ug/m3			12/29/23 09:59	1
sec-Butylbenzene	ND		1.1	0.25	ug/m3			12/29/23 09:59	1
4-Isopropyltoluene	ND		1.1	0.33	ug/m3			12/29/23 09:59	1
1,3-Dichlorobenzene	ND		1.2	0.44	ug/m3			12/29/23 09:59	1
1,4-Dichlorobenzene	ND		1.2	0.54	ug/m3			12/29/23 09:59	1
Benzyl chloride	ND		1.0	0.46	ug/m3			12/29/23 09:59	1
n-Butylbenzene	ND		1.1	0.60	ug/m3			12/29/23 09:59	1
1,2-Dichlorobenzene	ND		1.2	0.40	ug/m3			12/29/23 09:59	1
1,2,4-Trichlorobenzene	ND		3.7	2.4	ug/m3			12/29/23 09:59	1
Hexachlorobutadiene	ND		2.1	1.2	ug/m3			12/29/23 09:59	1
Naphthalene	ND		2.6	1.6	ug/m3			12/29/23 09:59	1

Lab Sample ID: LCS 200-199211/3
Matrix: Air
Analysis Batch: 199211

Client Sample ID: Lab Control Sample
Prep Type: Total/NA

Analyte	Spike Added	LCS Result	LCS Qualifier	Unit	D	%Rec	%Rec Limits
Dichlorodifluoromethane	49.4	55.5		ug/m3		112	61 - 142
Freon 22	35.4	43.8		ug/m3		124	60 - 147
1,2-Dichlorotetrafluoroethane	69.9	81.3		ug/m3		116	71 - 141
Chloromethane	20.6	25.0		ug/m3		121	56 - 141
n-Butane	23.8	26.7		ug/m3		112	53 - 151
Vinyl chloride	25.6	28.0		ug/m3		110	61 - 135
1,3-Butadiene	22.1	24.1		ug/m3		109	58 - 139
Bromomethane	38.8	43.1		ug/m3		111	72 - 124
Chloroethane	26.4	29.9		ug/m3		113	68 - 130
Bromoethene(Vinyl Bromide)	43.7	49.0		ug/m3		112	75 - 125
Trichlorofluoromethane	56.2	62.1		ug/m3		111	70 - 129
Freon TF	76.6	82.6		ug/m3		108	70 - 121
1,1-Dichloroethene	39.6	42.2		ug/m3		106	68 - 120
Acetone	23.7	27.4		ug/m3		115	54 - 154
Isopropyl alcohol	24.6	29.9		ug/m3		122	53 - 142
Carbon disulfide	31.1	35.0		ug/m3		113	71 - 138
3-Chloropropene	31.3	35.2		ug/m3		113	50 - 150

Method: TO-15 - Volatile Organic Compounds in Ambient Air (Continued)

Lab Sample ID: LCS 200-199211/3
Matrix: Air
Analysis Batch: 199211

Client Sample ID: Lab Control Sample
Prep Type: Total/NA

Analyte	Spike Added	LCS Result	LCS Qualifier	Unit	D	%Rec	%Rec Limits
Methylene Chloride	34.7	38.7		ug/m3		111	59 - 137
tert-Butyl alcohol	30.3	34.3		ug/m3		113	66 - 132
Methyl tert-butyl ether	36.0	41.7		ug/m3		116	70 - 127
trans-1,2-Dichloroethene	39.6	43.9		ug/m3		111	69 - 137
n-Hexane	35.2	41.0		ug/m3		116	63 - 138
1,1-Dichloroethane	40.5	43.9		ug/m3		109	66 - 130
Methyl Ethyl Ketone	29.5	34.6		ug/m3		117	72 - 124
cis-1,2-Dichloroethene	39.6	43.7		ug/m3		110	72 - 121
Chloroform	48.8	53.8		ug/m3		110	73 - 124
Tetrahydrofuran	29.5	35.6		ug/m3		121	60 - 149
1,1,1-Trichloroethane	54.6	61.0		ug/m3		112	72 - 127
Cyclohexane	34.4	39.8		ug/m3		116	76 - 124
Carbon tetrachloride	62.9	70.7		ug/m3		112	71 - 133
2,2,4-Trimethylpentane	46.7	55.5		ug/m3		119	68 - 131
Benzene	31.9	36.0		ug/m3		113	73 - 119
1,2-Dichloroethane	40.5	45.2		ug/m3		112	68 - 135
n-Heptane	41.0	49.0		ug/m3		120	60 - 142
Trichloroethene	53.7	59.8		ug/m3		111	73 - 122
Methyl methacrylate	40.9	49.6		ug/m3		121	73 - 129
1,2-Dichloropropane	46.2	53.2		ug/m3		115	69 - 128
1,4-Dioxane	36.0	40.9		ug/m3		114	66 - 129
Bromodichloromethane	67.0	77.5		ug/m3		116	75 - 127
cis-1,3-Dichloropropene	45.4	56.4		ug/m3		124	74 - 125
methyl isobutyl ketone	41.0	50.2		ug/m3		123	58 - 144
Toluene	37.7	43.9		ug/m3		116	75 - 122
trans-1,3-Dichloropropene	45.4	54.4		ug/m3		120	74 - 128
1,1,2-Trichloroethane	54.6	63.0		ug/m3		115	75 - 126
Tetrachloroethene	67.8	69.4		ug/m3		102	70 - 125
Methyl Butyl Ketone (2-Hexanone)	41.0	51.2		ug/m3		125	57 - 143
Dibromochloromethane	85.2	99.7		ug/m3		117	73 - 125
1,2-Dibromoethane	76.8	89.9		ug/m3		117	78 - 122
Chlorobenzene	46.0	52.5		ug/m3		114	76 - 119
Ethylbenzene	43.4	51.3		ug/m3		118	74 - 122
m,p-Xylene	86.8	104		ug/m3		119	76 - 121
Xylene, o-	43.4	52.4		ug/m3		121	73 - 123
Styrene	42.6	53.0		ug/m3		124	74 - 125
Bromoform	103	124		ug/m3		120	53 - 149
Cumene	49.1	59.8		ug/m3		122	73 - 123
1,1,2,2-Tetrachloroethane	68.6	80.6		ug/m3		117	74 - 126
n-Propylbenzene	49.1	59.9		ug/m3		122	73 - 127
4-Ethyltoluene	49.2	59.8		ug/m3		122	75 - 129
1,3,5-Trimethylbenzene	49.2	58.9		ug/m3		120	72 - 126
2-Chlorotoluene	51.8	61.1		ug/m3		118	74 - 126
tert-Butylbenzene	54.9	66.0		ug/m3		120	71 - 125
1,2,4-Trimethylbenzene	49.2	59.3		ug/m3		121	71 - 129
sec-Butylbenzene	54.9	66.7		ug/m3		122	70 - 128
4-Isopropyltoluene	54.9	66.4		ug/m3		121	68 - 130
1,3-Dichlorobenzene	60.1	71.0		ug/m3		118	69 - 131

Method: TO-15 - Volatile Organic Compounds in Ambient Air (Continued)

Lab Sample ID: LCS 200-199211/3
Matrix: Air
Analysis Batch: 199211

Client Sample ID: Lab Control Sample
Prep Type: Total/NA

Analyte	Spike Added	LCS Result	LCS Qualifier	Unit	D	%Rec	%Rec Limits
1,4-Dichlorobenzene	60.1	71.1		ug/m3		118	67 - 132
Benzyl chloride	51.8	65.4		ug/m3		126	60 - 136
n-Butylbenzene	54.9	68.8		ug/m3		125	65 - 137
1,2-Dichlorobenzene	60.1	70.4		ug/m3		117	68 - 129
1,2,4-Trichlorobenzene	74.2	97.0		ug/m3		131	50 - 150
Hexachlorobutadiene	107	134		ug/m3		126	58 - 130
Naphthalene	52.4	65.3		ug/m3		125	50 - 150

QC Association Summary

Client: GHD Services Inc.
Project/Site: 12616852, GM Lockport 256042

Job ID: 480-215916-1

Air - GC/MS VOA

Analysis Batch: 199211

Lab Sample ID	Client Sample ID	Prep Type	Matrix	Method	Prep Batch
480-215916-1	OA-10-121523	Total/NA	Air	TO-15	
480-215916-2	IA-10-1-121523	Total/NA	Air	TO-15	
480-215916-3	IA-10-2-121523	Total/NA	Air	TO-15	
MB 200-199211/4	Method Blank	Total/NA	Air	TO-15	
LCS 200-199211/3	Lab Control Sample	Total/NA	Air	TO-15	

Lab Chronicle

Client: GHD Services Inc.
Project/Site: 12616852, GM Lockport 256042

Job ID: 480-215916-1

Client Sample ID: OA-10-121523

Lab Sample ID: 480-215916-1

Date Collected: 12/15/23 16:33
Matrix: Air
Date Received: 12/20/23 12:00

Prep Type	Batch Type	Batch Method	Run	Dilution Factor	Batch Number	Analyst	Lab	Prepared or Analyzed
Total/NA	Analysis	TO-15		1	199211	TPB	EET BUR	12/30/23 02:19

Client Sample ID: IA-10-1-121523

Lab Sample ID: 480-215916-2

Date Collected: 12/15/23 16:38
Matrix: Air
Date Received: 12/20/23 12:00

Prep Type	Batch Type	Batch Method	Run	Dilution Factor	Batch Number	Analyst	Lab	Prepared or Analyzed
Total/NA	Analysis	TO-15		1	199211	TPB	EET BUR	12/30/23 03:10

Client Sample ID: IA-10-2-121523

Lab Sample ID: 480-215916-3

Date Collected: 12/15/23 16:39
Matrix: Air
Date Received: 12/20/23 12:00

Prep Type	Batch Type	Batch Method	Run	Dilution Factor	Batch Number	Analyst	Lab	Prepared or Analyzed
Total/NA	Analysis	TO-15		1	199211	TPB	EET BUR	12/30/23 04:01

Laboratory References:

EET BUR = Eurofins Burlington, 530 Community Drive, Suite 11, South Burlington, VT 05403, TEL (802)660-1990

Accreditation/Certification Summary

Client: GHD Services Inc.
Project/Site: 12616852, GM Lockport 256042

Job ID: 480-215916-1

Laboratory: Eurofins Burlington

Unless otherwise noted, all analytes for this laboratory were covered under each accreditation/certification below.

Authority	Program	Identification Number	Expiration Date
New York	NELAP	10391	03-31-24

The following analytes are included in this report, but the laboratory is not certified by the governing authority. This list may include analytes for which the agency does not offer certification.

Analysis Method	Prep Method	Matrix	Analyte
TO-15		Air	1,2-Dichloroethene, Total
TO-15		Air	4-Ethyltoluene
TO-15		Air	4-Isopropyltoluene
TO-15		Air	Freon 22
TO-15		Air	Methyl Butyl Ketone (2-Hexanone)
TO-15		Air	n-Butane
TO-15		Air	n-Butylbenzene
TO-15		Air	n-Propylbenzene
TO-15		Air	sec-Butylbenzene
TO-15		Air	tert-Butylbenzene
TO-15		Air	Tetrahydrofuran

Method Summary

Client: GHD Services Inc.
Project/Site: 12616852, GM Lockport 256042

Job ID: 480-215916-1

Method	Method Description	Protocol	Laboratory
TO-15	Volatile Organic Compounds in Ambient Air	EPA	EET BUR

Protocol References:

EPA = US Environmental Protection Agency

Laboratory References:

EET BUR = Eurofins Burlington, 530 Community Drive, Suite 11, South Burlington, VT 05403, TEL (802)660-1990

Sample Summary

Client: GHD Services Inc.
Project/Site: 12616852, GM Lockport 256042

Job ID: 480-215916-1

Lab Sample ID	Client Sample ID	Matrix	Collected	Received	Asset ID
480-215916-1	OA-10-121523	Air	12/15/23 16:33	12/20/23 12:00	Air Canister (6-Liter) #34000107
480-215916-2	IA-10-1-121523	Air	12/15/23 16:38	12/20/23 12:00	Air Canister (6-Liter) #4455
480-215916-3	IA-10-2-121523	Air	12/15/23 16:39	12/20/23 12:00	Air Canister (6-Liter) #3083

Eurofins TestAmerica, Burlington
530 Community Drive
Suite 11
South Burlington, VT 05403-6809
phone 802.660.1990 fax 802.660.1919

Canister Samples Chain of Custody Record

TestAmerica Laboratories, Inc. assumes no liability with respect to the collection and shipment of these samples

480-215916 Chain of Custody

TestAmerica Laboratories, Inc. d/b/a Eurofins TestAmerica

Client Contact Information
Company Name: GZA
Address: 300 Pearl St. Suite 700
City/State/Zip: Buffalo NY 14202
Phone: 716 805 5717
FAX:
Project Name: GMCH Lockport
Site/Location:
PO# 21.0056546 20

Client Project Manager: Thomas Bohlen
Phone: 716 570 5983
Email: thomas.bohlen@GZA.com
Site Contact:
Tel/Fax
Analysis Turnaround Time
Standard (Specific) X
Rush (Specifiy):

Samples Collected By: Morgan Brown (MB)

COC No. 1 of 1 COCs
TALS Project #:
For Lab Use Only:
Walk-in Client:
Lab Sampling.
Job / SDG No.:
(See below for Add'l Items)

Sample Identification	Sample Start Date	Time Start	Sample End Date	Time Stop	Canister Vacuum in Field, "Hg (Start)	Canister Vacuum in Field, "Hg (Stop)	Flow Controller ID	Canister ID	TO-14/15 (Standard / Low Level)	TO-15 SIM	EPA 3C	EPA 25C	ASTM D-1946	EPA 15/16	Other (Please specify in notes section)	Sample Type	Indoor Air/Ambient Air	Sub-Slab	Soil Gas	Soil Vapor Extraction (SVE)	Landfill Gas	Other (Please specify in notes section)	Sample Specific Notes:
OA-10-121523	12/15/23	0833	12/15/23	1633	30	7	5005	34000107	X														
IA-10-1-121523	1	0838	1	1638	30	6	4993	4455		X													
IA-10-2-121523	1	0839	1	1639	30	14	7250	3083		X													

Temperature (Fahrenheit)			
Start	Interior 68	Ambient 42	
Stop	68	46	

Pressure (inches of Hg)			
Start	Interior 30.43	Ambient 30.43	
Stop	30.37	30.37	

Special Instructions/QC Requirements & Comments:

Samples Shipped by: Morgan Brown	**Date / Time:** 12/15/23 1730	**Samples Received by:** LC 12/15/23 17:30
Samples Relinquished by:	**Date / Time:**	**Received by:** ETA Bun 12/20/23 1200
Relinquished by:	**Date / Time:**	**Received by:**

Lab Use Only: **Shipper Name:** **Opened by:** **Condition:**

Form No. CA-C-WI-003, Rev. 2.28, dated 1/8/2021

EUROFINS ENVIRONMENT TESTING
10 HAZELWOOD DRIVE

AMHERST, NY 142282223
UNITED STATES US

BILL SENDER

TO SAMPLE RECEIPT
EUROFINS BURLINGTON
530 COMMUNITY DR
STE 11
SOUTH BURLINGTON VT 054036650

(802) 660-1990 REF:
INV:
PO: DEPT:

FedEx Express

TRK# 0201 7117 9314 5148

TUE - 19 DEC 12:00P
PRIORITY OVERNIGHT

NX BTVA

05403
VT-US BTV

Login Sample Receipt Checklist

Client: GHD Services Inc.

Job Number: 480-215916-1

Login Number: 215916
List Number: 1
Creator: Reynolds, Jamie K

List Source: Eurofins Buffalo

Question	Answer	Comment
Radioactivity wasn't checked or is </= background as measured by a survey meter.	N/A	Lab does not accept radioactive samples.
The cooler's custody seal, if present, is intact.	N/A	Not present
Sample custody seals, if present, are intact.	True	
The cooler or samples do not appear to have been compromised or tampered with.	True	
Samples were received on ice.	N/A	Thermal preservation not required.
Cooler Temperature is acceptable.	True	
Cooler Temperature is recorded.	N/A	Thermal preservation not required.
COC is present.	True	
COC is filled out in ink and legible.	True	
COC is filled out with all pertinent information.	True	
Is the Field Sampler's name present on COC?	True	
There are no discrepancies between the containers received and the COC.	True	
Samples are received within Holding Time (excluding tests with immediate HTs)	True	
Sample containers have legible labels.	True	
Containers are not broken or leaking.	True	
Sample collection date/times are provided.	True	
Appropriate sample containers are used.	True	
Sample bottles are completely filled.	N/A	
Sample Preservation Verified.	True	
There is sufficient vol. for all requested analyses, incl. any requested MS/MSDs	True	
Containers requiring zero headspace have no headspace or bubble is <6mm (1/4").	N/A	
Multiphasic samples are not present.	True	
Samples do not require splitting or compositing.	True	
Residual Chlorine Checked.	N/A	

Pre-Shipment Clean Canister Certification Report

Canister Cleaning & Pre-Shipment Leak Test

System ID	Max DF#	# Cycles	Cleaning Start Date/Time		System Start Temp(s):		Technician	Can Size	Certification Type:
Bottom Rack	10	25	11/23/2023	1502	22	22	SML	6 liter	batch

Port	Can ID	Initial[1] (psia)	Final (psia)	Diff.[3]	Final ("Hg)	Initial Reading Gauge:	Date:	Time:	Tech:	Temp:	Final Reading Gauge:	Date:	Time:	Tech:	Temp:
1	3083	.04	.04	Ø	29.6	G26	11/25/23	1127	—	22.0	G26	12/3/23	1127	—	23.0
2	5968	.04	.04	Ø	29.6	G26	12/3/23	0910	—	23.0	G26	12/7/23	1528	—	22.0
3	4455	.04	.04	Ø	29.6	G26	11/25/23	1127	—	22.0	G26	12/3/23	1127	—	23.0
4	34001429		.04	Ø		G26					G26				
5	3565		.04	Ø		G26					G26				
6	5644		.04	Ø		G26					G26				
7	34000818		.04	Ø		G26					G26				
8	34001285		.04	Ø		G26					G26				
9	34000107		.04	Ø		G26					G26				
10	3164		.20	.16		G26					G26				
11	34000143		.04	Ø		G26					G26				
12	4356		.04	Ø		G26					G26				

[1] Batch Certification: The reading is taken on the "batch" canister and this value is used as the initial pressure for all canisters in the batch.

[3] Difference = Final Pressure - Initial Pressure . Acceptance Criteria: (1) The difference must be less than or equal to + 0.25psi. (2) Pressure readings must be at least 24 hours apart.

If time frame was not met, the PM must authorize shipment of canister **PM Authorization** **Date:**

Clean Canister Certification Analysis & Authorization of Release to Inventory

Test Method: ☑ TO15 Routine ☐ TO15 LL

Can ID	Date	Sequence	Analyst	Inventory Level 1	2	3	4	Secondary Review Limited	Review Date	Reviewer
5968	11/28/23	57957	KPI		XXXXXXX				11/28/23	JPB

Inventory Level 1: Individual Canister Certification (TO15LL 0.01).

Inventory Level 2: Individual or Batch Certification (TO15 0.04 ppbv).

Inventory Level 3: Individual or Batch Certification (TO15 0.2 ppbv).

Inventory Level Limited: Canisters may only be used for certain projects.

Dup Tees/Vac gauges (enter IDs if included):

Comments:

200-70894-A-2
5968
Location: Air-Storage
Bottle: Summa Canister 6L
Sampled: 11/23/2023 12:00 AM 200-1817856

FORM I
AIR - GC/MS VOA ORGANICS ANALYSIS DATA SHEET

Lab Name: Eurofins Burlington | Job No.: 200-70894-1
SDG No.:
Client Sample ID: 5968 | Lab Sample ID: 200-70894-2
Matrix: Air | Lab File ID: 57957_005.D
Analysis Method: TO-15 | Date Collected: 11/23/2023 00:00
Sample wt/vol: 1000(mL) | Date Analyzed: 11/27/2023 10:51
Soil Aliquot Vol: | Dilution Factor: 0.2
Soil Extract Vol.: | GC Column: RTX-624 ID: 0.32(mm)
Purge Volume: | Heated Purge: (Y/N) pH:
% Moisture: % Solids: | Level: (low/med) Low
Analysis Batch No.: 197900 | Units: ppb v/v

CAS NO.	COMPOUND NAME	RESULT	Q	RL	RL
115-07-1	Propylene	1.0	U	1.0	1.0
75-71-8	Dichlorodifluoromethane	0.10	U	0.10	0.10
75-45-6	Freon 22	0.10	U	0.10	0.10
76-14-2	1,2-Dichlorotetrafluoroethane	0.040	U	0.040	0.040
74-87-3	Chloromethane	0.10	U	0.10	0.10
106-97-8	n-Butane	0.10	U	0.10	0.10
75-01-4	Vinyl chloride	0.040	U	0.040	0.040
106-99-0	1,3-Butadiene	0.040	U	0.040	0.040
74-83-9	Bromomethane	0.040	U	0.040	0.040
75-00-3	Chloroethane	0.10	U	0.10	0.10
593-60-2	Bromoethene(Vinyl Bromide)	0.040	U	0.040	0.040
75-69-4	Trichlorofluoromethane	0.040	U	0.040	0.040
64-17-5	Ethanol	1.0	U	1.0	1.0
76-13-1	Freon TF	0.040	U	0.040	0.040
75-35-4	1,1-Dichloroethene	0.040	U	0.040	0.040
67-64-1	Acetone	1.0	U	1.0	1.0
67-63-0	Isopropyl alcohol	1.0	U	1.0	1.0
75-15-0	Carbon disulfide	0.10	U	0.10	0.10
107-05-1	3-Chloropropene	0.10	U	0.10	0.10
75-09-2	Methylene Chloride	0.10	U	0.10	0.10
75-65-0	tert-Butyl alcohol	1.0	U	1.0	1.0
1634-04-4	Methyl tert-butyl ether	0.040	U	0.040	0.040
156-60-5	trans-1,2-Dichloroethene	0.040	U	0.040	0.040
110-54-3	n-Hexane	0.10	U	0.10	0.10
75-34-3	1,1-Dichloroethane	0.040	U	0.040	0.040
108-05-4	Vinyl acetate	1.0	U	1.0	1.0
141-78-6	Ethyl acetate	1.0	U	1.0	1.0
78-93-3	Methyl Ethyl Ketone	0.10	U	0.10	0.10
156-59-2	cis-1,2-Dichloroethene	0.040	U	0.040	0.040
540-59-0	1,2-Dichloroethene, Total	0.080	U	0.080	0.080
67-66-3	Chloroform	0.040	U	0.040	0.040
109-99-9	Tetrahydrofuran	1.0	U	1.0	1.0
71-55-6	1,1,1-Trichloroethane	0.040	U	0.040	0.040
110-82-7	Cyclohexane	0.040	U	0.040	0.040

FORM I
AIR - GC/MS VOA ORGANICS ANALYSIS DATA SHEET

Lab Name: Eurofins Burlington
Job No.: 200-70894-1
SDG No.:
Client Sample ID: 5968
Lab Sample ID: 200-70894-2
Matrix: Air
Lab File ID: 57957_005.D
Analysis Method: TO-15
Date Collected: 11/23/2023 00:00
Sample wt/vol: 1000(mL)
Date Analyzed: 11/27/2023 10:51
Soil Aliquot Vol:
Dilution Factor: 0.2
Soil Extract Vol.:
GC Column: RTX-624 ID: 0.32(mm)
Purge Volume:
Heated Purge: (Y/N) pH:
% Moisture: % Solids:
Level: (low/med) Low
Analysis Batch No.: 197900
Units: ppb v/v

CAS NO.	COMPOUND NAME	RESULT	Q	RL	RL
56-23-5	Carbon tetrachloride	0.040	U	0.040	0.040
540-84-1	2,2,4-Trimethylpentane	0.040	U	0.040	0.040
71-43-2	Benzene	0.040	U	0.040	0.040
107-06-2	1,2-Dichloroethane	0.040	U	0.040	0.040
142-82-5	n-Heptane	0.040	U	0.040	0.040
79-01-6	Trichloroethene	0.040	U	0.040	0.040
80-62-6	Methyl methacrylate	0.10	U	0.10	0.10
78-87-5	1,2-Dichloropropane	0.040	U	0.040	0.040
123-91-1	1,4-Dioxane	1.0	U	1.0	1.0
75-27-4	Bromodichloromethane	0.040	U	0.040	0.040
10061-01-5	cis-1,3-Dichloropropene	0.040	U	0.040	0.040
108-10-1	methyl isobutyl ketone	0.10	U	0.10	0.10
108-88-3	Toluene	0.040	U	0.040	0.040
10061-02-6	trans-1,3-Dichloropropene	0.040	U	0.040	0.040
79-00-5	1,1,2-Trichloroethane	0.040	U	0.040	0.040
127-18-4	Tetrachloroethene	0.040	U	0.040	0.040
591-78-6	Methyl Butyl Ketone (2-Hexanone)	0.10	U	0.10	0.10
124-48-1	Dibromochloromethane	0.040	U	0.040	0.040
106-93-4	1,2-Dibromoethane	0.040	U	0.040	0.040
108-90-7	Chlorobenzene	0.040	U	0.040	0.040
100-41-4	Ethylbenzene	0.040	U	0.040	0.040
179601-23-1	m,p-Xylene	0.10	U	0.10	0.10
95-47-6	Xylene, o-	0.040	U	0.040	0.040
1330-20-7	Xylene (total)	0.14	U	0.14	0.14
100-42-5	Styrene	0.040	U	0.040	0.040
75-25-2	Bromoform	0.040	U	0.040	0.040
98-82-8	Cumene	0.040	U	0.040	0.040
79-34-5	1,1,2,2-Tetrachloroethane	0.040	U	0.040	0.040
103-65-1	n-Propylbenzene	0.040	U	0.040	0.040
622-96-8	4-Ethyltoluene	0.040	U	0.040	0.040
108-67-8	1,3,5-Trimethylbenzene	0.040	U	0.040	0.040
95-49-8	2-Chlorotoluene	0.040	U	0.040	0.040
98-06-6	tert-Butylbenzene	0.040	U	0.040	0.040
95-63-6	1,2,4-Trimethylbenzene	0.040	U	0.040	0.040

FORM I
AIR - GC/MS VOA ORGANICS ANALYSIS DATA SHEET

Lab Name: Eurofins Burlington
Job No.: 200-70894-1
SDG No.:
Client Sample ID: 5968
Lab Sample ID: 200-70894-2
Matrix: Air
Lab File ID: 57957_005.D
Analysis Method: TO-15
Date Collected: 11/23/2023 00:00
Sample wt/vol: 1000(mL)
Date Analyzed: 11/27/2023 10:51
Soil Aliquot Vol:
Dilution Factor: 0.2
Soil Extract Vol.:
GC Column: RTX-624 ID: 0.32(mm)
Purge Volume:
Heated Purge: (Y/N) pH:
% Moisture: % Solids:
Level: (low/med) Low
Analysis Batch No.: 197900
Units: ppb v/v

CAS NO.	COMPOUND NAME	RESULT	Q	RL	RL
135-98-8	sec-Butylbenzene	0.040	U	0.040	0.040
99-87-6	4-Isopropyltoluene	0.040	U	0.040	0.040
541-73-1	1,3-Dichlorobenzene	0.040	U	0.040	0.040
106-46-7	1,4-Dichlorobenzene	0.040	U	0.040	0.040
100-44-7	Benzyl chloride	0.040	U	0.040	0.040
104-51-8	n-Butylbenzene	0.040	U	0.040	0.040
95-50-1	1,2-Dichlorobenzene	0.040	U	0.040	0.040
120-82-1	1,2,4-Trichlorobenzene	0.10	U	0.10	0.10
87-68-3	Hexachlorobutadiene	0.040	U	0.040	0.040
91-20-3	Naphthalene	0.10	U	0.10	0.10

Eurofins Burlington
Target Compound Quantitation Report

Data File: \\chromfs\Burlington\ChromData\CHAN.i\20231127-57957.b\57957_005.D
Lims ID: 200-70894-A-2
Client ID: 5968
Sample Type: Client
Inject. Date: 27-Nov-2023 10:51:05 ALS Bottle#: 0 Worklist Smp#: 5
Purge Vol: 200.000 mL Dil. Factor: 0.2000
Sample Info: 200-0057957-005
Operator ID: Instrument ID: CHAN.i

Method: \\chromfs\Burlington\ChromData\CHAN.i\20231127-57957.b\TO15_TO3_Master_Method_AN.m
Limit Group: AI_TO15_ICAL
Last Update: 28-Nov-2023 07:38:51 Calib Date: 22-Nov-2023 01:04:10
Integrator: RTE ID Type: Deconvolution ID
Quant Method: Internal Standard Quant By: Initial Calibration
Last ICal File: \\chromfs\Burlington\ChromData\CHAN.i\20231121-57917.b\57917_013.D

Column 1 : RTX-624 (0.32 mm) Det: MS SCAN
Process Host: CTX1673

First Level Reviewer: puangmaleek Date: 28-Nov-2023 07:39:20

Compound	Sig	RT (min.)	Adj RT (min.)	Dlt RT (min.)	Q	Response	OnCol Amt ppb v/v	Flags
1 Propene	41		4.396				ND	7
2 Dichlorodifluoromethane	85		4.498				ND	
3 Chlorodifluoromethane	51		4.546				ND	
4 1,2-Dichloro-1,1,2,2-tetrafluoro	85		4.867				ND	
5 Chloromethane	50		4.990				ND	
7 Butane	43		5.295				ND	7
6 Vinyl chloride	62		5.295				ND	
8 Butadiene	54		5.412				ND	
9 Bromomethane	94		6.135				ND	
10 Chloroethane	64		6.407				ND	
13 Vinyl bromide	106		6.830				ND	
14 Trichlorofluoromethane	101		6.991				ND	
16 Ethanol	45		7.365				ND	
20 1,1-Dichloroethene	96		8.055				ND	
21 1,1,2-Trichloro-1,2,2-trifluoroe	101		8.093				ND	
22 Acetone	43		8.130				ND	7
23 Isopropyl alcohol	45		8.419				ND	
24 Carbon disulfide	76		8.456				ND	7
26 3-Chloro-1-propene	41		8.751				ND	
27 Methylene Chloride	49		8.986				ND	7
28 2-Methyl-2-propanol	59		9.189				ND	
31 Methyl tert-butyl ether	73		9.478				ND	
30 trans-1,2-Dichloroethene	61		9.478				ND	
32 Hexane	57		9.986				ND	
S 35 1,2-Dichloroethene, Total	61		10.200				ND	7
33 1,1-Dichloroethane	63		10.254				ND	
34 Vinyl acetate	43		10.259				ND	
36 2-Butanone (MEK)	72		11.222				ND	
37 cis-1,2-Dichloroethene	96		11.254				ND	
38 Ethyl acetate	88		11.297				ND	
* 39 Chlorobromomethane	128	11.666	11.661	0.005	86	134801	10.0	
40 Tetrahydrofuran	42		11.693				ND	

Compound	Sig	RT (min.)	Adj RT (min.)	Dlt RT (min.)	Q	Response	OnCol Amt ppb v/v	Flags
41 Chloroform	83		11.843				ND	
42 1,1,1-Trichloroethane	97		12.142				ND	
43 Cyclohexane	84		12.276				ND	
44 Carbon tetrachloride	117		12.415				ND	
45 Benzene	78		12.768				ND	
46 1,2-Dichloroethane	62		12.849				ND	
47 Isooctane	57		12.977				ND	
48 n-Heptane	43		13.282				ND	
* 49 1,4-Difluorobenzene	114	13.507	13.501	0.006	95	653437	10.0	
51 Trichloroethene	95		13.935				ND	
53 1,2-Dichloropropane	63		14.395				ND	
54 Methyl methacrylate	69		14.475				ND	
55 1,4-Dioxane	88		14.518				ND	
57 Dibromomethane	174		14.555				ND	7
58 Dichlorobromomethane	83		14.865				ND	
59 cis-1,3-Dichloropropene	75		15.663				ND	
61 4-Methyl-2-pentanone (MIBK)	43		15.930				ND	
62 Toluene	92		16.299				ND	
66 trans-1,3-Dichloropropene	75		16.722				ND	
67 1,1,2-Trichloroethane	83		17.096				ND	
68 Tetrachloroethene	166		17.284				ND	
69 2-Hexanone	43		17.503				ND	
70 Chlorodibromomethane	129		17.829				ND	
71 Ethylene Dibromide	107		18.070				ND	
* 73 Chlorobenzene-d5	117	18.979	18.979	0.000	88	569298	10.0	
74 Chlorobenzene	112		19.038				ND	
75 Ethylbenzene	91		19.225				ND	7
76 m-Xylene & p-Xylene	106		19.488				ND	
S 80 Xylenes, Total	106		20.100				ND	7
78 o-Xylene	106		20.258				ND	
79 Styrene	104		20.295				ND	
81 Bromoform	173		20.632				ND	
82 Isopropylbenzene	105		20.932				ND	
83 1,1,2,2-Tetrachloroethane	83		21.451				ND	7
85 N-Propylbenzene	91		21.638				ND	
86 2-Chlorotoluene	91		21.783				ND	
87 4-Ethyltoluene	105		21.831				ND	
88 1,3,5-Trimethylbenzene	105		21.922				ND	
91 tert-Butylbenzene	119		22.398				ND	
92 1,2,4-Trimethylbenzene	105		22.489				ND	
93 sec-Butylbenzene	105		22.724				ND	
94 1,3-Dichlorobenzene	146		22.895				ND	7
95 4-Isopropyltoluene	119		22.933				ND	
96 1,4-Dichlorobenzene	146		23.035				ND	7
97 Benzyl chloride	91		23.184				ND	7
98 n-Butylbenzene	91		23.489				ND	
99 1,2-Dichlorobenzene	146		23.532				ND	
102 1,2,4-Trichlorobenzene	180		25.998				ND	7
103 Hexachlorobutadiene	225		26.239				ND	
104 Naphthalene	128		26.490				ND	7

QC Flag Legend

Processing Flags

7 - Failed Limit of Detection

Reagents:

ATTO15CISs_00012	Amount Added: 20.00	Units: mL	Run Reagent

Report Date: 28-Nov-2023 07:39:20 Chrom Revision: 2.3 15-Nov-2023 20:54:34

Eurofins Burlington

Data File:	\\chromfs\Burlington\ChromData\CHAN.i\20231127-57957.b\57957_005.D				
Injection Date:	27-Nov-2023 10:51:05	Instrument ID:	CHAN.i	Operator ID:	
Lims ID:	200-70894-A-2	Lab Sample ID:	200-70894-2	Worklist Smp#:	5
Client ID:	5968				
Purge Vol:	200.000 mL	Dil. Factor:	0.2000	ALS Bottle#:	0
Method:	TO15_TO3_Master_Method_AN	Limit Group:	AI_TO15_ICAL		

Column: RTX-624 (0.32 mm) Y Scaling: Method Defined: Scale to the Nth Largest Target: 1

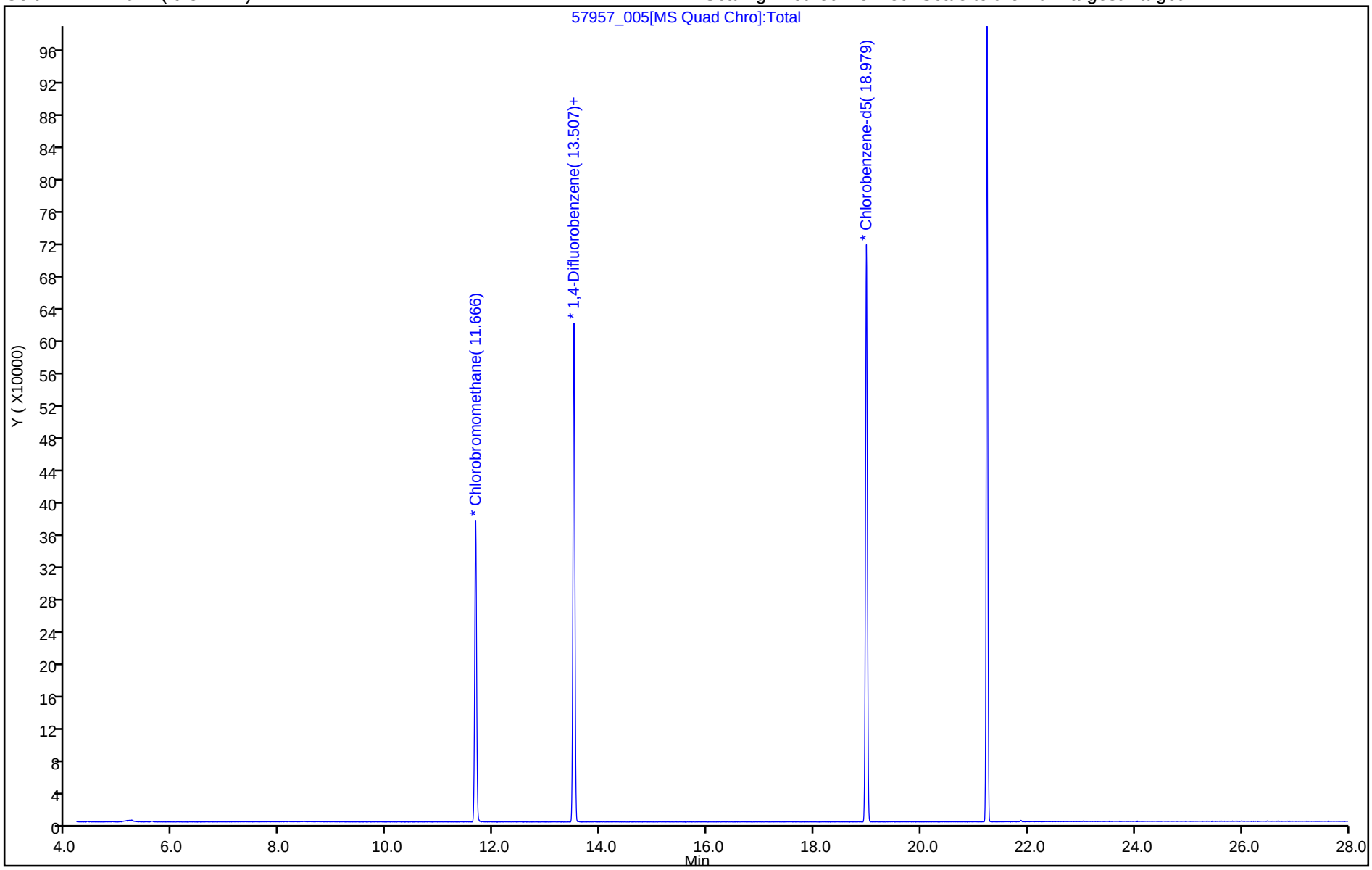

Data Verification Report

January 30, 2024

To	Claire Mondello [cmondello@haleyaldrich.com]	**Project No.**	12616852-256042
Copy to	Denis Conley [dconley@haleyaldrich.com]; Tom Bohlen [thomas.bohlen@gza.com]	**DVR No.**	
From	Christopher Arcuri/eew/15	**Contact No.**	717-585-6408
Project Name	GM-Lockport	**Email**	Christopher.Arcuri@ghd.com
Subject	Analytical Results and Data Verification Quarterly Indoor Air Sampling GM – Lockport Facility Lockport, New York December 2023		

The services undertaken by GHD in connection with preparing this report were limited to those specifically detailed in the report and are subject to the scope limitations set out in the report.

1. Introduction

This document details a data verification of analytical results for ambient air samples collected in support of the Quarterly Indoor Air Sampling at the Lockport site during December 2023. Samples were submitted to Eurofins Environment Testing located in Amherst, New York. A sample collection and analysis summary is presented in Table 1. The validated analytical results are summarized in Table 2. A summary of the analytical methodology is presented in Table 3.

Standard GHD report deliverables were submitted by the laboratory. The final results and supporting quality assurance/quality control (QA/QC) data were assessed. Evaluation of the data was based on information obtained from the chain of custody form, finished report forms, method blank data and recovery data from the laboratory control sample (LCS).

The QA/QC criteria by which these data have been assessed are outlined in the analytical method referenced in Table 3 and applicable guidance from the document entitled "National Functional Guidelines for Organic Superfund Methods Data Review", United States Environmental Protection Agency (US EPA) 540-R-20-005, November 2020.

2. Sample Holding Time and Preservation

The sample holding time criterion for the analysis is summarized in Table 3. The sample chain of custody document and analytical report were used to determine sample holding times. All samples were analyzed within the required holding times.

Most sample containers were received by the laboratory under vacuum within the required pressure range of -1" Hg to -10" Hg. One canister was received at ambient pressure and sample data were rejected (see Table 4).

3. Laboratory Method Blank Analyses

Method blanks are prepared from a purified matrix and analyzed with investigative samples to determine the existence and magnitude of sample contamination introduced during the analytical procedures.

For this study, laboratory method blanks were analyzed at a minimum frequency of 1 per analytical batch.

All method blank results were non-detect, indicating that laboratory contamination was not a factor for this investigation.

4. Laboratory Control Sample Analyses

LCS are prepared and analyzed as samples to assess the analytical efficiencies of the methods employed, independent of sample matrix effects.

For this study, LCS were analyzed at a minimum frequency of 1 per analytical batch.

The LCS contained all compounds of interest. All LCS recoveries were within the laboratory control limits, demonstrating acceptable analytical accuracy.

5. Analyte Reporting

The laboratory reported detected results down to the laboratory's sample-specific method detection limit (MDL) for each analyte. Positive analyte detections less than the RL but greater than the sample-specific MDL were qualified as estimated (J) in Table 2. Non-detect results were presented as non-detect at the RL in Table 2.

6. Conclusion

Based on the assessment detailed in the foregoing, the data summarized in Table 2 are acceptable with the specific exceptions noted herein.

Regards,

Christopher Arcuri
Data Intelligence – Data Validator

Table 1

Sample Collection and Analysis Summary
Quarterly Indoor Air Sampling
GM - Lockport Facility
Lockport, New York
December 2023

Sample Delivery Group	Sample Identification	Location	Matrix	Collection Date (mm/dd/yyyy)	Collection Time (hr:min)	Parameter: VOCs
4802159161	IA-10-1-121523	IA-10-1	Ambient Air	12/15/23	16:38	X
4802159161	IA-10-2-121523	IA-10-2	Ambient Air	12/15/23	16:39	X
4802159161	OA-10-121523	OA-10	Ambient Air	12/15/23	16:33	X

Notes:

VOCs - Volatile Organic Compounds

Table 2

Analytical Results Summary
Quarterly Indoor Air Sampling
GM - Lockport Facility
Lockport, New York
December 2023

Location ID:		**IA-10-1**	**IA-10-2**	**OA-10**
Sample Name:		**IA-10-1-121523**	**IA-10-2-121523**	**OA-10-121523**
Sample Date:		**12/15/2023**	**12/15/2023**	**12/15/2023**
Parameters	**Unit**			
Volatile Organic Compounds				
1,1,1-Trichloroethane	µg/m3	1.1 U	R	1.1 U
1,1,2,2-Tetrachloroethane	µg/m3	1.4 U	R	1.4 U
1,1,2-Trichloroethane	µg/m3	1.1 U	R	1.1 U
1,1-Dichloroethane	µg/m3	0.81 U	R	0.81 U
1,1-Dichloroethene	µg/m3	0.79 U	R	0.79 U
1,2,4-Trichlorobenzene	µg/m3	3.7 U	R	3.7 U
1,2,4-Trimethylbenzene	µg/m3	0.45 J	R	0.98 U
1,2-Dibromoethane (Ethylene dibromide)	µg/m3	1.5 U	R	1.5 U
1,2-Dichlorobenzene	µg/m3	1.2 U	R	1.2 U
1,2-Dichloroethane	µg/m3	0.81 U	R	0.81 U
1,2-Dichloroethene (total)	µg/m3	1.6 U	R	1.6 U
1,2-Dichloropropane	µg/m3	0.92 U	R	0.92 U
1,2-Dichlorotetrafluoroethane (CFC 114)	µg/m3	1.4 U	R	1.4 U
1,3,5-Trimethylbenzene	µg/m3	0.98 U	R	0.98 U
1,3-Butadiene	µg/m3	0.26 J	R	0.44 U
1,3-Dichlorobenzene	µg/m3	1.2 U	R	1.2 U
1,4-Dichlorobenzene	µg/m3	1.2 U	R	1.2 U
1,4-Dioxane	µg/m3	18 U	R	18 U
2,2,4-Trimethylpentane	µg/m3	0.93 U	R	0.20 J
2-Butanone (Methyl ethyl ketone) (MEK)	µg/m3	1.8	R	1.5 U
2-Chlorotoluene	µg/m3	1.0 U	R	1.0 U
2-Hexanone	µg/m3	2.0 U	R	2.0 U
2-Phenylbutane (sec-Butylbenzene)	µg/m3	1.1 U	R	1.1 U
4-Ethyl toluene	µg/m3	0.98 U	R	0.98 U
4-Methyl-2-pentanone (Methyl isobutyl ketone) (MIBK)	µg/m3	2.0 U	R	2.0 U
Acetone	µg/m3	85	R	9.4 J
Allyl chloride	µg/m3	1.6 U	R	1.6 U
Benzene	µg/m3	0.93	R	0.43 J
Benzyl chloride	µg/m3	1.0 U	R	1.0 U

Table 2

Analytical Results Summary
Quarterly Indoor Air Sampling
GM - Lockport Facility
Lockport, New York
December 2023

Location ID:		**IA-10-1**	**IA-10-2**	**OA-10**
Sample Name:		**IA-10-1-121523**	**IA-10-2-121523**	**OA-10-121523**
Sample Date:		**12/15/2023**	**12/15/2023**	**12/15/2023**
Parameters	**Unit**			
Volatile Organic Compounds (Continued)				
Bromodichloromethane	µg/m3	1.3 U	R	1.3 U
Bromoform	µg/m3	2.1 U	R	2.1 U
Bromomethane (Methyl bromide)	µg/m3	0.78 U	R	0.78 U
Butane	µg/m3	6.9	R	4.4
Carbon disulfide	µg/m3	1.6 U	R	1.6 U
Carbon tetrachloride	µg/m3	0.35 J	R	0.30 J
Chlorobenzene	µg/m3	0.92 U	R	0.32 J
Chlorodifluoromethane	µg/m3	0.98 J	R	0.87 J
Chloroethane	µg/m3	1.3 U	R	1.3 U
Chloroform (Trichloromethane)	µg/m3	0.98 U	R	0.98 U
Chloromethane (Methyl chloride)	µg/m3	1.0	R	1.1
cis-1,2-Dichloroethene	µg/m3	0.79 U	R	0.79 U
cis-1,3-Dichloropropene	µg/m3	0.91 U	R	0.91 U
Cyclohexane	µg/m3	4.7	R	0.69 U
Cymene (p-Isopropyltoluene)	µg/m3	1.1 U	R	1.1 U
Dibromochloromethane	µg/m3	1.7 U	R	1.7 U
Dichlorodifluoromethane (CFC-12)	µg/m3	1.8 J	R	1.7 J
Ethylbenzene	µg/m3	10	R	0.38 J
Hexachlorobutadiene	µg/m3	2.1 U	R	2.1 U
Hexane	µg/m3	38	R	0.84 J
Isopropyl alcohol	µg/m3	5.2 J	R	12 U
Isopropyl benzene	µg/m3	0.98 U	R	0.98 U
m&p-Xylenes	µg/m3	42	R	1.1 J
Methyl methacrylate	µg/m3	2.0 U	R	2.0 U
Methyl tert butyl ether (MTBE)	µg/m3	0.72 U	R	0.72 U
Methylene chloride	µg/m3	1.7	R	1.7 U
N-Butylbenzene	µg/m3	1.1 U	R	1.1 U
N-Heptane	µg/m3	0.46 J	R	0.72 J
N-Propylbenzene	µg/m3	0.98 U	R	0.98 U

Table 2

Analytical Results Summary
Quarterly Indoor Air Sampling
GM - Lockport Facility
Lockport, New York
December 2023

Location ID:		**IA-10-1**	**IA-10-2**	**OA-10**
Sample Name:		**IA-10-1-121523**	**IA-10-2-121523**	**OA-10-121523**
Sample Date:		**12/15/2023**	**12/15/2023**	**12/15/2023**
Parameters	**Unit**			
Volatile Organic Compounds (Continued)				
Naphthalene	µg/m3	2.6 U	R	2.6 U
o-Xylene	µg/m3	9.6	R	0.31 J
Styrene	µg/m3	0.85 U	R	0.85 U
tert-Butyl alcohol	µg/m3	15 U	R	15 U
tert-Butylbenzene	µg/m3	1.1 U	R	1.1 U
Tetrachloroethene	µg/m3	3.9	R	0.43 J
Tetrahydrofuran	µg/m3	15 U	R	15 U
Toluene	µg/m3	70	R	0.72 J
trans-1,2-Dichloroethene	µg/m3	0.79 U	R	0.79 U
trans-1,3-Dichloropropene	µg/m3	0.91 U	R	0.91 U
Trichloroethene	µg/m3	0.54 J	R	1.1 U
Trichlorofluoromethane (CFC-11)	µg/m3	0.99 J	R	1.0 J
Trifluorotrichloroethane (CFC-113)	µg/m3	1.5 U	R	0.43 J
Vinyl bromide (Bromoethene)	µg/m3	0.87 U	R	0.87 U
Vinyl chloride	µg/m3	0.51 U	R	0.51 U
Xylenes (total)	µg/m3	52	R	1.4 J

Notes:

J - Estimated concentration

R - Rejected

U - Not detected at the associated reporting limit

Table 3

Analytical Methods
Quarterly Indoor Air Sampling
GM - Lockport Facility
Lockport, New York
December 2023

Parameter	Method	Matrix	Holding Time Collection to Analysis (Days)
Volatile Organic Compounds (VOCs)	TO-15	Air	30

Notes:

Method References:

EPA Method TO-15 - "Compendium of Methods for the Determination of Toxic Organic Compounds in Ambient Air", EPA-625/R-96/010b, January 1999

Table 4

Qualified Sample Data Due to Insufficient Sample Preservation - Vacuum Pressure
Quarterly Indoor Air Sampling
GM - Lockport Facility
Lockport, New York
December 2023

Parameter	Sample ID	Pressure Upon Receipt at Laboratory ("Hg)	Required Pressure ("Hg)	Analyte	Qualified Result	Units
VOCs	IA-10-2-121523	-0.2	-1 to - 10	1,1,1-Trichloroethane	R	-
				1,1,2,2-Tetrachloroethane	R	-
				1,1,2-Trichloroethane	R	-
				1,1-Dichloroethane	R	-
				1,1-Dichloroethene	R	-
				1,2,4-Trichlorobenzene	R	-
				1,2,4-Trimethylbenzene	R	-
				1,2-Dibromoethane (Ethylene dibromide)	R	-
				1,2-Dichlorobenzene	R	-
				1,2-Dichloroethane	R	-
				1,2-Dichloroethene (total)	R	-
				1,2-Dichloropropane	R	-
				1,2-Dichlorotetrafluoroethane (CFC 114)	R	-
				1,3,5-Trimethylbenzene	R	-
				1,3-Butadiene	R	-
				1,3-Dichlorobenzene	R	-

Table 4

Qualified Sample Data Due to Insufficient Sample Preservation - Vacuum Pressure
Quarterly Indoor Air Sampling
GM - Lockport Facility
Lockport, New York
December 2023

Parameter	Sample ID	Pressure Upon Receipt at Laboratory ("Hg)	Required Pressure ("Hg)	Analyte	Qualified Result	Units
VOCs	IA-10-2-121523	-0.2	-1 to - 10	1,4-Dichlorobenzene	R	-
				1,4-Dioxane	R	-
				2,2,4-Trimethylpentane	R	-
				2-Butanone (Methyl ethyl ketone) (MEK)	R	-
				2-Chlorotoluene	R	-
				2-Hexanone	R	-
				2-Phenylbutane (sec-Butylbenzene)	R	-
				4-Ethyl toluene	R	-
				4-Methyl-2-pentanone (Methyl isobutyl ketone) (MIBK)	R	-
				Acetone	R	-
				Allyl chloride	R	-
				Benzene	R	-
				Benzyl chloride	R	-
				Bromodichloromethane	R	-
				Bromoform	R	-
				Bromomethane (Methyl bromide)	R	-

Table 4

Qualified Sample Data Due to Insufficient Sample Preservation - Vacuum Pressure
Quarterly Indoor Air Sampling
GM - Lockport Facility
Lockport, New York
December 2023

Parameter	Sample ID	Pressure Upon Receipt at Laboratory ("Hg)	Required Pressure ("Hg)	Analyte	Qualified Result	Units
VOCs	IA-10-2-121523	-0.2	-1 to - 10	Butane	R	-
				Carbon disulfide	R	-
				Carbon tetrachloride	R	-
				Chlorobenzene	R	-
				Chlorodifluoromethane	R	-
				Chloroethane	R	-
				Chloroform (Trichloromethane)	R	-
				Chloromethane (Methyl chloride)	R	-
				cis-1,2-Dichloroethene	R	-
				cis-1,3-Dichloropropene	R	-
				Cyclohexane	R	-
				Cymene (p-Isopropyltoluene)	R	-
				Dibromochloromethane	R	-
				Dichlorodifluoromethane (CFC-12)	R	-
				Ethylbenzene	R	-
				Hexachlorobutadiene	R	-

Table 4

Qualified Sample Data Due to Insufficient Sample Preservation - Vacuum Pressure
Quarterly Indoor Air Sampling
GM - Lockport Facility
Lockport, New York
December 2023

Parameter	Sample ID	Pressure Upon Receipt at Laboratory ("Hg)	Required Pressure ("Hg)	Analyte	Qualified Result	Units
VOCs	IA-10-2-121523	-0.2	-1 to - 10	Hexane	R	-
				Isopropyl alcohol	R	-
				Isopropyl benzene	R	-
				m&p-Xylenes	R	-
				Methyl methacrylate	R	-
				Methyl tert butyl ether (MTBE)	R	-
				Methylene chloride	R	-
				N-Butylbenzene	R	-
				N-Heptane	R	-
				N-Propylbenzene	R	-
				Naphthalene	R	-
				o-Xylene	R	-
				Styrene	R	-
				tert-Butyl alcohol	R	-
				tert-Butylbenzene	R	-
				Tetrachloroethene	R	-

Table 4

Qualified Sample Data Due to Insufficient Sample Preservation - Vacuum Pressure
Quarterly Indoor Air Sampling
GM - Lockport Facility
Lockport, New York
December 2023

Parameter	Sample ID	Pressure Upon Receipt at Laboratory ("Hg)	Required Pressure ("Hg)	Analyte	Qualified Result	Units
VOCs	IA-10-2-121523	-0.2	-1 to - 10	Tetrahydrofuran	R	-
				Toluene	R	-
				trans-1,2-Dichloroethene	R	-
				trans-1,3-Dichloropropene	R	-
				Trichloroethene	R	-
				Trichlorofluoromethane (CFC-11)	R	-
				Trifluorotrichloroethane (CFC-113)	R	-
				Vinyl bromide (Bromoethene)	R	-
				Vinyl chloride	R	-
				Xylenes (total)	R	-

Notes:

"Hg - Inches of mercury
R - Rejected
"-" - Not Applicable
VOCs - Volatile Organic Compounds

eurofins | Environment Testing

ANALYTICAL REPORT

PREPARED FOR

Attn: Christopher Arcuri
GHD Services Inc.
2055 Niagara Falls Blvd., Suite 3
Niagara Falls, New York 14304

Generated 4/9/2024 12:14:01 PM

JOB DESCRIPTION

12616852, GM-Lockport Air 256042

JOB NUMBER

480-218262-1

Eurofins Buffalo
10 Hazelwood Drive
Amherst NY 14228-2298

See page two for job notes and contact information.

my EOL

Eurofins Buffalo

Job Notes

This report may not be reproduced except in full, and with written approval from the laboratory. The results relate only to the samples tested. For questions please contact the Project Manager at the e-mail address or telephone number listed on this page.

The test results in this report relate only to the samples as received by the laboratory and will meet all requirements of the methodology, with any exceptions noted. This report shall not be reproduced except in full, without the express written approval of the laboratory. All questions should be directed to the Eurofins Environment Testing Northeast, LLC Project Manager.

Authorization

Generated
4/9/2024 12:14:01 PM

Authorized for release by
Denise Heckler, Project Manager II
Denise.Heckler@et.eurofinsus.com
(330)966-9477

Table of Contents

Cover Page 1
Table of Contents 3
Definitions/Glossary 4
Case Narrative 5
Detection Summary 6
Client Sample Results 10
QC Sample Results 22
QC Association Summary 26
Lab Chronicle 27
Certification Summary 28
Method Summary 29
Sample Summary 30
Chain of Custody 31
Receipt Checklists 34
Clean Canister Certification 35
Pre-Ship Certification 35
Clean Canister Data 37

Definitions/Glossary

Client: GHD Services Inc.
Project/Site: 12616852, GM-Lockport Air 256042

Job ID: 480-218262-1

Qualifiers

Air - GC/MS VOA

Qualifier	Qualifier Description
J	Result is less than the RL but greater than or equal to the MDL and the concentration is an approximate value.

Glossary

Abbreviation	These commonly used abbreviations may or may not be present in this report.
¤	Listed under the "D" column to designate that the result is reported on a dry weight basis
%R	Percent Recovery
CFL	Contains Free Liquid
CFU	Colony Forming Unit
CNF	Contains No Free Liquid
DER	Duplicate Error Ratio (normalized absolute difference)
Dil Fac	Dilution Factor
DL	Detection Limit (DoD/DOE)
DL, RA, RE, IN	Indicates a Dilution, Re-analysis, Re-extraction, or additional Initial metals/anion analysis of the sample
DLC	Decision Level Concentration (Radiochemistry)
EDL	Estimated Detection Limit (Dioxin)
LOD	Limit of Detection (DoD/DOE)
LOQ	Limit of Quantitation (DoD/DOE)
MCL	EPA recommended "Maximum Contaminant Level"
MDA	Minimum Detectable Activity (Radiochemistry)
MDC	Minimum Detectable Concentration (Radiochemistry)
MDL	Method Detection Limit
ML	Minimum Level (Dioxin)
MPN	Most Probable Number
MQL	Method Quantitation Limit
NC	Not Calculated
ND	Not Detected at the reporting limit (or MDL or EDL if shown)
NEG	Negative / Absent
POS	Positive / Present
PQL	Practical Quantitation Limit
PRES	Presumptive
QC	Quality Control
RER	Relative Error Ratio (Radiochemistry)
RL	Reporting Limit or Requested Limit (Radiochemistry)
RPD	Relative Percent Difference, a measure of the relative difference between two points
TEF	Toxicity Equivalent Factor (Dioxin)
TEQ	Toxicity Equivalent Quotient (Dioxin)
TNTC	Too Numerous To Count

Job Narrative
480-218262-1

Receipt
The samples were received on 3/28/2024 10:30 AM. Unless otherwise noted below, the samples arrived in good condition.

Air - GC/MS VOA
No additional analytical or quality issues were noted, other than those described above or in the Definitions/ Glossary page.

Detection Summary

Client: GHD Services Inc.
Project/Site: 12616852, GM-Lockport Air 256042

Job ID: 480-218262-1

Client Sample ID: OA-1-032124 — Lab Sample ID: 480-218262-1

Analyte	Result	Qualifier	RL	MDL	Unit	Dil Fac	D	Method	Prep Type
Dichlorodifluoromethane	1.7	J	2.5	0.54	ug/m3	1		TO-15	Total/NA
Freon 22	0.64	J	1.8	0.42	ug/m3	1		TO-15	Total/NA
Chloromethane	0.83	J	1.0	0.31	ug/m3	1		TO-15	Total/NA
Trichlorofluoromethane	0.95	J	1.1	0.28	ug/m3	1		TO-15	Total/NA
Acetone	10	J	12	3.8	ug/m3	1		TO-15	Total/NA
Methylene Chloride	1.0	J	1.7	0.63	ug/m3	1		TO-15	Total/NA
Carbon tetrachloride	0.34	J	1.3	0.14	ug/m3	1		TO-15	Total/NA
Benzene	0.21	J	0.64	0.14	ug/m3	1		TO-15	Total/NA
n-Propylbenzene	0.30	J	0.98	0.23	ug/m3	1		TO-15	Total/NA
4-Ethyltoluene	0.45	J	0.98	0.24	ug/m3	1		TO-15	Total/NA
1,3,5-Trimethylbenzene	0.59	J	0.98	0.23	ug/m3	1		TO-15	Total/NA
1,2,4-Trimethylbenzene	1.6		0.98	0.39	ug/m3	1		TO-15	Total/NA
sec-Butylbenzene	0.41	J	1.1	0.25	ug/m3	1		TO-15	Total/NA

Client Sample ID: 10-IA-1-032124 — Lab Sample ID: 480-218262-2

Analyte	Result	Qualifier	RL	MDL	Unit	Dil Fac	D	Method	Prep Type
Dichlorodifluoromethane	1.7	J	2.5	0.54	ug/m3	1		TO-15	Total/NA
Freon 22	0.68	J	1.8	0.42	ug/m3	1		TO-15	Total/NA
Chloromethane	0.92	J	1.0	0.31	ug/m3	1		TO-15	Total/NA
n-Butane	5.5		1.2	0.48	ug/m3	1		TO-15	Total/NA
1,3-Butadiene	0.43	J	0.44	0.086	ug/m3	1		TO-15	Total/NA
Trichlorofluoromethane	1.0	J	1.1	0.28	ug/m3	1		TO-15	Total/NA
Freon TF	0.41	J	1.5	0.41	ug/m3	1		TO-15	Total/NA
Acetone	38		12	3.8	ug/m3	1		TO-15	Total/NA
n-Hexane	14		1.8	0.39	ug/m3	1		TO-15	Total/NA
cis-1,2-Dichloroethene	0.49	J	0.79	0.083	ug/m3	1		TO-15	Total/NA
1,2-Dichloroethene, Total	0.49	J	1.6	0.083	ug/m3	1		TO-15	Total/NA
Cyclohexane	2.5		0.69	0.20	ug/m3	1		TO-15	Total/NA
Carbon tetrachloride	0.38	J	1.3	0.14	ug/m3	1		TO-15	Total/NA
Benzene	0.54	J	0.64	0.14	ug/m3	1		TO-15	Total/NA
n-Heptane	10		0.82	0.23	ug/m3	1		TO-15	Total/NA
Trichloroethene	0.78	J	1.1	0.13	ug/m3	1		TO-15	Total/NA
Toluene	27		0.75	0.23	ug/m3	1		TO-15	Total/NA
Tetrachloroethene	8.2		1.4	0.14	ug/m3	1		TO-15	Total/NA
Chlorobenzene	0.67	J	0.92	0.20	ug/m3	1		TO-15	Total/NA
Ethylbenzene	0.64	J	0.87	0.30	ug/m3	1		TO-15	Total/NA
m,p-Xylene	2.5		2.2	0.41	ug/m3	1		TO-15	Total/NA
Xylene, o-	0.66	J	0.87	0.27	ug/m3	1		TO-15	Total/NA
Xylene (total)	3.2		3.0	0.23	ug/m3	1		TO-15	Total/NA
1,2,4-Trimethylbenzene	0.46	J	0.98	0.39	ug/m3	1		TO-15	Total/NA

Client Sample ID: 10-IA-2-032124 — Lab Sample ID: 480-218262-3

Analyte	Result	Qualifier	RL	MDL	Unit	Dil Fac	D	Method	Prep Type
Dichlorodifluoromethane	1.8	J	2.5	0.54	ug/m3	1		TO-15	Total/NA
Freon 22	0.78	J	1.8	0.42	ug/m3	1		TO-15	Total/NA
Chloromethane	0.88	J	1.0	0.31	ug/m3	1		TO-15	Total/NA
n-Butane	8.5		1.2	0.48	ug/m3	1		TO-15	Total/NA
1,3-Butadiene	0.38	J	0.44	0.086	ug/m3	1		TO-15	Total/NA
Trichlorofluoromethane	1.0	J	1.1	0.28	ug/m3	1		TO-15	Total/NA
Acetone	54		12	3.8	ug/m3	1		TO-15	Total/NA

This Detection Summary does not include radiochemical test results.

Eurofins Buffalo

Detection Summary

Client: GHD Services Inc.
Project/Site: 12616852, GM-Lockport Air 256042

Job ID: 480-218262-1

Client Sample ID: 10-IA-2-032124 (Continued) — Lab Sample ID: 480-218262-3

Analyte	Result	Qualifier	RL	MDL	Unit	Dil Fac	D	Method	Prep Type
Methylene Chloride	75		1.7	0.63	ug/m3	1		TO-15	Total/NA
n-Hexane	29		1.8	0.39	ug/m3	1		TO-15	Total/NA
cis-1,2-Dichloroethene	0.39	J	0.79	0.083	ug/m3	1		TO-15	Total/NA
1,2-Dichloroethene, Total	0.39	J	1.6	0.083	ug/m3	1		TO-15	Total/NA
Chloroform	0.27	J	0.98	0.20	ug/m3	1		TO-15	Total/NA
Cyclohexane	3.0		0.69	0.20	ug/m3	1		TO-15	Total/NA
Carbon tetrachloride	0.34	J	1.3	0.14	ug/m3	1		TO-15	Total/NA
Benzene	0.57	J	0.64	0.14	ug/m3	1		TO-15	Total/NA
n-Heptane	11		0.82	0.23	ug/m3	1		TO-15	Total/NA
Trichloroethene	0.68	J	1.1	0.13	ug/m3	1		TO-15	Total/NA
Toluene	33		0.75	0.23	ug/m3	1		TO-15	Total/NA
Tetrachloroethene	6.5		1.4	0.14	ug/m3	1		TO-15	Total/NA
Chlorobenzene	0.51	J	0.92	0.20	ug/m3	1		TO-15	Total/NA
Ethylbenzene	0.66	J	0.87	0.30	ug/m3	1		TO-15	Total/NA
m,p-Xylene	2.6		2.2	0.41	ug/m3	1		TO-15	Total/NA
Xylene, o-	0.74	J	0.87	0.27	ug/m3	1		TO-15	Total/NA
Xylene (total)	3.3		3.0	0.23	ug/m3	1		TO-15	Total/NA
1,2,4-Trimethylbenzene	0.46	J	0.98	0.39	ug/m3	1		TO-15	Total/NA

Client Sample ID: 8-IA-1-032124 — Lab Sample ID: 480-218262-4

Analyte	Result	Qualifier	RL	MDL	Unit	Dil Fac	D	Method	Prep Type
Dichlorodifluoromethane	1.8	J	2.5	0.54	ug/m3	1		TO-15	Total/NA
Freon 22	0.80	J	1.8	0.42	ug/m3	1		TO-15	Total/NA
Chloromethane	0.83	J	1.0	0.31	ug/m3	1		TO-15	Total/NA
n-Butane	1.2		1.2	0.48	ug/m3	1		TO-15	Total/NA
Vinyl chloride	0.064	J	0.51	0.054	ug/m3	1		TO-15	Total/NA
Trichlorofluoromethane	1.4		1.1	0.28	ug/m3	1		TO-15	Total/NA
Freon TF	0.64	J	1.5	0.41	ug/m3	1		TO-15	Total/NA
Acetone	8.3	J	12	3.8	ug/m3	1		TO-15	Total/NA
Methylene Chloride	4.4		1.7	0.63	ug/m3	1		TO-15	Total/NA
n-Hexane	0.78	J	1.8	0.39	ug/m3	1		TO-15	Total/NA
cis-1,2-Dichloroethene	0.56	J	0.79	0.083	ug/m3	1		TO-15	Total/NA
1,2-Dichloroethene, Total	0.56	J	1.6	0.083	ug/m3	1		TO-15	Total/NA
Tetrahydrofuran	6.5	J	15	3.8	ug/m3	1		TO-15	Total/NA
Carbon tetrachloride	0.33	J	1.3	0.14	ug/m3	1		TO-15	Total/NA
Benzene	0.29	J	0.64	0.14	ug/m3	1		TO-15	Total/NA
Trichloroethene	2.7		1.1	0.13	ug/m3	1		TO-15	Total/NA
Toluene	0.58	J	0.75	0.23	ug/m3	1		TO-15	Total/NA
Tetrachloroethene	0.32	J	1.4	0.14	ug/m3	1		TO-15	Total/NA
m,p-Xylene	0.52	J	2.2	0.41	ug/m3	1		TO-15	Total/NA
Xylene (total)	0.52	J	3.0	0.23	ug/m3	1		TO-15	Total/NA
1,2,4-Trimethylbenzene	0.52	J	0.98	0.39	ug/m3	1		TO-15	Total/NA

Client Sample ID: 8-IA-2-032124 — Lab Sample ID: 480-218262-5

Analyte	Result	Qualifier	RL	MDL	Unit	Dil Fac	D	Method	Prep Type
Dichlorodifluoromethane	1.9	J	2.5	0.54	ug/m3	1		TO-15	Total/NA
Freon 22	0.91	J	1.8	0.42	ug/m3	1		TO-15	Total/NA
Chloromethane	0.83	J	1.0	0.31	ug/m3	1		TO-15	Total/NA
n-Butane	1.1	J	1.2	0.48	ug/m3	1		TO-15	Total/NA
Trichlorofluoromethane	1.5		1.1	0.28	ug/m3	1		TO-15	Total/NA

This Detection Summary does not include radiochemical test results.

Detection Summary

Client: GHD Services Inc.
Project/Site: 12616852, GM-Lockport Air 256042

Job ID: 480-218262-1

Client Sample ID: 8-IA-2-032124 (Continued) — Lab Sample ID: 480-218262-5

Analyte	Result	Qualifier	RL	MDL	Unit	Dil Fac	D	Method	Prep Type
Freon TF	0.61	J	1.5	0.41	ug/m3	1		TO-15	Total/NA
Acetone	11	J	12	3.8	ug/m3	1		TO-15	Total/NA
Carbon disulfide	0.51	J	1.6	0.40	ug/m3	1		TO-15	Total/NA
Methylene Chloride	0.94	J	1.7	0.63	ug/m3	1		TO-15	Total/NA
Methyl Ethyl Ketone	1.6		1.5	1.4	ug/m3	1		TO-15	Total/NA
cis-1,2-Dichloroethene	0.45	J	0.79	0.083	ug/m3	1		TO-15	Total/NA
1,2-Dichloroethene, Total	0.45	J	1.6	0.083	ug/m3	1		TO-15	Total/NA
Tetrahydrofuran	9.4	J	15	3.8	ug/m3	1		TO-15	Total/NA
Carbon tetrachloride	0.36	J	1.3	0.14	ug/m3	1		TO-15	Total/NA
Benzene	0.31	J	0.64	0.14	ug/m3	1		TO-15	Total/NA
Trichloroethene	2.9		1.1	0.13	ug/m3	1		TO-15	Total/NA
Toluene	0.60	J	0.75	0.23	ug/m3	1		TO-15	Total/NA
Tetrachloroethene	0.31	J	1.4	0.14	ug/m3	1		TO-15	Total/NA
m,p-Xylene	0.45	J	2.2	0.41	ug/m3	1		TO-15	Total/NA
Xylene (total)	0.45	J	3.0	0.23	ug/m3	1		TO-15	Total/NA
1,2,4-Trimethylbenzene	0.61	J	0.98	0.39	ug/m3	1		TO-15	Total/NA

Client Sample ID: 7A-IA-1-032124 — Lab Sample ID: 480-218262-6

Analyte	Result	Qualifier	RL	MDL	Unit	Dil Fac	D	Method	Prep Type
Dichlorodifluoromethane	1.8	J	2.5	0.54	ug/m3	1		TO-15	Total/NA
Freon 22	2.2		1.8	0.42	ug/m3	1		TO-15	Total/NA
Chloromethane	0.85	J	1.0	0.31	ug/m3	1		TO-15	Total/NA
n-Butane	1.6		1.2	0.48	ug/m3	1		TO-15	Total/NA
Trichlorofluoromethane	1.0	J	1.1	0.28	ug/m3	1		TO-15	Total/NA
Freon TF	0.41	J	1.5	0.41	ug/m3	1		TO-15	Total/NA
Acetone	8.2	J	12	3.8	ug/m3	1		TO-15	Total/NA
Methylene Chloride	0.63	J	1.7	0.63	ug/m3	1		TO-15	Total/NA
Carbon tetrachloride	0.34	J	1.3	0.14	ug/m3	1		TO-15	Total/NA
Benzene	0.22	J	0.64	0.14	ug/m3	1		TO-15	Total/NA
n-Heptane	0.53	J	0.82	0.23	ug/m3	1		TO-15	Total/NA
Tetrachloroethene	0.30	J	1.4	0.14	ug/m3	1		TO-15	Total/NA

Client Sample ID: 7A-IA-2-032124 — Lab Sample ID: 480-218262-7

Analyte	Result	Qualifier	RL	MDL	Unit	Dil Fac	D	Method	Prep Type
Dichlorodifluoromethane	1.9	J	2.5	0.54	ug/m3	1		TO-15	Total/NA
Freon 22	3.2		1.8	0.42	ug/m3	1		TO-15	Total/NA
Chloromethane	0.85	J	1.0	0.31	ug/m3	1		TO-15	Total/NA
n-Butane	5.9		1.2	0.48	ug/m3	1		TO-15	Total/NA
Trichlorofluoromethane	1.0	J	1.1	0.28	ug/m3	1		TO-15	Total/NA
Acetone	27		12	3.8	ug/m3	1		TO-15	Total/NA
Isopropyl alcohol	12		12	3.9	ug/m3	1		TO-15	Total/NA
Methylene Chloride	6.2		1.7	0.63	ug/m3	1		TO-15	Total/NA
n-Hexane	1.3	J	1.8	0.39	ug/m3	1		TO-15	Total/NA
cis-1,2-Dichloroethene	0.093	J	0.79	0.083	ug/m3	1		TO-15	Total/NA
1,2-Dichloroethene, Total	0.093	J	1.6	0.083	ug/m3	1		TO-15	Total/NA
Carbon tetrachloride	0.41	J	1.3	0.14	ug/m3	1		TO-15	Total/NA
Benzene	0.24	J	0.64	0.14	ug/m3	1		TO-15	Total/NA
n-Heptane	3.2		0.82	0.23	ug/m3	1		TO-15	Total/NA
Trichloroethene	0.20	J	1.1	0.13	ug/m3	1		TO-15	Total/NA
Toluene	0.59	J	0.75	0.23	ug/m3	1		TO-15	Total/NA

This Detection Summary does not include radiochemical test results.

Detection Summary

Client: GHD Services Inc.
Project/Site: 12616852, GM-Lockport Air 256042

Job ID: 480-218262-1

Client Sample ID: 7A-IA-2-032124 (Continued)

Lab Sample ID: 480-218262-7

Analyte	Result	Qualifier	RL	MDL	Unit	Dil Fac	D	Method	Prep Type
Tetrachloroethene	0.83	J	1.4	0.14	ug/m3	1		TO-15	Total/NA

This Detection Summary does not include radiochemical test results.

Client Sample Results

Client: GHD Services Inc.
Project/Site: 12616852, GM-Lockport Air 256042

Job ID: 480-218262-1

Client Sample ID: OA-1-032124

Lab Sample ID: 480-218262-1

Date Collected: 03/21/24 16:11
Matrix: Air
Date Received: 03/28/24 10:30
Sample Container: Summa Canister 6L

Method: EPA TO-15 - Volatile Organic Compounds in Ambient Air

Analyte	Result	Qualifier	RL	MDL	Unit	D	Prepared	Analyzed	Dil Fac
Dichlorodifluoromethane	**1.7**	**J**	2.5	0.54	ug/m3			04/05/24 15:51	1
Freon 22	**0.64**	**J**	1.8	0.42	ug/m3			04/05/24 15:51	1
1,2-Dichlorotetrafluoroethane	ND		1.4	0.34	ug/m3			04/05/24 15:51	1
Chloromethane	**0.83**	**J**	1.0	0.31	ug/m3			04/05/24 15:51	1
n-Butane	ND		1.2	0.48	ug/m3			04/05/24 15:51	1
Vinyl chloride	ND		0.51	0.054	ug/m3			04/05/24 15:51	1
1,3-Butadiene	ND		0.44	0.086	ug/m3			04/05/24 15:51	1
Bromomethane	ND		0.78	0.28	ug/m3			04/05/24 15:51	1
Chloroethane	ND		1.3	0.47	ug/m3			04/05/24 15:51	1
Bromoethene(Vinyl Bromide)	ND		0.87	0.22	ug/m3			04/05/24 15:51	1
Trichlorofluoromethane	**0.95**	**J**	1.1	0.28	ug/m3			04/05/24 15:51	1
Freon TF	ND		1.5	0.41	ug/m3			04/05/24 15:51	1
1,1-Dichloroethene	ND		0.79	0.10	ug/m3			04/05/24 15:51	1
Acetone	**10**	**J**	12	3.8	ug/m3			04/05/24 15:51	1
Isopropyl alcohol	ND		12	3.9	ug/m3			04/05/24 15:51	1
Carbon disulfide	ND		1.6	0.40	ug/m3			04/05/24 15:51	1
3-Chloropropene	ND		1.6	0.38	ug/m3			04/05/24 15:51	1
Methylene Chloride	**1.0**	**J**	1.7	0.63	ug/m3			04/05/24 15:51	1
tert-Butyl alcohol	ND		15	3.6	ug/m3			04/05/24 15:51	1
Methyl tert-butyl ether	ND		0.72	0.13	ug/m3			04/05/24 15:51	1
trans-1,2-Dichloroethene	ND		0.79	0.091	ug/m3			04/05/24 15:51	1
n-Hexane	ND		1.8	0.39	ug/m3			04/05/24 15:51	1
1,1-Dichloroethane	ND		0.81	0.10	ug/m3			04/05/24 15:51	1
Methyl Ethyl Ketone	ND		1.5	1.4	ug/m3			04/05/24 15:51	1
cis-1,2-Dichloroethene	ND		0.79	0.083	ug/m3			04/05/24 15:51	1
1,2-Dichloroethene, Total	ND		1.6	0.083	ug/m3			04/05/24 15:51	1
Chloroform	ND		0.98	0.20	ug/m3			04/05/24 15:51	1
Tetrahydrofuran	ND		15	3.8	ug/m3			04/05/24 15:51	1
1,1,1-Trichloroethane	ND		1.1	0.24	ug/m3			04/05/24 15:51	1
Cyclohexane	ND		0.69	0.20	ug/m3			04/05/24 15:51	1
Carbon tetrachloride	**0.34**	**J**	1.3	0.14	ug/m3			04/05/24 15:51	1
2,2,4-Trimethylpentane	ND		0.93	0.18	ug/m3			04/05/24 15:51	1
Benzene	**0.21**	**J**	0.64	0.14	ug/m3			04/05/24 15:51	1
1,2-Dichloroethane	ND		0.81	0.38	ug/m3			04/05/24 15:51	1
n-Heptane	ND		0.82	0.23	ug/m3			04/05/24 15:51	1
Trichloroethene	ND		1.1	0.13	ug/m3			04/05/24 15:51	1
Methyl methacrylate	ND		2.0	0.57	ug/m3			04/05/24 15:51	1
1,2-Dichloropropane	ND		0.92	0.43	ug/m3			04/05/24 15:51	1
1,4-Dioxane	ND		18	0.30	ug/m3			04/05/24 15:51	1
Bromodichloromethane	ND		1.3	0.34	ug/m3			04/05/24 15:51	1
cis-1,3-Dichloropropene	ND		0.91	0.20	ug/m3			04/05/24 15:51	1
methyl isobutyl ketone	ND		2.0	0.53	ug/m3			04/05/24 15:51	1
Toluene	ND		0.75	0.23	ug/m3			04/05/24 15:51	1
trans-1,3-Dichloropropene	ND		0.91	0.25	ug/m3			04/05/24 15:51	1
1,1,2-Trichloroethane	ND		1.1	0.40	ug/m3			04/05/24 15:51	1
Tetrachloroethene	ND		1.4	0.14	ug/m3			04/05/24 15:51	1
Methyl Butyl Ketone (2-Hexanone)	ND		2.0	0.61	ug/m3			04/05/24 15:51	1
Dibromochloromethane	ND		1.7	0.54	ug/m3			04/05/24 15:51	1

Client Sample Results

Client: GHD Services Inc.
Project/Site: 12616852, GM-Lockport Air 256042

Job ID: 480-218262-1

Client Sample ID: OA-1-032124

Lab Sample ID: 480-218262-1
Matrix: Air

Date Collected: 03/21/24 16:11
Date Received: 03/28/24 10:30
Sample Container: Summa Canister 6L

Method: EPA TO-15 - Volatile Organic Compounds in Ambient Air (Continued)

Analyte	Result	Qualifier	RL	MDL	Unit	D	Prepared	Analyzed	Dil Fac
1,2-Dibromoethane	ND		1.5	0.32	ug/m3			04/05/24 15:51	1
Chlorobenzene	ND		0.92	0.20	ug/m3			04/05/24 15:51	1
Ethylbenzene	ND		0.87	0.30	ug/m3			04/05/24 15:51	1
m,p-Xylene	ND		2.2	0.41	ug/m3			04/05/24 15:51	1
Xylene, o-	ND		0.87	0.27	ug/m3			04/05/24 15:51	1
Xylene (total)	ND		3.0	0.23	ug/m3			04/05/24 15:51	1
Styrene	ND		0.85	0.25	ug/m3			04/05/24 15:51	1
Bromoform	ND		2.1	1.2	ug/m3			04/05/24 15:51	1
Cumene	ND		0.98	0.20	ug/m3			04/05/24 15:51	1
1,1,2,2-Tetrachloroethane	ND		1.4	0.30	ug/m3			04/05/24 15:51	1
n-Propylbenzene	**0.30**	**J**	0.98	0.23	ug/m3			04/05/24 15:51	1
4-Ethyltoluene	**0.45**	**J**	0.98	0.24	ug/m3			04/05/24 15:51	1
1,3,5-Trimethylbenzene	**0.59**	**J**	0.98	0.23	ug/m3			04/05/24 15:51	1
2-Chlorotoluene	ND		1.0	0.24	ug/m3			04/05/24 15:51	1
tert-Butylbenzene	ND		1.1	0.26	ug/m3			04/05/24 15:51	1
1,2,4-Trimethylbenzene	**1.6**		0.98	0.39	ug/m3			04/05/24 15:51	1
sec-Butylbenzene	**0.41**	**J**	1.1	0.25	ug/m3			04/05/24 15:51	1
4-Isopropyltoluene	ND		1.1	0.33	ug/m3			04/05/24 15:51	1
1,3-Dichlorobenzene	ND		1.2	0.44	ug/m3			04/05/24 15:51	1
1,4-Dichlorobenzene	ND		1.2	0.54	ug/m3			04/05/24 15:51	1
Benzyl chloride	ND		1.0	0.46	ug/m3			04/05/24 15:51	1
n-Butylbenzene	ND		1.1	0.60	ug/m3			04/05/24 15:51	1
1,2-Dichlorobenzene	ND		1.2	0.40	ug/m3			04/05/24 15:51	1
1,2,4-Trichlorobenzene	ND		3.7	2.4	ug/m3			04/05/24 15:51	1
Hexachlorobutadiene	ND		2.1	1.2	ug/m3			04/05/24 15:51	1
Naphthalene	ND		2.6	1.6	ug/m3			04/05/24 15:51	1

Client Sample ID: 10-IA-1-032124

Lab Sample ID: 480-218262-2
Matrix: Air

Date Collected: 03/21/24 15:00
Date Received: 03/28/24 10:30
Sample Container: Summa Canister 6L

Method: EPA TO-15 - Volatile Organic Compounds in Ambient Air

Analyte	Result	Qualifier	RL	MDL	Unit	D	Prepared	Analyzed	Dil Fac
Dichlorodifluoromethane	**1.7**	**J**	2.5	0.54	ug/m3			04/05/24 16:43	1
Freon 22	**0.68**	**J**	1.8	0.42	ug/m3			04/05/24 16:43	1
1,2-Dichlorotetrafluoroethane	ND		1.4	0.34	ug/m3			04/05/24 16:43	1
Chloromethane	**0.92**	**J**	1.0	0.31	ug/m3			04/05/24 16:43	1
n-Butane	**5.5**		1.2	0.48	ug/m3			04/05/24 16:43	1
Vinyl chloride	ND		0.51	0.054	ug/m3			04/05/24 16:43	1
1,3-Butadiene	**0.43**	**J**	0.44	0.086	ug/m3			04/05/24 16:43	1
Bromomethane	ND		0.78	0.28	ug/m3			04/05/24 16:43	1
Chloroethane	ND		1.3	0.47	ug/m3			04/05/24 16:43	1
Bromoethene(Vinyl Bromide)	ND		0.87	0.22	ug/m3			04/05/24 16:43	1
Trichlorofluoromethane	**1.0**	**J**	1.1	0.28	ug/m3			04/05/24 16:43	1
Freon TF	**0.41**	**J**	1.5	0.41	ug/m3			04/05/24 16:43	1
1,1-Dichloroethene	ND		0.79	0.10	ug/m3			04/05/24 16:43	1
Acetone	**38**		12	3.8	ug/m3			04/05/24 16:43	1
Isopropyl alcohol	ND		12	3.9	ug/m3			04/05/24 16:43	1

Client: GHD Services Inc.
Project/Site: 12616852, GM-Lockport Air 256042

Job ID: 480-218262-1

Client Sample ID: 10-IA-1-032124

Lab Sample ID: 480-218262-2

Date Collected: 03/21/24 15:00
Matrix: Air
Date Received: 03/28/24 10:30
Sample Container: Summa Canister 6L

Method: EPA TO-15 - Volatile Organic Compounds in Ambient Air (Continued)

Analyte	Result	Qualifier	RL	MDL	Unit	D	Prepared	Analyzed	Dil Fac
Carbon disulfide	ND		1.6	0.40	ug/m3			04/05/24 16:43	1
3-Chloropropene	ND		1.6	0.38	ug/m3			04/05/24 16:43	1
Methylene Chloride	ND		1.7	0.63	ug/m3			04/05/24 16:43	1
tert-Butyl alcohol	ND		15	3.6	ug/m3			04/05/24 16:43	1
Methyl tert-butyl ether	ND		0.72	0.13	ug/m3			04/05/24 16:43	1
trans-1,2-Dichloroethene	ND		0.79	0.091	ug/m3			04/05/24 16:43	1
n-Hexane	**14**		1.8	0.39	ug/m3			04/05/24 16:43	1
1,1-Dichloroethane	ND		0.81	0.10	ug/m3			04/05/24 16:43	1
Methyl Ethyl Ketone	ND		1.5	1.4	ug/m3			04/05/24 16:43	1
cis-1,2-Dichloroethene	**0.49**	**J**	0.79	0.083	ug/m3			04/05/24 16:43	1
1,2-Dichloroethene, Total	**0.49**	**J**	1.6	0.083	ug/m3			04/05/24 16:43	1
Chloroform	ND		0.98	0.20	ug/m3			04/05/24 16:43	1
Tetrahydrofuran	ND		15	3.8	ug/m3			04/05/24 16:43	1
1,1,1-Trichloroethane	ND		1.1	0.24	ug/m3			04/05/24 16:43	1
Cyclohexane	**2.5**		0.69	0.20	ug/m3			04/05/24 16:43	1
Carbon tetrachloride	**0.38**	**J**	1.3	0.14	ug/m3			04/05/24 16:43	1
2,2,4-Trimethylpentane	ND		0.93	0.18	ug/m3			04/05/24 16:43	1
Benzene	**0.54**	**J**	0.64	0.14	ug/m3			04/05/24 16:43	1
1,2-Dichloroethane	ND		0.81	0.38	ug/m3			04/05/24 16:43	1
n-Heptane	**10**		0.82	0.23	ug/m3			04/05/24 16:43	1
Trichloroethene	**0.78**	**J**	1.1	0.13	ug/m3			04/05/24 16:43	1
Methyl methacrylate	ND		2.0	0.57	ug/m3			04/05/24 16:43	1
1,2-Dichloropropane	ND		0.92	0.43	ug/m3			04/05/24 16:43	1
1,4-Dioxane	ND		18	0.30	ug/m3			04/05/24 16:43	1
Bromodichloromethane	ND		1.3	0.34	ug/m3			04/05/24 16:43	1
cis-1,3-Dichloropropene	ND		0.91	0.20	ug/m3			04/05/24 16:43	1
methyl isobutyl ketone	ND		2.0	0.53	ug/m3			04/05/24 16:43	1
Toluene	**27**		0.75	0.23	ug/m3			04/05/24 16:43	1
trans-1,3-Dichloropropene	ND		0.91	0.25	ug/m3			04/05/24 16:43	1
1,1,2-Trichloroethane	ND		1.1	0.40	ug/m3			04/05/24 16:43	1
Tetrachloroethene	**8.2**		1.4	0.14	ug/m3			04/05/24 16:43	1
Methyl Butyl Ketone (2-Hexanone)	ND		2.0	0.61	ug/m3			04/05/24 16:43	1
Dibromochloromethane	ND		1.7	0.54	ug/m3			04/05/24 16:43	1
1,2-Dibromoethane	ND		1.5	0.32	ug/m3			04/05/24 16:43	1
Chlorobenzene	**0.67**	**J**	0.92	0.20	ug/m3			04/05/24 16:43	1
Ethylbenzene	**0.64**	**J**	0.87	0.30	ug/m3			04/05/24 16:43	1
m,p-Xylene	**2.5**		2.2	0.41	ug/m3			04/05/24 16:43	1
Xylene, o-	**0.66**	**J**	0.87	0.27	ug/m3			04/05/24 16:43	1
Xylene (total)	**3.2**		3.0	0.23	ug/m3			04/05/24 16:43	1
Styrene	ND		0.85	0.25	ug/m3			04/05/24 16:43	1
Bromoform	ND		2.1	1.2	ug/m3			04/05/24 16:43	1
Cumene	ND		0.98	0.20	ug/m3			04/05/24 16:43	1
1,1,2,2-Tetrachloroethane	ND		1.4	0.30	ug/m3			04/05/24 16:43	1
n-Propylbenzene	ND		0.98	0.23	ug/m3			04/05/24 16:43	1
4-Ethyltoluene	ND		0.98	0.24	ug/m3			04/05/24 16:43	1
1,3,5-Trimethylbenzene	ND		0.98	0.23	ug/m3			04/05/24 16:43	1
2-Chlorotoluene	ND		1.0	0.24	ug/m3			04/05/24 16:43	1
tert-Butylbenzene	ND		1.1	0.26	ug/m3			04/05/24 16:43	1

Client Sample ID: 10-IA-1-032124

Lab Sample ID: 480-218262-2

Date Collected: 03/21/24 15:00
Matrix: Air
Date Received: 03/28/24 10:30
Sample Container: Summa Canister 6L

Method: EPA TO-15 - Volatile Organic Compounds in Ambient Air (Continued)

Analyte	Result	Qualifier	RL	MDL	Unit	D	Prepared	Analyzed	Dil Fac
1,2,4-Trimethylbenzene	**0.46**	**J**	0.98	0.39	ug/m3			04/05/24 16:43	1
sec-Butylbenzene	ND		1.1	0.25	ug/m3			04/05/24 16:43	1
4-Isopropyltoluene	ND		1.1	0.33	ug/m3			04/05/24 16:43	1
1,3-Dichlorobenzene	ND		1.2	0.44	ug/m3			04/05/24 16:43	1
1,4-Dichlorobenzene	ND		1.2	0.54	ug/m3			04/05/24 16:43	1
Benzyl chloride	ND		1.0	0.46	ug/m3			04/05/24 16:43	1
n-Butylbenzene	ND		1.1	0.60	ug/m3			04/05/24 16:43	1
1,2-Dichlorobenzene	ND		1.2	0.40	ug/m3			04/05/24 16:43	1
1,2,4-Trichlorobenzene	ND		3.7	2.4	ug/m3			04/05/24 16:43	1
Hexachlorobutadiene	ND		2.1	1.2	ug/m3			04/05/24 16:43	1
Naphthalene	ND		2.6	1.6	ug/m3			04/05/24 16:43	1

Client Sample ID: 10-IA-2-032124

Lab Sample ID: 480-218262-3

Date Collected: 03/21/24 16:00
Matrix: Air
Date Received: 03/28/24 10:30
Sample Container: Summa Canister 6L

Method: EPA TO-15 - Volatile Organic Compounds in Ambient Air

Analyte	Result	Qualifier	RL	MDL	Unit	D	Prepared	Analyzed	Dil Fac
Dichlorodifluoromethane	**1.8**	**J**	2.5	0.54	ug/m3			04/05/24 17:35	1
Freon 22	**0.78**	**J**	1.8	0.42	ug/m3			04/05/24 17:35	1
1,2-Dichlorotetrafluoroethane	ND		1.4	0.34	ug/m3			04/05/24 17:35	1
Chloromethane	**0.88**	**J**	1.0	0.31	ug/m3			04/05/24 17:35	1
n-Butane	**8.5**		1.2	0.48	ug/m3			04/05/24 17:35	1
Vinyl chloride	ND		0.51	0.054	ug/m3			04/05/24 17:35	1
1,3-Butadiene	**0.38**	**J**	0.44	0.086	ug/m3			04/05/24 17:35	1
Bromomethane	ND		0.78	0.28	ug/m3			04/05/24 17:35	1
Chloroethane	ND		1.3	0.47	ug/m3			04/05/24 17:35	1
Bromoethene(Vinyl Bromide)	ND		0.87	0.22	ug/m3			04/05/24 17:35	1
Trichlorofluoromethane	**1.0**	**J**	1.1	0.28	ug/m3			04/05/24 17:35	1
Freon TF	ND		1.5	0.41	ug/m3			04/05/24 17:35	1
1,1-Dichloroethene	ND		0.79	0.10	ug/m3			04/05/24 17:35	1
Acetone	**54**		12	3.8	ug/m3			04/05/24 17:35	1
Isopropyl alcohol	ND		12	3.9	ug/m3			04/05/24 17:35	1
Carbon disulfide	ND		1.6	0.40	ug/m3			04/05/24 17:35	1
3-Chloropropene	ND		1.6	0.38	ug/m3			04/05/24 17:35	1
Methylene Chloride	**75**		1.7	0.63	ug/m3			04/05/24 17:35	1
tert-Butyl alcohol	ND		15	3.6	ug/m3			04/05/24 17:35	1
Methyl tert-butyl ether	ND		0.72	0.13	ug/m3			04/05/24 17:35	1
trans-1,2-Dichloroethene	ND		0.79	0.091	ug/m3			04/05/24 17:35	1
n-Hexane	**29**		1.8	0.39	ug/m3			04/05/24 17:35	1
1,1-Dichloroethane	ND		0.81	0.10	ug/m3			04/05/24 17:35	1
Methyl Ethyl Ketone	ND		1.5	1.4	ug/m3			04/05/24 17:35	1
cis-1,2-Dichloroethene	**0.39**	**J**	0.79	0.083	ug/m3			04/05/24 17:35	1
1,2-Dichloroethene, Total	**0.39**	**J**	1.6	0.083	ug/m3			04/05/24 17:35	1
Chloroform	**0.27**	**J**	0.98	0.20	ug/m3			04/05/24 17:35	1
Tetrahydrofuran	ND		15	3.8	ug/m3			04/05/24 17:35	1
1,1,1-Trichloroethane	ND		1.1	0.24	ug/m3			04/05/24 17:35	1
Cyclohexane	**3.0**		0.69	0.20	ug/m3			04/05/24 17:35	1

Client Sample Results

Client: GHD Services Inc.
Project/Site: 12616852, GM-Lockport Air 256042

Job ID: 480-218262-1

Client Sample ID: 10-IA-2-032124

Lab Sample ID: 480-218262-3

Date Collected: 03/21/24 16:00
Matrix: Air
Date Received: 03/28/24 10:30
Sample Container: Summa Canister 6L

Method: EPA TO-15 - Volatile Organic Compounds in Ambient Air (Continued)

Analyte	Result	Qualifier	RL	MDL	Unit	D	Prepared	Analyzed	Dil Fac
Carbon tetrachloride	**0.34**	**J**	1.3	0.14	ug/m3			04/05/24 17:35	1
2,2,4-Trimethylpentane	ND		0.93	0.18	ug/m3			04/05/24 17:35	1
Benzene	**0.57**	**J**	0.64	0.14	ug/m3			04/05/24 17:35	1
1,2-Dichloroethane	ND		0.81	0.38	ug/m3			04/05/24 17:35	1
n-Heptane	**11**		0.82	0.23	ug/m3			04/05/24 17:35	1
Trichloroethene	**0.68**	**J**	1.1	0.13	ug/m3			04/05/24 17:35	1
Methyl methacrylate	ND		2.0	0.57	ug/m3			04/05/24 17:35	1
1,2-Dichloropropane	ND		0.92	0.43	ug/m3			04/05/24 17:35	1
1,4-Dioxane	ND		18	0.30	ug/m3			04/05/24 17:35	1
Bromodichloromethane	ND		1.3	0.34	ug/m3			04/05/24 17:35	1
cis-1,3-Dichloropropene	ND		0.91	0.20	ug/m3			04/05/24 17:35	1
methyl isobutyl ketone	ND		2.0	0.53	ug/m3			04/05/24 17:35	1
Toluene	**33**		0.75	0.23	ug/m3			04/05/24 17:35	1
trans-1,3-Dichloropropene	ND		0.91	0.25	ug/m3			04/05/24 17:35	1
1,1,2-Trichloroethane	ND		1.1	0.40	ug/m3			04/05/24 17:35	1
Tetrachloroethene	**6.5**		1.4	0.14	ug/m3			04/05/24 17:35	1
Methyl Butyl Ketone (2-Hexanone)	ND		2.0	0.61	ug/m3			04/05/24 17:35	1
Dibromochloromethane	ND		1.7	0.54	ug/m3			04/05/24 17:35	1
1,2-Dibromoethane	ND		1.5	0.32	ug/m3			04/05/24 17:35	1
Chlorobenzene	**0.51**	**J**	0.92	0.20	ug/m3			04/05/24 17:35	1
Ethylbenzene	**0.66**	**J**	0.87	0.30	ug/m3			04/05/24 17:35	1
m,p-Xylene	**2.6**		2.2	0.41	ug/m3			04/05/24 17:35	1
Xylene, o-	**0.74**	**J**	0.87	0.27	ug/m3			04/05/24 17:35	1
Xylene (total)	**3.3**		3.0	0.23	ug/m3			04/05/24 17:35	1
Styrene	ND		0.85	0.25	ug/m3			04/05/24 17:35	1
Bromoform	ND		2.1	1.2	ug/m3			04/05/24 17:35	1
Cumene	ND		0.98	0.20	ug/m3			04/05/24 17:35	1
1,1,2,2-Tetrachloroethane	ND		1.4	0.30	ug/m3			04/05/24 17:35	1
n-Propylbenzene	ND		0.98	0.23	ug/m3			04/05/24 17:35	1
4-Ethyltoluene	ND		0.98	0.24	ug/m3			04/05/24 17:35	1
1,3,5-Trimethylbenzene	ND		0.98	0.23	ug/m3			04/05/24 17:35	1
2-Chlorotoluene	ND		1.0	0.24	ug/m3			04/05/24 17:35	1
tert-Butylbenzene	ND		1.1	0.26	ug/m3			04/05/24 17:35	1
1,2,4-Trimethylbenzene	**0.46**	**J**	0.98	0.39	ug/m3			04/05/24 17:35	1
sec-Butylbenzene	ND		1.1	0.25	ug/m3			04/05/24 17:35	1
4-Isopropyltoluene	ND		1.1	0.33	ug/m3			04/05/24 17:35	1
1,3-Dichlorobenzene	ND		1.2	0.44	ug/m3			04/05/24 17:35	1
1,4-Dichlorobenzene	ND		1.2	0.54	ug/m3			04/05/24 17:35	1
Benzyl chloride	ND		1.0	0.46	ug/m3			04/05/24 17:35	1
n-Butylbenzene	ND		1.1	0.60	ug/m3			04/05/24 17:35	1
1,2-Dichlorobenzene	ND		1.2	0.40	ug/m3			04/05/24 17:35	1
1,2,4-Trichlorobenzene	ND		3.7	2.4	ug/m3			04/05/24 17:35	1
Hexachlorobutadiene	ND		2.1	1.2	ug/m3			04/05/24 17:35	1
Naphthalene	ND		2.6	1.6	ug/m3			04/05/24 17:35	1

Client Sample Results

Client: GHD Services Inc.
Project/Site: 12616852, GM-Lockport Air 256042

Job ID: 480-218262-1

Client Sample ID: 8-IA-1-032124

Lab Sample ID: 480-218262-4

Date Collected: 03/21/24 16:29
Date Received: 03/28/24 10:30
Sample Container: Summa Canister 6L

Matrix: Air

Method: EPA TO-15 - Volatile Organic Compounds in Ambient Air

Analyte	Result	Qualifier	RL	MDL	Unit	D	Prepared	Analyzed	Dil Fac
Dichlorodifluoromethane	**1.8**	**J**	2.5	0.54	ug/m3			04/05/24 18:27	1
Freon 22	**0.80**	**J**	1.8	0.42	ug/m3			04/05/24 18:27	1
1,2-Dichlorotetrafluoroethane	ND		1.4	0.34	ug/m3			04/05/24 18:27	1
Chloromethane	**0.83**	**J**	1.0	0.31	ug/m3			04/05/24 18:27	1
n-Butane	**1.2**		1.2	0.48	ug/m3			04/05/24 18:27	1
Vinyl chloride	**0.064**	**J**	0.51	0.054	ug/m3			04/05/24 18:27	1
1,3-Butadiene	ND		0.44	0.086	ug/m3			04/05/24 18:27	1
Bromomethane	ND		0.78	0.28	ug/m3			04/05/24 18:27	1
Chloroethane	ND		1.3	0.47	ug/m3			04/05/24 18:27	1
Bromoethene(Vinyl Bromide)	ND		0.87	0.22	ug/m3			04/05/24 18:27	1
Trichlorofluoromethane	**1.4**		1.1	0.28	ug/m3			04/05/24 18:27	1
Freon TF	**0.64**	**J**	1.5	0.41	ug/m3			04/05/24 18:27	1
1,1-Dichloroethene	ND		0.79	0.10	ug/m3			04/05/24 18:27	1
Acetone	**8.3**	**J**	12	3.8	ug/m3			04/05/24 18:27	1
Isopropyl alcohol	ND		12	3.9	ug/m3			04/05/24 18:27	1
Carbon disulfide	ND		1.6	0.40	ug/m3			04/05/24 18:27	1
3-Chloropropene	ND		1.6	0.38	ug/m3			04/05/24 18:27	1
Methylene Chloride	**4.4**		1.7	0.63	ug/m3			04/05/24 18:27	1
tert-Butyl alcohol	ND		15	3.6	ug/m3			04/05/24 18:27	1
Methyl tert-butyl ether	ND		0.72	0.13	ug/m3			04/05/24 18:27	1
trans-1,2-Dichloroethene	ND		0.79	0.091	ug/m3			04/05/24 18:27	1
n-Hexane	**0.78**	**J**	1.8	0.39	ug/m3			04/05/24 18:27	1
1,1-Dichloroethane	ND		0.81	0.10	ug/m3			04/05/24 18:27	1
Methyl Ethyl Ketone	ND		1.5	1.4	ug/m3			04/05/24 18:27	1
cis-1,2-Dichloroethene	**0.56**	**J**	0.79	0.083	ug/m3			04/05/24 18:27	1
1,2-Dichloroethene, Total	**0.56**	**J**	1.6	0.083	ug/m3			04/05/24 18:27	1
Chloroform	ND		0.98	0.20	ug/m3			04/05/24 18:27	1
Tetrahydrofuran	**6.5**	**J**	15	3.8	ug/m3			04/05/24 18:27	1
1,1,1-Trichloroethane	ND		1.1	0.24	ug/m3			04/05/24 18:27	1
Cyclohexane	ND		0.69	0.20	ug/m3			04/05/24 18:27	1
Carbon tetrachloride	**0.33**	**J**	1.3	0.14	ug/m3			04/05/24 18:27	1
2,2,4-Trimethylpentane	ND		0.93	0.18	ug/m3			04/05/24 18:27	1
Benzene	**0.29**	**J**	0.64	0.14	ug/m3			04/05/24 18:27	1
1,2-Dichloroethane	ND		0.81	0.38	ug/m3			04/05/24 18:27	1
n-Heptane	ND		0.82	0.23	ug/m3			04/05/24 18:27	1
Trichloroethene	**2.7**		1.1	0.13	ug/m3			04/05/24 18:27	1
Methyl methacrylate	ND		2.0	0.57	ug/m3			04/05/24 18:27	1
1,2-Dichloropropane	ND		0.92	0.43	ug/m3			04/05/24 18:27	1
1,4-Dioxane	ND		18	0.30	ug/m3			04/05/24 18:27	1
Bromodichloromethane	ND		1.3	0.34	ug/m3			04/05/24 18:27	1
cis-1,3-Dichloropropene	ND		0.91	0.20	ug/m3			04/05/24 18:27	1
methyl isobutyl ketone	ND		2.0	0.53	ug/m3			04/05/24 18:27	1
Toluene	**0.58**	**J**	0.75	0.23	ug/m3			04/05/24 18:27	1
trans-1,3-Dichloropropene	ND		0.91	0.25	ug/m3			04/05/24 18:27	1
1,1,2-Trichloroethane	ND		1.1	0.40	ug/m3			04/05/24 18:27	1
Tetrachloroethene	**0.32**	**J**	1.4	0.14	ug/m3			04/05/24 18:27	1
Methyl Butyl Ketone (2-Hexanone)	ND		2.0	0.61	ug/m3			04/05/24 18:27	1
Dibromochloromethane	ND		1.7	0.54	ug/m3			04/05/24 18:27	1

Client Sample ID: 8-IA-1-032124

Lab Sample ID: 480-218262-4

Date Collected: 03/21/24 16:29
Matrix: Air
Date Received: 03/28/24 10:30
Sample Container: Summa Canister 6L

Method: EPA TO-15 - Volatile Organic Compounds in Ambient Air (Continued)

Analyte	Result	Qualifier	RL	MDL	Unit	D	Prepared	Analyzed	Dil Fac
1,2-Dibromoethane	ND		1.5	0.32	ug/m3			04/05/24 18:27	1
Chlorobenzene	ND		0.92	0.20	ug/m3			04/05/24 18:27	1
Ethylbenzene	ND		0.87	0.30	ug/m3			04/05/24 18:27	1
m,p-Xylene	**0.52**	**J**	2.2	0.41	ug/m3			04/05/24 18:27	1
Xylene, o-	ND		0.87	0.27	ug/m3			04/05/24 18:27	1
Xylene (total)	**0.52**	**J**	3.0	0.23	ug/m3			04/05/24 18:27	1
Styrene	ND		0.85	0.25	ug/m3			04/05/24 18:27	1
Bromoform	ND		2.1	1.2	ug/m3			04/05/24 18:27	1
Cumene	ND		0.98	0.20	ug/m3			04/05/24 18:27	1
1,1,2,2-Tetrachloroethane	ND		1.4	0.30	ug/m3			04/05/24 18:27	1
n-Propylbenzene	ND		0.98	0.23	ug/m3			04/05/24 18:27	1
4-Ethyltoluene	ND		0.98	0.24	ug/m3			04/05/24 18:27	1
1,3,5-Trimethylbenzene	ND		0.98	0.23	ug/m3			04/05/24 18:27	1
2-Chlorotoluene	ND		1.0	0.24	ug/m3			04/05/24 18:27	1
tert-Butylbenzene	ND		1.1	0.26	ug/m3			04/05/24 18:27	1
1,2,4-Trimethylbenzene	**0.52**	**J**	0.98	0.39	ug/m3			04/05/24 18:27	1
sec-Butylbenzene	ND		1.1	0.25	ug/m3			04/05/24 18:27	1
4-Isopropyltoluene	ND		1.1	0.33	ug/m3			04/05/24 18:27	1
1,3-Dichlorobenzene	ND		1.2	0.44	ug/m3			04/05/24 18:27	1
1,4-Dichlorobenzene	ND		1.2	0.54	ug/m3			04/05/24 18:27	1
Benzyl chloride	ND		1.0	0.46	ug/m3			04/05/24 18:27	1
n-Butylbenzene	ND		1.1	0.60	ug/m3			04/05/24 18:27	1
1,2-Dichlorobenzene	ND		1.2	0.40	ug/m3			04/05/24 18:27	1
1,2,4-Trichlorobenzene	ND		3.7	2.4	ug/m3			04/05/24 18:27	1
Hexachlorobutadiene	ND		2.1	1.2	ug/m3			04/05/24 18:27	1
Naphthalene	ND		2.6	1.6	ug/m3			04/05/24 18:27	1

Client Sample ID: 8-IA-2-032124

Lab Sample ID: 480-218262-5

Date Collected: 03/21/24 16:31
Matrix: Air
Date Received: 03/28/24 10:30
Sample Container: Summa Canister 6L

Method: EPA TO-15 - Volatile Organic Compounds in Ambient Air

Analyte	Result	Qualifier	RL	MDL	Unit	D	Prepared	Analyzed	Dil Fac
Dichlorodifluoromethane	**1.9**	**J**	2.5	0.54	ug/m3			04/05/24 19:19	1
Freon 22	**0.91**	**J**	1.8	0.42	ug/m3			04/05/24 19:19	1
1,2-Dichlorotetrafluoroethane	ND		1.4	0.34	ug/m3			04/05/24 19:19	1
Chloromethane	**0.83**	**J**	1.0	0.31	ug/m3			04/05/24 19:19	1
n-Butane	**1.1**	**J**	1.2	0.48	ug/m3			04/05/24 19:19	1
Vinyl chloride	ND		0.51	0.054	ug/m3			04/05/24 19:19	1
1,3-Butadiene	ND		0.44	0.086	ug/m3			04/05/24 19:19	1
Bromomethane	ND		0.78	0.28	ug/m3			04/05/24 19:19	1
Chloroethane	ND		1.3	0.47	ug/m3			04/05/24 19:19	1
Bromoethene(Vinyl Bromide)	ND		0.87	0.22	ug/m3			04/05/24 19:19	1
Trichlorofluoromethane	**1.5**		1.1	0.28	ug/m3			04/05/24 19:19	1
Freon TF	**0.61**	**J**	1.5	0.41	ug/m3			04/05/24 19:19	1
1,1-Dichloroethene	ND		0.79	0.10	ug/m3			04/05/24 19:19	1
Acetone	**11**	**J**	12	3.8	ug/m3			04/05/24 19:19	1
Isopropyl alcohol	ND		12	3.9	ug/m3			04/05/24 19:19	1

Client Sample Results

Client: GHD Services Inc.
Project/Site: 12616852, GM-Lockport Air 256042

Job ID: 480-218262-1

Client Sample ID: 8-IA-2-032124

Lab Sample ID: 480-218262-5

Date Collected: 03/21/24 16:31
Matrix: Air
Date Received: 03/28/24 10:30
Sample Container: Summa Canister 6L

Method: EPA TO-15 - Volatile Organic Compounds in Ambient Air (Continued)

Analyte	Result	Qualifier	RL	MDL	Unit	D	Prepared	Analyzed	Dil Fac
Carbon disulfide	**0.51**	**J**	1.6	0.40	ug/m3			04/05/24 19:19	1
3-Chloropropene	ND		1.6	0.38	ug/m3			04/05/24 19:19	1
Methylene Chloride	**0.94**	**J**	1.7	0.63	ug/m3			04/05/24 19:19	1
tert-Butyl alcohol	ND		15	3.6	ug/m3			04/05/24 19:19	1
Methyl tert-butyl ether	ND		0.72	0.13	ug/m3			04/05/24 19:19	1
trans-1,2-Dichloroethene	ND		0.79	0.091	ug/m3			04/05/24 19:19	1
n-Hexane	ND		1.8	0.39	ug/m3			04/05/24 19:19	1
1,1-Dichloroethane	ND		0.81	0.10	ug/m3			04/05/24 19:19	1
Methyl Ethyl Ketone	**1.6**		1.5	1.4	ug/m3			04/05/24 19:19	1
cis-1,2-Dichloroethene	**0.45**	**J**	0.79	0.083	ug/m3			04/05/24 19:19	1
1,2-Dichloroethene, Total	**0.45**	**J**	1.6	0.083	ug/m3			04/05/24 19:19	1
Chloroform	ND		0.98	0.20	ug/m3			04/05/24 19:19	1
Tetrahydrofuran	**9.4**	**J**	15	3.8	ug/m3			04/05/24 19:19	1
1,1,1-Trichloroethane	ND		1.1	0.24	ug/m3			04/05/24 19:19	1
Cyclohexane	ND		0.69	0.20	ug/m3			04/05/24 19:19	1
Carbon tetrachloride	**0.36**	**J**	1.3	0.14	ug/m3			04/05/24 19:19	1
2,2,4-Trimethylpentane	ND		0.93	0.18	ug/m3			04/05/24 19:19	1
Benzene	**0.31**	**J**	0.64	0.14	ug/m3			04/05/24 19:19	1
1,2-Dichloroethane	ND		0.81	0.38	ug/m3			04/05/24 19:19	1
n-Heptane	ND		0.82	0.23	ug/m3			04/05/24 19:19	1
Trichloroethene	**2.9**		1.1	0.13	ug/m3			04/05/24 19:19	1
Methyl methacrylate	ND		2.0	0.57	ug/m3			04/05/24 19:19	1
1,2-Dichloropropane	ND		0.92	0.43	ug/m3			04/05/24 19:19	1
1,4-Dioxane	ND		18	0.30	ug/m3			04/05/24 19:19	1
Bromodichloromethane	ND		1.3	0.34	ug/m3			04/05/24 19:19	1
cis-1,3-Dichloropropene	ND		0.91	0.20	ug/m3			04/05/24 19:19	1
methyl isobutyl ketone	ND		2.0	0.53	ug/m3			04/05/24 19:19	1
Toluene	**0.60**	**J**	0.75	0.23	ug/m3			04/05/24 19:19	1
trans-1,3-Dichloropropene	ND		0.91	0.25	ug/m3			04/05/24 19:19	1
1,1,2-Trichloroethane	ND		1.1	0.40	ug/m3			04/05/24 19:19	1
Tetrachloroethene	**0.31**	**J**	1.4	0.14	ug/m3			04/05/24 19:19	1
Methyl Butyl Ketone (2-Hexanone)	ND		2.0	0.61	ug/m3			04/05/24 19:19	1
Dibromochloromethane	ND		1.7	0.54	ug/m3			04/05/24 19:19	1
1,2-Dibromoethane	ND		1.5	0.32	ug/m3			04/05/24 19:19	1
Chlorobenzene	ND		0.92	0.20	ug/m3			04/05/24 19:19	1
Ethylbenzene	ND		0.87	0.30	ug/m3			04/05/24 19:19	1
m,p-Xylene	**0.45**	**J**	2.2	0.41	ug/m3			04/05/24 19:19	1
Xylene, o-	ND		0.87	0.27	ug/m3			04/05/24 19:19	1
Xylene (total)	**0.45**	**J**	3.0	0.23	ug/m3			04/05/24 19:19	1
Styrene	ND		0.85	0.25	ug/m3			04/05/24 19:19	1
Bromoform	ND		2.1	1.2	ug/m3			04/05/24 19:19	1
Cumene	ND		0.98	0.20	ug/m3			04/05/24 19:19	1
1,1,2,2-Tetrachloroethane	ND		1.4	0.30	ug/m3			04/05/24 19:19	1
n-Propylbenzene	ND		0.98	0.23	ug/m3			04/05/24 19:19	1
4-Ethyltoluene	ND		0.98	0.24	ug/m3			04/05/24 19:19	1
1,3,5-Trimethylbenzene	ND		0.98	0.23	ug/m3			04/05/24 19:19	1
2-Chlorotoluene	ND		1.0	0.24	ug/m3			04/05/24 19:19	1
tert-Butylbenzene	ND		1.1	0.26	ug/m3			04/05/24 19:19	1

Client Sample ID: 8-IA-2-032124

Lab Sample ID: 480-218262-5

Date Collected: 03/21/24 16:31
Matrix: Air
Date Received: 03/28/24 10:30
Sample Container: Summa Canister 6L

Method: EPA TO-15 - Volatile Organic Compounds in Ambient Air (Continued)

Analyte	Result	Qualifier	RL	MDL	Unit	D	Prepared	Analyzed	Dil Fac
1,2,4-Trimethylbenzene	**0.61**	**J**	0.98	0.39	ug/m3			04/05/24 19:19	1
sec-Butylbenzene	ND		1.1	0.25	ug/m3			04/05/24 19:19	1
4-Isopropyltoluene	ND		1.1	0.33	ug/m3			04/05/24 19:19	1
1,3-Dichlorobenzene	ND		1.2	0.44	ug/m3			04/05/24 19:19	1
1,4-Dichlorobenzene	ND		1.2	0.54	ug/m3			04/05/24 19:19	1
Benzyl chloride	ND		1.0	0.46	ug/m3			04/05/24 19:19	1
n-Butylbenzene	ND		1.1	0.60	ug/m3			04/05/24 19:19	1
1,2-Dichlorobenzene	ND		1.2	0.40	ug/m3			04/05/24 19:19	1
1,2,4-Trichlorobenzene	ND		3.7	2.4	ug/m3			04/05/24 19:19	1
Hexachlorobutadiene	ND		2.1	1.2	ug/m3			04/05/24 19:19	1
Naphthalene	ND		2.6	1.6	ug/m3			04/05/24 19:19	1

Client Sample ID: 7A-IA-1-032124

Lab Sample ID: 480-218262-6

Date Collected: 03/21/24 14:40
Matrix: Air
Date Received: 03/28/24 10:30
Sample Container: Summa Canister 6L

Method: EPA TO-15 - Volatile Organic Compounds in Ambient Air

Analyte	Result	Qualifier	RL	MDL	Unit	D	Prepared	Analyzed	Dil Fac
Dichlorodifluoromethane	**1.8**	**J**	2.5	0.54	ug/m3			04/05/24 20:12	1
Freon 22	**2.2**		1.8	0.42	ug/m3			04/05/24 20:12	1
1,2-Dichlorotetrafluoroethane	ND		1.4	0.34	ug/m3			04/05/24 20:12	1
Chloromethane	**0.85**	**J**	1.0	0.31	ug/m3			04/05/24 20:12	1
n-Butane	**1.6**		1.2	0.48	ug/m3			04/05/24 20:12	1
Vinyl chloride	ND		0.51	0.054	ug/m3			04/05/24 20:12	1
1,3-Butadiene	ND		0.44	0.086	ug/m3			04/05/24 20:12	1
Bromomethane	ND		0.78	0.28	ug/m3			04/05/24 20:12	1
Chloroethane	ND		1.3	0.47	ug/m3			04/05/24 20:12	1
Bromoethene(Vinyl Bromide)	ND		0.87	0.22	ug/m3			04/05/24 20:12	1
Trichlorofluoromethane	**1.0**	**J**	1.1	0.28	ug/m3			04/05/24 20:12	1
Freon TF	**0.41**	**J**	1.5	0.41	ug/m3			04/05/24 20:12	1
1,1-Dichloroethene	ND		0.79	0.10	ug/m3			04/05/24 20:12	1
Acetone	**8.2**	**J**	12	3.8	ug/m3			04/05/24 20:12	1
Isopropyl alcohol	ND		12	3.9	ug/m3			04/05/24 20:12	1
Carbon disulfide	ND		1.6	0.40	ug/m3			04/05/24 20:12	1
3-Chloropropene	ND		1.6	0.38	ug/m3			04/05/24 20:12	1
Methylene Chloride	**0.63**	**J**	1.7	0.63	ug/m3			04/05/24 20:12	1
tert-Butyl alcohol	ND		15	3.6	ug/m3			04/05/24 20:12	1
Methyl tert-butyl ether	ND		0.72	0.13	ug/m3			04/05/24 20:12	1
trans-1,2-Dichloroethene	ND		0.79	0.091	ug/m3			04/05/24 20:12	1
n-Hexane	ND		1.8	0.39	ug/m3			04/05/24 20:12	1
1,1-Dichloroethane	ND		0.81	0.10	ug/m3			04/05/24 20:12	1
Methyl Ethyl Ketone	ND		1.5	1.4	ug/m3			04/05/24 20:12	1
cis-1,2-Dichloroethene	ND		0.79	0.083	ug/m3			04/05/24 20:12	1
1,2-Dichloroethene, Total	ND		1.6	0.083	ug/m3			04/05/24 20:12	1
Chloroform	ND		0.98	0.20	ug/m3			04/05/24 20:12	1
Tetrahydrofuran	ND		15	3.8	ug/m3			04/05/24 20:12	1
1,1,1-Trichloroethane	ND		1.1	0.24	ug/m3			04/05/24 20:12	1
Cyclohexane	ND		0.69	0.20	ug/m3			04/05/24 20:12	1

Client Sample Results

Client: GHD Services Inc.
Project/Site: 12616852, GM-Lockport Air 256042

Job ID: 480-218262-1

Client Sample ID: 7A-IA-1-032124

Lab Sample ID: 480-218262-6

Date Collected: 03/21/24 14:40
Matrix: Air
Date Received: 03/28/24 10:30
Sample Container: Summa Canister 6L

Method: EPA TO-15 - Volatile Organic Compounds in Ambient Air (Continued)

Analyte	Result	Qualifier	RL	MDL	Unit	D	Prepared	Analyzed	Dil Fac
Carbon tetrachloride	**0.34**	**J**	1.3	0.14	ug/m3			04/05/24 20:12	1
2,2,4-Trimethylpentane	ND		0.93	0.18	ug/m3			04/05/24 20:12	1
Benzene	**0.22**	**J**	0.64	0.14	ug/m3			04/05/24 20:12	1
1,2-Dichloroethane	ND		0.81	0.38	ug/m3			04/05/24 20:12	1
n-Heptane	**0.53**	**J**	0.82	0.23	ug/m3			04/05/24 20:12	1
Trichloroethene	ND		1.1	0.13	ug/m3			04/05/24 20:12	1
Methyl methacrylate	ND		2.0	0.57	ug/m3			04/05/24 20:12	1
1,2-Dichloropropane	ND		0.92	0.43	ug/m3			04/05/24 20:12	1
1,4-Dioxane	ND		18	0.30	ug/m3			04/05/24 20:12	1
Bromodichloromethane	ND		1.3	0.34	ug/m3			04/05/24 20:12	1
cis-1,3-Dichloropropene	ND		0.91	0.20	ug/m3			04/05/24 20:12	1
methyl isobutyl ketone	ND		2.0	0.53	ug/m3			04/05/24 20:12	1
Toluene	ND		0.75	0.23	ug/m3			04/05/24 20:12	1
trans-1,3-Dichloropropene	ND		0.91	0.25	ug/m3			04/05/24 20:12	1
1,1,2-Trichloroethane	ND		1.1	0.40	ug/m3			04/05/24 20:12	1
Tetrachloroethene	**0.30**	**J**	1.4	0.14	ug/m3			04/05/24 20:12	1
Methyl Butyl Ketone (2-Hexanone)	ND		2.0	0.61	ug/m3			04/05/24 20:12	1
Dibromochloromethane	ND		1.7	0.54	ug/m3			04/05/24 20:12	1
1,2-Dibromoethane	ND		1.5	0.32	ug/m3			04/05/24 20:12	1
Chlorobenzene	ND		0.92	0.20	ug/m3			04/05/24 20:12	1
Ethylbenzene	ND		0.87	0.30	ug/m3			04/05/24 20:12	1
m,p-Xylene	ND		2.2	0.41	ug/m3			04/05/24 20:12	1
Xylene, o-	ND		0.87	0.27	ug/m3			04/05/24 20:12	1
Xylene (total)	ND		3.0	0.23	ug/m3			04/05/24 20:12	1
Styrene	ND		0.85	0.25	ug/m3			04/05/24 20:12	1
Bromoform	ND		2.1	1.2	ug/m3			04/05/24 20:12	1
Cumene	ND		0.98	0.20	ug/m3			04/05/24 20:12	1
1,1,2,2-Tetrachloroethane	ND		1.4	0.30	ug/m3			04/05/24 20:12	1
n-Propylbenzene	ND		0.98	0.23	ug/m3			04/05/24 20:12	1
4-Ethyltoluene	ND		0.98	0.24	ug/m3			04/05/24 20:12	1
1,3,5-Trimethylbenzene	ND		0.98	0.23	ug/m3			04/05/24 20:12	1
2-Chlorotoluene	ND		1.0	0.24	ug/m3			04/05/24 20:12	1
tert-Butylbenzene	ND		1.1	0.26	ug/m3			04/05/24 20:12	1
1,2,4-Trimethylbenzene	ND		0.98	0.39	ug/m3			04/05/24 20:12	1
sec-Butylbenzene	ND		1.1	0.25	ug/m3			04/05/24 20:12	1
4-Isopropyltoluene	ND		1.1	0.33	ug/m3			04/05/24 20:12	1
1,3-Dichlorobenzene	ND		1.2	0.44	ug/m3			04/05/24 20:12	1
1,4-Dichlorobenzene	ND		1.2	0.54	ug/m3			04/05/24 20:12	1
Benzyl chloride	ND		1.0	0.46	ug/m3			04/05/24 20:12	1
n-Butylbenzene	ND		1.1	0.60	ug/m3			04/05/24 20:12	1
1,2-Dichlorobenzene	ND		1.2	0.40	ug/m3			04/05/24 20:12	1
1,2,4-Trichlorobenzene	ND		3.7	2.4	ug/m3			04/05/24 20:12	1
Hexachlorobutadiene	ND		2.1	1.2	ug/m3			04/05/24 20:12	1
Naphthalene	ND		2.6	1.6	ug/m3			04/05/24 20:12	1

Client Sample Results

Client: GHD Services Inc.
Project/Site: 12616852, GM-Lockport Air 256042

Job ID: 480-218262-1

Client Sample ID: 7A-IA-2-032124

Lab Sample ID: 480-218262-7

Date Collected: 03/21/24 14:37
Matrix: Air
Date Received: 03/28/24 10:30
Sample Container: Summa Canister 6L

Method: EPA TO-15 - Volatile Organic Compounds in Ambient Air

Analyte	Result	Qualifier	RL	MDL	Unit	D	Prepared	Analyzed	Dil Fac
Dichlorodifluoromethane	**1.9**	**J**	2.5	0.54	ug/m3			04/05/24 21:04	1
Freon 22	**3.2**		1.8	0.42	ug/m3			04/05/24 21:04	1
1,2-Dichlorotetrafluoroethane	ND		1.4	0.34	ug/m3			04/05/24 21:04	1
Chloromethane	**0.85**	**J**	1.0	0.31	ug/m3			04/05/24 21:04	1
n-Butane	**5.9**		1.2	0.48	ug/m3			04/05/24 21:04	1
Vinyl chloride	ND		0.51	0.054	ug/m3			04/05/24 21:04	1
1,3-Butadiene	ND		0.44	0.086	ug/m3			04/05/24 21:04	1
Bromomethane	ND		0.78	0.28	ug/m3			04/05/24 21:04	1
Chloroethane	ND		1.3	0.47	ug/m3			04/05/24 21:04	1
Bromoethene(Vinyl Bromide)	ND		0.87	0.22	ug/m3			04/05/24 21:04	1
Trichlorofluoromethane	**1.0**	**J**	1.1	0.28	ug/m3			04/05/24 21:04	1
Freon TF	ND		1.5	0.41	ug/m3			04/05/24 21:04	1
1,1-Dichloroethene	ND		0.79	0.10	ug/m3			04/05/24 21:04	1
Acetone	**27**		12	3.8	ug/m3			04/05/24 21:04	1
Isopropyl alcohol	**12**		12	3.9	ug/m3			04/05/24 21:04	1
Carbon disulfide	ND		1.6	0.40	ug/m3			04/05/24 21:04	1
3-Chloropropene	ND		1.6	0.38	ug/m3			04/05/24 21:04	1
Methylene Chloride	**6.2**		1.7	0.63	ug/m3			04/05/24 21:04	1
tert-Butyl alcohol	ND		15	3.6	ug/m3			04/05/24 21:04	1
Methyl tert-butyl ether	ND		0.72	0.13	ug/m3			04/05/24 21:04	1
trans-1,2-Dichloroethene	ND		0.79	0.091	ug/m3			04/05/24 21:04	1
n-Hexane	**1.3**	**J**	1.8	0.39	ug/m3			04/05/24 21:04	1
1,1-Dichloroethane	ND		0.81	0.10	ug/m3			04/05/24 21:04	1
Methyl Ethyl Ketone	ND		1.5	1.4	ug/m3			04/05/24 21:04	1
cis-1,2-Dichloroethene	**0.093**	**J**	0.79	0.083	ug/m3			04/05/24 21:04	1
1,2-Dichloroethene, Total	**0.093**	**J**	1.6	0.083	ug/m3			04/05/24 21:04	1
Chloroform	ND		0.98	0.20	ug/m3			04/05/24 21:04	1
Tetrahydrofuran	ND		15	3.8	ug/m3			04/05/24 21:04	1
1,1,1-Trichloroethane	ND		1.1	0.24	ug/m3			04/05/24 21:04	1
Cyclohexane	ND		0.69	0.20	ug/m3			04/05/24 21:04	1
Carbon tetrachloride	**0.41**	**J**	1.3	0.14	ug/m3			04/05/24 21:04	1
2,2,4-Trimethylpentane	ND		0.93	0.18	ug/m3			04/05/24 21:04	1
Benzene	**0.24**	**J**	0.64	0.14	ug/m3			04/05/24 21:04	1
1,2-Dichloroethane	ND		0.81	0.38	ug/m3			04/05/24 21:04	1
n-Heptane	**3.2**		0.82	0.23	ug/m3			04/05/24 21:04	1
Trichloroethene	**0.20**	**J**	1.1	0.13	ug/m3			04/05/24 21:04	1
Methyl methacrylate	ND		2.0	0.57	ug/m3			04/05/24 21:04	1
1,2-Dichloropropane	ND		0.92	0.43	ug/m3			04/05/24 21:04	1
1,4-Dioxane	ND		18	0.30	ug/m3			04/05/24 21:04	1
Bromodichloromethane	ND		1.3	0.34	ug/m3			04/05/24 21:04	1
cis-1,3-Dichloropropene	ND		0.91	0.20	ug/m3			04/05/24 21:04	1
methyl isobutyl ketone	ND		2.0	0.53	ug/m3			04/05/24 21:04	1
Toluene	**0.59**	**J**	0.75	0.23	ug/m3			04/05/24 21:04	1
trans-1,3-Dichloropropene	ND		0.91	0.25	ug/m3			04/05/24 21:04	1
1,1,2-Trichloroethane	ND		1.1	0.40	ug/m3			04/05/24 21:04	1
Tetrachloroethene	**0.83**	**J**	1.4	0.14	ug/m3			04/05/24 21:04	1
Methyl Butyl Ketone (2-Hexanone)	ND		2.0	0.61	ug/m3			04/05/24 21:04	1
Dibromochloromethane	ND		1.7	0.54	ug/m3			04/05/24 21:04	1

Client Sample Results

Client: GHD Services Inc.
Project/Site: 12616852, GM-Lockport Air 256042

Job ID: 480-218262-1

Client Sample ID: 7A-IA-2-032124

Lab Sample ID: 480-218262-7

Date Collected: 03/21/24 14:37
Matrix: Air
Date Received: 03/28/24 10:30
Sample Container: Summa Canister 6L

Method: EPA TO-15 - Volatile Organic Compounds in Ambient Air (Continued)

Analyte	Result	Qualifier	RL	MDL	Unit	D	Prepared	Analyzed	Dil Fac
1,2-Dibromoethane	ND		1.5	0.32	ug/m3			04/05/24 21:04	1
Chlorobenzene	ND		0.92	0.20	ug/m3			04/05/24 21:04	1
Ethylbenzene	ND		0.87	0.30	ug/m3			04/05/24 21:04	1
m,p-Xylene	ND		2.2	0.41	ug/m3			04/05/24 21:04	1
Xylene, o-	ND		0.87	0.27	ug/m3			04/05/24 21:04	1
Xylene (total)	ND		3.0	0.23	ug/m3			04/05/24 21:04	1
Styrene	ND		0.85	0.25	ug/m3			04/05/24 21:04	1
Bromoform	ND		2.1	1.2	ug/m3			04/05/24 21:04	1
Cumene	ND		0.98	0.20	ug/m3			04/05/24 21:04	1
1,1,2,2-Tetrachloroethane	ND		1.4	0.30	ug/m3			04/05/24 21:04	1
n-Propylbenzene	ND		0.98	0.23	ug/m3			04/05/24 21:04	1
4-Ethyltoluene	ND		0.98	0.24	ug/m3			04/05/24 21:04	1
1,3,5-Trimethylbenzene	ND		0.98	0.23	ug/m3			04/05/24 21:04	1
2-Chlorotoluene	ND		1.0	0.24	ug/m3			04/05/24 21:04	1
tert-Butylbenzene	ND		1.1	0.26	ug/m3			04/05/24 21:04	1
1,2,4-Trimethylbenzene	ND		0.98	0.39	ug/m3			04/05/24 21:04	1
sec-Butylbenzene	ND		1.1	0.25	ug/m3			04/05/24 21:04	1
4-Isopropyltoluene	ND		1.1	0.33	ug/m3			04/05/24 21:04	1
1,3-Dichlorobenzene	ND		1.2	0.44	ug/m3			04/05/24 21:04	1
1,4-Dichlorobenzene	ND		1.2	0.54	ug/m3			04/05/24 21:04	1
Benzyl chloride	ND		1.0	0.46	ug/m3			04/05/24 21:04	1
n-Butylbenzene	ND		1.1	0.60	ug/m3			04/05/24 21:04	1
1,2-Dichlorobenzene	ND		1.2	0.40	ug/m3			04/05/24 21:04	1
1,2,4-Trichlorobenzene	ND		3.7	2.4	ug/m3			04/05/24 21:04	1
Hexachlorobutadiene	ND		2.1	1.2	ug/m3			04/05/24 21:04	1
Naphthalene	ND		2.6	1.6	ug/m3			04/05/24 21:04	1

Method: TO-15 - Volatile Organic Compounds in Ambient Air

Lab Sample ID: MB 200-202730/5
Matrix: Air
Analysis Batch: 202730

Client Sample ID: Method Blank
Prep Type: Total/NA

Analyte	MB Result	MB Qualifier	RL	MDL	Unit	D	Prepared	Analyzed	Dil Fac
Dichlorodifluoromethane	ND		2.5	0.54	ug/m3			04/05/24 10:45	1
Freon 22	ND		1.8	0.42	ug/m3			04/05/24 10:45	1
1,2-Dichlorotetrafluoroethane	ND		1.4	0.34	ug/m3			04/05/24 10:45	1
Chloromethane	ND		1.0	0.31	ug/m3			04/05/24 10:45	1
n-Butane	ND		1.2	0.48	ug/m3			04/05/24 10:45	1
Vinyl chloride	ND		0.51	0.054	ug/m3			04/05/24 10:45	1
1,3-Butadiene	ND		0.44	0.086	ug/m3			04/05/24 10:45	1
Bromomethane	ND		0.78	0.28	ug/m3			04/05/24 10:45	1
Chloroethane	ND		1.3	0.47	ug/m3			04/05/24 10:45	1
Bromoethene(Vinyl Bromide)	ND		0.87	0.22	ug/m3			04/05/24 10:45	1
Trichlorofluoromethane	ND		1.1	0.28	ug/m3			04/05/24 10:45	1
Freon TF	ND		1.5	0.41	ug/m3			04/05/24 10:45	1
1,1-Dichloroethene	ND		0.79	0.10	ug/m3			04/05/24 10:45	1
Acetone	ND		12	3.8	ug/m3			04/05/24 10:45	1
Isopropyl alcohol	ND		12	3.9	ug/m3			04/05/24 10:45	1
Carbon disulfide	ND		1.6	0.40	ug/m3			04/05/24 10:45	1
3-Chloropropene	ND		1.6	0.38	ug/m3			04/05/24 10:45	1
Methylene Chloride	ND		1.7	0.63	ug/m3			04/05/24 10:45	1
tert-Butyl alcohol	ND		15	3.6	ug/m3			04/05/24 10:45	1
Methyl tert-butyl ether	ND		0.72	0.13	ug/m3			04/05/24 10:45	1
trans-1,2-Dichloroethene	ND		0.79	0.091	ug/m3			04/05/24 10:45	1
n-Hexane	ND		1.8	0.39	ug/m3			04/05/24 10:45	1
1,1-Dichloroethane	ND		0.81	0.10	ug/m3			04/05/24 10:45	1
Methyl Ethyl Ketone	ND		1.5	1.4	ug/m3			04/05/24 10:45	1
cis-1,2-Dichloroethene	ND		0.79	0.083	ug/m3			04/05/24 10:45	1
1,2-Dichloroethene, Total	ND		1.6	0.083	ug/m3			04/05/24 10:45	1
Chloroform	ND		0.98	0.20	ug/m3			04/05/24 10:45	1
Tetrahydrofuran	ND		15	3.8	ug/m3			04/05/24 10:45	1
1,1,1-Trichloroethane	ND		1.1	0.24	ug/m3			04/05/24 10:45	1
Cyclohexane	ND		0.69	0.20	ug/m3			04/05/24 10:45	1
Carbon tetrachloride	ND		1.3	0.14	ug/m3			04/05/24 10:45	1
2,2,4-Trimethylpentane	ND		0.93	0.18	ug/m3			04/05/24 10:45	1
Benzene	ND		0.64	0.14	ug/m3			04/05/24 10:45	1
1,2-Dichloroethane	ND		0.81	0.38	ug/m3			04/05/24 10:45	1
n-Heptane	ND		0.82	0.23	ug/m3			04/05/24 10:45	1
Trichloroethene	ND		1.1	0.13	ug/m3			04/05/24 10:45	1
Methyl methacrylate	ND		2.0	0.57	ug/m3			04/05/24 10:45	1
1,2-Dichloropropane	ND		0.92	0.43	ug/m3			04/05/24 10:45	1
1,4-Dioxane	ND		18	0.30	ug/m3			04/05/24 10:45	1
Bromodichloromethane	ND		1.3	0.34	ug/m3			04/05/24 10:45	1
cis-1,3-Dichloropropene	ND		0.91	0.20	ug/m3			04/05/24 10:45	1
methyl isobutyl ketone	ND		2.0	0.53	ug/m3			04/05/24 10:45	1
Toluene	ND		0.75	0.23	ug/m3			04/05/24 10:45	1
trans-1,3-Dichloropropene	ND		0.91	0.25	ug/m3			04/05/24 10:45	1
1,1,2-Trichloroethane	ND		1.1	0.40	ug/m3			04/05/24 10:45	1
Tetrachloroethene	ND		1.4	0.14	ug/m3			04/05/24 10:45	1
Methyl Butyl Ketone (2-Hexanone)	ND		2.0	0.61	ug/m3			04/05/24 10:45	1
Dibromochloromethane	ND		1.7	0.54	ug/m3			04/05/24 10:45	1

Method: TO-15 - Volatile Organic Compounds in Ambient Air (Continued)

Lab Sample ID: MB 200-202730/5
Matrix: Air
Analysis Batch: 202730

Client Sample ID: Method Blank
Prep Type: Total/NA

Analyte	MB Result	MB Qualifier	RL	MDL	Unit	D	Prepared	Analyzed	Dil Fac
1,2-Dibromoethane	ND		1.5	0.32	ug/m3			04/05/24 10:45	1
Chlorobenzene	ND		0.92	0.20	ug/m3			04/05/24 10:45	1
Ethylbenzene	ND		0.87	0.30	ug/m3			04/05/24 10:45	1
m,p-Xylene	ND		2.2	0.41	ug/m3			04/05/24 10:45	1
Xylene, o-	ND		0.87	0.27	ug/m3			04/05/24 10:45	1
Xylene (total)	ND		3.0	0.23	ug/m3			04/05/24 10:45	1
Styrene	ND		0.85	0.25	ug/m3			04/05/24 10:45	1
Bromoform	ND		2.1	1.2	ug/m3			04/05/24 10:45	1
Cumene	ND		0.98	0.20	ug/m3			04/05/24 10:45	1
1,1,2,2-Tetrachloroethane	ND		1.4	0.30	ug/m3			04/05/24 10:45	1
n-Propylbenzene	ND		0.98	0.23	ug/m3			04/05/24 10:45	1
4-Ethyltoluene	ND		0.98	0.24	ug/m3			04/05/24 10:45	1
1,3,5-Trimethylbenzene	ND		0.98	0.23	ug/m3			04/05/24 10:45	1
2-Chlorotoluene	ND		1.0	0.24	ug/m3			04/05/24 10:45	1
tert-Butylbenzene	ND		1.1	0.26	ug/m3			04/05/24 10:45	1
1,2,4-Trimethylbenzene	ND		0.98	0.39	ug/m3			04/05/24 10:45	1
sec-Butylbenzene	ND		1.1	0.25	ug/m3			04/05/24 10:45	1
4-Isopropyltoluene	ND		1.1	0.33	ug/m3			04/05/24 10:45	1
1,3-Dichlorobenzene	ND		1.2	0.44	ug/m3			04/05/24 10:45	1
1,4-Dichlorobenzene	ND		1.2	0.54	ug/m3			04/05/24 10:45	1
Benzyl chloride	ND		1.0	0.46	ug/m3			04/05/24 10:45	1
n-Butylbenzene	ND		1.1	0.60	ug/m3			04/05/24 10:45	1
1,2-Dichlorobenzene	ND		1.2	0.40	ug/m3			04/05/24 10:45	1
1,2,4-Trichlorobenzene	ND		3.7	2.4	ug/m3			04/05/24 10:45	1
Hexachlorobutadiene	ND		2.1	1.2	ug/m3			04/05/24 10:45	1
Naphthalene	ND		2.6	1.6	ug/m3			04/05/24 10:45	1

Lab Sample ID: LCS 200-202730/3
Matrix: Air
Analysis Batch: 202730

Client Sample ID: Lab Control Sample
Prep Type: Total/NA

Analyte	Spike Added	LCS Result	LCS Qualifier	Unit	D	%Rec	%Rec Limits
Dichlorodifluoromethane	49.4	44.7		ug/m3		90	61 - 142
Freon 22	35.4	28.6		ug/m3		81	60 - 147
1,2-Dichlorotetrafluoroethane	69.9	62.5		ug/m3		89	71 - 141
Chloromethane	20.6	16.3		ug/m3		79	56 - 141
n-Butane	23.8	18.7		ug/m3		79	53 - 151
Vinyl chloride	25.6	21.1		ug/m3		83	61 - 135
1,3-Butadiene	22.1	17.3		ug/m3		78	58 - 139
Bromomethane	38.8	36.0		ug/m3		93	72 - 124
Chloroethane	26.4	22.2		ug/m3		84	68 - 130
Bromoethene(Vinyl Bromide)	43.7	42.0		ug/m3		96	75 - 125
Trichlorofluoromethane	56.2	50.3		ug/m3		90	70 - 129
Freon TF	76.6	70.9		ug/m3		92	70 - 121
1,1-Dichloroethene	39.6	35.4		ug/m3		89	68 - 120
Acetone	23.7	18.9		ug/m3		80	54 - 154
Isopropyl alcohol	24.6	19.5		ug/m3		80	53 - 142
Carbon disulfide	31.1	27.5		ug/m3		88	71 - 138
3-Chloropropene	31.3	21.3		ug/m3		68	50 - 150

Method: TO-15 - Volatile Organic Compounds in Ambient Air (Continued)

Lab Sample ID: LCS 200-202730/3
Matrix: Air
Analysis Batch: 202730

Client Sample ID: Lab Control Sample
Prep Type: Total/NA

Analyte	Spike Added	LCS Result	LCS Qualifier	Unit	D	%Rec	%Rec Limits
Methylene Chloride	34.7	27.1		ug/m3		78	59 - 137
tert-Butyl alcohol	30.3	26.8		ug/m3		89	66 - 132
Methyl tert-butyl ether	36.0	32.1		ug/m3		89	70 - 127
trans-1,2-Dichloroethene	39.6	32.5		ug/m3		82	69 - 137
n-Hexane	35.2	28.1		ug/m3		80	63 - 138
1,1-Dichloroethane	40.5	33.0		ug/m3		82	66 - 130
Methyl Ethyl Ketone	29.5	26.0		ug/m3		88	72 - 124
cis-1,2-Dichloroethene	39.6	35.4		ug/m3		89	72 - 121
Chloroform	48.8	43.4		ug/m3		89	73 - 124
Tetrahydrofuran	29.5	22.5		ug/m3		76	60 - 149
1,1,1-Trichloroethane	54.6	51.6		ug/m3		95	72 - 127
Cyclohexane	34.4	31.3		ug/m3		91	76 - 124
Carbon tetrachloride	62.9	61.4		ug/m3		98	71 - 133
2,2,4-Trimethylpentane	46.7	38.4		ug/m3		82	68 - 131
Benzene	31.9	28.4		ug/m3		89	73 - 119
1,2-Dichloroethane	40.5	35.9		ug/m3		89	68 - 135
n-Heptane	41.0	31.5		ug/m3		77	60 - 142
Trichloroethene	53.7	49.9		ug/m3		93	73 - 122
Methyl methacrylate	40.9	36.3		ug/m3		89	73 - 129
1,2-Dichloropropane	46.2	38.3		ug/m3		83	69 - 128
1,4-Dioxane	36.0	35.1		ug/m3		97	66 - 129
Bromodichloromethane	67.0	62.0		ug/m3		93	75 - 127
cis-1,3-Dichloropropene	45.4	40.7		ug/m3		90	74 - 125
methyl isobutyl ketone	41.0	32.3		ug/m3		79	58 - 144
Toluene	37.7	34.9		ug/m3		93	75 - 122
trans-1,3-Dichloropropene	45.4	40.7		ug/m3		90	74 - 128
1,1,2-Trichloroethane	54.6	49.0		ug/m3		90	75 - 126
Tetrachloroethene	67.8	69.2		ug/m3		102	70 - 125
Methyl Butyl Ketone (2-Hexanone)	41.0	33.6		ug/m3		82	57 - 143
Dibromochloromethane	85.2	86.8		ug/m3		102	73 - 125
1,2-Dibromoethane	76.8	74.2		ug/m3		97	78 - 122
Chlorobenzene	46.0	44.5		ug/m3		97	76 - 119
Ethylbenzene	43.4	40.7		ug/m3		94	74 - 122
m,p-Xylene	86.8	84.0		ug/m3		97	76 - 121
Xylene, o-	43.4	41.8		ug/m3		96	73 - 123
Styrene	42.6	42.4		ug/m3		100	74 - 125
Bromoform	103	113		ug/m3		110	53 - 149
Cumene	49.1	48.6		ug/m3		99	73 - 123
1,1,2,2-Tetrachloroethane	68.6	62.7		ug/m3		91	74 - 126
n-Propylbenzene	49.1	47.3		ug/m3		96	73 - 127
4-Ethyltoluene	49.2	49.1		ug/m3		100	75 - 129
1,3,5-Trimethylbenzene	49.2	48.7		ug/m3		99	72 - 126
2-Chlorotoluene	51.8	48.3		ug/m3		93	74 - 126
tert-Butylbenzene	54.9	55.6		ug/m3		101	71 - 125
1,2,4-Trimethylbenzene	49.2	49.0		ug/m3		100	71 - 129
sec-Butylbenzene	54.9	54.7		ug/m3		100	70 - 128
4-Isopropyltoluene	54.9	56.4		ug/m3		103	68 - 130
1,3-Dichlorobenzene	60.1	63.3		ug/m3		105	69 - 131

Method: TO-15 - Volatile Organic Compounds in Ambient Air (Continued)

Lab Sample ID: LCS 200-202730/3
Matrix: Air
Analysis Batch: 202730

Client Sample ID: Lab Control Sample
Prep Type: Total/NA

Analyte	Spike Added	LCS Result	LCS Qualifier	Unit	D	%Rec	%Rec Limits
1,4-Dichlorobenzene	60.1	63.4		ug/m3		105	67 - 132
Benzyl chloride	51.8	49.2		ug/m3		95	60 - 136
n-Butylbenzene	54.9	52.9		ug/m3		96	65 - 137
1,2-Dichlorobenzene	60.1	63.1		ug/m3		105	68 - 129
1,2,4-Trichlorobenzene	74.2	79.8		ug/m3		108	50 - 150
Hexachlorobutadiene	107	113		ug/m3		106	58 - 130
Naphthalene	52.4	56.9		ug/m3		109	50 - 150

QC Association Summary

Client: GHD Services Inc.
Project/Site: 12616852, GM-Lockport Air 256042

Job ID: 480-218262-1

Air - GC/MS VOA

Analysis Batch: 202730

Lab Sample ID	Client Sample ID	Prep Type	Matrix	Method	Prep Batch
480-218262-1	OA-1-032124	Total/NA	Air	TO-15	
480-218262-2	10-IA-1-032124	Total/NA	Air	TO-15	
480-218262-3	10-IA-2-032124	Total/NA	Air	TO-15	
480-218262-4	8-IA-1-032124	Total/NA	Air	TO-15	
480-218262-5	8-IA-2-032124	Total/NA	Air	TO-15	
480-218262-6	7A-IA-1-032124	Total/NA	Air	TO-15	
480-218262-7	7A-IA-2-032124	Total/NA	Air	TO-15	
MB 200-202730/5	Method Blank	Total/NA	Air	TO-15	
LCS 200-202730/3	Lab Control Sample	Total/NA	Air	TO-15	

Lab Chronicle

Client: GHD Services Inc.
Project/Site: 12616852, GM-Lockport Air 256042

Job ID: 480-218262-1

Client Sample ID: OA-1-032124 — Lab Sample ID: 480-218262-1

Date Collected: 03/21/24 16:11 — **Matrix: Air**
Date Received: 03/28/24 10:30

Prep Type	Batch Type	Batch Method	Run	Dilution Factor	Batch Number	Analyst	Lab	Prepared or Analyzed
Total/NA	Analysis	TO-15		1	202730	A1B	EET BUR	04/05/24 15:51

Client Sample ID: 10-IA-1-032124 — Lab Sample ID: 480-218262-2

Date Collected: 03/21/24 15:00 — **Matrix: Air**
Date Received: 03/28/24 10:30

Prep Type	Batch Type	Batch Method	Run	Dilution Factor	Batch Number	Analyst	Lab	Prepared or Analyzed
Total/NA	Analysis	TO-15		1	202730	A1B	EET BUR	04/05/24 16:43

Client Sample ID: 10-IA-2-032124 — Lab Sample ID: 480-218262-3

Date Collected: 03/21/24 16:00 — **Matrix: Air**
Date Received: 03/28/24 10:30

Prep Type	Batch Type	Batch Method	Run	Dilution Factor	Batch Number	Analyst	Lab	Prepared or Analyzed
Total/NA	Analysis	TO-15		1	202730	A1B	EET BUR	04/05/24 17:35

Client Sample ID: 8-IA-1-032124 — Lab Sample ID: 480-218262-4

Date Collected: 03/21/24 16:29 — **Matrix: Air**
Date Received: 03/28/24 10:30

Prep Type	Batch Type	Batch Method	Run	Dilution Factor	Batch Number	Analyst	Lab	Prepared or Analyzed
Total/NA	Analysis	TO-15		1	202730	A1B	EET BUR	04/05/24 18:27

Client Sample ID: 8-IA-2-032124 — Lab Sample ID: 480-218262-5

Date Collected: 03/21/24 16:31 — **Matrix: Air**
Date Received: 03/28/24 10:30

Prep Type	Batch Type	Batch Method	Run	Dilution Factor	Batch Number	Analyst	Lab	Prepared or Analyzed
Total/NA	Analysis	TO-15		1	202730	A1B	EET BUR	04/05/24 19:19

Client Sample ID: 7A-IA-1-032124 — Lab Sample ID: 480-218262-6

Date Collected: 03/21/24 14:40 — **Matrix: Air**
Date Received: 03/28/24 10:30

Prep Type	Batch Type	Batch Method	Run	Dilution Factor	Batch Number	Analyst	Lab	Prepared or Analyzed
Total/NA	Analysis	TO-15		1	202730	A1B	EET BUR	04/05/24 20:12

Client Sample ID: 7A-IA-2-032124 — Lab Sample ID: 480-218262-7

Date Collected: 03/21/24 14:37 — **Matrix: Air**
Date Received: 03/28/24 10:30

Prep Type	Batch Type	Batch Method	Run	Dilution Factor	Batch Number	Analyst	Lab	Prepared or Analyzed
Total/NA	Analysis	TO-15		1	202730	A1B	EET BUR	04/05/24 21:04

Laboratory References:

EET BUR = Eurofins Burlington, 530 Community Drive, Suite 11, South Burlington, VT 05403, TEL (802)660-1990

Accreditation/Certification Summary

Client: GHD Services Inc.
Project/Site: 12616852, GM-Lockport Air 256042

Job ID: 480-218262-1

Laboratory: Eurofins Burlington

Unless otherwise noted, all analytes for this laboratory were covered under each accreditation/certification below.

Authority	Program	Identification Number	Expiration Date
New York	NELAP	10391	03-31-25

The following analytes are included in this report, but the laboratory is not certified by the governing authority. This list may include analytes for which the agency does not offer certification.

Analysis Method	Prep Method	Matrix	Analyte
TO-15		Air	1,2-Dichloroethene, Total
TO-15		Air	4-Ethyltoluene
TO-15		Air	4-Isopropyltoluene
TO-15		Air	Freon 22
TO-15		Air	Methyl Butyl Ketone (2-Hexanone)
TO-15		Air	n-Butane
TO-15		Air	n-Butylbenzene
TO-15		Air	n-Propylbenzene
TO-15		Air	sec-Butylbenzene
TO-15		Air	tert-Butylbenzene
TO-15		Air	Tetrahydrofuran

Method Summary

Client: GHD Services Inc.
Project/Site: 12616852, GM-Lockport Air 256042

Job ID: 480-218262-1

Method	Method Description	Protocol	Laboratory
TO-15	Volatile Organic Compounds in Ambient Air	EPA	EET BUR

Protocol References:

EPA = US Environmental Protection Agency

Laboratory References:

EET BUR = Eurofins Burlington, 530 Community Drive, Suite 11, South Burlington, VT 05403, TEL (802)660-1990

Sample Summary

Client: GHD Services Inc.
Project/Site: 12616852, GM-Lockport Air 256042

Job ID: 480-218262-1

Lab Sample ID	Client Sample ID	Matrix	Collected	Received	Asset ID
480-218262-1	OA-1-032124	Air	03/21/24 16:11	03/28/24 10:30	Air Canister (6-Liter) #5105
480-218262-2	10-IA-1-032124	Air	03/21/24 15:00	03/28/24 10:30	Air Canister (6-Liter) #34000148
480-218262-3	10-IA-2-032124	Air	03/21/24 16:00	03/28/24 10:30	Air Canister (6-Liter) #6169
480-218262-4	8-IA-1-032124	Air	03/21/24 16:29	03/28/24 10:30	Air Canister (6-Liter) #3643
480-218262-5	8-IA-2-032124	Air	03/21/24 16:31	03/28/24 10:30	Air Canister (6-Liter) #2863
480-218262-6	7A-IA-1-032124	Air	03/21/24 14:40	03/28/24 10:30	Air Canister (6-Liter) #4086
480-218262-7	7A-IA-2-032124	Air	03/21/24 14:37	03/28/24 10:30	Air Canister (6-Liter) #3072

Eurofins TestAmerica, Burlington
530 Community Drive
Suite 11
South Burlington, VT 05403-6809
phone 802.660.1990 fax 802.660.1919

Canister Samples Chain of Custody Record

TestAmerica Laboratories, Inc. assumes no liability with respect to the collection and shipment of these samples

480-218262 Chain of Custody

TestAmerica Laboratories, Inc. d/b/a Eurofins TestAmerica

Client Contact Information	Client Project Manager: Thomas Bohlen	Samples Collected By: Morgan Brown morgan.brown@gza.com	COC No: 1 of 1 COCs
Company Name: GZA	Phone:		TALS Project #:
Address: 300 Pearl Street Suite 200	Email: thomas.bohlen@gza.com		For Lab Use Only:
City/State/Zip: Buffalo, NY, 14202			Walk-in Client:
Phone: 716 503 5717	Site Contact:		Lab Sampling:
FAX:	Tel/Fax		
Project Name: GMCH Lockport	Analysis Turnaround Time		Job / SDG No.:
Site/Location:	Standard (Specific): X		(See below for Add'l Items)
PO# 256042 (SSOW)	Rush (Specifiy):		

Sample Identification	Sample Start Date	Time Start	Sample End Date	Time Stop	Canister Vacuum in Field, "Hg (Start)	Canister Vacuum in Field, "Hg (Stop)	Flow Controller ID	Canister ID	TO-14/15 (Standard / Low Level)	TO-15 SIM	EPA 3C	EPA 25C	ASTM D-1946	EPA 15/16	Other (Please specify in notes section)	Sample Type	Indoor Air/Ambient Air	Sub-Slab	Soil Gas	Soil Vapor Extraction (SVE)	Landfill Gas	Other (Please specify in notes section)	Sample Specific Notes:
OA-1-032124	3/21/24	0820	3/21/24	1611	29	6	6549	5105	X													X	Outdoor Air
10-1A-1-032124		0827		1500	28	5	4184	11126		X							X						SEE D. HECKLER
10-1A-2-032124		0829		1600	29	5	3978	6169		X							X						FOR REPORTING
8-1A-1-032124		0839		1629	25	6	4007	6543		X							X						
8-1A-2-032124		0836		1631	30	6	2934	2863		X							X						
7A-1A-1-032124		0849		1440	29	6	5755	4086		X							X						
7A-1A-2-032124	—	0846	—	1437	30	4	4737	3072		X							X						

Temperature (Fahrenheit)			
Start	Interior 69	Ambient 25	
Stop	69	30	

Pressure (inches of Hg)			
Start	Interior 30.25	Ambient 30.25	
Stop	30.28	30.28	

Special Instructions/QC Requirements & Comments:

Samples Shipped by: Morgan Brown	Date / Time: 1658 3/21/24	Samples Received by: Nicholas Kibby
Samples Relinquished by:	Date / Time:	Received by: ETA Burl 3/28/24 1030
Relinquished by:	Date / Time:	Received by:
Lab Use Only: Shipper Name:	Opened by:	Condition:

Form No. CA-C-WI-003, Rev. 2.28, dated 1/8/2021

SAMPLE CONTROL
EUROFINS ENVIRONMENT TESTING
40 HAZELWOOD DRIVE

AMHERST, NY 142282223
UNITED STATES US

ACTWGT: 33.75 LB
CAD: 0759273/CAFE3755

BILL RECIPIENT

TO SAMPLE RECEIPT
EUROFINS BURLINGTON
530 COMMUNITY DR
STE 11
SOUTH BURLINGTON VT 054036650
(802) 660-1990
REF: TA SOUTH BURLINGTON

Part # 159469-434 MTW EXP 06/24
585C2/8538/AED7

FedEx Express

J233023051201uv

2 of 5
MPS# 0263 7117 9317 1947
Mstr# 7117 9317 1936 0201

TUE - 26 MAR 10:30A
PRIORITY OVERNIGHT

NX BTVA

05403
VT-US BTV

SAMPLE CONTROL
EUROFINS ENVIRONMENT TESTING
10 HAZELWOOD DRIVE

AMHERST, NY 142282223
UNITED STATES US

ACTWGT: 33.75 LB
CAD: 0759273/CAFE3755

BILL RECIPIENT

TO SAMPLE RECEIPT
EUROFINS BURLINGTON
530 COMMUNITY DR
STE 11
SOUTH BURLINGTON VT 054036650
(802) 660-1990
REF: TA SOUTH BURLINGTON

Part # 159469-434 MTW EXP 06/24
585C2/8538/AED7

FedEx Express

J233023051201uv

1 of 5
TRK# 0201 7117 9317 1936
MASTER

TUE - 26 MAR 10:30A
PRIORITY OVERNIGHT

NX BTVA

05403
VT-US BTV

EUROFINS ENVIRONMENT TESTING
10 HAZELWOOD DRIVE

AMHERST, NY 142282223
UNITED STATES US

CAD: 0759273/CAFE3755

BILL RECIPIENT

TO SAMPLE RECEIPT
EUROFINS BURLINGTON
530 COMMUNITY DR
STE 11
SOUTH BURLINGTON VT 054036650
(802) 660-1990
REF: TA SOUTH BURLINGTON

FedEx Express

3 of 5
MPS# 0263 7117 9317 1958
Mstr# 7117 9317 1936 0201

TUE - 26 MAR 10:30A
PRIORITY OVERNIGHT

NX BTVA

05403
VT-US BTV

NITED STATES US

BILL RECIPIENT

SAMPLE RECEIPT
EUROFINS BURLINGTON
530 COMMUNITY DR
STE 11
SOUTH BURLINGTON VT 054036650
(802) 660-1990
REF: TA SOUTH BURLINGTON

FedEx Express

4 of 5
MPS# 263 7117 9317 1969
Mstr# 7117 9317 1936 0201

TUE - 26 MAR 10:30
PRIORITY OVERNIGH

NX BTVA

05403
VT-US BT

EUROFINS ENVIRONMENT TESTING
10 HAZELWOOD DRIVE

AMHERST, NY 142282223
UNITED STATES US

CAD: 0759273/CAFE3755

BILL RECIPIENT

TO SAMPLE RECEIPT
EUROFINS BURLINGTON
530 COMMUNITY DR
STE 11
SOUTH BURLINGTON VT 054036650
(802) 660-1990
REF: TA SOUTH BURLINGTON

FedEx Express

5 of 5
MPS# 0263 7117 9317 1970
Mstr# 7117 9317 1936 0201

TUE - 26 MAR 10:30A
PRIORITY OVERNIGHT

NX BTVA

05403
VT-US BTV

Login Sample Receipt Checklist

Client: GHD Services Inc.

Job Number: 480-218262-1

Login Number: 218262
List Number: 1
Creator: Reynolds, Jamie K

List Source: Eurofins Buffalo

Question	Answer	Comment
Radioactivity wasn't checked or is </= background as measured by a survey meter.	N/A	Lab does not accept radioactive samples.
The cooler's custody seal, if present, is intact.	N/A	Not present
Sample custody seals, if present, are intact.	True	
The cooler or samples do not appear to have been compromised or tampered with.	True	
Samples were received on ice.	N/A	Thermal preservation not required.
Cooler Temperature is acceptable.	True	
Cooler Temperature is recorded.	N/A	Thermal preservation not required.
COC is present.	True	
COC is filled out in ink and legible.	True	
COC is filled out with all pertinent information.	True	
Is the Field Sampler's name present on COC?	True	
There are no discrepancies between the containers received and the COC.	True	
Samples are received within Holding Time (excluding tests with immediate HTs)	True	
Sample containers have legible labels.	True	
Containers are not broken or leaking.	True	
Sample collection date/times are provided.	True	
Appropriate sample containers are used.	True	
Sample bottles are completely filled.	N/A	
Sample Preservation Verified.	True	
There is sufficient vol. for all requested analyses, incl. any requested MS/MSDs	True	
Containers requiring zero headspace have no headspace or bubble is <6mm (1/4").	N/A	
Multiphasic samples are not present.	True	
Samples do not require splitting or compositing.	True	
Residual Chlorine Checked.	N/A	

Pre-Shipment Clean Canister Certification Report

Canister Cleaning & Pre-Shipment Leak Test

System ID	Max DF#	# Cycles	Cleaning Start Date/Time		System Start Temp(s):		Technician	Can Size	Certification Type:
Top Rack	10	25	3/1/2024	1321	23	23	SML	6 liter	batch

Port	Can ID	Initial[1] (psia)	Final (psia)	Diff.[3]	Final ("Hg)	Initial Reading Gauge:	Date:	Time:	Tech:	Temp:	Final Reading Gauge:	Date:	Time:	Tech:	Temp:
1	5071	-06	-06	0	29.7	G26	3/2/24	1311	S	22.0	G26	3/7/24	1350	C	21.0
2	3209		-06	0		G26					G26				
3	4383		-06	0		G26					G26				
4	3072		-06	0		G26					G26				
5	4632		-06	0		G26					G26				
6	5651		-06	0		G26					G26				
7	2975	-06	-06	0		G26	3/7/24	1350	C	21.0	G26				
8	5644	-06	-06	0		G26	3/2/24	1311	SML	22.0	G26				
9	5620		-06	0		G26					G26				
10	9246		-06	0		G26					G26				
11	3525		-06	0		G26					G26				
12	34001142		-06	0		G26					G26				

NSVB

[1] Batch Certification: The reading is taken on the "batch" canister and this value is used as the initial pressure for all canisters in the batch.

[3] Difference = Final Pressure - Initial Pressure . Acceptance Criteria: (1) The difference must be less than or equal to + 0.25psi. (2) Pressure readings must be at least 24 hours apart.

If time frame was not met, the PM must authorize shipment of canister **PM Authorization** **Date:**

Clean Canister Certification Analysis & Authorization of Release to Inventory

Test Method: ☐TO15 Routine ☐ TO15 LL

Can ID	Date	Sequence	Analyst	Inventory Level 1	2	3	4	Secondary Review Limited	Review Date	Review
2975	3/6/24	59312	KPL		XXXXXX				3/6/24	CC

Inventory Level 1: Individual Canister Certification (TO15LL 0.01).

Inventory Level 2: Individual or Batch Certification (TO15 0.04 ppbv).

Inventory Level 3: Individual or Batch Certification (TO15 0.2 ppbv).

Inventory Level Limited: Canisters may only be used for certain projects.

Dup Tees/Vac gauges (enter IDs if included):

Comments:

200-72375-A-7
2975
Location: Air-Storage
Bottle: Summa Canister 6L
Sampled: 3/1/2024 12:00 AM 200-1556138

Loc: 209
72375
#7 A
Air-Storag

Form ID: FAI023:12
Revision Date: 12/18/2018

TestAmerica Burlington

Pre-Shipment Clean Canister Certification Report

Canister Cleaning & Pre-Shipment Leak Test

System ID	Max DF#	# Cycles	Cleaning Start Date/Time		System Start Temp(s):		Technician	Can Size	Certification Type:
Bottom Rack	10	25	3/1/2024	1321	23	23	SML	6 liter	batch

Port	Can ID	Initial[1] (psia)	Final (psia)	Diff.[3]	Final ("Hg)	Initial Reading Gauge:	Date:	Time:	Tech:	Temp:	Final Reading Gauge:	Date:	Time:	Tech:	Temp:
1	3544	-06	117	.11	29.7	G26	3/2/24	1311	SL	22.0	G26	3/7/24	1417	CL	21.0
2	5105		-06	Ø		G26					G26				
3	3643		-06	Ø		G26					G26				
4	3453		-06	Ø		G26					G26				
5	34002158		-06	Ø		G26					G26				
6	34001181		-06	Ø		G26					G26				
7	4348	-06	-06	Ø		G26	3/2/24	1417	CL	21.0	G26				
8	4086	-06	-06	Ø		G26	3/2/24	1311	SL	22.0	G26				
9	6169		-06	Ø		G26					G26				
10	34000148		-06	Ø		G26					G26				
11	2537		-06	Ø		G26					G26				
12	2863		-06	Ø		G26					G26				

[1] Batch Certification: The reading is taken on the "batch" canister and this value is used as the initial pressure for all canisters in the batch.

[3] Difference = Final Pressure - Initial Pressure . Acceptance Criteria: (1) The difference must be less than or equal to + 0.25psi. (2) Pressure readings must be at least 24 hours apart.

If time frame was not met, the PM must authorize shipment of canister **PM Authorization** **Date:**

Clean Canister Certification Analysis & Authorization of Release to Inventory

Test Method: ☐TO15 Routine ☐ TO15 LL

Can ID	Date	Sequence	Analyst	Inventory Level 1	2	3	4	Secondary Review Limited	Review Date	Reviewer
4348	3/6/24	59312	KPZ		XXXXXX				3/6/24	CC

Inventory Level 1: Individual Canister Certification (TO15LL 0.01).

Inventory Level 2: Individual or Batch Certification (TO15 0.04 ppbv).

Inventory Level 3: Individual or Batch Certification (TO15 0.2 ppbv).

Inventory Level Limited: Canisters may only be used for certain projects.

Dup Tees/Vac gauges (enter IDs if included):

Comments:

Form ID: FAI023:12
Revision Date: 12/18/2018

TestAmerica Burlington

Page 36 of 49

4/9/2024

200-72376-A-7
4348
Location: Air-Storage
Bottle: Summa Canister 6L
Sampled: 3/1/2024 12:00 AM 200-1856180

Loc: 200
72376
#7 A
Air-Storag

FORM I
AIR - GC/MS VOA ORGANICS ANALYSIS DATA SHEET

Lab Name: Eurofins Burlington
Job No.: 200-72375-1
SDG No.:
Client Sample ID: 2975
Lab Sample ID: 200-72375-7
Matrix: Air
Lab File ID: 59312_006.D
Analysis Method: TO-15
Date Collected: 03/01/2024 00:00
Sample wt/vol: 1000(mL)
Date Analyzed: 03/05/2024 11:46
Soil Aliquot Vol:
Dilution Factor: 0.2
Soil Extract Vol.:
GC Column: RTX-624 ID: 0.32(mm)
Purge Volume:
Heated Purge: (Y/N) pH:
% Moisture: % Solids:
Level: (low/med) Low
Analysis Batch No.: 201537
Units: ppb v/v

CAS NO.	COMPOUND NAME	RESULT	Q	RL	MDL
100-41-4	Ethylbenzene	0.040	U	0.040	0.014
100-42-5	Styrene	0.040	U	0.040	0.012
10061-01-5	1,3-Dichloropropene, cis-	0.040	U	0.040	0.0090
10061-02-6	1,3-Dichloropropene, trans-	0.040	U	0.040	0.011
106-46-7	1,4-Dichlorobenzene	0.040	U	0.040	0.018
106-93-4	1,2-Dibromoethane	0.040	U	0.040	0.0084
106-99-0	1,3-Butadiene	0.040	U	0.040	0.0078
107-05-1	Allyl chloride	0.10	U	0.10	0.024
107-06-2	1,2-Dichloroethane	0.040	U	0.040	0.019
108-10-1	Methyl isobutyl ketone (MIBK)	0.10	U	0.10	0.026
108-67-8	1,3,5-Trimethylbenzene	0.040	U	0.040	0.0094
108-88-3	Toluene	0.040	U	0.040	0.012
108-90-7	Chlorobenzene	0.040	U	0.040	0.0088
109-99-9	Tetrahydrofuran	1.0	U	1.0	0.26
110-54-3	Hexane	0.10	U	0.10	0.022
110-82-7	Cyclohexane	0.040	U	0.040	0.012
120-82-1	1,2,4-Trichlorobenzene	0.10	U	0.10	0.066
123-91-1	1,4-Dioxane	0.040	U	0.040	0.016
124-48-1	Dibromochloromethane	0.040	U	0.040	0.013
127-18-4	Tetrachloroethene	0.040	U	0.040	0.0042
142-82-5	n-Heptane	0.040	U	0.040	0.011
156-59-2	1,2-Dichloroethene, cis-	0.040	U	0.040	0.0042
156-60-5	1,2-Dichloroethene, trans-	0.040	U	0.040	0.0046
1634-04-4	Methyl tert-butyl ether	0.040	U	0.040	0.0072
179601-23-1	m,p-Xylene	0.10	U	0.10	0.019
540-84-1	2,2,4-Trimethylpentane	0.040	U	0.040	0.0076
541-73-1	1,3-Dichlorobenzene	0.040	U	0.040	0.015
56-23-5	Carbon tetrachloride	0.040	U	0.040	0.0044
593-60-2	Vinyl bromide	0.040	U	0.040	0.010
622-96-8	4-Ethyltoluene	0.040	U	0.040	0.0098
64-17-5	Ethanol	1.0	U	1.0	0.52
67-63-0	Isopropanol	1.0	U	1.0	0.32
67-64-1	Acetone	1.0	U	1.0	0.32
67-66-3	Chloroform	0.040	U	0.040	0.0082

FORM I
AIR - GC/MS VOA ORGANICS ANALYSIS DATA SHEET

Lab Name: Eurofins Burlington
Job No.: 200-72375-1
SDG No.:
Client Sample ID: 2975
Lab Sample ID: 200-72375-7
Matrix: Air
Lab File ID: 59312_006.D
Analysis Method: TO-15
Date Collected: 03/01/2024 00:00
Sample wt/vol: 1000(mL)
Date Analyzed: 03/05/2024 11:46
Soil Aliquot Vol:
Dilution Factor: 0.2
Soil Extract Vol.:
GC Column: RTX-624 ID: 0.32(mm)
Purge Volume:
Heated Purge: (Y/N) pH:
% Moisture: % Solids:
Level: (low/med) Low
Analysis Batch No.: 201537
Units: ppb v/v

CAS NO.	COMPOUND NAME	RESULT	Q	RL	MDL
71-43-2	Benzene	0.040	U	0.040	0.0088
71-55-6	1,1,1-Trichloroethane	0.040	U	0.040	0.0088
74-83-9	Bromomethane	0.040	U	0.040	0.014
74-87-3	Chloromethane	0.10	U	0.10	0.030
75-00-3	Chloroethane	0.10	U	0.10	0.036
75-01-4	Vinyl chloride	0.040	U	0.040	0.0042
75-09-2	Methylene Chloride	0.10	U	0.10	0.036
75-15-0	Carbon disulfide	0.10	U	0.10	0.026
75-25-2	Bromoform	0.040	U	0.040	0.024
75-27-4	Bromodichloromethane	0.040	U	0.040	0.010
75-34-3	1,1-Dichloroethane	0.040	U	0.040	0.0050
75-35-4	1,1-Dichloroethene	0.040	U	0.040	0.0052
75-65-0	tert-Butyl alcohol	1.0	U	1.0	0.24
75-69-4	Trichlorofluoromethane	0.040	U	0.040	0.010
75-71-8	Dichlorodifluoromethane	0.10	U	0.10	0.022
76-13-1	1,1,2-Trichloro-1,2,2-trifluoroethane	0.040	U	0.040	0.011
76-14-2	1,2-Dichlorotetrafluoroethane	0.040	U	0.040	0.0096
78-87-5	1,2-Dichloropropane	0.040	U	0.040	0.019
78-93-3	Methyl ethyl ketone (MEK)	0.10	U	0.10	0.098
79-00-5	1,1,2-Trichloroethane	0.040	U	0.040	0.015
79-01-6	Trichloroethene	0.040	U	0.040	0.0050
79-34-5	1,1,2,2-Tetrachloroethane	0.040	U	0.040	0.0086
80-62-6	Methyl methacrylate	0.10	U	0.10	0.028
87-68-3	Hexachlorobutadiene	0.040	U	0.040	0.022
91-20-3	Naphthalene	0.10	U	0.10	0.060
95-47-6	Xylene, o-	0.040	U	0.040	0.013
95-49-8	2-Chlorotoluene	0.040	U	0.040	0.0092
95-50-1	1,2-Dichlorobenzene	0.040	U	0.040	0.013
95-63-6	1,2,4-Trimethylbenzene	0.040	U	0.040	0.016
591-78-6	2-Hexanone	0.10	U	0.10	0.030

Eurofins Burlington
Target Compound Quantitation Report

Data File: \\chromfs\Burlington\ChromData\CHAM.i\20240305-59312.b\59312_006.D
Lims ID: 200-72375-A-7
Client ID: 2975
Sample Type: Client
Inject. Date: 05-Mar-2024 11:46:23 ALS Bottle#: 0 Worklist Smp#: 6
Purge Vol: 200.000 mL Dil. Factor: 0.2000
Sample Info: 200-0059312-006
Misc. Info.: 72375-7
Operator ID: vtp Instrument ID: CHAM.i

Method: \\chromfs\Burlington\ChromData\CHAM.i\20240305-59312.b\TO15_TO3_Master_Method_AM1.m
Limit Group: AI_TO15_ICAL
Last Update: 06-Mar-2024 09:54:06 Calib Date: 22-Feb-2024 22:46:40
Integrator: RTE ID Type: Deconvolution ID
Quant Method: Internal Standard Quant By: Initial Calibration
Last ICal File: \\chromfs\Burlington\ChromData\CHAM.i\20240222-59177.b\59177_013.D

Column 1 : RTX-624 (0.32 mm) Det: MS SCAN
Process Host: CTX1683

First Level Reviewer: YWL8 Date: 06-Mar-2024 09:56:51

Compound	Sig	RT (min.)	Adj RT (min.)	Dlt RT (min.)	Q	Response	OnCol Amt ppb v/v	Flags
2 Dichlorodifluoromethane	85		4.417				ND	
4 1,2-Dichloro-1,1,2,2-tetrafluoro	85		4.792				ND	
5 Chloromethane	50		4.915				ND	
6 Vinyl chloride	62		5.225				ND	
8 Butadiene	54		5.337				ND	
9 Bromomethane	94		6.086				ND	
10 Chloroethane	64		6.365				ND	
13 Vinyl bromide	106		6.798				ND	
14 Trichlorofluoromethane	101		6.953				ND	
16 Ethanol	45		7.370				ND	7
20 1,1-Dichloroethene	96		8.039				ND	
21 1,1,2-Trichloro-1,2,2-trifluoroe	101		8.077				ND	
22 Acetone	43		8.141				ND	7
24 Carbon disulfide	76	8.451	8.449	0.005	94	2844	0.0226	
23 Isopropyl alcohol	45		8.446				ND	
26 3-Chloro-1-propene	41		8.751				ND	
27 Methylene Chloride	49		8.997				ND	7
28 2-Methyl-2-propanol	59		9.232				ND	
30 trans-1,2-Dichloroethene	61		9.489				ND	
31 Methyl tert-butyl ether	73		9.494				ND	
32 Hexane	57		9.997				ND	
33 1,1-Dichloroethane	63		10.275				ND	
36 2-Butanone (MEK)	72		11.270				ND	
37 cis-1,2-Dichloroethene	96		11.292				ND	
* 39 Chlorobromomethane	128	11.703	11.704	-0.001	87	296609	10.0	
40 Tetrahydrofuran	42		11.741				ND	
41 Chloroform	83		11.886				ND	
42 1,1,1-Trichloroethane	97		12.185				ND	
43 Cyclohexane	84		12.314				ND	
44 Carbon tetrachloride	117		12.453				ND	
45 Benzene	78		12.816				ND	7

Compound	Sig	RT (min.)	Adj RT (min.)	Dlt RT (min.)	Q	Response	OnCol Amt ppb v/v	Flags
46 1,2-Dichloroethane	62		12.902				ND	
47 Isooctane	57		13.020				ND	
48 n-Heptane	43		13.325				ND	
* 49 1,4-Difluorobenzene	114	13.560	13.560	0.000	94	1437790	10.0	
51 Trichloroethene	95		13.988				ND	
53 1,2-Dichloropropane	63		14.459				ND	
54 Methyl methacrylate	69		14.544				ND	
55 1,4-Dioxane	88		14.593				ND	
58 Dichlorobromomethane	83		14.930				ND	
59 cis-1,3-Dichloropropene	75		15.737				ND	
61 4-Methyl-2-pentanone (MIBK)	43		16.005				ND	
62 Toluene	92		16.369				ND	
66 trans-1,3-Dichloropropene	75		16.797				ND	
67 1,1,2-Trichloroethane	83		17.177				ND	
68 Tetrachloroethene	166		17.353				ND	
69 2-Hexanone	43		17.588				ND	
70 Chlorodibromomethane	129		17.915				ND	
71 Ethylene Dibromide	107		18.150				ND	
* 73 Chlorobenzene-d5	117	19.065	19.060	0.005	85	1268024	10.0	
74 Chlorobenzene	112		19.124				ND	
75 Ethylbenzene	91		19.306				ND	
76 m-Xylene & p-Xylene	106		19.568				ND	
78 o-Xylene	106		20.338				ND	
79 Styrene	104		20.370				ND	
81 Bromoform	173		20.713				ND	
83 1,1,2,2-Tetrachloroethane	83		21.526				ND	7
86 2-Chlorotoluene	91		21.852				ND	7
87 4-Ethyltoluene	105		21.895				ND	7
88 1,3,5-Trimethylbenzene	105		21.986				ND	7
92 1,2,4-Trimethylbenzene	105		22.548				ND	7
94 1,3-Dichlorobenzene	146		22.960				ND	7
96 1,4-Dichlorobenzene	146		23.093				ND	7
99 1,2-Dichlorobenzene	146		23.602				ND	7
102 1,2,4-Trichlorobenzene	180		26.105				ND	
103 Hexachlorobutadiene	225		26.351				ND	
104 Naphthalene	128		26.608				ND	

QC Flag Legend

Processing Flags

7 - Failed Limit of Detection

Reagents:

ATTO15AHISs_00003 Amount Added: 20.00 Units: mL Run Reagent

Report Date: 06-Mar-2024 09:56:51 Chrom Revision: 2.3 23-Feb-2024 16:51:14

Eurofins Burlington

Data File:	\\chromfs\Burlington\ChromData\CHAM.i\20240305-59312.b\59312_006.D				
Injection Date:	05-Mar-2024 11:46:23	Instrument ID:	CHAM.i	Operator ID:	vtp
Lims ID:	200-72375-A-7	Lab Sample ID:	200-72375-7	Worklist Smp#:	6
Client ID:	2975				
Purge Vol:	200.000 mL	Dil. Factor:	0.2000	ALS Bottle#:	0
Method:	TO15_TO3_Master_Method_AM1	Limit Group:	AI_TO15_ICAL		

Column: RTX-624 (0.32 mm) Y Scaling: Method Defined: Scale to the Nth Largest Target: 1

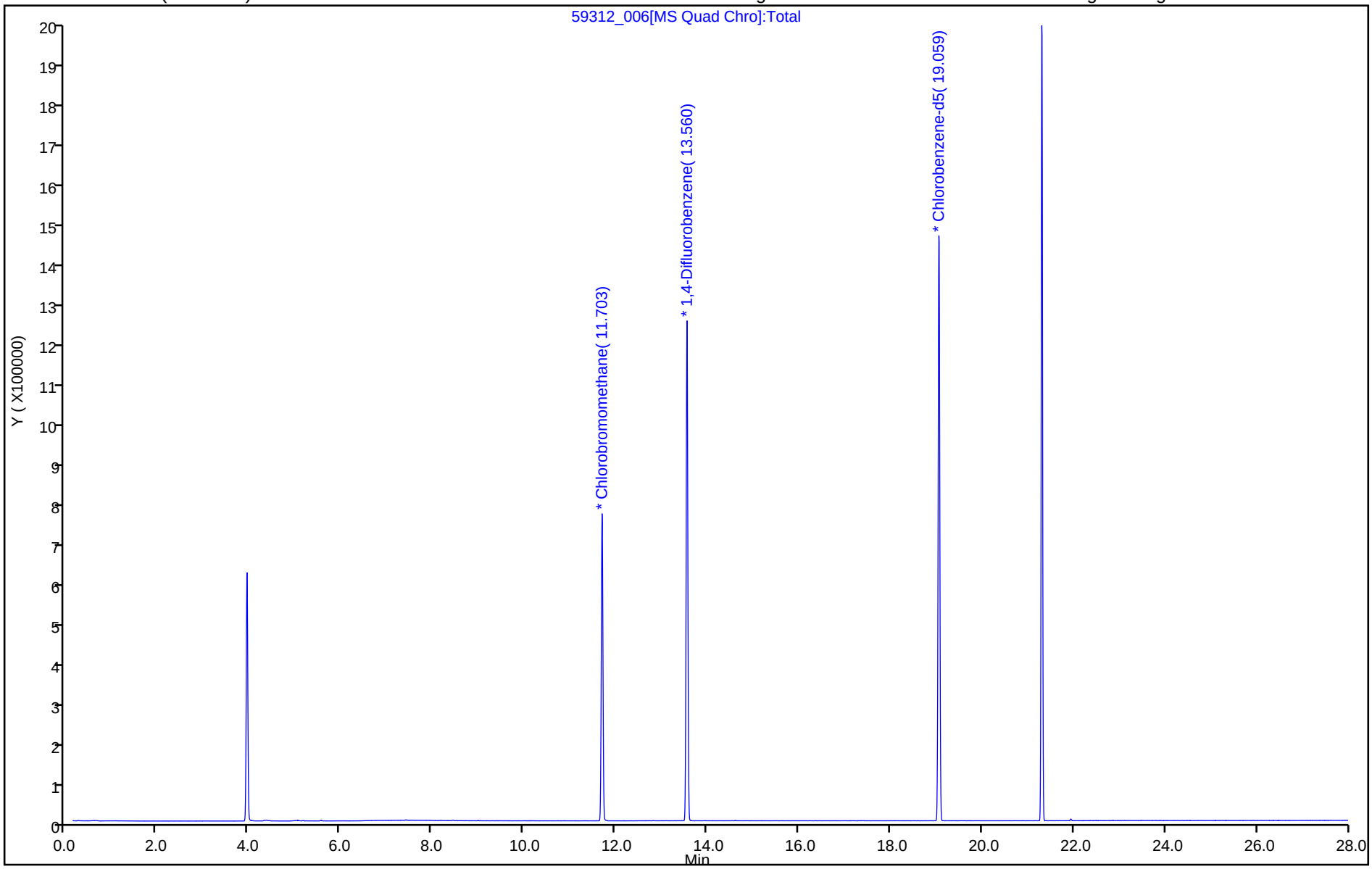

FORM I
AIR - GC/MS VOA ORGANICS ANALYSIS DATA SHEET

Lab Name: Eurofins Burlington | Job No.: 200-72376-1

SDG No.:

Client Sample ID: 4348 | Lab Sample ID: 200-72376-7

Matrix: Air | Lab File ID: 59312_027.D

Analysis Method: TO-15 | Date Collected: 03/01/2024 00:00

Sample wt/vol: 1000(mL) | Date Analyzed: 03/06/2024 05:53

Soil Aliquot Vol: | Dilution Factor: 0.2

Soil Extract Vol.: | GC Column: RTX-624 ID: 0.32(mm)

Purge Volume: | Heated Purge: (Y/N) pH:

% Moisture: % Solids: | Level: (low/med) Low

Analysis Batch No.: 201537 | Units: ppb v/v

CAS NO.	COMPOUND NAME	RESULT	Q	RL	RL
115-07-1	Propylene	1.0	U	1.0	1.0
75-71-8	Dichlorodifluoromethane	0.10	U	0.10	0.10
75-45-6	Freon 22	0.10	U	0.10	0.10
76-14-2	1,2-Dichlorotetrafluoroethane	0.040	U	0.040	0.040
74-87-3	Chloromethane	0.10	U	0.10	0.10
106-97-8	n-Butane	0.10	U	0.10	0.10
75-01-4	Vinyl chloride	0.040	U	0.040	0.040
106-99-0	1,3-Butadiene	0.040	U	0.040	0.040
74-83-9	Bromomethane	0.040	U	0.040	0.040
75-00-3	Chloroethane	0.10	U	0.10	0.10
593-60-2	Bromoethene(Vinyl Bromide)	0.040	U	0.040	0.040
75-69-4	Trichlorofluoromethane	0.040	U	0.040	0.040
64-17-5	Ethanol	1.0	U	1.0	1.0
76-13-1	Freon TF	0.040	U	0.040	0.040
75-35-4	1,1-Dichloroethene	0.040	U	0.040	0.040
67-64-1	Acetone	1.0	U	1.0	1.0
67-63-0	Isopropyl alcohol	1.0	U	1.0	1.0
75-15-0	Carbon disulfide	0.10	U	0.10	0.10
107-05-1	3-Chloropropene	0.10	U	0.10	0.10
75-09-2	Methylene Chloride	0.10	U	0.10	0.10
75-65-0	tert-Butyl alcohol	1.0	U	1.0	1.0
1634-04-4	Methyl tert-butyl ether	0.040	U	0.040	0.040
156-60-5	trans-1,2-Dichloroethene	0.040	U	0.040	0.040
110-54-3	n-Hexane	0.10	U	0.10	0.10
75-34-3	1,1-Dichloroethane	0.040	U	0.040	0.040
108-05-4	Vinyl acetate	1.0	U	1.0	1.0
141-78-6	Ethyl acetate	1.0	U	1.0	1.0
78-93-3	Methyl Ethyl Ketone	0.10	U	0.10	0.10
156-59-2	cis-1,2-Dichloroethene	0.040	U	0.040	0.040
540-59-0	1,2-Dichloroethene, Total	0.080	U	0.080	0.080
67-66-3	Chloroform	0.040	U	0.040	0.040
109-99-9	Tetrahydrofuran	1.0	U	1.0	1.0
71-55-6	1,1,1-Trichloroethane	0.040	U	0.040	0.040
110-82-7	Cyclohexane	0.040	U	0.040	0.040

FORM I
AIR - GC/MS VOA ORGANICS ANALYSIS DATA SHEET

Lab Name: Eurofins Burlington
Job No.: 200-72376-1
SDG No.:
Client Sample ID: 4348
Lab Sample ID: 200-72376-7
Matrix: Air
Lab File ID: 59312_027.D
Analysis Method: TO-15
Date Collected: 03/01/2024 00:00
Sample wt/vol: 1000(mL)
Date Analyzed: 03/06/2024 05:53
Soil Aliquot Vol:
Dilution Factor: 0.2
Soil Extract Vol.:
GC Column: RTX-624 ID: 0.32(mm)
Purge Volume:
Heated Purge: (Y/N) pH:
% Moisture: % Solids:
Level: (low/med) Low
Analysis Batch No.: 201537
Units: ppb v/v

CAS NO.	COMPOUND NAME	RESULT	Q	RL	RL
56-23-5	Carbon tetrachloride	0.040	U	0.040	0.040
540-84-1	2,2,4-Trimethylpentane	0.040	U	0.040	0.040
71-43-2	Benzene	0.040	U	0.040	0.040
107-06-2	1,2-Dichloroethane	0.040	U	0.040	0.040
142-82-5	n-Heptane	0.040	U	0.040	0.040
79-01-6	Trichloroethene	0.040	U	0.040	0.040
80-62-6	Methyl methacrylate	0.10	U	0.10	0.10
78-87-5	1,2-Dichloropropane	0.040	U	0.040	0.040
123-91-1	1,4-Dioxane	1.0	U	1.0	1.0
75-27-4	Bromodichloromethane	0.040	U	0.040	0.040
10061-01-5	cis-1,3-Dichloropropene	0.040	U	0.040	0.040
108-10-1	methyl isobutyl ketone	0.10	U	0.10	0.10
108-88-3	Toluene	0.040	U	0.040	0.040
10061-02-6	trans-1,3-Dichloropropene	0.040	U	0.040	0.040
79-00-5	1,1,2-Trichloroethane	0.040	U	0.040	0.040
127-18-4	Tetrachloroethene	0.040	U	0.040	0.040
591-78-6	Methyl Butyl Ketone (2-Hexanone)	0.10	U	0.10	0.10
124-48-1	Dibromochloromethane	0.040	U	0.040	0.040
106-93-4	1,2-Dibromoethane	0.040	U	0.040	0.040
108-90-7	Chlorobenzene	0.040	U	0.040	0.040
100-41-4	Ethylbenzene	0.040	U	0.040	0.040
179601-23-1	m,p-Xylene	0.10	U	0.10	0.10
95-47-6	Xylene, o-	0.040	U	0.040	0.040
1330-20-7	Xylene (total)	0.14	U	0.14	0.14
100-42-5	Styrene	0.040	U	0.040	0.040
75-25-2	Bromoform	0.040	U	0.040	0.040
98-82-8	Cumene	0.040	U	0.040	0.040
79-34-5	1,1,2,2-Tetrachloroethane	0.040	U	0.040	0.040
103-65-1	n-Propylbenzene	0.040	U	0.040	0.040
622-96-8	4-Ethyltoluene	0.040	U	0.040	0.040
108-67-8	1,3,5-Trimethylbenzene	0.040	U	0.040	0.040
95-49-8	2-Chlorotoluene	0.040	U	0.040	0.040
98-06-6	tert-Butylbenzene	0.040	U	0.040	0.040
95-63-6	1,2,4-Trimethylbenzene	0.040	U	0.040	0.040

FORM I
AIR - GC/MS VOA ORGANICS ANALYSIS DATA SHEET

Lab Name: Eurofins Burlington
Job No.: 200-72376-1
SDG No.:
Client Sample ID: 4348
Lab Sample ID: 200-72376-7
Matrix: Air
Lab File ID: 59312_027.D
Analysis Method: TO-15
Date Collected: 03/01/2024 00:00
Sample wt/vol: 1000(mL)
Date Analyzed: 03/06/2024 05:53
Soil Aliquot Vol:
Dilution Factor: 0.2
Soil Extract Vol.:
GC Column: RTX-624 ID: 0.32(mm)
Purge Volume:
Heated Purge: (Y/N) pH:
% Moisture: % Solids:
Level: (low/med) Low
Analysis Batch No.: 201537
Units: ppb v/v

CAS NO.	COMPOUND NAME	RESULT	Q	RL	RL
135-98-8	sec-Butylbenzene	0.040	U	0.040	0.040
99-87-6	4-Isopropyltoluene	0.040	U	0.040	0.040
541-73-1	1,3-Dichlorobenzene	0.040	U	0.040	0.040
106-46-7	1,4-Dichlorobenzene	0.040	U	0.040	0.040
100-44-7	Benzyl chloride	0.040	U	0.040	0.040
104-51-8	n-Butylbenzene	0.040	U	0.040	0.040
95-50-1	1,2-Dichlorobenzene	0.040	U	0.040	0.040
120-82-1	1,2,4-Trichlorobenzene	0.10	U	0.10	0.10
87-68-3	Hexachlorobutadiene	0.040	U	0.040	0.040
91-20-3	Naphthalene	0.10	U	0.10	0.10

Eurofins Burlington
Target Compound Quantitation Report

Data File: \\chromfs\Burlington\ChromData\CHAM.i\20240305-59312.b\59312_027.D
Lims ID: 200-72376-A-7
Client ID: 4348
Sample Type: Client
Inject. Date: 06-Mar-2024 05:53:24 ALS Bottle#: 0 Worklist Smp#: 27
Purge Vol: 200.000 mL Dil. Factor: 0.2000
Sample Info: 200-0059312-027
Misc. Info.: 72376-7
Operator ID: vtp Instrument ID: CHAM.i

Method: \\chromfs\Burlington\ChromData\CHAM.i\20240305-59312.b\TO15_TO3_Master_Method_AM1.m
Limit Group: AI_TO15_ICAL
Last Update: 06-Mar-2024 10:17:53 Calib Date: 22-Feb-2024 22:46:40
Integrator: RTE ID Type: Deconvolution ID
Quant Method: Internal Standard Quant By: Initial Calibration
Last ICal File: \\chromfs\Burlington\ChromData\CHAM.i\20240222-59177.b\59177_013.D

Column 1 : RTX-624 (0.32 mm) Det: MS SCAN
Process Host: CTX1639

First Level Reviewer: W5NX Date: 06-Mar-2024 10:17:53

Compound	Sig	RT (min.)	Adj RT (min.)	Dlt RT (min.)	Q	Response	OnCol Amt ppb v/v	Flags
1 Propene	41		4.316				ND	7
2 Dichlorodifluoromethane	85		4.417				ND	
3 Chlorodifluoromethane	51		4.465				ND	
4 1,2-Dichloro-1,1,2,2-tetrafluoro	85		4.792				ND	
5 Chloromethane	50		4.915				ND	
7 Butane	43		5.220				ND	7
6 Vinyl chloride	62		5.225				ND	
8 Butadiene	54		5.337				ND	
9 Bromomethane	94		6.086				ND	
10 Chloroethane	64		6.365				ND	
13 Vinyl bromide	106		6.798				ND	
14 Trichlorofluoromethane	101		6.953				ND	
16 Ethanol	45		7.370				ND	
20 1,1-Dichloroethene	96		8.039				ND	
21 1,1,2-Trichloro-1,2,2-trifluoroe	101		8.077				ND	
22 Acetone	43		8.141				ND	7
24 Carbon disulfide	76		8.446				ND	7
23 Isopropyl alcohol	45		8.446				ND	
26 3-Chloro-1-propene	41		8.751				ND	
27 Methylene Chloride	49		8.997				ND	7
28 2-Methyl-2-propanol	59		9.232				ND	
30 trans-1,2-Dichloroethene	61		9.489				ND	
31 Methyl tert-butyl ether	73		9.494				ND	
32 Hexane	57		9.997				ND	
S 35 1,2-Dichloroethene, Total	61		10.200				ND	7
33 1,1-Dichloroethane	63		10.275				ND	
34 Vinyl acetate	43		10.286				ND	
36 2-Butanone (MEK)	72		11.270				ND	
37 cis-1,2-Dichloroethene	96		11.292				ND	
38 Ethyl acetate	88		11.340				ND	
* 39 Chlorobromomethane	128	11.703	11.704	-0.001	87	290761	10.0	

Compound	Sig	RT (min.)	Adj RT (min.)	Dlt RT (min.)	Q	Response	OnCol Amt ppb v/v	Flags
40 Tetrahydrofuran	42		11.741				ND	
41 Chloroform	83		11.886				ND	
42 1,1,1-Trichloroethane	97		12.185				ND	
43 Cyclohexane	84		12.314				ND	
44 Carbon tetrachloride	117		12.453				ND	
45 Benzene	78		12.816				ND	7
46 1,2-Dichloroethane	62		12.902				ND	
47 Isooctane	57		13.020				ND	
48 n-Heptane	43		13.325				ND	
* 49 1,4-Difluorobenzene	114	13.560	13.560	0.000	94	1402257	10.0	
51 Trichloroethene	95		13.988				ND	
53 1,2-Dichloropropane	63		14.459				ND	
54 Methyl methacrylate	69		14.544				ND	
55 1,4-Dioxane	88		14.593				ND	
57 Dibromomethane	174		14.619				ND	7
58 Dichlorobromomethane	83		14.930				ND	
59 cis-1,3-Dichloropropene	75		15.737				ND	
61 4-Methyl-2-pentanone (MIBK)	43		16.005				ND	
62 Toluene	92		16.369				ND	
66 trans-1,3-Dichloropropene	75		16.797				ND	
67 1,1,2-Trichloroethane	83		17.177				ND	
68 Tetrachloroethene	166		17.353				ND	
69 2-Hexanone	43		17.588				ND	
70 Chlorodibromomethane	129		17.915				ND	
71 Ethylene Dibromide	107		18.150				ND	
* 73 Chlorobenzene-d5	117	19.059	19.060	-0.001	85	1253402	10.0	
74 Chlorobenzene	112		19.124				ND	
75 Ethylbenzene	91		19.306				ND	MU
76 m-Xylene & p-Xylene	106		19.568				ND	
S 80 Xylenes, Total	106		20.100				ND	7
78 o-Xylene	106		20.338				ND	
79 Styrene	104		20.370				ND	
81 Bromoform	173		20.713				ND	
82 Isopropylbenzene	105		21.002				ND	
83 1,1,2,2-Tetrachloroethane	83		21.526				ND	7
85 N-Propylbenzene	91		21.702				ND	
86 2-Chlorotoluene	91		21.852				ND	
87 4-Ethyltoluene	105		21.895				ND	
88 1,3,5-Trimethylbenzene	105		21.986				ND	
91 tert-Butylbenzene	119		22.462				ND	
92 1,2,4-Trimethylbenzene	105		22.548				ND	
93 sec-Butylbenzene	105		22.783				ND	
94 1,3-Dichlorobenzene	146		22.960				ND	
95 4-Isopropyltoluene	119		22.992				ND	
96 1,4-Dichlorobenzene	146		23.093				ND	
97 Benzyl chloride	91		23.249				ND	
98 n-Butylbenzene	91		23.553				ND	
99 1,2-Dichlorobenzene	146		23.602				ND	
102 1,2,4-Trichlorobenzene	180		26.105				ND	
103 Hexachlorobutadiene	225		26.351				ND	
104 Naphthalene	128		26.608				ND	

QC Flag Legend

Processing Flags

7 - Failed Limit of Detection

Review Flags

U - Marked Undetected

Reagents:

ATTO15AHISs_00003	Amount Added: 20.00	Units: mL	Run Reagent

Report Date: 06-Mar-2024 10:17:53 Chrom Revision: 2.3 23-Feb-2024 16:51:14

Eurofins Burlington

Data File:	\\chromfs\Burlington\ChromData\CHAM.i\20240305-59312.b\59312_027.D				
Injection Date:	06-Mar-2024 05:53:24	Instrument ID:	CHAM.i	Operator ID:	vtp
Lims ID:	200-72376-A-7	Lab Sample ID:	200-72376-7	Worklist Smp#:	27
Client ID:	4348				
Purge Vol:	200.000 mL	Dil. Factor:	0.2000	ALS Bottle#:	0
Method:	TO15_TO3_Master_Method_AM1	Limit Group:	AI_TO15_ICAL		

Column: RTX-624 (0.32 mm) Y Scaling: Method Defined: Scale to the Nth Largest Target: 1

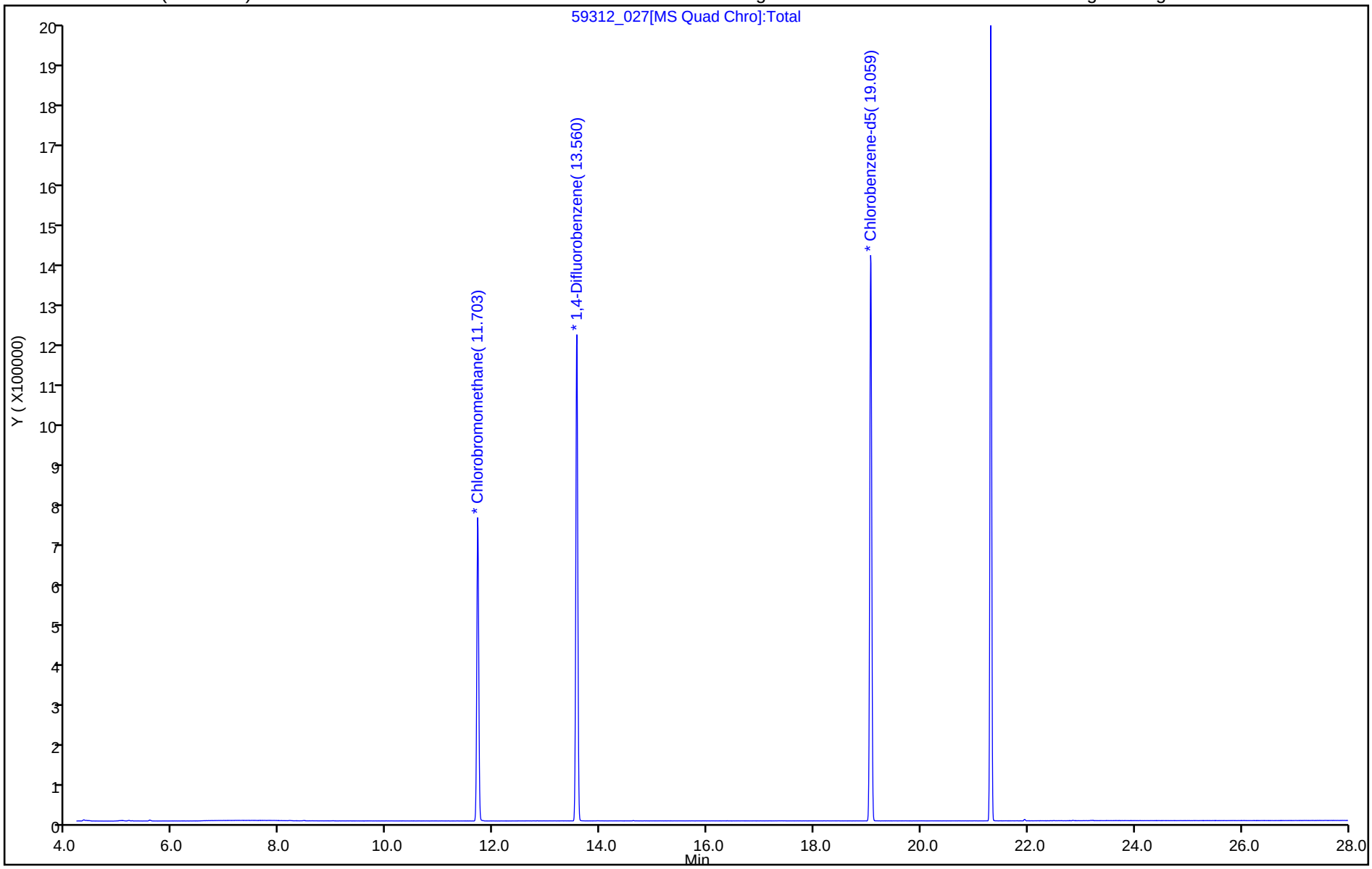

User Disabled Compound Report

Eurofins Burlington

Data File:	\\chromfs\Burlington\ChromData\CHAM.i\20240305-59312.b\59312_027.D				
Injection Date:	06-Mar-2024 05:53:24	Instrument ID:	CHAM.i		
Lims ID:	200-72376-A-7	Lab Sample ID:	200-72376-7		
Client ID:	4348				
Operator ID:	vtp	ALS Bottle#:	0	Worklist Smp#:	27
Purge Vol:	200.000 mL	Dil. Factor:	0.2000		
Method:	TO15_TO3_Master_Method_AM1	Limit Group:	AI_TO15_ICAL		
Column:	RTX-624 (0.32 mm)	Detector	MS SCAN		

75 Ethylbenzene, CAS: 100-41-4

Processing Results

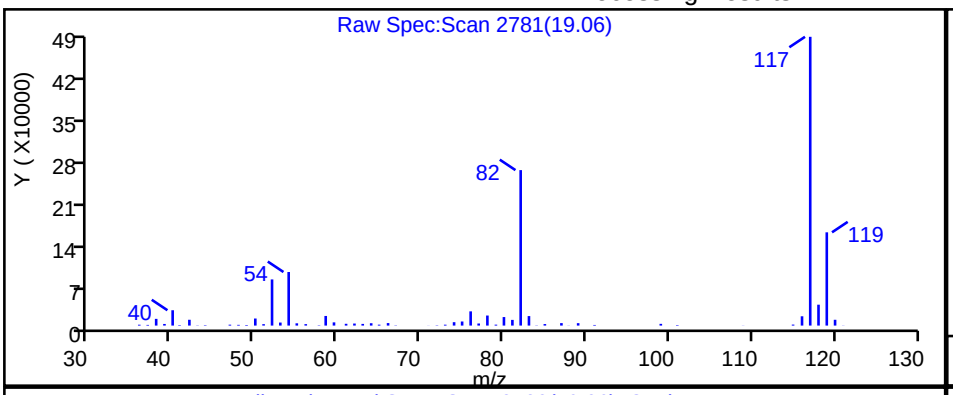

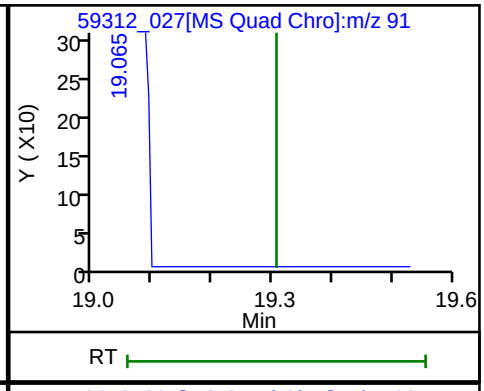

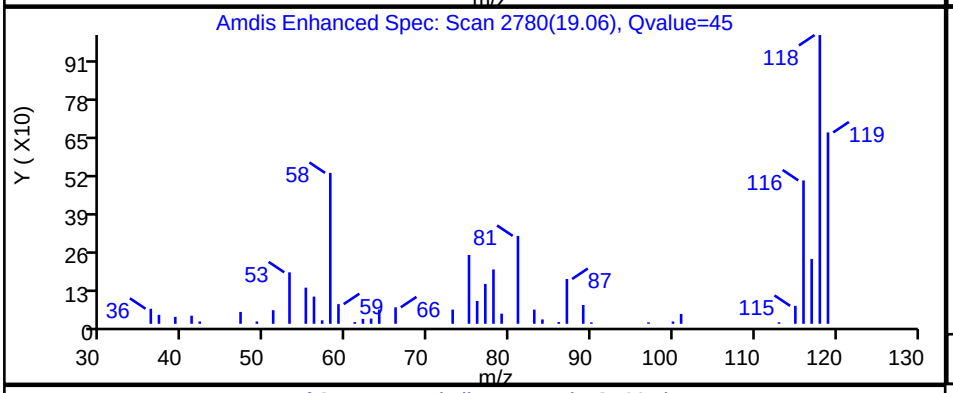

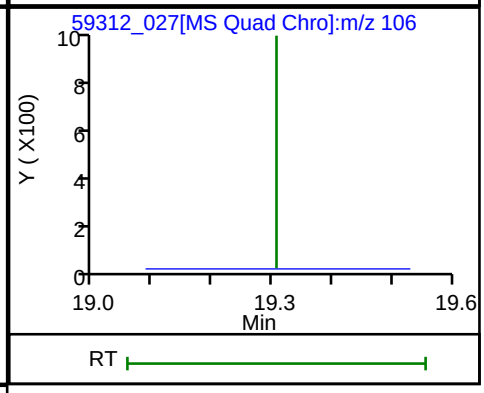

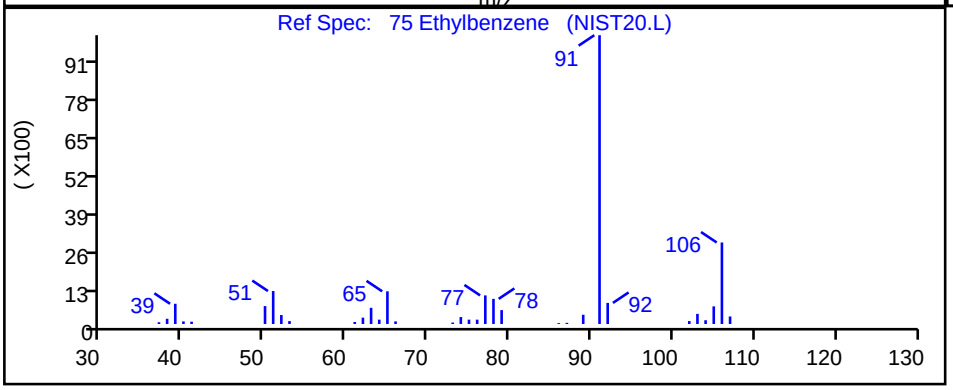

RT	Mass	Response	Amount
19.06	91.00	2446	0.011997
19.31	106.00	0	

Reviewer: W5NX, 06-Mar-2024 10:17:37 -05:00:00 (UTC)

Audit Action: Marked Compound Undetected Audit Reason: Invalid Compound ID

eurofins | Environment Testing

ANALYTICAL REPORT

PREPARED FOR

Attn: Christopher Arcuri
GHD Services Inc.
2055 Niagara Falls Blvd., Suite 3
Niagara Falls, New York 14304

Generated 4/5/2024 4:12:33 PM

JOB DESCRIPTION

12616852, GM-Lockport Air 256042

JOB NUMBER

480-218261-1

Eurofins Buffalo
10 Hazelwood Drive
Amherst NY 14228-2298

See page two for job notes and contact information.

my EOL

Eurofins Buffalo

Job Notes

This report may not be reproduced except in full, and with written approval from the laboratory. The results relate only to the samples tested. For questions please contact the Project Manager at the e-mail address or telephone number listed on this page.

The test results in this report relate only to the samples as received by the laboratory and will meet all requirements of the methodology, with any exceptions noted. This report shall not be reproduced except in full, without the express written approval of the laboratory. All questions should be directed to the Eurofins Environment Testing Northeast, LLC Project Manager.

Authorization

Generated
4/5/2024 4:12:33 PM

Authorized for release by
Denise Heckler, Project Manager II
Denise.Heckler@et.eurofinsus.com
(330)966-9477

Table of Contents

Cover Page 1
Table of Contents 3
Definitions/Glossary 4
Case Narrative 5
Detection Summary 6
Client Sample Results 12
QC Sample Results 32
QC Association Summary 39
Lab Chronicle 40
Certification Summary 42
Method Summary 43
Sample Summary 44
Chain of Custody 45
Receipt Checklists 48
Clean Canister Certification 49
Pre-Ship Certification 49
Clean Canister Data 52

Definitions/Glossary

Client: GHD Services Inc.
Project/Site: 12616852, GM-Lockport Air 256042

Job ID: 480-218261-1

Qualifiers

Air - GC/MS VOA

Qualifier	Qualifier Description
E	Result exceeded calibration range.
J	Result is less than the RL but greater than or equal to the MDL and the concentration is an approximate value.

Glossary

Abbreviation	These commonly used abbreviations may or may not be present in this report.
¤	Listed under the "D" column to designate that the result is reported on a dry weight basis
%R	Percent Recovery
CFL	Contains Free Liquid
CFU	Colony Forming Unit
CNF	Contains No Free Liquid
DER	Duplicate Error Ratio (normalized absolute difference)
Dil Fac	Dilution Factor
DL	Detection Limit (DoD/DOE)
DL, RA, RE, IN	Indicates a Dilution, Re-analysis, Re-extraction, or additional Initial metals/anion analysis of the sample
DLC	Decision Level Concentration (Radiochemistry)
EDL	Estimated Detection Limit (Dioxin)
LOD	Limit of Detection (DoD/DOE)
LOQ	Limit of Quantitation (DoD/DOE)
MCL	EPA recommended "Maximum Contaminant Level"
MDA	Minimum Detectable Activity (Radiochemistry)
MDC	Minimum Detectable Concentration (Radiochemistry)
MDL	Method Detection Limit
ML	Minimum Level (Dioxin)
MPN	Most Probable Number
MQL	Method Quantitation Limit
NC	Not Calculated
ND	Not Detected at the reporting limit (or MDL or EDL if shown)
NEG	Negative / Absent
POS	Positive / Present
PQL	Practical Quantitation Limit
PRES	Presumptive
QC	Quality Control
RER	Relative Error Ratio (Radiochemistry)
RL	Reporting Limit or Requested Limit (Radiochemistry)
RPD	Relative Percent Difference, a measure of the relative difference between two points
TEF	Toxicity Equivalent Factor (Dioxin)
TEQ	Toxicity Equivalent Quotient (Dioxin)
TNTC	Too Numerous To Count

Job Narrative
480-218261-1

Receipt
The samples were received on 3/27/2024 10:45 AM. Unless otherwise noted below, the samples arrived in good condition.

Air - GC/MS VOA
No additional analytical or quality issues were noted, other than those described above or in the Definitions/ Glossary page.

Detection Summary

Client: GHD Services Inc.
Project/Site: 12616852, GM-Lockport Air 256042

Job ID: 480-218261-1

Client Sample ID: 7W-IA-1-032224 — Lab Sample ID: 480-218261-1

Analyte	Result	Qualifier	RL	MDL	Unit	Dil Fac	D	Method	Prep Type
Dichlorodifluoromethane	2.0	J	2.5	0.54	ug/m3	1		TO-15	Total/NA
Freon 22	1.0	J	1.8	0.42	ug/m3	1		TO-15	Total/NA
Chloromethane	0.92	J	1.0	0.31	ug/m3	1		TO-15	Total/NA
n-Butane	2.2		1.2	0.48	ug/m3	1		TO-15	Total/NA
1,3-Butadiene	0.55		0.44	0.086	ug/m3	1		TO-15	Total/NA
Trichlorofluoromethane	5.1		1.1	0.28	ug/m3	1		TO-15	Total/NA
Freon TF	0.42	J	1.5	0.41	ug/m3	1		TO-15	Total/NA
Acetone	7.4	J	12	3.8	ug/m3	1		TO-15	Total/NA
Isopropyl alcohol	65		12	3.9	ug/m3	1		TO-15	Total/NA
n-Hexane	1.1	J	1.8	0.39	ug/m3	1		TO-15	Total/NA
Methyl Ethyl Ketone	2.8		1.5	1.4	ug/m3	1		TO-15	Total/NA
cis-1,2-Dichloroethene	0.43	J	0.79	0.083	ug/m3	1		TO-15	Total/NA
1,2-Dichloroethene, Total	0.43	J	1.6	0.083	ug/m3	1		TO-15	Total/NA
Cyclohexane	0.63	J	0.69	0.20	ug/m3	1		TO-15	Total/NA
Carbon tetrachloride	0.33	J	1.3	0.14	ug/m3	1		TO-15	Total/NA
Benzene	0.65		0.64	0.14	ug/m3	1		TO-15	Total/NA
n-Heptane	0.24	J	0.82	0.23	ug/m3	1		TO-15	Total/NA
Trichloroethene	2.1		1.1	0.13	ug/m3	1		TO-15	Total/NA
Methyl methacrylate	5.3		2.0	0.57	ug/m3	1		TO-15	Total/NA
Toluene	1.2		0.75	0.23	ug/m3	1		TO-15	Total/NA
Tetrachloroethene	2.8		1.4	0.14	ug/m3	1		TO-15	Total/NA
m,p-Xylene	0.63	J	2.2	0.41	ug/m3	1		TO-15	Total/NA
Xylene (total)	0.63	J	3.0	0.23	ug/m3	1		TO-15	Total/NA
1,2,4-Trimethylbenzene	0.41	J	0.98	0.39	ug/m3	1		TO-15	Total/NA

Client Sample ID: 7W-IA-2-032224 — Lab Sample ID: 480-218261-2

Analyte	Result	Qualifier	RL	MDL	Unit	Dil Fac	D	Method	Prep Type
Dichlorodifluoromethane	2.0	J	2.5	0.54	ug/m3	1		TO-15	Total/NA
Freon 22	1.0	J	1.8	0.42	ug/m3	1		TO-15	Total/NA
Chloromethane	0.91	J	1.0	0.31	ug/m3	1		TO-15	Total/NA
n-Butane	2.9		1.2	0.48	ug/m3	1		TO-15	Total/NA
1,3-Butadiene	0.41	J	0.44	0.086	ug/m3	1		TO-15	Total/NA
Trichlorofluoromethane	4.5		1.1	0.28	ug/m3	1		TO-15	Total/NA
Freon TF	0.44	J	1.5	0.41	ug/m3	1		TO-15	Total/NA
Acetone	15		12	3.8	ug/m3	1		TO-15	Total/NA
Isopropyl alcohol	110	E	12	3.9	ug/m3	1		TO-15	Total/NA
n-Hexane	0.69	J	1.8	0.39	ug/m3	1		TO-15	Total/NA
Methyl Ethyl Ketone	4.7		1.5	1.4	ug/m3	1		TO-15	Total/NA
cis-1,2-Dichloroethene	0.44	J	0.79	0.083	ug/m3	1		TO-15	Total/NA
1,2-Dichloroethene, Total	0.44	J	1.6	0.083	ug/m3	1		TO-15	Total/NA
Cyclohexane	0.89		0.69	0.20	ug/m3	1		TO-15	Total/NA
Carbon tetrachloride	0.36	J	1.3	0.14	ug/m3	1		TO-15	Total/NA
Benzene	0.75		0.64	0.14	ug/m3	1		TO-15	Total/NA
n-Heptane	0.46	J	0.82	0.23	ug/m3	1		TO-15	Total/NA
Trichloroethene	1.7		1.1	0.13	ug/m3	1		TO-15	Total/NA
Methyl methacrylate	23		2.0	0.57	ug/m3	1		TO-15	Total/NA
Toluene	1.8		0.75	0.23	ug/m3	1		TO-15	Total/NA
Tetrachloroethene	2.7		1.4	0.14	ug/m3	1		TO-15	Total/NA
m,p-Xylene	0.68	J	2.2	0.41	ug/m3	1		TO-15	Total/NA
Xylene (total)	0.68	J	3.0	0.23	ug/m3	1		TO-15	Total/NA

This Detection Summary does not include radiochemical test results.

Detection Summary

Client: GHD Services Inc.
Project/Site: 12616852, GM-Lockport Air 256042

Job ID: 480-218261-1

Client Sample ID: 7W-IA-2-032224 (Continued) — Lab Sample ID: 480-218261-2

Analyte	Result	Qualifier	RL	MDL	Unit	Dil Fac	D	Method	Prep Type
1,2,4-Trimethylbenzene	0.55	J	0.98	0.39	ug/m3	1		TO-15	Total/NA
Dichlorodifluoromethane - DL	2.6	J	4.9	1.1	ug/m3	2		TO-15	Total/NA
Freon 22 - DL	1.4	J	3.5	0.85	ug/m3	2		TO-15	Total/NA
Chloromethane - DL	1.3	J	2.1	0.62	ug/m3	2		TO-15	Total/NA
n-Butane - DL	4.6		2.4	0.95	ug/m3	2		TO-15	Total/NA
1,3-Butadiene - DL	0.64	J	0.88	0.17	ug/m3	2		TO-15	Total/NA
Trichlorofluoromethane - DL	5.7		2.2	0.56	ug/m3	2		TO-15	Total/NA
Acetone - DL	22	J	24	7.6	ug/m3	2		TO-15	Total/NA
Isopropyl alcohol - DL	140		25	7.9	ug/m3	2		TO-15	Total/NA
Methyl Ethyl Ketone - DL	4.9		2.9	2.9	ug/m3	2		TO-15	Total/NA
cis-1,2-Dichloroethene - DL	0.50	J	1.6	0.17	ug/m3	2		TO-15	Total/NA
1,2-Dichloroethene, Total - DL	0.50	J	3.2	0.17	ug/m3	2		TO-15	Total/NA
Cyclohexane - DL	0.79	J	1.4	0.40	ug/m3	2		TO-15	Total/NA
Carbon tetrachloride - DL	0.41	J	2.5	0.28	ug/m3	2		TO-15	Total/NA
Benzene - DL	0.85	J	1.3	0.28	ug/m3	2		TO-15	Total/NA
n-Heptane - DL	0.58	J	1.6	0.45	ug/m3	2		TO-15	Total/NA
Trichloroethene - DL	1.7	J	2.1	0.27	ug/m3	2		TO-15	Total/NA
Methyl methacrylate - DL	26		4.1	1.1	ug/m3	2		TO-15	Total/NA
Toluene - DL	1.8		1.5	0.47	ug/m3	2		TO-15	Total/NA
Tetrachloroethene - DL	2.6	J	2.7	0.28	ug/m3	2		TO-15	Total/NA

Client Sample ID: 7W-IA-3-032224 — Lab Sample ID: 480-218261-3

Analyte	Result	Qualifier	RL	MDL	Unit	Dil Fac	D	Method	Prep Type
Dichlorodifluoromethane	2.3	J	2.5	0.54	ug/m3	1		TO-15	Total/NA
Freon 22	1.2	J	1.8	0.42	ug/m3	1		TO-15	Total/NA
Chloromethane	0.88	J	1.0	0.31	ug/m3	1		TO-15	Total/NA
n-Butane	6.2		1.2	0.48	ug/m3	1		TO-15	Total/NA
1,3-Butadiene	0.21	J	0.44	0.086	ug/m3	1		TO-15	Total/NA
Trichlorofluoromethane	6.2		1.1	0.28	ug/m3	1		TO-15	Total/NA
Freon TF	0.43	J	1.5	0.41	ug/m3	1		TO-15	Total/NA
Acetone	16		12	3.8	ug/m3	1		TO-15	Total/NA
Isopropyl alcohol	200	E	12	3.9	ug/m3	1		TO-15	Total/NA
Methylene Chloride	11		1.7	0.63	ug/m3	1		TO-15	Total/NA
n-Hexane	5.3		1.8	0.39	ug/m3	1		TO-15	Total/NA
Methyl Ethyl Ketone	13		1.5	1.4	ug/m3	1		TO-15	Total/NA
cis-1,2-Dichloroethene	0.45	J	0.79	0.083	ug/m3	1		TO-15	Total/NA
1,2-Dichloroethene, Total	0.45	J	1.6	0.083	ug/m3	1		TO-15	Total/NA
Chloroform	0.29	J	0.98	0.20	ug/m3	1		TO-15	Total/NA
Cyclohexane	2.3		0.69	0.20	ug/m3	1		TO-15	Total/NA
Carbon tetrachloride	0.34	J	1.3	0.14	ug/m3	1		TO-15	Total/NA
Benzene	0.68		0.64	0.14	ug/m3	1		TO-15	Total/NA
n-Heptane	0.43	J	0.82	0.23	ug/m3	1		TO-15	Total/NA
Trichloroethene	0.89	J	1.1	0.13	ug/m3	1		TO-15	Total/NA
Methyl methacrylate	13		2.0	0.57	ug/m3	1		TO-15	Total/NA
Toluene	2.6		0.75	0.23	ug/m3	1		TO-15	Total/NA
Tetrachloroethene	4.6		1.4	0.14	ug/m3	1		TO-15	Total/NA
Ethylbenzene	0.51	J	0.87	0.30	ug/m3	1		TO-15	Total/NA
m,p-Xylene	1.7	J	2.2	0.41	ug/m3	1		TO-15	Total/NA
Xylene, o-	0.49	J	0.87	0.27	ug/m3	1		TO-15	Total/NA
Xylene (total)	2.2	J	3.0	0.23	ug/m3	1		TO-15	Total/NA

This Detection Summary does not include radiochemical test results.

Detection Summary

Client: GHD Services Inc.
Project/Site: 12616852, GM-Lockport Air 256042

Job ID: 480-218261-1

Client Sample ID: 7W-IA-3-032224 (Continued) — Lab Sample ID: 480-218261-3

Analyte	Result	Qualifier	RL	MDL	Unit	Dil Fac	D	Method	Prep Type
Styrene	0.31	J	0.85	0.25	ug/m3	1		TO-15	Total/NA
1,2,4-Trimethylbenzene	1.0		0.98	0.39	ug/m3	1		TO-15	Total/NA
Dichlorodifluoromethane - DL	2.9	J	9.9	2.2	ug/m3	4		TO-15	Total/NA
Freon 22 - DL	1.7	J	7.1	1.7	ug/m3	4		TO-15	Total/NA
Chloromethane - DL	1.3	J	4.1	1.2	ug/m3	4		TO-15	Total/NA
n-Butane - DL	10		4.8	1.9	ug/m3	4		TO-15	Total/NA
1,3-Butadiene - DL	0.43	J	1.8	0.35	ug/m3	4		TO-15	Total/NA
Trichlorofluoromethane - DL	7.7		4.5	1.1	ug/m3	4		TO-15	Total/NA
Acetone - DL	23	J	48	15	ug/m3	4		TO-15	Total/NA
Isopropyl alcohol - DL	280		49	16	ug/m3	4		TO-15	Total/NA
Methylene Chloride - DL	15		6.9	2.5	ug/m3	4		TO-15	Total/NA
n-Hexane - DL	5.6	J	7.0	1.6	ug/m3	4		TO-15	Total/NA
Methyl Ethyl Ketone - DL	14		5.9	5.8	ug/m3	4		TO-15	Total/NA
Cyclohexane - DL	2.3	J	2.8	0.80	ug/m3	4		TO-15	Total/NA
Benzene - DL	0.76	J	2.6	0.56	ug/m3	4		TO-15	Total/NA
Trichloroethene - DL	1.0	J	4.3	0.54	ug/m3	4		TO-15	Total/NA
Methyl methacrylate - DL	14		8.2	2.3	ug/m3	4		TO-15	Total/NA
Toluene - DL	2.6	J	3.0	0.93	ug/m3	4		TO-15	Total/NA
Tetrachloroethene - DL	4.5	J	5.4	0.57	ug/m3	4		TO-15	Total/NA

Client Sample ID: 7W-IA-4-032224 — Lab Sample ID: 480-218261-4

Analyte	Result	Qualifier	RL	MDL	Unit	Dil Fac	D	Method	Prep Type
Dichlorodifluoromethane	1.9	J	2.5	0.54	ug/m3	1		TO-15	Total/NA
Freon 22	0.86	J	1.8	0.42	ug/m3	1		TO-15	Total/NA
Chloromethane	0.88	J	1.0	0.31	ug/m3	1		TO-15	Total/NA
n-Butane	1.8		1.2	0.48	ug/m3	1		TO-15	Total/NA
1,3-Butadiene	0.19	J	0.44	0.086	ug/m3	1		TO-15	Total/NA
Trichlorofluoromethane	1.8		1.1	0.28	ug/m3	1		TO-15	Total/NA
Freon TF	0.50	J	1.5	0.41	ug/m3	1		TO-15	Total/NA
Acetone	13		12	3.8	ug/m3	1		TO-15	Total/NA
Isopropyl alcohol	290	E	12	3.9	ug/m3	1		TO-15	Total/NA
Methylene Chloride	0.81	J	1.7	0.63	ug/m3	1		TO-15	Total/NA
n-Hexane	0.42	J	1.8	0.39	ug/m3	1		TO-15	Total/NA
Methyl Ethyl Ketone	1.8		1.5	1.4	ug/m3	1		TO-15	Total/NA
cis-1,2-Dichloroethene	0.41	J	0.79	0.083	ug/m3	1		TO-15	Total/NA
1,2-Dichloroethene, Total	0.41	J	1.6	0.083	ug/m3	1		TO-15	Total/NA
Chloroform	0.29	J	0.98	0.20	ug/m3	1		TO-15	Total/NA
Cyclohexane	1.5		0.69	0.20	ug/m3	1		TO-15	Total/NA
Carbon tetrachloride	0.34	J	1.3	0.14	ug/m3	1		TO-15	Total/NA
Benzene	0.66		0.64	0.14	ug/m3	1		TO-15	Total/NA
n-Heptane	0.27	J	0.82	0.23	ug/m3	1		TO-15	Total/NA
Trichloroethene	0.65	J	1.1	0.13	ug/m3	1		TO-15	Total/NA
Methyl methacrylate	2.4		2.0	0.57	ug/m3	1		TO-15	Total/NA
Toluene	1.8		0.75	0.23	ug/m3	1		TO-15	Total/NA
Tetrachloroethene	2.3		1.4	0.14	ug/m3	1		TO-15	Total/NA
m,p-Xylene	0.61	J	2.2	0.41	ug/m3	1		TO-15	Total/NA
Xylene (total)	0.61	J	3.0	0.23	ug/m3	1		TO-15	Total/NA
n-Butane - DL	3.1	J	5.9	2.4	ug/m3	5		TO-15	Total/NA
Trichlorofluoromethane - DL	2.1	J	5.6	1.4	ug/m3	5		TO-15	Total/NA
Acetone - DL	19	J	59	19	ug/m3	5		TO-15	Total/NA

This Detection Summary does not include radiochemical test results.

Detection Summary

Client: GHD Services Inc.
Project/Site: 12616852, GM-Lockport Air 256042

Job ID: 480-218261-1

Client Sample ID: 7W-IA-4-032224 (Continued) — Lab Sample ID: 480-218261-4

Analyte	Result	Qualifier	RL	MDL	Unit	Dil Fac	D	Method	Prep Type
Isopropyl alcohol - DL	410		61	20	ug/m3	5		TO-15	Total/NA
Cyclohexane - DL	1.5	J	3.4	1.0	ug/m3	5		TO-15	Total/NA
Benzene - DL	0.76	J	3.2	0.70	ug/m3	5		TO-15	Total/NA
Trichloroethene - DL	0.70	J	5.4	0.67	ug/m3	5		TO-15	Total/NA
Toluene - DL	1.8	J	3.8	1.2	ug/m3	5		TO-15	Total/NA
Tetrachloroethene - DL	2.2	J	6.8	0.71	ug/m3	5		TO-15	Total/NA

Client Sample ID: 7W-IA-5-032224 — Lab Sample ID: 480-218261-5

Analyte	Result	Qualifier	RL	MDL	Unit	Dil Fac	D	Method	Prep Type
Dichlorodifluoromethane	1.9	J	2.5	0.54	ug/m3	1		TO-15	Total/NA
Freon 22	1.0	J	1.8	0.42	ug/m3	1		TO-15	Total/NA
Chloromethane	0.89	J	1.0	0.31	ug/m3	1		TO-15	Total/NA
n-Butane	3.2		1.2	0.48	ug/m3	1		TO-15	Total/NA
1,3-Butadiene	0.17	J	0.44	0.086	ug/m3	1		TO-15	Total/NA
Trichlorofluoromethane	1.3		1.1	0.28	ug/m3	1		TO-15	Total/NA
Freon TF	0.42	J	1.5	0.41	ug/m3	1		TO-15	Total/NA
Acetone	12		12	3.8	ug/m3	1		TO-15	Total/NA
Isopropyl alcohol	140	E	12	3.9	ug/m3	1		TO-15	Total/NA
Methylene Chloride	44		1.7	0.63	ug/m3	1		TO-15	Total/NA
n-Hexane	21		1.8	0.39	ug/m3	1		TO-15	Total/NA
Methyl Ethyl Ketone	4.4		1.5	1.4	ug/m3	1		TO-15	Total/NA
cis-1,2-Dichloroethene	0.65	J	0.79	0.083	ug/m3	1		TO-15	Total/NA
1,2-Dichloroethene, Total	0.65	J	1.6	0.083	ug/m3	1		TO-15	Total/NA
Chloroform	0.58	J	0.98	0.20	ug/m3	1		TO-15	Total/NA
Cyclohexane	0.25	J	0.69	0.20	ug/m3	1		TO-15	Total/NA
Carbon tetrachloride	0.37	J	1.3	0.14	ug/m3	1		TO-15	Total/NA
2,2,4-Trimethylpentane	0.29	J	0.93	0.18	ug/m3	1		TO-15	Total/NA
Benzene	0.78		0.64	0.14	ug/m3	1		TO-15	Total/NA
n-Heptane	0.44	J	0.82	0.23	ug/m3	1		TO-15	Total/NA
Trichloroethene	0.81	J	1.1	0.13	ug/m3	1		TO-15	Total/NA
Toluene	3.9		0.75	0.23	ug/m3	1		TO-15	Total/NA
Tetrachloroethene	4.4		1.4	0.14	ug/m3	1		TO-15	Total/NA
Ethylbenzene	0.67	J	0.87	0.30	ug/m3	1		TO-15	Total/NA
m,p-Xylene	1.6	J	2.2	0.41	ug/m3	1		TO-15	Total/NA
Xylene, o-	0.51	J	0.87	0.27	ug/m3	1		TO-15	Total/NA
Xylene (total)	2.1	J	3.0	0.23	ug/m3	1		TO-15	Total/NA
Styrene	0.77	J	0.85	0.25	ug/m3	1		TO-15	Total/NA
1,2,4-Trimethylbenzene	0.45	J	0.98	0.39	ug/m3	1		TO-15	Total/NA
Dichlorodifluoromethane - DL	2.3	J	6.2	1.4	ug/m3	2.5		TO-15	Total/NA
Freon 22 - DL	1.4	J	4.4	1.1	ug/m3	2.5		TO-15	Total/NA
Chloromethane - DL	1.2	J	2.6	0.77	ug/m3	2.5		TO-15	Total/NA
n-Butane - DL	4.9		3.0	1.2	ug/m3	2.5		TO-15	Total/NA
1,3-Butadiene - DL	0.30	J	1.1	0.22	ug/m3	2.5		TO-15	Total/NA
Trichlorofluoromethane - DL	1.6	J	2.8	0.70	ug/m3	2.5		TO-15	Total/NA
Acetone - DL	17	J	30	9.5	ug/m3	2.5		TO-15	Total/NA
Isopropyl alcohol - DL	190		31	9.8	ug/m3	2.5		TO-15	Total/NA
Methylene Chloride - DL	58		4.3	1.6	ug/m3	2.5		TO-15	Total/NA
n-Hexane - DL	24		4.4	0.97	ug/m3	2.5		TO-15	Total/NA
Methyl Ethyl Ketone - DL	4.7		3.7	3.6	ug/m3	2.5		TO-15	Total/NA
cis-1,2-Dichloroethene - DL	0.68	J	2.0	0.21	ug/m3	2.5		TO-15	Total/NA

This Detection Summary does not include radiochemical test results.

Client Sample ID: 7W-IA-5-032224 (Continued) — Lab Sample ID: 480-218261-5

Analyte	Result	Qualifier	RL	MDL	Unit	Dil Fac	D	Method	Prep Type
1,2-Dichloroethene, Total - DL	0.68	J	4.0	0.21	ug/m3	2.5		TO-15	Total/NA
Chloroform - DL	0.64	J	2.4	0.50	ug/m3	2.5		TO-15	Total/NA
Carbon tetrachloride - DL	0.37	J	3.1	0.35	ug/m3	2.5		TO-15	Total/NA
Benzene - DL	0.88	J	1.6	0.35	ug/m3	2.5		TO-15	Total/NA
n-Heptane - DL	0.58	J	2.0	0.56	ug/m3	2.5		TO-15	Total/NA
Trichloroethene - DL	0.88	J	2.7	0.34	ug/m3	2.5		TO-15	Total/NA
Toluene - DL	4.1		1.9	0.58	ug/m3	2.5		TO-15	Total/NA
Tetrachloroethene - DL	4.4		3.4	0.36	ug/m3	2.5		TO-15	Total/NA
m,p-Xylene - DL	1.5	J	5.4	1.0	ug/m3	2.5		TO-15	Total/NA
Xylene (total) - DL	1.5	J	7.6	0.56	ug/m3	2.5		TO-15	Total/NA
Styrene - DL	0.66	J	2.1	0.63	ug/m3	2.5		TO-15	Total/NA

Client Sample ID: 7E-IA-1-032224 — Lab Sample ID: 480-218261-6

Analyte	Result	Qualifier	RL	MDL	Unit	Dil Fac	D	Method	Prep Type
Dichlorodifluoromethane	1.9	J	2.5	0.54	ug/m3	1		TO-15	Total/NA
Freon 22	1.3	J	1.8	0.42	ug/m3	1		TO-15	Total/NA
Chloromethane	0.95	J	1.0	0.31	ug/m3	1		TO-15	Total/NA
n-Butane	2.6		1.2	0.48	ug/m3	1		TO-15	Total/NA
1,3-Butadiene	0.11	J	0.44	0.086	ug/m3	1		TO-15	Total/NA
Trichlorofluoromethane	2.1		1.1	0.28	ug/m3	1		TO-15	Total/NA
Freon TF	0.59	J	1.5	0.41	ug/m3	1		TO-15	Total/NA
Acetone	25		12	3.8	ug/m3	1		TO-15	Total/NA
Isopropyl alcohol	21		12	3.9	ug/m3	1		TO-15	Total/NA
Methyl Ethyl Ketone	5.6		1.5	1.4	ug/m3	1		TO-15	Total/NA
cis-1,2-Dichloroethene	1.1		0.79	0.083	ug/m3	1		TO-15	Total/NA
1,2-Dichloroethene, Total	1.1	J	1.6	0.083	ug/m3	1		TO-15	Total/NA
Cyclohexane	0.48	J	0.69	0.20	ug/m3	1		TO-15	Total/NA
Carbon tetrachloride	0.39	J	1.3	0.14	ug/m3	1		TO-15	Total/NA
Benzene	0.65		0.64	0.14	ug/m3	1		TO-15	Total/NA
n-Heptane	0.27	J	0.82	0.23	ug/m3	1		TO-15	Total/NA
Trichloroethene	1.2		1.1	0.13	ug/m3	1		TO-15	Total/NA
Methyl methacrylate	8.0		2.0	0.57	ug/m3	1		TO-15	Total/NA
1,4-Dioxane	0.36	J	18	0.30	ug/m3	1		TO-15	Total/NA
Toluene	4.6		0.75	0.23	ug/m3	1		TO-15	Total/NA
Tetrachloroethene	9.0		1.4	0.14	ug/m3	1		TO-15	Total/NA
Ethylbenzene	1.0		0.87	0.30	ug/m3	1		TO-15	Total/NA
m,p-Xylene	3.5		2.2	0.41	ug/m3	1		TO-15	Total/NA
Xylene, o-	1.4		0.87	0.27	ug/m3	1		TO-15	Total/NA
Xylene (total)	4.9		3.0	0.23	ug/m3	1		TO-15	Total/NA
Cumene	0.44	J	0.98	0.20	ug/m3	1		TO-15	Total/NA
n-Propylbenzene	0.76	J	0.98	0.23	ug/m3	1		TO-15	Total/NA
4-Ethyltoluene	0.85	J	0.98	0.24	ug/m3	1		TO-15	Total/NA
1,3,5-Trimethylbenzene	0.81	J	0.98	0.23	ug/m3	1		TO-15	Total/NA
1,2,4-Trimethylbenzene	3.3		0.98	0.39	ug/m3	1		TO-15	Total/NA
sec-Butylbenzene	0.56	J	1.1	0.25	ug/m3	1		TO-15	Total/NA
4-Isopropyltoluene	0.35	J	1.1	0.33	ug/m3	1		TO-15	Total/NA

Client Sample ID: 7E-IA-2-032224 — Lab Sample ID: 480-218261-7

Analyte	Result	Qualifier	RL	MDL	Unit	Dil Fac	D	Method	Prep Type
Dichlorodifluoromethane	1.9	J	2.5	0.54	ug/m3	1		TO-15	Total/NA

This Detection Summary does not include radiochemical test results.

Client Sample ID: 7E-IA-2-032224 (Continued) — Lab Sample ID: 480-218261-7

Analyte	Result	Qualifier	RL	MDL	Unit	Dil Fac	D	Method	Prep Type
Freon 22	1.4	J	1.8	0.42	ug/m3	1		TO-15	Total/NA
Chloromethane	0.85	J	1.0	0.31	ug/m3	1		TO-15	Total/NA
n-Butane	3.6		1.2	0.48	ug/m3	1		TO-15	Total/NA
Trichlorofluoromethane	1.1		1.1	0.28	ug/m3	1		TO-15	Total/NA
Freon TF	0.61	J	1.5	0.41	ug/m3	1		TO-15	Total/NA
Acetone	25		12	3.8	ug/m3	1		TO-15	Total/NA
Isopropyl alcohol	13		12	3.9	ug/m3	1		TO-15	Total/NA
Carbon disulfide	1.1	J	1.6	0.40	ug/m3	1		TO-15	Total/NA
Methylene Chloride	3.7		1.7	0.63	ug/m3	1		TO-15	Total/NA
n-Hexane	1.7	J	1.8	0.39	ug/m3	1		TO-15	Total/NA
Methyl Ethyl Ketone	10		1.5	1.4	ug/m3	1		TO-15	Total/NA
cis-1,2-Dichloroethene	0.98		0.79	0.083	ug/m3	1		TO-15	Total/NA
1,2-Dichloroethene, Total	0.98	J	1.6	0.083	ug/m3	1		TO-15	Total/NA
Carbon tetrachloride	0.37	J	1.3	0.14	ug/m3	1		TO-15	Total/NA
Benzene	0.65		0.64	0.14	ug/m3	1		TO-15	Total/NA
n-Heptane	0.28	J	0.82	0.23	ug/m3	1		TO-15	Total/NA
Trichloroethene	1.2		1.1	0.13	ug/m3	1		TO-15	Total/NA
Methyl methacrylate	3.8		2.0	0.57	ug/m3	1		TO-15	Total/NA
Toluene	3.8		0.75	0.23	ug/m3	1		TO-15	Total/NA
Tetrachloroethene	7.6		1.4	0.14	ug/m3	1		TO-15	Total/NA
Ethylbenzene	0.37	J	0.87	0.30	ug/m3	1		TO-15	Total/NA
m,p-Xylene	1.3	J	2.2	0.41	ug/m3	1		TO-15	Total/NA
Xylene, o-	0.37	J	0.87	0.27	ug/m3	1		TO-15	Total/NA
Xylene (total)	1.7	J	3.0	0.23	ug/m3	1		TO-15	Total/NA

Client Sample ID: OA-2-032224 — Lab Sample ID: 480-218261-8

Analyte	Result	Qualifier	RL	MDL	Unit	Dil Fac	D	Method	Prep Type
Dichlorodifluoromethane	2.4	J	2.5	0.54	ug/m3	1		TO-15	Total/NA
Freon 22	1.1	J	1.8	0.42	ug/m3	1		TO-15	Total/NA
Chloromethane	0.84	J	1.0	0.31	ug/m3	1		TO-15	Total/NA
Trichlorofluoromethane	0.99	J	1.1	0.28	ug/m3	1		TO-15	Total/NA
Freon TF	0.42	J	1.5	0.41	ug/m3	1		TO-15	Total/NA
Methylene Chloride	1.6	J	1.7	0.63	ug/m3	1		TO-15	Total/NA
n-Hexane	3.2		1.8	0.39	ug/m3	1		TO-15	Total/NA
Carbon tetrachloride	0.36	J	1.3	0.14	ug/m3	1		TO-15	Total/NA
Benzene	0.46	J	0.64	0.14	ug/m3	1		TO-15	Total/NA

This Detection Summary does not include radiochemical test results.

Client Sample Results

Client: GHD Services Inc.
Project/Site: 12616852, GM-Lockport Air 256042

Job ID: 480-218261-1

Client Sample ID: 7W-IA-1-032224

Lab Sample ID: 480-218261-1

Date Collected: 03/22/24 16:51
Matrix: Air
Date Received: 03/27/24 10:45
Sample Container: Summa Canister 6L

Method: EPA TO-15 - Volatile Organic Compounds in Ambient Air

Analyte	Result	Qualifier	RL	MDL	Unit	D	Prepared	Analyzed	Dil Fac
Dichlorodifluoromethane	**2.0**	**J**	2.5	0.54	ug/m3			04/03/24 18:38	1
Freon 22	**1.0**	**J**	1.8	0.42	ug/m3			04/03/24 18:38	1
1,2-Dichlorotetrafluoroethane	ND		1.4	0.34	ug/m3			04/03/24 18:38	1
Chloromethane	**0.92**	**J**	1.0	0.31	ug/m3			04/03/24 18:38	1
n-Butane	**2.2**		1.2	0.48	ug/m3			04/03/24 18:38	1
Vinyl chloride	ND		0.51	0.054	ug/m3			04/03/24 18:38	1
1,3-Butadiene	**0.55**		0.44	0.086	ug/m3			04/03/24 18:38	1
Bromomethane	ND		0.78	0.28	ug/m3			04/03/24 18:38	1
Chloroethane	ND		1.3	0.47	ug/m3			04/03/24 18:38	1
Bromoethene(Vinyl Bromide)	ND		0.87	0.22	ug/m3			04/03/24 18:38	1
Trichlorofluoromethane	**5.1**		1.1	0.28	ug/m3			04/03/24 18:38	1
Freon TF	**0.42**	**J**	1.5	0.41	ug/m3			04/03/24 18:38	1
1,1-Dichloroethene	ND		0.79	0.10	ug/m3			04/03/24 18:38	1
Acetone	**7.4**	**J**	12	3.8	ug/m3			04/03/24 18:38	1
Isopropyl alcohol	**65**		12	3.9	ug/m3			04/03/24 18:38	1
Carbon disulfide	ND		1.6	0.40	ug/m3			04/03/24 18:38	1
3-Chloropropene	ND		1.6	0.38	ug/m3			04/03/24 18:38	1
Methylene Chloride	ND		1.7	0.63	ug/m3			04/03/24 18:38	1
tert-Butyl alcohol	ND		15	3.6	ug/m3			04/03/24 18:38	1
Methyl tert-butyl ether	ND		0.72	0.13	ug/m3			04/03/24 18:38	1
trans-1,2-Dichloroethene	ND		0.79	0.091	ug/m3			04/03/24 18:38	1
n-Hexane	**1.1**	**J**	1.8	0.39	ug/m3			04/03/24 18:38	1
1,1-Dichloroethane	ND		0.81	0.10	ug/m3			04/03/24 18:38	1
Methyl Ethyl Ketone	**2.8**		1.5	1.4	ug/m3			04/03/24 18:38	1
cis-1,2-Dichloroethene	**0.43**	**J**	0.79	0.083	ug/m3			04/03/24 18:38	1
1,2-Dichloroethene, Total	**0.43**	**J**	1.6	0.083	ug/m3			04/03/24 18:38	1
Chloroform	ND		0.98	0.20	ug/m3			04/03/24 18:38	1
Tetrahydrofuran	ND		15	3.8	ug/m3			04/03/24 18:38	1
1,1,1-Trichloroethane	ND		1.1	0.24	ug/m3			04/03/24 18:38	1
Cyclohexane	**0.63**	**J**	0.69	0.20	ug/m3			04/03/24 18:38	1
Carbon tetrachloride	**0.33**	**J**	1.3	0.14	ug/m3			04/03/24 18:38	1
2,2,4-Trimethylpentane	ND		0.93	0.18	ug/m3			04/03/24 18:38	1
Benzene	**0.65**		0.64	0.14	ug/m3			04/03/24 18:38	1
1,2-Dichloroethane	ND		0.81	0.38	ug/m3			04/03/24 18:38	1
n-Heptane	**0.24**	**J**	0.82	0.23	ug/m3			04/03/24 18:38	1
Trichloroethene	**2.1**		1.1	0.13	ug/m3			04/03/24 18:38	1
Methyl methacrylate	**5.3**		2.0	0.57	ug/m3			04/03/24 18:38	1
1,2-Dichloropropane	ND		0.92	0.43	ug/m3			04/03/24 18:38	1
1,4-Dioxane	ND		18	0.30	ug/m3			04/03/24 18:38	1
Bromodichloromethane	ND		1.3	0.34	ug/m3			04/03/24 18:38	1
cis-1,3-Dichloropropene	ND		0.91	0.20	ug/m3			04/03/24 18:38	1
methyl isobutyl ketone	ND		2.0	0.53	ug/m3			04/03/24 18:38	1
Toluene	**1.2**		0.75	0.23	ug/m3			04/03/24 18:38	1
trans-1,3-Dichloropropene	ND		0.91	0.25	ug/m3			04/03/24 18:38	1
1,1,2-Trichloroethane	ND		1.1	0.40	ug/m3			04/03/24 18:38	1
Tetrachloroethene	**2.8**		1.4	0.14	ug/m3			04/03/24 18:38	1
Methyl Butyl Ketone (2-Hexanone)	ND		2.0	0.61	ug/m3			04/03/24 18:38	1
Dibromochloromethane	ND		1.7	0.54	ug/m3			04/03/24 18:38	1

Client Sample Results

Client: GHD Services Inc.
Project/Site: 12616852, GM-Lockport Air 256042

Job ID: 480-218261-1

Client Sample ID: 7W-IA-1-032224

Lab Sample ID: 480-218261-1
Matrix: Air

Date Collected: 03/22/24 16:51
Date Received: 03/27/24 10:45
Sample Container: Summa Canister 6L

Method: EPA TO-15 - Volatile Organic Compounds in Ambient Air (Continued)

Analyte	Result	Qualifier	RL	MDL	Unit	D	Prepared	Analyzed	Dil Fac
1,2-Dibromoethane	ND		1.5	0.32	ug/m3			04/03/24 18:38	1
Chlorobenzene	ND		0.92	0.20	ug/m3			04/03/24 18:38	1
Ethylbenzene	ND		0.87	0.30	ug/m3			04/03/24 18:38	1
m,p-Xylene	**0.63**	**J**	2.2	0.41	ug/m3			04/03/24 18:38	1
Xylene, o-	ND		0.87	0.27	ug/m3			04/03/24 18:38	1
Xylene (total)	**0.63**	**J**	3.0	0.23	ug/m3			04/03/24 18:38	1
Styrene	ND		0.85	0.25	ug/m3			04/03/24 18:38	1
Bromoform	ND		2.1	1.2	ug/m3			04/03/24 18:38	1
Cumene	ND		0.98	0.20	ug/m3			04/03/24 18:38	1
1,1,2,2-Tetrachloroethane	ND		1.4	0.30	ug/m3			04/03/24 18:38	1
n-Propylbenzene	ND		0.98	0.23	ug/m3			04/03/24 18:38	1
4-Ethyltoluene	ND		0.98	0.24	ug/m3			04/03/24 18:38	1
1,3,5-Trimethylbenzene	ND		0.98	0.23	ug/m3			04/03/24 18:38	1
2-Chlorotoluene	ND		1.0	0.24	ug/m3			04/03/24 18:38	1
tert-Butylbenzene	ND		1.1	0.26	ug/m3			04/03/24 18:38	1
1,2,4-Trimethylbenzene	**0.41**	**J**	0.98	0.39	ug/m3			04/03/24 18:38	1
sec-Butylbenzene	ND		1.1	0.25	ug/m3			04/03/24 18:38	1
4-Isopropyltoluene	ND		1.1	0.33	ug/m3			04/03/24 18:38	1
1,3-Dichlorobenzene	ND		1.2	0.44	ug/m3			04/03/24 18:38	1
1,4-Dichlorobenzene	ND		1.2	0.54	ug/m3			04/03/24 18:38	1
Benzyl chloride	ND		1.0	0.46	ug/m3			04/03/24 18:38	1
n-Butylbenzene	ND		1.1	0.60	ug/m3			04/03/24 18:38	1
1,2-Dichlorobenzene	ND		1.2	0.40	ug/m3			04/03/24 18:38	1
1,2,4-Trichlorobenzene	ND		3.7	2.4	ug/m3			04/03/24 18:38	1
Hexachlorobutadiene	ND		2.1	1.2	ug/m3			04/03/24 18:38	1
Naphthalene	ND		2.6	1.6	ug/m3			04/03/24 18:38	1

Client Sample ID: 7W-IA-2-032224

Lab Sample ID: 480-218261-2
Matrix: Air

Date Collected: 03/22/24 16:50
Date Received: 03/27/24 10:45
Sample Container: Summa Canister 6L

Method: EPA TO-15 - Volatile Organic Compounds in Ambient Air

Analyte	Result	Qualifier	RL	MDL	Unit	D	Prepared	Analyzed	Dil Fac
Dichlorodifluoromethane	**2.0**	**J**	2.5	0.54	ug/m3			04/03/24 19:30	1
Freon 22	**1.0**	**J**	1.8	0.42	ug/m3			04/03/24 19:30	1
1,2-Dichlorotetrafluoroethane	ND		1.4	0.34	ug/m3			04/03/24 19:30	1
Chloromethane	**0.91**	**J**	1.0	0.31	ug/m3			04/03/24 19:30	1
n-Butane	**2.9**		1.2	0.48	ug/m3			04/03/24 19:30	1
Vinyl chloride	ND		0.51	0.054	ug/m3			04/03/24 19:30	1
1,3-Butadiene	**0.41**	**J**	0.44	0.086	ug/m3			04/03/24 19:30	1
Bromomethane	ND		0.78	0.28	ug/m3			04/03/24 19:30	1
Chloroethane	ND		1.3	0.47	ug/m3			04/03/24 19:30	1
Bromoethene(Vinyl Bromide)	ND		0.87	0.22	ug/m3			04/03/24 19:30	1
Trichlorofluoromethane	**4.5**		1.1	0.28	ug/m3			04/03/24 19:30	1
Freon TF	**0.44**	**J**	1.5	0.41	ug/m3			04/03/24 19:30	1
1,1-Dichloroethene	ND		0.79	0.10	ug/m3			04/03/24 19:30	1
Acetone	**15**		12	3.8	ug/m3			04/03/24 19:30	1
Isopropyl alcohol	**110**	**E**	12	3.9	ug/m3			04/03/24 19:30	1

Client Sample ID: 7W-IA-2-032224

Lab Sample ID: 480-218261-2

Date Collected: 03/22/24 16:50
Matrix: Air
Date Received: 03/27/24 10:45
Sample Container: Summa Canister 6L

Method: EPA TO-15 - Volatile Organic Compounds in Ambient Air (Continued)

Analyte	Result	Qualifier	RL	MDL	Unit	D	Prepared	Analyzed	Dil Fac
Carbon disulfide	ND		1.6	0.40	ug/m3			04/03/24 19:30	1
3-Chloropropene	ND		1.6	0.38	ug/m3			04/03/24 19:30	1
Methylene Chloride	ND		1.7	0.63	ug/m3			04/03/24 19:30	1
tert-Butyl alcohol	ND		15	3.6	ug/m3			04/03/24 19:30	1
Methyl tert-butyl ether	ND		0.72	0.13	ug/m3			04/03/24 19:30	1
trans-1,2-Dichloroethene	ND		0.79	0.091	ug/m3			04/03/24 19:30	1
n-Hexane	**0.69**	**J**	1.8	0.39	ug/m3			04/03/24 19:30	1
1,1-Dichloroethane	ND		0.81	0.10	ug/m3			04/03/24 19:30	1
Methyl Ethyl Ketone	**4.7**		1.5	1.4	ug/m3			04/03/24 19:30	1
cis-1,2-Dichloroethene	**0.44**	**J**	0.79	0.083	ug/m3			04/03/24 19:30	1
1,2-Dichloroethene, Total	**0.44**	**J**	1.6	0.083	ug/m3			04/03/24 19:30	1
Chloroform	ND		0.98	0.20	ug/m3			04/03/24 19:30	1
Tetrahydrofuran	ND		15	3.8	ug/m3			04/03/24 19:30	1
1,1,1-Trichloroethane	ND		1.1	0.24	ug/m3			04/03/24 19:30	1
Cyclohexane	**0.89**		0.69	0.20	ug/m3			04/03/24 19:30	1
Carbon tetrachloride	**0.36**	**J**	1.3	0.14	ug/m3			04/03/24 19:30	1
2,2,4-Trimethylpentane	ND		0.93	0.18	ug/m3			04/03/24 19:30	1
Benzene	**0.75**		0.64	0.14	ug/m3			04/03/24 19:30	1
1,2-Dichloroethane	ND		0.81	0.38	ug/m3			04/03/24 19:30	1
n-Heptane	**0.46**	**J**	0.82	0.23	ug/m3			04/03/24 19:30	1
Trichloroethene	**1.7**		1.1	0.13	ug/m3			04/03/24 19:30	1
Methyl methacrylate	**23**		2.0	0.57	ug/m3			04/03/24 19:30	1
1,2-Dichloropropane	ND		0.92	0.43	ug/m3			04/03/24 19:30	1
1,4-Dioxane	ND		18	0.30	ug/m3			04/03/24 19:30	1
Bromodichloromethane	ND		1.3	0.34	ug/m3			04/03/24 19:30	1
cis-1,3-Dichloropropene	ND		0.91	0.20	ug/m3			04/03/24 19:30	1
methyl isobutyl ketone	ND		2.0	0.53	ug/m3			04/03/24 19:30	1
Toluene	**1.8**		0.75	0.23	ug/m3			04/03/24 19:30	1
trans-1,3-Dichloropropene	ND		0.91	0.25	ug/m3			04/03/24 19:30	1
1,1,2-Trichloroethane	ND		1.1	0.40	ug/m3			04/03/24 19:30	1
Tetrachloroethene	**2.7**		1.4	0.14	ug/m3			04/03/24 19:30	1
Methyl Butyl Ketone (2-Hexanone)	ND		2.0	0.61	ug/m3			04/03/24 19:30	1
Dibromochloromethane	ND		1.7	0.54	ug/m3			04/03/24 19:30	1
1,2-Dibromoethane	ND		1.5	0.32	ug/m3			04/03/24 19:30	1
Chlorobenzene	ND		0.92	0.20	ug/m3			04/03/24 19:30	1
Ethylbenzene	ND		0.87	0.30	ug/m3			04/03/24 19:30	1
m,p-Xylene	**0.68**	**J**	2.2	0.41	ug/m3			04/03/24 19:30	1
Xylene, o-	ND		0.87	0.27	ug/m3			04/03/24 19:30	1
Xylene (total)	**0.68**	**J**	3.0	0.23	ug/m3			04/03/24 19:30	1
Styrene	ND		0.85	0.25	ug/m3			04/03/24 19:30	1
Bromoform	ND		2.1	1.2	ug/m3			04/03/24 19:30	1
Cumene	ND		0.98	0.20	ug/m3			04/03/24 19:30	1
1,1,2,2-Tetrachloroethane	ND		1.4	0.30	ug/m3			04/03/24 19:30	1
n-Propylbenzene	ND		0.98	0.23	ug/m3			04/03/24 19:30	1
4-Ethyltoluene	ND		0.98	0.24	ug/m3			04/03/24 19:30	1
1,3,5-Trimethylbenzene	ND		0.98	0.23	ug/m3			04/03/24 19:30	1
2-Chlorotoluene	ND		1.0	0.24	ug/m3			04/03/24 19:30	1
tert-Butylbenzene	ND		1.1	0.26	ug/m3			04/03/24 19:30	1

Client Sample ID: 7W-IA-2-032224

Lab Sample ID: 480-218261-2

Date Collected: 03/22/24 16:50
Matrix: Air
Date Received: 03/27/24 10:45
Sample Container: Summa Canister 6L

Method: EPA TO-15 - Volatile Organic Compounds in Ambient Air (Continued)

Analyte	Result	Qualifier	RL	MDL	Unit	D	Prepared	Analyzed	Dil Fac
1,2,4-Trimethylbenzene	**0.55**	**J**	0.98	0.39	ug/m3			04/03/24 19:30	1
sec-Butylbenzene	ND		1.1	0.25	ug/m3			04/03/24 19:30	1
4-Isopropyltoluene	ND		1.1	0.33	ug/m3			04/03/24 19:30	1
1,3-Dichlorobenzene	ND		1.2	0.44	ug/m3			04/03/24 19:30	1
1,4-Dichlorobenzene	ND		1.2	0.54	ug/m3			04/03/24 19:30	1
Benzyl chloride	ND		1.0	0.46	ug/m3			04/03/24 19:30	1
n-Butylbenzene	ND		1.1	0.60	ug/m3			04/03/24 19:30	1
1,2-Dichlorobenzene	ND		1.2	0.40	ug/m3			04/03/24 19:30	1
1,2,4-Trichlorobenzene	ND		3.7	2.4	ug/m3			04/03/24 19:30	1
Hexachlorobutadiene	ND		2.1	1.2	ug/m3			04/03/24 19:30	1
Naphthalene	ND		2.6	1.6	ug/m3			04/03/24 19:30	1

Method: EPA TO-15 - Volatile Organic Compounds in Ambient Air - DL

Analyte	Result	Qualifier	RL	MDL	Unit	D	Prepared	Analyzed	Dil Fac
Dichlorodifluoromethane	**2.6**	**J**	4.9	1.1	ug/m3			04/04/24 16:29	2
Freon 22	**1.4**	**J**	3.5	0.85	ug/m3			04/04/24 16:29	2
1,2-Dichlorotetrafluoroethane	ND		2.8	0.67	ug/m3			04/04/24 16:29	2
Chloromethane	**1.3**	**J**	2.1	0.62	ug/m3			04/04/24 16:29	2
n-Butane	**4.6**		2.4	0.95	ug/m3			04/04/24 16:29	2
Vinyl chloride	ND		1.0	0.11	ug/m3			04/04/24 16:29	2
1,3-Butadiene	**0.64**	**J**	0.88	0.17	ug/m3			04/04/24 16:29	2
Bromomethane	ND		1.6	0.55	ug/m3			04/04/24 16:29	2
Chloroethane	ND		2.6	0.95	ug/m3			04/04/24 16:29	2
Bromoethene(Vinyl Bromide)	ND		1.7	0.44	ug/m3			04/04/24 16:29	2
Trichlorofluoromethane	**5.7**		2.2	0.56	ug/m3			04/04/24 16:29	2
Freon TF	ND		3.1	0.81	ug/m3			04/04/24 16:29	2
1,1-Dichloroethene	ND		1.6	0.21	ug/m3			04/04/24 16:29	2
Acetone	**22**	**J**	24	7.6	ug/m3			04/04/24 16:29	2
Isopropyl alcohol	**140**		25	7.9	ug/m3			04/04/24 16:29	2
Carbon disulfide	ND		3.1	0.81	ug/m3			04/04/24 16:29	2
3-Chloropropene	ND		3.1	0.75	ug/m3			04/04/24 16:29	2
Methylene Chloride	ND		3.5	1.3	ug/m3			04/04/24 16:29	2
tert-Butyl alcohol	ND		30	7.3	ug/m3			04/04/24 16:29	2
Methyl tert-butyl ether	ND		1.4	0.26	ug/m3			04/04/24 16:29	2
trans-1,2-Dichloroethene	ND		1.6	0.18	ug/m3			04/04/24 16:29	2
n-Hexane	ND		3.5	0.78	ug/m3			04/04/24 16:29	2
1,1-Dichloroethane	ND		1.6	0.20	ug/m3			04/04/24 16:29	2
Methyl Ethyl Ketone	**4.9**		2.9	2.9	ug/m3			04/04/24 16:29	2
cis-1,2-Dichloroethene	**0.50**	**J**	1.6	0.17	ug/m3			04/04/24 16:29	2
1,2-Dichloroethene, Total	**0.50**	**J**	3.2	0.17	ug/m3			04/04/24 16:29	2
Chloroform	ND		2.0	0.40	ug/m3			04/04/24 16:29	2
Tetrahydrofuran	ND		29	7.7	ug/m3			04/04/24 16:29	2
1,1,1-Trichloroethane	ND		2.2	0.48	ug/m3			04/04/24 16:29	2
Cyclohexane	**0.79**	**J**	1.4	0.40	ug/m3			04/04/24 16:29	2
Carbon tetrachloride	**0.41**	**J**	2.5	0.28	ug/m3			04/04/24 16:29	2
2,2,4-Trimethylpentane	ND		1.9	0.36	ug/m3			04/04/24 16:29	2
Benzene	**0.85**	**J**	1.3	0.28	ug/m3			04/04/24 16:29	2
1,2-Dichloroethane	ND		1.6	0.75	ug/m3			04/04/24 16:29	2
n-Heptane	**0.58**	**J**	1.6	0.45	ug/m3			04/04/24 16:29	2

Client Sample ID: 7W-IA-2-032224

Lab Sample ID: 480-218261-2

Date Collected: 03/22/24 16:50
Matrix: Air
Date Received: 03/27/24 10:45
Sample Container: Summa Canister 6L

Method: EPA TO-15 - Volatile Organic Compounds in Ambient Air - DL (Continued)

Analyte	Result	Qualifier	RL	MDL	Unit	D	Prepared	Analyzed	Dil Fac
Trichloroethene	**1.7**	**J**	2.1	0.27	ug/m3			04/04/24 16:29	2
Methyl methacrylate	**26**		4.1	1.1	ug/m3			04/04/24 16:29	2
1,2-Dichloropropane	ND		1.8	0.87	ug/m3			04/04/24 16:29	2
1,4-Dioxane	ND		36	0.59	ug/m3			04/04/24 16:29	2
Bromodichloromethane	ND		2.7	0.67	ug/m3			04/04/24 16:29	2
cis-1,3-Dichloropropene	ND		1.8	0.41	ug/m3			04/04/24 16:29	2
methyl isobutyl ketone	ND		4.1	1.1	ug/m3			04/04/24 16:29	2
Toluene	**1.8**		1.5	0.47	ug/m3			04/04/24 16:29	2
trans-1,3-Dichloropropene	ND		1.8	0.49	ug/m3			04/04/24 16:29	2
1,1,2-Trichloroethane	ND		2.2	0.81	ug/m3			04/04/24 16:29	2
Tetrachloroethene	**2.6**	**J**	2.7	0.28	ug/m3			04/04/24 16:29	2
Methyl Butyl Ketone (2-Hexanone)	ND		4.1	1.2	ug/m3			04/04/24 16:29	2
Dibromochloromethane	ND		3.4	1.1	ug/m3			04/04/24 16:29	2
1,2-Dibromoethane	ND		3.1	0.65	ug/m3			04/04/24 16:29	2
Chlorobenzene	ND		1.8	0.41	ug/m3			04/04/24 16:29	2
Ethylbenzene	ND		1.7	0.60	ug/m3			04/04/24 16:29	2
m,p-Xylene	ND		4.3	0.83	ug/m3			04/04/24 16:29	2
Xylene, o-	ND		1.7	0.55	ug/m3			04/04/24 16:29	2
Xylene (total)	ND		6.1	0.45	ug/m3			04/04/24 16:29	2
Styrene	ND		1.7	0.50	ug/m3			04/04/24 16:29	2
Bromoform	ND		4.1	2.5	ug/m3			04/04/24 16:29	2
Cumene	ND		2.0	0.40	ug/m3			04/04/24 16:29	2
1,1,2,2-Tetrachloroethane	ND		2.7	0.59	ug/m3			04/04/24 16:29	2
n-Propylbenzene	ND		2.0	0.46	ug/m3			04/04/24 16:29	2
4-Ethyltoluene	ND		2.0	0.48	ug/m3			04/04/24 16:29	2
1,3,5-Trimethylbenzene	ND		2.0	0.46	ug/m3			04/04/24 16:29	2
2-Chlorotoluene	ND		2.1	0.48	ug/m3			04/04/24 16:29	2
tert-Butylbenzene	ND		2.2	0.52	ug/m3			04/04/24 16:29	2
1,2,4-Trimethylbenzene	ND		2.0	0.79	ug/m3			04/04/24 16:29	2
sec-Butylbenzene	ND		2.2	0.49	ug/m3			04/04/24 16:29	2
4-Isopropyltoluene	ND		2.2	0.67	ug/m3			04/04/24 16:29	2
1,3-Dichlorobenzene	ND		2.4	0.89	ug/m3			04/04/24 16:29	2
1,4-Dichlorobenzene	ND		2.4	1.1	ug/m3			04/04/24 16:29	2
Benzyl chloride	ND		2.1	0.91	ug/m3			04/04/24 16:29	2
n-Butylbenzene	ND		2.2	1.2	ug/m3			04/04/24 16:29	2
1,2-Dichlorobenzene	ND		2.4	0.79	ug/m3			04/04/24 16:29	2
1,2,4-Trichlorobenzene	ND		7.4	4.9	ug/m3			04/04/24 16:29	2
Hexachlorobutadiene	ND		4.3	2.3	ug/m3			04/04/24 16:29	2
Naphthalene	ND		5.2	3.1	ug/m3			04/04/24 16:29	2

Client Sample ID: 7W-IA-3-032224

Lab Sample ID: 480-218261-3

Date Collected: 03/22/24 17:00
Matrix: Air
Date Received: 03/27/24 10:45
Sample Container: Summa Canister 6L

Method: EPA TO-15 - Volatile Organic Compounds in Ambient Air

Analyte	Result	Qualifier	RL	MDL	Unit	D	Prepared	Analyzed	Dil Fac
Dichlorodifluoromethane	**2.3**	**J**	2.5	0.54	ug/m3			04/03/24 20:23	1
Freon 22	**1.2**	**J**	1.8	0.42	ug/m3			04/03/24 20:23	1

Client Sample ID: 7W-IA-3-032224

Lab Sample ID: 480-218261-3

Date Collected: 03/22/24 17:00
Matrix: Air
Date Received: 03/27/24 10:45
Sample Container: Summa Canister 6L

Method: EPA TO-15 - Volatile Organic Compounds in Ambient Air (Continued)

Analyte	Result	Qualifier	RL	MDL	Unit	D	Prepared	Analyzed	Dil Fac
1,2-Dichlorotetrafluoroethane	ND		1.4	0.34	ug/m3			04/03/24 20:23	1
Chloromethane	**0.88**	**J**	1.0	0.31	ug/m3			04/03/24 20:23	1
n-Butane	**6.2**		1.2	0.48	ug/m3			04/03/24 20:23	1
Vinyl chloride	ND		0.51	0.054	ug/m3			04/03/24 20:23	1
1,3-Butadiene	**0.21**	**J**	0.44	0.086	ug/m3			04/03/24 20:23	1
Bromomethane	ND		0.78	0.28	ug/m3			04/03/24 20:23	1
Chloroethane	ND		1.3	0.47	ug/m3			04/03/24 20:23	1
Bromoethene(Vinyl Bromide)	ND		0.87	0.22	ug/m3			04/03/24 20:23	1
Trichlorofluoromethane	**6.2**		1.1	0.28	ug/m3			04/03/24 20:23	1
Freon TF	**0.43**	**J**	1.5	0.41	ug/m3			04/03/24 20:23	1
1,1-Dichloroethene	ND		0.79	0.10	ug/m3			04/03/24 20:23	1
Acetone	**16**		12	3.8	ug/m3			04/03/24 20:23	1
Isopropyl alcohol	**200**	**E**	12	3.9	ug/m3			04/03/24 20:23	1
Carbon disulfide	ND		1.6	0.40	ug/m3			04/03/24 20:23	1
3-Chloropropene	ND		1.6	0.38	ug/m3			04/03/24 20:23	1
Methylene Chloride	**11**		1.7	0.63	ug/m3			04/03/24 20:23	1
tert-Butyl alcohol	ND		15	3.6	ug/m3			04/03/24 20:23	1
Methyl tert-butyl ether	ND		0.72	0.13	ug/m3			04/03/24 20:23	1
trans-1,2-Dichloroethene	ND		0.79	0.091	ug/m3			04/03/24 20:23	1
n-Hexane	**5.3**		1.8	0.39	ug/m3			04/03/24 20:23	1
1,1-Dichloroethane	ND		0.81	0.10	ug/m3			04/03/24 20:23	1
Methyl Ethyl Ketone	**13**		1.5	1.4	ug/m3			04/03/24 20:23	1
cis-1,2-Dichloroethene	**0.45**	**J**	0.79	0.083	ug/m3			04/03/24 20:23	1
1,2-Dichloroethene, Total	**0.45**	**J**	1.6	0.083	ug/m3			04/03/24 20:23	1
Chloroform	**0.29**	**J**	0.98	0.20	ug/m3			04/03/24 20:23	1
Tetrahydrofuran	ND		15	3.8	ug/m3			04/03/24 20:23	1
1,1,1-Trichloroethane	ND		1.1	0.24	ug/m3			04/03/24 20:23	1
Cyclohexane	**2.3**		0.69	0.20	ug/m3			04/03/24 20:23	1
Carbon tetrachloride	**0.34**	**J**	1.3	0.14	ug/m3			04/03/24 20:23	1
2,2,4-Trimethylpentane	ND		0.93	0.18	ug/m3			04/03/24 20:23	1
Benzene	**0.68**		0.64	0.14	ug/m3			04/03/24 20:23	1
1,2-Dichloroethane	ND		0.81	0.38	ug/m3			04/03/24 20:23	1
n-Heptane	**0.43**	**J**	0.82	0.23	ug/m3			04/03/24 20:23	1
Trichloroethene	**0.89**	**J**	1.1	0.13	ug/m3			04/03/24 20:23	1
Methyl methacrylate	**13**		2.0	0.57	ug/m3			04/03/24 20:23	1
1,2-Dichloropropane	ND		0.92	0.43	ug/m3			04/03/24 20:23	1
1,4-Dioxane	ND		18	0.30	ug/m3			04/03/24 20:23	1
Bromodichloromethane	ND		1.3	0.34	ug/m3			04/03/24 20:23	1
cis-1,3-Dichloropropene	ND		0.91	0.20	ug/m3			04/03/24 20:23	1
methyl isobutyl ketone	ND		2.0	0.53	ug/m3			04/03/24 20:23	1
Toluene	**2.6**		0.75	0.23	ug/m3			04/03/24 20:23	1
trans-1,3-Dichloropropene	ND		0.91	0.25	ug/m3			04/03/24 20:23	1
1,1,2-Trichloroethane	ND		1.1	0.40	ug/m3			04/03/24 20:23	1
Tetrachloroethene	**4.6**		1.4	0.14	ug/m3			04/03/24 20:23	1
Methyl Butyl Ketone (2-Hexanone)	ND		2.0	0.61	ug/m3			04/03/24 20:23	1
Dibromochloromethane	ND		1.7	0.54	ug/m3			04/03/24 20:23	1
1,2-Dibromoethane	ND		1.5	0.32	ug/m3			04/03/24 20:23	1
Chlorobenzene	ND		0.92	0.20	ug/m3			04/03/24 20:23	1

Client Sample Results

Client: GHD Services Inc.
Project/Site: 12616852, GM-Lockport Air 256042

Job ID: 480-218261-1

Client Sample ID: 7W-IA-3-032224

Lab Sample ID: 480-218261-3

Date Collected: 03/22/24 17:00
Matrix: Air
Date Received: 03/27/24 10:45
Sample Container: Summa Canister 6L

Method: EPA TO-15 - Volatile Organic Compounds in Ambient Air (Continued)

Analyte	Result	Qualifier	RL	MDL	Unit	D	Prepared	Analyzed	Dil Fac
Ethylbenzene	**0.51**	**J**	0.87	0.30	ug/m3			04/03/24 20:23	1
m,p-Xylene	**1.7**	**J**	2.2	0.41	ug/m3			04/03/24 20:23	1
Xylene, o-	**0.49**	**J**	0.87	0.27	ug/m3			04/03/24 20:23	1
Xylene (total)	**2.2**	**J**	3.0	0.23	ug/m3			04/03/24 20:23	1
Styrene	**0.31**	**J**	0.85	0.25	ug/m3			04/03/24 20:23	1
Bromoform	ND		2.1	1.2	ug/m3			04/03/24 20:23	1
Cumene	ND		0.98	0.20	ug/m3			04/03/24 20:23	1
1,1,2,2-Tetrachloroethane	ND		1.4	0.30	ug/m3			04/03/24 20:23	1
n-Propylbenzene	ND		0.98	0.23	ug/m3			04/03/24 20:23	1
4-Ethyltoluene	ND		0.98	0.24	ug/m3			04/03/24 20:23	1
1,3,5-Trimethylbenzene	ND		0.98	0.23	ug/m3			04/03/24 20:23	1
2-Chlorotoluene	ND		1.0	0.24	ug/m3			04/03/24 20:23	1
tert-Butylbenzene	ND		1.1	0.26	ug/m3			04/03/24 20:23	1
1,2,4-Trimethylbenzene	**1.0**		0.98	0.39	ug/m3			04/03/24 20:23	1
sec-Butylbenzene	ND		1.1	0.25	ug/m3			04/03/24 20:23	1
4-Isopropyltoluene	ND		1.1	0.33	ug/m3			04/03/24 20:23	1
1,3-Dichlorobenzene	ND		1.2	0.44	ug/m3			04/03/24 20:23	1
1,4-Dichlorobenzene	ND		1.2	0.54	ug/m3			04/03/24 20:23	1
Benzyl chloride	ND		1.0	0.46	ug/m3			04/03/24 20:23	1
n-Butylbenzene	ND		1.1	0.60	ug/m3			04/03/24 20:23	1
1,2-Dichlorobenzene	ND		1.2	0.40	ug/m3			04/03/24 20:23	1
1,2,4-Trichlorobenzene	ND		3.7	2.4	ug/m3			04/03/24 20:23	1
Hexachlorobutadiene	ND		2.1	1.2	ug/m3			04/03/24 20:23	1
Naphthalene	ND		2.6	1.6	ug/m3			04/03/24 20:23	1

Method: EPA TO-15 - Volatile Organic Compounds in Ambient Air - DL

Analyte	Result	Qualifier	RL	MDL	Unit	D	Prepared	Analyzed	Dil Fac
Dichlorodifluoromethane	**2.9**	**J**	9.9	2.2	ug/m3			04/04/24 17:21	4
Freon 22	**1.7**	**J**	7.1	1.7	ug/m3			04/04/24 17:21	4
1,2-Dichlorotetrafluoroethane	ND		5.6	1.3	ug/m3			04/04/24 17:21	4
Chloromethane	**1.3**	**J**	4.1	1.2	ug/m3			04/04/24 17:21	4
n-Butane	**10**		4.8	1.9	ug/m3			04/04/24 17:21	4
Vinyl chloride	ND		2.0	0.21	ug/m3			04/04/24 17:21	4
1,3-Butadiene	**0.43**	**J**	1.8	0.35	ug/m3			04/04/24 17:21	4
Bromomethane	ND		3.1	1.1	ug/m3			04/04/24 17:21	4
Chloroethane	ND		5.3	1.9	ug/m3			04/04/24 17:21	4
Bromoethene(Vinyl Bromide)	ND		3.5	0.87	ug/m3			04/04/24 17:21	4
Trichlorofluoromethane	**7.7**		4.5	1.1	ug/m3			04/04/24 17:21	4
Freon TF	ND		6.1	1.6	ug/m3			04/04/24 17:21	4
1,1-Dichloroethene	ND		3.2	0.41	ug/m3			04/04/24 17:21	4
Acetone	**23**	**J**	48	15	ug/m3			04/04/24 17:21	4
Isopropyl alcohol	**280**		49	16	ug/m3			04/04/24 17:21	4
Carbon disulfide	ND		6.2	1.6	ug/m3			04/04/24 17:21	4
3-Chloropropene	ND		6.3	1.5	ug/m3			04/04/24 17:21	4
Methylene Chloride	**15**		6.9	2.5	ug/m3			04/04/24 17:21	4
tert-Butyl alcohol	ND		61	15	ug/m3			04/04/24 17:21	4
Methyl tert-butyl ether	ND		2.9	0.52	ug/m3			04/04/24 17:21	4
trans-1,2-Dichloroethene	ND		3.2	0.36	ug/m3			04/04/24 17:21	4
n-Hexane	**5.6**	**J**	7.0	1.6	ug/m3			04/04/24 17:21	4

Client: GHD Services Inc.
Project/Site: 12616852, GM-Lockport Air 256042

Job ID: 480-218261-1

Client Sample ID: 7W-IA-3-032224

Lab Sample ID: 480-218261-3

Date Collected: 03/22/24 17:00
Matrix: Air
Date Received: 03/27/24 10:45
Sample Container: Summa Canister 6L

Method: EPA TO-15 - Volatile Organic Compounds in Ambient Air - DL (Continued)

Analyte	Result	Qualifier	RL	MDL	Unit	D	Prepared	Analyzed	Dil Fac
1,1-Dichloroethane	ND		3.2	0.40	ug/m3			04/04/24 17:21	4
Methyl Ethyl Ketone	**14**		5.9	5.8	ug/m3			04/04/24 17:21	4
cis-1,2-Dichloroethene	ND		3.2	0.33	ug/m3			04/04/24 17:21	4
1,2-Dichloroethene, Total	ND		6.3	0.33	ug/m3			04/04/24 17:21	4
Chloroform	ND		3.9	0.80	ug/m3			04/04/24 17:21	4
Tetrahydrofuran	ND		59	15	ug/m3			04/04/24 17:21	4
1,1,1-Trichloroethane	ND		4.4	0.96	ug/m3			04/04/24 17:21	4
Cyclohexane	**2.3**	**J**	2.8	0.80	ug/m3			04/04/24 17:21	4
Carbon tetrachloride	ND		5.0	0.55	ug/m3			04/04/24 17:21	4
2,2,4-Trimethylpentane	ND		3.7	0.71	ug/m3			04/04/24 17:21	4
Benzene	**0.76**	**J**	2.6	0.56	ug/m3			04/04/24 17:21	4
1,2-Dichloroethane	ND		3.2	1.5	ug/m3			04/04/24 17:21	4
n-Heptane	ND		3.3	0.90	ug/m3			04/04/24 17:21	4
Trichloroethene	**1.0**	**J**	4.3	0.54	ug/m3			04/04/24 17:21	4
Methyl methacrylate	**14**		8.2	2.3	ug/m3			04/04/24 17:21	4
1,2-Dichloropropane	ND		3.7	1.7	ug/m3			04/04/24 17:21	4
1,4-Dioxane	ND		72	1.2	ug/m3			04/04/24 17:21	4
Bromodichloromethane	ND		5.4	1.3	ug/m3			04/04/24 17:21	4
cis-1,3-Dichloropropene	ND		3.6	0.82	ug/m3			04/04/24 17:21	4
methyl isobutyl ketone	ND		8.2	2.1	ug/m3			04/04/24 17:21	4
Toluene	**2.6**	**J**	3.0	0.93	ug/m3			04/04/24 17:21	4
trans-1,3-Dichloropropene	ND		3.6	0.98	ug/m3			04/04/24 17:21	4
1,1,2-Trichloroethane	ND		4.4	1.6	ug/m3			04/04/24 17:21	4
Tetrachloroethene	**4.5**	**J**	5.4	0.57	ug/m3			04/04/24 17:21	4
Methyl Butyl Ketone (2-Hexanone)	ND		8.2	2.5	ug/m3			04/04/24 17:21	4
Dibromochloromethane	ND		6.8	2.1	ug/m3			04/04/24 17:21	4
1,2-Dibromoethane	ND		6.1	1.3	ug/m3			04/04/24 17:21	4
Chlorobenzene	ND		3.7	0.81	ug/m3			04/04/24 17:21	4
Ethylbenzene	ND		3.5	1.2	ug/m3			04/04/24 17:21	4
m,p-Xylene	ND		8.7	1.7	ug/m3			04/04/24 17:21	4
Xylene, o-	ND		3.5	1.1	ug/m3			04/04/24 17:21	4
Xylene (total)	ND		12	0.90	ug/m3			04/04/24 17:21	4
Styrene	ND		3.4	1.0	ug/m3			04/04/24 17:21	4
Bromoform	ND		8.3	5.0	ug/m3			04/04/24 17:21	4
Cumene	ND		3.9	0.81	ug/m3			04/04/24 17:21	4
1,1,2,2-Tetrachloroethane	ND		5.5	1.2	ug/m3			04/04/24 17:21	4
n-Propylbenzene	ND		3.9	0.92	ug/m3			04/04/24 17:21	4
4-Ethyltoluene	ND		3.9	0.96	ug/m3			04/04/24 17:21	4
1,3,5-Trimethylbenzene	ND		3.9	0.92	ug/m3			04/04/24 17:21	4
2-Chlorotoluene	ND		4.1	0.95	ug/m3			04/04/24 17:21	4
tert-Butylbenzene	ND		4.4	1.0	ug/m3			04/04/24 17:21	4
1,2,4-Trimethylbenzene	ND		3.9	1.6	ug/m3			04/04/24 17:21	4
sec-Butylbenzene	ND		4.4	0.99	ug/m3			04/04/24 17:21	4
4-Isopropyltoluene	ND		4.4	1.3	ug/m3			04/04/24 17:21	4
1,3-Dichlorobenzene	ND		4.8	1.8	ug/m3			04/04/24 17:21	4
1,4-Dichlorobenzene	ND		4.8	2.1	ug/m3			04/04/24 17:21	4
Benzyl chloride	ND		4.1	1.8	ug/m3			04/04/24 17:21	4
n-Butylbenzene	ND		4.4	2.4	ug/m3			04/04/24 17:21	4

Client Sample ID: 7W-IA-3-032224

Lab Sample ID: 480-218261-3

Date Collected: 03/22/24 17:00
Matrix: Air
Date Received: 03/27/24 10:45
Sample Container: Summa Canister 6L

Method: EPA TO-15 - Volatile Organic Compounds in Ambient Air - DL (Continued)

Analyte	Result	Qualifier	RL	MDL	Unit	D	Prepared	Analyzed	Dil Fac
1,2-Dichlorobenzene	ND		4.8	1.6	ug/m3			04/04/24 17:21	4
1,2,4-Trichlorobenzene	ND		15	9.8	ug/m3			04/04/24 17:21	4
Hexachlorobutadiene	ND		8.5	4.7	ug/m3			04/04/24 17:21	4
Naphthalene	ND		10	6.3	ug/m3			04/04/24 17:21	4

Client Sample ID: 7W-IA-4-032224

Lab Sample ID: 480-218261-4

Date Collected: 03/22/24 17:02
Matrix: Air
Date Received: 03/27/24 10:45
Sample Container: Summa Canister 6L

Method: EPA TO-15 - Volatile Organic Compounds in Ambient Air

Analyte	Result	Qualifier	RL	MDL	Unit	D	Prepared	Analyzed	Dil Fac
Dichlorodifluoromethane	**1.9**	**J**	2.5	0.54	ug/m3			04/03/24 21:15	1
Freon 22	**0.86**	**J**	1.8	0.42	ug/m3			04/03/24 21:15	1
1,2-Dichlorotetrafluoroethane	ND		1.4	0.34	ug/m3			04/03/24 21:15	1
Chloromethane	**0.88**	**J**	1.0	0.31	ug/m3			04/03/24 21:15	1
n-Butane	**1.8**		1.2	0.48	ug/m3			04/03/24 21:15	1
Vinyl chloride	ND		0.51	0.054	ug/m3			04/03/24 21:15	1
1,3-Butadiene	**0.19**	**J**	0.44	0.086	ug/m3			04/03/24 21:15	1
Bromomethane	ND		0.78	0.28	ug/m3			04/03/24 21:15	1
Chloroethane	ND		1.3	0.47	ug/m3			04/03/24 21:15	1
Bromoethene(Vinyl Bromide)	ND		0.87	0.22	ug/m3			04/03/24 21:15	1
Trichlorofluoromethane	**1.8**		1.1	0.28	ug/m3			04/03/24 21:15	1
Freon TF	**0.50**	**J**	1.5	0.41	ug/m3			04/03/24 21:15	1
1,1-Dichloroethene	ND		0.79	0.10	ug/m3			04/03/24 21:15	1
Acetone	**13**		12	3.8	ug/m3			04/03/24 21:15	1
Isopropyl alcohol	**290**	**E**	12	3.9	ug/m3			04/03/24 21:15	1
Carbon disulfide	ND		1.6	0.40	ug/m3			04/03/24 21:15	1
3-Chloropropene	ND		1.6	0.38	ug/m3			04/03/24 21:15	1
Methylene Chloride	**0.81**	**J**	1.7	0.63	ug/m3			04/03/24 21:15	1
tert-Butyl alcohol	ND		15	3.6	ug/m3			04/03/24 21:15	1
Methyl tert-butyl ether	ND		0.72	0.13	ug/m3			04/03/24 21:15	1
trans-1,2-Dichloroethene	ND		0.79	0.091	ug/m3			04/03/24 21:15	1
n-Hexane	**0.42**	**J**	1.8	0.39	ug/m3			04/03/24 21:15	1
1,1-Dichloroethane	ND		0.81	0.10	ug/m3			04/03/24 21:15	1
Methyl Ethyl Ketone	**1.8**		1.5	1.4	ug/m3			04/03/24 21:15	1
cis-1,2-Dichloroethene	**0.41**	**J**	0.79	0.083	ug/m3			04/03/24 21:15	1
1,2-Dichloroethene, Total	**0.41**	**J**	1.6	0.083	ug/m3			04/03/24 21:15	1
Chloroform	**0.29**	**J**	0.98	0.20	ug/m3			04/03/24 21:15	1
Tetrahydrofuran	ND		15	3.8	ug/m3			04/03/24 21:15	1
1,1,1-Trichloroethane	ND		1.1	0.24	ug/m3			04/03/24 21:15	1
Cyclohexane	**1.5**		0.69	0.20	ug/m3			04/03/24 21:15	1
Carbon tetrachloride	**0.34**	**J**	1.3	0.14	ug/m3			04/03/24 21:15	1
2,2,4-Trimethylpentane	ND		0.93	0.18	ug/m3			04/03/24 21:15	1
Benzene	**0.66**		0.64	0.14	ug/m3			04/03/24 21:15	1
1,2-Dichloroethane	ND		0.81	0.38	ug/m3			04/03/24 21:15	1
n-Heptane	**0.27**	**J**	0.82	0.23	ug/m3			04/03/24 21:15	1
Trichloroethene	**0.65**	**J**	1.1	0.13	ug/m3			04/03/24 21:15	1
Methyl methacrylate	**2.4**		2.0	0.57	ug/m3			04/03/24 21:15	1

Client Sample ID: 7W-IA-4-032224

Lab Sample ID: 480-218261-4

Date Collected: 03/22/24 17:02
Matrix: Air
Date Received: 03/27/24 10:45
Sample Container: Summa Canister 6L

Method: EPA TO-15 - Volatile Organic Compounds in Ambient Air (Continued)

Analyte	Result	Qualifier	RL	MDL	Unit	D	Prepared	Analyzed	Dil Fac
1,2-Dichloropropane	ND		0.92	0.43	ug/m3			04/03/24 21:15	1
1,4-Dioxane	ND		18	0.30	ug/m3			04/03/24 21:15	1
Bromodichloromethane	ND		1.3	0.34	ug/m3			04/03/24 21:15	1
cis-1,3-Dichloropropene	ND		0.91	0.20	ug/m3			04/03/24 21:15	1
methyl isobutyl ketone	ND		2.0	0.53	ug/m3			04/03/24 21:15	1
Toluene	**1.8**		0.75	0.23	ug/m3			04/03/24 21:15	1
trans-1,3-Dichloropropene	ND		0.91	0.25	ug/m3			04/03/24 21:15	1
1,1,2-Trichloroethane	ND		1.1	0.40	ug/m3			04/03/24 21:15	1
Tetrachloroethene	**2.3**		1.4	0.14	ug/m3			04/03/24 21:15	1
Methyl Butyl Ketone (2-Hexanone)	ND		2.0	0.61	ug/m3			04/03/24 21:15	1
Dibromochloromethane	ND		1.7	0.54	ug/m3			04/03/24 21:15	1
1,2-Dibromoethane	ND		1.5	0.32	ug/m3			04/03/24 21:15	1
Chlorobenzene	ND		0.92	0.20	ug/m3			04/03/24 21:15	1
Ethylbenzene	ND		0.87	0.30	ug/m3			04/03/24 21:15	1
m,p-Xylene	**0.61**	**J**	2.2	0.41	ug/m3			04/03/24 21:15	1
Xylene, o-	ND		0.87	0.27	ug/m3			04/03/24 21:15	1
Xylene (total)	**0.61**	**J**	3.0	0.23	ug/m3			04/03/24 21:15	1
Styrene	ND		0.85	0.25	ug/m3			04/03/24 21:15	1
Bromoform	ND		2.1	1.2	ug/m3			04/03/24 21:15	1
Cumene	ND		0.98	0.20	ug/m3			04/03/24 21:15	1
1,1,2,2-Tetrachloroethane	ND		1.4	0.30	ug/m3			04/03/24 21:15	1
n-Propylbenzene	ND		0.98	0.23	ug/m3			04/03/24 21:15	1
4-Ethyltoluene	ND		0.98	0.24	ug/m3			04/03/24 21:15	1
1,3,5-Trimethylbenzene	ND		0.98	0.23	ug/m3			04/03/24 21:15	1
2-Chlorotoluene	ND		1.0	0.24	ug/m3			04/03/24 21:15	1
tert-Butylbenzene	ND		1.1	0.26	ug/m3			04/03/24 21:15	1
1,2,4-Trimethylbenzene	ND		0.98	0.39	ug/m3			04/03/24 21:15	1
sec-Butylbenzene	ND		1.1	0.25	ug/m3			04/03/24 21:15	1
4-Isopropyltoluene	ND		1.1	0.33	ug/m3			04/03/24 21:15	1
1,3-Dichlorobenzene	ND		1.2	0.44	ug/m3			04/03/24 21:15	1
1,4-Dichlorobenzene	ND		1.2	0.54	ug/m3			04/03/24 21:15	1
Benzyl chloride	ND		1.0	0.46	ug/m3			04/03/24 21:15	1
n-Butylbenzene	ND		1.1	0.60	ug/m3			04/03/24 21:15	1
1,2-Dichlorobenzene	ND		1.2	0.40	ug/m3			04/03/24 21:15	1
1,2,4-Trichlorobenzene	ND		3.7	2.4	ug/m3			04/03/24 21:15	1
Hexachlorobutadiene	ND		2.1	1.2	ug/m3			04/03/24 21:15	1
Naphthalene	ND		2.6	1.6	ug/m3			04/03/24 21:15	1

Method: EPA TO-15 - Volatile Organic Compounds in Ambient Air - DL

Analyte	Result	Qualifier	RL	MDL	Unit	D	Prepared	Analyzed	Dil Fac
Dichlorodifluoromethane	ND		12	2.7	ug/m3			04/04/24 18:13	5
Freon 22	ND		8.8	2.1	ug/m3			04/04/24 18:13	5
1,2-Dichlorotetrafluoroethane	ND		7.0	1.7	ug/m3			04/04/24 18:13	5
Chloromethane	ND		5.2	1.5	ug/m3			04/04/24 18:13	5
n-Butane	**3.1**	**J**	5.9	2.4	ug/m3			04/04/24 18:13	5
Vinyl chloride	ND		2.6	0.27	ug/m3			04/04/24 18:13	5
1,3-Butadiene	ND		2.2	0.43	ug/m3			04/04/24 18:13	5
Bromomethane	ND		3.9	1.4	ug/m3			04/04/24 18:13	5
Chloroethane	ND		6.6	2.4	ug/m3			04/04/24 18:13	5

Client Sample Results

Client: GHD Services Inc.
Project/Site: 12616852, GM-Lockport Air 256042

Job ID: 480-218261-1

Client Sample ID: 7W-IA-4-032224

Lab Sample ID: 480-218261-4

Date Collected: 03/22/24 17:02
Matrix: Air
Date Received: 03/27/24 10:45
Sample Container: Summa Canister 6L

Method: EPA TO-15 - Volatile Organic Compounds in Ambient Air - DL (Continued)

Analyte	Result	Qualifier	RL	MDL	Unit	D	Prepared	Analyzed	Dil Fac
Bromoethene(Vinyl Bromide)	ND		4.4	1.1	ug/m3			04/04/24 18:13	5
Trichlorofluoromethane	**2.1**	**J**	5.6	1.4	ug/m3			04/04/24 18:13	5
Freon TF	ND		7.7	2.0	ug/m3			04/04/24 18:13	5
1,1-Dichloroethene	ND		4.0	0.52	ug/m3			04/04/24 18:13	5
Acetone	**19**	**J**	59	19	ug/m3			04/04/24 18:13	5
Isopropyl alcohol	**410**		61	20	ug/m3			04/04/24 18:13	5
Carbon disulfide	ND		7.8	2.0	ug/m3			04/04/24 18:13	5
3-Chloropropene	ND		7.8	1.9	ug/m3			04/04/24 18:13	5
Methylene Chloride	ND		8.7	3.1	ug/m3			04/04/24 18:13	5
tert-Butyl alcohol	ND		76	18	ug/m3			04/04/24 18:13	5
Methyl tert-butyl ether	ND		3.6	0.65	ug/m3			04/04/24 18:13	5
trans-1,2-Dichloroethene	ND		4.0	0.46	ug/m3			04/04/24 18:13	5
n-Hexane	ND		8.8	1.9	ug/m3			04/04/24 18:13	5
1,1-Dichloroethane	ND		4.0	0.51	ug/m3			04/04/24 18:13	5
Methyl Ethyl Ketone	ND		7.4	7.2	ug/m3			04/04/24 18:13	5
cis-1,2-Dichloroethene	ND		4.0	0.42	ug/m3			04/04/24 18:13	5
1,2-Dichloroethene, Total	ND		7.9	0.42	ug/m3			04/04/24 18:13	5
Chloroform	ND		4.9	1.0	ug/m3			04/04/24 18:13	5
Tetrahydrofuran	ND		74	19	ug/m3			04/04/24 18:13	5
1,1,1-Trichloroethane	ND		5.5	1.2	ug/m3			04/04/24 18:13	5
Cyclohexane	**1.5**	**J**	3.4	1.0	ug/m3			04/04/24 18:13	5
Carbon tetrachloride	ND		6.3	0.69	ug/m3			04/04/24 18:13	5
2,2,4-Trimethylpentane	ND		4.7	0.89	ug/m3			04/04/24 18:13	5
Benzene	**0.76**	**J**	3.2	0.70	ug/m3			04/04/24 18:13	5
1,2-Dichloroethane	ND		4.0	1.9	ug/m3			04/04/24 18:13	5
n-Heptane	ND		4.1	1.1	ug/m3			04/04/24 18:13	5
Trichloroethene	**0.70**	**J**	5.4	0.67	ug/m3			04/04/24 18:13	5
Methyl methacrylate	ND		10	2.9	ug/m3			04/04/24 18:13	5
1,2-Dichloropropane	ND		4.6	2.2	ug/m3			04/04/24 18:13	5
1,4-Dioxane	ND		90	1.5	ug/m3			04/04/24 18:13	5
Bromodichloromethane	ND		6.7	1.7	ug/m3			04/04/24 18:13	5
cis-1,3-Dichloropropene	ND		4.5	1.0	ug/m3			04/04/24 18:13	5
methyl isobutyl ketone	ND		10	2.7	ug/m3			04/04/24 18:13	5
Toluene	**1.8**	**J**	3.8	1.2	ug/m3			04/04/24 18:13	5
trans-1,3-Dichloropropene	ND		4.5	1.2	ug/m3			04/04/24 18:13	5
1,1,2-Trichloroethane	ND		5.5	2.0	ug/m3			04/04/24 18:13	5
Tetrachloroethene	**2.2**	**J**	6.8	0.71	ug/m3			04/04/24 18:13	5
Methyl Butyl Ketone (2-Hexanone)	ND		10	3.1	ug/m3			04/04/24 18:13	5
Dibromochloromethane	ND		8.5	2.7	ug/m3			04/04/24 18:13	5
1,2-Dibromoethane	ND		7.7	1.6	ug/m3			04/04/24 18:13	5
Chlorobenzene	ND		4.6	1.0	ug/m3			04/04/24 18:13	5
Ethylbenzene	ND		4.3	1.5	ug/m3			04/04/24 18:13	5
m,p-Xylene	ND		11	2.1	ug/m3			04/04/24 18:13	5
Xylene, o-	ND		4.3	1.4	ug/m3			04/04/24 18:13	5
Xylene (total)	ND		15	1.1	ug/m3			04/04/24 18:13	5
Styrene	ND		4.3	1.3	ug/m3			04/04/24 18:13	5
Bromoform	ND		10	6.2	ug/m3			04/04/24 18:13	5
Cumene	ND		4.9	1.0	ug/m3			04/04/24 18:13	5

Client Sample ID: 7W-IA-4-032224

Lab Sample ID: 480-218261-4

Date Collected: 03/22/24 17:02
Matrix: Air
Date Received: 03/27/24 10:45
Sample Container: Summa Canister 6L

Method: EPA TO-15 - Volatile Organic Compounds in Ambient Air - DL (Continued)

Analyte	Result	Qualifier	RL	MDL	Unit	D	Prepared	Analyzed	Dil Fac
1,1,2,2-Tetrachloroethane	ND		6.9	1.5	ug/m3			04/04/24 18:13	5
n-Propylbenzene	ND		4.9	1.2	ug/m3			04/04/24 18:13	5
4-Ethyltoluene	ND		4.9	1.2	ug/m3			04/04/24 18:13	5
1,3,5-Trimethylbenzene	ND		4.9	1.2	ug/m3			04/04/24 18:13	5
2-Chlorotoluene	ND		5.2	1.2	ug/m3			04/04/24 18:13	5
tert-Butylbenzene	ND		5.5	1.3	ug/m3			04/04/24 18:13	5
1,2,4-Trimethylbenzene	ND		4.9	2.0	ug/m3			04/04/24 18:13	5
sec-Butylbenzene	ND		5.5	1.2	ug/m3			04/04/24 18:13	5
4-Isopropyltoluene	ND		5.5	1.7	ug/m3			04/04/24 18:13	5
1,3-Dichlorobenzene	ND		6.0	2.2	ug/m3			04/04/24 18:13	5
1,4-Dichlorobenzene	ND		6.0	2.7	ug/m3			04/04/24 18:13	5
Benzyl chloride	ND		5.2	2.3	ug/m3			04/04/24 18:13	5
n-Butylbenzene	ND		5.5	3.0	ug/m3			04/04/24 18:13	5
1,2-Dichlorobenzene	ND		6.0	2.0	ug/m3			04/04/24 18:13	5
1,2,4-Trichlorobenzene	ND		19	12	ug/m3			04/04/24 18:13	5
Hexachlorobutadiene	ND		11	5.9	ug/m3			04/04/24 18:13	5
Naphthalene	ND		13	7.9	ug/m3			04/04/24 18:13	5

Client Sample ID: 7W-IA-5-032224

Lab Sample ID: 480-218261-5

Date Collected: 03/22/24 14:40
Matrix: Air
Date Received: 03/27/24 10:45
Sample Container: Summa Canister 6L

Method: EPA TO-15 - Volatile Organic Compounds in Ambient Air

Analyte	Result	Qualifier	RL	MDL	Unit	D	Prepared	Analyzed	Dil Fac
Dichlorodifluoromethane	**1.9**	**J**	2.5	0.54	ug/m3			04/03/24 22:08	1
Freon 22	**1.0**	**J**	1.8	0.42	ug/m3			04/03/24 22:08	1
1,2-Dichlorotetrafluoroethane	ND		1.4	0.34	ug/m3			04/03/24 22:08	1
Chloromethane	**0.89**	**J**	1.0	0.31	ug/m3			04/03/24 22:08	1
n-Butane	**3.2**		1.2	0.48	ug/m3			04/03/24 22:08	1
Vinyl chloride	ND		0.51	0.054	ug/m3			04/03/24 22:08	1
1,3-Butadiene	**0.17**	**J**	0.44	0.086	ug/m3			04/03/24 22:08	1
Bromomethane	ND		0.78	0.28	ug/m3			04/03/24 22:08	1
Chloroethane	ND		1.3	0.47	ug/m3			04/03/24 22:08	1
Bromoethene(Vinyl Bromide)	ND		0.87	0.22	ug/m3			04/03/24 22:08	1
Trichlorofluoromethane	**1.3**		1.1	0.28	ug/m3			04/03/24 22:08	1
Freon TF	**0.42**	**J**	1.5	0.41	ug/m3			04/03/24 22:08	1
1,1-Dichloroethene	ND		0.79	0.10	ug/m3			04/03/24 22:08	1
Acetone	**12**		12	3.8	ug/m3			04/03/24 22:08	1
Isopropyl alcohol	**140**	**E**	12	3.9	ug/m3			04/03/24 22:08	1
Carbon disulfide	ND		1.6	0.40	ug/m3			04/03/24 22:08	1
3-Chloropropene	ND		1.6	0.38	ug/m3			04/03/24 22:08	1
Methylene Chloride	**44**		1.7	0.63	ug/m3			04/03/24 22:08	1
tert-Butyl alcohol	ND		15	3.6	ug/m3			04/03/24 22:08	1
Methyl tert-butyl ether	ND		0.72	0.13	ug/m3			04/03/24 22:08	1
trans-1,2-Dichloroethene	ND		0.79	0.091	ug/m3			04/03/24 22:08	1
n-Hexane	**21**		1.8	0.39	ug/m3			04/03/24 22:08	1
1,1-Dichloroethane	ND		0.81	0.10	ug/m3			04/03/24 22:08	1
Methyl Ethyl Ketone	**4.4**		1.5	1.4	ug/m3			04/03/24 22:08	1

Client Sample Results

Client: GHD Services Inc.
Project/Site: 12616852, GM-Lockport Air 256042

Job ID: 480-218261-1

Client Sample ID: 7W-IA-5-032224

Lab Sample ID: 480-218261-5

Date Collected: 03/22/24 14:40
Matrix: Air
Date Received: 03/27/24 10:45
Sample Container: Summa Canister 6L

Method: EPA TO-15 - Volatile Organic Compounds in Ambient Air (Continued)

Analyte	Result	Qualifier	RL	MDL	Unit	D	Prepared	Analyzed	Dil Fac
cis-1,2-Dichloroethene	**0.65**	**J**	0.79	0.083	ug/m3			04/03/24 22:08	1
1,2-Dichloroethene, Total	**0.65**	**J**	1.6	0.083	ug/m3			04/03/24 22:08	1
Chloroform	**0.58**	**J**	0.98	0.20	ug/m3			04/03/24 22:08	1
Tetrahydrofuran	ND		15	3.8	ug/m3			04/03/24 22:08	1
1,1,1-Trichloroethane	ND		1.1	0.24	ug/m3			04/03/24 22:08	1
Cyclohexane	**0.25**	**J**	0.69	0.20	ug/m3			04/03/24 22:08	1
Carbon tetrachloride	**0.37**	**J**	1.3	0.14	ug/m3			04/03/24 22:08	1
2,2,4-Trimethylpentane	**0.29**	**J**	0.93	0.18	ug/m3			04/03/24 22:08	1
Benzene	**0.78**		0.64	0.14	ug/m3			04/03/24 22:08	1
1,2-Dichloroethane	ND		0.81	0.38	ug/m3			04/03/24 22:08	1
n-Heptane	**0.44**	**J**	0.82	0.23	ug/m3			04/03/24 22:08	1
Trichloroethene	**0.81**	**J**	1.1	0.13	ug/m3			04/03/24 22:08	1
Methyl methacrylate	ND		2.0	0.57	ug/m3			04/03/24 22:08	1
1,2-Dichloropropane	ND		0.92	0.43	ug/m3			04/03/24 22:08	1
1,4-Dioxane	ND		18	0.30	ug/m3			04/03/24 22:08	1
Bromodichloromethane	ND		1.3	0.34	ug/m3			04/03/24 22:08	1
cis-1,3-Dichloropropene	ND		0.91	0.20	ug/m3			04/03/24 22:08	1
methyl isobutyl ketone	ND		2.0	0.53	ug/m3			04/03/24 22:08	1
Toluene	**3.9**		0.75	0.23	ug/m3			04/03/24 22:08	1
trans-1,3-Dichloropropene	ND		0.91	0.25	ug/m3			04/03/24 22:08	1
1,1,2-Trichloroethane	ND		1.1	0.40	ug/m3			04/03/24 22:08	1
Tetrachloroethene	**4.4**		1.4	0.14	ug/m3			04/03/24 22:08	1
Methyl Butyl Ketone (2-Hexanone)	ND		2.0	0.61	ug/m3			04/03/24 22:08	1
Dibromochloromethane	ND		1.7	0.54	ug/m3			04/03/24 22:08	1
1,2-Dibromoethane	ND		1.5	0.32	ug/m3			04/03/24 22:08	1
Chlorobenzene	ND		0.92	0.20	ug/m3			04/03/24 22:08	1
Ethylbenzene	**0.67**	**J**	0.87	0.30	ug/m3			04/03/24 22:08	1
m,p-Xylene	**1.6**	**J**	2.2	0.41	ug/m3			04/03/24 22:08	1
Xylene, o-	**0.51**	**J**	0.87	0.27	ug/m3			04/03/24 22:08	1
Xylene (total)	**2.1**	**J**	3.0	0.23	ug/m3			04/03/24 22:08	1
Styrene	**0.77**	**J**	0.85	0.25	ug/m3			04/03/24 22:08	1
Bromoform	ND		2.1	1.2	ug/m3			04/03/24 22:08	1
Cumene	ND		0.98	0.20	ug/m3			04/03/24 22:08	1
1,1,2,2-Tetrachloroethane	ND		1.4	0.30	ug/m3			04/03/24 22:08	1
n-Propylbenzene	ND		0.98	0.23	ug/m3			04/03/24 22:08	1
4-Ethyltoluene	ND		0.98	0.24	ug/m3			04/03/24 22:08	1
1,3,5-Trimethylbenzene	ND		0.98	0.23	ug/m3			04/03/24 22:08	1
2-Chlorotoluene	ND		1.0	0.24	ug/m3			04/03/24 22:08	1
tert-Butylbenzene	ND		1.1	0.26	ug/m3			04/03/24 22:08	1
1,2,4-Trimethylbenzene	**0.45**	**J**	0.98	0.39	ug/m3			04/03/24 22:08	1
sec-Butylbenzene	ND		1.1	0.25	ug/m3			04/03/24 22:08	1
4-Isopropyltoluene	ND		1.1	0.33	ug/m3			04/03/24 22:08	1
1,3-Dichlorobenzene	ND		1.2	0.44	ug/m3			04/03/24 22:08	1
1,4-Dichlorobenzene	ND		1.2	0.54	ug/m3			04/03/24 22:08	1
Benzyl chloride	ND		1.0	0.46	ug/m3			04/03/24 22:08	1
n-Butylbenzene	ND		1.1	0.60	ug/m3			04/03/24 22:08	1
1,2-Dichlorobenzene	ND		1.2	0.40	ug/m3			04/03/24 22:08	1
1,2,4-Trichlorobenzene	ND		3.7	2.4	ug/m3			04/03/24 22:08	1

Client Sample ID: 7W-IA-5-032224

Lab Sample ID: 480-218261-5

Date Collected: 03/22/24 14:40
Date Received: 03/27/24 10:45
Sample Container: Summa Canister 6L

Matrix: Air

Method: EPA TO-15 - Volatile Organic Compounds in Ambient Air (Continued)

Analyte	Result	Qualifier	RL	MDL	Unit	D	Prepared	Analyzed	Dil Fac
Hexachlorobutadiene	ND		2.1	1.2	ug/m3			04/03/24 22:08	1
Naphthalene	ND		2.6	1.6	ug/m3			04/03/24 22:08	1

Method: EPA TO-15 - Volatile Organic Compounds in Ambient Air - DL

Analyte	Result	Qualifier	RL	MDL	Unit	D	Prepared	Analyzed	Dil Fac
Dichlorodifluoromethane	**2.3**	**J**	6.2	1.4	ug/m3			04/04/24 19:06	2.5
Freon 22	**1.4**	**J**	4.4	1.1	ug/m3			04/04/24 19:06	2.5
1,2-Dichlorotetrafluoroethane	ND		3.5	0.84	ug/m3			04/04/24 19:06	2.5
Chloromethane	**1.2**	**J**	2.6	0.77	ug/m3			04/04/24 19:06	2.5
n-Butane	**4.9**		3.0	1.2	ug/m3			04/04/24 19:06	2.5
Vinyl chloride	ND		1.3	0.13	ug/m3			04/04/24 19:06	2.5
1,3-Butadiene	**0.30**	**J**	1.1	0.22	ug/m3			04/04/24 19:06	2.5
Bromomethane	ND		1.9	0.69	ug/m3			04/04/24 19:06	2.5
Chloroethane	ND		3.3	1.2	ug/m3			04/04/24 19:06	2.5
Bromoethene(Vinyl Bromide)	ND		2.2	0.55	ug/m3			04/04/24 19:06	2.5
Trichlorofluoromethane	**1.6**	**J**	2.8	0.70	ug/m3			04/04/24 19:06	2.5
Freon TF	ND		3.8	1.0	ug/m3			04/04/24 19:06	2.5
1,1-Dichloroethene	ND		2.0	0.26	ug/m3			04/04/24 19:06	2.5
Acetone	**17**	**J**	30	9.5	ug/m3			04/04/24 19:06	2.5
Isopropyl alcohol	**190**		31	9.8	ug/m3			04/04/24 19:06	2.5
Carbon disulfide	ND		3.9	1.0	ug/m3			04/04/24 19:06	2.5
3-Chloropropene	ND		3.9	0.94	ug/m3			04/04/24 19:06	2.5
Methylene Chloride	**58**		4.3	1.6	ug/m3			04/04/24 19:06	2.5
tert-Butyl alcohol	ND		38	9.1	ug/m3			04/04/24 19:06	2.5
Methyl tert-butyl ether	ND		1.8	0.32	ug/m3			04/04/24 19:06	2.5
trans-1,2-Dichloroethene	ND		2.0	0.23	ug/m3			04/04/24 19:06	2.5
n-Hexane	**24**		4.4	0.97	ug/m3			04/04/24 19:06	2.5
1,1-Dichloroethane	ND		2.0	0.25	ug/m3			04/04/24 19:06	2.5
Methyl Ethyl Ketone	**4.7**		3.7	3.6	ug/m3			04/04/24 19:06	2.5
cis-1,2-Dichloroethene	**0.68**	**J**	2.0	0.21	ug/m3			04/04/24 19:06	2.5
1,2-Dichloroethene, Total	**0.68**	**J**	4.0	0.21	ug/m3			04/04/24 19:06	2.5
Chloroform	**0.64**	**J**	2.4	0.50	ug/m3			04/04/24 19:06	2.5
Tetrahydrofuran	ND		37	9.6	ug/m3			04/04/24 19:06	2.5
1,1,1-Trichloroethane	ND		2.7	0.60	ug/m3			04/04/24 19:06	2.5
Cyclohexane	ND		1.7	0.50	ug/m3			04/04/24 19:06	2.5
Carbon tetrachloride	**0.37**	**J**	3.1	0.35	ug/m3			04/04/24 19:06	2.5
2,2,4-Trimethylpentane	ND		2.3	0.44	ug/m3			04/04/24 19:06	2.5
Benzene	**0.88**	**J**	1.6	0.35	ug/m3			04/04/24 19:06	2.5
1,2-Dichloroethane	ND		2.0	0.94	ug/m3			04/04/24 19:06	2.5
n-Heptane	**0.58**	**J**	2.0	0.56	ug/m3			04/04/24 19:06	2.5
Trichloroethene	**0.88**	**J**	2.7	0.34	ug/m3			04/04/24 19:06	2.5
Methyl methacrylate	ND		5.1	1.4	ug/m3			04/04/24 19:06	2.5
1,2-Dichloropropane	ND		2.3	1.1	ug/m3			04/04/24 19:06	2.5
1,4-Dioxane	ND		45	0.74	ug/m3			04/04/24 19:06	2.5
Bromodichloromethane	ND		3.4	0.84	ug/m3			04/04/24 19:06	2.5
cis-1,3-Dichloropropene	ND		2.3	0.51	ug/m3			04/04/24 19:06	2.5
methyl isobutyl ketone	ND		5.1	1.3	ug/m3			04/04/24 19:06	2.5
Toluene	**4.1**		1.9	0.58	ug/m3			04/04/24 19:06	2.5
trans-1,3-Dichloropropene	ND		2.3	0.61	ug/m3			04/04/24 19:06	2.5

Client Sample ID: 7W-IA-5-032224

Lab Sample ID: 480-218261-5

Date Collected: 03/22/24 14:40
Matrix: Air
Date Received: 03/27/24 10:45
Sample Container: Summa Canister 6L

Method: EPA TO-15 - Volatile Organic Compounds in Ambient Air - DL (Continued)

Analyte	Result	Qualifier	RL	MDL	Unit	D	Prepared	Analyzed	Dil Fac
1,1,2-Trichloroethane	ND		2.7	1.0	ug/m3			04/04/24 19:06	2.5
Tetrachloroethene	**4.4**		3.4	0.36	ug/m3			04/04/24 19:06	2.5
Methyl Butyl Ketone (2-Hexanone)	ND		5.1	1.5	ug/m3			04/04/24 19:06	2.5
Dibromochloromethane	ND		4.3	1.3	ug/m3			04/04/24 19:06	2.5
1,2-Dibromoethane	ND		3.8	0.81	ug/m3			04/04/24 19:06	2.5
Chlorobenzene	ND		2.3	0.51	ug/m3			04/04/24 19:06	2.5
Ethylbenzene	ND		2.2	0.75	ug/m3			04/04/24 19:06	2.5
m,p-Xylene	**1.5**	**J**	5.4	1.0	ug/m3			04/04/24 19:06	2.5
Xylene, o-	ND		2.2	0.68	ug/m3			04/04/24 19:06	2.5
Xylene (total)	**1.5**	**J**	7.6	0.56	ug/m3			04/04/24 19:06	2.5
Styrene	**0.66**	**J**	2.1	0.63	ug/m3			04/04/24 19:06	2.5
Bromoform	ND		5.2	3.1	ug/m3			04/04/24 19:06	2.5
Cumene	ND		2.5	0.50	ug/m3			04/04/24 19:06	2.5
1,1,2,2-Tetrachloroethane	ND		3.4	0.74	ug/m3			04/04/24 19:06	2.5
n-Propylbenzene	ND		2.5	0.58	ug/m3			04/04/24 19:06	2.5
4-Ethyltoluene	ND		2.5	0.60	ug/m3			04/04/24 19:06	2.5
1,3,5-Trimethylbenzene	ND		2.5	0.58	ug/m3			04/04/24 19:06	2.5
2-Chlorotoluene	ND		2.6	0.60	ug/m3			04/04/24 19:06	2.5
tert-Butylbenzene	ND		2.7	0.65	ug/m3			04/04/24 19:06	2.5
1,2,4-Trimethylbenzene	ND		2.5	0.98	ug/m3			04/04/24 19:06	2.5
sec-Butylbenzene	ND		2.7	0.62	ug/m3			04/04/24 19:06	2.5
4-Isopropyltoluene	ND		2.7	0.84	ug/m3			04/04/24 19:06	2.5
1,3-Dichlorobenzene	ND		3.0	1.1	ug/m3			04/04/24 19:06	2.5
1,4-Dichlorobenzene	ND		3.0	1.3	ug/m3			04/04/24 19:06	2.5
Benzyl chloride	ND		2.6	1.1	ug/m3			04/04/24 19:06	2.5
n-Butylbenzene	ND		2.7	1.5	ug/m3			04/04/24 19:06	2.5
1,2-Dichlorobenzene	ND		3.0	0.99	ug/m3			04/04/24 19:06	2.5
1,2,4-Trichlorobenzene	ND		9.3	6.1	ug/m3			04/04/24 19:06	2.5
Hexachlorobutadiene	ND		5.3	2.9	ug/m3			04/04/24 19:06	2.5
Naphthalene	ND		6.6	3.9	ug/m3			04/04/24 19:06	2.5

Client Sample ID: 7E-IA-1-032224

Lab Sample ID: 480-218261-6

Date Collected: 03/22/24 17:14
Matrix: Air
Date Received: 03/27/24 10:45
Sample Container: Summa Canister 6L

Method: EPA TO-15 - Volatile Organic Compounds in Ambient Air

Analyte	Result	Qualifier	RL	MDL	Unit	D	Prepared	Analyzed	Dil Fac
Dichlorodifluoromethane	**1.9**	**J**	2.5	0.54	ug/m3			04/03/24 23:00	1
Freon 22	**1.3**	**J**	1.8	0.42	ug/m3			04/03/24 23:00	1
1,2-Dichlorotetrafluoroethane	ND		1.4	0.34	ug/m3			04/03/24 23:00	1
Chloromethane	**0.95**	**J**	1.0	0.31	ug/m3			04/03/24 23:00	1
n-Butane	**2.6**		1.2	0.48	ug/m3			04/03/24 23:00	1
Vinyl chloride	ND		0.51	0.054	ug/m3			04/03/24 23:00	1
1,3-Butadiene	**0.11**	**J**	0.44	0.086	ug/m3			04/03/24 23:00	1
Bromomethane	ND		0.78	0.28	ug/m3			04/03/24 23:00	1
Chloroethane	ND		1.3	0.47	ug/m3			04/03/24 23:00	1
Bromoethene(Vinyl Bromide)	ND		0.87	0.22	ug/m3			04/03/24 23:00	1
Trichlorofluoromethane	**2.1**		1.1	0.28	ug/m3			04/03/24 23:00	1

Client Sample Results

Client: GHD Services Inc.
Project/Site: 12616852, GM-Lockport Air 256042

Job ID: 480-218261-1

Client Sample ID: 7E-IA-1-032224

Lab Sample ID: 480-218261-6

Date Collected: 03/22/24 17:14
Matrix: Air
Date Received: 03/27/24 10:45
Sample Container: Summa Canister 6L

Method: EPA TO-15 - Volatile Organic Compounds in Ambient Air (Continued)

Analyte	Result	Qualifier	RL	MDL	Unit	D	Prepared	Analyzed	Dil Fac
Freon TF	**0.59**	**J**	1.5	0.41	ug/m3			04/03/24 23:00	1
1,1-Dichloroethene	ND		0.79	0.10	ug/m3			04/03/24 23:00	1
Acetone	**25**		12	3.8	ug/m3			04/03/24 23:00	1
Isopropyl alcohol	**21**		12	3.9	ug/m3			04/03/24 23:00	1
Carbon disulfide	ND		1.6	0.40	ug/m3			04/03/24 23:00	1
3-Chloropropene	ND		1.6	0.38	ug/m3			04/03/24 23:00	1
Methylene Chloride	ND		1.7	0.63	ug/m3			04/03/24 23:00	1
tert-Butyl alcohol	ND		15	3.6	ug/m3			04/03/24 23:00	1
Methyl tert-butyl ether	ND		0.72	0.13	ug/m3			04/03/24 23:00	1
trans-1,2-Dichloroethene	ND		0.79	0.091	ug/m3			04/03/24 23:00	1
n-Hexane	ND		1.8	0.39	ug/m3			04/03/24 23:00	1
1,1-Dichloroethane	ND		0.81	0.10	ug/m3			04/03/24 23:00	1
Methyl Ethyl Ketone	**5.6**		1.5	1.4	ug/m3			04/03/24 23:00	1
cis-1,2-Dichloroethene	**1.1**		0.79	0.083	ug/m3			04/03/24 23:00	1
1,2-Dichloroethene, Total	**1.1**	**J**	1.6	0.083	ug/m3			04/03/24 23:00	1
Chloroform	ND		0.98	0.20	ug/m3			04/03/24 23:00	1
Tetrahydrofuran	ND		15	3.8	ug/m3			04/03/24 23:00	1
1,1,1-Trichloroethane	ND		1.1	0.24	ug/m3			04/03/24 23:00	1
Cyclohexane	**0.48**	**J**	0.69	0.20	ug/m3			04/03/24 23:00	1
Carbon tetrachloride	**0.39**	**J**	1.3	0.14	ug/m3			04/03/24 23:00	1
2,2,4-Trimethylpentane	ND		0.93	0.18	ug/m3			04/03/24 23:00	1
Benzene	**0.65**		0.64	0.14	ug/m3			04/03/24 23:00	1
1,2-Dichloroethane	ND		0.81	0.38	ug/m3			04/03/24 23:00	1
n-Heptane	**0.27**	**J**	0.82	0.23	ug/m3			04/03/24 23:00	1
Trichloroethene	**1.2**		1.1	0.13	ug/m3			04/03/24 23:00	1
Methyl methacrylate	**8.0**		2.0	0.57	ug/m3			04/03/24 23:00	1
1,2-Dichloropropane	ND		0.92	0.43	ug/m3			04/03/24 23:00	1
1,4-Dioxane	**0.36**	**J**	18	0.30	ug/m3			04/03/24 23:00	1
Bromodichloromethane	ND		1.3	0.34	ug/m3			04/03/24 23:00	1
cis-1,3-Dichloropropene	ND		0.91	0.20	ug/m3			04/03/24 23:00	1
methyl isobutyl ketone	ND		2.0	0.53	ug/m3			04/03/24 23:00	1
Toluene	**4.6**		0.75	0.23	ug/m3			04/03/24 23:00	1
trans-1,3-Dichloropropene	ND		0.91	0.25	ug/m3			04/03/24 23:00	1
1,1,2-Trichloroethane	ND		1.1	0.40	ug/m3			04/03/24 23:00	1
Tetrachloroethene	**9.0**		1.4	0.14	ug/m3			04/03/24 23:00	1
Methyl Butyl Ketone (2-Hexanone)	ND		2.0	0.61	ug/m3			04/03/24 23:00	1
Dibromochloromethane	ND		1.7	0.54	ug/m3			04/03/24 23:00	1
1,2-Dibromoethane	ND		1.5	0.32	ug/m3			04/03/24 23:00	1
Chlorobenzene	ND		0.92	0.20	ug/m3			04/03/24 23:00	1
Ethylbenzene	**1.0**		0.87	0.30	ug/m3			04/03/24 23:00	1
m,p-Xylene	**3.5**		2.2	0.41	ug/m3			04/03/24 23:00	1
Xylene, o-	**1.4**		0.87	0.27	ug/m3			04/03/24 23:00	1
Xylene (total)	**4.9**		3.0	0.23	ug/m3			04/03/24 23:00	1
Styrene	ND		0.85	0.25	ug/m3			04/03/24 23:00	1
Bromoform	ND		2.1	1.2	ug/m3			04/03/24 23:00	1
Cumene	**0.44**	**J**	0.98	0.20	ug/m3			04/03/24 23:00	1
1,1,2,2-Tetrachloroethane	ND		1.4	0.30	ug/m3			04/03/24 23:00	1
n-Propylbenzene	**0.76**	**J**	0.98	0.23	ug/m3			04/03/24 23:00	1

Client Sample ID: 7E-IA-1-032224

Lab Sample ID: 480-218261-6

Date Collected: 03/22/24 17:14
Matrix: Air
Date Received: 03/27/24 10:45
Sample Container: Summa Canister 6L

Method: EPA TO-15 - Volatile Organic Compounds in Ambient Air (Continued)

Analyte	Result	Qualifier	RL	MDL	Unit	D	Prepared	Analyzed	Dil Fac
4-Ethyltoluene	**0.85**	**J**	0.98	0.24	ug/m3			04/03/24 23:00	1
1,3,5-Trimethylbenzene	**0.81**	**J**	0.98	0.23	ug/m3			04/03/24 23:00	1
2-Chlorotoluene	ND		1.0	0.24	ug/m3			04/03/24 23:00	1
tert-Butylbenzene	ND		1.1	0.26	ug/m3			04/03/24 23:00	1
1,2,4-Trimethylbenzene	**3.3**		0.98	0.39	ug/m3			04/03/24 23:00	1
sec-Butylbenzene	**0.56**	**J**	1.1	0.25	ug/m3			04/03/24 23:00	1
4-Isopropyltoluene	**0.35**	**J**	1.1	0.33	ug/m3			04/03/24 23:00	1
1,3-Dichlorobenzene	ND		1.2	0.44	ug/m3			04/03/24 23:00	1
1,4-Dichlorobenzene	ND		1.2	0.54	ug/m3			04/03/24 23:00	1
Benzyl chloride	ND		1.0	0.46	ug/m3			04/03/24 23:00	1
n-Butylbenzene	ND		1.1	0.60	ug/m3			04/03/24 23:00	1
1,2-Dichlorobenzene	ND		1.2	0.40	ug/m3			04/03/24 23:00	1
1,2,4-Trichlorobenzene	ND		3.7	2.4	ug/m3			04/03/24 23:00	1
Hexachlorobutadiene	ND		2.1	1.2	ug/m3			04/03/24 23:00	1
Naphthalene	ND		2.6	1.6	ug/m3			04/03/24 23:00	1

Client Sample ID: 7E-IA-2-032224

Lab Sample ID: 480-218261-7

Date Collected: 03/22/24 17:07
Matrix: Air
Date Received: 03/27/24 10:45
Sample Container: Summa Canister 6L

Method: EPA TO-15 - Volatile Organic Compounds in Ambient Air

Analyte	Result	Qualifier	RL	MDL	Unit	D	Prepared	Analyzed	Dil Fac
Dichlorodifluoromethane	**1.9**	**J**	2.5	0.54	ug/m3			04/03/24 23:53	1
Freon 22	**1.4**	**J**	1.8	0.42	ug/m3			04/03/24 23:53	1
1,2-Dichlorotetrafluoroethane	ND		1.4	0.34	ug/m3			04/03/24 23:53	1
Chloromethane	**0.85**	**J**	1.0	0.31	ug/m3			04/03/24 23:53	1
n-Butane	**3.6**		1.2	0.48	ug/m3			04/03/24 23:53	1
Vinyl chloride	ND		0.51	0.054	ug/m3			04/03/24 23:53	1
1,3-Butadiene	ND		0.44	0.086	ug/m3			04/03/24 23:53	1
Bromomethane	ND		0.78	0.28	ug/m3			04/03/24 23:53	1
Chloroethane	ND		1.3	0.47	ug/m3			04/03/24 23:53	1
Bromoethene(Vinyl Bromide)	ND		0.87	0.22	ug/m3			04/03/24 23:53	1
Trichlorofluoromethane	**1.1**		1.1	0.28	ug/m3			04/03/24 23:53	1
Freon TF	**0.61**	**J**	1.5	0.41	ug/m3			04/03/24 23:53	1
1,1-Dichloroethene	ND		0.79	0.10	ug/m3			04/03/24 23:53	1
Acetone	**25**		12	3.8	ug/m3			04/03/24 23:53	1
Isopropyl alcohol	**13**		12	3.9	ug/m3			04/03/24 23:53	1
Carbon disulfide	**1.1**	**J**	1.6	0.40	ug/m3			04/03/24 23:53	1
3-Chloropropene	ND		1.6	0.38	ug/m3			04/03/24 23:53	1
Methylene Chloride	**3.7**		1.7	0.63	ug/m3			04/03/24 23:53	1
tert-Butyl alcohol	ND		15	3.6	ug/m3			04/03/24 23:53	1
Methyl tert-butyl ether	ND		0.72	0.13	ug/m3			04/03/24 23:53	1
trans-1,2-Dichloroethene	ND		0.79	0.091	ug/m3			04/03/24 23:53	1
n-Hexane	**1.7**	**J**	1.8	0.39	ug/m3			04/03/24 23:53	1
1,1-Dichloroethane	ND		0.81	0.10	ug/m3			04/03/24 23:53	1
Methyl Ethyl Ketone	**10**		1.5	1.4	ug/m3			04/03/24 23:53	1
cis-1,2-Dichloroethene	**0.98**		0.79	0.083	ug/m3			04/03/24 23:53	1
1,2-Dichloroethene, Total	**0.98**	**J**	1.6	0.083	ug/m3			04/03/24 23:53	1

Client Sample ID: 7E-IA-2-032224

Lab Sample ID: 480-218261-7

Date Collected: 03/22/24 17:07
Matrix: Air
Date Received: 03/27/24 10:45
Sample Container: Summa Canister 6L

Method: EPA TO-15 - Volatile Organic Compounds in Ambient Air (Continued)

Analyte	Result	Qualifier	RL	MDL	Unit	D	Prepared	Analyzed	Dil Fac
Chloroform	ND		0.98	0.20	ug/m3			04/03/24 23:53	1
Tetrahydrofuran	ND		15	3.8	ug/m3			04/03/24 23:53	1
1,1,1-Trichloroethane	ND		1.1	0.24	ug/m3			04/03/24 23:53	1
Cyclohexane	ND		0.69	0.20	ug/m3			04/03/24 23:53	1
Carbon tetrachloride	**0.37**	**J**	1.3	0.14	ug/m3			04/03/24 23:53	1
2,2,4-Trimethylpentane	ND		0.93	0.18	ug/m3			04/03/24 23:53	1
Benzene	**0.65**		0.64	0.14	ug/m3			04/03/24 23:53	1
1,2-Dichloroethane	ND		0.81	0.38	ug/m3			04/03/24 23:53	1
n-Heptane	**0.28**	**J**	0.82	0.23	ug/m3			04/03/24 23:53	1
Trichloroethene	**1.2**		1.1	0.13	ug/m3			04/03/24 23:53	1
Methyl methacrylate	**3.8**		2.0	0.57	ug/m3			04/03/24 23:53	1
1,2-Dichloropropane	ND		0.92	0.43	ug/m3			04/03/24 23:53	1
1,4-Dioxane	ND		18	0.30	ug/m3			04/03/24 23:53	1
Bromodichloromethane	ND		1.3	0.34	ug/m3			04/03/24 23:53	1
cis-1,3-Dichloropropene	ND		0.91	0.20	ug/m3			04/03/24 23:53	1
methyl isobutyl ketone	ND		2.0	0.53	ug/m3			04/03/24 23:53	1
Toluene	**3.8**		0.75	0.23	ug/m3			04/03/24 23:53	1
trans-1,3-Dichloropropene	ND		0.91	0.25	ug/m3			04/03/24 23:53	1
1,1,2-Trichloroethane	ND		1.1	0.40	ug/m3			04/03/24 23:53	1
Tetrachloroethene	**7.6**		1.4	0.14	ug/m3			04/03/24 23:53	1
Methyl Butyl Ketone (2-Hexanone)	ND		2.0	0.61	ug/m3			04/03/24 23:53	1
Dibromochloromethane	ND		1.7	0.54	ug/m3			04/03/24 23:53	1
1,2-Dibromoethane	ND		1.5	0.32	ug/m3			04/03/24 23:53	1
Chlorobenzene	ND		0.92	0.20	ug/m3			04/03/24 23:53	1
Ethylbenzene	**0.37**	**J**	0.87	0.30	ug/m3			04/03/24 23:53	1
m,p-Xylene	**1.3**	**J**	2.2	0.41	ug/m3			04/03/24 23:53	1
Xylene, o-	**0.37**	**J**	0.87	0.27	ug/m3			04/03/24 23:53	1
Xylene (total)	**1.7**	**J**	3.0	0.23	ug/m3			04/03/24 23:53	1
Styrene	ND		0.85	0.25	ug/m3			04/03/24 23:53	1
Bromoform	ND		2.1	1.2	ug/m3			04/03/24 23:53	1
Cumene	ND		0.98	0.20	ug/m3			04/03/24 23:53	1
1,1,2,2-Tetrachloroethane	ND		1.4	0.30	ug/m3			04/03/24 23:53	1
n-Propylbenzene	ND		0.98	0.23	ug/m3			04/03/24 23:53	1
4-Ethyltoluene	ND		0.98	0.24	ug/m3			04/03/24 23:53	1
1,3,5-Trimethylbenzene	ND		0.98	0.23	ug/m3			04/03/24 23:53	1
2-Chlorotoluene	ND		1.0	0.24	ug/m3			04/03/24 23:53	1
tert-Butylbenzene	ND		1.1	0.26	ug/m3			04/03/24 23:53	1
1,2,4-Trimethylbenzene	ND		0.98	0.39	ug/m3			04/03/24 23:53	1
sec-Butylbenzene	ND		1.1	0.25	ug/m3			04/03/24 23:53	1
4-Isopropyltoluene	ND		1.1	0.33	ug/m3			04/03/24 23:53	1
1,3-Dichlorobenzene	ND		1.2	0.44	ug/m3			04/03/24 23:53	1
1,4-Dichlorobenzene	ND		1.2	0.54	ug/m3			04/03/24 23:53	1
Benzyl chloride	ND		1.0	0.46	ug/m3			04/03/24 23:53	1
n-Butylbenzene	ND		1.1	0.60	ug/m3			04/03/24 23:53	1
1,2-Dichlorobenzene	ND		1.2	0.40	ug/m3			04/03/24 23:53	1
1,2,4-Trichlorobenzene	ND		3.7	2.4	ug/m3			04/03/24 23:53	1
Hexachlorobutadiene	ND		2.1	1.2	ug/m3			04/03/24 23:53	1
Naphthalene	ND		2.6	1.6	ug/m3			04/03/24 23:53	1

Client Sample Results

Client: GHD Services Inc.
Project/Site: 12616852, GM-Lockport Air 256042

Job ID: 480-218261-1

Client Sample ID: OA-2-032224

Lab Sample ID: 480-218261-8

Date Collected: 03/22/24 16:46
Matrix: Air
Date Received: 03/27/24 10:45
Sample Container: Summa Canister 6L

Method: EPA TO-15 - Volatile Organic Compounds in Ambient Air

Analyte	Result	Qualifier	RL	MDL	Unit	D	Prepared	Analyzed	Dil Fac
Dichlorodifluoromethane	**2.4**	**J**	2.5	0.54	ug/m3			04/04/24 00:46	1
Freon 22	**1.1**	**J**	1.8	0.42	ug/m3			04/04/24 00:46	1
1,2-Dichlorotetrafluoroethane	ND		1.4	0.34	ug/m3			04/04/24 00:46	1
Chloromethane	**0.84**	**J**	1.0	0.31	ug/m3			04/04/24 00:46	1
n-Butane	ND		1.2	0.48	ug/m3			04/04/24 00:46	1
Vinyl chloride	ND		0.51	0.054	ug/m3			04/04/24 00:46	1
1,3-Butadiene	ND		0.44	0.086	ug/m3			04/04/24 00:46	1
Bromomethane	ND		0.78	0.28	ug/m3			04/04/24 00:46	1
Chloroethane	ND		1.3	0.47	ug/m3			04/04/24 00:46	1
Bromoethene(Vinyl Bromide)	ND		0.87	0.22	ug/m3			04/04/24 00:46	1
Trichlorofluoromethane	**0.99**	**J**	1.1	0.28	ug/m3			04/04/24 00:46	1
Freon TF	**0.42**	**J**	1.5	0.41	ug/m3			04/04/24 00:46	1
1,1-Dichloroethene	ND		0.79	0.10	ug/m3			04/04/24 00:46	1
Acetone	ND		12	3.8	ug/m3			04/04/24 00:46	1
Isopropyl alcohol	ND		12	3.9	ug/m3			04/04/24 00:46	1
Carbon disulfide	ND		1.6	0.40	ug/m3			04/04/24 00:46	1
3-Chloropropene	ND		1.6	0.38	ug/m3			04/04/24 00:46	1
Methylene Chloride	**1.6**	**J**	1.7	0.63	ug/m3			04/04/24 00:46	1
tert-Butyl alcohol	ND		15	3.6	ug/m3			04/04/24 00:46	1
Methyl tert-butyl ether	ND		0.72	0.13	ug/m3			04/04/24 00:46	1
trans-1,2-Dichloroethene	ND		0.79	0.091	ug/m3			04/04/24 00:46	1
n-Hexane	**3.2**		1.8	0.39	ug/m3			04/04/24 00:46	1
1,1-Dichloroethane	ND		0.81	0.10	ug/m3			04/04/24 00:46	1
Methyl Ethyl Ketone	ND		1.5	1.4	ug/m3			04/04/24 00:46	1
cis-1,2-Dichloroethene	ND		0.79	0.083	ug/m3			04/04/24 00:46	1
1,2-Dichloroethene, Total	ND		1.6	0.083	ug/m3			04/04/24 00:46	1
Chloroform	ND		0.98	0.20	ug/m3			04/04/24 00:46	1
Tetrahydrofuran	ND		15	3.8	ug/m3			04/04/24 00:46	1
1,1,1-Trichloroethane	ND		1.1	0.24	ug/m3			04/04/24 00:46	1
Cyclohexane	ND		0.69	0.20	ug/m3			04/04/24 00:46	1
Carbon tetrachloride	**0.36**	**J**	1.3	0.14	ug/m3			04/04/24 00:46	1
2,2,4-Trimethylpentane	ND		0.93	0.18	ug/m3			04/04/24 00:46	1
Benzene	**0.46**	**J**	0.64	0.14	ug/m3			04/04/24 00:46	1
1,2-Dichloroethane	ND		0.81	0.38	ug/m3			04/04/24 00:46	1
n-Heptane	ND		0.82	0.23	ug/m3			04/04/24 00:46	1
Trichloroethene	ND		1.1	0.13	ug/m3			04/04/24 00:46	1
Methyl methacrylate	ND		2.0	0.57	ug/m3			04/04/24 00:46	1
1,2-Dichloropropane	ND		0.92	0.43	ug/m3			04/04/24 00:46	1
1,4-Dioxane	ND		18	0.30	ug/m3			04/04/24 00:46	1
Bromodichloromethane	ND		1.3	0.34	ug/m3			04/04/24 00:46	1
cis-1,3-Dichloropropene	ND		0.91	0.20	ug/m3			04/04/24 00:46	1
methyl isobutyl ketone	ND		2.0	0.53	ug/m3			04/04/24 00:46	1
Toluene	ND		0.75	0.23	ug/m3			04/04/24 00:46	1
trans-1,3-Dichloropropene	ND		0.91	0.25	ug/m3			04/04/24 00:46	1
1,1,2-Trichloroethane	ND		1.1	0.40	ug/m3			04/04/24 00:46	1
Tetrachloroethene	ND		1.4	0.14	ug/m3			04/04/24 00:46	1
Methyl Butyl Ketone (2-Hexanone)	ND		2.0	0.61	ug/m3			04/04/24 00:46	1
Dibromochloromethane	ND		1.7	0.54	ug/m3			04/04/24 00:46	1

Client: GHD Services Inc.
Project/Site: 12616852, GM-Lockport Air 256042

Job ID: 480-218261-1

Client Sample ID: OA-2-032224

Lab Sample ID: 480-218261-8

Date Collected: 03/22/24 16:46
Matrix: Air
Date Received: 03/27/24 10:45
Sample Container: Summa Canister 6L

Method: EPA TO-15 - Volatile Organic Compounds in Ambient Air (Continued)

Analyte	Result	Qualifier	RL	MDL	Unit	D	Prepared	Analyzed	Dil Fac
1,2-Dibromoethane	ND		1.5	0.32	ug/m3			04/04/24 00:46	1
Chlorobenzene	ND		0.92	0.20	ug/m3			04/04/24 00:46	1
Ethylbenzene	ND		0.87	0.30	ug/m3			04/04/24 00:46	1
m,p-Xylene	ND		2.2	0.41	ug/m3			04/04/24 00:46	1
Xylene, o-	ND		0.87	0.27	ug/m3			04/04/24 00:46	1
Xylene (total)	ND		3.0	0.23	ug/m3			04/04/24 00:46	1
Styrene	ND		0.85	0.25	ug/m3			04/04/24 00:46	1
Bromoform	ND		2.1	1.2	ug/m3			04/04/24 00:46	1
Cumene	ND		0.98	0.20	ug/m3			04/04/24 00:46	1
1,1,2,2-Tetrachloroethane	ND		1.4	0.30	ug/m3			04/04/24 00:46	1
n-Propylbenzene	ND		0.98	0.23	ug/m3			04/04/24 00:46	1
4-Ethyltoluene	ND		0.98	0.24	ug/m3			04/04/24 00:46	1
1,3,5-Trimethylbenzene	ND		0.98	0.23	ug/m3			04/04/24 00:46	1
2-Chlorotoluene	ND		1.0	0.24	ug/m3			04/04/24 00:46	1
tert-Butylbenzene	ND		1.1	0.26	ug/m3			04/04/24 00:46	1
1,2,4-Trimethylbenzene	ND		0.98	0.39	ug/m3			04/04/24 00:46	1
sec-Butylbenzene	ND		1.1	0.25	ug/m3			04/04/24 00:46	1
4-Isopropyltoluene	ND		1.1	0.33	ug/m3			04/04/24 00:46	1
1,3-Dichlorobenzene	ND		1.2	0.44	ug/m3			04/04/24 00:46	1
1,4-Dichlorobenzene	ND		1.2	0.54	ug/m3			04/04/24 00:46	1
Benzyl chloride	ND		1.0	0.46	ug/m3			04/04/24 00:46	1
n-Butylbenzene	ND		1.1	0.60	ug/m3			04/04/24 00:46	1
1,2-Dichlorobenzene	ND		1.2	0.40	ug/m3			04/04/24 00:46	1
1,2,4-Trichlorobenzene	ND		3.7	2.4	ug/m3			04/04/24 00:46	1
Hexachlorobutadiene	ND		2.1	1.2	ug/m3			04/04/24 00:46	1
Naphthalene	ND		2.6	1.6	ug/m3			04/04/24 00:46	1

Method: TO-15 - Volatile Organic Compounds in Ambient Air

Lab Sample ID: MB 200-202606/4
Matrix: Air
Analysis Batch: 202606

Client Sample ID: Method Blank
Prep Type: Total/NA

Analyte	MB Result	MB Qualifier	RL	MDL	Unit	D	Prepared	Analyzed	Dil Fac
Dichlorodifluoromethane	ND		2.5	0.54	ug/m3			04/03/24 10:18	1
Freon 22	ND		1.8	0.42	ug/m3			04/03/24 10:18	1
1,2-Dichlorotetrafluoroethane	ND		1.4	0.34	ug/m3			04/03/24 10:18	1
Chloromethane	ND		1.0	0.31	ug/m3			04/03/24 10:18	1
n-Butane	ND		1.2	0.48	ug/m3			04/03/24 10:18	1
Vinyl chloride	ND		0.51	0.054	ug/m3			04/03/24 10:18	1
1,3-Butadiene	ND		0.44	0.086	ug/m3			04/03/24 10:18	1
Bromomethane	ND		0.78	0.28	ug/m3			04/03/24 10:18	1
Chloroethane	ND		1.3	0.47	ug/m3			04/03/24 10:18	1
Bromoethene(Vinyl Bromide)	ND		0.87	0.22	ug/m3			04/03/24 10:18	1
Trichlorofluoromethane	ND		1.1	0.28	ug/m3			04/03/24 10:18	1
Freon TF	ND		1.5	0.41	ug/m3			04/03/24 10:18	1
1,1-Dichloroethene	ND		0.79	0.10	ug/m3			04/03/24 10:18	1
Acetone	ND		12	3.8	ug/m3			04/03/24 10:18	1
Isopropyl alcohol	ND		12	3.9	ug/m3			04/03/24 10:18	1
Carbon disulfide	ND		1.6	0.40	ug/m3			04/03/24 10:18	1
3-Chloropropene	ND		1.6	0.38	ug/m3			04/03/24 10:18	1
Methylene Chloride	ND		1.7	0.63	ug/m3			04/03/24 10:18	1
tert-Butyl alcohol	ND		15	3.6	ug/m3			04/03/24 10:18	1
Methyl tert-butyl ether	ND		0.72	0.13	ug/m3			04/03/24 10:18	1
trans-1,2-Dichloroethene	ND		0.79	0.091	ug/m3			04/03/24 10:18	1
n-Hexane	ND		1.8	0.39	ug/m3			04/03/24 10:18	1
1,1-Dichloroethane	ND		0.81	0.10	ug/m3			04/03/24 10:18	1
Methyl Ethyl Ketone	ND		1.5	1.4	ug/m3			04/03/24 10:18	1
cis-1,2-Dichloroethene	ND		0.79	0.083	ug/m3			04/03/24 10:18	1
1,2-Dichloroethene, Total	ND		1.6	0.083	ug/m3			04/03/24 10:18	1
Chloroform	ND		0.98	0.20	ug/m3			04/03/24 10:18	1
Tetrahydrofuran	ND		15	3.8	ug/m3			04/03/24 10:18	1
1,1,1-Trichloroethane	ND		1.1	0.24	ug/m3			04/03/24 10:18	1
Cyclohexane	ND		0.69	0.20	ug/m3			04/03/24 10:18	1
Carbon tetrachloride	ND		1.3	0.14	ug/m3			04/03/24 10:18	1
2,2,4-Trimethylpentane	ND		0.93	0.18	ug/m3			04/03/24 10:18	1
Benzene	ND		0.64	0.14	ug/m3			04/03/24 10:18	1
1,2-Dichloroethane	ND		0.81	0.38	ug/m3			04/03/24 10:18	1
n-Heptane	ND		0.82	0.23	ug/m3			04/03/24 10:18	1
Trichloroethene	ND		1.1	0.13	ug/m3			04/03/24 10:18	1
Methyl methacrylate	ND		2.0	0.57	ug/m3			04/03/24 10:18	1
1,2-Dichloropropane	ND		0.92	0.43	ug/m3			04/03/24 10:18	1
1,4-Dioxane	ND		18	0.30	ug/m3			04/03/24 10:18	1
Bromodichloromethane	ND		1.3	0.34	ug/m3			04/03/24 10:18	1
cis-1,3-Dichloropropene	ND		0.91	0.20	ug/m3			04/03/24 10:18	1
methyl isobutyl ketone	ND		2.0	0.53	ug/m3			04/03/24 10:18	1
Toluene	ND		0.75	0.23	ug/m3			04/03/24 10:18	1
trans-1,3-Dichloropropene	ND		0.91	0.25	ug/m3			04/03/24 10:18	1
1,1,2-Trichloroethane	ND		1.1	0.40	ug/m3			04/03/24 10:18	1
Tetrachloroethene	ND		1.4	0.14	ug/m3			04/03/24 10:18	1
Methyl Butyl Ketone (2-Hexanone)	ND		2.0	0.61	ug/m3			04/03/24 10:18	1
Dibromochloromethane	ND		1.7	0.54	ug/m3			04/03/24 10:18	1

Method: TO-15 - Volatile Organic Compounds in Ambient Air (Continued)

Lab Sample ID: MB 200-202606/4
Matrix: Air
Analysis Batch: 202606

Client Sample ID: Method Blank
Prep Type: Total/NA

Analyte	MB Result	MB Qualifier	RL	MDL	Unit	D	Prepared	Analyzed	Dil Fac
1,2-Dibromoethane	ND		1.5	0.32	ug/m3			04/03/24 10:18	1
Chlorobenzene	ND		0.92	0.20	ug/m3			04/03/24 10:18	1
Ethylbenzene	ND		0.87	0.30	ug/m3			04/03/24 10:18	1
m,p-Xylene	ND		2.2	0.41	ug/m3			04/03/24 10:18	1
Xylene, o-	ND		0.87	0.27	ug/m3			04/03/24 10:18	1
Xylene (total)	ND		3.0	0.23	ug/m3			04/03/24 10:18	1
Styrene	ND		0.85	0.25	ug/m3			04/03/24 10:18	1
Bromoform	ND		2.1	1.2	ug/m3			04/03/24 10:18	1
Cumene	ND		0.98	0.20	ug/m3			04/03/24 10:18	1
1,1,2,2-Tetrachloroethane	ND		1.4	0.30	ug/m3			04/03/24 10:18	1
n-Propylbenzene	ND		0.98	0.23	ug/m3			04/03/24 10:18	1
4-Ethyltoluene	ND		0.98	0.24	ug/m3			04/03/24 10:18	1
1,3,5-Trimethylbenzene	ND		0.98	0.23	ug/m3			04/03/24 10:18	1
2-Chlorotoluene	ND		1.0	0.24	ug/m3			04/03/24 10:18	1
tert-Butylbenzene	ND		1.1	0.26	ug/m3			04/03/24 10:18	1
1,2,4-Trimethylbenzene	ND		0.98	0.39	ug/m3			04/03/24 10:18	1
sec-Butylbenzene	ND		1.1	0.25	ug/m3			04/03/24 10:18	1
4-Isopropyltoluene	ND		1.1	0.33	ug/m3			04/03/24 10:18	1
1,3-Dichlorobenzene	ND		1.2	0.44	ug/m3			04/03/24 10:18	1
1,4-Dichlorobenzene	ND		1.2	0.54	ug/m3			04/03/24 10:18	1
Benzyl chloride	ND		1.0	0.46	ug/m3			04/03/24 10:18	1
n-Butylbenzene	ND		1.1	0.60	ug/m3			04/03/24 10:18	1
1,2-Dichlorobenzene	ND		1.2	0.40	ug/m3			04/03/24 10:18	1
1,2,4-Trichlorobenzene	ND		3.7	2.4	ug/m3			04/03/24 10:18	1
Hexachlorobutadiene	ND		2.1	1.2	ug/m3			04/03/24 10:18	1
Naphthalene	ND		2.6	1.6	ug/m3			04/03/24 10:18	1

Lab Sample ID: LCS 200-202606/3
Matrix: Air
Analysis Batch: 202606

Client Sample ID: Lab Control Sample
Prep Type: Total/NA

Analyte	Spike Added	LCS Result	LCS Qualifier	Unit	D	%Rec	%Rec Limits
Dichlorodifluoromethane	49.4	46.3		ug/m3		94	61 - 142
Freon 22	35.4	31.2		ug/m3		88	60 - 147
1,2-Dichlorotetrafluoroethane	69.9	66.6		ug/m3		95	71 - 141
Chloromethane	20.6	17.6		ug/m3		85	56 - 141
n-Butane	23.8	19.9		ug/m3		84	53 - 151
Vinyl chloride	25.6	22.4		ug/m3		88	61 - 135
1,3-Butadiene	22.1	19.2		ug/m3		87	58 - 139
Bromomethane	38.8	37.8		ug/m3		97	72 - 124
Chloroethane	26.4	23.3		ug/m3		88	68 - 130
Bromoethene(Vinyl Bromide)	43.7	45.2		ug/m3		103	75 - 125
Trichlorofluoromethane	56.2	53.4		ug/m3		95	70 - 129
Freon TF	76.6	70.5		ug/m3		92	70 - 121
1,1-Dichloroethene	39.6	36.0		ug/m3		91	68 - 120
Acetone	23.7	19.1		ug/m3		81	54 - 154
Isopropyl alcohol	24.6	21.0		ug/m3		86	53 - 142
Carbon disulfide	31.1	28.1		ug/m3		90	71 - 138
3-Chloropropene	31.3	20.7		ug/m3		66	50 - 150

Method: TO-15 - Volatile Organic Compounds in Ambient Air (Continued)

Lab Sample ID: LCS 200-202606/3
Matrix: Air
Analysis Batch: 202606

Client Sample ID: Lab Control Sample
Prep Type: Total/NA

Analyte	Spike Added	LCS Result	LCS Qualifier	Unit	D	%Rec	%Rec Limits
Methylene Chloride	34.7	28.1		ug/m3		81	59 - 137
tert-Butyl alcohol	30.3	25.9		ug/m3		86	66 - 132
Methyl tert-butyl ether	36.0	33.5		ug/m3		93	70 - 127
trans-1,2-Dichloroethene	39.6	33.9		ug/m3		85	69 - 137
n-Hexane	35.2	29.9		ug/m3		85	63 - 138
1,1-Dichloroethane	40.5	34.1		ug/m3		84	66 - 130
Methyl Ethyl Ketone	29.5	27.0		ug/m3		92	72 - 124
cis-1,2-Dichloroethene	39.6	36.4		ug/m3		92	72 - 121
Chloroform	48.8	44.8		ug/m3		92	73 - 124
Tetrahydrofuran	29.5	25.1		ug/m3		85	60 - 149
1,1,1-Trichloroethane	54.6	53.8		ug/m3		99	72 - 127
Cyclohexane	34.4	33.2		ug/m3		96	76 - 124
Carbon tetrachloride	62.9	64.1		ug/m3		102	71 - 133
2,2,4-Trimethylpentane	46.7	41.8		ug/m3		89	68 - 131
Benzene	31.9	30.0		ug/m3		94	73 - 119
1,2-Dichloroethane	40.5	38.1		ug/m3		94	68 - 135
n-Heptane	41.0	34.6		ug/m3		84	60 - 142
Trichloroethene	53.7	52.5		ug/m3		98	73 - 122
Methyl methacrylate	40.9	39.0		ug/m3		95	73 - 129
1,2-Dichloropropane	46.2	41.1		ug/m3		89	69 - 128
1,4-Dioxane	36.0	32.3		ug/m3		90	66 - 129
Bromodichloromethane	67.0	65.7		ug/m3		98	75 - 127
cis-1,3-Dichloropropene	45.4	46.1		ug/m3		102	74 - 125
methyl isobutyl ketone	41.0	35.5		ug/m3		87	58 - 144
Toluene	37.7	35.9		ug/m3		95	75 - 122
trans-1,3-Dichloropropene	45.4	43.6		ug/m3		96	74 - 128
1,1,2-Trichloroethane	54.6	50.6		ug/m3		93	75 - 126
Tetrachloroethene	67.8	69.8		ug/m3		103	70 - 125
Methyl Butyl Ketone (2-Hexanone)	41.0	35.5		ug/m3		87	57 - 143
Dibromochloromethane	85.2	83.0		ug/m3		97	73 - 125
1,2-Dibromoethane	76.8	76.1		ug/m3		99	78 - 122
Chlorobenzene	46.0	45.5		ug/m3		99	76 - 119
Ethylbenzene	43.4	41.7		ug/m3		96	74 - 122
m,p-Xylene	86.8	85.3		ug/m3		98	76 - 121
Xylene, o-	43.4	43.2		ug/m3		100	73 - 123
Styrene	42.6	44.0		ug/m3		103	74 - 125
Bromoform	103	90.6		ug/m3		88	53 - 149
Cumene	49.1	49.7		ug/m3		101	73 - 123
1,1,2,2-Tetrachloroethane	68.6	64.9		ug/m3		95	74 - 126
n-Propylbenzene	49.1	49.4		ug/m3		100	73 - 127
4-Ethyltoluene	49.2	50.8		ug/m3		103	75 - 129
1,3,5-Trimethylbenzene	49.2	49.8		ug/m3		101	72 - 126
2-Chlorotoluene	51.8	54.4		ug/m3		105	74 - 126
tert-Butylbenzene	54.9	57.1		ug/m3		104	71 - 125
1,2,4-Trimethylbenzene	49.2	50.0		ug/m3		102	71 - 129
sec-Butylbenzene	54.9	56.4		ug/m3		103	70 - 128
4-Isopropyltoluene	54.9	56.4		ug/m3		103	68 - 130
1,3-Dichlorobenzene	60.1	63.3		ug/m3		105	69 - 131

Method: TO-15 - Volatile Organic Compounds in Ambient Air (Continued)

Lab Sample ID: LCS 200-202606/3
Matrix: Air
Analysis Batch: 202606

Client Sample ID: Lab Control Sample
Prep Type: Total/NA

Analyte	Spike Added	LCS Result	LCS Qualifier	Unit	D	%Rec	%Rec Limits
1,4-Dichlorobenzene	60.1	64.6		ug/m3		107	67 - 132
Benzyl chloride	51.8	51.8		ug/m3		100	60 - 136
n-Butylbenzene	54.9	54.9		ug/m3		100	65 - 137
1,2-Dichlorobenzene	60.1	63.6		ug/m3		106	68 - 129
1,2,4-Trichlorobenzene	74.2	75.8		ug/m3		102	50 - 150
Hexachlorobutadiene	107	118		ug/m3		110	58 - 130
Naphthalene	52.4	47.4		ug/m3		91	50 - 150

Lab Sample ID: MB 200-202670/5
Matrix: Air
Analysis Batch: 202670

Client Sample ID: Method Blank
Prep Type: Total/NA

Analyte	MB Result	MB Qualifier	RL	MDL	Unit	D	Prepared	Analyzed	Dil Fac
Dichlorodifluoromethane	ND		2.5	0.54	ug/m3			04/04/24 11:13	1
Freon 22	ND		1.8	0.42	ug/m3			04/04/24 11:13	1
1,2-Dichlorotetrafluoroethane	ND		1.4	0.34	ug/m3			04/04/24 11:13	1
Chloromethane	ND		1.0	0.31	ug/m3			04/04/24 11:13	1
n-Butane	ND		1.2	0.48	ug/m3			04/04/24 11:13	1
Vinyl chloride	ND		0.51	0.054	ug/m3			04/04/24 11:13	1
1,3-Butadiene	ND		0.44	0.086	ug/m3			04/04/24 11:13	1
Bromomethane	ND		0.78	0.28	ug/m3			04/04/24 11:13	1
Chloroethane	ND		1.3	0.47	ug/m3			04/04/24 11:13	1
Bromoethene(Vinyl Bromide)	ND		0.87	0.22	ug/m3			04/04/24 11:13	1
Trichlorofluoromethane	ND		1.1	0.28	ug/m3			04/04/24 11:13	1
Freon TF	ND		1.5	0.41	ug/m3			04/04/24 11:13	1
1,1-Dichloroethene	ND		0.79	0.10	ug/m3			04/04/24 11:13	1
Acetone	ND		12	3.8	ug/m3			04/04/24 11:13	1
Isopropyl alcohol	ND		12	3.9	ug/m3			04/04/24 11:13	1
Carbon disulfide	ND		1.6	0.40	ug/m3			04/04/24 11:13	1
3-Chloropropene	ND		1.6	0.38	ug/m3			04/04/24 11:13	1
Methylene Chloride	ND		1.7	0.63	ug/m3			04/04/24 11:13	1
tert-Butyl alcohol	ND		15	3.6	ug/m3			04/04/24 11:13	1
Methyl tert-butyl ether	ND		0.72	0.13	ug/m3			04/04/24 11:13	1
trans-1,2-Dichloroethene	ND		0.79	0.091	ug/m3			04/04/24 11:13	1
n-Hexane	ND		1.8	0.39	ug/m3			04/04/24 11:13	1
1,1-Dichloroethane	ND		0.81	0.10	ug/m3			04/04/24 11:13	1
Methyl Ethyl Ketone	ND		1.5	1.4	ug/m3			04/04/24 11:13	1
cis-1,2-Dichloroethene	ND		0.79	0.083	ug/m3			04/04/24 11:13	1
1,2-Dichloroethene, Total	ND		1.6	0.083	ug/m3			04/04/24 11:13	1
Chloroform	ND		0.98	0.20	ug/m3			04/04/24 11:13	1
Tetrahydrofuran	ND		15	3.8	ug/m3			04/04/24 11:13	1
1,1,1-Trichloroethane	ND		1.1	0.24	ug/m3			04/04/24 11:13	1
Cyclohexane	ND		0.69	0.20	ug/m3			04/04/24 11:13	1
Carbon tetrachloride	ND		1.3	0.14	ug/m3			04/04/24 11:13	1
2,2,4-Trimethylpentane	ND		0.93	0.18	ug/m3			04/04/24 11:13	1
Benzene	ND		0.64	0.14	ug/m3			04/04/24 11:13	1
1,2-Dichloroethane	ND		0.81	0.38	ug/m3			04/04/24 11:13	1
n-Heptane	ND		0.82	0.23	ug/m3			04/04/24 11:13	1
Trichloroethene	ND		1.1	0.13	ug/m3			04/04/24 11:13	1

Method: TO-15 - Volatile Organic Compounds in Ambient Air (Continued)

Lab Sample ID: MB 200-202670/5
Matrix: Air
Analysis Batch: 202670

Client Sample ID: Method Blank
Prep Type: Total/NA

Analyte	MB Result	MB Qualifier	RL	MDL	Unit	D	Prepared	Analyzed	Dil Fac
Methyl methacrylate	ND		2.0	0.57	ug/m3			04/04/24 11:13	1
1,2-Dichloropropane	ND		0.92	0.43	ug/m3			04/04/24 11:13	1
1,4-Dioxane	ND		18	0.30	ug/m3			04/04/24 11:13	1
Bromodichloromethane	ND		1.3	0.34	ug/m3			04/04/24 11:13	1
cis-1,3-Dichloropropene	ND		0.91	0.20	ug/m3			04/04/24 11:13	1
methyl isobutyl ketone	ND		2.0	0.53	ug/m3			04/04/24 11:13	1
Toluene	ND		0.75	0.23	ug/m3			04/04/24 11:13	1
trans-1,3-Dichloropropene	ND		0.91	0.25	ug/m3			04/04/24 11:13	1
1,1,2-Trichloroethane	ND		1.1	0.40	ug/m3			04/04/24 11:13	1
Tetrachloroethene	ND		1.4	0.14	ug/m3			04/04/24 11:13	1
Methyl Butyl Ketone (2-Hexanone)	ND		2.0	0.61	ug/m3			04/04/24 11:13	1
Dibromochloromethane	ND		1.7	0.54	ug/m3			04/04/24 11:13	1
1,2-Dibromoethane	ND		1.5	0.32	ug/m3			04/04/24 11:13	1
Chlorobenzene	ND		0.92	0.20	ug/m3			04/04/24 11:13	1
Ethylbenzene	ND		0.87	0.30	ug/m3			04/04/24 11:13	1
m,p-Xylene	ND		2.2	0.41	ug/m3			04/04/24 11:13	1
Xylene, o-	ND		0.87	0.27	ug/m3			04/04/24 11:13	1
Xylene (total)	ND		3.0	0.23	ug/m3			04/04/24 11:13	1
Styrene	ND		0.85	0.25	ug/m3			04/04/24 11:13	1
Bromoform	ND		2.1	1.2	ug/m3			04/04/24 11:13	1
Cumene	ND		0.98	0.20	ug/m3			04/04/24 11:13	1
1,1,2,2-Tetrachloroethane	ND		1.4	0.30	ug/m3			04/04/24 11:13	1
n-Propylbenzene	ND		0.98	0.23	ug/m3			04/04/24 11:13	1
4-Ethyltoluene	ND		0.98	0.24	ug/m3			04/04/24 11:13	1
1,3,5-Trimethylbenzene	ND		0.98	0.23	ug/m3			04/04/24 11:13	1
2-Chlorotoluene	ND		1.0	0.24	ug/m3			04/04/24 11:13	1
tert-Butylbenzene	ND		1.1	0.26	ug/m3			04/04/24 11:13	1
1,2,4-Trimethylbenzene	ND		0.98	0.39	ug/m3			04/04/24 11:13	1
sec-Butylbenzene	ND		1.1	0.25	ug/m3			04/04/24 11:13	1
4-Isopropyltoluene	ND		1.1	0.33	ug/m3			04/04/24 11:13	1
1,3-Dichlorobenzene	ND		1.2	0.44	ug/m3			04/04/24 11:13	1
1,4-Dichlorobenzene	ND		1.2	0.54	ug/m3			04/04/24 11:13	1
Benzyl chloride	ND		1.0	0.46	ug/m3			04/04/24 11:13	1
n-Butylbenzene	ND		1.1	0.60	ug/m3			04/04/24 11:13	1
1,2-Dichlorobenzene	ND		1.2	0.40	ug/m3			04/04/24 11:13	1
1,2,4-Trichlorobenzene	ND		3.7	2.4	ug/m3			04/04/24 11:13	1
Hexachlorobutadiene	ND		2.1	1.2	ug/m3			04/04/24 11:13	1
Naphthalene	ND		2.6	1.6	ug/m3			04/04/24 11:13	1

Lab Sample ID: LCS 200-202670/4
Matrix: Air
Analysis Batch: 202670

Client Sample ID: Lab Control Sample
Prep Type: Total/NA

Analyte	Spike Added	LCS Result	LCS Qualifier	Unit	D	%Rec	%Rec Limits
Dichlorodifluoromethane	49.4	58.7		ug/m3		119	61 - 142
Freon 22	35.4	44.6		ug/m3		126	60 - 147
1,2-Dichlorotetrafluoroethane	69.9	81.5		ug/m3		117	71 - 141
Chloromethane	20.6	25.1		ug/m3		121	56 - 141
n-Butane	23.8	33.2		ug/m3		140	53 - 151

Method: TO-15 - Volatile Organic Compounds in Ambient Air (Continued)

Lab Sample ID: LCS 200-202670/4
Matrix: Air
Analysis Batch: 202670

Client Sample ID: Lab Control Sample
Prep Type: Total/NA

Analyte	Spike Added	LCS Result	LCS Qualifier	Unit	D	%Rec	%Rec Limits
Vinyl chloride	25.6	30.3		ug/m3		119	61 - 135
1,3-Butadiene	22.1	29.5		ug/m3		134	58 - 139
Bromomethane	38.8	41.6		ug/m3		107	72 - 124
Chloroethane	26.4	28.8		ug/m3		109	68 - 130
Bromoethene(Vinyl Bromide)	43.7	48.3		ug/m3		110	75 - 125
Trichlorofluoromethane	56.2	66.8		ug/m3		119	70 - 129
Freon TF	76.6	81.1		ug/m3		106	70 - 121
1,1-Dichloroethene	39.6	38.6		ug/m3		97	68 - 120
Acetone	23.7	28.5		ug/m3		120	54 - 154
Isopropyl alcohol	24.6	29.1		ug/m3		118	53 - 142
Carbon disulfide	31.1	34.0		ug/m3		109	71 - 138
3-Chloropropene	31.3	30.7		ug/m3		98	50 - 150
Methylene Chloride	34.7	37.0		ug/m3		107	59 - 137
tert-Butyl alcohol	30.3	33.7		ug/m3		111	66 - 132
Methyl tert-butyl ether	36.0	42.0		ug/m3		117	70 - 127
trans-1,2-Dichloroethene	39.6	45.3		ug/m3		114	69 - 137
n-Hexane	35.2	36.8		ug/m3		104	63 - 138
1,1-Dichloroethane	40.5	44.8		ug/m3		111	66 - 130
Methyl Ethyl Ketone	29.5	31.8		ug/m3		108	72 - 124
cis-1,2-Dichloroethene	39.6	38.3		ug/m3		97	72 - 121
Chloroform	48.8	56.4		ug/m3		116	73 - 124
Tetrahydrofuran	29.5	35.0		ug/m3		119	60 - 149
1,1,1-Trichloroethane	54.6	66.6		ug/m3		122	72 - 127
Cyclohexane	34.4	36.6		ug/m3		106	76 - 124
Carbon tetrachloride	62.9	76.7		ug/m3		122	71 - 133
2,2,4-Trimethylpentane	46.7	52.5		ug/m3		112	68 - 131
Benzene	31.9	34.2		ug/m3		107	73 - 119
1,2-Dichloroethane	40.5	53.1		ug/m3		131	68 - 135
n-Heptane	41.0	48.1		ug/m3		117	60 - 142
Trichloroethene	53.7	58.8		ug/m3		109	73 - 122
Methyl methacrylate	40.9	47.0		ug/m3		115	73 - 129
1,2-Dichloropropane	46.2	52.3		ug/m3		113	69 - 128
1,4-Dioxane	36.0	38.8		ug/m3		108	66 - 129
Bromodichloromethane	67.0	81.2		ug/m3		121	75 - 127
cis-1,3-Dichloropropene	45.4	55.7		ug/m3		123	74 - 125
methyl isobutyl ketone	41.0	52.7		ug/m3		129	58 - 144
Toluene	37.7	40.5		ug/m3		107	75 - 122
trans-1,3-Dichloropropene	45.4	55.3		ug/m3		122	74 - 128
1,1,2-Trichloroethane	54.6	61.4		ug/m3		113	75 - 126
Tetrachloroethene	67.8	70.9		ug/m3		105	70 - 125
Methyl Butyl Ketone (2-Hexanone)	41.0	54.1		ug/m3		132	57 - 143
Dibromochloromethane	85.2	90.6		ug/m3		106	73 - 125
1,2-Dibromoethane	76.8	85.6		ug/m3		111	78 - 122
Chlorobenzene	46.0	50.1		ug/m3		109	76 - 119
Ethylbenzene	43.4	49.4		ug/m3		114	74 - 122
m,p-Xylene	86.8	96.6		ug/m3		111	76 - 121
Xylene, o-	43.4	47.9		ug/m3		110	73 - 123
Styrene	42.6	49.0		ug/m3		115	74 - 125

Method: TO-15 - Volatile Organic Compounds in Ambient Air (Continued)

Lab Sample ID: LCS 200-202670/4
Matrix: Air
Analysis Batch: 202670

Client Sample ID: Lab Control Sample
Prep Type: Total/NA

Analyte	Spike Added	LCS Result	LCS Qualifier	Unit	D	%Rec	%Rec Limits
Bromoform	103	90.4		ug/m3		87	53 - 149
Cumene	49.1	56.7		ug/m3		115	73 - 123
1,1,2,2-Tetrachloroethane	68.6	79.1		ug/m3		115	74 - 126
n-Propylbenzene	49.1	59.0		ug/m3		120	73 - 127
4-Ethyltoluene	49.2	58.8		ug/m3		120	75 - 129
1,3,5-Trimethylbenzene	49.2	57.9		ug/m3		118	72 - 126
2-Chlorotoluene	51.8	59.7		ug/m3		115	74 - 126
tert-Butylbenzene	54.9	63.8		ug/m3		116	71 - 125
1,2,4-Trimethylbenzene	49.2	57.8		ug/m3		118	71 - 129
sec-Butylbenzene	54.9	65.8		ug/m3		120	70 - 128
4-Isopropyltoluene	54.9	64.3		ug/m3		117	68 - 130
1,3-Dichlorobenzene	60.1	66.8		ug/m3		111	69 - 131
1,4-Dichlorobenzene	60.1	67.7		ug/m3		113	67 - 132
Benzyl chloride	51.8	68.5		ug/m3		132	60 - 136
n-Butylbenzene	54.9	69.0		ug/m3		126	65 - 137
1,2-Dichlorobenzene	60.1	67.2		ug/m3		112	68 - 129
1,2,4-Trichlorobenzene	74.2	83.6		ug/m3		113	50 - 150
Hexachlorobutadiene	107	121		ug/m3		114	58 - 130
Naphthalene	52.4	57.8		ug/m3		110	50 - 150

QC Association Summary

Client: GHD Services Inc.
Project/Site: 12616852, GM-Lockport Air 256042

Job ID: 480-218261-1

Air - GC/MS VOA

Analysis Batch: 202606

Lab Sample ID	Client Sample ID	Prep Type	Matrix	Method	Prep Batch
480-218261-1	7W-IA-1-032224	Total/NA	Air	TO-15	
480-218261-2	7W-IA-2-032224	Total/NA	Air	TO-15	
480-218261-3	7W-IA-3-032224	Total/NA	Air	TO-15	
480-218261-4	7W-IA-4-032224	Total/NA	Air	TO-15	
480-218261-5	7W-IA-5-032224	Total/NA	Air	TO-15	
480-218261-6	7E-IA-1-032224	Total/NA	Air	TO-15	
480-218261-7	7E-IA-2-032224	Total/NA	Air	TO-15	
480-218261-8	OA-2-032224	Total/NA	Air	TO-15	
MB 200-202606/4	Method Blank	Total/NA	Air	TO-15	
LCS 200-202606/3	Lab Control Sample	Total/NA	Air	TO-15	

Analysis Batch: 202670

Lab Sample ID	Client Sample ID	Prep Type	Matrix	Method	Prep Batch
480-218261-2 - DL	7W-IA-2-032224	Total/NA	Air	TO-15	
480-218261-3 - DL	7W-IA-3-032224	Total/NA	Air	TO-15	
480-218261-4 - DL	7W-IA-4-032224	Total/NA	Air	TO-15	
480-218261-5 - DL	7W-IA-5-032224	Total/NA	Air	TO-15	
MB 200-202670/5	Method Blank	Total/NA	Air	TO-15	
LCS 200-202670/4	Lab Control Sample	Total/NA	Air	TO-15	

Lab Chronicle

Client: GHD Services Inc.
Project/Site: 12616852, GM-Lockport Air 256042

Job ID: 480-218261-1

Client Sample ID: 7W-IA-1-032224 — Lab Sample ID: 480-218261-1

Date Collected: 03/22/24 16:51
Date Received: 03/27/24 10:45
Matrix: Air

Prep Type	Batch Type	Batch Method	Run	Dilution Factor	Batch Number	Analyst	Lab	Prepared or Analyzed
Total/NA	Analysis	TO-15		1	202606	TPB	EET BUR	04/03/24 18:38

Client Sample ID: 7W-IA-2-032224 — Lab Sample ID: 480-218261-2

Date Collected: 03/22/24 16:50
Date Received: 03/27/24 10:45
Matrix: Air

Prep Type	Batch Type	Batch Method	Run	Dilution Factor	Batch Number	Analyst	Lab	Prepared or Analyzed
Total/NA	Analysis	TO-15		1	202606	TPB	EET BUR	04/03/24 19:30
Total/NA	Analysis	TO-15	DL	2	202670	A1B	EET BUR	04/04/24 16:29

Client Sample ID: 7W-IA-3-032224 — Lab Sample ID: 480-218261-3

Date Collected: 03/22/24 17:00
Date Received: 03/27/24 10:45
Matrix: Air

Prep Type	Batch Type	Batch Method	Run	Dilution Factor	Batch Number	Analyst	Lab	Prepared or Analyzed
Total/NA	Analysis	TO-15		1	202606	TPB	EET BUR	04/03/24 20:23
Total/NA	Analysis	TO-15	DL	4	202670	A1B	EET BUR	04/04/24 17:21

Client Sample ID: 7W-IA-4-032224 — Lab Sample ID: 480-218261-4

Date Collected: 03/22/24 17:02
Date Received: 03/27/24 10:45
Matrix: Air

Prep Type	Batch Type	Batch Method	Run	Dilution Factor	Batch Number	Analyst	Lab	Prepared or Analyzed
Total/NA	Analysis	TO-15		1	202606	TPB	EET BUR	04/03/24 21:15
Total/NA	Analysis	TO-15	DL	5	202670	A1B	EET BUR	04/04/24 18:13

Client Sample ID: 7W-IA-5-032224 — Lab Sample ID: 480-218261-5

Date Collected: 03/22/24 14:40
Date Received: 03/27/24 10:45
Matrix: Air

Prep Type	Batch Type	Batch Method	Run	Dilution Factor	Batch Number	Analyst	Lab	Prepared or Analyzed
Total/NA	Analysis	TO-15		1	202606	TPB	EET BUR	04/03/24 22:08
Total/NA	Analysis	TO-15	DL	2.5	202670	A1B	EET BUR	04/04/24 19:06

Client Sample ID: 7E-IA-1-032224 — Lab Sample ID: 480-218261-6

Date Collected: 03/22/24 17:14
Date Received: 03/27/24 10:45
Matrix: Air

Prep Type	Batch Type	Batch Method	Run	Dilution Factor	Batch Number	Analyst	Lab	Prepared or Analyzed
Total/NA	Analysis	TO-15		1	202606	TPB	EET BUR	04/03/24 23:00

Lab Chronicle

Client: GHD Services Inc.
Project/Site: 12616852, GM-Lockport Air 256042

Job ID: 480-218261-1

Client Sample ID: 7E-IA-2-032224

Lab Sample ID: 480-218261-7

Date Collected: 03/22/24 17:07
Matrix: Air
Date Received: 03/27/24 10:45

Prep Type	Batch Type	Batch Method	Run	Dilution Factor	Batch Number	Analyst	Lab	Prepared or Analyzed
Total/NA	Analysis	TO-15		1	202606	TPB	EET BUR	04/03/24 23:53

Client Sample ID: OA-2-032224

Lab Sample ID: 480-218261-8

Date Collected: 03/22/24 16:46
Matrix: Air
Date Received: 03/27/24 10:45

Prep Type	Batch Type	Batch Method	Run	Dilution Factor	Batch Number	Analyst	Lab	Prepared or Analyzed
Total/NA	Analysis	TO-15		1	202606	TPB	EET BUR	04/04/24 00:46

Laboratory References:

EET BUR = Eurofins Burlington, 530 Community Drive, Suite 11, South Burlington, VT 05403, TEL (802)660-1990

Accreditation/Certification Summary

Client: GHD Services Inc.
Project/Site: 12616852, GM-Lockport Air 256042

Job ID: 480-218261-1

Laboratory: Eurofins Burlington

Unless otherwise noted, all analytes for this laboratory were covered under each accreditation/certification below.

Authority	Program	Identification Number	Expiration Date
New York	NELAP	10391	03-31-25

The following analytes are included in this report, but the laboratory is not certified by the governing authority. This list may include analytes for which the agency does not offer certification.

Analysis Method	Prep Method	Matrix	Analyte
TO-15		Air	1,2-Dichloroethene, Total
TO-15		Air	4-Ethyltoluene
TO-15		Air	4-Isopropyltoluene
TO-15		Air	Freon 22
TO-15		Air	Methyl Butyl Ketone (2-Hexanone)
TO-15		Air	n-Butane
TO-15		Air	n-Butylbenzene
TO-15		Air	n-Propylbenzene
TO-15		Air	sec-Butylbenzene
TO-15		Air	tert-Butylbenzene
TO-15		Air	Tetrahydrofuran

Method Summary

Client: GHD Services Inc.
Project/Site: 12616852, GM-Lockport Air 256042

Job ID: 480-218261-1

Method	Method Description	Protocol	Laboratory
TO-15	Volatile Organic Compounds in Ambient Air	EPA	EET BUR

Protocol References:

EPA = US Environmental Protection Agency

Laboratory References:

EET BUR = Eurofins Burlington, 530 Community Drive, Suite 11, South Burlington, VT 05403, TEL (802)660-1990

Sample Summary

Client: GHD Services Inc.
Project/Site: 12616852, GM-Lockport Air 256042

Job ID: 480-218261-1

Lab Sample ID	Client Sample ID	Matrix	Collected	Received	Asset ID
480-218261-1	7W-IA-1-032224	Air	03/22/24 16:51	03/27/24 10:45	Air Canister (6-Liter) #5644
480-218261-2	7W-IA-2-032224	Air	03/22/24 16:50	03/27/24 10:45	Air Canister (6-Liter) #9246
480-218261-3	7W-IA-3-032224	Air	03/22/24 17:00	03/27/24 10:45	Air Canister (6-Liter) #34001356
480-218261-4	7W-IA-4-032224	Air	03/22/24 17:02	03/27/24 10:45	Air Canister (6-Liter) #3209
480-218261-5	7W-IA-5-032224	Air	03/22/24 14:40	03/27/24 10:45	Air Canister (6-Liter) #3525
480-218261-6	7E-IA-1-032224	Air	03/22/24 17:14	03/27/24 10:45	Air Canister (6-Liter) #34002158
480-218261-7	7E-IA-2-032224	Air	03/22/24 17:07	03/27/24 10:45	Air Canister (6-Liter) #4383
480-218261-8	OA-2-032224	Air	03/22/24 16:46	03/27/24 10:45	Air Canister (6-Liter) #4632

Eurofins TestAmerica, Burlington
530 Community Drive
Suite 11
South Burlington, VT 05403-6809
phone 802.660.1990 fax 802.660.1919

Canister Samples Chain of Custody Record

TestAmerica Laboratories, Inc. assumes no liability with respect to the collection and shipment of these samples

480-218261 Chain of Custody

TestAmerica Laboratories, Inc. d/b/a Eurofins TestAmerica

Client Contact Information		Client Project Manager: Thomas Bohlen	Samples Collected By: Morgan Brown	COC No:
Company Name: GZA		Phone:		1 of 1 COCs
Address: 300 Pearl Street, 700 suite		Email: thomas.bohlen@gza.com		TALS Project #:
City/State/Zip Buffalo NY 14202				For Lab Use Only:
Phone: 716 803 5717		Site Contact: Morgan Brown		Walk-in Client:
FAX:		Tel/Fax 716 803 5717		Lab Sampling
Project Name: GM Lockport		Analysis Turnaround Time		
Site/Location		Standard (Specific) X		Job / SDG No.
P O # ~~SSOW~~ SSOW 256012		Rush (Specifiy):		(See below for Add'l Items)

Sample Identification	Sample Start Date	Time Start	Sample End Date	Time Stop	Canister Vacuum in Field, "Hg (Start)	Canister Vacuum in Field, "Hg (Stop)	Flow Controller ID	Canister ID	TO-14/15 (Standard / Low Level)	TO-15 SIM	EPA 3C	EPA 25C	ASTM D-1946	EPA 15/16	Other (Please specify in notes section)	Sample Type	Indoor Air/Ambient Air	Sub-Slab	Soil Gas	Soil Vapor Extraction (SVE)	Landfill Gas	Other (Please specify in notes section)	Sample Specific Notes:
7W-1A-1-032224	3/22/24	0901	3/22/24	1651	29	~~5~~ 5	6112	5644		X							X						
7W-1A-2-032224	|	0903	|	1650	30	5	4046	9246		X							X						
7W-1A-3-032224	|	0908	|	1700	30	5	3954	6263		X							X						
7W-1A-4-032224	|	0913	|	1702	30	5	4053	3209		X							X						
7W-1A-5-032224	|	0917	|	1440	30	5	3743	~~3625~~		X							X						
7E-1A-1 032224	|	0924	|	1714	30	5	3933	3400 2156		X							X						
7E-1A-2-032224	|	0925	|	1707	30	5	6558	4383		X							X						
OA-2-032224	—	0846	—	~~1652~~ 1646	30	5	4745	4632	X														Outdoor Air.

Temperature (Fahrenheit)			
Start	Interior 69	Ambient 21	
Stop	69	27	

Pressure (inches of Hg)			
Start	Interior 30.41	Ambient 30.41	
Stop	30.23	30.23	

Special Instructions/QC Requirements & Comments:

Samples Shipped by: [signature]	Date / Time: 3/22/24 1745	Samples Received by: SM 3/22/24 1745 eurofins
Samples Relinquished by:	Date / Time:	Received by: [signature] ETA BUF 3/27/24 1045
Relinquished by:	Date / Time:	Received by:

Lab Use Only: Shipper Name: Opened by: Condition:

Form No. CA-C-WI-003, Rev. 2.28, dated 1/8/2021

SAMPLE CONTROL
EUROFINS ENVIRONMENT TESTING
40 HAZELWOOD DRIVE

AMHERST, NY 142282223
UNITED STATES US

ACTWGT: 33.75 LB
CAD: 0759273/CAFE3755

BILL RECIPIENT

TO SAMPLE RECEIPT
EUROFINS BURLINGTON
530 COMMUNITY DR
STE 11
SOUTH BURLINGTON VT 054036650
(802) 660-1990
REF: TA SOUTH BURLINGTON

Part # 159469-434 MTW EXP 06/24

FedEx Express

2 of 5
MPS# 0263 7117 9317 1947
Mstr# 7117 9317 1936 0201

TUE - 26 MAR 10:30A
PRIORITY OVERNIGHT

NX BTVA

05403
VT-US BTV

SAMPLE CONTROL
EUROFINS ENVIRONMENT TESTING
10 HAZELWOOD DRIVE

AMHERST, NY 142282223
UNITED STATES US

ACTWGT: 33.75 LB
CAD: 0759273/CAFE3755

BILL RECIPIENT

TO SAMPLE RECEIPT
EUROFINS BURLINGTON
530 COMMUNITY DR
STE 11
SOUTH BURLINGTON VT 054036650
(802) 660-1990
REF: TA SOUTH BURLINGTON

Part # 159469-434 MTW EXP 06/24

FedEx Express

1 of 5
TRK# 0201 7117 9317 1936
MASTER

TUE - 26 MAR 10:30A
PRIORITY OVERNIGHT

NX BTVA

05403
VT-US BTV

EUROFINS ENVIRONMENT TESTING
10 HAZELWOOD DRIVE

AMHERST, NY 142282223
UNITED STATES US

CAD: 0759273/CAFE3755

BILL RECIPIENT

TO SAMPLE RECEIPT
EUROFINS BURLINGTON
530 COMMUNITY DR
STE 11
SOUTH BURLINGTON VT 054036650
(802) 660-1990
REF: TA SOUTH BURLINGTON

FedEx Express

J23302305120 1UV

3 of 5

MPS# 0263 7117 9317 1958

Mstr# 7117 9317 1936 0201

TUE - 26 MAR 10:30A
PRIORITY OVERNIGHT

NX BTVA

05403
VT-US BTV

NITED STATES US

BILL RECIPIENT

SAMPLE RECEIPT
EUROFINS BURLINGTON
530 COMMUNITY DR
STE 11
SOUTH BURLINGTON VT 054036650
(802) 660-1990
REF: TA SOUTH BURLINGTON

FedEx Express

4 of 5

MPS# 0263 7117 9317 1969

Mstr# 7117 9317 1936 0201

TUE - 26 MAR 10:30
PRIORITY OVERNIGH

NX BTVA

0540
VT-US BT

EUROFINS ENVIRONMENT TESTING
10 HAZELWOOD DRIVE

AMHERST, NY 142282223
UNITED STATES US

CAD: 0759273/CAFE3755

BILL RECIPIENT

TO SAMPLE RECEIPT
EUROFINS BURLINGTON
530 COMMUNITY DR
STE 11
SOUTH BURLINGTON VT 054036650
(802) 660-1990
REF: TA SOUTH BURLINGTON

FedEx Express

J23302305120 1UV

5 of 5

MPS# 0263 7117 9317 1970

Mstr# 7117 9317 1936 0201

TUE - 26 MAR 10:30A
PRIORITY OVERNIGHT

NX BTVA

05403
VT-US BTV

Login Sample Receipt Checklist

Client: GHD Services Inc.

Job Number: 480-218261-1

Login Number: 218261
List Number: 1
Creator: Reynolds, Jamie K

List Source: Eurofins Buffalo

Question	Answer	Comment
Radioactivity wasn't checked or is </= background as measured by a survey meter.	N/A	Lab does not accept radioactive samples.
The cooler's custody seal, if present, is intact.	N/A	Not present
Sample custody seals, if present, are intact.	True	
The cooler or samples do not appear to have been compromised or tampered with.	True	
Samples were received on ice.	N/A	Thermal preservation not required.
Cooler Temperature is acceptable.	True	
Cooler Temperature is recorded.	N/A	Thermal preservation not required.
COC is present.	True	
COC is filled out in ink and legible.	True	
COC is filled out with all pertinent information.	True	
Is the Field Sampler's name present on COC?	True	
There are no discrepancies between the containers received and the COC.	True	
Samples are received within Holding Time (excluding tests with immediate HTs)	True	
Sample containers have legible labels.	True	
Containers are not broken or leaking.	True	
Sample collection date/times are provided.	True	
Appropriate sample containers are used.	True	
Sample bottles are completely filled.	N/A	
Sample Preservation Verified.	True	
There is sufficient vol. for all requested analyses, incl. any requested MS/MSDs	True	
Containers requiring zero headspace have no headspace or bubble is <6mm (1/4").	N/A	
Multiphasic samples are not present.	True	
Samples do not require splitting or compositing.	True	
Residual Chlorine Checked.	N/A	

Pre-Shipment Clean Canister Certification Report

Canister Cleaning & Pre-Shipment Leak Test

System ID	Max DF#	# Cycles	Cleaning Start Date/Time		System Start Temp(s):		Technician	Can Size	Certification Type:
Bottom Rack	10	25	2/29/2024	1300	22	22	SML	6 liter	batch

Port	Can ID	Initial[1] (psia)	Final (psia)	Diff.[3]	Final ("Hg)	Initial Reading Gauge:	Date:	Time:	Tech:	Temp:	Final Reading Gauge:	Date:	Time:	Tech:	Temp:
1	3654	-06	-06	Ø	29.7	G26	3/1/24	1251	—	23.0	G26	3/7/24	1330	—	21.0
2	34002146		-06	Ø		G26					G26				
3	2848		-06	Ø		G26					G26				
4	34001295		-06	Ø		G26					G26				
5	34001356	—	-06	Ø		G26	—	—	—	—	G26				
6	3707	-06	-06	Ø		G26	3/7/24	1330	—	21.0	G26				
7	4478	-06	-06	Ø		G26	3/1/24	1251	—	23.0	G26				
8	5104		-06	Ø		G26					G26				
9	34000154		.24	.18		G26					G26				
10	3084		.22	.16		G26					G26				
11	5411		-06	Ø		G26					G26				
12	4451	—	-06	Ø	—	G26	—	—	—	—	G26	—	—	—	—

[1] Batch Certification: The reading is taken on the "batch" canister and this value is used as the initial pressure for all canisters in the batch.

[3] Difference = Final Pressure - Initial Pressure . Acceptance Criteria: (1) The difference must be less than or equal to + 0.25psi. (2) Pressure readings must be at least 24 hours apart.

If time frame was not met, the PM must authorize shipment of canister PM Authorization Date:

NSVI

Clean Canister Certification Analysis & Authorization of Release to Inventory

Test Method: ☐ TO15 Routine ☐ TO15 LL

Can ID	Date	Sequence	Analyst	Inventory Level 1	2	3	4	Secondary Review Limited	Review Date	Review
3707	3/6/24	59311	ADT		XXXXXXX				3/6/24	UTP

Inventory Level 1: Individual Canister Certification (TO15LL 0.01).

Inventory Level 2: Individual or Batch Certification (TO15 0.04 ppbv).

Inventory Level 3: Individual or Batch Certification (TO15 0.2 ppbv).

Inventory Level Limited: Canisters may only be used for certain projects.

Dup Tees/Vac gauges (enter IDs if included):

Comments:

200-72358-A-6
3707
Location: Air-Storage
Bottle: Summa Canister 6L
Sampled: 2/29/2024 12:00 AM 200-1855788

Loc: 200
72358
#6 A
Air-Storag

4/5/2024

Form ID: FAI023:12
Revision Date: 12/18/2018

TestAmerica Burlington

Pre-Shipment Clean Canister Certification Report

Canister Cleaning & Pre-Shipment Leak Test

System ID	Max DF#	# Cycles	Cleaning Start Date/Time		System Start Temp(s):		Technician	Can Size	Certification Type:
Top Rack	10	25	3/1/2024	1321	23	23	SML	6 liter	batch

Port	Can ID	Initial[1] (psia)	Final (psia)	Diff.[3]	Final ("Hg)	Initial Reading Gauge:	Date:	Time:	Tech:	Temp:	Final Reading Gauge:	Date:	Time:	Tech:	Temp:
1	5071	-06	-06	0	29.7	G26	3/2/24	1311	S	22.0	G26	3/7/24	1350	C	21.0
2	3209		-06	0		G26					G26				
3	4383		-06	0		G26					G26				
4	3072		-06	0		G26					G26				
5	4632		-06	0		G26					G26				
6	5651		-06	0		G26					G26				
7	2975	-06	-06	0		G26	3/7/24	1350	C	21.0	G26				
8	5644	-06	-06	0		G26	3/2/24	1311	SML	22.0	G26				
9	5620		-06	0		G26					G26				
10	9246		-06	0		G26					G26				
11	3525		-06	0		G26					G26				
12	34001142		-06	0		G26					G26				

NSVB

[1] Batch Certification: The reading is taken on the "batch" canister and this value is used as the initial pressure for all canisters in the batch.

[3] Difference = Final Pressure - Initial Pressure . Acceptance Criteria: (1) The difference must be less than or equal to + 0.25psi. (2) Pressure readings must be at least 24 hours apart.

If time frame was not met, the PM must authorize shipment of canister **PM Authorization** **Date:**

Clean Canister Certification Analysis & Authorization of Release to Inventory

Test Method: ☐ TO15 Routine ☐ TO15 LL

Can ID	Date	Sequence	Analyst	Inventory Level 1	2	3	4	Secondary Review Limited	Review Date	Review
2975	3/6/24	59312	KPL		XXXXXX				3/6/24	CC

Inventory Level 1: Individual Canister Certification (TO15LL 0.01).

Inventory Level 2: Individual or Batch Certification (TO15 0.04 ppbv).

Inventory Level 3: Individual or Batch Certification (TO15 0.2 ppbv).

Inventory Level Limited: Canisters may only be used for certain projects.

Dup Tees/Vac gauges (enter IDs if included):

Comments:

200-72375-A-7
2975
Location: Air-Storage
Bottle: Summa Canister 6L
Sampled: 3/1/2024 12:00 AM 200-1556138

Loc: 209
72375
#7 A
Air-Storag

Page 50 of 70

4/5/2024

Form ID: FAI023:12
Revision Date: 12/18/2018

TestAmerica Burlington

Pre-Shipment Clean Canister Certification Report

Canister Cleaning & Pre-Shipment Leak Test

System ID	Max DF#	# Cycles	Cleaning Start Date/Time		System Start Temp(s):		Technician	Can Size	Certification Type:
Bottom Rack	10	25	3/1/2024	1321	23	23	SML	6 liter	batch

Port	Can ID	Initial[1] (psia)	Final (psia)	Diff.[3]	Final ("Hg)	Initial Reading Gauge:	Date:	Time:	Tech:	Temp:	Final Reading Gauge:	Date:	Time:	Tech:	Temp:
1	3544	-06	117	.11	29.7	G26	3/2/24	1311	SL	22.0	G26	3/7/24	1417	CL	21.0
2	5105		-06	Ø		G26					G26				
3	3643		-06	Ø		G26					G26				
4	3453		-06	Ø		G26					G26				
5	34002158		-06	Ø		G26					G26				
6	34001181		-06	Ø		G26					G26				
7	4348	-06	-06	Ø		G26	3/2/24	1417	CL	21.0	G26				
8	4086	-06	-06	Ø		G26	3/2/24	1311	SL	22.0	G26				
9	6169		-06	Ø		G26					G26				
10	34000148		-06	Ø		G26					G26				
11	2537		-06	Ø		G26					G26				
12	2863		-06	Ø		G26					G26				

[1] Batch Certification: The reading is taken on the "batch" canister and this value is used as the initial pressure for all canisters in the batch.

[3] Difference = Final Pressure - Initial Pressure . Acceptance Criteria: (1) The difference must be less than or equal to + 0.25psi. (2) Pressure readings must be at least 24 hours apart.

If time frame was not met, the PM must authorize shipment of canister **PM Authorization** **Date:**

Clean Canister Certification Analysis & Authorization of Release to Inventory

Test Method: ☐TO15 Routine ☐ TO15 LL

Can ID	Date	Sequence	Analyst	Inventory Level 1	2	3	4	Secondary Review Limited	Review Date	Reviewer
4348	3/6/24	59312	KPZ		XXXXXX				3/6/24	CC

Inventory Level 1: Individual Canister Certification (TO15LL 0.01).

Inventory Level 2: Individual or Batch Certification (TO15 0.04 ppbv).

Inventory Level 3: Individual or Batch Certification (TO15 0.2 ppbv).

Inventory Level Limited: Canisters may only be used for certain projects.

Dup Tees/Vac gauges (enter IDs if included):

Comments:

Form ID: FAI023:12
Revision Date: 12/18/2018

TestAmerica Burlington

200-72376-A-7
4348
Location: Air-Storage
Bottle: Summa Canister 6L
Sampled: 3/1/2024 12:00 AM 200-1856180

Loc: 200
72376
#7 A
Air-Storag

Page 31 of 70

4/5/2024

FORM I
AIR - GC/MS VOA ORGANICS ANALYSIS DATA SHEET

Lab Name: Eurofins Burlington
Job No.: 200-72358-1
SDG No.:
Client Sample ID: 3707
Lab Sample ID: 200-72358-6
Matrix: Air
Lab File ID: 59311_005.D
Analysis Method: TO-15
Date Collected: 02/29/2024 00:00
Sample wt/vol: 1000(mL)
Date Analyzed: 03/05/2024 10:46
Soil Aliquot Vol:
Dilution Factor: 0.2
Soil Extract Vol.:
GC Column: RTX-624 ID: 0.32(mm)
Purge Volume:
Heated Purge: (Y/N) pH:
% Moisture: % Solids:
Level: (low/med) Low
Analysis Batch No.: 201536
Units: ppb v/v

CAS NO.	COMPOUND NAME	RESULT	Q	RL	MDL
100-41-4	Ethylbenzene	0.040	U	0.040	0.014
100-42-5	Styrene	0.040	U	0.040	0.012
10061-01-5	1,3-Dichloropropene, cis-	0.040	U	0.040	0.0090
10061-02-6	1,3-Dichloropropene, trans-	0.040	U	0.040	0.011
106-46-7	1,4-Dichlorobenzene	0.040	U	0.040	0.018
106-93-4	1,2-Dibromoethane	0.040	U	0.040	0.0084
106-99-0	1,3-Butadiene	0.040	U	0.040	0.0078
107-05-1	Allyl chloride	0.10	U	0.10	0.024
107-06-2	1,2-Dichloroethane	0.040	U	0.040	0.019
108-10-1	Methyl isobutyl ketone (MIBK)	0.10	U	0.10	0.026
108-67-8	1,3,5-Trimethylbenzene	0.040	U	0.040	0.0094
108-88-3	Toluene	0.040	U	0.040	0.012
108-90-7	Chlorobenzene	0.040	U	0.040	0.0088
109-99-9	Tetrahydrofuran	1.0	U	1.0	0.26
110-54-3	Hexane	0.10	U	0.10	0.022
110-82-7	Cyclohexane	0.040	U	0.040	0.012
120-82-1	1,2,4-Trichlorobenzene	0.10	U	0.10	0.066
123-91-1	1,4-Dioxane	0.040	U	0.040	0.016
124-48-1	Dibromochloromethane	0.040	U	0.040	0.013
127-18-4	Tetrachloroethene	0.040	U	0.040	0.0042
142-82-5	n-Heptane	0.040	U	0.040	0.011
156-59-2	1,2-Dichloroethene, cis-	0.040	U	0.040	0.0042
156-60-5	1,2-Dichloroethene, trans-	0.040	U	0.040	0.0046
1634-04-4	Methyl tert-butyl ether	0.040	U	0.040	0.0072
179601-23-1	m,p-Xylene	0.10	U	0.10	0.019
540-84-1	2,2,4-Trimethylpentane	0.040	U	0.040	0.0076
541-73-1	1,3-Dichlorobenzene	0.040	U	0.040	0.015
56-23-5	Carbon tetrachloride	0.040	U	0.040	0.0044
593-60-2	Vinyl bromide	0.040	U	0.040	0.010
622-96-8	4-Ethyltoluene	0.040	U	0.040	0.0098
64-17-5	Ethanol	1.0	U	1.0	0.52
67-63-0	Isopropanol	1.0	U	1.0	0.32
67-64-1	Acetone	1.0	U	1.0	0.32
67-66-3	Chloroform	0.040	U	0.040	0.0082

FORM I
AIR - GC/MS VOA ORGANICS ANALYSIS DATA SHEET

Lab Name: Eurofins Burlington
Job No.: 200-72358-1
SDG No.:
Client Sample ID: 3707
Lab Sample ID: 200-72358-6
Matrix: Air
Lab File ID: 59311_005.D
Analysis Method: TO-15
Date Collected: 02/29/2024 00:00
Sample wt/vol: 1000(mL)
Date Analyzed: 03/05/2024 10:46
Soil Aliquot Vol:
Dilution Factor: 0.2
Soil Extract Vol.:
GC Column: RTX-624 ID: 0.32(mm)
Purge Volume:
Heated Purge: (Y/N) pH:
% Moisture: % Solids:
Level: (low/med) Low
Analysis Batch No.: 201536
Units: ppb v/v

CAS NO.	COMPOUND NAME	RESULT	Q	RL	MDL
71-43-2	Benzene	0.040	U	0.040	0.0088
71-55-6	1,1,1-Trichloroethane	0.040	U	0.040	0.0088
74-83-9	Bromomethane	0.040	U	0.040	0.014
74-87-3	Chloromethane	0.10	U	0.10	0.030
75-00-3	Chloroethane	0.10	U	0.10	0.036
75-01-4	Vinyl chloride	0.040	U	0.040	0.0042
75-09-2	Methylene Chloride	0.10	U	0.10	0.036
75-15-0	Carbon disulfide	0.10	U	0.10	0.026
75-25-2	Bromoform	0.040	U	0.040	0.024
75-27-4	Bromodichloromethane	0.040	U	0.040	0.010
75-34-3	1,1-Dichloroethane	0.040	U	0.040	0.0050
75-35-4	1,1-Dichloroethene	0.040	U	0.040	0.0052
75-65-0	tert-Butyl alcohol	1.0	U	1.0	0.24
75-69-4	Trichlorofluoromethane	0.040	U	0.040	0.010
75-71-8	Dichlorodifluoromethane	0.10	U	0.10	0.022
76-13-1	1,1,2-Trichloro-1,2,2-trifluoroethane	0.040	U	0.040	0.011
76-14-2	1,2-Dichlorotetrafluoroethane	0.040	U	0.040	0.0096
78-87-5	1,2-Dichloropropane	0.040	U	0.040	0.019
78-93-3	Methyl ethyl ketone (MEK)	0.10	U	0.10	0.098
79-00-5	1,1,2-Trichloroethane	0.040	U	0.040	0.015
79-01-6	Trichloroethene	0.040	U	0.040	0.0050
79-34-5	1,1,2,2-Tetrachloroethane	0.040	U	0.040	0.0086
80-62-6	Methyl methacrylate	0.10	U	0.10	0.028
87-68-3	Hexachlorobutadiene	0.040	U	0.040	0.022
91-20-3	Naphthalene	0.10	U	0.10	0.060
95-47-6	Xylene, o-	0.040	U	0.040	0.013
95-49-8	2-Chlorotoluene	0.040	U	0.040	0.0092
95-50-1	1,2-Dichlorobenzene	0.040	U	0.040	0.013
95-63-6	1,2,4-Trimethylbenzene	0.040	U	0.040	0.016
591-78-6	2-Hexanone	0.10	U	0.10	0.030

Eurofins Burlington
Target Compound Quantitation Report

Data File: \\chromfs\Burlington\ChromData\CHAN.i\20240305-59311.b\59311_005.D
Lims ID: 200-72358-A-6
Client ID: 3707
Sample Type: Client
Inject. Date: 05-Mar-2024 10:46:56 ALS Bottle#: 0 Worklist Smp#: 5
Purge Vol: 200.000 mL Dil. Factor: 0.2000
Sample Info: 200-0059311-005
Misc. Info.: 72358-6
Operator ID: wrd Instrument ID: CHAN.i

Method: \\chromfs\Burlington\ChromData\CHAN.i\20240305-59311.b\TO15_TO3_Master_Method_AN.m
Limit Group: AI_TO15_ICAL
Last Update: 05-Mar-2024 13:24:36 Calib Date: 15-Feb-2024 23:57:24
Integrator: RTE ID Type: Deconvolution ID
Quant Method: Internal Standard Quant By: Initial Calibration
Last ICal File: \\chromfs\Burlington\ChromData\CHAN.i\20240215-59096.b\59096_013.D

Column 1 : RTX-624 (0.32 mm) Det: MS SCAN
Process Host: CTX1618

First Level Reviewer: BKZ7 Date: 05-Mar-2024 13:24:36

Compound	Sig	RT (min.)	Adj RT (min.)	Dlt RT (min.)	Q	Response	OnCol Amt ppb v/v	Flags
2 Dichlorodifluoromethane	85		4.481				ND	
4 1,2-Dichloro-1,1,2,2-tetrafluoro	85		4.850				ND	
5 Chloromethane	50		4.973				ND	7
6 Vinyl chloride	62		5.273				ND	
8 Butadiene	54		5.391				ND	
9 Bromomethane	94		6.113				ND	
10 Chloroethane	64		6.391				ND	
13 Vinyl bromide	106		6.814				ND	
14 Trichlorofluoromethane	101		6.974				ND	
16 Ethanol	45		7.359				ND	
20 1,1-Dichloroethene	96		8.039				ND	
21 1,1,2-Trichloro-1,2,2-trifluoroe	101		8.076				ND	
22 Acetone	43		8.119				ND	7
23 Isopropyl alcohol	45		8.419				ND	
24 Carbon disulfide	76		8.440				ND	7
26 3-Chloro-1-propene	41		8.734				ND	
27 Methylene Chloride	49		8.970				ND	7
28 2-Methyl-2-propanol	59		9.184				ND	
30 trans-1,2-Dichloroethene	61		9.462				ND	
31 Methyl tert-butyl ether	73		9.467				ND	
32 Hexane	57		9.976				ND	
33 1,1-Dichloroethane	63		10.238				ND	
36 2-Butanone (MEK)	72		11.211				ND	
37 cis-1,2-Dichloroethene	96		11.238				ND	
* 39 Chlorobromomethane	128	11.645	11.645	0.000	94	161797	10.0	
40 Tetrahydrofuran	42		11.682				ND	
41 Chloroform	83		11.827				ND	
42 1,1,1-Trichloroethane	97		12.131				ND	
43 Cyclohexane	84		12.265				ND	
44 Carbon tetrachloride	117		12.404				ND	
45 Benzene	78		12.752				ND	7

Compound	Sig	RT (min.)	Adj RT (min.)	Dlt RT (min.)	Q	Response	OnCol Amt ppb v/v	Flags
46 1,2-Dichloroethane	62		12.832				ND	
47 Isooctane	57		12.966				ND	
48 n-Heptane	43		13.271				ND	7
* 49 1,4-Difluorobenzene	114	13.485	13.490	-0.005	97	824408	10.0	
51 Trichloroethene	95		13.918				ND	
53 1,2-Dichloropropane	63		14.384				ND	
54 Methyl methacrylate	69		14.464				ND	
55 1,4-Dioxane	88		14.501				ND	
58 Dichlorobromomethane	83		14.849				ND	
59 cis-1,3-Dichloropropene	75		15.646				ND	
61 4-Methyl-2-pentanone (MIBK)	43		15.908				ND	
62 Toluene	92		16.288				ND	7
66 trans-1,3-Dichloropropene	75		16.700				ND	
67 1,1,2-Trichloroethane	83		17.075				ND	
68 Tetrachloroethene	166		17.273				ND	
69 2-Hexanone	43		17.487				ND	
70 Chlorodibromomethane	129		17.813				ND	
71 Ethylene Dibromide	107		18.054				ND	
* 73 Chlorobenzene-d5	117	18.963	18.963	0.000	93	722530	10.0	
74 Chlorobenzene	112		19.022				ND	
75 Ethylbenzene	91		19.209				ND	MU
76 m-Xylene & p-Xylene	106		19.471				ND	
78 o-Xylene	106		20.242				ND	
79 Styrene	104		20.279				ND	
81 Bromoform	173		20.616				ND	
83 1,1,2,2-Tetrachloroethane	83		21.435				ND	7
86 2-Chlorotoluene	91		21.772				ND	
87 4-Ethyltoluene	105		21.815				ND	
88 1,3,5-Trimethylbenzene	105		21.911				ND	
92 1,2,4-Trimethylbenzene	105		22.473				ND	
94 1,3-Dichlorobenzene	146		22.879				ND	7
96 1,4-Dichlorobenzene	146		23.018				ND	7
99 1,2-Dichlorobenzene	146		23.516				ND	
102 1,2,4-Trichlorobenzene	180		25.982				ND	
103 Hexachlorobutadiene	225		26.228				ND	
104 Naphthalene	128		26.469				ND	7

QC Flag Legend

Processing Flags

7 - Failed Limit of Detection

Review Flags

U - Marked Undetected

Reagents:

ATTO15CISs_00012 Amount Added: 20.00 Units: mL Run Reagent

Report Date: 05-Mar-2024 13:24:36 Chrom Revision: 2.3 23-Feb-2024 16:51:14

Eurofins Burlington

Data File:	\\chromfs\Burlington\ChromData\CHAN.i\20240305-59311.b\59311_005.D				
Injection Date:	05-Mar-2024 10:46:56	Instrument ID:	CHAN.i	Operator ID:	wrd
Lims ID:	200-72358-A-6	Lab Sample ID:	200-72358-6	Worklist Smp#:	5
Client ID:	3707				
Purge Vol:	200.000 mL	Dil. Factor:	0.2000	ALS Bottle#:	0
Method:	TO15_TO3_Master_Method_AN	Limit Group:	AI_TO15_ICAL		

Column: RTX-624 (0.32 mm) Y Scaling: Method Defined: Scale to the Nth Largest Target: 1

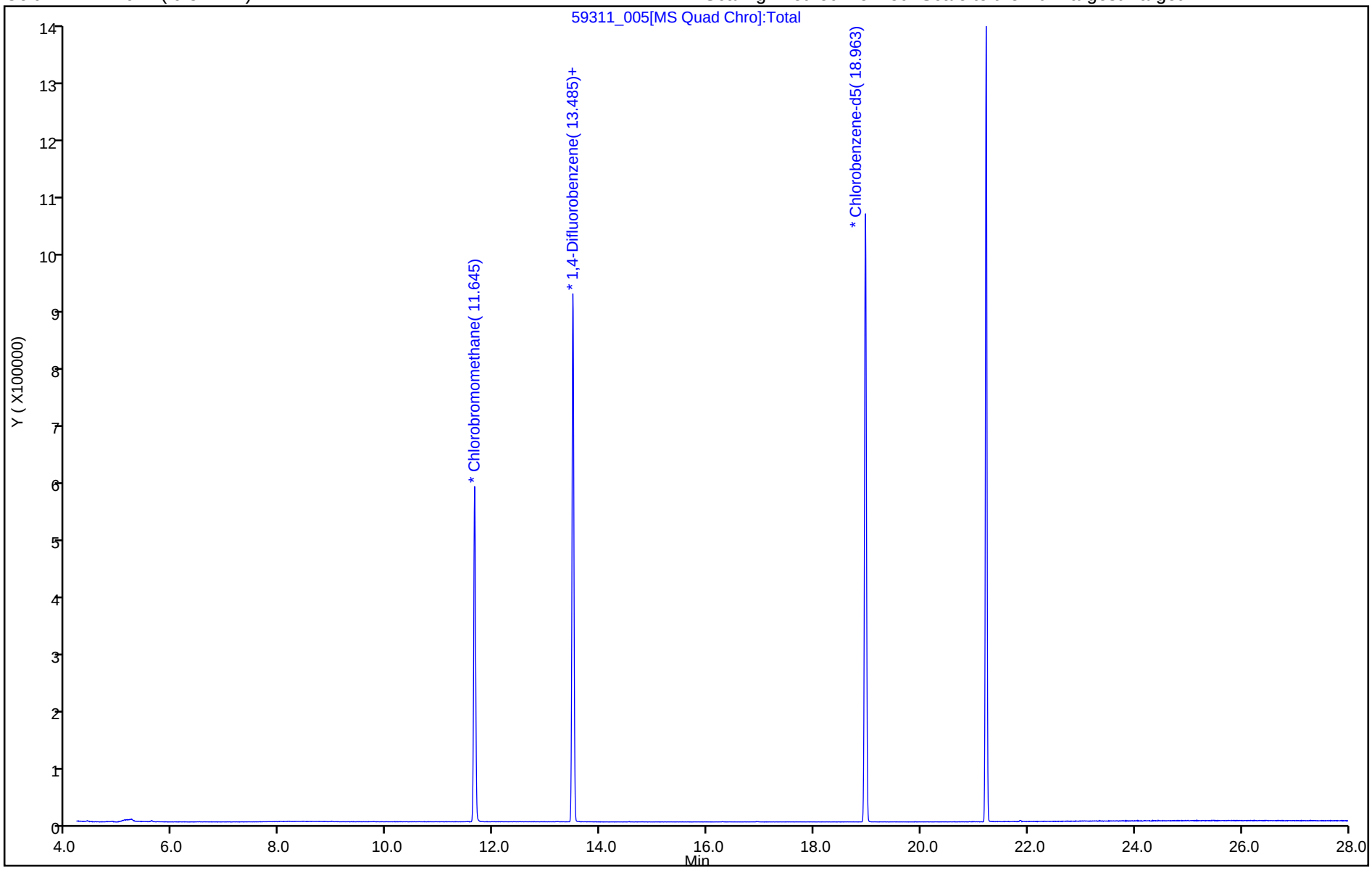

User Disabled Compound Report

Eurofins Burlington

Data File:	\\chromfs\Burlington\ChromData\CHAN.i\20240305-59311.b\59311_005.D				
Injection Date:	05-Mar-2024 10:46:56	Instrument ID:	CHAN.i		
Lims ID:	200-72358-A-6	Lab Sample ID:	200-72358-6		
Client ID:	3707				
Operator ID:	wrd	ALS Bottle#:	0	Worklist Smp#:	5
Purge Vol:	200.000 mL	Dil. Factor:	0.2000		
Method:	TO15_TO3_Master_Method_AN	Limit Group:	AI_TO15_ICAL		
Column:	RTX-624 (0.32 mm)	Detector	MS SCAN		

75 Ethylbenzene, CAS: 100-41-4

Processing Results

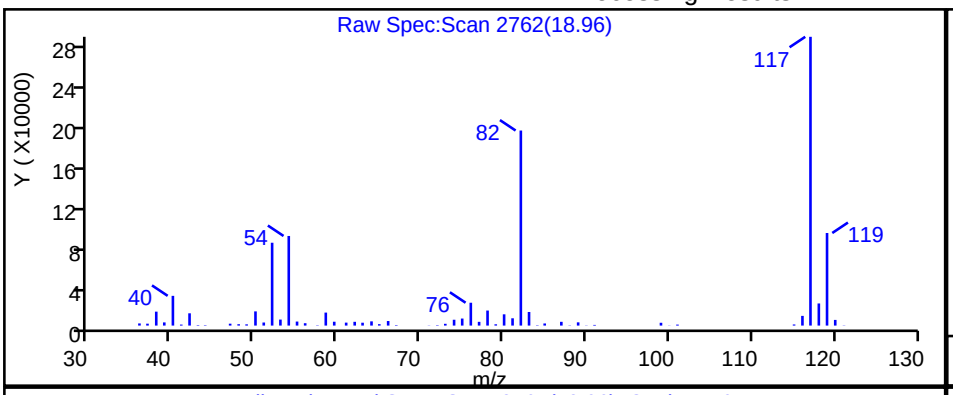

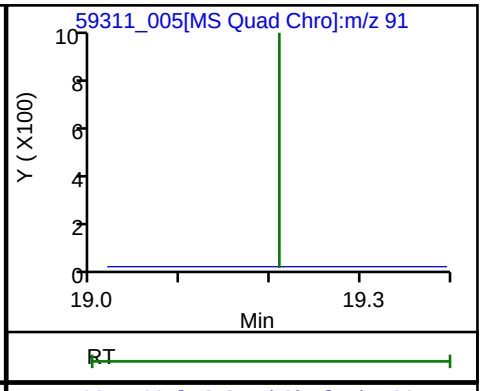

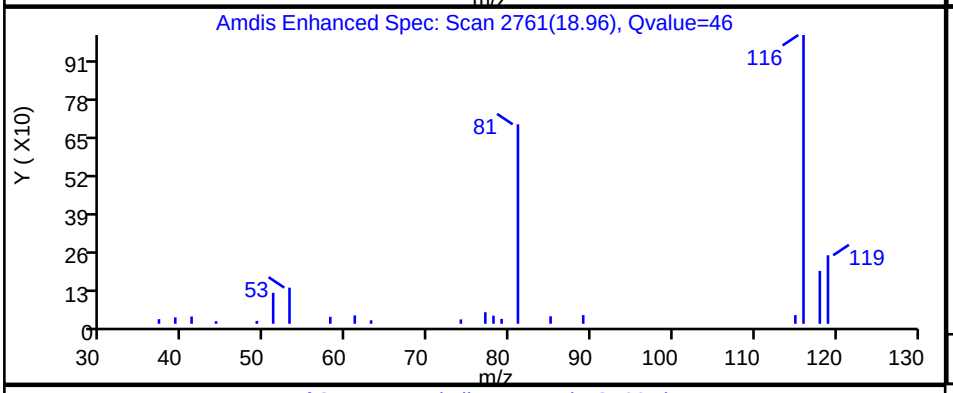

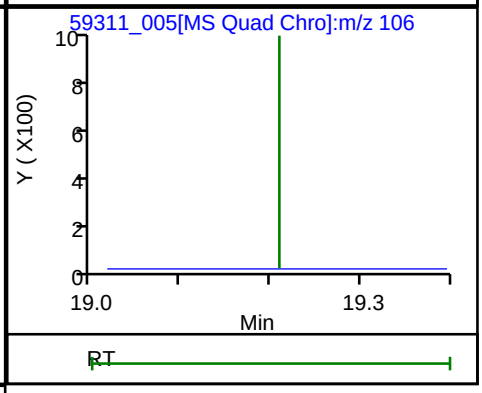

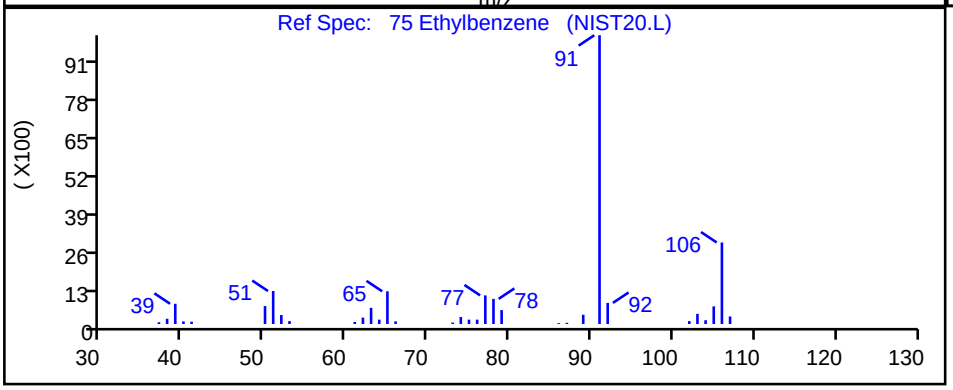

RT	Mass	Response	Amount
18.96	91.00	1635	0.011670
19.21	106.00	0	

Reviewer: BKZ7, 05-Mar-2024 13:24:18 -05:00:00 (UTC)

Audit Action: Marked Compound Undetected Audit Reason: Invalid Compound ID

FORM I
AIR - GC/MS VOA ORGANICS ANALYSIS DATA SHEET

Lab Name: Eurofins Burlington
Job No.: 200-72375-1
SDG No.:
Client Sample ID: 2975
Lab Sample ID: 200-72375-7
Matrix: Air
Lab File ID: 59312_006.D
Analysis Method: TO-15
Date Collected: 03/01/2024 00:00
Sample wt/vol: 1000(mL)
Date Analyzed: 03/05/2024 11:46
Soil Aliquot Vol:
Dilution Factor: 0.2
Soil Extract Vol.:
GC Column: RTX-624 ID: 0.32(mm)
Purge Volume:
Heated Purge: (Y/N) pH:
% Moisture: % Solids:
Level: (low/med) Low
Analysis Batch No.: 201537
Units: ppb v/v

CAS NO.	COMPOUND NAME	RESULT	Q	RL	MDL
100-41-4	Ethylbenzene	0.040	U	0.040	0.014
100-42-5	Styrene	0.040	U	0.040	0.012
10061-01-5	1,3-Dichloropropene, cis-	0.040	U	0.040	0.0090
10061-02-6	1,3-Dichloropropene, trans-	0.040	U	0.040	0.011
106-46-7	1,4-Dichlorobenzene	0.040	U	0.040	0.018
106-93-4	1,2-Dibromoethane	0.040	U	0.040	0.0084
106-99-0	1,3-Butadiene	0.040	U	0.040	0.0078
107-05-1	Allyl chloride	0.10	U	0.10	0.024
107-06-2	1,2-Dichloroethane	0.040	U	0.040	0.019
108-10-1	Methyl isobutyl ketone (MIBK)	0.10	U	0.10	0.026
108-67-8	1,3,5-Trimethylbenzene	0.040	U	0.040	0.0094
108-88-3	Toluene	0.040	U	0.040	0.012
108-90-7	Chlorobenzene	0.040	U	0.040	0.0088
109-99-9	Tetrahydrofuran	1.0	U	1.0	0.26
110-54-3	Hexane	0.10	U	0.10	0.022
110-82-7	Cyclohexane	0.040	U	0.040	0.012
120-82-1	1,2,4-Trichlorobenzene	0.10	U	0.10	0.066
123-91-1	1,4-Dioxane	0.040	U	0.040	0.016
124-48-1	Dibromochloromethane	0.040	U	0.040	0.013
127-18-4	Tetrachloroethene	0.040	U	0.040	0.0042
142-82-5	n-Heptane	0.040	U	0.040	0.011
156-59-2	1,2-Dichloroethene, cis-	0.040	U	0.040	0.0042
156-60-5	1,2-Dichloroethene, trans-	0.040	U	0.040	0.0046
1634-04-4	Methyl tert-butyl ether	0.040	U	0.040	0.0072
179601-23-1	m,p-Xylene	0.10	U	0.10	0.019
540-84-1	2,2,4-Trimethylpentane	0.040	U	0.040	0.0076
541-73-1	1,3-Dichlorobenzene	0.040	U	0.040	0.015
56-23-5	Carbon tetrachloride	0.040	U	0.040	0.0044
593-60-2	Vinyl bromide	0.040	U	0.040	0.010
622-96-8	4-Ethyltoluene	0.040	U	0.040	0.0098
64-17-5	Ethanol	1.0	U	1.0	0.52
67-63-0	Isopropanol	1.0	U	1.0	0.32
67-64-1	Acetone	1.0	U	1.0	0.32
67-66-3	Chloroform	0.040	U	0.040	0.0082

FORM I
AIR - GC/MS VOA ORGANICS ANALYSIS DATA SHEET

Lab Name: Eurofins Burlington | Job No.: 200-72375-1

SDG No.:

Client Sample ID: 2975 | Lab Sample ID: 200-72375-7

Matrix: Air | Lab File ID: 59312_006.D

Analysis Method: TO-15 | Date Collected: 03/01/2024 00:00

Sample wt/vol: 1000(mL) | Date Analyzed: 03/05/2024 11:46

Soil Aliquot Vol: | Dilution Factor: 0.2

Soil Extract Vol.: | GC Column: RTX-624 ID: 0.32(mm)

Purge Volume: | Heated Purge: (Y/N) pH:

% Moisture: % Solids: | Level: (low/med) Low

Analysis Batch No.: 201537 | Units: ppb v/v

CAS NO.	COMPOUND NAME	RESULT	Q	RL	MDL
71-43-2	Benzene	0.040	U	0.040	0.0088
71-55-6	1,1,1-Trichloroethane	0.040	U	0.040	0.0088
74-83-9	Bromomethane	0.040	U	0.040	0.014
74-87-3	Chloromethane	0.10	U	0.10	0.030
75-00-3	Chloroethane	0.10	U	0.10	0.036
75-01-4	Vinyl chloride	0.040	U	0.040	0.0042
75-09-2	Methylene Chloride	0.10	U	0.10	0.036
75-15-0	Carbon disulfide	0.10	U	0.10	0.026
75-25-2	Bromoform	0.040	U	0.040	0.024
75-27-4	Bromodichloromethane	0.040	U	0.040	0.010
75-34-3	1,1-Dichloroethane	0.040	U	0.040	0.0050
75-35-4	1,1-Dichloroethene	0.040	U	0.040	0.0052
75-65-0	tert-Butyl alcohol	1.0	U	1.0	0.24
75-69-4	Trichlorofluoromethane	0.040	U	0.040	0.010
75-71-8	Dichlorodifluoromethane	0.10	U	0.10	0.022
76-13-1	1,1,2-Trichloro-1,2,2-trifluoroethane	0.040	U	0.040	0.011
76-14-2	1,2-Dichlorotetrafluoroethane	0.040	U	0.040	0.0096
78-87-5	1,2-Dichloropropane	0.040	U	0.040	0.019
78-93-3	Methyl ethyl ketone (MEK)	0.10	U	0.10	0.098
79-00-5	1,1,2-Trichloroethane	0.040	U	0.040	0.015
79-01-6	Trichloroethene	0.040	U	0.040	0.0050
79-34-5	1,1,2,2-Tetrachloroethane	0.040	U	0.040	0.0086
80-62-6	Methyl methacrylate	0.10	U	0.10	0.028
87-68-3	Hexachlorobutadiene	0.040	U	0.040	0.022
91-20-3	Naphthalene	0.10	U	0.10	0.060
95-47-6	Xylene, o-	0.040	U	0.040	0.013
95-49-8	2-Chlorotoluene	0.040	U	0.040	0.0092
95-50-1	1,2-Dichlorobenzene	0.040	U	0.040	0.013
95-63-6	1,2,4-Trimethylbenzene	0.040	U	0.040	0.016
591-78-6	2-Hexanone	0.10	U	0.10	0.030

Eurofins Burlington
Target Compound Quantitation Report

Data File: \\chromfs\Burlington\ChromData\CHAM.i\20240305-59312.b\59312_006.D
Lims ID: 200-72375-A-7
Client ID: 2975
Sample Type: Client
Inject. Date: 05-Mar-2024 11:46:23 ALS Bottle#: 0 Worklist Smp#: 6
Purge Vol: 200.000 mL Dil. Factor: 0.2000
Sample Info: 200-0059312-006
Misc. Info.: 72375-7
Operator ID: vtp Instrument ID: CHAM.i

Method: \\chromfs\Burlington\ChromData\CHAM.i\20240305-59312.b\TO15_TO3_Master_Method_AM1.m
Limit Group: AI_TO15_ICAL
Last Update: 06-Mar-2024 09:54:06 Calib Date: 22-Feb-2024 22:46:40
Integrator: RTE ID Type: Deconvolution ID
Quant Method: Internal Standard Quant By: Initial Calibration
Last ICal File: \\chromfs\Burlington\ChromData\CHAM.i\20240222-59177.b\59177_013.D

Column 1 : RTX-624 (0.32 mm) Det: MS SCAN
Process Host: CTX1683

First Level Reviewer: YWL8 Date: 06-Mar-2024 09:56:51

Compound	Sig	RT (min.)	Adj RT (min.)	Dlt RT (min.)	Q	Response	OnCol Amt ppb v/v	Flags
2 Dichlorodifluoromethane	85		4.417				ND	
4 1,2-Dichloro-1,1,2,2-tetrafluoro	85		4.792				ND	
5 Chloromethane	50		4.915				ND	
6 Vinyl chloride	62		5.225				ND	
8 Butadiene	54		5.337				ND	
9 Bromomethane	94		6.086				ND	
10 Chloroethane	64		6.365				ND	
13 Vinyl bromide	106		6.798				ND	
14 Trichlorofluoromethane	101		6.953				ND	
16 Ethanol	45		7.370				ND	7
20 1,1-Dichloroethene	96		8.039				ND	
21 1,1,2-Trichloro-1,2,2-trifluoroe	101		8.077				ND	
22 Acetone	43		8.141				ND	7
24 Carbon disulfide	76	8.451	8.449	0.005	94	2844	0.0226	
23 Isopropyl alcohol	45		8.446				ND	
26 3-Chloro-1-propene	41		8.751				ND	
27 Methylene Chloride	49		8.997				ND	7
28 2-Methyl-2-propanol	59		9.232				ND	
30 trans-1,2-Dichloroethene	61		9.489				ND	
31 Methyl tert-butyl ether	73		9.494				ND	
32 Hexane	57		9.997				ND	
33 1,1-Dichloroethane	63		10.275				ND	
36 2-Butanone (MEK)	72		11.270				ND	
37 cis-1,2-Dichloroethene	96		11.292				ND	
* 39 Chlorobromomethane	128	11.703	11.704	-0.001	87	296609	10.0	
40 Tetrahydrofuran	42		11.741				ND	
41 Chloroform	83		11.886				ND	
42 1,1,1-Trichloroethane	97		12.185				ND	
43 Cyclohexane	84		12.314				ND	
44 Carbon tetrachloride	117		12.453				ND	
45 Benzene	78		12.816				ND	7

Compound	Sig	RT (min.)	Adj RT (min.)	Dlt RT (min.)	Q	Response	OnCol Amt ppb v/v	Flags
46 1,2-Dichloroethane	62		12.902				ND	
47 Isooctane	57		13.020				ND	
48 n-Heptane	43		13.325				ND	
* 49 1,4-Difluorobenzene	114	13.560	13.560	0.000	94	1437790	10.0	
51 Trichloroethene	95		13.988				ND	
53 1,2-Dichloropropane	63		14.459				ND	
54 Methyl methacrylate	69		14.544				ND	
55 1,4-Dioxane	88		14.593				ND	
58 Dichlorobromomethane	83		14.930				ND	
59 cis-1,3-Dichloropropene	75		15.737				ND	
61 4-Methyl-2-pentanone (MIBK)	43		16.005				ND	
62 Toluene	92		16.369				ND	
66 trans-1,3-Dichloropropene	75		16.797				ND	
67 1,1,2-Trichloroethane	83		17.177				ND	
68 Tetrachloroethene	166		17.353				ND	
69 2-Hexanone	43		17.588				ND	
70 Chlorodibromomethane	129		17.915				ND	
71 Ethylene Dibromide	107		18.150				ND	
* 73 Chlorobenzene-d5	117	19.065	19.060	0.005	85	1268024	10.0	
74 Chlorobenzene	112		19.124				ND	
75 Ethylbenzene	91		19.306				ND	
76 m-Xylene & p-Xylene	106		19.568				ND	
78 o-Xylene	106		20.338				ND	
79 Styrene	104		20.370				ND	
81 Bromoform	173		20.713				ND	
83 1,1,2,2-Tetrachloroethane	83		21.526				ND	7
86 2-Chlorotoluene	91		21.852				ND	7
87 4-Ethyltoluene	105		21.895				ND	7
88 1,3,5-Trimethylbenzene	105		21.986				ND	7
92 1,2,4-Trimethylbenzene	105		22.548				ND	7
94 1,3-Dichlorobenzene	146		22.960				ND	7
96 1,4-Dichlorobenzene	146		23.093				ND	7
99 1,2-Dichlorobenzene	146		23.602				ND	7
102 1,2,4-Trichlorobenzene	180		26.105				ND	
103 Hexachlorobutadiene	225		26.351				ND	
104 Naphthalene	128		26.608				ND	

QC Flag Legend

Processing Flags

7 - Failed Limit of Detection

Reagents:

ATTO15AHISs_00003 Amount Added: 20.00 Units: mL Run Reagent

Report Date: 06-Mar-2024 09:56:51 Chrom Revision: 2.3 23-Feb-2024 16:51:14

Eurofins Burlington

Data File:	\\chromfs\Burlington\ChromData\CHAM.i\20240305-59312.b\59312_006.D				
Injection Date:	05-Mar-2024 11:46:23	Instrument ID:	CHAM.i	Operator ID:	vtp
Lims ID:	200-72375-A-7	Lab Sample ID:	200-72375-7	Worklist Smp#:	6
Client ID:	2975				
Purge Vol:	200.000 mL	Dil. Factor:	0.2000	ALS Bottle#:	0
Method:	TO15_TO3_Master_Method_AM1	Limit Group:	AI_TO15_ICAL		

Column: RTX-624 (0.32 mm) Y Scaling: Method Defined: Scale to the Nth Largest Target: 1

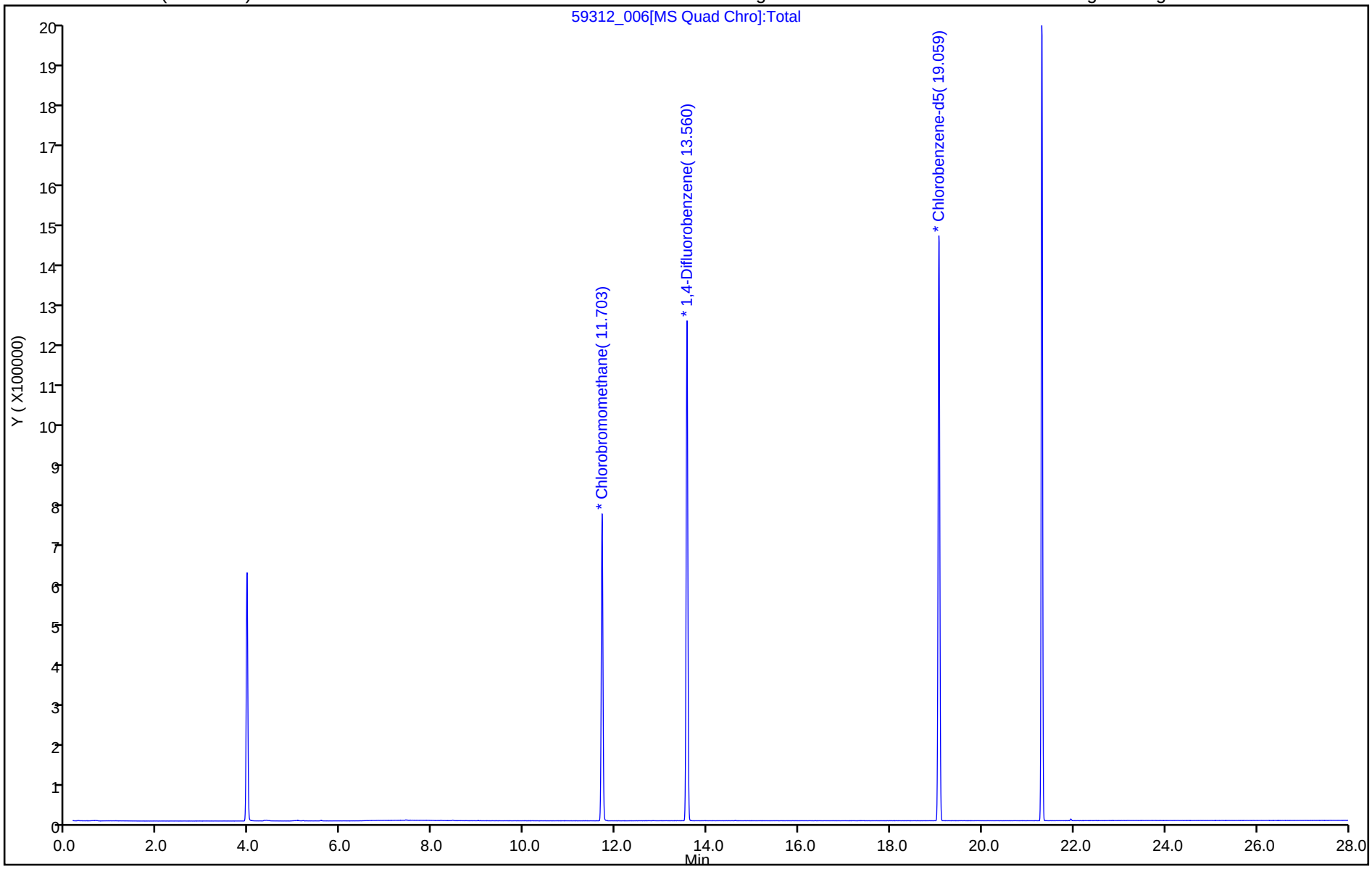

FORM I
AIR - GC/MS VOA ORGANICS ANALYSIS DATA SHEET

Lab Name: Eurofins Burlington | Job No.: 200-72376-1
SDG No.:
Client Sample ID: 4348 | Lab Sample ID: 200-72376-7
Matrix: Air | Lab File ID: 59312_027.D
Analysis Method: TO-15 | Date Collected: 03/01/2024 00:00
Sample wt/vol: 1000(mL) | Date Analyzed: 03/06/2024 05:53
Soil Aliquot Vol: | Dilution Factor: 0.2
Soil Extract Vol.: | GC Column: RTX-624 ID: 0.32(mm)
Purge Volume: | Heated Purge: (Y/N) pH:
% Moisture: % Solids: | Level: (low/med) Low
Analysis Batch No.: 201537 | Units: ppb v/v

CAS NO.	COMPOUND NAME	RESULT	Q	RL	RL
115-07-1	Propylene	1.0	U	1.0	1.0
75-71-8	Dichlorodifluoromethane	0.10	U	0.10	0.10
75-45-6	Freon 22	0.10	U	0.10	0.10
76-14-2	1,2-Dichlorotetrafluoroethane	0.040	U	0.040	0.040
74-87-3	Chloromethane	0.10	U	0.10	0.10
106-97-8	n-Butane	0.10	U	0.10	0.10
75-01-4	Vinyl chloride	0.040	U	0.040	0.040
106-99-0	1,3-Butadiene	0.040	U	0.040	0.040
74-83-9	Bromomethane	0.040	U	0.040	0.040
75-00-3	Chloroethane	0.10	U	0.10	0.10
593-60-2	Bromoethene(Vinyl Bromide)	0.040	U	0.040	0.040
75-69-4	Trichlorofluoromethane	0.040	U	0.040	0.040
64-17-5	Ethanol	1.0	U	1.0	1.0
76-13-1	Freon TF	0.040	U	0.040	0.040
75-35-4	1,1-Dichloroethene	0.040	U	0.040	0.040
67-64-1	Acetone	1.0	U	1.0	1.0
67-63-0	Isopropyl alcohol	1.0	U	1.0	1.0
75-15-0	Carbon disulfide	0.10	U	0.10	0.10
107-05-1	3-Chloropropene	0.10	U	0.10	0.10
75-09-2	Methylene Chloride	0.10	U	0.10	0.10
75-65-0	tert-Butyl alcohol	1.0	U	1.0	1.0
1634-04-4	Methyl tert-butyl ether	0.040	U	0.040	0.040
156-60-5	trans-1,2-Dichloroethene	0.040	U	0.040	0.040
110-54-3	n-Hexane	0.10	U	0.10	0.10
75-34-3	1,1-Dichloroethane	0.040	U	0.040	0.040
108-05-4	Vinyl acetate	1.0	U	1.0	1.0
141-78-6	Ethyl acetate	1.0	U	1.0	1.0
78-93-3	Methyl Ethyl Ketone	0.10	U	0.10	0.10
156-59-2	cis-1,2-Dichloroethene	0.040	U	0.040	0.040
540-59-0	1,2-Dichloroethene, Total	0.080	U	0.080	0.080
67-66-3	Chloroform	0.040	U	0.040	0.040
109-99-9	Tetrahydrofuran	1.0	U	1.0	1.0
71-55-6	1,1,1-Trichloroethane	0.040	U	0.040	0.040
110-82-7	Cyclohexane	0.040	U	0.040	0.040

FORM I
AIR - GC/MS VOA ORGANICS ANALYSIS DATA SHEET

Lab Name: Eurofins Burlington
Job No.: 200-72376-1
SDG No.:
Client Sample ID: 4348
Lab Sample ID: 200-72376-7
Matrix: Air
Lab File ID: 59312_027.D
Analysis Method: TO-15
Date Collected: 03/01/2024 00:00
Sample wt/vol: 1000(mL)
Date Analyzed: 03/06/2024 05:53
Soil Aliquot Vol:
Dilution Factor: 0.2
Soil Extract Vol.:
GC Column: RTX-624 ID: 0.32(mm)
Purge Volume:
Heated Purge: (Y/N) pH:
% Moisture: % Solids:
Level: (low/med) Low
Analysis Batch No.: 201537
Units: ppb v/v

CAS NO.	COMPOUND NAME	RESULT	Q	RL	RL
56-23-5	Carbon tetrachloride	0.040	U	0.040	0.040
540-84-1	2,2,4-Trimethylpentane	0.040	U	0.040	0.040
71-43-2	Benzene	0.040	U	0.040	0.040
107-06-2	1,2-Dichloroethane	0.040	U	0.040	0.040
142-82-5	n-Heptane	0.040	U	0.040	0.040
79-01-6	Trichloroethene	0.040	U	0.040	0.040
80-62-6	Methyl methacrylate	0.10	U	0.10	0.10
78-87-5	1,2-Dichloropropane	0.040	U	0.040	0.040
123-91-1	1,4-Dioxane	1.0	U	1.0	1.0
75-27-4	Bromodichloromethane	0.040	U	0.040	0.040
10061-01-5	cis-1,3-Dichloropropene	0.040	U	0.040	0.040
108-10-1	methyl isobutyl ketone	0.10	U	0.10	0.10
108-88-3	Toluene	0.040	U	0.040	0.040
10061-02-6	trans-1,3-Dichloropropene	0.040	U	0.040	0.040
79-00-5	1,1,2-Trichloroethane	0.040	U	0.040	0.040
127-18-4	Tetrachloroethene	0.040	U	0.040	0.040
591-78-6	Methyl Butyl Ketone (2-Hexanone)	0.10	U	0.10	0.10
124-48-1	Dibromochloromethane	0.040	U	0.040	0.040
106-93-4	1,2-Dibromoethane	0.040	U	0.040	0.040
108-90-7	Chlorobenzene	0.040	U	0.040	0.040
100-41-4	Ethylbenzene	0.040	U	0.040	0.040
179601-23-1	m,p-Xylene	0.10	U	0.10	0.10
95-47-6	Xylene, o-	0.040	U	0.040	0.040
1330-20-7	Xylene (total)	0.14	U	0.14	0.14
100-42-5	Styrene	0.040	U	0.040	0.040
75-25-2	Bromoform	0.040	U	0.040	0.040
98-82-8	Cumene	0.040	U	0.040	0.040
79-34-5	1,1,2,2-Tetrachloroethane	0.040	U	0.040	0.040
103-65-1	n-Propylbenzene	0.040	U	0.040	0.040
622-96-8	4-Ethyltoluene	0.040	U	0.040	0.040
108-67-8	1,3,5-Trimethylbenzene	0.040	U	0.040	0.040
95-49-8	2-Chlorotoluene	0.040	U	0.040	0.040
98-06-6	tert-Butylbenzene	0.040	U	0.040	0.040
95-63-6	1,2,4-Trimethylbenzene	0.040	U	0.040	0.040

FORM I
AIR - GC/MS VOA ORGANICS ANALYSIS DATA SHEET

Lab Name: Eurofins Burlington
Job No.: 200-72376-1
SDG No.:
Client Sample ID: 4348
Lab Sample ID: 200-72376-7
Matrix: Air
Lab File ID: 59312_027.D
Analysis Method: TO-15
Date Collected: 03/01/2024 00:00
Sample wt/vol: 1000(mL)
Date Analyzed: 03/06/2024 05:53
Soil Aliquot Vol:
Dilution Factor: 0.2
Soil Extract Vol.:
GC Column: RTX-624 ID: 0.32(mm)
Purge Volume:
Heated Purge: (Y/N) pH:
% Moisture: % Solids:
Level: (low/med) Low
Analysis Batch No.: 201537
Units: ppb v/v

CAS NO.	COMPOUND NAME	RESULT	Q	RL	RL
135-98-8	sec-Butylbenzene	0.040	U	0.040	0.040
99-87-6	4-Isopropyltoluene	0.040	U	0.040	0.040
541-73-1	1,3-Dichlorobenzene	0.040	U	0.040	0.040
106-46-7	1,4-Dichlorobenzene	0.040	U	0.040	0.040
100-44-7	Benzyl chloride	0.040	U	0.040	0.040
104-51-8	n-Butylbenzene	0.040	U	0.040	0.040
95-50-1	1,2-Dichlorobenzene	0.040	U	0.040	0.040
120-82-1	1,2,4-Trichlorobenzene	0.10	U	0.10	0.10
87-68-3	Hexachlorobutadiene	0.040	U	0.040	0.040
91-20-3	Naphthalene	0.10	U	0.10	0.10

Eurofins Burlington
Target Compound Quantitation Report

Data File: \\chromfs\Burlington\ChromData\CHAM.i\20240305-59312.b\59312_027.D
Lims ID: 200-72376-A-7
Client ID: 4348
Sample Type: Client
Inject. Date: 06-Mar-2024 05:53:24 ALS Bottle#: 0 Worklist Smp#: 27
Purge Vol: 200.000 mL Dil. Factor: 0.2000
Sample Info: 200-0059312-027
Misc. Info.: 72376-7
Operator ID: vtp Instrument ID: CHAM.i

Method: \\chromfs\Burlington\ChromData\CHAM.i\20240305-59312.b\TO15_TO3_Master_Method_AM1.m
Limit Group: AI_TO15_ICAL
Last Update: 06-Mar-2024 10:17:53 Calib Date: 22-Feb-2024 22:46:40
Integrator: RTE ID Type: Deconvolution ID
Quant Method: Internal Standard Quant By: Initial Calibration
Last ICal File: \\chromfs\Burlington\ChromData\CHAM.i\20240222-59177.b\59177_013.D

Column 1 : RTX-624 (0.32 mm) Det: MS SCAN
Process Host: CTX1639

First Level Reviewer: W5NX Date: 06-Mar-2024 10:17:53

Compound	Sig	RT (min.)	Adj RT (min.)	Dlt RT (min.)	Q	Response	OnCol Amt ppb v/v	Flags
1 Propene	41		4.316				ND	7
2 Dichlorodifluoromethane	85		4.417				ND	
3 Chlorodifluoromethane	51		4.465				ND	
4 1,2-Dichloro-1,1,2,2-tetrafluoro	85		4.792				ND	
5 Chloromethane	50		4.915				ND	
7 Butane	43		5.220				ND	7
6 Vinyl chloride	62		5.225				ND	
8 Butadiene	54		5.337				ND	
9 Bromomethane	94		6.086				ND	
10 Chloroethane	64		6.365				ND	
13 Vinyl bromide	106		6.798				ND	
14 Trichlorofluoromethane	101		6.953				ND	
16 Ethanol	45		7.370				ND	
20 1,1-Dichloroethene	96		8.039				ND	
21 1,1,2-Trichloro-1,2,2-trifluoroe	101		8.077				ND	
22 Acetone	43		8.141				ND	7
24 Carbon disulfide	76		8.446				ND	7
23 Isopropyl alcohol	45		8.446				ND	
26 3-Chloro-1-propene	41		8.751				ND	
27 Methylene Chloride	49		8.997				ND	7
28 2-Methyl-2-propanol	59		9.232				ND	
30 trans-1,2-Dichloroethene	61		9.489				ND	
31 Methyl tert-butyl ether	73		9.494				ND	
32 Hexane	57		9.997				ND	
S 35 1,2-Dichloroethene, Total	61		10.200				ND	7
33 1,1-Dichloroethane	63		10.275				ND	
34 Vinyl acetate	43		10.286				ND	
36 2-Butanone (MEK)	72		11.270				ND	
37 cis-1,2-Dichloroethene	96		11.292				ND	
38 Ethyl acetate	88		11.340				ND	
* 39 Chlorobromomethane	128	11.703	11.704	-0.001	87	290761	10.0	

Compound	Sig	RT (min.)	Adj RT (min.)	Dlt RT (min.)	Q	Response	OnCol Amt ppb v/v	Flags
40 Tetrahydrofuran	42		11.741				ND	
41 Chloroform	83		11.886				ND	
42 1,1,1-Trichloroethane	97		12.185				ND	
43 Cyclohexane	84		12.314				ND	
44 Carbon tetrachloride	117		12.453				ND	
45 Benzene	78		12.816				ND	7
46 1,2-Dichloroethane	62		12.902				ND	
47 Isooctane	57		13.020				ND	
48 n-Heptane	43		13.325				ND	
* 49 1,4-Difluorobenzene	114	13.560	13.560	0.000	94	1402257	10.0	
51 Trichloroethene	95		13.988				ND	
53 1,2-Dichloropropane	63		14.459				ND	
54 Methyl methacrylate	69		14.544				ND	
55 1,4-Dioxane	88		14.593				ND	
57 Dibromomethane	174		14.619				ND	7
58 Dichlorobromomethane	83		14.930				ND	
59 cis-1,3-Dichloropropene	75		15.737				ND	
61 4-Methyl-2-pentanone (MIBK)	43		16.005				ND	
62 Toluene	92		16.369				ND	
66 trans-1,3-Dichloropropene	75		16.797				ND	
67 1,1,2-Trichloroethane	83		17.177				ND	
68 Tetrachloroethene	166		17.353				ND	
69 2-Hexanone	43		17.588				ND	
70 Chlorodibromomethane	129		17.915				ND	
71 Ethylene Dibromide	107		18.150				ND	
* 73 Chlorobenzene-d5	117	19.059	19.060	-0.001	85	1253402	10.0	
74 Chlorobenzene	112		19.124				ND	
75 Ethylbenzene	91		19.306				ND	MU
76 m-Xylene & p-Xylene	106		19.568				ND	
S 80 Xylenes, Total	106		20.100				ND	7
78 o-Xylene	106		20.338				ND	
79 Styrene	104		20.370				ND	
81 Bromoform	173		20.713				ND	
82 Isopropylbenzene	105		21.002				ND	
83 1,1,2,2-Tetrachloroethane	83		21.526				ND	7
85 N-Propylbenzene	91		21.702				ND	
86 2-Chlorotoluene	91		21.852				ND	
87 4-Ethyltoluene	105		21.895				ND	
88 1,3,5-Trimethylbenzene	105		21.986				ND	
91 tert-Butylbenzene	119		22.462				ND	
92 1,2,4-Trimethylbenzene	105		22.548				ND	
93 sec-Butylbenzene	105		22.783				ND	
94 1,3-Dichlorobenzene	146		22.960				ND	
95 4-Isopropyltoluene	119		22.992				ND	
96 1,4-Dichlorobenzene	146		23.093				ND	
97 Benzyl chloride	91		23.249				ND	
98 n-Butylbenzene	91		23.553				ND	
99 1,2-Dichlorobenzene	146		23.602				ND	
102 1,2,4-Trichlorobenzene	180		26.105				ND	
103 Hexachlorobutadiene	225		26.351				ND	
104 Naphthalene	128		26.608				ND	

QC Flag Legend

Processing Flags

7 - Failed Limit of Detection

Review Flags

U - Marked Undetected

Reagents:

ATTO15AHISs_00003	Amount Added: 20.00	Units: mL	Run Reagent

Report Date: 06-Mar-2024 10:17:53 Chrom Revision: 2.3 23-Feb-2024 16:51:14

Eurofins Burlington

Data File:	\\chromfs\Burlington\ChromData\CHAM.i\20240305-59312.b\59312_027.D				
Injection Date:	06-Mar-2024 05:53:24	Instrument ID:	CHAM.i	Operator ID:	vtp
Lims ID:	200-72376-A-7	Lab Sample ID:	200-72376-7	Worklist Smp#:	27
Client ID:	4348				
Purge Vol:	200.000 mL	Dil. Factor:	0.2000	ALS Bottle#:	0
Method:	TO15_TO3_Master_Method_AM1	Limit Group:	AI_TO15_ICAL		

Column: RTX-624 (0.32 mm) Y Scaling: Method Defined: Scale to the Nth Largest Target: 1

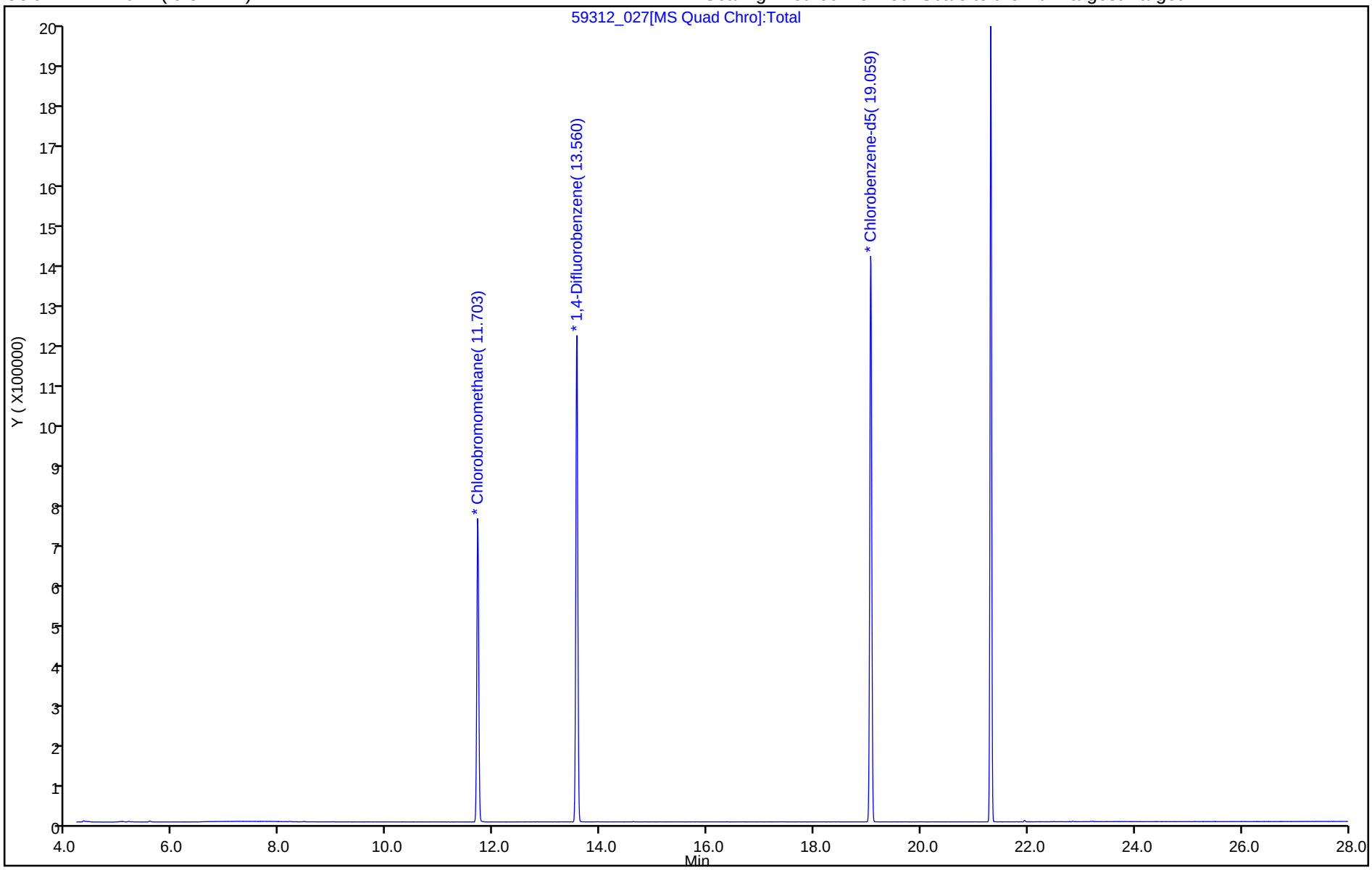

User Disabled Compound Report

Eurofins Burlington

Data File:	\\chromfs\Burlington\ChromData\CHAM.i\20240305-59312.b\59312_027.D				
Injection Date:	06-Mar-2024 05:53:24	Instrument ID:	CHAM.i		
Lims ID:	200-72376-A-7	Lab Sample ID:	200-72376-7		
Client ID:	4348				
Operator ID:	vtp	ALS Bottle#:	0	Worklist Smp#:	27
Purge Vol:	200.000 mL	Dil. Factor:	0.2000		
Method:	TO15_TO3_Master_Method_AM1	Limit Group:	AI_TO15_ICAL		
Column:	RTX-624 (0.32 mm)	Detector	MS SCAN		

75 Ethylbenzene, CAS: 100-41-4

Processing Results

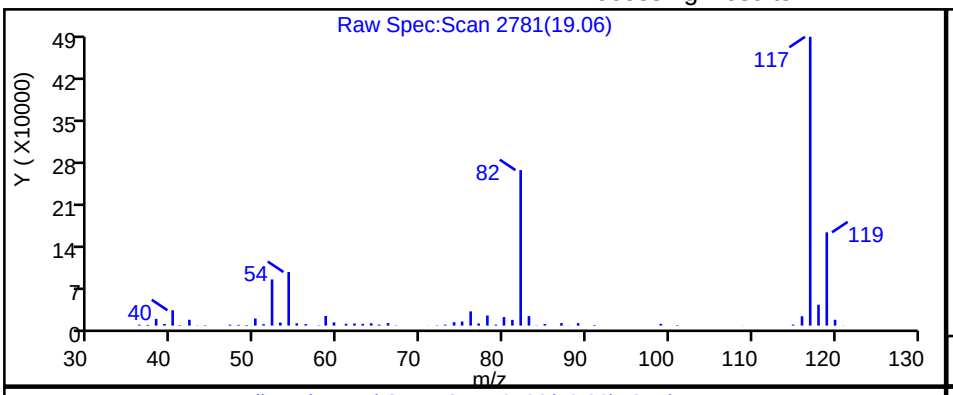

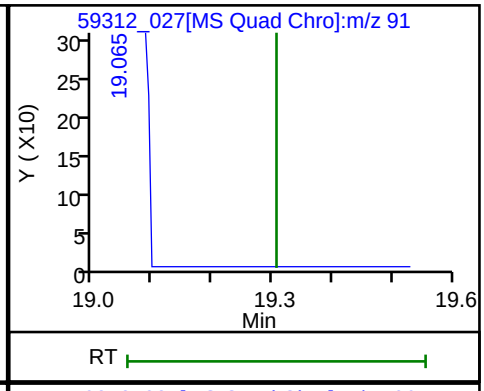

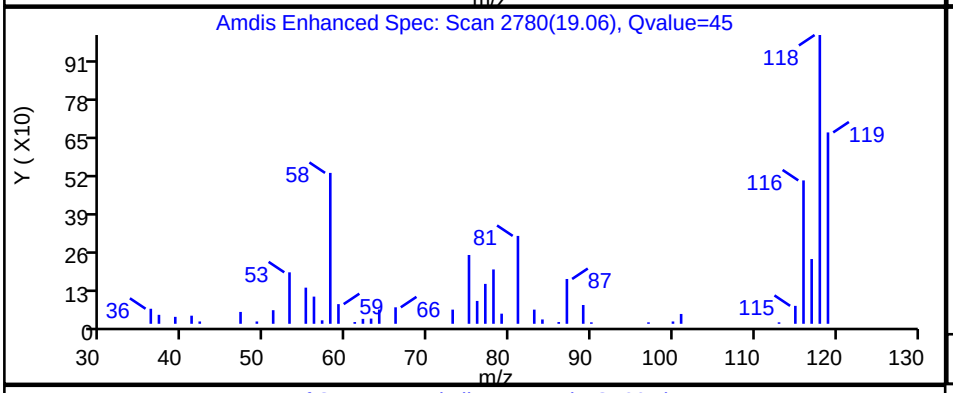

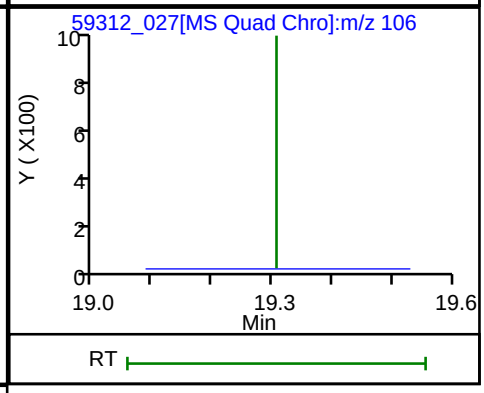

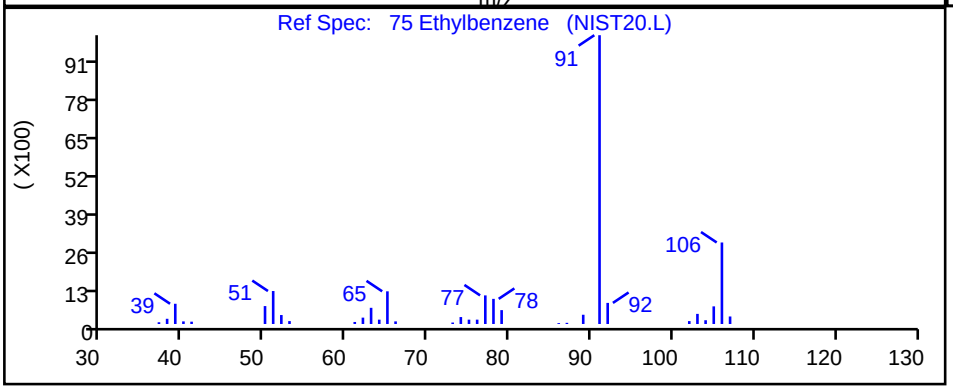

RT	Mass	Response	Amount
19.06	91.00	2446	0.011997
19.31	106.00	0	

Reviewer: W5NX, 06-Mar-2024 10:17:37 -05:00:00 (UTC)

Audit Action: Marked Compound Undetected Audit Reason: Invalid Compound ID

Data Verification Report

May 10, 2024

To	Claire Mondello [cmondello@haleyaldrich.com]	**Project No.**	12616852-256042
Copy to	Denis Conley [dconley@haleyaldrich.com]; Tom Bohlen [thomas.bohlen@gza.com]	**DVR No.**	21
From	Christopher Arcuri/eew	**Contact No.**	717.585.6408
Project Name	GM Lockport	**Email**	Christopher.Arcuri@ghd.com
Subject	Analytical Results and Data Verification Indoor Air Sampling General Motors Components Holdings, LLC – Lockport Site Lockport, New York March 2024		

The services undertaken by GHD in connection with preparing this report were limited to those specifically detailed in the report and are subject to the scope limitations set out in the report.

1. Introduction

This document details a data verification of analytical results for samples collected in support of the Indoor Air Sampling at the Lockport site during March 2024. Samples were submitted to Eurofins Environment Testing located in Amherst, New York, and analyzed at Eurofins Test America located in Knoxville, Tennessee and Burlington, Vermont. A sample collection and analysis summary is presented in Table 1. The validated analytical results are summarized in Table 2. A summary of the analytical methodology is presented in Table 3.

Standard GHD report deliverables were submitted by the laboratory. The final results and supporting quality assurance/quality control (QA/QC) data were assessed. Evaluation of the data was based on information obtained from the chain of custody forms, finished report forms, method blank data, and recovery data from surrogate spikes/laboratory control samples (LCS).

The QA/QC criteria by which these data have been assessed are outlined in the analytical methods referenced in Table 3 and applicable guidance from the document entitled "National Functional Guidelines for Organic Superfund Methods Data Review", United States Environmental Protection Agency (USEPA) 540-R-20-005, November 2020.

2. Sample Holding Time and Preservation

The sample holding time criteria for the analyses are summarized in Table 3. Sample chain of custody documents and analytical reports were used to determine sample holding times. All samples were analyzed within the required holding times.

All sample canisters were received at the laboratory in good condition and within acceptable canister pressure range of –1 inch of mercury (Hg) to –10 inches of Hg, indicating samples were still under vacuum upon receipt.

3. Laboratory Method Blank Analyses

Method blanks are prepared from a purified matrix and analyzed with investigative samples to determine the existence and magnitude of sample contamination introduced during the analytical procedures.

For this study, laboratory method blanks were analyzed at a minimum frequency of one per analytical batch.

Most method blank results were non-detect, indicating that laboratory contamination was not a factor for this investigation. Table 4 presents the sample result that was qualified as non-detect due to a low-level methylene chloride detection in the method blank.

4. Surrogate Spike Recoveries

In accordance with the methods employed, all samples, blanks, and QC samples analyzed for organics are spiked with surrogate compounds prior to sample analysis. Surrogate recoveries provide a means to evaluate the effects of laboratory performance on individual sample matrices.

All samples submitted for volatile organic compound (VOC) determinations were spiked with the appropriate number of surrogate compounds prior to sample analysis.

Surrogate recoveries were assessed against laboratory control limits. All surrogate recoveries were within the laboratory control limits.

5. Laboratory Control Sample Analyses

LCS are prepared and analyzed as samples to assess the analytical efficiencies of the methods employed, independent of sample matrix effects.

For this study, LCS were analyzed at a minimum frequency of one per analytical batch.

The LCS contained all compounds of interest. All LCS recoveries were within the laboratory control limits, demonstrating acceptable analytical accuracy.

6. Analyte Reporting

The laboratory reported detected results down to the laboratory's sample-specific method detection limit (MDL) for each analyte. Positive analyte detections less than the RL but greater than the sample-specific MDL were qualified as estimated (J) in Table 2 unless qualified otherwise in this report. Non-detect results were presented as non-detect at the RL in Table 2.

7. Conclusion

Based on the assessment detailed in the foregoing, the data summarized in Table 2 are acceptable with the specific qualification noted herein.

Regards,

Christopher Arcuri
Data Intelligence – Data Validator

Table 1

Sample Collection and Analysis Summary
Indoor Air Sampling
General Motors Components Holdings, LLC - Lockport Site
Lockport, New York
March 2024

Sample Delivery Group	Sample Identification	Location	Matrix	Collection Date (mm/dd/yyyy)	Collection Time (hr:min)	Parameters: VOCs
4802180301	7A-1-032024	Blower 7W-7	Air	03/20/2024	11:42	X
	7W-3-032024	Blower 7W-3	Air	03/20/2024	12:40	X
	8-3-032024	Blower 8-3	Air	03/20/2024	11:52	X
4802182611	7E-IA-1-032224	7E-IA-1	Air	03/22/2024	17:14	X
	7E-IA-2-032224	7E-IA-2	Air	03/22/2024	17:07	X
	7W-IA-1-032224	7W-IA-1	Air	03/22/2024	16:51	X
	7W-IA-2-032224	7W-IA-2	Air	03/22/2024	16:50	X
	7W-IA-3-032224	7W-IA-3	Air	03/22/2024	17:00	X
	7W-IA-4-032224	7W-IA-4	Air	03/22/2024	17:02	X
	7W-IA-5-032224	7W-IA-5	Air	03/22/2024	14:40	X
	OA-2-032224	OA-2	Air	03/22/2024	16:46	X
4802182621	10-IA-1-032124	10-IA-1	Air	03/21/2024	15:00	X
	10-IA-2-032124	10-IA-2	Air	03/21/2024	16:00	X
	7A-IA-1-032124	7A-IA-1	Air	03/21/2024	14:40	X
	7A-IA-2-032124	7A-IA-2	Air	03/21/2024	14:37	X
	8-IA-1-032124	8-IA-1	Air	03/21/2024	16:29	X
	8-IA-2-032124	8-IA-2	Air	03/21/2024	16:31	X
	OA-1-032124	OA-1	Air	03/21/2024	16:11	X

Notes:

VOCs - Volatile Organic Compounds

Table 2

Analytical Results Summary
Indoor Air Sampling
General Motors Components Holdings, LLC - Lockport Site
Lockport, New York
March 2024

	Location ID:	**10-IA-1**	**10-IA-2**	**7A-IA-1**	**7A-IA-2**	**7E-IA-1**	**7E-IA-2**
	Sample Name:	**10-IA-1-032124**	**10-IA-2-032124**	**7A-IA-1-032124**	**7A-IA-2-032124**	**7E-IA-1-032224**	**7E-IA-2-032224**
	Sample Date:	**03/21/2024**	**03/21/2024**	**03/21/2024**	**03/21/2024**	**03/22/2024**	**03/22/2024**
Parameter	**Unit**						
Volatile Organic Compounds							
1,1,1-Trichloroethane	µg/m3	1.1 U	1.1 U	1.1 U	1.1 U	1.1 U	1.1 U
1,1,2,2-Tetrachloroethane	µg/m3	1.4 U	1.4 U	1.4 U	1.4 U	1.4 U	1.4 U
1,1,2-Trichloroethane	µg/m3	1.1 U	1.1 U	1.1 U	1.1 U	1.1 U	1.1 U
1,1-Dichloroethane	µg/m3	0.81 U	0.81 U	0.81 U	0.81 U	0.81 U	0.81 U
1,1-Dichloroethene	µg/m3	0.79 U	0.79 U	0.79 U	0.79 U	0.79 U	0.79 U
1,2,4-Trichlorobenzene	µg/m3	3.7 U	3.7 U	3.7 U	3.7 U	3.7 U	3.7 U
1,2,4-Trimethylbenzene	µg/m3	0.46 J	0.46 J	0.98 U	0.98 U	3.3	0.98 U
1,2-Dibromoethane (Ethylene dibromide)	µg/m3	1.5 U	1.5 U	1.5 U	1.5 U	1.5 U	1.5 U
1,2-Dichlorobenzene	µg/m3	1.2 U	1.2 U	1.2 U	1.2 U	1.2 U	1.2 U
1,2-Dichloroethane	µg/m3	0.81 U	0.81 U	0.81 U	0.81 U	0.81 U	0.81 U
1,2-Dichloroethene (total)	µg/m3	0.49 J	0.39 J	1.6 U	0.093 J	1.1 J	0.98 J
1,2-Dichloropropane	µg/m3	0.92 U	0.92 U	0.92 U	0.92 U	0.92 U	0.92 U
1,2-Dichlorotetrafluoroethane (CFC 114)	µg/m3	1.4 U	1.4 U	1.4 U	1.4 U	1.4 U	1.4 U
1,3,5-Trimethylbenzene	µg/m3	0.98 U	0.98 U	0.98 U	0.98 U	0.81 J	0.98 U
1,3-Butadiene	µg/m3	0.43 J	0.38 J	0.44 U	0.44 U	0.11 J	0.44 U
1,3-Dichlorobenzene	µg/m3	1.2 U	1.2 U	1.2 U	1.2 U	1.2 U	1.2 U
1,4-Dichlorobenzene	µg/m3	1.2 U	1.2 U	1.2 U	1.2 U	1.2 U	1.2 U
1,4-Dioxane	µg/m3	18 U	18 U	18 U	18 U	0.36 J	18 U
2,2,4-Trimethylpentane	µg/m3	0.93 U	0.93 U	0.93 U	0.93 U	0.93 U	0.93 U
2-Butanone (Methyl ethyl ketone) (MEK)	µg/m3	1.5 U	1.5 U	1.5 U	1.5 U	5.6	10
2-Chlorotoluene	µg/m3	1.0 U	1.0 U	1.0 U	1.0 U	1.0 U	1.0 U
2-Hexanone	µg/m3	2.0 U	2.0 U	2.0 U	2.0 U	2.0 U	2.0 U
2-Phenylbutane (sec-Butylbenzene)	µg/m3	1.1 U	1.1 U	1.1 U	1.1 U	0.56 J	1.1 U

Table 2

Analytical Results Summary
Indoor Air Sampling
General Motors Components Holdings, LLC - Lockport Site
Lockport, New York
March 2024

	Location ID:	**10-IA-1**	**10-IA-2**	**7A-IA-1**	**7A-IA-2**	**7E-IA-1**	**7E-IA-2**
	Sample Name:	**10-IA-1-032124**	**10-IA-2-032124**	**7A-IA-1-032124**	**7A-IA-2-032124**	**7E-IA-1-032224**	**7E-IA-2-032224**
	Sample Date:	**03/21/2024**	**03/21/2024**	**03/21/2024**	**03/21/2024**	**03/22/2024**	**03/22/2024**
Parameter	**Unit**						
Volatile Organic Compounds (Continued)							
4-Ethyl toluene	µg/m3	0.98 U	0.98 U	0.98 U	0.98 U	0.85 J	0.98 U
4-Methyl-2-pentanone (Methyl isobutyl ketone) (MIBK)	µg/m3	2.0 U	2.0 U	2.0 U	2.0 U	2.0 U	2.0 U
Acetone	µg/m3	38	54	8.2 J	27	25	25
Allyl chloride	µg/m3	1.6 U	1.6 U	1.6 U	1.6 U	1.6 U	1.6 U
Benzene	µg/m3	0.54 J	0.57 J	0.22 J	0.24 J	0.65	0.65
Benzyl chloride	µg/m3	1.0 U	1.0 U	1.0 U	1.0 U	1.0 U	1.0 U
Bromodichloromethane	µg/m3	1.3 U	1.3 U	1.3 U	1.3 U	1.3 U	1.3 U
Bromoform	µg/m3	2.1 U	2.1 U	2.1 U	2.1 U	2.1 U	2.1 U
Bromomethane (Methyl bromide)	µg/m3	0.78 U	0.78 U	0.78 U	0.78 U	0.78 U	0.78 U
Butane	µg/m3	5.5	8.5	1.6	5.9	2.6	3.6
Carbon disulfide	µg/m3	1.6 U	1.6 U	1.6 U	1.6 U	1.6 U	1.1 J
Carbon tetrachloride	µg/m3	0.38 J	0.34 J	0.34 J	0.41 J	0.39 J	0.37 J
Chlorobenzene	µg/m3	0.67 J	0.51 J	0.92 U	0.92 U	0.92 U	0.92 U
Chlorodifluoromethane	µg/m3	0.68 J	0.78 J	2.2	3.2	1.3 J	1.4 J
Chloroethane	µg/m3	1.3 U	1.3 U	1.3 U	1.3 U	1.3 U	1.3 U
Chloroform (Trichloromethane)	µg/m3	0.98 U	0.27 J	0.98 U	0.98 U	0.98 U	0.98 U
Chloromethane (Methyl chloride)	µg/m3	0.92 J	0.88 J	0.85 J	0.85 J	0.95 J	0.85 J
cis-1,2-Dichloroethene	µg/m3	0.49 J	0.39 J	0.79 U	0.093 J	1.1	0.98
cis-1,3-Dichloropropene	µg/m3	0.91 U	0.91 U	0.91 U	0.91 U	0.91 U	0.91 U
Cyclohexane	µg/m3	2.5	3.0	0.69 U	0.69 U	0.48 J	0.69 U
Cymene (p-Isopropyltoluene)	µg/m3	1.1 U	1.1 U	1.1 U	1.1 U	0.35 J	1.1 U
Dibromochloromethane	µg/m3	1.7 U	1.7 U	1.7 U	1.7 U	1.7 U	1.7 U
Dichlorodifluoromethane (CFC-12)	µg/m3	1.7 J	1.8 J	1.8 J	1.9 J	1.9 J	1.9 J

Table 2

Analytical Results Summary
Indoor Air Sampling
General Motors Components Holdings, LLC - Lockport Site
Lockport, New York
March 2024

	Location ID:	**10-IA-1**	**10-IA-2**	**7A-IA-1**	**7A-IA-2**	**7E-IA-1**	**7E-IA-2**
	Sample Name:	**10-IA-1-032124**	**10-IA-2-032124**	**7A-IA-1-032124**	**7A-IA-2-032124**	**7E-IA-1-032224**	**7E-IA-2-032224**
	Sample Date:	**03/21/2024**	**03/21/2024**	**03/21/2024**	**03/21/2024**	**03/22/2024**	**03/22/2024**
Parameter	**Unit**						
Volatile Organic Compounds (Continued)							
Ethylbenzene	µg/m3	0.64 J	0.66 J	0.87 U	0.87 U	1.0	0.37 J
Hexachlorobutadiene	µg/m3	2.1 U	2.1 U	2.1 U	2.1 U	2.1 U	2.1 U
Hexane	µg/m3	14	29	1.8 U	1.3 J	1.8 U	1.7 J
Isopropyl alcohol	µg/m3	12 U	12 U	12 U	12	21	13
Isopropyl benzene	µg/m3	0.98 U	0.98 U	0.98 U	0.98 U	0.44 J	0.98 U
m&p-Xylenes	µg/m3	2.5	2.6	2.2 U	2.2 U	3.5	1.3 J
Methyl methacrylate	µg/m3	2.0 U	2.0 U	2.0 U	2.0 U	8.0	3.8
Methyl tert butyl ether (MTBE)	µg/m3	0.72 U	0.72 U	0.72 U	0.72 U	0.72 U	0.72 U
Methylene chloride	µg/m3	1.7 U	75	0.63 J	6.2	1.7 U	3.7
N-Butylbenzene	µg/m3	1.1 U	1.1 U	1.1 U	1.1 U	1.1 U	1.1 U
N-Heptane	µg/m3	10	11	0.53 J	3.2	0.27 J	0.28 J
N-Propylbenzene	µg/m3	0.98 U	0.98 U	0.98 U	0.98 U	0.76 J	0.98 U
Naphthalene	µg/m3	2.6 U	2.6 U	2.6 U	2.6 U	2.6 U	2.6 U
o-Xylene	µg/m3	0.66 J	0.74 J	0.87 U	0.87 U	1.4	0.37 J
Styrene	µg/m3	0.85 U	0.85 U	0.85 U	0.85 U	0.85 U	0.85 U
tert-Butyl alcohol	µg/m3	15 U	15 U	15 U	15 U	15 U	15 U
tert-Butylbenzene	µg/m3	1.1 U	1.1 U	1.1 U	1.1 U	1.1 U	1.1 U
Tetrachloroethene	µg/m3	8.2	6.5	0.30 J	0.83 J	9.0	7.6
Tetrahydrofuran	µg/m3	15 U	15 U	15 U	15 U	15 U	15 U
Toluene	µg/m3	27	33	0.75 U	0.59 J	4.6	3.8
trans-1,2-Dichloroethene	µg/m3	0.79 U	0.79 U	0.79 U	0.79 U	0.79 U	0.79 U
trans-1,3-Dichloropropene	µg/m3	0.91 U	0.91 U	0.91 U	0.91 U	0.91 U	0.91 U
Trichloroethene	µg/m3	0.78 J	0.68 J	1.1 U	0.20 J	1.2	1.2

Table 2

Analytical Results Summary
Indoor Air Sampling
General Motors Components Holdings, LLC - Lockport Site
Lockport, New York
March 2024

	Location ID:	**10-IA-1**	**10-IA-2**	**7A-IA-1**	**7A-IA-2**	**7E-IA-1**	**7E-IA-2**
	Sample Name:	**10-IA-1-032124**	**10-IA-2-032124**	**7A-IA-1-032124**	**7A-IA-2-032124**	**7E-IA-1-032224**	**7E-IA-2-032224**
	Sample Date:	**03/21/2024**	**03/21/2024**	**03/21/2024**	**03/21/2024**	**03/22/2024**	**03/22/2024**
Parameter	**Unit**						
Volatile Organic Compounds (Continued)							
Trichlorofluoromethane (CFC-11)	µg/m3	1.0 J	1.0 J	1.0 J	1.0 J	2.1	1.1
Trifluorotrichloroethane (CFC-113)	µg/m3	0.41 J	1.5 U	0.41 J	1.5 U	0.59 J	0.61 J
Vinyl bromide (Bromoethene)	µg/m3	0.87 U	0.87 U	0.87 U	0.87 U	0.87 U	0.87 U
Vinyl chloride	µg/m3	0.51 U	0.51 U	0.51 U	0.51 U	0.51 U	0.51 U
Xylenes (total)	µg/m3	3.2	3.3	3.0 U	3.0 U	4.9	1.7 J

Table 2

Analytical Results Summary
Indoor Air Sampling
General Motors Components Holdings, LLC - Lockport Site
Lockport, New York
March 2024

	Location ID:	**7W-IA-1**	**7W-IA-2**	**7W-IA-3**	**7W-IA-4**	**7W-IA-5**	**8-IA-1**
	Sample Name:	**7W-IA-1-032224**	**7W-IA-2-032224**	**7W-IA-3-032224**	**7W-IA-4-032224**	**7W-IA-5-032224**	**8-IA-1-032124**
	Sample Date:	**03/22/2024**	**03/22/2024**	**03/22/2024**	**03/22/2024**	**03/22/2024**	**03/21/2024**
Parameter	**Unit**						
Volatile Organic Compounds							
1,1,1-Trichloroethane	µg/m3	1.1 U	1.1 U	1.1 U	1.1 U	1.1 U	1.1 U
1,1,2,2-Tetrachloroethane	µg/m3	1.4 U	1.4 U	1.4 U	1.4 U	1.4 U	1.4 U
1,1,2-Trichloroethane	µg/m3	1.1 U	1.1 U	1.1 U	1.1 U	1.1 U	1.1 U
1,1-Dichloroethane	µg/m3	0.81 U	0.81 U	0.81 U	0.81 U	0.81 U	0.81 U
1,1-Dichloroethene	µg/m3	0.79 U	0.79 U	0.79 U	0.79 U	0.79 U	0.79 U
1,2,4-Trichlorobenzene	µg/m3	3.7 U	3.7 U	3.7 U	3.7 U	3.7 U	3.7 U
1,2,4-Trimethylbenzene	µg/m3	0.41 J	0.55 J	1.0	0.98 U	0.45 J	0.52 J
1,2-Dibromoethane (Ethylene dibromide)	µg/m3	1.5 U	1.5 U	1.5 U	1.5 U	1.5 U	1.5 U
1,2-Dichlorobenzene	µg/m3	1.2 U	1.2 U	1.2 U	1.2 U	1.2 U	1.2 U
1,2-Dichloroethane	µg/m3	0.81 U	0.81 U	0.81 U	0.81 U	0.81 U	0.81 U
1,2-Dichloroethene (total)	µg/m3	0.43 J	0.44 J	0.45 J	0.41 J	0.65 J	0.56 J
1,2-Dichloropropane	µg/m3	0.92 U	0.92 U	0.92 U	0.92 U	0.92 U	0.92 U
1,2-Dichlorotetrafluoroethane (CFC 114)	µg/m3	1.4 U	1.4 U	1.4 U	1.4 U	1.4 U	1.4 U
1,3,5-Trimethylbenzene	µg/m3	0.98 U	0.98 U	0.98 U	0.98 U	0.98 U	0.98 U
1,3-Butadiene	µg/m3	0.55	0.41 J	0.21 J	0.19 J	0.17 J	0.44 U
1,3-Dichlorobenzene	µg/m3	1.2 U	1.2 U	1.2 U	1.2 U	1.2 U	1.2 U
1,4-Dichlorobenzene	µg/m3	1.2 U	1.2 U	1.2 U	1.2 U	1.2 U	1.2 U
1,4-Dioxane	µg/m3	18 U	18 U	18 U	18 U	18 U	18 U
2,2,4-Trimethylpentane	µg/m3	0.93 U	0.93 U	0.93 U	0.93 U	0.29 J	0.93 U
2-Butanone (Methyl ethyl ketone) (MEK)	µg/m3	2.8	4.7	13	1.8	4.4	1.5 U
2-Chlorotoluene	µg/m3	1.0 U	1.0 U	1.0 U	1.0 U	1.0 U	1.0 U
2-Hexanone	µg/m3	2.0 U	2.0 U	2.0 U	2.0 U	2.0 U	2.0 U
2-Phenylbutane (sec-Butylbenzene)	µg/m3	1.1 U	1.1 U	1.1 U	1.1 U	1.1 U	1.1 U

Table 2

Analytical Results Summary
Indoor Air Sampling
General Motors Components Holdings, LLC - Lockport Site
Lockport, New York
March 2024

	Location ID:	**7W-IA-1**	**7W-IA-2**	**7W-IA-3**	**7W-IA-4**	**7W-IA-5**	**8-IA-1**
	Sample Name:	**7W-IA-1-032224**	**7W-IA-2-032224**	**7W-IA-3-032224**	**7W-IA-4-032224**	**7W-IA-5-032224**	**8-IA-1-032124**
	Sample Date:	**03/22/2024**	**03/22/2024**	**03/22/2024**	**03/22/2024**	**03/22/2024**	**03/21/2024**
Parameter	**Unit**						
Volatile Organic Compounds (Continued)							
4-Ethyl toluene	µg/m3	0.98 U	0.98 U	0.98 U	0.98 U	0.98 U	0.98 U
4-Methyl-2-pentanone (Methyl isobutyl ketone) (MIBK)	µg/m3	2.0 U	2.0 U	2.0 U	2.0 U	2.0 U	2.0 U
Acetone	µg/m3	7.4 J	15	16	13	12	8.3 J
Allyl chloride	µg/m3	1.6 U	1.6 U	1.6 U	1.6 U	1.6 U	1.6 U
Benzene	µg/m3	0.65	0.75	0.68	0.66	0.78	0.29 J
Benzyl chloride	µg/m3	1.0 U	1.0 U	1.0 U	1.0 U	1.0 U	1.0 U
Bromodichloromethane	µg/m3	1.3 U	1.3 U	1.3 U	1.3 U	1.3 U	1.3 U
Bromoform	µg/m3	2.1 U	2.1 U	2.1 U	2.1 U	2.1 U	2.1 U
Bromomethane (Methyl bromide)	µg/m3	0.78 U	0.78 U	0.78 U	0.78 U	0.78 U	0.78 U
Butane	µg/m3	2.2	2.9	6.2	1.8	3.2	1.2
Carbon disulfide	µg/m3	1.6 U	1.6 U	1.6 U	1.6 U	1.6 U	1.6 U
Carbon tetrachloride	µg/m3	0.33 J	0.36 J	0.34 J	0.34 J	0.37 J	0.33 J
Chlorobenzene	µg/m3	0.92 U	0.92 U	0.92 U	0.92 U	0.92 U	0.92 U
Chlorodifluoromethane	µg/m3	1.0 J	1.0 J	1.2 J	0.86 J	1.0 J	0.80 J
Chloroethane	µg/m3	1.3 U	1.3 U	1.3 U	1.3 U	1.3 U	1.3 U
Chloroform (Trichloromethane)	µg/m3	0.98 U	0.98 U	0.29 J	0.29 J	0.58 J	0.98 U
Chloromethane (Methyl chloride)	µg/m3	0.92 J	0.91 J	0.88 J	0.88 J	0.89 J	0.83 J
cis-1,2-Dichloroethene	µg/m3	0.43 J	0.44 J	0.45 J	0.41 J	0.65 J	0.56 J
cis-1,3-Dichloropropene	µg/m3	0.91 U	0.91 U	0.91 U	0.91 U	0.91 U	0.91 U
Cyclohexane	µg/m3	0.63 J	0.89	2.3	1.5	0.25 J	0.69 U
Cymene (p-Isopropyltoluene)	µg/m3	1.1 U	1.1 U	1.1 U	1.1 U	1.1 U	1.1 U
Dibromochloromethane	µg/m3	1.7 U	1.7 U	1.7 U	1.7 U	1.7 U	1.7 U
Dichlorodifluoromethane (CFC-12)	µg/m3	2.0 J	2.0 J	2.3 J	1.9 J	1.9 J	1.8 J

Table 2

Analytical Results Summary
Indoor Air Sampling
General Motors Components Holdings, LLC - Lockport Site
Lockport, New York
March 2024

	Location ID:	**7W-IA-1**	**7W-IA-2**	**7W-IA-3**	**7W-IA-4**	**7W-IA-5**	**8-IA-1**
	Sample Name:	**7W-IA-1-032224**	**7W-IA-2-032224**	**7W-IA-3-032224**	**7W-IA-4-032224**	**7W-IA-5-032224**	**8-IA-1-032124**
	Sample Date:	**03/22/2024**	**03/22/2024**	**03/22/2024**	**03/22/2024**	**03/22/2024**	**03/21/2024**
Parameter	**Unit**						
Volatile Organic Compounds (Continued)							
Ethylbenzene	µg/m3	0.87 U	0.87 U	0.51 J	0.87 U	0.67 J	0.87 U
Hexachlorobutadiene	µg/m3	2.1 U	2.1 U	2.1 U	2.1 U	2.1 U	2.1 U
Hexane	µg/m3	1.1 J	0.69 J	5.3	0.42 J	21	0.78 J
Isopropyl alcohol	µg/m3	65	140	280	410	190	12 U
Isopropyl benzene	µg/m3	0.98 U	0.98 U	0.98 U	0.98 U	0.98 U	0.98 U
m&p-Xylenes	µg/m3	0.63 J	0.68 J	1.7 J	0.61 J	1.6 J	0.52 J
Methyl methacrylate	µg/m3	5.3	23	13	2.4	2.0 U	2.0 U
Methyl tert butyl ether (MTBE)	µg/m3	0.72 U	0.72 U	0.72 U	0.72 U	0.72 U	0.72 U
Methylene chloride	µg/m3	1.7 U	1.7 U	11	0.81 J	44	4.4
N-Butylbenzene	µg/m3	1.1 U	1.1 U	1.1 U	1.1 U	1.1 U	1.1 U
N-Heptane	µg/m3	0.24 J	0.46 J	0.43 J	0.27 J	0.44 J	0.82 U
N-Propylbenzene	µg/m3	0.98 U	0.98 U	0.98 U	0.98 U	0.98 U	0.98 U
Naphthalene	µg/m3	2.6 U	2.6 U	2.6 U	2.6 U	2.6 U	2.6 U
o-Xylene	µg/m3	0.87 U	0.87 U	0.49 J	0.87 U	0.51 J	0.87 U
Styrene	µg/m3	0.85 U	0.85 U	0.31 J	0.85 U	0.77 J	0.85 U
tert-Butyl alcohol	µg/m3	15 U	15 U	15 U	15 U	15 U	15 U
tert-Butylbenzene	µg/m3	1.1 U	1.1 U	1.1 U	1.1 U	1.1 U	1.1 U
Tetrachloroethene	µg/m3	2.8	2.7	4.6	2.3	4.4	0.32 J
Tetrahydrofuran	µg/m3	15 U	15 U	15 U	15 U	15 U	6.5 J
Toluene	µg/m3	1.2	1.8	2.6	1.8	3.9	0.58 J
trans-1,2-Dichloroethene	µg/m3	0.79 U	0.79 U	0.79 U	0.79 U	0.79 U	0.79 U
trans-1,3-Dichloropropene	µg/m3	0.91 U	0.91 U	0.91 U	0.91 U	0.91 U	0.91 U
Trichloroethene	µg/m3	2.1	1.7	0.89 J	0.65 J	0.81 J	2.7

Table 2

Analytical Results Summary
Indoor Air Sampling
General Motors Components Holdings, LLC - Lockport Site
Lockport, New York
March 2024

	Location ID:	**7W-IA-1**	**7W-IA-2**	**7W-IA-3**	**7W-IA-4**	**7W-IA-5**	**8-IA-1**
	Sample Name:	**7W-IA-1-032224**	**7W-IA-2-032224**	**7W-IA-3-032224**	**7W-IA-4-032224**	**7W-IA-5-032224**	**8-IA-1-032124**
	Sample Date:	**03/22/2024**	**03/22/2024**	**03/22/2024**	**03/22/2024**	**03/22/2024**	**03/21/2024**
Parameter	**Unit**						
Volatile Organic Compounds (Continued)							
Trichlorofluoromethane (CFC-11)	µg/m3	5.1	4.5	6.2	1.8	1.3	1.4
Trifluorotrichloroethane (CFC-113)	µg/m3	0.42 J	0.44 J	0.43 J	0.50 J	0.42 J	0.64 J
Vinyl bromide (Bromoethene)	µg/m3	0.87 U	0.87 U	0.87 U	0.87 U	0.87 U	0.87 U
Vinyl chloride	µg/m3	0.51 U	0.51 U	0.51 U	0.51 U	0.51 U	0.064 J
Xylenes (total)	µg/m3	0.63 J	0.68 J	2.2 J	0.61 J	2.1 J	0.52 J

Table 2

Analytical Results Summary
Indoor Air Sampling
General Motors Components Holdings, LLC - Lockport Site
Lockport, New York
March 2024

	Location ID:	**8-IA-2**	**Blower 7W-3**	**Blower 7W-7**	**Blower 8-3**	**OA-1**	**OA-2**
	Sample Name:	**8-IA-2-032124**	**7W-3-032024**	**7A-1-032024**	**8-3-032024**	**OA-1-032124**	**OA-2-032224**
	Sample Date:	**03/21/2024**	**03/20/2024**	**03/20/2024**	**03/20/2024**	**03/21/2024**	**03/22/2024**
Parameter	**Unit**						
Volatile Organic Compounds							
1,1,1-Trichloroethane	µg/m3	1.1 U	22 U	95 U	560 U	1.1 U	1.1 U
1,1,2,2-Tetrachloroethane	µg/m3	1.4 U	--	--	--	1.4 U	1.4 U
1,1,2-Trichloroethane	µg/m3	1.1 U	--	--	--	1.1 U	1.1 U
1,1-Dichloroethane	µg/m3	0.81 U	16 U	70 U	420 U	0.81 U	0.81 U
1,1-Dichloroethene	µg/m3	0.79 U	16 U	69 U	410 U	0.79 U	0.79 U
1,2,4-Trichlorobenzene	µg/m3	3.7 U	--	--	--	3.7 U	3.7 U
1,2,4-Trimethylbenzene	µg/m3	0.61 J	--	--	--	1.6	0.98 U
1,2-Dibromoethane (Ethylene dibromide)	µg/m3	1.5 U	--	--	--	1.5 U	1.5 U
1,2-Dichlorobenzene	µg/m3	1.2 U	--	--	--	1.2 U	1.2 U
1,2-Dichloroethane	µg/m3	0.81 U	16 U	70 U	420 U	0.81 U	0.81 U
1,2-Dichloroethene (total)	µg/m3	0.45 J	6.3 J	540	2600	1.6 U	1.6 U
1,2-Dichloropropane	µg/m3	0.92 U	--	--	--	0.92 U	0.92 U
1,2-Dichlorotetrafluoroethane (CFC 114)	µg/m3	1.4 U	--	--	--	1.4 U	1.4 U
1,3,5-Trimethylbenzene	µg/m3	0.98 U	--	--	--	0.59 J	0.98 U
1,3-Butadiene	µg/m3	0.44 U	--	--	--	0.44 U	0.44 U
1,3-Dichlorobenzene	µg/m3	1.2 U	--	--	--	1.2 U	1.2 U
1,4-Dichlorobenzene	µg/m3	1.2 U	--	--	--	1.2 U	1.2 U
1,4-Dioxane	µg/m3	18 U	--	--	--	18 U	18 U
2,2,4-Trimethylpentane	µg/m3	0.93 U	--	--	--	0.93 U	0.93 U
2-Butanone (Methyl ethyl ketone) (MEK)	µg/m3	1.6	--	--	--	1.5 U	1.5 U
2-Chlorotoluene	µg/m3	1.0 U	--	--	--	1.0 U	1.0 U
2-Hexanone	µg/m3	2.0 U	--	--	--	2.0 U	2.0 U
2-Phenylbutane (sec-Butylbenzene)	µg/m3	1.1 U	--	--	--	0.41 J	1.1 U

Table 2

Analytical Results Summary
Indoor Air Sampling
General Motors Components Holdings, LLC - Lockport Site
Lockport, New York
March 2024

	Location ID:	**8-IA-2**	**Blower 7W-3**	**Blower 7W-7**	**Blower 8-3**	**OA-1**	**OA-2**
	Sample Name:	**8-IA-2-032124**	**7W-3-032024**	**7A-1-032024**	**8-3-032024**	**OA-1-032124**	**OA-2-032224**
	Sample Date:	**03/21/2024**	**03/20/2024**	**03/20/2024**	**03/20/2024**	**03/21/2024**	**03/22/2024**
Parameter	**Unit**						
Volatile Organic Compounds (Continued)							
4-Ethyl toluene	µg/m3	0.98 U	--	--	--	0.45 J	0.98 U
4-Methyl-2-pentanone (Methyl isobutyl ketone) (MIBK)	µg/m3	2.0 U	--	--	--	2.0 U	2.0 U
Acetone	µg/m3	11 J	--	--	--	10 J	12 U
Allyl chloride	µg/m3	1.6 U	--	--	--	1.6 U	1.6 U
Benzene	µg/m3	0.31 J	13 U	56 U	330 U	0.21 J	0.46 J
Benzyl chloride	µg/m3	1.0 U	--	--	--	1.0 U	1.0 U
Bromodichloromethane	µg/m3	1.3 U	--	--	--	1.3 U	1.3 U
Bromoform	µg/m3	2.1 U	--	--	--	2.1 U	2.1 U
Bromomethane (Methyl bromide)	µg/m3	0.78 U	--	--	--	0.78 U	0.78 U
Butane	µg/m3	1.1 J	--	--	--	1.2 U	1.2 U
Carbon disulfide	µg/m3	0.51 J	--	--	--	1.6 U	1.6 U
Carbon tetrachloride	µg/m3	0.36 J	25 U	110 U	650 U	0.34 J	0.36 J
Chlorobenzene	µg/m3	0.92 U	--	--	--	0.92 U	0.92 U
Chlorodifluoromethane	µg/m3	0.91 J	--	--	--	0.64 J	1.1 J
Chloroethane	µg/m3	1.3 U	--	--	--	1.3 U	1.3 U
Chloroform (Trichloromethane)	µg/m3	0.98 U	20 U	85 U	500 U	0.98 U	0.98 U
Chloromethane (Methyl chloride)	µg/m3	0.83 J	--	--	--	0.83 J	0.84 J
cis-1,2-Dichloroethene	µg/m3	0.45 J	6.3 J	540	2600	0.79 U	0.79 U
cis-1,3-Dichloropropene	µg/m3	0.91 U	--	--	--	0.91 U	0.91 U
Cyclohexane	µg/m3	0.69 U	--	--	--	0.69 U	0.69 U
Cymene (p-Isopropyltoluene)	µg/m3	1.1 U	--	--	--	1.1 U	1.1 U
Dibromochloromethane	µg/m3	1.7 U	--	--	--	1.7 U	1.7 U
Dichlorodifluoromethane (CFC-12)	µg/m3	1.9 J	--	--	--	1.7 J	2.4 J

Table 2

Analytical Results Summary
Indoor Air Sampling
General Motors Components Holdings, LLC - Lockport Site
Lockport, New York
March 2024

	Location ID:	**8-IA-2**	**Blower 7W-3**	**Blower 7W-7**	**Blower 8-3**	**OA-1**	**OA-2**
	Sample Name:	**8-IA-2-032124**	**7W-3-032024**	**7A-1-032024**	**8-3-032024**	**OA-1-032124**	**OA-2-032224**
	Sample Date:	**03/21/2024**	**03/20/2024**	**03/20/2024**	**03/20/2024**	**03/21/2024**	**03/22/2024**
Parameter	**Unit**						
Volatile Organic Compounds (Continued)							
Ethylbenzene	µg/m3	0.87 U	--	--	--	0.87 U	0.87 U
Hexachlorobutadiene	µg/m3	2.1 U	--	--	--	2.1 U	2.1 U
Hexane	µg/m3	1.8 U	--	--	--	1.8 U	3.2
Isopropyl alcohol	µg/m3	12 U	--	--	--	12 U	12 U
Isopropyl benzene	µg/m3	0.98 U	--	--	--	0.98 U	0.98 U
m&p-Xylenes	µg/m3	0.45 J	--	--	--	2.2 U	2.2 U
Methyl methacrylate	µg/m3	2.0 U	--	--	--	2.0 U	2.0 U
Methyl tert butyl ether (MTBE)	µg/m3	0.72 U	--	--	--	0.72 U	0.72 U
Methylene chloride	µg/m3	0.94 J	80	300 U	1800 U	1.0 J	1.6 J
N-Butylbenzene	µg/m3	1.1 U	--	--	--	1.1 U	1.1 U
N-Heptane	µg/m3	0.82 U	--	--	--	0.82 U	0.82 U
N-Propylbenzene	µg/m3	0.98 U	--	--	--	0.30 J	0.98 U
Naphthalene	µg/m3	2.6 U	--	--	--	2.6 U	2.6 U
o-Xylene	µg/m3	0.87 U	--	--	--	0.87 U	0.87 U
Styrene	µg/m3	0.85 U	--	--	--	0.85 U	0.85 U
tert-Butyl alcohol	µg/m3	15 U	--	--	--	15 U	15 U
tert-Butylbenzene	µg/m3	1.1 U	--	--	--	1.1 U	1.1 U
Tetrachloroethene	µg/m3	0.31 J	1100	15000	140 J	1.4 U	1.4 U
Tetrahydrofuran	µg/m3	9.4 J	--	--	--	15 U	15 U
Toluene	µg/m3	0.60 J	--	--	--	0.75 U	0.75 U
trans-1,2-Dichloroethene	µg/m3	0.79 U	16 U	69 U	410 U	0.79 U	0.79 U
trans-1,3-Dichloropropene	µg/m3	0.91 U	--	--	--	0.91 U	0.91 U
Trichloroethene	µg/m3	2.9	64	3400	29000	1.1 U	1.1 U

Table 2

Analytical Results Summary
Indoor Air Sampling
General Motors Components Holdings, LLC - Lockport Site
Lockport, New York
March 2024

Location ID:		**8-IA-2**	**Blower 7W-3**	**Blower 7W-7**	**Blower 8-3**	**OA-1**	**OA-2**
Sample Name:		**8-IA-2-032124**	**7W-3-032024**	**7A-1-032024**	**8-3-032024**	**OA-1-032124**	**OA-2-032224**
Sample Date:		**03/21/2024**	**03/20/2024**	**03/20/2024**	**03/20/2024**	**03/21/2024**	**03/22/2024**
Parameter	**Unit**						
Volatile Organic Compounds (Continued)							
Trichlorofluoromethane (CFC-11)	µg/m3	1.5	--	--	--	0.95 J	0.99 J
Trifluorotrichloroethane (CFC-113)	µg/m3	0.61 J	--	--	--	1.5 U	0.42 J
Vinyl bromide (Bromoethene)	µg/m3	0.87 U	--	--	--	0.87 U	0.87 U
Vinyl chloride	µg/m3	0.51 U	20 U	38 J	530 U	0.51 U	0.51 U
Xylenes (total)	µg/m3	0.45 J	--	--	--	3.0 U	3.0 U

Notes:

U - Not detected at the associated reporting limit

J - Estimated concentration

"--" - Not analyzed

Table 3

Analytical Methods
Indoor Air Sampling
General Motors Components Holdings, LLC - Lockport Site
Lockport, New York
March 2024

Parameter	Method	Matrix	Holding Time Collection to Analysis (Days)
Volatile Organic Compounds (VOCs)	TO-14A	Air	30
	TO-15	Air	30

Method References:

EPA Method TO-14A - "Determination of Toxic Organic Compounds in Ambient Air Using Specially Prepared Canisters with Subsequent Analysis by Gas Chromatography", EPA-625/R-96/010b, January 1999

EPA Method TO-15 - VOCs in Air Collected in SUMMA Canisters and Analyzed by Gas Chromatography/Mass Spectrometry, EPA-625/R-96/010b, January 1999

Table 4

Qualified Sample Results Due to Analyte Concentrations in the Method Blanks
Indoor Air Sampling
General Motors Components Holdings, LLC - Lockport Site
Lockport, New York
March 2024

Parameter	Analyte	Analysis Date (mm/dd/yyyy)	Blank Result *	Sample ID	Original Result	Qualified Result	Units
VOCs	Methylene chloride	03/21/2024	1.24 J	7A-1-032024	120 J	300 U	µg/m3

Notes:

*	- Blank result adjusted for sample factors where applicable
U	- Not detected at the associated reporting limit
J	- Estimated concentration
VOCs	- Volatile Organic Compounds