Remedial Investigation/ Alternatives Analysis Report/ Interim Remedial Measures

3807 Highland Avenue Site
BCP Site No. C932145
Niagara Falls, New York

May 2010 0170-001-103

Prepared For:

Globe Metallurgical, Inc. & Solsil, Inc.

Prepared By:

BENCHMARK
ENVIRONMENTAL
ENGINEERING &
SCIENCE, PLLC

2558 Hamburg Turnpike, Buffalo, New York 14218 | phone: (716) 856-0599 | fax: (716) 856-0583

REMEDIAL INVESTIGATION/ ALTERNATIVES ANALYSIS REPORT/ INTERIM REMEDIAL MEASURES REPORT

3807 HIGHLAND AVENUE SITE

NIAGARA FALLS, NEW YORK

BCP SITE NO. C932145

May 2010 0170-001-103

Prepared for:

Globe Metallurgical, Inc. & Solsil, Inc.

RI/AAR/IRM REPORT
3807 Highland Avenue Site
Table of Contents

1.0 INTRODUCTION 1
- 1.1 Purpose and Scope 1
- 1.2 Background 2
  - *1.2.1 Property and Site Description 2*
  - *1.2.2 Previous Investigations 2*
    - *1.2.2.1 September 2008– Phase I Environmental Site Assessment 2*
    - *1.2.2.2 September 2008 – Preliminary Site Investigation 2*
    - *1.2.2.3 January 2009 – Supplemental Investigation 3*
- 1.3 Constituents of Primary Concern (COPCs) 3

2.0 INVESTIGATION APPROACH 4
- 2.1 Surface Soil/Fill 4
- 2.2 Sediments 4
- 2.3 Stack Deposits 5
- 2.4 Sub-Surface Soil/Fill 5
  - *2.4.1 Site-Wide Soil/Fill Characterization 5*
  - *2.4.2 Chromium-impacted Areas 6*
  - *2.4.3 Arsenic-impacted Areas 6*
- 2.5 Groundwater Investigation 6
  - *2.5.1 Monitoring Well Installation 6*
  - *2.5.2 Groundwater Sample Collection 7*
  - *2.5.3 Groundwater Sample Analyses 7*
- 2.6 Field Specific Quality Assurance/Quality Control Sampling 8
- 2.7 Site Mapping 8

3.0 SITE PHYSICAL CHARACTERISTICS 9
- 3.1 Site Topography and Drainage 9
- 3.2 Geology and Hydrogeology 9
  - *3.2.1 Overburden 9*
  - *3.2.2 Bedrock 10*
  - *3.2.3 Hydrogeology 10*

4.0 INVESTIGATION RESULTS BY MEDIA 11
- 4.1 Surface Soil/Fill 11
  - *4.1.1 Volatile Organic Compounds 11*
  - *4.1.2 Semi-Volatile Organic Compounds 11*
  - *4.1.3 Inorganic Compounds 12*
  - *4.1.4 Polychlorinated Biphenyls 12*
  - *4.1.5 Surface Soil/Fill Summary 12*
- 4.2 Sediments 13
  - *4.2.1 Volatile Organic Compounds 13*
  - *4.2.2 Semi-Volatile Organic Compounds 13*
  - *4.2.3 Inorganic Compounds 13*
  - *4.2.4 Polychlorinated Biphenyls 13*
  - *4.2.5 Sediments Summary 13*

4.3 Stack Deposits....14
4.3.1 Semi-Volatile Organic Compounds....14
4.3.2 Inorganic Compounds....14
4.3.3 Pesticides, Herbicides and Polychlorinated Biphenyls....14
4.3.4 Stack Deposits Summary....14
4.4 Subsurface Soil/Fill....14
4.4.1 Volatile Organic Compounds....14
4.4.2 Semi-Volatile Organic Compounds....14
4.4.3 Inorganic Compounds....15
4.4.4 Pesticides, Herbicides and Polychlorinated Biphenyls....15
4.4.5 Subsurface Soil/Fill Summary....15
4.5 Groundwater....16
4.5.1 Volatile Organic Compounds....16
4.5.2 Semi-Volatile Organic Compounds....16
4.5.3 Inorganic Compounds....16
4.5.4 Summary....16
4.6 Data Usability Summary....16

5.0 INTERIM REMEDIAL MEASURES (IRM)....18

6.0 FATE AND TRANSPORT OF COPCS....21
6.1 Fugitive Dust Generation....21
6.2 Volatilization....21
6.3 Surface Water Runoff....22
6.4 Leaching....22
6.5 Groundwater Transport....23
6.6 Exposure Pathways....23

7.0 QUALITATIVE RISK ASSESSMENT....24
7.1 Potential Human Health Risks....24
7.2 Potential Ecological Risks....25

8.0 REMEDIAL ALTERNATIVES EVALUATION....26
8.1 Remedial Action Objectives....26
8.2 Future Land Use Evaluation....27
8.3 Alternatives Evaluation....28
8.3.1 IRM/No Further Action....28
8.3.2 IRM and Implementation of a Site Management Plan....29
8.3.3 Unrestricted Use Alternative....31
8.4 Recommended Remedial Measure....33

9.0 RI/IRM/AAR SUMMARY AND CONCLUSIONS....34

10.0 REFERENCES....36

RI/AAR/IRM REPORT
3807 Highland Avenue Site
Table of Contents

LIST OF TABLES

Table 1	Analytical Data Summary
Table 2	Summary of Surface Soil Analytical Data
Table 3	Summary of Sediment Soil Analytical Data
Table 4a	Summary of Subsurface Soil/Fill Analytical Data – Historic Soil Boring
Table 4b	Summary of Subsurface Soil/Fill Analytical Data – RI Soil Borings
Table 4c	Summary of Subsurface Soil/Fill Analytical Data – RI Test Pit
Table 5	Summary of Groundwater Analytical Data
Table 6	Groundwater Elevation Measurements
Table 7a	Implementation of Site Management Plan Alternative Cost Estimate
Table 7b	Unrestricted Use Cleanup Alternative Cost Estimate
Table 7c	Summary of Remedial Alternatives Cost Estimates
Table 8a	Unrestricted Use Comparison – Surface Soil
Table 8b	Unrestricted Use Comparison – Historic Soil Borings
Table 8c	Unrestricted Use Comparison – RI Soil Borings
Table 8d	Unrestricted Use Comparison – RI Test Pit

RI/AAR/IRM REPORT
3807 Highland Avenue Site
Table of Contents

LIST OF FIGURES

Figure 1	Site Location and Vicinity Map
Figure 2	Site Plan (Aerial)
Figure 3	Surface Soil/Fill Sample Locations
Figure 4	Subsurface Soil/Fill Sample Locations
Figure 4a	TP-1 and TP-5 Delineation Investigations
Figure 4b	TP-13, TP-16 and SS-9 Delineation Investigations
Figure 5	Groundwater Monitoring Well Locations & Isopotential Map
Figure 6	Geologic Cross-Section
Figure 7	IRM Excavation Areas

APPENDICES

Appendix A	Project Photolog
Appendix B	Field Borehole Logs and Well Completion Details
Appendix C	RI/IRM Analytical Sampling Data
Appendix D	Data Usability Summary Report (DUSR)
Appendix E	Land Use Evaluation
Appendix F	Electronic Copy of RI/AAR/IRM Report

1.0 INTRODUCTION

This Remedial Investigation/Alternatives Analysis Report/Interim Remedial Measures (RI/AAR/IRM) Report has been prepared on behalf of Globe Metallurgical, Inc. (Globe) and Solsil, Inc. (Solsil), for the 3807 Highland Avenue Site, in the City of Niagara Falls, Niagara County, New York (Site; see Figures 1 and 2).

Co-applicants Globe and Solsil elected to pursue cleanup and redevelopment of the Site under the New York State Brownfield Cleanup Program (BCP), and executed a Brownfield Cleanup Agreement (BCA) with the New York State Department of Environmental Conservation (NYSDEC) on September 4, 2009 (BCP Site No. C932145). The RI/AAR/IRM Work Plan was approved by the NYSDEC, with concurrence of the New York State Department of Health (NYSDOH), on September 30, 2009. Benchmark performed RI activities at the Site from October 6, 2009 through January 4, 2010, and IRM activities were conducted at the Site from November 11, 2009 through March 10, 2010.

1.1 Purpose and Scope

This RI/AAR/IRM Report has been prepared on behalf of Globe and Solsil to describe and present the findings of the RI and IRM activities, and evaluate remedial alternatives for the Site.

This report contains the following sections:

- Section 2.0 presents the approach for the RI
- Section 3.0 describes the physical characteristics of the Site as they pertain to the investigation findings
- Section 4.0 presents the investigation results by media
- Section 5.0 summarizes the IRM activities
- Section 6.0 describes the fate and transport of the constituents of primary concern (COPCs).
- Section 7.0 presents the qualitative risk assessment.
- Section 8.0 evaluates remedial alternatives for the Site.
- Section 9.0 presents the RI/AAR/IRM summary and conclusions
- Section 10.0 provides a list of references for this report.

1.2 Background

1.2.1 Property and Site Description

The property located at 3807 Highland Avenue, in Niagara Falls, New York is an approximate 22-acre parcel owned by Globe Metallurgical, Inc. (Globe) (see Figures 1 and 2). The Site is bordered by College Avenue to the south, Highland Avenue to the west, Maple Avenue to the north, and Hyde Park to the east. Properties adjacent to the Site include Schleifmittel-Treibacher (former General Abrasives) to the east, PreMax (former Chisholm-Ryder) to the west, and the former Hazorb/Niagara Vest/Union Carbide BCP site to the south.

The Site is currently being re-furbished/redeveloped for the production of metallurgical and chemical-grade silicon metal and silicon-based specialty alloys. Solsil plans to build a new facility on the western portion of the Site that will produce and develop high-purity silicon for use in photovoltaic solar cells. Prior to the refurbishment and redevelopment efforts currently underway, the facility had not been in operation since 2003. Historically the Site used for industrial manufacturing since at least 1913, with the most recent use of the Site for the manufacture silicon metal and ferrosilicon metal.

1.2.2 Previous Investigations

A summary of the investigations that have occurred at the Site are presented below. Historical sample locations are also shown on Figures 3 and 4.

1.2.2.1 September 2008– Phase I Environmental Site Assessment

In September 2008, Benchmark conducted a Phase I Environmental Site Assessment (ESA) at the Site. Benchmark identified several recognized environmental conditions (RECs) based on the historic industrial use of the site and recommended additional investigation.

1.2.2.2 September 2008 – Preliminary Site Investigation

In September 2008, Benchmark conducted a limited Preliminary Site Investigation at the Site. The limited investigation included soil borings to evaluate potential impacts associated with past heavy industrial operations, and to provide general characterization of the property. Surface, sub-surface soil/fill and historical stack deposit samples were

collected for analysis. Based on the results of the investigation, Benchmark recommended that a BCP application be submitted to the NYSDEC.

1.2.2.3 January 2009 – Supplemental Investigation

In January 2009, Benchmark completed a Supplemental Investigation at the Site. The supplemental investigation included collection of samples from various areas of the Site. Certain contaminants were detected in several locations, which provided additional evidence that the Site qualified for inclusion in the BCP.

1.3 Constituents of Primary Concern (COPCs)

Based on the findings related to historic use of the Site, the Constituents of Potential Concern (COPCs) are presented below:

- ***Soil, Sediments, Stack Deposits, Groundwater:*** volatile organic compounds (VOCs), Semi-volatile organic compounds (SVOCs), metals and polychlorinated biphenyls (PCBs).

2.0 INVESTIGATION APPROACH

The purpose of the RI field activities was to define the nature and extent of contamination on the BCP Site, and to collect data of sufficient quantity and quality to perform the remedial alternatives evaluation. The field investigation was completed across the BCP Site to supplement previous environmental data and to delineate areas requiring remediation. On-site field activities included: advancement soil borings, excavation of test pits, surface and subsurface soil sampling; sediment sampling, furnace stack deposit sampling, monitoring well installation; groundwater sampling of newly installed monitoring wells; and, collection of hydrogeologic data.

Field team personnel collected environmental samples in accordance with the rationale and protocols described in the Field Sampling Plan (FSP) presented in the Quality Assurance Project Plan (QAPP). USEPA and NYSDEC-approved sample collection and handling techniques were used. Samples for chemical analysis were analyzed in accordance with USEPA SW-846 methodology with an equivalent Category B deliverable package to meet the definitive-level data requirements. Analytical results were evaluated by a third-party data validation expert in accordance with provisions described in the QAPP.

The investigation activities are described below. Figures 3, 4, 4a, 4b and 5 present the RI sample locations as well as historic sample locations. Appendix A contains photographs of field activities.

2.1 Surface Soil/Fill

Twenty-eight surface soil/fill samples, identified as SS-1 through SS-28, were collected across the Site (see Figure 3). RI surface soil/fill samples were analyzed for Target Compound List (TCL) SVOCs, Target Analyte List (TAL) metals, and PCBs.

Nine historic surface samples were collected previous to the BCP RI, which are also shown on Figure 3. Historic surface samples were analyzed for TCL plus NYSDEC STARS VOCs, TCL SVOCs, TAL metals and/or PCBs.

2.2 Sediments

Three sediment samples, identified as SED-1, SED-2, and SED-3, were collected from on-Site catch basins during the RI. Sediment samples were analyzed for TCL plus NYSDEC STARS VOCs, TCL SVOCs, TAL metals and PCBs.

Two historic sediment samples were collected previous to the BCP RI, which are also shown on Figure 3. Historic sediment samples were analyzed for TCL plus NYSDEC STARS VOCs, TCL SVOCs, TAL metals and/or PCBs.

2.3 Stack Deposits

Historic furnace stack deposit samples, designated as Stack-1 and Stack-2, were collected from two inactive furnace stacks during the Preliminary Site Investigation and analyzed for TCL SVOCs and TAL metals. One additional stack deposit sample was collected during the RI from the former western furnace stack, identified as W-Stack. The W-Stack sample was analyzed for PCBs, herbicides, pesticides, and waste characterization parameters per the disposal facility requirements. Locations of the furnace stacks are shown on Figure 3.

2.4 Sub-Surface Soil/Fill

The subsurface investigation included the excavation of 29 test-pits, identified as TP-1 through TP-29, and the advancement of 30 soil borings identified as SB-1 through SB-30 (see Figure 4). Test pits were excavated utilizing a rubber-tract excavator, and were excavated to vertical limits of the excavator arm or refusal, with a maximum depth of 9.5 feet below ground surface (fbgs). Soil borings were completed utilizing a direct-push drill rig and were typically advanced to a target depth 20 fbgs or refusal. Appendix B contains the test pit and soil boring field logs.

Subsurface soil/fill samples were collected from the test pits and soil borings and field-screened for the presence of VOCs using a field photoionization detector (PID). Soil/fill samples were collected using dedicated stainless steel sampling tools. Representative soil samples were placed in pre-cleaned laboratory provided sample bottles, cooled to 4ºC in the field, and transported under chain-of-custody command to Test America Laboratory, located in Amherst, New York, a New York State Department of Health (NYSDOH) ELAP-certified analytical laboratory.

2.4.1 Site-Wide Soil/Fill Characterization

Subsurface soil/fill samples (TP-1 through TP-29 and SB-1 through SB-30) were analyzed for TCL SVOCs, PCBs and TAL Metals. TP-3, TP-4, TP-7, TP-10, TP-22, SB-6, SB-8, SB-11, SB-12, SB-13, SB-18, SB-19, SB-21, SB-23, SB-24, SB-28, SB-29, and SB-30 were also analyzed for TCL plus STARS VOCs.

Samples from test pits TP-13 and TP-16 were also analyzed for Toxicity Characteristic Leaching Procedure (TCLP) metals and hexavalent chromium.

2.4.2 Chromium-impacted Areas

Eight additional test pits, identified as TP-13N, TP-13S, TP-13E, TP-13W, TP-16N, TP-16S, TP-16E, and TP-16W were excavated to delineate areas with elevated chromium in the vicinity of TP-13 and TP-16. Samples from the area of TP-13 were analyzed for chromium as that was the only analyte detected above Part 375 Industrial SCOs in TP-13 and samples from the area of TP-16 were analyzed for chromium, arsenic, and nickel as those analytes were the only analytes detected above Part 375 Industrial SCOs.

2.4.3 Arsenic-impacted Areas

Fourteen additional soil borings and eight additional test pits were advanced in the vicinity of TP-1/SS-1 and TP-5/SS-5 to delineate areas with elevated arsenic concentrations. Soil borings TP/SS-1(1) through TP/SS-1(9) and TP/SS-5(1) through TP/SS-5(5) were advanced to approximately 4 fbgs, which was the approximate maximum depth of fill material in that area of the Site, and analyzed for total arsenic. Samples from test pits TP/SS-1(10), TP/SS-5(6), TP/SS-5(7) and TP/SS-5(8) were utilized to further delineate the horizontal extent of elevated arsenic in those areas, while samples from TP/SS-1(F1), TP/SS-1(F2), TP/SS-5(F1), and TP/SS-5(F2) were collected from native clay materials approximately four fbgs to delineate the horizontal extent of elevated arsenic.

2.5 Groundwater Investigation

2.5.1 Monitoring Well Installation

Six monitoring wells, identified as MW-1, MW-2, MW-3S, MW-3D, MW-4 and MW-5 were advanced through unconsolidated overburden soil/fill material to facilitate well installation. Multiple attempts to install additional monitoring wells across the site were undertaken, however based on the shallow bedrock across the site additional monitoring wells locations were not feasible.

Monitoring wells were installed using a direct-push drill rig capable of advancing hollow-stem augers to install two-inch inside diameter (ID) monitoring wells in accordance with the approved RI/AAR/IRM Work Plan. Monitoring well construction details are

presented on the Field Borehole Logs in Appendix B. Locations of the monitoring wells are presented on Figure 5.

2.5.2 Groundwater Sample Collection

Newly installed monitoring wells were developed prior to sampling to remove residual sediments and ensure good hydraulic connection with the water-bearing zone. A minimum of three well volumes were removed from each well. Prior to sample collection, static water levels were measured and recorded from all on-site monitoring wells. Following water level measurement, Benchmark personnel purged and sampled monitoring wells MW-1 through MW-5 using a peristaltic pump and dedicated pump tubing following low-flow/minimal drawdown purge and sample collection procedures. Prior to sample collection, groundwater was evacuated from each well at a low-flow rate (typically less than 0.1 L/min). Field measurements for pH, specific conductance, temperature, turbidity, and water level as well as visual and olfactory field observations were periodically recorded and monitored for stabilization. Purging was considered complete when pH, specific conductivity, and temperature stabilized, and when turbidity measurements fell below 50 Nephelometric Turbidity Units (NTU) or became stable above 50 NTU. Upon stabilization of field parameters, groundwater samples were collected.

Prior to and immediately following collection of groundwater samples, field measurements for pH, specific conductance, temperature, turbidity, dissolved oxygen, and water level as well as visual and olfactory field observations were recorded.

All collected groundwater samples were placed in pre-cleaned, pre-preserved laboratory provided sample bottles, cooled to 4°C in the field, and transported under chain-of-custody command to Test America for analysis.

2.5.3 Groundwater Sample Analyses

Groundwater samples collected from wells MW-1 through MW-5 were analyzed for TCL plus STARS list VOCs, TCL SVOCs, and TAL metals in accordance with USEPA SW-846 methodology with equivalent NYSDEC Category B deliverables to allow for independent third-party data usability assessment.

2.6 Field Specific Quality Assurance/Quality Control Sampling

In addition to the surface soil, sediment, stack deposits, subsurface soil/fill and groundwater samples described above, field-specific quality assurance/quality control (QA/QC) samples were collected and analyzed to ensure the reliability of the generated data as described in the QAPP and to support the required third-party data usability assessment effort. Site-specific QA/QC samples included matrix spikes, matrix spike duplicates, blind duplicates, and trip blanks.

2.7 Site Mapping

A Site map was developed during the RI field investigation. All sample points and relevant Site features were located on the map. Benchmark employed a Trimble GeoXT handheld GPS unit to identify the locations of all sample locations relative to State planar grid coordinates. Monitoring well elevations were measured by Benchmark's surveyor. An isopotential map showing the groundwater elevations was prepared based on water level measurements relative to USGS vertical datum (see Figure 5) and geologic cross–sections were developed based on the data collected during the subsurface investigation (see Figure 6).

3.0 SITE PHYSICAL CHARACTERISTICS

The physical characteristics of the Site observed during the RI are described in the following sections.

3.1 Site Topography and Drainage

The Site is generally flat lying with limited distinguishable Site features. The surface in the immediate vicinity of the manufacturing building are predominately covered with pavement (i.e. asphalt and concrete), the northeast corner of the property is elevated with an earthen berm and vegetative cover, and the eastern side of the property is an generally open unpaved area utilized for the storage of wood-chips, which is a raw material in the production process. Precipitation (i.e., rain or melting snow) moves to the storm drains on-Site and in the roadways via overland flow. Surface and shallow groundwater flow are likely impacted by various cycles of development and filling, as well as utility lines and foundations.

3.2 Geology and Hydrogeology

3.2.1 Overburden

Based on the U.S. Department of Agriculture Soil Conservation Service soil survey map of Niagara County, the surrounding area surficial soil type, which may extend beneath the Site, includes the Odessa silty clay loam (OdA), with slopes ranging from 0 to 2%. Surficial Geologic Map of New York, Niagara Sheet, presented by NYS Geologic Survey (1988), indicates that the surficial soil type in the vicinity of the Site is a Till, with variable texture (e.g. clay, silt-clay, boulder clay), and a loamy matrix.

The geology at the Site was investigated during the RI and is generally described as fill materials overlying native brown/reddish-brown clay. The fill materials consist of silt, sand, and gravel with varying amounts of slag, metal, and cinder-like materials at depths ranging from surface to 9.5 feet below ground surface (fbgs). The presence of overburden fill material is widespread and common throughout the City of Niagara Falls. Native materials consist of dense clay with varying amounts of sand and gravel to depths up to 24 fbgs. Figure 6 presents a geologic cross section of the Site based on the findings of the RI.

3.2.2 Bedrock

The Niagara Falls region is underlain by Silurian and Devonian age stratified limestone, dolomite, and shale of marine origin. The bedrock is virtually flat lying, with a gentle dip to the south of only about 30 to 40 feet per mile and exhibits only very gentle folding. The bedrock surface was deeply eroded by weathering and stream action prior to glaciation and by glacial scour during glaciation. The carbonate rocks and the shale are nearly impermeable as homogeneous rock; however, due to regional tectonic stresses the bedrock is vertically and horizontally fractured, providing openings for the storage and transmission of groundwater.

The primary bedrock type that forms the bedrock surface in the northern part of the Lake Erie-Niagara River Basin is the fine- to coarse-grained Lockport Dolomite; a white or grey, magnesium-rich sedimentary rock resembling limestone, but harder and more resistant. The Lockport extends into New York for 200 miles from Niagara County to Herkimer County. The Lockport is the lowermost carbonate-rock unit in the region, which overlies the Rochester Shale, a black to gray carbonaceous shale with minor calcareous beds and limestone layers. Gypsum is also present as nodules along some bedding-plane surfaces in the Lockport. The maximum thickness of the Lockport is approximately 150 feet.

Bedrock was encountered on-Site during the RI at depths ranging from approximately nine fbgs on the northeast portion of the Site to approximately 24 fbgs on the southern portion of the Site. Based on field observations, bedrock generally slopes from northeast to southwest across the Site.

3.2.3 Hydrogeology

Based on the groundwater gauging completed during the RI, localized groundwater flow was determined to be west/northwest based on the depth to water measurements. The groundwater gauging data collected during this RI was collected from properly installed permanent wells that were developed prior to sampling and gauging. To confirm groundwater flow direction, an additional groundwater gauging event was completed in January 2010. These gauging events indicate a general west/northwest groundwater flow direction. Figure 5 depicts the groundwater isopotential map from the October 2009 data. Groundwater elevation data from the gauging events is shown on Table 6.

4.0 INVESTIGATION RESULTS BY MEDIA

The following sections discuss the analytical results of the Remedial Investigation and previous investigations. A summary of the RI sampling program, including historic samples, is presented in Table 1. Tables 2 through 5 summarize the surface soil/fill, sediment, stack deposit, subsurface soil/fill, and groundwater analytical data, respectively. Appendix C includes the laboratory analytical data packages. Figures 3, 4, 4a, 4b and 5 present the sample locations.

For discussion purposes, the data is compared with Standards, Criteria and Guidance values (SCGs) applicable to each medium as follows:

- Tables 2, 3, 4a, 4b, and 4c present a comparison of the detected surface soil/fill, sediment, stack deposits and subsurface soil/fill parameters to 6NYCRR Part 375-6 Industrial SCOs (December 2006).
- Table 5 presents a comparison of the detected groundwater parameters to the Class GA Groundwater Quality Standards (GWQS) per NYSDEC Technical and Operational Guidance Series (TOGS) 1.1.1 Ambient Water Quality Standards and Guidance Values and Groundwater Effluent Limitations (June 1988).

Sample results compared to Part 375 Industrial SCOs are described below according to media and contaminant class.

4.1 Surface Soil/Fill

4.1.1 Volatile Organic Compounds

The majority of analyzed VOCs was reported as non-detectable or at trace (estimated) concentrations below the laboratory sample quantitation limit. None of the sample concentrations exceeded Part 375 Industrial SCOs for VOCs.

4.1.2 Semi-Volatile Organic Compounds

The majority of analyzed SVOCs were reported as non-detectable or at trace (estimated) concentrations below the sample quantitation limit (see Table 2). Four sample locations contained only one SVOC (benzo(a)pyrene) slightly above its industrial SCO.

Benzo(a)pyrene tends to be ubiquitous in soils at historic industrial properties and based on the sample locations (different areas of the Site) and lack of visual and/or olfactory evidence of contamination, the slightly elevated benzo(a)pyrene does not appear to be attributable to a point-source release (e.g, petroleum spill or chemical release).

Two historic sample locations (i.e., SS-7 and SS-9) contained more than one SVOC above Industrial SCOs. SS-7 is located within the maintenance shop on the southern portion of the Site and SS-9 is located in an area where spent electrodes were stored.

4.1.3 Inorganic Compounds

The majority of inorganic compounds were detected below Industrial SCOs. Arsenic was detected above its Industrial SCOs at historic sample location SS-7 and RI sample locations SS-1 and SS-5.

4.1.4 Polychlorinated Biphenyls

The majority of analyzed PCBs were reported as non-detectable or at trace (estimated) concentrations below the sample quantitation limit. None of the sample concentrations exceeded Part 375 Industrial SCOs.

4.1.5 Surface Soil/Fill Summary

As described above, concentrations of VOCs and PCBs were below Part 375 Industrial SCOs. Benzo(a)pyrene was detected at four sample locations slightly above its Industrial SCO; however, that compound tends to be ubiquitous in soils at historic industrial properties and does not appear to be attributable to a specific release on-Site. Several SVOCs were detected at concentrations above Part 375 Industrial SCOs in historic sample locations SS-7 and SS-9. Arsenic was detected above its Industrial SCO at historic sample location SS-7 and RI sample locations SS-1 and SS-5.

4.2 Sediments

4.2.1 Volatile Organic Compounds

The majority of analyzed VOCs was reported as non-detectable or at trace (estimated) concentrations below the laboratory sample quantitation limit (see Table 3). None of the sample concentrations exceeded Part 375 Industrial SCOs for VOCs.

4.2.2 Semi-Volatile Organic Compounds

The majority of analyzed SVOCs were reported as non-detectable or at trace (estimated) concentrations below the sample quantitation limit (see Table 3). One RI sediment sample (Sed-3), which is a catch basin near the western property boundary, and one historic sediment sample (Sump-2), which is a sump/drain within the maintenance building, contained only one SVOC (benzo(a)pyrene) slightly above its industrial SCO. RI sediment sample Sed-2, which is a catch basin near the southwestern property boundary contained several SVOCs above Industrial SCOs.

4.2.3 Inorganic Compounds

Inorganic compounds were reported as non-detectable, at trace (estimated) concentrations below the sample quantitation limit or below Part 375 Industrial SCOs.

4.2.4 Polychlorinated Biphenyls

The majority of analyzed PCBs was reported as non-detectable or at trace (estimated) concentrations below the sample quantitation limit. None of the sample concentrations exceeded Part 375 Industrial SCOs.

4.2.5 Sediments Summary

As described above, concentrations of VOCs, inorganic compounds and PCBs were below Part 375 Industrial SCOs. SVOCs were detected at concentrations above Part 375 Industrial SCOs in historic sample location Sump-2 and RI sample locations Sed-2 and Sed-3.

4.3 Stack Deposits

4.3.1 Semi-Volatile Organic Compounds

SVOCs were reported as non-detectable, at trace (estimated) concentrations below the sample quantitation limit or below Part 375 Industrial SCOs (see Table 3).

4.3.2 Inorganic Compounds

The majority of inorganic compounds were reported as non-detectable, at trace (estimated) concentrations below the sample quantitation limit or below Part 375 Industrial SCOs. One historic stack deposit sample (Stack-1), which is from the western stack, contained arsenic above its Industrial SCO.

4.3.3 Pesticides, Herbicides and Polychlorinated Biphenyls

Pesticides, herbicides and PCBs were reported as non-detectable, at trace (estimated) concentrations below the sample quantitation limit or below Part 375 Industrial SCOs.

4.3.4 Stack Deposits Summary

As described above, one stack deposits sample (Stack-1), which is from the western stack, contained arsenic above its Industrial SCO. All other analytes were reported as non-detectable, at trace (estimated) concentrations below the sample quantitation limit or below Part 375 Industrial SCOs.

4.4 Subsurface Soil/Fill

4.4.1 Volatile Organic Compounds

VOCs were reported as non-detectable, at trace (estimated) concentrations below the sample quantitation limit or below Part 375 Industrial SCOs (see Tables 4a, 4b and 4c).

4.4.2 Semi-Volatile Organic Compounds

The majority of analyzed SVOCs were reported as non-detectable, at trace (estimated) concentrations below the sample quantitation limit or below Part 375 Industrial SCOs (see Tables 4a, 4b and 4c). Constituents detected slightly above the industrial SCOs

were limited to benzo(a)pyrene at seven sample locations and dibenzo(a,h)anthracene at one sample location. These compounds tend to be ubiquitous in soils at historic industrial properties and based on the sample locations (different areas of the Site) and lack of visual and/or olfactory evidence of contamination, the slightly elevated SVOCs do not appear to be attributable to a point-source release (e.g, petroleum spill or chemical release).

4.4.3 Inorganic Compounds

The majority of inorganic compounds were detected below Part 375 Industrial SCOs. Constituents detected above the Part 375 Industrial SCOs included arsenic, chromium, manganese, and nickel. Samples from TP-13 and surrounding delineation test pits contained concentrations of chromium above Part 375 Industrial SCOs. Samples from TP-16 and surrounding delineation test pits contained concentrations of chromium, arsenic and/or nickel above Part 375 Industrial SCOs. Samples from the soil borings and test pits in the area of TP-1 and TP-5 contained arsenic its Part 375 Industrial SCO (see Tables 4a, 4b and 4c)..

4.4.4 Pesticides, Herbicides and Polychlorinated Biphenyls

Pesticides, herbicides, and PCBs were reported as non-detectable, at trace (estimated) concentrations below the sample quantitation limit or below Part 375 Industrial SCOs (see Tables 4a, 4b and 4c).

4.4.5 Subsurface Soil/Fill Summary

As described above, concentrations of VOCs, pesticides, herbicides, and PCBs were below Part 375 Industrial SCOs. Two SVOCs, benzo(a)pyrene and dibenzo(a,h)anthracene, were detected at concentrations slightly above Part 375 Industrial SCOs; however, those compound tends to be ubiquitous in soils at historic industrial properties and do not appear to be attributable to a specific release on-Site. Inorganic compounds present above Part 375 Industrial SCOs included arsenic, chromium, manganese, and nickel. Chromium was present at elevated concentrations in the areas of TP-13 and TP-16 and arsenic was present at elevated concentrations in the areas of TP-1 and TP-5.

4.5 Groundwater

The sampling results for groundwater monitoring completed in October 2009 are discussed in the following sections.

4.5.1 Volatile Organic Compounds

The majority of analytes were reported as non-detectable or trace (estimated) concentrations below the laboratory quantitation limit. Only isopropylbenzene and n-propylbenzene were deteced in monitoring well MW-5 at concentrations slightly above GWQS.

4.5.2 Semi-Volatile Organic Compounds

Only one SVOC, 2-methylnaphthalene, was detected above GWQS in monitoring well MW-5.

4.5.3 Inorganic Compounds

Total metals detected at concentrations above GWQS were limited to iron, magnesium, manganese, sodium and chromium. Soluble (filtered) metals detected at concentrations above GWQS were limited to magnesium, manganese and sodium.

4.5.4 Summary

As described above and shown on Table 5, slightly elevated concentrations of two VOCs and one SVOC were detected above GWQS in monitoring well MW-5. Soluble (filtered) metals detected at concentrations above GWQS were limited to magnesium, manganese and sodium, which are naturally occurring minerals commonly encountered in uncontaminated natural environments.

4.6 Data Usability Summary

In accordance with the RI/AAR/IRM Work Plan, the laboratory analytical data from this investigation was assessed and, as required, submitted for independent review. Data Validation Services located in North Creek, New York performed the data usability summary assessment, which involved a review of the summary form information and sample

raw data, and a limited review of associated QC raw data. Specifically, the following items were reviewed:

- Laboratory Narrative Discussion
- Custody Documentation
- Holding Times
- Surrogate and Internal Standard Recoveries
- Matrix Spike Recoveries/Duplicate Recoveries
- Field Duplicate Correlation
- Preparation/Calibration Blanks
- Control Spike/Laboratory Control Samples
- Instrumental IDLs
- Calibration/CRI/CRA Standards
- ICP Interference Check Standards
- ICP Serial Dilution Correlations
- Sample Results Verification

The Data Usability Summary Report (DUSR) was conducted using guidance from the USEPA Region 2 validation Standard Operating Procedures, the USEPA National Functional Guidelines for Data Review, as well as professional judgment.

In summary, no data were rejected, but some data were further qualified during the data validation. Any additional qualifications of the data have been incorporated to the summary data tables. Appendix D includes the DUSR.

5.0 INTERIM REMEDIAL MEASURES (IRM)

In accordance with the NYSDEC-approved RI/AAR/IRM Work Plan, immediately following the RI fieldwork, the RI surface soil/fill, sediment, stack deposits, subsurface soil/fill and groundwater data was reviewed with the NYSDEC and NYSDOH to evaluate which areas of the Site required remediation. Based on the nature and extent of the impacts identified during the RI, as well as previously known conditions (e.g., drums requiring removal), IRMs summarized below were discussed with and approved by NYSDEC and NYSDOH. As stated in the approved RI/AAR/IRM Work Plan, Globe/Solsil's intent was for the IRM to substantially or completely constitute the final NYSDEC-approved BCP remedy for the Site. Figure 7 presents the location of IRM excavation areas. Specific elements of the IRM, as implemented, included:

- Removal and cleaning of historic aboveground storage tanks (ASTs) including: Three (3) steel 250-gallon ASTs with steel secondary containment from the factory building; two (2) 500-gallon hydraulic oil ASTs, one (1) 275-gallon oil AST, and one (1) 500-gallon waste oil AST with steel secondary containment from the Oil House. All removed ASTs were vacuumed out to remove residual product and cleaned by Green Environmental Specialists, Inc. (GES). All tank cleaning residuals (oil/water sludge mixture) were collected and disposed of by GES at Environmental & Industrial Contracting Services, Inc (EICS) in Niagara Falls, New York. Five of the ASTs including the two secondary containment units were recycled as scrap by GES at Niagara Metal Recycling. The two 500-gallon hydraulic oil ASTs were transported off-site by Globe for reuse at Globe's facility in Ohio. A 1,000-gallon gasoline AST located on-Site was inspected and cleaned by GES, and Globe/Solsil plan to reuse on-Site in the future. An empty 150-gallon polyethylene tank was cleaned and disposed of by GES at EICS.
- Approximately 54 drums of containing waste materials and 8 additional empty drums were removed from the Site by GES. The waste materials drums removed from the site included: 10 drums of RI well drilling spoils; 13 drums of oil/water sludge mixture related to the ASTs cleaning, 16 drums of gear lube and 15 drums of lubricating oils. Drums were characterized, collected and disposed of by GES at EICS in Niagara Falls, New York. In addition, two pallets of grease pails (approximately 1,500-lbs) were also disposed of with the drums.
- Loading and transportation of approximately 2,731-tons of non-hazardous soil/fill/debris from the eastern portion of the Site and off-site disposal at Modern Landfill in Model City, New York.

- Approximately 1.35-tons of sediment and debris were removed from on-site catch basins and sumps. The material was collected by GES and disposed at EICS in Niagara Falls, New York.
- Collection, removal, and recycling of approximately 1,150-lbs of electronic wastes (eWaste) including old computers and equipment using Waste Management eScrap Tracker™ program. An additional 34-lbs. of spent light bulbs were collected and recycled utilizing Waste Management's Lamp Tracker™ and Mercury Tracker™ programs.
- Collection, removal and disposal of three drums from the factory building containing light ballasts, Potassium Hydroxide and Sodium Hydroxide. The material was collected by GES, and transported off-site by Frank's Vacuum Truck Service, Inc. for disposal at CWM Chemical Service, in Model City, NY;
- Collection and removal of five (5) lab-pack drums, identified as LP-01 through LP-05, containing spent laboratory chemicals including Sulfuric Acid, Hydrochloric Acid, Ammonium Hydroxide, Sodium Hydroxide, Caustic detergent and cleaner, ethanolamine, waste paint, adhesive, glycol, and spent laboratory titrate and indicator solutions. These materials were over-packed and transported off-site by Tonawanda Tank Transport Services, Inc. for disposal at Chemtron Corp. located in Avon, Ohio;
- Excavation and off-site disposal of approximately 358-tons of chromium-impacted soil/fill in the vicinity of TP-13 and TP-16. A delineation investigation was conducted as part of the RI to determine the lateral extents of the chromium contamination. The soil was characterized as non-hazardous based on TCLP analysis. Approximately 187-tons of soil/fill was excavated from the TP-13 area, which was excavated from the ground surface to approximately 3.5 fbgs, and approximately 171-tons was excavated from the TP-16, which was excavated from the ground surface to approximately 2.5 fbgs. Confirmatory samples were collected and analytical results were below Part 375 Industrial SCOs. Excavated soil/fill was transported off-site by RE Lorenz for disposal at Modern Landfill in Model City, New York.
- Excavation of approximately 26-tons of impacted surface soil/fill in the former spent electrode storage area (SS-9). The soil was characterized as non-hazardous based on TCLP analysis. Excavated soil/fill was transported off-site for disposal at Modern Landfill in Model City, New York. Additionally, three spent electrodes were direct-loaded and transported off-site for disposal at Chemical Waste Management in Chafee, New York.
- Approximately 250-tons of stack deposits were removed from the western stack. Waste characterization samples confirmed the deposits to be non-hazardous, and

the removed stack deposits were loaded and transported off-site by RE Lorenz for disposal at Modern Landfill in Model City, New York.

- Excavation and off-site disposal of approximately 728-tons of arsenic-impacted soil/fill in the vicinity of TP-1 and TP-5. A supplemental delineation investigation was conducted as part of the RI to determine the lateral extents of the arsenic contamination in those areas. The soil was characterized as non-hazardous based on TCLP analysis. Approximately 385-tons of material was excavated from the TP-1 area and approximately 343-tons of material was excavated from the TP-5 area. Both excavations were completed from the ground surface to approximately four fbgs. Confirmatory samples were collected from both areas, with analytical results below Part 375 Industrial SCOs, with one minor exception. Excavated soil/fill was transported off-site by RE Lorenz for disposal at Modern Landfill in Model City, New York.
- Placement and compaction of approximately 1,115-tons of native silty clay backfill material in the TP-13, TP-16, SS-9, TP-1 and TP-5 excavation areas. Backfill materials consisted of on-Site silty clay soils excavated during factory refurbishment (i.e., new sub-surface material feed hopper), which were tested to confirm they met NYSDEC on-Site re-use criteria and were pre-approved by NYSDEC to reuse. Additional backfill material included virgin gravel/stone from LaFarge gravel pit, which was used for approximately 3-4-inches of cover over the silty clay backfill in certain areas.

The Final Engineering Report, to be submitted as a separate document, includes additional details of the IRMs.

6.0 FATE AND TRANSPORT OF COPCS

The surface soil/fill, sediment, stack deposits, subsurface soil/fill and groundwater sample analytical results were incorporated with the physical characterization of the Site to evaluate the fate and transport of COPCs in Site media. The mechanisms by which the COPCs can migrate to other areas or media are briefly outlined below. In all instances, the potential pathways are evaluated in the context of post-IRM conditions.

6.1 Fugitive Dust Generation

Volatile and non-volatile chemicals present in soil can be released to ambient air as a result of fugitive dust generation. Impacted soil/fill, sediments and stack deposits were excavated/removed and disposed of off-Site as part of the IRM work. Furthermore, the majority of the Site is covered by factory, laboratory, and office buildings, asphalt and concrete pavement, compacted gravel and vegetation. A portion of the northeast area of the Site is not covered by an impermeable surface, however, that area is utilized for the storage of raw materials (i.e. wood chips), and as such large piles of wood chip cover the ground surface, thereby reducing the possibility of dust generation.

Based on the IRMs completed, the current and future industrial land use, and the majority of the Site being covered by structures, concrete, asphalt, and vegetation, this migration pathway is not relevant under the current and reasonably anticipated future land use, as long as paved (i.e. asphalt and concrete), gravel and vegetated areas across the Site are maintained in accordance with the Site Management Plan (SMP) for the Site.

6.2 Volatilization

Volatile chemicals present in soil/fill and groundwater may be released to ambient or indoor air through volatilization either from or through the soil/fill underlying current or future building structures. Volatile chemicals typically have a low organic-carbon partition coefficient (K_{oc}), low molecular weight, and a high Henry's Law constant.

Volatile organic compounds were not detected in surface soil/fill, sediment, stack deposits or subsurface soil/fill above 6NYCRR Part 375 Industrial SCOs. In fact, no VOCs were detected above Part 375 Residential SCOs. Therefore, the release of VOCs from soils is not considered relevant in current and future use scenarios.

Two VOCs were detected in Site groundwater at one sample location (MW-5) at concentrations only slightly above Class GA GWQS [11 micrograms per liter (ug/L) was the highest concentration]. It is expected that these VOCs will degrade over time as a result of natural biodegradation. It should also be noted that there were no detections of VOCs in the remaining five monitoring wells (MW-1, MW-2, MW-3S, MW-3D, and MW-4). Therefore, the release of VOCs from groundwater is not considered relevant in current and future use scenarios.

Based on the low concentrations or non-detection of contaminants in soil/fill and groundwater that could potentially contribute to vapor intrusion, it was determined, with concurrence from NYSDEC and NYSDOH, that a Soil Vapor Intrusion (SVI) assessment was not necessary for the Site. This was based on the low number (two analytes) and low concentration (slightly above GWQS) of these constituents detected in only one monitoring well on-Site.

6.3 Surface Water Runoff

The potential for soil particle transport with surface water runoff is low, as the majority of the Site is covered by concrete, asphalt or buildings, and is serviced by the Niagara Falls wastewater treatment plant (WWTP) sewer collection system. The WWTP sewer system provides a mechanism for controlled surface water transport but will ultimately result in sediment capture in the WWTPs grit chambers followed by disposal at a permitted sanitary landfill. As such, surface water runoff is not considered a relevant migration pathway.

6.4 Leaching

Leaching refers to chemicals present in soil/fill migrating downward to groundwater as a result of infiltration of precipitation. Excavation/removal and off-Site disposal of impacted soil/fill, sediment and stack deposits from the Site mitigates potential leaching of chemicals to groundwater. Furthermore, the majority of the Site is covered by concrete, asphalt or buildings which limit infiltration of precipitation. As described above, surface waters from the site are collected and processed through the City of Niagara Falls WWTP. As such, leaching is not considered a relevant migration pathway.

6.5 Groundwater Transport

Groundwater underlying the Site migrates to the west/northwest. Chemicals present in groundwater may be transported across the Site via this pathway. However, volatile chemicals detected in groundwater are present at relatively low concentrations (i.e., 11 ug/L was the maximum VOC concentration detected). Groundwater flows through a relatively low permeability clayey-silt geologic unit, with an estimated hydraulic conductivity of $1x10^{-5}$ to $1x10^{-8}$ centimeters per second (cm/s), porosity of 0.5 and a measured hydraulic gradient of approximately 0.017 ft/ft. Darcy's Law velocity calculation indicates that shallow overburden groundwater migrates to the west/northwest at a rate of approximately $9.63x10^{-3}$ to $9.63x10^{-7}$ ft/day.

The Site and surrounding area are serviced by a municipal (supplied) water service, with no evidence of potable wells in the area of the subject property. As such, transport off-site via groundwater migration is not a relevant migration pathway.

6.6 Exposure Pathways

Based on the analysis of chemical fate and transport provided above, the pathway through which Site COPCs could reach receptors at significant exposure point concentrations is limited to incidental contact with residual contaminants in soil/fill and groundwater during future intrusive activities.

7.0 QUALITATIVE RISK ASSESSMENT

7.1 Potential Human Health Risks

The 3807 Highland Avenue Site is currently being refurbished for production of silicon metal and silicon-based specialty alloys metals. This industrial use is consistent with the surrounding property use and Site zoning. Accordingly, the potential exposed receptors for the Site are comprised of the on-Site commercial worker; and construction worker potentially exposed to contaminated soil/fill and groundwater during intrusive activities on-Site. In both instances, exposure frequency is expected to be minimal. On-Site commercial and construction workers would be limited to adults; children and adolescents will not be included as potential receptors. The entire site is secured by fencing and earthen-berm, with 24-hr. surveillance and security personnel on duty; therefore trespassers will not be considered relevant receptors. Based on the media (i.e., soil/fill and groundwater) for which contact with site COPCs is relevant, it is highly unlikely that off-site receptors would be exposed, and therefore are not considered relevant receptors.

For soil/fill, extensive remedial activities were conducted as IRMs related to COPCs in the surface and subsurface soil/fill. Certain COPCs were detected above their respective industrial SCOs in subsurface soil/fill sample locations, indicating a potential unacceptable human health risk for incidental ingestion, dermal contact and/or inhalation of re-suspended particulates. However, the majority of subsurface samples exceeding industrial SCOs are in areas of the Site which are covered with buildings, asphalt and concrete pavement eliminating the potential exposure pathway and associated health risk. Exposures to COPCs in subsurface soil/fill not covered by impermeable surfaces are located in inactive areas of the Site (i.e. elevated area) and are covered by a thick vegetative layer which reduces the potential for passive exposure (fugitive dust). Institutional controls in association with the Site Management Plan (SMP) will be utilized to reduce the potential for exposure during non-routine intrusive activities.

For groundwater, the urban nature of the area and availability of a municipal water source at the Site mitigates the potential for routine direct human contact or ingestion (i.e., as might occur with use of on-Site groundwater water for potable or process purposes). Non-routine contact with Site groundwater is expected to be limited to short durations under specific construction conditions (e.g., a construction worker managing groundwater

during deep excavation work). Given the limited frequency and duration of these non-routine activities, and the relatively isolated area impacted by select COPCs (i.e. MW-5), direct groundwater exposure pathways for on-Site receptors are not considered relevant.

The IRMs were completed to reduce/eliminate exposure to COPCs; however, residual contaminants remain in Site subsurface soil/fill and groundwater. Furthermore, SVOCs, apparently associated with historic fill materials, are present in soil/fill slightly above Industrial SCOs; however, those compounds tend to be ubiquitous in soils at historic industrial properties, do not appear to be attributable to a specific release on-Site and are not unique to this Site. Under the future (industrial) use conditions, potential exposure routes are: incidental ingestion and dermal contact of soil/fill, inhalation of re-suspended particulates and/or COPCs in air; and, dermal contact with compounds in groundwater. Based on the presence of these constituents and as discussed with the NYSDEC and the NYSDOH, there will be institutional controls implemented in the Environmental Easement in accordance with a Site Management Plan for the Site as part of the final remedy. The AAR (section 8.0) includes a discussion of the institutional controls that may be used at the Site. The institutional controls will serve to eliminate potential human health risks at the Site.

7.2 Potential Ecological Risks

The 3807 Highland Avenue BCP Site is an industrial facility located within a highly developed, urban area in the City of Niagara Falls. The Site is currently active, and covered primarily with asphalt, concrete and buildings, which provide little or no wildlife habitat or food value. No natural waterways are present on or adjacent to the Site. The reasonably anticipated future use is industrial with the majority of the Site covered by buildings, concrete and asphalt. As such, no unacceptable ecological risks are anticipated under the current or reasonably anticipated future use scenario.

8.0 REMEDIAL ALTERNATIVES EVALUATION

8.1 Remedial Action Objectives

The final remedial measures for the 3807 Highland Avenue Site must satisfy Remedial Action Objectives (RAOs). Remedial Action Objectives are site-specific statements that convey the goals for minimizing or eliminating substantial risks to public health and the environment. Appropriate RAOs for the 3807 Highland Avenue Site are:

- Removal of historic aboveground storage tanks (ASTs), miscellaneous drums, containers, chemicals and electronic wastes located on-Site to prevent potential release;
- Removal of impacted sediments, stack deposits and soil/fill to levels protective of human health (Part 375 Industrial SCOs);
- Prevention of ingestion or direct contact with soil/fill that contains COPCs above Part 375 Industrial SCOs; and,
- Prevention of ingestion or direct contact with groundwater containing concentrations of COPCs above GWQS;

In addition to achieving RAOs, NYSDEC's Brownfield Cleanup Program calls for remedy evaluation in accordance with DER-10 Technical Guidance for Site Investigation and Remediation. Specifically, the guidance states "When proposing an appropriate remedy, the person responsible for conducting the investigation and/or remediation should identify and develop a remedial action that is based on the following criteria..:"

- **Overall Protection of Public Health and the Environment**. This criterion is an evaluation of the remedy's ability to protect public health and the environment, assessing how risks posed through each existing or potential pathway of exposure are eliminated, reduced, or controlled through removal, treatment, engineering controls, or institutional controls.
- **Compliance with Standards, Criteria, and Guidance (SCGs)**. Compliance with SCGs addresses whether a remedy will meet applicable environmental laws, regulations, standards, and guidance.
- **Long-Term Effectiveness and Permanence**. This criterion evaluates the long-term effectiveness of the remedy after implementation. If wastes or treated residuals remain on-site after the selected remedy has been implemented, the following items are evaluated: (i) the magnitude of the remaining risks (i.e., will there be any significant threats, exposure pathways, or risks to the community and

environment from the remaining wastes or treated residuals), (ii) the adequacy of the engineering and institutional controls intended to limit the risk, (iii) the reliability of these controls, and (iv) the ability of the remedy to continue to meet RAOs in the future.

- **Reduction of Toxicity, Mobility or Volume with Treatment**. This criterion evaluates the remedy's ability to reduce the toxicity, mobility, or volume of Site contamination. Preference is given to remedies that permanently and significantly reduce the toxicity, mobility, or volume of the wastes at the Site.
- **Short-Term Effectiveness**. Short-term effectiveness is an evaluation of the potential short-term adverse impacts and risks of the remedy upon the community, the workers, and the environment during construction and/or implementation. This includes a discussion of how the identified adverse impacts and health risks to the community or workers at the Site will be controlled, and the effectiveness of the controls. This criterion also includes a discussion of engineering controls that will be used to mitigate short term impacts (i.e., dust control measures), and an estimate of the length of time needed to achieve the remedial objectives.
- **Implementability**. The implementability criterion evaluates the technical and administrative feasibility of implementing the remedy. Technical feasibility includes the difficulties associated with the construction and the ability to monitor the effectiveness of the remedy. For administrative feasibility, the availability of the necessary personnel and material is evaluated along with potential difficulties in obtaining specific operating approvals, access for construction, etc.
- **Cost**. Capital, operation, maintenance, and monitoring costs are estimated for the remedy and presented on a present worth basis.
- **Community Acceptance**. This criterion evaluates the public's comments, concerns, and overall perception of the remedy.

8.2 Future Land Use Evaluation

In developing and screening remedial alternatives, NYSDEC's Part 375 regulations require that the reasonableness of the anticipated future land be factored into the evaluation. The regulations identify 15 criteria that must be considered. These criteria and the resultant outcome for the 3807 Highland Avenue Site are presented in Appendix E. As indicated, this evaluation supports industrial use as the reasonably anticipated future use of the Site, which is consistent with past use. Accordingly, remedial alternatives to clean up the Site to industrial end use are identified and evaluated herein.

Although the Site is intended to be used for industrial purposes, evaluating a more restricted-use scenario is a requirement of the BCP. Therefore, Tables 8a through Table 8d present a comparison of the soil/fill analytical data to Part 375 Unrestricted SCOs. Per NYSDEC DER-10 Technical Guidance for Site Investigation and Remediation, evaluation of a "no-action" alternative is also required to provide a baseline for comparison against other alternatives. Since an IRM has already been completed for the Site, the alternatives discussed in greater detail in Section 8.3 include:

- No Further Action;
- Implementation of a Site Management Plan; and,
- Unrestricted Use Cleanup

8.3 Alternatives Evaluation

8.3.1 IRM/No Further Action

Under this alternative, the Site would remain in its current state, with no additional controls in-place.

Overall Protection of Public Health and the Environment – The Site is not protective of human health and the environment, due to the absence of institutional controls to prevent more restrictive forms of future site use (e.g., unrestricted, residential, and commercial) or export of Site soils to uncontrolled off-Site locations. Accordingly, no further action is not protective of public health and does not satisfy the RAOs.

Compliance with SCGs – Under the current and reasonably anticipated future use scenario (industrial), the concentrations of constituents detected in the soil/fill and groundwater generally comply with applicable SCOs and GWQS, with certain low-concentration COPCs in soil/fill and groundwater posing notable exceptions.

Long-Term Effectiveness and Permanence – The no further action alternative involves no additional equipment, institutional controls or facilities subject to maintenance, and provides no long-term effectiveness toward achieving the RAOs.

Reduction of Toxicity, Mobility, or Volume with Treatment – The IRMs completed at the Site have reduced the toxicity, mobility and volume of COPCs. However, certain COPCs above Industrial SCOs do remain on-Site, and therefore, no further action is not protective of public health and does not satisfy the RAOs.

Short-Term Effectiveness – There would be no short-term adverse impacts and risks to the community, workers, or the environment attributable to implementation of the no further action alternative.

Implementability – No technical or administrative implementability issues are associated with the no further action alternative.

Cost – The capital cost of the IRMs was approximately $500,000. There would be no capital or long-term operation, maintenance, or monitoring costs associated with the no further action alternative.

8.3.2 IRM and Implementation of a Site Management Plan

The IRM achieved removal of the contaminated sediments, stack deposits and soil/fill on-Site to below Industrial SCOs, with minor exceptions. The "Implementation of a Site Management Plan" alternative is defined as performing no additional cleanup activities at the Site beyond that which was already performed as an IRM (refer to Section 5.0) with implementation of a Site Management Plan (SMP). The SMP will include:

- **An Institutional Controls Plan**. Institutional controls at the Site would include groundwater use restrictions and a land use restriction allowing industrial use of the Site, but preventing more restrictive land use (i.e., unrestricted, residential or commercial use).

- **A Site Monitoring Plan** that includes an excavation work plan for any potential future on-Site excavation, and a Site-wide Inspection program to verify that paved/gravel and non-paved (i.e. vegetated) areas are maintained in manner which prevents exposure or off-site migration of residual subsurface contaminants due to any surface degradation; and assure that the Institutional controls have not been altered and remain effective.

Overall Protection of Public Health and the Environment – Since the IRM achieved removal of contaminated sediments, stack deposits and soil/fill to below Industrial SCOs, this alternative is fully protective of human health and the environment and successfully achieves all RAOs for the Site. The Site Management Plan will include an excavation work plan to address any impacted soil/fill encountered during post-development maintenance activities and a Site-wide Inspection program to assure that the Institutional Controls placed on the Site have not been altered and remain effective.

Compliance with SCGs – The IRM was performed in accordance with applicable, relevant, and appropriate standards, guidance, and criteria. The IRM achieved removal of contaminated sediments, stack deposits and soil/fill to Industrial SCOs; this alternative is fully protective of human health and the environment and successfully achieves all RAOs for the Site. The Site Management Plan will include an excavation work plan to address any impacted soil/fill encountered during post-development maintenance activities and a Site-wide Inspection program to assure that the Institutional Controls placed on the Site have not been altered and remain effective.

Long-Term Effectiveness and Permanence – The IRM achieved removal of contaminated sediments, stack deposits and soil/fill to Industrial SCOs. The Site Management Plan will include an excavation work plan to address any impacted soil/fill encountered during post-development maintenance activities, and a Site-wide Inspection program to assure that the Institutional Controls placed on the Site have not been altered and remain effective. As such, this alternative is expected to provide long-term effectiveness and permanence.

Reduction of Toxicity, Mobility, or Volume with Treatment – Through removal of contaminated sediments, stack deposits and soil/fill exceeding Industrial SCOs, the IRM permanently and significantly reduced the toxicity, mobility, and volume of Site contamination. The Site Management Plan will include an excavation work plan to address any impacted soil/fill encountered during post-development maintenance activities and a Site-wide Inspection program to assure that the Institutional Controls placed on the Site have not been altered and remain effective. Accordingly, this alternative satisfies this criterion.

Short-Term Effectiveness – The short-term adverse impacts and risks to the community, workers, and environment during implementation of the IRM were effectively controlled. During sediment, stack deposit and soil/fill removal/excavation and loading activities, air monitoring was performed to assure conformance with NYSDOH-approved community air monitoring action levels. The potential for chemical exposures and physical injuries were reduced through safe work practices; proper personal protection equipment; environmental monitoring; establishment of work zones and Site control; and appropriate decontamination procedures. The IRM achieved the RAOs for the Site.

Implementability – No technical or action-specific administrative implementability issues are associated with implementation of the IRM or the SMP. An Environmental Easement will be filed with Niagara County documenting the controls placed on the Site.

Cost – The capital cost of the IRM was approximately $500,000. Annual certification is estimated at approximately $2,000 per year. Based on an assumed 30 years of annual certifications, the net present value of this alternative is approximately $547,240, as shown on Table 7a. Table 7c is a summary of costs of each of the alternatives.

Community Acceptance – The RI/AAR/IRM Work Plan was advertised and made available for public comment. The 45-day comment period ended on February 20, 2009, with no comments being received.

8.3.3 Unrestricted Use Alternative

An Unrestricted Use alternative would necessitate remediation of all soil/fill where concentrations exceed the Unrestricted SCOs per 6NYCRR Part 375 (see Table 8a through Table 8d). For Unrestricted Use scenarios, excavation and off-site disposal of impacted soil/fill is generally regarded as the most applicable remedial measure, because institutional controls cannot be used to supplement the remedy. As such, the Unrestricted Use alternative assumes that those areas which exceed Unrestricted SCOs would be excavated and disposed at an off-Site commercial solid waste landfill. Based on the historic use and planned future reuse of the site as an industrial facility, and the results of the RI/IRM, all surface areas (that which are not covered by buildings) of the Site would need to be

excavated to an average depth of four feet fbgs. Approximately 18.2-acres of surface area exist within the BCP site boundaries and would need to be excavated to 4 fbgs. The estimated total volume of impacted soil/fill that would be removed from these areas is approximately 117,500 cubic yards.

Based on the minor exceedances of groundwater concentrations, as described above, and the removal of 4-ft of soil/fill across the Site; thereby removing any potential source area, this alternative assumes that no groundwater remediation or long-term monitoring would be required.

Overall Protection of Public Health and the Environment – The Unrestricted Use alternative would achieve the corresponding Part 375 SCOs, which are designed to be protective of human health under any reuse scenario.

Compliance with SCGs – Similar to the IRM soil/fill removal activities, the Unrestricted Use alternative would need to be performed in accordance with applicable, relevant, and appropriate standards, guidance, and criteria.

Long-Term Effectiveness and Permanence – The Unrestricted Use alternative would achieve removal of all residual impacted soil/fill; therefore, no soil/fill exceeding the Unrestricted SCOs would remain on the Site. As such, the Unrestricted Use alternative would provide long-term effectiveness and permanence. Post-remedial monitoring and certifications would not be required.

Reduction of Toxicity, Mobility, or Volume with Treatment – Through removal of all impacted soil/fill, the Unrestricted Use alternative would permanently and significantly reduce the toxicity, mobility, and volume of Site contamination.

Short-Term Effectiveness – The short-term adverse impacts and risks to the community, workers, and environment during implementation of the Unrestricted Use alternative are not considered significant and are controllable, but would increase the duration of time community, workers, and the environment is exposed to fugitive dust and potential off-site exposures during remediation.

Implementability **–** Technical implementability would be a major barrier to construction of the Unrestricted Use alternative. The Site is currently in use as a manufacturing operation, occupied on a daily basis by employees, subject to daily import of raw materials and export of finished products, and is predominantly covered by buildings, drives and roadways, and contains a network of underground and aboveground utilities. Excavating the entire Site is not considered a reasonable alternative given the current and reasonably anticipated future use of the Site.

Cost – The capital cost of implementing an Unrestricted Use alternative is estimated at $16,500,000 (see Table 7b), which is the cost of the unrestricted use cleanup plus the capital costs of the IRM that was completed. Post-remedial groundwater monitoring and annual certification costs would not be incurred. Table 7c is a summary of costs of each of the alternatives.

Community Acceptance – Community acceptance will be evaluated based on comments to be received from the public in response to Fact Sheets and other planned Citizen Participation activities.

8.4 Recommended Remedial Measure

Based on the Alternatives Analysis evaluation, the completed IRM and implementation of a Site Management Plan fully satisfies the remedial action objectives and is fully protective of human health and the environment. Accordingly, the IRM and implementation of a Site Management Plan is the recommended final remedial approach for the 3807 Highland Avenue Site.

9.0 RI/IRM/AAR SUMMARY AND CONCLUSIONS

Based on the data and analyses presented in the preceding sections, we offer the following summary and conclusions:

- Based on surface soil data, concentrations of VOCs and PCBs were below Part 375 Industrial SCOs. Benzo(a)pyrene was detected at four sample locations slightly above its Industrial SCO; however, that compound tends to be ubiquitous in soils at historic industrial properties and does not appear to be attributable to a specific release on-Site. Several SVOCs were detected at concentrations above Part 375 Industrial SCOs in historic sample locations SS-7 and SS-9; those areas were remediated as part of the IRM. Arsenic was detected above its Industrial SCO at historic sample location SS-7 and RI sample locations SS-1 and SS-5; those areas were also remediated as part of the IRM.

- Based on sediment data, concentrations of VOCs, inorganic compounds and PCBs were below Part 375 Industrial SCOs. SVOCs were detected at concentrations above Part 375 Industrial SCOs in historic sample location Sump-2 (maintenance building sump/drain) and RI sample locations Sed-2 and Sed-3 (catch basins). The sump and catch basins where those samples were collected were remediated as part of the IRM.

- Based on stack deposit data, one stack deposits sample (Stack-1), which is from the western stack, contained arsenic above its Industrial SCO. All other analytes were reported as non-detectable, at trace (estimated) concentrations below the sample quantitation limit or below Part 375 Industrial SCOs. The western stack was remediated as part of the IRM.

- Based on the sub-surface soil data, concentrations of VOCs, pesticides, herbicides, and PCBs were below Part 375 Industrial SCOs. Two SVOCs, benzo(a)pyrene and dibenzo(a,h)anthracene, were detected at concentrations slightly above Part 375 Industrial SCOs; however, those compound tends to be ubiquitous in soils at historic industrial properties and do not appear to be attributable to a specific release on-Site. Inorganic compounds present above Part 375 Industrial SCOs included arsenic, chromium, manganese, and nickel. Chromium was present at concentrations that required remediation in the areas of TP-13 and TP-16 and arsenic was present at concentrations that required remediation in the areas of TP-1 and TP-5. The areas of TP-1, TP-5, TP-13 and TP-16 were remediated as part of the IRM.

- Based on the groundwater data collected during the RI, low-level concentrations of two VOCs, isopropylbenzene and n-propylbenzene, and one SVOC, 2-

methylnapthalene were detected in monitoring well MW-5 slightly above GWQS. Soluble inorganic compounds detected at concentrations above GWQS are limited to naturally occurring minerals.

- Following the RI fieldwork, the surface soil/fill, sediment, stack deposits, subsurface soil/fill and groundwater data was reviewed with the NYSDEC and NYSDOH to evaluate which areas of the Site required remediation. Based on the nature and extent of the impacts identified during the RI, as well as previously known conditions (e.g., drums requiring removal), planned IRMs were discussed with and approved by NYSDEC and NYSDOH. The IRMs included: cleaning and removal of seven historic ASTs; removal of 54 drums of waste material and off-site disposal at a commercial landfill; removal of three drums containing waste acids, waste bases and waste-containing light bulbs; removal of five lab-pack drums of spent laboratory chemicals and off-site disposal; removal of approximately 1.35-tons of sediment and debris from on-site catch basins and sumps; collection, removal, and recycling of approximately 1,184-lbs of electronic and light bulb wastes; excavation and off-site disposal of approximately 358-tons of chromium-impacted soil/fill in the vicinity of TP-13 and TP-16; excavation and off-Site disposal of approximately 26-tons of impacted surface soil/fill in the former spent electrode storage area (SS-9); removal and off-site disposal of three spent electrodes; removal and off-Site disposal of approximately 250-tons of stack deposits from the western stack; excavation and off-site disposal of approximately 728-tons of arsenic-impacted soil/fill in the vicinity of TP-1 and TP-5; and, placement and compaction of approximately 1,115-tons of native silty clay backfill material in the TP-13, TP-16, SS-9, TP-1 and TP-5 excavation areas. The Final Engineering Report, to be submitted as a separate document, includes additional details of the IRM.

- As stated in the approved RI/AAR/IRM Work Plan, Globe/Solsil's intent was for the IRM to substantially or completely constitute the final NYSDEC-approved BCP remedy for the Site. Based on the Alternatives Analysis evaluation, the IRM, together with implementation of a Site Management Plan fully satisfies the remedial action objectives and is protective of human health and the environment. Accordingly, the IRM and Implementation of a Site Management Plan is the recommended final remedy for the 3807 Highland Avenue Site.

10.0 REFERENCES

1. Benchmark Environmental Engineering and Science, PLLC. 2009. *Remedial Investigation/Alternative Analysis Report/Interim Remedial Measures Work Plan, 3807 Highland Avenue Site, Niagara Falls, New York. BCP Site No. 932145.* December 2008, revised September 2009

2. Benchmark Environmental Engineering and Science, PLLC. 2008. *Quality Assurance Project Plan for Remedial Investigation / Alternatives Analysis Report Work Plan, 3807 Highland Avenue Site, Niagara Falls, New York.* December.

3. Benchmark Environmental Engineering and Science, PLLC. 2008. *Phase I Environmental Site Assessment Report, 3807 Highland Avenue Site, Niagara Falls, New York.* September.

4. Benchmark Environmental Engineering and Science, PLLC. 2008. *Preliminary Site Investigation, Globe Metallurgical and Solsil, Inc. Site, 3807 Highland Avenue, Niagara Falls, New York.* September.

5. Benchmark Environmental Engineering and Science, PLLC. 2009. *Supplemental Site Investigation, Globe Metallurgical Site, 3807 Highland Avenue, Niagara Falls, New York.* March.

6. New York State Department of Environmental Conservation. 2009. *Draft DER-10; Technical Guidance for Site Investigation and Remediation.* December.

7. United States Department of Agriculture, Soil Conservation Service. 1972. *Soil Survey of Erie County, New York.* October.

8. Chow, V., Maidment, D., and Mays, L. 1988. Applied Hydrology. McGraw-Hill.

TABLES

BENCHMARK ENVIRONMENTAL ENGINEERING & SCIENCE, PLLC

TABLE 1

Sampling/Analysis Summary

3807 Highland Avenue Site

Niagara Falls, New York

Sample Identifier	Data Source	Depth Sampled/ Screened (fbgs)	Analysis						Date Sampled	Comments
			TCL + STARS VOCs	TCL SVOCs	PCBs	TAL Metals	Pesticides	Herbicides		
Surface Soil/Fill										
SS-1	Historical Data		--	--	X	X	--	--	8/27/2008	
SS-2	Historical Data		--	--	X	X	--	--	8/27/2008	
SS-3	Historical Data		--	X	--	X	--	--	8/27/2008	
SS-4	Historical Data		--	X	--	X	--	--	8/27/2008	
SS-5	Historical Data		X	--	X	--	--	--	1/15/2009	
SS-6	Historical Data		--	X	--	--	--	--	1/15/2009	
SS-7	Historical Data		X	X	--	X	--	--	1/15/2009	
SS-8	Historical Data		--	X	--	X	--	--	1/15/2009	
SS-9	Historical Data		X	X	X	--	--	--	1/15/2009	
SS-1	Remedial Investigation Data		--	X	X	X	--	--	10/6/2009	
SS-2	Remedial Investigation Data		--	X	X	X	--	--	10/6/2009	
SS-3	Remedial Investigation Data		--	X	X	X	--	--	10/6/2009	
SS-4	Remedial Investigation Data		--	X	X	X	--	--	10/6/2009	
SS-5	Remedial Investigation Data		--	X	X	X	--	--	10/7/2009	MS/MSD
SS-6	Remedial Investigation Data		--	X	X	X	--	--	10/7/2009	
SS-7	Remedial Investigation Data		--	X	X	X	--	--	10/7/2009	
SS-8	Remedial Investigation Data		--	X	X	X	--	--	10/7/2009	
SS-9	Remedial Investigation Data		--	X	X	X	--	--	10/7/2009	Blind Dup-3
SS-10	Remedial Investigation Data		--	X	X	X	--	--	10/7/2009	
SS-11	Remedial Investigation Data		--	X	X	X	--	--	10/7/2009	
SS-12	Remedial Investigation Data		--	X	X	X	--	--	10/7/2009	
SS-13	Remedial Investigation Data		--	X	X	X	--	--	10/7/2009	
SS-14	Remedial Investigation Data		--	X	X	X	--	--	10/7/2009	
SS-15	Remedial Investigation Data		--	X	X	X	--	--	10/7/2009	
SS-16	Remedial Investigation Data		--	X	X	X	--	--	10/7/2009	MS/MSD
SS-17	Remedial Investigation Data		--	X	X	X	--	--	10/7/2009	Blind Dup-4
SS-18	Remedial Investigation Data		--	X	X	X	--	--	10/7/2009	
SS-19	Remedial Investigation Data		--	X	X	X	--	--	10/7/2009	
SS-20	Remedial Investigation Data		--	X	X	X	--	--	10/7/2009	
SS-21	Remedial Investigation Data		--	X	X	X	--	--	10/7/2009	
SS-22	Remedial Investigation Data		--	X	X	X	--	--	10/7/2009	
SS-23	Remedial Investigation Data		--	X	X	X	--	--	10/9/2009	
SS-24	Remedial Investigation Data		--	X	X	X	--	--	10/9/2009	
SS-25	Remedial Investigation Data		--	X	X	X	--	--	10/9/2009	
SS-26	Remedial Investigation Data		--	X	X	X	--	--	10/9/2009	
SS-27	Remedial Investigation Data		--	X	X	X	--	--	10/9/2009	
SS-28	Remedial Investigation Data		--	X	X	X	--	--	10/9/2009	
Sediment										
Sump-1	Historical Data		X	X	--	--	--	--	1/15/2009	
Sump-2	Historical Data		X	X	X	X	--	--	1/15/2009	
Sed-1	Remedial Investigation Data		X	X	X	X	--	--	10/9/2009	
Sed-2	Remedial Investigation Data		X	X	X	X	--	--	10/9/2009	
Sed-3	Remedial Investigation Data		X	X	X	X	--	--	10/9/2009	
Stack Deposits										
Stack-1	Historical Data		--	--	X	X	--	--	8/27/2008	
Stack-2	Historical Data		--	X	--	X	--	--	1/15/2009	
W-Stack	Remedial Investigation Data		--	--	X	--	X	X	10/26/2009	
Subsurface Soil/Fill (Soil Borings)										
SB-1	Historical Data	5.5-7.5	X	X	X	X	--	--	8/27/2008	
SB-2	Historical Data	4-8	X	X	X	X	--	--	8/27/2008	
SB-3	Historical Data	0-3	X	X	X	X	--	--	8/27/2008	
SB-4	Historical Data	4-6	--	X	X	X	--	--	8/27/2008	
SB-5	Historical Data	4-8	--	X	X	X	--	--	8/27/2008	
SB-6	Historical Data	10-14	X	X	X	X	--	--	8/27/2008	
SB-7	Historical Data	4-8	--	X	X	X	--	--	8/27/2008	
SB-8	Historical Data	0-4	--	X	X	X	--	--	8/27/2008	
SB-9	Historical Data	0-4	--	X	X	X	--	--	8/27/2008	
SB-10	Historical Data	4-7	X	X	X	X	--	--	8/27/2008	
SB-11	Historical Data	8-10	X	X	X	X	--	--	8/27/2008	
SB-1	Remedial Investigation Data	2-4	--	X	X	X	--	--	10/12/2009	
SB-2	Remedial Investigation Data	4-6	--	X	X	X	--	--	10/12/2009	
SB-3	Remedial Investigation Data	2-4	--	X	X	X	--	--	10/12/2009	
SB-4	Remedial Investigation Data	2-4	--	X	X	X	--	--	10/12/2009	
SB-5	Remedial Investigation Data	4-6	--	X	X	X	--	--	10/12/2009	
SB-6	Remedial Investigation Data	2-4	X	X	X	X	--	--	10/12/2009	
SB-7	Remedial Investigation Data	3-5	--	X	X	X	--	--	10/12/2009	
SB-8	Remedial Investigation Data	0-2	X	X	X	X	--	--	10/13/2009	
SB-9	Remedial Investigation Data	4-8	--	X	X	X	--	--	10/13/2009	
SB-10	Remedial Investigation Data	4-6	--	X	X	X	--	--	10/13/2009	
SB-11	Remedial Investigation Data	0-2	X	X	X	X	--	--	10/13/2009	
SB-12	Remedial Investigation Data	0-2	X	X	X	X	--	--	10/13/2009	
SB-13	Remedial Investigation Data	0-2	X	X	X	X	--	--	10/15/2009	
SB-14	Remedial Investigation Data	8-12	--	X	X	X	--	--	10/14/2009	
SB-15	Remedial Investigation Data	0-2	--	X	X	X	--	--	10/14/2009	
SB-16	Remedial Investigation Data	0-2	--	X	X	X	--	--	10/14/2009	
SB-17	Remedial Investigation Data	0-2	--	X	X	X	--	--	10/14/2009	
SB-18	Remedial Investigation Data	2-4	X	X	X	X	--	--	10/14/2009	
SB-19	Remedial Investigation Data	11-14.7	X	X	X	X	--	--	10/14/2009	
SB-20	Remedial Investigation Data	0-2	--	X	X	X	--	--	10/15/2009	
SB-21	Remedial Investigation Data	12-14	X	X	X	X	--	--	10/16/2009	
SB-22	Remedial Investigation Data	4-6	--	X	X	X	--	--	10/15/2009	
SB-23	Remedial Investigation Data	8-12	X	X	X	X	--	--	10/15/2009	
SB-24	Remedial Investigation Data	4-6	X	X	X	X	--	--	10/16/2009	

BENCHMARK ENVIRONMENTAL ENGINEERING & SCIENCE, PLLC

TABLE 1

Sampling/Analysis Summary

3807 Highland Avenue Site

Niagara Falls, New York

Sample Identifier	Data Source	Depth Sampled/ Screened (fbgs)	Analysis						Date Sampled	Comments
			TCL + STARS VOCs	TCL SVOCs	PCBs	TAL Metals	Pesticides	Herbicides		
Subsurface Soil/Fill (Soil Borings)										
SB-25	Remedial Investigation Data	1-3	--	X	X	X	--	--	10/15/2009	
SB-26	Remedial Investigation Data	1-3	--	X	X	X	--	--	10/19/2009	
SB-27	Remedial Investigation Data	1-3	--	X	X	X	--	--	10/19/2009	
SB-28	Remedial Investigation Data	6-8	X	X	X	X	--	--	10/19/2009	
SB-29	Remedial Investigation Data	4-6	X	X	X	X	--	--	10/16/2009	
SB-30	Remedial Investigation Data	0-4	X	X	X	X	--	--	10/16/2009	
TP/SS-1 (1)	Remedial Investigation Data	1.5-4	--	--	--	X	--	--	1/4/2010	Delineation Investigation
TP/SS-1 (2)	Remedial Investigation Data	1.5-4	--	--	--	X	--	--	1/4/2010	Delineation Investigation
TP/SS-1 (3)	Remedial Investigation Data	1.5-4	--	--	--	X	--	--	1/4/2010	Delineation Investigation
TP/SS-1 (4)	Remedial Investigation Data	1.5-4	--	--	--	X	--	--	1/4/2010	Delineation Investigation
TP/SS-1 (5)	Remedial Investigation Data	1.5-4	--	--	--	X	--	--	1/4/2010	Delineation Investigation
TP/SS-1 (6)	Remedial Investigation Data	1.5-4	--	--	--	X	--	--	1/4/2010	Delineation Investigation
TP/SS-1 (7)	Remedial Investigation Data	1.5-4	--	--	--	X	--	--	1/4/2010	Delineation Investigation
TP/SS-1 (8)	Remedial Investigation Data	1.5-4	--	--	--	X	--	--	1/4/2010	Delineation Investigation
TP/SS-1 (9)	Remedial Investigation Data	1.5-4	--	--	--	X	--	--	1/4/2010	Delineation Investigation
TP/SS-5 (1)	Remedial Investigation Data	1.5-4	--	--	--	X	--	--	1/4/2010	Delineation Investigation
TP/SS-5 (2)	Remedial Investigation Data	1.5-4	--	--	--	X	--	--	1/4/2010	Delineation Investigation
TP/SS-5 (3)	Remedial Investigation Data	1.5-4	--	--	--	X	--	--	1/4/2010	Delineation Investigation
TP/SS-5 (4)	Remedial Investigation Data	1.5-4	--	--	--	X	--	--	1/4/2010	Delineation Investigation
TP/SS-5 (5)	Remedial Investigation Data	1.5-4	--	--	--	X	--	--	1/4/2010	Delineation Investigation
Subsurface Soil/Fill (Test Pits)										
TP-1	Remedial Investigation Data	0-3	--	X	X	X	X	X	10/6/2009	MS/MSD
TP-2	Remedial Investigation Data	0-3	--	X	--	X	--	--	10/6/2009	
TP-3	Remedial Investigation Data	0-1.5	X	X	--	X	--	--	10/6/2009	
TP-4	Remedial Investigation Data	2.5-6	X	X	--	X	--	--	10/6/2009	
TP-5	Remedial Investigation Data	0-3	--	X	--	X	--	--	10/7/2009	
TP-7	Remedial Investigation Data	1-2	X	X	--	X	--	--	10/7/2009	MS/MSD & Blind-1
TP-8	Remedial Investigation Data	1-2	--	X	--	X	--	--	10/7/2009	
TP-10	Remedial Investigation Data	6-8	X	X	--	X	--	--	10/7/2009	
TP-11	Remedial Investigation Data	0-2	--	X	--	X	--	--	10/7/2009	
TP-12	Remedial Investigation Data	0-2	--	X	--	X	--	--	10/7/2009	
TP-13	Remedial Investigation Data	0-2	--	X	--	X	--	--	10/7/2009	MS/MSD
TP-13N	Remedial Investigation Data	0-2	--	--	--	X	--	--	10/26/2009	Delineation Investigation
TP-13E	Remedial Investigation Data	0-2	--	--	--	X	--	--	10/26/2009	Delineation Investigation
TP-13S	Remedial Investigation Data	0-2	--	--	--	X	--	--	10/26/2009	Delineation Investigation
TP-13W	Remedial Investigation Data	0-2	--	--	--	X	--	--	10/26/2009	Delineation Investigation
TP-14	Remedial Investigation Data	2.5-3.5	--	X	--	X	--	--	10/7/2009	
TP-15	Remedial Investigation Data	0-2	--	X	--	X	--	--	10/7/2009	Blind-5
TP-16	Remedial Investigation Data	0-2	--	X	X	X	X	X	10/9/2009	Blind-7
TP-16	Remedial Investigation Data	1.5	--	--	--	X	--	--	10/26/2009	
TP-16N	Remedial Investigation Data	0-1	--	--	--	X	--	--	10/26/2009	Delineation Investigation
TP-16S	Remedial Investigation Data	0-1	--	--	--	X	--	--	10/26/2009	Delineation Investigation
TP-16W	Remedial Investigation Data	0-1	--	--	--	X	--	--	10/26/2009	Delineation Investigation
TP-16E	Remedial Investigation Data	0-1	--	--	--	X	--	--	10/26/2009	Delineation Investigation
TP-17	Remedial Investigation Data	0-2	--	X	--	X	--	--	10/7/2009	Blind-2
TP-18	Remedial Investigation Data	0-2	--	X	--	X	--	--	10/9/2009	
TP-20	Remedial Investigation Data	0-2	--	X	--	X	--	--	10/9/2009	
TP-21	Remedial Investigation Data	0-2	--	X	--	X	--	--	10/7/2009	
TP-22	Remedial Investigation Data	0-2	X	X	--	X	--	--	10/9/2009	Blind-6
TP-23	Remedial Investigation Data	0-2	--	X	--	X	--	--	10/12/2009	
TP-24	Remedial Investigation Data	0-3	--	X	X	X	--	--	10/9/2009	MS/MSD
TP-25	Remedial Investigation Data	3-5	--	X	--	X	--	--	10/12/2009	
TP-26	Remedial Investigation Data	5-7	--	X	--	X	--	--	10/12/2009	
TP-27	Remedial Investigation Data	4-6	--	X	--	X	--	--	10/12/2009	
TP-28	Remedial Investigation Data	4-6	--	X	--	X	--	--	10/12/2009	
TP-29	Remedial Investigation Data	0-2	--	X	--	X	--	--	10/12/2009	
TP/SS-1 (10)	Remedial Investigation Data	1-3.5	--	--	--	X	--	--	1/27/2010	Delineation Investigation
TP/SS-1 (F1)	Remedial Investigation Data	4	--	--	--	X	--	--	1/27/2010	Delineation Investigation
TP/SS-1 (F2)	Remedial Investigation Data	4	--	--	--	X	--	--	1/28/2010	Delineation Investigation
TP/SS-5 (6)	Remedial Investigation Data	1-3.5	--	--	--	X	--	--	1/28/2010	Delineation Investigation
TP/SS-5 (7)	Remedial Investigation Data	1-3.5	--	--	--	X	--	--	1/28/2010	Delineation Investigation
TP/SS-5 (8)	Remedial Investigation Data	1-3.5	--	--	--	X	--	--	1/28/2010	Delineation Investigation
TP/SS-5 (F1)	Remedial Investigation Data	4	--	--	--	X	--	--	1/28/2010	Delineation Investigation
TP/SS-5 (F2)	Remedial Investigation Data	4	--	--	--	X	--	--	1/28/2010	Delineation Investigation
Groundwater										
MW-1	Remedial Investigation Data		X	X	--	X	--	--	10/27/2009	MS/MSD
MW-2	Remedial Investigation Data		X	X	--	X	--	--	10/26/2009	Blind Dup
MW-3S	Remedial Investigation Data		X	X	--	X	--	--	10/27/2009	
MW-3D	Remedial Investigation Data		X	X	--	X	--	--	10/27/2009	
MW-4	Remedial Investigation Data		X	X	--	X	--	--	10/26/2009	
MW-5	Remedial Investigation Data		X	X	--	X	--	--	10/26/2009	
Post-Excavation Samples										
TP-13	Remedial Investigation Data	3	--	--	--	X	--	--	10/26/2009	Delineation Investigation
TP-13N2	IRM Data	0-2	--	--	--	X	--	--	1/13/2010	
TP-16N2	IRM Data	0-1	--	--	--	X	--	--	1/14/2010	
SS-9W	IRM Data	0-0.5	--	X	--	--	--	--	1/14/2010	
SS-9E	IRM Data	0-0.5	--	X	--	--	--	--	1/14/2010	
SS-9S	IRM Data	0-0.5	--	X	--	--	--	--	1/14/2010	

BENCHMARK ENVIRONMENTAL ENGINEERING & SCIENCE, PLLC

TABLE 2

Summary of Surface Soil Analytical Data

3807 Highland Avenue Site

Niagara Falls, New York

PARAMETER[1]	Industrial SCOs[2]	*Historical Data (August 2008-January 2009)*									*Remedial Investigation Data (October 2009)*								
		SS-1	SS-2	SS-3	SS-4	SS-5	SS-6	SS-7	SS-8	SS-9	SS-1	SS-2	SS-3	SS-4	SS-5	SS-6	SS-7	SS-8	SS-9
		Aug 08	Aug 08	Aug 08	Aug 08	Jan 09	Jan 09	Jan 09	Jan 09	Jan 09	Oct 09	Oct 09	Oct 09	Oct 09	Oct 09	Oct 09	Oct 09	Oct 09	Oct 09
Volatile Organic Compounds (VOCs) - mg/kg																			
1,2,4-Trimethylbenzene	380	NA	NA	NA	NA	0.019 I	NA	0.0084 J	NA	0.035	NA	NA	NA	NA	NA	NA	NA	NA	NA
1,3,5-Trimethylbenzene	380	NA	NA	NA	NA	0.0047 I,J	NA	ND	NA	0.023 J	NA	NA	NA	NA	NA	NA	NA	NA	NA
2-Butanone (MEK)	1000	NA	NA	NA	NA	0.022	NA	0.17	NA	ND	NA	NA	NA	NA	NA	NA	NA	NA	NA
Acetone	1000	NA	NA	NA	NA	0.076	NA	0.11	NA	0.054	NA	NA	NA	NA	NA	NA	NA	NA	NA
Benzene	89	NA	NA	NA	NA	ND	NA	ND	NA	0.78	NA	NA	NA	NA	NA	NA	NA	NA	NA
Ethylbenzene	780	NA	NA	NA	NA	ND	NA	ND	NA	0.33	NA	NA	NA	NA	NA	NA	NA	NA	NA
Isopropylbenzene (Cumene)	--	NA	NA	NA	NA	ND	NA	ND	NA	0.0069	NA	NA	NA	NA	NA	NA	NA	NA	NA
Methylene chloride	1000	NA	NA	NA	NA	0.018	NA	0.043 B	NA	0.051 B	NA	NA	NA	NA	NA	NA	NA	NA	NA
n-Propylbenzene	1000	NA	NA	NA	NA	0.0022 I,J	NA	ND	NA	0.0074 J	NA	NA	NA	NA	NA	NA	NA	NA	NA
p-Cymene (p-isopropyltoluene)	--	NA	NA	NA	NA	0.0016 I,J	NA	ND	NA	ND	NA	NA	NA	NA	NA	NA	NA	NA	NA
sec-Butylbenzene	1000	NA	NA	NA	NA	0.0018 I,J	NA	ND	NA	ND	NA	NA	NA	NA	NA	NA	NA	NA	NA
Toluene	1000	NA	NA	NA	NA	0.0013 I	NA	ND	NA	6.3 D	NA	NA	NA	NA	NA	NA	NA	NA	NA
Total Xylene	1000	NA	NA	NA	NA	0.0063 I,J	NA	ND	NA	0.68	NA	NA	NA	NA	NA	NA	NA	NA	NA
Semi-Volatile Organic Compounds (SVOCs) (mg/kg)																			
2-Methylnaphthalene	--	1.5 J	NA	ND	0.32 J	2.1 D,J	ND	1.9 D,J	0.07 D,J	44 D,J	0.33 D,J	ND	0.13 D,J	ND	0.51 D,J	0.31 D,J	0.13 D,J	0.15 D,J	ND
Acenaphthene	1000	ND	NA	ND	ND	ND	ND	2.2 D,J	ND	580 D	ND	ND	ND	ND	ND	ND	ND	ND	ND
Acenaphthylene	1000	ND	NA	ND	ND	ND	ND	1.8 D,J	ND	4.3 D,J	0.46 D,J	ND	ND	ND	ND	0.6 D,J	ND	ND	ND
Anthracene	1000	ND	NA	ND	0.14 J	0.4 D,J	ND	8.3 D,J	0.06 D,J	1200 D	0.35 D,J,B	ND	ND	ND	ND	0.26 D,J	0.079 D,J	0.096 D,J	ND
Benzo(a)anthracene	11	0.7 J	NA	1 J	0.4 J	ND	ND	16 D	0.17 D,J	1800 D	2.3 D,J,B	0.21 D,J,B	0.3 D,J,B	0.61 D,J,B	0.52 D,J	1.7 D,J	0.39 D,J	0.37 D,J	0.62 D,J
Benzo(a)pyrene	1.1	1.3 J	NA	ND	0.5 J	ND	5.3 D,J	14 D	0.37 D,J	1300 D	2.4 D,J,B	0.22 D,J,B	0.28 D,J,B	0.46 D,J,B	0.56 D,J	3.5 D,J	0.29 D,J	0.38 D,J	0.52 D,J
Benzo(b)fluoranthene	11	1.8 J	NA	ND	0.7 J	ND	ND	24 D	0.24 D,J	2300 D	3.8 D,J,B	0.41 D,J,B	0.52 D,J,B	0.77 D,J,B	0.81 D,J	5.7 D	0.51 D,J	0.62 D,J	0.84 D,J
Benzo(ghi)perylene	1000	0.65 J	NA	ND	0.24 J	ND	ND	9 D,J	0.17 D,J	910 D	1.9 D,J	0.22 D,J	0.33 D,J	0.45 D,J	0.56 D,J	3.7 D,J	0.31 D,J	0.42 D,J	0.53 D,J
Benzo(k)fluoranthene	110	1.2 J	NA	ND	0.29 J	ND	ND	ND	0.08 D,J	2300 D	1.6 D,J,B	0.092 D,J,B	0.14 D,J,B	0.34 D,J,B	0.44 D,J	2 D,J	0.21 D,J	0.21 D,J	ND
Butyl benzyl phthalate	--	ND	NA	ND	ND	ND	ND	ND	ND	ND	ND	ND	ND	ND	ND	ND	ND	0.98 D,J	ND
Chrysene	110	2.2 BJ	NA	1.3 J	0.5 J	2 D,J	ND	15 D	0.22 D,J	1500 D	2.6 D,J,B	0.33 D,J,B	0.35 D,J,B	0.66 D,J,B	0.69 D,J	3 D,J	0.41 D,J	0.48 D,J	0.55 D,J
Dibenzo(a,h)anthracene	1.1	ND	NA	ND	0.066 J	ND	ND	5.8 D,J	0.31 D,J	100 D	0.5 D,J	ND	ND	ND	ND	1.1 D,J	ND	0.11 D,J	ND
Dibenzofuran	1000	ND	NA	ND	ND	ND	ND	ND	ND	ND	ND	ND	ND	ND	ND	ND	ND	ND	ND
Fluoranthene	1000	1.3 J	NA	2 J	1.2	1.6 D,J	ND	37 D	0.44 D,J	4800 D	3.7 D,J,B	0.33 D,J,B	0.48 D,J,B	0.59 D,J,B	0.98 D,J	0.81 D,J	0.65 D,J	0.65 D,J	1.1 D,J
Fluorene	--	NA	NA	ND	ND	0.5 D,J	ND	3.3 D,J	ND	470 D	ND	ND	ND	ND	ND	ND	ND	ND	ND
Indeno(1,2,3-cd)pyrene	11	0.6 J	NA	ND	0.22 J	ND	ND	8.6 D,J	0.12 D,J	850 D	1.7 D,J,B	0.18 D,J,B	0.25 D,J,B	0.37 D,J,B	0.42 D,J	3.1 D,J	0.26 D,J	0.33 D,J	0.4 D,J
Naphthalene	1000	0.78 J	NA	ND	0.18 J	1 D,J	ND	2.5 D,J	0.09 D,J	130 D	ND	ND	ND	ND	0.39 D,J	0.2 D,J	ND	ND	ND
Phenanthrene	1000	2 BJ	NA	ND	0.82 J	4.2 D,J	ND	30 D	0.27 D,J	4100 D	0.98 D,J,B	0.2 D,J,B	0.25 D,J,B	0.37 D,J,B	0.61 D,J	0.31 D,J	0.51 D,J	0.58 D,J	0.59 D,J
Pyrene	1000	1.6 J	NA	1.2 J	0.56 J	1.7 D,J	ND	25 D	0.32 D,J	3200 D	3.3 D,J,B	0.28 D,J,B	0.38 D,J,B	0.53 D,J,B	0.85 D,J	0.77 D,J	0.53 D,J	0.54 D,J	0.86 D,J
Total PCBs (mg/kg)																			
Aroclor 1242	25	ND	NA	NA	NA	ND	NA	NA	NA	NA	ND	ND	ND	ND	ND	ND	ND	ND	ND
Aroclor 1248	25	ND	NA	NA	NA	ND	NA	NA	NA	NA	ND	ND	ND	ND	ND	ND	ND	ND	ND
Aroclor 1254	25	0.63	NA	NA	NA	ND	NA	NA	NA	NA	0.051	0.0075 J	0.014 J	0.028	0.035 C	0.012 C, J	0.0086 C, J	0.026 C	0.0061 C, J
Aroclor 1260	25	ND	NA	NA	NA	ND	NA	NA	NA	NA	0.051	ND	ND	ND	ND	ND	ND	ND	ND
Total Metals (mg/kg)																			
Aluminum - Total	--	ND	ND	ND	ND	NA	NA	3770	3590	NA	14800	1230	2280	4350	2000	2760	973	871	4350
Antimony - Total	--	ND	ND	ND	ND	NA	NA	2.65 J	0.662 J	NA	ND J	ND J	ND J	ND J	ND J	ND J	ND J	ND J	ND J
Arsenic - Total	16	15.3	ND	5.4	ND	NA	NA	21.8	3.02	NA	22.4 J	7.1 J	4.2 J	8.9 J	48.4 J	14.5 J	3.5 J	ND	2.2 J
Barium - Total	10000	447	88.7	99.5	22.7	NA	NA	4510 D	47.5	NA	213 J	22.2 J	55 J	62 J	139 J	86.7 J	45.4 J	31.7 J	29.2 J
Beryllium - Total	2700	ND	ND	ND	ND	NA	NA	0.402	1.28	NA	1.05	0.234	0.259	0.394	0.459	0.503	0.261	0.648	ND
Cadmium - Total	60	9.3	0.8	3.5	0.28	NA	NA	5.98	1.57	NA	1.12	0.62	0.553	0.837	0.573	0.588	0.381	ND	ND
Calcium - Total	--	ND	ND	ND	ND	NA	NA	99400 D	19100	NA	25300	37500	89400 D	48200	34400	53600	85400 D	13100	41300 J
Chromium - Total	6800	245	17.1	216	11.8	NA	NA	127	65.5	NA	466	88.1	62.5	590	400	61.1	20.4	23.2	109
Cobalt - Total	--	ND	ND	ND	ND	NA	NA	8.23	4.35	NA	18.6 J	3.73 J	4.3 J	15.4 J	29.1 J	5.49 J	1.96 J	2.19 J	3.78 J
Copper - Total	10000	ND	ND	ND	ND	NA	NA	220	112	NA	132	29.7	35.5	171	211	99.6	27.4	26.2	14.5
Iron - Total	--	ND	ND	ND	ND	NA	NA	3760	30000	NA	40700	10700	8520	51800	54100	13700	10700	6220	4080
Lead - Total	3900	629	47.7	255	17.1	NA	NA	614	78.1	NA	106	39	49.7	56.6	80.7	41.2	26.8	25.4	19.9
Magnesium - Total	--	ND	ND	ND	ND	NA	NA	10800	3340	NA	11200	18300	36900	16700	15600	22900	45200	5160	29500
Manganese - Total	10000	ND	ND	ND	ND	NA	NA	810	321	NA	8180 D	532 B	1910 B	1780 B	23600 D	2420 D	500	177	558 J
Mercury - Total	5.7	0.4	1.2	0.083	ND	NA	NA	0.38	0.0147 J	NA	0.0515	ND	ND	0.056	ND	ND	ND	ND	ND
Nickel - Total	10000	ND	ND	ND	ND	NA	NA	119	60.8	NA	262	85.4	33.1	424	228	64.5	19.9	26	ND
Potassium - Total	--	ND	ND	ND	ND	NA	NA	1680	636	NA	1790	467	585	536	383	387	338	198	273 J
Selenium - Total	6800	ND	ND	ND	ND	NA	NA	0.938 J	0.64 J	NA	ND	ND	ND	ND	ND	ND	ND	ND	ND
Silver - Total	6800	ND	ND	ND	ND	NA	NA	21.9	0.194 J	NA	ND	ND	ND	ND	ND	ND	ND	ND	ND
Sodium - Total	--	ND	ND	ND	ND	NA	NA	2970	419	NA	847	ND	ND	175	ND	240	878	289	ND
Vanadium - Total	--	ND	ND	ND	ND	NA	NA	22.1	6.12	NA	29.9 J	4.57 J	6.8 J	18.4 J	24.2 J	9.6 J	3.7 J	3.52 J	5.08 J
Zinc - Total	10000	ND	ND	ND	ND	NA	NA	5290 D	3560 D	NA	318	1670 D	182	571	417	339	3150 D	4470 D	75.2

BENCHMARK ENVIRONMENTAL ENGINEERING SCIENCE, PLLC

TABLE 2

Summary of Surface Soil Analytical Data

3807 Highland Avenue Site

Niagara Falls, New York

PARAMETER[1]	Industrial SCOs[2]	*Remedial Investigation Data (October 2009)*																		
		SS-10	SS-11	SS-12	SS-13	SS-14	SS-15	SS-16	SS-17	SS-18	SS-19	SS-20	SS-21	SS-22	SS-23	SS-24	SS-25	SS-26	SS-27	SS-28
		Oct 09	Oct 09	Oct 09	Oct 09	Oct 09	Oct 09	Oct 09	Oct 09	Oct 09	Oct 09	Oct 09	Oct 09	Oct 09	Oct 09	Oct 09	Oct 09	Oct 09	Oct 09	Oct 09
Volatile Organic Compounds (VOCs) - mg/kg																				
1,2,4-Trimethylbenzene	380	NA	NA	NA	NA	NA	NA	NA	NA	NA	NA	NA	NA	NA	NA	NA	NA	NA	NA	NA
1,3,5-Trimethylbenzene	380	NA	NA	NA	NA	NA	NA	NA	NA	NA	NA	NA	NA	NA	NA	NA	NA	NA	NA	NA
2-Butanone (MEK)	1000	NA	NA	NA	NA	NA	NA	NA	NA	NA	NA	NA	NA	NA	NA	NA	NA	NA	NA	NA
Acetone	1000	NA	NA	NA	NA	NA	NA	NA	NA	NA	NA	NA	NA	NA	NA	NA	NA	NA	NA	NA
Benzene	89	NA	NA	NA	NA	NA	NA	NA	NA	NA	NA	NA	NA	NA	NA	NA	NA	NA	NA	NA
Ethylbenzene	780	NA	NA	NA	NA	NA	NA	NA	NA	NA	NA	NA	NA	NA	NA	NA	NA	NA	NA	NA
Isopropylbenzene (Cumene)	--	NA	NA	NA	NA	NA	NA	NA	NA	NA	NA	NA	NA	NA	NA	NA	NA	NA	NA	NA
Methylene chloride	1000	NA	NA	NA	NA	NA	NA	NA	NA	NA	NA	NA	NA	NA	NA	NA	NA	NA	NA	NA
n-Propylbenzene	1000	NA	NA	NA	NA	NA	NA	NA	NA	NA	NA	NA	NA	NA	NA	NA	NA	NA	NA	NA
p-Cymene (p-isopropyltoluene)	--	NA	NA	NA	NA	NA	NA	NA	NA	NA	NA	NA	NA	NA	NA	NA	NA	NA	NA	NA
sec-Butylbenzene	1000	NA	NA	NA	NA	NA	NA	NA	NA	NA	NA	NA	NA	NA	NA	NA	NA	NA	NA	NA
Toluene	1000	NA	NA	NA	NA	NA	NA	NA	NA	NA	NA	NA	NA	NA	NA	NA	NA	NA	NA	NA
Total Xylene	1000	NA	NA	NA	NA	NA	NA	NA	NA	NA	NA	NA	NA	NA	NA	NA	NA	NA	NA	NA
Semi-Volatile Organic Compounds (SVOCs) (mg/kg)																				
2-Methylnaphthalene	--	1.5 D,J	0.98 D,J	2.6 D,J	5.6 D,J	ND	ND	ND	ND	ND	0.073 J	ND	ND	0.18 D,J	0.21 D,J	ND	ND	ND	ND	0.77 D,J
Acenaphthene	1000	ND	ND	ND	ND	ND	ND	ND	ND	ND	ND	ND	ND	ND	ND	ND	ND	ND	ND	ND
Acenaphthylene	1000	ND	ND	ND	ND	ND	ND	ND	ND	ND	ND	ND	ND	ND	ND	ND	ND	ND	ND	ND
Anthracene	1000	ND	ND	ND	ND	0.2 D,J	ND	ND	ND	ND	ND	ND	ND	ND	ND	ND	ND	ND	ND	0.26 D,J
Benzo(a)anthracene	11	0.96 D,J	0.77 D,J	0.66 D,J	0.78 D,J	1.1 D,J	ND	0.42 D,J	ND	0.16 D,J	ND	0.28 D,J	ND	0.31 D,J	0.32 D,J	0.32 D,J	0.73 D,J	0.4 D,J	0.38 D,J	0.67 D,J
Benzo(a)pyrene	1.1	0.96 D,J	ND	0.57 D,J	0.51 D,J	1.4 D,J	ND	ND	ND	0.19 D,J	ND	ND	ND	ND	ND	ND	ND	ND	ND	ND
Benzo(b)fluoranthene	11	1.3 D,J	0.66 D,J	0.86 D,J	0.64 D,J	1.5 D,J	ND	0.66 D,J	ND	0.27 D,J	ND	ND	ND	0.4 D,J	0.4 D,J	0.42 D,J	0.73 D,J	0.29 D,J	0.53 D,J	ND
Benzo(ghi)perylene	1000	0.86 D,J	ND	0.47 D,J	ND	1.1 D,J	ND	ND	ND	0.15 D,J	ND	ND	ND	0.28 D,J	ND	ND	ND	ND	ND	0.53 D,J
Benzo(k)fluoranthene	110	0.73 D,J	ND	0.45 D,J	ND	0.57 D,J	ND	ND	ND	0.096 D,J	ND	ND	ND	ND	ND	ND	0.51 D,J	ND	ND	ND
Butyl benzyl phthalate	--	ND	ND	ND	ND	ND	ND	ND	ND	ND	ND	ND	ND	ND	ND	ND		ND	ND	ND
Chrysene	110	1.2 D,J	0.44 D,J	0.94 D,J	0.78 D,J	1.2 D,J	ND	0.44 D,J	ND	0.17 D,J	ND	0.24 D,J	ND	0.28 D,J	0.3 D,J	0.26 D,J	0.6 D,J	0.26 D,J	0.38 D,J	0.75 D,J
Dibenzo(a,h)anthracene	1.1	ND	ND	ND	ND	0.28 D,J	ND	ND	ND	ND	ND	ND	ND	ND	ND	ND	ND	ND	ND	ND
Dibenzofuran	1000	ND	ND	0.53 D,J	1.1 D,J	ND	ND	ND	ND	ND	ND	ND	ND	ND	ND	ND	ND	ND	ND	ND
Fluoranthene	1000	1.7 D,J	0.77 D,J	1.4 D,J	1.2 D,J	1.8 D,J	ND	0.59 D,J	ND	0.21 D,J	ND	0.5 D,J	ND	0.37 D,J	0.5 D,J	0.42 D,J	0.91 D,J	0.44 D,J	0.54 D,J	1.2 D,J
Fluorene	--	ND	ND	ND	ND	ND	ND	ND	ND	ND	ND	ND	ND	ND	ND	ND	ND	ND	ND	0.22 D,J
Indeno(1,2,3-cd)pyrene	11	0.65 D,J	ND	0.38 D,J	ND	0.9 D,J	ND	0.22 D,J	ND	0.12 D,J	ND	ND	ND	ND	ND	ND	0.37 D,J	ND	ND	0.33 D,J
Naphthalene	1000	0.94 D,J	ND	1.7 D,J	3.5 D,J	ND	ND	ND	ND	ND	ND	ND	ND	ND	ND	ND	ND	ND	ND	0.58 D,J
Phenanthrene	1000	1.1 D,J	0.66 D,J	1.5 D,J	2.6 D,J	1 D,J	ND	ND	ND	0.11 D,J	0.04 J	ND	ND	ND	0.45 D,J	0.23 D,J	0.68 D,J	0.23 D,J	0.38 D,J	1.3 D,J
Pyrene	1000	1.5 D,J	0.81 D,J	1.3 D,J	0.98 D,J	1.6 D,J	2.6 D,J,	0.5 D,J	ND	0.18 D,J	ND	0.39 D,J	ND	0.31 D,J	0.38 D,J	0.46 D,J	0.83 D,J	ND	ND	1.1 D,J
Total PCBs (mg/kg)																				
Aroclor 1242	25	ND	ND	ND	ND	ND	ND	ND	ND	ND	ND	ND	ND	ND	0.0044 C, J	ND	ND	ND	0.0069 C, J	ND
Aroclor 1248	25	ND	ND	ND	ND	ND	0.12 J	ND	ND	ND	ND	ND	ND	ND	ND	ND	ND	ND	ND	ND
Aroclor 1254	25	0.011 C, J	0.026 C	0.011 C, J	0.006 C, J	ND	ND	ND	ND	ND	ND	0.013 J	0.025 J	0.083 J	0.014 C, J	0.017 C, J	0.026 C	0.013 C, J	0.024 C, J	0.014 C, J
Aroclor 1260	25	ND J	ND J	ND J	ND J	ND J	ND	ND	ND	ND	ND	ND	ND	ND	ND	ND	ND	ND	ND	ND
Total Metals (mg/kg)																				
Aluminum - Total	--	2340	1720	822	1040	13300	2290	1460	1600	2150	243	869	1630	1830	7760	13300	8360	11300	6230	3020
Antimony - Total	--	ND J	ND J	ND J	ND J	ND J	ND	ND	ND	ND	ND	30.8	ND	ND	ND J	ND J	ND J	ND J	ND J	ND J
Arsenic - Total	16	5.2 J	6.6 J	3.1 J	12.2 J	8.6 J	7.1	3.2	3.9	ND	ND	ND	8.2	8.5	4.7	5.3	12.3	4.5	4	6.7
Barium - Total	10000	58.6 J	35.2 J	33.5 J	306 J	133 J	65.9	24.2	123	34.2	17.2	42.4	83.2	120	109	121	108	150	224	61.6
Beryllium - Total	2700	0.342	0.42	0.344	0.647	0.726	ND	ND	ND	0.54	ND	ND	0.322	1.18	0.471	0.633	0.56	0.705	0.505	0.433
Cadmium - Total	60	0.765	0.482	0.374	ND	0.87	4.95	0.474	1.22	0.347	ND	0.975	1.06	1.24	0.28	0.735	1.38	0.442	3.21	1.98
Calcium - Total	--	59600	45300	64500	16000	19000	58300	12400	71100 D	4320	3570	12700	87000 D	87300 D	4710	12400	15500	32400	109000 D	55300
Chromium - Total	6800	50.8	66.6	22.6	12.4	58	237	52.2	107	13.9	17.6	1390	190	234	85.8 J	34 J	234 J	55 J	83.1 J	149 J
Cobalt - Total	--	4.6 J	5.66 J	2.8 J	2.66 J	11.3 J	5.95	3.39	4.96	1.09	ND	226	7.29	12.4	9.4 J	11.5 J	16.8 J	11.2 J	6.28 J	7.22 J
Copper - Total	10000	42.9	62.6	30.3	15.4	58.1	140 J	91.5 J	33 J	9.9 J	9.7 J	110 J	130 J	129 J	30.8 J	37.7 J	155 J	27.4 J	27.2 J	92.5 J
Iron - Total	--	14000	22000	7940	6350	21700	41100	21700	13800	1780 J	1740	24700	27400	41900	20900	21400	7220	20300	13600	23800
Lead - Total	3900	42.5	28.7	23.4	13.6	149	75.7	49.9	126	6.2	6	32.5	197	172	18.9	46.2	364	78.4	116	94.4
Magnesium - Total	--	32600	23300	34000	7390	9350	36300 J	20200 J	24900 J	785 J	342 J	6140 J	14600 J	46000 J	12700	7660	9700	18600	61600 D	21200
Manganese - Total	10000	1820	2870 D	765	213	1190	966	498	965 J	44.7	52.6	626	1040	886	1260	779	1190	636	525	730
Mercury - Total	5.7	ND	ND	ND	ND	0.264	0.0399 J	ND	ND	ND	ND	ND	0.117 J	ND	ND	0.0763	0.071	0.0441	0.0952	0.0595
Nickel - Total	10000	35.2	52.5	22.9	13.4	51.3	171	54.3	57.3	15.8	11.1	2440	133	143	39.5 J	32.6 J	175 J	49.9 J	46.2 J	73.3 J
Potassium - Total	--	298	239	204	210	1730	670	175	477	64.1	123	629	294	635	1360	2070	2120	2010	1300	650
Selenium - Total	6800	ND	ND	ND	ND	ND	ND	ND	ND	ND	ND	ND	ND	ND	ND	ND	ND	ND	ND	ND
Silver - Total	6800	ND	ND	ND	ND	ND	ND	ND	ND	0.99	ND	ND	ND	ND	ND	ND	ND	ND	ND	ND
Sodium - Total	--	ND	ND	ND	ND	ND	265	ND	ND	ND	ND	ND	ND	ND	ND	ND	ND	ND	186	196
Vanadium - Total	--	6.85 J	6.03 J	4.64 J	4.85 J	28.5 J	7.54 J	3.55 J	11.5 J	1.69 J	1.13 J	28.4 J	7.86 J	9.94 J	17.6 J	27.1 J	26.3 J	26.9 J	20 J	15.1 J
Zinc - Total	10000	225	278	189	168	353	3500 D	108	538	175	29.4	118	594	542	102	275	410	132	1720 D	763

Notes:

1. Only those parameters detected at a minimum of one sample location are presented in this table; all other compounds were reported as non-detect.
2. Values per NYSDEC Part 375 Soil Cleanup Objectives (December 2006)

Definitions:

ND = Parameter not detected above laboratory detection limit.
NA = Sample not analyzed for parameter.
"--" = No SCO available.
J = Estimated value; result is less than the sample quantitation limit but greater than zero.
B = Indicates a value greater than or equal to the instrument detection limit, but less than the quantitation limit.
C = Calibration verification recovery was below the method control limit.
D = Compounds were identified in an analyisis at the secondary dilution factor.
I = Internal standard recovery was outside of method limits.

= Result exceeds 6NYCRR Part 375 Industrial SCO.

BENCHMARK ENVIRONMENTAL ENGINEERING & SCIENCE, PLLC

TABLE 3

Summary of Sediment and Stack Deposits Analytical Data

3807 Highland Avenue Site

Niagara Falls, New York

PARAMETER[1]	Industrial SCOs[2]	*Stack Deposits*			*Sediment*				
		Stack-1	Stack-2	W-Stack	Sump-1	Sump-2	Sed-1	Sed-2	Sed-3
		Aug-08	Aug-08	Oct-09	Jan-09	Jan-09	Oct-09	Oct-09	Oct-09
Volatile Organic Compounds (VOCs) - mg/Kg									
Acetone	1000	NA	NA	NA	1.3	0.23	ND	0.015 J	0.16
1,2,4-Trimethylbenzene	380	NA	NA	NA	0.014 J	0.08	ND	ND	ND
1,3,5-Trimethylbenzene	380	NA	NA	NA	ND	0.046	ND	ND	ND
2-Butanone (MEK)	--	NA	NA	NA	0.036	ND	ND	ND	0.026 J
Benzene	89	NA	NA	NA	0.0068	ND	ND	ND	ND
Cyclohexane	--	NA	NA	NA	ND	ND	ND	0.0022 J	ND
Methylcyclohexane	--	NA	NA	NA	ND	0.025	ND	ND	ND
Methylene chloride	1000	NA	NA	NA	0.046 B	0.017 B	ND J	ND J	ND J
p-Cymene (p-isopropyltoluene)	--	NA	NA	NA	ND	0.025 J	ND	ND	ND
sec-Butylbenzene	1000	NA	NA	NA	ND	0.0094 J	ND	ND	ND
Toluene	1000	NA	NA	NA	0.019	0.025	ND	ND	0.32
Total Xylene	1000	NA	NA	NA	0.044	0.012 J	ND	ND	ND
Vinyl chloride	27	NA	NA	NA	ND	0.043	ND	ND	ND
Semi-Volatile Organic Compounds (SVOCs) - mg/Kg									
2-Methylnaphthalene	--	NA	0.084 D,J	NA	ND	5.8 D,J	ND	0.86 D,J	ND
Acenaphthene	1000	NA	ND	NA	ND	0.86 D,J	ND	3.1 D,J	ND
Acenaphthylene	1000	NA	ND	NA	ND	0.97 D,J	ND	ND	ND
Anthracene	1000	NA	0.049 D,J	NA	ND	2.7 D,J	ND	6.1 D,J	ND
Benzo(a)anthracene	11	NA	0.2 D,J	NA	ND	3.8 D,J	0.35 D,J	17 D	2.4 D,J
Benzo(a)pyrene	1.1	NA	0.3 D,J	NA	ND	6.1 D,J	ND	16 D	2.6 D,J
Benzo(b)fluoranthene	11	NA	ND	NA	ND	ND	ND	18 D	3.3 D,J
Benzo(ghi)perylene	1000	NA	0.16 D,J	NA	ND	2.9 D,J	ND	13 D	ND
Benzo(k)fluoranthene	110	NA	ND	NA	ND	ND	ND	9.5 D,J	ND
Carbazole	--	NA	ND	NA	ND	ND	ND	4.4 D,J	ND
Chrysene	110	NA	0.45 D,J	NA	ND	4.5 D,J	ND	20 D	2.8 D,J
Dibenzo(a,h)anthracene	1.1	NA	0.33 D,J	NA	ND	ND	ND	2.2 D,J	ND
Fluoranthene	1000	NA	0.84 D,J	NA	ND	9.6 D,J	0.39 D,J	56 D	4.9 D,J
Fluorene	1000	NA	ND	NA	ND	1.9 D,J	ND	2.5 D,J	ND
Indeno(1,2,3-cd)pyrene	11	NA	0.092 D,J	NA	ND	2.4 D,J	ND	11 D,J	ND
Naphthalene	1000	NA	0.074 D,J	NA	ND	2.6 D,J	ND	ND	ND
Phenanthrene	1000	NA	0.38 D,J	NA	ND	8.1 D,J	0.41 D,J	44 D	2.6 D,J
Pyrene	1000	NA	0.4 D,J	NA	ND	8.6 D,J	0.35 D,J	43 D	4.6 D,J
Total PCBs - mg/Kg									
Aroclor 1260	25	NA	NA	0.01 J	NA	NA	NA	NA	NA
Aroclor 1254	25	NA	NA	0.011 J	NA	0.139 J	0.0057 J	ND	0.097 J
Total Metals - mg/Kg									
Aluminum	--	NA	3700	NA	NA	9850	1190	1900	5370
Antimony	--	NA	ND	NA	NA	3.41	ND J	ND J	ND
Arsenic	16	666	11.1	NA	NA	2.67	6.5	9.3	7.4
Barium	10000	1250	42.6	NA	NA	176	26.7	40.8	177
Beryllium	2700	NA	0.307	NA	NA	1.27	0.392	0.376	0.681
Cadmium	60	30.3	7.7	NA	NA	3.36	2.81	0.769	2.22
Calcium	--	NA	17700	NA	NA	20500	100000 D	27400	108000
Chromium	6800	101	654	NA	NA	62	51 J	1270 J	84.8
Cobalt	--	NA	66.6	NA	NA	6.21	4.43	3.99	8.4
Copper	10000	NA	150	NA	NA	680	49.5	40.7	131
Iron	--	NA	55900	NA	NA	19800	65200 D	6390	16700
Lead	3900	1900	266	NA	NA	42.6	52.9	32.6	125
Magnesium	--	NA	4340	NA	NA	10900	53100 D	13900	53300
Manganese	10000	NA	1040	NA	NA	338	569	956	825
Mercury	5.7	0.043	0.0648	NA	NA	0.123	ND	ND	0.438
Nickel	10000	NA	1460	NA	NA	45.4	32 J	14.9 J	64.4
Potassium	--	NA	767	NA	NA	1610	408	287	906
Selenium	6800	55.3	4.37	NA	NA	1.14	ND	ND	ND
Silver	6800	NA	0.557	NA	NA	1.06	ND	ND	ND
Sodium	--	NA	476	NA	NA	1960	192	869	ND
Vanadium	--	NA	24.6	NA	NA	22.9	4.83 J	9.01 J	18.4
Zinc	10000	NA	2560 D	NA	NA	1890 D	1460 D,J	315 J	1520

Notes:

1. Only those parameters detected at a minimum of one sample location are presented in this table; all other compounds were reported as non-detect.
2. Values per NYSDEC Part 375 Soil Cleanup Objectives (December 2006)

Definitions:

ND = Parameter not detected above laboratory detection limit.
NA = Sample not analyzed for parameter.
"--" = No SCO available.
J = Estimated value; result is less than the sample quantitation limit but greater than zero.
B = Indicates a value greater than or equal to the instrument detection limit, but less than the quantitation limit.
D = Compounds were identified in an analyisis at the secondary dilution factor.

= Result exceeds 6NYCRR Part 375 Industrial SCO.

BENCHMARK ENVIRONMENTAL ENGINEERING & SCIENCE, PLLC

TABLE 4a

Summary of Subsurface Soil Analytical Data

Historic Soil Boring Samples

3807 Highland Avenue Site

Niagara Falls, New York

PARAMETER[1]	Industrial SCOs[2]	SB-1 (5.5-7.5)	SB-2 (4-8)	SB-3 (0-3)	SB-4 (4-6)	SB-5 (4-8)	SB-6 (10-14)	SB-7 (4-8)	SB-8 (0-4)	SB-9 (0-4)	SB-10 (4-7)	SB-11 (8-10)
		Aug 08	Aug 08	Aug 08	Aug 08	Aug 08	Aug 08	Aug 08	Aug 08	Aug 08	Aug 08	Aug 08
Volatile Organic Compounds (VOCs) - mg/Kg												
1,2,4-Trimethylbenzene	380	ND	0.004 J	ND	NA	NA	ND	NA	NA	NA	ND	ND
1,3,5-Trimethylbenzene	380	ND	0.003 J	ND	NA	NA	ND	NA	NA	NA	ND	ND
2-Butanone (MEK)	1000	ND	ND	0.016 J	NA	NA	ND	NA	NA	NA	ND	ND
Acetone	1000	0.029	0.02	0.16	NA	NA	0.02	NA	NA	NA	ND	ND
Carbon disulfide	--	0.003 J	0.003 J	0.004 J	NA	NA	0.003 J	NA	NA	NA	0.002	0.002 J
Isopropylbenzene (Cumene)	--	ND	ND	ND	NA	NA	0.001 J	NA	NA	NA	ND	ND
Methylcyclohexane	--	ND	ND	ND	NA	NA	0.003 J	NA	NA	NA	ND	ND
Methylene chloride	1000	0.011 B	0.015 B	0.008 B	NA	NA	0.014 B	NA	NA	NA	0.014 B	0.012 B
n-Butylbenzene	1000	ND	ND	ND	NA	NA	0.008	NA	NA	NA	ND	ND
n-Propylbenzene	1000	ND	ND	ND	NA	NA	0.003 J	NA	NA	NA	ND	ND
p-Cymene (p-isopropyltoluene)	--	ND	ND	ND	NA	NA	0.001 J	NA	NA	NA	ND	ND
sec-Butylbenzene	1000	ND	ND	ND	NA	NA	0.004 J	NA	NA	NA	ND	ND
Toluene	1000	ND	ND	ND	NA	NA	0 B,J	NA	NA	NA	ND	ND
Semi-Volatile Organic Compounds (SVOCs) - mg/Kg												
2-Methylnaphthalene	--	ND	ND	0.22 J	NA	ND	0.27 J	0.052 J	ND	ND	ND	ND
Acenaphthene	1000	ND	ND	0.55 J	NA	ND	0.14 J	0.068 J	ND	ND	ND	0.11 J
Acenaphthylene	1000	ND	ND	0.18 J	NA	ND	0.082 J	0.082 J	ND	ND	ND	ND
Anthracene	1000	0.015 J	ND	0.55 J	NA	ND	0.13 J	0.2 J	ND	ND	0.11 J	0.16 J
Benzo(a)anthracene	11	ND	0.009 J	1.4	NA	ND	ND	0.7 J	ND	ND	0.35 J	0.56 J
Benzo(a)pyrene	1.1	ND	ND	2.1	NA	ND	ND	0.66 J	ND	ND	0.38 J	0.6 J
Benzo(b)fluoranthene	11	ND	0.008 J	2.3	NA	ND	ND	0.87 J	ND	ND	0.5 J	0.82 J
Benzo(ghi)perylene	1000	ND	ND	1.6	NA	ND	ND	0.47 J	ND	ND	0.21	0.31 J
Benzo(k)fluoranthene	110	ND	0.021 J	0.72 J	NA	ND	ND	0.29 J	ND	0.019 J	0.21 J	0.29 J
Chrysene	110	0.02 B,J	0.02 B,J	1.5 B	NA	0.02 B,J	0.13 B,J	0.68 B,J	0.03 B,J	0.02 B,J	0.44 B,J	0.71 B,J
Dibenzo(a,h)anthracene	1.1	ND	ND	0.35 J	NA	ND	ND	0.15 J	ND	ND	0.073 J	0.011 J
Fluoranthene	1000	0.015 J	0.013 J	2.8	NA	ND	0.048 J	1.3	0.009 J	0.01 J	0.5 J	1.1
Fluorene	--	ND	ND	0.39 J	NA	ND	0.3 J	ND	ND	ND	0.043 J	0.064 J
Indeno(1,2,3-cd)pyrene	11	ND	ND	1.4	NA	ND	ND	0.41 J	ND	ND	0.22 J	0.27 J
Naphthalene	1000	ND	ND	0.33 J	NA	ND	ND	0.069 J	ND	ND	0.04 J	0.072 J
Phenanthrene	1000	0.02 B,J	0.02 B,J	2.1 B	NA	0.01 B,J	0.68 B,J	0.7 B,J	0.02 B,J	0.02 B,J	0.33 B,J	0.74 B,J
Pyrene	1000	0.016 J	0.011 J	2.6	NA	ND	0.085 J	1 J	ND	ND	0.4 J	0.84 J
PCBs - mg/Kg												
Aroclor 1254	25	0.63	ND	ND	ND	ND	ND	ND	ND	ND	ND	ND
Aroclor 1260	25	ND	ND	0.84	ND	ND	ND	ND	ND	ND	ND	ND
Total Metals - mg/Kg												
Arsenic	16	3.7	6.8	11.9	3	2.9	2.4	14.1	4.5	ND	10.5	11.2
Barium	10000	75.8	290	77.6	36.6	63.6	22	375	174	20.8	94	111
Cadmium	60	ND	0.86	1.2	ND	ND	1.8	1.2	0.29	1.6	1.3	1.5
Chromium	6800	12.8	692	105	11.3	15.7	15.6	830	30.2	15.2	310	483
Lead	3900	5.9	212	74.6	3	5.2	177	168	10.9	52.4	409	508
Mercury	5.7	0.043	0.095	ND	ND	ND	0.048	ND	ND	0.23	0.036	0.071

Notes:

1. Only those parameters detected at a minimum of one sample location are presented in this table; all other compounds were reported as non-detect.
2. Values per NYSDEC Part 375 Soil Cleanup Objectives (December 2006)

Definitions:

ND = Parameter not detected above laboratory detection limit.
NA = Sample not analyzed for parameter.
"--" = No SCO available.
J = Estimated value; result is less than the sample quantitation limit but greater than zero.
B = Indicates a value greater than or equal to the instrument detection limit, but less than the quantitation limit.
= Result exceed 6NYCRR Part 375 Industrial SCOs.

BENCHMARK ENVIRONMENTAL ENGINEERING & SCIENCE, PLLC

TABLE 4b

Subsurface Soil Sample Data

Remedial Investigation Soil Boring Samples

3807 Highland Avenue Site

Niagara Falls, New York

PARAMETER[1]	Industrial SCOs[2]	Remedial Investigation - Sample Locations (October 2009)																					
		SB-1 (2-4)	SB-2 (4-6)	SB-3 (2-4)	SB-4 (2-4)	SB-5 (4-6)	SB-6 (2-4)	SB-7 (3-5)	SB-8 (0-2)	SB-9 (4-8)	SB-10 (4-6)	SB-11 (0-2)	SB-12 (0-2)	SB-13 (0-2)	SB-14 (8-12)	SB-15 (0-2)	SB-16 (0-2)	SB-17 (0-2)	SB-18 (2-4)	SB-19 (11-14.7)	SB-20 (0-2)	SB-21 (12-14)	SB-22 (4-6)
		Oct 09	Oct 09	Oct 09	Oct 09	Oct 09	Oct 09	Oct 09	Oct 09	Oct 09	Oct 09	Oct 09	Oct 09	Oct 09	Oct 09	Oct 09	Oct 09	Oct 09	Oct 09	Oct 09	Oct 09	Oct 09	Oct 09
Volatile Organic Compounds (VOCs) - mg/Kg																							
1,2,4-Trimethylbenzene	380	NA	NA	NA	NA	NA	ND	NA	0.11	NA	NA	0.0066	ND	ND	NA	NA	NA	NA	ND	0.0023 J	NA	0.0041 J	NA
1,3,5-Trimethylbenzene	380	NA	NA	NA	NA	NA	ND	NA	0.031	NA	NA	ND	ND	ND	NA	NA	NA	NA	ND	ND	NA	ND	NA
1,4-Dichlorobenzene	1000	NA	NA	NA	NA	NA	ND	NA	ND	NA	NA	ND	ND	ND	NA	NA	NA	NA	ND	ND	NA	ND	NA
2-Butanone (MEK)	1000	NA	NA	NA	NA	NA	0.0094 J	NA	ND	NA	NA	ND	ND	ND	NA	NA	NA	NA	0.044	ND	NA	ND	NA
Acetone	1000	NA	NA	NA	NA	NA	0.073	NA	0.035	NA	NA	0.033	0.04	0.0068 J	NA	NA	NA	NA	0.21	0.021 J	NA	0.016 J	NA
Benzene	89	NA	NA	NA	NA	NA	ND	NA	ND	NA	NA	ND	ND	ND	NA	NA	NA	NA	ND	ND	NA	ND	NA
Carbon disulfide	--	NA	NA	NA	NA	NA	0.0019 J	NA	0.0049 J	NA	NA	ND	ND	ND	NA	NA	NA	NA	ND J	ND J	NA	ND J	NA
cis-1,2-dichloroethene	1000	NA	NA	NA	NA	NA	ND	NA	ND	NA	NA	ND	ND	ND	NA	NA	NA	NA	0.0013 J	ND	NA	ND	NA
Cyclohexane	--	NA	NA	NA	NA	NA	ND	NA	0.015	NA	NA	0.0026 J	ND	ND	NA	NA	NA	NA	ND	0.0011 J	NA	ND	NA
Ethylbenzene	780	NA	NA	NA	NA	NA	ND	NA	0.0036 J	NA	NA	ND	ND	ND	NA	NA	NA	NA	ND	ND	NA	ND	NA
Isopropylbenzene (Cumene)	--	NA	NA	NA	NA	NA	ND	NA	0.0046 J	NA	NA	ND	ND	ND	NA	NA	NA	NA	ND	ND	NA	0.0013 J	NA
Methylcyclohexane	--	NA	NA	NA	NA	NA	ND	NA	0.045	NA	NA	0.011 J	ND	ND	NA	NA	NA	NA	ND	ND	NA	0.0037 J	NA
Methylene chloride	1000	NA	NA	NA	NA	NA	0.0066 J	NA	0.0044 J	NA	NA	0.0028 J	0.0038 J	ND	NA	NA	NA	NA	0.0048 J	0.0052 J	NA	ND	NA
n-Butylbenzene	1000	NA	NA	NA	NA	NA	ND	NA	ND	NA	NA	ND	ND	ND	NA	NA	NA	NA	ND	ND	NA	0.0062	NA
n-Propylbenzene	1000	NA	NA	NA	NA	NA	ND	NA	0.0045 J	NA	NA	ND	ND	ND	NA	NA	NA	NA	ND	ND	NA	0.0039 J	NA
p-Cymene (p-isopropyltoluene)	--	NA	NA	NA	NA	NA	ND	NA	0.012	NA	NA	0.0027 J	ND	ND	NA	NA	NA	NA	ND	ND	NA	ND	NA
sec-Butylbenzene	1000	NA	NA	NA	NA	NA	ND	NA	0.0072	NA	NA	0.0014	ND	ND	NA	NA	NA	NA	ND	ND	NA	0.0032 J	NA
Toluene	1000	NA	NA	NA	NA	NA	ND	NA	0.0029 J	NA	NA	ND	ND	0.0018 J	NA	NA	NA	NA	ND	ND	NA	0.0013 J	NA
Total Xylene	1000	NA	NA	NA	NA	NA	ND	NA	0.03	NA	NA	ND	ND	ND	NA	NA	NA	NA	ND	ND	NA	0.0018 J	NA
Semi-Volatile Organic Compounds (SVOCs) - mg/Kg																							
2-Methylnaphthalene	--	ND	ND	ND	ND	0.031 J	ND	ND	1.2	ND	ND	1.6 D,N,J	ND	ND	ND	0.27 D,J	ND	ND	0.036 J	14 D	ND	ND	ND
Acenaphthene	1000	ND	ND	ND	ND	ND	ND	ND	0.096 J	ND	ND	0.74 D,J	ND	ND	ND	ND	ND	0.16 D,J	0.037 J	1.4 D,J	ND	ND	0.15 D,J
Acenaphthylene	1000	ND	ND	ND	ND	ND	ND	ND	ND	ND	ND	ND	ND	ND	ND	ND	ND	ND	ND	ND	ND	ND	ND
Anthracene	1000	ND	ND	ND	ND	ND	ND	ND	ND	ND	ND	ND	ND	ND	ND	0.32 D,J	ND	0.26 D,J	0.042 J	1.1 D,J	ND	ND	ND
Benzo(a)anthracene	11	0.05 J	ND	ND	ND	0.052 J	0.19 D,J	0.016 J	0.068 J	ND	ND	0.44 D,J	ND	0.74 D,J	ND	1.6 D,J	ND	0.53 D,J	0.064 J	ND	ND	ND	0.64 D,J
Benzo(a)pyrene	1.1	0.062 J	ND	ND	ND	0.049 J	0.18 D,J	0.012 J	0.061 J	ND	ND	0.67 D,J	ND	0.69 D,J	ND	1.7 D,J	ND	0.49 D,J	0.065 J	ND	ND	ND	0.81 D,J
Benzo(b)fluoranthene	11	0.073 J	ND	ND	ND	0.06 J	0.22 D,J	0.017 J	0.11 J	ND	ND	1.2 D,J	ND	1.5 D,J	ND	2.2 D,J	ND	0.57 D,J	0.067 J	ND	ND	ND	1.3 D,J
Benzo(ghi)perylene	1000	0.051 J	ND	ND	ND	0.043 J	0.17 D,J	ND	0.059 J	ND	ND	0.54 D,J	ND	ND	ND	1.3 D,J	ND	0.27 D,J	0.049 J	ND	ND	ND	0.65 D,J
Benzo(k)fluoranthene	110	0.026 J	ND	ND	ND	0.036 J	0.11 D,J	ND	ND	ND	ND	ND	ND	ND	ND	0.86 D,J	ND	0.22 D,J	0.038 J	ND	ND	ND	ND
Biphenyl	--	ND	ND	ND	ND	ND	ND	ND	0.0041 J	ND	ND	ND	ND	ND	ND	ND	ND	ND	ND	ND	ND	ND	ND
Bis(2-ethylhexyl) phthalate	--	ND	ND	ND	ND	0.15 J	1.1 D,J	ND	0.081 J	0.071 J	ND	ND	ND	ND	0.42	ND	0.077 J	ND	0.33	ND	ND	ND	ND
Carbazole	--	ND	ND	ND	ND	ND	ND	ND	ND	ND	ND	ND	ND	ND	ND	ND	ND	0.084 D,J	ND	ND	ND	ND	ND
Chrysene	110	0.055 J	ND	ND	ND	0.059 N,J	0.18 D,J	0.012 J	0.12 J	ND	ND	0.61 D,J	ND	0.68 D,J	ND	1.5 D,J,B	ND	0.53 D,J,B	0.061 B,J	ND	ND	ND	0.67 D,J
Dibenzo(a,h)anthracene	1.1	ND	ND	ND	ND	ND	ND	ND	ND	ND	ND	ND	ND	ND	ND	0.33 D,J	ND	ND	ND	ND	ND	ND	ND
Dibenzofuran	1000	ND	ND	ND	ND	ND	ND	ND	ND	ND	ND	ND	ND	ND	ND	0.2 D,J	ND	0.068 D,J	0.012 J	ND	ND	ND	ND
Diethyl phthalate	--	ND	ND	ND	ND	ND	ND	ND	ND	ND	ND	ND	ND	ND	ND	ND	ND	ND	0.057 J	0.41 D,J	ND	ND	ND
Di-n-butyl phthalate	--	ND	ND	ND	ND	ND	ND	ND	ND	ND	ND	ND	ND	ND	ND	ND	0.083 J	ND	0.16 J	ND	ND	ND	ND
Fluoranthene	1000	0.081 J	ND	ND	ND	0.074 J	0.33 D,J	0.022 J	0.14 J	ND	ND	0.93 D,J	ND	0.93 D,J	ND	2.4 D,J	ND	1.2 D	0.11 J	0.23 D,J	ND	ND	1.2 D,J
Fluorene	--	ND	ND	ND	ND	ND	ND	ND	0.21	ND	ND	ND	ND	ND	ND	ND	ND	0.15 D,J	0.036 J	2.3 D	ND	ND	ND
Indeno(1,2,3-cd)pyrene	11	0.04 J	ND	ND	ND	0.032 J	0.13 D,J	ND	ND	ND	ND	0.4 D,J	ND	ND	ND	1 D,J	ND	0.24 D,J	0.037 J	ND	ND	ND	0.5 D,J
Naphthalene	1000	ND	ND	ND	ND	ND	ND	ND	0.27	ND	ND	0.65 D,N,J	ND	ND	ND	0.23 D,J	ND	ND	0.021 J	0.61 D,J	ND	ND	ND
Phenanthrene	1000	0.056 J	ND	ND	ND	0.043 J	ND	0.015 J	0.5	ND	ND	2 D	ND	ND	ND	1.8 D,J	ND	1 D,J	0.081 J	6.9 D	ND	ND	0.86 D,J
Pyrene	1000	0.071 J	ND	ND	ND	0.076 J	0.32 D,J	0.02 J	0.13 J	ND	ND	1.1 D,J	ND	0.88 D,J	ND	2.2 D,J	ND	1.1 D,J	0.097 J	0.51 D,J	ND	ND	1 D,J
PCBs - mg/Kg																							
Aroclor 1248	25	ND	ND	ND	ND	ND	ND	ND	ND	ND	ND	ND	0.16 J	ND	ND	ND	ND	ND	ND	ND	ND	ND	ND
Aroclor 1254	25	ND	ND	ND	ND	ND	ND	ND	0.072 J	ND	ND	0.23 J	ND	ND	ND	ND	ND	ND	0.015 J	ND	ND	ND	ND
Aroclor 1260	25	ND	ND	ND	ND	ND	ND	ND	ND	ND	ND	ND	ND	ND	ND	ND	ND	ND	ND	ND	0.046 J	ND	ND
Total Metals - mg/Kg																							
Aluminum	--	14900	14700	7390	14600	12600	6910	14400	7850	10500	10300	8290	4010	5090	8510	5480	14300	23000	14900	8270	18900	3570	17200
Arsenic	16	8.1	4.2	2.5	4.2	6.2	10.1	4.9	10	2.6	4.5	7.8	3.7	6.3	3.7	12.2	2.4	7.1	7.1	2.2	2.8	ND	5.1
Barium	10000	183	167	62.1	96.3	89.3	98.5	342	53.3	108	81.2	739	32.4	39.8	60.4	2230 D	81.3	163	108	46.8	84.3	22.7	264
Beryllium	2700	0.729	0.726	0.342	0.654	0.685	0.49	0.729	0.505	0.581	0.734	0.504	0.334	0.309	0.424	0.648	0.596	1.07	0.638	0.318	0.655	0.23	2.71
Cadmium	60	0.744	ND	0.57	ND	ND	ND	ND	ND	ND	0.302	ND	0.625	0.551	ND	1.05	ND	0.288	0.466	ND	0.351	0.641	0.28
Calcium	--	15700	80500	56000	4830	17900	18200	45400	10600	110000 D	48200	31700	143000 D	7680 D	71000	11600	37000	19700	13700	37600	16700	111000 D	32600
Chromium	6800	29.3 J	19.9 J	10.7 J	18.4 J	27.3 J	278 J	154 J	141 J	13.8 J	15.1 J	346 J	19.4 J	3630	13.1	107	18.9	29.8	31.4	11.9	271	7.28	118
Cobalt	--	8.73	10.6	7.95	11.4	11.1	8.54	11.4	12.3	8.77	10.8	4.39	2.23	32.8 J	8.36 J	7.76 J	8.58 J	14.4 J	11.2 J	8.22 J	7.93 J	3.47 J	5.18 J
Copper	10000	31.3	19.7	12.3	18.3	32.9	287	21.7	93.1	19.8	22.6	197	11.9	94.8 J	18 J	60.1 J	16.4 J	24.2 J	29.3 J	11.6 J	28.3 J	9 J	1460 J
Iron	--	19200	21300	12800	22500	27900	31000	21700	95700	16500	20200	27500	7480	18100	15300	71500 D	19100	31400	22600	14400	5960	7590	11400
Lead	3900	73.8	7.7	4.2	6.1	15.4	77.4	7.5	58.8	5.7	5.9	74	47.7	21.9	6.4	205	4.6	9.8	147	3.6	64.7	47.5	101
Magnesium	--	5610	9900	7770	5800	10900	8640	14400	4740	8200	8540	8870	53400 D	6200 D	26500	5270	10600	9970	5920	8180	59200 D	52700 D	7310
Manganese	10000	1250	560	619	684	475	601	1970	1610	727	1370	1790	0.69	375 D	583	6000 D	504	610	569	556	645	552	401
Nickel	10000	27.1 J	22.3 J	16.4 J	22.3 J	29.3 J	80.3 J	31.6 J	127 J	19.5 J	20.7 J	67.6 J	12.8 J	1860	16.1	22.4	21.9	36.8	35.9	17.6	144	8.47	44.4
Potassium	--	1720	3170	1200	1220	1490	1160	2450	810	2160	1730	592	1020	419	2000	836	2130	2410	1050	1610	810	1040	888
Selenium	6800	ND	ND	ND	ND	ND	ND	ND	ND	ND	ND	ND	ND	ND	ND	ND	ND	ND	ND	ND	ND	ND	ND
Silver	6800	ND	ND	ND	ND	ND	ND	ND	ND	ND	ND	ND	ND	ND	ND	ND	ND	ND	ND	ND	ND	ND	ND
Sodium	--	355	501	179	267	ND	206	399	ND	287	229	257	175	ND	ND	394	440	218	223	167	ND	ND	ND
Thallium	--	ND	ND	ND	ND	ND	ND	ND	9.5	ND	ND	ND	ND	ND	ND	ND	ND	ND	ND	ND	ND	ND	ND
Vanadium	--	25.9 J	26.9 J	15.9 J	24.8 J	27.8 J	14.9 J	27.4 J	16.4 J	20.5 J	24.6 J	13.9 J	8.27 J	18.7	18.4	11	20.3	32.6	26.2	15.2	8.71	9.32	11
Zinc	10000	437 J	48.7 J	73.3 J	218 J	71.5 J	110 J	50.8 J	68.1 J	37.5 J	41.4 J	86.6 J	188 J	17.5 J	46.7 J	181 J	58.6 J	66 J	83.4 J	38.6 J	142 J	174 J	102 J
Mercury	5.7	0.0834	ND	ND	ND	ND	0.037	0.05	0.178	ND	ND	0.0575	0.0413	0.0235	ND	0.0698	ND	0.0645	0.0368	ND	ND	ND	0.0399

BENCHMARK ENVIRONMENTAL ENGINEERING & SCIENCE, PLLC

TABLE 4b

Subsurface Soil Sample Data

Remedial Investigation Soil Boring Samples

3807 Highland Avenue Site

Niagara Falls, New York

PARAMETER[1]	Industrial SCOs[2]	Remedial Investigation - Sample Locations (October 2009)																						
		SB-23 (8-12)	SB-24 (4-6)	SB-25 (1-3)	SB-26 (1-3)	SB-27 (1-3)	SB-28 (6-8)	SB-29 (4-6)	SB-30 (0-4)	TP/SS-1 (1)	TP/SS-1 (2)	TP/SS-1 (3)	TP/SS-1 (4)	TP/SS-1 (5)	TP/SS-1 (6)	TP/SS-1 (7)	TP/SS-1 (8)	TP/SS-1 (9)	TP/SS-1 (10)	TP/SS-5 (1)	TP/SS-5 (2)	TP/SS-5 (3)	TP/SS-5 (4)	TP/SS-5 (5)
		Oct 09	Oct 09	Oct 09	Oct 09	Oct 09	Oct 09	Oct 09	Oct 09	Jan 10	Jan 10	Jan 10	Jan 10	Jan 10	Jan 10	Jan 10	Jan 10	Jan 10	Jan 10	Jan 10	Jan 10	Jan 10	Jan 10	Jan 10
Volatile Organic Compounds (VOCs) - mg/Kg																								
1,2,4-Trimethylbenzene	380	0.002 J	ND	NA	NA	NA	ND	ND	ND	NA	NA	NA	NA	NA	NA	NA	NA	NA	NA	NA	NA	NA	NA	NA
1,3,5-Trimethylbenzene	380	ND	ND	NA	NA	NA	ND	ND	ND	NA	NA	NA	NA	NA	NA	NA	NA	NA	NA	NA	NA	NA	NA	NA
1,4-Dichlorobenzene	1000	ND	ND	NA	NA	NA	0.0014 B,J	ND	ND	NA	NA	NA	NA	NA	NA	NA	NA	NA	NA	NA	NA	NA	NA	NA
2-Butanone (MEK)	1000	0.011 J	0.012 J	NA	NA	NA	ND	ND	ND	NA	NA	NA	NA	NA	NA	NA	NA	NA	NA	NA	NA	NA	NA	NA
Acetone	1000	0.054	0.081	NA	NA	NA	ND	0.016 J	0.007 J	NA	NA	NA	NA	NA	NA	NA	NA	NA	NA	NA	NA	NA	NA	NA
Benzene	89	ND	ND	NA	NA	NA	ND	ND	0.0016 J	NA	NA	NA	NA	NA	NA	NA	NA	NA	NA	NA	NA	NA	NA	NA
Carbon disulfide	--	0.0022 J	0.0026 J	NA	NA	NA	ND J	0.0015 J	ND	NA	NA	NA	NA	NA	NA	NA	NA	NA	NA	NA	NA	NA	NA	NA
cis-1,2-dichloroethene	1000	ND	ND	NA	NA	NA	ND	ND	ND	NA	NA	NA	NA	NA	NA	NA	NA	NA	NA	NA	NA	NA	NA	NA
Cyclohexane	--	ND	ND	NA	NA	NA	ND	ND	ND	NA	NA	NA	NA	NA	NA	NA	NA	NA	NA	NA	NA	NA	NA	NA
Ethylbenzene	780	ND	ND	NA	NA	NA	ND	ND	ND	NA	NA	NA	NA	NA	NA	NA	NA	NA	NA	NA	NA	NA	NA	NA
Isopropylbenzene (Cumene)	--	0.0049 J	ND	NA	NA	NA	ND	ND	ND	NA	NA	NA	NA	NA	NA	NA	NA	NA	NA	NA	NA	NA	NA	NA
Methylcyclohexane	--	0.0042 J	ND	NA	NA	NA	ND	ND	ND	NA	NA	NA	NA	NA	NA	NA	NA	NA	NA	NA	NA	NA	NA	NA
Methylene chloride	1000	ND	ND	NA	NA	NA	0.0049 J	ND	ND	NA	NA	NA	NA	NA	NA	NA	NA	NA	NA	NA	NA	NA	NA	NA
n-Butylbenzene	1000	0.0055 J	ND	NA	NA	NA	ND	ND	ND	NA	NA	NA	NA	NA	NA	NA	NA	NA	NA	NA	NA	NA	NA	NA
n-Propylbenzene	1000	0.01	ND	NA	NA	NA	ND	ND	ND	NA	NA	NA	NA	NA	NA	NA	NA	NA	NA	NA	NA	NA	NA	NA
p-Cymene (p-isopropyltoluene)	--	ND	ND	NA	NA	NA	ND	ND	ND	NA	NA	NA	NA	NA	NA	NA	NA	NA	NA	NA	NA	NA	NA	NA
sec-Butylbenzene	1000	0.0043 J	ND	NA	NA	NA	ND	ND	ND	NA	NA	NA	NA	NA	NA	NA	NA	NA	NA	NA	NA	NA	NA	NA
Toluene	1000	0.0014 J	ND	NA	NA	NA	ND	ND	0.0016 J	NA	NA	NA	NA	NA	NA	NA	NA	NA	NA	NA	NA	NA	NA	NA
Total Xylene	1000	0.0031 J	ND	NA	NA	NA	ND	ND	ND	NA	NA	NA	NA	NA	NA	NA	NA	NA	NA	NA	NA	NA	NA	NA
Semi-Volatile Organic Compounds (SVOCs) - mg/Kg																								
2-Methylnaphthalene	--	0.25 D,J	0.17 D,J	ND	ND	ND	ND	ND J	ND J	NA	NA	NA	NA	NA	NA	NA	NA	NA	NA	NA	NA	NA	NA	NA
Acenaphthene	1000	0.39 D,J	ND	ND	ND	0.075 D,J	ND	ND	ND	NA	NA	NA	NA	NA	NA	NA	NA	NA	NA	NA	NA	NA	NA	NA
Acenaphthylene	1000	ND	ND	ND	ND	ND	ND	ND	ND	NA	NA	NA	NA	NA	NA	NA	NA	NA	NA	NA	NA	NA	NA	NA
Anthracene	1000	ND	ND	ND	ND	0.16 D,J	ND	ND	ND	NA	NA	NA	NA	NA	NA	NA	NA	NA	NA	NA	NA	NA	NA	NA
Benzo(a)anthracene	11	ND	0.31 D,J	ND	0.12 D,J	0.41 D,J	ND	ND	0.2 D,J	NA	NA	NA	NA	NA	NA	NA	NA	NA	NA	NA	NA	NA	NA	NA
Benzo(a)pyrene	1.1	ND	ND	ND	0.12 D,J	0.36 D,J	ND	ND	0.19 D,J	NA	NA	NA	NA	NA	NA	NA	NA	NA	NA	NA	NA	NA	NA	NA
Benzo(b)fluoranthene	11	ND	ND	ND	0.12 D,J	0.49 D,J	ND	ND	0.31 D,J	NA	NA	NA	NA	NA	NA	NA	NA	NA	NA	NA	NA	NA	NA	NA
Benzo(ghi)perylene	1000	ND	ND	ND	ND	0.24 D,J	ND	ND	ND	NA	NA	NA	NA	NA	NA	NA	NA	NA	NA	NA	NA	NA	NA	NA
Benzo(k)fluoranthene	110	ND	ND	ND	0.064 D,J	0.16 D,J	ND	ND	ND	NA	NA	NA	NA	NA	NA	NA	NA	NA	NA	NA	NA	NA	NA	NA
Biphenyl	--	ND	ND	ND	ND	ND	ND	ND	ND	NA	NA	NA	NA	NA	NA	NA	NA	NA	NA	NA	NA	NA	NA	NA
Bis(2-ethylhexyl) phthalate	--	ND	ND	ND	ND	ND	0.067 J	0.088 J	ND	NA	NA	NA	NA	NA	NA	NA	NA	NA	NA	NA	NA	NA	NA	NA
Carbazole	--	ND	ND	ND	ND	0.085 D,J	ND	ND	ND	NA	NA	NA	NA	NA	NA	NA	NA	NA	NA	NA	NA	NA	NA	NA
Chrysene	110	ND	0.28 D,J	ND	0.1 D,J	0.42 D,J	ND	ND	0.22 D,J	NA	NA	NA	NA	NA	NA	NA	NA	NA	NA	NA	NA	NA	NA	NA
Dibenzo(a,h)anthracene	1.1	ND	ND	ND	ND	ND	ND	ND	ND	NA	NA	NA	NA	NA	NA	NA	NA	NA	NA	NA	NA	NA	NA	NA
Dibenzofuran	1000	ND	ND	ND	ND	ND	ND	ND	ND	NA	NA	NA	NA	NA	NA	NA	NA	NA	NA	NA	NA	NA	NA	NA
Diethyl phthalate	--	ND	ND	ND	ND	ND	ND	ND	ND	NA	NA	NA	NA	NA	NA	NA	NA	NA	NA	NA	NA	NA	NA	NA
Di-n-butyl phthalate	--	ND	ND	ND	ND	ND	ND	ND	ND	NA	NA	NA	NA	NA	NA	NA	NA	NA	NA	NA	NA	NA	NA	NA
Fluoranthene	1000	0.35 D,J	0.54 D,J	ND	0.15 D,J	0.86 D,J	ND	ND	0.24 D,J	NA	NA	NA	NA	NA	NA	NA	NA	NA	NA	NA	NA	NA	NA	NA
Fluorene	--	0.43 D,J	ND	ND	ND	ND	ND	ND	ND	NA	NA	NA	NA	NA	NA	NA	NA	NA	NA	NA	NA	NA	NA	NA
Indeno(1,2,3-cd)pyrene	11	ND	ND	ND	ND	0.18 D,J	ND	ND	ND	NA	NA	NA	NA	NA	NA	NA	NA	NA	NA	NA	NA	NA	NA	NA
Naphthalene	1000	ND	ND	ND	ND	ND	ND	ND	ND	NA	NA	NA	NA	NA	NA	NA	NA	NA	NA	NA	NA	NA	NA	NA
Phenanthrene	1000	0.54 D,J	0.47 D,J	ND	0.13 D,J	0.76 D,J	ND	ND	0.16 D,J	NA	NA	NA	NA	NA	NA	NA	NA	NA	NA	NA	NA	NA	NA	NA
Pyrene	1000	0.32 D,J	0.46 D,J	ND	0.15 D,J	0.74 D,J	ND	ND	0.23 D,J	NA	NA	NA	NA	NA	NA	NA	NA	NA	NA	NA	NA	NA	NA	NA
PCBs - mg/Kg																								
Aroclor 1248	25	ND	ND	ND	ND	ND	ND	ND	ND	NA	NA	NA	NA	NA	NA	NA	NA	NA	NA	NA	NA	NA	NA	NA
Aroclor 1254	25	0.0062 J	ND	0.17 D	ND	ND	ND	ND	ND	NA	NA	NA	NA	NA	NA	NA	NA	NA	NA	NA	NA	NA	NA	NA
Aroclor 1260	25	ND	ND J	0.14 D	ND	ND	ND	ND	ND	NA	NA	NA	NA	NA	NA	NA	NA	NA	NA	NA	NA	NA	NA	NA
Total Metals - mg/Kg																								
Aluminum	--	10200	7830	5840	17500	10000	2790	2110	8200	NA	NA	NA	NA	NA	NA	NA	NA	NA	NA	NA	NA	NA	NA	NA
Arsenic	16	7.5	8.5	58.2	5	4.4	2.4	16.9	77.3	35.4	85.1	7.7	24.8	2.1	15	12.6	8.4	25.8	11.6	58.8	35.9	10.6	10.8	15
Barium	10000	89.7	126	304	107	64	12	96.5	249	NA	NA	NA	NA	NA	NA	NA	NA	NA	NA	NA	NA	NA	NA	NA
Beryllium	2700	0.544	0.471	0.58	0.746	0.445	0.226	0.387	0.414	NA	NA	NA	NA	NA	NA	NA	NA	NA	NA	NA	NA	NA	NA	NA
Cadmium	60	1.01	1.52	5.67	0.382	0.39	0.747	ND	2.71	NA	NA	NA	NA	NA	NA	NA	NA	NA	NA	NA	NA	NA	NA	NA
Calcium	--	60600	33000	40600	5850	44000	199000	2250	19900	NA	NA	NA	NA	NA	NA	NA	NA	NA	NA	NA	NA	NA	NA	NA
Chromium	6800	240	59.8	301	21.3	84.9	3.93	4.09	793	NA	NA	NA	NA	NA	NA	NA	NA	NA	NA	NA	NA	NA	NA	NA
Cobalt	--	13.1 J	7.44 J	25.2 J	9.65 J	7.92 J	2.24 J	0.619 J	38.6 J	NA	NA	NA	NA	NA	NA	NA	NA	NA	NA	NA	NA	NA	NA	NA
Copper	10000	36.1 J	42.5 J	379 J	22.2 J	22 J	6.2 J	232 J	142 J	NA	NA	NA	NA	NA	NA	NA	NA	NA	NA	NA	NA	NA	NA	NA
Iron	--	18000	16400	60400 D	21500	15600	6720	7640	27900	NA	NA	NA	NA	NA	NA	NA	NA	NA	NA	NA	NA	NA	NA	NA
Lead	3900	17.9	34	113	9.9	38.4	144	2.6	234	NA	NA	NA	NA	NA	NA	NA	NA	NA	NA	NA	NA	NA	NA	NA
Magnesium	--	27700	17300	21300	12300	16600	120000	280	27500	NA	NA	NA	NA	NA	NA	NA	NA	NA	NA	NA	NA	NA	NA	NA
Manganese	10000	2010	2100	20400 D	569	719	461	63.8	52800 D	NA	NA	NA	NA	NA	NA	NA	NA	NA	NA	NA	NA	NA	NA	NA
Nickel	10000	277	28.1	151	25.3	19.8	4.95	64	180	NA	NA	NA	NA	NA	NA	NA	NA	NA	NA	NA	NA	NA	NA	NA
Potassium	--	1720	1280	707	1580	1140	842	107	2020	NA	NA	NA	NA	NA	NA	NA	NA	NA	NA	NA	NA	NA	NA	NA
Selenium	6800	238	ND	ND	ND	ND	ND	ND	8.1	NA	NA	NA	NA	NA	NA	NA	NA	NA	NA	NA	NA	NA	NA	NA
Silver	6800	ND	ND	0.843	ND	ND	ND	ND	1.68	NA	NA	NA	NA	NA	NA	NA	NA	NA	NA	NA	NA	NA	NA	NA
Sodium	--	ND	222	351	ND	ND	213	ND	599	NA	NA	NA	NA	NA	NA	NA	NA	NA	NA	NA	NA	NA	NA	NA
Thallium	--	ND	ND	ND	ND	ND	ND	ND	ND	NA	NA	NA	NA	NA	NA	NA	NA	NA	NA	NA	NA	NA	NA	NA
Vanadium	--	19.7	16.2	25.8	23.4	20.4	7.67	1.34	36.6	NA	NA	NA	NA	NA	NA	NA	NA	NA	NA	NA	NA	NA	NA	NA
Zinc	10000	526 J	670 J	2180 D,J	130 J	126 J	262 J	23.5 J	396 J	NA	NA	NA	NA	NA	NA	NA	NA	NA	NA	NA	NA	NA	NA	NA
Mercury	5.7	ND	0.0316	0.0986	ND	0.0638	ND	ND	0.113	NA	NA	NA	NA	NA	NA	NA	NA	NA	NA	NA	NA	NA	NA	NA

Notes:

1. Only those parameters detected at a minimum of one sample location are presented in this table; all other compounds were reported as non-detect.
2. Values per 6NYCRR Part 375 Soil Cleanup Objectives

Definitions:

ND = Parameter not detected above laboratory detection limit.
NA = Sample not analyzed for parameter.
"--" = No SCO available.
J = Estimated value; result is less than the sample quantitation limit but greater than zero.
B = Indicates a value greater than or equal to the instrument detection limit, but less than the quantitation limit.
D = Compounds were identified in an analyisis at the secondary dilution factor.
N = Tentative identification and estimated value.

= Result exceeds 6NYCRR Part 375 Industrial SCO.

BENCHMARK ENVIRONMENTAL ENGINEERING & SCIENCE, PLLC

TABLE 4c

Summary of Subsurface Soil Analytical Data

Remedial Investigation Test Pit Samples

3807 Highland Avenue Site

Niagara Falls, New York

PARAMETER[1]	Industrial SCOs[2]	*Remedial Investigation - Sample Locatons*																		
		TP-1 (0-3)	TP-2 (0-3)	TP-3 (0-1.5)	TP-4 (2.5-6)	TP-5 (0-3)	TP-7 (1-2)	TP-8 (1-2)	TP-10 (6-8)	TP-11 (0-2)	TP-12 (0-2)	TP-13 (0-2)	TP-13 (3)	TP-13N (0-2)	TP-13N2 (0-2)	TP-13E (0-2)	TP-13S (0-2)	TP-13W (0-2)	TP-14 (2.5-3.5)	TP-15 (0-2)
		Oct 09	Oct 09	Oct 09	Oct 09	Oct 09	Oct 09	Oct 09	Oct 09	Oct 09	Oct 09	Oct 09	Oct 09	Oct 09	Jan 10	Oct 09	Oct 09	Oct 09	Oct 09	Oct 09
Volatile Organic Compounds (VOCs) - mg/Kg																				
1,2,4-Trimethylbenzene	380	NA	NA	ND	ND	NA	0.0016 J	NA	ND	NA	NA	NA	NA	NA	NA	NA	NA	NA	NA	NA
2-Butanone (MEK)	1000	NA	NA	ND	ND	NA	ND	NA	ND	NA	NA	NA	NA	NA	NA	NA	NA	NA	NA	NA
Acetone	1000	NA	NA	ND	0.033	NA	0.027 J	NA	0.013 J	NA	NA	NA	NA	NA	NA	NA	NA	NA	NA	NA
Benzene	89	NA	NA	ND	ND	NA	ND	NA	ND	NA	NA	NA	NA	NA	NA	NA	NA	NA	NA	NA
Carbon disulfide	--	NA	NA	ND	ND	NA	0.0017 J	NA	ND	NA	NA	NA	NA	NA	NA	NA	NA	NA	NA	NA
Cyclohexane		NA	NA	ND	ND	NA	0.0016 J	NA	ND	NA	NA	NA	NA	NA	NA	NA	NA	NA	NA	NA
Ethylbenzene	780	NA	NA	ND	ND	NA	ND	NA	0.0019 J	NA	NA	NA	NA	NA	NA	NA	NA	NA	NA	NA
Isopropylbenzene (Cumene)	--	NA	NA	ND	ND	NA	ND	NA	0.0018 J	NA	NA	NA	NA	NA	NA	NA	NA	NA	NA	NA
Methylene chloride	1000	NA	NA	ND	ND	NA	0.0022 J	NA	0.0028 J	NA	NA	NA	NA	NA	NA	NA	NA	NA	NA	NA
n-Propylbenzene	1000	NA	NA	ND	ND	NA	ND	NA	0.0014 J	NA	NA	NA	NA	NA	NA	NA	NA	NA	NA	NA
p-Cymene (p-isopropyltoluene)	--	NA	NA	ND	ND	NA	ND	NA	0.0015 J	NA	NA	NA	NA	NA	NA	NA	NA	NA	NA	NA
sec-Butylbenzene	1000	NA	NA	ND	ND	NA	ND	NA	0.0017 J	NA	NA	NA	NA	NA	NA	NA	NA	NA	NA	NA
Toluene	1000	NA	NA	ND	ND	NA	ND	NA	ND	NA	NA	NA	NA	NA	NA	NA	NA	NA	NA	NA
Semi-Volatile Organic Compounds (SVOCs) - mg/Kg																				
2-Methylnaphthalene	--	0.086 D,J	ND	ND	0.038 D,J	ND	0.19	ND	ND	0.28 D,J	ND	0.078 D,J	NA	NA	NA	NA	NA	NA	ND	ND
Acenaphthene	1000	ND	1.6 D,J	ND	ND	ND	0.13 J	ND	ND	0.37 D,J	ND	ND	NA	NA	NA	NA	NA	NA	ND	ND
Acenaphthylene	1000	0.17 D,J	ND	ND	ND	ND	ND	ND	ND	ND	ND	ND	NA	NA	NA	NA	NA	NA	ND	ND
Anthracene	1000	0.12 D,J,B	1.2 D,J,B	ND	ND	ND	0.16 J	ND	ND	0.83 D,J	0.055 D,J	ND	NA	NA	NA	NA	NA	NA	ND	0.084 J
Benzo(a)anthracene	11	0.47 D,J,B	6.3 D, B	0.36 D,J,B	0.29 D,J,B	0.36 D,J	0.59	0.75 D,J	ND	2.4 D	0.28 D,J	0.28 D,J	NA	NA	NA	NA	NA	NA	0.64 D,J	0.46 J
Benzo(a)pyrene	1.1	0.53 D,J,B	7.6 D, B	0.39 D,J,B	0.32 D,J,B	0.32 D,J	0.43	ND	ND	2.4 D	0.44 D,J	0.28 D,J	NA	NA	NA	NA	NA	NA	ND	0.54 J
Benzo(b)fluoranthene	11	0.7 D,J,B	8.5 D, B	0.46 D,J,B	0.36 D,J,B	0.38 D,J	0.65	ND	ND	3 D	0.55 D,J	0.34 D,J	NA	NA	NA	NA	NA	NA	ND	0.61 J
Benzo(ghi)perylene	1000	0.56 D,J	5.3 D	0.4 D,J	0.36 D,J	0.39 D,J	0.44	1.2 D,J	ND	1.3 D,J	0.37 D,J	0.23 D,J	NA	NA	NA	NA	NA	NA	ND	0.39 J
Benzo(k)fluoranthene	110	0.38 D,J,B	3.9 D,J,B	0.21 D,J,B	0.2 D,J,B	0.2 D,J	0.22	ND	ND	1.2 D,J	0.17 D,J	0.12 D,J	NA	NA	NA	NA	NA	NA	ND	0.22 J
Biphenyl	--	ND	ND	ND	ND	ND	0.036 J	ND	ND	ND	ND	ND	NA	NA	NA	NA	NA	NA	ND	ND
Carbazole	--	ND	0.62 D,J,B	ND	ND	ND	0.11 J	ND	ND	0.44 D,J	ND	ND	NA	NA	NA	NA	NA	NA	ND	ND
Chrysene	110	0.51 D,J,B	6 D, B	0.31 D,J,B	0.26 D,J,B	0.33 D,J	0.73	0.8 D,J	ND	2.5 D	0.36 D,J	0.27 D,J	NA	NA	NA	NA	NA	NA	ND	0.44 J
Dibenzo(a,h)anthracene	1.1	0.17 D,J	1.2 D,J	0.11 D,J	0.086 D,J	ND	0.095 J	ND	ND	0.4 D,J	0.097 D,J	ND	NA	NA	NA	NA	NA	NA	ND	ND
Dibenzofuran	1000	0.043 D,J	0.3 D,J	ND	ND	ND	0.07 J	ND	ND	0.25 D,J	ND	0.054 D,J	NA	NA	NA	NA	NA	NA	ND	ND
Fluoranthene	1000	0.67 D,J,B	9.3 D, B	0.5 D,J,B	0.38 D,J,B	0.47 D,J	1.2	ND	ND	3.9 D	0.47 D,J	0.41 D,J	NA	NA	NA	NA	NA	NA	0.53 D,J	0.67 J
Fluorene	--	ND	0.51 D,J	ND	ND	ND	0.084 J	ND	ND	0.42 D,J	ND	ND	NA	NA	NA	NA	NA	NA	ND	ND
Indeno(1,2,3-cd)pyrene	11	0.46 D,J,B	5 D, B	0.3 D,J,B	0.28 D,J,B	0.28 D,J	ND	0.73 D,J	ND	1.3 D,J	0.3 D,J	0.18 D,J	NA	NA	NA	NA	NA	NA	ND	0.35 J
Naphthalene	1000	ND	0.48 D,J	ND	ND	ND	0.078 J	ND	ND	0.39 D,J	ND	ND	NA	NA	NA	NA	NA	NA	ND	0.14 J
Phenanthrene	1000	0.33 D,J,B	4.8 D, B	0.36 D,J,B	0.24 D,J,B	0.3 D,J	0.95	0.48 D,J	ND	2.9 D	0.28 D,J	0.38 D,J	NA	NA	NA	NA	NA	NA	ND	0.35 J
Pyrene	1000	0.61 D,J,B	8.4 D, B	0.53 D,J,B	0.37 D,J,B	0.43 D,J	1	ND	ND	3.4 D	0.43 D,J	0.42 D,J	NA	NA	NA	NA	NA	NA	ND	0.59 J
PCBs - mg/Kg																				
Aroclor 1242	25	ND	NA	NA	NA	NA	NA	NA	NA	NA	NA	NA	NA	NA	NA	NA	NA	NA	NA	NA
Aroclor 1254	25	0.088 J	NA	NA	NA	NA	NA	NA	NA	NA	NA	NA	NA	NA	NA	NA	NA	NA	NA	NA
Aroclor 1260	25	0.043 J	NA	NA	NA	NA	NA	NA	NA	NA	NA	NA	NA	NA	NA	NA	NA	NA	NA	NA
Pesticides/Herbicides - mg/Kg																				
Alpha BHC	6.8	ND	NA	NA	NA	NA	NA	NA	NA	NA	NA	NA	NA	NA	NA	NA	NA	NA	NA	NA
Delta BHC	1000	ND	NA	NA	NA	NA	NA	NA	NA	NA	NA	NA	NA	NA	NA	NA	NA	NA	NA	NA
Endrin	410	0.0036 D,N,J	NA	NA	NA	NA	NA	NA	NA	NA	NA	NA	NA	NA	NA	NA	NA	NA	NA	NA
Gamma BHC	23	ND	NA	NA	NA	NA	NA	NA	NA	NA	NA	NA	NA	NA	NA	NA	NA	NA	NA	NA
Methoxychlor	--	ND	NA	NA	NA	NA	NA	NA	NA	NA	NA	NA	NA	NA	NA	NA	NA	NA	NA	NA
Total Metals - mg/Kg																				
Aluminum	--	2720	9050	9570	2910	3120	8480	1080	9910 J	5420 J	16000 J	3510 J	NA	NA	NA	NA	NA	NA	7620	19800 J
Arsenic	16	105 J	8.2 J	6.9 J	5.5 J	7.3	9.4	7.8	3	9.1	8.5	5.4	NA	NA	NA	NA	NA	NA	9.1	7.2
Barium	10000	197 J	277 J	710 J	32.4 J	191	242	65	69.4 J	125 J	87.6 J	59 J	NA	NA	NA	NA	NA	NA	85.7	178
Beryllium	2700	0.383	0.556	0.62	ND	0.315	1.23	0.224	0.466	0.329	0.653	ND	NA	NA	NA	NA	NA	NA	0.509	0.614
Cadmium	60	0.606	0.509	1	1.37	0.518	0.285	0.242	ND	5.61	3.26	0.518	NA	NA	NA	NA	NA	NA	ND	0.489
Calcium	--	10800	21400	24200	16500	8260	47500	36800	46100	16400	27100	18300	NA	NA	NA	NA	NA	NA	8030	14600
Chromium	6800	502 J	409 J	173 J	1060 J	443 J	240 J	140 J	15.1	3790	325	29600 D	20.6 J	14100 J	3450 J	174 J	241 J	3670 J	126 J	1070 J
Chromium (Hexavalent)	800	NA	NA	NA	NA	NA	NA	NA	NA	NA	NA	1.5	NA	NA	NA	NA	NA	NA	NA	NA
Cobalt	--	32.6	51.6	9.99	57	5.57	28.4	7.46	10.9	226	22	118	NA	NA	NA	NA	NA	NA	13.3	28.3
Copper	10000	150	53	131	462	81.1	124	46.4	13.8 J	309 J	82.7 J	170 J	NA	NA	NA	NA	NA	NA	143	160 J
Iron	--	35400	30700	25400	21800	12400	25300	7800	18400	75000 D	16100	228000 D	NA	NA	NA	NA	NA	NA	98900 D	21100
Lead	3900	88.1	34.9	166	69	74.6	52.6	23	4.5	119	167	51.7	NA	NA	NA	NA	NA	NA	67.1	48.5
Magnesium	--	4310	13600	7130	8620	9370	17400	18800	8410 J	7130 J	28000 J	5740 J	NA	NA	NA	NA	NA	NA	4320	42800 J
Manganese	10000	29600 D	8790 D	9390 D	989 B	3880 D	1370	2470 D	680	2010	1000	1060	NA	NA	NA	NA	NA	NA	1930	3510 D
Nickel	10000	323 J	1440 J	77 J	2310 J	54.2 J	497 J	111 J	23.1	1890	231	9680 D	NA	NA	NA	NA	NA	NA	312 J	1330 J
Potassium	--	606	1340	1240	337	428	1660	241	1530 J	590 J	1770 J	436 J	NA	NA	NA	NA	NA	NA	901	934 J
Silver	6800	0.798	ND	1.13	ND	ND	ND	ND	ND	0.754	ND	ND	NA	NA	NA	NA	NA	NA	ND	ND
Sodium	--	ND	371	ND	ND	ND	343	ND	ND	ND	230	ND	NA	NA	NA	NA	NA	NA	415	ND
Thallium	--	ND	ND	ND	ND	ND	ND	ND	ND	7.3	ND	ND	NA	NA	NA	NA	NA	NA	9.9	ND
Vanadium	--	50.3 J	28.6 J	19.9 J	56.5 J	9.36 J	24.2 J	5.78 J	19.1 J	223 J	20.7 J	107 J	NA	NA	NA	NA	NA	NA	17.7 J	27.3 J
Zinc	10000	132	600	296	149	545 J	316 J	406 J	46.1 J	360 J	351 J	164 J	NA	NA	NA	NA	NA	NA	189 J	130 J
Mercury	5.7	0.105	0.0435	1.59 D	0.0426	0.0641	0.0261	0.0488	ND	0.169	0.0463	ND	NA	NA	NA	NA	NA	NA	0.0828	0.04 J

BENCHMARK ENVIRONMENTAL ENGINEERING & SCIENCE, PLLC

TABLE 4c

Summary of Subsurface Soil Analytical Data

Remedial Investigation Test Pit Samples

3807 Highland Avenue Site

Niagara Falls, New York

PARAMETER[1]	Industrial SCOs[2]	*Remedial Investigation - Sample Locatons*																		
		TP-16 (0-2)	TP-16 (1.5)	TP-16N (0-1)	TP-16N2 (0-1)	TP-16S (0-1)	TP-16W (0-1)	TP-16E (0-1)	TP-17 (0-2)	TP-18 (0-2)	TP-20 (0-2)	TP-21 (0-2)	TP-22 (0-2)	TP-23 (0-2)	TP-24 (0-3)	TP-25 (3-5)	TP-26 (5-7)	TP-27 (4-6)	TP-28 (4-6)	TP-29 (0-2)
		Oct 09	Oct 09	Oct 09	Jan 10	Oct 09	Oct 09	Oct 09	Oct 09	Oct 09	Oct 09	Oct 09	Oct 09	Oct 09	Oct 09	Oct 09	Oct 09	Oct 09	Oct 09	Oct 09
Volatile Organic Compounds (VOCs) - mg/Kg																				
1,2,4-Trimethylbenzene	380	NA	NA	NA	NA	NA	NA	NA	NA	NA	NA	NA	0.0013 J	NA	NA	NA	NA	NA	NA	NA
2-Butanone (MEK)	1000	NA	NA	NA	NA	NA	NA	NA	NA	NA	NA	NA	0.0053 J	NA	NA	NA	NA	NA	NA	NA
Acetone	1000	NA	NA	NA	NA	NA	NA	NA	NA	NA	NA	NA	0.082	NA	NA	NA	NA	NA	NA	NA
Benzene	89	NA	NA	NA	NA	NA	NA	NA	NA	NA	NA	NA	0.0013 J	NA	NA	NA	NA	NA	NA	NA
Carbon disulfide	--	NA	NA	NA	NA	NA	NA	NA	NA	NA	NA	NA	0.0016 J	NA	NA	NA	NA	NA	NA	NA
Cyclohexane		NA	NA	NA	NA	NA	NA	NA	NA	NA	NA	NA	ND	NA	NA	NA	NA	NA	NA	NA
Ethylbenzene	780	NA	NA	NA	NA	NA	NA	NA	NA	NA	NA	NA	0.0011 J	NA	NA	NA	NA	NA	NA	NA
Isopropylbenzene (Cumene)	--	NA	NA	NA	NA	NA	NA	NA	NA	NA	NA	NA	ND	NA	NA	NA	NA	NA	NA	NA
Methylene chloride	1000	NA	NA	NA	NA	NA	NA	NA	NA	NA	NA	NA	ND	NA	NA	NA	NA	NA	NA	NA
n-Propylbenzene	1000	NA	NA	NA	NA	NA	NA	NA	NA	NA	NA	NA	ND	NA	NA	NA	NA	NA	NA	NA
p-Cymene (p-isopropyltoluene)	--	NA	NA	NA	NA	NA	NA	NA	NA	NA	NA	NA	ND	NA	NA	NA	NA	NA	NA	NA
sec-Butylbenzene	1000	NA	NA	NA	NA	NA	NA	NA	NA	NA	NA	NA	ND	NA	NA	NA	NA	NA	NA	NA
Toluene	1000	NA	NA	NA	NA	NA	NA	NA	NA	NA	NA	NA	0.0022 J	NA	NA	NA	NA	NA	NA	NA
Semi-Volatile Organic Compounds (SVOCs) - mg/Kg																				
2-Methylnaphthalene	--	ND	NA	NA	NA	NA	NA	NA	ND	ND	ND	0.077 D,J	ND	0.16 D,J	ND	ND	0.16 D,J	ND	0.25 D,J	0.14 D,J
Acenaphthene	1000	ND	NA	NA	NA	NA	NA	NA	0.17 D,J	ND	ND	0.063 D,J	ND	0.43 D	ND	ND	0.35 D,J	ND	0.18 D,J	ND
Acenaphthylene	1000	ND	NA	NA	NA	NA	NA	NA	ND	ND	ND	ND	ND	ND	ND	ND	ND	ND	ND	ND
Anthracene	1000	ND	NA	NA	NA	NA	NA	NA	0.31 D,J	0.057 D,J	ND	0.13 D,J	ND	0.79 D,J	ND	ND	ND	ND	0.51 D,J	ND
Benzo(a)anthracene	11	0.55 D,J	NA	NA	NA	NA	NA	NA	1.2 D,J	0.27 D,J	0.77 D,J	0.45 D,J	0.18 D,J	3.1 D	0.54 D,J	0.68 D,J	1.9 D,J	0.19 D,J	1.4 D,J	0.49 D,J
Benzo(a)pyrene	1.1	ND	NA	NA	NA	NA	NA	NA	1.5 D,J	0.3 D,J	0.84 D,J	0.47 D,J	ND	4.3 D	0.61 D,J	0.9 D,J	2.8 D	0.21 D,J	1.7 D,J	0.55 D,J
Benzo(b)fluoranthene	11	ND	NA	NA	NA	NA	NA	NA	1.5 D,J	0.32 D,J	1 D,J	0.58 D,J	ND	4.7 D	0.55 D,J	1 D,J	3 D	0.32 D,J	2 D	0.78 D,J
Benzo(ghi)perylene	1000	ND	NA	NA	NA	NA	NA	NA	1.5 D,J	0.29 D,J	0.62 D,J	0.31 D,J	ND	3.6 D	ND	0.76 D,J	2.1 D,J	0.17 D,J	1.4 D,J	0.51 D,J
Benzo(k)fluoranthene	110	ND	NA	NA	NA	NA	NA	NA	0.82 D,J	0.19 D,J	0.41 D,J	0.2 D,J	ND	1.8 D,J	0.47 D,J	0.37 D,J	1.2 D,J	0.11 D,J	0.74 D,J	0.27 D,J
Biphenyl	--	ND	NA	NA	NA	NA	NA	NA	ND	ND	ND	ND	ND	ND	ND	ND	ND	ND	ND	ND
Carbazole	--	ND	NA	NA	NA	NA	NA	NA	0.21 D,J	ND	ND	ND	ND	0.49 D,J	ND	ND	0.25 D,J	ND	0.23 D,J	ND
Chrysene	110	ND	NA	NA	NA	NA	NA	NA	1.3 D,J	0.31 D,J	0.98 D,J	0.52 D,J	0.12 D,J	3.3 D	0.57 D,J	0.7 D,J	2.1 D,J	0.24 D,J	1.5 D,J	0.55 D,J
Dibenzo(a,h)anthracene	1.1	ND	NA	NA	NA	NA	NA	NA	ND	ND	ND	ND	ND	0.84 D,J	ND	ND	0.52 D,J	ND	0.38 D,J	ND
Dibenzofuran	1000	ND	NA	NA	NA	NA	NA	NA	ND	ND	ND	ND	ND	0.28 D,J	ND	ND	ND	ND	0.21 D,J	ND
Fluoranthene	1000	0.7 D,J	NA	NA	NA	NA	NA	NA	2.1 D,J	0.38 D,J	1.2 D,J	1.2 D	0.094 D,J	5.9 D	0.83 D,J	1.1 D,J	3.3 D	0.28 D,J	2.6 D	0.81 D,J
Fluorene	--	ND	NA	NA	NA	NA	NA	NA	ND	ND	ND	ND	ND	0.41 D,J	ND	ND	0.23 D,J	ND	0.27 D,J	ND
Indeno(1,2,3-cd)pyrene	11	ND	NA	NA	NA	NA	NA	NA	1.1 D,J	0.18 D,J	ND	0.26 D,J	ND	3.1 D	0.28 D,J	0.6 D,J	1.8 D,J	0.14 D,J	1.2 D,J	0.41 D,J
Naphthalene	1000	ND	NA	NA	NA	NA	NA	NA	ND	ND	ND	ND	ND	ND	ND	ND	ND	ND	0.31 D,J	ND
Phenanthrene	1000	0.53 D,J	NA	NA	NA	NA	NA	NA	1.5 D,J	0.21 D,J	0.51 D,J	0.74 D,J	0.15 D,J	4.1 D	0.51 D,J	0.72 D,J	1.7 D,J	0.21 D,J	2.1 D	0.6 D,J
Pyrene	1000	ND	NA	NA	NA	NA	NA	NA	1.7 D,J	0.4 D,J	1.4 D,J	0.94 D	0.15 D,J	4.7 D	0.76 D,J	0.93 D,J	2.8 D	0.22 D,J	2 D	0.68 D,J
PCBs - mg/Kg																				
Aroclor 1242	25	0.11 C, J	NA	NA	NA	NA	NA	NA	NA	NA	NA	NA	NA	NA	ND	NA	NA	NA	NA	NA
Aroclor 1254	25	0.048 C	NA	NA	NA	NA	NA	NA	NA	NA	NA	NA	NA	NA	0.027 C	NA	NA	NA	NA	NA
Aroclor 1260	25	0.071 C, J	NA	NA	NA	NA	NA	NA	NA	NA	NA	NA	NA	NA	0.027 C	NA	NA	NA	NA	NA
Pesticides/Herbicides - mg/Kg																				
Alpha BHC	6.8	0.011 D,J	NA	NA	NA	NA	NA	NA	NA	NA	NA	NA	NA	NA	NA	NA	NA	NA	NA	NA
Delta BHC	1000	0.0098 D,J	NA	NA	NA	NA	NA	NA	NA	NA	NA	NA	NA	NA	NA	NA	NA	NA	NA	NA
Endrin	410	0.0082 D,J	NA	NA	NA	NA	NA	NA	NA	NA	NA	NA	NA	NA	NA	NA	NA	NA	NA	NA
Gamma BHC	23	0.012 D,J	NA	NA	NA	NA	NA	NA	NA	NA	NA	NA	NA	NA	NA	NA	NA	NA	NA	NA
Methoxychlor	--	0.013 D,J	NA	NA	NA	NA	NA	NA	NA	NA	NA	NA	NA	NA	NA	NA	NA	NA	NA	NA
Total Metals - mg/Kg																				
Aluminum	--	3810 D	NA	NA	NA	NA	NA	NA	7830	1790	1010	1270	1130	9940	5270	11500	6240	7250	9910	6290
Arsenic	16	24.3 D	4.4 J	14.1 D,J	NA	9.2 J	9.8 J	9.4 J	5.3	9.9	3.3	4.2	20.9 J	7.5	8.8	14.5	17	7.5	13.3	16.1
Barium	10000	91.3 D	NA	NA	NA	NA	NA	NA	42.7	216	22.2	28.9 J	18.2 J	109	94.7	95.2	51.9	52.8	128	88.9
Beryllium	2700	ND	NA	NA	NA	NA	NA	NA	0.473	0.267	ND	ND	ND	0.579	0.349	0.573	0.392	0.349	1.27	0.425
Cadmium	60	ND	NA	NA	NA	NA	NA	NA	0.636 J	0.838	0.439	ND	0.851	0.756	1.26	1.47	1.24	0.731	0.84	0.559
Calcium	--	35700 D	NA	NA	NA	NA	NA	NA	101000 D,J	7650	37600	13100	4590	36600	60600 D	8450	15300	26200	21100	19000
Chromium	6800	23300 D	23.1 J	23900 D,J	609	1190 J	462 J	527 J	51.3 J	714	57.8	432	446 J	103	3800	182	1050	565	407	336
Chromium (Hexavalent)	800	1.4	NA	NA	NA	NA	NA	NA	NA	NA	NA	NA	NA	NA	NA	NA	NA	NA	NA	NA
Cobalt	--	429 D	NA	NA	NA	NA	NA	NA	7.15	28.7	3.31	20.6	18.4 J	11.9	90.7	17.2	9.77	5.35	8.46	15.6
Copper	10000	614 D	NA	NA	NA	NA	NA	NA	26.7	293	44.4	80.2 J	561 J	76.5	183	57.5	103	84.2	105	207
Iron	--	164000 D	NA	NA	NA	NA	NA	NA	15800	108000 D	23500	41100	243000 D,J	20400	39200	20000	27700	23200	23700	81500
Lead	3900	177 D	NA	NA	NA	NA	NA	NA	79.1	117	35.1	54.6	160	129	95.2	156	892	454	415	481
Magnesium	--	14400 D	NA	NA	NA	NA	NA	NA	59300 D,J	4090	20300	5830 J	1550	14600	28400	9530	21900	25800	14600	11900
Manganese	10000	3980 D	NA	NA	NA	NA	NA	NA	640	3200 D	503	669	1820 J	1130	1860	758	1030	1120	1280	1620
Nickel	10000	16900 D	28.1 J	17300 D,J	NA	1100 J	2460 J	800 J	41.8 J	542	44	394	176	114	2730 D	218	492	101	116	193
Potassium	--	772 D	NA	NA	NA	NA	NA	NA	1060	184	256	207 J	228	1400	799	1640	2720	770	1690	1030
Silver	6800	ND	NA	NA	NA	NA	NA	NA	ND	ND	ND	ND	ND	ND	ND	ND	ND	ND	ND	ND
Sodium	--	ND	NA	NA	NA	NA	NA	NA	542	ND	ND	ND	ND	522	211	ND	358	ND	199	ND
Thallium	--	ND	NA	NA	NA	NA	NA	NA	ND	ND	ND	ND	ND	ND	ND	ND	ND	ND	ND	8.4
Vanadium	--	250 D	NA	NA	NA	NA	NA	NA	21.5 J	27.7	5.11	14.1 J	19.6 J	30.7	54.9	33.7	615	9.48	13.2	21.7
Zinc	10000	450 D	NA	NA	NA	NA	NA	NA	326 J	226	99.3	132 J	46.2 J	251	288	284	615	362	338	330
Mercury	5.7	0.0442	NA	NA	NA	NA	NA	NA	0.0504	0.0368	ND	ND	0.0281	0.14	0.0499	0.0834	0.0474	ND	0.0551	0.0636

Notes:

1. Only those parameters detected at a minimum of one sample location are presented in this table; all other compounds were reported as non-detect.
2. Values per NYSDEC Part 375 Soil Cleanup Objectives (December 2006)

Definitions:

ND = Parameter not detected above laboratory detection limit.
NA = Sample not analyzed for parameter.
"--" = No SCO available.
J = Estimated value; result is less than the sample quantitation limit but greater than zero.
B = Indicates a value greater than or equal to the instrument detection limit, but less than the quantitation limit.
C = Calibration verification recovery was below the method control limit.
D = Compounds were identified in an analyisis at the secondary dilution factor.
N = Tentatively identified and estimated value.

= Result exceeds 6NYCRR Part 375 Industrial SCO.

BENCHMARK ENVIRONMENTAL ENGINEERING & SCIENCE, PLLC

TABLE 5

Summary of Groundwater Analytical Data

3807 Highland Avenue Site

Niagara Falls, New York

PARAMETER[1]	GWQS/ GV[2]	MW-1 [3]		MW-2		MW-3S		MW-3D		MW-4		MW-5	
Volatile Organic Compounds (ug/L)													
1,2,4-Trimethylbenzene	**5**	ND		ND		ND		ND		ND		0.81	J
2-Hexanone	**50**	ND		ND		ND		ND		ND		5.7	
Acetone	**50**	ND		ND		15		ND		ND		23	
Benzene	**1**	ND		ND		ND		ND		ND		0.81	NJ
Chlorobenzene	**5**	ND		ND		ND		ND		1		ND	
cis-1,2-Dichloroethene	**5**	ND		ND		ND		ND		2.2		ND	
Cyclohexane	**--**	ND		ND		ND		ND		ND		5	
Isopropylbenzene	**5**	ND		ND		ND		ND		ND		6.2	
Methylcyclohexane	**--**	ND		ND		ND		ND		ND		6	
Methyl Ethyl Ketone (MEK)	**50**	ND		ND		2.6	J	ND		ND		7.1	
Methylene Chloride	**5**	ND		2.2	DJ	ND		ND		ND		ND	
n-Butylbenzene	**5**	ND		ND		ND		ND		ND		3.5	
n-Propylbenzene	**5**	ND		ND		ND		ND		ND		11	
sec-Butylbenzene	**5**	ND		ND		ND		ND		ND		3.1	
Toluene	**5**	ND		ND		ND		ND		ND		1.1	
Vinyl chloride	**2**	ND		ND		ND		ND		1.4		ND	
Xylenes, Total	**5**	ND		ND		ND		ND		ND		1.9	J
Semi-volatile organic compounds (ug/L)													
2-Methylnaphthalene	**5**	ND		ND		ND		ND		ND		58	
4-Methylphenol	**--**	ND		ND		1	J	ND		ND		ND	
Acenaphthene	**20**	ND		ND		ND		ND		0.8	J	8.5	J
Acetophenone	**--**	ND		ND		ND		ND		ND		2	J
Anthracene	**50**	ND		ND		ND		ND		0.22	J	0.96	J
Carbazole	**--**	ND		ND		ND		ND		ND		2	J
Di-n-butyl phthalate	**5**	0.49	J	ND		0.29	J	ND		ND		0.72	J
Dibenzofuran	**--**	ND		ND		ND		ND		ND		3.5	J
Diethyl phthalate	**50**	ND		ND		0.49	J	ND		ND		2.6	J
Fluoranthene	**50**	ND		ND		ND		ND		ND		0.82	J
Fluorene	**50**	ND		ND		0.29	J	ND		0.24	J	7.9	J
Naphthalene	**10**	ND		ND		ND		ND		ND		8	J
Phenanthrene	**50**	ND		ND		1.7	J	0.8	J	ND		5.5	J
Pyrene	**50**	ND		ND		ND		ND		ND		0.64	J
Total Metals (ug/L)													
Aluminum	**--**	1,860		37,400		ND		1,270		469		4,820	
Barium	**1000**	127		405		53.5		28.2		70		143	
Calcium	**--**	165000		261,000		102,000		242,000		332,000		122,000	
Chromium	**50**	ND		51.8		ND		ND		ND		20.2	
Cobalt	**--**	ND		24.8		ND		ND		ND		ND	
Copper	**200**	ND		54.7		ND		ND		ND		10.7	
Iron	**300**	1,550		61,100		140		3,280		527		5,500	
Lead	**25**	8.2		23.4		ND		ND		ND		19.1	
Magnesium	**35000**	63,000		37,300		58,400		97,600		85,200		50,400	
Manganese	**300**	216		2,260		145		123		336		672	
Nickel	**100**	ND		58		ND		ND		ND		37	
Potassium	**--**	4350		12,600		4,550		4,390		16,300		9,480	
Sodium	**20000**	59,700		169,000		32,700		49,300		126,000		113,000	
Vanadium	**--**	ND		78.4		ND		ND		ND		6.3	
Zinc	**2000**	19		151		ND		ND		18.2		175	
Soluble Metals (ug/L)													
Barium	**1000**	109		177		57.3		21.2		71		109	
Calcium	**--**	142,000		88,000		110,000		240,000		323,000		111,000	
Magnesium	**35000**	52,600		41,600		65,100		98,100		83,700		46,200	
Manganese	**300**	217		321		129		92.4		337		416	
Potassium	**--**	3,400	J	1,920	J	4,470	J	3,930	J	16,500	J	8,620	J
Sodium	**20000**	52,800		184,000		33,000		51,500		132,000		116,000	
Zinc	**2000**	ND	J	11.5	J	ND	J	ND	J	ND	J	11	J
Mercury	**0.7**	ND		ND		ND		0.1	J	ND		0.1	J

Notes:

1. Only those parameters detected at a minimum of one sample location are presented in this table; all other compounds were reported as non-detect.
2. Values per NYSDEC Division of Water Ambient Water Quality Standards and Guidance Values and Groundwater Effluent Limitations - GA Class (TOGS 1.1.1)
3. MW-1 was resampled on Nov 24, 2009 for VOCs due to a laboratory foaming-related dilution issue with the initial sample.

Definitions:

"--" = No GWQS/GV available.
D = Analyte detected at a secondary dilution factor.
J = Estimated value; result is less than the sample quantitation limit but greater than zero.
N = Tentative identification and estimated value.
ND = Parameter not detected above laboratory detection limit.

= Analyte detected above GWQS/GV.

BENCHMARK ENVIRONMENTAL ENGINEERING & SCIENCE, PLLC

TABLE 6

Summary of Groundwater Elevations

3807 Highland Avenue Site

Niagara Falls, New York

Location	TOR Elevation [1] (fmsl)	DTW (fbTOR)	Groundwater Elevation [1] (fmsl)	DTW (fbTOR)	Groundwater Elevation [1] (fmsl)
		Oct 26, 2009		Jan 12, 2010	
MW-1	503.10	12.83	490.27	12.47	490.63
MW-2	501.10	13.41	487.69	15.06	486.04
MW-3D	498.46	7.70	490.76	7.70	490.76
MW-3S	498.44	8.41	490.03	7.27	491.17
MW-4	499.54	12.16	487.38	NA [6]	--
MW-5	503.48	10.61	492.87	10.70	492.78

Notes:

1. Top of riser elevation based upon an assumed datum of 500.00 fmsl; North bolt on fire hydrant along Highland Ave. by Benchmark on 10/26/09.
2. DTW = depth to water
3. TOR = top of riser.
4. fmsl = feet above mean sea level.
5. fbgs = feet below ground surface.
6. MW-4 was not accessible for the Jan 12, 2010 elevation monitoring due to snow cover.

BENCHMARK ENVIRONMENTAL ENGINEERING & SCIENCE, PLLC

TABLE 7a

COST FOR IRM and IMPLEMENTATION OF A SITE MANAGEMENT PLAN

3807 HIGHLAND AVENUE SITE

NIAGARA FALLS, NEW YORK

Item	Quantity	Units	Unit Cost	Total Cost
Interim Remedial Measures				
	1	EST	$ 500,000.00	$ 500,000
Institutional Controls				
Develop Site Management Plan	1	LS	$ 10,000.00	$ 10,000
Environmental Easement	1	LS	$ 6,500.00	$ 6,500
Subtotal:				**$ 516,500**
Total Capital Cost				**$ 516,500**
Annual Operation Maintenance & Monitoring (OM&M):				
Annual Certifications	1	Yr	$ 2,000.00	$ 2,000
Total Annual OM&M Cost				**$ 2,000**
Number of Years (n):				30
Interest Rate (I):				5%
p/A value:				15.37
OM&M Present Worth (PW):				**$ 30,740**

Total Present Worth (PW): Capital Cost + OM&M PW	**$ 547,240**

BENCHMARK ENVIRONMENTAL ENGINEERING & SCIENCE, PLLC

TABLE 7b

COST ESTIMATE FOR UNRESTRICTED USE ALTERNATIVE

3807 HIGHLAND AVENUE SITE

NIAGARA FALLS, NEW YORK

Item	Quantity	Units	Unit Cost	Total Cost
Impacted Soil/Fill Removal				
Soil/Fill Excavating & Hauling	117500	CY	$ 25.00	$ 2,937,500
Disposal at TSDF (1.5 tons per CY)	176250	TON	$ 35.00	$ 6,168,750
Post-Excavation Confirmatory Sampling [1]	1000	EA	$ 350.00	$ 350,000
Subtotal:				**$ 9,456,250**
Site Restoration				
Backfill, Place & Compact	117500	CY	$ 15.00	$ 1,762,500
Backfill Characterization Sampling	30	EA	$ 900.00	$ 27,000
Subtotal:				**$ 1,789,500**
Subtotal Capital Cost				**$ 11,245,750**
Contractor Mobilization/Demobilization (5%)				$ 562,288
Health and Safety (2%)				$ 224,915
Engineering/Contingency (35%)				$ 3,936,013
Total Unrestricted Cleanup Cost				**$ 15,968,965**
Total IRM Cost				**$ 500,000**
Total Capital Cost				**$ 16,468,965**

Notes:

1. Assumes VOCs, SVOCs, and Metals

BENCHMARK ENVIRONMENTAL ENGINEERING & SCIENCE, PLLC

TABLE 7c

SUMMARY OF REMEDIAL ALTERNATIVES COSTS

3807 HIGHLAND AVENUE SITE

NIAGARA FALLS, NEW YORK

Remedial Alternative	Estimated Cost
No Further Action (Cost of completed IRM)	**$500,000**
IRM and Implementation of Site Management Plan (SMP) (Cost of completed IRM, plus SMP and future O&M)	**$547,240**
Unrestricted Use Cleanup (Cost of completed IRM, plus unrestricted use cleanup)	**$16,468,965**

BENCHMARK ENVIRONMENTAL ENGINEERING & SCIENCE, PLLC

TABLE 8a

Summary of Surface Soil Analytical Data

3807 Highland Avenue Site

Niagara Falls, New York

PARAMETER[1]	Unrestricted SCOs[2]	*Historical Data (August 2008-January 2009)*									*Remedial Investigation Data (October 2009)*								
		SS-1	SS-2	SS-3	SS-4	SS-5	SS-6	SS-7	SS-8	SS-9	SS-1	SS-2	SS-3	SS-4	SS-5	SS-6	SS-7	SS-8	SS-9
		Aug 08	Aug 08	Aug 08	Aug 08	Jan 09	Jan 09	Jan 09	Jan 09	Jan 09	Oct 09	Oct 09	Oct 09	Oct 09	Oct 09	Oct 09	Oct 09	Oct 09	Oct 09
Volatile Organic Compounds (VOCs) - mg/kg																			
1,2,4-Trimethylbenzene	3.6	NA	NA	NA	NA	0.019 I	NA	0.0084 J	NA	0.035	NA	NA	NA	NA	NA	NA	NA	NA	NA
1,3,5-Trimethylbenzene	8.4	NA	NA	NA	NA	0.0047 I,J	NA	ND	NA	0.023 J	NA	NA	NA	NA	NA	NA	NA	NA	NA
2-Butanone (MEK)	0.12	NA	NA	NA	NA	0.022	NA	0.17	NA	ND	NA	NA	NA	NA	NA	NA	NA	NA	NA
Acetone	0.05	NA	NA	NA	NA	0.076	NA	0.11	NA	0.054	NA	NA	NA	NA	NA	NA	NA	NA	NA
Benzene	0.06	NA	NA	NA	NA	ND	NA	ND	NA	0.78	NA	NA	NA	NA	NA	NA	NA	NA	NA
Ethylbenzene	1	NA	NA	NA	NA	ND	NA	ND	NA	0.33	NA	NA	NA	NA	NA	NA	NA	NA	NA
Isopropylbenzene (Cumene)	--	NA	NA	NA	NA	ND	NA	ND	NA	0.0069	NA	NA	NA	NA	NA	NA	NA	NA	NA
Methylene chloride	0.05	NA	NA	NA	NA	0.018	NA	0.043 B	NA	0.051 B	NA	NA	NA	NA	NA	NA	NA	NA	NA
n-Propylbenzene	3.9	NA	NA	NA	NA	0.0022 I,J	NA	ND	NA	0.0074 J	NA	NA	NA	NA	NA	NA	NA	NA	NA
p-Cymene (p-isopropyltoluene)	--	NA	NA	NA	NA	0.0016 I,J	NA	ND	NA	ND	NA	NA	NA	NA	NA	NA	NA	NA	NA
sec-Butylbenzene	11	NA	NA	NA	NA	0.0018 I,J	NA	ND	NA	ND	NA	NA	NA	NA	NA	NA	NA	NA	NA
Toluene	0.7	NA	NA	NA	NA	0.0013 I	NA	ND	NA	6.3 D	NA	NA	NA	NA	NA	NA	NA	NA	NA
Total Xylene	0.26	NA	NA	NA	NA	0.0063 I,J	NA	ND	NA	0.68	NA	NA	NA	NA	NA	NA	NA	NA	NA
Semi-Volatile Organic Compounds (SVOCs) (mg/kg)																			
2-Methylnaphthalene	--	1.5 J	NA	ND	0.32 J	2.1 D,J	ND	1.9 D,J	0.07 D,J	44 D,J	0.33 D,J	ND	0.13 D,J	ND	0.51 D,J	0.31 D,J	0.13 D,J	0.15 D,J	ND
Acenaphthene	20	ND	NA	ND	ND	ND	ND	2.2 D,J	ND	580 D	ND	ND	ND	ND	ND	ND	ND	ND	ND
Acenaphthylene	100	ND	NA	ND	ND	ND	ND	1.8 D,J	ND	4.3 D,J	0.46 D,J	ND	ND	ND	ND	0.6 D,J	ND	ND	ND
Anthracene	100	ND	NA	ND	0.14 J	0.4 D,J	ND	8.3 D,J	0.06 D,J	1200 D	0.35 D,J,B	ND	ND	ND	ND	0.26 D,J	0.079 D,J	0.096 D,J	ND
Benzo(a)anthracene	1	0.7 J	NA	1 J	0.4 J	ND	ND	16 D	0.17 D,J	1800 D	2.3 D,J,B	0.21 D,J,B	0.3 D,J,B	0.61 D,J,B	0.52 D,J	1.7 D,J	0.39 D,J	0.37 D,J	0.62 D,J
Benzo(a)pyrene	1	1.3 J	NA	ND	0.5 J	ND	5.3 D,J	14 D	0.37 D,J	1300 D	2.4 D,J,B	0.22 D,J,B	0.28 D,J,B	0.46 D,J,B	0.56 D,J	3.5 D,J	0.29 D,J	0.38 D,J	0.52 D,J
Benzo(b)fluoranthene	1	1.8 J	NA	ND	0.7 J	ND	ND	24 D	0.24 D,J	2300 D	3.8 D,J,B	0.41 D,J,B	0.52 D,J,B	0.77 D,J,B	0.81 D,J	5.7 D	0.51 D,J	0.62 D,J	0.84 D,J
Benzo(ghi)perylene	100	0.65 J	NA	ND	0.24 J	ND	ND	9 D,J	0.17 D,J	910 D	1.9 D,J,	0.22 D,J	0.33 D,J	0.45 D,J	0.56 D,J	3.7 D,J	0.31 D,J	0.42 D,J	0.53 D,J
Benzo(k)fluoranthene	0.8	1.2 J	NA	ND	0.29 J	ND	ND	ND	0.08 D,J	2300 D	1.6 D,J,B	0.092 D,J,B	0.14 D,J,B	0.34 D,J,B	0.44 D,J	2 D,J	0.21 D,J	0.21 D,J	ND
Butyl benzyl phthalate	--	ND	NA	ND	ND	ND	ND	ND	ND	ND	ND	ND	ND	ND	ND	ND	ND	0.98 D,J	ND
Chrysene	1	2.2 BJ	NA	1.3 J	0.5 J	2 D,J	ND	15 D	0.22 D,J	1500 D	2.6 D,J,B	0.33 D,J,B	0.35 D,J,B	0.66 D,J,B	0.69 D,J	3 D,J	0.41 D,J	0.48 D,J	0.55 D,J
Dibenzo(a,h)anthracene	0.33	ND	NA	ND	0.066 J	ND	ND	5.8 D,J	0.31 D,J	100 D	0.5 D,J	ND	ND	ND	ND	1.1 D,J	ND	0.11 D,J	ND
Dibenzofuran	--	ND	NA	ND	ND	ND	ND	ND	ND	ND	ND	ND	ND	ND	ND	ND	ND	ND	ND
Fluoranthene	100	1.3 J	NA	2 J	1.2	1.6 D,J	ND	37 D	0.44 D,J	4800 D	3.7 D,J,B	0.33 D,J,B	0.48 D,J,B	0.59 D,J,B	0.98 D,J	0.81 D,J	0.65 D,J	0.65 D,J	1.1 D,J
Fluorene	30	NA	NA	ND	ND	0.5 D,J	ND	3.3 D,J	ND	470 D	ND	ND	ND	ND	ND	ND	ND	ND	ND
Indeno(1,2,3-cd)pyrene	0.5	0.6 J	NA	ND	0.22 J	ND	ND	8.6 D,J	0.12 D,J	850 D	1.7 D,J,B	0.18 D,J,B	0.25 D,J,B	0.37 D,J,B	0.42 D,J	3.1 D,J	0.26 D,J	0.33 D,J	0.4 D,J
Naphthalene	12	0.78 J	NA	ND	0.18 J	1 D,J	ND	2.5 D,J	0.09 D,J	130 D	ND	ND	ND		0.39 D,J	0.2 D,J	ND	ND	ND
Phenanthrene	100	2 BJ	NA	ND	0.82 J	4.2 D,J	ND	30 D	0.27 D,J	4100 D	0.98 D,J,B	0.2 D,J,B	0.25 D,J,B	0.37 D,J,B	0.61 D,J	0.31 D,J	0.51 D,J	0.58 D,J	0.59 D,J
Pyrene	100	1.6 J	NA	1.2 J	0.56 J	1.7 D,J	ND	25 D	0.32 D,J	3200 D	3.3 D,J,B	0.28 D,J,B	0.38 D,J,B	0.53 D,J,B	0.85 D,J	0.77 D,J	0.53 D,J	0.54 D,J	0.86 D,J
Total PCBs (mg/kg)																			
Aroclor 1242	0.1	ND	NA	NA	NA	ND	NA	NA	NA	NA	ND	ND	ND	ND	ND	ND	ND	ND	ND
Aroclor 1248	0.1	ND	NA	NA	NA	ND	NA	NA	NA	NA	ND	ND	ND	ND	ND	ND	ND	ND	ND
Aroclor 1254	0.1	0.63	NA	NA	NA	ND	NA	NA	NA	NA	0.051	0.0075 J	0.014 J	0.028	0.035 C	0.012 C, J	0.0086 C, J	0.026 C	0.0061 C, J
Aroclor 1260	0.1	ND	NA	NA	NA	ND	NA	NA	NA	NA	0.051	ND	ND	ND	ND	ND	ND	ND	ND
Total Metals (mg/kg)																			
Aluminum - Total	--	ND	ND	ND	ND	NA	NA	3770	3590	NA	14800	1230	2280	4350	2000	2760	973	871	4350 J
Antimony - Total	--	ND	ND	ND	ND	NA	NA	2.65 J	0.662 J	NA	ND J	ND J	ND J	ND J	ND J	ND J	ND J	ND J	ND J
Arsenic - Total	13	15.3	ND	5.4	ND	NA	NA	21.8	3.02	NA	22.4 J	7.1 J	4.2 J	8.9 J	48.4 J	14.5 J	3.5 J	ND	2.2 J
Barium - Total	350	447	88.7	99.5	22.7	NA	NA	4510 D	47.5	NA	213 J	22.2 J	55 J	62 J	139 J	86.7 J	45.4 J	31.7 J	29.2 J
Beryllium - Total	7.2	ND	ND	ND	ND	NA	NA	0.402	1.28	NA	1.05	0.234	0.259	0.394	0.459	0.503	0.261	0.648	ND
Cadmium - Total	2.5	9.3	0.8	3.5	0.28	NA	NA	5.98	1.57	NA	1.12	0.62	0.553	0.837	0.573	0.588	0.381	ND	ND
Calcium - Total	--	ND	ND	ND	ND	NA	NA	99400 D	19100	NA	25300	37500	89400 D	48200	34400	53600	85400 D	13100	41300 J
Chromium - Total	30	245	17.1	216	11.8	NA	NA	127	65.5	NA	466	88.1	62.5	590	400	61.1	20.4	23.2	109
Cobalt - Total	--	ND	ND	ND	ND	NA	NA	8.23	4.35	NA	18.6 J	3.73 J	4.3 J	15.4 J	29.1 J	5.49 J	1.96 J	2.19 J	3.78 J
Copper - Total	50	ND	ND	ND	ND	NA	NA	220	112	NA	132	29.7	35.5	171	211	99.6	27.4	26.2	14.5
Iron - Total	--	ND	ND	ND	ND	NA	NA	3760	30000	NA	40700	10700	8520	51800	54100	13700	10700	6220	4080
Lead - Total	63	629	47.7	255	17.1	NA	NA	614	78.1	NA	106	39	49.7	56.6	80.7	41.2	26.8	25.4	19.9
Magnesium - Total	--	ND	ND	ND	ND	NA	NA	10800	3340	NA	11200	18300	36900	16700	15600	22900	45200	5160	29500
Manganese - Total	1600	ND	ND	ND	ND	NA	NA	810	321	NA	8180 D	532 B	1910 B	1780 B	23600 D	2420 D	500	177	558 J
Mercury - Total	0.18	0.4	1.2	0.083	ND	NA	NA	0.38	0.0147 J	NA	0.0515	ND	ND	0.056	ND	ND	ND	ND	ND
Nickel - Total	30	ND	ND	ND	ND	NA	NA	119	60.8	NA	262	85.4	33.1	424	228	64.5	19.9	26	ND
Potassium - Total	--	ND	ND	ND	ND	NA	NA	1680	636	NA	1790	467	585	536	383	387	338	198	273 J
Selenium - Total	3.9	ND	ND	ND	ND	NA	NA	0.938 J	0.64 J	NA	ND	ND	ND	ND	ND	ND	ND	ND	ND
Silver - Total	2	ND	ND	ND	ND	NA	NA	21.9	0.194 J	NA	ND	ND	ND	ND	ND	ND	ND	ND	ND
Sodium - Total	--	ND	ND	ND	ND	NA	NA	2970	419	NA	847	ND	ND	175	ND	240	878	289	ND
Vanadium - Total	--	ND	ND	ND	ND	NA	NA	22.1	6.12	NA	29.9 J	4.57 J	6.8 J	18.4 J	24.2 J	9.6 J	3.7 J	3.52 J	5.08 J
Zinc - Total	109	ND	ND	ND	ND	NA	NA	5290 D	3560 D	NA	318	1670 D	182	571	417	339	3150 D	4470 D	75.2

BENCHMARK ENVIRONMENTAL ENGINEERING & SCIENCE, PLLC

TABLE 8a

Summary of Surface Soil Analytical Data

3807 Highland Avenue Site

Niagara Falls, New York

PARAMETER[1]	Unrestricted SCOs[2]	*Remedial Investigation Data (October 2009)*																		
		SS-10	SS-11	SS-12	SS-13	SS-14	SS-15	SS-16	SS-17	SS-18	SS-19	SS-20	SS-21	SS-22	SS-23	SS-24	SS-25	SS-26	SS-27	SS-28
		Oct 09	Oct 09	Oct 09	Oct 09	Oct 09	Oct 09	Oct 09	Oct 09	Oct 09	Oct 09	Oct 09	Oct 09	Oct 09	Oct 09	Oct 09	Oct 09	Oct 09	Oct 09	Oct 09
Volatile Organic Compounds (VOCs) - mg/kg																				
1,2,4-Trimethylbenzene	3.6	NA	NA	NA	NA	NA	NA	NA	NA	NA	NA	NA	NA	NA	NA	NA	NA	NA	NA	NA
1,3,5-Trimethylbenzene	8.4	NA	NA	NA	NA	NA	NA	NA	NA	NA	NA	NA	NA	NA	NA	NA	NA	NA	NA	NA
2-Butanone (MEK)	0.12	NA	NA	NA	NA	NA	NA	NA	NA	NA	NA	NA	NA	NA	NA	NA	NA	NA	NA	NA
Acetone	0.05	NA	NA	NA	NA	NA	NA	NA	NA	NA	NA	NA	NA	NA	NA	NA	NA	NA	NA	NA
Benzene	0.06	NA	NA	NA	NA	NA	NA	NA	NA	NA	NA	NA	NA	NA	NA	NA	NA	NA	NA	NA
Ethylbenzene	1	NA	NA	NA	NA	NA	NA	NA	NA	NA	NA	NA	NA	NA	NA	NA	NA	NA	NA	NA
Isopropylbenzene (Cumene)	--	NA	NA	NA	NA	NA	NA	NA	NA	NA	NA	NA	NA	NA	NA	NA	NA	NA	NA	NA
Methylene chloride	0.05	NA	NA	NA	NA	NA	NA	NA	NA	NA	NA	NA	NA	NA	NA	NA	NA	NA	NA	NA
n-Propylbenzene	3.9	NA	NA	NA	NA	NA	NA	NA	NA	NA	NA	NA	NA	NA	NA	NA	NA	NA	NA	NA
p-Cymene (p-isopropyltoluene)	--	NA	NA	NA	NA	NA	NA	NA	NA	NA	NA	NA	NA	NA	NA	NA	NA	NA	NA	NA
sec-Butylbenzene	11	NA	NA	NA	NA	NA	NA	NA	NA	NA	NA	NA	NA	NA	NA	NA	NA	NA	NA	NA
Toluene	0.7	NA	NA	NA	NA	NA	NA	NA	NA	NA	NA	NA	NA	NA	NA	NA	NA	NA	NA	NA
Total Xylene	0.26	NA	NA	NA	NA	NA	NA	NA	NA	NA	NA	NA	NA	NA	NA	NA	NA	NA	NA	NA
Semi-Volatile Organic Compounds (SVOCs) (mg/kg)																				
2-Methylnaphthalene	--	1.5 D,J	0.98 D,J	2.6 D,J	5.6 D,J	ND	ND	ND	ND	ND	0.073 J	ND	ND	0.18 D,J	0.21 D,J	ND	ND	ND	ND	0.77 D,J
Acenaphthene	20	ND	ND	ND	ND	ND	ND	ND	ND	ND	ND	ND	ND	ND	ND	ND	ND	ND	ND	ND
Acenaphthylene	100	ND	ND	ND	ND	ND	ND	ND	ND	ND	ND	ND	ND	ND	ND	ND	ND	ND	ND	ND
Anthracene	100	ND	ND	ND	ND	0.2 D,J	ND	ND	ND	ND	ND	ND	ND	ND	ND	ND	ND	ND	ND	0.26 D,J
Benzo(a)anthracene	1	0.96 D,J	0.77 D,J	0.66 D,J	0.78 D,J	1.1 D,J	ND	0.42 D,J	ND	0.16 D,J	ND	0.28 D,J	ND	0.31 D,J	0.32 D,J	0.32 D,J	0.73 D,J	0.4 D,J	0.38 D,J	0.67 D,J
Benzo(a)pyrene	1	0.96 D,J	ND	0.57 D,J	0.51 D,J	1.4 D,J	ND	ND	ND	0.19 D,J	ND	ND	ND	ND	ND	ND	ND	ND	ND	ND
Benzo(b)fluoranthene	1	1.3 D,J	0.66 D,J	0.86 D,J	0.64 D,J	1.5 D,J	ND	0.66 D,J	ND	0.27 D,J	ND	ND	ND	0.4 D,J	0.4 D,J	0.42 D,J	0.73 D,J	0.29 D,J	0.53 D,J	ND
Benzo(ghi)perylene	100	0.86 D,J	ND	0.47 D,J	ND	1.1 D,J	ND	ND	ND	0.15 D,J	ND	ND	ND	0.28 D,J	ND	ND	ND	ND	ND	0.53 D,J
Benzo(k)fluoranthene	0.8	0.73 D,J	ND	0.45 D,J	ND	0.57 D,J	ND	ND	ND	0.096 D,J	ND	ND	ND	ND	ND	ND	0.51 D,J	ND	ND	ND
Butyl benzyl phthalate	--	ND	ND	ND	ND	ND	ND	ND	ND	ND	ND	ND	ND	ND	ND	ND		ND	ND	ND
Chrysene	1	1.2 D,J	0.44 D,J	0.94 D,J	0.78 D,J	1.2 D,J	ND	0.44 D,J	ND	0.17 D,J	ND	0.24 D,J	ND	0.28 D,J	0.3 D,J	0.26 D,J	0.6 D,J	0.26 D,J	0.38 D,J	0.75 D,J
Dibenzo(a,h)anthracene	0.33	ND	ND	ND	ND	0.28 D,J	ND	ND	ND	ND	ND	ND	ND	ND	ND	ND	ND	ND	ND	ND
Dibenzofuran	--	ND	ND	0.53 D,J	1.1 D,J	ND	ND	ND	ND	ND	ND	ND	ND	ND	ND	ND	ND	ND	ND	ND
Fluoranthene	100	1.7 D,J	0.77 D,J	1.4 D,J	1.2 D,J	1.8 D,J	ND	0.59 D,J	ND	0.21 D,J	ND	0.5 D,J	ND	0.37 D,J	0.5 D,J	0.42 D,J	0.91 D,J	0.44 D,J	0.54 D,J	1.2 D,J
Fluorene	30	ND	ND	ND	ND	ND	ND	ND	ND	ND	ND	ND	ND	ND	ND	ND	ND	ND	ND	0.22 D,J
Indeno(1,2,3-cd)pyrene	0.5	0.65 D,J	ND	0.38 D,J	ND	0.9 D,J	ND	0.22 D,J	ND	0.12 D,J	ND	ND	ND	ND	ND	ND	0.37 D,J	ND	ND	0.33 D,J
Naphthalene	12	0.94 D,J	ND	1.7 D,J	3.5 D,J	ND	ND	ND	ND	ND	ND	ND	ND	ND	ND	ND	ND	ND	ND	0.58 D,J
Phenanthrene	100	1.1 D,J	0.66 D,J	1.5 D,J	2.6 D,J	1 D,J	ND	ND	ND	0.11 D,J	0.04 J	ND	ND	ND	0.45 D,J	0.23 D,J	0.68 D,J	0.23 D,J	0.38 D,J	1.3 D,J
Pyrene	100	1.5 D,J	0.81 D,J	1.3 D,J	0.98 D,J	1.6 D,J	2.6 D,J,	0.5 D,J	ND	0.18 D,J	ND	0.39 D,J	ND	0.31 D,J	0.38 D,J	0.46 D,J	0.83 D,J	ND	ND	1.1 D,J
Total PCBs (mg/kg)																				
Aroclor 1242	0.1	ND	ND	ND	ND	ND	ND	ND	ND	ND	ND	ND	ND	ND	0.0044 C, J	ND	ND	ND	0.0069 C, J	ND
Aroclor 1248	0.1	ND	ND	ND	ND	ND	0.12 J	ND	ND	ND	ND	ND	ND	ND	ND	ND	ND	ND	ND	ND
Aroclor 1254	0.1	0.011 C, J	0.026 C	0.011 C, J	0.006 C, J	ND	ND	ND	ND	ND	ND	0.013 J	0.025 J	0.083 J	0.014 C, J	0.017 C, J	0.026 C	0.013 C, J	0.024 C, J	0.014 C, J
Aroclor 1260	0.1	ND J	ND J	ND J	ND J	ND J	ND	ND	ND	ND	ND	ND	ND	ND	ND	ND	ND	ND	ND	ND
Total Metals (mg/kg)																				
Aluminum - Total	--	2340	1720	822	1040	13300	2290	1460	1600	2150	243	869	1630	1830	7760	13300	8360	11300	6230	3020
Antimony - Total	--	ND	ND	ND	ND	ND	ND	ND	ND	ND	ND	30.8	ND	ND	ND J	ND J	ND J	ND J	ND J	ND J
Arsenic - Total	13	5.2	6.6	3.1	12.2	8.6	7.1	3.2	3.9	ND	ND	ND	8.2	8.5	4.7	5.3	12.3	4.5	4	6.7
Barium - Total	350	58.6	35.2	33.5	306	133	65.9	24.2	123	34.2	17.2	42.4	83.2	120	109	121	108	150	224	61.6
Beryllium - Total	7.2	0.342	0.42	0.344	0.647	0.726	ND	ND	ND	0.54	ND	ND	0.322	1.18	0.471	0.633	0.56	0.705	0.505	0.433
Cadmium - Total	2.5	0.765	0.482	0.374	ND	0.87	4.95	0.474	1.22	0.347	ND	0.975	1.06	1.24	0.28	0.735	1.38	0.442	3.21	1.98
Calcium - Total	--	59600	45300	64500	16000	19000	58300	12400	71100 D	4320	3570	12700	87000 D	87300 D	4710	12400	15500	32400	109000 D	55300
Chromium - Total	30	50.8	66.6	22.6	12.4	58	237	52.2	107	13.9	17.6	1390	190	234	85.8 J	34 J	234 J	55 J	83.1 J	149 J
Cobalt - Total	--	4.6 J	5.66 J	2.8 J	2.66 J	11.3 J	5.95	3.39	4.96	1.09	ND	226	7.29	12.4	9.4 J	11.5 J	16.8 J	11.2 J	6.28 J	7.22 J
Copper - Total	50	42.9	62.6	30.3	15.4	58.1	140 J	91.5 J	33 J	9.9 J	9.7 J	110 J	130 J	129 J	30.8 J	37.7 J	155 J	27.4 J	27.2 J	92.5 J
Iron - Total	--	14000	22000	7940	6350	21700	41100	21700	13800	1780	1740	24700	27400	41900	20900	21400	7220	20300	13600	23800
Lead - Total	63	42.5	28.7	23.4	13.6	149	75.7	49.9	126	6.2	6	32.5	197	172	18.9	46.2	364	78.4	116	94.4
Magnesium - Total	--	32600	23300	34000	7390	9350	36300 J	20200 J	24900 J	785 J	342 J	6140 J	14600 J	46000 J	12700	7660	9700	18600	61600 D	21200
Manganese - Total	1600	1820	2870 D	765	213	1190	966	498	965 J	44.7	52.6	626	1040	886	1260	779	1190	636	525	730
Mercury - Total	0.18	ND	ND	ND	ND	0.264	0.0399	ND	ND	ND	ND	ND	0.117 J	ND	ND	0.0763	0.071	0.0441	0.0952	0.0595
Nickel - Total	30	35.2	52.5	22.9	13.4	51.3	171	54.3	57.3	15.8	11.1	2440	133	143		32.6 J	175 J	49.9 J	46.2 J	73.3 J
Potassium - Total	--	298	239	204	210	1730	670	175	477	64.1	123	629	294	635	1360	2070	2120	2010	1300	650
Selenium - Total	3.9	ND	ND	ND	ND	ND	ND	ND	ND	ND	ND	ND	ND	ND	ND	ND	ND	ND	ND	ND
Silver - Total	2	ND	ND	ND	ND	ND	ND	ND	ND	0.99	ND	ND	ND	ND	ND	ND	ND	ND	ND	ND
Sodium - Total	--	ND	ND	ND	ND	ND	265	ND	ND	ND	ND	ND	ND	ND	ND	ND	ND	ND	186	196
Vanadium - Total	--	6.85 J	6.03 J	4.64 J	4.85 J	28.5 J	7.54 J	3.55 J	11.5 J	1.69 J	1.13 J	28.4 J	7.86 J	9.94 J	17.6 J	27.1 J	26.3 J	26.9 J	20 J	15.1 J
Zinc - Total	109	225	278	189	168	353	3500 D	108	538	175	29.4	118	594	542	102	275	410	132	1720 D	763

Notes:

1. Only those parameters detected at a minimum of one sample location are presented in this table; all other compounds were reported as non-detect.
2. Values per NYSDEC Part 375 Soil Cleanup Objectives (December 2006)

Definitions:

ND = Parameter not detected above laboratory detection limit.
NA = Sample not analyzed for parameter.
"--" = No SCO available.
J = Estimated value; result is less than the sample quantitation limit but greater than zero.
B = Indicates a value greater than or equal to the instrument detection limit, but less than the quantitation limit.
C = Calibration verification recovery was below the method control limit.
D = Compounds were identified in an analyisis at the secondary dilution factor.
I = Internal standard recovery was outside of method limits.

= Result exceeds 6NYCRR Part 375 Unrestricted SCOs.

BENCHMARK ENVIRONMENTAL ENGINEERING & SCIENCE, PLLC

TABLE 8b

Comparison of Subsurface Soil Analytical Data to Unrestricted SCOs

Historic Soil Boring Samples

3807 Highland Avenue Site

Niagara Falls, New York

PARAMETER[1]	Unrestricted SCOs[2]	SB-1 (5.5-7.5)	SB-2 (4-8)	SB-3 (0-3)	SB-4 (4-6)	SB-5 (4-8)	SB-6 (10-14)	SB-7 (4-8)	SB-8 (0-4)	SB-9 (0-4)	SB-10 (4-7)	SB-11 (8-10)
		Aug 08	Aug 08	Aug 08	Aug 08	Aug 08	Aug 08	Aug 08	Aug 08	Aug 08	Aug 08	Aug 08
Volatile Organic Compounds (VOCs) - mg/Kg												
1,2,4-Trimethylbenzene	3.6	ND	0.004 J	ND	NA	NA	ND	NA	NA	NA	ND	ND
1,3,5-Trimethylbenzene	8.4	ND	0.003 J	ND	NA	NA	ND	NA	NA	NA	ND	ND
2-Butanone (MEK)	0.12	ND	ND	0.016 J	NA	NA	ND	NA	NA	NA	ND	ND
Acetone	0.05	0.029	0.02	0.16	NA	NA	0.02	NA	NA	NA	ND	ND
Carbon disulfide	--	0.003 J	0.003 J	0.004 J	NA	NA	0.003 J	NA	NA	NA	0.002	0.002 J
Isopropylbenzene (Cumene)	--	ND	ND	ND	NA	NA	0.001 J	NA	NA	NA	ND	ND
Methylcyclohexane	--	ND	ND	ND	NA	NA	0.003 J	NA	NA	NA	ND	ND
Methylene chloride	0.05	0.011 B	0.015 B	0.008 B	NA	NA	0.014 B	NA	NA	NA	0.014 B	0.012 B
n-Butylbenzene	12	ND	ND	ND	NA	NA	0.008	NA	NA	NA	ND	ND
n-Propylbenzene	3.9	ND	ND	ND	NA	NA	0.003 J	NA	NA	NA	ND	ND
p-Cymene (p-isopropyltoluene)	--	ND	ND	ND	NA	NA	0.001 J	NA	NA	NA	ND	ND
sec-Butylbenzene	11	ND	ND	ND	NA	NA	0.004 J	NA	NA	NA	ND	ND
Toluene	0.7	ND	ND	ND	NA	NA	ND	NA	NA	NA	ND	ND
Semi-Volatile Organic Compounds (SVOCs) - mg/Kg												
2-Methylnaphthalene	--	ND	ND	0.22 J	NA	ND	0.27 J	0.052 J	ND	ND	ND	ND
Acenaphthene	20	ND	ND	0.55 J	NA	ND	0.14 J	0.068 J	ND	ND	ND	0.11 J
Acenaphthylene	100	ND	ND	0.18 J	NA	ND	0.082 J	0.082 J	ND	ND	ND	ND
Anthracene	100	0.015 J	ND	0.55 J	NA	ND	0.13 J	0.2 J	ND	ND	0.11 J	0.16 J
Benzo(a)anthracene	1	ND	0.009 J	1.4	NA	ND	ND	0.7 J	ND	ND	0.35 J	0.56 J
Benzo(a)pyrene	1	ND	ND	2.1	NA	ND	ND	0.66 J	ND	ND	0.38 J	0.6 J
Benzo(b)fluoranthene	1	ND	0.008 J	2.3	NA	ND	ND	0.87 J	ND	ND	0.5 J	0.82 J
Benzo(ghi)perylene	100	ND	ND	1.6	NA	ND	ND	0.47 J	ND	ND	0.21	0.31 J
Benzo(k)fluoranthene	0.8	ND	0.021 J	0.72 J	NA	ND	ND	0.29 J	ND	0.019 J	0.21 J	0.29 J
Chrysene	1	0.02 B,J	0.02 B,J	1.5 B	NA	0.02 B,J	0.13 B,J	0.68 B,J	0.03 B,J	0.02 B,J	0.44 B,J	0.71 B,J
Dibenzo(a,h)anthracene	0.33	ND	ND	0.35 J	NA	ND	ND	0.15 J	ND	ND	0.073 J	0.011 J
Fluoranthene	100	0.015 J	0.013 J	2.8	NA	ND	0.048 J	1.3	0.009 J	0.01 J	0.5 J	1.1
Fluorene	30	ND	ND	0.39 J	NA	ND	0.3 J	ND	ND	ND	0.043 J	0.064 J
Indeno(1,2,3-cd)pyrene	0.5	ND	ND	1.4	NA	ND	ND	0.41 J	ND	ND	0.22 J	0.27 J
Naphthalene	12	ND	ND	0.33 J	NA	ND	ND	0.069 J	ND	ND	0.04 J	0.072 J
Phenanthrene	100	0.02 B,J	0.02 B,J	2.1 B	NA	0.01 B,J	0.68 B,J	0.7 B,J	0.02 B,J	0.02 B,J	0.33 B,J	0.74 B,J
Pyrene	100	0.016 J	0.011 J	2.6	NA	ND	0.085 J	1 J	ND	ND	0.4 J	0.84 J
PCBs - mg/Kg												
Aroclor 1254	0.1	0.63	ND	ND	ND	ND	ND	ND	ND	ND	ND	ND
Aroclor 1260	0.1	ND	ND	0.84	ND	ND	ND	ND	ND	ND	ND	ND
Total Metals - mg/Kg												
Arsenic	13	3.7	6.8	11.9	3	2.9	2.4	14.1	4.5	ND	10.5	11.2
Barium	350	75.8	290	77.6	36.6	63.6	22	375	174	20.8	94	111
Cadmium	2.5	ND	0.86	1.2	ND	ND	1.8	1.2	0.29	1.6	1.3	1.5
Chromium	30	12.8	692	105	11.3	15.7	15.6	830	30.2	15.2	310	483
Lead	63	5.9	212	74.6	3	5.2	177	168	10.9	52.4	409	508
Mercury	0.18	0.043	0.095	ND	ND	ND	0.048	ND	ND	0.23	0.036	0.071

Notes:

1. Only those parameters detected at a minimum of one sample location are presented in this table; all other compounds were reported as non-detect.
2. Values per NYSDEC Part 375 Soil Cleanup Objectives (December 2006)

Definitions:

ND = Parameter not detected above laboratory detection limit.
NA = Sample not analyzed for parameter.
"--" = No SCO available.
J = Estimated value; result is less than the sample quantitation limit but greater than zero.
B = Indicates a value greater than or equal to the instrument detection limit, but less than the quantitation limit.
= Result exceed 6NYCRR Part 375 Unrestricted SCOs.

BENCHMARK ENVIRONMENTAL ENGINEERING & SCIENCE, PLLC

TABLE 8c

Comparison of Subsurface Soil Analytical Data to Unrestricted SCOs

Remedial Investigation Soil Boring Samples

3807 Highland Avenue Site

Niagara Falls, New York

PARAMETER[1]	Unrestricted SCOs[2]	Remedial Investigation - Sample Locations (October 2009)																					
		SB-1 (2-4)	SB-2 (4-6)	SB-3 (2-4)	SB-4 (2-4)	SB-5 (4-6)	SB-6 (2-4)	SB-7 (3-5)	SB-8 (0-2)	SB-9 (4-8)	SB-10 (4-6)	SB-11 (0-2)	SB-12 (0-2)	SB-13 (0-2)	SB-14 (8-12)	SB-15 (0-2)	SB-16 (0-2)	SB-17 (0-2)	SB-18 (2-4)	SB-19 (11-14.7)	SB-20 (0-2)	SB-21 (12-14)	SB-22 (4-6)
		Oct 09	Oct 09	Oct 09	Oct 09	Oct 09	Oct 09	Oct 09	Oct 09	Oct 09	Oct 09	Oct 09	Oct 09	Oct 09	Oct 09	Oct 09	Oct 09	Oct 09	Oct 09	Oct 09	Oct 09	Oct 09	Oct 09
Volatile Organic Compounds (VOCs) - mg/Kg																							
1,2,4-Trimethylbenzene	3.6	NA	NA	NA	NA	NA	ND	NA	0.11	NA	NA	0.0066	ND	ND	NA	NA	NA	NA	ND	0.0023 J	NA	0.0041 J	NA
1,3,5-Trimethylbenzene	8.4	NA	NA	NA	NA	NA	ND	NA	0.031	NA	NA	ND	ND	ND	NA	NA	NA	NA	ND	ND	NA	ND	NA
1,4-Dichlorobenzene	1.8	NA	NA	NA	NA	NA	ND	NA	ND	NA	NA	ND	ND	ND	NA	NA	NA	NA	ND	ND	NA	ND	NA
2-Butanone (MEK)	0.12	NA	NA	NA	NA	NA	0.0094 J	NA	ND	NA	NA	ND	ND	ND	NA	NA	NA	NA	0.044	ND	NA	ND	NA
Acetone	0.05	NA	NA	NA	NA	NA	0.073	NA	0.035	NA	NA	0.033	0.04	0.0068 J	NA	NA	NA	NA	0.21	0.021 J	NA	0.016 J	NA
Benzene	0.06	NA	NA	NA	NA	NA	ND	NA	ND	NA	NA	ND	ND	ND	NA	NA	NA	NA	ND	ND	NA	ND	NA
Carbon disulfide	--	NA	NA	NA	NA	NA	0.0019 J	NA	0.0049 J	NA	NA	ND	ND	ND	NA	NA	NA	NA	ND J	ND J	NA	ND J	NA
cis-1,2-dichloroethene	0.25	NA	NA	NA	NA	NA	ND	NA	ND	NA	NA	ND	ND	ND	NA	NA	NA	NA	0.0013 J	ND	NA	ND	NA
Cyclohexane	--	NA	NA	NA	NA	NA	ND	NA	0.015	NA	NA	0.0026 J	ND	ND	NA	NA	NA	NA	ND	0.0011 J	NA	0.0023 B,J	NA
Ethylbenzene	1	NA	NA	NA	NA	NA	ND	NA	0.0036 J	NA	NA	ND	ND	ND	NA	NA	NA	NA	ND	ND	NA	ND	NA
Isopropylbenzene (Cumene)	--	NA	NA	NA	NA	NA	ND	NA	0.0046 J	NA	NA	ND	ND	ND	NA	NA	NA	NA	ND	ND	NA	0.0013 J	NA
Methylcyclohexane	--	NA	NA	NA	NA	NA	ND	NA	0.045	NA	NA	0.011 J	ND	ND	NA	NA	NA	NA	ND	ND	NA	0.0037 J	NA
Methylene chloride	0.05	NA	NA	NA	NA	NA	0.0066 J	NA	0.0044 J	NA	NA	0.0028 J	0.0038 J	ND	NA	NA	NA	NA	0.0048 J	0.0052 J	NA	ND	NA
n-Butylbenzene	12	NA	NA	NA	NA	NA	ND	NA	ND	NA	NA	ND	ND	ND	NA	NA	NA	NA	ND	ND	NA	0.0062	NA
n-Propylbenzene	3.9	NA	NA	NA	NA	NA	ND	NA	0.0045 J	NA	NA	ND	ND	ND	NA	NA	NA	NA	ND	ND	NA	0.0039 J	NA
p-Cymene (p-isopropyltoluene)	--	NA	NA	NA	NA	NA	ND	NA	0.012	NA	NA	0.0027 J	ND	ND	NA	NA	NA	NA	ND	ND	NA	ND	NA
sec-Butylbenzene	11	NA	NA	NA	NA	NA	ND	NA	0.0072	NA	NA	0.0014	ND	ND	NA	NA	NA	NA	ND	ND	NA	0.0032 J	NA
Toluene	0.7	NA	NA	NA	NA	NA	ND	NA	0.0029 J	NA	NA	ND	ND	0.0018 J	NA	NA	NA	NA	ND	ND	NA	0.0013 J	NA
Total Xylene	0.26	NA	NA	NA	NA	NA	ND	NA	0.03	NA	NA	ND	ND	ND	NA	NA	NA	NA	ND	ND	NA	0.0018 J	NA
Semi-Volatile Organic Compounds (SVOCs) - mg/Kg																							
2-Methylnaphthalene	--	ND	ND	ND	ND	0.031 J	ND	ND	1.2	ND	ND	1.6 D,N,J	ND	ND	ND	0.27 D,J	ND	ND	0.036 J	14 D	ND	ND	ND
Acenaphthene	20	ND	ND	ND	ND	ND	ND	ND	0.096 J	ND	ND	0.74 D,J	ND	ND	ND	ND	ND	0.16 D,J	0.037 J	1.4 D,J	ND	ND	0.15 D,J
Acenaphthylene	100	ND	ND	ND	ND	ND	ND	ND	ND	ND	ND	ND	ND	ND	ND	ND	ND	ND	ND	ND	ND	ND	ND
Anthracene	100	ND	ND	ND	ND	ND	ND	ND	ND	ND	ND	ND	ND	ND	ND	0.32 D,J	ND	0.26 D,J	0.042 J	1.1 D,J	ND	ND	ND
Benzo(a)anthracene	1	0.05 J	ND	ND	ND	0.052 J	0.19 D,J	0.016 J	0.068 J	ND	ND	0.44 D,J	ND	0.74 D,J	ND	1.6 D,J	ND	0.53 D,J	0.064 J	ND	ND	ND	0.64 D,J
Benzo(a)pyrene	1	0.062 J	ND	ND	ND	0.049 J	0.18 D,J	0.012 J	0.061 J	ND	ND	0.67 D,J	ND	0.69 D,J	ND	1.7 D,J	ND	0.49 D,J	0.065 J	ND	ND	ND	0.81 D,J
Benzo(b)fluoranthene	1	0.073 J	ND	ND	ND	0.06 J	0.22 D,J	0.017 J	0.11 J	ND	ND	1.2 D,J	ND	1.5 D,J	ND	2.2 D,J	ND	0.57 D,J	0.067 J	ND	ND	ND	1.3 D,J
Benzo(ghi)perylene	100	0.051 J	ND	ND	ND	0.043 J	0.17 D,J	ND	0.059 J	ND	ND	0.54 D,J	ND	ND	ND	1.3 D,J	ND	0.27 D,J	0.049 J	ND	ND	ND	0.65 D,J
Benzo(k)fluoranthene	0.8	0.026 J	ND	ND	ND	0.036 J	0.11 D,J	ND	ND	ND	ND	ND	ND	ND	ND	0.86 D,J	ND	0.22 D,J	0.038 J	ND	ND	ND	ND
Biphenyl	--	ND	ND	ND	ND	ND	ND	ND	0.0041 J	ND	ND	ND	ND	ND	ND	ND	ND	ND	ND	ND	ND	ND	ND
Bis(2-ethylhexyl) phthalate	--	ND	ND	ND	ND	0.15 J	1.1 D,J	ND	0.081 J	0.071 J	ND	ND	ND	ND	0.42	ND	0.077 J	ND	0.33	ND	ND	ND	ND
Carbazole	--	ND	ND	ND	ND	ND	ND	ND	ND	ND	ND	ND	ND	ND	ND	ND	ND	0.084 D,J	ND	ND	ND	ND	ND
Chrysene	1	0.055 J	ND	ND	ND	0.059 N,J	0.18 D,J	0.012 J	0.12 J	ND	ND	0.61 D,J	ND	0.68 D,J	ND	1.5 D,J,B	ND	0.53 D,J,B	0.061 B,J	ND	ND	ND	0.67 D,J
Dibenzo(a,h)anthracene	0.33	ND	ND	ND	ND	ND	ND	ND	ND	ND	ND	ND	ND	ND	ND	0.33 D,J	ND	ND	ND	ND	ND	ND	ND
Dibenzofuran	--	ND	ND	ND	ND	ND	ND	ND	ND	ND	ND	ND	ND	ND	ND	0.2 D,J	ND	0.068 D,J	0.012 J	ND	ND	ND	ND
Diethyl phthalate	--	ND	ND	ND	ND	ND	ND	ND	ND	ND	ND	ND	ND	ND	ND	ND	ND	ND	0.057 J	0.41 D,J	ND	ND	ND
Di-n-butyl phthalate	--	ND	ND	ND	ND	ND	ND	ND	ND	ND	ND	ND	ND	ND	ND	ND	0.083 J	ND	0.16 J	ND	ND	ND	ND
Fluoranthene	100	0.081 J	ND	ND	ND	0.074 J	0.33 D,J	0.022 J	0.14 J	ND	ND	0.93 D,J	ND	0.93 D,J	ND	2.4 D,J	ND	1.2 D	0.11 J	0.23 D,J	ND	ND	1.2 D,J
Fluorene	30	ND	ND	ND	ND	ND	ND	ND	0.21	ND	ND	ND	ND	ND	ND	ND	ND	0.15 D,J	0.036 J	2.3 D	ND	ND	ND
Indeno(1,2,3-cd)pyrene	0.5	0.04 J	ND	ND	ND	0.032 J	0.13 D,J	ND	ND	ND	ND	0.4 D,J	ND	ND	ND	1 D,J	ND	0.24 D,J	0.037 J	ND	ND	ND	0.5 D,J
Naphthalene	12	ND	ND	ND	ND	ND	ND	ND	0.27	ND	ND	0.65 D,N,J	ND	ND	ND	0.23 D,J	ND	ND	0.021 J	0.61 D,J	ND	ND	ND
Phenanthrene	100	0.056 J	ND	ND	ND	0.043 J	ND	0.015 J	0.5	ND	ND	2 D	ND	ND	ND	1.8 D,J	ND	1 D,J	0.081 J	6.9 D	ND	ND	0.86 D,J
Pyrene	100	0.071 J	ND	ND	ND	0.076 J	0.32 D,J	0.02 J	0.13 J	ND	ND	1.1 D,J	ND	0.88 D,J	ND	2.2 D,J	ND	1.1 D,J	0.097 J	0.51 D,J	ND	ND	1 D,J
PCBs - mg/Kg																							
Aroclor 1248	0.1	ND	ND	ND	ND	ND	ND	ND	ND	ND	ND	ND	0.16 J	ND	ND	ND	ND	ND	ND	ND	ND	ND	ND
Aroclor 1254	0.1	ND	ND	ND	ND	ND	ND	ND	0.072 J	ND	ND	0.23 J	ND	ND	ND	ND	ND	ND	0.015 J	ND	ND	ND	ND
Aroclor 1260	0.1	ND	ND	ND	ND	ND	ND	ND	ND	ND	ND	ND	ND	ND	ND	ND	ND	ND	ND	ND	0.046 J	ND	ND
Total Metals - mg/Kg																							
Aluminum	--	14900	14700	7390	14600	12600	6910	14400	7850	10500	10300	8290	4010	5090	8510	5480	14300	23000	14900	8270	18900	3570	17200
Arsenic	13	8.1	4.2	2.5	4.2	6.2	10.1	4.9	10	2.6	4.5	7.8	3.7	6.3	3.7	12.2	2.4	7.1	7.1	2.2	2.8	ND	5.1
Barium	350	183	167	62.1	96.3	89.3	98.5	342	53.3	108	81.2	739	32.4	39.8	60.4	2230 D	81.3	163	109	46.8	84.3	22.7	264
Beryllium	7.2	0.729	0.726	0.342	0.654	0.685	0.49	0.729	0.505	0.581	0.734	0.504	0.334	0.309	0.424	0.648	0.596	1.07	0.638	0.318	0.655	0.23	2.71
Cadmium	2.5	0.744	ND	0.57	ND	ND	ND	ND	ND	ND	0.302	ND	0.625	0.551	ND	1.05	ND	0.288	0.466	ND	0.351	0.641	0.28
Calcium	--	15700	80500	56000	4830	17900	18200	45400	10600	110000 D	48200	31700	143000 D	7680 D	71000	11600	37000	19700	13700	37600	16700	111000 D	32600
Chromium	30	29.3 J	19.9 J	10.7 J	18.4 J	27.3 J	278 J	154 J	141 J	13.8 J	15.1 J	346 J	19.4 J	3630	13.1	107	18.9	29.8	31.4	11.9	271	7.28	118
Cobalt	--	8.73	10.6	7.95	11.4	11.1	8.54	11.4	12.3	8.77	10.8	4.39	2.23	32.8 J	8.36 J	7.76 J	8.58 J	14.4 J	11.2 J	8.22 J	7.93 J	3.47 J	5.18 J
Copper	50	31.3	19.7	12.3	18.3	32.9	287	21.7	93.1	19.8	22.6	197	11.9	94.8 J	18 J	60.1 J	16.4 J	24.2 J	29.3 J	11.6 J	28.3 J	9 J	1460 J
Iron	--	19200	21300	12800	22500	27900	31000	21700	95700	16500	20200	27500	7480	18100	15300	71500 D	19100	31400	22600	14400	5960	7590	11400
Lead	63	73.8	7.7	4.2	6.1	15.4	77.4	7.5	58.8	5.7	5.9	74	47.7	21.9	6.4	205	4.6	9.8	147	3.6	64.7	47.5	101
Magnesium	--	5610	9900	7770	5800	10900	8640	14400	4740	8200	8540	8870	53400 D	6200 D	26500	5270	10600	9970	5920	8180	59200 D	52700 D	7310
Manganese	1600	1250	560	619	684	475	601	1970	1610	727	1370	1790	0.69	375 D	583	6000 D	504	610	569	556	645	552	401
Nickel	30	27.1 J	22.3 J	16.4 J	22.3 J	29.3 J	80.3 J	31.6 J	127 J	19.5 J	20.7 J	67.6 J	12.8 J	1860	16.1	22.4	21.9	36.8	35.9	17.6	144	8.47	44.4
Potassium	--	1720	3170	1200	1220	1490	1160	2450	810	2160	1730	592	1020	419	2000	836	2130	2410	1050	1610	810	1040	888
Selenium	3.9	ND	ND	ND	ND	ND	ND	ND	ND	ND	ND	ND	ND	ND	ND	ND	ND	ND	ND	ND	ND	ND	ND
Silver	2	ND	ND	ND	ND	ND	ND	ND	ND	ND	ND	ND	ND	ND	ND	ND	ND	ND	ND	ND	ND	ND	ND
Sodium	--	355	501	179	267	ND	206	399	ND	287	229	257	175	ND	ND	394	440	218	223	167	ND	ND	ND
Thallium	--	ND	ND	ND	ND	ND	ND	ND	9.5	ND	ND	ND	ND	ND	ND	ND	ND	ND	ND	ND	ND	ND	ND
Vanadium	--	25.9 J	26.9 J	15.9 J	24.8 J	27.8 J	14.9 J	27.4 J	16.4 J	20.5 J	24.6 J	13.9 J	8.27 J	18.7	18.4	11	20.3	32.6	26.2	15.2	8.71	9.32	11
Zinc	109	437 J	48.7 J	73.3 J	218 J	71.5 J	110 J	50.8 J	68.1 J	37.5 J	41.4 J	86.6 J	188 J	17.5 J	46.7 J	181 J	58.6 J	66 J	83.4 J	38.6 J	142 J	174 J	102 J
Mercury	0.18	0.0834	ND	ND	ND	ND	0.037	0.05	0.178	ND	ND	0.0575	0.0413	0.0235	ND	0.0698	ND	0.0645	0.0368	ND	ND	ND	0.0399

BENCHMARK ENVIRONMENTAL ENGINEERING & SCIENCE, PLLC

TABLE 8c

Comparison of Subsurface Soil Analytical Data to Unrestricted SCOs

Remedial Investigation Soil Boring Samples

3807 Highland Avenue Site

Niagara Falls, New York

PARAMETER[1]	Unrestricted SCOs[2]	Remedial Investigation - Sample Locations																					
		SB-23 (8-12)	SB-24 (4-6)	SB-25 (1-3)	SB-26 (1-3)	SB-27 (1-3)	SB-28 (6-8)	SB-29 (4-6)	SB-30 (0-4)	TP/SS-1 (1)	TP/SS-1 (2)	TP/SS-1 (3)	TP/SS-1 (4)	TP/SS-1 (5)	TP/SS-1 (6)	TP/SS-1 (7)	TP/SS-1 (8)	TP/SS-1 (9)	TP/SS-5 (1)	TP/SS-5 (2)	TP/SS-5 (3)	TP/SS-5 (4)	TP/SS-5 (5)
		Oct 09	Oct 09	Oct 09	Oct 09	Oct 09	Oct 09	Oct 09	Oct 09	Jan 10	Jan 10	Jan 10	Jan 10	Jan 10	Jan 10	Jan 10	Jan 10	Jan 10	Jan 10	Jan 10	Jan 10	Jan 10	Jan 10
Volatile Organic Compounds (VOCs) - mg/Kg																							
1,2,4-Trimethylbenzene	3.6	0.002 J	ND	NA	NA	NA	ND	ND	ND	NA	NA	NA	NA	NA	NA	NA	NA	NA	NA	NA	NA	NA	NA
1,3,5-Trimethylbenzene	8.4	ND	ND	NA	NA	NA	ND	ND	ND	NA	NA	NA	NA	NA	NA	NA	NA	NA	NA	NA	NA	NA	NA
1,4-Dichlorobenzene	1.8	ND	ND	NA	NA	NA	0.0014 B,J	ND	ND	NA	NA	NA	NA	NA	NA	NA	NA	NA	NA	NA	NA	NA	NA
2-Butanone (MEK)	0.12	0.011 J	0.012 J	NA	NA	NA	ND	ND	ND	NA	NA	NA	NA	NA	NA	NA	NA	NA	NA	NA	NA	NA	NA
Acetone	0.05	0.054	0.081	NA	NA	NA	ND	0.016 J	0.007 J	NA	NA	NA	NA	NA	NA	NA	NA	NA	NA	NA	NA	NA	NA
Benzene	0.06	ND	ND	NA	NA	NA	ND	ND	0.0016 J	NA	NA	NA	NA	NA	NA	NA	NA	NA	NA	NA	NA	NA	NA
Carbon disulfide	--	0.0022 J	0.0026 J	NA	NA	NA	ND J	0.0015 J	ND	NA	NA	NA	NA	NA	NA	NA	NA	NA	NA	NA	NA	NA	NA
cis-1,2-dichloroethene	0.25	ND	ND	NA	NA	NA	ND	ND	ND	NA	NA	NA	NA	NA	NA	NA	NA	NA	NA	NA	NA	NA	NA
Cyclohexane	--	ND	ND	NA	NA	NA	ND	ND	ND	NA	NA	NA	NA	NA	NA	NA	NA	NA	NA	NA	NA	NA	NA
Ethylbenzene	1	ND	ND	NA	NA	NA	ND	ND	ND	NA	NA	NA	NA	NA	NA	NA	NA	NA	NA	NA	NA	NA	NA
Isopropylbenzene (Cumene)	--	0.0049 J	ND	NA	NA	NA	ND	ND	ND	NA	NA	NA	NA	NA	NA	NA	NA	NA	NA	NA	NA	NA	NA
Methylcyclohexane	--	0.0042 J	ND	NA	NA	NA	ND	ND	ND	NA	NA	NA	NA	NA	NA	NA	NA	NA	NA	NA	NA	NA	NA
Methylene chloride	0.05	ND	ND	NA	NA	NA	0.0049 J	ND	ND	NA	NA	NA	NA	NA	NA	NA	NA	NA	NA	NA	NA	NA	NA
n-Butylbenzene	12	0.0055 J	ND	NA	NA	NA	ND	ND	ND	NA	NA	NA	NA	NA	NA	NA	NA	NA	NA	NA	NA	NA	NA
n-Propylbenzene	3.9	0.01	ND	NA	NA	NA	ND	ND	ND	NA	NA	NA	NA	NA	NA	NA	NA	NA	NA	NA	NA	NA	NA
p-Cymene (p-isopropyltoluene)	--	ND	ND	NA	NA	NA	ND	ND	ND	NA	NA	NA	NA	NA	NA	NA	NA	NA	NA	NA	NA	NA	NA
sec-Butylbenzene	11	0.0043 J	ND	NA	NA	NA	ND	ND	ND	NA	NA	NA	NA	NA	NA	NA	NA	NA	NA	NA	NA	NA	NA
Toluene	0.7	0.0014 J	ND	NA	NA	NA	ND	ND	0.0016 J	NA	NA	NA	NA	NA	NA	NA	NA	NA	NA	NA	NA	NA	NA
Total Xylene	0.26	0.0031 J	ND	NA	NA	NA	ND	ND	ND	NA	NA	NA	NA	NA	NA	NA	NA	NA	NA	NA	NA	NA	NA
Semi-Volatile Organic Compounds (SVOCs) - mg/Kg																							
2-Methylnaphthalene	--	0.25 D,J	0.17 D,J	ND	ND	ND	ND	ND J	ND J	NA	NA	NA	NA	NA	NA	NA	NA	NA	NA	NA	NA	NA	NA
Acenaphthene	20	0.39 D,J	ND	ND	ND	0.075 D,J	ND	ND	ND	NA	NA	NA	NA	NA	NA	NA	NA	NA	NA	NA	NA	NA	NA
Acenaphthylene	100	ND	ND	ND	ND	ND	ND	ND	ND	NA	NA	NA	NA	NA	NA	NA	NA	NA	NA	NA	NA	NA	NA
Anthracene	100	ND	ND	ND	ND	0.16 D,J	ND	ND	ND	NA	NA	NA	NA	NA	NA	NA	NA	NA	NA	NA	NA	NA	NA
Benzo(a)anthracene	1	ND	0.31 D,J	ND	0.12 D,J	0.41 D,J	ND	ND	0.2 D,J	NA	NA	NA	NA	NA	NA	NA	NA	NA	NA	NA	NA	NA	NA
Benzo(a)pyrene	1	ND	ND	ND	0.12 D,J	0.36 D,J	ND	ND	0.19 D,J	NA	NA	NA	NA	NA	NA	NA	NA	NA	NA	NA	NA	NA	NA
Benzo(b)fluoranthene	1	ND	ND	ND	0.12 D,J	0.49 D,J	ND	ND	0.31 D,J	NA	NA	NA	NA	NA	NA	NA	NA	NA	NA	NA	NA	NA	NA
Benzo(ghi)perylene	100	ND	ND	ND	ND	0.24 D,J	ND	ND	ND	NA	NA	NA	NA	NA	NA	NA	NA	NA	NA	NA	NA	NA	NA
Benzo(k)fluoranthene	0.8	ND	ND	ND	0.064 D,J	0.16 D,J	ND	ND	ND	NA	NA	NA	NA	NA	NA	NA	NA	NA	NA	NA	NA	NA	NA
Biphenyl	--	ND	ND	ND	ND	ND	ND	ND	ND	NA	NA	NA	NA	NA	NA	NA	NA	NA	NA	NA	NA	NA	NA
Bis(2-ethylhexyl) phthalate	--	ND	ND	ND	ND	ND	0.067 J	0.088 J	ND	NA	NA	NA	NA	NA	NA	NA	NA	NA	NA	NA	NA	NA	NA
Carbazole	--	ND	ND	ND	ND	0.085 D,J	ND	ND	ND	NA	NA	NA	NA	NA	NA	NA	NA	NA	NA	NA	NA	NA	NA
Chrysene	1	ND	0.28 D,J	ND	0.1 D,J	0.42 D,J	ND	ND	0.22 D,J	NA	NA	NA	NA	NA	NA	NA	NA	NA	NA	NA	NA	NA	NA
Dibenzo(a,h)anthracene	0.33	ND	ND	ND	ND	ND	ND	ND	ND	NA	NA	NA	NA	NA	NA	NA	NA	NA	NA	NA	NA	NA	NA
Dibenzofuran	--	ND	ND	ND	ND	ND	ND	ND	ND	NA	NA	NA	NA	NA	NA	NA	NA	NA	NA	NA	NA	NA	NA
Diethyl phthalate	--	ND	ND	ND	ND	ND	ND	ND	ND	NA	NA	NA	NA	NA	NA	NA	NA	NA	NA	NA	NA	NA	NA
Di-n-butyl phthalate	--	ND	ND	ND	ND	ND	ND	ND	ND	NA	NA	NA	NA	NA	NA	NA	NA	NA	NA	NA	NA	NA	NA
Fluoranthene	100	0.35 D,J	0.54 D,J	ND	0.15 D,J	0.86 D,J	ND	ND	0.24 D,J	NA	NA	NA	NA	NA	NA	NA	NA	NA	NA	NA	NA	NA	NA
Fluorene	30	0.43 D,J	ND	ND	ND	ND	ND	ND	ND	NA	NA	NA	NA	NA	NA	NA	NA	NA	NA	NA	NA	NA	NA
Indeno(1,2,3-cd)pyrene	0.5	ND	ND	ND	ND	0.18 D,J	ND	ND	ND	NA	NA	NA	NA	NA	NA	NA	NA	NA	NA	NA	NA	NA	NA
Naphthalene	12	ND	ND	ND	ND	ND	ND	ND	ND	NA	NA	NA	NA	NA	NA	NA	NA	NA	NA	NA	NA	NA	NA
Phenanthrene	100	0.54 D,J	0.47 D,J	ND	0.13 D,J	0.76 D,J	ND	ND	0.16 D,J	NA	NA	NA	NA	NA	NA	NA	NA	NA	NA	NA	NA	NA	NA
Pyrene	100	0.32 D,J	0.46 D,J	ND	0.15 D,J	0.74 D,J	ND	ND	0.23 D,J	NA	NA	NA	NA	NA	NA	NA	NA	NA	NA	NA	NA	NA	NA
PCBs - mg/Kg																							
Aroclor 1248	0.1	ND	ND	ND	ND	ND	ND	ND	ND	NA	NA	NA	NA	NA	NA	NA	NA	NA	NA	NA	NA	NA	NA
Aroclor 1254	0.1	0.0062 J	ND	0.17 D	ND	ND	ND	ND	ND	NA	NA	NA	NA	NA	NA	NA	NA	NA	NA	NA	NA	NA	NA
Aroclor 1260	0.1	ND	ND	0.14 D	ND	ND	ND	ND	ND	NA	NA	NA	NA	NA	NA	NA	NA	NA	NA	NA	NA	NA	NA
Total Metals - mg/Kg																							
Aluminum	--	10200	7830	5840	17500	10000	2790	2110	8200	NA	NA	NA	NA	NA	NA	NA	NA	NA	NA	NA	NA	NA	NA
Arsenic	13	7.5	8.5	58.2	5	4.4	2.4	16.9	77.3	35.4	85.1	7.7	24.8	2.1	15	12.6	8.4	25.8	58.8	35.9	10.6	10.8	15
Barium	350	89.7	126	304	107	64	12	96.5	249	NA	NA	NA	NA	NA	NA	NA	NA	NA	NA	NA	NA	NA	NA
Beryllium	7.2	0.544	0.471	0.58	0.746	0.445	0.226	0.387	0.414	NA	NA	NA	NA	NA	NA	NA	NA	NA	NA	NA	NA	NA	NA
Cadmium	2.5	1.01	1.52	5.67	0.382	0.39	0.747	ND	2.71	NA	NA	NA	NA	NA	NA	NA	NA	NA	NA	NA	NA	NA	NA
Calcium	--	60600	33000	40600	5850	44000	199000	2250	19900	NA	NA	NA	NA	NA	NA	NA	NA	NA	NA	NA	NA	NA	NA
Chromium	30	240	59.8	301	21.3	84.9	3.93	4.09	793	NA	NA	NA	NA	NA	NA	NA	NA	NA	NA	NA	NA	NA	NA
Cobalt	--	13.1 J	7.44 J	25.2 J	9.65 J	7.92 J	2.24 J	0.619 J	38.6 J	NA	NA	NA	NA	NA	NA	NA	NA	NA	NA	NA	NA	NA	NA
Copper	50	36.1 J	42.5 J	379 J	22.2 J	22 J	6.2 J	232 J	142 J	NA	NA	NA	NA	NA	NA	NA	NA	NA	NA	NA	NA	NA	NA
Iron	--	18000	16400	60400 D	21500	15600	6720	7640	27900	NA	NA	NA	NA	NA	NA	NA	NA	NA	NA	NA	NA	NA	NA
Lead	63	17.9	34	113	9.9	38.4	144	2.6	234	NA	NA	NA	NA	NA	NA	NA	NA	NA	NA	NA	NA	NA	NA
Magnesium	--	27700	17300	21300	12300	16600	120000	280	27500	NA	NA	NA	NA	NA	NA	NA	NA	NA	NA	NA	NA	NA	NA
Manganese	1600	2010	2100	20400 D	569	719	461	63.8	52800 D	NA	NA	NA	NA	NA	NA	NA	NA	NA	NA	NA	NA	NA	NA
Nickel	30	277	28.1	151	25.3	19.8	4.95	64	180	NA	NA	NA	NA	NA	NA	NA	NA	NA	NA	NA	NA	NA	NA
Potassium	--	1720	1280	707	1580	1140	842	107	2020	NA	NA	NA	NA	NA	NA	NA	NA	NA	NA	NA	NA	NA	NA
Selenium	3.9	238	ND	ND	ND	ND	ND	ND	8.1	NA	NA	NA	NA	NA	NA	NA	NA	NA	NA	NA	NA	NA	NA
Silver	2	ND	ND	0.843	ND	ND	ND	ND	1.68	NA	NA	NA	NA	NA	NA	NA	NA	NA	NA	NA	NA	NA	NA
Sodium	--	ND	222	351	ND	ND	213	ND	599	NA	NA	NA	NA	NA	NA	NA	NA	NA	NA	NA	NA	NA	NA
Thallium	--	ND	ND	ND	ND	ND	ND	ND	ND	NA	NA	NA	NA	NA	NA	NA	NA	NA	NA	NA	NA	NA	NA
Vanadium	--	19.7	16.2	25.8	23.4	20.4	7.67	1.34	36.6	NA	NA	NA	NA	NA	NA	NA	NA	NA	NA	NA	NA	NA	NA
Zinc	109	526 J	670 J	2180 D,J	130 J	126 J	262 J	23.5 J	396 J	NA	NA	NA	NA	NA	NA	NA	NA	NA	NA	NA	NA	NA	NA
Mercury	0.18	ND	0.0316	0.0986	ND	0.0638	ND	ND	0.113	NA	NA	NA	NA	NA	NA	NA	NA	NA	NA	NA	NA	NA	NA

Notes:

1. Only those parameters detected at a minimum of one sample location are presented in this table; all other compounds were reported as non-detect.
2. Values per 6NYCRR Part 375 Soil Cleanup Objectives

Definitions:

ND = Parameter not detected above laboratory detection limit.
NA = Sample not analyzed for parameter.
"--" = No SCO available.
J = Estimated value; result is less than the sample quantitation limit but greater than zero.
B = Indicates a value greater than or equal to the instrument detection limit, but less than the quantitation limit.
D = Compounds were identified in an analysis at the secondary dilution factor.
I = Internal standard recovery was outside of method limits.
I = Internal standard recovery was outside of method limits.
I = Internal standard recovery was outside of method limits.
I = Internal standard recovery was outside of method limits.
ID4 = benzo(b)flouranthene coelutes with benzo(k)fluoranthene; the reported result is a summation of the isomers and the concentration is based on the response factor of benzo(b)fluoranthene.

= Result exceeds 6NYCRR Part 375 Industrial SCO.

BENCHMARK ENVIRONMENTAL ENGINEERING & SCIENCE, PLLC

TABLE 8d

Comparison of Subsurface Soil Analytical Data to Unrestricted SCOs

Remedial Investigation Test Pit Samples

3807 Highland Avenue Site

Niagara Falls, New York

PARAMETER[1]	Unrestricted SCOs[2]	*Remedial Investigation - Sample Locatons*																	
		TP-1 (0-3)	TP-2 (0-3)	TP-3 (0-1.5)	TP-4 (2.5-6)	TP-5 (0-3)	TP-7 (1-2)	TP-8 (1-2)	TP-10 (6-8)	TP-11 (0-2)	TP-12 (0-2)	TP-13 (0-2)	TP-13 (3)	TP-13N (0-2)	TP-13E (0-2)	TP-13S (0-2)	TP-13W (0-2)	TP-14 (2.5-3.5)	TP-15 (0-2)
		Oct 09	Oct 09	Oct 09	Oct 09	Oct 09	Oct 09	Oct 09	Oct 09	Oct 09	Oct 09	Oct 09	Oct 09	Oct 09	Oct 09	Oct 09	Oct 09	Oct 09	Oct 09
Volatile Organic Compounds (VOCs) - mg/Kg																			
1,2,4-Trimethylbenzene	3.6	NA	NA	ND	ND	NA	0.0016 J	NA	ND	NA	NA	NA	NA	NA	NA	NA	NA	NA	NA
2-Butanone (MEK)	0.12	NA	NA	ND	ND	NA	ND	NA	ND	NA	NA	NA	NA	NA	NA	NA	NA	NA	NA
Acetone	0.05	NA	NA	ND	0.033	NA	0.027 J	NA	0.013 J	NA	NA	NA	NA	NA	NA	NA	NA	NA	NA
Benzene	0.06	NA	NA	ND	ND	NA	ND	NA	ND	NA	NA	NA	NA	NA	NA	NA	NA	NA	NA
Carbon disulfide	--	NA	NA	ND	ND	NA	0.0017 J	NA	ND	NA	NA	NA	NA	NA	NA	NA	NA	NA	NA
Cyclohexane	--	NA	NA	ND	ND	NA	0.0016 J	NA	ND	NA	NA	NA	NA	NA	NA	NA	NA	NA	NA
Ethylbenzene	1	NA	NA	ND	ND	NA	ND	NA	0.0019 J	NA	NA	NA	NA	NA	NA	NA	NA	NA	NA
Isopropylbenzene (Cumene)	--	NA	NA	ND	ND	NA	ND	NA	0.0018 J	NA	NA	NA	NA	NA	NA	NA	NA	NA	NA
Methylene chloride	0.05	NA	NA	ND	ND	NA	0.0022 J	NA	0.0028 J	NA	NA	NA	NA	NA	NA	NA	NA	NA	NA
n-Propylbenzene	3.9	NA	NA	ND	ND	NA	ND	NA	0.0014 J	NA	NA	NA	NA	NA	NA	NA	NA	NA	NA
p-Cymene (p-isopropyltoluene)	--	NA	NA	ND	ND	NA	ND	NA	0.0015 J	NA	NA	NA	NA	NA	NA	NA	NA	NA	NA
sec-Butylbenzene	11	NA	NA	ND	ND	NA	ND	NA	0.0017 J	NA	NA	NA	NA	NA	NA	NA	NA	NA	NA
Toluene	0.7	NA	NA	ND	ND	NA	ND	NA	ND	NA	NA	NA	NA	NA	NA	NA	NA	NA	NA
Semi-Volatile Organic Compounds (SVOCs) - mg/Kg																			
2-Methylnaphthalene	--	0.086 D,J	ND	ND	0.038 D,J	ND	0.19	ND	ND	0.28 D,J	ND	0.078 D,J	NA	NA	NA	NA	NA	ND	ND
Acenaphthene	20	ND	1.6 D,J	ND	ND	ND	0.13 J	ND	ND	0.37 D,J	ND	ND	NA	NA	NA	NA	NA	ND	ND
Acenaphthylene	100	0.17 D,J	ND	ND	ND	ND	ND	ND	ND	ND	ND	ND	NA	NA	NA	NA	NA	ND	ND
Anthracene	100	0.12 D,J,B	1.2 D,J,B	ND	ND	ND	0.16 J	ND	ND	0.83 D,J	0.055 D,J	ND	NA	NA	NA	NA	NA	ND	0.084 J
Benzo(a)anthracene	1	0.47 D,J,B	6.3 D, B	0.36 D,J,B	0.29 D,J,B	0.36 D,J	0.59	0.75 D,J	ND	2.4 D	0.28 D,J	0.28 D,J	NA	NA	NA	NA	NA	0.64 D,J	0.46 J
Benzo(a)pyrene	1	0.53 D,J,B	7.6 D, B	0.39 D,J,B	0.32 D,J,B	0.32 D,J	0.43	ND	ND	2.4 D	0.44 D,J	0.28 D,J	NA	NA	NA	NA	NA	ND	0.54 J
Benzo(b)fluoranthene	1	0.7 D,J,B	8.5 D, B	0.46 D,J,B	0.36 D,J,B	0.38 D,J	0.65	ND	ND	3 D	0.55 D,J	0.34 D,J	NA	NA	NA	NA	NA	ND	0.61 J
Benzo(ghi)perylene	100	0.56 D,J	5.3 D	0.4 D,J	0.36 D,J	0.39 D,J	0.44	1.2 D,J	ND	1.3 D,J	0.37 D,J	0.23 D,J	NA	NA	NA	NA	NA	ND	0.39 J
Benzo(k)fluoranthene	0.8	0.38 D,J,B	3.9 D,J,B	0.21 D,J,B	0.2 D,J,B	0.2 D,J	0.22	ND	ND	1.2 D,J	0.17 D,J	0.12 D,J	NA	NA	NA	NA	NA	ND	0.22 J
Biphenyl	--	ND	ND	ND	ND	ND	0.036 J	ND	ND	ND	ND	ND	NA	NA	NA	NA	NA	ND	ND
Carbazole	--	ND	0.62 D,J,B	ND	ND	ND	0.11 J	ND	ND	0.44 D,J	ND	ND	NA	NA	NA	NA	NA	ND	ND
Chrysene	1	0.51 D,J,B	6 D, B	0.31 D,J,B	0.26 D,J,B	0.33 D,J	0.73	0.8 D,J	ND	2.5 D	0.36 D,J	0.27 D,J	NA	NA	NA	NA	NA	ND	0.44 J
Dibenzo(a,h)anthracene	0.33	0.17 D,J	1.2 D,J	0.11 D,J	0.086 D,J	ND	0.095 J	ND	ND	0.4 D,J	0.097 D,J	ND	NA	NA	NA	NA	NA	ND	ND
Dibenzofuran	--	0.043 D,J	0.3 D,J	ND	ND	ND	0.07 J	ND	ND	0.25 D,J	ND	0.054 D,J	NA	NA	NA	NA	NA	ND	ND
Fluoranthene	100	0.67 D,J,B	9.3 D, B	0.5 D,J,B	0.38 D,J,B	0.47 D,J	1.2	ND	ND	3.9 D	0.47 D,J	0.41 D,J	NA	NA	NA	NA	NA	0.53 D,J	0.67 J
Fluorene	30	ND	0.51 D,J	ND	ND	ND	0.084 J	ND	ND	0.42 D,J	ND	ND	NA	NA	NA	NA	NA	ND	ND
Indeno(1,2,3-cd)pyrene	0.5	0.46 D,J,B	5 D, B	0.3 D,J,B	0.28 D,J,B	0.28 D,J	ND	0.73 D,J	ND	1.3 D,J	0.3 D,J	0.18 D,J	NA	NA	NA	NA	NA	ND	0.35 J
Naphthalene	12	ND	0.48 D,J	ND	ND	ND	0.078 J	ND	ND	0.39 D,J	ND	ND	NA	NA	NA	NA	NA	ND	0.14 J
Phenanthrene	100	0.33 D,J,B	4.8 D, B	0.36 D,J,B	0.24 D,J,B	0.3 D,J	0.95	0.48 D,J	ND	2.9 D	0.28 D,J	0.38 D,J	NA	NA	NA	NA	NA	ND	0.35 J
Pyrene	100	0.61 D,J,B	8.4 D, B	0.53 D,J,B	0.37 D,J,B	0.43 D,J	1	ND	ND	3.4 D	0.43 D,J	0.42 D,J	NA	NA	NA	NA	NA	ND	0.59 J
PCBs - mg/Kg																			
Aroclor 1242	0.1	ND	NA	NA	NA	NA	NA	NA	NA	NA	NA	NA	NA	NA	NA	NA	NA	NA	NA
Aroclor 1254	0.1	0.088 J	NA	NA	NA	NA	NA	NA	NA	NA	NA	NA	NA	NA	NA	NA	NA	NA	NA
Aroclor 1260	0.1	0.043 J	NA	NA	NA	NA	NA	NA	NA	NA	NA	NA	NA	NA	NA	NA	NA	NA	NA
Pesticides/Herbicides - mg/Kg																			
Alpha BHC	0.02	ND	NA	NA	NA	NA	NA	NA	NA	NA	NA	NA	NA	NA	NA	NA	NA	NA	NA
Delta BHC	0.04	ND	NA	NA	NA	NA	NA	NA	NA	NA	NA	NA	NA	NA	NA	NA	NA	NA	NA
Endrin	0.014	0.0036 D,N,J	NA	NA	NA	NA	NA	NA	NA	NA	NA	NA	NA	NA	NA	NA	NA	NA	NA
Gamma BHC	--	ND	NA	NA	NA	NA	NA	NA	NA	NA	NA	NA	NA	NA	NA	NA	NA	NA	NA
Methoxychlor	--	ND	NA	NA	NA	NA	NA	NA	NA	NA	NA	NA	NA	NA	NA	NA	NA	NA	NA
Total Metals - mg/Kg																			
Aluminum	--	2720	9050	9570	2910	3120	8480	1080	9910 J	5420 J	16000 J	3510 J	NA	NA	NA	NA	NA	7620	19800 J
Arsenic	13	105 J	8.2 J	6.9 J	5.5 J	7.3	9.4	7.8	3	9.1	8.5	5.4	NA	NA	NA	NA	NA	9.1	7.2
Barium	350	197 J	277 J	710 J	32.4 J	191	242	65	69.4 J	125 J	87.6 J	59 J	NA	NA	NA	NA	NA	85.7	178 J
Beryllium	7.2	0.383	0.556	0.62	ND	0.315	1.23	0.224	0.466	0.329	0.653	ND	NA	NA	NA	NA	NA	0.509	0.614
Cadmium	2.5	0.606	0.509	1	1.37	0.518	0.285	0.242	ND	5.61	3.26	0.518	NA	NA	NA	NA	NA	ND	0.489
Calcium	--	10800	21400	24200	16500	8260	47500	36800	46100	16400	27100	18300	NA	NA	NA	NA	NA	8030	14600
Chromium	30	502 J	409 J	173 J	1060 J	443 J	240 J	140 J	15.1	3790	325	29600 D	20.6 J	14100 J	174 J	241 J	3670 J	126 J	1070 J
Chromium (Hexavalent)	1	NA	NA	NA	NA	NA	NA	NA	NA	NA	NA	1.5	NA	NA	NA	NA	NA	NA	NA
Cobalt	--	32.6	51.6	9.99	57	5.57	28.4	7.46	10.9	226	22	118	NA	NA	NA	NA	NA	13.3	28.3
Copper	50	150	53	131	462	81.1	124	46.4	13.8 J	309 J	82.7 J	170 J	NA	NA	NA	NA	NA	143	160 J
Iron	--	35400	30700	25400	21800	12400	25300	7800	18400	75000 D	16100	228000 D	NA	NA	NA	NA	NA	98900 D	21100
Lead	63	88.1	34.9	166	69	74.6	52.6	23	4.5	119	167	51.7	NA	NA	NA	NA	NA	67.1	48.5
Magnesium	--	4310	13600	7130	8620	9370	17400	18800	8410 J	7130 J	28000 J	5740 J	NA	NA	NA	NA	NA	4320	42800 J
Manganese	1600	29600 D	8790 D	9390 D	989 B	3880 D	1370	2470 D	680	2010	1000	1060	NA	NA	NA	NA	NA	1930	3510 D
Nickel	30	323 J	1440 J	77 J	2310 J	54.2 J	497 J	111 J	23.1	1890	231	9680 D	NA	NA	NA	NA	NA	312 J	1330 J
Potassium	--	606	1340	1240	337	428	1660	241	1530 J	590 J	1770 J	436 J	NA	NA	NA	NA	NA	901	934 J
Silver	2	0.798	ND	1.13	ND	ND	ND	ND	ND	0.754	ND	ND	NA	NA	NA	NA	NA	ND	ND
Sodium	--	ND	371	ND	ND	ND	343	ND	ND	ND	230	ND	NA	NA	NA	NA	NA	415	ND
Thallium	--	ND	ND	ND	ND	ND	ND	ND	ND	7.3	ND	ND	NA	NA	NA	NA	NA	9.9	ND
Vanadium	--	50.3 J	28.6 J	19.9 J	56.5 J	9.36 J	24.2 J	5.78 J	19.1 J	223 J	20.7 J	107 J	NA	NA	NA	NA	NA	17.7 J	27.3 J
Zinc	109	132	600	296	149	545 J	316 J	406 J	46.1 J	360 J	351 J	164 J	NA	NA	NA	NA	NA	189 J	130 J
Mercury	0.18	0.105	0.0435	1.59 D	0.0426	0.0641	0.0261	0.0488	ND	0.169	0.0463 J	ND	NA	NA	NA	NA	NA	0.0828	0.04 J

BENCHMARK ENVIRONMENTAL ENGINEERING & SCIENCE, PLLC

TABLE 8d

Comparison of Subsurface Soil Analytical Data to Unrestricted SCOs

Remedial Investigation Test Pit Samples

3807 Highland Avenue Site

Niagara Falls, New York

PARAMETER[1]	Unrestricted SCOs[2]	TP-16 (0-2)	TP-16 (1.5)	TP-16N (0-1)	TP-16S (0-1)	TP-16W (0-1)	TP-16E (0-1)	TP-17 (0-2)	TP-18 (0-2)	TP-20 (0-2)	TP-21 (0-2)	TP-22 (0-2)	TP-23 (0-2)	TP-24 (0-3)	TP-25 (3-5)	TP-26 (5-7)	TP-27 (4-6)	TP-28 (4-6)	TP-29 (0-2)
		Oct 09	Oct 09	Oct 09	Oct 09	Oct 09	Oct 09	Oct 09	Oct 09	Oct 09	Oct 09	Oct 09	Oct 09	Oct 09	Oct 09	Oct 09	Oct 09	Oct 09	Oct 09
Volatile Organic Compounds (VOCs) - mg/Kg																			
1,2,4-Trimethylbenzene	3.6	NA	NA	NA	NA	NA	NA	NA	NA	NA	NA	0.0013 J	NA	NA	NA	NA	NA	NA	NA
2-Butanone (MEK)	0.12	NA	NA	NA	NA	NA	NA	NA	NA	NA	NA	0.0053 J	NA	NA	NA	NA	NA	NA	NA
Acetone	0.05	NA	NA	NA	NA	NA	NA	NA	NA	NA	NA	0.082	NA	NA	NA	NA	NA	NA	NA
Benzene	0.06	NA	NA	NA	NA	NA	NA	NA	NA	NA	NA	0.0013 J	NA	NA	NA	NA	NA	NA	NA
Carbon disulfide	--	NA	NA	NA	NA	NA	NA	NA	NA	NA	NA	0.0016 J	NA	NA	NA	NA	NA	NA	NA
Cyclohexane	--	NA	NA	NA	NA	NA	NA	NA	NA	NA	NA	ND	NA	NA	NA	NA	NA	NA	NA
Ethylbenzene	1	NA	NA	NA	NA	NA	NA	NA	NA	NA	NA	0.0011 J	NA	NA	NA	NA	NA	NA	NA
Isopropylbenzene (Cumene)	--	NA	NA	NA	NA	NA	NA	NA	NA	NA	NA	ND	NA	NA	NA	NA	NA	NA	NA
Methylene chloride	0.05	NA	NA	NA	NA	NA	NA	NA	NA	NA	NA	ND	NA	NA	NA	NA	NA	NA	NA
n-Propylbenzene	3.9	NA	NA	NA	NA	NA	NA	NA	NA	NA	NA	ND	NA	NA	NA	NA	NA	NA	NA
p-Cymene (p-isopropyltoluene)	--	NA	NA	NA	NA	NA	NA	NA	NA	NA	NA	ND	NA	NA	NA	NA	NA	NA	NA
sec-Butylbenzene	11	NA	NA	NA	NA	NA	NA	NA	NA	NA	NA	ND	NA	NA	NA	NA	NA	NA	NA
Toluene	0.7	NA	NA	NA	NA	NA	NA	NA	NA	NA	NA	0.0022 J	NA	NA	NA	NA	NA	NA	NA
Semi-Volatile Organic Compounds (SVOCs) - mg/Kg																			
2-Methylnaphthalene	--	ND	NA	NA	NA	NA	NA	ND	ND	ND	0.077 D,J	ND	0.16 D,J	ND	ND	0.16 D,J	ND	0.25 D,J	0.14 D,J
Acenaphthene	20	ND	NA	NA	NA	NA	NA	0.17 D,J	ND	ND	0.063 D,J	ND	0.43 D	ND	ND	0.35 D,J	ND	0.18 D,J	ND
Acenaphthylene	100	ND	NA	NA	NA	NA	NA	ND	ND	ND	ND	ND	ND	ND	ND	ND	ND	ND	ND
Anthracene	100	ND	NA	NA	NA	NA	NA	0.31 D,J	0.057 D,J	ND	0.13 D,J	ND	0.79 D,J	ND	ND	ND	ND	0.51 D,J	ND
Benzo(a)anthracene	1	0.55 D,J	NA	NA	NA	NA	NA	1.2 D,J	0.27 D,J	0.77 D,J	0.45 D,J	0.18 D,J	3.1 D	0.54 D,J	0.68 D,J	1.9 D,J	0.19 D,J	1.4 D,J	0.49 D,J
Benzo(a)pyrene	1	ND	NA	NA	NA	NA	NA	1.5 D,J	0.3 D,J	0.84 D,J	0.47 D,J	ND	4.3 D	0.61 D,J	0.9 D,J	2.8 D	0.21 D,J	1.7 D,J	0.55 D,J
Benzo(b)fluoranthene	1	ND	NA	NA	NA	NA	NA	1.5 D,J	0.32 D,J	1 D,J	0.58 D,J	ND	4.7 D	0.55 D,J	1 D,J	3 D	0.32 D,J	2 D	0.78 D,J
Benzo(ghi)perylene	100	ND	NA	NA	NA	NA	NA	1.5 D,J	0.29 D,J	0.62 D,J	0.31 D,J	ND	3.6 D	ND	0.76 D,J	2.1 D,J	0.17 D,J	1.4 D,J	0.51 D,J
Benzo(k)fluoranthene	0.8	ND	NA	NA	NA	NA	NA	0.82 D,J	0.19 D,J	0.41 D,J	0.2 D,J	ND	1.8 D,J	0.47 D,J	0.37 D,J	1.2 D,J	0.11 D,J	0.74 D,J	0.27 D,J
Biphenyl	--	ND	NA	NA	NA	NA	NA	ND	ND	ND	ND	ND	ND	ND	ND	ND	ND	ND	ND
Carbazole	--	ND	NA	NA	NA	NA	NA	0.21 D,J	ND	ND	ND	ND	0.49 D,J	ND	ND	0.25 D,J	ND	0.23 D,J	ND
Chrysene	1	ND	NA	NA	NA	NA	NA	1.3 D,J	0.31 D,J	0.98 D,J	0.52 D,J	0.12 D,J	3.3 D	0.57 D,J	0.7 D,J	2.1 D,J	0.24 D,J	1.5 D,J	0.55 D,J
Dibenzo(a,h)anthracene	0.33	ND	NA	NA	NA	NA	NA	ND	ND	ND	ND	ND	0.84 D,J	ND	ND	0.52 D,J	ND	0.38 D,J	ND
Dibenzofuran	--	ND	NA	NA	NA	NA	NA	ND	ND	ND	ND	ND	0.28 D,J	ND	ND	ND	ND	0.21 D,J	ND
Fluoranthene	100	0.7 D,J	NA	NA	NA	NA	NA	2.1 D,J	0.38 D,J	1.2 D,J	1.2 D	0.094 D,J	5.9 D	0.83 D,J	1.1 D,J	3.3 D	0.28 D,J	2.6 D	0.81 D,J
Fluorene	30	ND	NA	NA	NA	NA	NA	ND	ND	ND	ND	ND	0.41 D,J	ND	ND	0.23 D,J	ND	0.27 D,J	ND
Indeno(1,2,3-cd)pyrene	0.5	ND	NA	NA	NA	NA	NA	1.1 D,J	0.18 D,J	ND	0.26 D,J	ND	3.1 D	0.28 D,J	0.6 D,J	1.8 D,J	0.14 D,J	1.2 D,J	0.41 D,J
Naphthalene	12	ND	NA	NA	NA	NA	NA	ND	ND	ND	ND	ND	ND	ND	ND	ND	ND	0.31 D,J	ND
Phenanthrene	100	0.53 D,J	NA	NA	NA	NA	NA	1.5 D,J	0.21 D,J	0.51 D,J	0.74 D,J	0.15 D,J	4.1 D	0.51 D,J	0.72 D,J	1.7 D,J	0.21 D,J	2.1 D	0.6 D,J
Pyrene	100	ND	NA	NA	NA	NA	NA	1.7 D,J	0.4 D,J	1.4 D,J	0.94 D	0.15 D,J	4.7 D	0.76 D,J	0.93 D,J	2.8 D	0.22 D,J	2 D	0.68 D,J
PCBs - mg/Kg																			
Aroclor 1242	0.1	0.11 C, J	NA	NA	NA	NA	NA	NA	NA	NA	NA	NA	NA	ND	NA	NA	NA	NA	NA
Aroclor 1254	0.1	0.048 C	NA	NA	NA	NA	NA	NA	NA	NA	NA	NA	NA	0.027 C	NA	NA	NA	NA	NA
Aroclor 1260	0.1	0.071 C, J	NA	NA	NA	NA	NA	NA	NA	NA	NA	NA	NA	0.027 C	NA	NA	NA	NA	NA
Pesticides/Herbicides - mg/Kg																			
Alpha BHC	0.02	0.011 D,J	NA	NA	NA	NA	NA	NA	NA	NA	NA	NA	NA	NA	NA	NA	NA	NA	NA
Delta BHC	0.04	0.0098 D,J	NA	NA	NA	NA	NA	NA	NA	NA	NA	NA	NA	NA	NA	NA	NA	NA	NA
Endrin	0.014	0.0082 D,J	NA	NA	NA	NA	NA	NA	NA	NA	NA	NA	NA	NA	NA	NA	NA	NA	NA
Gamma BHC	--	0.012 D,J	NA	NA	NA	NA	NA	NA	NA	NA	NA	NA	NA	NA	NA	NA	NA	NA	NA
Methoxychlor	--	0.013 D,J	NA	NA	NA	NA	NA	NA	NA	NA	NA	NA	NA	NA	NA	NA	NA	NA	NA
Total Metals - mg/Kg																			
Aluminum	--	3810 D	NA	NA	NA	NA	NA	7830	1790	1010	1270 J	1130	9940	5270	11500	6240	7250	9910	6290
Arsenic	13	24.3 D	4.4	14.1 D	9.2	9.8	9.4	5.3	9.9	3.3	4.2	20.9 J	7.5	8.8	14.5	17	7.5	13.3	16.1
Barium	350	91.3 D	NA	NA	NA	NA	NA	42.7	216	22.2	28.9 J	18.2 J	109	94.7	95.2	51.9	52.8	128	88.9
Beryllium	7.2	ND	NA	NA	NA	NA	NA	0.473	0.267	ND	ND	ND	0.579	0.349	0.573	0.392	0.349	1.27	0.425
Cadmium	2.5	ND	NA	NA	NA	NA	NA	0.636	0.838	0.439	ND	0.851	0.756	1.26	1.47	1.24	0.731	0.84	0.559
Calcium	--	35700 D	NA	NA	NA	NA	NA	101000 D	7650	37600	13100	4590	36600	60600 D	8450	15300	26200	21100	19000
Chromium	30	23300 D	23.1	23900 D	1190	462	527	51.3	714	57.8	432	446 J	103	3800	182	1050	565	407	336
Chromium (Hexavalent)	1	1.4	NA	NA	NA	NA	NA	NA	NA	NA	NA	NA	NA	NA	NA	NA	NA	NA	NA
Cobalt	--	429 D	NA	NA	NA	NA	NA	7.15	28.7	3.31	20.6	18.4 J	11.9	90.7	17.2	9.77	5.35	8.46	15.6
Copper	50	614 D	NA	NA	NA	NA	NA	26.7	293	44.4	80.2 J	561 J	76.5	183	57.5	103	84.2	105	207
Iron	--	164000 D	NA	NA	NA	NA	NA	15800	108000 D	23500	41100	243000 D,J	20400	39200	20000	27700	23200	23700	81500
Lead	63	177 D	NA	NA	NA	NA	NA	79.1	117	35.1	54.6	160	129	95.2	156	892	454	415	481
Magnesium	--	14400 D	NA	NA	NA	NA	NA	59300 D	4090	20300	5830 J	1550	14600	28400	9530	21900	25800	14600	11900
Manganese	1600	3980 D	NA	NA	NA	NA	NA	640	3200 D	503	669	1820 J	1130	1860	758	1030	1120	1280	1620
Nickel	30	16900 D	28.1	17300 D	1100	2460	800	41.8	542	44	394	176	114	2730 D	218	492	101	116	193
Potassium	--	772 D	NA	NA	NA	NA	NA	1060	184	256	207 J	228	1400	799	1640	2720	770	1690	1030
Silver	2	ND	NA	NA	NA	NA	NA	ND	ND	ND	ND	ND	ND	ND	ND	ND	ND	ND	ND
Sodium	--	ND	NA	NA	NA	NA	NA	542	ND	ND	ND	ND	522	211	ND	358	ND	199	ND
Thallium	--	ND	NA	NA	NA	NA	NA	ND	ND	ND	ND	ND	ND	ND	ND	ND	ND	ND	8.4
Vanadium	--	250 D	NA	NA	NA	NA	NA	21.5	27.7	5.11	14.1 J	19.6 J	30.7	54.9	33.7	615	9.48	13.2	21.7
Zinc	109	450 D	NA	NA	NA	NA	NA	326	226	99.3	132 J	46.2 J	251	288	284	615	362	338	330
Mercury	0.18	0.0442	NA	NA	NA	NA	NA	0.0504	0.0368	ND	ND	0.0281	0.14	0.0499	0.0834	0.0474	ND	0.0551	0.0636

Notes:

1. Only those parameters detected at a minimum of one sample location are presented in this table; all other compounds were reported as non-detect.
2. Values per NYSDEC Part 375 Soil Cleanup Objectives (December 2006)

Definitions:

ND = Parameter not detected above laboratory detection limit.
NA = Sample not analyzed for parameter.
"--" = No SCO available.
J = Estimated value; result is less than the sample quantitation limit but greater than zero.
B = Indicates a value greater than or equal to the instrument detection limit, but less than the quantitation limit.
C = Calibration verification recovery was below the method control limit.
D = Compounds were identified in an analyisis at the secondary dilution factor.
= Result exceeds 6NYCRR Part 375 Unrestricted SCOs.

FIGURES

FIGURE 1

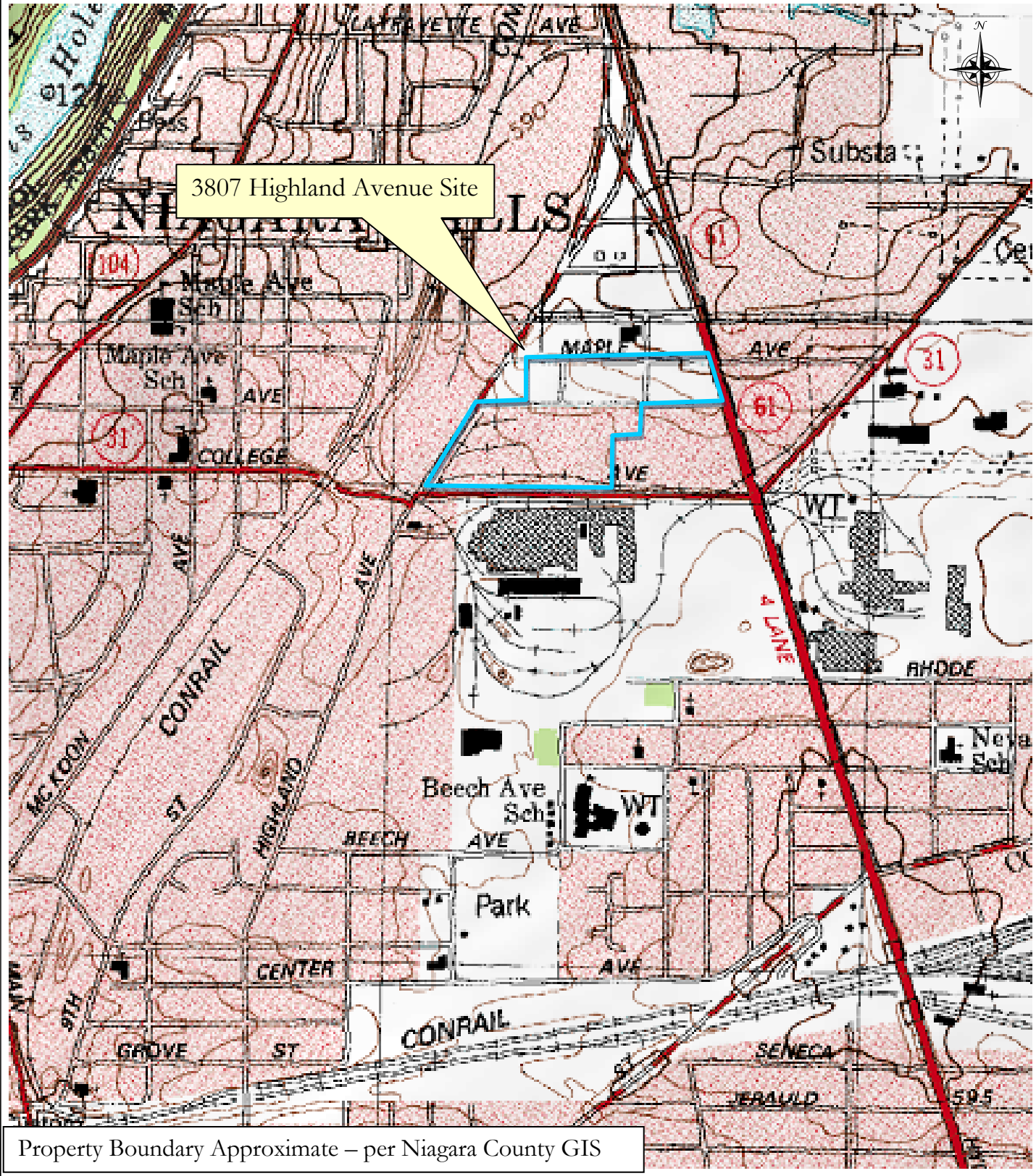

BENCHMARK
ENVIRONMENTAL ENGINEERING & SCIENCE, PLLC
2558 HAMBURG TURNPIKE
SUITE 300
BUFFALO, NY 14218
(716) 856-0599

PROJECT NO.: 0170-001-103

DATE: JANUARY 2010

DRAFTED BY: NTM

SITE LOCATION AND VICINITY MAP

RI / AAR / IRM REPORT

3807 HIGHLAND AVENUE

NIAGARA FALLS, NEW YORK

PREPARED FOR

GLOBE METALLURGICAL, INC & SOLSIL, INC.

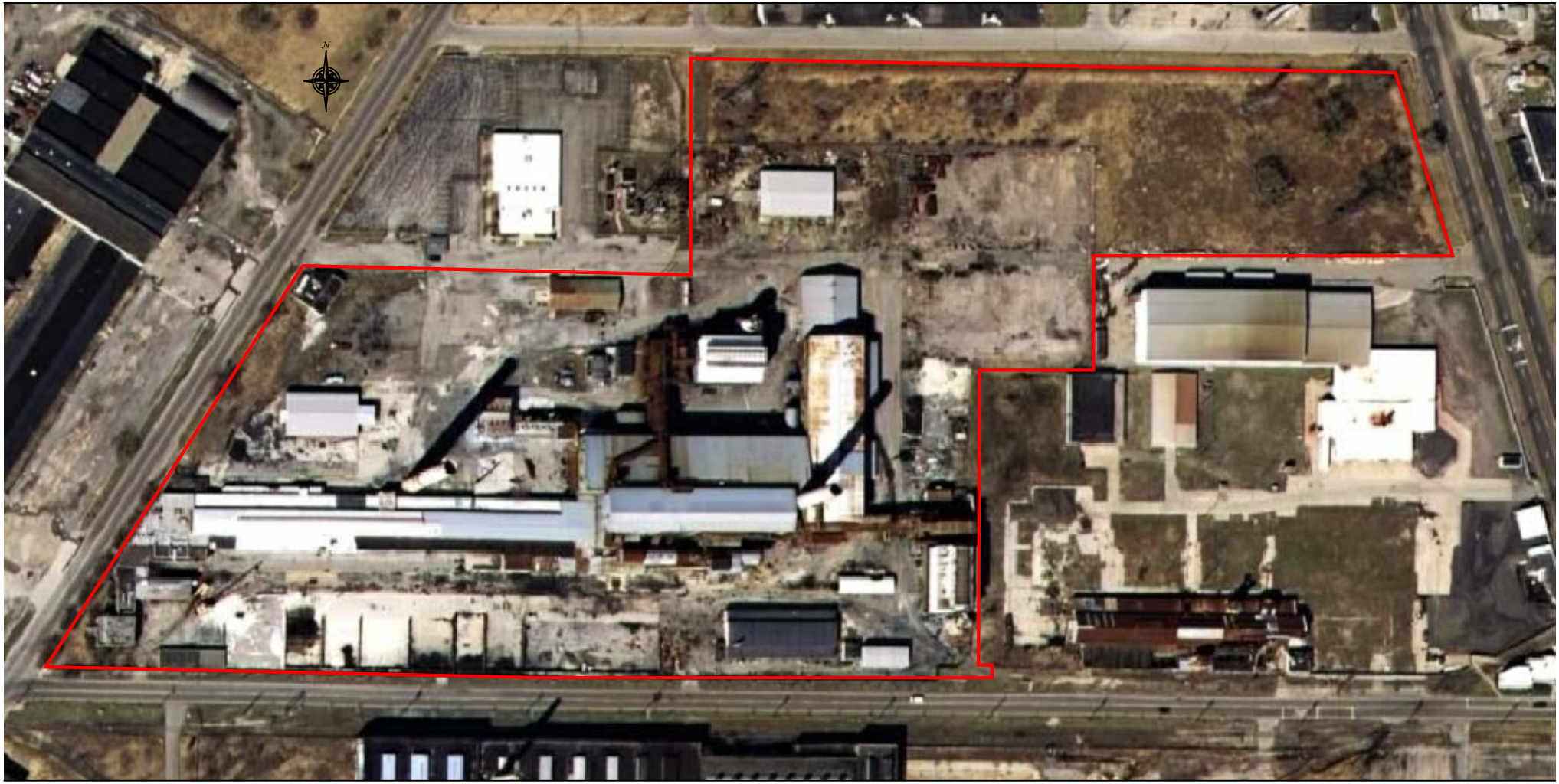

BCP PROPERTY BOUNDARY

NOT TO SCALE

SITE PLAN (AERIAL)

3807 HIGHLAND AVENUE SITE

NIAGARA FALLS, NEW YORK

PREPARED FOR

GLOBE METALLURGICAL, INC. & SOLSIL, INC.

FIGURE 2

BENCHMARK ENVIRONMENTAL ENGINEERING & SCIENCE, PLLC

2558 HAMBURG TURNPIKE
SUITE 300
BUFFALO, NY 14218
(716) 856-0599

PROJECT NO.: 0170-001-300

DATE: MARCH 2010

DRAFTED BY: NTM

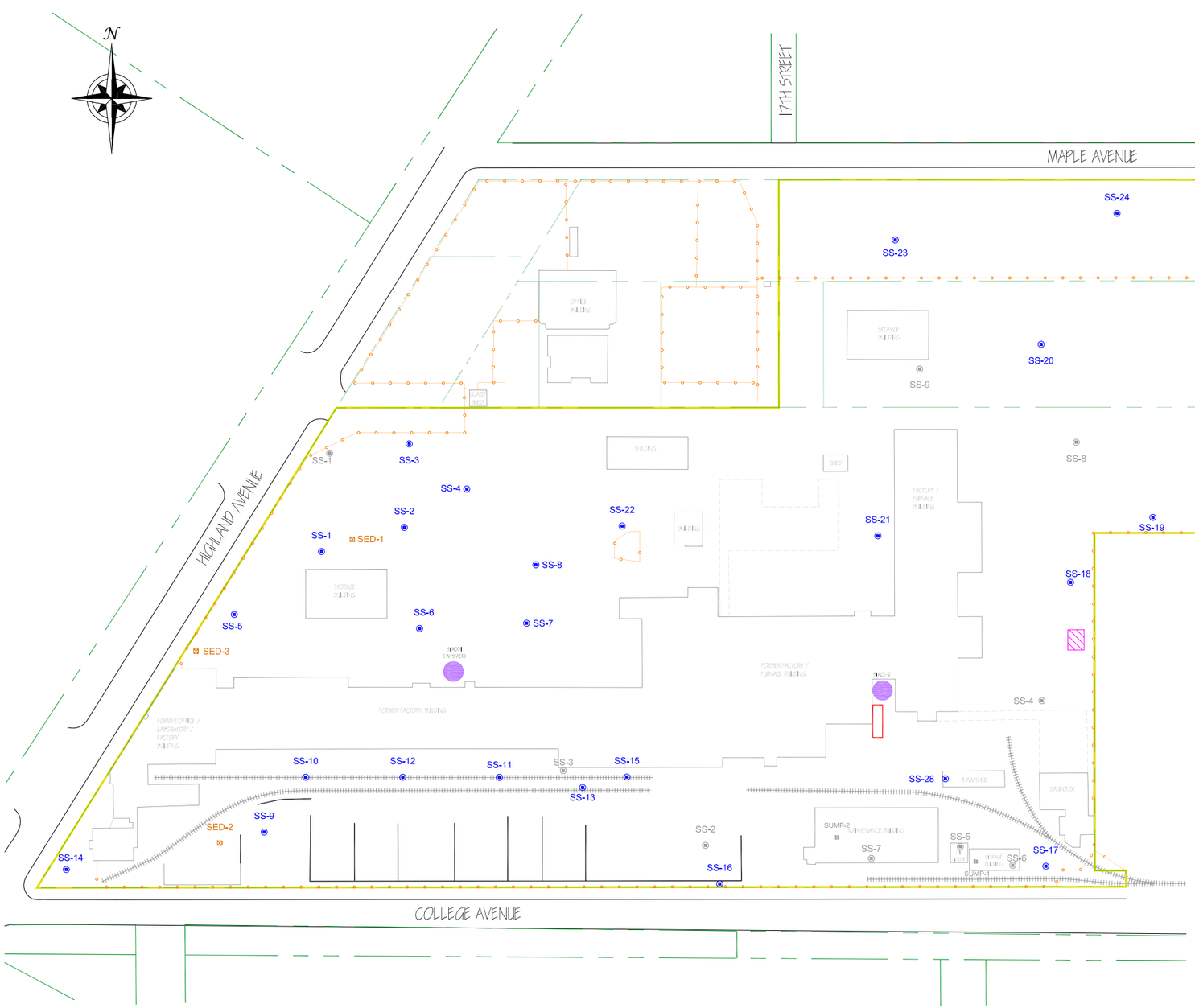

150' 0' 150' 300'

LEGEND:

- PARCEL BOUNDARY
- BCP BOUNDARY
- EXISTING BUILDINGS / STRUCTURES
- FENCE
- RAIL ROAD TRACKS (Inactive)
- ABOVEGROUND STORAGE TANK (AST)
- ELECTRICAL SUBSTATION
- STACKS
- SS-12 APPROXIMATE SURFACE SOIL SAMPLE LOCATION
- SED-3 SEDIMENT SAMPLE LOCATION
- SS-5 HISTORIC SURFACE SOIL SAMPLE LOCATION
- SUMP-2 HISTORIC SEDIMENT SAMPLE LOCATION

DATE: FEBRUARY 2010
DRAFTED BY: NTM

BENCHMARK ENVIRONMENTAL ENGINEERING & SCIENCE, PLLC
2558 HAMBURG TURNPIKE
SUITE 300
BUFFALO, NY 14218
(716) 856-0599

JOB NO.: 0170-001-103

SURFACE SOIL AND SEDIMENT SAMPLING LOCATIONS

RI / AAR / IRM

3807 HIGHLAND AVENUE SITE

NIAGARA FALLS, NEW YORK

PREPARED FOR

GLOBE METALLURGICAL, INC. & SOLSIL, INC.

FIGURE 3

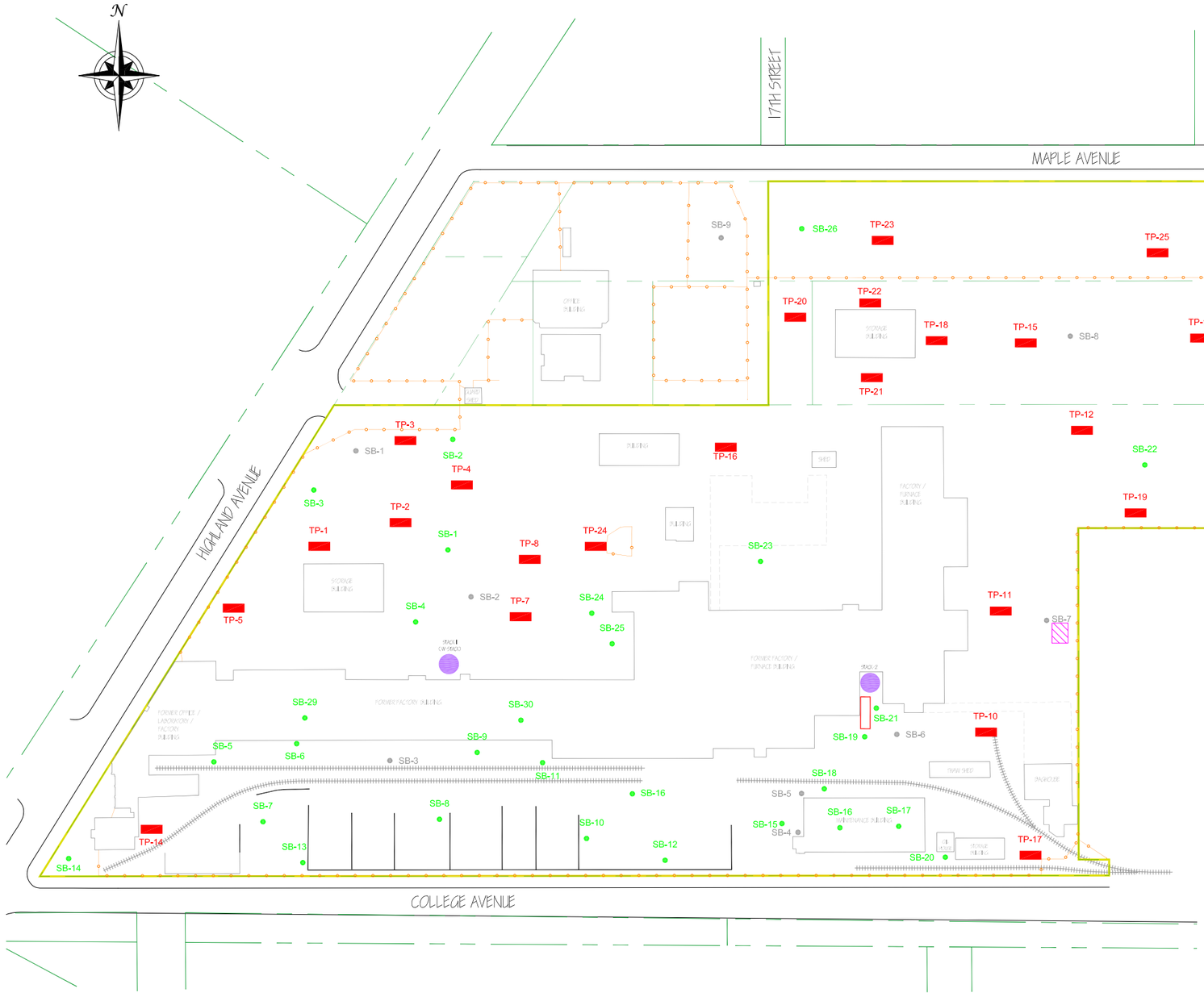

SCALE: 1 INCH = 150 FEET
SCALE IN FEET
(approximate)

LEGEND:

- PARCEL BOUNDARY
- GLOBE BCP BOUNDARY
- EXISTING BUILDINGS / STRUCTURES
- FENCE
- RAIL ROAD TRACKS (Inactive)
- ABOVEGROUND STORAGE TANK (AST)
- ELECTRICAL SUBSTATION
- STACKS
- TP-17 APPROXIMATE TEST PIT LOCATIONS
- SB-30 APPROXIMATE SOIL BORING LOCATION
- SB-1 HISTORIC SOIL BORING LOCATION

DATE: FEBRUARY 2010
DRAFTED BY: NTM

BENCHMARK
ENVIRONMENTAL ENGINEERING & SCIENCE, PLLC
2558 HAMBURG TURNPIKE
SUITE 300
BUFFALO, NY 14218
(716) 856-0599

JOB NO.: 0170-001-103

SUB-SURFACE SOIL SAMPLING LOCATIONS

RI / AAR / IRM

3807 HIGHLAND AVENUE SITE

NIAGARA FALLS, NEW YORK

PREPARED FOR

GLOBE METALLURGICAL, INC. & SOLSIL, INC.

FIGURE 4

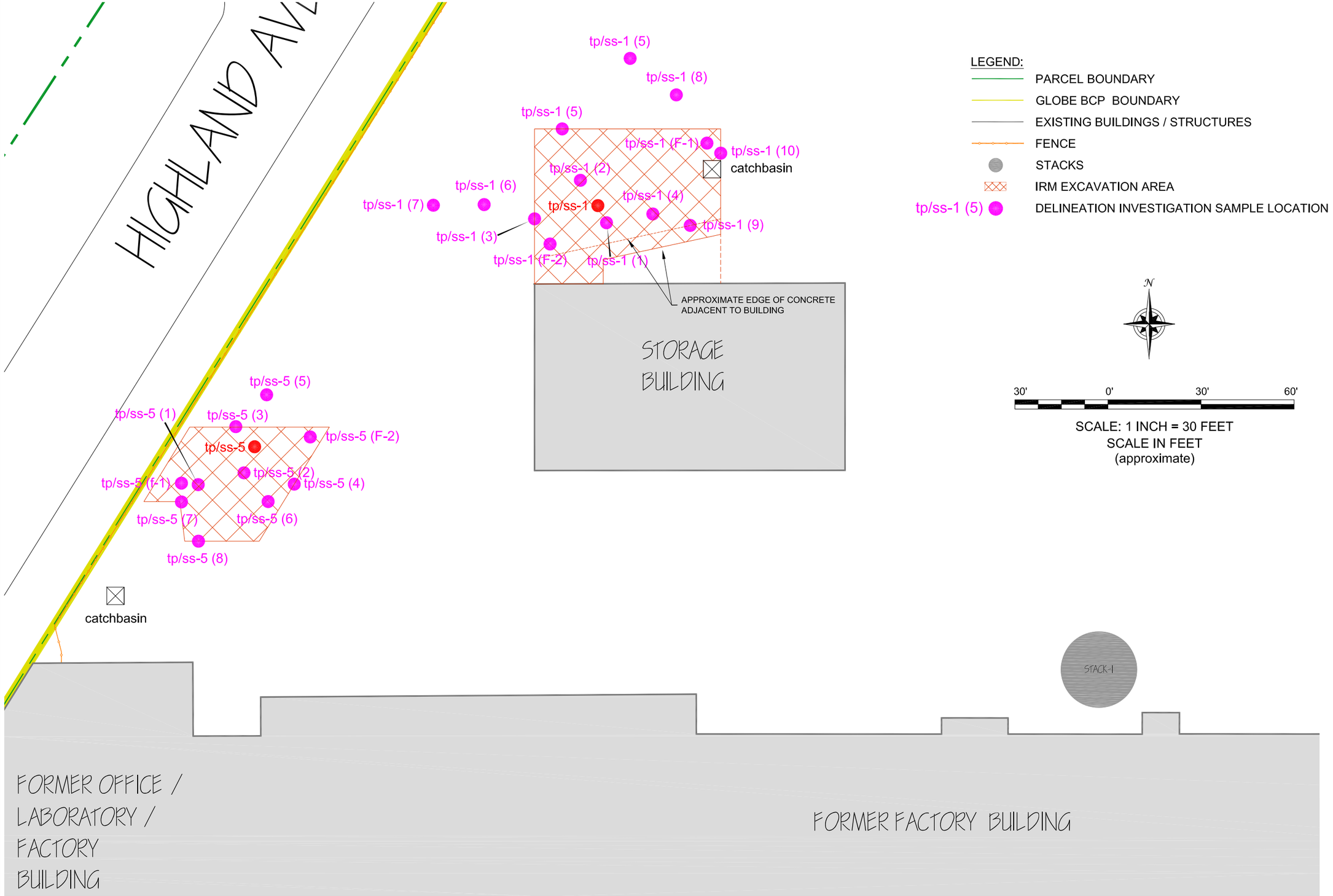

LEGEND:

- PARCEL BOUNDARY
- GLOBE BCP BOUNDARY
- EXISTING BUILDINGS / STRUCTURES
- FENCE
- STACKS
- IRM EXCAVATION AREA
- tp/ss-1 (5) DELINEATION INVESTIGATION SAMPLE LOCATION

N

30' 0' 30' 60'

SCALE: 1 INCH = 30 FEET
SCALE IN FEET
(approximate)

DATE: MARCH 2010
DRAFTED BY: NTM

BENCHMARK ENVIRONMENTAL ENGINEERING & SCIENCE, PLLC
2558 HAMBURG TURNPIKE
SUITE 300
BUFFALO, NY 14218
(716) 856-0599

JOB NO.: 0170-001-103

TP-1 & TP-5 DELINEATION INVESTIGATIONS

RI/AAR/IRM REPORT
3807 HIGHLAND AVENUE SITE
NIAGARA FALLS, NEW YORK
PREPARED FOR
GLOBE METALLURGICAL, INC. & SOLSIL, INC.

FIGURE 4a

LEGEND:

- PARCEL BOUNDARY
- GLOBE BCP BOUNDARY
- EXISTING BUILDINGS / STRUCTURES
- FENCE
- STACKS
- IRM EXCAVATION AREA
- tp-13 (e) DELINEATION INVESTIGATION SAMPLE LOCATION

N

50' 0' 50' 100'

SCALE: 1 INCH = 50 FEET
SCALE IN FEET
(approximate)

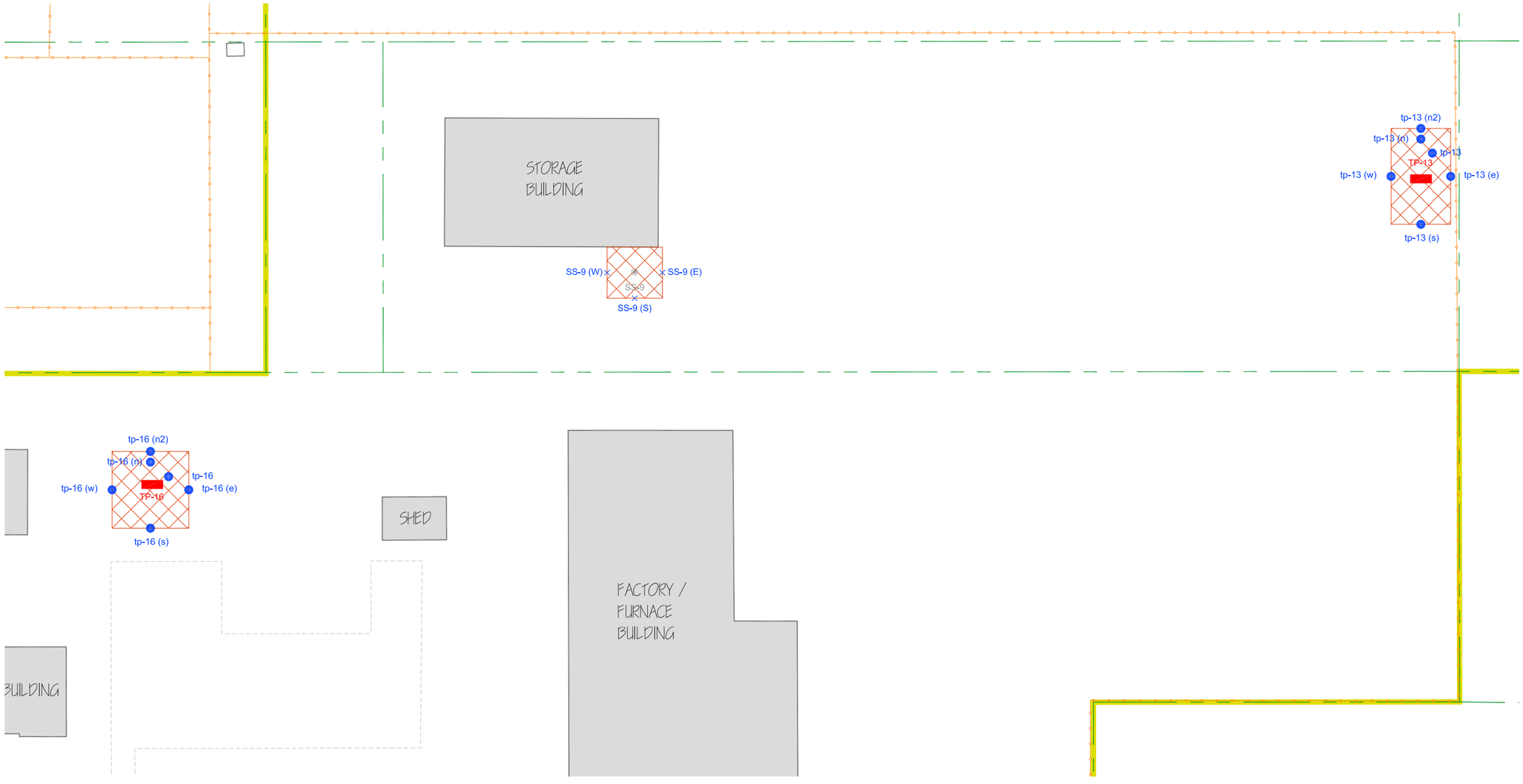

DATE: MARCH 2010
DRAFTED BY: NTM

BENCHMARK ENVIRONMENTAL ENGINEERING & SCIENCE, PLLC
2558 HAMBURG TURNPIKE
SUITE 300
BUFFALO, NY 14218
(716) 856-0599

JOB NO.: 0170-001-103

TP-13, TP-16 & SS-9 DELINEATION INVESTIGATIONS

RI/AAR/IRM REPORT
3807 HIGHLAND AVENUE SITE
NIAGARA FALLS, NEW YORK
PREPARED FOR
GLOBE METALLURGICAL, INC. & SOLSIL, INC.

FIGURE 4b

LEGEND:

- PARCEL BOUNDARY
- GLOBE BCP BOUNDARY
- EXISTING BUILDINGS / STRUCTURES
- FENCE
- RAIL ROAD TRACKS (Inactive)
- STACKS
- ABOVEGROUND STORAGE TANK (AST)
- MW-1/SB-20 MONITORING WELL/SOIL BORING LOCATION
- GROUNDWATER CONTOUR (elevation)
- GROUNDWATER FLOW DIRECTION

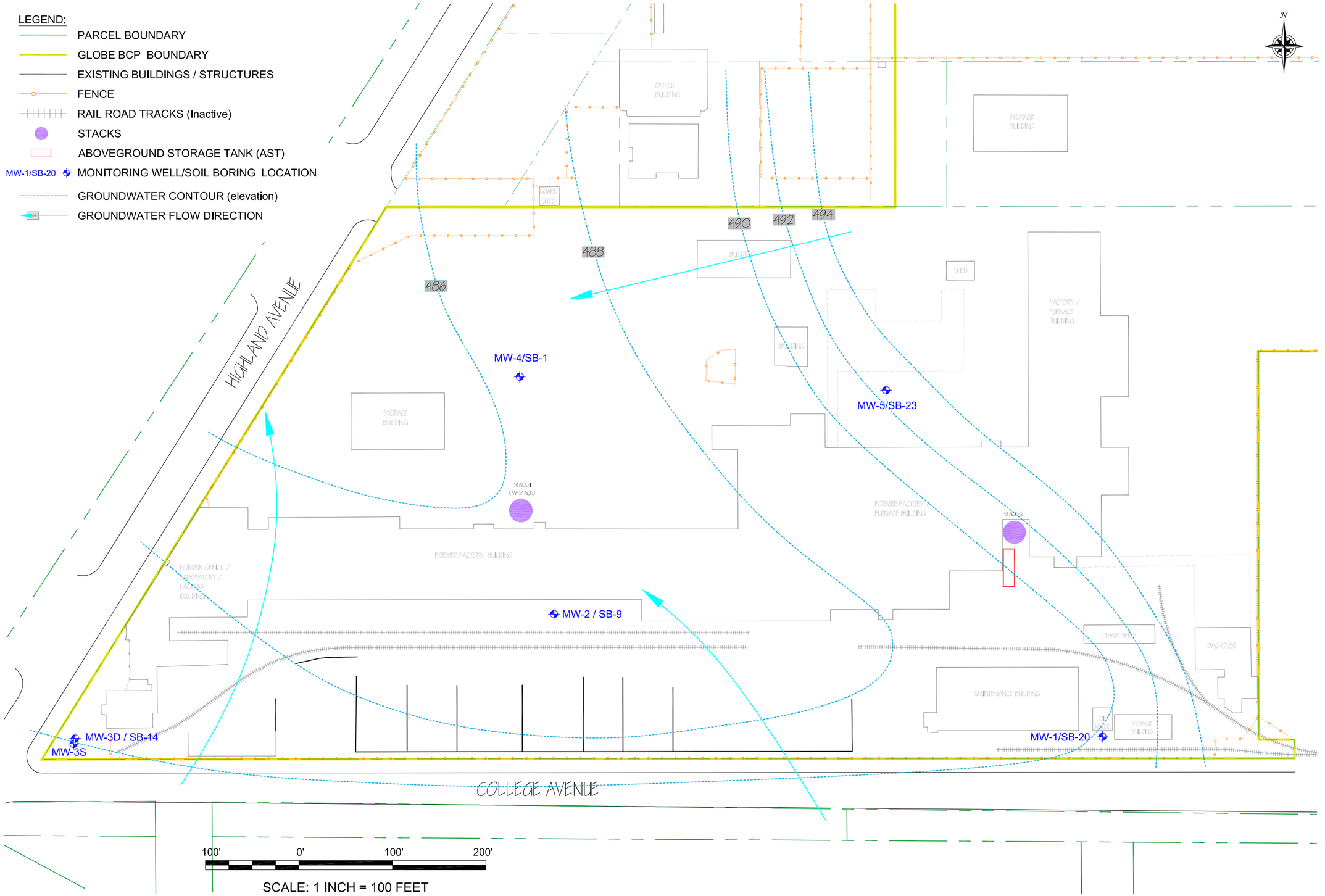

SCALE: 1 INCH = 100 FEET
SCALE IN FEET
(approximate)

DATE: FEBRUARY 2010
DRAFTED BY: NTM

BENCHMARK ENVIRONMENTAL ENGINEERING & SCIENCE, PLLC
2558 HAMBURG TURNPIKE
SUITE 300
BUFFALO, NY 14218
(716) 856-0599

JOB NO.: 0170-001-103

GROUNDWATER MONITORING WELL LOCATIONS AND ISPOTENTIAL MAP

RI / AAR / IRM

3807 HIGHLAND AVENUE SITE

NIAGARA FALLS, NEW YORK

PREPARED FOR

GLOBE METALLURGICAL, INC. & SOLSIL, INC.

FIGURE 5

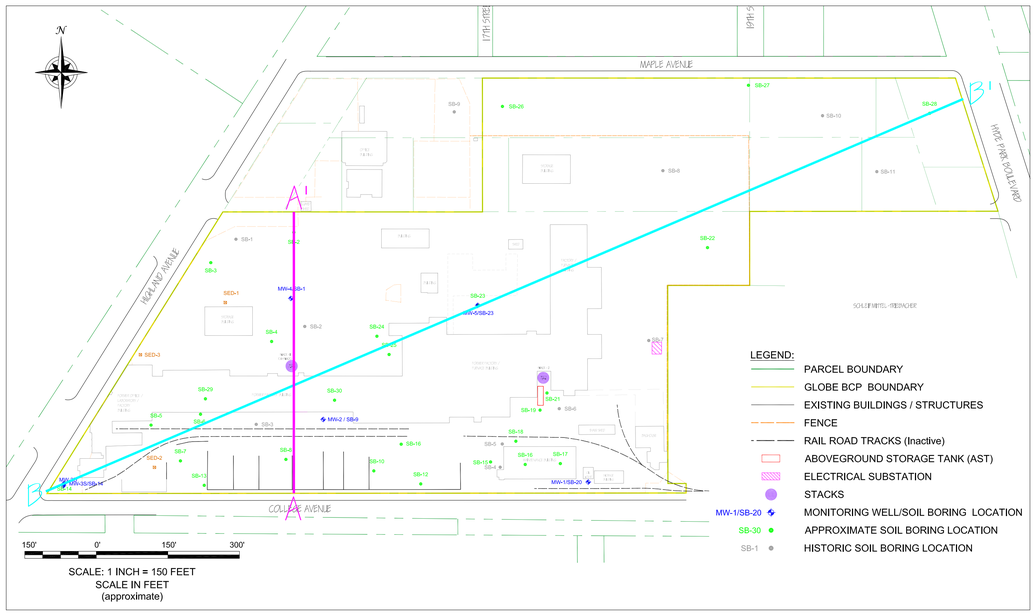

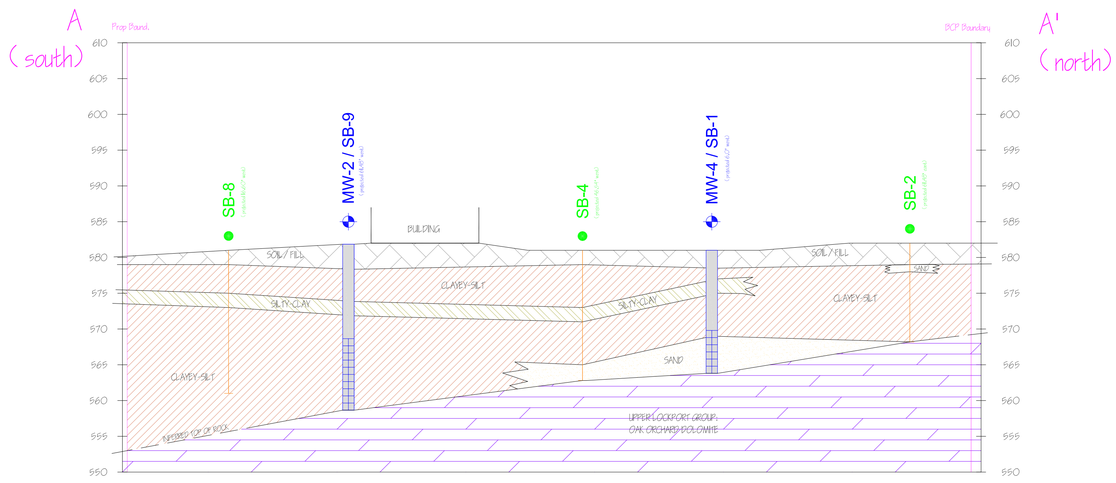

HORIZONTAL SCALE - 1"=50'

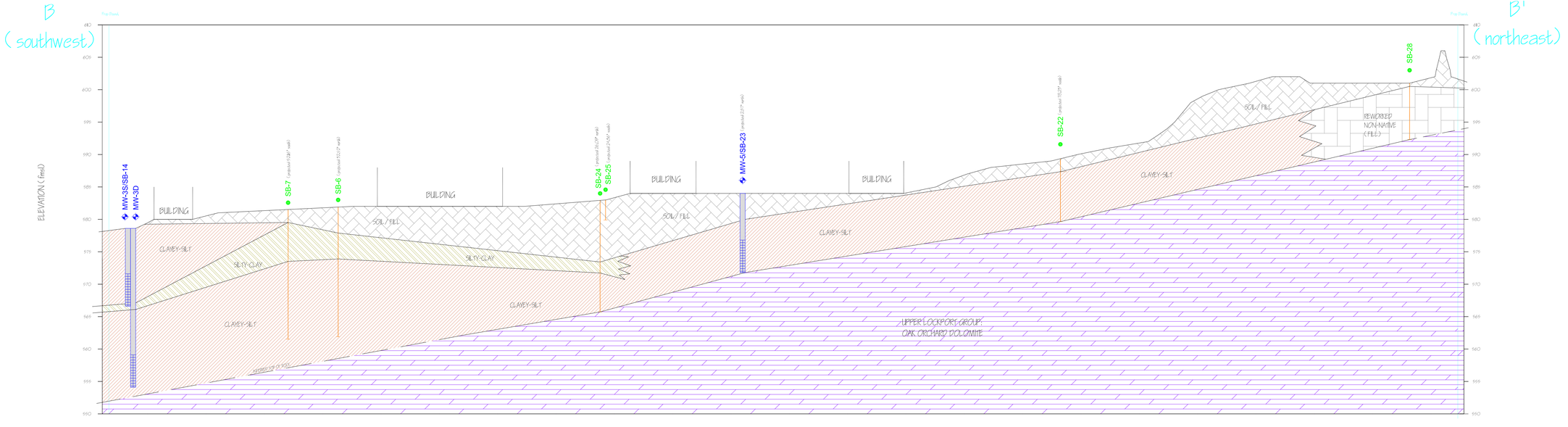

HORIZONTAL SCALE - 1"=80'

Notes:

1. Overburden geologic descriptions obtained during Remedial Investigation (RI).
2. Suspected top of bedrock is shown; no rock cores were obtained.
3. Reference to bedrock type obtained from the "Geologic Map of New York, Niagara Sheet, Compiled and edited by Lawrence V. Richard & Donald W. Fisher, University of the State of New York, The State Education Department, March 1970.

BENCHMARK
ENVIRONMENTAL ENGINEERING & SCIENCE, PLLC
2558 HAMBURG TURNPIKE
SUITE 300
BUFFALO, NY 14218
(716) 856-0599

JOB NO.: 0170-001-103

REVISIONS

NO.	BY	DATE	REMARKS

SEAL

DRAWN BY: NTM
DATE: JANUARY 2010
CHECKED BY:
APPROVED BY:

DISCLAIMER:
PROPERTY OF BENCHMARK EES, PLLC. IMPORTANT: THIS DRAWING PRINT IS LOANED FOR MUTUAL ASSISTANCE AND IS SUBJECT TO RECALL AT ANY TIME. INFORMATION CONTAINED HEREON IS NOT TO BE COPIED OR REPRODUCED IN ANY FORM FOR THE BENEFIT OF PARTIES OTHER THAN THOSE FOR WHICH IT WAS PREPARED, EXCEPT BY WRITTEN CONSENT OF BENCHMARK EES, PLLC.

CROSS SECTIONS

RI / AAR / IRM REPORT
3807 HIGHLAND AVENUE SITE
NIAGARA FALLS, NEW YORK
PREPARED FOR
GLOBE METALLURGICAL, INC & SOLSIL, INC

FIGURE 6

SITE PLAN (SCALE: 1" = 250')

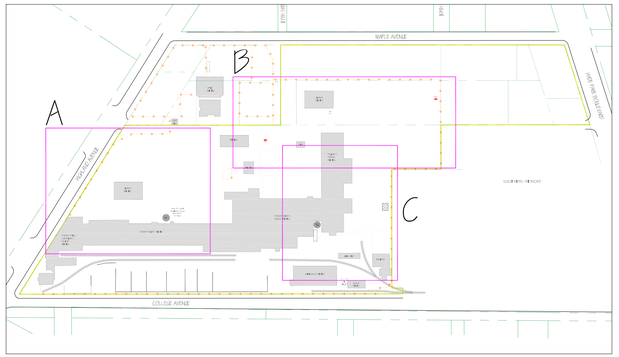

B: CHROMIUM AREAS [TP-13 & TP-16] & FORMER ELECTRODE STORAGE AREA [SS-9] (SCALE: 1"=50')

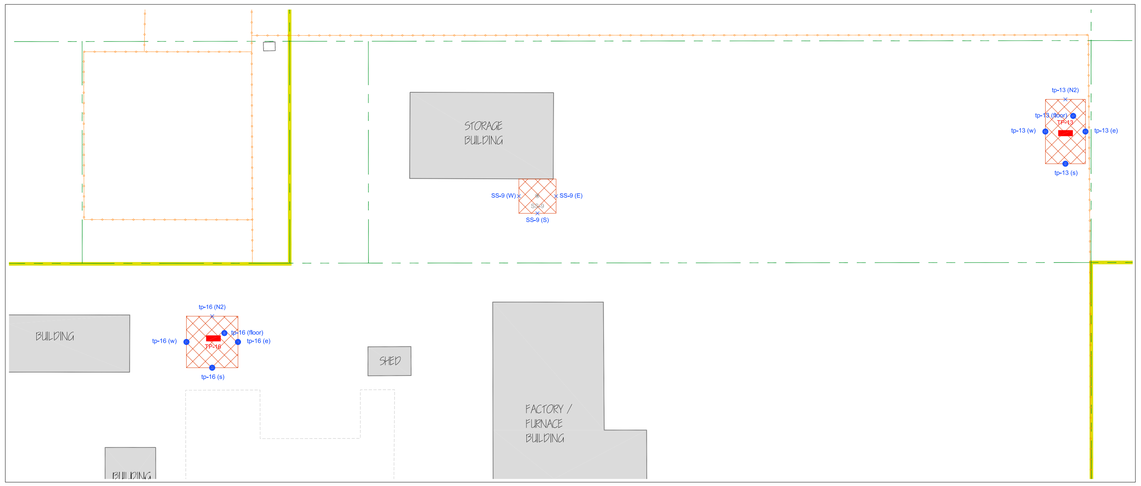

A: ARSENIC AREAS [TP-1 & TP-5] & WEST STACK (SCALE: 1"=50')

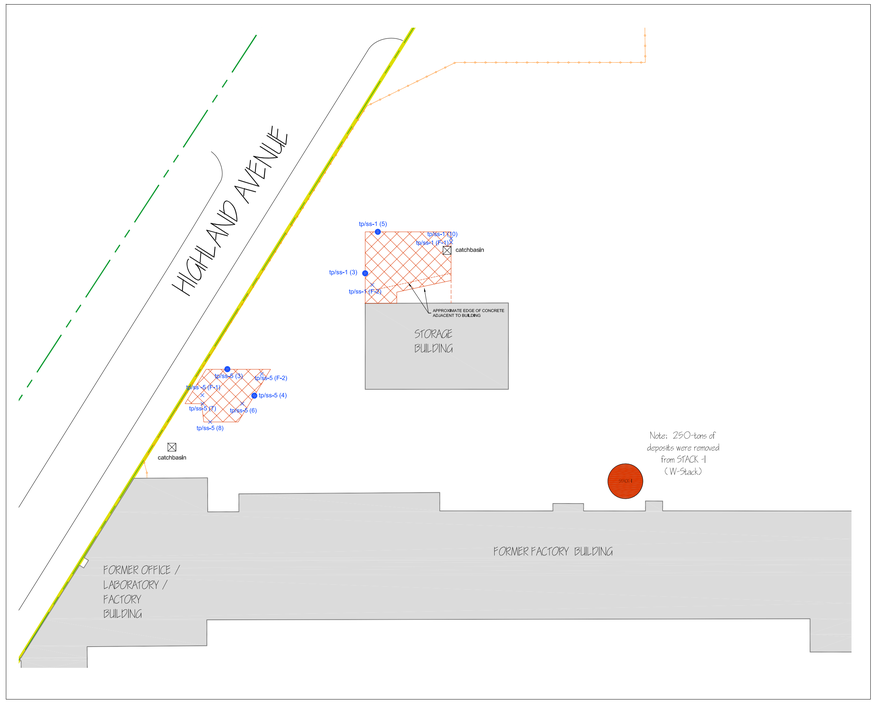

LEGEND:

- PARCEL BOUNDARY
- GLOBE BCP BOUNDARY
- EXISTING BUILDINGS / STRUCTURES
- FENCE
- ABOVEGROUND STORAGE TANK (AST)
- ELECTRICAL SUBSTATION
- DEBRIS PILE
- STACKS
- IRM EXCAVATION AREA
- tp/ss-1 (4) DELINEATION INVESTIGATION SAMPLE LOCATION
- tp/ss-5 (8) CONFIRMATORY SAMPLE LOCATION
- tp/ss-1 (F-2) CONFIRMATORY FLOOR SAMPLE LOCATION
- TP-17 APPROXIMATE TEST PIT LOCATIONS
- SS-5 HISTORIC SURFACE SOIL SAMPLE LOCATION

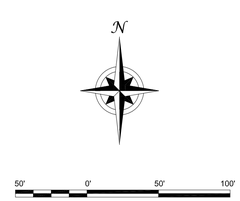

SCALE: 1 INCH = 50 FEET
SCALE IN FEET
(approximate)

C: DEBRIS PILE AREA (SCALE: 1" = 50')

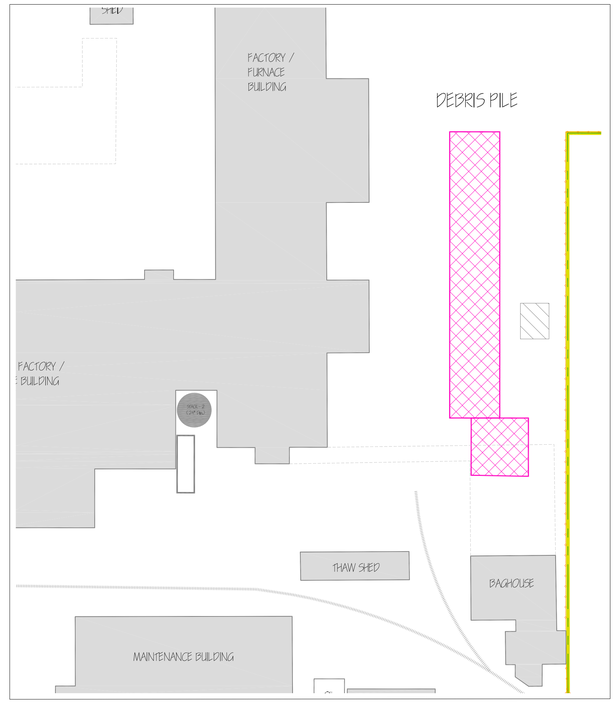

BENCHMARK
ENVIRONMENTAL ENGINEERING & SCIENCE, PLLC
2558 HAMBURG TURNPIKE
SUITE 300
BUFFALO, NY 14218
(716) 856-0599

JOB NO.: 0170-001-103

REVISIONS

NO.	BY	DATE	REMARKS

SEAL

DRAWN BY: NTM
DATE: MARCH 2010
CHECKED BY:
APPROVED BY:

DISCLAIMER:
PROPERTY OF BENCHMARK EES, PLLC. IMPORTANT: THIS DRAWING PRINT IS LOANED FOR MUTUAL ASSISTANCE AND AS SUCH IS SUBJECT TO RECALL AT ANY TIME. INFORMATION CONTAINED HEREON IS NOT TO BE DISCLOSED OR REPRODUCED IN ANY FORM FOR THE BENEFIT OF PARTIES OTHER THAN NECESSARY SUBCONTRACTORS & SUPPLIERS WITHOUT THE WRITTEN CONSENT OF BENCHMARK EES, PLLC.

IRM EXCAVATION AREAS

RI / AAR / IRM REPORT
3807 HIGHLAND AVENUE SITE

NIAGARA FALLS, NEW YORK

PREPARED FOR
GLOBE METALLURGICAL, INC & SOLSIL, INC.

FIGURE 7

APPENDIX A

PROJECT PHOTOLOG

SITE PHOTOGRAPHS

Photo 1:

Photo 2:

Photo 3:

Photo 4:

Photo 1: Test pit investigation at TP-1 (Looking west)

Photo 2: Test pit investigation at TP-13 showing dark brown fill underlain with reddish brown silts and clays

Photo 3: Test pit investigation at TP-20 showing dark brown fill underlain with reddish brown silts and clays

Photo 4: Test pit investigation at TP-16 (Looking southwest)

BENCHMARK
ENVIRONMENTAL
ENGINEERING &
SCIENCE, PLLC

3807 Highland Avenue Site **Niagara Falls, New York**	

SITE PHOTOGRAPHS

Photo 5:

Photo 6:

Photo 7:

Photo 8:

Photo 5: Soil boring investigation at SB-7 (Looking north northeast)

Photo 6: Soil boring investigation at SB-17 showing a typical core (ground surface starting at the top left and the end of boring at the bottom right)

Photo 7: Soil boring investigation at SB-8 (Looking east)

Photo 8: Soil boring investigation at SB-14 showing a typical core (ground surface starting at the top left and the end of boring at the bottom right)

BENCHMARK
ENVIRONMENTAL
ENGINEERING &
SCIENCE, PLLC

3807 Highland Avenue Site **Niagara Falls, New York**	

SITE PHOTOGRAPHS

Photo 9:

Photo 10:

Photo 11:

Photo 12:

Photo 9: Soil boring investigation at SB-27A showing the boring being advanced at an angle (Looking west)

Photo 10: Groundwater monitoring well installation at SB-23/MW-5 (Looking northwest)

Photo 11: Catch basin sediment sampling showing the Ponar Dredge collecting a sample (catch basin near TP-1)

Photo 12: Catch basin sediment sampling near TP-1(Looking northwest)

BENCHMARK
ENVIRONMENTAL
ENGINEERING &
SCIENCE, PLLC

SITE PHOTOGRAPHS

Photo 13:

Photo 14:

Photo 15:

Photo 16:

Photo 13: Debris pile located on the east side of the site (Looking southeast)

Photo 14: Same debris pile in photo 13 being loaded into dump trucks for disposal off-site (Looking southwest)

Photo 15: Storage building in the southeast corner of the site (Looking east)

Photo 16: Same storage building in photo 15 after drum removal and cleanup (Looking east)

BENCHMARK
ENVIRONMENTAL
ENGINEERING &
SCIENCE, PLLC

SITE PHOTOGRAPHS

Photo 17:

Photo 18:

Photo 19:

Photo 20:

Photo 17: Oil House located in southeast corner of the site (Looking southwest)

Photo 18: Cleaning and vacuuming two 500 gallon ASTs located in Oil House (Looking southwest)

Photo 19: Cleaning and vacuuming Oil House floor (Looking southwest)

Photo 20: Oil House after cleaning and restocking lubricants (Looking southwest)

BENCHMARK
ENVIRONMENTAL
ENGINEERING &
SCIENCE, PLLC

SITE PHOTOGRAPHS

Photo 21:

Photo 22:

Photo 23:

Photo 24:

Photo 21: 275 gallon AST located in Oil House being cleaned and vacuumed (Looking south)

Photo 22: Removing the 275 gallon AST from site (Looking north)

Photo 23: Vacuuming floor sumps in Maintenance Building located in the southeast corner of the site (Looking west)

Photo 24: Cleaning and vacuuming floor sumps in Maintenance Building

BENCHMARK
ENVIRONMENTAL
ENGINEERING &
SCIENCE, PLLC

SITE PHOTOGRAPHS

Photo 25:

Photo 26:

Photo 27:

Photo 28:

Photo 25: Western stack before remediation (Looking southeast)

Photo 26: Looking inside stack during removal of deposits(Looking southeast)

Photo 27: Backhoe removing stack deposits (Looking east)

Photo 28: Looking down through opening of the stack on the east side 56 feet above grade with backhoe removing deposits

BENCHMARK
ENVIRONMENTAL
ENGINEERING &
SCIENCE, PLLC

SITE PHOTOGRAPHS

Photo 29:

Photo 30:

Photo 31:

Photo 32:

Photo 29: Backhoe with I-beam attached to the bucket, used to loosen deposits from the stack(Looking east)

Photo 30: Stack sidewall and floor after removing deposits form stack (Looking northwest)

Photo 31: Stack sidewall and floor after removing deposits form stack (Looking southeast)

Photo 32: Clean up around stack door (Looking east)

BENCHMARK
ENVIRONMENTAL
ENGINEERING &
SCIENCE, PLLC

3807 Highland Avenue Site **Niagara Falls, New York**	

SITE PHOTOGRAPHS

Photo 33:

Photo 34:

Photo 35:

Photo 36:

Photo 33: Remedial excavation at TP-13 (Looking east)

Photo 34: Remedial excavation backfilled at TP-13 (Looking southeast)

Photo 35: Remedial excavation at SS-9 (Looking north)

Photo 36: Remedial excavation at SS-9 (Looking north)

BENCHMARK
ENVIRONMENTAL
ENGINEERING &
SCIENCE, PLLC

3807 Highland Avenue Site **Niagara Falls, New York**	

SITE PHOTOGRAPHS

Photo 37:

Photo 38:

Photo 39:

Photo 40:

Photo 37: Remedial excavation at TP-16 (Looking northeast)

Photo 38: Remedial excavation at TP-16 (Looking south)

Photo 39: Remedial excavation backfilled at TP-16 (Looking west)

Photo 40: Remedial excavation backfilled at TP-16 (Looking southwest)

BENCHMARK
ENVIRONMENTAL
ENGINEERING &
SCIENCE, PLLC

3807 Highland Avenue Site **Niagara Falls, New York**	

SITE PHOTOGRAPHS

Photo 41:

Photo 42:

Photo 43:

Photo 44:

Photo 41: Remedial excavation at TP/SS-1 (Looking east)

Photo 42: Remedial excavation backfilled at TP/SS-1 (Looking south)

Photo 43: Remedial excavation at TP/SS-5 (Looking south)

Photo 44: Remedial excavation backfilled at TP/SS-5 (Looking south)

BENCHMARK
ENVIRONMENTAL
ENGINEERING &
SCIENCE, PLLC

APPENDIX B

FIELD BOREHOLE LOGS AND WELL COMPLETION DETAILS

Project No: 0193-001-102

Borehole Number: SB-1

Project: 3807 Highland Ave. Site

Client: Solsil, Inc.

Logged By: TAB

Site Location: 3807 Highland Ave.

Checked By: BCH

BENCHMARK ENVIRONMENTAL ENGINEERING & SCIENCE, PLLC

Benchmark Environmental Engineering & Science, PLLC
2558 Hamburg Turnpike, Suite 300
Lackawanna, NY
(716) 856-0599

SUBSURFACE PROFILE			SAMPLE						
Depth (fbgs)	Elev. /Depth	Description (ASTM D2488: Visual-Manual Procedure)	Sample No.	SPT N-Value	Recovery (ft)	Symbol	PID VOCs ppm (0 – 12.5 – 25)	Lab Sample	Well Completion Details or Remarks
0.0	0.0	Ground Surface							
	0.0	***Fill*** Black, moist, fill with, glass coarse slag and cinders and little medium plasticity fines, very dense	1	NA	3.7		0.0	Sampled 2-4'	
	-2.5 / 2.5	***Clayey Slit*** Dark brown/black moist, low plasticity fines and trace fine sand, stiff							
	-4.0 / 4.0	***Silty Clay*** Olive green/ grey, moist, high plasticity fines with some non-plastic and trace fine sand, very stiff, Iron staining	2	NA	4.0		0.0		
5.0	-6.0 / 6.0	***Clayey Silt*** Reddish brown, moit to wet at 10.0', low plasticity fines and trace fine sand, stiff, with rootlets							
10.0			3	NA	1.5		0.0		
	-12.0 / 12.0	***Sand*** Light grey, wet, fine sand with some non-plastic fines, few coarse sand and fine gravel, trace coarse gravel Refusal at 17.2 fbgs	4	NA	1		0.0		
15.0			5	NA	.5		0.0		
	-17.2 / 17.2	End of Borehole							
20.0									

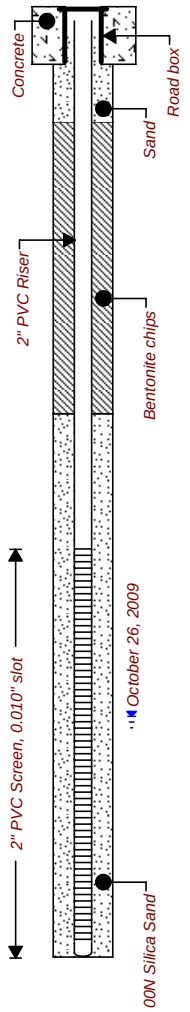

Drilled By: Trec Environmental
Drill Rig Type: Geoprobe 6620DT
Drill Method: Direct push

Drill Date(s): 10/12/09

Hole Size: 2-inch
Stick-up: NA
Datum: mean Sea level

Sheet: 1 of 1

Project No: 0193-001-102

Borehole Number: SB-2

Project: 3807 Highland Ave. Site

Client: Solsil, Inc.

Logged By: TAB

Site Location: 3807 Highland Ave.

Checked By: BCH

Benchmark Environmental Engineering & Science, PLLC
2558 Hamburg Turnpike, Suite 300
Lackawanna, NY
(716) 856-0599

SUBSURFACE PROFILE			SAMPLE						
Depth (fbgs)	Elev. /Depth	Description (ASTM D2488: Visual-Manual Procedure)	Sample No.	SPT N-Value	Recovery (ft)	Symbol	PID VOCs ppm (0 / 50 / 100)	Lab Sample	Well Completion Details or Remarks
0.0	0.0	Ground Surface							
	0.0	***Fill*** Black, moist, fill, non-plastic fines with some fine sand,with coarse slag and cinders, very dense.	1	NA	2.7		0.0		
	-3.0 / 3.0	***Fine Sand*** Brown moist, Fine to medium sand with trace coarse sand, non plasticfines, dense.							
	-4.0 / 4.0	***Silty Clay*** Reddish brown, moist to wet at 9.0 fbgs, medium plasticity fines with few fine sand with rootlets, stiff, refusal at 13.8 fbgs.	2	NA	2.0		0.0		
5.0			3	NA	1.0		0.0		
10.0			4	NA	.6		0.0		
	-13.8 / 13.8	End of Borehole							
15.0									
20.0									

Drilled By: Trec Environmental
Drill Rig Type: Geoprobe 6620DT
Drill Method: Direct push

Drill Date(s): 10/12/09

Hole Size: 2-inch
Stick-up: NA
Datum: mean Sea level

Sheet: 1 of 1

Project No: 0193-001-102

Borehole Number: SB-3

Project: 3807 Highland Ave site

Client: Solsil, Inc.

Logged By: TAB

Site Location: 3807 Highland Ave

Checked By: BCH

Benchmark Environmental Engineering & Science, PLLC
2558 Hamburg Turnpike, Suite 300
Lackawanna, NY
(716) 856-0599

SUBSURFACE PROFILE			SAMPLE						
Depth (fbgs)	Elev. /Depth	Description (ASTM D2488: Visual-Manual Procedure)	Sample No.	SPT N-Value	Recovery (ft)	Symbol	PID VOCs ppm (0 / 50 / 100)	Lab Sample	Well Completion Details or Remarks
0.0	0.0	Ground Surface							
	0.0	***Fill*** Black/brown, moist, fill, non-plastic fines with some fine sand,with coarse slag, cinders, concrete and orange brick debris, very dense.	1	NA	4.0		0.0		
	-3.0 / 3.0	***Clayey Silt*** Reddish brown, moist, low plasticity fines with few fine sand, stiff, with rootlets, refusal at 10.5 fbgs.	2	NA	2.0		0.0		
5.0	-7.0 / 7.0	***Silty Clay*** Grey, moist, medium plasticity fines with few fine sand, few coarse sand and fine gravel, trace coarse gravel, stiff.	3	NA	.5		0.0		
	-9.5 / 9.5	***Weathered Rock*** Dark grey, circular rock chips. refusal at 10.5 fbgs.							
10.0	-10.5 / 10.5	End of Borehole							
15.0									
20.0									

Drilled By: Trec Environmental
Drill Rig Type: Geoprobe 6620DT
Drill Method: Direct push

Drill Date(s): 10/12/09

Hole Size: 2-inch
Stick-up: NA
Datum: mean Sea level

Sheet: 1 of 1

Project No: 0193-001-102

Borehole Number: SB-4

Project: 3807 Highland Ave site

Client: Solsil, Inc.

Logged By: TAB

Site Location: 3807 Highland Ave

Checked By: BCH

Benchmark Environmental Engineering & Science, PLLC
2558 Hamburg Turnpike, Suite 300
Lackawanna, NY
(716) 856-0599

SUBSURFACE PROFILE			SAMPLE						
Depth (fbgs)	Elev. /Depth	Description (ASTM D2488: Visual-Manual Procedure)	Sample No.	SPT N-Value	Recovery (ft)	Symbol	PID VOCs ppm (0 / 12.5 / 25)	Lab Sample	Well Completion Details or Remarks
0.0	0.0	Ground Surface							
	0.0	***Fill*** Black/brown, moist, fill, non-plastic fines with some fine sand,with coarse slag, cinders, concrete, very dense.							
	-2.0		1		3.7		0.0		
	2.0	***Clayey Silt*** Reddish brown, moist, low plasticity fines with little fine sand, trace coarse sand, medium plastic, hard with rootlets.							
5.0			2		3.8		0.0		
	-8.0								
	8.0	***Silty Clay*** Grey/reddish brown, moist to wet (at 9.0 fbgs), high plasticity fineswith trace fine sand, stiff.							
	-10.0		3		2.5		0.0		
10.0	10.0	***Clayey Silt*** Reddish brown, wet, low plasticity fines with little fine sand, trace coarse sand, medium plastic, hard with rootlets.							
			4		3.0		0.0		
15.0	-16.0								
	16.0	***Silty Clay*** Grey, moist, medium plasticity fines withfew fine sand, few coarse sand and fine gravel, trace coarse gravel, stiff.	5		.4		0.0		
	-18.2								
	18.2	End of Borehole							
20.0									

Drilled By: Trec Environmental
Drill Rig Type: Geoprobe 6620DT
Drill Method: Direct push

Drill Date(s): 10/12/09

Hole Size: 2-inch
Stick-up: NA
Datum: mean Sea level

Sheet: 1 of 1

Project No: 0193-001-102

Borehole Number: SB-5

Project: 3807 Highland Ave site

Client: Solsil, Inc.

Logged By: TAB

Site Location: 3807 Highland Ave

Checked By: BCH

Benchmark Environmental Engineering & Science, PLLC
2558 Hamburg Turnpike, Suite 300
Lackawanna, NY
(716) 856-0599

SUBSURFACE PROFILE			SAMPLE						
Depth (fbgs)	Elev. /Depth	Description (ASTM D2488: Visual-Manual Procedure)	Sample No.	SPT N-Value	Recovery (ft)	Symbol	PID VOCs ppm (0 – 12.5 – 25)	Lab Sample	Well Completion Details or Remarks
0.0	0.0	Ground Surface							
	0.0	***Fill*** Black/brown, moist, fill, non-plastic fines with some fine sand, with coarse slag, cinders, concrete, very dense.	1	NA	2.3		0.0		
	-4.0 4.0	***Silty Clay*** Olive green/grey to reddish browm (6'), moist, high plasticity fines with trace fine sand, stiff	2	NA	3.6		0.0		
5.0	-8.0 8.0	***Clayey Silt*** Reddish brown, moist to wet at 10.0 fbgs, low plasticity fines with few fine sand, stiff, no fabric	3	NA	2.5		0.0		
10.0			4	NA	2.9		0.0		
15.0			5	NA	2.0		0.0		
	-18.0 18.0	***Fine sand*** Brown, wet, fine sand, with little fine gravel, loose, rapid dilatancey.							
20.0	-20.0 20.0	End of Borehole							
25.0									

Drilled By: Trec Environmental
Drill Rig Type: Geoprobe 6620DT
Drill Method: Direct push

Drill Date(s): 10/12/09

Hole Size: 2-inch
Stick-up: NA
Datum: mean Sea level

Sheet: 1 of 1

Project No: 0193-001-102

Borehole Number: SB-6

Project: 3807 Highland Ave

Client: Solsil, Inc.

Logged By: TAB

Site Location: 3807 Highland Ave site

Checked By: BCH

Benchmark Environmental Engineering & Science, PLLC
2558 Hamburg Turnpike, Suite 300
Lackawanna, NY
(716) 856-0599

SUBSURFACE PROFILE			SAMPLE						
Depth (fbgs)	Elev. /Depth	Description (ASTM D2488: Visual-Manual Procedure)	Sample No.	SPT N-Value	Recovery (ft)	Symbol	PID VOCs ppm (0 / 12.5 / 25)	Lab Sample	Well Completion Details or Remarks
0.0	0.0	Ground Surface							
	0.0	***Fill*** Black/brown, moist to wet at 3.5 to 4.0 fbgs, fill, non-plastic fines with some fine sand,with coarse slag, cinders, very dense, slight sheening on ground water slight petroleum odor.	1		3.3		1.9		
	-4.0 4.0	***Silty Clay*** Reddish brown, moist, high plasticity fines with trace fine sand, very stiff.	2		3.5		0.0		
5.0	-8.0 8.0	***Clayey silt*** Reddish brown, moist to wet at 14.0 fbgs, low plasticity fines with trace to few fine sand, medium stiff.	3		3.3		0.0		
10.0			4		1.8		0.0		
15.0			5		1.8		0.0		
20.0	-20.0 20.0	End of Borehole							
25.0									

Drilled By: Trec Environmental
Drill Rig Type: Geoprobe 6620DT
Drill Method: Direct push

Drill Date(s): 10/12/09

Hole Size: 2-inch
Stick-up: NA
Datum: mean Sea level

Sheet: 1 of 1

Project No: 0193-001-102

Borehole Number: SB-7

Project: 3807 Highland Ave site

Client: Solsil, Inc

Logged By: TAB

Site Location: 3807 Highland Ave

Checked By: BCH

Benchmark Environmental Engineering & Science, PLLC
2558 Hamburg Turnpike, Suite 300
Lackawanna, NY
(716) 856-0599

SUBSURFACE PROFILE			SAMPLE						
Depth (fbgs)	Elev. /Depth	Description (ASTM D2488: Visual-Manual Procedure)	Sample No.	SPT N-Value	Recovery (ft)	Symbol	PID VOCs ppm (0 / 12.5 / 25)	Lab Sample	Well Completion Details or Remarks
0.0	0.0	Ground Surface							
	0.0	***Fill*** Black/brown, moist, fill, non-plastic fines with some fine sand, with coarse slag, cinders, very dense.							
	-1.0 / 1.0								
	-2.0 / 2.0	***Concrete***	1		3.0		0.0		
		Silty Clay Dark grey to reddish brown (4'), moist, high plasticity fines with trace fine sand, very stiff.							
5.0			2		3.8		0.0		
	-8.0 / 8.0	***Clayey silt*** Reddish brown, moist to wet (12'), low plasticity fines with trace to few fine sand, medium stiff.							
10.0			3		2.5		0.0		
			4		1.5		0.0		
15.0			5		.6		0.0		
20.0	-20.0 / 20.0	End of Borehole							
25.0									

Drilled By: Trec Environmental
Drill Rig Type: Geoprobe 6620DT
Drill Method: Direct push

Drill Date(s): 10/12/09

Hole Size: 2-inch
Stick-up: NA
Datum: mean Sea level

Sheet: 1 of 1

Project No: 0193-001-102

Borehole Number: SB-8

Project: 3807 Highland Ave. site

Client: Solsil, Inc.

Logged By: BMG

Site Location: 3807 Highland Ave.

Checked By: BCH

Benchmark Environmental Engineering & Science, PLLC
2558 Hamburg Turnpike, Suite 300
Lackawanna, NY
(716) 856-0599

SUBSURFACE PROFILE			SAMPLE						
Depth (fbgs)	Elev. /Depth	Description (ASTM D2488: Visual-Manual Procedure)	Sample No.	SPT N-Value	Recovery (ft)	Symbol	PID VOCs ppm (0 – 12.5 – 25)	Lab Sample	Well Completion Details or Remarks
0.0	0.0	Ground Surface							
	0.0	***Fill*** Dark brown, moist, fill with cinders, ash, pieces of metal, and some non-plastic fines, dense					20.4	Sampled 0-2'	
	-2.0								
	2.0	***Clayey Silt*** Brown, moist, low plasticity fines, medium stiff, massive	s-1	NA	3.0		3.4		
5.0							0.1		
	-6.0								
	6.0	***Silty Clay*** Reddish brown, moist, medium plasticity fines, stiff, massive	s-2	NA	3.8		0.0		
	-8.0								
	8.0	***Clayey Silt*** Reddish brown, moist, low plasticity fines, stiff, massive, gravel layer 15-16'					0.0		
10.0			s-3	NA	0.5		0.0		
							0.0		
			s-4	NA	0.8		0.0		
15.0							0.0		
			s-5	NA	1.0		0.0		
							0.0		
	-20.0								
20.0	20.0	End of Borehole							
25.0									

Drilled By: TREC Environmental
Drill Rig Type: Geoprobe 6620DT
Drill Method: Direct push

Drill Date(s): 10-13-09

Hole Size: 2"
Stick-up: NA
Datum: Mean sea level

Sheet: 1 of 1

Project No: 0193-001-102

Borehole Number: SB-9/MW-2

Project: 3807 Highland Ave. site

Client: Solsil, Inc.

Logged By: BMG

Site Location: 3807 Highland Ave.

Checked By: BCH

Benchmark Environmental Engineering & Science, PLLC
2558 Hamburg Turnpike, Suite 300
Lackawanna, NY
(716) 856-0599

SUBSURFACE PROFILE			SAMPLE						
Depth (fbgs)	Elev. /Depth	Description (ASTM D2488: Visual-Manual Procedure)	Sample No.	SPT N-Value	Recovery (ft)	Symbol	PID VOCs ppm (0 / 12.5 / 25)	Lab Sample	Well Completion Details or Remarks
0.0	0.0	Ground Surface							
	0.0	***Fill*** Dark brown, moist, fill with cinders, ash, pieces of metal, and some non-plastic fines, dense	s-1	NA	1.5		0.0 / 0.0		
	-3.5 / 3.5	***Clayey Silt*** Brown, moist, low plasticity fines, medium stiff, massive	s-2	NA	3.2		0.0 / 0.0	Sampled 4-8'	
5.0	-8.0 / 8.0	***Silty Clay*** Reddish brown, moist, medium plasticity fines, stiff, massive	s-3	NA	3.0		0.0 / 0.0		
10.0	-10.0 / 10.0	***Clayey Silt*** Reddish brown, moist to wet (18'), low plasticity fines, soft, massive	s-4	NA	1.2		0.0 / 0.0		
15.0			s-5	NA	3.5		0.0 / 0.0		
20.0	-20.0 / 20.0	End of Borehole							
25.0									

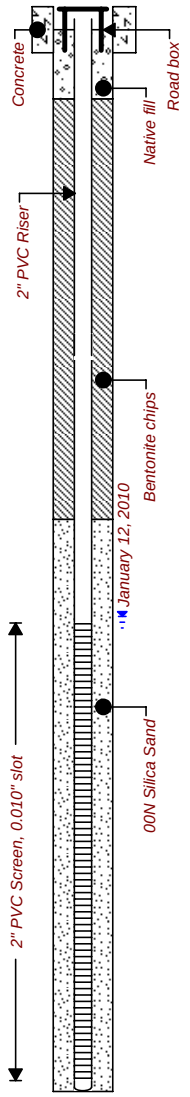

Drilled By: TREC Environmental
Drill Rig Type: Geoprobe 6620DT
Drill Method: Direct push

Drill Date(s): 10-13-09

Hole Size: 2"
Stick-up: NA
Datum: Mean sea level

Sheet: 1 of 1

Project No: 0193-001-102

Borehole Number: SB-10

Project: 3807 Highland Ave. site

Client: Solsil, Inc.

Logged By: BMG

Site Location: 3807 Highland Ave.

Checked By: BCH

Benchmark Environmental Engineering & Science, PLLC
2558 Hamburg Turnpike, Suite 300
Lackawanna, NY
(716) 856-0599

SUBSURFACE PROFILE			SAMPLE						
Depth (fbgs)	Elev. /Depth	Description (ASTM D2488: Visual-Manual Procedure)	Sample No.	SPT N-Value	Recovery (ft)	Symbol	PID VOCs ppm (0 / 12.5 / 25)	Lab Sample	Well Completion Details or Remarks
0.0	0.0 / 0.0	Ground Surface							
		Fill Dark brown, moist, fill with cinders, ash, pieces of metal, and little non-plastic fines, dense	s-1	NA	2.8		3.8, 0.0		
	-3.5 / 3.5	***Clayey Silt*** Brown, moist, low plasticity fines, medium stiff, massive							
5.0			s-2	NA	3.7		0.0, 0.0	Sampled 4-8'	
	-7.2 / 7.2	***Silty Clay*** Reddish brown, moist, medium plasticity fines, stiff, massive							
10.0			s-3	NA	1.1		0.0, 0.0		
	-12.0 / 12.0	***Clayey Silt*** Reddish brown, moist, low plasticity fines, soft, massive							
15.0			s-4	NA	1.0		0.0, 0.0		
			s-5	NA	2.7		0.0, 0.0		
20.0	-20.0 / 20.0	End of Borehole							
25.0									

Drilled By: TREC Environmental
Drill Rig Type: Geoprobe 6620DT
Drill Method: Direct push

Drill Date(s): 10-13-09

Hole Size: 2"
Stick-up: NA
Datum: Mean sea level

Sheet: 1 of 1

Project No: 0170-001-103

Borehole Number: SB-11

Project: 3807 Highland Ave. site

Client: Globe Metallurgical Inc.

Logged By: BMG

Site Location: 3807 Highland Ave.

Checked By: BCH

Benchmark Environmental Engineering & Science, PLLC
2558 Hamburg Turnpike, Suite 300
Lackawanna, NY
(716) 856-0599

SUBSURFACE PROFILE			SAMPLE						
Depth (fbgs)	Elev. /Depth	Description (ASTM D2488: Visual-Manual Procedure)	Sample No.	SPT N-Value	Recovery (ft)	Symbol	PID VOCs ppm (0 / 50 / 100)	Lab Sample	Well Completion Details or Remarks
0.0	0.0	Ground Surface							
	0.0	***Fill*** Dark brown, moist, fill with cinders, ash, pieces of metal, and little non-plastic fines, dense							
	-1.5 / 1.5	***Clayey Silt*** Brown, moist, low plasticity fines, medium stiff, massive	s-1	NA	3.1		65.0, 34.6	Sampled 0-2'	
	-4.0 / 4.0	***Silty Clay*** Reddish brown, moist, medium plasticity fines, stiff, massive	s-2	NA	3.7		2.3, 1.9		
5.0	-8.2 / 8.2	***Clayey Silt*** Reddish brown, moist to wet (18'), low plasticity fines, soft, massive, refusal at 17.20'	s-3	NA	2.7		0.0, 0.0		
10.0			s-4	NA	1.2		0.0, 0.0		
15.0			s-5	NA	1.8		0.0		
	-17.2 / 17.2	End of Borehole							
20.0									

Drilled By: TREC Environmental
Drill Rig Type: Geoprobe 6620DT
Drill Method: Direct push

Drill Date(s): 10-13-09

Hole Size: 2"
Stick-up: NA
Datum: Mean sea level

Sheet: 1 of 1

Project No: 0170-001-103

Borehole Number: SB-12

Project: 3807 Highland Ave. site

Client: Globe Metallurgical Inc.

Logged By: BMG

Site Location: 3807 Highland Ave.

Checked By: BCH

Benchmark Environmental Engineering & Science, PLLC
2558 Hamburg Turnpike, Suite 300
Lackawanna, NY
(716) 856-0599

SUBSURFACE PROFILE			SAMPLE						
Depth (fbgs)	Elev. /Depth	Description (ASTM D2488: Visual-Manual Procedure)	Sample No.	SPT N-Value	Recovery (ft)	Symbol	PID VOCs ppm (0 / 12.5 / 25)	Lab Sample	Well Completion Details or Remarks
0.0	0.0	Ground Surface							
	0.0	***Fill*** Dark brown, moist, fill with cinders, ash, pieces of metal, and little non-plastic fines	s-1	NA	3.1		16.3, 1.1	Sampled 0-2'	
	-2.0 / 2.0	***Clayey Silt*** Brown, moist, low plasticity fines, medium stiff, massive							
	-3.5 / 3.5	***Silty Clay*** Reddish brown, moist, medium plasticity fines, stiff, massive	s-2	NA	3.0		0.5, 0.3		
5.0	-6.0 / 6.0	***Clayey Silt*** Reddish brown, moist to wet (14'), low plasticity fines, soft, massive	s-3	NA	3.6		3.6, 1.2		
10.0			s-4	NA	1.3		1.8, 0.8		
15.0			s-5	NA	1.4		1.0, 0.8		
20.0	-20.0 / 20.0	End of Borehole							
25.0									

Drilled By: TREC Environmental
Drill Rig Type: Geoprobe 6620DT
Drill Method: Direct push

Drill Date(s): 10-13-09

Hole Size: 2"
Stick-up: NA
Datum: Mean sea level

Sheet: 1 of 1

Project No: 0170-001-103

Borehole Number: SB-13

Project: 3807 Highland Ave. site

Client: Solsil, Inc.

Logged By: BMG

Site Location: 3807 Highland Ave.

Checked By: BCH

Benchmark Environmental Engineering & Science, PLLC
2558 Hamburg Turnpike, Suite 300
Lackawanna, NY
(716) 856-0599

SUBSURFACE PROFILE			SAMPLE						
Depth (fbgs)	Elev. /Depth	Description (ASTM D2488: Visual-Manual Procedure)	Sample No.	SPT N-Value	Recovery (ft)	Symbol	PID VOCs ppm (0 / 25 / 50)	Lab Sample	Well Completion Details or Remarks
0.0	0.0	Ground Surface							
	0.0	***Fill*** Dark brown, moist, fill with cinders, ash, pieces of metal, and concrete slab at 1.5'	s-1	NA	2.3		35.4, 0.8	Sampled 0-2'	
	-2.0 / 2.0	***Clayey Silt*** Brown, moist, low plasticity fines, medium stiff, massive							
	-4.5 / 4.5	***Silty Clay*** Reddish brown, moist, medium plasticity fines, stiff, massive	s-2	NA	3.9		0.3, 0.3		
5.0									
10.0	-10.0 / 10.0	***Clayey Silt*** Reddish brown to greyish brown (15'), moist, low plasticity fines, soft, massive	s-3	NA	3.1		0.0, 0.0		
			s-4	NA	2.9		0.0, 0.0		
15.0			s-5	NA	2.1		0.0, 0.0		
20.0	-20.0 / 20.0	End of Borehole							
25.0									

Drilled By: TREC Environmental
Drill Rig Type: Geoprobe 6620DT
Drill Method: Direct push

Drill Date(s): 10-15-09

Hole Size: 2"
Stick-up: NA
Datum: Mean sea level

Sheet: 1 of 1

Project No: 0170-001-103

Borehole Number: SB-14/MW-3

Project: 3807 Highland Ave. site

Client: Solsil, Inc.

Logged By: BMG

Site Location: 3807 Highland Ave.

Checked By: BCH

Benchmark Environmental Engineering & Science, PLLC
2558 Hamburg Turnpike, Suite 300
Lackawanna, NY
(716) 856-0599

SUBSURFACE PROFILE			SAMPLE						
Depth (fbgs)	Elev. /Depth	Description (ASTM D2488: Visual-Manual Procedure)	Sample No.	SPT N-Value	Recovery (ft)	Symbol	PID VOCs ppm (0 / 12.5 / 25)	Lab Sample	Well Completion Details or Remarks
0.0	0.0 / 0.0	Ground Surface							
		Clayey Silt Brown, moist, low plasticity fines and trace sand, stiff, blocky	s-1	NA	3.6		0.0 / 0.0		
5.0			s-2	NA	3.9		0.0 / 0.0		
10.0			s-3	NA	3.9		0.0 / 0.0	Sampled 8-12'	
	-11.5 / 11.5	***Silty Sand*** Brown, wet, fine sand with little non-plastic fines, soft							
	-12.5 / 12.5	***Clayey Silt*** Reddish brown, moist to wet (17'), low plasticity fines trace laminated sand lenses, soft	s-4	NA	3.7		0.0 / 0.0		
15.0			s-5	NA	3.0		0.0 / 0.0		
20.0	-20.0 / 20.0	End of Borehole							
25.0									

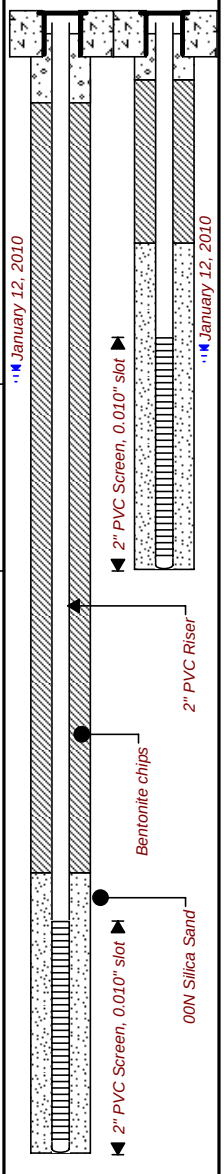

Drilled By: TREC Environmental
Drill Rig Type: Geoprobe 6620DT
Drill Method: Direct push

Drill Date(s): 10-14-09

Hole Size: 2"
Stick-up: NA
Datum: Mean sea level

Sheet: 1 of 1

Project No: 0170-001-103

Borehole Number: SB-15

Project: 3807 Highland Ave. site

Client: Globe Metallurgical Inc.

Logged By: BMG

Site Location: 3807 Highland Ave.

Checked By: BCH

Benchmark Environmental Engineering & Science, PLLC
2558 Hamburg Turnpike, Suite 300
Lackawanna, NY
(716) 856-0599

SUBSURFACE PROFILE			SAMPLE						
Depth (fbgs)	Elev. /Depth	Description (ASTM D2488: Visual-Manual Procedure)	Sample No.	SPT N-Value	Recovery (ft)	Symbol	PID VOCs ppm (0 / 12.5 / 25)	Lab Sample	Well Completion Details or Remarks
0.0	0.0	Ground Surface							
	0.0	***Fill*** Dark brown, moist, fill with cinders, ash, pieces of metal, and little non-plastic fines	s-1	NA	2.8		0.0	Sampled 0-2'	
	-2.0 2.0	***Clayey Silt*** Brown, moist, low plasticity fines, medium stiff, massive					0.0		
	-4.0 4.0	***Silty Clay*** Reddish brown, moist, medium plasticity fines, stiff, massive	s-2	NA	3.0		0.0		
5.0	-6.0 6.0	***Clayey Silt*** Reddish brown, moist to wet (14'), low plasticity fines (and few small gravel starting at 14'), soft, massive					0.0		
10.0			s-3	NA	3.8		0.0		
			s-4	NA	2.1		0.0		
15.0	-16.0 16.0	***Sand and Gravel*** Brown, moist, fine sand and medium gravel, dense, loose when disturbed, refusal at 19.8'	s-5	NA	0.4		0.0		
	-19.8 19.8	End of Borehole					0.0		
20.0									
25.0									

Drilled By: TREC Environmental
Drill Rig Type: Geoprobe 6620DT
Drill Method: Direct push

Drill Date(s): 10-14-09

Hole Size: 2"
Stick-up: NA
Datum: Mean sea level

Sheet: 1 of 1

Project No: 0170-001-103

Borehole Number: SB-16

Project: 3807 Highland Ave. site

Client: Globe Metallurgical Inc.

Logged By: BMG

Site Location: 3807 Highland Ave.

Checked By: BCH

Benchmark Environmental Engineering & Science, PLLC
2558 Hamburg Turnpike, Suite 300
Lackawanna, NY
(716) 856-0599

SUBSURFACE PROFILE			SAMPLE						
Depth (fbgs)	Elev. /Depth	Description (ASTM D2488: Visual-Manual Procedure)	Sample No.	SPT N-Value	Recovery (ft)	Symbol	PID VOCs ppm (0 / 12.5 / 25)	Lab Sample	Well Completion Details or Remarks
0.0	0.0 / 0.0	Ground Surface							
	-1.0 / 1.0	***Fill*** Brown, moist, fill with crushed stone and non-plastic fines							
		Clayey Silt Brown, moist, low plasticity fines, medium stiff, blocky	s-1	NA	4		3.9, 0.9	Sampled 0-2'	
5.0			s-2	NA	3.8		0.3, 0.1		
	-7.5 / 7.5	***Silty Clay*** Reddish brown, moist, medium plasticity fines, stiff, massive	s-3	NA	3.7		0.0, 0.0		
10.0	-11.0 / 11.0	***Clayey Silt*** Reddish brown, moist to wet (14'), low plasticity fines (and few small gravel starting at 14'), soft, massive	s-4	NA	2.1		0.0, 0.0		
15.0			s-5	NA	2.1		0.0, 0.0		
20.0	-20.0 / 20.0	End of Borehole							
25.0									

Drilled By: TREC Environmental
Drill Rig Type: Geoprobe 6620DT
Drill Method: Direct push

Drill Date(s): 10-14-09

Hole Size: 2"
Stick-up: NA
Datum: Mean sea level

Sheet: 1 of 1

Project No: 0170-001-103

Borehole Number: SB-17

Project: 3807 Highland Ave. site

Client: Globe Metallurgical Inc.

Logged By: BMG

Site Location: 3807 Highland Ave.

Checked By: BCH

Benchmark Environmental Engineering & Science, PLLC
2558 Hamburg Turnpike, Suite 300
Lackawanna, NY
(716) 856-0599

SUBSURFACE PROFILE			SAMPLE						
Depth (fbgs)	Elev. /Depth	Description (ASTM D2488: Visual-Manual Procedure)	Sample No.	SPT N-Value	Recovery (ft)	Symbol	PID VOCs ppm (0 / 12.5 / 25)	Lab Sample	Well Completion Details or Remarks
0.0	0.0 / 0.0	Ground Surface							
	-1.0 / 1.0	***Fill*** Brown, moist, fill with crushed stone and non-plastic fines							
		Clayey Silt Brown, moist, low plasticity fines, stiff, massive	s-1	NA	3.2		4.3, 0.5	Sampled 0-2'	
5.0	-5.0 / 5.0	***Silty Clay*** Reddish brown, moist, medium plasticity fines, stiff, massive, silty sand lense 6-7'	s-2	NA	3.8		0.0, 0.0		
10.0			s-3	NA	3.4		0.0, 0.0		
	-13.0 / 13.0	***Clayey Silt*** Reddish brown, moist to wet (14'), low plasticity fines (and few small gravel starting at 14'), soft, massive, refusal at 18.2'	s-4	NA	0.4		0.0, 0.0		
15.0			s-5	NA	2.1		0.0		
	-18.2 / 18.2	End of Borehole							
20.0									

Drilled By: TREC Environmental
Drill Rig Type: Geoprobe 6620DT
Drill Method: Direct push

Drill Date(s): 10-14-09

Hole Size: 2"
Stick-up: NA
Datum: Mean sea level

Sheet: 1 of 1

Project No: 0170-001-103

Borehole Number: SB-18

Project: 3807 Highland Ave. site

Client: Globe Metallurgical Inc.

Logged By: BMG

Site Location: 3807 Highland Ave.

Checked By: BCH

Benchmark Environmental Engineering & Science, PLLC
2558 Hamburg Turnpike, Suite 300
Lackawanna, NY
(716) 856-0599

SUBSURFACE PROFILE			SAMPLE						
Depth (fbgs)	Elev. /Depth	Description (ASTM D2488: Visual-Manual Procedure)	Sample No.	SPT N-Value	Recovery (ft)	Symbol	PID VOCs ppm (0 / 50 / 100)	Lab Sample	Well Completion Details or Remarks
0.0	0.0	Ground Surface							
	0.0	***Fill*** Dark brown, moist, fill with cinders, ash, pieces of metal, and little non-plastic fines					0.0		
	-1.0 / 1.0	***Clayey Silt*** Brown, moist, low plasticity fines, medium stiff, massive	s-1	NA	3.2		69.2	Sampled 2-4'	
	-4.5 / 4.5	***Silty Clay*** Reddish brown, moist, medium plasticity fines, stiff, massive, 0.1" thick sand lenses(6-7')					0.5		
5.0			s-2	NA	3.9		0.0		
	-7.0 / 7.0	***Clayey Silt*** Reddish brown, moist to wet (14'), low plasticity fines (and few small gravel starting at 14'), soft, massive, refusal at 16.8'					0.0		
10.0			s-3	NA	2.4		0.0		
			s-4	NA	2.1		0.0		
15.0							0.0		
			s-5	NA	0.8				
	-16.8 / 16.8	End of Borehole							
20.0									

Drilled By: TREC Environmental
Drill Rig Type: Geoprobe 6620DT
Drill Method: Direct push

Drill Date(s): 10-14-09

Hole Size: 2"
Stick-up: NA
Datum: Mean sea level

Sheet: 1 of 1

Project No: 0170-001-103

Borehole Number: SB-19

Project: 3807 Highland Ave. site

Client: Globe Metallurgical Inc.

Logged By: BMG

Site Location: 3807 Highland Ave.

Checked By: BCH

Benchmark Environmental Engineering & Science, PLLC
2558 Hamburg Turnpike, Suite 300
Lackawanna, NY
(716) 856-0599

SUBSURFACE PROFILE			SAMPLE						
Depth (fbgs)	Elev. /Depth	Description (ASTM D2488: Visual-Manual Procedure)	Sample No.	SPT N-Value	Recovery (ft)	Symbol	PID VOCs ppm (0 / 250 / 500)	Lab Sample	Well Completion Details or Remarks
0.0	0.0	Ground Surface							
	0.0	***Fill*** Dark brown, moist, fill with cinders, ash, pieces of metal, little non-plastic fines, dense							
	-1.0 1.0	***Clayey Silt*** Brown, moist, low plasticity fines, medium stiff, massive	s-1	NA	3.2		0.0		
							0.0		
	-4.5 4.5	***Silty Clay*** Reddish brown, moist, medium plasticity fines, stiff, massive, silty sand lense 6-7'	s-2	NA	3.9		0.0		
5.0							0.0		
	-7.0 7.0	***Clayey Silt*** Reddish brown, moist to wet (14'), low plasticity fines (and few small gravel starting at 14'), soft, massive, refusal at 14.7'	s-3	NA	1.8		0.0		
10.0							69.4		
			s-4	NA	0.3		214.0	Sampled 11-14.7'	
	-14.7 14.7	End of Borehole							
15.0									
20.0									

Drilled By: TREC Environmental
Drill Rig Type: Geoprobe 6620DT
Drill Method: Direct push

Drill Date(s): 10-14-09

Hole Size: 2"
Stick-up: NA
Datum: Mean sea level

Sheet: 1 of 1

Project No: 0170-001-103

Borehole Number: SB-20/MW-1

Project: 3807 Highland Ave. site

Client: Globe Metallurgical Inc.

Logged By: BMG

Site Location: 3807 Highland Ave.

Checked By: BCH

Benchmark Environmental Engineering & Science, PLLC
2558 Hamburg Turnpike, Suite 300
Lackawanna, NY
(716) 856-0599

SUBSURFACE PROFILE			SAMPLE						
Depth (fbgs)	Elev. /Depth	Description (ASTM D2488: Visual-Manual Procedure)	Sample No.	SPT N-Value	Recovery (ft)	Symbol	PID VOCs ppm (0 / 12.5 / 25)	Lab Sample	Well Completion Details or Remarks
0.0	0.0	Ground Surface							
	0.0	***Fill*** Dark brown, moist, fill with crushed stone, cinders, ash, pieces of metal, and non-plastic fines					4.9	Sampled 0-2'	
	-2.0 / 2.0	***Clayey Silt*** Brown, moist, low plasticity fines, medium stiff, massive	s-1	NA	3.4		0.3		
	-4.0 / 4.0	***Silty Clay*** Reddish brown, moist, medium plasticity fines, stiff, massive	s-2	NA	3.9		0.0		
5.0							0.0		
	-8.0 / 8.0	***Clayey Silt*** Reddish brown, moist to wet (12'), low plasticity fines (and few small gravel starting at 12'), soft, massive, refusal at 16.8'	s-3	NA	3.1		0.0		
10.0							0.0		
			s-4	NA	>1		0.0		
15.0							0.0		
			s-5	NA	.8		0.0		
	-16.8 / 16.8	End of Borehole							
20.0									

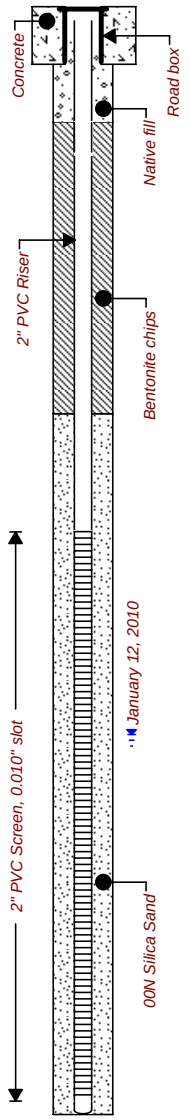

Drilled By: TREC Environmental
Drill Rig Type: Geoprobe 6620DT
Drill Method: Direct push

Drill Date(s): 10-15-09

Hole Size: 2"
Stick-up: NA
Datum: Mean sea level

Sheet: 1 of 1

Project No: 0170-001-103

Borehole Number: SB-21

Project: 3807 Highland Ave. site

Client: Globe Metallurgical Inc.

Logged By: BMG

Site Location: 3807 Highland Ave.

Checked By: BCH

Benchmark Environmental Engineering & Science, PLLC
2558 Hamburg Turnpike, Suite 300
Lackawanna, NY
(716) 856-0599

SUBSURFACE PROFILE			SAMPLE						
Depth (fbgs)	Elev. /Depth	Description (ASTM D2488: Visual-Manual Procedure)	Sample No.	SPT N-Value	Recovery (ft)	Symbol	PID VOCs ppm (0 – 12.5 – 25)	Lab Sample	Well Completion Details or Remarks
0.0	0.0	Ground Surface							
	0.0 -0.5 0.5	***Fill*** Dark brown, moist, fill with crushed stone and little non-plastic fines, dense							
		Clayey Silt Brown, moist, low plasticity fines, medium stiff, massive	s-1	NA	3.7		13.3 7.3		
	-4.5 4.5	***Silty Clay*** Reddish brown, moist, medium plasticity fines, stiff, massive, silty sand lense 6-7'	s-2	NA	3.9		0.8 1.2		
5.0	-6.0 6.0	***Clayey Silt*** Reddish brown, moist to wet (13'), low plasticity fines (and few small gravel starting at 10'), soft, massive, refusal at 14.7'	s-3	NA	2.7		0.3 10.7		
10.0			s-4	NA	0.8		13.6	Sampled 11-14.7'	
	-14.7 14.7	End of Borehole							
15.0									
20.0									

Drilled By: TREC Environmental
Drill Rig Type: Geoprobe 6620DT
Drill Method: Direct push

Drill Date(s): 10-16-09

Hole Size: 2"
Stick-up: NA
Datum: Mean sea level

Sheet: 1 of 1

Project No: 0170-001-103

Borehole Number: SB-22

Project: 3807 Highland Ave. site

Client: Globe Metallurgical Inc.

Logged By: BMG

Site Location: 3807 Highland Ave.

Checked By: BCH

Benchmark Environmental Engineering & Science, PLLC
2558 Hamburg Turnpike, Suite 300
Lackawanna, NY
(716) 856-0599

SUBSURFACE PROFILE			SAMPLE						
Depth (fbgs)	Elev. /Depth	Description (ASTM D2488: Visual-Manual Procedure)	Sample No.	SPT N-Value	Recovery (ft)	Symbol	PID VOCs ppm (0 – 12.5 – 25)	Lab Sample	Well Completion Details or Remarks
0.0	0.0	Ground Surface							
	0.0	***Fill*** Dark brown, moist, fill with slag, cinders, ash, pieces of metal, and little non-plastic fines					0.4	Sampled 0-2'	
	-2.0 / 2.0	***Clayey Silt*** Brown, moist, low plasticity fines, medium stiff, massive, refusal at 9.7'	s-1	NA	4.0		0.3		
5.0			s-2	NA	3.9		0.0		
							0.0		
			s-3	NA	1.0		0.0		
	-9.7 / 9.7	End of Borehole							
10.0									
15.0									
20.0									

Drilled By: TREC Environmental
Drill Rig Type: Geoprobe 6620DT
Drill Method: Direct push

Drill Date(s): 10-15-09

Hole Size: 2"
Stick-up: NA
Datum: Mean sea level

Sheet: 1 of 1

Project No: 0170-001-103

Borehole Number: SB-23/MW-5

Project: 3807 Highland Ave. site

Client: Globe Metallurgical Inc.

Logged By: BMG

Site Location: 3807 Highland Ave.

Checked By: BCH

Benchmark Environmental Engineering & Science, PLLC
2558 Hamburg Turnpike, Suite 300
Lackawanna, NY
(716) 856-0599

SUBSURFACE PROFILE			SAMPLE						
Depth (fbgs)	Elev. /Depth	Description (ASTM D2488: Visual-Manual Procedure)	Sample No.	SPT N-Value	Recovery (ft)	Symbol	PID VOCs ppm (0 – 250 – 500)	Lab Sample	Well Completion Details or Remarks
0.0	0.0	Ground Surface							
	0.0	***Fill*** Dark brown, moist, fill with crushed stone, cinders, ash, pieces of metal, and little non-plastic fines	s-1	NA	3.7		103.0, 134.0		
	-4.0 / 4.0	***Clayey Silt*** Brown to reddish brown (8'), moist, low plasticity fines (and few gravel starting at 12'), medium stiff to soft (8'), massive, refusal at 12.2'	s-2	NA	3.9		23.0, 87.0		
5.0			s-3	NA	1.4		54.0, 230.0	Sampled 8-12'	
10.0	-12.2 / 12.2	End of Borehole	s-4	NA	0.1				
15.0									
20.0									

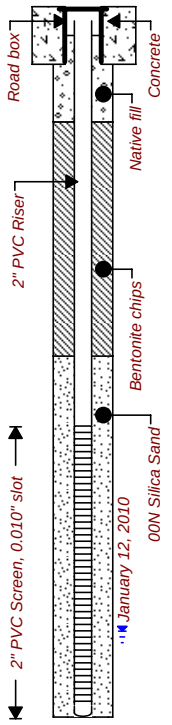

Drilled By: TREC Environmental
Drill Rig Type: Geoprobe 5400UD
Drill Method: Direct push

Drill Date(s): 10-15-09

Hole Size: 2"
Stick-up: NA
Datum: Mean sea level

Sheet: 1 of 1

Project No: 0170-001-103

Borehole Number: SB-24

Project: 3807 Highland Ave. site

Client: Globe Metallurgical Inc.

Logged By: BMG

Site Location: 3807 Highland Ave.

Checked By: BCH

BENCHMARK ENVIRONMENTAL ENGINEERING & SCIENCE, PLLC

Benchmark Environmental Engineering & Science, PLLC
2558 Hamburg Turnpike, Suite 300
Lackawanna, NY
(716) 856-0599

SUBSURFACE PROFILE			SAMPLE						
Depth (fbgs)	Elev. /Depth	Description (ASTM D2488: Visual-Manual Procedure)	Sample No.	SPT N-Value	Recovery (ft)	Symbol	PID VOCs ppm (0 / 25 / 50)	Lab Sample	Well Completion Details or Remarks
0.0	0.0 / 0.0	Ground Surface							
		Fill Dark brown, moist, fill with cinders, ash, pieces of metal, and little non-plastic fines	s-1	NA	3.7		0.0, 13.7		
5.0			s-2	NA	3.9		31.7, 15.6	Sampled 4-6'	
	-9.5 / 9.5	***Silty Clay*** Reddish brown, moist, medium plasticity fines, stiff, massive	s-3	NA	2.9		7.8, 0.5		
10.0	-11.2 / 11.2	***Clayey Silt*** Reddish brown, moist to wet (13'), low plasticity fines (and few gravel starting at 12'), soft, massive, refusal at 17.2	s-4	NA	1.8		0.0, 0.0		
15.0			s-5	NA	0.4		0.0		
	-17.2 / 17.2	End of Borehole							
20.0									

Drilled By: TREC Environmental
Drill Rig Type: Geoprobe 5400UD
Drill Method: Direct push

Drill Date(s): 10-16-09

Hole Size: 2"
Stick-up: NA
Datum: Mean sea level

Sheet: 1 of 1

Project No: 0170-001-103

Borehole Number: SB-25

Project: 3807 Highland Ave. site

Client: Globe Metallurgical Inc.

Logged By: BMG

Site Location: 3807 Highland Ave.

Checked By: BCH

Benchmark Environmental Engineering & Science, PLLC
2558 Hamburg Turnpike, Suite 300
Lackawanna, NY
(716) 856-0599

SUBSURFACE PROFILE			SAMPLE						
Depth (fbgs)	Elev. /Depth	Description (ASTM D2488: Visual-Manual Procedure)	Sample No.	SPT N-Value	Recovery (ft)	Symbol	PID VOCs ppm (0 – 12.5 – 25)	Lab Sample	Well Completion Details or Remarks
0.0	0.0	Ground Surface							
	0.0	***Fill*** Dark brown, moist, fill with crushed stone, cinders, ash, pieces of metal and non-plastic fines, refusal at 3.1'	s-1	NA	3.0		1.3, 4.7	Sampled 1-3'	
	-3.1								
	3.1	End of Borehole							
5.0									
10.0									
15.0									
20.0									

Drilled By: TREC Environmental
Drill Rig Type: Geoprobe 5400UD
Drill Method: Direct push

Drill Date(s): 10-15-09

Hole Size: 2"
Stick-up: NA
Datum: Mean sea level

Sheet: 1 of 1

Project No: 0170-001-103

Borehole Number: SB-26

Project: 3807 Highland Ave. site

Client: Globe Metallurgical Inc.

Logged By: BMG

Site Location: 3807 Highland Ave.

Checked By: BCH

Benchmark Environmental Engineering & Science, PLLC
2558 Hamburg Turnpike, Suite 300
Lackawanna, NY
(716) 856-0599

SUBSURFACE PROFILE			SAMPLE						
Depth (fbgs)	Elev. /Depth	Description (ASTM D2488: Visual-Manual Procedure)	Sample No.	SPT N-Value	Recovery (ft)	Symbol	PID VOCs ppm (0 / 12.5 / 25)	Lab Sample	Well Completion Details or Remarks
0.0	0.0 / 0.0	Ground Surface							
	-1.0 / 1.0	***Fill*** Brown, moist, fill with crushed stone and non-plastic fines, dense							
		Clayey Silt Brown, moist, low plasticity fines and trace sand, medium stiff, blocky, refusal at 7.7'	s-1	NA	3.8		0.0 0.0	Sampled 1-3'	
5.0			s-2	NA	3.2		0.0 4.2		
	-7.7 / 7.7	End of Borehole							
10.0									
15.0									
20.0									

Drilled By: TREC Environmental
Drill Rig Type: Geoprobe 6620DT
Drill Method: Direct push

Drill Date(s): 10-19-09

Hole Size: 2"
Stick-up: NA
Datum: Mean sea level

Sheet: 1 of 1

Project No: 0170-001-103

Borehole Number: SB-27

Project: 3807 Highland Ave. site

Client: Globe Metallurgical Inc.

Logged By: BMG

Site Location: 3807 Highland Ave.

Checked By: BCH

Benchmark Environmental Engineering & Science, PLLC
2558 Hamburg Turnpike, Suite 300
Lackawanna, NY
(716) 856-0599

SUBSURFACE PROFILE			SAMPLE						
Depth (fbgs)	Elev. /Depth	Description (ASTM D2488: Visual-Manual Procedure)	Sample No.	SPT N-Value	Recovery (ft)	Symbol	PID VOCs ppm (0 – 12.5 – 25)	Lab Sample	Well Completion Details or Remarks
0.0	0.0	Ground Surface							
	0.0	***Fill*** Dark brown, moist, fill with slag, cinders, ash, pieces of metal, and little non-plastic fines, refusal at 2.0'	s-1	NA	2.0		0.0		
	-2.0								
	2.0	End of Borehole							
5.0									
10.0									
15.0									
20.0									

Drilled By: TREC Environmental
Drill Rig Type: Geoprobe 5400UD
Drill Method: Direct push

Drill Date(s): 10-19-09

Hole Size: 2"
Stick-up: NA
Datum: Mean sea level

Sheet: 1 of 1

Project No: 0170-001-103

Borehole Number: SB-27A

Project: 3807 Highland Ave. site

Client: Globe Metallurgical Inc.

Logged By: BMG

Site Location: 3807 Highland Ave.

Checked By: BCH

Benchmark Environmental Engineering & Science, PLLC
2558 Hamburg Turnpike, Suite 300
Lackawanna, NY
(716) 856-0599

SUBSURFACE PROFILE			SAMPLE						
Depth (fbgs)	Elev. /Depth	Description (ASTM D2488: Visual-Manual Procedure)	Sample No.	SPT N-Value	Recovery (ft)	Symbol	PID VOCs ppm (0 – 12.5 – 25)	Lab Sample	Well Completion Details or Remarks
0.0	0.0	Ground Surface							
	0.0	***Fill*** Brown, moist, fill with low plastic fines and crushed stone, stiff	s-1	NA	2.2		0.0	Sampled 1-3'	
	-3.2						0.0		
	3.2	***Fill*** Black, moist, fill with cinders, ash, slag and some non-plastic fines, dense, refusal at 3.7'	s-2	NA	.5				
	-3.7								
	3.7	End of Borehole							
5.0									
		Boring log of angled bore hole, depth as been corrected based on angle							
10.0									
15.0									
20.0									

Drilled By: TREC Environmental
Drill Rig Type: Geoprobe 5400UD
Drill Method: Direct push

Drill Date(s): 10-19-09

Hole Size: 2"
Stick-up: NA
Datum: Mean sea level

Sheet: 1 of 1

Project No: 0170-001-103

Borehole Number: SB-27B

Project: 3807 Highland Ave. site

Client: Globe Metallurgical Inc.

Logged By: BMG

Site Location: 3807 Highland Ave.

Checked By: BCH

Benchmark Environmental Engineering & Science, PLLC
2558 Hamburg Turnpike, Suite 300
Lackawanna, NY
(716) 856-0599

SUBSURFACE PROFILE			SAMPLE						
Depth (fbgs)	Elev. /Depth	Description (ASTM D2488: Visual-Manual Procedure)	Sample No.	SPT N-Value	Recovery (ft)	Symbol	PID VOCs ppm (0 / 1000 / 2000)	Lab Sample	Well Completion Details or Remarks
0.0	0.0 / 0.0	Ground Surface							
		Fill Dark brown, moist, fill with non-plastic fines and crushed stone	s-1	NA	2.2		0.0 / 0.0		
5.0	-5.0 / 5.0	***Fill*** Dark brown, moist, fill with cinders, ash, slag and little non-plastic fines, refuasl at 6.1'	s-2	NA	2.1		0.0		
	-6.1 / 6.1	End of Borehole							
10.0		Boring located on top of 5' dike							
15.0									
20.0									

Drilled By: TREC Environmental
Drill Rig Type: Geoprobe 5400UD
Drill Method: Direct push

Drill Date(s): 10-16-09

Hole Size: 2"
Stick-up: NA
Datum: Mean sea level

Sheet: 1 of 1

Project No: 0170-001-103

Borehole Number: SB-28

Project: 3807 Highland Ave. site

Client: Globe Metallurgical Inc.

Logged By: BMG

Site Location: 3807 Highland Ave.

Checked By: BCH

Benchmark Environmental Engineering & Science, PLLC
2558 Hamburg Turnpike, Suite 300
Lackawanna, NY
(716) 856-0599

SUBSURFACE PROFILE			SAMPLE						
Depth (fbgs)	Elev. /Depth	Description (ASTM D2488: Visual-Manual Procedure)	Sample No.	SPT N-Value	Recovery (ft)	Symbol	PID VOCs ppm (0 / 12.5 / 25)	Lab Sample	Well Completion Details or Remarks
0.0	0.0	Ground Surface							
	0.0 -0.5 0.5	***Fill*** Dark brown, moist, fill with cinders, ash, pieces of metal, and non-plastic fines, dense					0.0		
		Silt Brown, moist to dry (3.8), non-plastic fines with few fine sand, dense, loose when disturbed, Refusal at 8.7'	s-1	NA	3.7		0.0		
5.0			s-2	NA	3.2		15.3 20.0	Sampled 4-6'	
	-8.7 8.7	End of Borehole	s-3	NA	0.3		1.6		
10.0									
15.0									
20.0									

Drilled By: TREC Environmental
Drill Rig Type: Geoprobe 5400UD
Drill Method: Direct push

Drill Date(s): 10-19-09

Hole Size: 2"
Stick-up: NA
Datum: Mean sea level

Sheet: 1 of 1

Project No: 0193-001-102

Borehole Number: SB-29

Project: 3807 Highland Ave. site

Client: Solsil, Inc.

Logged By: BMG

Site Location: 3807 Highland Ave.

Checked By: BCH

Benchmark Environmental Engineering & Science, PLLC
2558 Hamburg Turnpike, Suite 300
Lackawanna, NY
(716) 856-0599

SUBSURFACE PROFILE			SAMPLE						
Depth (fbgs)	Elev. /Depth	Description (ASTM D2488: Visual-Manual Procedure)	Sample No.	SPT N-Value	Recovery (ft)	Symbol	PID VOCs ppm (0 / 50 / 100)	Lab Sample	Well Completion Details or Remarks
0.0	0.0	Ground Surface							
	0.0	***Fill*** Dark brown, moist, fill with cinders, ash, pieces of metal, and non-plastic fines, dense	s-1	NA	2.5		11.9, 0.5		
5.0			s-2	NA	2.4		9.4, 12.9	Sampled 4-6'	
	-6.8 / 6.8	***Clayey Silt*** Brown, moist, low plasticity fines, medium stiff, massive							
	-8.2 / 8.2	***Silty Clay*** Reddish brown, moist, medium plasticity fines, stiff, massive	s-3	NA	2.9		1.4, 1.2		
10.0									
	-11.5 / 11.5	***Clayey Silt*** Reddish brown, moist to wet (13'), low plasticity fines (and few gravel starting at 12'), soft, massive (no recovery 12-16'), refusal at 17.2'	s-4	NA	0		36.4, 59.3		
15.0			s-5	NA	0.4		0.0		
	-17.2 / 17.2	End of Borehole							
20.0									

Drilled By: TREC Environmental
Drill Rig Type: Geoprobe 5400UD
Drill Method: Direct push

Drill Date(s): 10-16-09

Hole Size: 2"
Stick-up: NA
Datum: Mean sea level

Sheet: 1 of 1

Project No: 0193-001-102

Borehole Number: SB-30

Project: 3807 Highland Ave. site

Client: Solsil, Inc.

Logged By: BMG

Site Location: 3807 Highland Ave.

Checked By: BCH

Benchmark Environmental Engineering & Science, PLLC
2558 Hamburg Turnpike, Suite 300
Lackawanna, NY
(716) 856-0599

SUBSURFACE PROFILE			SAMPLE						
Depth (fbgs)	Elev. /Depth	Description (ASTM D2488: Visual-Manual Procedure)	Sample No.	SPT N-Value	Recovery (ft)	Symbol	PID VOCs ppm (0 / 12.5 / 25)	Lab Sample	Well Completion Details or Remarks
0.0	0.0 / 0.0	Ground Surface							
		Fill Dark brown, moist, fill with slag, cinders, ash, pieces of metal and some non-plastic fines, refusal at 5.2'	s-1	NA	1.4		7.6; 4.5		
5.0	-5.2 / 5.2		s-2	NA	1.4		0.8	Sampled 4-5.2'	
		End of Borehole							
10.0									
15.0									
20.0									

Drilled By: TREC Environmental
Drill Rig Type: Geoprobe 5400UD
Drill Method: Direct push

Drill Date(s): 10-16-09

Hole Size: 2"
Stick-up: NA
Datum: Mean sea level

Sheet: 1 of 1

Project No: 0170-001-103

Borehole Number: SB-31

Project: 3807 Highland Ave. site

Client: Globe Metallurgical Inc.

Logged By: BMG

Site Location: 3807 Highland Ave.

Checked By: BCH

Benchmark Environmental Engineering & Science, PLLC
2558 Hamburg Turnpike, Suite 300
Lackawanna, NY
(716) 856-0599

SUBSURFACE PROFILE			SAMPLE						
Depth (fbgs)	Elev. /Depth	Description (ASTM D2488: Visual-Manual Procedure)	Sample No.	SPT N-Value	Recovery (ft)	Symbol	PID VOCs ppm (0 / 12.5 / 25)	Lab Sample	Well Completion Details or Remarks
0.0	0.0	Ground Surface							
	0.0	***Fill*** Dark brown, moist, fill with cinders, ash, pieces of metal, and some non-plastic fines, dense					0.0		
	-1.0 1.0	***Clayey Silt*** Brown, moist, low plasticity fines, medium stiff, massive	s-1	NA	2.7		0.0		
5.0			s-2	NA	1.9		0.0	Sampled 4-6'	
	-5.4 5.4	***Sandy Silt*** Brown, moist to dry, non-plastic fines with some fine sand, stiff, Refusal at 5.9'							
	-5.9 5.9	End of Borehole							
10.0									
15.0									
20.0									

Drilled By: TREC Environmental
Drill Rig Type: Geoprobe 5400UD
Drill Method: Direct push

Drill Date(s): 10-19-09

Hole Size: 2"
Stick-up: NA
Datum: Mean sea level

Sheet: 1 of 1

TEST PIT EXCAVATION LOG

Project No: 0193-001-102

Project: 3807 Highland Ave site

Client: Solsil, Inc.

Site Location: 3807 Highland Ave

Test Pit I.D.: TP-1

Logged By: BMG

Checked By: BCH

Benchmark Environmental Engineering & Science, PLLC
2558 Hamburg Turnpike, Suite 300
Lackawanna, NY
(716) 856-0599

SUBSURFACE PROFILE

Depth (fbgs)	Elev. /Depth	Description (ASTM D2488: Visual-Manual Procedure)	Lithologic Symbol	PID VOCs (ppm)	Lab Sample	Remarks
0.0	0.0	Ground Surface				
	0.0	***Fill*** Dark brown, moist, fill with cinders, ash, pieces of metal, and some non-plastic fines		0.0	Sampled 0-3'	
	-3.0 3.0	***Sandy Silt*** Brown, moist, non-plastic fines with some sand and trace medium plasticity fines, soft, massive		0.0		
5.0				0.0		
	-7.5 7.5	End of Test Pit		0.0		
10.0						

Excavated By: Turnkey Environmental Restoration ***Length: 6'*** ***Depth to Water: Perched water at 3'***
Excavator Type: 430 Bobcat ***Width: 2'*** ***Visual Impacts: None***
Excavation Date(s): 10-6-09 ***Depth: 10'*** ***Olfactory Observations: None***
Comments: Perched water at the fill/native interface

TEST PIT EXCAVATION LOG

Project No: 0193-001-102

Project: 3807 Highland Ave site

Client: Solsil, Inc.

Site Location: 3807 Highland Ave

Test Pit I.D.: TP-2

Logged By: BMG

Checked By: BCH

Benchmark Environmental Engineering & Science, PLLC
2558 Hamburg Turnpike, Suite 300
Lackawanna, NY
(716) 856-0599

SUBSURFACE PROFILE

Depth (fbgs)	Elev. /Depth	Description (ASTM D2488: Visual-Manual Procedure)	Lithologic Symbol	PID VOCs (ppm)	Lab Sample	Remarks
0.0	0.0	Ground Surface				
	0.0	***Fill*** Dark brown, moist, fill with cinders, ash, pieces of metal, and some non-plastic fines, dense		0.0	Sampled 0-3'	
	-3.0 / 3.0	***Clayey Silt*** Brown, moist, low plasticity fines with trace fine sand, stiff, massive		0.1		
5.0				0.0		
	-7.0 / 7.0	End of Test Pit		0.0		
10.0						

PID VOCs ppm scale: 0 25 50 75 100

Excavated By: Turnkey Environmental Restoration ***Length: 6'*** ***Depth to Water: None***

Excavator Type: 430 Bobcat ***Width: 2'*** ***Visual Impacts: None***

Excavation Date(s): 10-6-09 ***Depth: 7'*** ***Olfactory Observations: None***

Comments:

Sheet: 1 of 1

TEST PIT EXCAVATION LOG

Project No: 0193-001-102

Project: 3807 Highland Ave site

Client: Solsil, Inc.

Site Location: 3807 Highland Ave

Test Pit I.D.: TP-3

Logged By: BMG

Checked By: BCH

Benchmark Environmental Engineering & Science, PLLC
2558 Hamburg Turnpike, Suite 300
Lackawanna, NY
(716) 856-0599

SUBSURFACE PROFILE

Depth (fbgs)	Elev. /Depth	Description (ASTM D2488: Visual-Manual Procedure)	Lithologic Symbol	PID VOCs (ppm)	Lab Sample	Remarks
0.0	0.0	Ground Surface				
	0.0	***Fill*** Dark brown, moist, fill with cinders, ash, and pieces of metal		0.0	Sampled 0-1.5'	
	-2.0 / 2.0	***Clayey Silt*** Brown, moist, non-plastic fines with some medium plasticity fines and trace sand, stiff, massive		0.1		
	-4.0 / 4.0	End of Test Pit				
5.0						
10.0						

PID VOCs scale: 0 25 50 75 100 ppm

Excavated By: Turnkey Environmental Restoration ***Length: 5'*** ***Depth to Water: Perched at 1.5'***

Excavator Type: 430 Bobcat ***Width: 2'*** ***Visual Impacts: Sheen on water***

Excavation Date(s): 10-6-09 ***Depth: 4'*** ***Olfactory Observations: Slight RR tie like odor***

Comments: Perched water at 1.5' on top of native

TEST PIT EXCAVATION LOG

Project No: 0193-001-102

Project: 3807 Highland Ave site

Client: Solsil, Inc.

Site Location: 3807 Highland Ave

Test Pit I.D.: TP-4

Logged By: BMG

Checked By: BCH

Benchmark Environmental Engineering & Science, PLLC
2558 Hamburg Turnpike, Suite 300
Lackawanna, NY
(716) 856-0599

SUBSURFACE PROFILE

Depth (fbgs)	Elev. /Depth	Description (ASTM D2488: Visual-Manual Procedure)	Lithologic Symbol	PID VOCs (ppm)	Lab Sample	Remarks
0.0	0.0	Ground Surface				
	0.0	***Fill*** Dark brown, moist, fill with cinders, ash, pieces of metal, and some non-plastic fines, dense		0.0	Sampled 2.5-6'	
	-3.0			8.7		
	3.0	***Sandy Silt*** Brown, moist, non-plastic fines with some sand and trace medium plasticity fines lense inclusions (0.25-1.0" thick), loose, massive		14.4		
5.0						
				3.4		
	-8.0					
	8.0	End of Test Pit				
10.0						

Excavated By: Turnkey Environmental Restoration
Excavator Type: 430 Bobcat
Excavation Date(s): 10-6-09
Comments:

Length: 6'
Width: 2'
Depth: 8'

Depth to Water: None
Visual Impacts: None
Olfactory Observations: None

TEST PIT EXCAVATION LOG

Project No: 0193-001-102

Project: 3807 Highland Ave site

Client: Solsil, Inc.

Site Location: 3807 Highland Ave

Test Pit I.D.: TP-5

Logged By: BMG

Checked By: BCH

Benchmark Environmental Engineering & Science, PLLC
2558 Hamburg Turnpike, Suite 300
Lackawanna, NY
(716) 856-0599

SUBSURFACE PROFILE

Depth (fbgs)	Elev. /Depth	Description (ASTM D2488: Visual-Manual Procedure)	Lithologic Symbol	PID VOCs (ppm)	Lab Sample	Remarks
0.0	0.0	Ground Surface				
	0.0	***Fill*** Dark brown, moist, fill with cinders, ash, pieces of metal, and some non-plastic fines, dense		0.0	Sampled 0-3'	
	-3.0 / 3.0	***Clayey Silt*** Brown, moist, low plasticity fines with trace sand, stiff, massive		0.0		
5.0				0.0		
				0.0		
	-9.0 / 9.0	End of Test Pit		0.0		
10.0						

PID VOCs ppm scale: 0 25 50 75 100

Excavated By: Turnkey Environmental Restoration ***Length: 7'*** ***Depth to Water: None***

Excavator Type: 430 Bobcat ***Width: 2'*** ***Visual Impacts: None***

Excavation Date(s): 10-7-09 ***Depth: 9'*** ***Olfactory Observations: None***

Comments: Some perched water at fill/native interface at 3'

TEST PIT EXCAVATION LOG

Project No: 0193-001-102

Project: 3807 Highland Ave site

Client: Solsil, Inc.

Site Location: 3807 Highland Ave

Test Pit I.D.: TP-7

Logged By: BMG

Checked By: BCH

Benchmark Environmental Engineering & Science, PLLC
2558 Hamburg Turnpike, Suite 300
Lackawanna, NY
(716) 856-0599

SUBSURFACE PROFILE

Depth (fbgs)	Elev. /Depth	Description (ASTM D2488: Visual-Manual Procedure)	Lithologic Symbol	PID VOCs (ppm)	Lab Sample	Remarks
0.0	0.0	Ground Surface				
	0.0	***Fill*** Dark brown, moist, fill with cinders, ash, pieces of metal, and some non-plastic fines, dense		40.0	Sampled 1-2'	
				20.0		
	-4.0 / 4.0	***Clayey Silt*** Brown and green to brown at (5'), moist, low plasticity fines with trace sand, stiff, massive		1.4		
5.0						
	-6.0 / 6.0	End of Test Pit				
10.0						

PID VOCs: ppm — 0, 25, 50, 75, 100

Excavated By: Turnkey Environmental Restoration
Excavator Type: 430 Bobcat
Excavation Date(s): 10-7-09
Comments:

Length: 6'
Width: 2'
Depth: 6'

Depth to Water: None
Visual Impacts: None
Olfactory Observations: Slight

TEST PIT EXCAVATION LOG

Project No: 0193-001-102

Project: 3807 Highland Ave site

Client: Solsil, Inc.

Site Location: 3807 Highland Ave

Test Pit I.D.: TP-8

Logged By: BMG

Checked By: BCH

BENCHMARK ENVIRONMENTAL ENGINEERING & SCIENCE, PLLC

Benchmark Environmental Engineering & Science, PLLC
2558 Hamburg Turnpike, Suite 300
Lackawanna, NY
(716) 856-0599

SUBSURFACE PROFILE

Depth (fbgs)	Elev. /Depth	Description (ASTM D2488: Visual-Manual Procedure)	Lithologic Symbol	PID VOCs (ppm)	Lab Sample	Remarks
	0.0	Ground Surface				
0.0	0.0	***Fill*** Dark brown, moist, fill with cinders, ash, pieces of metal, and some non-plastic fines, dense		1.0	Sampled 1-2'	
				0.8		
5.0				0.0		
	-5.5 / 5.5	***Clayey Silt*** Brown and green to brown at (6'), moist, low plasticity fines with trace sand, medium stiff, massive		0.0		
	-6.5 / 6.5	End of Test Pit				
10.0						

Excavated By: Turnkey Environmental Restoration
Excavator Type: 430 Bobcat
Excavation Date(s): 10-7-09
Comments:

Length: 6'
Width: 2'
Depth: 6.5'

Depth to Water: None
Visual Impacts: None
Olfactory Observations: None

TEST PIT EXCAVATION LOG

Project No: 0170-001-103

Project: 3807 Highland Ave site

Client: Globe Metallurgical Inc.

Site Location: 3807 Highland Ave

Test Pit I.D.: TP-10

Logged By: BMG

Checked By: BCH

Benchmark Environmental Engineering & Science, PLLC
2558 Hamburg Turnpike, Suite 300
Lackawanna, NY
(716) 856-0599

SUBSURFACE PROFILE

Depth (fbgs)	Elev. /Depth	Description (ASTM D2488: Visual-Manual Procedure)	Lithologic Symbol	PID VOCs (ppm)	Lab Sample	Remarks
0.0	0.0	Ground Surface				
	0.0	***Fill*** Dark brown, moist, fill with cinders, ash, pieces of metal, and some non-plastic fines, dense		12.3		
	-2.0 / 2.0	***Clayey Silt*** Brown, moist, low plasticity fines and trace sand, medium stiff, massive		20.1, 61.3, 73.4	Sampled 6-8'	
	-9.0 / 9.0	End of Test Pit		5.2		
5.0						
10.0						

PID VOCs: ppm scale 0, 25, 50, 75, 100

Excavated By: Turnkey Environmental Restoration
Excavator Type: 430 Bobcat
Excavation Date(s): 10-8-09
Comments:

Length: 7'
Width: 2'
Depth: 9'

Depth to Water: None
Visual Impacts: None
Olfactory Observations: Slight

TEST PIT EXCAVATION LOG

Project No: 0170-001-103 ***Test Pit I.D.:*** TP-11

Project: 3807 Highland Ave site ***Logged By:*** BMG

Client: Globe Metallurgical Inc. ***Checked By:*** BCH

Site Location: 3807 Highland Ave

Benchmark Environmental Engineering & Science, PLLC
2558 Hamburg Turnpike, Suite 300
Lackawanna, NY
(716) 856-0599

SUBSURFACE PROFILE

Depth (fbgs)	Elev. /Depth	Description (ASTM D2488: Visual-Manual Procedure)	Lithologic Symbol	PID VOCs (ppm)	Lab Sample	Remarks
0.0	0.0	Ground Surface				
	0.0	***Fill*** Black, moist, fill with cinders, ash, many metal pieces, some non-plastic fines, very dense		11.3	Sampled 0-2'	
	-2.5 2.5	***Clayey Silt*** Brown, moist, low plasticity fines and trace sand, stiff, massive		3.5		
	-4.5 4.5	***Sandy Silt*** Brown, moist, non-plasticity fines with some sand and trace medium plasticity fines, dense, loose when disturbed, increasing rock content at 6' (bolders could be weathered bedrock)		1.1		
5.0						
	-6.5 6.5	End of Test Pit				
10.0						

PID VOCs ppm: 0 25 50 75 100

Excavated By: Turnkey Environmental Restoration ***Length: 6'*** ***Depth to Water: NA***

Excavator Type: 430 Bobcat ***Width: 2'*** ***Visual Impacts: None***

Excavation Date(s): 10-8-09 ***Depth: 6.5'*** ***Olfactory Observations: None***

Comments:

Sheet: 1 of 1

TEST PIT EXCAVATION LOG

Project No: 0170-001-103 ***Test Pit I.D.:*** TP-12

Project: 3807 Highland Ave site ***Logged By:*** BMG

Client: Globe Metallurgical Inc. ***Checked By:*** BCH

Site Location: 3807 Highland Ave

Benchmark Environmental Engineering & Science, PLLC
2558 Hamburg Turnpike, Suite 300
Lackawanna, NY
(716) 856-0599

SUBSURFACE PROFILE

Depth (fbgs)	Elev. /Depth	Description (ASTM D2488: Visual-Manual Procedure)	Lithologic Symbol	PID VOCs (ppm)	Lab Sample	Remarks
0.0	0.0	Ground Surface				
	0.0	***Fill*** Black, moist, fill with cinders, ash, pieces of metal, and some non-plastic fines, dense		0.0	Sampled 0-2'	
	-2.0 / 2.0	***Clayey Silt*** Brown, moist, low plasticity fines, some large cobble and trace sand, stiff, massive (may be reworked native)		0.0		
5.0				0.0		
				0.0		
	-8.0 / 8.0	End of Test Pit				
10.0						

Excavated By: ***Turnkey Environmental Restoration*** ***Length:*** ***6'*** ***Depth to Water:*** ***NA***

Excavator Type: ***430 Bobcat*** ***Width:*** ***2'*** ***Visual Impacts:*** ***None***

Excavation Date(s): ***10-8-09*** ***Depth:*** ***8'*** ***Olfactory Observations:*** ***None***

Comments:

TEST PIT EXCAVATION LOG

Project No: 0170-001-103 ***Test Pit I.D.:*** TP-13

Project: 3807 Highland Ave site ***Logged By:*** BMG

Client: Globe Metallurgical Inc. ***Checked By:*** BCH

Site Location: 3807 Highland Ave

Benchmark Environmental Engineering & Science, PLLC
2558 Hamburg Turnpike, Suite 300
Lackawanna, NY
(716) 856-0599

SUBSURFACE PROFILE

Depth (fbgs)	Elev. /Depth	Description (ASTM D2488: Visual-Manual Procedure)	Lithologic Symbol	PID VOCs (ppm)	Lab Sample	Remarks
0.0	0.0	Ground Surface				
	0.0	***Fill*** Black, moist, fill with cinders, ash, pieces of metal, and non-plastic fines, dense		0.0	Sampled 0-2'	
	-2.0 / 2.0	***Clayey Silt*** Brown, moist, low plasticity fines, some large cobble and trace sand, stiff, massive (may be reworked native)		0.0		
5.0				0.0		
				0.0		
	-8.0 / 8.0	End of Test Pit				
10.0						

Excavated By: ***Turnkey Environmental Restoration*** ***Length:*** ***6'*** ***Depth to Water:*** ***NA***

Excavator Type: ***430 Bobcat*** ***Width:*** ***2'*** ***Visual Impacts:*** ***None***

Excavation Date(s): ***10-8-09*** ***Depth:*** ***8'*** ***Olfactory Observations:*** ***None***

Comments:

TEST PIT EXCAVATION LOG

Project No: 0193-001-102

Project: 3807 Highland Ave site

Client: Solsil, Inc.

Site Location: 3807 Highland Ave

Test Pit I.D.: TP-14

Logged By: BMG

Checked By: BCH

Benchmark Environmental Engineering & Science, PLLC
2558 Hamburg Turnpike, Suite 300
Lackawanna, NY
(716) 856-0599

SUBSURFACE PROFILE

Depth (fbgs)	Elev. /Depth	Description (ASTM D2488: Visual-Manual Procedure)	Lithologic Symbol	PID VOCs (ppm)	Lab Sample	Remarks
0.0	0.0	Ground Surface				
	0.0	***Fill*** Dark brown, moist, fill with cinders, ash, pieces of metal, and some non-plastic fines, dense		0.0		
	-4.5 / 4.5	***Clayey Silt*** Brown and green to brown at (5'), moist, low plasticity fines and trace sand, stiff, massive		0.0	Sampled 2.5-3.5'	
5.0	-5.5 / 5.5	End of Test Pit		0.0		
10.0						

PID VOCs ppm scale: 0 25 50 75 100

Excavated By: Turnkey Environmental Restoration ***Length: 4'*** ***Depth to Water: None***

Excavator Type: 430 Bobcat ***Width: 2'*** ***Visual Impacts: None***

Excavation Date(s): 10-7-09 ***Depth: 5.5'*** ***Olfactory Observations: None***

Comments:

Sheet: 1 of 1

TEST PIT EXCAVATION LOG

Project No: 0170-001-103

Project: 3807 Highland Ave site

Client: Globe Metallurgical Inc.

Site Location: 3807 Highland Ave

Test Pit I.D.: TP-15

Logged By: BMG

Checked By: BCH

Benchmark Environmental Engineering & Science, PLLC
2558 Hamburg Turnpike, Suite 300
Lackawanna, NY
(716) 856-0599

SUBSURFACE PROFILE

Depth (fbgs)	Elev. /Depth	Description (ASTM D2488: Visual-Manual Procedure)	Lithologic Symbol	PID VOCs (ppm)	Lab Sample	Remarks
0.0	0.0	Ground Surface				
	0.0	***Fill*** Black, moist, fill with cinders, ash, pieces of metal, and some non-plastic fines, dense		0.0	Sampled 0-2'	
	-2.0 / 2.0	***Clayey Silt*** Brown, moist, low plasticity fines, some large cobbles and trace sand, stiff, massive (may be reworked native), refusal at 7' on rock like material		0.0		
5.0				0.0		
	-7.0 / 7.0	End of Test Pit		0.0		
10.0						

Excavated By: ***Turnkey Environmental Restoration*** ***Length:*** ***6'*** ***Depth to Water:*** ***NA***
Excavator Type: ***430 Bobcat*** ***Width:*** ***2'*** ***Visual Impacts:*** ***None***
Excavation Date(s): ***10-8-09*** ***Depth:*** ***7'*** ***Olfactory Observations:*** ***None***
Comments:

TEST PIT EXCAVATION LOG

Project No: 0170-001-103

Project: 3807 Highland Ave site

Client: Globe Metallurgical Inc.

Site Location: 3807 Highland Ave

Test Pit I.D.: TP-16

Logged By: BMG

Checked By: BCH

Benchmark Environmental Engineering & Science, PLLC
2558 Hamburg Turnpike, Suite 300
Lackawanna, NY
(716) 856-0599

SUBSURFACE PROFILE

Depth (fbgs)	Elev. /Depth	Description (ASTM D2488: Visual-Manual Procedure)	Lithologic Symbol	PID VOCs (ppm)	Lab Sample	Remarks
0.0	0.0	Ground Surface				
	0.0	***Fill*** Dark brown, moist, fill with cinders, ash, pieces of metal, and some non-plastic fines, dense		0.0	Sampled 0-2'	
	-2.5 / 2.5	***Clayey Silt*** Brown to reddish brown (3.5'), moist, low plasticity fines with trace sand, and large cobbles starting at 5', stiff, massive		0.0		
5.0				0.0		
	-5.5 / 5.5	End of Test Pit				
10.0						

PID VOCs ppm scale: 0 25 50 75 100

Excavated By: ***Turnkey Environmental Restoration*** ***Length:*** ***6'*** ***Depth to Water:*** ***None***
Excavator Type: ***430 Bobcat*** ***Width:*** ***2'*** ***Visual Impacts:*** ***None***
Excavation Date(s): ***10-9-09*** ***Depth:*** ***5.5'*** ***Olfactory Observations:*** ***None***
Comments:

TEST PIT EXCAVATION LOG

Project No: 0170-001-103

Project: 3807 Highland Ave site

Client: Globe Metallurgical Inc.

Site Location: 3807 Highland Ave

Test Pit I.D.: TP-17

Logged By: BMG

Checked By: BCH

Benchmark Environmental Engineering & Science, PLLC
2558 Hamburg Turnpike, Suite 300
Lackawanna, NY
(716) 856-0599

SUBSURFACE PROFILE

Depth (fbgs)	Elev. /Depth	Description (ASTM D2488: Visual-Manual Procedure)	Lithologic Symbol	PID VOCs (ppm)	Lab Sample	Remarks
0.0	0.0	Ground Surface				
	0.0	***Fill*** Dark brown, moist, fill with cinders, ash, pieces of metal, and some non-plastic fines, dense		0.0	Sampled 0-3'	
	-2.0 / 2.0	***Clayey Silt*** Brown, moist, low plasticity fines with trace sand, medium stiff, massive		0.0		
5.0				0.0		
	-5.5 / 5.5	End of Test Pit				
10.0						

PID VOCs ppm: 0 25 50 75 100

Excavated By: ***Turnkey Environmental Restoration***
Excavator Type: ***430 Bobcat***
Excavation Date(s): ***10-7-09***
Comments:

Length: ***6'***
Width: ***2'***
Depth: ***5.5'***

Depth to Water: ***None***
Visual Impacts: ***None***
Olfactory Observations: ***None***

TEST PIT EXCAVATION LOG

Project No: 0170-001-103 ***Test Pit I.D.:*** TP-18

Project: 3807 Highland Ave site ***Logged By:*** BMG

Client: Globe Metallurgical Inc. ***Checked By:*** BCH

Site Location: 3807 Highland Ave

Benchmark Environmental Engineering & Science, PLLC
2558 Hamburg Turnpike, Suite 300
Lackawanna, NY
(716) 856-0599

SUBSURFACE PROFILE

Depth (fbgs)	Elev. /Depth	Description (ASTM D2488: Visual-Manual Procedure)	Lithologic Symbol	PID VOCs (ppm)	Lab Sample	Remarks
0.0	0.0	Ground Surface				
	0.0	***Fill*** Dark brown, moist, fill with cinders, ash, pieces of metal, and some non-plastic fines, dense		0.8	Sampled 0-2'	
	-2.0 / 2.0	***Clayey Silt*** Brown to reddish brown (3.5'), moist, low plasticity fines with trace sand, and few large cobbles starting at 5', stiff, massive, refusal @ 5.5' on large rock		0.0		
5.0				0.0		
	-5.5 / 5.5	End of Test Pit				
10.0						

PID VOCs ppm scale: 0 25 50 75 100

Excavated By: ***Turnkey Environmental Restoration*** ***Length:*** ***5.5*** ***Depth to Water:*** ***None***

Excavator Type: ***430 Bobcat*** ***Width:*** ***2'*** ***Visual Impacts:*** ***None***

Excavation Date(s): ***10-9-09*** ***Depth:*** ***5.5'*** ***Olfactory Observations:*** ***None***

Comments:

TEST PIT EXCAVATION LOG

Project No: 0170-001-103

Project: 3807 Highland Ave site

Client: Globe Metallurgical Inc.

Site Location: 3807 Highland Ave

Test Pit I.D.: TP-20

Logged By: BMG

Checked By: BCH

Benchmark Environmental Engineering & Science, PLLC
2558 Hamburg Turnpike, Suite 300
Lackawanna, NY
(716) 856-0599

SUBSURFACE PROFILE

Depth (fbgs)	Elev. /Depth	Description (ASTM D2488: Visual-Manual Procedure)	Lithologic Symbol	PID VOCs (ppm)	Lab Sample	Remarks
0.0	0.0	Ground Surface				
	0.0	***Fill*** Dark brown, moist, fill with cinders, ash, pieces of metal, and some non-plastic fines, dense		0.0	Sampled 0-2'	
	-1.0 / 1.0	***Clayey Silt*** Brown to reddish brown (3'), moist, low plasticity fines with trace sand, and few large cobbles starting at 6', stiff, massive		0.0		
5.0				0.0		
	-7.0 / 7.0	End of Test Pit		0.0		
10.0						

PID VOCs scale: 0 25 50 75 100 ppm

Excavated By: Turnkey Environmental Restoration ***Length: 7'*** ***Depth to Water: None***
Excavator Type: 430 Bobcat ***Width: 2'*** ***Visual Impacts: None***
Excavation Date(s): 10-9-09 ***Depth: 7'*** ***Olfactory Observations: None***
Comments:

Sheet: 1 of 1

TEST PIT EXCAVATION LOG

Project No: 0170-001-103

Project: 3807 Highland Ave site

Client: Globe Metallurgical Inc.

Site Location: 3807 Highland Ave

Test Pit I.D.: TP-21

Logged By: BMG

Checked By: BCH

Benchmark Environmental Engineering & Science, PLLC
2558 Hamburg Turnpike, Suite 300
Lackawanna, NY
(716) 856-0599

SUBSURFACE PROFILE

Depth (fbgs)	Elev. /Depth	Description (ASTM D2488: Visual-Manual Procedure)	Lithologic Symbol	PID VOCs (ppm)	Lab Sample	Remarks
0.0	0.0	Ground Surface				
	0.0	***Fill*** Black, moist, fill with cinders, ash, pieces of metal, and some non-plastic fines, dense		1.9	Sampled 0-2'	
	-2.0 / 2.0	***Clayey Silt*** Brown, moist, low plasticity fines, few large cobbles and trace sand, increased % of cobbles at 6', sitff, massive		0.0		
5.0				0.0		
	-7.0 / 7.0	End of Test Pit		0.0		
10.0						

PID VOCs ppm: 0 25 50 75 100

Excavated By: ***Turnkey Environmental Restoration*** ***Length:*** ***6'*** ***Depth to Water:*** ***NA***
Excavator Type: ***430 Bobcat*** ***Width:*** ***2'*** ***Visual Impacts:*** ***None***
Excavation Date(s): ***10-8-09*** ***Depth:*** ***7'*** ***Olfactory Observations:*** ***None***
Comments:

TEST PIT EXCAVATION LOG

Project No: 0170-001-103

Project: 3807 Highland Ave site

Client: Globe Metallurgical Inc.

Site Location: 3807 Highland Ave

Test Pit I.D.: TP-22

Logged By: BMG

Checked By: BCH

Benchmark Environmental Engineering & Science, PLLC
2558 Hamburg Turnpike, Suite 300
Lackawanna, NY
(716) 856-0599

SUBSURFACE PROFILE

Depth (fbgs)	Elev. /Depth	Description (ASTM D2488: Visual-Manual Procedure)	Lithologic Symbol	PID VOCs (ppm)	Lab Sample	Remarks
0.0	0.0	Ground Surface				
	0.0	***Fill*** Dark brown, moist, fill with cinders, ash, pieces of metal, and some non-plastic fines, dense		51.4	Sampled 0-2'	
	-2.5 / 2.5	***Clayey Silt*** Brown to reddish brown (3.5'), moist, low plasticity fines with trace sand and large cobbles starting at 5', stiff, massive		34.6		
5.0				4.3		
	-5.5 / 5.5	End of Test Pit				
10.0						

PID VOCs: ppm scale 0, 25, 50, 75, 100

Excavated By: Turnkey Environmental Restoration ***Length: 6'*** ***Depth to Water: None***

Excavator Type: 430 Bobcat ***Width: 2'*** ***Visual Impacts: None***

Excavation Date(s): 10-9-09 ***Depth: 5.5'*** ***Olfactory Observations: None***

Comments:

TEST PIT EXCAVATION LOG

Project No: 0170-001-103

Project: 3807 Highland Ave site

Client: Globe Metallurgical Inc.

Site Location: 3807 Highland Ave

Test Pit I.D.: TP-23

Logged By: BMG

Checked By: BCH

Benchmark Environmental Engineering & Science, PLLC
2558 Hamburg Turnpike, Suite 300
Lackawanna, NY
(716) 856-0599

SUBSURFACE PROFILE

Depth (fbgs)	Elev. /Depth	Description (ASTM D2488: Visual-Manual Procedure)	Lithologic Symbol	PID VOCs (ppm)	Lab Sample	Remarks
0.0	0.0	Ground Surface				
	0.0	***Fill*** Dark brown, moist, fill with cinders, ash, pieces of metal, vegetation debris, and some non-plastyic fines, dense		0.0	Sampled 0-2'	
	-2.0 / 2.0	***Clayey Silt*** Brown to reddish brown (4.5'), moist, low plasticity fines with trace sand, and few large cobbles starting at 6.5', siff, massive		0.0		
5.0				0.0		
	-7.0 / 7.0	End of Test Pit		0.0		
10.0						

PID VOCs ppm: 0 25 50 75 100

Excavated By: Turnkey Environmental Restoration ***Length: 6'*** ***Depth to Water: None***
Excavator Type: 430 Bobcat ***Width: 2'*** ***Visual Impacts: None***
Excavation Date(s): 10-12-09 ***Depth: 7'*** ***Olfactory Observations: None***
Comments: Approximately 1 ft of new imported fill based

Sheet: 1 of 1

TEST PIT EXCAVATION LOG

Project No: 0170-001-103

Project: 3807 Highland Ave site

Client: Globe Metallurgical Inc.

Site Location: 3807 Highland Ave

Test Pit I.D.: TP-24

Logged By: BMG

Checked By: BCH

Benchmark Environmental Engineering & Science, PLLC
2558 Hamburg Turnpike, Suite 300
Lackawanna, NY
(716) 856-0599

SUBSURFACE PROFILE

Depth (fbgs)	Elev. /Depth	Description (ASTM D2488: Visual-Manual Procedure)	Lithologic Symbol	PID VOCs (ppm)	Lab Sample	Remarks
0.0	0.0 / 0.0	Ground Surface				
		Fill Dark brown, moist, fill with cinders, ash, pieces of metal, and some non-plastic fines, dense, layer of crushed stone starting at 6'		0.3	Sampled 0-2'	
				0.0		
5.0				0.0		
	-6.5 / 6.5	End of Test Pit				
10.0						

PID VOCs scale: 0 25 50 75 100 ppm

Excavated By: Turnkey Environmental Restoration
Excavator Type: 430 Bobcat
Excavation Date(s): 10-9-09
Comments:

Length: 6'
Width: 2'
Depth: 6.5'

Depth to Water: None
Visual Impacts: None
Olfactory Observations: None

TEST PIT EXCAVATION LOG

Project No: 0170-001-103

Project: 3807 Highland Ave site

Client: Globe Metallurgical Inc.

Site Location: 3807 Highland Ave

Test Pit I.D.: TP-25

Logged By: BMG

Checked By: BCH

Benchmark Environmental Engineering & Science, PLLC
2558 Hamburg Turnpike, Suite 300
Lackawanna, NY
(716) 856-0599

SUBSURFACE PROFILE

Depth (fbgs)	Elev. /Depth	Description (ASTM D2488: Visual-Manual Procedure)	Lithologic Symbol	PID VOCs (ppm)	Lab Sample	Remarks
0.0	0.0	Ground Surface				
	0.0	***Fill*** Dark brown, moist, fill with cinders, ash, pieces of metal, tires, and some non-plastic fines, dense		0.3 1.6		
5.0	-5.0 5.0	***Clayey Silt*** Brown, moist, low plasticity fines with trace sand, and few large cobbles starting at 6.5', medium stiff, massive		0.0	Sampled 3-5'	
	-7.0 7.0	End of Test Pit		0.0		
10.0						

PID VOCs ppm scale: 0 25 50 75 100

Excavated By: Turnkey Environmental Restoration
Excavator Type: 430 Bobcat
Excavation Date(s): 10-12-09
Comments:

Length: 6'
Width: 2'
Depth: 7'

Depth to Water: None
Visual Impacts: None
Olfactory Observations: None

Sheet: 1 of 1

TEST PIT EXCAVATION LOG

Project No: 0170-001-103

Project: 3807 Highland Ave site

Client: Globe Metallurgical Inc.

Site Location: 3807 Highland Ave

Test Pit I.D.: TP-26

Logged By: BMG

Checked By: BCH

Benchmark Environmental Engineering & Science, PLLC
2558 Hamburg Turnpike, Suite 300
Lackawanna, NY
(716) 856-0599

SUBSURFACE PROFILE

Depth (fbgs)	Elev. /Depth	Description (ASTM D2488: Visual-Manual Procedure)	Lithologic Symbol	PID VOCs (ppm)	Lab Sample	Remarks
0.0	0.0	Ground Surface				
	0.0	***Fill*** Dark brown, moist, fill with cinders, ash, pieces of metal, slag, and sone non-plastic fines, dense, refusal at 7'		0.0		
				0.0		
5.0				0.0	Sampled 5-7'	
	-7.0 7.0	End of Test Pit		0.0		
10.0						

PID VOCs ppm scale: 0 25 50 75 100

Excavated By: Turnkey Environmental Restoration ***Length: 6'*** ***Depth to Water: None***
Excavator Type: 430 Bobcat ***Width: 2'*** ***Visual Impacts: None***
Excavation Date(s): 10-12-09 ***Depth: 7'*** ***Olfactory Observations: None***
Comments:

Sheet: 1 of 1

TEST PIT EXCAVATION LOG

Project No: 0170-001-103

Project: 3807 Highland Ave site

Client: Globe Metallurgical Inc.

Site Location: 3807 Highland Ave

Test Pit I.D.: TP-27

Logged By: BMG

Checked By: BCH

Benchmark Environmental Engineering & Science, PLLC
2558 Hamburg Turnpike, Suite 300
Lackawanna, NY
(716) 856-0599

SUBSURFACE PROFILE

Depth (fbgs)	Elev. /Depth	Description (ASTM D2488: Visual-Manual Procedure)	Lithologic Symbol	PID VOCs (ppm)	Lab Sample	Remarks
0.0	0.0 / 0.0	Ground Surface				
		Fill Dark brown, moist, fill with cinders, ash, pieces of metal, slag, and some non-plastic fines, dense, refusal at 6.5'		0.0		
				0.0		
5.0				0.0	Sampled 4-6'	
	-6.5 / 6.5	End of Test Pit				
10.0						

PID VOCs: 0 25 50 75 100 ppm

Excavated By: Turnkey Environmental Restoration ***Length: 7'*** ***Depth to Water: None***
Excavator Type: 430 Bobcat ***Width: 2'*** ***Visual Impacts: None***
Excavation Date(s): 10-12-09 ***Depth: 6.5'*** ***Olfactory Observations: None***
Comments:

TEST PIT EXCAVATION LOG

Project No: 0170-001-103

Project: 3807 Highland Ave site

Client: Globe Metallurgical Inc.

Site Location: 3807 Highland Ave

Test Pit I.D.: TP-28

Logged By: BMG

Checked By: BCH

Benchmark Environmental Engineering & Science, PLLC
2558 Hamburg Turnpike, Suite 300
Lackawanna, NY
(716) 856-0599

SUBSURFACE PROFILE

Depth (fbgs)	Elev. /Depth	Description (ASTM D2488: Visual-Manual Procedure)	Lithologic Symbol	PID VOCs (ppm)	Lab Sample	Remarks
0.0	0.0	Ground Surface				
	0.0	***Fill*** Dark brown, moist, fill with cinders, ash, pieces of metal, slag, and some non-plastic fines, dense, refusal at 6'		0.3 1.6 0.0	Sampled 4-6'	
5.0						
	-6.0 6.0	End of Test Pit				
10.0						

Excavated By: Turnkey Environmental Restoration
Excavator Type: 430 Bobcat
Excavation Date(s): 10-12-09
Comments:

Length: 6'
Width: 2'
Depth: 6'

Depth to Water: None
Visual Impacts: None
Olfactory Observations: None

Sheet: 1 of 1

TEST PIT EXCAVATION LOG

Project No: 0170-001-103

Project: 3807 Highland Ave site

Client: Globe Metallurgical Inc.

Site Location: 3807 Highland Ave

Test Pit I.D.: TP-29

Logged By: BMG

Checked By: BCH

Benchmark Environmental Engineering & Science, PLLC
2558 Hamburg Turnpike, Suite 300
Lackawanna, NY
(716) 856-0599

SUBSURFACE PROFILE

Depth (fbgs)	Elev. /Depth	Description (ASTM D2488: Visual-Manual Procedure)	Lithologic Symbol	PID VOCs (ppm)	Lab Sample	Remarks
0.0	0.0	Ground Surface				
	0.0	***Fill*** Dark brown, moist, fill with cinders, ash, pieces of metal, and some non-plastic fines, dense		0.0	Sampled 0-2'	
	-2.0 / 2.0	***Clayey Silt*** Brown to reddish brown (4.5'), moist, low plasticity fines with trace sand, and few large cobbles starting at 5.5', medium stiff, massive		0.0		
5.0				0.0		
	-6.0 / 6.0	End of Test Pit				
10.0						

PID VOCs scale: 0 25 50 75 100 ppm

Excavated By: ***Turnkey Environmental Restoration*** ***Length:*** ***7'*** ***Depth to Water:*** ***None***
Excavator Type: ***430 Bobcat*** ***Width:*** ***2'*** ***Visual Impacts:*** ***None***
Excavation Date(s): ***10-12-09*** ***Depth:*** ***6'*** ***Olfactory Observations:*** ***None***
Comments:

APPENDIX C

IRM AND RI SAMPLING DATA

(CD ENCLOSED)

Analytical Report

Work Order: RSJ1429

Project Description

Benchmark - Globe site

For:

Mike Lesakowski

Benchmark Environmental & Engineering Science

2558 Hamburg Turnpike, Suite 300

Lackawanna, NY 14218

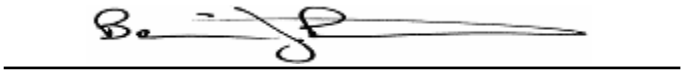

Brian Fischer

Project Manager

Brian.Fischer@testamericainc.com

Friday, November 13, 2009

The test results in this report meet all NELAP requirements for analytes for which accreditation is required or available. Any exception to NELAP requirements are noted in this report. Persuant to NELAP, this report may not be reproduced, except in full, without the written approval of the laboratory. All questions regarding this test report should be directed to the TestAmerica Project manager who has signed this report.

Benchmark Environmental & Engineering Science
2558 Hamburg Turnpike, Suite 300
Lackawanna, NY 14218

Work Order: RSJ1429

Project: Benchmark - Globe site
Project Number: TURN

Received: 10/27/09
Reported: 11/13/09 16:47

TestAmerica Buffalo
Current Certifications

As of 1/27/2009

STATE	Program	Cert # / Lab ID
Arkansas	CWA, RCRA, SOIL	88-0686
California*	NELAP CWA, RCRA	01169CA
Connecticut	SDWA, CWA, RCRA, SOIL	PH-0568
Florida*	NELAP CWA, RCRA	E87672
Georgia*	SDWA,NELAP CWA, RCRA	956
Illinois*	NELAP SDWA, CWA, RCRA	200003
Iowa	SW/CS	374
Kansas*	NELAP SDWA, CWA, RCRA	E-10187
Kentucky	SDWA	90029
Kentucky UST	UST	30
Louisiana*	NELAP CWA, RCRA	2031
Maine	SDWA, CWA	NY0044
Maryland	SDWA	294
Massachusetts	SDWA, CWA	M-NY044
Michigan	SDWA	9937
Minnesota	SDWA,CWA, RCRA	036-999-337
New Hampshire*	NELAP SDWA, CWA	233701
New Jersey*	NELAP,SDWA, CWA, RCRA,	NY455
New York*	NELAP, AIR, SDWA, CWA, RCRA,CLP	10026
Oklahoma	CWA, RCRA	9421
Pennsylvania*	NELAP CWA,RCRA	68-00281
Tennessee	SDWA	02970
Texas*	NELAP CWA, RCRA	T104704412-08-TX
USDA	FOREIGN SOIL PERMIT	S-41579
USDOE	Department of Energy	DOECAP-STB
Virginia	SDWA	278
Washington*	NELAP CWA,RCRA	C1677
Wisconsin	CWA, RCRA	998310390
West Virginia	CWA,RCRA	252

*As required under the indicated accreditation, the test results in this report meet all NELAP requirements for parameters for which accre ditation is required or available. Any exceptions to NELAP requirements are noted in this report.

Benchmark Environmental & Engineering Science
2558 Hamburg Turnpike, Suite 300
Lackawanna, NY 14218

Work Order: RSJ1429

Project: Benchmark - Globe site
Project Number: TURN

Received: 10/27/09
Reported: 11/13/09 16:47

CASE NARRATIVE

According to 40CFR Part 136.3, pH, Chlorine Residual, Dissolved Oxygen, Sulfite, and Temperature analyses are to be performed immediately after aqueous sample collection. When these parameters are not indicated as field (e.g. field-pH), they were not analyzed immediately, but as soon as possible after laboratory receipt.

A pertinent document is appended to this report, 1 page, is included and is an integral part of this report.

Reproduction of this analytical report is permitted only in its entirety. This report shall not be reproduced except in full without the written approval of the laboratory.

TestAmerica Laboratories, Inc. certifies that the analytical results contained herein apply only to the samples tested as received by our Laboratory.

TestAmerica
THE LEADER IN ENVIRONMENTAL TESTING

Benchmark Environmental & Engineering Science
2558 Hamburg Turnpike, Suite 300
Lackawanna, NY 14218

Work Order: RSJ1429

Project: Benchmark - Globe site
Project Number: TURN

Received: 10/27/09
Reported: 11/13/09 16:47

The requested project specific reporting limits listed below were less than lab standard quantitation limits but greater than or equal to the lab MDL. It must be noted that results reported below lab standard quantitation limits (PQL) may result in false positive/false negative values and less accurate quantitation. Routine laboratory procedures do not indicate corrective action for detections below the laboratory's PQL.

SpecificMethod	Analyte	Units	Client RL	Lab PQL
8270C	4-Methylphenol	ug/L	5.0	10

Benchmark Environmental & Engineering Science
2558 Hamburg Turnpike, Suite 300
Lackawanna, NY 14218

Work Order: RSJ1429

Project: Benchmark - Globe site
Project Number: TURN

Received: 10/27/09
Reported: 11/13/09 16:47

DATA QUALIFIERS AND DEFINITIONS

B	Analyte was detected in the associated Method Blank.
D03	Dilution required due to excessive foaming
J	Analyte detected at a level less than the Reporting Limit (RL) and greater than or equal to the Method Detection Limit (MDL). Concentrations within this range are estimated.
L	Laboratory Control Sample and/or Laboratory Control Sample Duplicate recovery was above the acceptance limits. Analyte not detected, data not impacted.
L1	Laboratory Control Sample and/or Laboratory Control Sample Duplicate recovery was above acceptance limits.
L2	Laboratory Control Sample and/or Laboratory Control Sample Duplicate recovery was below acceptance limits.
L5	Analyte recovery outside of specified criteria. Individual analyte criteria exceedences allowed for multi-component analyses without disqualification of data per NELAC Standard, DOD QSM and/or AFCEE QAPP.
M11	The MS and/or MSD were above the acceptance limits.
M8	The MS and/or MSD were below the acceptance limits. See Blank Spike (LCS).
MHA	Due to high levels of analyte in the sample, the MS/MSD calculation does not provide useful spike recovery information. See Blank Spike (LCS).
P7	Sample filtered in lab.
R2	The RPD exceeded the acceptance limit.
NR	Any inclusion of NR indicates that the project specific requirements do not require reporting estimated values below the laboratory reporting limit.

ADDITIONAL COMMENTS

Results are reported on a wet weight basis unless otherwise noted.

Benchmark Environmental & Engineering Science
2558 Hamburg Turnpike, Suite 300
Lackawanna, NY 14218

Work Order: RSJ1429

Project: Benchmark - Globe site
Project Number: TURN

Received: 10/27/09
Reported: 11/13/09 16:47

Executive Summary - Detections

Analyte	Sample Result	Data Qualifiers	RL	MDL	Units	Dil Fac	Date Analyzed	Lab Tech	Batch	Method
Sample ID: RSJ1429-01 (MW-1 - Water)						**Sampled: 10/27/09 11:57**			**Recvd: 10/27/09 13:45**	
Volatile Organic Compounds by EPA 8260B										
Chlorobenzene	**9.8**	D03	5.0	1.6	ug/L	5.00	10/28/09 11:48	LH	9J28016	8260B
Semivolatile Organics by GC/MS										
Di-n-butyl phthalate	**0.49**	J	9.4	0.28	ug/L	1.00	11/02/09 20:18	MKP	9J27116	8270C
Total Metals by SW 846 Series Methods										
Aluminum	**1.86**		0.200	NR	mg/L	1.00	10/30/09 00:46	DAN	9J28053	6010B
Barium	**0.127**		0.0020	NR	mg/L	1.00	10/30/09 00:46	DAN	9J28053	6010B
Calcium	**165**		0.5	NR	mg/L	1.00	10/30/09 00:46	DAN	9J28053	6010B
Iron	**1.55**		0.050	NR	mg/L	1.00	10/30/09 00:46	DAN	9J28053	6010B
Lead	**0.0082**		0.0050	NR	mg/L	1.00	10/30/09 00:46	DAN	9J28053	6010B
Magnesium	**63.0**		0.200	NR	mg/L	1.00	10/30/09 00:46	DAN	9J28053	6010B
Manganese	**0.216**		0.0030	NR	mg/L	1.00	10/30/09 00:46	DAN	9J28053	6010B
Potassium	**4.35**		0.500	NR	mg/L	1.00	10/30/09 00:46	DAN	9J28053	6010B
Sodium	**59.7**		1.0	NR	mg/L	1.00	10/30/09 00:46	DAN	9J28053	6010B
Zinc	**0.0190**		0.0100	NR	mg/L	1.00	10/30/09 00:46	DAN	9J28053	6010B
Dissolved Metals by SW 846 Series Methods										
Barium	**0.109**	P7	0.0020	NR	mg/L	1.00	10/29/09 16:09	DAN	9J28044	6010B
Calcium	**142**	P7	0.5	NR	mg/L	1.00	10/29/09 16:09	DAN	9J28044	6010B
Magnesium	**52.6**	P7	0.200	NR	mg/L	1.00	10/29/09 16:09	DAN	9J28044	6010B
Manganese	**0.217**	P7	0.0030	NR	mg/L	1.00	10/29/09 16:09	DAN	9J28044	6010B
Potassium	**3.40**	P7	0.500	NR	mg/L	1.00	10/29/09 16:09	DAN	9J28044	6010B
Sodium	**52.8**	P7	1.0	NR	mg/L	1.00	10/29/09 16:09	DAN	9J28044	6010B
Sample ID: RSJ1429-04 (MW-2 - Water)						**Sampled: 10/26/09 15:36**			**Recvd: 10/27/09 13:45**	
Volatile Organic Compounds by EPA 8260B										
Methylene Chloride	**2.2**	D03,J	5.0	2.2	ug/L	5.00	10/28/09 13:00	LH	9J28016	8260B
Total Metals by SW 846 Series Methods										
Aluminum	**37.4**		0.200	NR	mg/L	1.00	10/30/09 01:24	DAN	9J28053	6010B
Arsenic	**0.0146**		0.0100	NR	mg/L	1.00	10/30/09 01:24	DAN	9J28053	6010B
Barium	**0.405**		0.0020	NR	mg/L	1.00	10/30/09 01:24	DAN	9J28053	6010B
Calcium	**261**		0.5	NR	mg/L	1.00	10/30/09 01:24	DAN	9J28053	6010B
Chromium	**0.0518**		0.0040	NR	mg/L	1.00	10/30/09 01:24	DAN	9J28053	6010B
Cobalt	**0.0248**		0.0040	NR	mg/L	1.00	10/30/09 01:24	DAN	9J28053	6010B
Copper	**0.0547**		0.0100	NR	mg/L	1.00	10/30/09 01:24	DAN	9J28053	6010B
Iron	**61.1**		0.050	NR	mg/L	1.00	10/30/09 01:24	DAN	9J28053	6010B
Lead	**0.0234**		0.0050	NR	mg/L	1.00	10/30/09 01:24	DAN	9J28053	6010B
Magnesium	**73.3**		0.200	NR	mg/L	1.00	10/30/09 01:24	DAN	9J28053	6010B
Manganese	**2.26**		0.0030	NR	mg/L	1.00	10/30/09 01:24	DAN	9J28053	6010B
Nickel	**0.0580**		0.0100	NR	mg/L	1.00	10/30/09 01:24	DAN	9J28053	6010B
Potassium	**12.6**		0.500	NR	mg/L	1.00	10/30/09 01:24	DAN	9J28053	6010B
Sodium	**169**		1.0	NR	mg/L	1.00	10/30/09 01:24	DAN	9J28053	6010B
Vanadium	**0.0784**		0.0050	NR	mg/L	1.00	10/30/09 01:24	DAN	9J28053	6010B

Benchmark Environmental & Engineering Science
2558 Hamburg Turnpike, Suite 300
Lackawanna, NY 14218

Work Order: RSJ1429

Project: Benchmark - Globe site
Project Number: TURN

Received: 10/27/09
Reported: 11/13/09 16:47

Executive Summary - Detections

Analyte	Sample Result	Data Qualifiers	RL	MDL	Units	Dil Fac	Date Analyzed	Lab Tech	Batch	Method
Sample ID: RSJ1429-04 (MW-2 - Water) - cont.						**Sampled: 10/26/09 15:36**			**Recvd: 10/27/09 13:45**	
Total Metals by SW 846 Series Methods - cont.										
Zinc	**0.151**		0.0100	NR	mg/L	1.00	10/30/09 01:24	DAN	9J28053	6010B
Dissolved Metals by SW 846 Series Methods										
Barium	**0.177**	P7	0.0020	NR	mg/L	1.00	10/29/09 16:35	DAN	9J28044	6010B
Calcium	**88.0**	P7	0.5	NR	mg/L	1.00	10/29/09 16:35	DAN	9J28044	6010B
Magnesium	**41.6**	P7	0.200	NR	mg/L	1.00	10/29/09 16:35	DAN	9J28044	6010B
Manganese	**0.321**	P7	0.0030	NR	mg/L	1.00	10/29/09 16:35	DAN	9J28044	6010B
Potassium	**1.92**	P7	0.500	NR	mg/L	1.00	10/29/09 16:35	DAN	9J28044	6010B
Sodium	**184**	P7	1.0	NR	mg/L	1.00	10/29/09 16:35	DAN	9J28044	6010B
Zinc	**0.0115**	P7	0.0100	NR	mg/L	1.00	10/29/09 16:35	DAN	9J28044	6010B
Sample ID: RSJ1429-05 (BLIND DUP - Water)						**Sampled: 10/26/09 12:00**			**Recvd: 10/27/09 13:45**	
Semivolatile Organics by GC/MS										
Benzo(a)anthracene	**0.27**	J	12	0.078	ug/L	1.00	11/02/09 21:07	MKP	9J27116	8270C
Di-n-butyl phthalate	**0.54**	J	12	0.36	ug/L	1.00	11/02/09 21:07	MKP	9J27116	8270C
Total Metals by SW 846 Series Methods										
Aluminum	**40.8**		0.200	NR	mg/L	1.00	10/30/09 01:29	DAN	9J28053	6010B
Arsenic	**0.0173**		0.0100	NR	mg/L	1.00	10/30/09 01:29	DAN	9J28053	6010B
Barium	**0.410**		0.0020	NR	mg/L	1.00	10/30/09 01:29	DAN	9J28053	6010B
Calcium	**246**		0.5	NR	mg/L	1.00	10/30/09 01:29	DAN	9J28053	6010B
Chromium	**0.0576**		0.0040	NR	mg/L	1.00	10/30/09 01:29	DAN	9J28053	6010B
Cobalt	**0.0276**		0.0040	NR	mg/L	1.00	10/30/09 01:29	DAN	9J28053	6010B
Copper	**0.0594**		0.0100	NR	mg/L	1.00	10/30/09 01:29	DAN	9J28053	6010B
Iron	**67.2**		0.050	NR	mg/L	1.00	10/30/09 01:29	DAN	9J28053	6010B
Lead	**0.0258**		0.0050	NR	mg/L	1.00	10/30/09 01:29	DAN	9J28053	6010B
Magnesium	**74.5**		0.200	NR	mg/L	1.00	10/30/09 01:29	DAN	9J28053	6010B
Manganese	**2.19**		0.0030	NR	mg/L	1.00	10/30/09 01:29	DAN	9J28053	6010B
Nickel	**0.0644**		0.0100	NR	mg/L	1.00	10/30/09 01:29	DAN	9J28053	6010B
Potassium	**13.4**		0.500	NR	mg/L	1.00	10/30/09 01:29	DAN	9J28053	6010B
Sodium	**171**		1.0	NR	mg/L	1.00	10/30/09 01:29	DAN	9J28053	6010B
Vanadium	**0.0846**		0.0050	NR	mg/L	1.00	10/30/09 01:29	DAN	9J28053	6010B
Zinc	**0.165**		0.0100	NR	mg/L	1.00	10/30/09 01:29	DAN	9J28053	6010B
Dissolved Metals by SW 846 Series Methods										
Barium	**0.171**	P7	0.0020	NR	mg/L	1.00	10/29/09 16:40	DAN	9J28044	6010B
Calcium	**85.0**	P7	0.5	NR	mg/L	1.00	10/29/09 16:40	DAN	9J28044	6010B
Magnesium	**40.1**	P7	0.200	NR	mg/L	1.00	10/29/09 16:40	DAN	9J28044	6010B
Manganese	**0.311**	P7	0.0030	NR	mg/L	1.00	10/29/09 16:40	DAN	9J28044	6010B
Potassium	**1.84**	P7	0.500	NR	mg/L	1.00	10/29/09 16:40	DAN	9J28044	6010B
Sodium	**178**	P7	1.0	NR	mg/L	1.00	10/29/09 16:40	DAN	9J28044	6010B

Benchmark Environmental & Engineering Science
2558 Hamburg Turnpike, Suite 300
Lackawanna, NY 14218

Work Order: RSJ1429

Project: Benchmark - Globe site
Project Number: TURN

Received: 10/27/09
Reported: 11/13/09 16:47

Executive Summary - Detections

Analyte	Sample Result	Data Qualifiers	RL	MDL	Units	Dil Fac	Date Analyzed	Lab Tech	Batch	Method
Sample ID: RSJ1429-06 (MW-3D - Water)						**Sampled: 10/27/09 09:49**		**Recvd: 10/27/09 13:45**		
Semivolatile Organics by GC/MS										
Phenanthrene	**0.80**	J	12	0.14	ug/L	1.00	11/02/09 21:31	MKP	9J27116	8270C
Total Metals by SW 846 Series Methods										
Aluminum	**1.27**		0.200	NR	mg/L	1.00	10/30/09 01:34	DAN	9J28053	6010B
Barium	**0.0282**		0.0020	NR	mg/L	1.00	10/30/09 01:34	DAN	9J28053	6010B
Calcium	**242**		0.5	NR	mg/L	1.00	10/30/09 01:34	DAN	9J28053	6010B
Iron	**3.28**		0.050	NR	mg/L	1.00	10/30/09 01:34	DAN	9J28053	6010B
Magnesium	**97.6**		0.200	NR	mg/L	1.00	10/30/09 01:34	DAN	9J28053	6010B
Manganese	**0.123**		0.0030	NR	mg/L	1.00	10/30/09 01:34	DAN	9J28053	6010B
Potassium	**4.39**		0.500	NR	mg/L	1.00	10/30/09 01:34	DAN	9J28053	6010B
Sodium	**49.3**		1.0	NR	mg/L	1.00	10/30/09 01:34	DAN	9J28053	6010B
Dissolved Metals by SW 846 Series Methods										
Barium	**0.0212**	P7	0.0020	NR	mg/L	1.00	10/29/09 16:45	DAN	9J28044	6010B
Calcium	**240**	P7	0.5	NR	mg/L	1.00	10/29/09 16:45	DAN	9J28044	6010B
Magnesium	**98.1**	P7	0.200	NR	mg/L	1.00	10/29/09 16:45	DAN	9J28044	6010B
Manganese	**0.0924**	P7	0.0030	NR	mg/L	1.00	10/29/09 16:45	DAN	9J28044	6010B
Potassium	**3.93**	P7	0.500	NR	mg/L	1.00	10/29/09 16:45	DAN	9J28044	6010B
Sodium	**51.5**	P7	1.0	NR	mg/L	1.00	10/29/09 16:45	DAN	9J28044	6010B
Mercury	**0.0001**	P7, J	0.0002	0.0001	mg/L	1.00	10/29/09 18:58	MXM	9J29050	7470A
Sample ID: RSJ1429-07 (MW-3S - Water)						**Sampled: 10/27/09 10:33**		**Recvd: 10/27/09 13:45**		
Volatile Organic Compounds by EPA 8260B										
2-Butanone	**2.6**	J	5.0	1.3	ug/L	1.00	10/28/09 14:13	LH	9J28016	8260B
Acetone	**15**		5.0	1.3	ug/L	1.00	10/28/09 14:13	LH	9J28016	8260B
Semivolatile Organics by GC/MS										
4-Methylphenol	**1.0**	J	4.7	0.55	ug/L	1.00	11/02/09 21:56	MKP	9J27116	8270C
Diethyl phthalate	**0.49**	J	9.5	0.10	ug/L	1.00	11/02/09 21:56	MKP	9J27116	8270C
Di-n-butyl phthalate	**0.29**	J	9.5	0.28	ug/L	1.00	11/02/09 21:56	MKP	9J27116	8270C
Fluorene	**0.29**	J	9.5	0.070	ug/L	1.00	11/02/09 21:56	MKP	9J27116	8270C
Phenanthrene	**1.7**	J	9.5	0.11	ug/L	1.00	11/02/09 21:56	MKP	9J27116	8270C
Total Metals by SW 846 Series Methods										
Barium	**0.0535**		0.0020	NR	mg/L	1.00	10/30/09 01:39	DAN	9J28053	6010B
Calcium	**102**		0.5	NR	mg/L	1.00	10/30/09 01:39	DAN	9J28053	6010B
Iron	**0.140**		0.050	NR	mg/L	1.00	10/30/09 01:39	DAN	9J28053	6010B
Magnesium	**58.4**		0.200	NR	mg/L	1.00	10/30/09 01:39	DAN	9J28053	6010B
Manganese	**0.145**		0.0030	NR	mg/L	1.00	10/30/09 01:39	DAN	9J28053	6010B
Potassium	**4.55**		0.500	NR	mg/L	1.00	10/30/09 01:39	DAN	9J28053	6010B
Sodium	**32.7**		1.0	NR	mg/L	1.00	10/30/09 01:39	DAN	9J28053	6010B
Dissolved Metals by SW 846 Series Methods										
Barium	**0.0573**	P7	0.0020	NR	mg/L	1.00	10/29/09 16:50	DAN	9J28044	6010B
Calcium	**110**	P7	0.5	NR	mg/L	1.00	10/29/09 16:50	DAN	9J28044	6010B
Magnesium	**65.1**	P7	0.200	NR	mg/L	1.00	10/29/09 16:50	DAN	9J28044	6010B

Benchmark Environmental & Engineering Science
2558 Hamburg Turnpike, Suite 300
Lackawanna, NY 14218

Work Order: RSJ1429

Project: Benchmark - Globe site
Project Number: TURN

Received: 10/27/09
Reported: 11/13/09 16:47

Executive Summary - Detections

Analyte	Sample Result	Data Qualifiers	RL	MDL	Units	Dil Fac	Date Analyzed	Lab Tech	Batch	Method
Sample ID: RSJ1429-07 (MW-3S - Water) - cont.						**Sampled: 10/27/09 10:33**		**Recvd: 10/27/09 13:45**		
Dissolved Metals by SW 846 Series Methods - cont.										
Manganese	**0.129**	P7	0.0030	NR	mg/L	1.00	10/29/09 16:50	DAN	9J28044	6010B
Potassium	**4.47**	P7	0.500	NR	mg/L	1.00	10/29/09 16:50	DAN	9J28044	6010B
Sodium	**33.0**	P7	1.0	NR	mg/L	1.00	10/29/09 16:50	DAN	9J28044	6010B
Sample ID: RSJ1429-08 (MW-4 - Water)						**Sampled: 10/26/09 14:50**		**Recvd: 10/27/09 13:45**		
Volatile Organic Compounds by EPA 8260B										
Chlorobenzene	**1.0**		1.0	0.32	ug/L	1.00	10/28/09 14:37	LH	9J28016	8260B
cis-1,2-Dichloroethene	**2.2**		1.0	0.38	ug/L	1.00	10/28/09 14:37	LH	9J28016	8260B
Vinyl chloride	**1.4**		1.0	0.24	ug/L	1.00	10/28/09 14:37	LH	9J28016	8260B
Semivolatile Organics by GC/MS										
Acenaphthene	**0.80**	J	9.5	0.11	ug/L	1.00	11/03/09 13:31	MKP	9J27116	8270C
Anthracene	**0.22**	J	9.5	0.053	ug/L	1.00	11/03/09 13:31	MKP	9J27116	8270C
Diethyl phthalate	**0.41**	J	9.5	0.10	ug/L	1.00	11/03/09 13:31	MKP	9J27116	8270C
Fluorene	**0.24**	J	9.5	0.070	ug/L	1.00	11/03/09 13:31	MKP	9J27116	8270C
Total Metals by SW 846 Series Methods										
Aluminum	**0.469**		0.200	NR	mg/L	1.00	10/30/09 01:44	DAN	9J28053	6010B
Barium	**0.0700**		0.0020	NR	mg/L	1.00	10/30/09 01:44	DAN	9J28053	6010B
Calcium	**332**		0.5	NR	mg/L	1.00	10/30/09 01:44	DAN	9J28053	6010B
Iron	**0.527**		0.050	NR	mg/L	1.00	10/30/09 01:44	DAN	9J28053	6010B
Magnesium	**85.2**		0.200	NR	mg/L	1.00	10/30/09 01:44	DAN	9J28053	6010B
Manganese	**0.336**		0.0030	NR	mg/L	1.00	10/30/09 01:44	DAN	9J28053	6010B
Potassium	**16.3**		0.500	NR	mg/L	1.00	10/30/09 01:44	DAN	9J28053	6010B
Sodium	**126**		1.0	NR	mg/L	1.00	10/30/09 01:44	DAN	9J28053	6010B
Zinc	**0.0182**		0.0100	NR	mg/L	1.00	10/30/09 01:44	DAN	9J28053	6010B
Dissolved Metals by SW 846 Series Methods										
Barium	**0.0710**	P7	0.0020	NR	mg/L	1.00	10/29/09 16:55	DAN	9J28044	6010B
Calcium	**323**	P7	0.5	NR	mg/L	1.00	10/29/09 16:55	DAN	9J28044	6010B
Magnesium	**83.7**	P7	0.200	NR	mg/L	1.00	10/29/09 16:55	DAN	9J28044	6010B
Manganese	**0.337**	P7	0.0030	NR	mg/L	1.00	10/29/09 16:55	DAN	9J28044	6010B
Potassium	**16.5**	P7	0.500	NR	mg/L	1.00	10/29/09 16:55	DAN	9J28044	6010B
Sodium	**132**	P7	1.0	NR	mg/L	1.00	10/29/09 16:55	DAN	9J28044	6010B

Benchmark Environmental & Engineering Science
2558 Hamburg Turnpike, Suite 300
Lackawanna, NY 14218

Work Order: RSJ1429

Project: Benchmark - Globe site
Project Number: TURN

Received: 10/27/09
Reported: 11/13/09 16:47

Executive Summary - Detections

Analyte	Sample Result	Data Qualifiers	RL	MDL	Units	Dil Fac	Date Analyzed	Lab Tech	Batch	Method
Sample ID: RSJ1429-09 (MW-5 - Water)						**Sampled: 10/26/09 15:15**		**Recvd: 10/27/09 13:45**		
Volatile Organic Compounds by EPA 8260B										
1,2,4-Trimethylbenzene	**0.81**	J	1.0	0.33	ug/L	1.00	10/28/09 15:01	LH	9J28016	8260B
2-Butanone	**7.1**		5.0	1.3	ug/L	1.00	10/28/09 15:01	LH	9J28016	8260B
2-Hexanone	**5.7**		5.0	1.2	ug/L	1.00	10/28/09 15:01	LH	9J28016	8260B
Acetone	**23**		5.0	1.3	ug/L	1.00	10/28/09 15:01	LH	9J28016	8260B
Benzene	**0.81**	J	1.0	0.41	ug/L	1.00	10/28/09 15:01	LH	9J28016	8260B
Cyclohexane	**5.0**		1.0	0.53	ug/L	1.00	10/28/09 15:01	LH	9J28016	8260B
Isopropylbenzene	**6.2**		1.0	0.19	ug/L	1.00	10/28/09 15:01	LH	9J28016	8260B
Methylcyclohexane	**6.0**		1.0	0.50	ug/L	1.00	10/28/09 15:01	LH	9J28016	8260B
m-Xylene & p-Xylene	**0.80**	J	2.0	0.66	ug/L	1.00	10/28/09 15:01	LH	9J28016	8260B
n-Butylbenzene	**3.5**		1.0	0.28	ug/L	1.00	10/28/09 15:01	LH	9J28016	8260B
n-Propylbenzene	**11**		1.0	0.18	ug/L	1.00	10/28/09 15:01	LH	9J28016	8260B
o-Xylene	**1.1**		1.0	0.36	ug/L	1.00	10/28/09 15:01	LH	9J28016	8260B
sec-Butylbenzene	**3.1**		1.0	0.30	ug/L	1.00	10/28/09 15:01	LH	9J28016	8260B
Toluene	**1.1**		1.0	0.51	ug/L	1.00	10/28/09 15:01	LH	9J28016	8260B
Xylenes, total	**1.9**	J	2.0	0.66	ug/L	1.00	10/28/09 15:01	LH	9J28016	8260B
Semivolatile Organics by GC/MS										
2-Methylnaphthalene	**58**		14	0.11	ug/L	1.00	11/03/09 13:55	MKP	9J27116	8270C
Acenaphthene	**8.5**	J	14	0.15	ug/L	1.00	11/03/09 13:55	MKP	9J27116	8270C
Acetophenone	**2.0**	J	14	1.4	ug/L	1.00	11/03/09 13:55	MKP	9J27116	8270C
Anthracene	**0.96**	J	14	0.076	ug/L	1.00	11/03/09 13:55	MKP	9J27116	8270C
Carbazole	**2.0**	J	6.8	0.12	ug/L	1.00	11/03/09 13:55	MKP	9J27116	8270C
Dibenzofuran	**3.5**	J	14	2.2	ug/L	1.00	11/03/09 13:55	MKP	9J27116	8270C
Diethyl phthalate	**2.6**	J	14	0.15	ug/L	1.00	11/03/09 13:55	MKP	9J27116	8270C
Di-n-butyl phthalate	**0.72**	J	14	0.40	ug/L	1.00	11/03/09 13:55	MKP	9J27116	8270C
Fluoranthene	**0.82**	J	14	0.13	ug/L	1.00	11/03/09 13:55	MKP	9J27116	8270C
Fluorene	**7.9**	J	14	0.10	ug/L	1.00	11/03/09 13:55	MKP	9J27116	8270C
Naphthalene	**8.0**	J	14	0.16	ug/L	1.00	11/03/09 13:55	MKP	9J27116	8270C
Phenanthrene	**5.5**	J	14	0.15	ug/L	1.00	11/03/09 13:55	MKP	9J27116	8270C
Pyrene	**0.64**	J	14	0.092	ug/L	1.00	11/03/09 13:55	MKP	9J27116	8270C
Total Metals by SW 846 Series Methods										
Aluminum	**4.82**		0.200	NR	mg/L	1.00	10/30/09 01:49	DAN	9J28053	6010B
Barium	**0.143**		0.0020	NR	mg/L	1.00	10/30/09 01:49	DAN	9J28053	6010B
Calcium	**122**		0.5	NR	mg/L	1.00	10/30/09 01:49	DAN	9J28053	6010B
Chromium	**0.0202**		0.0040	NR	mg/L	1.00	10/30/09 01:49	DAN	9J28053	6010B
Copper	**0.0107**		0.0100	NR	mg/L	1.00	10/30/09 01:49	DAN	9J28053	6010B
Iron	**5.50**		0.050	NR	mg/L	1.00	10/30/09 01:49	DAN	9J28053	6010B
Lead	**0.0191**		0.0050	NR	mg/L	1.00	10/30/09 01:49	DAN	9J28053	6010B
Magnesium	**50.4**		0.200	NR	mg/L	1.00	10/30/09 01:49	DAN	9J28053	6010B
Manganese	**0.672**		0.0030	NR	mg/L	1.00	10/30/09 01:49	DAN	9J28053	6010B
Nickel	**0.0370**		0.0100	NR	mg/L	1.00	10/30/09 01:49	DAN	9J28053	6010B
Potassium	**9.48**		0.500	NR	mg/L	1.00	10/30/09 01:49	DAN	9J28053	6010B
Sodium	**113**		1.0	NR	mg/L	1.00	10/30/09 01:49	DAN	9J28053	6010B
Vanadium	**0.0063**		0.0050	NR	mg/L	1.00	10/30/09 01:49	DAN	9J28053	6010B
Zinc	**0.175**		0.0100	NR	mg/L	1.00	10/30/09 01:49	DAN	9J28053	6010B

Benchmark Environmental & Engineering Science
2558 Hamburg Turnpike, Suite 300
Lackawanna, NY 14218

Work Order: RSJ1429

Project: Benchmark - Globe site
Project Number: TURN

Received: 10/27/09
Reported: 11/13/09 16:47

Executive Summary - Detections

Analyte	Sample Result	Data Qualifiers	RL	MDL	Units	Dil Fac	Date Analyzed	Lab Tech	Batch	Method
Sample ID: RSJ1429-09 (MW-5 - Water) - cont.						**Sampled: 10/26/09 15:15**		**Recvd: 10/27/09 13:45**		
Dissolved Metals by SW 846 Series Methods										
Barium	**0.109**	P7	0.0020	NR	mg/L	1.00	10/29/09 17:13	DAN	9J28044	6010B
Calcium	**111**	P7	0.5	NR	mg/L	1.00	10/29/09 17:13	DAN	9J28044	6010B
Magnesium	**46.2**	P7	0.200	NR	mg/L	1.00	10/29/09 17:13	DAN	9J28044	6010B
Manganese	**0.416**	P7	0.0030	NR	mg/L	1.00	10/29/09 17:13	DAN	9J28044	6010B
Nickel	**0.0137**	P7	0.0100	NR	mg/L	1.00	10/29/09 17:13	DAN	9J28044	6010B
Potassium	**8.62**	P7	0.500	NR	mg/L	1.00	10/29/09 17:13	DAN	9J28044	6010B
Sodium	**116**	P7	1.0	NR	mg/L	1.00	10/29/09 17:13	DAN	9J28044	6010B
Zinc	**0.0110**	P7	0.0100	NR	mg/L	1.00	10/29/09 17:13	DAN	9J28044	6010B
Mercury	**0.0001**	P7, J	0.0002	0.0001	mg/L	1.00	10/29/09 19:06	MXM	9J29050	7470A

TestAmerica
THE LEADER IN ENVIRONMENTAL TESTING

Benchmark Environmental & Engineering Science
2558 Hamburg Turnpike, Suite 300
Lackawanna, NY 14218

Work Order: RSJ1429

Project: Benchmark - Globe site
Project Number: TURN

Received: 10/27/09
Reported: 11/13/09 16:47

Sample Summary

Sample Identification	Lab Number	Client Matrix	Date/Time Sampled	Date/Time Received	Sample Qualifiers
MW-1	RSJ1429-01	Water	10/27/09 11:57	10/27/09 13:45	
MW-2	RSJ1429-04	Water	10/26/09 15:36	10/27/09 13:45	
BLIND DUP	RSJ1429-05	Water	10/26/09 12:00	10/27/09 13:45	
MW-3D	RSJ1429-06	Water	10/27/09 09:49	10/27/09 13:45	
MW-3S	RSJ1429-07	Water	10/27/09 10:33	10/27/09 13:45	
MW-4	RSJ1429-08	Water	10/26/09 14:50	10/27/09 13:45	
MW-5	RSJ1429-09	Water	10/26/09 15:15	10/27/09 13:45	
TRIP BLANK	RSJ1429-10	Water	10/27/09	10/27/09 13:45	

Benchmark Environmental & Engineering Science
2558 Hamburg Turnpike, Suite 300
Lackawanna, NY 14218

Work Order: RSJ1429

Project: Benchmark - Globe site
Project Number: TURN

Received: 10/27/09
Reported: 11/13/09 16:47

Analytical Report

Analyte	Sample Result	Data Qualifiers	RL	MDL	Units	Dil Fac	Date Analyzed	Lab Tech	Batch	Method
Sample ID: RSJ1429-01 (MW-1 - Water)						**Sampled: 10/27/09 11:57**		**Recvd: 10/27/09 13:45**		
Volatile Organic Compounds by EPA 8260B										
1,1,1-Trichloroethane	ND	D03	5.0	1.3	ug/L	5.00	10/28/09 11:48	LH	9J28016	8260B
1,1,2,2-Tetrachloroethane	ND	D03	5.0	1.1	ug/L	5.00	10/28/09 11:48	LH	9J28016	8260B
1,1,2-Trichloroethane	ND	D03	5.0	1.2	ug/L	5.00	10/28/09 11:48	LH	9J28016	8260B
1,1,2-Trichloro-1,2,2-trifluoroethane	ND	D03	5.0	1.5	ug/L	5.00	10/28/09 11:48	LH	9J28016	8260B
1,1-Dichloroethane	ND	D03	5.0	1.9	ug/L	5.00	10/28/09 11:48	LH	9J28016	8260B
1,1-Dichloroethene	ND	D03	5.0	1.5	ug/L	5.00	10/28/09 11:48	LH	9J28016	8260B
1,2,4-Trichlorobenzene	ND	D03	5.0	2.0	ug/L	5.00	10/28/09 11:48	LH	9J28016	8260B
1,2,4-Trimethylbenzene	ND	D03	5.0	1.6	ug/L	5.00	10/28/09 11:48	LH	9J28016	8260B
1,2-Dibromo-3-chloropropane	ND	D03	5.0	2.0	ug/L	5.00	10/28/09 11:48	LH	9J28016	8260B
1,2-Dibromoethane	ND	D03	5.0	0.83	ug/L	5.00	10/28/09 11:48	LH	9J28016	8260B
1,2-Dichlorobenzene	ND	D03	5.0	1.0	ug/L	5.00	10/28/09 11:48	LH	9J28016	8260B
1,2-Dichloroethane	ND	D03	5.0	1.1	ug/L	5.00	10/28/09 11:48	LH	9J28016	8260B
1,2-Dichloropropane	ND	D03	5.0	1.6	ug/L	5.00	10/28/09 11:48	LH	9J28016	8260B
1,3,5-Trimethylbenzene	ND	D03	5.0	1.1	ug/L	5.00	10/28/09 11:48	LH	9J28016	8260B
1,3-Dichlorobenzene	ND	D03	5.0	1.8	ug/L	5.00	10/28/09 11:48	LH	9J28016	8260B
1,4-Dichlorobenzene	ND	D03	5.0	2.0	ug/L	5.00	10/28/09 11:48	LH	9J28016	8260B
2-Butanone	ND	D03	25	6.6	ug/L	5.00	10/28/09 11:48	LH	9J28016	8260B
2-Hexanone	ND	D03	25	6.2	ug/L	5.00	10/28/09 11:48	LH	9J28016	8260B
p-Cymene	ND	D03	5.0	1.6	ug/L	5.00	10/28/09 11:48	LH	9J28016	8260B
4-Methyl-2-pentanone	ND	D03	25	4.5	ug/L	5.00	10/28/09 11:48	LH	9J28016	8260B
Acetone	ND	D03	25	6.7	ug/L	5.00	10/28/09 11:48	LH	9J28016	8260B
Benzene	ND	D03	5.0	2.0	ug/L	5.00	10/28/09 11:48	LH	9J28016	8260B
Bromodichloromethane	ND	D03	5.0	1.9	ug/L	5.00	10/28/09 11:48	LH	9J28016	8260B
Bromoform	ND	D03	5.0	1.3	ug/L	5.00	10/28/09 11:48	LH	9J28016	8260B
Bromomethane	ND	D03	5.0	1.4	ug/L	5.00	10/28/09 11:48	LH	9J28016	8260B
Carbon disulfide	ND	D03	5.0	0.97	ug/L	5.00	10/28/09 11:48	LH	9J28016	8260B
Carbon Tetrachloride	ND	D03	5.0	1.3	ug/L	5.00	10/28/09 11:48	LH	9J28016	8260B
Chlorobenzene	**9.8**	D03	5.0	1.6	ug/L	5.00	10/28/09 11:48	LH	9J28016	8260B
Dibromochloromethane	ND	D03	5.0	1.6	ug/L	5.00	10/28/09 11:48	LH	9J28016	8260B
Chloroethane	ND	D03	5.0	1.6	ug/L	5.00	10/28/09 11:48	LH	9J28016	8260B
Chloroform	ND	D03	5.0	1.7	ug/L	5.00	10/28/09 11:48	LH	9J28016	8260B
Chloromethane	ND	D03	5.0	1.7	ug/L	5.00	10/28/09 11:48	LH	9J28016	8260B
cis-1,2-Dichloroethene	ND	D03	5.0	1.9	ug/L	5.00	10/28/09 11:48	LH	9J28016	8260B
cis-1,3-Dichloropropene	ND	D03	5.0	1.8	ug/L	5.00	10/28/09 11:48	LH	9J28016	8260B
Cyclohexane	ND	D03	5.0	2.7	ug/L	5.00	10/28/09 11:48	LH	9J28016	8260B
Dichlorofluoromethane	ND	D03	5.0	1.7	ug/L	5.00	10/28/09 11:48	LH	9J28016	8260B
Ethylbenzene	ND	D03	5.0	0.92	ug/L	5.00	10/28/09 11:48	LH	9J28016	8260B
Isopropylbenzene	ND	D03	5.0	0.96	ug/L	5.00	10/28/09 11:48	LH	9J28016	8260B
Methyl Acetate	ND	D03	5.0	2.5	ug/L	5.00	10/28/09 11:48	LH	9J28016	8260B
Methyl-t-Butyl Ether (MTBE)	ND	D03	5.0	0.80	ug/L	5.00	10/28/09 11:48	LH	9J28016	8260B
Methylcyclohexane	ND	D03	5.0	2.5	ug/L	5.00	10/28/09 11:48	LH	9J28016	8260B
Methylene Chloride	ND	D03	5.0	2.2	ug/L	5.00	10/28/09 11:48	LH	9J28016	8260B
m-Xylene & p-Xylene	ND	D03	10	3.3	ug/L	5.00	10/28/09 11:48	LH	9J28016	8260B
n-Butylbenzene	ND	D03	5.0	1.4	ug/L	5.00	10/28/09 11:48	LH	9J28016	8260B
n-Propylbenzene	ND	D03	5.0	0.92	ug/L	5.00	10/28/09 11:48	LH	9J28016	8260B
o-Xylene	ND	D03	5.0	1.8	ug/L	5.00	10/28/09 11:48	LH	9J28016	8260B
sec-Butylbenzene	ND	D03	5.0	1.5	ug/L	5.00	10/28/09 11:48	LH	9J28016	8260B
Styrene	ND	D03	5.0	0.92	ug/L	5.00	10/28/09 11:48	LH	9J28016	8260B

Benchmark Environmental & Engineering Science
2558 Hamburg Turnpike, Suite 300
Lackawanna, NY 14218

Work Order: RSJ1429

Project: Benchmark - Globe site
Project Number: TURN

Received: 10/27/09
Reported: 11/13/09 16:47

Analytical Report

Analyte	Sample Result	Data Qualifiers	RL	MDL	Units	Dil Fac	Date Analyzed	Lab Tech	Batch	Method
Sample ID: RSJ1429-01 (MW-1 - Water) - cont.						**Sampled: 10/27/09 11:57**		**Recvd: 10/27/09 13:45**		
Volatile Organic Compounds by EPA 8260B - cont.										
Tetrachloroethene	ND	D03	5.0	1.8	ug/L	5.00	10/28/09 11:48	LH	9J28016	8260B
Toluene	ND	D03	5.0	2.6	ug/L	5.00	10/28/09 11:48	LH	9J28016	8260B
trans-1,2-Dichloroethene	ND	D03	5.0	2.1	ug/L	5.00	10/28/09 11:48	LH	9J28016	8260B
trans-1,3-Dichloropropene	ND	D03	5.0	1.8	ug/L	5.00	10/28/09 11:48	LH	9J28016	8260B
Trichloroethene	ND	D03	5.0	2.3	ug/L	5.00	10/28/09 11:48	LH	9J28016	8260B
Trichlorofluoromethane	ND	D03	5.0	0.76	ug/L	5.00	10/28/09 11:48	LH	9J28016	8260B
Vinyl chloride	ND	D03	5.0	1.2	ug/L	5.00	10/28/09 11:48	LH	9J28016	8260B
Xylenes, total	ND	D03	10	3.3	ug/L	5.00	10/28/09 11:48	LH	9J28016	8260B
1,2-Dichloroethane-d4	*98 %*	*D03*	*Surr Limits: (66-137%)*				*10/28/09 11:48*	*LH*	*9J28016*	*8260B*
4-Bromofluorobenzene	*91 %*	*D03*	*Surr Limits: (73-120%)*				*10/28/09 11:48*	*LH*	*9J28016*	*8260B*
Toluene-d8	*102 %*	*D03*	*Surr Limits: (71-126%)*				*10/28/09 11:48*	*LH*	*9J28016*	*8260B*
Semivolatile Organics by GC/MS										
2,4,5-Trichlorophenol	ND		24	0.93	ug/L	1.00	11/02/09 20:18	MKP	9J27116	8270C
2,4,6-Trichlorophenol	ND		9.4	0.94	ug/L	1.00	11/02/09 20:18	MKP	9J27116	8270C
2,4-Dichlorophenol	ND		9.4	0.74	ug/L	1.00	11/02/09 20:18	MKP	9J27116	8270C
2,4-Dimethylphenol	ND		9.4	0.91	ug/L	1.00	11/02/09 20:18	MKP	9J27116	8270C
2,4-Dinitrophenol	ND		47	2.1	ug/L	1.00	11/02/09 20:18	MKP	9J27116	8270C
2,4-Dinitrotoluene	ND		9.4	0.42	ug/L	1.00	11/02/09 20:18	MKP	9J27116	8270C
2,6-Dinitrotoluene	ND		9.4	0.48	ug/L	1.00	11/02/09 20:18	MKP	9J27116	8270C
2-Chloronaphthalene	ND		9.4	0.079	ug/L	1.00	11/02/09 20:18	MKP	9J27116	8270C
2-Chlorophenol	ND		9.4	0.48	ug/L	1.00	11/02/09 20:18	MKP	9J27116	8270C
2-Methylnaphthalene	ND		9.4	0.077	ug/L	1.00	11/02/09 20:18	MKP	9J27116	8270C
2-Methylphenol	ND		9.4	0.22	ug/L	1.00	11/02/09 20:18	MKP	9J27116	8270C
2-Nitroaniline	ND		47	0.47	ug/L	1.00	11/02/09 20:18	MKP	9J27116	8270C
2-Nitrophenol	ND		9.4	0.57	ug/L	1.00	11/02/09 20:18	MKP	9J27116	8270C
3,3'-Dichlorobenzidine	ND		19	0.35	ug/L	1.00	11/02/09 20:18	MKP	9J27116	8270C
3-Nitroaniline	ND		47	1.5	ug/L	1.00	11/02/09 20:18	MKP	9J27116	8270C
4,6-Dinitro-2-methylphenol	ND		47	2.1	ug/L	1.00	11/02/09 20:18	MKP	9J27116	8270C
4-Bromophenyl phenyl ether	ND		9.4	0.85	ug/L	1.00	11/02/09 20:18	MKP	9J27116	8270C
4-Chloro-3-methylphenol	ND		9.4	0.56	ug/L	1.00	11/02/09 20:18	MKP	9J27116	8270C
4-Chloroaniline	ND		9.4	0.31	ug/L	1.00	11/02/09 20:18	MKP	9J27116	8270C
4-Chlorophenyl phenyl ether	ND		9.4	0.16	ug/L	1.00	11/02/09 20:18	MKP	9J27116	8270C
4-Methylphenol	ND		4.7	0.55	ug/L	1.00	11/02/09 20:18	MKP	9J27116	8270C
4-Nitroaniline	ND	L2	47	0.43	ug/L	1.00	11/02/09 20:18	MKP	9J27116	8270C
4-Nitrophenol	ND		47	1.4	ug/L	1.00	11/02/09 20:18	MKP	9J27116	8270C
Acenaphthene	ND		9.4	0.11	ug/L	1.00	11/02/09 20:18	MKP	9J27116	8270C
Acenaphthylene	ND		9.4	0.044	ug/L	1.00	11/02/09 20:18	MKP	9J27116	8270C
Acetophenone	ND		9.4	0.96	ug/L	1.00	11/02/09 20:18	MKP	9J27116	8270C
Anthracene	ND		9.4	0.053	ug/L	1.00	11/02/09 20:18	MKP	9J27116	8270C
Atrazine	ND		9.4	1.0	ug/L	1.00	11/02/09 20:18	MKP	9J27116	8270C
Benzaldehyde	ND		47	0.25	ug/L	1.00	11/02/09 20:18	MKP	9J27116	8270C
Benzo(a)anthracene	ND		9.4	0.060	ug/L	1.00	11/02/09 20:18	MKP	9J27116	8270C
Benzo(a)pyrene	ND		9.4	0.086	ug/L	1.00	11/02/09 20:18	MKP	9J27116	8270C
Benzo(b)fluoranthene	ND		9.4	0.059	ug/L	1.00	11/02/09 20:18	MKP	9J27116	8270C
Benzo(ghi)perylene	ND		9.4	0.074	ug/L	1.00	11/02/09 20:18	MKP	9J27116	8270C
Benzo(k)fluoranthene	ND		9.4	0.062	ug/L	1.00	11/02/09 20:18	MKP	9J27116	8270C

Benchmark Environmental & Engineering Science
2558 Hamburg Turnpike, Suite 300
Lackawanna, NY 14218

Work Order: RSJ1429

Project: Benchmark - Globe site
Project Number: TURN

Received: 10/27/09
Reported: 11/13/09 16:47

Analytical Report

Analyte	Sample Result	Data Qualifiers	RL	MDL	Units	Dil Fac	Date Analyzed	Lab Tech	Batch	Method
Sample ID: RSJ1429-01 (MW-1 - Water) - cont.						**Sampled: 10/27/09 11:57**		**Recvd: 10/27/09 13:45**		
Semivolatile Organics by GC/MS - cont.										
Biphenyl	ND		9.4	0.62	ug/L	1.00	11/02/09 20:18	MKP	9J27116	8270C
Bis(2-chloroethoxy)methane	ND	M8	9.4	0.35	ug/L	1.00	11/02/09 20:18	MKP	9J27116	8270C
Bis(2-chloroethyl)ether	ND		9.4	0.17	ug/L	1.00	11/02/09 20:18	MKP	9J27116	8270C
2,2'-Oxybis(1-Chloropropane)	ND		9.4	3.8	ug/L	1.00	11/02/09 20:18	MKP	9J27116	8270C
Bis(2-ethylhexyl) phthalate	ND		9.4	4.5	ug/L	1.00	11/02/09 20:18	MKP	9J27116	8270C
Butyl benzyl phthalate	ND		9.4	1.6	ug/L	1.00	11/02/09 20:18	MKP	9J27116	8270C
Caprolactam	ND	M8	9.4	4.3	ug/L	1.00	11/02/09 20:18	MKP	9J27116	8270C
Carbazole	ND		4.7	0.084	ug/L	1.00	11/02/09 20:18	MKP	9J27116	8270C
Chrysene	ND		9.4	0.26	ug/L	1.00	11/02/09 20:18	MKP	9J27116	8270C
Dibenzo(a,h)anthracene	ND		9.4	0.19	ug/L	1.00	11/02/09 20:18	MKP	9J27116	8270C
Dibenzofuran	ND		9.4	1.5	ug/L	1.00	11/02/09 20:18	MKP	9J27116	8270C
Diethyl phthalate	ND		9.4	0.10	ug/L	1.00	11/02/09 20:18	MKP	9J27116	8270C
Dimethyl phthalate	ND		9.4	0.28	ug/L	1.00	11/02/09 20:18	MKP	9J27116	8270C
Di-n-butyl phthalate	**0.49**	J	9.4	0.28	ug/L	1.00	11/02/09 20:18	MKP	9J27116	8270C
Di-n-octyl phthalate	ND		9.4	0.23	ug/L	1.00	11/02/09 20:18	MKP	9J27116	8270C
Fluoranthene	ND		9.4	0.092	ug/L	1.00	11/02/09 20:18	MKP	9J27116	8270C
Fluorene	ND		9.4	0.070	ug/L	1.00	11/02/09 20:18	MKP	9J27116	8270C
Hexachlorobenzene	ND		9.4	0.42	ug/L	1.00	11/02/09 20:18	MKP	9J27116	8270C
Hexachlorobutadiene	ND		9.4	2.4	ug/L	1.00	11/02/09 20:18	MKP	9J27116	8270C
Hexachlorocyclopentadiene	ND		9.4	2.4	ug/L	1.00	11/02/09 20:18	MKP	9J27116	8270C
Hexachloroethane	ND		9.4	2.7	ug/L	1.00	11/02/09 20:18	MKP	9J27116	8270C
Indeno(1,2,3-cd)pyrene	ND		9.4	0.14	ug/L	1.00	11/02/09 20:18	MKP	9J27116	8270C
Isophorone	ND		9.4	0.30	ug/L	1.00	11/02/09 20:18	MKP	9J27116	8270C
Naphthalene	ND		9.4	0.11	ug/L	1.00	11/02/09 20:18	MKP	9J27116	8270C
Nitrobenzene	ND		9.4	0.51	ug/L	1.00	11/02/09 20:18	MKP	9J27116	8270C
N-Nitrosodi-n-propylamine	ND		9.4	0.43	ug/L	1.00	11/02/09 20:18	MKP	9J27116	8270C
N-Nitrosodiphenylamine	ND	L, M11	9.4	0.25	ug/L	1.00	11/02/09 20:18	MKP	9J27116	8270C
Pentachlorophenol	ND		47	4.8	ug/L	1.00	11/02/09 20:18	MKP	9J27116	8270C
Phenanthrene	ND		9.4	0.11	ug/L	1.00	11/02/09 20:18	MKP	9J27116	8270C
Phenol	ND		9.4	0.42	ug/L	1.00	11/02/09 20:18	MKP	9J27116	8270C
Pyrene	ND		9.4	0.064	ug/L	1.00	11/02/09 20:18	MKP	9J27116	8270C
2,4,6-Tribromophenol	*118 %*		*Surr Limits: (52-132%)*				*11/02/09 20:18*	*MKP*	*9J27116*	*8270C*
2-Fluorobiphenyl	*97 %*		*Surr Limits: (48-120%)*				*11/02/09 20:18*	*MKP*	*9J27116*	*8270C*
2-Fluorophenol	*42 %*		*Surr Limits: (20-120%)*				*11/02/09 20:18*	*MKP*	*9J27116*	*8270C*
Nitrobenzene-d5	*108 %*		*Surr Limits: (46-120%)*				*11/02/09 20:18*	*MKP*	*9J27116*	*8270C*
Phenol-d5	*30 %*		*Surr Limits: (16-120%)*				*11/02/09 20:18*	*MKP*	*9J27116*	*8270C*
p-Terphenyl-d14	*54 %*		*Surr Limits: (24-136%)*				*11/02/09 20:18*	*MKP*	*9J27116*	*8270C*
Total Metals by SW 846 Series Methods										
Aluminum	**1.86**		0.200	NR	mg/L	1.00	10/30/09 00:46	DAN	9J28053	6010B
Antimony	ND		0.0200	NR	mg/L	1.00	10/30/09 00:46	DAN	9J28053	6010B
Arsenic	ND		0.0100	NR	mg/L	1.00	10/30/09 00:46	DAN	9J28053	6010B
Barium	**0.127**		0.0020	NR	mg/L	1.00	10/30/09 00:46	DAN	9J28053	6010B
Beryllium	ND		0.0020	NR	mg/L	1.00	10/30/09 00:46	DAN	9J28053	6010B
Cadmium	ND		0.0010	NR	mg/L	1.00	10/30/09 00:46	DAN	9J28053	6010B

Benchmark Environmental & Engineering Science
2558 Hamburg Turnpike, Suite 300
Lackawanna, NY 14218

Work Order: RSJ1429

Project: Benchmark - Globe site
Project Number: TURN

Received: 10/27/09
Reported: 11/13/09 16:47

Analytical Report

Analyte	Sample Result	Data Qualifiers	RL	MDL	Units	Dil Fac	Date Analyzed	Lab Tech	Batch	Method
Sample ID: RSJ1429-01 (MW-1 - Water) - cont.						**Sampled: 10/27/09 11:57**		**Recvd: 10/27/09 13:45**		
Total Metals by SW 846 Series Methods - cont.										
Calcium	**165**		0.5	NR	mg/L	1.00	10/30/09 00:46	DAN	9J28053	6010B
Chromium	ND		0.0040	NR	mg/L	1.00	10/30/09 00:46	DAN	9J28053	6010B
Cobalt	ND		0.0040	NR	mg/L	1.00	10/30/09 00:46	DAN	9J28053	6010B
Copper	ND		0.0100	NR	mg/L	1.00	10/30/09 00:46	DAN	9J28053	6010B
Iron	**1.55**		0.050	NR	mg/L	1.00	10/30/09 00:46	DAN	9J28053	6010B
Lead	**0.0082**		0.0050	NR	mg/L	1.00	10/30/09 00:46	DAN	9J28053	6010B
Magnesium	**63.0**		0.200	NR	mg/L	1.00	10/30/09 00:46	DAN	9J28053	6010B
Manganese	**0.216**		0.0030	NR	mg/L	1.00	10/30/09 00:46	DAN	9J28053	6010B
Nickel	ND		0.0100	NR	mg/L	1.00	10/30/09 00:46	DAN	9J28053	6010B
Potassium	**4.35**		0.500	NR	mg/L	1.00	10/30/09 00:46	DAN	9J28053	6010B
Selenium	ND		0.0150	NR	mg/L	1.00	10/30/09 00:46	DAN	9J28053	6010B
Silver	ND		0.0030	NR	mg/L	1.00	10/30/09 00:46	DAN	9J28053	6010B
Sodium	**59.7**		1.0	NR	mg/L	1.00	10/30/09 00:46	DAN	9J28053	6010B
Thallium	ND		0.0200	NR	mg/L	1.00	10/30/09 00:46	DAN	9J28053	6010B
Vanadium	ND		0.0050	NR	mg/L	1.00	10/30/09 00:46	DAN	9J28053	6010B
Zinc	**0.0190**		0.0100	NR	mg/L	1.00	10/30/09 00:46	DAN	9J28053	6010B
Dissolved Metals by SW 846 Series Methods										
Aluminum	ND	P7	0.200	NR	mg/L	1.00	10/29/09 16:09	DAN	9J28044	6010B
Antimony	ND	P7	0.0200	NR	mg/L	1.00	10/29/09 16:09	DAN	9J28044	6010B
Arsenic	ND	P7	0.0100	NR	mg/L	1.00	10/29/09 16:09	DAN	9J28044	6010B
Barium	**0.109**	P7	0.0020	NR	mg/L	1.00	10/29/09 16:09	DAN	9J28044	6010B
Beryllium	ND	P7	0.0020	NR	mg/L	1.00	10/29/09 16:09	DAN	9J28044	6010B
Cadmium	ND	P7	0.0010	NR	mg/L	1.00	10/29/09 16:09	DAN	9J28044	6010B
Calcium	**142**	P7	0.5	NR	mg/L	1.00	10/29/09 16:09	DAN	9J28044	6010B
Chromium	ND	P7	0.0040	NR	mg/L	1.00	10/29/09 16:09	DAN	9J28044	6010B
Cobalt	ND	P7	0.0040	NR	mg/L	1.00	10/29/09 16:09	DAN	9J28044	6010B
Copper	ND	P7	0.0100	NR	mg/L	1.00	10/29/09 16:09	DAN	9J28044	6010B
Iron	ND	P7	0.050	NR	mg/L	1.00	10/29/09 16:09	DAN	9J28044	6010B
Lead	ND	P7	0.0050	NR	mg/L	1.00	10/29/09 16:09	DAN	9J28044	6010B
Magnesium	**52.6**	P7	0.200	NR	mg/L	1.00	10/29/09 16:09	DAN	9J28044	6010B
Manganese	**0.217**	P7	0.0030	NR	mg/L	1.00	10/29/09 16:09	DAN	9J28044	6010B
Nickel	ND	P7	0.0100	NR	mg/L	1.00	10/29/09 16:09	DAN	9J28044	6010B
Potassium	**3.40**	P7	0.500	NR	mg/L	1.00	10/29/09 16:09	DAN	9J28044	6010B
Selenium	ND	P7	0.0150	NR	mg/L	1.00	10/29/09 16:09	DAN	9J28044	6010B
Silver	ND	P7	0.0030	NR	mg/L	1.00	10/29/09 16:09	DAN	9J28044	6010B
Sodium	**52.8**	P7	1.0	NR	mg/L	1.00	10/29/09 16:09	DAN	9J28044	6010B
Thallium	ND	P7	0.0200	NR	mg/L	1.00	10/29/09 16:09	DAN	9J28044	6010B
Vanadium	ND	P7	0.0050	NR	mg/L	1.00	10/29/09 16:09	DAN	9J28044	6010B
Zinc	ND	P7	0.0100	NR	mg/L	1.00	10/29/09 16:09	DAN	9J28044	6010B
Mercury	ND	P7	0.0002	0.0001	mg/L	1.00	10/29/09 18:48	MXM	9J29050	7470A

TestAmerica
THE LEADER IN ENVIRONMENTAL TESTING

Benchmark Environmental & Engineering Science
2558 Hamburg Turnpike, Suite 300
Lackawanna, NY 14218

Work Order: RSJ1429

Project: Benchmark - Globe site
Project Number: TURN

Received: 10/27/09
Reported: 11/13/09 16:47

Analytical Report

Analyte	Sample Result	Data Qualifiers	RL	MDL	Units	Dil Fac	Date Analyzed	Lab Tech	Batch	Method
Sample ID: RSJ1429-01RE1 (MW-1 - Water)						**Sampled: 10/27/09 11:57**		**Recvd: 10/27/09 13:45**		
Total Metals by SW 846 Series Methods										
Mercury	ND		0.0002	NR	mg/L	1.00	11/02/09 18:33	MXM	9K02046	7470A

Benchmark Environmental & Engineering Science
2558 Hamburg Turnpike, Suite 300
Lackawanna, NY 14218

Work Order: RSJ1429

Project: Benchmark - Globe site
Project Number: TURN

Received: 10/27/09
Reported: 11/13/09 16:47

Analytical Report

Analyte	Sample Result	Data Qualifiers	RL	MDL	Units	Dil Fac	Date Analyzed	Lab Tech	Batch	Method
Sample ID: RSJ1429-04 (MW-2 - Water)						**Sampled: 10/26/09 15:36**		**Recvd: 10/27/09 13:45**		
Volatile Organic Compounds by EPA 8260B										
1,1,1-Trichloroethane	ND	D03	5.0	1.3	ug/L	5.00	10/28/09 13:00	LH	9J28016	8260B
1,1,2,2-Tetrachloroethane	ND	D03	5.0	1.1	ug/L	5.00	10/28/09 13:00	LH	9J28016	8260B
1,1,2-Trichloroethane	ND	D03	5.0	1.2	ug/L	5.00	10/28/09 13:00	LH	9J28016	8260B
1,1,2-Trichloro-1,2,2-trifluoroethane	ND	D03	5.0	1.5	ug/L	5.00	10/28/09 13:00	LH	9J28016	8260B
1,1-Dichloroethane	ND	D03	5.0	1.9	ug/L	5.00	10/28/09 13:00	LH	9J28016	8260B
1,1-Dichloroethene	ND	D03	5.0	1.5	ug/L	5.00	10/28/09 13:00	LH	9J28016	8260B
1,2,4-Trichlorobenzene	ND	D03	5.0	2.0	ug/L	5.00	10/28/09 13:00	LH	9J28016	8260B
1,2,4-Trimethylbenzene	ND	D03	5.0	1.6	ug/L	5.00	10/28/09 13:00	LH	9J28016	8260B
1,2-Dibromo-3-chloropropane	ND	D03	5.0	2.0	ug/L	5.00	10/28/09 13:00	LH	9J28016	8260B
1,2-Dibromoethane	ND	D03	5.0	0.83	ug/L	5.00	10/28/09 13:00	LH	9J28016	8260B
1,2-Dichlorobenzene	ND	D03	5.0	1.0	ug/L	5.00	10/28/09 13:00	LH	9J28016	8260B
1,2-Dichloroethane	ND	D03	5.0	1.1	ug/L	5.00	10/28/09 13:00	LH	9J28016	8260B
1,2-Dichloropropane	ND	D03	5.0	1.6	ug/L	5.00	10/28/09 13:00	LH	9J28016	8260B
1,3,5-Trimethylbenzene	ND	D03	5.0	1.1	ug/L	5.00	10/28/09 13:00	LH	9J28016	8260B
1,3-Dichlorobenzene	ND	D03	5.0	1.8	ug/L	5.00	10/28/09 13:00	LH	9J28016	8260B
1,4-Dichlorobenzene	ND	D03	5.0	2.0	ug/L	5.00	10/28/09 13:00	LH	9J28016	8260B
2-Butanone	ND	D03	25	6.6	ug/L	5.00	10/28/09 13:00	LH	9J28016	8260B
2-Hexanone	ND	D03	25	6.2	ug/L	5.00	10/28/09 13:00	LH	9J28016	8260B
p-Cymene	ND	D03	5.0	1.6	ug/L	5.00	10/28/09 13:00	LH	9J28016	8260B
4-Methyl-2-pentanone	ND	D03	25	4.5	ug/L	5.00	10/28/09 13:00	LH	9J28016	8260B
Acetone	ND	D03	25	6.7	ug/L	5.00	10/28/09 13:00	LH	9J28016	8260B
Benzene	ND	D03	5.0	2.0	ug/L	5.00	10/28/09 13:00	LH	9J28016	8260B
Bromodichloromethane	ND	D03	5.0	1.9	ug/L	5.00	10/28/09 13:00	LH	9J28016	8260B
Bromoform	ND	D03	5.0	1.3	ug/L	5.00	10/28/09 13:00	LH	9J28016	8260B
Bromomethane	ND	D03	5.0	1.4	ug/L	5.00	10/28/09 13:00	LH	9J28016	8260B
Carbon disulfide	ND	D03	5.0	0.97	ug/L	5.00	10/28/09 13:00	LH	9J28016	8260B
Carbon Tetrachloride	ND	D03	5.0	1.3	ug/L	5.00	10/28/09 13:00	LH	9J28016	8260B
Chlorobenzene	ND	D03	5.0	1.6	ug/L	5.00	10/28/09 13:00	LH	9J28016	8260B
Dibromochloromethane	ND	D03	5.0	1.6	ug/L	5.00	10/28/09 13:00	LH	9J28016	8260B
Chloroethane	ND	D03	5.0	1.6	ug/L	5.00	10/28/09 13:00	LH	9J28016	8260B
Chloroform	ND	D03	5.0	1.7	ug/L	5.00	10/28/09 13:00	LH	9J28016	8260B
Chloromethane	ND	D03	5.0	1.7	ug/L	5.00	10/28/09 13:00	LH	9J28016	8260B
cis-1,2-Dichloroethene	ND	D03	5.0	1.9	ug/L	5.00	10/28/09 13:00	LH	9J28016	8260B
cis-1,3-Dichloropropene	ND	D03	5.0	1.8	ug/L	5.00	10/28/09 13:00	LH	9J28016	8260B
Cyclohexane	ND	D03	5.0	2.7	ug/L	5.00	10/28/09 13:00	LH	9J28016	8260B
Dichlorofluoromethane	ND	D03	5.0	1.7	ug/L	5.00	10/28/09 13:00	LH	9J28016	8260B
Ethylbenzene	ND	D03	5.0	0.92	ug/L	5.00	10/28/09 13:00	LH	9J28016	8260B
Isopropylbenzene	ND	D03	5.0	0.96	ug/L	5.00	10/28/09 13:00	LH	9J28016	8260B
Methyl Acetate	ND	D03	5.0	2.5	ug/L	5.00	10/28/09 13:00	LH	9J28016	8260B
Methyl-t-Butyl Ether (MTBE)	ND	D03	5.0	0.80	ug/L	5.00	10/28/09 13:00	LH	9J28016	8260B
Methylcyclohexane	ND	D03	5.0	2.5	ug/L	5.00	10/28/09 13:00	LH	9J28016	8260B
Methylene Chloride	**2.2**	D03,J	5.0	2.2	ug/L	5.00	10/28/09 13:00	LH	9J28016	8260B
m-Xylene & p-Xylene	ND	D03	10	3.3	ug/L	5.00	10/28/09 13:00	LH	9J28016	8260B
n-Butylbenzene	ND	D03	5.0	1.4	ug/L	5.00	10/28/09 13:00	LH	9J28016	8260B
n-Propylbenzene	ND	D03	5.0	0.92	ug/L	5.00	10/28/09 13:00	LH	9J28016	8260B
o-Xylene	ND	D03	5.0	1.8	ug/L	5.00	10/28/09 13:00	LH	9J28016	8260B
sec-Butylbenzene	ND	D03	5.0	1.5	ug/L	5.00	10/28/09 13:00	LH	9J28016	8260B
Styrene	ND	D03	5.0	0.92	ug/L	5.00	10/28/09 13:00	LH	9J28016	8260B

Benchmark Environmental & Engineering Science
2558 Hamburg Turnpike, Suite 300
Lackawanna, NY 14218

Work Order: RSJ1429

Project: Benchmark - Globe site
Project Number: TURN

Received: 10/27/09
Reported: 11/13/09 16:47

Analytical Report

Analyte	Sample Result	Data Qualifiers	RL	MDL	Units	Dil Fac	Date Analyzed	Lab Tech	Batch	Method
Sample ID: RSJ1429-04 (MW-2 - Water) - cont.						**Sampled: 10/26/09 15:36**		**Recvd: 10/27/09 13:45**		
Volatile Organic Compounds by EPA 8260B - cont.										
Tetrachloroethene	ND	D03	5.0	1.8	ug/L	5.00	10/28/09 13:00	LH	9J28016	8260B
Toluene	ND	D03	5.0	2.6	ug/L	5.00	10/28/09 13:00	LH	9J28016	8260B
trans-1,2-Dichloroethene	ND	D03	5.0	2.1	ug/L	5.00	10/28/09 13:00	LH	9J28016	8260B
trans-1,3-Dichloropropene	ND	D03	5.0	1.8	ug/L	5.00	10/28/09 13:00	LH	9J28016	8260B
Trichloroethene	ND	D03	5.0	2.3	ug/L	5.00	10/28/09 13:00	LH	9J28016	8260B
Trichlorofluoromethane	ND	D03	5.0	0.76	ug/L	5.00	10/28/09 13:00	LH	9J28016	8260B
Vinyl chloride	ND	D03	5.0	1.2	ug/L	5.00	10/28/09 13:00	LH	9J28016	8260B
Xylenes, total	ND	D03	10	3.3	ug/L	5.00	10/28/09 13:00	LH	9J28016	8260B
1,2-Dichloroethane-d4	*98 %*	*D03*	*Surr Limits: (66-137%)*				*10/28/09 13:00*	*LH*	*9J28016*	*8260B*
4-Bromofluorobenzene	*87 %*	*D03*	*Surr Limits: (73-120%)*				*10/28/09 13:00*	*LH*	*9J28016*	*8260B*
Toluene-d8	*99 %*	*D03*	*Surr Limits: (71-126%)*				*10/28/09 13:00*	*LH*	*9J28016*	*8260B*
Semivolatile Organics by GC/MS										
2,4,5-Trichlorophenol	ND		24	0.93	ug/L	1.00	11/02/09 20:43	MKP	9J27116	8270C
2,4,6-Trichlorophenol	ND		9.4	0.94	ug/L	1.00	11/02/09 20:43	MKP	9J27116	8270C
2,4-Dichlorophenol	ND		9.4	0.74	ug/L	1.00	11/02/09 20:43	MKP	9J27116	8270C
2,4-Dimethylphenol	ND		9.4	0.91	ug/L	1.00	11/02/09 20:43	MKP	9J27116	8270C
2,4-Dinitrophenol	ND		47	2.1	ug/L	1.00	11/02/09 20:43	MKP	9J27116	8270C
2,4-Dinitrotoluene	ND		9.4	0.42	ug/L	1.00	11/02/09 20:43	MKP	9J27116	8270C
2,6-Dinitrotoluene	ND		9.4	0.48	ug/L	1.00	11/02/09 20:43	MKP	9J27116	8270C
2-Chloronaphthalene	ND		9.4	0.079	ug/L	1.00	11/02/09 20:43	MKP	9J27116	8270C
2-Chlorophenol	ND		9.4	0.48	ug/L	1.00	11/02/09 20:43	MKP	9J27116	8270C
2-Methylnaphthalene	ND		9.4	0.077	ug/L	1.00	11/02/09 20:43	MKP	9J27116	8270C
2-Methylphenol	ND		9.4	0.22	ug/L	1.00	11/02/09 20:43	MKP	9J27116	8270C
2-Nitroaniline	ND		47	0.47	ug/L	1.00	11/02/09 20:43	MKP	9J27116	8270C
2-Nitrophenol	ND		9.4	0.57	ug/L	1.00	11/02/09 20:43	MKP	9J27116	8270C
3,3'-Dichlorobenzidine	ND		19	0.35	ug/L	1.00	11/02/09 20:43	MKP	9J27116	8270C
3-Nitroaniline	ND		47	1.5	ug/L	1.00	11/02/09 20:43	MKP	9J27116	8270C
4,6-Dinitro-2-methylphenol	ND		47	2.1	ug/L	1.00	11/02/09 20:43	MKP	9J27116	8270C
4-Bromophenyl phenyl ether	ND		9.4	0.85	ug/L	1.00	11/02/09 20:43	MKP	9J27116	8270C
4-Chloro-3-methylphenol	ND		9.4	0.56	ug/L	1.00	11/02/09 20:43	MKP	9J27116	8270C
4-Chloroaniline	ND		9.4	0.31	ug/L	1.00	11/02/09 20:43	MKP	9J27116	8270C
4-Chlorophenyl phenyl ether	ND		9.4	0.16	ug/L	1.00	11/02/09 20:43	MKP	9J27116	8270C
4-Methylphenol	ND		4.7	0.55	ug/L	1.00	11/02/09 20:43	MKP	9J27116	8270C
4-Nitroaniline	ND	L2	47	0.43	ug/L	1.00	11/02/09 20:43	MKP	9J27116	8270C
4-Nitrophenol	ND		47	1.4	ug/L	1.00	11/02/09 20:43	MKP	9J27116	8270C
Acenaphthene	ND		9.4	0.11	ug/L	1.00	11/02/09 20:43	MKP	9J27116	8270C
Acenaphthylene	ND		9.4	0.044	ug/L	1.00	11/02/09 20:43	MKP	9J27116	8270C
Acetophenone	ND		9.4	0.96	ug/L	1.00	11/02/09 20:43	MKP	9J27116	8270C
Anthracene	ND		9.4	0.053	ug/L	1.00	11/02/09 20:43	MKP	9J27116	8270C
Atrazine	ND		9.4	1.0	ug/L	1.00	11/02/09 20:43	MKP	9J27116	8270C
Benzaldehyde	ND		47	0.25	ug/L	1.00	11/02/09 20:43	MKP	9J27116	8270C
Benzo(a)anthracene	ND		9.4	0.060	ug/L	1.00	11/02/09 20:43	MKP	9J27116	8270C
Benzo(a)pyrene	ND		9.4	0.086	ug/L	1.00	11/02/09 20:43	MKP	9J27116	8270C
Benzo(b)fluoranthene	ND		9.4	0.059	ug/L	1.00	11/02/09 20:43	MKP	9J27116	8270C
Benzo(ghi)perylene	ND		9.4	0.074	ug/L	1.00	11/02/09 20:43	MKP	9J27116	8270C
Benzo(k)fluoranthene	ND		9.4	0.062	ug/L	1.00	11/02/09 20:43	MKP	9J27116	8270C

Benchmark Environmental & Engineering Science
2558 Hamburg Turnpike, Suite 300
Lackawanna, NY 14218

Work Order: RSJ1429

Project: Benchmark - Globe site
Project Number: TURN

Received: 10/27/09
Reported: 11/13/09 16:47

Analytical Report

Analyte	Sample Result	Data Qualifiers	RL	MDL	Units	Dil Fac	Date Analyzed	Lab Tech	Batch	Method
Sample ID: RSJ1429-04 (MW-2 - Water) - cont.							**Sampled: 10/26/09 15:36**		**Recvd: 10/27/09 13:45**	
Semivolatile Organics by GC/MS - cont.										
Biphenyl	ND		9.4	0.62	ug/L	1.00	11/02/09 20:43	MKP	9J27116	8270C
Bis(2-chloroethoxy)methane	ND		9.4	0.35	ug/L	1.00	11/02/09 20:43	MKP	9J27116	8270C
Bis(2-chloroethyl)ether	ND		9.4	0.17	ug/L	1.00	11/02/09 20:43	MKP	9J27116	8270C
2,2'-Oxybis(1-Chloropropane)	ND		9.4	3.8	ug/L	1.00	11/02/09 20:43	MKP	9J27116	8270C
Bis(2-ethylhexyl) phthalate	ND		9.4	4.5	ug/L	1.00	11/02/09 20:43	MKP	9J27116	8270C
Butyl benzyl phthalate	ND		9.4	1.6	ug/L	1.00	11/02/09 20:43	MKP	9J27116	8270C
Caprolactam	ND		9.4	4.3	ug/L	1.00	11/02/09 20:43	MKP	9J27116	8270C
Carbazole	ND		4.7	0.084	ug/L	1.00	11/02/09 20:43	MKP	9J27116	8270C
Chrysene	ND		9.4	0.26	ug/L	1.00	11/02/09 20:43	MKP	9J27116	8270C
Dibenzo(a,h)anthracene	ND		9.4	0.19	ug/L	1.00	11/02/09 20:43	MKP	9J27116	8270C
Dibenzofuran	ND		9.4	1.5	ug/L	1.00	11/02/09 20:43	MKP	9J27116	8270C
Diethyl phthalate	ND		9.4	0.10	ug/L	1.00	11/02/09 20:43	MKP	9J27116	8270C
Dimethyl phthalate	ND		9.4	0.28	ug/L	1.00	11/02/09 20:43	MKP	9J27116	8270C
Di-n-butyl phthalate	ND		9.4	0.28	ug/L	1.00	11/02/09 20:43	MKP	9J27116	8270C
Di-n-octyl phthalate	ND		9.4	0.23	ug/L	1.00	11/02/09 20:43	MKP	9J27116	8270C
Fluoranthene	ND		9.4	0.092	ug/L	1.00	11/02/09 20:43	MKP	9J27116	8270C
Fluorene	ND		9.4	0.070	ug/L	1.00	11/02/09 20:43	MKP	9J27116	8270C
Hexachlorobenzene	ND		9.4	0.42	ug/L	1.00	11/02/09 20:43	MKP	9J27116	8270C
Hexachlorobutadiene	ND		9.4	2.4	ug/L	1.00	11/02/09 20:43	MKP	9J27116	8270C
Hexachlorocyclopentadiene	ND		9.4	2.4	ug/L	1.00	11/02/09 20:43	MKP	9J27116	8270C
Hexachloroethane	ND		9.4	2.7	ug/L	1.00	11/02/09 20:43	MKP	9J27116	8270C
Indeno(1,2,3-cd)pyrene	ND		9.4	0.14	ug/L	1.00	11/02/09 20:43	MKP	9J27116	8270C
Isophorone	ND		9.4	0.30	ug/L	1.00	11/02/09 20:43	MKP	9J27116	8270C
Naphthalene	ND		9.4	0.11	ug/L	1.00	11/02/09 20:43	MKP	9J27116	8270C
Nitrobenzene	ND		9.4	0.51	ug/L	1.00	11/02/09 20:43	MKP	9J27116	8270C
N-Nitrosodi-n-propylamine	ND		9.4	0.43	ug/L	1.00	11/02/09 20:43	MKP	9J27116	8270C
N-Nitrosodiphenylamine	ND	L	9.4	0.25	ug/L	1.00	11/02/09 20:43	MKP	9J27116	8270C
Pentachlorophenol	ND		47	4.8	ug/L	1.00	11/02/09 20:43	MKP	9J27116	8270C
Phenanthrene	ND		9.4	0.11	ug/L	1.00	11/02/09 20:43	MKP	9J27116	8270C
Phenol	ND		9.4	0.42	ug/L	1.00	11/02/09 20:43	MKP	9J27116	8270C
Pyrene	ND		9.4	0.064	ug/L	1.00	11/02/09 20:43	MKP	9J27116	8270C
2,4,6-Tribromophenol	*119 %*		*Surr Limits: (52-132%)*				*11/02/09 20:43*	*MKP*	*9J27116*	*8270C*
2-Fluorobiphenyl	*93 %*		*Surr Limits: (48-120%)*				*11/02/09 20:43*	*MKP*	*9J27116*	*8270C*
2-Fluorophenol	*41 %*		*Surr Limits: (20-120%)*				*11/02/09 20:43*	*MKP*	*9J27116*	*8270C*
Nitrobenzene-d5	*102 %*		*Surr Limits: (46-120%)*				*11/02/09 20:43*	*MKP*	*9J27116*	*8270C*
Phenol-d5	*32 %*		*Surr Limits: (16-120%)*				*11/02/09 20:43*	*MKP*	*9J27116*	*8270C*
p-Terphenyl-d14	*49 %*		*Surr Limits: (24-136%)*				*11/02/09 20:43*	*MKP*	*9J27116*	*8270C*
Total Metals by SW 846 Series Methods										
Aluminum	**37.4**		0.200	NR	mg/L	1.00	10/30/09 01:24	DAN	9J28053	6010B
Antimony	ND		0.0200	NR	mg/L	1.00	10/30/09 01:24	DAN	9J28053	6010B
Arsenic	**0.0146**		0.0100	NR	mg/L	1.00	10/30/09 01:24	DAN	9J28053	6010B
Barium	**0.405**		0.0020	NR	mg/L	1.00	10/30/09 01:24	DAN	9J28053	6010B
Beryllium	ND		0.0020	NR	mg/L	1.00	10/30/09 01:24	DAN	9J28053	6010B
Cadmium	ND		0.0010	NR	mg/L	1.00	10/30/09 01:24	DAN	9J28053	6010B

Benchmark Environmental & Engineering Science
2558 Hamburg Turnpike, Suite 300
Lackawanna, NY 14218

Work Order: RSJ1429

Project: Benchmark - Globe site
Project Number: TURN

Received: 10/27/09
Reported: 11/13/09 16:47

Analytical Report

Analyte	Sample Result	Data Qualifiers	RL	MDL	Units	Dil Fac	Date Analyzed	Lab Tech	Batch	Method
Sample ID: RSJ1429-04 (MW-2 - Water) - cont.						**Sampled: 10/26/09 15:36**		**Recvd: 10/27/09 13:45**		
Total Metals by SW 846 Series Methods - cont.										
Calcium	**261**		0.5	NR	mg/L	1.00	10/30/09 01:24	DAN	9J28053	6010B
Chromium	**0.0518**		0.0040	NR	mg/L	1.00	10/30/09 01:24	DAN	9J28053	6010B
Cobalt	**0.0248**		0.0040	NR	mg/L	1.00	10/30/09 01:24	DAN	9J28053	6010B
Copper	**0.0547**		0.0100	NR	mg/L	1.00	10/30/09 01:24	DAN	9J28053	6010B
Iron	**61.1**		0.050	NR	mg/L	1.00	10/30/09 01:24	DAN	9J28053	6010B
Lead	**0.0234**		0.0050	NR	mg/L	1.00	10/30/09 01:24	DAN	9J28053	6010B
Magnesium	**73.3**		0.200	NR	mg/L	1.00	10/30/09 01:24	DAN	9J28053	6010B
Manganese	**2.26**		0.0030	NR	mg/L	1.00	10/30/09 01:24	DAN	9J28053	6010B
Nickel	**0.0580**		0.0100	NR	mg/L	1.00	10/30/09 01:24	DAN	9J28053	6010B
Potassium	**12.6**		0.500	NR	mg/L	1.00	10/30/09 01:24	DAN	9J28053	6010B
Selenium	ND		0.0150	NR	mg/L	1.00	10/30/09 01:24	DAN	9J28053	6010B
Silver	ND		0.0030	NR	mg/L	1.00	10/30/09 01:24	DAN	9J28053	6010B
Sodium	**169**		1.0	NR	mg/L	1.00	10/30/09 01:24	DAN	9J28053	6010B
Thallium	ND		0.0200	NR	mg/L	1.00	10/30/09 01:24	DAN	9J28053	6010B
Vanadium	**0.0784**		0.0050	NR	mg/L	1.00	10/30/09 01:24	DAN	9J28053	6010B
Zinc	**0.151**		0.0100	NR	mg/L	1.00	10/30/09 01:24	DAN	9J28053	6010B
Mercury	ND		0.0002	NR	mg/L	1.00	10/28/09 16:22	MXM	9J28046	7470A
Dissolved Metals by SW 846 Series Methods										
Aluminum	ND	P7	0.200	NR	mg/L	1.00	10/29/09 16:35	DAN	9J28044	6010B
Antimony	ND	P7	0.0200	NR	mg/L	1.00	10/29/09 16:35	DAN	9J28044	6010B
Arsenic	ND	P7	0.0100	NR	mg/L	1.00	10/29/09 16:35	DAN	9J28044	6010B
Barium	**0.177**	P7	0.0020	NR	mg/L	1.00	10/29/09 16:35	DAN	9J28044	6010B
Beryllium	ND	P7	0.0020	NR	mg/L	1.00	10/29/09 16:35	DAN	9J28044	6010B
Cadmium	ND	P7	0.0010	NR	mg/L	1.00	10/29/09 16:35	DAN	9J28044	6010B
Calcium	**88.0**	P7	0.5	NR	mg/L	1.00	10/29/09 16:35	DAN	9J28044	6010B
Chromium	ND	P7	0.0040	NR	mg/L	1.00	10/29/09 16:35	DAN	9J28044	6010B
Cobalt	ND	P7	0.0040	NR	mg/L	1.00	10/29/09 16:35	DAN	9J28044	6010B
Copper	ND	P7	0.0100	NR	mg/L	1.00	10/29/09 16:35	DAN	9J28044	6010B
Iron	ND	P7	0.050	NR	mg/L	1.00	10/29/09 16:35	DAN	9J28044	6010B
Lead	ND	P7	0.0050	NR	mg/L	1.00	10/29/09 16:35	DAN	9J28044	6010B
Magnesium	**41.6**	P7	0.200	NR	mg/L	1.00	10/29/09 16:35	DAN	9J28044	6010B
Manganese	**0.321**	P7	0.0030	NR	mg/L	1.00	10/29/09 16:35	DAN	9J28044	6010B
Nickel	ND	P7	0.0100	NR	mg/L	1.00	10/29/09 16:35	DAN	9J28044	6010B
Potassium	**1.92**	P7	0.500	NR	mg/L	1.00	10/29/09 16:35	DAN	9J28044	6010B
Selenium	ND	P7	0.0150	NR	mg/L	1.00	10/29/09 16:35	DAN	9J28044	6010B
Silver	ND	P7	0.0030	NR	mg/L	1.00	10/29/09 16:35	DAN	9J28044	6010B
Sodium	**184**	P7	1.0	NR	mg/L	1.00	10/29/09 16:35	DAN	9J28044	6010B
Thallium	ND	P7	0.0200	NR	mg/L	1.00	10/29/09 16:35	DAN	9J28044	6010B
Vanadium	ND	P7	0.0050	NR	mg/L	1.00	10/29/09 16:35	DAN	9J28044	6010B
Zinc	**0.0115**	P7	0.0100	NR	mg/L	1.00	10/29/09 16:35	DAN	9J28044	6010B
Mercury	ND	P7	0.0002	0.0001	mg/L	1.00	10/29/09 18:55	MXM	9J29050	7470A

Benchmark Environmental & Engineering Science
2558 Hamburg Turnpike, Suite 300
Lackawanna, NY 14218

Work Order: RSJ1429

Project: Benchmark - Globe site
Project Number: TURN

Received: 10/27/09
Reported: 11/13/09 16:47

Analytical Report

Sample ID: RSJ1429-05 (BLIND DUP - Water) — **Sampled: 10/26/09 12:00** — **Recvd: 10/27/09 13:45**

Volatile Organic Compounds by EPA 8260B

Analyte	Sample Result	Data Qualifiers	RL	MDL	Units	Dil Fac	Date Analyzed	Lab Tech	Batch	Method
1,1,1-Trichloroethane	ND		1.0	0.26	ug/L	1.00	10/28/09 13:25	LH	9J28016	8260B
1,1,2,2-Tetrachloroethane	ND		1.0	0.21	ug/L	1.00	10/28/09 13:25	LH	9J28016	8260B
1,1,2-Trichloroethane	ND		1.0	0.23	ug/L	1.00	10/28/09 13:25	LH	9J28016	8260B
1,1,2-Trichloro-1,2,2-trifluoroethane	ND		1.0	0.31	ug/L	1.00	10/28/09 13:25	LH	9J28016	8260B
1,1-Dichloroethane	ND		1.0	0.38	ug/L	1.00	10/28/09 13:25	LH	9J28016	8260B
1,1-Dichloroethene	ND		1.0	0.29	ug/L	1.00	10/28/09 13:25	LH	9J28016	8260B
1,2,4-Trichlorobenzene	ND		1.0	0.41	ug/L	1.00	10/28/09 13:25	LH	9J28016	8260B
1,2,4-Trimethylbenzene	ND		1.0	0.33	ug/L	1.00	10/28/09 13:25	LH	9J28016	8260B
1,2-Dibromo-3-chloropropane	ND		1.0	0.39	ug/L	1.00	10/28/09 13:25	LH	9J28016	8260B
1,2-Dibromoethane	ND		1.0	0.17	ug/L	1.00	10/28/09 13:25	LH	9J28016	8260B
1,2-Dichlorobenzene	ND		1.0	0.20	ug/L	1.00	10/28/09 13:25	LH	9J28016	8260B
1,2-Dichloroethane	ND		1.0	0.21	ug/L	1.00	10/28/09 13:25	LH	9J28016	8260B
1,2-Dichloropropane	ND		1.0	0.32	ug/L	1.00	10/28/09 13:25	LH	9J28016	8260B
1,3,5-Trimethylbenzene	ND		1.0	0.22	ug/L	1.00	10/28/09 13:25	LH	9J28016	8260B
1,3-Dichlorobenzene	ND		1.0	0.36	ug/L	1.00	10/28/09 13:25	LH	9J28016	8260B
1,4-Dichlorobenzene	ND		1.0	0.39	ug/L	1.00	10/28/09 13:25	LH	9J28016	8260B
2-Butanone	ND		5.0	1.3	ug/L	1.00	10/28/09 13:25	LH	9J28016	8260B
2-Hexanone	ND		5.0	1.2	ug/L	1.00	10/28/09 13:25	LH	9J28016	8260B
p-Cymene	ND		1.0	0.31	ug/L	1.00	10/28/09 13:25	LH	9J28016	8260B
4-Methyl-2-pentanone	ND		5.0	0.91	ug/L	1.00	10/28/09 13:25	LH	9J28016	8260B
Acetone	ND		5.0	1.3	ug/L	1.00	10/28/09 13:25	LH	9J28016	8260B
Benzene	ND		1.0	0.41	ug/L	1.00	10/28/09 13:25	LH	9J28016	8260B
Bromodichloromethane	ND		1.0	0.39	ug/L	1.00	10/28/09 13:25	LH	9J28016	8260B
Bromoform	ND		1.0	0.26	ug/L	1.00	10/28/09 13:25	LH	9J28016	8260B
Bromomethane	ND		1.0	0.28	ug/L	1.00	10/28/09 13:25	LH	9J28016	8260B
Carbon disulfide	ND		1.0	0.19	ug/L	1.00	10/28/09 13:25	LH	9J28016	8260B
Carbon Tetrachloride	ND		1.0	0.27	ug/L	1.00	10/28/09 13:25	LH	9J28016	8260B
Chlorobenzene	ND		1.0	0.32	ug/L	1.00	10/28/09 13:25	LH	9J28016	8260B
Dibromochloromethane	ND		1.0	0.32	ug/L	1.00	10/28/09 13:25	LH	9J28016	8260B
Chloroethane	ND		1.0	0.32	ug/L	1.00	10/28/09 13:25	LH	9J28016	8260B
Chloroform	ND		1.0	0.34	ug/L	1.00	10/28/09 13:25	LH	9J28016	8260B
Chloromethane	ND		1.0	0.35	ug/L	1.00	10/28/09 13:25	LH	9J28016	8260B
cis-1,2-Dichloroethene	ND		1.0	0.38	ug/L	1.00	10/28/09 13:25	LH	9J28016	8260B
cis-1,3-Dichloropropene	ND		1.0	0.36	ug/L	1.00	10/28/09 13:25	LH	9J28016	8260B
Cyclohexane	ND		1.0	0.53	ug/L	1.00	10/28/09 13:25	LH	9J28016	8260B
Dichlorofluoromethane	ND		1.0	0.34	ug/L	1.00	10/28/09 13:25	LH	9J28016	8260B
Ethylbenzene	ND		1.0	0.18	ug/L	1.00	10/28/09 13:25	LH	9J28016	8260B
Isopropylbenzene	ND		1.0	0.19	ug/L	1.00	10/28/09 13:25	LH	9J28016	8260B
Methyl Acetate	ND		1.0	0.50	ug/L	1.00	10/28/09 13:25	LH	9J28016	8260B
Methyl-t-Butyl Ether (MTBE)	ND		1.0	0.16	ug/L	1.00	10/28/09 13:25	LH	9J28016	8260B
Methylcyclohexane	ND		1.0	0.50	ug/L	1.00	10/28/09 13:25	LH	9J28016	8260B
Methylene Chloride	ND		1.0	0.44	ug/L	1.00	10/28/09 13:25	LH	9J28016	8260B
m-Xylene & p-Xylene	ND		2.0	0.66	ug/L	1.00	10/28/09 13:25	LH	9J28016	8260B
n-Butylbenzene	ND		1.0	0.28	ug/L	1.00	10/28/09 13:25	LH	9J28016	8260B
n-Propylbenzene	ND		1.0	0.18	ug/L	1.00	10/28/09 13:25	LH	9J28016	8260B
o-Xylene	ND		1.0	0.36	ug/L	1.00	10/28/09 13:25	LH	9J28016	8260B
sec-Butylbenzene	ND		1.0	0.30	ug/L	1.00	10/28/09 13:25	LH	9J28016	8260B
Styrene	ND		1.0	0.18	ug/L	1.00	10/28/09 13:25	LH	9J28016	8260B

Benchmark Environmental & Engineering Science
2558 Hamburg Turnpike, Suite 300
Lackawanna, NY 14218

Work Order: RSJ1429

Project: Benchmark - Globe site
Project Number: TURN

Received: 10/27/09
Reported: 11/13/09 16:47

Analytical Report

Sample ID: RSJ1429-05 (BLIND DUP - Water) - cont. **Sampled: 10/26/09 12:00** **Recvd: 10/27/09 13:45**

Analyte	Sample Result	Data Qualifiers	RL	MDL	Units	Dil Fac	Date Analyzed	Lab Tech	Batch	Method
Volatile Organic Compounds by EPA 8260B - cont.										
Tetrachloroethene	ND		1.0	0.36	ug/L	1.00	10/28/09 13:25	LH	9J28016	8260B
Toluene	ND		1.0	0.51	ug/L	1.00	10/28/09 13:25	LH	9J28016	8260B
trans-1,2-Dichloroethene	ND		1.0	0.42	ug/L	1.00	10/28/09 13:25	LH	9J28016	8260B
trans-1,3-Dichloropropene	ND		1.0	0.37	ug/L	1.00	10/28/09 13:25	LH	9J28016	8260B
Trichloroethene	ND		1.0	0.46	ug/L	1.00	10/28/09 13:25	LH	9J28016	8260B
Trichlorofluoromethane	ND		1.0	0.15	ug/L	1.00	10/28/09 13:25	LH	9J28016	8260B
Vinyl chloride	ND		1.0	0.24	ug/L	1.00	10/28/09 13:25	LH	9J28016	8260B
Xylenes, total	ND		2.0	0.66	ug/L	1.00	10/28/09 13:25	LH	9J28016	8260B
1,2-Dichloroethane-d4	*99 %*		*Surr Limits: (66-137%)*				*10/28/09 13:25*	*LH*	*9J28016*	*8260B*
4-Bromofluorobenzene	*88 %*		*Surr Limits: (73-120%)*				*10/28/09 13:25*	*LH*	*9J28016*	*8260B*
Toluene-d8	*103 %*		*Surr Limits: (71-126%)*				*10/28/09 13:25*	*LH*	*9J28016*	*8260B*
Semivolatile Organics by GC/MS										
2,4,5-Trichlorophenol	ND		30	1.2	ug/L	1.00	11/02/09 21:07	MKP	9J27116	8270C
2,4,6-Trichlorophenol	ND		12	1.2	ug/L	1.00	11/02/09 21:07	MKP	9J27116	8270C
2,4-Dichlorophenol	ND		12	0.96	ug/L	1.00	11/02/09 21:07	MKP	9J27116	8270C
2,4-Dimethylphenol	ND		12	1.2	ug/L	1.00	11/02/09 21:07	MKP	9J27116	8270C
2,4-Dinitrophenol	ND		61	2.7	ug/L	1.00	11/02/09 21:07	MKP	9J27116	8270C
2,4-Dinitrotoluene	ND		12	0.55	ug/L	1.00	11/02/09 21:07	MKP	9J27116	8270C
2,6-Dinitrotoluene	ND		12	0.62	ug/L	1.00	11/02/09 21:07	MKP	9J27116	8270C
2-Chloronaphthalene	ND		12	0.10	ug/L	1.00	11/02/09 21:07	MKP	9J27116	8270C
2-Chlorophenol	ND		12	0.62	ug/L	1.00	11/02/09 21:07	MKP	9J27116	8270C
2-Methylnaphthalene	ND		12	0.10	ug/L	1.00	11/02/09 21:07	MKP	9J27116	8270C
2-Methylphenol	ND		12	0.28	ug/L	1.00	11/02/09 21:07	MKP	9J27116	8270C
2-Nitroaniline	ND		61	0.61	ug/L	1.00	11/02/09 21:07	MKP	9J27116	8270C
2-Nitrophenol	ND		12	0.74	ug/L	1.00	11/02/09 21:07	MKP	9J27116	8270C
3,3'-Dichlorobenzidine	ND		24	0.46	ug/L	1.00	11/02/09 21:07	MKP	9J27116	8270C
3-Nitroaniline	ND		61	1.9	ug/L	1.00	11/02/09 21:07	MKP	9J27116	8270C
4,6-Dinitro-2-methylphenol	ND		61	2.8	ug/L	1.00	11/02/09 21:07	MKP	9J27116	8270C
4-Bromophenyl phenyl ether	ND		12	1.1	ug/L	1.00	11/02/09 21:07	MKP	9J27116	8270C
4-Chloro-3-methylphenol	ND		12	0.73	ug/L	1.00	11/02/09 21:07	MKP	9J27116	8270C
4-Chloroaniline	ND		12	0.40	ug/L	1.00	11/02/09 21:07	MKP	9J27116	8270C
4-Chlorophenyl phenyl ether	ND		12	0.20	ug/L	1.00	11/02/09 21:07	MKP	9J27116	8270C
4-Methylphenol	ND		6.1	0.71	ug/L	1.00	11/02/09 21:07	MKP	9J27116	8270C
4-Nitroaniline	ND	L2	61	0.55	ug/L	1.00	11/02/09 21:07	MKP	9J27116	8270C
4-Nitrophenol	ND		61	1.9	ug/L	1.00	11/02/09 21:07	MKP	9J27116	8270C
Acenaphthene	ND		12	0.14	ug/L	1.00	11/02/09 21:07	MKP	9J27116	8270C
Acenaphthylene	ND		12	0.057	ug/L	1.00	11/02/09 21:07	MKP	9J27116	8270C
Acetophenone	ND		12	1.2	ug/L	1.00	11/02/09 21:07	MKP	9J27116	8270C
Anthracene	ND		12	0.068	ug/L	1.00	11/02/09 21:07	MKP	9J27116	8270C
Atrazine	ND		12	1.3	ug/L	1.00	11/02/09 21:07	MKP	9J27116	8270C
Benzaldehyde	ND		61	0.33	ug/L	1.00	11/02/09 21:07	MKP	9J27116	8270C
Benzo(a)anthracene	**0.27**	J	12	0.078	ug/L	1.00	11/02/09 21:07	MKP	9J27116	8270C
Benzo(a)pyrene	ND		12	0.11	ug/L	1.00	11/02/09 21:07	MKP	9J27116	8270C
Benzo(b)fluoranthene	ND		12	0.077	ug/L	1.00	11/02/09 21:07	MKP	9J27116	8270C
Benzo(ghi)perylene	ND		12	0.095	ug/L	1.00	11/02/09 21:07	MKP	9J27116	8270C
Benzo(k)fluoranthene	ND		12	0.080	ug/L	1.00	11/02/09 21:07	MKP	9J27116	8270C

Benchmark Environmental & Engineering Science
2558 Hamburg Turnpike, Suite 300
Lackawanna, NY 14218

Work Order: RSJ1429

Project: Benchmark - Globe site
Project Number: TURN

Received: 10/27/09
Reported: 11/13/09 16:47

Analytical Report

Analyte	Sample Result	Data Qualifiers	RL	MDL	Units	Dil Fac	Date Analyzed	Lab Tech	Batch	Method
Sample ID: RSJ1429-05 (BLIND DUP - Water) - cont.							**Sampled: 10/26/09 12:00**		**Recvd: 10/27/09 13:45**	
Semivolatile Organics by GC/MS - cont.										
Biphenyl	ND		12	0.80	ug/L	1.00	11/02/09 21:07	MKP	9J27116	8270C
Bis(2-chloroethoxy)methane	ND		12	0.46	ug/L	1.00	11/02/09 21:07	MKP	9J27116	8270C
Bis(2-chloroethyl)ether	ND		12	0.22	ug/L	1.00	11/02/09 21:07	MKP	9J27116	8270C
2,2'-Oxybis(1-Chloropropane)	ND		12	4.9	ug/L	1.00	11/02/09 21:07	MKP	9J27116	8270C
Bis(2-ethylhexyl) phthalate	ND		12	5.8	ug/L	1.00	11/02/09 21:07	MKP	9J27116	8270C
Butyl benzyl phthalate	ND		12	2.1	ug/L	1.00	11/02/09 21:07	MKP	9J27116	8270C
Caprolactam	ND		12	5.6	ug/L	1.00	11/02/09 21:07	MKP	9J27116	8270C
Carbazole	ND		6.1	0.11	ug/L	1.00	11/02/09 21:07	MKP	9J27116	8270C
Chrysene	ND		12	0.33	ug/L	1.00	11/02/09 21:07	MKP	9J27116	8270C
Dibenzo(a,h)anthracene	ND		12	0.24	ug/L	1.00	11/02/09 21:07	MKP	9J27116	8270C
Dibenzofuran	ND		12	2.0	ug/L	1.00	11/02/09 21:07	MKP	9J27116	8270C
Diethyl phthalate	ND		12	0.13	ug/L	1.00	11/02/09 21:07	MKP	9J27116	8270C
Dimethyl phthalate	ND		12	0.37	ug/L	1.00	11/02/09 21:07	MKP	9J27116	8270C
Di-n-butyl phthalate	**0.54**	J	12	0.36	ug/L	1.00	11/02/09 21:07	MKP	9J27116	8270C
Di-n-octyl phthalate	ND		12	0.29	ug/L	1.00	11/02/09 21:07	MKP	9J27116	8270C
Fluoranthene	ND		12	0.12	ug/L	1.00	11/02/09 21:07	MKP	9J27116	8270C
Fluorene	ND		12	0.090	ug/L	1.00	11/02/09 21:07	MKP	9J27116	8270C
Hexachlorobenzene	ND		12	0.54	ug/L	1.00	11/02/09 21:07	MKP	9J27116	8270C
Hexachlorobutadiene	ND		12	3.2	ug/L	1.00	11/02/09 21:07	MKP	9J27116	8270C
Hexachlorocyclopentadiene	ND		12	3.0	ug/L	1.00	11/02/09 21:07	MKP	9J27116	8270C
Hexachloroethane	ND		12	3.4	ug/L	1.00	11/02/09 21:07	MKP	9J27116	8270C
Indeno(1,2,3-cd)pyrene	ND		12	0.19	ug/L	1.00	11/02/09 21:07	MKP	9J27116	8270C
Isophorone	ND		12	0.39	ug/L	1.00	11/02/09 21:07	MKP	9J27116	8270C
Naphthalene	ND		12	0.14	ug/L	1.00	11/02/09 21:07	MKP	9J27116	8270C
Nitrobenzene	ND		12	0.66	ug/L	1.00	11/02/09 21:07	MKP	9J27116	8270C
N-Nitrosodi-n-propylamine	ND		12	0.55	ug/L	1.00	11/02/09 21:07	MKP	9J27116	8270C
N-Nitrosodiphenylamine	ND	L	12	0.32	ug/L	1.00	11/02/09 21:07	MKP	9J27116	8270C
Pentachlorophenol	ND		61	6.3	ug/L	1.00	11/02/09 21:07	MKP	9J27116	8270C
Phenanthrene	ND		12	0.14	ug/L	1.00	11/02/09 21:07	MKP	9J27116	8270C
Phenol	ND		12	0.54	ug/L	1.00	11/02/09 21:07	MKP	9J27116	8270C
Pyrene	ND		12	0.083	ug/L	1.00	11/02/09 21:07	MKP	9J27116	8270C
2,4,6-Tribromophenol	*118 %*		*Surr Limits: (52-132%)*				*11/02/09 21:07*	*MKP*	*9J27116*	*8270C*
2-Fluorobiphenyl	*91 %*		*Surr Limits: (48-120%)*				*11/02/09 21:07*	*MKP*	*9J27116*	*8270C*
2-Fluorophenol	*49 %*		*Surr Limits: (20-120%)*				*11/02/09 21:07*	*MKP*	*9J27116*	*8270C*
Nitrobenzene-d5	*101 %*		*Surr Limits: (46-120%)*				*11/02/09 21:07*	*MKP*	*9J27116*	*8270C*
Phenol-d5	*38 %*		*Surr Limits: (16-120%)*				*11/02/09 21:07*	*MKP*	*9J27116*	*8270C*
p-Terphenyl-d14	*63 %*		*Surr Limits: (24-136%)*				*11/02/09 21:07*	*MKP*	*9J27116*	*8270C*
Total Metals by SW 846 Series Methods										
Aluminum	**40.8**		0.200	NR	mg/L	1.00	10/30/09 01:29	DAN	9J28053	6010B
Antimony	ND		0.0200	NR	mg/L	1.00	10/30/09 01:29	DAN	9J28053	6010B
Arsenic	**0.0173**		0.0100	NR	mg/L	1.00	10/30/09 01:29	DAN	9J28053	6010B
Barium	**0.410**		0.0020	NR	mg/L	1.00	10/30/09 01:29	DAN	9J28053	6010B
Beryllium	ND		0.0020	NR	mg/L	1.00	10/30/09 01:29	DAN	9J28053	6010B
Cadmium	ND		0.0010	NR	mg/L	1.00	10/30/09 01:29	DAN	9J28053	6010B

Benchmark Environmental & Engineering Science
2558 Hamburg Turnpike, Suite 300
Lackawanna, NY 14218

Work Order: RSJ1429

Project: Benchmark - Globe site
Project Number: TURN

Received: 10/27/09
Reported: 11/13/09 16:47

Analytical Report

Analyte	Sample Result	Data Qualifiers	RL	MDL	Units	Dil Fac	Date Analyzed	Lab Tech	Batch	Method
Sample ID: RSJ1429-05 (BLIND DUP - Water) - cont.						**Sampled: 10/26/09 12:00**		**Recvd: 10/27/09 13:45**		
Total Metals by SW 846 Series Methods - cont.										
Calcium	**246**		0.5	NR	mg/L	1.00	10/30/09 01:29	DAN	9J28053	6010B
Chromium	**0.0576**		0.0040	NR	mg/L	1.00	10/30/09 01:29	DAN	9J28053	6010B
Cobalt	**0.0276**		0.0040	NR	mg/L	1.00	10/30/09 01:29	DAN	9J28053	6010B
Copper	**0.0594**		0.0100	NR	mg/L	1.00	10/30/09 01:29	DAN	9J28053	6010B
Iron	**67.2**		0.050	NR	mg/L	1.00	10/30/09 01:29	DAN	9J28053	6010B
Lead	**0.0258**		0.0050	NR	mg/L	1.00	10/30/09 01:29	DAN	9J28053	6010B
Magnesium	**74.5**		0.200	NR	mg/L	1.00	10/30/09 01:29	DAN	9J28053	6010B
Manganese	**2.19**		0.0030	NR	mg/L	1.00	10/30/09 01:29	DAN	9J28053	6010B
Nickel	**0.0644**		0.0100	NR	mg/L	1.00	10/30/09 01:29	DAN	9J28053	6010B
Potassium	**13.4**		0.500	NR	mg/L	1.00	10/30/09 01:29	DAN	9J28053	6010B
Selenium	ND		0.0150	NR	mg/L	1.00	10/30/09 01:29	DAN	9J28053	6010B
Silver	ND		0.0030	NR	mg/L	1.00	10/30/09 01:29	DAN	9J28053	6010B
Sodium	**171**		1.0	NR	mg/L	1.00	10/30/09 01:29	DAN	9J28053	6010B
Thallium	ND		0.0200	NR	mg/L	1.00	10/30/09 01:29	DAN	9J28053	6010B
Vanadium	**0.0846**		0.0050	NR	mg/L	1.00	10/30/09 01:29	DAN	9J28053	6010B
Zinc	**0.165**		0.0100	NR	mg/L	1.00	10/30/09 01:29	DAN	9J28053	6010B
Mercury	ND		0.0002	NR	mg/L	1.00	10/28/09 16:27	MXM	9J28046	7470A
Dissolved Metals by SW 846 Series Methods										
Aluminum	ND	P7	0.200	NR	mg/L	1.00	10/29/09 16:40	DAN	9J28044	6010B
Antimony	ND	P7	0.0200	NR	mg/L	1.00	10/29/09 16:40	DAN	9J28044	6010B
Arsenic	ND	P7	0.0100	NR	mg/L	1.00	10/29/09 16:40	DAN	9J28044	6010B
Barium	**0.171**	P7	0.0020	NR	mg/L	1.00	10/29/09 16:40	DAN	9J28044	6010B
Beryllium	ND	P7	0.0020	NR	mg/L	1.00	10/29/09 16:40	DAN	9J28044	6010B
Cadmium	ND	P7	0.0010	NR	mg/L	1.00	10/29/09 16:40	DAN	9J28044	6010B
Calcium	**85.0**	P7	0.5	NR	mg/L	1.00	10/29/09 16:40	DAN	9J28044	6010B
Chromium	ND	P7	0.0040	NR	mg/L	1.00	10/29/09 16:40	DAN	9J28044	6010B
Cobalt	ND	P7	0.0040	NR	mg/L	1.00	10/29/09 16:40	DAN	9J28044	6010B
Copper	ND	P7	0.0100	NR	mg/L	1.00	10/29/09 16:40	DAN	9J28044	6010B
Iron	ND	P7	0.050	NR	mg/L	1.00	10/29/09 16:40	DAN	9J28044	6010B
Lead	ND	P7	0.0050	NR	mg/L	1.00	10/29/09 16:40	DAN	9J28044	6010B
Magnesium	**40.1**	P7	0.200	NR	mg/L	1.00	10/29/09 16:40	DAN	9J28044	6010B
Manganese	**0.311**	P7	0.0030	NR	mg/L	1.00	10/29/09 16:40	DAN	9J28044	6010B
Nickel	ND	P7	0.0100	NR	mg/L	1.00	10/29/09 16:40	DAN	9J28044	6010B
Potassium	**1.84**	P7	0.500	NR	mg/L	1.00	10/29/09 16:40	DAN	9J28044	6010B
Selenium	ND	P7	0.0150	NR	mg/L	1.00	10/29/09 16:40	DAN	9J28044	6010B
Silver	ND	P7	0.0030	NR	mg/L	1.00	10/29/09 16:40	DAN	9J28044	6010B
Sodium	**178**	P7	1.0	NR	mg/L	1.00	10/29/09 16:40	DAN	9J28044	6010B
Thallium	ND	P7	0.0200	NR	mg/L	1.00	10/29/09 16:40	DAN	9J28044	6010B
Vanadium	ND	P7	0.0050	NR	mg/L	1.00	10/29/09 16:40	DAN	9J28044	6010B
Zinc	ND	P7	0.0100	NR	mg/L	1.00	10/29/09 16:40	DAN	9J28044	6010B
Mercury	ND	P7	0.0002	0.0001	mg/L	1.00	10/29/09 18:56	MXM	9J29050	7470A

Benchmark Environmental & Engineering Science
2558 Hamburg Turnpike, Suite 300
Lackawanna, NY 14218

Work Order: RSJ1429

Project: Benchmark - Globe site
Project Number: TURN

Received: 10/27/09
Reported: 11/13/09 16:47

Analytical Report

Sample ID: RSJ1429-06 (MW-3D - Water) — **Sampled: 10/27/09 09:49** — **Recvd: 10/27/09 13:45**

Volatile Organic Compounds by EPA 8260B

Analyte	Sample Result	Data Qualifiers	RL	MDL	Units	Dil Fac	Date Analyzed	Lab Tech	Batch	Method
1,1,1-Trichloroethane	ND		1.0	0.26	ug/L	1.00	10/28/09 13:49	LH	9J28016	8260B
1,1,2,2-Tetrachloroethane	ND		1.0	0.21	ug/L	1.00	10/28/09 13:49	LH	9J28016	8260B
1,1,2-Trichloroethane	ND		1.0	0.23	ug/L	1.00	10/28/09 13:49	LH	9J28016	8260B
1,1,2-Trichloro-1,2,2-trifluoroethane	ND		1.0	0.31	ug/L	1.00	10/28/09 13:49	LH	9J28016	8260B
1,1-Dichloroethane	ND		1.0	0.38	ug/L	1.00	10/28/09 13:49	LH	9J28016	8260B
1,1-Dichloroethene	ND		1.0	0.29	ug/L	1.00	10/28/09 13:49	LH	9J28016	8260B
1,2,4-Trichlorobenzene	ND		1.0	0.41	ug/L	1.00	10/28/09 13:49	LH	9J28016	8260B
1,2,4-Trimethylbenzene	ND		1.0	0.33	ug/L	1.00	10/28/09 13:49	LH	9J28016	8260B
1,2-Dibromo-3-chloropropane	ND		1.0	0.39	ug/L	1.00	10/28/09 13:49	LH	9J28016	8260B
1,2-Dibromoethane	ND		1.0	0.17	ug/L	1.00	10/28/09 13:49	LH	9J28016	8260B
1,2-Dichlorobenzene	ND		1.0	0.20	ug/L	1.00	10/28/09 13:49	LH	9J28016	8260B
1,2-Dichloroethane	ND		1.0	0.21	ug/L	1.00	10/28/09 13:49	LH	9J28016	8260B
1,2-Dichloropropane	ND		1.0	0.32	ug/L	1.00	10/28/09 13:49	LH	9J28016	8260B
1,3,5-Trimethylbenzene	ND		1.0	0.22	ug/L	1.00	10/28/09 13:49	LH	9J28016	8260B
1,3-Dichlorobenzene	ND		1.0	0.36	ug/L	1.00	10/28/09 13:49	LH	9J28016	8260B
1,4-Dichlorobenzene	ND		1.0	0.39	ug/L	1.00	10/28/09 13:49	LH	9J28016	8260B
2-Butanone	ND		5.0	1.3	ug/L	1.00	10/28/09 13:49	LH	9J28016	8260B
2-Hexanone	ND		5.0	1.2	ug/L	1.00	10/28/09 13:49	LH	9J28016	8260B
p-Cymene	ND		1.0	0.31	ug/L	1.00	10/28/09 13:49	LH	9J28016	8260B
4-Methyl-2-pentanone	ND		5.0	0.91	ug/L	1.00	10/28/09 13:49	LH	9J28016	8260B
Acetone	ND		5.0	1.3	ug/L	1.00	10/28/09 13:49	LH	9J28016	8260B
Benzene	ND		1.0	0.41	ug/L	1.00	10/28/09 13:49	LH	9J28016	8260B
Bromodichloromethane	ND		1.0	0.39	ug/L	1.00	10/28/09 13:49	LH	9J28016	8260B
Bromoform	ND		1.0	0.26	ug/L	1.00	10/28/09 13:49	LH	9J28016	8260B
Bromomethane	ND		1.0	0.28	ug/L	1.00	10/28/09 13:49	LH	9J28016	8260B
Carbon disulfide	ND		1.0	0.19	ug/L	1.00	10/28/09 13:49	LH	9J28016	8260B
Carbon Tetrachloride	ND		1.0	0.27	ug/L	1.00	10/28/09 13:49	LH	9J28016	8260B
Chlorobenzene	ND		1.0	0.32	ug/L	1.00	10/28/09 13:49	LH	9J28016	8260B
Dibromochloromethane	ND		1.0	0.32	ug/L	1.00	10/28/09 13:49	LH	9J28016	8260B
Chloroethane	ND		1.0	0.32	ug/L	1.00	10/28/09 13:49	LH	9J28016	8260B
Chloroform	ND		1.0	0.34	ug/L	1.00	10/28/09 13:49	LH	9J28016	8260B
Chloromethane	ND		1.0	0.35	ug/L	1.00	10/28/09 13:49	LH	9J28016	8260B
cis-1,2-Dichloroethene	ND		1.0	0.38	ug/L	1.00	10/28/09 13:49	LH	9J28016	8260B
cis-1,3-Dichloropropene	ND		1.0	0.36	ug/L	1.00	10/28/09 13:49	LH	9J28016	8260B
Cyclohexane	ND		1.0	0.53	ug/L	1.00	10/28/09 13:49	LH	9J28016	8260B
Dichlorofluoromethane	ND		1.0	0.34	ug/L	1.00	10/28/09 13:49	LH	9J28016	8260B
Ethylbenzene	ND		1.0	0.18	ug/L	1.00	10/28/09 13:49	LH	9J28016	8260B
Isopropylbenzene	ND		1.0	0.19	ug/L	1.00	10/28/09 13:49	LH	9J28016	8260B
Methyl Acetate	ND		1.0	0.50	ug/L	1.00	10/28/09 13:49	LH	9J28016	8260B
Methyl-t-Butyl Ether (MTBE)	ND		1.0	0.16	ug/L	1.00	10/28/09 13:49	LH	9J28016	8260B
Methylcyclohexane	ND		1.0	0.50	ug/L	1.00	10/28/09 13:49	LH	9J28016	8260B
Methylene Chloride	ND		1.0	0.44	ug/L	1.00	10/28/09 13:49	LH	9J28016	8260B
m-Xylene & p-Xylene	ND		2.0	0.66	ug/L	1.00	10/28/09 13:49	LH	9J28016	8260B
n-Butylbenzene	ND		1.0	0.28	ug/L	1.00	10/28/09 13:49	LH	9J28016	8260B
n-Propylbenzene	ND		1.0	0.18	ug/L	1.00	10/28/09 13:49	LH	9J28016	8260B
o-Xylene	ND		1.0	0.36	ug/L	1.00	10/28/09 13:49	LH	9J28016	8260B
sec-Butylbenzene	ND		1.0	0.30	ug/L	1.00	10/28/09 13:49	LH	9J28016	8260B
Styrene	ND		1.0	0.18	ug/L	1.00	10/28/09 13:49	LH	9J28016	8260B

Benchmark Environmental & Engineering Science
2558 Hamburg Turnpike, Suite 300
Lackawanna, NY 14218

Work Order: RSJ1429

Project: Benchmark - Globe site
Project Number: TURN

Received: 10/27/09
Reported: 11/13/09 16:47

Analytical Report

Sample ID: RSJ1429-06 (MW-3D - Water) - cont. **Sampled: 10/27/09 09:49** **Recvd: 10/27/09 13:45**

Analyte	Sample Result	Data Qualifiers	RL	MDL	Units	Dil Fac	Date Analyzed	Lab Tech	Batch	Method
Volatile Organic Compounds by EPA 8260B - cont.										
Tetrachloroethene	ND		1.0	0.36	ug/L	1.00	10/28/09 13:49	LH	9J28016	8260B
Toluene	ND		1.0	0.51	ug/L	1.00	10/28/09 13:49	LH	9J28016	8260B
trans-1,2-Dichloroethene	ND		1.0	0.42	ug/L	1.00	10/28/09 13:49	LH	9J28016	8260B
trans-1,3-Dichloropropene	ND		1.0	0.37	ug/L	1.00	10/28/09 13:49	LH	9J28016	8260B
Trichloroethene	ND		1.0	0.46	ug/L	1.00	10/28/09 13:49	LH	9J28016	8260B
Trichlorofluoromethane	ND		1.0	0.15	ug/L	1.00	10/28/09 13:49	LH	9J28016	8260B
Vinyl chloride	ND		1.0	0.24	ug/L	1.00	10/28/09 13:49	LH	9J28016	8260B
Xylenes, total	ND		2.0	0.66	ug/L	1.00	10/28/09 13:49	LH	9J28016	8260B
1,2-Dichloroethane-d4	*97 %*		*Surr Limits: (66-137%)*				*10/28/09 13:49*	*LH*	*9J28016*	*8260B*
4-Bromofluorobenzene	*86 %*		*Surr Limits: (73-120%)*				*10/28/09 13:49*	*LH*	*9J28016*	*8260B*
Toluene-d8	*100 %*		*Surr Limits: (71-126%)*				*10/28/09 13:49*	*LH*	*9J28016*	*8260B*
Semivolatile Organics by GC/MS										
2,4,5-Trichlorophenol	ND		30	1.2	ug/L	1.00	11/02/09 21:31	MKP	9J27116	8270C
2,4,6-Trichlorophenol	ND		12	1.2	ug/L	1.00	11/02/09 21:31	MKP	9J27116	8270C
2,4-Dichlorophenol	ND		12	0.95	ug/L	1.00	11/02/09 21:31	MKP	9J27116	8270C
2,4-Dimethylphenol	ND		12	1.2	ug/L	1.00	11/02/09 21:31	MKP	9J27116	8270C
2,4-Dinitrophenol	ND		60	2.7	ug/L	1.00	11/02/09 21:31	MKP	9J27116	8270C
2,4-Dinitrotoluene	ND		12	0.54	ug/L	1.00	11/02/09 21:31	MKP	9J27116	8270C
2,6-Dinitrotoluene	ND		12	0.61	ug/L	1.00	11/02/09 21:31	MKP	9J27116	8270C
2-Chloronaphthalene	ND		12	0.10	ug/L	1.00	11/02/09 21:31	MKP	9J27116	8270C
2-Chlorophenol	ND		12	0.61	ug/L	1.00	11/02/09 21:31	MKP	9J27116	8270C
2-Methylnaphthalene	ND		12	0.099	ug/L	1.00	11/02/09 21:31	MKP	9J27116	8270C
2-Methylphenol	ND		12	0.27	ug/L	1.00	11/02/09 21:31	MKP	9J27116	8270C
2-Nitroaniline	ND		60	0.60	ug/L	1.00	11/02/09 21:31	MKP	9J27116	8270C
2-Nitrophenol	ND		12	0.73	ug/L	1.00	11/02/09 21:31	MKP	9J27116	8270C
3,3'-Dichlorobenzidine	ND		24	0.45	ug/L	1.00	11/02/09 21:31	MKP	9J27116	8270C
3-Nitroaniline	ND		60	1.9	ug/L	1.00	11/02/09 21:31	MKP	9J27116	8270C
4,6-Dinitro-2-methylphenol	ND		60	2.7	ug/L	1.00	11/02/09 21:31	MKP	9J27116	8270C
4-Bromophenyl phenyl ether	ND		12	1.1	ug/L	1.00	11/02/09 21:31	MKP	9J27116	8270C
4-Chloro-3-methylphenol	ND		12	0.72	ug/L	1.00	11/02/09 21:31	MKP	9J27116	8270C
4-Chloroaniline	ND		12	0.40	ug/L	1.00	11/02/09 21:31	MKP	9J27116	8270C
4-Chlorophenyl phenyl ether	ND		12	0.20	ug/L	1.00	11/02/09 21:31	MKP	9J27116	8270C
4-Methylphenol	ND		6.0	0.70	ug/L	1.00	11/02/09 21:31	MKP	9J27116	8270C
4-Nitroaniline	ND	L2	60	0.55	ug/L	1.00	11/02/09 21:31	MKP	9J27116	8270C
4-Nitrophenol	ND		60	1.8	ug/L	1.00	11/02/09 21:31	MKP	9J27116	8270C
Acenaphthene	ND		12	0.13	ug/L	1.00	11/02/09 21:31	MKP	9J27116	8270C
Acenaphthylene	ND		12	0.057	ug/L	1.00	11/02/09 21:31	MKP	9J27116	8270C
Acetophenone	ND		12	1.2	ug/L	1.00	11/02/09 21:31	MKP	9J27116	8270C
Anthracene	ND		12	0.067	ug/L	1.00	11/02/09 21:31	MKP	9J27116	8270C
Atrazine	ND		12	1.3	ug/L	1.00	11/02/09 21:31	MKP	9J27116	8270C
Benzaldehyde	ND		60	0.32	ug/L	1.00	11/02/09 21:31	MKP	9J27116	8270C
Benzo(a)anthracene	ND		12	0.077	ug/L	1.00	11/02/09 21:31	MKP	9J27116	8270C
Benzo(a)pyrene	ND		12	0.11	ug/L	1.00	11/02/09 21:31	MKP	9J27116	8270C
Benzo(b)fluoranthene	ND		12	0.076	ug/L	1.00	11/02/09 21:31	MKP	9J27116	8270C
Benzo(ghi)perylene	ND		12	0.094	ug/L	1.00	11/02/09 21:31	MKP	9J27116	8270C
Benzo(k)fluoranthene	ND		12	0.080	ug/L	1.00	11/02/09 21:31	MKP	9J27116	8270C

Benchmark Environmental & Engineering Science
2558 Hamburg Turnpike, Suite 300
Lackawanna, NY 14218

Work Order: RSJ1429

Project: Benchmark - Globe site
Project Number: TURN

Received: 10/27/09
Reported: 11/13/09 16:47

Analytical Report

Analyte	Sample Result	Data Qualifiers	RL	MDL	Units	Dil Fac	Date Analyzed	Lab Tech	Batch	Method
Sample ID: RSJ1429-06 (MW-3D - Water) - cont.						**Sampled: 10/27/09 09:49**		**Recvd: 10/27/09 13:45**		
Semivolatile Organics by GC/MS - cont.										
Biphenyl	ND		12	0.79	ug/L	1.00	11/02/09 21:31	MKP	9J27116	8270C
Bis(2-chloroethoxy)methane	ND		12	0.45	ug/L	1.00	11/02/09 21:31	MKP	9J27116	8270C
Bis(2-chloroethyl)ether	ND		12	0.22	ug/L	1.00	11/02/09 21:31	MKP	9J27116	8270C
2,2'-Oxybis(1-Chloropropane)	ND		12	4.8	ug/L	1.00	11/02/09 21:31	MKP	9J27116	8270C
Bis(2-ethylhexyl) phthalate	ND		12	5.7	ug/L	1.00	11/02/09 21:31	MKP	9J27116	8270C
Butyl benzyl phthalate	ND		12	2.1	ug/L	1.00	11/02/09 21:31	MKP	9J27116	8270C
Caprolactam	ND		12	5.5	ug/L	1.00	11/02/09 21:31	MKP	9J27116	8270C
Carbazole	ND		6.0	0.11	ug/L	1.00	11/02/09 21:31	MKP	9J27116	8270C
Chrysene	ND		12	0.33	ug/L	1.00	11/02/09 21:31	MKP	9J27116	8270C
Dibenzo(a,h)anthracene	ND		12	0.24	ug/L	1.00	11/02/09 21:31	MKP	9J27116	8270C
Dibenzofuran	ND		12	1.9	ug/L	1.00	11/02/09 21:31	MKP	9J27116	8270C
Diethyl phthalate	ND		12	0.13	ug/L	1.00	11/02/09 21:31	MKP	9J27116	8270C
Dimethyl phthalate	ND		12	0.36	ug/L	1.00	11/02/09 21:31	MKP	9J27116	8270C
Di-n-butyl phthalate	ND		12	0.36	ug/L	1.00	11/02/09 21:31	MKP	9J27116	8270C
Di-n-octyl phthalate	ND		12	0.29	ug/L	1.00	11/02/09 21:31	MKP	9J27116	8270C
Fluoranthene	ND		12	0.12	ug/L	1.00	11/02/09 21:31	MKP	9J27116	8270C
Fluorene	ND		12	0.089	ug/L	1.00	11/02/09 21:31	MKP	9J27116	8270C
Hexachlorobenzene	ND		12	0.54	ug/L	1.00	11/02/09 21:31	MKP	9J27116	8270C
Hexachlorobutadiene	ND		12	3.1	ug/L	1.00	11/02/09 21:31	MKP	9J27116	8270C
Hexachlorocyclopentadiene	ND		12	3.0	ug/L	1.00	11/02/09 21:31	MKP	9J27116	8270C
Hexachloroethane	ND		12	3.4	ug/L	1.00	11/02/09 21:31	MKP	9J27116	8270C
Indeno(1,2,3-cd)pyrene	ND		12	0.18	ug/L	1.00	11/02/09 21:31	MKP	9J27116	8270C
Isophorone	ND		12	0.39	ug/L	1.00	11/02/09 21:31	MKP	9J27116	8270C
Naphthalene	ND		12	0.14	ug/L	1.00	11/02/09 21:31	MKP	9J27116	8270C
Nitrobenzene	ND		12	0.65	ug/L	1.00	11/02/09 21:31	MKP	9J27116	8270C
N-Nitrosodi-n-propylamine	ND		12	0.54	ug/L	1.00	11/02/09 21:31	MKP	9J27116	8270C
N-Nitrosodiphenylamine	ND	L	12	0.31	ug/L	1.00	11/02/09 21:31	MKP	9J27116	8270C
Pentachlorophenol	ND		60	6.2	ug/L	1.00	11/02/09 21:31	MKP	9J27116	8270C
Phenanthrene	**0.80**	J	12	0.14	ug/L	1.00	11/02/09 21:31	MKP	9J27116	8270C
Phenol	ND		12	0.54	ug/L	1.00	11/02/09 21:31	MKP	9J27116	8270C
Pyrene	ND		12	0.082	ug/L	1.00	11/02/09 21:31	MKP	9J27116	8270C
2,4,6-Tribromophenol	*113 %*		*Surr Limits: (52-132%)*				*11/02/09 21:31*	*MKP*	*9J27116*	*8270C*
2-Fluorobiphenyl	*89 %*		*Surr Limits: (48-120%)*				*11/02/09 21:31*	*MKP*	*9J27116*	*8270C*
2-Fluorophenol	*47 %*		*Surr Limits: (20-120%)*				*11/02/09 21:31*	*MKP*	*9J27116*	*8270C*
Nitrobenzene-d5	*100 %*		*Surr Limits: (46-120%)*				*11/02/09 21:31*	*MKP*	*9J27116*	*8270C*
Phenol-d5	*36 %*		*Surr Limits: (16-120%)*				*11/02/09 21:31*	*MKP*	*9J27116*	*8270C*
p-Terphenyl-d14	*64 %*		*Surr Limits: (24-136%)*				*11/02/09 21:31*	*MKP*	*9J27116*	*8270C*
Total Metals by SW 846 Series Methods										
Aluminum	**1.27**		0.200	NR	mg/L	1.00	10/30/09 01:34	DAN	9J28053	6010B
Antimony	ND		0.0200	NR	mg/L	1.00	10/30/09 01:34	DAN	9J28053	6010B
Arsenic	ND		0.0100	NR	mg/L	1.00	10/30/09 01:34	DAN	9J28053	6010B
Barium	**0.0282**		0.0020	NR	mg/L	1.00	10/30/09 01:34	DAN	9J28053	6010B
Beryllium	ND		0.0020	NR	mg/L	1.00	10/30/09 01:34	DAN	9J28053	6010B
Cadmium	ND		0.0010	NR	mg/L	1.00	10/30/09 01:34	DAN	9J28053	6010B

Benchmark Environmental & Engineering Science
2558 Hamburg Turnpike, Suite 300
Lackawanna, NY 14218

Work Order: RSJ1429

Project: Benchmark - Globe site
Project Number: TURN

Received: 10/27/09
Reported: 11/13/09 16:47

Analytical Report

Analyte	Sample Result	Data Qualifiers	RL	MDL	Units	Dil Fac	Date Analyzed	Lab Tech	Batch	Method
Sample ID: RSJ1429-06 (MW-3D - Water) - cont.						**Sampled: 10/27/09 09:49**		**Recvd: 10/27/09 13:45**		
Total Metals by SW 846 Series Methods - cont.										
Calcium	**242**		0.5	NR	mg/L	1.00	10/30/09 01:34	DAN	9J28053	6010B
Chromium	ND		0.0040	NR	mg/L	1.00	10/30/09 01:34	DAN	9J28053	6010B
Cobalt	ND		0.0040	NR	mg/L	1.00	10/30/09 01:34	DAN	9J28053	6010B
Copper	ND		0.0100	NR	mg/L	1.00	10/30/09 01:34	DAN	9J28053	6010B
Iron	**3.28**		0.050	NR	mg/L	1.00	10/30/09 01:34	DAN	9J28053	6010B
Lead	ND		0.0050	NR	mg/L	1.00	10/30/09 01:34	DAN	9J28053	6010B
Magnesium	**97.6**		0.200	NR	mg/L	1.00	10/30/09 01:34	DAN	9J28053	6010B
Manganese	**0.123**		0.0030	NR	mg/L	1.00	10/30/09 01:34	DAN	9J28053	6010B
Nickel	ND		0.0100	NR	mg/L	1.00	10/30/09 01:34	DAN	9J28053	6010B
Potassium	**4.39**		0.500	NR	mg/L	1.00	10/30/09 01:34	DAN	9J28053	6010B
Selenium	ND		0.0150	NR	mg/L	1.00	10/30/09 01:34	DAN	9J28053	6010B
Silver	ND		0.0030	NR	mg/L	1.00	10/30/09 01:34	DAN	9J28053	6010B
Sodium	**49.3**		1.0	NR	mg/L	1.00	10/30/09 01:34	DAN	9J28053	6010B
Thallium	ND		0.0200	NR	mg/L	1.00	10/30/09 01:34	DAN	9J28053	6010B
Vanadium	ND		0.0050	NR	mg/L	1.00	10/30/09 01:34	DAN	9J28053	6010B
Zinc	ND		0.0100	NR	mg/L	1.00	10/30/09 01:34	DAN	9J28053	6010B
Mercury	ND		0.0002	NR	mg/L	1.00	10/28/09 16:28	MXM	9J28046	7470A
Dissolved Metals by SW 846 Series Methods										
Aluminum	ND	P7	0.200	NR	mg/L	1.00	10/29/09 16:45	DAN	9J28044	6010B
Antimony	ND	P7	0.0200	NR	mg/L	1.00	10/29/09 16:45	DAN	9J28044	6010B
Arsenic	ND	P7	0.0100	NR	mg/L	1.00	10/29/09 16:45	DAN	9J28044	6010B
Barium	**0.0212**	P7	0.0020	NR	mg/L	1.00	10/29/09 16:45	DAN	9J28044	6010B
Beryllium	ND	P7	0.0020	NR	mg/L	1.00	10/29/09 16:45	DAN	9J28044	6010B
Cadmium	ND	P7	0.0010	NR	mg/L	1.00	10/29/09 16:45	DAN	9J28044	6010B
Calcium	**240**	P7	0.5	NR	mg/L	1.00	10/29/09 16:45	DAN	9J28044	6010B
Chromium	ND	P7	0.0040	NR	mg/L	1.00	10/29/09 16:45	DAN	9J28044	6010B
Cobalt	ND	P7	0.0040	NR	mg/L	1.00	10/29/09 16:45	DAN	9J28044	6010B
Copper	ND	P7	0.0100	NR	mg/L	1.00	10/29/09 16:45	DAN	9J28044	6010B
Iron	ND	P7	0.050	NR	mg/L	1.00	10/29/09 16:45	DAN	9J28044	6010B
Lead	ND	P7	0.0050	NR	mg/L	1.00	10/29/09 16:45	DAN	9J28044	6010B
Magnesium	**98.1**	P7	0.200	NR	mg/L	1.00	10/29/09 16:45	DAN	9J28044	6010B
Manganese	**0.0924**	P7	0.0030	NR	mg/L	1.00	10/29/09 16:45	DAN	9J28044	6010B
Nickel	ND	P7	0.0100	NR	mg/L	1.00	10/29/09 16:45	DAN	9J28044	6010B
Potassium	**3.93**	P7	0.500	NR	mg/L	1.00	10/29/09 16:45	DAN	9J28044	6010B
Selenium	ND	P7	0.0150	NR	mg/L	1.00	10/29/09 16:45	DAN	9J28044	6010B
Silver	ND	P7	0.0030	NR	mg/L	1.00	10/29/09 16:45	DAN	9J28044	6010B
Sodium	**51.5**	P7	1.0	NR	mg/L	1.00	10/29/09 16:45	DAN	9J28044	6010B
Thallium	ND	P7	0.0200	NR	mg/L	1.00	10/29/09 16:45	DAN	9J28044	6010B
Vanadium	ND	P7	0.0050	NR	mg/L	1.00	10/29/09 16:45	DAN	9J28044	6010B
Zinc	ND	P7	0.0100	NR	mg/L	1.00	10/29/09 16:45	DAN	9J28044	6010B
Mercury	**0.0001**	P7, J	0.0002	0.0001	mg/L	1.00	10/29/09 18:58	MXM	9J29050	7470A

Benchmark Environmental & Engineering Science
2558 Hamburg Turnpike, Suite 300
Lackawanna, NY 14218

Work Order: RSJ1429

Project: Benchmark - Globe site
Project Number: TURN

Received: 10/27/09
Reported: 11/13/09 16:47

Analytical Report

Sample ID: RSJ1429-07 (MW-3S - Water) — **Sampled: 10/27/09 10:33** — **Recvd: 10/27/09 13:45**

Volatile Organic Compounds by EPA 8260B

Analyte	Sample Result	Data Qualifiers	RL	MDL	Units	Dil Fac	Date Analyzed	Lab Tech	Batch	Method
1,1,1-Trichloroethane	ND		1.0	0.26	ug/L	1.00	10/28/09 14:13	LH	9J28016	8260B
1,1,2,2-Tetrachloroethane	ND		1.0	0.21	ug/L	1.00	10/28/09 14:13	LH	9J28016	8260B
1,1,2-Trichloroethane	ND		1.0	0.23	ug/L	1.00	10/28/09 14:13	LH	9J28016	8260B
1,1,2-Trichloro-1,2,2-trifluoroethane	ND		1.0	0.31	ug/L	1.00	10/28/09 14:13	LH	9J28016	8260B
1,1-Dichloroethane	ND		1.0	0.38	ug/L	1.00	10/28/09 14:13	LH	9J28016	8260B
1,1-Dichloroethene	ND		1.0	0.29	ug/L	1.00	10/28/09 14:13	LH	9J28016	8260B
1,2,4-Trichlorobenzene	ND		1.0	0.41	ug/L	1.00	10/28/09 14:13	LH	9J28016	8260B
1,2,4-Trimethylbenzene	ND		1.0	0.33	ug/L	1.00	10/28/09 14:13	LH	9J28016	8260B
1,2-Dibromo-3-chloropropane	ND		1.0	0.39	ug/L	1.00	10/28/09 14:13	LH	9J28016	8260B
1,2-Dibromoethane	ND		1.0	0.17	ug/L	1.00	10/28/09 14:13	LH	9J28016	8260B
1,2-Dichlorobenzene	ND		1.0	0.20	ug/L	1.00	10/28/09 14:13	LH	9J28016	8260B
1,2-Dichloroethane	ND		1.0	0.21	ug/L	1.00	10/28/09 14:13	LH	9J28016	8260B
1,2-Dichloropropane	ND		1.0	0.32	ug/L	1.00	10/28/09 14:13	LH	9J28016	8260B
1,3,5-Trimethylbenzene	ND		1.0	0.22	ug/L	1.00	10/28/09 14:13	LH	9J28016	8260B
1,3-Dichlorobenzene	ND		1.0	0.36	ug/L	1.00	10/28/09 14:13	LH	9J28016	8260B
1,4-Dichlorobenzene	ND		1.0	0.39	ug/L	1.00	10/28/09 14:13	LH	9J28016	8260B
2-Butanone	**2.6**	J	5.0	1.3	ug/L	1.00	10/28/09 14:13	LH	9J28016	8260B
2-Hexanone	ND		5.0	1.2	ug/L	1.00	10/28/09 14:13	LH	9J28016	8260B
p-Cymene	ND		1.0	0.31	ug/L	1.00	10/28/09 14:13	LH	9J28016	8260B
4-Methyl-2-pentanone	ND		5.0	0.91	ug/L	1.00	10/28/09 14:13	LH	9J28016	8260B
Acetone	**15**		5.0	1.3	ug/L	1.00	10/28/09 14:13	LH	9J28016	8260B
Benzene	ND		1.0	0.41	ug/L	1.00	10/28/09 14:13	LH	9J28016	8260B
Bromodichloromethane	ND		1.0	0.39	ug/L	1.00	10/28/09 14:13	LH	9J28016	8260B
Bromoform	ND		1.0	0.26	ug/L	1.00	10/28/09 14:13	LH	9J28016	8260B
Bromomethane	ND		1.0	0.28	ug/L	1.00	10/28/09 14:13	LH	9J28016	8260B
Carbon disulfide	ND		1.0	0.19	ug/L	1.00	10/28/09 14:13	LH	9J28016	8260B
Carbon Tetrachloride	ND		1.0	0.27	ug/L	1.00	10/28/09 14:13	LH	9J28016	8260B
Chlorobenzene	ND		1.0	0.32	ug/L	1.00	10/28/09 14:13	LH	9J28016	8260B
Dibromochloromethane	ND		1.0	0.32	ug/L	1.00	10/28/09 14:13	LH	9J28016	8260B
Chloroethane	ND		1.0	0.32	ug/L	1.00	10/28/09 14:13	LH	9J28016	8260B
Chloroform	ND		1.0	0.34	ug/L	1.00	10/28/09 14:13	LH	9J28016	8260B
Chloromethane	ND		1.0	0.35	ug/L	1.00	10/28/09 14:13	LH	9J28016	8260B
cis-1,2-Dichloroethene	ND		1.0	0.38	ug/L	1.00	10/28/09 14:13	LH	9J28016	8260B
cis-1,3-Dichloropropene	ND		1.0	0.36	ug/L	1.00	10/28/09 14:13	LH	9J28016	8260B
Cyclohexane	ND		1.0	0.53	ug/L	1.00	10/28/09 14:13	LH	9J28016	8260B
Dichlorofluoromethane	ND		1.0	0.34	ug/L	1.00	10/28/09 14:13	LH	9J28016	8260B
Ethylbenzene	ND		1.0	0.18	ug/L	1.00	10/28/09 14:13	LH	9J28016	8260B
Isopropylbenzene	ND		1.0	0.19	ug/L	1.00	10/28/09 14:13	LH	9J28016	8260B
Methyl Acetate	ND		1.0	0.50	ug/L	1.00	10/28/09 14:13	LH	9J28016	8260B
Methyl-t-Butyl Ether (MTBE)	ND		1.0	0.16	ug/L	1.00	10/28/09 14:13	LH	9J28016	8260B
Methylcyclohexane	ND		1.0	0.50	ug/L	1.00	10/28/09 14:13	LH	9J28016	8260B
Methylene Chloride	ND		1.0	0.44	ug/L	1.00	10/28/09 14:13	LH	9J28016	8260B
m-Xylene & p-Xylene	ND		2.0	0.66	ug/L	1.00	10/28/09 14:13	LH	9J28016	8260B
n-Butylbenzene	ND		1.0	0.28	ug/L	1.00	10/28/09 14:13	LH	9J28016	8260B
n-Propylbenzene	ND		1.0	0.18	ug/L	1.00	10/28/09 14:13	LH	9J28016	8260B
o-Xylene	ND		1.0	0.36	ug/L	1.00	10/28/09 14:13	LH	9J28016	8260B
sec-Butylbenzene	ND		1.0	0.30	ug/L	1.00	10/28/09 14:13	LH	9J28016	8260B
Styrene	ND		1.0	0.18	ug/L	1.00	10/28/09 14:13	LH	9J28016	8260B

Benchmark Environmental & Engineering Science
2558 Hamburg Turnpike, Suite 300
Lackawanna, NY 14218

Work Order: RSJ1429

Project: Benchmark - Globe site
Project Number: TURN

Received: 10/27/09
Reported: 11/13/09 16:47

Analytical Report

Analyte	Sample Result	Data Qualifiers	RL	MDL	Units	Dil Fac	Date Analyzed	Lab Tech	Batch	Method
Sample ID: RSJ1429-07 (MW-3S - Water) - cont.						**Sampled: 10/27/09 10:33**		**Recvd: 10/27/09 13:45**		
Volatile Organic Compounds by EPA 8260B - cont.										
Tetrachloroethene	ND		1.0	0.36	ug/L	1.00	10/28/09 14:13	LH	9J28016	8260B
Toluene	ND		1.0	0.51	ug/L	1.00	10/28/09 14:13	LH	9J28016	8260B
trans-1,2-Dichloroethene	ND		1.0	0.42	ug/L	1.00	10/28/09 14:13	LH	9J28016	8260B
trans-1,3-Dichloropropene	ND		1.0	0.37	ug/L	1.00	10/28/09 14:13	LH	9J28016	8260B
Trichloroethene	ND		1.0	0.46	ug/L	1.00	10/28/09 14:13	LH	9J28016	8260B
Trichlorofluoromethane	ND		1.0	0.15	ug/L	1.00	10/28/09 14:13	LH	9J28016	8260B
Vinyl chloride	ND		1.0	0.24	ug/L	1.00	10/28/09 14:13	LH	9J28016	8260B
Xylenes, total	ND		2.0	0.66	ug/L	1.00	10/28/09 14:13	LH	9J28016	8260B
1,2-Dichloroethane-d4	*95 %*		*Surr Limits: (66-137%)*				*10/28/09 14:13*	*LH*	*9J28016*	*8260B*
4-Bromofluorobenzene	*91 %*		*Surr Limits: (73-120%)*				*10/28/09 14:13*	*LH*	*9J28016*	*8260B*
Toluene-d8	*101 %*		*Surr Limits: (71-126%)*				*10/28/09 14:13*	*LH*	*9J28016*	*8260B*
Semivolatile Organics by GC/MS										
2,4,5-Trichlorophenol	ND		24	0.94	ug/L	1.00	11/02/09 21:56	MKP	9J27116	8270C
2,4,6-Trichlorophenol	ND		9.5	0.94	ug/L	1.00	11/02/09 21:56	MKP	9J27116	8270C
2,4-Dichlorophenol	ND		9.5	0.75	ug/L	1.00	11/02/09 21:56	MKP	9J27116	8270C
2,4-Dimethylphenol	ND		9.5	0.91	ug/L	1.00	11/02/09 21:56	MKP	9J27116	8270C
2,4-Dinitrophenol	ND		47	2.1	ug/L	1.00	11/02/09 21:56	MKP	9J27116	8270C
2,4-Dinitrotoluene	ND		9.5	0.42	ug/L	1.00	11/02/09 21:56	MKP	9J27116	8270C
2,6-Dinitrotoluene	ND		9.5	0.48	ug/L	1.00	11/02/09 21:56	MKP	9J27116	8270C
2-Chloronaphthalene	ND		9.5	0.080	ug/L	1.00	11/02/09 21:56	MKP	9J27116	8270C
2-Chlorophenol	ND		9.5	0.48	ug/L	1.00	11/02/09 21:56	MKP	9J27116	8270C
2-Methylnaphthalene	ND		9.5	0.078	ug/L	1.00	11/02/09 21:56	MKP	9J27116	8270C
2-Methylphenol	ND		9.5	0.22	ug/L	1.00	11/02/09 21:56	MKP	9J27116	8270C
2-Nitroaniline	ND		47	0.47	ug/L	1.00	11/02/09 21:56	MKP	9J27116	8270C
2-Nitrophenol	ND		9.5	0.57	ug/L	1.00	11/02/09 21:56	MKP	9J27116	8270C
3,3'-Dichlorobenzidine	ND		19	0.35	ug/L	1.00	11/02/09 21:56	MKP	9J27116	8270C
3-Nitroaniline	ND		47	1.5	ug/L	1.00	11/02/09 21:56	MKP	9J27116	8270C
4,6-Dinitro-2-methylphenol	ND		47	2.2	ug/L	1.00	11/02/09 21:56	MKP	9J27116	8270C
4-Bromophenyl phenyl ether	ND		9.5	0.85	ug/L	1.00	11/02/09 21:56	MKP	9J27116	8270C
4-Chloro-3-methylphenol	ND		9.5	0.56	ug/L	1.00	11/02/09 21:56	MKP	9J27116	8270C
4-Chloroaniline	ND		9.5	0.31	ug/L	1.00	11/02/09 21:56	MKP	9J27116	8270C
4-Chlorophenyl phenyl ether	ND		9.5	0.16	ug/L	1.00	11/02/09 21:56	MKP	9J27116	8270C
4-Methylphenol	**1.0**	J	4.7	0.55	ug/L	1.00	11/02/09 21:56	MKP	9J27116	8270C
4-Nitroaniline	ND	L2	47	0.43	ug/L	1.00	11/02/09 21:56	MKP	9J27116	8270C
4-Nitrophenol	ND		47	1.4	ug/L	1.00	11/02/09 21:56	MKP	9J27116	8270C
Acenaphthene	ND		9.5	0.11	ug/L	1.00	11/02/09 21:56	MKP	9J27116	8270C
Acenaphthylene	ND		9.5	0.045	ug/L	1.00	11/02/09 21:56	MKP	9J27116	8270C
Acetophenone	ND		9.5	0.97	ug/L	1.00	11/02/09 21:56	MKP	9J27116	8270C
Anthracene	ND		9.5	0.053	ug/L	1.00	11/02/09 21:56	MKP	9J27116	8270C
Atrazine	ND		9.5	1.0	ug/L	1.00	11/02/09 21:56	MKP	9J27116	8270C
Benzaldehyde	ND		47	0.25	ug/L	1.00	11/02/09 21:56	MKP	9J27116	8270C
Benzo(a)anthracene	ND		9.5	0.061	ug/L	1.00	11/02/09 21:56	MKP	9J27116	8270C
Benzo(a)pyrene	ND		9.5	0.086	ug/L	1.00	11/02/09 21:56	MKP	9J27116	8270C
Benzo(b)fluoranthene	ND		9.5	0.060	ug/L	1.00	11/02/09 21:56	MKP	9J27116	8270C
Benzo(ghi)perylene	ND		9.5	0.074	ug/L	1.00	11/02/09 21:56	MKP	9J27116	8270C
Benzo(k)fluoranthene	ND		9.5	0.063	ug/L	1.00	11/02/09 21:56	MKP	9J27116	8270C

Benchmark Environmental & Engineering Science
2558 Hamburg Turnpike, Suite 300
Lackawanna, NY 14218

Work Order: RSJ1429

Project: Benchmark - Globe site
Project Number: TURN

Received: 10/27/09
Reported: 11/13/09 16:47

Analytical Report

Analyte	Sample Result	Data Qualifiers	RL	MDL	Units	Dil Fac	Date Analyzed	Lab Tech	Batch	Method
Sample ID: RSJ1429-07 (MW-3S - Water) - cont.							**Sampled: 10/27/09 10:33**		**Recvd: 10/27/09 13:45**	
Semivolatile Organics by GC/MS - cont.										
Biphenyl	ND		9.5	0.62	ug/L	1.00	11/02/09 21:56	MKP	9J27116	8270C
Bis(2-chloroethoxy)methane	ND		9.5	0.36	ug/L	1.00	11/02/09 21:56	MKP	9J27116	8270C
Bis(2-chloroethyl)ether	ND		9.5	0.17	ug/L	1.00	11/02/09 21:56	MKP	9J27116	8270C
2,2'-Oxybis(1-Chloropropane)	ND		9.5	3.8	ug/L	1.00	11/02/09 21:56	MKP	9J27116	8270C
Bis(2-ethylhexyl) phthalate	ND		9.5	4.5	ug/L	1.00	11/02/09 21:56	MKP	9J27116	8270C
Butyl benzyl phthalate	ND		9.5	1.6	ug/L	1.00	11/02/09 21:56	MKP	9J27116	8270C
Caprolactam	ND		9.5	4.4	ug/L	1.00	11/02/09 21:56	MKP	9J27116	8270C
Carbazole	ND		4.7	0.084	ug/L	1.00	11/02/09 21:56	MKP	9J27116	8270C
Chrysene	ND		9.5	0.26	ug/L	1.00	11/02/09 21:56	MKP	9J27116	8270C
Dibenzo(a,h)anthracene	ND		9.5	0.19	ug/L	1.00	11/02/09 21:56	MKP	9J27116	8270C
Dibenzofuran	ND		9.5	1.5	ug/L	1.00	11/02/09 21:56	MKP	9J27116	8270C
Diethyl phthalate	**0.49**	J	9.5	0.10	ug/L	1.00	11/02/09 21:56	MKP	9J27116	8270C
Dimethyl phthalate	ND		9.5	0.28	ug/L	1.00	11/02/09 21:56	MKP	9J27116	8270C
Di-n-butyl phthalate	**0.29**	J	9.5	0.28	ug/L	1.00	11/02/09 21:56	MKP	9J27116	8270C
Di-n-octyl phthalate	ND		9.5	0.23	ug/L	1.00	11/02/09 21:56	MKP	9J27116	8270C
Fluoranthene	ND		9.5	0.093	ug/L	1.00	11/02/09 21:56	MKP	9J27116	8270C
Fluorene	**0.29**	J	9.5	0.070	ug/L	1.00	11/02/09 21:56	MKP	9J27116	8270C
Hexachlorobenzene	ND		9.5	0.42	ug/L	1.00	11/02/09 21:56	MKP	9J27116	8270C
Hexachlorobutadiene	ND		9.5	2.5	ug/L	1.00	11/02/09 21:56	MKP	9J27116	8270C
Hexachlorocyclopentadiene	ND		9.5	2.4	ug/L	1.00	11/02/09 21:56	MKP	9J27116	8270C
Hexachloroethane	ND		9.5	2.7	ug/L	1.00	11/02/09 21:56	MKP	9J27116	8270C
Indeno(1,2,3-cd)pyrene	ND		9.5	0.15	ug/L	1.00	11/02/09 21:56	MKP	9J27116	8270C
Isophorone	ND		9.5	0.30	ug/L	1.00	11/02/09 21:56	MKP	9J27116	8270C
Naphthalene	ND		9.5	0.11	ug/L	1.00	11/02/09 21:56	MKP	9J27116	8270C
Nitrobenzene	ND		9.5	0.51	ug/L	1.00	11/02/09 21:56	MKP	9J27116	8270C
N-Nitrosodi-n-propylamine	ND		9.5	0.43	ug/L	1.00	11/02/09 21:56	MKP	9J27116	8270C
N-Nitrosodiphenylamine	ND	L	9.5	0.25	ug/L	1.00	11/02/09 21:56	MKP	9J27116	8270C
Pentachlorophenol	ND		47	4.9	ug/L	1.00	11/02/09 21:56	MKP	9J27116	8270C
Phenanthrene	**1.7**	J	9.5	0.11	ug/L	1.00	11/02/09 21:56	MKP	9J27116	8270C
Phenol	ND		9.5	0.42	ug/L	1.00	11/02/09 21:56	MKP	9J27116	8270C
Pyrene	ND		9.5	0.064	ug/L	1.00	11/02/09 21:56	MKP	9J27116	8270C
2,4,6-Tribromophenol	*104 %*		*Surr Limits: (52-132%)*				*11/02/09 21:56*	*MKP*	*9J27116*	*8270C*
2-Fluorobiphenyl	*81 %*		*Surr Limits: (48-120%)*				*11/02/09 21:56*	*MKP*	*9J27116*	*8270C*
2-Fluorophenol	*37 %*		*Surr Limits: (20-120%)*				*11/02/09 21:56*	*MKP*	*9J27116*	*8270C*
Nitrobenzene-d5	*87 %*		*Surr Limits: (46-120%)*				*11/02/09 21:56*	*MKP*	*9J27116*	*8270C*
Phenol-d5	*29 %*		*Surr Limits: (16-120%)*				*11/02/09 21:56*	*MKP*	*9J27116*	*8270C*
p-Terphenyl-d14	*50 %*		*Surr Limits: (24-136%)*				*11/02/09 21:56*	*MKP*	*9J27116*	*8270C*
Total Metals by SW 846 Series Methods										
Aluminum	ND		0.200	NR	mg/L	1.00	10/30/09 01:39	DAN	9J28053	6010B
Antimony	ND		0.0200	NR	mg/L	1.00	10/30/09 01:39	DAN	9J28053	6010B
Arsenic	ND		0.0100	NR	mg/L	1.00	10/30/09 01:39	DAN	9J28053	6010B
Barium	**0.0535**		0.0020	NR	mg/L	1.00	10/30/09 01:39	DAN	9J28053	6010B
Beryllium	ND		0.0020	NR	mg/L	1.00	10/30/09 01:39	DAN	9J28053	6010B
Cadmium	ND		0.0010	NR	mg/L	1.00	10/30/09 01:39	DAN	9J28053	6010B

Benchmark Environmental & Engineering Science
2558 Hamburg Turnpike, Suite 300
Lackawanna, NY 14218

Work Order: RSJ1429

Project: Benchmark - Globe site
Project Number: TURN

Received: 10/27/09
Reported: 11/13/09 16:47

Analytical Report

Analyte	Sample Result	Data Qualifiers	RL	MDL	Units	Dil Fac	Date Analyzed	Lab Tech	Batch	Method
Sample ID: RSJ1429-07 (MW-3S - Water) - cont.						**Sampled: 10/27/09 10:33**		**Recvd: 10/27/09 13:45**		
Total Metals by SW 846 Series Methods - cont.										
Calcium	**102**		0.5	NR	mg/L	1.00	10/30/09 01:39	DAN	9J28053	6010B
Chromium	ND		0.0040	NR	mg/L	1.00	10/30/09 01:39	DAN	9J28053	6010B
Cobalt	ND		0.0040	NR	mg/L	1.00	10/30/09 01:39	DAN	9J28053	6010B
Copper	ND		0.0100	NR	mg/L	1.00	10/30/09 01:39	DAN	9J28053	6010B
Iron	**0.140**		0.050	NR	mg/L	1.00	10/30/09 01:39	DAN	9J28053	6010B
Lead	ND		0.0050	NR	mg/L	1.00	10/30/09 01:39	DAN	9J28053	6010B
Magnesium	**58.4**		0.200	NR	mg/L	1.00	10/30/09 01:39	DAN	9J28053	6010B
Manganese	**0.145**		0.0030	NR	mg/L	1.00	10/30/09 01:39	DAN	9J28053	6010B
Nickel	ND		0.0100	NR	mg/L	1.00	10/30/09 01:39	DAN	9J28053	6010B
Potassium	**4.55**		0.500	NR	mg/L	1.00	10/30/09 01:39	DAN	9J28053	6010B
Selenium	ND		0.0150	NR	mg/L	1.00	10/30/09 01:39	DAN	9J28053	6010B
Silver	ND		0.0030	NR	mg/L	1.00	10/30/09 01:39	DAN	9J28053	6010B
Sodium	**32.7**		1.0	NR	mg/L	1.00	10/30/09 01:39	DAN	9J28053	6010B
Thallium	ND		0.0200	NR	mg/L	1.00	10/30/09 01:39	DAN	9J28053	6010B
Vanadium	ND		0.0050	NR	mg/L	1.00	10/30/09 01:39	DAN	9J28053	6010B
Zinc	ND		0.0100	NR	mg/L	1.00	10/30/09 01:39	DAN	9J28053	6010B
Mercury	ND		0.0002	NR	mg/L	1.00	10/28/09 16:30	MXM	9J28046	7470A
Dissolved Metals by SW 846 Series Methods										
Aluminum	ND	P7	0.200	NR	mg/L	1.00	10/29/09 16:50	DAN	9J28044	6010B
Antimony	ND	P7	0.0200	NR	mg/L	1.00	10/29/09 16:50	DAN	9J28044	6010B
Arsenic	ND	P7	0.0100	NR	mg/L	1.00	10/29/09 16:50	DAN	9J28044	6010B
Barium	**0.0573**	P7	0.0020	NR	mg/L	1.00	10/29/09 16:50	DAN	9J28044	6010B
Beryllium	ND	P7	0.0020	NR	mg/L	1.00	10/29/09 16:50	DAN	9J28044	6010B
Cadmium	ND	P7	0.0010	NR	mg/L	1.00	10/29/09 16:50	DAN	9J28044	6010B
Calcium	**110**	P7	0.5	NR	mg/L	1.00	10/29/09 16:50	DAN	9J28044	6010B
Chromium	ND	P7	0.0040	NR	mg/L	1.00	10/29/09 16:50	DAN	9J28044	6010B
Cobalt	ND	P7	0.0040	NR	mg/L	1.00	10/29/09 16:50	DAN	9J28044	6010B
Copper	ND	P7	0.0100	NR	mg/L	1.00	10/29/09 16:50	DAN	9J28044	6010B
Iron	ND	P7	0.050	NR	mg/L	1.00	10/29/09 16:50	DAN	9J28044	6010B
Lead	ND	P7	0.0050	NR	mg/L	1.00	10/29/09 16:50	DAN	9J28044	6010B
Magnesium	**65.1**	P7	0.200	NR	mg/L	1.00	10/29/09 16:50	DAN	9J28044	6010B
Manganese	**0.129**	P7	0.0030	NR	mg/L	1.00	10/29/09 16:50	DAN	9J28044	6010B
Nickel	ND	P7	0.0100	NR	mg/L	1.00	10/29/09 16:50	DAN	9J28044	6010B
Potassium	**4.47**	P7	0.500	NR	mg/L	1.00	10/29/09 16:50	DAN	9J28044	6010B
Selenium	ND	P7	0.0150	NR	mg/L	1.00	10/29/09 16:50	DAN	9J28044	6010B
Silver	ND	P7	0.0030	NR	mg/L	1.00	10/29/09 16:50	DAN	9J28044	6010B
Sodium	**33.0**	P7	1.0	NR	mg/L	1.00	10/29/09 16:50	DAN	9J28044	6010B
Thallium	ND	P7	0.0200	NR	mg/L	1.00	10/29/09 16:50	DAN	9J28044	6010B
Vanadium	ND	P7	0.0050	NR	mg/L	1.00	10/29/09 16:50	DAN	9J28044	6010B
Zinc	ND	P7	0.0100	NR	mg/L	1.00	10/29/09 16:50	DAN	9J28044	6010B
Mercury	ND	P7	0.0002	0.0001	mg/L	1.00	10/29/09 19:00	MXM	9J29050	7470A

Benchmark Environmental & Engineering Science
2558 Hamburg Turnpike, Suite 300
Lackawanna, NY 14218

Work Order: RSJ1429

Project: Benchmark - Globe site
Project Number: TURN

Received: 10/27/09
Reported: 11/13/09 16:47

Analytical Report

Sample ID: RSJ1429-08 (MW-4 - Water) — **Sampled: 10/26/09 14:50** — **Recvd: 10/27/09 13:45**

Volatile Organic Compounds by EPA 8260B

Analyte	Sample Result	Data Qualifiers	RL	MDL	Units	Dil Fac	Date Analyzed	Lab Tech	Batch	Method
1,1,1-Trichloroethane	ND		1.0	0.26	ug/L	1.00	10/28/09 14:37	LH	9J28016	8260B
1,1,2,2-Tetrachloroethane	ND		1.0	0.21	ug/L	1.00	10/28/09 14:37	LH	9J28016	8260B
1,1,2-Trichloroethane	ND		1.0	0.23	ug/L	1.00	10/28/09 14:37	LH	9J28016	8260B
1,1,2-Trichloro-1,2,2-trifluoroethane	ND		1.0	0.31	ug/L	1.00	10/28/09 14:37	LH	9J28016	8260B
1,1-Dichloroethane	ND		1.0	0.38	ug/L	1.00	10/28/09 14:37	LH	9J28016	8260B
1,1-Dichloroethene	ND		1.0	0.29	ug/L	1.00	10/28/09 14:37	LH	9J28016	8260B
1,2,4-Trichlorobenzene	ND		1.0	0.41	ug/L	1.00	10/28/09 14:37	LH	9J28016	8260B
1,2,4-Trimethylbenzene	ND		1.0	0.33	ug/L	1.00	10/28/09 14:37	LH	9J28016	8260B
1,2-Dibromo-3-chloropropane	ND		1.0	0.39	ug/L	1.00	10/28/09 14:37	LH	9J28016	8260B
1,2-Dibromoethane	ND		1.0	0.17	ug/L	1.00	10/28/09 14:37	LH	9J28016	8260B
1,2-Dichlorobenzene	ND		1.0	0.20	ug/L	1.00	10/28/09 14:37	LH	9J28016	8260B
1,2-Dichloroethane	ND		1.0	0.21	ug/L	1.00	10/28/09 14:37	LH	9J28016	8260B
1,2-Dichloropropane	ND		1.0	0.32	ug/L	1.00	10/28/09 14:37	LH	9J28016	8260B
1,3,5-Trimethylbenzene	ND		1.0	0.22	ug/L	1.00	10/28/09 14:37	LH	9J28016	8260B
1,3-Dichlorobenzene	ND		1.0	0.36	ug/L	1.00	10/28/09 14:37	LH	9J28016	8260B
1,4-Dichlorobenzene	ND		1.0	0.39	ug/L	1.00	10/28/09 14:37	LH	9J28016	8260B
2-Butanone	ND		5.0	1.3	ug/L	1.00	10/28/09 14:37	LH	9J28016	8260B
2-Hexanone	ND		5.0	1.2	ug/L	1.00	10/28/09 14:37	LH	9J28016	8260B
p-Cymene	ND		1.0	0.31	ug/L	1.00	10/28/09 14:37	LH	9J28016	8260B
4-Methyl-2-pentanone	ND		5.0	0.91	ug/L	1.00	10/28/09 14:37	LH	9J28016	8260B
Acetone	ND		5.0	1.3	ug/L	1.00	10/28/09 14:37	LH	9J28016	8260B
Benzene	ND		1.0	0.41	ug/L	1.00	10/28/09 14:37	LH	9J28016	8260B
Bromodichloromethane	ND		1.0	0.39	ug/L	1.00	10/28/09 14:37	LH	9J28016	8260B
Bromoform	ND		1.0	0.26	ug/L	1.00	10/28/09 14:37	LH	9J28016	8260B
Bromomethane	ND		1.0	0.28	ug/L	1.00	10/28/09 14:37	LH	9J28016	8260B
Carbon disulfide	ND		1.0	0.19	ug/L	1.00	10/28/09 14:37	LH	9J28016	8260B
Carbon Tetrachloride	ND		1.0	0.27	ug/L	1.00	10/28/09 14:37	LH	9J28016	8260B
Chlorobenzene	**1.0**		1.0	0.32	ug/L	1.00	10/28/09 14:37	LH	9J28016	8260B
Dibromochloromethane	ND		1.0	0.32	ug/L	1.00	10/28/09 14:37	LH	9J28016	8260B
Chloroethane	ND		1.0	0.32	ug/L	1.00	10/28/09 14:37	LH	9J28016	8260B
Chloroform	ND		1.0	0.34	ug/L	1.00	10/28/09 14:37	LH	9J28016	8260B
Chloromethane	ND		1.0	0.35	ug/L	1.00	10/28/09 14:37	LH	9J28016	8260B
cis-1,2-Dichloroethene	**2.2**		1.0	0.38	ug/L	1.00	10/28/09 14:37	LH	9J28016	8260B
cis-1,3-Dichloropropene	ND		1.0	0.36	ug/L	1.00	10/28/09 14:37	LH	9J28016	8260B
Cyclohexane	ND		1.0	0.53	ug/L	1.00	10/28/09 14:37	LH	9J28016	8260B
Dichlorofluoromethane	ND		1.0	0.34	ug/L	1.00	10/28/09 14:37	LH	9J28016	8260B
Ethylbenzene	ND		1.0	0.18	ug/L	1.00	10/28/09 14:37	LH	9J28016	8260B
Isopropylbenzene	ND		1.0	0.19	ug/L	1.00	10/28/09 14:37	LH	9J28016	8260B
Methyl Acetate	ND		1.0	0.50	ug/L	1.00	10/28/09 14:37	LH	9J28016	8260B
Methyl-t-Butyl Ether (MTBE)	ND		1.0	0.16	ug/L	1.00	10/28/09 14:37	LH	9J28016	8260B
Methylcyclohexane	ND		1.0	0.50	ug/L	1.00	10/28/09 14:37	LH	9J28016	8260B
Methylene Chloride	ND		1.0	0.44	ug/L	1.00	10/28/09 14:37	LH	9J28016	8260B
m-Xylene & p-Xylene	ND		2.0	0.66	ug/L	1.00	10/28/09 14:37	LH	9J28016	8260B
n-Butylbenzene	ND		1.0	0.28	ug/L	1.00	10/28/09 14:37	LH	9J28016	8260B
n-Propylbenzene	ND		1.0	0.18	ug/L	1.00	10/28/09 14:37	LH	9J28016	8260B
o-Xylene	ND		1.0	0.36	ug/L	1.00	10/28/09 14:37	LH	9J28016	8260B
sec-Butylbenzene	ND		1.0	0.30	ug/L	1.00	10/28/09 14:37	LH	9J28016	8260B
Styrene	ND		1.0	0.18	ug/L	1.00	10/28/09 14:37	LH	9J28016	8260B

Benchmark Environmental & Engineering Science
2558 Hamburg Turnpike, Suite 300
Lackawanna, NY 14218

Work Order: RSJ1429

Project: Benchmark - Globe site
Project Number: TURN

Received: 10/27/09
Reported: 11/13/09 16:47

Analytical Report

Sample ID: RSJ1429-08 (MW-4 - Water) - cont. **Sampled: 10/26/09 14:50** **Recvd: 10/27/09 13:45**

Analyte	Sample Result	Data Qualifiers	RL	MDL	Units	Dil Fac	Date Analyzed	Lab Tech	Batch	Method
Volatile Organic Compounds by EPA 8260B - cont.										
Tetrachloroethene	ND		1.0	0.36	ug/L	1.00	10/28/09 14:37	LH	9J28016	8260B
Toluene	ND		1.0	0.51	ug/L	1.00	10/28/09 14:37	LH	9J28016	8260B
trans-1,2-Dichloroethene	ND		1.0	0.42	ug/L	1.00	10/28/09 14:37	LH	9J28016	8260B
trans-1,3-Dichloropropene	ND		1.0	0.37	ug/L	1.00	10/28/09 14:37	LH	9J28016	8260B
Trichloroethene	ND		1.0	0.46	ug/L	1.00	10/28/09 14:37	LH	9J28016	8260B
Trichlorofluoromethane	ND		1.0	0.15	ug/L	1.00	10/28/09 14:37	LH	9J28016	8260B
Vinyl chloride	**1.4**		1.0	0.24	ug/L	1.00	10/28/09 14:37	LH	9J28016	8260B
Xylenes, total	ND		2.0	0.66	ug/L	1.00	10/28/09 14:37	LH	9J28016	8260B
1,2-Dichloroethane-d4	*93 %*		*Surr Limits: (66-137%)*				*10/28/09 14:37*	*LH*	*9J28016*	*8260B*
4-Bromofluorobenzene	*90 %*		*Surr Limits: (73-120%)*				*10/28/09 14:37*	*LH*	*9J28016*	*8260B*
Toluene-d8	*100 %*		*Surr Limits: (71-126%)*				*10/28/09 14:37*	*LH*	*9J28016*	*8260B*
Semivolatile Organics by GC/MS										
2,4,5-Trichlorophenol	ND		24	0.94	ug/L	1.00	11/03/09 13:31	MKP	9J27116	8270C
2,4,6-Trichlorophenol	ND		9.5	0.95	ug/L	1.00	11/03/09 13:31	MKP	9J27116	8270C
2,4-Dichlorophenol	ND		9.5	0.75	ug/L	1.00	11/03/09 13:31	MKP	9J27116	8270C
2,4-Dimethylphenol	ND		9.5	0.92	ug/L	1.00	11/03/09 13:31	MKP	9J27116	8270C
2,4-Dinitrophenol	ND		48	2.1	ug/L	1.00	11/03/09 13:31	MKP	9J27116	8270C
2,4-Dinitrotoluene	ND		9.5	0.43	ug/L	1.00	11/03/09 13:31	MKP	9J27116	8270C
2,6-Dinitrotoluene	ND		9.5	0.49	ug/L	1.00	11/03/09 13:31	MKP	9J27116	8270C
2-Chloronaphthalene	ND		9.5	0.080	ug/L	1.00	11/03/09 13:31	MKP	9J27116	8270C
2-Chlorophenol	ND		9.5	0.48	ug/L	1.00	11/03/09 13:31	MKP	9J27116	8270C
2-Methylnaphthalene	ND		9.5	0.078	ug/L	1.00	11/03/09 13:31	MKP	9J27116	8270C
2-Methylphenol	ND		9.5	0.22	ug/L	1.00	11/03/09 13:31	MKP	9J27116	8270C
2-Nitroaniline	ND		48	0.47	ug/L	1.00	11/03/09 13:31	MKP	9J27116	8270C
2-Nitrophenol	ND		9.5	0.57	ug/L	1.00	11/03/09 13:31	MKP	9J27116	8270C
3,3'-Dichlorobenzidine	ND		19	0.36	ug/L	1.00	11/03/09 13:31	MKP	9J27116	8270C
3-Nitroaniline	ND		48	1.5	ug/L	1.00	11/03/09 13:31	MKP	9J27116	8270C
4,6-Dinitro-2-methylphenol	ND		48	2.2	ug/L	1.00	11/03/09 13:31	MKP	9J27116	8270C
4-Bromophenyl phenyl ether	ND		9.5	0.86	ug/L	1.00	11/03/09 13:31	MKP	9J27116	8270C
4-Chloro-3-methylphenol	ND		9.5	0.57	ug/L	1.00	11/03/09 13:31	MKP	9J27116	8270C
4-Chloroaniline	ND		9.5	0.31	ug/L	1.00	11/03/09 13:31	MKP	9J27116	8270C
4-Chlorophenyl phenyl ether	ND		9.5	0.16	ug/L	1.00	11/03/09 13:31	MKP	9J27116	8270C
4-Methylphenol	ND		4.8	0.55	ug/L	1.00	11/03/09 13:31	MKP	9J27116	8270C
4-Nitroaniline	ND	L2	48	0.43	ug/L	1.00	11/03/09 13:31	MKP	9J27116	8270C
4-Nitrophenol	ND		48	1.4	ug/L	1.00	11/03/09 13:31	MKP	9J27116	8270C
Acenaphthene	**0.80**	J	9.5	0.11	ug/L	1.00	11/03/09 13:31	MKP	9J27116	8270C
Acenaphthylene	ND		9.5	0.045	ug/L	1.00	11/03/09 13:31	MKP	9J27116	8270C
Acetophenone	ND		9.5	0.97	ug/L	1.00	11/03/09 13:31	MKP	9J27116	8270C
Anthracene	**0.22**	J	9.5	0.053	ug/L	1.00	11/03/09 13:31	MKP	9J27116	8270C
Atrazine	ND		9.5	1.0	ug/L	1.00	11/03/09 13:31	MKP	9J27116	8270C
Benzaldehyde	ND		48	0.25	ug/L	1.00	11/03/09 13:31	MKP	9J27116	8270C
Benzo(a)anthracene	ND		9.5	0.061	ug/L	1.00	11/03/09 13:31	MKP	9J27116	8270C
Benzo(a)pyrene	ND		9.5	0.087	ug/L	1.00	11/03/09 13:31	MKP	9J27116	8270C
Benzo(b)fluoranthene	ND		9.5	0.060	ug/L	1.00	11/03/09 13:31	MKP	9J27116	8270C
Benzo(ghi)perylene	ND		9.5	0.074	ug/L	1.00	11/03/09 13:31	MKP	9J27116	8270C
Benzo(k)fluoranthene	ND		9.5	0.063	ug/L	1.00	11/03/09 13:31	MKP	9J27116	8270C

Benchmark Environmental & Engineering Science
2558 Hamburg Turnpike, Suite 300
Lackawanna, NY 14218

Work Order: RSJ1429

Project: Benchmark - Globe site
Project Number: TURN

Received: 10/27/09
Reported: 11/13/09 16:47

Analytical Report

Analyte	Sample Result	Data Qualifiers	RL	MDL	Units	Dil Fac	Date Analyzed	Lab Tech	Batch	Method
Sample ID: RSJ1429-08 (MW-4 - Water) - cont.						**Sampled: 10/26/09 14:50**		**Recvd: 10/27/09 13:45**		
Semivolatile Organics by GC/MS - cont.										
Biphenyl	ND		9.5	0.62	ug/L	1.00	11/03/09 13:31	MKP	9J27116	8270C
Bis(2-chloroethoxy)methane	ND		9.5	0.36	ug/L	1.00	11/03/09 13:31	MKP	9J27116	8270C
Bis(2-chloroethyl)ether	ND		9.5	0.17	ug/L	1.00	11/03/09 13:31	MKP	9J27116	8270C
2,2'-Oxybis(1-Chloropropane)	ND		9.5	3.8	ug/L	1.00	11/03/09 13:31	MKP	9J27116	8270C
Bis(2-ethylhexyl) phthalate	ND		9.5	4.5	ug/L	1.00	11/03/09 13:31	MKP	9J27116	8270C
Butyl benzyl phthalate	ND		9.5	1.7	ug/L	1.00	11/03/09 13:31	MKP	9J27116	8270C
Caprolactam	ND		9.5	4.4	ug/L	1.00	11/03/09 13:31	MKP	9J27116	8270C
Carbazole	ND		4.8	0.085	ug/L	1.00	11/03/09 13:31	MKP	9J27116	8270C
Chrysene	ND		9.5	0.26	ug/L	1.00	11/03/09 13:31	MKP	9J27116	8270C
Dibenzo(a,h)anthracene	ND		9.5	0.19	ug/L	1.00	11/03/09 13:31	MKP	9J27116	8270C
Dibenzofuran	ND		9.5	1.5	ug/L	1.00	11/03/09 13:31	MKP	9J27116	8270C
Diethyl phthalate	**0.41**	J	9.5	0.10	ug/L	1.00	11/03/09 13:31	MKP	9J27116	8270C
Dimethyl phthalate	ND		9.5	0.29	ug/L	1.00	11/03/09 13:31	MKP	9J27116	8270C
Di-n-butyl phthalate	ND		9.5	0.28	ug/L	1.00	11/03/09 13:31	MKP	9J27116	8270C
Di-n-octyl phthalate	ND		9.5	0.23	ug/L	1.00	11/03/09 13:31	MKP	9J27116	8270C
Fluoranthene	ND		9.5	0.093	ug/L	1.00	11/03/09 13:31	MKP	9J27116	8270C
Fluorene	**0.24**	J	9.5	0.070	ug/L	1.00	11/03/09 13:31	MKP	9J27116	8270C
Hexachlorobenzene	ND		9.5	0.42	ug/L	1.00	11/03/09 13:31	MKP	9J27116	8270C
Hexachlorobutadiene	ND		9.5	2.5	ug/L	1.00	11/03/09 13:31	MKP	9J27116	8270C
Hexachlorocyclopentadiene	ND		9.5	2.4	ug/L	1.00	11/03/09 13:31	MKP	9J27116	8270C
Hexachloroethane	ND		9.5	2.7	ug/L	1.00	11/03/09 13:31	MKP	9J27116	8270C
Indeno(1,2,3-cd)pyrene	ND		9.5	0.15	ug/L	1.00	11/03/09 13:31	MKP	9J27116	8270C
Isophorone	ND		9.5	0.30	ug/L	1.00	11/03/09 13:31	MKP	9J27116	8270C
Naphthalene	ND		9.5	0.11	ug/L	1.00	11/03/09 13:31	MKP	9J27116	8270C
Nitrobenzene	ND		9.5	0.51	ug/L	1.00	11/03/09 13:31	MKP	9J27116	8270C
N-Nitrosodi-n-propylamine	ND		9.5	0.43	ug/L	1.00	11/03/09 13:31	MKP	9J27116	8270C
N-Nitrosodiphenylamine	ND	L	9.5	0.25	ug/L	1.00	11/03/09 13:31	MKP	9J27116	8270C
Pentachlorophenol	ND		48	4.9	ug/L	1.00	11/03/09 13:31	MKP	9J27116	8270C
Phenanthrene	ND		9.5	0.11	ug/L	1.00	11/03/09 13:31	MKP	9J27116	8270C
Phenol	ND		9.5	0.42	ug/L	1.00	11/03/09 13:31	MKP	9J27116	8270C
Pyrene	ND		9.5	0.065	ug/L	1.00	11/03/09 13:31	MKP	9J27116	8270C
2,4,6-Tribromophenol	*105 %*		*Surr Limits: (52-132%)*				*11/03/09 13:31*	*MKP*	*9J27116*	*8270C*
2-Fluorobiphenyl	*84 %*		*Surr Limits: (48-120%)*				*11/03/09 13:31*	*MKP*	*9J27116*	*8270C*
2-Fluorophenol	*38 %*		*Surr Limits: (20-120%)*				*11/03/09 13:31*	*MKP*	*9J27116*	*8270C*
Nitrobenzene-d5	*79 %*		*Surr Limits: (46-120%)*				*11/03/09 13:31*	*MKP*	*9J27116*	*8270C*
Phenol-d5	*30 %*		*Surr Limits: (16-120%)*				*11/03/09 13:31*	*MKP*	*9J27116*	*8270C*
p-Terphenyl-d14	*75 %*		*Surr Limits: (24-136%)*				*11/03/09 13:31*	*MKP*	*9J27116*	*8270C*
Total Metals by SW 846 Series Methods										
Aluminum	**0.469**		0.200	NR	mg/L	1.00	10/30/09 01:44	DAN	9J28053	6010B
Antimony	ND		0.0200	NR	mg/L	1.00	10/30/09 01:44	DAN	9J28053	6010B
Arsenic	ND		0.0100	NR	mg/L	1.00	10/30/09 01:44	DAN	9J28053	6010B
Barium	**0.0700**		0.0020	NR	mg/L	1.00	10/30/09 01:44	DAN	9J28053	6010B
Beryllium	ND		0.0020	NR	mg/L	1.00	10/30/09 01:44	DAN	9J28053	6010B
Cadmium	ND		0.0010	NR	mg/L	1.00	10/30/09 01:44	DAN	9J28053	6010B

Benchmark Environmental & Engineering Science
2558 Hamburg Turnpike, Suite 300
Lackawanna, NY 14218

Work Order: RSJ1429

Project: Benchmark - Globe site
Project Number: TURN

Received: 10/27/09
Reported: 11/13/09 16:47

Analytical Report

Analyte	Sample Result	Data Qualifiers	RL	MDL	Units	Dil Fac	Date Analyzed	Lab Tech	Batch	Method
Sample ID: RSJ1429-08 (MW-4 - Water) - cont.						**Sampled: 10/26/09 14:50**		**Recvd: 10/27/09 13:45**		
Total Metals by SW 846 Series Methods - cont.										
Calcium	**332**		0.5	NR	mg/L	1.00	10/30/09 01:44	DAN	9J28053	6010B
Chromium	ND		0.0040	NR	mg/L	1.00	10/30/09 01:44	DAN	9J28053	6010B
Cobalt	ND		0.0040	NR	mg/L	1.00	10/30/09 01:44	DAN	9J28053	6010B
Copper	ND		0.0100	NR	mg/L	1.00	10/30/09 01:44	DAN	9J28053	6010B
Iron	**0.527**		0.050	NR	mg/L	1.00	10/30/09 01:44	DAN	9J28053	6010B
Lead	ND		0.0050	NR	mg/L	1.00	10/30/09 01:44	DAN	9J28053	6010B
Magnesium	**85.2**		0.200	NR	mg/L	1.00	10/30/09 01:44	DAN	9J28053	6010B
Manganese	**0.336**		0.0030	NR	mg/L	1.00	10/30/09 01:44	DAN	9J28053	6010B
Nickel	ND		0.0100	NR	mg/L	1.00	10/30/09 01:44	DAN	9J28053	6010B
Potassium	**16.3**		0.500	NR	mg/L	1.00	10/30/09 01:44	DAN	9J28053	6010B
Selenium	ND		0.0150	NR	mg/L	1.00	10/30/09 01:44	DAN	9J28053	6010B
Silver	ND		0.0030	NR	mg/L	1.00	10/30/09 01:44	DAN	9J28053	6010B
Sodium	**126**		1.0	NR	mg/L	1.00	10/30/09 01:44	DAN	9J28053	6010B
Thallium	ND		0.0200	NR	mg/L	1.00	10/30/09 01:44	DAN	9J28053	6010B
Vanadium	ND		0.0050	NR	mg/L	1.00	10/30/09 01:44	DAN	9J28053	6010B
Zinc	**0.0182**		0.0100	NR	mg/L	1.00	10/30/09 01:44	DAN	9J28053	6010B
Mercury	ND		0.0002	NR	mg/L	1.00	10/28/09 16:32	MXM	9J28046	7470A
Dissolved Metals by SW 846 Series Methods										
Aluminum	ND	P7	0.200	NR	mg/L	1.00	10/29/09 16:55	DAN	9J28044	6010B
Antimony	ND	P7	0.0200	NR	mg/L	1.00	10/29/09 16:55	DAN	9J28044	6010B
Arsenic	ND	P7	0.0100	NR	mg/L	1.00	10/29/09 16:55	DAN	9J28044	6010B
Barium	**0.0710**	P7	0.0020	NR	mg/L	1.00	10/29/09 16:55	DAN	9J28044	6010B
Beryllium	ND	P7	0.0020	NR	mg/L	1.00	10/29/09 16:55	DAN	9J28044	6010B
Cadmium	ND	P7	0.0010	NR	mg/L	1.00	10/29/09 16:55	DAN	9J28044	6010B
Calcium	**323**	P7	0.5	NR	mg/L	1.00	10/29/09 16:55	DAN	9J28044	6010B
Chromium	ND	P7	0.0040	NR	mg/L	1.00	10/29/09 16:55	DAN	9J28044	6010B
Cobalt	ND	P7	0.0040	NR	mg/L	1.00	10/29/09 16:55	DAN	9J28044	6010B
Copper	ND	P7	0.0100	NR	mg/L	1.00	10/29/09 16:55	DAN	9J28044	6010B
Iron	ND	P7	0.050	NR	mg/L	1.00	10/29/09 16:55	DAN	9J28044	6010B
Lead	ND	P7	0.0050	NR	mg/L	1.00	10/29/09 16:55	DAN	9J28044	6010B
Magnesium	**83.7**	P7	0.200	NR	mg/L	1.00	10/29/09 16:55	DAN	9J28044	6010B
Manganese	**0.337**	P7	0.0030	NR	mg/L	1.00	10/29/09 16:55	DAN	9J28044	6010B
Nickel	ND	P7	0.0100	NR	mg/L	1.00	10/29/09 16:55	DAN	9J28044	6010B
Potassium	**16.5**	P7	0.500	NR	mg/L	1.00	10/29/09 16:55	DAN	9J28044	6010B
Selenium	ND	P7	0.0150	NR	mg/L	1.00	10/29/09 16:55	DAN	9J28044	6010B
Silver	ND	P7	0.0030	NR	mg/L	1.00	10/29/09 16:55	DAN	9J28044	6010B
Sodium	**132**	P7	1.0	NR	mg/L	1.00	10/29/09 16:55	DAN	9J28044	6010B
Thallium	ND	P7	0.0200	NR	mg/L	1.00	10/29/09 16:55	DAN	9J28044	6010B
Vanadium	ND	P7	0.0050	NR	mg/L	1.00	10/29/09 16:55	DAN	9J28044	6010B
Zinc	ND	P7	0.0100	NR	mg/L	1.00	10/29/09 16:55	DAN	9J28044	6010B
Mercury	ND	P7	0.0002	0.0001	mg/L	1.00	10/29/09 19:01	MXM	9J29050	7470A

Benchmark Environmental & Engineering Science
2558 Hamburg Turnpike, Suite 300
Lackawanna, NY 14218

Work Order: RSJ1429

Project: Benchmark - Globe site
Project Number: TURN

Received: 10/27/09
Reported: 11/13/09 16:47

Analytical Report

Analyte	Sample Result	Data Qualifiers	RL	MDL	Units	Dil Fac	Date Analyzed	Lab Tech	Batch	Method
Sample ID: RSJ1429-09 (MW-5 - Water)						**Sampled: 10/26/09 15:15**		**Recvd: 10/27/09 13:45**		
Volatile Organic Compounds by EPA 8260B										
1,1,1-Trichloroethane	ND		1.0	0.26	ug/L	1.00	10/28/09 15:01	LH	9J28016	8260B
1,1,2,2-Tetrachloroethane	ND		1.0	0.21	ug/L	1.00	10/28/09 15:01	LH	9J28016	8260B
1,1,2-Trichloroethane	ND		1.0	0.23	ug/L	1.00	10/28/09 15:01	LH	9J28016	8260B
1,1,2-Trichloro-1,2,2-trifluoroethane	ND		1.0	0.31	ug/L	1.00	10/28/09 15:01	LH	9J28016	8260B
1,1-Dichloroethane	ND		1.0	0.38	ug/L	1.00	10/28/09 15:01	LH	9J28016	8260B
1,1-Dichloroethene	ND		1.0	0.29	ug/L	1.00	10/28/09 15:01	LH	9J28016	8260B
1,2,4-Trichlorobenzene	ND		1.0	0.41	ug/L	1.00	10/28/09 15:01	LH	9J28016	8260B
1,2,4-Trimethylbenzene	**0.81**	J	1.0	0.33	ug/L	1.00	10/28/09 15:01	LH	9J28016	8260B
1,2-Dibromo-3-chloropropane	ND		1.0	0.39	ug/L	1.00	10/28/09 15:01	LH	9J28016	8260B
1,2-Dibromoethane	ND		1.0	0.17	ug/L	1.00	10/28/09 15:01	LH	9J28016	8260B
1,2-Dichlorobenzene	ND		1.0	0.20	ug/L	1.00	10/28/09 15:01	LH	9J28016	8260B
1,2-Dichloroethane	ND		1.0	0.21	ug/L	1.00	10/28/09 15:01	LH	9J28016	8260B
1,2-Dichloropropane	ND		1.0	0.32	ug/L	1.00	10/28/09 15:01	LH	9J28016	8260B
1,3,5-Trimethylbenzene	ND		1.0	0.22	ug/L	1.00	10/28/09 15:01	LH	9J28016	8260B
1,3-Dichlorobenzene	ND		1.0	0.36	ug/L	1.00	10/28/09 15:01	LH	9J28016	8260B
1,4-Dichlorobenzene	ND		1.0	0.39	ug/L	1.00	10/28/09 15:01	LH	9J28016	8260B
2-Butanone	**7.1**		5.0	1.3	ug/L	1.00	10/28/09 15:01	LH	9J28016	8260B
2-Hexanone	**5.7**		5.0	1.2	ug/L	1.00	10/28/09 15:01	LH	9J28016	8260B
p-Cymene	ND		1.0	0.31	ug/L	1.00	10/28/09 15:01	LH	9J28016	8260B
4-Methyl-2-pentanone	ND		5.0	0.91	ug/L	1.00	10/28/09 15:01	LH	9J28016	8260B
Acetone	**23**		5.0	1.3	ug/L	1.00	10/28/09 15:01	LH	9J28016	8260B
Benzene	**0.81**	J	1.0	0.41	ug/L	1.00	10/28/09 15:01	LH	9J28016	8260B
Bromodichloromethane	ND		1.0	0.39	ug/L	1.00	10/28/09 15:01	LH	9J28016	8260B
Bromoform	ND		1.0	0.26	ug/L	1.00	10/28/09 15:01	LH	9J28016	8260B
Bromomethane	ND		1.0	0.28	ug/L	1.00	10/28/09 15:01	LH	9J28016	8260B
Carbon disulfide	ND		1.0	0.19	ug/L	1.00	10/28/09 15:01	LH	9J28016	8260B
Carbon Tetrachloride	ND		1.0	0.27	ug/L	1.00	10/28/09 15:01	LH	9J28016	8260B
Chlorobenzene	ND		1.0	0.32	ug/L	1.00	10/28/09 15:01	LH	9J28016	8260B
Dibromochloromethane	ND		1.0	0.32	ug/L	1.00	10/28/09 15:01	LH	9J28016	8260B
Chloroethane	ND		1.0	0.32	ug/L	1.00	10/28/09 15:01	LH	9J28016	8260B
Chloroform	ND		1.0	0.34	ug/L	1.00	10/28/09 15:01	LH	9J28016	8260B
Chloromethane	ND		1.0	0.35	ug/L	1.00	10/28/09 15:01	LH	9J28016	8260B
cis-1,2-Dichloroethene	ND		1.0	0.38	ug/L	1.00	10/28/09 15:01	LH	9J28016	8260B
cis-1,3-Dichloropropene	ND		1.0	0.36	ug/L	1.00	10/28/09 15:01	LH	9J28016	8260B
Cyclohexane	**5.0**		1.0	0.53	ug/L	1.00	10/28/09 15:01	LH	9J28016	8260B
Dichlorofluoromethane	ND		1.0	0.34	ug/L	1.00	10/28/09 15:01	LH	9J28016	8260B
Ethylbenzene	ND		1.0	0.18	ug/L	1.00	10/28/09 15:01	LH	9J28016	8260B
Isopropylbenzene	**6.2**		1.0	0.19	ug/L	1.00	10/28/09 15:01	LH	9J28016	8260B
Methyl Acetate	ND		1.0	0.50	ug/L	1.00	10/28/09 15:01	LH	9J28016	8260B
Methyl-t-Butyl Ether (MTBE)	ND		1.0	0.16	ug/L	1.00	10/28/09 15:01	LH	9J28016	8260B
Methylcyclohexane	**6.0**		1.0	0.50	ug/L	1.00	10/28/09 15:01	LH	9J28016	8260B
Methylene Chloride	ND		1.0	0.44	ug/L	1.00	10/28/09 15:01	LH	9J28016	8260B
m-Xylene & p-Xylene	**0.80**	J	2.0	0.66	ug/L	1.00	10/28/09 15:01	LH	9J28016	8260B
n-Butylbenzene	**3.5**		1.0	0.28	ug/L	1.00	10/28/09 15:01	LH	9J28016	8260B
n-Propylbenzene	**11**		1.0	0.18	ug/L	1.00	10/28/09 15:01	LH	9J28016	8260B
o-Xylene	**1.1**		1.0	0.36	ug/L	1.00	10/28/09 15:01	LH	9J28016	8260B
sec-Butylbenzene	**3.1**		1.0	0.30	ug/L	1.00	10/28/09 15:01	LH	9J28016	8260B
Styrene	ND		1.0	0.18	ug/L	1.00	10/28/09 15:01	LH	9J28016	8260B

Benchmark Environmental & Engineering Science
2558 Hamburg Turnpike, Suite 300
Lackawanna, NY 14218

Work Order: RSJ1429

Project: Benchmark - Globe site
Project Number: TURN

Received: 10/27/09
Reported: 11/13/09 16:47

Analytical Report

Analyte	Sample Result	Data Qualifiers	RL	MDL	Units	Dil Fac	Date Analyzed	Lab Tech	Batch	Method
Sample ID: RSJ1429-09 (MW-5 - Water) - cont.						**Sampled: 10/26/09 15:15**		**Recvd: 10/27/09 13:45**		
Volatile Organic Compounds by EPA 8260B - cont.										
Tetrachloroethene	ND		1.0	0.36	ug/L	1.00	10/28/09 15:01	LH	9J28016	8260B
Toluene	**1.1**		1.0	0.51	ug/L	1.00	10/28/09 15:01	LH	9J28016	8260B
trans-1,2-Dichloroethene	ND		1.0	0.42	ug/L	1.00	10/28/09 15:01	LH	9J28016	8260B
trans-1,3-Dichloropropene	ND		1.0	0.37	ug/L	1.00	10/28/09 15:01	LH	9J28016	8260B
Trichloroethene	ND		1.0	0.46	ug/L	1.00	10/28/09 15:01	LH	9J28016	8260B
Trichlorofluoromethane	ND		1.0	0.15	ug/L	1.00	10/28/09 15:01	LH	9J28016	8260B
Vinyl chloride	ND		1.0	0.24	ug/L	1.00	10/28/09 15:01	LH	9J28016	8260B
Xylenes, total	**1.9**	J	2.0	0.66	ug/L	1.00	10/28/09 15:01	LH	9J28016	8260B
1,2-Dichloroethane-d4	*95 %*		*Surr Limits: (66-137%)*				*10/28/09 15:01*	*LH*	*9J28016*	*8260B*
4-Bromofluorobenzene	*94 %*		*Surr Limits: (73-120%)*				*10/28/09 15:01*	*LH*	*9J28016*	*8260B*
Toluene-d8	*101 %*		*Surr Limits: (71-126%)*				*10/28/09 15:01*	*LH*	*9J28016*	*8260B*
Semivolatile Organics by GC/MS										
2,4,5-Trichlorophenol	ND		34	1.3	ug/L	1.00	11/03/09 13:55	MKP	9J27116	8270C
2,4,6-Trichlorophenol	ND		14	1.3	ug/L	1.00	11/03/09 13:55	MKP	9J27116	8270C
2,4-Dichlorophenol	ND		14	1.1	ug/L	1.00	11/03/09 13:55	MKP	9J27116	8270C
2,4-Dimethylphenol	ND		14	1.3	ug/L	1.00	11/03/09 13:55	MKP	9J27116	8270C
2,4-Dinitrophenol	ND		68	3.0	ug/L	1.00	11/03/09 13:55	MKP	9J27116	8270C
2,4-Dinitrotoluene	ND		14	0.60	ug/L	1.00	11/03/09 13:55	MKP	9J27116	8270C
2,6-Dinitrotoluene	ND		14	0.69	ug/L	1.00	11/03/09 13:55	MKP	9J27116	8270C
2-Chloronaphthalene	ND		14	0.11	ug/L	1.00	11/03/09 13:55	MKP	9J27116	8270C
2-Chlorophenol	ND		14	0.68	ug/L	1.00	11/03/09 13:55	MKP	9J27116	8270C
2-Methylnaphthalene	**58**		14	0.11	ug/L	1.00	11/03/09 13:55	MKP	9J27116	8270C
2-Methylphenol	ND		14	0.31	ug/L	1.00	11/03/09 13:55	MKP	9J27116	8270C
2-Nitroaniline	ND		68	0.67	ug/L	1.00	11/03/09 13:55	MKP	9J27116	8270C
2-Nitrophenol	ND		14	0.81	ug/L	1.00	11/03/09 13:55	MKP	9J27116	8270C
3,3'-Dichlorobenzidine	ND		27	0.51	ug/L	1.00	11/03/09 13:55	MKP	9J27116	8270C
3-Nitroaniline	ND		68	2.1	ug/L	1.00	11/03/09 13:55	MKP	9J27116	8270C
4,6-Dinitro-2-methylphenol	ND		68	3.1	ug/L	1.00	11/03/09 13:55	MKP	9J27116	8270C
4-Bromophenyl phenyl ether	ND		14	1.2	ug/L	1.00	11/03/09 13:55	MKP	9J27116	8270C
4-Chloro-3-methylphenol	ND		14	0.80	ug/L	1.00	11/03/09 13:55	MKP	9J27116	8270C
4-Chloroaniline	ND		14	0.45	ug/L	1.00	11/03/09 13:55	MKP	9J27116	8270C
4-Chlorophenyl phenyl ether	ND		14	0.23	ug/L	1.00	11/03/09 13:55	MKP	9J27116	8270C
4-Methylphenol	ND		6.8	0.78	ug/L	1.00	11/03/09 13:55	MKP	9J27116	8270C
4-Nitroaniline	ND	L2	68	0.61	ug/L	1.00	11/03/09 13:55	MKP	9J27116	8270C
4-Nitrophenol	ND		68	2.1	ug/L	1.00	11/03/09 13:55	MKP	9J27116	8270C
Acenaphthene	**8.5**	J	14	0.15	ug/L	1.00	11/03/09 13:55	MKP	9J27116	8270C
Acenaphthylene	ND		14	0.064	ug/L	1.00	11/03/09 13:55	MKP	9J27116	8270C
Acetophenone	**2.0**	J	14	1.4	ug/L	1.00	11/03/09 13:55	MKP	9J27116	8270C
Anthracene	**0.96**	J	14	0.076	ug/L	1.00	11/03/09 13:55	MKP	9J27116	8270C
Atrazine	ND		14	1.5	ug/L	1.00	11/03/09 13:55	MKP	9J27116	8270C
Benzaldehyde	ND		68	0.36	ug/L	1.00	11/03/09 13:55	MKP	9J27116	8270C
Benzo(a)anthracene	ND		14	0.086	ug/L	1.00	11/03/09 13:55	MKP	9J27116	8270C
Benzo(a)pyrene	ND		14	0.12	ug/L	1.00	11/03/09 13:55	MKP	9J27116	8270C
Benzo(b)fluoranthene	ND		14	0.085	ug/L	1.00	11/03/09 13:55	MKP	9J27116	8270C
Benzo(ghi)perylene	ND		14	0.11	ug/L	1.00	11/03/09 13:55	MKP	9J27116	8270C
Benzo(k)fluoranthene	ND		14	0.089	ug/L	1.00	11/03/09 13:55	MKP	9J27116	8270C

Benchmark Environmental & Engineering Science
2558 Hamburg Turnpike, Suite 300
Lackawanna, NY 14218

Work Order: RSJ1429

Project: Benchmark - Globe site
Project Number: TURN

Received: 10/27/09
Reported: 11/13/09 16:47

Analytical Report

Analyte	Sample Result	Data Qualifiers	RL	MDL	Units	Dil Fac	Date Analyzed	Lab Tech	Batch	Method
Sample ID: RSJ1429-09 (MW-5 - Water) - cont.						**Sampled: 10/26/09 15:15**		**Recvd: 10/27/09 13:45**		
Semivolatile Organics by GC/MS - cont.										
Biphenyl	ND		14	0.88	ug/L	1.00	11/03/09 13:55	MKP	9J27116	8270C
Bis(2-chloroethoxy)methane	ND		14	0.51	ug/L	1.00	11/03/09 13:55	MKP	9J27116	8270C
Bis(2-chloroethyl)ether	ND		14	0.24	ug/L	1.00	11/03/09 13:55	MKP	9J27116	8270C
2,2'-Oxybis(1-Chloropropane)	ND		14	5.4	ug/L	1.00	11/03/09 13:55	MKP	9J27116	8270C
Bis(2-ethylhexyl) phthalate	ND		14	6.4	ug/L	1.00	11/03/09 13:55	MKP	9J27116	8270C
Butyl benzyl phthalate	ND		14	2.4	ug/L	1.00	11/03/09 13:55	MKP	9J27116	8270C
Caprolactam	ND		14	6.2	ug/L	1.00	11/03/09 13:55	MKP	9J27116	8270C
Carbazole	**2.0**	J	6.8	0.12	ug/L	1.00	11/03/09 13:55	MKP	9J27116	8270C
Chrysene	ND		14	0.37	ug/L	1.00	11/03/09 13:55	MKP	9J27116	8270C
Dibenzo(a,h)anthracene	ND		14	0.27	ug/L	1.00	11/03/09 13:55	MKP	9J27116	8270C
Dibenzofuran	**3.5**	J	14	2.2	ug/L	1.00	11/03/09 13:55	MKP	9J27116	8270C
Diethyl phthalate	**2.6**	J	14	0.15	ug/L	1.00	11/03/09 13:55	MKP	9J27116	8270C
Dimethyl phthalate	ND		14	0.41	ug/L	1.00	11/03/09 13:55	MKP	9J27116	8270C
Di-n-butyl phthalate	**0.72**	J	14	0.40	ug/L	1.00	11/03/09 13:55	MKP	9J27116	8270C
Di-n-octyl phthalate	ND		14	0.33	ug/L	1.00	11/03/09 13:55	MKP	9J27116	8270C
Fluoranthene	**0.82**	J	14	0.13	ug/L	1.00	11/03/09 13:55	MKP	9J27116	8270C
Fluorene	**7.9**	J	14	0.10	ug/L	1.00	11/03/09 13:55	MKP	9J27116	8270C
Hexachlorobenzene	ND		14	0.60	ug/L	1.00	11/03/09 13:55	MKP	9J27116	8270C
Hexachlorobutadiene	ND		14	3.5	ug/L	1.00	11/03/09 13:55	MKP	9J27116	8270C
Hexachlorocyclopentadiene	ND		14	3.4	ug/L	1.00	11/03/09 13:55	MKP	9J27116	8270C
Hexachloroethane	ND		14	3.8	ug/L	1.00	11/03/09 13:55	MKP	9J27116	8270C
Indeno(1,2,3-cd)pyrene	ND		14	0.21	ug/L	1.00	11/03/09 13:55	MKP	9J27116	8270C
Isophorone	ND		14	0.43	ug/L	1.00	11/03/09 13:55	MKP	9J27116	8270C
Naphthalene	**8.0**	J	14	0.16	ug/L	1.00	11/03/09 13:55	MKP	9J27116	8270C
Nitrobenzene	ND		14	0.73	ug/L	1.00	11/03/09 13:55	MKP	9J27116	8270C
N-Nitrosodi-n-propylamine	ND		14	0.61	ug/L	1.00	11/03/09 13:55	MKP	9J27116	8270C
N-Nitrosodiphenylamine	ND	L	14	0.35	ug/L	1.00	11/03/09 13:55	MKP	9J27116	8270C
Pentachlorophenol	ND		68	6.9	ug/L	1.00	11/03/09 13:55	MKP	9J27116	8270C
Phenanthrene	**5.5**	J	14	0.15	ug/L	1.00	11/03/09 13:55	MKP	9J27116	8270C
Phenol	ND		14	0.60	ug/L	1.00	11/03/09 13:55	MKP	9J27116	8270C
Pyrene	**0.64**	J	14	0.092	ug/L	1.00	11/03/09 13:55	MKP	9J27116	8270C
2,4,6-Tribromophenol	*117 %*		*Surr Limits: (52-132%)*				*11/03/09 13:55*	*MKP*	*9J27116*	*8270C*
2-Fluorobiphenyl	*95 %*		*Surr Limits: (48-120%)*				*11/03/09 13:55*	*MKP*	*9J27116*	*8270C*
2-Fluorophenol	*53 %*		*Surr Limits: (20-120%)*				*11/03/09 13:55*	*MKP*	*9J27116*	*8270C*
Nitrobenzene-d5	*104 %*		*Surr Limits: (46-120%)*				*11/03/09 13:55*	*MKP*	*9J27116*	*8270C*
Phenol-d5	*48 %*		*Surr Limits: (16-120%)*				*11/03/09 13:55*	*MKP*	*9J27116*	*8270C*
p-Terphenyl-d14	*78 %*		*Surr Limits: (24-136%)*				*11/03/09 13:55*	*MKP*	*9J27116*	*8270C*
Total Metals by SW 846 Series Methods										
Aluminum	**4.82**		0.200	NR	mg/L	1.00	10/30/09 01:49	DAN	9J28053	6010B
Antimony	ND		0.0200	NR	mg/L	1.00	10/30/09 01:49	DAN	9J28053	6010B
Arsenic	ND		0.0100	NR	mg/L	1.00	10/30/09 01:49	DAN	9J28053	6010B
Barium	**0.143**		0.0020	NR	mg/L	1.00	10/30/09 01:49	DAN	9J28053	6010B
Beryllium	ND		0.0020	NR	mg/L	1.00	10/30/09 01:49	DAN	9J28053	6010B
Cadmium	ND		0.0010	NR	mg/L	1.00	10/30/09 01:49	DAN	9J28053	6010B

Benchmark Environmental & Engineering Science
2558 Hamburg Turnpike, Suite 300
Lackawanna, NY 14218

Work Order: RSJ1429

Project: Benchmark - Globe site
Project Number: TURN

Received: 10/27/09
Reported: 11/13/09 16:47

Analytical Report

Analyte	Sample Result	Data Qualifiers	RL	MDL	Units	Dil Fac	Date Analyzed	Lab Tech	Batch	Method
Sample ID: RSJ1429-09 (MW-5 - Water) - cont.						**Sampled: 10/26/09 15:15**		**Recvd: 10/27/09 13:45**		
Total Metals by SW 846 Series Methods - cont.										
Calcium	**122**		0.5	NR	mg/L	1.00	10/30/09 01:49	DAN	9J28053	6010B
Chromium	**0.0202**		0.0040	NR	mg/L	1.00	10/30/09 01:49	DAN	9J28053	6010B
Cobalt	ND		0.0040	NR	mg/L	1.00	10/30/09 01:49	DAN	9J28053	6010B
Copper	**0.0107**		0.0100	NR	mg/L	1.00	10/30/09 01:49	DAN	9J28053	6010B
Iron	**5.50**		0.050	NR	mg/L	1.00	10/30/09 01:49	DAN	9J28053	6010B
Lead	**0.0191**		0.0050	NR	mg/L	1.00	10/30/09 01:49	DAN	9J28053	6010B
Magnesium	**50.4**		0.200	NR	mg/L	1.00	10/30/09 01:49	DAN	9J28053	6010B
Manganese	**0.672**		0.0030	NR	mg/L	1.00	10/30/09 01:49	DAN	9J28053	6010B
Nickel	**0.0370**		0.0100	NR	mg/L	1.00	10/30/09 01:49	DAN	9J28053	6010B
Potassium	**9.48**		0.500	NR	mg/L	1.00	10/30/09 01:49	DAN	9J28053	6010B
Selenium	ND		0.0150	NR	mg/L	1.00	10/30/09 01:49	DAN	9J28053	6010B
Silver	ND		0.0030	NR	mg/L	1.00	10/30/09 01:49	DAN	9J28053	6010B
Sodium	**113**		1.0	NR	mg/L	1.00	10/30/09 01:49	DAN	9J28053	6010B
Thallium	ND		0.0200	NR	mg/L	1.00	10/30/09 01:49	DAN	9J28053	6010B
Vanadium	**0.0063**		0.0050	NR	mg/L	1.00	10/30/09 01:49	DAN	9J28053	6010B
Zinc	**0.175**		0.0100	NR	mg/L	1.00	10/30/09 01:49	DAN	9J28053	6010B
Mercury	ND		0.0002	NR	mg/L	1.00	10/28/09 16:33	MXM	9J28046	7470A
Dissolved Metals by SW 846 Series Methods										
Aluminum	ND	P7	0.200	NR	mg/L	1.00	10/29/09 17:13	DAN	9J28044	6010B
Antimony	ND	P7	0.0200	NR	mg/L	1.00	10/29/09 17:13	DAN	9J28044	6010B
Arsenic	ND	P7	0.0100	NR	mg/L	1.00	10/29/09 17:13	DAN	9J28044	6010B
Barium	**0.109**	P7	0.0020	NR	mg/L	1.00	10/29/09 17:13	DAN	9J28044	6010B
Beryllium	ND	P7	0.0020	NR	mg/L	1.00	10/29/09 17:13	DAN	9J28044	6010B
Cadmium	ND	P7	0.0010	NR	mg/L	1.00	10/29/09 17:13	DAN	9J28044	6010B
Calcium	**111**	P7	0.5	NR	mg/L	1.00	10/29/09 17:13	DAN	9J28044	6010B
Chromium	ND	P7	0.0040	NR	mg/L	1.00	10/29/09 17:13	DAN	9J28044	6010B
Cobalt	ND	P7	0.0040	NR	mg/L	1.00	10/29/09 17:13	DAN	9J28044	6010B
Copper	ND	P7	0.0100	NR	mg/L	1.00	10/29/09 17:13	DAN	9J28044	6010B
Iron	ND	P7	0.050	NR	mg/L	1.00	10/29/09 17:13	DAN	9J28044	6010B
Lead	ND	P7	0.0050	NR	mg/L	1.00	10/29/09 17:13	DAN	9J28044	6010B
Magnesium	**46.2**	P7	0.200	NR	mg/L	1.00	10/29/09 17:13	DAN	9J28044	6010B
Manganese	**0.416**	P7	0.0030	NR	mg/L	1.00	10/29/09 17:13	DAN	9J28044	6010B
Nickel	**0.0137**	P7	0.0100	NR	mg/L	1.00	10/29/09 17:13	DAN	9J28044	6010B
Potassium	**8.62**	P7	0.500	NR	mg/L	1.00	10/29/09 17:13	DAN	9J28044	6010B
Selenium	ND	P7	0.0150	NR	mg/L	1.00	10/29/09 17:13	DAN	9J28044	6010B
Silver	ND	P7	0.0030	NR	mg/L	1.00	10/29/09 17:13	DAN	9J28044	6010B
Sodium	**116**	P7	1.0	NR	mg/L	1.00	10/29/09 17:13	DAN	9J28044	6010B
Thallium	ND	P7	0.0200	NR	mg/L	1.00	10/29/09 17:13	DAN	9J28044	6010B
Vanadium	ND	P7	0.0050	NR	mg/L	1.00	10/29/09 17:13	DAN	9J28044	6010B
Zinc	**0.0110**	P7	0.0100	NR	mg/L	1.00	10/29/09 17:13	DAN	9J28044	6010B
Mercury	**0.0001**	P7, J	0.0002	0.0001	mg/L	1.00	10/29/09 19:06	MXM	9J29050	7470A

Benchmark Environmental & Engineering Science
2558 Hamburg Turnpike, Suite 300
Lackawanna, NY 14218

Work Order: RSJ1429

Project: Benchmark - Globe site
Project Number: TURN

Received: 10/27/09
Reported: 11/13/09 16:47

Analytical Report

Sample ID: RSJ1429-10 (TRIP BLANK - Water) — **Sampled: 10/27/09** — **Recvd: 10/27/09 13:45**

Volatile Organic Compounds by EPA 8260B

Analyte	Sample Result	Data Qualifiers	RL	MDL	Units	Dil Fac	Date Analyzed	Lab Tech	Batch	Method
1,1,1-Trichloroethane	ND		1.0	0.26	ug/L	1.00	10/28/09 15:25	LH	9J28016	8260B
1,1,2,2-Tetrachloroethane	ND		1.0	0.21	ug/L	1.00	10/28/09 15:25	LH	9J28016	8260B
1,1,2-Trichloroethane	ND		1.0	0.23	ug/L	1.00	10/28/09 15:25	LH	9J28016	8260B
1,1,2-Trichloro-1,2,2-trifluoroethane	ND		1.0	0.31	ug/L	1.00	10/28/09 15:25	LH	9J28016	8260B
1,1-Dichloroethane	ND		1.0	0.38	ug/L	1.00	10/28/09 15:25	LH	9J28016	8260B
1,1-Dichloroethene	ND		1.0	0.29	ug/L	1.00	10/28/09 15:25	LH	9J28016	8260B
1,2,4-Trichlorobenzene	ND		1.0	0.41	ug/L	1.00	10/28/09 15:25	LH	9J28016	8260B
1,2,4-Trimethylbenzene	ND		1.0	0.33	ug/L	1.00	10/28/09 15:25	LH	9J28016	8260B
1,2-Dibromo-3-chloropropane	ND		1.0	0.39	ug/L	1.00	10/28/09 15:25	LH	9J28016	8260B
1,2-Dibromoethane	ND		1.0	0.17	ug/L	1.00	10/28/09 15:25	LH	9J28016	8260B
1,2-Dichlorobenzene	ND		1.0	0.20	ug/L	1.00	10/28/09 15:25	LH	9J28016	8260B
1,2-Dichloroethane	ND		1.0	0.21	ug/L	1.00	10/28/09 15:25	LH	9J28016	8260B
1,2-Dichloropropane	ND		1.0	0.32	ug/L	1.00	10/28/09 15:25	LH	9J28016	8260B
1,3,5-Trimethylbenzene	ND		1.0	0.22	ug/L	1.00	10/28/09 15:25	LH	9J28016	8260B
1,3-Dichlorobenzene	ND		1.0	0.36	ug/L	1.00	10/28/09 15:25	LH	9J28016	8260B
1,4-Dichlorobenzene	ND		1.0	0.39	ug/L	1.00	10/28/09 15:25	LH	9J28016	8260B
2-Butanone	ND		5.0	1.3	ug/L	1.00	10/28/09 15:25	LH	9J28016	8260B
2-Hexanone	ND		5.0	1.2	ug/L	1.00	10/28/09 15:25	LH	9J28016	8260B
p-Cymene	ND		1.0	0.31	ug/L	1.00	10/28/09 15:25	LH	9J28016	8260B
4-Methyl-2-pentanone	ND		5.0	0.91	ug/L	1.00	10/28/09 15:25	LH	9J28016	8260B
Acetone	ND		5.0	1.3	ug/L	1.00	10/28/09 15:25	LH	9J28016	8260B
Benzene	ND		1.0	0.41	ug/L	1.00	10/28/09 15:25	LH	9J28016	8260B
Bromodichloromethane	ND		1.0	0.39	ug/L	1.00	10/28/09 15:25	LH	9J28016	8260B
Bromoform	ND		1.0	0.26	ug/L	1.00	10/28/09 15:25	LH	9J28016	8260B
Bromomethane	ND		1.0	0.28	ug/L	1.00	10/28/09 15:25	LH	9J28016	8260B
Carbon disulfide	ND		1.0	0.19	ug/L	1.00	10/28/09 15:25	LH	9J28016	8260B
Carbon Tetrachloride	ND		1.0	0.27	ug/L	1.00	10/28/09 15:25	LH	9J28016	8260B
Chlorobenzene	ND		1.0	0.32	ug/L	1.00	10/28/09 15:25	LH	9J28016	8260B
Dibromochloromethane	ND		1.0	0.32	ug/L	1.00	10/28/09 15:25	LH	9J28016	8260B
Chloroethane	ND		1.0	0.32	ug/L	1.00	10/28/09 15:25	LH	9J28016	8260B
Chloroform	ND		1.0	0.34	ug/L	1.00	10/28/09 15:25	LH	9J28016	8260B
Chloromethane	ND		1.0	0.35	ug/L	1.00	10/28/09 15:25	LH	9J28016	8260B
cis-1,2-Dichloroethene	ND		1.0	0.38	ug/L	1.00	10/28/09 15:25	LH	9J28016	8260B
cis-1,3-Dichloropropene	ND		1.0	0.36	ug/L	1.00	10/28/09 15:25	LH	9J28016	8260B
Cyclohexane	ND		1.0	0.53	ug/L	1.00	10/28/09 15:25	LH	9J28016	8260B
Dichlorofluoromethane	ND		1.0	0.34	ug/L	1.00	10/28/09 15:25	LH	9J28016	8260B
Ethylbenzene	ND		1.0	0.18	ug/L	1.00	10/28/09 15:25	LH	9J28016	8260B
Isopropylbenzene	ND		1.0	0.19	ug/L	1.00	10/28/09 15:25	LH	9J28016	8260B
Methyl Acetate	ND		1.0	0.50	ug/L	1.00	10/28/09 15:25	LH	9J28016	8260B
Methyl-t-Butyl Ether (MTBE)	ND		1.0	0.16	ug/L	1.00	10/28/09 15:25	LH	9J28016	8260B
Methylcyclohexane	ND		1.0	0.50	ug/L	1.00	10/28/09 15:25	LH	9J28016	8260B
Methylene Chloride	ND		1.0	0.44	ug/L	1.00	10/28/09 15:25	LH	9J28016	8260B
m-Xylene & p-Xylene	ND		2.0	0.66	ug/L	1.00	10/28/09 15:25	LH	9J28016	8260B
n-Butylbenzene	ND		1.0	0.28	ug/L	1.00	10/28/09 15:25	LH	9J28016	8260B
n-Propylbenzene	ND		1.0	0.18	ug/L	1.00	10/28/09 15:25	LH	9J28016	8260B
o-Xylene	ND		1.0	0.36	ug/L	1.00	10/28/09 15:25	LH	9J28016	8260B
sec-Butylbenzene	ND		1.0	0.30	ug/L	1.00	10/28/09 15:25	LH	9J28016	8260B
Styrene	ND		1.0	0.18	ug/L	1.00	10/28/09 15:25	LH	9J28016	8260B

Benchmark Environmental & Engineering Science
2558 Hamburg Turnpike, Suite 300
Lackawanna, NY 14218

Work Order: RSJ1429

Project: Benchmark - Globe site
Project Number: TURN

Received: 10/27/09
Reported: 11/13/09 16:47

Analytical Report

Analyte	Sample Result	Data Qualifiers	RL	MDL	Units	Dil Fac	Date Analyzed	Lab Tech	Batch	Method
Sample ID: RSJ1429-10 (TRIP BLANK - Water) - cont.						**Sampled: 10/27/09**			**Recvd: 10/27/09 13:45**	
Volatile Organic Compounds by EPA 8260B - cont.										
Tetrachloroethene	ND		1.0	0.36	ug/L	1.00	10/28/09 15:25	LH	9J28016	8260B
Toluene	ND		1.0	0.51	ug/L	1.00	10/28/09 15:25	LH	9J28016	8260B
trans-1,2-Dichloroethene	ND		1.0	0.42	ug/L	1.00	10/28/09 15:25	LH	9J28016	8260B
trans-1,3-Dichloropropene	ND		1.0	0.37	ug/L	1.00	10/28/09 15:25	LH	9J28016	8260B
Trichloroethene	ND		1.0	0.46	ug/L	1.00	10/28/09 15:25	LH	9J28016	8260B
Trichlorofluoromethane	ND		1.0	0.15	ug/L	1.00	10/28/09 15:25	LH	9J28016	8260B
Vinyl chloride	ND		1.0	0.24	ug/L	1.00	10/28/09 15:25	LH	9J28016	8260B
Xylenes, total	ND		2.0	0.66	ug/L	1.00	10/28/09 15:25	LH	9J28016	8260B
1,2-Dichloroethane-d4	*94 %*		*Surr Limits: (66-137%)*				*10/28/09 15:25*	*LH*	*9J28016*	*8260B*
4-Bromofluorobenzene	*93 %*		*Surr Limits: (73-120%)*				*10/28/09 15:25*	*LH*	*9J28016*	*8260B*
Toluene-d8	*100 %*		*Surr Limits: (71-126%)*				*10/28/09 15:25*	*LH*	*9J28016*	*8260B*

Benchmark Environmental & Engineering Science
2558 Hamburg Turnpike, Suite 300
Lackawanna, NY 14218

Work Order: RSJ1429

Project: Benchmark - Globe site
Project Number: TURN

Received: 10/27/09
Reported: 11/13/09 16:47

SAMPLE EXTRACTION DATA

Parameter	Batch	Lab Number	Wt/Vol Extracte	Units	Extract Volume	Units	Date Prepared	Lab Tech	Extraction Method
Dissolved Metals by SW 846 Series Methods									
6010B	9J28044	RSJ1429-01	50.00	mL	50.00	mL	10/29/09 08:45	KCW	3005A
6010B	9J28044	RSJ1429-04	50.00	mL	50.00	mL	10/29/09 08:45	KCW	3005A
6010B	9J28044	RSJ1429-05	50.00	mL	50.00	mL	10/29/09 08:45	KCW	3005A
6010B	9J28044	RSJ1429-06	50.00	mL	50.00	mL	10/29/09 08:45	KCW	3005A
6010B	9J28044	RSJ1429-07	50.00	mL	50.00	mL	10/29/09 08:45	KCW	3005A
6010B	9J28044	RSJ1429-08	50.00	mL	50.00	mL	10/29/09 08:45	KCW	3005A
6010B	9J28044	RSJ1429-09	50.00	mL	50.00	mL	10/29/09 08:45	KCW	3005A
7470A	9J29050	RSJ1429-01	30.00	mL	50.00	mL	10/29/09 14:15	MXM	7470A
7470A	9J29050	RSJ1429-04	30.00	mL	50.00	mL	10/29/09 14:15	MXM	7470A
7470A	9J29050	RSJ1429-05	30.00	mL	50.00	mL	10/29/09 14:15	MXM	7470A
7470A	9J29050	RSJ1429-06	30.00	mL	50.00	mL	10/29/09 14:15	MXM	7470A
7470A	9J29050	RSJ1429-07	30.00	mL	50.00	mL	10/29/09 14:15	MXM	7470A
7470A	9J29050	RSJ1429-08	30.00	mL	50.00	mL	10/29/09 14:15	MXM	7470A
7470A	9J29050	RSJ1429-09	30.00	mL	50.00	mL	10/29/09 14:15	MXM	7470A
Semivolatile Organics by GC/MS									
8270C	9J27116	RSJ1429-09	740.00	mL	1.00	mL	10/28/09 00:00	BML	3510C MB
8270C	9J27116	RSJ1429-05	820.00	mL	1.00	mL	10/28/09 00:00	BML	3510C MB
8270C	9J27116	RSJ1429-06	830.00	mL	1.00	mL	10/28/09 00:00	BML	3510C MB
8270C	9J27116	RSJ1429-08	1,050.00	mL	1.00	mL	10/28/09 00:00	BML	3510C MB
8270C	9J27116	RSJ1429-07	1,055.00	mL	1.00	mL	10/28/09 00:00	BML	3510C MB
8270C	9J27116	RSJ1429-01	1,060.00	mL	1.00	mL	10/28/09 00:00	BML	3510C MB
8270C	9J27116	RSJ1429-04	1,060.00	mL	1.00	mL	10/28/09 00:00	BML	3510C MB
Total Metals by SW 846 Series Methods									
6010B	9J28053	RSJ1429-01	50.00	mL	50.00	mL	10/29/09 08:45	KCW	3005A
6010B	9J28053	RSJ1429-04	50.00	mL	50.00	mL	10/29/09 08:45	KCW	3005A
6010B	9J28053	RSJ1429-05	50.00	mL	50.00	mL	10/29/09 08:45	KCW	3005A
6010B	9J28053	RSJ1429-06	50.00	mL	50.00	mL	10/29/09 08:45	KCW	3005A
6010B	9J28053	RSJ1429-07	50.00	mL	50.00	mL	10/29/09 08:45	KCW	3005A
6010B	9J28053	RSJ1429-08	50.00	mL	50.00	mL	10/29/09 08:45	KCW	3005A
6010B	9J28053	RSJ1429-09	50.00	mL	50.00	mL	10/29/09 08:45	KCW	3005A
7470A	9J28046	RSJ1429-04	30.00	mL	50.00	mL	10/28/09 13:30	MXM	7470A
7470A	9J28046	RSJ1429-05	30.00	mL	50.00	mL	10/28/09 13:30	MXM	7470A
7470A	9J28046	RSJ1429-06	30.00	mL	50.00	mL	10/28/09 13:30	MXM	7470A
7470A	9J28046	RSJ1429-07	30.00	mL	50.00	mL	10/28/09 13:30	MXM	7470A
7470A	9J28046	RSJ1429-08	30.00	mL	50.00	mL	10/28/09 13:30	MXM	7470A
7470A	9J28046	RSJ1429-09	30.00	mL	50.00	mL	10/28/09 13:30	MXM	7470A

Benchmark Environmental & Engineering Science
2558 Hamburg Turnpike, Suite 300
Lackawanna, NY 14218

Work Order: RSJ1429

Project: Benchmark - Globe site
Project Number: TURN

Received: 10/27/09
Reported: 11/13/09 16:47

SAMPLE EXTRACTION DATA

Parameter	Batch	Lab Number	Wt/Vol Extracte	Units	Extract Volume	Units	Date Prepared	Lab Tech	Extraction Method
7470A	9K02046	RSJ1429-01RE1	30.00	mL	50.00	mL	11/02/09 15:45	MXM	7470A
Volatile Organic Compounds by EPA 8260B									
8260B	9J28016	RSJ1429-01	5.00	mL	5.00	mL	10/28/09 10:16	TRB	5030B MS
8260B	9J28016	RSJ1429-04	5.00	mL	5.00	mL	10/28/09 10:16	TRB	5030B MS
8260B	9J28016	RSJ1429-05	5.00	mL	5.00	mL	10/28/09 10:16	TRB	5030B MS
8260B	9J28016	RSJ1429-06	5.00	mL	5.00	mL	10/28/09 10:16	TRB	5030B MS
8260B	9J28016	RSJ1429-07	5.00	mL	5.00	mL	10/28/09 10:16	TRB	5030B MS
8260B	9J28016	RSJ1429-08	5.00	mL	5.00	mL	10/28/09 10:16	TRB	5030B MS
8260B	9J28016	RSJ1429-09	5.00	mL	5.00	mL	10/28/09 10:16	TRB	5030B MS
8260B	9J28016	RSJ1429-10	5.00	mL	5.00	mL	10/28/09 10:16	TRB	5030B MS

Benchmark Environmental & Engineering Science
2558 Hamburg Turnpike, Suite 300
Lackawanna, NY 14218

Work Order: RSJ1429

Project: Benchmark - Globe site
Project Number: TURN

Received: 10/27/09
Reported: 11/13/09 16:47

LABORATORY QC DATA

Analyte	Source Result	Spike Level	RL	MDL	Units	Result	% REC	% REC Limits	% RPD	RPD Limit	Data Qualifiers
Volatile Organic Compounds by EPA 8260B											
Blank Analyzed: 10/28/09 (Lab Number:9J28016-BLK1, Batch: 9J28016)											
1,1,1-Trichloroethane			1.0	0.26	ug/L	ND					
1,1,2,2-Tetrachloroethane			1.0	0.21	ug/L	ND					
1,1,2-Trichloroethane			1.0	0.23	ug/L	ND					
1,1,2-Trichloro-1,2,2-trifluoroethane			1.0	0.31	ug/L	ND					
1,1-Dichloroethane			1.0	0.38	ug/L	ND					
1,1-Dichloroethene			1.0	0.29	ug/L	ND					
1,2,4-Trichlorobenzene			1.0	0.41	ug/L	ND					
1,2,4-Trimethylbenzene			1.0	0.33	ug/L	ND					
1,2-Dibromo-3-chloropropane			1.0	0.39	ug/L	ND					
1,2-Dibromoethane			1.0	0.17	ug/L	ND					
1,2-Dichlorobenzene			1.0	0.20	ug/L	ND					
1,2-Dichloroethane			1.0	0.21	ug/L	ND					
1,2-Dichloropropane			1.0	0.33	ug/L	ND					
1,3,5-Trimethylbenzene			1.0	0.22	ug/L	ND					
1,3-Dichlorobenzene			1.0	0.36	ug/L	ND					
1,4-Dichlorobenzene			1.0	0.39	ug/L	ND					
2-Butanone			5.0	1.3	ug/L	ND					
2-Hexanone			5.0	1.2	ug/L	ND					
p-Cymene			1.0	0.31	ug/L	ND					
4-Methyl-2-pentanone			5.0	0.91	ug/L	ND					
Acetone			5.0	1.3	ug/L	ND					
Benzene			1.0	0.41	ug/L	ND					
Bromodichloromethane			1.0	0.39	ug/L	ND					
Bromoform			1.0	0.26	ug/L	ND					
Bromomethane			1.0	0.28	ug/L	ND					
Carbon disulfide			1.0	0.19	ug/L	ND					
Carbon Tetrachloride			1.0	0.27	ug/L	ND					
Chlorobenzene			1.0	0.32	ug/L	ND					
Dibromochloromethane			1.0	0.32	ug/L	ND					
Chloroethane			1.0	0.32	ug/L	ND					
Chloroform			1.0	0.34	ug/L	ND					
Chloromethane			1.0	0.35	ug/L	ND					
cis-1,2-Dichloroethene			1.0	0.38	ug/L	ND					
cis-1,3-Dichloropropene			1.0	0.36	ug/L	ND					
Cyclohexane			1.0	0.53	ug/L	ND					
Dichlorofluoromethane			1.0	0.34	ug/L	ND					

Benchmark Environmental & Engineering Science
2558 Hamburg Turnpike, Suite 300
Lackawanna, NY 14218

Work Order: RSJ1429

Project: Benchmark - Globe site
Project Number: TURN

Received: 10/27/09
Reported: 11/13/09 16:47

LABORATORY QC DATA

Analyte	Source Result	Spike Level	RL	MDL	Units	Result	% REC	% REC Limits	% RPD	RPD Limit	Data Qualifiers
Volatile Organic Compounds by EPA 8260B											
Blank Analyzed: 10/28/09 (Lab Number:9J28016-BLK1, Batch: 9J28016)											
Ethylbenzene			1.0	0.18	ug/L	ND					
Isopropylbenzene			1.0	0.19	ug/L	ND					
Methyl Acetate			1.0	0.50	ug/L	ND					
Methyl-t-Butyl Ether (MTBE)			1.0	0.16	ug/L	ND					
Methylcyclohexane			1.0	0.50	ug/L	ND					
Methylene Chloride			1.0	0.44	ug/L	ND					
m-Xylene & p-Xylene			2.0	0.66	ug/L	ND					
n-Butylbenzene			1.0	0.28	ug/L	ND					
n-Propylbenzene			1.0	0.18	ug/L	ND					
o-Xylene			1.0	0.36	ug/L	ND					
sec-Butylbenzene			1.0	0.30	ug/L	ND					
Styrene			1.0	0.18	ug/L	ND					
Tetrachloroethene			1.0	0.36	ug/L	ND					
Toluene			1.0	0.51	ug/L	ND					
trans-1,2-Dichloroethene			1.0	0.42	ug/L	ND					
trans-1,3-Dichloropropene			1.0	0.37	ug/L	ND					
Trichloroethene			1.0	0.46	ug/L	ND					
Trichlorofluoromethane			1.0	0.15	ug/L	ND					
Vinyl chloride			1.0	0.24	ug/L	ND					
Xylenes, total			2.0	0.66	ug/L	ND					
Surrogate: 1,2-Dichloroethane-d4					*ug/L*		*95*	*66-137*			
Surrogate: 4-Bromofluorobenzene					*ug/L*		*89*	*73-120*			
Surrogate: Toluene-d8					*ug/L*		*100*	*71-126*			
LCS Analyzed: 10/28/09 (Lab Number:9J28016-BS1, Batch: 9J28016)											
1,1,1-Trichloroethane			5.0	0.26	ug/L	ND		73-126			
1,1,2,2-Tetrachloroethane			5.0	0.21	ug/L	ND		70-126			
1,1,2-Trichloroethane			5.0	0.23	ug/L	ND		76-122			
1,1,2-Trichloro-1,2,2-trifluoroethane			1.0	0.31	ug/L	ND		60-140			
1,1-Dichloroethane			5.0	0.38	ug/L	ND		71-129			
1,1-Dichloroethene		25.0	5.0	0.29	ug/L	21.7	87	65-138			
1,2,4-Trichlorobenzene			1.0	0.41	ug/L	ND		70-122			
1,2,4-Trimethylbenzene			1.0	0.33	ug/L	ND		76-121			
1,2-Dibromo-3-chloropropane			1.0	0.39	ug/L	ND		56-134			
1,2-Dibromoethane			1.0	0.17	ug/L	ND		77-120			

Benchmark Environmental & Engineering Science
2558 Hamburg Turnpike, Suite 300
Lackawanna, NY 14218

Work Order: RSJ1429

Project: Benchmark - Globe site
Project Number: TURN

Received: 10/27/09
Reported: 11/13/09 16:47

LABORATORY QC DATA

Analyte	Source Result	Spike Level	RL	MDL	Units	Result	% REC	% REC Limits	% RPD	RPD Limit	Data Qualifiers
Volatile Organic Compounds by EPA 8260B											
LCS Analyzed: 10/28/09 (Lab Number:9J28016-BS1, Batch: 9J28016)											
1,2-Dichlorobenzene			5.0	0.20	ug/L	ND		77-120			
1,2-Dichloroethane			5.0	0.21	ug/L	ND		75-127			
1,2-Dichloropropane			5.0	0.33	ug/L	ND		76-120			
1,3,5-Trimethylbenzene			1.0	0.22	ug/L	ND		77-121			
1,3-Dichlorobenzene			1.0	0.36	ug/L	ND		77-120			
1,4-Dichlorobenzene			5.0	0.39	ug/L	ND		75-120			
2-Butanone			5.0	1.3	ug/L	ND		57-140			
2-Hexanone			5.0	1.2	ug/L	ND		65-127			
p-Cymene			1.0	0.31	ug/L	ND		73-120			
4-Methyl-2-pentanone			5.0	0.91	ug/L	ND		71-125			
Acetone			5.0	1.3	ug/L	ND		56-142			
Benzene		25.0	5.0	0.41	ug/L	21.9	88	71-124			
Bromodichloromethane			1.0	0.39	ug/L	ND		80-122			
Bromoform			1.0	0.26	ug/L	ND		66-128			
Bromomethane			10	0.28	ug/L	ND		36-150			
Carbon disulfide			1.0	0.19	ug/L	ND		59-134			
Carbon Tetrachloride			5.0	0.27	ug/L	ND		72-134			
Chlorobenzene		25.0	5.0	0.32	ug/L	22.3	89	72-120			
Dibromochloromethane			1.0	0.32	ug/L	ND		75-125			
Chloroethane			10	0.32	ug/L	ND		69-136			
Chloroform			5.0	0.34	ug/L	ND		73-127			
Chloromethane			10	0.35	ug/L	ND		49-142			
cis-1,2-Dichloroethene			5.0	0.38	ug/L	ND		74-124			
cis-1,3-Dichloropropene			5.0	0.36	ug/L	ND		74-124			
Cyclohexane			1.0	0.53	ug/L	ND		70-130			
Ethylbenzene			5.0	0.18	ug/L	ND		77-123			
Isopropylbenzene			1.0	0.19	ug/L	ND		77-122			
Methyl Acetate			1.0	0.50	ug/L	ND		60-140			
Methyl-t-Butyl Ether (MTBE)			1.0	0.16	ug/L	ND		64-127			
Methylcyclohexane			1.0	0.50	ug/L	ND		60-140			
Methylene Chloride			5.0	0.44	ug/L	0.480		57-132			J
m-Xylene & p-Xylene			2.0	0.66	ug/L	ND		76-122			
n-Butylbenzene			1.0	0.28	ug/L	ND		71-128			
n-Propylbenzene			1.0	0.18	ug/L	ND		77-120			
o-Xylene			1.0	0.36	ug/L	ND		76-122			
sec-Butylbenzene			1.0	0.30	ug/L	ND		74-127			
Styrene			5.0	0.18	ug/L	ND		70-130			

Benchmark Environmental & Engineering Science
2558 Hamburg Turnpike, Suite 300
Lackawanna, NY 14218

Work Order: RSJ1429

Project: Benchmark - Globe site
Project Number: TURN

Received: 10/27/09
Reported: 11/13/09 16:47

LABORATORY QC DATA

Analyte	Source Result	Spike Level	RL	MDL	Units	Result	% REC	% REC Limits	% RPD	RPD Limit	Data Qualifiers
Volatile Organic Compounds by EPA 8260B											
LCS Analyzed: 10/28/09 (Lab Number:9J28016-BS1, Batch: 9J28016)											
Tetrachloroethene			5.0	0.36	ug/L	ND		74-122			
Toluene		25.0	5.0	0.51	ug/L	21.5	86	70-122			
trans-1,2-Dichloroethene			5.0	0.42	ug/L	ND		73-127			
trans-1,3-Dichloropropene			5.0	0.37	ug/L	ND		72-123			
Trichloroethene		25.0	5.0	0.46	ug/L	20.9	83	74-123			
Trichlorofluoromethane			5.0	0.15	ug/L	ND		62-152			
Vinyl chloride			2.0	0.24	ug/L	ND		65-133			
Xylenes, total			5.0	0.66	ug/L	ND		76-122			
Surrogate: 1,2-Dichloroethane-d4					*ug/L*		*91*	*66-137*			
Surrogate: 4-Bromofluorobenzene					*ug/L*		*88*	*73-120*			
Surrogate: Toluene-d8					*ug/L*		*98*	*71-126*			
Matrix Spike Analyzed: 10/28/09 (Lab Number:9J28016-MS2, Batch: 9J28016)											
QC Source Sample: RSJ1429-01											
1,1,1-Trichloroethane	ND		5.0	1.3	ug/L	ND		73-126			D03
1,1,2,2-Tetrachloroethane	ND		5.0	1.1	ug/L	ND		70-126			D03
1,1,2-Trichloroethane	ND		5.0	1.2	ug/L	ND		76-122			D03
1,1,2-Trichloro-1,2,2-trifluoroethane	ND		5.0	1.5	ug/L	ND		60-140			D03
1,1-Dichloroethane	ND		5.0	1.9	ug/L	ND		71-129			D03
1,1-Dichloroethene	ND	125	5.0	1.5	ug/L	123	98	65-138			D03
1,2,4-Trichlorobenzene	ND		5.0	2.0	ug/L	ND		70-122			D03
1,2,4-Trimethylbenzene	ND		5.0	1.6	ug/L	ND		76-121			D03
1,2-Dibromo-3-chloropropane	ND		5.0	2.0	ug/L	ND		56-134			D03
1,2-Dibromoethane	ND		5.0	0.83	ug/L	ND		77-120			D03
1,2-Dichlorobenzene	ND		5.0	1.0	ug/L	ND		77-120			D03
1,2-Dichloroethane	ND		5.0	1.1	ug/L	ND		75-127			D03
1,2-Dichloropropane	ND		5.0	1.6	ug/L	ND		76-120			D03
1,3,5-Trimethylbenzene	ND		5.0	1.1	ug/L	ND		77-121			D03
1,3-Dichlorobenzene	ND		5.0	1.8	ug/L	ND		77-120			D03
1,4-Dichlorobenzene	ND		5.0	2.0	ug/L	ND		75-120			D03
2-Butanone	ND		25	6.6	ug/L	ND		57-140			D03
2-Hexanone	ND		25	6.2	ug/L	ND		65-127			D03
p-Cymene	ND		5.0	1.6	ug/L	ND		73-120			D03
4-Methyl-2-pentanone	ND		25	4.5	ug/L	ND		71-125			D03
Acetone	ND		25	6.7	ug/L	ND		56-142			D03
Benzene	ND	125	5.0	2.0	ug/L	121	97	71-124			D03

Benchmark Environmental & Engineering Science
2558 Hamburg Turnpike, Suite 300
Lackawanna, NY 14218

Work Order: RSJ1429

Project: Benchmark - Globe site
Project Number: TURN

Received: 10/27/09
Reported: 11/13/09 16:47

LABORATORY QC DATA

Analyte	Source Result	Spike Level	RL	MDL	Units	Result	% REC	% REC Limits	% RPD	RPD Limit	Data Qualifiers
Volatile Organic Compounds by EPA 8260B											
Matrix Spike Analyzed: 10/28/09 (Lab Number:9J28016-MS2, Batch: 9J28016)											
QC Source Sample: RSJ1429-01											
Bromodichloromethane	ND		5.0	1.9	ug/L	ND		80-122			D03
Bromoform	ND		5.0	1.3	ug/L	ND		66-128			D03
Bromomethane	ND		10	1.4	ug/L	ND		36-150			D03
Carbon disulfide	ND		5.0	0.97	ug/L	ND		59-134			D03
Carbon Tetrachloride	ND		5.0	1.3	ug/L	ND		72-134			D03
Chlorobenzene	9.75	125	5.0	1.6	ug/L	130	96	72-120			D03
Dibromochloromethane	ND		5.0	1.6	ug/L	ND		75-125			D03
Chloroethane	ND		10	1.6	ug/L	ND		69-136			D03
Chloroform	ND		5.0	1.7	ug/L	ND		73-127			D03
Chloromethane	ND		10	1.7	ug/L	ND		49-142			D03
cis-1,2-Dichloroethene	ND		5.0	1.9	ug/L	ND		74-124			D03
cis-1,3-Dichloropropene	ND		5.0	1.8	ug/L	ND		74-124			D03
Cyclohexane	ND		5.0	2.7	ug/L	ND		70-130			D03
Ethylbenzene	ND		5.0	0.92	ug/L	ND		77-123			D03
Isopropylbenzene	ND		5.0	0.96	ug/L	ND		77-122			D03
Methyl Acetate	ND		5.0	2.5	ug/L	ND		60-140			D03
Methyl-t-Butyl Ether (MTBE)	ND		5.0	0.80	ug/L	ND		64-127			D03
Methylcyclohexane	ND		5.0	2.5	ug/L	ND		60-140			D03
Methylene Chloride	ND		5.0	2.2	ug/L	ND		57-132			D03
m-Xylene & p-Xylene	ND		10	3.3	ug/L	ND		76-122			D03
n-Butylbenzene	ND		5.0	1.4	ug/L	ND		71-128			D03
n-Propylbenzene	ND		5.0	0.92	ug/L	ND		77-120			D03
o-Xylene	ND		5.0	1.8	ug/L	ND		76-122			D03
sec-Butylbenzene	ND		5.0	1.5	ug/L	ND		74-127			D03
Styrene	ND		5.0	0.92	ug/L	ND		70-130			D03
Tetrachloroethene	ND		5.0	1.8	ug/L	ND		74-122			D03
Toluene	ND	125	5.0	2.6	ug/L	119	95	70-122			D03
trans-1,2-Dichloroethene	ND		5.0	2.1	ug/L	ND		73-127			D03
trans-1,3-Dichloropropene	ND		5.0	1.8	ug/L	ND		72-123			D03
Trichloroethene	ND	125	5.0	2.3	ug/L	113	91	74-123			D03
Trichlorofluoromethane	ND		5.0	0.76	ug/L	ND		62-152			D03
Vinyl chloride	ND		5.0	1.2	ug/L	ND		65-133			D03
Xylenes, total	ND		10	3.3	ug/L	ND		76-122			D03
Surrogate: 1,2-Dichloroethane-d4					*ug/L*		*93*	*66-137*			*D03*

Benchmark Environmental & Engineering Science
2558 Hamburg Turnpike, Suite 300
Lackawanna, NY 14218

Work Order: RSJ1429

Project: Benchmark - Globe site
Project Number: TURN

Received: 10/27/09
Reported: 11/13/09 16:47

LABORATORY QC DATA

Analyte	Source Result	Spike Level	RL	MDL	Units	Result	% REC	% REC Limits	% RPD	RPD Limit	Data Qualifiers
Volatile Organic Compounds by EPA 8260B											
Matrix Spike Analyzed: 10/28/09 (Lab Number:9J28016-MS2, Batch: 9J28016)											
QC Source Sample: RSJ1429-01											
Surrogate: 4-Bromofluorobenzene					*ug/L*		*88*	*73-120*			*D03*
Surrogate: Toluene-d8					*ug/L*		*100*	*71-126*			*D03*
Matrix Spike Dup Analyzed: 10/28/09 (Lab Number:9J28016-MSD2, Batch: 9J28016)											
QC Source Sample: RSJ1429-01											
1,1,1-Trichloroethane	ND		5.0	1.3	ug/L	ND		73-126		15	D03
1,1,2,2-Tetrachloroethane	ND		5.0	1.1	ug/L	ND		70-126		15	D03
1,1,2-Trichloroethane	ND		5.0	1.2	ug/L	ND		76-122		15	D03
1,1,2-Trichloro-1,2,2-trifluoroethane	ND		5.0	1.5	ug/L	ND		60-140		20	D03
1,1-Dichloroethane	ND		5.0	1.9	ug/L	ND		71-129		20	D03
1,1-Dichloroethene	ND	125	5.0	1.5	ug/L	117	93	65-138	5	16	D03
1,2,4-Trichlorobenzene	ND		5.0	2.0	ug/L	ND		70-122		20	D03
1,2,4-Trimethylbenzene	ND		5.0	1.6	ug/L	ND		76-121		20	D03
1,2-Dibromo-3-chloropropane	ND		5.0	2.0	ug/L	ND		56-134		15	D03
1,2-Dibromoethane	ND		5.0	0.83	ug/L	ND		77-120		15	D03
1,2-Dichlorobenzene	ND		5.0	1.0	ug/L	ND		77-120		20	D03
1,2-Dichloroethane	ND		5.0	1.1	ug/L	ND		75-127		20	D03
1,2-Dichloropropane	ND		5.0	1.6	ug/L	ND		76-120		20	D03
1,3,5-Trimethylbenzene	ND		5.0	1.1	ug/L	ND		77-121		20	D03
1,3-Dichlorobenzene	ND		5.0	1.8	ug/L	ND		77-120		20	D03
1,4-Dichlorobenzene	ND		5.0	2.0	ug/L	ND		75-120		20	D03
2-Butanone	ND		25	6.6	ug/L	ND		57-140		20	D03
2-Hexanone	ND		25	6.2	ug/L	ND		65-127		15	D03
p-Cymene	ND		5.0	1.6	ug/L	ND		73-120		20	D03
4-Methyl-2-pentanone	ND		25	4.5	ug/L	ND		71-125		35	D03
Acetone	ND		25	6.7	ug/L	ND		56-142		15	D03
Benzene	ND	125	5.0	2.0	ug/L	116	93	71-124	4	13	D03
Bromodichloromethane	ND		5.0	1.9	ug/L	ND		80-122		15	D03
Bromoform	ND		5.0	1.3	ug/L	ND		66-128		15	D03
Bromomethane	ND		10	1.4	ug/L	ND		36-150		15	D03
Carbon disulfide	ND		5.0	0.97	ug/L	ND		59-134		15	D03
Carbon Tetrachloride	ND		5.0	1.3	ug/L	ND		72-134		15	D03
Chlorobenzene	9.75	125	5.0	1.6	ug/L	126	93	72-120	3	25	D03
Dibromochloromethane	ND		5.0	1.6	ug/L	ND		75-125		15	D03
Chloroethane	ND		10	1.6	ug/L	ND		69-136		15	D03
Chloroform	ND		5.0	1.7	ug/L	ND		73-127		20	D03

Benchmark Environmental & Engineering Science
2558 Hamburg Turnpike, Suite 300
Lackawanna, NY 14218

Work Order: RSJ1429

Project: Benchmark - Globe site
Project Number: TURN

Received: 10/27/09
Reported: 11/13/09 16:47

LABORATORY QC DATA

Analyte	Source Result	Spike Level	RL	MDL	Units	Result	% REC	% REC Limits	% RPD	RPD Limit	Data Qualifiers
Volatile Organic Compounds by EPA 8260B											
Matrix Spike Dup Analyzed: 10/28/09 (Lab Number:9J28016-MSD2, Batch: 9J28016)											
QC Source Sample: RSJ1429-01											
Chloromethane	ND		10	1.7	ug/L	ND		49-142		15	D03
cis-1,2-Dichloroethene	ND		5.0	1.9	ug/L	ND		74-124		15	D03
cis-1,3-Dichloropropene	ND		5.0	1.8	ug/L	ND		74-124		15	D03
Cyclohexane	ND		5.0	2.7	ug/L	ND		70-130		20	D03
Ethylbenzene	ND		5.0	0.92	ug/L	ND		77-123		15	D03
Isopropylbenzene	ND		5.0	0.96	ug/L	ND		77-122		20	D03
Methyl Acetate	ND		5.0	2.5	ug/L	ND		60-140		20	D03
Methyl-t-Butyl Ether (MTBE)	ND		5.0	0.80	ug/L	ND		64-127		37	D03
Methylcyclohexane	ND		5.0	2.5	ug/L	ND		60-140		20	D03
Methylene Chloride	ND		5.0	2.2	ug/L	2.95		57-132		15	D03,J
m-Xylene & p-Xylene	ND		10	3.3	ug/L	ND		76-122		16	D03
n-Butylbenzene	ND		5.0	1.4	ug/L	ND		71-128		15	D03
n-Propylbenzene	ND		5.0	0.92	ug/L	ND		77-120		15	D03
o-Xylene	ND		5.0	1.8	ug/L	ND		76-122		16	D03
sec-Butylbenzene	ND		5.0	1.5	ug/L	ND		74-127		15	D03
Styrene	ND		5.0	0.92	ug/L	ND		70-130		20	D03
Tetrachloroethene	ND		5.0	1.8	ug/L	ND		74-122		20	D03
Toluene	ND	125	5.0	2.6	ug/L	113	90	70-122	6	15	D03
trans-1,2-Dichloroethene	ND		5.0	2.1	ug/L	ND		73-127		20	D03
trans-1,3-Dichloropropene	ND		5.0	1.8	ug/L	ND		72-123		15	D03
Trichloroethene	ND	125	5.0	2.3	ug/L	110	88	74-123	3	16	D03
Trichlorofluoromethane	ND		5.0	0.76	ug/L	ND		62-152		20	D03
Vinyl chloride	ND		5.0	1.2	ug/L	ND		65-133		15	D03
Xylenes, total	ND		10	3.3	ug/L	ND		76-122		16	D03
Surrogate: 1,2-Dichloroethane-d4					*ug/L*		*92*	*66-137*			*D03*
Surrogate: 4-Bromofluorobenzene					*ug/L*		*87*	*73-120*			*D03*
Surrogate: Toluene-d8					*ug/L*		*98*	*71-126*			*D03*

Benchmark Environmental & Engineering Science
2558 Hamburg Turnpike, Suite 300
Lackawanna, NY 14218

Work Order: RSJ1429

Project: Benchmark - Globe site
Project Number: TURN

Received: 10/27/09
Reported: 11/13/09 16:47

LABORATORY QC DATA

Analyte	Source Result	Spike Level	RL	MDL	Units	Result	% REC	% REC Limits	% RPD	RPD Limit	Data Qualifiers
Semivolatile Organics by GC/MS											
Blank Analyzed: 11/02/09 (Lab Number:9J27116-BLK1, Batch: 9J27116)											
2,4,5-Trichlorophenol			25	0.99	ug/L	ND					
2,4,6-Trichlorophenol			10	0.99	ug/L	ND					
2,4-Dichlorophenol			10	0.79	ug/L	ND					
2,4-Dimethylphenol			10	0.96	ug/L	ND					
2,4-Dinitrophenol			50	2.2	ug/L	ND					
2,4-Dinitrotoluene			10	0.45	ug/L	ND					
2,6-Dinitrotoluene			10	0.51	ug/L	ND					
2-Chloronaphthalene			10	0.084	ug/L	ND					
2-Chlorophenol			10	0.50	ug/L	ND					
2-Methylnaphthalene			10	0.082	ug/L	ND					
2-Methylphenol			10	0.23	ug/L	ND					
2-Nitroaniline			50	0.50	ug/L	ND					
2-Nitrophenol			10	0.60	ug/L	ND					
3,3'-Dichlorobenzidine			20	0.37	ug/L	ND					
3-Nitroaniline			50	1.6	ug/L	ND					
4,6-Dinitro-2-methylphenol			50	2.3	ug/L	ND					
4-Bromophenyl phenyl ether			10	0.90	ug/L	ND					
4-Chloro-3-methylphenol			10	0.60	ug/L	ND					
4-Chloroaniline			10	0.33	ug/L	ND					
4-Chlorophenyl phenyl ether			10	0.17	ug/L	ND					
4-Methylphenol			5.0	0.58	ug/L	ND					
4-Nitroaniline			50	0.46	ug/L	ND					
4-Nitrophenol			50	1.5	ug/L	ND					
Acenaphthene			10	0.11	ug/L	ND					
Acenaphthylene			10	0.047	ug/L	ND					
Acetophenone			10	1.0	ug/L	ND					
Anthracene			10	0.056	ug/L	ND					
Atrazine			10	1.1	ug/L	ND					
Benzaldehyde			50	0.27	ug/L	ND					
Benzo(a)anthracene			10	0.064	ug/L	ND					
Benzo(a)pyrene			10	0.091	ug/L	ND					
Benzo(b)fluoranthene			10	0.063	ug/L	ND					
Benzo(ghi)perylene			10	0.078	ug/L	ND					
Benzo(k)fluoranthene			10	0.066	ug/L	ND					
Biphenyl			10	0.65	ug/L	ND					

Benchmark Environmental & Engineering Science
2558 Hamburg Turnpike, Suite 300
Lackawanna, NY 14218

Work Order: RSJ1429

Project: Benchmark - Globe site
Project Number: TURN

Received: 10/27/09
Reported: 11/13/09 16:47

LABORATORY QC DATA

Analyte	Source Result	Spike Level	RL	MDL	Units	Result	% REC	% REC Limits	% RPD	RPD Limit	Data Qualifiers
Semivolatile Organics by GC/MS											
Blank Analyzed: 11/02/09 (Lab Number:9J27116-BLK1, Batch: 9J27116)											
Bis(2-chloroethoxy)methane			10	0.38	ug/L	ND					
Bis(2-chloroethyl)ether			10	0.18	ug/L	ND					
2,2'-Oxybis(1-Chloropropane)			10	4.0	ug/L	ND					
Bis(2-ethylhexyl) phthalate			10	4.8	ug/L	ND					
Butyl benzyl phthalate			10	1.7	ug/L	ND					
Caprolactam			10	4.6	ug/L	ND					
Carbazole			5.0	0.089	ug/L	ND					
Chrysene			10	0.27	ug/L	ND					
Dibenzo(a,h)anthracene			10	0.20	ug/L	ND					
Dibenzofuran			10	1.6	ug/L	ND					
Diethyl phthalate			10	0.11	ug/L	ND					
Dimethyl phthalate			10	0.30	ug/L	ND					
Di-n-butyl phthalate			10	0.30	ug/L	ND					
Di-n-octyl phthalate			10	0.24	ug/L	ND					
Fluoranthene			10	0.098	ug/L	ND					
Fluorene			10	0.074	ug/L	ND					
Hexachlorobenzene			10	0.44	ug/L	ND					
Hexachlorobutadiene			10	2.6	ug/L	ND					
Hexachlorocyclopentadiene			10	2.5	ug/L	ND					
Hexachloroethane			10	2.8	ug/L	ND					
Indeno(1,2,3-cd)pyrene			10	0.15	ug/L	ND					
Isophorone			10	0.32	ug/L	ND					
Naphthalene			10	0.12	ug/L	ND					
Nitrobenzene			10	0.54	ug/L	ND					
N-Nitrosodi-n-propylamine			10	0.45	ug/L	ND					
N-Nitrosodiphenylamine			10	0.26	ug/L	ND					
Pentachlorophenol			50	5.1	ug/L	ND					
Phenanthrene			10	0.11	ug/L	ND					
Phenol			10	0.45	ug/L	ND					
Pyrene			10	0.068	ug/L	ND					
Surrogate: 2,4,6-Tribromophenol					*ug/L*		*91*	*52-132*			
Surrogate: 2-Fluorobiphenyl					*ug/L*		*71*	*48-120*			
Surrogate: 2-Fluorophenol					*ug/L*		*33*	*20-120*			

Benchmark Environmental & Engineering Science
2558 Hamburg Turnpike, Suite 300
Lackawanna, NY 14218

Work Order: RSJ1429

Project: Benchmark - Globe site
Project Number: TURN

Received: 10/27/09
Reported: 11/13/09 16:47

LABORATORY QC DATA

Analyte	Source Result	Spike Level	RL	MDL	Units	Result	% REC	% REC Limits	% RPD	RPD Limit	Data Qualifiers
Semivolatile Organics by GC/MS											
Blank Analyzed: 11/02/09 (Lab Number:9J27116-BLK1, Batch: 9J27116)											
Surrogate: Nitrobenzene-d5					*ug/L*		*70*	*46-120*			
Surrogate: Phenol-d5					*ug/L*		*27*	*16-120*			
Surrogate: p-Terphenyl-d14					*ug/L*		*81*	*24-136*			
LCS Analyzed: 11/02/09 (Lab Number:9J27116-BS1, Batch: 9J27116)											
1,2,4-Trichlorobenzene		100	10	0.11	ug/L	68.6	69	40-120			
1,2-Dichlorobenzene		100	10	1.5	ug/L	62.8	63	33-120			
1,3-Dichlorobenzene		100	10	0.14	ug/L	58.7	59	28-120			
2,4,5-Trichlorophenol		100	25	0.99	ug/L	101	101	65-126			
2,4,6-Trichlorophenol		100	10	0.99	ug/L	102	102	64-120			
2,4-Dichlorophenol		100	10	0.79	ug/L	94.4	94	64-120			
2,4-Dimethylphenol		100	10	0.96	ug/L	93.2	93	57-120			
2,4-Dinitrophenol		100	50	2.2	ug/L	85.8	86	42-153			
2,4-Dinitrotoluene		100	10	0.45	ug/L	114	114	59-125			
2,6-Dinitrotoluene		100	10	0.51	ug/L	112	112	74-134			
2-Chloronaphthalene		100	10	0.084	ug/L	85.2	85	52-120			
2-Chlorophenol		100	10	0.50	ug/L	73.8	74	48-120			
2-Methylnaphthalene		100	10	0.082	ug/L	89.8	90	48-120			
2-Methylphenol		100	10	0.23	ug/L	79.1	79	39-120			
2-Nitroaniline		100	50	0.50	ug/L	75.8	76	67-136			
2-Nitrophenol		100	10	0.60	ug/L	82.6	83	59-120			
3,3'-Dichlorobenzidine		100	20	0.37	ug/L	37.3	37	33-140			
3-Nitroaniline		100	50	1.6	ug/L	92.3	92	69-129			
4,6-Dinitro-2-methylphenol		100	50	2.3	ug/L	104	104	64-159			
4-Bromophenyl phenyl ether		100	10	0.90	ug/L	107	107	71-126			
4-Chloro-3-methylphenol		100	10	0.60	ug/L	115	115	64-120			
4-Chloroaniline		100	10	0.33	ug/L	93.7	94	60-124			
4-Chlorophenyl phenyl ether		100	10	0.17	ug/L	98.3	98	71-122			
4-Methylphenol		100	5.0	0.58	ug/L	75.7	76	36-120			
4-Nitroaniline		100	50	0.46	ug/L	49.7	50	64-135			L5,J
4-Nitrophenol		100	50	1.5	ug/L	66.7	67	16-120			
Acenaphthene		100	10	0.11	ug/L	98.1	98	60-120			
Acenaphthylene		100	10	0.047	ug/L	96.4	96	63-120			
Acetophenone		100	10	1.0	ug/L	80.6	81	45-120			
Anthracene		100	10	0.056	ug/L	107	107	69-131			
Atrazine		100	10	1.1	ug/L	115	115	70-129			

Benchmark Environmental & Engineering Science
2558 Hamburg Turnpike, Suite 300
Lackawanna, NY 14218

Work Order: RSJ1429

Project: Benchmark - Globe site
Project Number: TURN

Received: 10/27/09
Reported: 11/13/09 16:47

LABORATORY QC DATA

Analyte	Source Result	Spike Level	RL	MDL	Units	Result	% REC	% REC Limits	% RPD	RPD Limit	Data Qualifiers
Semivolatile Organics by GC/MS											
LCS Analyzed: 11/02/09 (Lab Number:9J27116-BS1, Batch: 9J27116)											
Benzaldehyde		100	50	0.27	ug/L	92.3	92	30-140			
Benzo(a)anthracene		100	10	0.064	ug/L	108	108	73-138			
Benzo(a)pyrene		100	10	0.091	ug/L	113	113	74-126			
Benzo(b)fluoranthene		100	10	0.063	ug/L	104	104	75-133			
Benzo(ghi)perylene		100	10	0.078	ug/L	130	130	66-152			
Benzo(k)fluoranthene		100	10	0.066	ug/L	105	105	75-133			
Biphenyl		100	10	0.65	ug/L	84.7	85	30-140			
Bis(2-chloroethoxy)methane		100	10	0.38	ug/L	66.8	67	62-120			
Bis(2-chloroethyl)ether		100	10	0.18	ug/L	68.2	68	51-120			
2,2'-Oxybis(1-Chloropropane)		100	10	4.0	ug/L	77.1	77	47-120			
Bis(2-ethylhexyl) phthalate		100	10	4.8	ug/L	115	115	69-136			
Butyl benzyl phthalate		100	10	1.7	ug/L	116	116	62-149			
Caprolactam		100	10	4.6	ug/L	29.7	30	30-140			
Carbazole		100	5.0	0.089	ug/L	107	107	68-133			
Chrysene		100	10	0.27	ug/L	107	107	69-140			
Dibenzo(a,h)anthracene		100	10	0.20	ug/L	135	135	67-144			
Dibenzofuran		100	10	1.6	ug/L	97.9	98	66-120			
Diethyl phthalate		100	10	0.11	ug/L	113	113	78-128			
Dimethyl phthalate		100	10	0.30	ug/L	105	105	73-127			
Di-n-butyl phthalate		100	10	0.30	ug/L	117	117	67-132			
Di-n-octyl phthalate		100	10	0.24	ug/L	110	110	72-145			
Fluoranthene		100	10	0.098	ug/L	106	106	67-133			
Fluorene		100	10	0.074	ug/L	107	107	66-129			
Hexachlorobenzene		100	10	0.44	ug/L	103	103	38-131			
Hexachlorobutadiene		100	10	2.6	ug/L	66.2	66	30-120			
Hexachlorocyclopentadiene		100	10	2.5	ug/L	66.5	67	23-120			
Hexachloroethane		100	10	2.8	ug/L	64.8	65	25-120			
Indeno(1,2,3-cd)pyrene		100	10	0.15	ug/L	134	134	69-146			
Isophorone		100	10	0.32	ug/L	89.4	89	64-120			
Naphthalene		100	10	0.12	ug/L	78.0	78	48-120			
Nitrobenzene		100	10	0.54	ug/L	89.0	89	52-120			
N-Nitrosodi-n-propylamine		100	10	0.45	ug/L	93.8	94	56-120			
N-Nitrosodiphenylamine		100	10	0.26	ug/L	129	129	25-125			L5
Pentachlorophenol		100	50	5.1	ug/L	116	116	39-136			
Phenanthrene		100	10	0.11	ug/L	110	110	67-130			

Benchmark Environmental & Engineering Science
2558 Hamburg Turnpike, Suite 300
Lackawanna, NY 14218

Work Order: RSJ1429

Project: Benchmark - Globe site
Project Number: TURN

Received: 10/27/09
Reported: 11/13/09 16:47

LABORATORY QC DATA

Analyte	Source Result	Spike Level	RL	MDL	Units	Result	% REC	% REC Limits	% RPD	RPD Limit	Data Qualifiers
Semivolatile Organics by GC/MS											
LCS Analyzed: 11/02/09 (Lab Number:9J27116-BS1, Batch: 9J27116)											
Phenol		100	10	0.45	ug/L	31.3	31	17-120			
Pyrene		100	10	0.068	ug/L	108	108	58-136			
Surrogate: 2,4,6-Tribromophenol					*ug/L*		*117*	*52-132*			
Surrogate: 2-Fluorobiphenyl					*ug/L*		*87*	*48-120*			
Surrogate: 2-Fluorophenol					*ug/L*		*40*	*20-120*			
Surrogate: Nitrobenzene-d5					*ug/L*		*89*	*46-120*			
Surrogate: Phenol-d5					*ug/L*		*31*	*16-120*			
Surrogate: p-Terphenyl-d14					*ug/L*		*87*	*24-136*			
Matrix Spike Analyzed: 11/02/09 (Lab Number:9J27116-MS1, Batch: 9J27116)											
QC Source Sample: RSJ1429-01											
1,2,4-Trichlorobenzene	ND	94.3	9.4	0.11	ug/L	58.8	62	40-120			
1,2-Dichlorobenzene	ND	94.3	9.4	1.4	ug/L	53.8	57	33-120			
1,3-Dichlorobenzene	ND	94.3	9.4	0.13	ug/L	51.7	55	28-120			
2,4,5-Trichlorophenol	ND	94.3	24	0.93	ug/L	91.0	96	65-126			
2,4,6-Trichlorophenol	ND	94.3	9.4	0.94	ug/L	88.3	94	64-120			
2,4-Dichlorophenol	ND	94.3	9.4	0.74	ug/L	77.6	82	64-120			
2,4-Dimethylphenol	ND	94.3	9.4	0.91	ug/L	79.1	84	57-120			
2,4-Dinitrophenol	ND	94.3	47	2.1	ug/L	85.3	90	42-153			
2,4-Dinitrotoluene	ND	94.3	9.4	0.42	ug/L	104	111	59-125			
2,6-Dinitrotoluene	ND	94.3	9.4	0.48	ug/L	93.8	99	74-134			
2-Chloronaphthalene	ND	94.3	9.4	0.079	ug/L	73.3	78	52-120			
2-Chlorophenol	ND	94.3	9.4	0.48	ug/L	59.3	63	48-120			
2-Methylnaphthalene	ND	94.3	9.4	0.077	ug/L	74.0	78	48-120			
2-Methylphenol	ND	94.3	9.4	0.22	ug/L	61.3	65	39-120			
2-Nitroaniline	ND	94.3	47	0.47	ug/L	111	117	67-136			
2-Nitrophenol	ND	94.3	9.4	0.57	ug/L	69.7	74	59-120			
3,3'-Dichlorobenzidine	ND	94.3	19	0.35	ug/L	33.3	35	33-140			
3-Nitroaniline	ND	94.3	47	1.5	ug/L	87.5	93	69-129			
4,6-Dinitro-2-methylphenol	ND	94.3	47	2.1	ug/L	101	108	64-159			
4-Bromophenyl phenyl ether	ND	94.3	9.4	0.85	ug/L	92.5	98	71-126			
4-Chloro-3-methylphenol	ND	94.3	9.4	0.56	ug/L	96.2	102	64-120			
4-Chloroaniline	ND	94.3	9.4	0.31	ug/L	79.3	84	60-124			
4-Chlorophenyl phenyl ether	ND	94.3	9.4	0.16	ug/L	83.6	89	71-122			

Benchmark Environmental & Engineering Science
2558 Hamburg Turnpike, Suite 300
Lackawanna, NY 14218

Work Order: RSJ1429

Project: Benchmark - Globe site
Project Number: TURN

Received: 10/27/09
Reported: 11/13/09 16:47

LABORATORY QC DATA

Analyte	Source Result	Spike Level	RL	MDL	Units	Result	% REC	% REC Limits	% RPD	RPD Limit	Data Qualifiers
Semivolatile Organics by GC/MS											
Matrix Spike Analyzed: 11/02/09 (Lab Number:9J27116-MS1, Batch: 9J27116)											
QC Source Sample: RSJ1429-01											
4-Methylphenol	ND	94.3	4.7	0.55	ug/L	60.1	64	36-120			
4-Nitroaniline	ND	94.3	47	0.43	ug/L	88.7	94	64-135			L2
4-Nitrophenol	ND	94.3	47	1.4	ug/L	55.5	59	16-120			
Acenaphthene	ND	94.3	9.4	0.11	ug/L	83.8	89	60-120			
Acenaphthylene	ND	94.3	9.4	0.044	ug/L	81.6	86	63-120			
Acetophenone	ND	94.3	9.4	0.96	ug/L	70.4	75	45-120			
Anthracene	ND	94.3	9.4	0.053	ug/L	94.7	100	69-131			
Atrazine	ND	94.3	9.4	1.0	ug/L	91.0	96	70-129			
Benzaldehyde	ND	94.3	47	0.25	ug/L	67.8	72	30-140			
Benzo(a)anthracene	ND	94.3	9.4	0.060	ug/L	87.4	93	73-138			
Benzo(a)pyrene	ND	94.3	9.4	0.086	ug/L	90.0	95	74-126			
Benzo(b)fluoranthene	ND	94.3	9.4	0.059	ug/L	79.1	84	75-133			
Benzo(ghi)perylene	ND	94.3	9.4	0.074	ug/L	105	111	66-152			
Benzo(k)fluoranthene	ND	94.3	9.4	0.062	ug/L	83.5	89	75-133			
Biphenyl	ND	94.3	9.4	0.62	ug/L	70.6	75	30-140			
Bis(2-chloroethoxy)methane	ND	94.3	9.4	0.35	ug/L	54.6	58	62-120			M8
Bis(2-chloroethyl)ether	ND	94.3	9.4	0.17	ug/L	58.2	62	51-120			
2,2'-Oxybis(1-Chloropropane)	ND	94.3	9.4	3.8	ug/L	65.1	69	47-120			
Bis(2-ethylhexyl) phthalate	ND	94.3	9.4	4.5	ug/L	88.0	93	69-136			
Butyl benzyl phthalate	ND	94.3	9.4	1.6	ug/L	96.2	102	62-149			
Caprolactam	ND	94.3	9.4	4.3	ug/L	24.2	26	30-140			M8
Carbazole	ND	94.3	4.7	0.084	ug/L	96.3	102	68-133			
Chrysene	ND	94.3	9.4	0.26	ug/L	85.2	90	69-140			
Dibenzo(a,h)anthracene	ND	94.3	9.4	0.19	ug/L	110	116	67-144			
Dibenzofuran	ND	94.3	9.4	1.5	ug/L	83.4	88	66-120			
Diethyl phthalate	ND	94.3	9.4	0.10	ug/L	100	106	78-128			
Dimethyl phthalate	ND	94.3	9.4	0.28	ug/L	91.7	97	73-127			
Di-n-butyl phthalate	0.491	94.3	9.4	0.28	ug/L	101	106	67-132			
Di-n-octyl phthalate	ND	94.3	9.4	0.23	ug/L	84.2	89	72-145			
Fluoranthene	ND	94.3	9.4	0.092	ug/L	90.3	96	67-133			
Fluorene	ND	94.3	9.4	0.070	ug/L	92.6	98	66-129			
Hexachlorobenzene	ND	94.3	9.4	0.42	ug/L	83.8	89	38-131			
Hexachlorobutadiene	ND	94.3	9.4	2.4	ug/L	55.2	59	30-120			
Hexachlorocyclopentadiene	ND	94.3	9.4	2.4	ug/L	58.4	62	23-120			
Hexachloroethane	ND	94.3	9.4	2.7	ug/L	55.9	59	25-120			

Benchmark Environmental & Engineering Science
2558 Hamburg Turnpike, Suite 300
Lackawanna, NY 14218

Work Order: RSJ1429

Project: Benchmark - Globe site
Project Number: TURN

Received: 10/27/09
Reported: 11/13/09 16:47

LABORATORY QC DATA

Analyte	Source Result	Spike Level	RL	MDL	Units	Result	% REC	% REC Limits	% RPD	RPD Limit	Data Qualifiers
Semivolatile Organics by GC/MS											
Matrix Spike Analyzed: 11/02/09 (Lab Number:9J27116-MS1, Batch: 9J27116)											
QC Source Sample: RSJ1429-01											
Indeno(1,2,3-cd)pyrene	ND	94.3	9.4	0.14	ug/L	110	117	69-146			
Isophorone	ND	94.3	9.4	0.30	ug/L	72.6	77	64-120			
Naphthalene	ND	94.3	9.4	0.11	ug/L	66.0	70	48-120			
Nitrobenzene	ND	94.3	9.4	0.51	ug/L	72.9	77	52-120			
N-Nitrosodi-n-propylamine	ND	94.3	9.4	0.43	ug/L	78.5	83	56-120			
N-Nitrosodiphenylamine	ND	94.3	9.4	0.25	ug/L	118	125	25-125			L1
Pentachlorophenol	ND	94.3	47	4.8	ug/L	114	120	39-136			
Phenanthrene	ND	94.3	9.4	0.11	ug/L	96.0	102	67-130			
Phenol	ND	94.3	9.4	0.42	ug/L	23.3	25	17-120			
Pyrene	ND	94.3	9.4	0.064	ug/L	92.2	98	58-136			
Surrogate: 2,4,6-Tribromophenol					*ug/L*		*109*	*52-132*			
Surrogate: 2-Fluorobiphenyl					*ug/L*		*74*	*48-120*			
Surrogate: 2-Fluorophenol					*ug/L*		*33*	*20-120*			
Surrogate: Nitrobenzene-d5					*ug/L*		*77*	*46-120*			
Surrogate: Phenol-d5					*ug/L*		*26*	*16-120*			
Surrogate: p-Terphenyl-d14					*ug/L*		*58*	*24-136*			
Matrix Spike Dup Analyzed: 11/02/09 (Lab Number:9J27116-MSD1, Batch: 9J27116)											
QC Source Sample: RSJ1429-01											
1,2,4-Trichlorobenzene	ND	118	12	0.13	ug/L	85.1	72	40-120	37	30	R2
1,2-Dichlorobenzene	ND	118	12	1.8	ug/L	77.2	66	33-120	36	29	R2
1,3-Dichlorobenzene	ND	118	12	0.16	ug/L	74.9	64	28-120	37	37	
2,4,5-Trichlorophenol	ND	118	29	1.2	ug/L	124	105	65-126	31	18	R2
2,4,6-Trichlorophenol	ND	118	12	1.2	ug/L	123	104	64-120	33	19	R2
2,4-Dichlorophenol	ND	118	12	0.93	ug/L	115	98	64-120	39	19	R2
2,4-Dimethylphenol	ND	118	12	1.1	ug/L	116	99	57-120	38	42	
2,4-Dinitrophenol	ND	118	59	2.6	ug/L	115	98	42-153	30	22	R2
2,4-Dinitrotoluene	ND	118	12	0.53	ug/L	134	114	59-125	25	20	R2
2,6-Dinitrotoluene	ND	118	12	0.60	ug/L	126	107	74-134	29	15	R2
2-Chloronaphthalene	ND	118	12	0.099	ug/L	106	90	52-120	36	21	R2
2-Chlorophenol	ND	118	12	0.59	ug/L	92.7	79	48-120	44	25	R2
2-Methylnaphthalene	ND	118	12	0.096	ug/L	107	91	48-120	36	21	R2
2-Methylphenol	ND	118	12	0.27	ug/L	104	89	39-120	52	27	R2
2-Nitroaniline	ND	118	59	0.59	ug/L	151	128	67-136	31	15	R2

Benchmark Environmental & Engineering Science
2558 Hamburg Turnpike, Suite 300
Lackawanna, NY 14218

Work Order: RSJ1429

Project: Benchmark - Globe site
Project Number: TURN

Received: 10/27/09
Reported: 11/13/09 16:47

LABORATORY QC DATA

Analyte	Source Result	Spike Level	RL	MDL	Units	Result	% REC	% REC Limits	% RPD	RPD Limit	Data Qualifiers
Semivolatile Organics by GC/MS											
Matrix Spike Dup Analyzed: 11/02/09 (Lab Number:9J27116-MSD1, Batch: 9J27116)											
QC Source Sample: RSJ1429-01											
2-Nitrophenol	ND	118	12	0.71	ug/L	101	86	59-120	37	18	R2
3,3'-Dichlorobenzidine	ND	118	24	0.44	ug/L	61.9	53	33-140	60	25	R2
3-Nitroaniline	ND	118	59	1.8	ug/L	122	104	69-129	33	19	R2
4,6-Dinitro-2-methylphenol	ND	118	59	2.7	ug/L	129	110	64-159	24	15	R2
4-Bromophenyl phenyl ether	ND	118	12	1.1	ug/L	124	105	71-126	29	15	R2
4-Chloro-3-methylphenol	ND	118	12	0.70	ug/L	132	113	64-120	32	27	R2
4-Chloroaniline	ND	118	12	0.39	ug/L	111	94	60-124	33	22	R2
4-Chlorophenyl phenyl ether	ND	118	12	0.20	ug/L	115	98	71-122	32	16	R2
4-Methylphenol	ND	118	5.9	0.68	ug/L	95.4	81	36-120	45	24	R2
4-Nitroaniline	ND	118	59	0.54	ug/L	121	103	64-135	31	24	R2,L2
4-Nitrophenol	ND	118	59	1.8	ug/L	96.8	82	16-120	54	48	R2
Acenaphthene	ND	118	12	0.13	ug/L	116	99	60-120	32	24	R2
Acenaphthylene	ND	118	12	0.055	ug/L	115	98	63-120	34	18	R2
Acetophenone	ND	118	12	1.2	ug/L	101	86	45-120	35	20	R2
Anthracene	ND	118	12	0.066	ug/L	127	108	69-131	29	15	R2
Atrazine	ND	118	12	1.3	ug/L	127	108	70-129	33	20	R2
Benzaldehyde	ND	118	59	0.31	ug/L	97.0	82	30-140	35	20	R2
Benzo(a)anthracene	ND	118	12	0.075	ug/L	116	98	73-138	28	15	R2
Benzo(a)pyrene	ND	118	12	0.11	ug/L	119	101	74-126	28	15	R2
Benzo(b)fluoranthene	ND	118	12	0.074	ug/L	106	90	75-133	29	15	R2
Benzo(ghi)perylene	ND	118	12	0.092	ug/L	140	119	66-152	29	15	R2
Benzo(k)fluoranthene	ND	118	12	0.078	ug/L	114	97	75-133	31	22	R2
Biphenyl	ND	118	12	0.77	ug/L	102	87	30-140	37	20	R2
Bis(2-chloroethoxy)methane	ND	118	12	0.44	ug/L	79.5	68	62-120	37	17	R2
Bis(2-chloroethyl)ether	ND	118	12	0.21	ug/L	83.8	71	51-120	36	21	R2
2,2'-Oxybis(1-Chloropropane)	ND	118	12	4.7	ug/L	93.9	80	47-120	36	24	R2
Bis(2-ethylhexyl) phthalate	ND	118	12	5.6	ug/L	119	101	69-136	30	15	R2
Butyl benzyl phthalate	ND	118	12	2.0	ug/L	123	105	62-149	25	16	R2
Caprolactam	ND	118	12	5.4	ug/L	40.6	34	30-140	50	20	R2
Carbazole	ND	118	5.9	0.10	ug/L	130	111	68-133	30	20	R2
Chrysene	ND	118	12	0.32	ug/L	113	96	69-140	28	15	R2
Dibenzo(a,h)anthracene	ND	118	12	0.24	ug/L	150	127	67-144	31	15	R2
Dibenzofuran	ND	118	12	1.9	ug/L	118	101	66-120	35	15	R2

Benchmark Environmental & Engineering Science
2558 Hamburg Turnpike, Suite 300
Lackawanna, NY 14218

Work Order: RSJ1429

Project: Benchmark - Globe site
Project Number: TURN

Received: 10/27/09
Reported: 11/13/09 16:47

LABORATORY QC DATA

Analyte	Source Result	Spike Level	RL	MDL	Units	Result	% REC	% REC Limits	% RPD	RPD Limit	Data Qualifiers
Semivolatile Organics by GC/MS											
Matrix Spike Dup Analyzed: 11/02/09 (Lab Number:9J27116-MSD1, Batch: 9J27116)											
QC Source Sample: RSJ1429-01											
Diethyl phthalate	ND	118	12	0.13	ug/L	139	118	78-128	33	15	R2
Dimethyl phthalate	ND	118	12	0.35	ug/L	127	108	73-127	32	15	R2
Di-n-butyl phthalate	0.491	118	12	0.35	ug/L	135	114	67-132	29	15	R2
Di-n-octyl phthalate	ND	118	12	0.28	ug/L	113	96	72-145	29	16	R2
Fluoranthene	ND	118	12	0.12	ug/L	124	105	67-133	32	15	R2
Fluorene	ND	118	12	0.087	ug/L	128	109	66-129	32	15	R2
Hexachlorobenzene	ND	118	12	0.52	ug/L	114	97	38-131	31	15	R2
Hexachlorobutadiene	ND	118	12	3.0	ug/L	81.1	69	30-120	38	44	
Hexachlorocyclopentadiene	ND	118	12	2.9	ug/L	84.4	72	23-120	36	49	
Hexachloroethane	ND	118	12	3.3	ug/L	79.8	68	25-120	35	46	
Indeno(1,2,3-cd)pyrene	ND	118	12	0.18	ug/L	149	127	69-146	30	15	R2
Isophorone	ND	118	12	0.38	ug/L	108	92	64-120	39	17	R2
Naphthalene	ND	118	12	0.14	ug/L	94.1	80	48-120	35	29	R2
Nitrobenzene	ND	118	12	0.63	ug/L	109	93	52-120	40	24	R2
N-Nitrosodi-n-propylamine	ND	118	12	0.53	ug/L	113	96	56-120	36	31	R2
N-Nitrosodiphenylamine	ND	118	12	0.31	ug/L	157	134	25-125	29	15	R2,M11,L1
Pentachlorophenol	ND	118	59	6.0	ug/L	153	130	39-136	30	37	
Phenanthrene	ND	118	12	0.13	ug/L	129	109	67-130	29	15	R2
Phenol	ND	118	12	0.52	ug/L	44.9	38	17-120	63	34	R2
Pyrene	ND	118	12	0.080	ug/L	119	101	58-136	26	19	R2
Surrogate: 2,4,6-Tribromophenol					*ug/L*		*121*	*52-132*			
Surrogate: 2-Fluorobiphenyl					*ug/L*		*88*	*48-120*			
Surrogate: 2-Fluorophenol					*ug/L*		*47*	*20-120*			
Surrogate: Nitrobenzene-d5					*ug/L*		*94*	*46-120*			
Surrogate: Phenol-d5					*ug/L*		*38*	*16-120*			
Surrogate: p-Terphenyl-d14					*ug/L*		*63*	*24-136*			

Benchmark Environmental & Engineering Science
2558 Hamburg Turnpike, Suite 300
Lackawanna, NY 14218

Work Order: RSJ1429

Project: Benchmark - Globe site
Project Number: TURN

Received: 10/27/09
Reported: 11/13/09 16:47

LABORATORY QC DATA

Analyte	Source Result	Spike Level	RL	MDL	Units	Result	% REC	% REC Limits	% RPD	RPD Limit	Data Qualifiers
Total Metals by SW 846 Series Methods											
Blank Analyzed: 10/28/09 (Lab Number:9J28046-BLK1, Batch: 9J28046)											
Mercury			0.0002	NR	mg/L	ND					
LCS Analyzed: 10/28/09 (Lab Number:9J28046-BS1, Batch: 9J28046)											
Mercury		0.00667	0.0002	NR	mg/L	0.00680	102	80-120			
Matrix Spike Analyzed: 10/28/09 (Lab Number:9J28046-MS2, Batch: 9J28046)											
QC Source Sample: RSJ1429-01											
Mercury	ND	0.00667	0.0002	NR	mg/L	ND		75-125			
Matrix Spike Dup Analyzed: 10/28/09 (Lab Number:9J28046-MSD2, Batch: 9J28046)											
QC Source Sample: RSJ1429-01											
Mercury	ND	0.00667	0.0002	NR	mg/L	ND		75-125		20	
Total Metals by SW 846 Series Methods											
Blank Analyzed: 10/30/09 (Lab Number:9J28053-BLK1, Batch: 9J28053)											
Aluminum			0.200	NR	mg/L	ND					B
Antimony			0.0200	NR	mg/L	ND					
Arsenic			0.0100	NR	mg/L	ND					
Barium			0.0020	NR	mg/L	ND					
Beryllium			0.0020	NR	mg/L	ND					
Cadmium			0.0010	NR	mg/L	ND					
Calcium			0.5	NR	mg/L	ND					B
Chromium			0.0040	NR	mg/L	ND					
Cobalt			0.0040	NR	mg/L	ND					
Copper			0.0100	NR	mg/L	ND					
Iron			0.050	NR	mg/L	ND					B
Lead			0.0050	NR	mg/L	ND					
Magnesium			0.200	NR	mg/L	ND					B
Manganese			0.0030	NR	mg/L	ND					B
Nickel			0.0100	NR	mg/L	ND					
Potassium			0.500	NR	mg/L	ND					
Selenium			0.0150	NR	mg/L	ND					
Silver			0.0030	NR	mg/L	ND					
Sodium			1.0	NR	mg/L	ND					
Thallium			0.0200	NR	mg/L	ND					
Vanadium			0.0050	NR	mg/L	ND					
Zinc			0.0100	NR	mg/L	ND					B
LCS Analyzed: 10/30/09 (Lab Number:9J28053-BS1, Batch: 9J28053)											
Aluminum		10.0	0.200	NR	mg/L	9.78	98	80-120			

Benchmark Environmental & Engineering Science
2558 Hamburg Turnpike, Suite 300
Lackawanna, NY 14218

Work Order: RSJ1429

Project: Benchmark - Globe site
Project Number: TURN

Received: 10/27/09
Reported: 11/13/09 16:47

LABORATORY QC DATA

Analyte	Source Result	Spike Level	RL	MDL	Units	Result	% REC	% REC Limits	% RPD	RPD Limit	Data Qualifiers
Total Metals by SW 846 Series Methods											
LCS Analyzed: 10/30/09 (Lab Number:9J28053-BS1, Batch: 9J28053)											
Antimony		0.200	0.0200	NR	mg/L	0.204	102	80-120			
Arsenic		0.200	0.0100	NR	mg/L	0.204	102	80-120			
Barium		0.200	0.0020	NR	mg/L	0.203	101	80-120			
Beryllium		0.200	0.0020	NR	mg/L	0.198	99	80-120			
Cadmium		0.200	0.0010	NR	mg/L	0.199	100	80-120			
Calcium		10.0	0.5	NR	mg/L	10.1	101	80-120			
Chromium		0.200	0.0040	NR	mg/L	0.199	100	80-120			
Cobalt		0.200	0.0040	NR	mg/L	0.201	101	80-120			
Copper		0.200	0.0100	NR	mg/L	0.201	101	80-120			
Iron		10.0	0.050	NR	mg/L	9.74	97	80-120			
Lead		0.200	0.0050	NR	mg/L	0.202	101	80-120			
Magnesium		10.0	0.200	NR	mg/L	10.2	102	80-120			
Manganese		0.200	0.0030	NR	mg/L	0.199	99	80-120			
Nickel		0.200	0.0100	NR	mg/L	0.199	100	80-120			
Potassium		10.0	0.500	NR	mg/L	10.3	103	80-120			
Selenium		0.200	0.0150	NR	mg/L	0.202	101	80-120			
Silver		0.0500	0.0030	NR	mg/L	0.0496	99	80-120			
Sodium		10.0	1.0	NR	mg/L	9.71	97	80-120			
Thallium		0.200	0.0200	NR	mg/L	0.208	104	80-120			
Vanadium		0.200	0.0050	NR	mg/L	0.202	101	80-120			
Zinc		0.200	0.0100	NR	mg/L	0.201	101	80-120			
Matrix Spike Analyzed: 10/30/09 (Lab Number:9J28053-MS1, Batch: 9J28053)											
QC Source Sample: RSJ1429-01											
Aluminum	1.86	10.0	0.200	NR	mg/L	11.4	95	75-125			
Antimony	ND	0.200	0.0200	NR	mg/L	0.207	103	75-125			
Arsenic	ND	0.200	0.0100	NR	mg/L	0.213	106	75-125			
Barium	0.127	0.200	0.0020	NR	mg/L	0.332	102	75-125			
Beryllium	ND	0.200	0.0020	NR	mg/L	0.203	101	75-125			
Cadmium	ND	0.200	0.0010	NR	mg/L	0.198	99	75-125			
Calcium	165	10.0	0.5	NR	mg/L	174	85	75-125			
Chromium	0.00240	0.200	0.0040	NR	mg/L	0.204	101	75-125			
Cobalt	0.00175	0.200	0.0040	NR	mg/L	0.203	101	75-125			
Copper	0.00182	0.200	0.0100	NR	mg/L	0.207	103	75-125			
Iron	1.55	10.0	0.050	NR	mg/L	11.3	97	75-125			
Lead	0.00816	0.200	0.0050	NR	mg/L	0.209	100	75-125			
Magnesium	63.0	10.0	0.200	NR	mg/L	72.5	95	75-125			
Manganese	0.216	0.200	0.0030	NR	mg/L	0.412	98	75-125			

Benchmark Environmental & Engineering Science
2558 Hamburg Turnpike, Suite 300
Lackawanna, NY 14218

Work Order: RSJ1429

Project: Benchmark - Globe site
Project Number: TURN

Received: 10/27/09
Reported: 11/13/09 16:47

LABORATORY QC DATA

Analyte	Source Result	Spike Level	RL	MDL	Units	Result	% REC	% REC Limits	% RPD	RPD Limit	Data Qualifiers
Total Metals by SW 846 Series Methods											
Matrix Spike Analyzed: 10/30/09 (Lab Number:9J28053-MS1, Batch: 9J28053)											
QC Source Sample: RSJ1429-01											
Nickel	0.00665	0.200	0.0100	NR	mg/L	0.205	99	75-125			
Potassium	4.35	10.0	0.500	NR	mg/L	15.0	106	75-125			
Selenium	ND	0.200	0.0150	NR	mg/L	0.203	101	75-125			
Silver	ND	0.0500	0.0030	NR	mg/L	0.0504	101	75-125			
Sodium	59.7	10.0	1.0	NR	mg/L	69.6	99	75-125			
Thallium	ND	0.200	0.0200	NR	mg/L	0.201	100	75-125			
Vanadium	0.00449	0.200	0.0050	NR	mg/L	0.209	102	75-125			
Zinc	0.0190	0.200	0.0100	NR	mg/L	0.215	98	75-125			
Matrix Spike Dup Analyzed: 10/30/09 (Lab Number:9J28053-MSD1, Batch: 9J28053)											
QC Source Sample: RSJ1429-01											
Aluminum	1.86	10.0	0.200	NR	mg/L	11.1	93	75-125	2	20	
Antimony	ND	0.200	0.0200	NR	mg/L	0.203	101	75-125	2	20	
Arsenic	ND	0.200	0.0100	NR	mg/L	0.208	104	75-125	2	20	
Barium	0.127	0.200	0.0020	NR	mg/L	0.324	99	75-125	2	20	
Beryllium	ND	0.200	0.0020	NR	mg/L	0.201	100	75-125	1	20	
Cadmium	ND	0.200	0.0010	NR	mg/L	0.196	98	75-125	1	20	
Calcium	165	10.0	0.5	NR	mg/L	170	53	75-125	2	20	MHA
Chromium	0.00240	0.200	0.0040	NR	mg/L	0.203	100	75-125	0.7	20	
Cobalt	0.00175	0.200	0.0040	NR	mg/L	0.201	100	75-125	1	20	
Copper	0.00182	0.200	0.0100	NR	mg/L	0.205	101	75-125	1	20	
Iron	1.55	10.0	0.050	NR	mg/L	11.0	95	75-125	2	20	
Lead	0.00816	0.200	0.0050	NR	mg/L	0.212	102	75-125	2	20	
Magnesium	63.0	10.0	0.200	NR	mg/L	71.2	82	75-125	2	20	
Manganese	0.216	0.200	0.0030	NR	mg/L	0.399	92	75-125	3	20	
Nickel	0.00665	0.200	0.0100	NR	mg/L	0.203	98	75-125	1	20	
Potassium	4.35	10.0	0.500	NR	mg/L	14.7	103	75-125	2	20	
Selenium	ND	0.200	0.0150	NR	mg/L	0.201	101	75-125	0.8	20	
Silver	ND	0.0500	0.0030	NR	mg/L	0.0496	99	75-125	2	20	
Sodium	59.7	10.0	1.0	NR	mg/L	68.4	88	75-125	2	20	
Thallium	ND	0.200	0.0200	NR	mg/L	0.201	100	75-125	0.1	20	
Vanadium	0.00449	0.200	0.0050	NR	mg/L	0.207	101	75-125	0.9	20	
Zinc	0.0190	0.200	0.0100	NR	mg/L	0.214	97	75-125	0.4	20	
Total Metals by SW 846 Series Methods											
Blank Analyzed: 11/02/09 (Lab Number:9K02046-BLK1, Batch: 9K02046)											
Mercury			0.0002	NR	mg/L	ND					

Benchmark Environmental & Engineering Science
2558 Hamburg Turnpike, Suite 300
Lackawanna, NY 14218

Work Order: RSJ1429

Project: Benchmark - Globe site
Project Number: TURN

Received: 10/27/09
Reported: 11/13/09 16:47

LABORATORY QC DATA

Analyte	Source Result	Spike Level	RL	MDL	Units	Result	% REC	% REC Limits	% RPD	RPD Limit	Data Qualifiers
Total Metals by SW 846 Series Methods											
LCS Analyzed: 11/02/09 (Lab Number:9K02046-BS1, Batch: 9K02046)											
Mercury		0.00667	0.0002	NR	mg/L	0.00672	101	80-120			
Matrix Spike Analyzed: 11/02/09 (Lab Number:9K02046-MS1, Batch: 9K02046)											
QC Source Sample: RSJ1429-01RE1											
Mercury	ND	0.00667	0.0002	NR	mg/L	0.00690	104	75-125			
Matrix Spike Dup Analyzed: 11/02/09 (Lab Number:9K02046-MSD1, Batch: 9K02046)											
QC Source Sample: RSJ1429-01RE1											
Mercury	ND	0.00667	0.0002	NR	mg/L	0.00680	102	75-125	1	20	

Benchmark Environmental & Engineering Science
2558 Hamburg Turnpike, Suite 300
Lackawanna, NY 14218

Work Order: RSJ1429

Project: Benchmark - Globe site
Project Number: TURN

Received: 10/27/09
Reported: 11/13/09 16:47

LABORATORY QC DATA

Analyte	Source Result	Spike Level	RL	MDL	Units	Result	% REC	% REC Limits	% RPD	RPD Limit	Data Qualifiers
Dissolved Metals by SW 846 Series Methods											
Blank Analyzed: 10/29/09 (Lab Number:9J28044-BLK1, Batch: 9J28044)											
Aluminum			0.200	NR	mg/L	ND					P7
Antimony			0.0200	NR	mg/L	ND					P7
Arsenic			0.0100	NR	mg/L	ND					P7
Barium			0.0020	NR	mg/L	ND					P7
Beryllium			0.0020	NR	mg/L	ND					P7
Cadmium			0.0010	NR	mg/L	ND					P7
Calcium			0.5	NR	mg/L	ND					B,P7
Chromium			0.0040	NR	mg/L	ND					P7
Cobalt			0.0040	NR	mg/L	ND					P7
Copper			0.0100	NR	mg/L	ND					P7
Iron			0.050	NR	mg/L	ND					P7
Lead			0.0050	NR	mg/L	ND					P7
Magnesium			0.200	NR	mg/L	ND					P7
Manganese			0.0030	NR	mg/L	ND					B,P7
Nickel			0.0100	NR	mg/L	ND					B,P7
Potassium			0.500	NR	mg/L	ND					P7
Selenium			0.0150	NR	mg/L	ND					P7
Silver			0.0030	NR	mg/L	ND					P7
Sodium			1.0	NR	mg/L	ND					P7
Thallium			0.0200	NR	mg/L	ND					P7
Vanadium			0.0050	NR	mg/L	ND					P7
Zinc			0.0100	NR	mg/L	ND					B,P7
LCS Analyzed: 10/29/09 (Lab Number:9J28044-BS1, Batch: 9J28044)											
Aluminum		10.0	0.200	NR	mg/L	9.77	98	80-120			P7
Antimony		0.200	0.0200	NR	mg/L	0.200	100	80-120			P7
Arsenic		0.200	0.0100	NR	mg/L	0.202	101	80-120			P7
Barium		0.200	0.0020	NR	mg/L	0.202	101	80-120			P7
Beryllium		0.200	0.0020	NR	mg/L	0.198	99	80-120			P7
Cadmium		0.200	0.0010	NR	mg/L	0.199	99	80-120			P7
Calcium		10.0	0.5	NR	mg/L	10.2	102	80-120			P7
Chromium		0.200	0.0040	NR	mg/L	0.201	100	80-120			P7
Cobalt		0.200	0.0040	NR	mg/L	0.202	101	80-120			P7
Copper		0.200	0.0100	NR	mg/L	0.204	102	80-120			P7
Iron		10.0	0.050	NR	mg/L	9.81	98	80-120			P7
Lead		0.200	0.0050	NR	mg/L	0.202	101	80-120			P7
Magnesium		10.0	0.200	NR	mg/L	10.1	101	80-120			P7
Manganese		0.200	0.0030	NR	mg/L	0.201	100	80-120			P7

Benchmark Environmental & Engineering Science
2558 Hamburg Turnpike, Suite 300
Lackawanna, NY 14218

Work Order: RSJ1429

Project: Benchmark - Globe site
Project Number: TURN

Received: 10/27/09
Reported: 11/13/09 16:47

LABORATORY QC DATA

Analyte	Source Result	Spike Level	RL	MDL	Units	Result	% REC	% REC Limits	% RPD	RPD Limit	Data Qualifiers
Dissolved Metals by SW 846 Series Methods											
LCS Analyzed: 10/29/09 (Lab Number:9J28044-BS1, Batch: 9J28044)											
Nickel		0.200	0.0100	NR	mg/L	0.204	102	80-120			P7
Potassium		10.0	0.500	NR	mg/L	9.79	98	80-120			P7
Selenium		0.200	0.0150	NR	mg/L	0.204	102	80-120			P7
Silver		0.0500	0.0030	NR	mg/L	0.0498	100	80-120			P7
Sodium		10.0	1.0	NR	mg/L	10.1	101	80-120			P7
Thallium		0.200	0.0200	NR	mg/L	0.196	98	80-120			P7
Vanadium		0.200	0.0050	NR	mg/L	0.202	101	80-120			P7
Zinc		0.200	0.0100	NR	mg/L	0.209	105	80-120			P7
Matrix Spike Analyzed: 10/29/09 (Lab Number:9J28044-MS1, Batch: 9J28044)											
QC Source Sample: RSJ1429-01											
Aluminum	ND	10.0	0.200	NR	mg/L	9.90	99	75-125			P7
Antimony	ND	0.200	0.0200	NR	mg/L	0.207	103	75-125			P7
Arsenic	ND	0.200	0.0100	NR	mg/L	0.206	103	75-125			P7
Barium	0.109	0.200	0.0020	NR	mg/L	0.315	103	75-125			P7
Beryllium	ND	0.200	0.0020	NR	mg/L	0.198	99	75-125			P7
Cadmium	ND	0.200	0.0010	NR	mg/L	0.195	97	75-125			P7
Calcium	142	10.0	0.5	NR	mg/L	156	140	75-125			P7,MHA
Chromium	ND	0.200	0.0040	NR	mg/L	0.199	100	75-125			P7
Cobalt	0.000860	0.200	0.0040	NR	mg/L	0.199	99	75-125			P7
Copper	ND	0.200	0.0100	NR	mg/L	0.207	104	75-125			P7
Iron	ND	10.0	0.050	NR	mg/L	9.68	97	75-125			P7
Lead	ND	0.200	0.0050	NR	mg/L	0.197	99	75-125			P7
Magnesium	52.6	10.0	0.200	NR	mg/L	64.8	122	75-125			P7
Manganese	0.217	0.200	0.0030	NR	mg/L	0.395	89	75-125			P7
Nickel	0.00714	0.200	0.0100	NR	mg/L	0.200	97	75-125			P7
Potassium	3.40	10.0	0.500	NR	mg/L	14.3	109	75-125			P7
Selenium	ND	0.200	0.0150	NR	mg/L	0.206	103	75-125			P7
Silver	ND	0.0500	0.0030	NR	mg/L	0.0511	102	75-125			P7
Sodium	52.8	10.0	1.0	NR	mg/L	65.4	126	75-125			P7,MHA
Thallium	ND	0.200	0.0200	NR	mg/L	0.196	98	75-125			P7
Vanadium	0.00138	0.200	0.0050	NR	mg/L	0.201	100	75-125			P7
Zinc	0.00774	0.200	0.0100	NR	mg/L	0.198	95	75-125			P7
Matrix Spike Dup Analyzed: 10/29/09 (Lab Number:9J28044-MSD1, Batch: 9J28044)											
QC Source Sample: RSJ1429-01											
Aluminum	ND	10.0	0.200	NR	mg/L	10.0	100	75-125	1	20	P7
Antimony	ND	0.200	0.0200	NR	mg/L	0.209	105	75-125	1	20	P7
Arsenic	ND	0.200	0.0100	NR	mg/L	0.210	105	75-125	2	20	P7

Benchmark Environmental & Engineering Science
2558 Hamburg Turnpike, Suite 300
Lackawanna, NY 14218

Work Order: RSJ1429

Project: Benchmark - Globe site
Project Number: TURN

Received: 10/27/09
Reported: 11/13/09 16:47

LABORATORY QC DATA

Analyte	Source Result	Spike Level	RL	MDL	Units	Result	% REC	% REC Limits	% RPD	RPD Limit	Data Qualifiers
Dissolved Metals by SW 846 Series Methods											
Matrix Spike Dup Analyzed: 10/29/09 (Lab Number:9J28044-MSD1, Batch: 9J28044)											
QC Source Sample: RSJ1429-01											
Barium	0.109	0.200	0.0020	NR	mg/L	0.315	103	75-125	0.1	20	P7
Beryllium	ND	0.200	0.0020	NR	mg/L	0.200	100	75-125	1	20	P7
Cadmium	ND	0.200	0.0010	NR	mg/L	0.196	98	75-125	0.7	20	P7
Calcium	142	10.0	0.5	NR	mg/L	154	115	75-125	2	20	P7
Chromium	ND	0.200	0.0040	NR	mg/L	0.228	114	75-125	13	20	P7
Cobalt	0.000860	0.200	0.0040	NR	mg/L	0.201	100	75-125	1	20	P7
Copper	ND	0.200	0.0100	NR	mg/L	0.209	105	75-125	1	20	P7
Iron	ND	10.0	0.050	NR	mg/L	9.85	98	75-125	2	20	P7
Lead	ND	0.200	0.0050	NR	mg/L	0.200	100	75-125	1	20	P7
Magnesium	52.6	10.0	0.200	NR	mg/L	63.5	109	75-125	2	20	P7
Manganese	0.217	0.200	0.0030	NR	mg/L	0.418	101	75-125	6	20	P7
Nickel	0.00714	0.200	0.0100	NR	mg/L	0.226	110	75-125	12	20	P7
Potassium	3.40	10.0	0.500	NR	mg/L	14.3	109	75-125	0.2	20	P7
Selenium	ND	0.200	0.0150	NR	mg/L	0.205	102	75-125	0.4	20	P7
Silver	ND	0.0500	0.0030	NR	mg/L	0.0511	102	75-125	0.1	20	P7
Sodium	52.8	10.0	1.0	NR	mg/L	64.0	112	75-125	2	20	P7
Thallium	ND	0.200	0.0200	NR	mg/L	0.199	100	75-125	1	20	P7
Vanadium	0.00138	0.200	0.0050	NR	mg/L	0.203	101	75-125	0.9	20	P7
Zinc	0.00774	0.200	0.0100	NR	mg/L	0.203	98	75-125	3	20	P7
Dissolved Metals by SW 846 Series Methods											
Blank Analyzed: 10/29/09 (Lab Number:9J29050-BLK1, Batch: 9J29050)											
Mercury			0.0002	0.0001	mg/L	ND					P7
LCS Analyzed: 10/29/09 (Lab Number:9J29050-BS1, Batch: 9J29050)											
Mercury		0.00667	0.0002	0.0001	mg/L	0.00672	101	80-120			P7
Matrix Spike Analyzed: 10/29/09 (Lab Number:9J29050-MS1, Batch: 9J29050)											
QC Source Sample: RSJ1429-01											
Mercury	ND	0.00667	0.0002	0.0001	mg/L	0.00690	104	75-125			P7
Matrix Spike Dup Analyzed: 10/29/09 (Lab Number:9J29050-MSD1, Batch: 9J29050)											
QC Source Sample: RSJ1429-01											
Mercury	ND	0.00667	0.0002	0.0001	mg/L	0.00670	100	75-125	3	20	P7

[redacted]

Chain of Custody Record

Temperature on Receipt _____

Drinking Water? Yes ☐ No ☒

TestAmerica

THE LEADER IN ENVIRONMENTAL TESTING

TAL-4124 (1007)

Client: Benchmark Env	Project Manager: Mike Leakowski	Date: 10/27/09	Chain of Custody Number: 159956
Address: 2558 Hamburg Turnpike	Telephone Number (Area Code)/Fax Number: (716) 856-0635	Lab Number	Page 1 of 1
City: Lackawanna / State: NY / Zip Code: 14218	Site Contact: T. Behrendt	Lab Contact: B. Fisher	Analysis (Attach list if more space is needed)
Project Name and Location (State): Globe and Solvil	Carrier/Waybill Number		
Contract/Purchase Order/Quote No.			

Sample I.D. No. and Description (Containers for each sample may be combined on one line)	Date	Time	Matrix: Air	Aqueous	Sed.	Soil	Containers & Preservatives: Unpres.	H2SO4	HNO3	HCl	NaOH	ZnAc/NaOH	TCL + STARS VOA	TAL METALS	TCL SVOC 8270	Special Instructions/ Conditions of Receipt
MW-1 (MS/MSD)	10/27/09	1157		X			X		X	X			6	3	6	
MW-2	10/26/09	1536		X			X		X	X			2	1	2	
Blind Dup	10/26/09	1200		X			X		X	X			2	1	2	
MW-3D	10/27/09	947		X			X		X	X			2	1	2	
MW-3S	10/27/09	1033		X			X		X	X			2	1	2	
MW-4	10/26/09	1450		X			X		X	X			2	1	2	
MW-5	10/26/09	1515		X			X		X	X			2	1	2	
Trip Blank	10/27/09			X						X			1			

69994

Possible Hazard Identification
☐ Non-Hazard ☐ Flammable ☐ Skin Irritant ☐ Poison B ☒ Unknown

Sample Disposal
☐ Return To Client ☐ Disposal By Lab ☐ Archive For _____ Months (A fee may be assessed if samples are retained longer than 1 month)

Turn Around Time Required
☐ 24 Hours ☐ 48 Hours ☒ 7 Days ☐ 14 Days ☐ 21 Days ☐ Other _____

QC Requirements (Specify) Cat B

1. Relinquished By	Date: 10/27/09	Time: 1344	1. Received By	Date: 10/27/09	Time: 1:45 PM
2. Relinquished By	Date	Time	2. Received By	Date	Time
3. Relinquished By	Date	Time	3. Received By	Date	Time

Comments

3@2.0°C

DISTRIBUTION: WHITE - Returned to Client with Report; CANARY - Stays with the Sample; PINK - Field Copy

TestAmerica
THE LEADER IN ENVIRONMENTAL TESTING

Analytical Report

SDG Number: RSJ0658

Project Description(s)

Work Order RSJ0658 - Benchmark - Solsil site
Work Order RSJ0706 - Benchmark - Solsil site
Work Order RSJ0765 - Benchmark - Solsil site
Work Order RSJ0836 - Benchmark - Solsil site

For:

Mike Lesakowski

Benchmark Environmental & Engineering Science

2558 Hamburg Turnpike, Suite 300

Lackawanna, NY 14218



Brian Fischer

Project Manager

Brian.Fischer@testamericainc.com

Tuesday, November 3, 2009

The test results in this report meet all NELAP requirements for analytes for which accreditation is required or available. Any exception to NELAP requirements are noted in this report. Persuant to NELAP, this report may not be reproduced, except in full, without the written approval of the laboratory. All questions regarding this test report should be directed to the TestAmerica Project manager who has signed this report.

Benchmark Environmental & Engineering Science
2558 Hamburg Turnpike, Suite 300
Lackawanna, NY 14218

SDG Number: RSJ0658

Project: Benchmark - Solsil site
Project Number: TURN-0002

Received: 10/09/09-10/14/09
Reported: 11/03/09 16:08

TestAmerica Buffalo
Current Certifications

As of 1/27/2009

STATE	Program	Cert # / Lab ID
Arkansas	CWA, RCRA, SOIL	88-0686
California*	NELAP CWA, RCRA	01169CA
Connecticut	SDWA, CWA, RCRA, SOIL	PH-0568
Florida*	NELAP CWA, RCRA	E87672
Georgia*	SDWA,NELAP CWA, RCRA	956
Illinois*	NELAP SDWA, CWA, RCRA	200003
Iowa	SW/CS	374
Kansas*	NELAP SDWA, CWA, RCRA	E-10187
Kentucky	SDWA	90029
Kentucky UST	UST	30
Louisiana*	NELAP CWA, RCRA	2031
Maine	SDWA, CWA	NY0044
Maryland	SDWA	294
Massachusetts	SDWA, CWA	M-NY044
Michigan	SDWA	9937
Minnesota	SDWA,CWA, RCRA	036-999-337
New Hampshire*	NELAP SDWA, CWA	233701
New Jersey*	NELAP,SDWA, CWA, RCRA,	NY455
New York*	NELAP, AIR, SDWA, CWA, RCRA,CLP	10026
Oklahoma	CWA, RCRA	9421
Pennsylvania*	NELAP CWA,RCRA	68-00281
Tennessee	SDWA	02970
Texas*	NELAP CWA, RCRA	T104704412-08-TX
USDA	FOREIGN SOIL PERMIT	S-41579
USDOE	Department of Energy	DOECAP-STB
Virginia	SDWA	278
Washington*	NELAP CWA,RCRA	C1677
Wisconsin	CWA, RCRA	998310390
West Virginia	CWA,RCRA	252

*As required under the indicated accreditation, the test results in this report meet all NELAP requirements for parameters for which accre ditation is required or available. Any exceptions to NELAP requirements are noted in this report.

Benchmark Environmental & Engineering Science
2558 Hamburg Turnpike, Suite 300
Lackawanna, NY 14218

SDG Number: RSJ0658

Project: Benchmark - Solsil site
Project Number: TURN-0002

Received: 10/09/09-10/14/09
Reported: 11/03/09 16:08

CASE NARRATIVE

According to 40CFR Part 136.3, pH, Chlorine Residual, Dissolved Oxygen, Sulfite, and Temperature analyses are to be performed immediately after aqueous sample collection. When these parameters are not indicated as field (e.g. field-pH), they were not analyzed immediately, but as soon as possible after laboratory receipt.

For the PCB dual column analysis, a Form 1 will be provided for both columns for the Quality Control samples (Blanks, Laboratory Control Samples, Matrix Spikes and Duplicates). The primary column for this analysis is the A column.

The Internal Standard recovery for Phenanthrene-D10 was below method defined control limits in the Matrix Spike of sample TP-7 (1-2) (9J10011-MS). However the Matrix Spike Duplicate 9J10011-MSD and the base sample TP-7 (1-2) exhibited similar results for all the internal standards but were within method defined quality control limits.

There are pertinent documents appended to this report, 4 pages, are included and are an integral part of this report.

Reproduction of this analytical report is permitted only in its entirety. This report shall not be reproduced except in full without the written approval of the laboratory.

TestAmerica Laboratories, Inc. certifies that the analytical results contained herein apply only to the samples tested as received by our Laboratory.

Benchmark Environmental & Engineering Science
2558 Hamburg Turnpike, Suite 300
Lackawanna, NY 14218

SDG Number: RSJ0658

Project: Benchmark - Solsil site
Project Number: TURN-0002

Received: 10/09/09-10/14/09
Reported: 11/03/09 16:08

The requested project specific reporting limits listed below were less than lab standard quantitation limits but greater than or equal to the lab MDL. It must be noted that results reported below lab standard quantitation limits (PQL) may result in false positive/false negative values and less accurate quantitation. Routine laboratory procedures do not indicate corrective action for detections below the laboratory's PQL.

SpecificMethod	Analyte	Units	Client RL	Lab PQL
8270C	4-Methylphenol	ug/kg dry	170	330

Benchmark Environmental & Engineering Science
2558 Hamburg Turnpike, Suite 300
Lackawanna, NY 14218

SDG Number: RSJ0658

Project: Benchmark - Solsil site
Project Number: TURN-0002

Received: 10/09/09-10/14/09
Reported: 11/03/09 16:08

DATA QUALIFIERS AND DEFINITIONS

B	Analyte was detected in the associated Method Blank.
D02	Dilution required due to sample matrix effects
D08	Dilution required due to high concentration of target analyte(s)
D10	Dilution required due to sample color
D12	Dilution required due to sample viscosity
J	Analyte detected at a level less than the Reporting Limit (RL) and greater than or equal to the Method Detection Limit (MDL). Concentrations within this range are estimated.
L	Laboratory Control Sample and/or Laboratory Control Sample Duplicate recovery was above the acceptance limits. Analyte not detected, data not impacted.
L1	Laboratory Control Sample and/or Laboratory Control Sample Duplicate recovery was above acceptance limits.
L5	Analyte recovery outside of specified criteria. Individual analyte criteria exceedences allowed for multi-component analyses without disqualification of data per NELAC Standard, DOD QSM and/or AFCEE QAPP.
M1	The MS and/or MSD were outside the acceptance limits due to sample matrix interference. See Blank Spike (LCS).
M11	The MS and/or MSD were above the acceptance limits.
M12	The MS and/or MSD were below the acceptance limits. See calibration verification (CCV)
M8	The MS and/or MSD were below the acceptance limits. See Blank Spike (LCS).
MHA	Due to high levels of analyte in the sample, the MS/MSD calculation does not provide useful spike recovery information. See Blank Spike (LCS).
QSU	Sulfur (EPA 3660) clean-up performed on extract.
R2	The RPD exceeded the acceptance limit.
R3	The RPD exceeded the acceptance limit due to sample matrix effects.
Z3	The sample required a dilution due to the nature of the sample matrix. Because of this dilution, the surrogate spike concentration in the sample was reduced to a level where the recovery calculation does not provide useful information.
Z5	Due to sample matrix effects, the surrogate recovery was outside acceptance limits. Secondary surrogate recovery was within the acceptance limits.
Z6	Surrogate recovery was below acceptance limits.
NR	Any inclusion of NR indicates that the project specific requirements do not require reporting estimated values below the laboratory reporting limit.

ADDITIONAL COMMENTS

Results are reported on a wet weight basis unless otherwise noted.

Benchmark Environmental & Engineering Science
2558 Hamburg Turnpike, Suite 300
Lackawanna, NY 14218

SDG Number: RSJ0658

Project: Benchmark - Solsil site
Project Number: TURN-0002

Received: 10/09/09-10/14/09
Reported: 11/03/09 16:08

Executive Summary - Detections

Analyte	Sample Result	Data Qualifiers	RL	MDL	Units	Dil Fac	Date Analyzed	Lab Tech	Batch	Method
Client ID: BLIND-1 (RSJ0658-07 - Solid)					**Sampled: 10/07/09 08:00**		**Recvd: 10/09/09 11:40**			
Volatile Organic Compounds by EPA 8260B										
Acetone	**30**	J	30	1.3	ug/kg dry	1.00	10/10/09 19:08	PQ	9J10019	8260B
Methylene Chloride	**2.7**	J	6.1	1.2	ug/kg dry	1.00	10/10/09 19:08	PQ	9J10019	8260B
General Chemistry Parameters										
Percent Solids	**82**		0.010	NR	%	1.00	10/16/09 13:50	JR	9J16048	Dry Weight
Client ID: SB-1 (2-4) (RSJ0765-01 - Solid)					**Sampled: 10/12/09 09:26**		**Recvd: 10/13/09 10:05**			
Semivolatile Organics by GC/MS										
Benzo(a)anthracene	**50**	J	230	3.9	ug/kg dry	1.00	10/15/09 23:03	MKP	9J14034	8270C
Benzo(a)pyrene	**62**	J	230	5.4	ug/kg dry	1.00	10/15/09 23:03	MKP	9J14034	8270C
Benzo(b)fluoranthene	**73**	J	230	4.4	ug/kg dry	1.00	10/15/09 23:03	MKP	9J14034	8270C
Benzo(ghi)perylene	**51**	J	230	2.7	ug/kg dry	1.00	10/15/09 23:03	MKP	9J14034	8270C
Benzo(k)fluoranthene	**26**	J	230	2.5	ug/kg dry	1.00	10/15/09 23:03	MKP	9J14034	8270C
Chrysene	**55**	J	230	2.2	ug/kg dry	1.00	10/15/09 23:03	MKP	9J14034	8270C
Fluoranthene	**81**	J	230	3.2	ug/kg dry	1.00	10/15/09 23:03	MKP	9J14034	8270C
Indeno(1,2,3-cd)pyrene	**40**	J	230	6.2	ug/kg dry	1.00	10/15/09 23:03	MKP	9J14034	8270C
Phenanthrene	**56**	J	230	4.7	ug/kg dry	1.00	10/15/09 23:03	MKP	9J14034	8270C
Pyrene	**71**	J	230	1.5	ug/kg dry	1.00	10/15/09 23:03	MKP	9J14034	8270C
Total Metals by SW 846 Series Methods										
Aluminum	**14900**		12.7	NR	mg/kg dry	1.00	10/15/09 22:49	DAN	9J13083	6010B
Arsenic	**8.1**		2.5	NR	mg/kg dry	1.00	10/15/09 22:49	DAN	9J13083	6010B
Barium	**183**		0.634	NR	mg/kg dry	1.00	10/15/09 22:49	DAN	9J13083	6010B
Beryllium	**0.729**		0.253	NR	mg/kg dry	1.00	10/15/09 22:49	DAN	9J13083	6010B
Cadmium	**0.744**		0.253	NR	mg/kg dry	1.00	10/15/09 22:49	DAN	9J13083	6010B
Calcium	**15700**		63.4	NR	mg/kg dry	1.00	10/15/09 22:49	DAN	9J13083	6010B
Chromium	**29.3**		0.634	NR	mg/kg dry	1.00	10/15/09 22:49	DAN	9J13083	6010B
Cobalt	**8.73**		0.634	NR	mg/kg dry	1.00	10/15/09 22:49	DAN	9J13083	6010B
Copper	**31.3**		1.3	NR	mg/kg dry	1.00	10/15/09 22:49	DAN	9J13083	6010B
Iron	**19200**		12.7	NR	mg/kg dry	1.00	10/15/09 22:49	DAN	9J13083	6010B
Lead	**73.8**		1.3	NR	mg/kg dry	1.00	10/15/09 22:49	DAN	9J13083	6010B
Magnesium	**5610**		25.3	NR	mg/kg dry	1.00	10/15/09 22:49	DAN	9J13083	6010B
Manganese	**1250**		0.3	NR	mg/kg dry	1.00	10/15/09 22:49	DAN	9J13083	6010B
Nickel	**27.1**		6.34	NR	mg/kg dry	1.00	10/15/09 22:49	DAN	9J13083	6010B
Potassium	**1720**		38.0	NR	mg/kg dry	1.00	10/15/09 22:49	DAN	9J13083	6010B
Sodium	**355**		177	NR	mg/kg dry	1.00	10/15/09 22:49	DAN	9J13083	6010B
Vanadium	**25.9**		0.634	NR	mg/kg dry	1.00	10/15/09 22:49	DAN	9J13083	6010B
Zinc	**437**		2.5	NR	mg/kg dry	1.00	10/15/09 22:49	DAN	9J13083	6010B
Mercury	**0.0834**		0.0272	NR	mg/kg dry	1.00	10/15/09 18:58	MXM	9J14080	7471A
General Chemistry Parameters										
Percent Solids	**75**		0.010	NR	%	1.00	10/14/09 13:31	JRR	9J14027	Dry Weight

Benchmark Environmental & Engineering Science
2558 Hamburg Turnpike, Suite 300
Lackawanna, NY 14218

SDG Number: RSJ0658

Project: Benchmark - Solsil site
Project Number: TURN-0002

Received: 10/09/09-10/14/09
Reported: 11/03/09 16:08

Executive Summary - Detections

Analyte	Sample Result	Data Qualifiers	RL	MDL	Units	Dil Fac	Date Analyzed	Lab Tech	Batch	Method
Client ID: SB-10 (4-6) (RSJ0836-03 - Solid)						**Sampled: 10/13/09 12:50**		**Recvd: 10/14/09 09:50**		
Total Metals by SW 846 Series Methods										
Aluminum	**10300**		11.5	NR	mg/kg dry	1.00	10/16/09 00:57	DAN	9J15012	6010B
Arsenic	**4.5**		2.3	NR	mg/kg dry	1.00	10/16/09 00:57	DAN	9J15012	6010B
Barium	**81.2**		0.577	NR	mg/kg dry	1.00	10/16/09 00:57	DAN	9J15012	6010B
Beryllium	**0.734**		0.231	NR	mg/kg dry	1.00	10/16/09 00:57	DAN	9J15012	6010B
Cadmium	**0.302**		0.231	NR	mg/kg dry	1.00	10/16/09 00:57	DAN	9J15012	6010B
Calcium	**48200**		57.7	NR	mg/kg dry	1.00	10/16/09 00:57	DAN	9J15012	6010B
Chromium	**15.1**		0.577	NR	mg/kg dry	1.00	10/16/09 00:57	DAN	9J15012	6010B
Cobalt	**10.8**		0.577	NR	mg/kg dry	1.00	10/16/09 00:57	DAN	9J15012	6010B
Copper	**22.6**		1.2	NR	mg/kg dry	1.00	10/16/09 00:57	DAN	9J15012	6010B
Iron	**20200**		11.5	NR	mg/kg dry	1.00	10/16/09 00:57	DAN	9J15012	6010B
Lead	**5.9**		1.2	NR	mg/kg dry	1.00	10/16/09 00:57	DAN	9J15012	6010B
Magnesium	**8540**		23.1	NR	mg/kg dry	1.00	10/16/09 00:57	DAN	9J15012	6010B
Manganese	**1370**		0.2	NR	mg/kg dry	1.00	10/16/09 00:57	DAN	9J15012	6010B
Nickel	**20.7**		5.77	NR	mg/kg dry	1.00	10/16/09 00:57	DAN	9J15012	6010B
Potassium	**1730**		34.6	NR	mg/kg dry	1.00	10/16/09 00:57	DAN	9J15012	6010B
Sodium	**229**		162	NR	mg/kg dry	1.00	10/16/09 00:57	DAN	9J15012	6010B
Vanadium	**24.6**		0.577	NR	mg/kg dry	1.00	10/16/09 00:57	DAN	9J15012	6010B
Zinc	**41.4**		2.3	NR	mg/kg dry	1.00	10/16/09 00:57	DAN	9J15012	6010B
General Chemistry Parameters										
Percent Solids	**83**		0.010	NR	%	1.00	10/15/09 16:12	JR	9J15042	Dry Weight
Client ID: SB-11 (0-2) (RSJ0836-04 - Solid)						**Sampled: 10/13/09 14:30**		**Recvd: 10/14/09 09:50**		
Volatile Organic Compounds by EPA 8260B										
1,2,4-Trimethylbenzene	**6.6**		5.4	0.39	ug/kg dry	1.00	10/15/09 14:41	PQ	9J15038	8260B
p-Cymene	**2.7**	J	5.4	0.44	ug/kg dry	1.00	10/15/09 14:41	PQ	9J15038	8260B
Acetone	**33**		27	1.2	ug/kg dry	1.00	10/15/09 14:41	PQ	9J15038	8260B
Cyclohexane	**2.6**	J	5.4	0.25	ug/kg dry	1.00	10/15/09 14:41	PQ	9J15038	8260B
Methylcyclohexane	**11**		5.4	0.35	ug/kg dry	1.00	10/15/09 14:41	PQ	9J15038	8260B
Methylene Chloride	**2.8**	J	5.4	1.1	ug/kg dry	1.00	10/15/09 14:41	PQ	9J15038	8260B
sec-Butylbenzene	**1.4**	J	5.4	0.47	ug/kg dry	1.00	10/15/09 14:41	PQ	9J15038	8260B
Semivolatile Organics by GC/MS										
2-Methylnaphthalene	**1600**	D10,J	1900	23	ug/kg dry	10.0	10/19/09 12:36	MKP	9J14124	8270C
Acenaphthene	**740**	D10,J	1900	22	ug/kg dry	10.0	10/19/09 12:36	MKP	9J14124	8270C
Benzo(a)anthracene	**440**	D10,J	1900	32	ug/kg dry	10.0	10/19/09 12:36	MKP	9J14124	8270C
Benzo(a)pyrene	**670**	D10,J	1900	45	ug/kg dry	10.0	10/19/09 12:36	MKP	9J14124	8270C
Benzo(b)fluoranthene	**1200**	D10,J	1900	36	ug/kg dry	10.0	10/19/09 12:36	MKP	9J14124	8270C
Benzo(ghi)perylene	**540**	D10,J	1900	22	ug/kg dry	10.0	10/19/09 12:36	MKP	9J14124	8270C
Chrysene	**610**	D10,J	1900	19	ug/kg dry	10.0	10/19/09 12:36	MKP	9J14124	8270C
Fluoranthene	**930**	D10,J	1900	27	ug/kg dry	10.0	10/19/09 12:36	MKP	9J14124	8270C
Indeno(1,2,3-cd)pyrene	**400**	D10,J	1900	51	ug/kg dry	10.0	10/19/09 12:36	MKP	9J14124	8270C
Naphthalene	**650**	D10,J	1900	31	ug/kg dry	10.0	10/19/09 12:36	MKP	9J14124	8270C
Phenanthrene	**2000**	D10	1900	39	ug/kg dry	10.0	10/19/09 12:36	MKP	9J14124	8270C
Pyrene	**1100**	D10,J	1900	12	ug/kg dry	10.0	10/19/09 12:36	MKP	9J14124	8270C
Polychlorinated Biphenyls by EPA Method 8082										

Benchmark Environmental & Engineering Science
2558 Hamburg Turnpike, Suite 300
Lackawanna, NY 14218

SDG Number: RSJ0658

Project: Benchmark - Solsil site
Project Number: TURN-0002

Received: 10/09/09-10/14/09
Reported: 11/03/09 16:08

Executive Summary - Detections

Analyte	Sample Result	Data Qualifiers	RL	MDL	Units	Dil Fac	Date Analyzed	Lab Tech	Batch	Method
Client ID: SB-11 (0-2) (RSJ0836-04 - Solid) - cont.						**Sampled: 10/13/09 14:30**		**Recvd: 10/14/09 09:50**		
Aroclor 1254	**230**	QSU	19	3.9	ug/kg dry	1.00	10/17/09 09:43	SCH	9J14120	8082
Total Metals by SW 846 Series Methods										
Aluminum	**8290**		10.4	NR	mg/kg dry	1.00	10/16/09 01:02	DAN	9J15012	6010B
Arsenic	**7.8**		2.1	NR	mg/kg dry	1.00	10/16/09 01:02	DAN	9J15012	6010B
Barium	**739**		0.521	NR	mg/kg dry	1.00	10/16/09 01:02	DAN	9J15012	6010B
Beryllium	**0.504**		0.208	NR	mg/kg dry	1.00	10/16/09 01:02	DAN	9J15012	6010B
Calcium	**31700**		52.1	NR	mg/kg dry	1.00	10/16/09 01:02	DAN	9J15012	6010B
Chromium	**346**		0.521	NR	mg/kg dry	1.00	10/16/09 01:02	DAN	9J15012	6010B
Cobalt	**4.39**		0.521	NR	mg/kg dry	1.00	10/16/09 01:02	DAN	9J15012	6010B
Copper	**197**		1.0	NR	mg/kg dry	1.00	10/16/09 01:02	DAN	9J15012	6010B
Iron	**27500**		10.4	NR	mg/kg dry	1.00	10/16/09 01:02	DAN	9J15012	6010B
Lead	**74.0**		1.0	NR	mg/kg dry	1.00	10/16/09 01:02	DAN	9J15012	6010B
Magnesium	**8870**		20.8	NR	mg/kg dry	1.00	10/16/09 01:02	DAN	9J15012	6010B
Manganese	**1790**		0.2	NR	mg/kg dry	1.00	10/16/09 01:02	DAN	9J15012	6010B
Nickel	**67.6**		5.21	NR	mg/kg dry	1.00	10/16/09 01:02	DAN	9J15012	6010B
Potassium	**592**		31.2	NR	mg/kg dry	1.00	10/16/09 01:02	DAN	9J15012	6010B
Sodium	**257**		146	NR	mg/kg dry	1.00	10/16/09 01:02	DAN	9J15012	6010B
Vanadium	**13.9**		0.521	NR	mg/kg dry	1.00	10/16/09 01:02	DAN	9J15012	6010B
Zinc	**86.6**		2.1	NR	mg/kg dry	1.00	10/16/09 01:02	DAN	9J15012	6010B
Mercury	**0.0575**		0.0211	NR	mg/kg dry	1.00	10/15/09 15:52	MXM	9J15033	7471A
General Chemistry Parameters										
Percent Solids	**89**		0.010	NR	%	1.00	10/15/09 16:14	JR	9J15042	Dry Weight
Client ID: SB-12 (0-2) (RSJ0836-05 - Solid)						**Sampled: 10/13/09 15:35**		**Recvd: 10/14/09 09:50**		
Volatile Organic Compounds by EPA 8260B										
Acetone	**40**		28	1.2	ug/kg dry	1.00	10/15/09 15:06	PQ	9J15038	8260B
Methylene Chloride	**3.8**	J	5.6	1.1	ug/kg dry	1.00	10/15/09 15:06	PQ	9J15038	8260B
Polychlorinated Biphenyls by EPA Method 8082										
Aroclor 1248	**160**	QSU	19	3.7	ug/kg dry	1.00	10/17/09 09:58	SCH	9J14120	8082
Total Metals by SW 846 Series Methods										
Aluminum	**4010**		11.6	NR	mg/kg dry	1.00	10/16/09 01:07	DAN	9J15012	6010B
Arsenic	**3.7**		2.3	NR	mg/kg dry	1.00	10/16/09 01:07	DAN	9J15012	6010B
Barium	**32.4**		0.578	NR	mg/kg dry	1.00	10/16/09 01:07	DAN	9J15012	6010B
Beryllium	**0.334**		0.231	NR	mg/kg dry	1.00	10/16/09 01:07	DAN	9J15012	6010B
Cadmium	**0.625**		0.231	NR	mg/kg dry	1.00	10/16/09 01:07	DAN	9J15012	6010B
Calcium	**143000**	D08	578	NR	mg/kg dry	10.0	10/16/09 12:21	AMH	9J15012	6010B
Chromium	**19.4**		0.578	NR	mg/kg dry	1.00	10/16/09 01:07	DAN	9J15012	6010B
Cobalt	**2.23**		0.578	NR	mg/kg dry	1.00	10/16/09 01:07	DAN	9J15012	6010B
Copper	**11.9**		1.2	NR	mg/kg dry	1.00	10/16/09 01:07	DAN	9J15012	6010B
Iron	**7480**		11.6	NR	mg/kg dry	1.00	10/16/09 01:07	DAN	9J15012	6010B
Lead	**47.7**		1.2	NR	mg/kg dry	1.00	10/16/09 01:07	DAN	9J15012	6010B
Magnesium	**53400**	D08	231	NR	mg/kg dry	10.0	10/16/09 12:21	AMH	9J15012	6010B
Manganese	**690**		0.2	NR	mg/kg dry	1.00	10/16/09 01:07	DAN	9J15012	6010B

Benchmark Environmental & Engineering Science
2558 Hamburg Turnpike, Suite 300
Lackawanna, NY 14218

SDG Number: RSJ0658

Project: Benchmark - Solsil site
Project Number: TURN-0002

Received: 10/09/09-10/14/09
Reported: 11/03/09 16:08

Executive Summary - Detections

Analyte	Sample Result	Data Qualifiers	RL	MDL	Units	Dil Fac	Date Analyzed	Lab Tech	Batch	Method
Client ID: SB-12 (0-2) (RSJ0836-05 - Solid) - cont.						**Sampled: 10/13/09 15:35**		**Recvd: 10/14/09 09:50**		
Total Metals by SW 846 Series Methods - cont.										
Nickel	**12.8**		5.78	NR	mg/kg dry	1.00	10/16/09 01:07	DAN	9J15012	6010B
Potassium	**1020**		34.7	NR	mg/kg dry	1.00	10/16/09 01:07	DAN	9J15012	6010B
Sodium	**175**		162	NR	mg/kg dry	1.00	10/16/09 01:07	DAN	9J15012	6010B
Vanadium	**8.27**		0.578	NR	mg/kg dry	1.00	10/16/09 01:07	DAN	9J15012	6010B
Zinc	**188**		2.3	NR	mg/kg dry	1.00	10/16/09 01:07	DAN	9J15012	6010B
Mercury	**0.0413**		0.0233	NR	mg/kg dry	1.00	10/15/09 15:54	MXM	9J15033	7471A
General Chemistry Parameters										
Percent Solids	**88**		0.010	NR	%	1.00	10/15/09 16:16	JR	9J15042	Dry Weight
Client ID: SB-2 (4-6) (RSJ0765-02 - Solid)						**Sampled: 10/12/09 10:20**		**Recvd: 10/13/09 10:05**		
Total Metals by SW 846 Series Methods										
Aluminum	**14700**		11.5	NR	mg/kg dry	1.00	10/15/09 22:54	DAN	9J13083	6010B
Arsenic	**4.2**		2.3	NR	mg/kg dry	1.00	10/15/09 22:54	DAN	9J13083	6010B
Barium	**167**		0.574	NR	mg/kg dry	1.00	10/15/09 22:54	DAN	9J13083	6010B
Beryllium	**0.726**		0.230	NR	mg/kg dry	1.00	10/15/09 22:54	DAN	9J13083	6010B
Calcium	**80500**	D08	287	NR	mg/kg dry	5.00	10/16/09 12:31	AMH	9J13083	6010B
Chromium	**19.9**		0.574	NR	mg/kg dry	1.00	10/15/09 22:54	DAN	9J13083	6010B
Cobalt	**10.6**		0.574	NR	mg/kg dry	1.00	10/15/09 22:54	DAN	9J13083	6010B
Copper	**19.7**		1.1	NR	mg/kg dry	1.00	10/15/09 22:54	DAN	9J13083	6010B
Iron	**21300**		11.5	NR	mg/kg dry	1.00	10/15/09 22:54	DAN	9J13083	6010B
Lead	**7.7**		1.1	NR	mg/kg dry	1.00	10/15/09 22:54	DAN	9J13083	6010B
Magnesium	**9900**		23.0	NR	mg/kg dry	1.00	10/15/09 22:54	DAN	9J13083	6010B
Manganese	**560**		0.2	NR	mg/kg dry	1.00	10/15/09 22:54	DAN	9J13083	6010B
Nickel	**22.3**		5.74	NR	mg/kg dry	1.00	10/15/09 22:54	DAN	9J13083	6010B
Potassium	**3170**		34.4	NR	mg/kg dry	1.00	10/15/09 22:54	DAN	9J13083	6010B
Sodium	**501**		161	NR	mg/kg dry	1.00	10/15/09 22:54	DAN	9J13083	6010B
Vanadium	**26.9**		0.574	NR	mg/kg dry	1.00	10/15/09 22:54	DAN	9J13083	6010B
Zinc	**48.7**		2.3	NR	mg/kg dry	1.00	10/15/09 22:54	DAN	9J13083	6010B
General Chemistry Parameters										
Percent Solids	**82**		0.010	NR	%	1.00	10/14/09 13:33	JRR	9J14027	Dry Weight
Client ID: SB-3 (2-4) (RSJ0765-03 - Solid)						**Sampled: 10/12/09 10:50**		**Recvd: 10/13/09 10:05**		
Total Metals by SW 846 Series Methods										
Aluminum	**7390**		11.4	NR	mg/kg dry	1.00	10/15/09 22:59	DAN	9J13083	6010B
Arsenic	**2.5**		2.3	NR	mg/kg dry	1.00	10/15/09 22:59	DAN	9J13083	6010B
Barium	**62.1**		0.571	NR	mg/kg dry	1.00	10/15/09 22:59	DAN	9J13083	6010B
Beryllium	**0.342**		0.228	NR	mg/kg dry	1.00	10/15/09 22:59	DAN	9J13083	6010B
Cadmium	**0.570**		0.228	NR	mg/kg dry	1.00	10/15/09 22:59	DAN	9J13083	6010B
Calcium	**56000**		57.1	NR	mg/kg dry	1.00	10/15/09 22:59	DAN	9J13083	6010B
Chromium	**10.7**		0.571	NR	mg/kg dry	1.00	10/15/09 22:59	DAN	9J13083	6010B
Cobalt	**7.95**		0.571	NR	mg/kg dry	1.00	10/15/09 22:59	DAN	9J13083	6010B
Copper	**12.3**		1.1	NR	mg/kg dry	1.00	10/15/09 22:59	DAN	9J13083	6010B
Iron	**12800**		11.4	NR	mg/kg dry	1.00	10/15/09 22:59	DAN	9J13083	6010B

Benchmark Environmental & Engineering Science
2558 Hamburg Turnpike, Suite 300
Lackawanna, NY 14218

SDG Number: RSJ0658

Project: Benchmark - Solsil site
Project Number: TURN-0002

Received: 10/09/09-10/14/09
Reported: 11/03/09 16:08

Executive Summary - Detections

Analyte	Sample Result	Data Qualifiers	RL	MDL	Units	Dil Fac	Date Analyzed	Lab Tech	Batch	Method
Client ID: SB-3 (2-4) (RSJ0765-03 - Solid) - cont.						**Sampled: 10/12/09 10:50**		**Recvd: 10/13/09 10:05**		
Total Metals by SW 846 Series Methods - cont.										
Lead	**4.2**		1.1	NR	mg/kg dry	1.00	10/15/09 22:59	DAN	9J13083	6010B
Magnesium	**7770**		22.8	NR	mg/kg dry	1.00	10/15/09 22:59	DAN	9J13083	6010B
Manganese	**619**		0.2	NR	mg/kg dry	1.00	10/15/09 22:59	DAN	9J13083	6010B
Nickel	**16.4**		5.71	NR	mg/kg dry	1.00	10/15/09 22:59	DAN	9J13083	6010B
Potassium	**1200**		34.2	NR	mg/kg dry	1.00	10/15/09 22:59	DAN	9J13083	6010B
Sodium	**179**		160	NR	mg/kg dry	1.00	10/15/09 22:59	DAN	9J13083	6010B
Vanadium	**15.9**		0.571	NR	mg/kg dry	1.00	10/15/09 22:59	DAN	9J13083	6010B
Zinc	**73.3**		2.3	NR	mg/kg dry	1.00	10/15/09 22:59	DAN	9J13083	6010B
General Chemistry Parameters										
Percent Solids	**88**		0.010	NR	%	1.00	10/14/09 13:35	JRR	9J14027	Dry Weight
Client ID: SB-4 (2-4) (RSJ0765-04 - Solid)						**Sampled: 10/12/09 11:18**		**Recvd: 10/13/09 10:05**		
Total Metals by SW 846 Series Methods										
Aluminum	**14600**		11.3	NR	mg/kg dry	1.00	10/15/09 23:04	DAN	9J13083	6010B
Arsenic	**4.2**		2.3	NR	mg/kg dry	1.00	10/15/09 23:04	DAN	9J13083	6010B
Barium	**96.3**		0.567	NR	mg/kg dry	1.00	10/15/09 23:04	DAN	9J13083	6010B
Beryllium	**0.654**		0.227	NR	mg/kg dry	1.00	10/15/09 23:04	DAN	9J13083	6010B
Calcium	**4830**		56.7	NR	mg/kg dry	1.00	10/15/09 23:04	DAN	9J13083	6010B
Chromium	**18.4**		0.567	NR	mg/kg dry	1.00	10/15/09 23:04	DAN	9J13083	6010B
Cobalt	**11.4**		0.567	NR	mg/kg dry	1.00	10/15/09 23:04	DAN	9J13083	6010B
Copper	**18.3**		1.1	NR	mg/kg dry	1.00	10/15/09 23:04	DAN	9J13083	6010B
Iron	**22500**		11.3	NR	mg/kg dry	1.00	10/15/09 23:04	DAN	9J13083	6010B
Lead	**6.1**		1.1	NR	mg/kg dry	1.00	10/15/09 23:04	DAN	9J13083	6010B
Magnesium	**5800**		22.7	NR	mg/kg dry	1.00	10/15/09 23:04	DAN	9J13083	6010B
Manganese	**684**		0.2	NR	mg/kg dry	1.00	10/15/09 23:04	DAN	9J13083	6010B
Nickel	**22.3**		5.67	NR	mg/kg dry	1.00	10/15/09 23:04	DAN	9J13083	6010B
Potassium	**1220**		34.0	NR	mg/kg dry	1.00	10/15/09 23:04	DAN	9J13083	6010B
Sodium	**267**		159	NR	mg/kg dry	1.00	10/15/09 23:04	DAN	9J13083	6010B
Vanadium	**24.8**		0.567	NR	mg/kg dry	1.00	10/15/09 23:04	DAN	9J13083	6010B
Zinc	**218**		2.3	NR	mg/kg dry	1.00	10/15/09 23:04	DAN	9J13083	6010B
General Chemistry Parameters										
Percent Solids	**88**		0.010	NR	%	1.00	10/14/09 13:37	JRR	9J14027	Dry Weight

Benchmark Environmental & Engineering Science
2558 Hamburg Turnpike, Suite 300
Lackawanna, NY 14218

SDG Number: RSJ0658

Project: Benchmark - Solsil site
Project Number: TURN-0002

Received: 10/09/09-10/14/09
Reported: 11/03/09 16:08

Executive Summary - Detections

Analyte	Sample Result	Data Qualifiers	RL	MDL	Units	Dil Fac	Date Analyzed	Lab Tech	Batch	Method
Client ID: SB-5 (4-6) (RSJ0765-05 - Solid)						**Sampled: 10/12/09 13:35**		**Recvd: 10/13/09 10:05**		
Semivolatile Organics by GC/MS										
2-Methylnaphthalene	**31**	J	200	2.4	ug/kg dry	1.00	10/16/09 12:01	JLG	9J14034	8270C
Benzo(a)anthracene	**52**	J	200	3.4	ug/kg dry	1.00	10/16/09 12:01	JLG	9J14034	8270C
Benzo(a)pyrene	**49**	J	200	4.8	ug/kg dry	1.00	10/16/09 12:01	JLG	9J14034	8270C
Benzo(b)fluoranthene	**60**	J	200	3.8	ug/kg dry	1.00	10/16/09 12:01	JLG	9J14034	8270C
Benzo(ghi)perylene	**43**	J	200	2.4	ug/kg dry	1.00	10/16/09 12:01	JLG	9J14034	8270C
Benzo(k)fluoranthene	**36**	J	200	2.2	ug/kg dry	1.00	10/16/09 12:01	JLG	9J14034	8270C
Bis(2-ethylhexyl) phthalate	**150**	J	200	63	ug/kg dry	1.00	10/16/09 12:01	JLG	9J14034	8270C
Chrysene	**59**	J	200	2.0	ug/kg dry	1.00	10/16/09 12:01	JLG	9J14034	8270C
Fluoranthene	**74**	J	200	2.9	ug/kg dry	1.00	10/16/09 12:01	JLG	9J14034	8270C
Indeno(1,2,3-cd)pyrene	**32**	J	200	5.5	ug/kg dry	1.00	10/16/09 12:01	JLG	9J14034	8270C
Phenanthrene	**43**	J	200	4.1	ug/kg dry	1.00	10/16/09 12:01	JLG	9J14034	8270C
Pyrene	**76**	J	200	1.3	ug/kg dry	1.00	10/16/09 12:01	JLG	9J14034	8270C
Total Metals by SW 846 Series Methods										
Aluminum	**12600**		11.6	NR	mg/kg dry	1.00	10/15/09 23:09	DAN	9J13083	6010B
Arsenic	**6.2**		2.3	NR	mg/kg dry	1.00	10/15/09 23:09	DAN	9J13083	6010B
Barium	**89.3**		0.581	NR	mg/kg dry	1.00	10/15/09 23:09	DAN	9J13083	6010B
Beryllium	**0.685**		0.232	NR	mg/kg dry	1.00	10/15/09 23:09	DAN	9J13083	6010B
Calcium	**17900**		58.1	NR	mg/kg dry	1.00	10/15/09 23:09	DAN	9J13083	6010B
Chromium	**27.3**		0.581	NR	mg/kg dry	1.00	10/15/09 23:09	DAN	9J13083	6010B
Cobalt	**11.1**		0.581	NR	mg/kg dry	1.00	10/15/09 23:09	DAN	9J13083	6010B
Copper	**32.9**		1.2	NR	mg/kg dry	1.00	10/15/09 23:09	DAN	9J13083	6010B
Iron	**27900**		11.6	NR	mg/kg dry	1.00	10/15/09 23:09	DAN	9J13083	6010B
Lead	**15.4**		1.2	NR	mg/kg dry	1.00	10/15/09 23:09	DAN	9J13083	6010B
Magnesium	**10900**		23.2	NR	mg/kg dry	1.00	10/15/09 23:09	DAN	9J13083	6010B
Manganese	**475**		0.2	NR	mg/kg dry	1.00	10/15/09 23:09	DAN	9J13083	6010B
Nickel	**29.3**		5.81	NR	mg/kg dry	1.00	10/15/09 23:09	DAN	9J13083	6010B
Potassium	**1490**		34.8	NR	mg/kg dry	1.00	10/15/09 23:09	DAN	9J13083	6010B
Vanadium	**27.8**		0.581	NR	mg/kg dry	1.00	10/15/09 23:09	DAN	9J13083	6010B
Zinc	**71.5**		2.3	NR	mg/kg dry	1.00	10/15/09 23:09	DAN	9J13083	6010B
General Chemistry Parameters										
Percent Solids	**85**		0.010	NR	%	1.00	10/14/09 13:39	JRR	9J14027	Dry Weight

Benchmark Environmental & Engineering Science
2558 Hamburg Turnpike, Suite 300
Lackawanna, NY 14218

SDG Number: RSJ0658

Project: Benchmark - Solsil site
Project Number: TURN-0002

Received: 10/09/09-10/14/09
Reported: 11/03/09 16:08

Executive Summary - Detections

Analyte	Sample Result	Data Qualifiers	RL	MDL	Units	Dil Fac	Date Analyzed	Lab Tech	Batch	Method
Client ID: SB-6 (2-4) (RSJ0765-06 - Solid)						**Sampled: 10/12/09 14:38**		**Recvd: 10/13/09 10:05**		
Volatile Organic Compounds by EPA 8260B										
2-Butanone	**9.4**	J	34	2.5	ug/kg dry	1.00	10/15/09 13:51	PQ	9J15038	8260B
Acetone	**73**		34	1.5	ug/kg dry	1.00	10/15/09 13:51	PQ	9J15038	8260B
Carbon disulfide	**1.9**	J	6.7	0.58	ug/kg dry	1.00	10/15/09 13:51	PQ	9J15038	8260B
Methylene Chloride	**6.6**	J	6.7	1.3	ug/kg dry	1.00	10/15/09 13:51	PQ	9J15038	8260B
Semivolatile Organics by GC/MS										
Benzo(a)anthracene	**190**	D02,J	1100	20	ug/kg dry	5.00	10/16/09 12:25	JLG	9J14034	8270C
Benzo(a)pyrene	**180**	D02,J	1100	27	ug/kg dry	5.00	10/16/09 12:25	JLG	9J14034	8270C
Benzo(b)fluoranthene	**220**	D02,J	1100	22	ug/kg dry	5.00	10/16/09 12:25	JLG	9J14034	8270C
Benzo(ghi)perylene	**170**	D02,J	1100	14	ug/kg dry	5.00	10/16/09 12:25	JLG	9J14034	8270C
Benzo(k)fluoranthene	**110**	D02,J	1100	13	ug/kg dry	5.00	10/16/09 12:25	JLG	9J14034	8270C
Bis(2-ethylhexyl) phthalate	**1100**	D02,J	1100	370	ug/kg dry	5.00	10/16/09 12:25	JLG	9J14034	8270C
Chrysene	**180**	D02,J	1100	11	ug/kg dry	5.00	10/16/09 12:25	JLG	9J14034	8270C
Fluoranthene	**330**	D02,J	1100	17	ug/kg dry	5.00	10/16/09 12:25	JLG	9J14034	8270C
Indeno(1,2,3-cd)pyrene	**130**	D02,J	1100	32	ug/kg dry	5.00	10/16/09 12:25	JLG	9J14034	8270C
Pyrene	**320**	D02,J	1100	7.4	ug/kg dry	5.00	10/16/09 12:25	JLG	9J14034	8270C
Total Metals by SW 846 Series Methods										
Aluminum	**6910**		13.7	NR	mg/kg dry	1.00	10/15/09 23:27	DAN	9J13083	6010B
Arsenic	**10.1**		2.7	NR	mg/kg dry	1.00	10/15/09 23:27	DAN	9J13083	6010B
Barium	**98.5**		0.685	NR	mg/kg dry	1.00	10/15/09 23:27	DAN	9J13083	6010B
Beryllium	**0.490**		0.274	NR	mg/kg dry	1.00	10/15/09 23:27	DAN	9J13083	6010B
Calcium	**18200**		68.5	NR	mg/kg dry	1.00	10/15/09 23:27	DAN	9J13083	6010B
Chromium	**278**		0.685	NR	mg/kg dry	1.00	10/15/09 23:27	DAN	9J13083	6010B
Cobalt	**8.54**		0.685	NR	mg/kg dry	1.00	10/15/09 23:27	DAN	9J13083	6010B
Copper	**287**		1.4	NR	mg/kg dry	1.00	10/15/09 23:27	DAN	9J13083	6010B
Iron	**31000**		13.7	NR	mg/kg dry	1.00	10/15/09 23:27	DAN	9J13083	6010B
Lead	**77.4**		1.4	NR	mg/kg dry	1.00	10/15/09 23:27	DAN	9J13083	6010B
Magnesium	**8640**		27.4	NR	mg/kg dry	1.00	10/15/09 23:27	DAN	9J13083	6010B
Manganese	**601**		0.3	NR	mg/kg dry	1.00	10/15/09 23:27	DAN	9J13083	6010B
Nickel	**80.3**		6.85	NR	mg/kg dry	1.00	10/15/09 23:27	DAN	9J13083	6010B
Potassium	**1160**		41.1	NR	mg/kg dry	1.00	10/15/09 23:27	DAN	9J13083	6010B
Sodium	**206**		192	NR	mg/kg dry	1.00	10/15/09 23:27	DAN	9J13083	6010B
Vanadium	**14.9**		0.685	NR	mg/kg dry	1.00	10/15/09 23:27	DAN	9J13083	6010B
Zinc	**110**		2.7	NR	mg/kg dry	1.00	10/15/09 23:27	DAN	9J13083	6010B
Mercury	**0.0370**		0.0283	NR	mg/kg dry	1.00	10/15/09 19:06	MXM	9J14080	7471A
General Chemistry Parameters										
Percent Solids	**74**		0.010	NR	%	1.00	10/14/09 13:41	JRR	9J14027	Dry Weight

Benchmark Environmental & Engineering Science
2558 Hamburg Turnpike, Suite 300
Lackawanna, NY 14218

SDG Number: RSJ0658

Project: Benchmark - Solsil site
Project Number: TURN-0002

Received: 10/09/09-10/14/09
Reported: 11/03/09 16:08

Executive Summary - Detections

Analyte	Sample Result	Data Qualifiers	RL	MDL	Units	Dil Fac	Date Analyzed	Lab Tech	Batch	Method
Client ID: SB-7 (3-5) (RSJ0765-07 - Solid)					**Sampled: 10/12/09 15:50**			**Recvd: 10/13/09 10:05**		
Total Metals by SW 846 Series Methods										
Aluminum	**14400**		12.2	NR	mg/kg dry	1.00	10/15/09 23:33	DAN	9J13083	6010B
Arsenic	**4.9**		2.4	NR	mg/kg dry	1.00	10/15/09 23:33	DAN	9J13083	6010B
Barium	**342**		0.609	NR	mg/kg dry	1.00	10/15/09 23:33	DAN	9J13083	6010B
Beryllium	**0.729**		0.244	NR	mg/kg dry	1.00	10/15/09 23:33	DAN	9J13083	6010B
Calcium	**45400**		60.9	NR	mg/kg dry	1.00	10/15/09 23:33	DAN	9J13083	6010B
Chromium	**154**		0.609	NR	mg/kg dry	1.00	10/15/09 23:33	DAN	9J13083	6010B
Cobalt	**11.4**		0.609	NR	mg/kg dry	1.00	10/15/09 23:33	DAN	9J13083	6010B
Copper	**21.7**		1.2	NR	mg/kg dry	1.00	10/15/09 23:33	DAN	9J13083	6010B
Iron	**21700**		12.2	NR	mg/kg dry	1.00	10/15/09 23:33	DAN	9J13083	6010B
Lead	**7.5**		1.2	NR	mg/kg dry	1.00	10/15/09 23:33	DAN	9J13083	6010B
Magnesium	**14400**		24.4	NR	mg/kg dry	1.00	10/15/09 23:33	DAN	9J13083	6010B
Manganese	**1970**		0.2	NR	mg/kg dry	1.00	10/15/09 23:33	DAN	9J13083	6010B
Nickel	**31.6**		6.09	NR	mg/kg dry	1.00	10/15/09 23:33	DAN	9J13083	6010B
Potassium	**2450**		36.6	NR	mg/kg dry	1.00	10/15/09 23:33	DAN	9J13083	6010B
Sodium	**399**		171	NR	mg/kg dry	1.00	10/15/09 23:33	DAN	9J13083	6010B
Vanadium	**27.4**		0.609	NR	mg/kg dry	1.00	10/15/09 23:33	DAN	9J13083	6010B
Zinc	**50.8**		2.4	NR	mg/kg dry	1.00	10/15/09 23:33	DAN	9J13083	6010B
Mercury	**0.0500**		0.0244	NR	mg/kg dry	1.00	10/15/09 19:08	MXM	9J14080	7471A
General Chemistry Parameters										
Percent Solids	**80**		0.010	NR	%	1.00	10/14/09 13:43	JRR	9J14027	Dry Weight
Client ID: SB-7 (3-5) (RSJ0765-07RE1 - Solid)					**Sampled: 10/12/09 15:50**			**Recvd: 10/13/09 10:05**		
Semivolatile Organics by GC/MS										
Benzo(a)anthracene	**16**	J	210	3.6	ug/kg dry	1.00	10/23/09 20:39	MKP	9J20078	8270C
Benzo(a)pyrene	**12**	J	210	5.1	ug/kg dry	1.00	10/23/09 20:39	MKP	9J20078	8270C
Benzo(b)fluoranthene	**17**	J	210	4.1	ug/kg dry	1.00	10/23/09 20:39	MKP	9J20078	8270C
Chrysene	**12**	J	210	2.1	ug/kg dry	1.00	10/23/09 20:39	MKP	9J20078	8270C
Fluoranthene	**22**	J	210	3.0	ug/kg dry	1.00	10/23/09 20:39	MKP	9J20078	8270C
Phenanthrene	**15**	J	210	4.4	ug/kg dry	1.00	10/23/09 20:39	MKP	9J20078	8270C
Pyrene	**20**	J	210	1.4	ug/kg dry	1.00	10/23/09 20:39	MKP	9J20078	8270C
Client ID: SB-8 (0-2) (RSJ0836-01 - Solid)					**Sampled: 10/13/09 10:00**			**Recvd: 10/14/09 09:50**		
Volatile Organic Compounds by EPA 8260B										
1,2,4-Trimethylbenzene	**110**		5.2	0.38	ug/kg dry	1.00	10/15/09 14:16	PQ	9J15038	8260B
1,3,5-Trimethylbenzene	**31**		5.2	0.34	ug/kg dry	1.00	10/15/09 14:16	PQ	9J15038	8260B
p-Cymene	**12**		5.2	0.42	ug/kg dry	1.00	10/15/09 14:16	PQ	9J15038	8260B
Acetone	**35**		26	1.2	ug/kg dry	1.00	10/15/09 14:16	PQ	9J15038	8260B
Carbon disulfide	**4.9**	J	5.2	0.45	ug/kg dry	1.00	10/15/09 14:16	PQ	9J15038	8260B
Cyclohexane	**15**		5.2	0.24	ug/kg dry	1.00	10/15/09 14:16	PQ	9J15038	8260B
Ethylbenzene	**3.6**	J	5.2	0.36	ug/kg dry	1.00	10/15/09 14:16	PQ	9J15038	8260B
Isopropylbenzene	**4.6**	J	5.2	0.79	ug/kg dry	1.00	10/15/09 14:16	PQ	9J15038	8260B
Methylcyclohexane	**45**		5.2	0.34	ug/kg dry	1.00	10/15/09 14:16	PQ	9J15038	8260B
Methylene Chloride	**4.4**	J	5.2	1.0	ug/kg dry	1.00	10/15/09 14:16	PQ	9J15038	8260B
m-Xylene & p-Xylene	**15**		10	0.88	ug/kg dry	1.00	10/15/09 14:16	PQ	9J15038	8260B
n-Propylbenzene	**4.5**	J	5.2	0.42	ug/kg dry	1.00	10/15/09 14:16	PQ	9J15038	8260B

Benchmark Environmental & Engineering Science
2558 Hamburg Turnpike, Suite 300
Lackawanna, NY 14218

SDG Number: RSJ0658

Project: Benchmark - Solsil site
Project Number: TURN-0002

Received: 10/09/09-10/14/09
Reported: 11/03/09 16:08

Executive Summary - Detections

Analyte	Sample Result	Data Qualifiers	RL	MDL	Units	Dil Fac	Date Analyzed	Lab Tech	Batch	Method
Client ID: SB-8 (0-2) (RSJ0836-01 - Solid) - cont.						**Sampled: 10/13/09 10:00**		**Recvd: 10/14/09 09:50**		
Volatile Organic Compounds by EPA 8260B - cont.										
o-Xylene	**14**		5.2	0.68	ug/kg dry	1.00	10/15/09 14:16	PQ	9J15038	8260B
sec-Butylbenzene	**7.2**		5.2	0.45	ug/kg dry	1.00	10/15/09 14:16	PQ	9J15038	8260B
Toluene	**2.9**	J	5.2	0.40	ug/kg dry	1.00	10/15/09 14:16	PQ	9J15038	8260B
Xylenes, total	**30**		10	0.88	ug/kg dry	1.00	10/15/09 14:16	PQ	9J15038	8260B
Semivolatile Organics by GC/MS										
2-Methylnaphthalene	**1200**		180	2.2	ug/kg dry	1.00	10/19/09 11:23	MKP	9J14124	8270C
Acenaphthene	**96**	J	180	2.1	ug/kg dry	1.00	10/19/09 11:23	MKP	9J14124	8270C
Benzo(a)anthracene	**68**	J	180	3.1	ug/kg dry	1.00	10/19/09 11:23	MKP	9J14124	8270C
Benzo(a)pyrene	**61**	J	180	4.4	ug/kg dry	1.00	10/19/09 11:23	MKP	9J14124	8270C
Benzo(b)fluoranthene	**110**	J	180	3.5	ug/kg dry	1.00	10/19/09 11:23	MKP	9J14124	8270C
Benzo(ghi)perylene	**59**	J	180	2.2	ug/kg dry	1.00	10/19/09 11:23	MKP	9J14124	8270C
Biphenyl	**41**	J	180	11	ug/kg dry	1.00	10/19/09 11:23	MKP	9J14124	8270C
Bis(2-ethylhexyl) phthalate	**81**	J	180	58	ug/kg dry	1.00	10/19/09 11:23	MKP	9J14124	8270C
Chrysene	**120**	J	180	1.8	ug/kg dry	1.00	10/19/09 11:23	MKP	9J14124	8270C
Fluoranthene	**140**	J	180	2.6	ug/kg dry	1.00	10/19/09 11:23	MKP	9J14124	8270C
Fluorene	**210**		180	4.2	ug/kg dry	1.00	10/19/09 11:23	MKP	9J14124	8270C
Naphthalene	**270**		180	3.0	ug/kg dry	1.00	10/19/09 11:23	MKP	9J14124	8270C
Phenanthrene	**500**		180	3.8	ug/kg dry	1.00	10/19/09 11:23	MKP	9J14124	8270C
Pyrene	**130**	J	180	1.2	ug/kg dry	1.00	10/19/09 11:23	MKP	9J14124	8270C
Polychlorinated Biphenyls by EPA Method 8082										
Aroclor 1254	**72**	QSU	18	3.7	ug/kg dry	1.00	10/17/09 08:59	SCH	9J14120	8082
Total Metals by SW 846 Series Methods										
Aluminum	**7850**		10.9	NR	mg/kg dry	1.00	10/16/09 00:46	DAN	9J15012	6010B
Arsenic	**10.0**		2.2	NR	mg/kg dry	1.00	10/16/09 00:46	DAN	9J15012	6010B
Barium	**53.3**		0.543	NR	mg/kg dry	1.00	10/16/09 00:46	DAN	9J15012	6010B
Beryllium	**0.505**		0.217	NR	mg/kg dry	1.00	10/16/09 00:46	DAN	9J15012	6010B
Calcium	**10600**		54.3	NR	mg/kg dry	1.00	10/16/09 00:46	DAN	9J15012	6010B
Chromium	**141**		0.543	NR	mg/kg dry	1.00	10/16/09 00:46	DAN	9J15012	6010B
Cobalt	**12.3**		0.543	NR	mg/kg dry	1.00	10/16/09 00:46	DAN	9J15012	6010B
Copper	**93.1**		1.1	NR	mg/kg dry	1.00	10/16/09 00:46	DAN	9J15012	6010B
Iron	**95700**	D08	54.3	NR	mg/kg dry	5.00	10/16/09 12:11	AMH	9J15012	6010B
Lead	**58.8**		1.1	NR	mg/kg dry	1.00	10/16/09 00:46	DAN	9J15012	6010B
Magnesium	**4740**		21.7	NR	mg/kg dry	1.00	10/16/09 00:46	DAN	9J15012	6010B
Manganese	**1610**		0.2	NR	mg/kg dry	1.00	10/16/09 00:46	DAN	9J15012	6010B
Nickel	**127**		5.43	NR	mg/kg dry	1.00	10/16/09 00:46	DAN	9J15012	6010B
Potassium	**810**		32.6	NR	mg/kg dry	1.00	10/16/09 00:46	DAN	9J15012	6010B
Thallium	**9.5**		6.5	NR	mg/kg dry	1.00	10/16/09 00:46	DAN	9J15012	6010B
Vanadium	**16.4**		0.543	NR	mg/kg dry	1.00	10/16/09 00:46	DAN	9J15012	6010B
Zinc	**68.1**		2.2	NR	mg/kg dry	1.00	10/16/09 00:46	DAN	9J15012	6010B
Mercury	**0.178**		0.0205	NR	mg/kg dry	1.00	10/15/09 15:42	MXM	9J15033	7471A
General Chemistry Parameters										
Percent Solids	**93**		0.010	NR	%	1.00	10/15/09 16:08	JR	9J15042	Dry Weight

Benchmark Environmental & Engineering Science
2558 Hamburg Turnpike, Suite 300
Lackawanna, NY 14218

SDG Number: RSJ0658

Project: Benchmark - Solsil site
Project Number: TURN-0002

Received: 10/09/09-10/14/09
Reported: 11/03/09 16:08

Executive Summary - Detections

Analyte	Sample Result	Data Qualifiers	RL	MDL	Units	Dil Fac	Date Analyzed	Lab Tech	Batch	Method
Client ID: SB-9 (4-8) (RSJ0836-02 - Solid)						**Sampled: 10/13/09 11:30**		**Recvd: 10/14/09 09:50**		
Semivolatile Organics by GC/MS										
Bis(2-ethylhexyl) phthalate	**71**	J	190	62	ug/kg dry	1.00	10/19/09 11:47	MKP	9J14124	8270C
Total Metals by SW 846 Series Methods										
Aluminum	**10500**		11.9	NR	mg/kg dry	1.00	10/16/09 00:52	DAN	9J15012	6010B
Arsenic	**2.6**		2.4	NR	mg/kg dry	1.00	10/16/09 00:52	DAN	9J15012	6010B
Barium	**108**		0.595	NR	mg/kg dry	1.00	10/16/09 00:52	DAN	9J15012	6010B
Beryllium	**0.581**		0.238	NR	mg/kg dry	1.00	10/16/09 00:52	DAN	9J15012	6010B
Calcium	**110000**	D08	297	NR	mg/kg dry	5.00	10/16/09 12:16	AMH	9J15012	6010B
Chromium	**13.8**		0.595	NR	mg/kg dry	1.00	10/16/09 00:52	DAN	9J15012	6010B
Cobalt	**8.77**		0.595	NR	mg/kg dry	1.00	10/16/09 00:52	DAN	9J15012	6010B
Copper	**19.8**		1.2	NR	mg/kg dry	1.00	10/16/09 00:52	DAN	9J15012	6010B
Iron	**16500**		11.9	NR	mg/kg dry	1.00	10/16/09 00:52	DAN	9J15012	6010B
Lead	**5.7**		1.2	NR	mg/kg dry	1.00	10/16/09 00:52	DAN	9J15012	6010B
Magnesium	**8200**		23.8	NR	mg/kg dry	1.00	10/16/09 00:52	DAN	9J15012	6010B
Manganese	**727**		0.2	NR	mg/kg dry	1.00	10/16/09 00:52	DAN	9J15012	6010B
Nickel	**19.5**		5.95	NR	mg/kg dry	1.00	10/16/09 00:52	DAN	9J15012	6010B
Potassium	**2160**		35.7	NR	mg/kg dry	1.00	10/16/09 00:52	DAN	9J15012	6010B
Sodium	**287**		166	NR	mg/kg dry	1.00	10/16/09 00:52	DAN	9J15012	6010B
Vanadium	**20.5**		0.595	NR	mg/kg dry	1.00	10/16/09 00:52	DAN	9J15012	6010B
Zinc	**37.5**		2.4	NR	mg/kg dry	1.00	10/16/09 00:52	DAN	9J15012	6010B
General Chemistry Parameters										
Percent Solids	**86**		0.010	NR	%	1.00	10/15/09 16:10	JR	9J15042	Dry Weight
Client ID: SED-1 (RSJ0706-01 - Solid)						**Sampled: 10/09/09**		**Recvd: 10/09/09 16:20**		
Volatile Organic Compounds by EPA 8260B										
Methylene Chloride	**6.1**	B	5.6	1.1	ug/kg dry	1.00	10/13/09 22:15	CDC	9J13102	8260B
Semivolatile Organics by GC/MS										
Benzo(a)anthracene	**350**	D12,J	3800	64	ug/kg dry	20.0	10/14/09 18:10	JRS	9J13045	8270C
Fluoranthene	**390**	D12,J	3800	54	ug/kg dry	20.0	10/14/09 18:10	JRS	9J13045	8270C
Phenanthrene	**410**	D12,J	3800	78	ug/kg dry	20.0	10/14/09 18:10	JRS	9J13045	8270C
Pyrene	**350**	D12,J	3800	24	ug/kg dry	20.0	10/14/09 18:10	JRS	9J13045	8270C
Polychlorinated Biphenyls by EPA Method 8082										
Aroclor 1254	**5.7**	QSU,J	19	4.0	ug/kg dry	1.00	10/14/09 08:11	JxM	9J12079	8082
Total Metals by SW 846 Series Methods										
Aluminum	**1190**		12.3	NR	mg/kg dry	1.00	10/14/09 16:13	LMH	9J13012	6010B
Arsenic	**6.5**		2.5	NR	mg/kg dry	1.00	10/14/09 16:13	LMH	9J13012	6010B
Barium	**26.7**		0.614	NR	mg/kg dry	1.00	10/14/09 16:13	LMH	9J13012	6010B
Beryllium	**0.392**		0.246	NR	mg/kg dry	1.00	10/14/09 16:13	LMH	9J13012	6010B
Cadmium	**2.81**		0.246	NR	mg/kg dry	1.00	10/14/09 16:13	LMH	9J13012	6010B
Calcium	**100000**	D08	307	NR	mg/kg dry	5.00	10/15/09 14:33	DAN	9J13012	6010B
Chromium	**51.0**		0.614	NR	mg/kg dry	1.00	10/14/09 16:13	LMH	9J13012	6010B

Benchmark Environmental & Engineering Science
2558 Hamburg Turnpike, Suite 300
Lackawanna, NY 14218

SDG Number: RSJ0658

Project: Benchmark - Solsil site
Project Number: TURN-0002

Received: 10/09/09-10/14/09
Reported: 11/03/09 16:08

Executive Summary - Detections

Analyte	Sample Result	Data Qualifiers	RL	MDL	Units	Dil Fac	Date Analyzed	Lab Tech	Batch	Method
Client ID: SED-1 (RSJ0706-01 - Solid) - cont.					**Sampled: 10/09/09**			**Recvd: 10/09/09 16:20**		
Total Metals by SW 846 Series Methods - cont.										
Cobalt	**4.43**		0.614	NR	mg/kg dry	1.00	10/14/09 16:13	LMH	9J13012	6010B
Copper	**49.5**		1.2	NR	mg/kg dry	1.00	10/14/09 16:13	LMH	9J13012	6010B
Iron	**65200**	D08	61.4	NR	mg/kg dry	5.00	10/15/09 14:33	DAN	9J13012	6010B
Lead	**52.9**		1.2	NR	mg/kg dry	1.00	10/14/09 16:13	LMH	9J13012	6010B
Magnesium	**53100**	D08	123	NR	mg/kg dry	5.00	10/15/09 14:33	DAN	9J13012	6010B
Manganese	**569**		0.2	NR	mg/kg dry	1.00	10/14/09 16:13	LMH	9J13012	6010B
Nickel	**32.0**		6.14	NR	mg/kg dry	1.00	10/14/09 16:13	LMH	9J13012	6010B
Potassium	**408**		36.8	NR	mg/kg dry	1.00	10/14/09 16:13	LMH	9J13012	6010B
Sodium	**192**		172	NR	mg/kg dry	1.00	10/14/09 16:13	LMH	9J13012	6010B
Vanadium	**4.83**		0.614	NR	mg/kg dry	1.00	10/14/09 16:13	LMH	9J13012	6010B
Zinc	**1460**	D08	12.3	NR	mg/kg dry	5.00	10/15/09 14:33	DAN	9J13012	6010B
General Chemistry Parameters										
Percent Solids	**88**		0.010	NR	%	1.00	10/13/09 15:16	JRR	9J13041	Dry Weight
Client ID: SED-2 (RSJ0706-02 - Solid)					**Sampled: 10/09/09**			**Recvd: 10/09/09 16:20**		
Volatile Organic Compounds by EPA 8260B										
Acetone	**15**	J	35	1.5	ug/kg dry	1.00	10/13/09 22:40	CDC	9J13102	8260B
Cyclohexane	**2.2**	J	7.0	0.32	ug/kg dry	1.00	10/13/09 22:40	CDC	9J13102	8260B
Methylene Chloride	**3.2**	B, J	7.0	1.4	ug/kg dry	1.00	10/13/09 22:40	CDC	9J13102	8260B
Semivolatile Organics by GC/MS										
2-Methylnaphthalene	**860**	D12,J	12000	140	ug/kg dry	50.0	10/14/09 18:34	JRS	9J13045	8270C
Acenaphthene	**3100**	D12,J	12000	140	ug/kg dry	50.0	10/14/09 18:34	JRS	9J13045	8270C
Anthracene	**6100**	D12,J	12000	300	ug/kg dry	50.0	10/14/09 18:34	JRS	9J13045	8270C
Benzo(a)anthracene	**17000**	D12	12000	200	ug/kg dry	50.0	10/14/09 18:34	JRS	9J13045	8270C
Benzo(a)pyrene	**16000**	D12	12000	280	ug/kg dry	50.0	10/14/09 18:34	JRS	9J13045	8270C
Benzo(b)fluoranthene	**18000**	D12	12000	230	ug/kg dry	50.0	10/14/09 18:34	JRS	9J13045	8270C
Benzo(ghi)perylene	**13000**	D12	12000	140	ug/kg dry	50.0	10/14/09 18:34	JRS	9J13045	8270C
Benzo(k)fluoranthene	**9500**	D12,J	12000	130	ug/kg dry	50.0	10/14/09 18:34	JRS	9J13045	8270C
Carbazole	**4400**	D12,J	12000	140	ug/kg dry	50.0	10/14/09 18:34	JRS	9J13045	8270C
Chrysene	**20000**	D12	12000	120	ug/kg dry	50.0	10/14/09 18:34	JRS	9J13045	8270C
Dibenzo(a,h)anthracene	**2200**	D12,J	12000	140	ug/kg dry	50.0	10/14/09 18:34	JRS	9J13045	8270C
Fluoranthene	**56000**	D12	12000	170	ug/kg dry	50.0	10/14/09 18:34	JRS	9J13045	8270C
Fluorene	**2500**	D12,J	12000	270	ug/kg dry	50.0	10/14/09 18:34	JRS	9J13045	8270C
Indeno(1,2,3-cd)pyrene	**11000**	D12,J	12000	320	ug/kg dry	50.0	10/14/09 18:34	JRS	9J13045	8270C
Phenanthrene	**44000**	D12	12000	250	ug/kg dry	50.0	10/14/09 18:34	JRS	9J13045	8270C
Pyrene	**43000**	D12	12000	76	ug/kg dry	50.0	10/14/09 18:34	JRS	9J13045	8270C
Total Metals by SW 846 Series Methods										
Aluminum	**1900**		14.5	NR	mg/kg dry	1.00	10/14/09 14:13	LMH	9J13012	6010B
Arsenic	**9.3**		2.9	NR	mg/kg dry	1.00	10/14/09 14:13	LMH	9J13012	6010B
Barium	**40.8**		0.724	NR	mg/kg dry	1.00	10/14/09 14:13	LMH	9J13012	6010B
Beryllium	**0.376**		0.290	NR	mg/kg dry	1.00	10/14/09 14:13	LMH	9J13012	6010B
Cadmium	**0.769**		0.290	NR	mg/kg dry	1.00	10/14/09 14:13	LMH	9J13012	6010B
Calcium	**27400**		72.4	NR	mg/kg dry	1.00	10/14/09 14:13	LMH	9J13012	6010B

Benchmark Environmental & Engineering Science
2558 Hamburg Turnpike, Suite 300
Lackawanna, NY 14218

SDG Number: RSJ0658

Project: Benchmark - Solsil site
Project Number: TURN-0002

Received: 10/09/09-10/14/09
Reported: 11/03/09 16:08

Executive Summary - Detections

Analyte	Sample Result	Data Qualifiers	RL	MDL	Units	Dil Fac	Date Analyzed	Lab Tech	Batch	Method
Client ID: SED-2 (RSJ0706-02 - Solid) - cont.					**Sampled: 10/09/09**			**Recvd: 10/09/09 16:20**		
Total Metals by SW 846 Series Methods - cont.										
Chromium	**1270**		0.724	NR	mg/kg dry	1.00	10/14/09 14:13	LMH	9J13012	6010B
Cobalt	**3.99**		0.724	NR	mg/kg dry	1.00	10/14/09 14:13	LMH	9J13012	6010B
Copper	**40.7**		1.4	NR	mg/kg dry	1.00	10/14/09 14:13	LMH	9J13012	6010B
Iron	**6390**		14.5	NR	mg/kg dry	1.00	10/14/09 14:13	LMH	9J13012	6010B
Lead	**32.6**		1.4	NR	mg/kg dry	1.00	10/14/09 14:13	LMH	9J13012	6010B
Magnesium	**13900**		29.0	NR	mg/kg dry	1.00	10/14/09 14:13	LMH	9J13012	6010B
Manganese	**956**		0.3	NR	mg/kg dry	1.00	10/14/09 14:13	LMH	9J13012	6010B
Nickel	**14.9**		7.24	NR	mg/kg dry	1.00	10/14/09 14:13	LMH	9J13012	6010B
Potassium	**287**		43.4	NR	mg/kg dry	1.00	10/14/09 14:13	LMH	9J13012	6010B
Sodium	**869**		203	NR	mg/kg dry	1.00	10/14/09 14:13	LMH	9J13012	6010B
Vanadium	**9.01**		0.724	NR	mg/kg dry	1.00	10/14/09 14:13	LMH	9J13012	6010B
Zinc	**315**		2.9	NR	mg/kg dry	1.00	10/14/09 14:13	LMH	9J13012	6010B
General Chemistry Parameters										
Percent Solids	**71**		0.010	NR	%	1.00	10/13/09 15:18	JRR	9J13041	Dry Weight
Client ID: SED-3 (RSJ0706-03 - Solid)					**Sampled: 10/09/09**			**Recvd: 10/09/09 16:20**		
Volatile Organic Compounds by EPA 8260B										
2-Butanone	**26**	J	68	5.0	ug/kg dry	1.00	10/13/09 23:05	CDC	9J13102	8260B
Acetone	**160**		68	3.0	ug/kg dry	1.00	10/13/09 23:05	CDC	9J13102	8260B
Methylene Chloride	**6.2**	B, J	14	2.7	ug/kg dry	1.00	10/13/09 23:05	CDC	9J13102	8260B
Toluene	**320**		14	1.0	ug/kg dry	1.00	10/13/09 23:05	CDC	9J13102	8260B
Semivolatile Organics by GC/MS										
Benzo(a)anthracene	**2400**	D12,J	23000	400	ug/kg dry	50.0	10/14/09 18:58	JRS	9J13045	8270C
Benzo(a)pyrene	**2600**	D12,J	23000	550	ug/kg dry	50.0	10/14/09 18:58	JRS	9J13045	8270C
Benzo(b)fluoranthene	**3300**	D12,J	23000	450	ug/kg dry	50.0	10/14/09 18:58	JRS	9J13045	8270C
Chrysene	**2800**	D12,J	23000	230	ug/kg dry	50.0	10/14/09 18:58	JRS	9J13045	8270C
Fluoranthene	**4900**	D12,J	23000	330	ug/kg dry	50.0	10/14/09 18:58	JRS	9J13045	8270C
Phenanthrene	**2600**	D12,J	23000	480	ug/kg dry	50.0	10/14/09 18:58	JRS	9J13045	8270C
Pyrene	**4600**	D12,J	23000	150	ug/kg dry	50.0	10/14/09 18:58	JRS	9J13045	8270C
Polychlorinated Biphenyls by EPA Method 8082										
Aroclor 1254	**97**	QSU	46	9.8	ug/kg dry	1.00	10/14/09 08:40	JxM	9J12079	8082
Total Metals by SW 846 Series Methods										
Aluminum	**5370**		29.7	NR	mg/kg dry	1.00	10/14/09 14:28	LMH	9J13012	6010B
Arsenic	**7.4**		5.9	NR	mg/kg dry	1.00	10/14/09 14:28	LMH	9J13012	6010B
Barium	**177**		1.49	NR	mg/kg dry	1.00	10/14/09 14:28	LMH	9J13012	6010B
Beryllium	**0.681**		0.594	NR	mg/kg dry	1.00	10/14/09 14:28	LMH	9J13012	6010B
Cadmium	**2.22**		0.594	NR	mg/kg dry	1.00	10/14/09 14:28	LMH	9J13012	6010B
Calcium	**108000**		149	NR	mg/kg dry	1.00	10/14/09 14:28	LMH	9J13012	6010B
Chromium	**84.8**		1.49	NR	mg/kg dry	1.00	10/14/09 14:28	LMH	9J13012	6010B
Cobalt	**8.40**		1.49	NR	mg/kg dry	1.00	10/14/09 14:28	LMH	9J13012	6010B
Copper	**131**		3.0	NR	mg/kg dry	1.00	10/14/09 14:28	LMH	9J13012	6010B
Iron	**16700**		29.7	NR	mg/kg dry	1.00	10/14/09 14:28	LMH	9J13012	6010B

Benchmark Environmental & Engineering Science
2558 Hamburg Turnpike, Suite 300
Lackawanna, NY 14218

SDG Number: RSJ0658

Project: Benchmark - Solsil site
Project Number: TURN-0002

Received: 10/09/09-10/14/09
Reported: 11/03/09 16:08

Executive Summary - Detections

Analyte	Sample Result	Data Qualifiers	RL	MDL	Units	Dil Fac	Date Analyzed	Lab Tech	Batch	Method
Client ID: SED-3 (RSJ0706-03 - Solid) - cont.					**Sampled: 10/09/09**			**Recvd: 10/09/09 16:20**		
Total Metals by SW 846 Series Methods - cont.										
Lead	**125**		3.0	NR	mg/kg dry	1.00	10/14/09 14:28	LMH	9J13012	6010B
Magnesium	**53300**		59.4	NR	mg/kg dry	1.00	10/14/09 14:28	LMH	9J13012	6010B
Manganese	**825**		0.6	NR	mg/kg dry	1.00	10/14/09 14:28	LMH	9J13012	6010B
Nickel	**64.4**		14.9	NR	mg/kg dry	1.00	10/14/09 14:28	LMH	9J13012	6010B
Potassium	**906**		89.2	NR	mg/kg dry	1.00	10/14/09 14:28	LMH	9J13012	6010B
Vanadium	**18.4**		1.49	NR	mg/kg dry	1.00	10/14/09 14:28	LMH	9J13012	6010B
Zinc	**1520**		5.9	NR	mg/kg dry	1.00	10/14/09 14:28	LMH	9J13012	6010B
Mercury	**0.438**		0.0508	NR	mg/kg dry	1.00	10/13/09 16:57	MXM	9J13026	7471A
General Chemistry Parameters										
Percent Solids	**36**		0.010	NR	%	1.00	10/13/09 15:20	JRR	9J13041	Dry Weight
Client ID: TP-14 (2.5-3.5) (RSJ0658-06 - Solid)					**Sampled: 10/07/09 14:50**			**Recvd: 10/09/09 11:40**		
Semivolatile Organics by GC/MS										
Fluoranthene	**530**	D12,J	10000	150	ug/kg dry	50.0	10/15/09 17:53	JRS	9J10011	8270C
Total Metals by SW 846 Series Methods										
Aluminum	**7620**		12.1	NR	mg/kg dry	1.00	10/15/09 14:05	DAN	9J12051	6010B
Arsenic	**9.1**		2.4	NR	mg/kg dry	1.00	10/15/09 14:05	DAN	9J12051	6010B
Barium	**85.7**		0.605	NR	mg/kg dry	1.00	10/15/09 14:05	DAN	9J12051	6010B
Beryllium	**0.509**		0.242	NR	mg/kg dry	1.00	10/15/09 14:05	DAN	9J12051	6010B
Calcium	**8030**		60.5	NR	mg/kg dry	1.00	10/15/09 14:05	DAN	9J12051	6010B
Chromium	**126**		0.605	NR	mg/kg dry	1.00	10/15/09 14:05	DAN	9J12051	6010B
Cobalt	**13.3**		0.605	NR	mg/kg dry	1.00	10/15/09 14:05	DAN	9J12051	6010B
Copper	**143**		1.2	NR	mg/kg dry	1.00	10/15/09 14:05	DAN	9J12051	6010B
Iron	**98900**	D08	60.5	NR	mg/kg dry	5.00	10/15/09 19:19	DAN	9J12051	6010B
Lead	**67.1**		1.2	NR	mg/kg dry	1.00	10/15/09 14:05	DAN	9J12051	6010B
Magnesium	**4320**		24.2	NR	mg/kg dry	1.00	10/15/09 14:05	DAN	9J12051	6010B
Manganese	**1930**		0.2	NR	mg/kg dry	1.00	10/15/09 14:05	DAN	9J12051	6010B
Nickel	**312**		6.05	NR	mg/kg dry	1.00	10/15/09 14:05	DAN	9J12051	6010B
Potassium	**901**		36.3	NR	mg/kg dry	1.00	10/15/09 14:05	DAN	9J12051	6010B
Sodium	**415**		169	NR	mg/kg dry	1.00	10/15/09 14:05	DAN	9J12051	6010B
Thallium	**9.9**		7.3	NR	mg/kg dry	1.00	10/15/09 14:05	DAN	9J12051	6010B
Vanadium	**17.7**		0.605	NR	mg/kg dry	1.00	10/15/09 14:05	DAN	9J12051	6010B
Zinc	**189**		2.4	NR	mg/kg dry	1.00	10/15/09 14:05	DAN	9J12051	6010B
Mercury	**0.0828**		0.0240	NR	mg/kg dry	1.00	10/14/09 20:43	MXM	9J13028	7471A
General Chemistry Parameters										
Percent Solids	**80**		0.010	NR	%	1.00	10/12/09 17:16	JR	9J12049	Dry Weight

Benchmark Environmental & Engineering Science
2558 Hamburg Turnpike, Suite 300
Lackawanna, NY 14218

SDG Number: RSJ0658

Project: Benchmark - Solsil site
Project Number: TURN-0002

Received: 10/09/09-10/14/09
Reported: 11/03/09 16:08

Executive Summary - Detections

Analyte	Sample Result	Data Qualifiers	RL	MDL	Units	Dil Fac	Date Analyzed	Lab Tech	Batch	Method
Client ID: TP-5 (0-3) (RSJ0658-01 - Solid)						**Sampled: 10/07/09 10:00**		**Recvd: 10/09/09 11:40**		
Semivolatile Organics by GC/MS										
Benzo(a)anthracene	**360**	D12,J	1800	31	ug/kg dry	10.0	10/15/09 16:42	JRS	9J10011	8270C
Benzo(a)pyrene	**320**	D12,J	1800	43	ug/kg dry	10.0	10/15/09 16:42	JRS	9J10011	8270C
Benzo(b)fluoranthene	**380**	D12,J	1800	35	ug/kg dry	10.0	10/15/09 16:42	JRS	9J10011	8270C
Benzo(ghi)perylene	**390**	D12,J	1800	22	ug/kg dry	10.0	10/15/09 16:42	JRS	9J10011	8270C
Benzo(k)fluoranthene	**200**	D12,J	1800	20	ug/kg dry	10.0	10/15/09 16:42	JRS	9J10011	8270C
Chrysene	**330**	D12,J	1800	18	ug/kg dry	10.0	10/15/09 16:42	JRS	9J10011	8270C
Fluoranthene	**470**	D12,J	1800	26	ug/kg dry	10.0	10/15/09 16:42	JRS	9J10011	8270C
Indeno(1,2,3-cd)pyrene	**280**	D12,J	1800	50	ug/kg dry	10.0	10/15/09 16:42	JRS	9J10011	8270C
Phenanthrene	**300**	D12,J	1800	38	ug/kg dry	10.0	10/15/09 16:42	JRS	9J10011	8270C
Pyrene	**430**	D12,J	1800	12	ug/kg dry	10.0	10/15/09 16:42	JRS	9J10011	8270C
Total Metals by SW 846 Series Methods										
Aluminum	**3120**		10.3	NR	mg/kg dry	1.00	10/15/09 13:40	DAN	9J12051	6010B
Arsenic	**7.3**		2.1	NR	mg/kg dry	1.00	10/15/09 13:40	DAN	9J12051	6010B
Barium	**191**		0.517	NR	mg/kg dry	1.00	10/15/09 13:40	DAN	9J12051	6010B
Beryllium	**0.315**		0.207	NR	mg/kg dry	1.00	10/15/09 13:40	DAN	9J12051	6010B
Cadmium	**0.518**		0.207	NR	mg/kg dry	1.00	10/15/09 13:40	DAN	9J12051	6010B
Calcium	**8260**		51.7	NR	mg/kg dry	1.00	10/15/09 13:40	DAN	9J12051	6010B
Chromium	**443**		0.517	NR	mg/kg dry	1.00	10/15/09 13:40	DAN	9J12051	6010B
Cobalt	**5.57**		0.517	NR	mg/kg dry	1.00	10/15/09 13:40	DAN	9J12051	6010B
Copper	**81.1**		1.0	NR	mg/kg dry	1.00	10/15/09 13:40	DAN	9J12051	6010B
Iron	**12400**		10.3	NR	mg/kg dry	1.00	10/15/09 13:40	DAN	9J12051	6010B
Lead	**74.6**		1.0	NR	mg/kg dry	1.00	10/15/09 13:40	DAN	9J12051	6010B
Magnesium	**9370**		20.7	NR	mg/kg dry	1.00	10/15/09 13:40	DAN	9J12051	6010B
Manganese	**3880**	D08	1.0	NR	mg/kg dry	5.00	10/15/09 19:09	DAN	9J12051	6010B
Nickel	**54.2**		5.17	NR	mg/kg dry	1.00	10/15/09 13:40	DAN	9J12051	6010B
Potassium	**428**		31.0	NR	mg/kg dry	1.00	10/15/09 13:40	DAN	9J12051	6010B
Vanadium	**9.36**		0.517	NR	mg/kg dry	1.00	10/15/09 13:40	DAN	9J12051	6010B
Zinc	**545**		2.1	NR	mg/kg dry	1.00	10/15/09 13:40	DAN	9J12051	6010B
Mercury	**0.0640**		0.0230	NR	mg/kg dry	1.00	10/14/09 20:33	MXM	9J13028	7471A
General Chemistry Parameters										
Percent Solids	**92**		0.010	NR	%	1.00	10/12/09 17:10	JR	9J12049	Dry Weight

Benchmark Environmental & Engineering Science
2558 Hamburg Turnpike, Suite 300
Lackawanna, NY 14218

SDG Number: RSJ0658

Project: Benchmark - Solsil site
Project Number: TURN-0002

Received: 10/09/09-10/14/09
Reported: 11/03/09 16:08

Executive Summary - Detections

Analyte	Sample Result	Data Qualifiers	RL	MDL	Units	Dil Fac	Date Analyzed	Lab Tech	Batch	Method
Client ID: TP-7 (1-2) (RSJ0658-02 - Solid)						**Sampled: 10/07/09 11:30**		**Recvd: 10/09/09 11:40**		
Volatile Organic Compounds by EPA 8260B										
1,2,4-Trimethylbenzene	**1.6**	J	5.6	0.41	ug/kg dry	1.00	10/10/09 17:53	PQ	9J10019	8260B
Acetone	**27**	J	28	1.2	ug/kg dry	1.00	10/10/09 17:53	PQ	9J10019	8260B
Carbon disulfide	**1.7**	J	5.6	0.48	ug/kg dry	1.00	10/10/09 17:53	PQ	9J10019	8260B
Cyclohexane	**1.6**	J	5.6	0.26	ug/kg dry	1.00	10/10/09 17:53	PQ	9J10019	8260B
Methylene Chloride	**2.2**	J	5.6	1.1	ug/kg dry	1.00	10/10/09 17:53	PQ	9J10019	8260B
Semivolatile Organics by GC/MS										
2-Methylnaphthalene	**190**		190	2.3	ug/kg dry	1.00	10/15/09 17:06	JRS	9J10011	8270C
Acenaphthene	**130**	J	190	2.2	ug/kg dry	1.00	10/15/09 17:06	JRS	9J10011	8270C
Anthracene	**160**	J	190	4.8	ug/kg dry	1.00	10/15/09 17:06	JRS	9J10011	8270C
Benzo(a)anthracene	**590**		190	3.3	ug/kg dry	1.00	10/15/09 17:06	JRS	9J10011	8270C
Benzo(a)pyrene	**430**		190	4.5	ug/kg dry	1.00	10/15/09 17:06	JRS	9J10011	8270C
Benzo(b)fluoranthene	**650**		190	3.7	ug/kg dry	1.00	10/15/09 17:06	JRS	9J10011	8270C
Benzo(ghi)perylene	**440**		190	2.3	ug/kg dry	1.00	10/15/09 17:06	JRS	9J10011	8270C
Benzo(k)fluoranthene	**220**		190	2.1	ug/kg dry	1.00	10/15/09 17:06	JRS	9J10011	8270C
Biphenyl	**36**	J	190	12	ug/kg dry	1.00	10/15/09 17:06	JRS	9J10011	8270C
Carbazole	**110**	J	190	2.2	ug/kg dry	1.00	10/15/09 17:06	JRS	9J10011	8270C
Chrysene	**730**		190	1.9	ug/kg dry	1.00	10/15/09 17:06	JRS	9J10011	8270C
Dibenzo(a,h)anthracene	**95**	J	190	2.2	ug/kg dry	1.00	10/15/09 17:06	JRS	9J10011	8270C
Dibenzofuran	**70**	J	190	2.0	ug/kg dry	1.00	10/15/09 17:06	JRS	9J10011	8270C
Fluoranthene	**1200**		190	2.7	ug/kg dry	1.00	10/15/09 17:06	JRS	9J10011	8270C
Fluorene	**84**	J	190	4.3	ug/kg dry	1.00	10/15/09 17:06	JRS	9J10011	8270C
Naphthalene	**78**	J	190	3.1	ug/kg dry	1.00	10/15/09 17:06	JRS	9J10011	8270C
Phenanthrene	**950**		190	4.0	ug/kg dry	1.00	10/15/09 17:06	JRS	9J10011	8270C
Pyrene	**1000**		190	1.2	ug/kg dry	1.00	10/15/09 17:06	JRS	9J10011	8270C
Total Metals by SW 846 Series Methods										
Aluminum	**8480**		11.6	NR	mg/kg dry	1.00	10/15/09 13:45	DAN	9J12051	6010B
Arsenic	**9.4**		2.3	NR	mg/kg dry	1.00	10/15/09 13:45	DAN	9J12051	6010B
Barium	**242**		0.582	NR	mg/kg dry	1.00	10/15/09 13:45	DAN	9J12051	6010B
Beryllium	**1.23**		0.233	NR	mg/kg dry	1.00	10/15/09 13:45	DAN	9J12051	6010B
Cadmium	**0.285**		0.233	NR	mg/kg dry	1.00	10/15/09 13:45	DAN	9J12051	6010B
Calcium	**47500**		58.2	NR	mg/kg dry	1.00	10/15/09 13:45	DAN	9J12051	6010B
Chromium	**240**		0.582	NR	mg/kg dry	1.00	10/15/09 13:45	DAN	9J12051	6010B
Cobalt	**28.4**		0.582	NR	mg/kg dry	1.00	10/15/09 13:45	DAN	9J12051	6010B
Copper	**124**		1.2	NR	mg/kg dry	1.00	10/15/09 13:45	DAN	9J12051	6010B
Iron	**25300**		11.6	NR	mg/kg dry	1.00	10/15/09 13:45	DAN	9J12051	6010B
Lead	**52.6**		1.2	NR	mg/kg dry	1.00	10/15/09 13:45	DAN	9J12051	6010B
Magnesium	**17400**		23.3	NR	mg/kg dry	1.00	10/15/09 13:45	DAN	9J12051	6010B
Manganese	**1370**		0.2	NR	mg/kg dry	1.00	10/15/09 13:45	DAN	9J12051	6010B
Nickel	**497**		5.82	NR	mg/kg dry	1.00	10/15/09 13:45	DAN	9J12051	6010B
Potassium	**1660**		34.9	NR	mg/kg dry	1.00	10/15/09 13:45	DAN	9J12051	6010B
Sodium	**343**		163	NR	mg/kg dry	1.00	10/15/09 13:45	DAN	9J12051	6010B
Vanadium	**24.2**		0.582	NR	mg/kg dry	1.00	10/15/09 13:45	DAN	9J12051	6010B
Zinc	**316**		2.3	NR	mg/kg dry	1.00	10/15/09 13:45	DAN	9J12051	6010B
Mercury	**0.0261**		0.0227	NR	mg/kg dry	1.00	10/14/09 20:34	MXM	9J13028	7471A

Benchmark Environmental & Engineering Science
2558 Hamburg Turnpike, Suite 300
Lackawanna, NY 14218

SDG Number: RSJ0658

Project: Benchmark - Solsil site
Project Number: TURN-0002

Received: 10/09/09-10/14/09
Reported: 11/03/09 16:08

Executive Summary - Detections

Analyte	Sample Result	Data Qualifiers	RL	MDL	Units	Dil Fac	Date Analyzed	Lab Tech	Batch	Method
Client ID: TP-7 (1-2) (RSJ0658-02 - Solid) - cont.						**Sampled: 10/07/09 11:30**		**Recvd: 10/09/09 11:40**		
General Chemistry Parameters										
Percent Solids	**88**		0.010	NR	%	1.00	10/12/09 17:12	JR	9J12049	Dry Weight
Client ID: TP-8 (1-2) (RSJ0658-05 - Solid)						**Sampled: 10/07/09 12:05**		**Recvd: 10/09/09 11:40**		
Semivolatile Organics by GC/MS										
Benzo(a)anthracene	**750**	D12,J	9100	160	ug/kg dry	50.0	10/15/09 17:30	JRS	9J10011	8270C
Chrysene	**590**	D12,J	9100	90	ug/kg dry	50.0	10/15/09 17:30	JRS	9J10011	8270C
Indeno(1,2,3-cd)pyrene	**730**	D12,J	9100	250	ug/kg dry	50.0	10/15/09 17:30	JRS	9J10011	8270C
Phenanthrene	**480**	D12,J	9100	190	ug/kg dry	50.0	10/15/09 17:30	JRS	9J10011	8270C
Total Metals by SW 846 Series Methods										
Aluminum	**1080**		10.9	NR	mg/kg dry	1.00	10/15/09 14:00	DAN	9J12051	6010B
Arsenic	**7.8**		2.2	NR	mg/kg dry	1.00	10/15/09 14:00	DAN	9J12051	6010B
Barium	**65.0**		0.544	NR	mg/kg dry	1.00	10/15/09 14:00	DAN	9J12051	6010B
Beryllium	**0.224**		0.218	NR	mg/kg dry	1.00	10/15/09 14:00	DAN	9J12051	6010B
Cadmium	**0.242**		0.218	NR	mg/kg dry	1.00	10/15/09 14:00	DAN	9J12051	6010B
Calcium	**36800**		54.4	NR	mg/kg dry	1.00	10/15/09 14:00	DAN	9J12051	6010B
Chromium	**140**		0.544	NR	mg/kg dry	1.00	10/15/09 14:00	DAN	9J12051	6010B
Cobalt	**7.46**		0.544	NR	mg/kg dry	1.00	10/15/09 14:00	DAN	9J12051	6010B
Copper	**46.4**		1.1	NR	mg/kg dry	1.00	10/15/09 14:00	DAN	9J12051	6010B
Iron	**7800**		10.9	NR	mg/kg dry	1.00	10/15/09 14:00	DAN	9J12051	6010B
Lead	**23.0**		1.1	NR	mg/kg dry	1.00	10/15/09 14:00	DAN	9J12051	6010B
Magnesium	**18800**		21.8	NR	mg/kg dry	1.00	10/15/09 14:00	DAN	9J12051	6010B
Manganese	**2470**	D08	1.1	NR	mg/kg dry	5.00	10/15/09 19:14	DAN	9J12051	6010B
Nickel	**111**		5.44	NR	mg/kg dry	1.00	10/15/09 14:00	DAN	9J12051	6010B
Potassium	**241**		32.7	NR	mg/kg dry	1.00	10/15/09 14:00	DAN	9J12051	6010B
Vanadium	**5.78**		0.544	NR	mg/kg dry	1.00	10/15/09 14:00	DAN	9J12051	6010B
Zinc	**406**		2.2	NR	mg/kg dry	1.00	10/15/09 14:00	DAN	9J12051	6010B
Mercury	**0.0488**		0.0217	NR	mg/kg dry	1.00	10/14/09 20:42	MXM	9J13028	7471A
General Chemistry Parameters										
Percent Solids	**93**		0.010	NR	%	1.00	10/12/09 17:14	JR	9J12049	Dry Weight

Benchmark Environmental & Engineering Science
2558 Hamburg Turnpike, Suite 300
Lackawanna, NY 14218

SDG Number: RSJ0658

Project: Benchmark - Solsil site
Project Number: TURN-0002

Received: 10/09/09-10/14/09
Reported: 11/03/09 16:08

Sample Summary

Sample Identification	Lab Number	Client Matrix	Date/Time Sampled	Date/Time Received	Sample Qualifiers
BLIND-1	RSJ0658-07	Solid	10/07/09 08:00	10/09/09 11:40	
BLIND-2	RSJ0658-09	Solid	10/07/09 15:40	10/09/09 11:40	
SB-1 (2-4)	RSJ0765-01	Solid	10/12/09 09:26	10/13/09 10:05	
SB-10 (4-6)	RSJ0836-03	Solid	10/13/09 12:50	10/14/09 09:50	
SB-11 (0-2)	RSJ0836-04	Solid	10/13/09 14:30	10/14/09 09:50	
SB-12 (0-2)	RSJ0836-05	Solid	10/13/09 15:35	10/14/09 09:50	
SB-2 (4-6)	RSJ0765-02	Solid	10/12/09 10:20	10/13/09 10:05	
SB-3 (2-4)	RSJ0765-03	Solid	10/12/09 10:50	10/13/09 10:05	
SB-4 (2-4)	RSJ0765-04	Solid	10/12/09 11:18	10/13/09 10:05	
SB-5 (4-6)	RSJ0765-05	Solid	10/12/09 13:35	10/13/09 10:05	
SB-6 (2-4)	RSJ0765-06	Solid	10/12/09 14:38	10/13/09 10:05	
SB-7 (3-5)	RSJ0765-07	Solid	10/12/09 15:50	10/13/09 10:05	
SB-8 (0-2)	RSJ0836-01	Solid	10/13/09 10:00	10/14/09 09:50	
SB-9 (4-8)	RSJ0836-02	Solid	10/13/09 11:30	10/14/09 09:50	
SED-1	RSJ0706-01	Solid	10/09/09	10/09/09 16:20	
SED-2	RSJ0706-02	Solid	10/09/09	10/09/09 16:20	
SED-3	RSJ0706-03	Solid	10/09/09	10/09/09 16:20	
TP-14 (2.5-3.5)	RSJ0658-06	Solid	10/07/09 14:50	10/09/09 11:40	
TP-17 (0-2)	RSJ0658-08	Solid	10/07/09 15:40	10/09/09 11:40	
TP-5 (0-3)	RSJ0658-01	Solid	10/07/09 10:00	10/09/09 11:40	
TP-7 (1-2)	RSJ0658-02	Solid	10/07/09 11:30	10/09/09 11:40	
TP-8 (1-2)	RSJ0658-05	Solid	10/07/09 12:05	10/09/09 11:40	

Benchmark Environmental & Engineering Science
2558 Hamburg Turnpike, Suite 300
Lackawanna, NY 14218

SDG Number: RSJ0658

Project: Benchmark - Solsil site
Project Number: TURN-0002

Received: 10/09/09-10/14/09
Reported: 11/03/09 16:08

Analytical Report

Client ID: BLIND-1 (RSJ0658-07 - Solid) — **Sampled: 10/07/09 08:00** — **Recvd: 10/09/09 11:40**

Volatile Organic Compounds by EPA 8260B

Analyte	Sample Result	Data Qualifiers	RL	MDL	Units	Dil Fac	Date Analyzed	Lab Tech	Batch	Method
1,1,1-Trichloroethane	ND		6.1	0.44	ug/kg dry	1.00	10/10/09 19:08	PQ	9J10019	8260B
1,1,2,2-Tetrachloroethane	ND		6.1	0.99	ug/kg dry	1.00	10/10/09 19:08	PQ	9J10019	8260B
1,1,2-Trichloroethane	ND		6.1	0.31	ug/kg dry	1.00	10/10/09 19:08	PQ	9J10019	8260B
1,1,2-Trichloro-1,2,2-trifluoroethane	ND		6.1	3.0	ug/kg dry	1.00	10/10/09 19:08	PQ	9J10019	8260B
1,1-Dichloroethane	ND		6.1	0.30	ug/kg dry	1.00	10/10/09 19:08	PQ	9J10019	8260B
1,1-Dichloroethene	ND		6.1	0.74	ug/kg dry	1.00	10/10/09 19:08	PQ	9J10019	8260B
1,2,4-Trichlorobenzene	ND		6.1	0.37	ug/kg dry	1.00	10/10/09 19:08	PQ	9J10019	8260B
1,2,4-Trimethylbenzene	ND		6.1	0.44	ug/kg dry	1.00	10/10/09 19:08	PQ	9J10019	8260B
1,2-Dibromo-3-chloropropane	ND		6.1	3.0	ug/kg dry	1.00	10/10/09 19:08	PQ	9J10019	8260B
1,2-Dibromoethane	ND		6.1	0.23	ug/kg dry	1.00	10/10/09 19:08	PQ	9J10019	8260B
1,2-Dichlorobenzene	ND		6.1	0.48	ug/kg dry	1.00	10/10/09 19:08	PQ	9J10019	8260B
1,2-Dichloroethane	ND		6.1	0.31	ug/kg dry	1.00	10/10/09 19:08	PQ	9J10019	8260B
1,2-Dichloropropane	ND		6.1	3.0	ug/kg dry	1.00	10/10/09 19:08	PQ	9J10019	8260B
1,3,5-Trimethylbenzene	ND		6.1	0.39	ug/kg dry	1.00	10/10/09 19:08	PQ	9J10019	8260B
1,3-Dichlorobenzene	ND		6.1	0.31	ug/kg dry	1.00	10/10/09 19:08	PQ	9J10019	8260B
1,4-Dichlorobenzene	ND		6.1	0.85	ug/kg dry	1.00	10/10/09 19:08	PQ	9J10019	8260B
2-Butanone	ND		30	2.2	ug/kg dry	1.00	10/10/09 19:08	PQ	9J10019	8260B
2-Hexanone	ND		30	2.1	ug/kg dry	1.00	10/10/09 19:08	PQ	9J10019	8260B
p-Cymene	ND		6.1	0.49	ug/kg dry	1.00	10/10/09 19:08	PQ	9J10019	8260B
4-Methyl-2-pentanone	ND		30	2.0	ug/kg dry	1.00	10/10/09 19:08	PQ	9J10019	8260B
Acetone	**30**	J	30	1.3	ug/kg dry	1.00	10/10/09 19:08	PQ	9J10019	8260B
Benzene	ND		6.1	0.30	ug/kg dry	1.00	10/10/09 19:08	PQ	9J10019	8260B
Bromodichloromethane	ND		6.1	0.31	ug/kg dry	1.00	10/10/09 19:08	PQ	9J10019	8260B
Bromoform	ND		6.1	3.0	ug/kg dry	1.00	10/10/09 19:08	PQ	9J10019	8260B
Bromomethane	ND		6.1	1.3	ug/kg dry	1.00	10/10/09 19:08	PQ	9J10019	8260B
Carbon disulfide	ND		6.1	0.52	ug/kg dry	1.00	10/10/09 19:08	PQ	9J10019	8260B
Carbon Tetrachloride	ND		6.1	0.59	ug/kg dry	1.00	10/10/09 19:08	PQ	9J10019	8260B
Chlorobenzene	ND		6.1	0.80	ug/kg dry	1.00	10/10/09 19:08	PQ	9J10019	8260B
Dibromochloromethane	ND		6.1	0.34	ug/kg dry	1.00	10/10/09 19:08	PQ	9J10019	8260B
Chloroethane	ND		6.1	2.5	ug/kg dry	1.00	10/10/09 19:08	PQ	9J10019	8260B
Chloroform	ND		6.1	0.38	ug/kg dry	1.00	10/10/09 19:08	PQ	9J10019	8260B
Chloromethane	ND		6.1	0.37	ug/kg dry	1.00	10/10/09 19:08	PQ	9J10019	8260B
cis-1,2-Dichloroethene	ND		6.1	0.30	ug/kg dry	1.00	10/10/09 19:08	PQ	9J10019	8260B
cis-1,3-Dichloropropene	ND		6.1	0.35	ug/kg dry	1.00	10/10/09 19:08	PQ	9J10019	8260B
Cyclohexane	ND		6.1	0.28	ug/kg dry	1.00	10/10/09 19:08	PQ	9J10019	8260B
Dichlorodifluoromethane	ND		6.1	0.50	ug/kg dry	1.00	10/10/09 19:08	PQ	9J10019	8260B
Ethylbenzene	ND		6.1	0.42	ug/kg dry	1.00	10/10/09 19:08	PQ	9J10019	8260B
Isopropylbenzene	ND		6.1	0.92	ug/kg dry	1.00	10/10/09 19:08	PQ	9J10019	8260B
Methyl Acetate	ND		6.1	0.33	ug/kg dry	1.00	10/10/09 19:08	PQ	9J10019	8260B
Methyl-t-Butyl Ether (MTBE)	ND		6.1	0.60	ug/kg dry	1.00	10/10/09 19:08	PQ	9J10019	8260B
Methylcyclohexane	ND		6.1	0.39	ug/kg dry	1.00	10/10/09 19:08	PQ	9J10019	8260B
Methylene Chloride	**2.7**	J	6.1	1.2	ug/kg dry	1.00	10/10/09 19:08	PQ	9J10019	8260B
m-Xylene & p-Xylene	ND		12	1.0	ug/kg dry	1.00	10/10/09 19:08	PQ	9J10019	8260B
n-Butylbenzene	ND		6.1	0.53	ug/kg dry	1.00	10/10/09 19:08	PQ	9J10019	8260B
n-Propylbenzene	ND		6.1	0.49	ug/kg dry	1.00	10/10/09 19:08	PQ	9J10019	8260B
o-Xylene	ND		6.1	0.79	ug/kg dry	1.00	10/10/09 19:08	PQ	9J10019	8260B
sec-Butylbenzene	ND		6.1	0.53	ug/kg dry	1.00	10/10/09 19:08	PQ	9J10019	8260B
Styrene	ND		6.1	0.30	ug/kg dry	1.00	10/10/09 19:08	PQ	9J10019	8260B

Benchmark Environmental & Engineering Science
2558 Hamburg Turnpike, Suite 300
Lackawanna, NY 14218

SDG Number: RSJ0658

Project: Benchmark - Solsil site
Project Number: TURN-0002

Received: 10/09/09-10/14/09
Reported: 11/03/09 16:08

Analytical Report

Analyte	Sample Result	Data Qualifiers	RL	MDL	Units	Dil Fac	Date Analyzed	Lab Tech	Batch	Method
Client ID: BLIND-1 (RSJ0658-07 - Solid) - cont.						**Sampled: 10/07/09 08:00**		**Recvd: 10/09/09 11:40**		
Volatile Organic Compounds by EPA 8260B - cont.										
Tetrachloroethene	ND		6.1	0.82	ug/kg dry	1.00	10/10/09 19:08	PQ	9J10019	8260B
Toluene	ND		6.1	0.46	ug/kg dry	1.00	10/10/09 19:08	PQ	9J10019	8260B
trans-1,2-Dichloroethene	ND		6.1	0.63	ug/kg dry	1.00	10/10/09 19:08	PQ	9J10019	8260B
trans-1,3-Dichloropropene	ND		6.1	0.30	ug/kg dry	1.00	10/10/09 19:08	PQ	9J10019	8260B
Trichloroethene	ND		6.1	0.42	ug/kg dry	1.00	10/10/09 19:08	PQ	9J10019	8260B
Trichlorofluoromethane	ND		6.1	0.57	ug/kg dry	1.00	10/10/09 19:08	PQ	9J10019	8260B
Vinyl chloride	ND		12	0.74	ug/kg dry	1.00	10/10/09 19:08	PQ	9J10019	8260B
Xylenes, total	ND		12	1.0	ug/kg dry	1.00	10/10/09 19:08	PQ	9J10019	8260B
1,2-Dichloroethane-d4	*105 %*		*Surr Limits: (64-126%)*				*10/10/09 19:08*	*PQ*	*9J10019*	*8260B*
4-Bromofluorobenzene	*117 %*		*Surr Limits: (72-126%)*				*10/10/09 19:08*	*PQ*	*9J10019*	*8260B*
Toluene-d8	*116 %*		*Surr Limits: (71-125%)*				*10/10/09 19:08*	*PQ*	*9J10019*	*8260B*
General Chemistry Parameters										
Percent Solids	**82**		0.010	NR	%	1.00	10/16/09 13:50	JR	9J16048	Dry Weight

Benchmark Environmental & Engineering Science
2558 Hamburg Turnpike, Suite 300
Lackawanna, NY 14218

SDG Number: RSJ0658

Project: Benchmark - Solsil site
Project Number: TURN-0002

Received: 10/09/09-10/14/09
Reported: 11/03/09 16:08

Analytical Report

Client ID: SB-1 (2-4) (RSJ0765-01 - Solid) **Sampled: 10/12/09 09:26** **Recvd: 10/13/09 10:05**

Semivolatile Organics by GC/MS

Analyte	Sample Result	Data Qualifiers	RL	MDL	Units	Dil Fac	Date Analyzed	Lab Tech	Batch	Method
2,4,5-Trichlorophenol	ND		230	49	ug/kg dry	1.00	10/15/09 23:03	MKP	9J14034	8270C
2,4,6-Trichlorophenol	ND		230	15	ug/kg dry	1.00	10/15/09 23:03	MKP	9J14034	8270C
2,4-Dichlorophenol	ND		230	12	ug/kg dry	1.00	10/15/09 23:03	MKP	9J14034	8270C
2,4-Dimethylphenol	ND		230	61	ug/kg dry	1.00	10/15/09 23:03	MKP	9J14034	8270C
2,4-Dinitrophenol	ND		440	78	ug/kg dry	1.00	10/15/09 23:03	MKP	9J14034	8270C
2,4-Dinitrotoluene	ND		230	35	ug/kg dry	1.00	10/15/09 23:03	MKP	9J14034	8270C
2,6-Dinitrotoluene	ND		230	55	ug/kg dry	1.00	10/15/09 23:03	MKP	9J14034	8270C
2-Chloronaphthalene	ND		230	15	ug/kg dry	1.00	10/15/09 23:03	MKP	9J14034	8270C
2-Chlorophenol	ND		230	11	ug/kg dry	1.00	10/15/09 23:03	MKP	9J14034	8270C
2-Methylnaphthalene	ND		230	2.7	ug/kg dry	1.00	10/15/09 23:03	MKP	9J14034	8270C
2-Methylphenol	ND		230	6.9	ug/kg dry	1.00	10/15/09 23:03	MKP	9J14034	8270C
2-Nitroaniline	ND		440	72	ug/kg dry	1.00	10/15/09 23:03	MKP	9J14034	8270C
2-Nitrophenol	ND		230	10	ug/kg dry	1.00	10/15/09 23:03	MKP	9J14034	8270C
3,3'-Dichlorobenzidine	ND		230	200	ug/kg dry	1.00	10/15/09 23:03	MKP	9J14034	8270C
3-Nitroaniline	ND		440	52	ug/kg dry	1.00	10/15/09 23:03	MKP	9J14034	8270C
4,6-Dinitro-2-methylphenol	ND		440	77	ug/kg dry	1.00	10/15/09 23:03	MKP	9J14034	8270C
4-Bromophenyl phenyl ether	ND		230	71	ug/kg dry	1.00	10/15/09 23:03	MKP	9J14034	8270C
4-Chloro-3-methylphenol	ND		230	9.2	ug/kg dry	1.00	10/15/09 23:03	MKP	9J14034	8270C
4-Chloroaniline	ND		230	66	ug/kg dry	1.00	10/15/09 23:03	MKP	9J14034	8270C
4-Chlorophenyl phenyl ether	ND		230	4.8	ug/kg dry	1.00	10/15/09 23:03	MKP	9J14034	8270C
4-Methylphenol	ND		230	12	ug/kg dry	1.00	10/15/09 23:03	MKP	9J14034	8270C
4-Nitroaniline	ND		440	25	ug/kg dry	1.00	10/15/09 23:03	MKP	9J14034	8270C
4-Nitrophenol	ND		440	54	ug/kg dry	1.00	10/15/09 23:03	MKP	9J14034	8270C
Acenaphthene	ND		230	2.6	ug/kg dry	1.00	10/15/09 23:03	MKP	9J14034	8270C
Acenaphthylene	ND		230	1.8	ug/kg dry	1.00	10/15/09 23:03	MKP	9J14034	8270C
Acetophenone	ND		230	12	ug/kg dry	1.00	10/15/09 23:03	MKP	9J14034	8270C
Anthracene	ND		230	5.7	ug/kg dry	1.00	10/15/09 23:03	MKP	9J14034	8270C
Atrazine	ND		230	10	ug/kg dry	1.00	10/15/09 23:03	MKP	9J14034	8270C
Benzaldehyde	ND		230	25	ug/kg dry	1.00	10/15/09 23:03	MKP	9J14034	8270C
Benzo(a)anthracene	**50**	J	230	3.9	ug/kg dry	1.00	10/15/09 23:03	MKP	9J14034	8270C
Benzo(a)pyrene	**62**	J	230	5.4	ug/kg dry	1.00	10/15/09 23:03	MKP	9J14034	8270C
Benzo(b)fluoranthene	**73**	J	230	4.4	ug/kg dry	1.00	10/15/09 23:03	MKP	9J14034	8270C
Benzo(ghi)perylene	**51**	J	230	2.7	ug/kg dry	1.00	10/15/09 23:03	MKP	9J14034	8270C
Benzo(k)fluoranthene	**26**	J	230	2.5	ug/kg dry	1.00	10/15/09 23:03	MKP	9J14034	8270C
Biphenyl	ND		230	14	ug/kg dry	1.00	10/15/09 23:03	MKP	9J14034	8270C
Bis(2-chloroethoxy)methane	ND		230	12	ug/kg dry	1.00	10/15/09 23:03	MKP	9J14034	8270C
Bis(2-chloroethyl)ether	ND		230	19	ug/kg dry	1.00	10/15/09 23:03	MKP	9J14034	8270C
2,2'-Oxybis(1-Chloropropane)	ND		230	23	ug/kg dry	1.00	10/15/09 23:03	MKP	9J14034	8270C
Bis(2-ethylhexyl) phthalate	ND		230	72	ug/kg dry	1.00	10/15/09 23:03	MKP	9J14034	8270C
Butyl benzyl phthalate	ND		230	60	ug/kg dry	1.00	10/15/09 23:03	MKP	9J14034	8270C
Caprolactam	ND		230	97	ug/kg dry	1.00	10/15/09 23:03	MKP	9J14034	8270C
Carbazole	ND		230	2.6	ug/kg dry	1.00	10/15/09 23:03	MKP	9J14034	8270C
Chrysene	**55**	J	230	2.2	ug/kg dry	1.00	10/15/09 23:03	MKP	9J14034	8270C
Dibenzo(a,h)anthracene	ND		230	2.6	ug/kg dry	1.00	10/15/09 23:03	MKP	9J14034	8270C
Dibenzofuran	ND		230	2.3	ug/kg dry	1.00	10/15/09 23:03	MKP	9J14034	8270C

Benchmark Environmental & Engineering Science
2558 Hamburg Turnpike, Suite 300
Lackawanna, NY 14218

SDG Number: RSJ0658

Project: Benchmark - Solsil site
Project Number: TURN-0002

Received: 10/09/09-10/14/09
Reported: 11/03/09 16:08

Analytical Report

Analyte	Sample Result	Data Qualifiers	RL	MDL	Units	Dil Fac	Date Analyzed	Lab Tech	Batch	Method
Client ID: SB-1 (2-4) (RSJ0765-01 - Solid) - cont.						**Sampled: 10/12/09 09:26**		**Recvd: 10/13/09 10:05**		
Semivolatile Organics by GC/MS - cont.										
Diethyl phthalate	ND		230	6.8	ug/kg dry	1.00	10/15/09 23:03	MKP	9J14034	8270C
Dimethyl phthalate	ND		230	5.9	ug/kg dry	1.00	10/15/09 23:03	MKP	9J14034	8270C
Di-n-butyl phthalate	ND		230	78	ug/kg dry	1.00	10/15/09 23:03	MKP	9J14034	8270C
Di-n-octyl phthalate	ND		230	5.2	ug/kg dry	1.00	10/15/09 23:03	MKP	9J14034	8270C
Fluoranthene	**81**	J	230	3.2	ug/kg dry	1.00	10/15/09 23:03	MKP	9J14034	8270C
Fluorene	ND		230	5.2	ug/kg dry	1.00	10/15/09 23:03	MKP	9J14034	8270C
Hexachlorobenzene	ND		230	11	ug/kg dry	1.00	10/15/09 23:03	MKP	9J14034	8270C
Hexachlorobutadiene	ND		230	11	ug/kg dry	1.00	10/15/09 23:03	MKP	9J14034	8270C
Hexachlorocyclopentadiene	ND		230	68	ug/kg dry	1.00	10/15/09 23:03	MKP	9J14034	8270C
Hexachloroethane	ND		230	17	ug/kg dry	1.00	10/15/09 23:03	MKP	9J14034	8270C
Indeno(1,2,3-cd)pyrene	**40**	J	230	6.2	ug/kg dry	1.00	10/15/09 23:03	MKP	9J14034	8270C
Isophorone	ND		230	11	ug/kg dry	1.00	10/15/09 23:03	MKP	9J14034	8270C
Naphthalene	ND		230	3.7	ug/kg dry	1.00	10/15/09 23:03	MKP	9J14034	8270C
Nitrobenzene	ND		230	9.9	ug/kg dry	1.00	10/15/09 23:03	MKP	9J14034	8270C
N-Nitrosodi-n-propylamine	ND		230	18	ug/kg dry	1.00	10/15/09 23:03	MKP	9J14034	8270C
N-Nitrosodiphenylamine	ND		230	12	ug/kg dry	1.00	10/15/09 23:03	MKP	9J14034	8270C
Pentachlorophenol	ND		440	77	ug/kg dry	1.00	10/15/09 23:03	MKP	9J14034	8270C
Phenanthrene	**56**	J	230	4.7	ug/kg dry	1.00	10/15/09 23:03	MKP	9J14034	8270C
Phenol	ND		230	24	ug/kg dry	1.00	10/15/09 23:03	MKP	9J14034	8270C
Pyrene	**71**	J	230	1.5	ug/kg dry	1.00	10/15/09 23:03	MKP	9J14034	8270C
2,4,6-Tribromophenol	*94 %*		*Surr Limits: (39-146%)*				*10/15/09 23:03*	*MKP*	*9J14034*	*8270C*
2-Fluorobiphenyl	*94 %*		*Surr Limits: (37-120%)*				*10/15/09 23:03*	*MKP*	*9J14034*	*8270C*
2-Fluorophenol	*85 %*		*Surr Limits: (18-120%)*				*10/15/09 23:03*	*MKP*	*9J14034*	*8270C*
Nitrobenzene-d5	*90 %*		*Surr Limits: (34-132%)*				*10/15/09 23:03*	*MKP*	*9J14034*	*8270C*
Phenol-d5	*90 %*		*Surr Limits: (11-120%)*				*10/15/09 23:03*	*MKP*	*9J14034*	*8270C*
p-Terphenyl-d14	*83 %*		*Surr Limits: (58-147%)*				*10/15/09 23:03*	*MKP*	*9J14034*	*8270C*
Polychlorinated Biphenyls by EPA Method 8082										
Aroclor 1016	ND		22	4.3	ug/kg dry	1.00	10/15/09 17:40	JxM	9J14036	8082
Aroclor 1221	ND		22	4.3	ug/kg dry	1.00	10/15/09 17:40	JxM	9J14036	8082
Aroclor 1232	ND		22	4.3	ug/kg dry	1.00	10/15/09 17:40	JxM	9J14036	8082
Aroclor 1242	ND		22	4.8	ug/kg dry	1.00	10/15/09 17:40	JxM	9J14036	8082
Aroclor 1248	ND		22	4.3	ug/kg dry	1.00	10/15/09 17:40	JxM	9J14036	8082
Aroclor 1254	ND		22	4.6	ug/kg dry	1.00	10/15/09 17:40	JxM	9J14036	8082
Aroclor 1260	ND		22	4.6	ug/kg dry	1.00	10/15/09 17:40	JxM	9J14036	8082
Decachlorobiphenyl	*104 %*		*Surr Limits: (34-148%)*				*10/15/09 17:40*	*JxM*	*9J14036*	*8082*
Tetrachloro-m-xylene	*93 %*		*Surr Limits: (35-134%)*				*10/15/09 17:40*	*JxM*	*9J14036*	*8082*
Total Metals by SW 846 Series Methods										
Aluminum	**14900**		12.7	NR	mg/kg dry	1.00	10/15/09 22:49	DAN	9J13083	6010B
Antimony	ND		19.0	NR	mg/kg dry	1.00	10/15/09 22:49	DAN	9J13083	6010B
Arsenic	**8.1**		2.5	NR	mg/kg dry	1.00	10/15/09 22:49	DAN	9J13083	6010B
Barium	**183**		0.634	NR	mg/kg dry	1.00	10/15/09 22:49	DAN	9J13083	6010B
Beryllium	**0.729**		0.253	NR	mg/kg dry	1.00	10/15/09 22:49	DAN	9J13083	6010B
Cadmium	**0.744**		0.253	NR	mg/kg dry	1.00	10/15/09 22:49	DAN	9J13083	6010B
Calcium	**15700**		63.4	NR	mg/kg dry	1.00	10/15/09 22:49	DAN	9J13083	6010B
Chromium	**29.3**		0.634	NR	mg/kg dry	1.00	10/15/09 22:49	DAN	9J13083	6010B

Benchmark Environmental & Engineering Science
2558 Hamburg Turnpike, Suite 300
Lackawanna, NY 14218

SDG Number: RSJ0658

Project: Benchmark - Solsil site
Project Number: TURN-0002

Received: 10/09/09-10/14/09
Reported: 11/03/09 16:08

Analytical Report

Analyte	Sample Result	Data Qualifiers	RL	MDL	Units	Dil Fac	Date Analyzed	Lab Tech	Batch	Method
Client ID: SB-1 (2-4) (RSJ0765-01 - Solid) - cont.						**Sampled: 10/12/09 09:26**		**Recvd: 10/13/09 10:05**		
Total Metals by SW 846 Series Methods - cont.										
Cobalt	**8.73**		0.634	NR	mg/kg dry	1.00	10/15/09 22:49	DAN	9J13083	6010B
Copper	**31.3**		1.3	NR	mg/kg dry	1.00	10/15/09 22:49	DAN	9J13083	6010B
Iron	**19200**		12.7	NR	mg/kg dry	1.00	10/15/09 22:49	DAN	9J13083	6010B
Lead	**73.8**		1.3	NR	mg/kg dry	1.00	10/15/09 22:49	DAN	9J13083	6010B
Magnesium	**5610**		25.3	NR	mg/kg dry	1.00	10/15/09 22:49	DAN	9J13083	6010B
Manganese	**1250**		0.3	NR	mg/kg dry	1.00	10/15/09 22:49	DAN	9J13083	6010B
Nickel	**27.1**		6.34	NR	mg/kg dry	1.00	10/15/09 22:49	DAN	9J13083	6010B
Potassium	**1720**		38.0	NR	mg/kg dry	1.00	10/15/09 22:49	DAN	9J13083	6010B
Selenium	ND		5.1	NR	mg/kg dry	1.00	10/15/09 22:49	DAN	9J13083	6010B
Silver	ND		0.634	NR	mg/kg dry	1.00	10/15/09 22:49	DAN	9J13083	6010B
Sodium	**355**		177	NR	mg/kg dry	1.00	10/15/09 22:49	DAN	9J13083	6010B
Thallium	ND		7.6	NR	mg/kg dry	1.00	10/15/09 22:49	DAN	9J13083	6010B
Vanadium	**25.9**		0.634	NR	mg/kg dry	1.00	10/15/09 22:49	DAN	9J13083	6010B
Zinc	**437**		2.5	NR	mg/kg dry	1.00	10/15/09 22:49	DAN	9J13083	6010B
Mercury	**0.0834**		0.0272	NR	mg/kg dry	1.00	10/15/09 18:58	MXM	9J14080	7471A
General Chemistry Parameters										
Percent Solids	**75**		0.010	NR	%	1.00	10/14/09 13:31	JRR	9J14027	Dry Weight

Benchmark Environmental & Engineering Science
2558 Hamburg Turnpike, Suite 300
Lackawanna, NY 14218

SDG Number: RSJ0658

Project: Benchmark - Solsil site
Project Number: TURN-0002

Received: 10/09/09-10/14/09
Reported: 11/03/09 16:08

Analytical Report

Client ID: SB-10 (4-6) (RSJ0836-03 - Solid) **Sampled: 10/13/09 12:50** **Recvd: 10/14/09 09:50**

Semivolatile Organics by GC/MS

Analyte	Sample Result	Data Qualifiers	RL	MDL	Units	Dil Fac	Date Analyzed	Lab Tech	Batch	Method
2,4,5-Trichlorophenol	ND	D10	1000	220	ug/kg dry	5.00	10/19/09 12:12	MKP	9J14124	8270C
2,4,6-Trichlorophenol	ND	D10	1000	65	ug/kg dry	5.00	10/19/09 12:12	MKP	9J14124	8270C
2,4-Dichlorophenol	ND	D10	1000	52	ug/kg dry	5.00	10/19/09 12:12	MKP	9J14124	8270C
2,4-Dimethylphenol	ND	D10	1000	270	ug/kg dry	5.00	10/19/09 12:12	MKP	9J14124	8270C
2,4-Dinitrophenol	ND	D10	1900	350	ug/kg dry	5.00	10/19/09 12:12	MKP	9J14124	8270C
2,4-Dinitrotoluene	ND	D10	1000	150	ug/kg dry	5.00	10/19/09 12:12	MKP	9J14124	8270C
2,6-Dinitrotoluene	ND	D10	1000	240	ug/kg dry	5.00	10/19/09 12:12	MKP	9J14124	8270C
2-Chloronaphthalene	ND	D10	1000	66	ug/kg dry	5.00	10/19/09 12:12	MKP	9J14124	8270C
2-Chlorophenol	ND	D10	1000	50	ug/kg dry	5.00	10/19/09 12:12	MKP	9J14124	8270C
2-Methylnaphthalene	ND	D10	1000	12	ug/kg dry	5.00	10/19/09 12:12	MKP	9J14124	8270C
2-Methylphenol	ND	D10	1000	30	ug/kg dry	5.00	10/19/09 12:12	MKP	9J14124	8270C
2-Nitroaniline	ND	D10	1900	320	ug/kg dry	5.00	10/19/09 12:12	MKP	9J14124	8270C
2-Nitrophenol	ND	D10	1000	45	ug/kg dry	5.00	10/19/09 12:12	MKP	9J14124	8270C
3,3'-Dichlorobenzidine	ND	D10	1000	870	ug/kg dry	5.00	10/19/09 12:12	MKP	9J14124	8270C
3-Nitroaniline	ND	D10	1900	230	ug/kg dry	5.00	10/19/09 12:12	MKP	9J14124	8270C
4,6-Dinitro-2-methylphenol	ND	D10	1900	340	ug/kg dry	5.00	10/19/09 12:12	MKP	9J14124	8270C
4-Bromophenyl phenyl ether	ND	D10	1000	310	ug/kg dry	5.00	10/19/09 12:12	MKP	9J14124	8270C
4-Chloro-3-methylphenol	ND	D10	1000	41	ug/kg dry	5.00	10/19/09 12:12	MKP	9J14124	8270C
4-Chloroaniline	ND	D10	1000	290	ug/kg dry	5.00	10/19/09 12:12	MKP	9J14124	8270C
4-Chlorophenyl phenyl ether	ND	D10	1000	21	ug/kg dry	5.00	10/19/09 12:12	MKP	9J14124	8270C
4-Methylphenol	ND	D10	1000	55	ug/kg dry	5.00	10/19/09 12:12	MKP	9J14124	8270C
4-Nitroaniline	ND	D10	1900	110	ug/kg dry	5.00	10/19/09 12:12	MKP	9J14124	8270C
4-Nitrophenol	ND	D10	1900	240	ug/kg dry	5.00	10/19/09 12:12	MKP	9J14124	8270C
Acenaphthene	ND	D10	1000	12	ug/kg dry	5.00	10/19/09 12:12	MKP	9J14124	8270C
Acenaphthylene	ND	D10	1000	8.1	ug/kg dry	5.00	10/19/09 12:12	MKP	9J14124	8270C
Acetophenone	ND	D10	1000	51	ug/kg dry	5.00	10/19/09 12:12	MKP	9J14124	8270C
Anthracene	ND	D10	1000	25	ug/kg dry	5.00	10/19/09 12:12	MKP	9J14124	8270C
Atrazine	ND	D10	1000	44	ug/kg dry	5.00	10/19/09 12:12	MKP	9J14124	8270C
Benzaldehyde	ND	D10	1000	110	ug/kg dry	5.00	10/19/09 12:12	MKP	9J14124	8270C
Benzo(a)anthracene	ND	D10	1000	17	ug/kg dry	5.00	10/19/09 12:12	MKP	9J14124	8270C
Benzo(a)pyrene	ND	D10	1000	24	ug/kg dry	5.00	10/19/09 12:12	MKP	9J14124	8270C
Benzo(b)fluoranthene	ND	D10	1000	19	ug/kg dry	5.00	10/19/09 12:12	MKP	9J14124	8270C
Benzo(ghi)perylene	ND	D10	1000	12	ug/kg dry	5.00	10/19/09 12:12	MKP	9J14124	8270C
Benzo(k)fluoranthene	ND	D10	1000	11	ug/kg dry	5.00	10/19/09 12:12	MKP	9J14124	8270C
Biphenyl	ND	D10	1000	62	ug/kg dry	5.00	10/19/09 12:12	MKP	9J14124	8270C
Bis(2-chloroethoxy)methane	ND	D10	1000	54	ug/kg dry	5.00	10/19/09 12:12	MKP	9J14124	8270C
Bis(2-chloroethyl)ether	ND	D10	1000	85	ug/kg dry	5.00	10/19/09 12:12	MKP	9J14124	8270C
2,2'-Oxybis(1-Chloropropane)	ND	D10	1000	100	ug/kg dry	5.00	10/19/09 12:12	MKP	9J14124	8270C
Bis(2-ethylhexyl) phthalate	ND	D10	1000	320	ug/kg dry	5.00	10/19/09 12:12	MKP	9J14124	8270C
Butyl benzyl phthalate	ND	D10	1000	270	ug/kg dry	5.00	10/19/09 12:12	MKP	9J14124	8270C
Caprolactam	ND	D10	1000	430	ug/kg dry	5.00	10/19/09 12:12	MKP	9J14124	8270C
Carbazole	ND	D10	1000	11	ug/kg dry	5.00	10/19/09 12:12	MKP	9J14124	8270C
Chrysene	ND	D10	1000	9.9	ug/kg dry	5.00	10/19/09 12:12	MKP	9J14124	8270C
Dibenzo(a,h)anthracene	ND	D10	1000	12	ug/kg dry	5.00	10/19/09 12:12	MKP	9J14124	8270C
Dibenzofuran	ND	D10	1000	10	ug/kg dry	5.00	10/19/09 12:12	MKP	9J14124	8270C
Diethyl phthalate	ND	D10	1000	30	ug/kg dry	5.00	10/19/09 12:12	MKP	9J14124	8270C

Benchmark Environmental & Engineering Science
2558 Hamburg Turnpike, Suite 300
Lackawanna, NY 14218

SDG Number: RSJ0658

Project: Benchmark - Solsil site
Project Number: TURN-0002

Received: 10/09/09-10/14/09
Reported: 11/03/09 16:08

Analytical Report

Client ID: SB-10 (4-6) (RSJ0836-03 - Solid) - cont. **Sampled: 10/13/09 12:50** **Recvd: 10/14/09 09:50**

Analyte	Sample Result	Data Qualifiers	RL	MDL	Units	Dil Fac	Date Analyzed	Lab Tech	Batch	Method
Semivolatile Organics by GC/MS - cont.										
Dimethyl phthalate	ND	D10	1000	26	ug/kg dry	5.00	10/19/09 12:12	MKP	9J14124	8270C
Di-n-butyl phthalate	ND	D10	1000	340	ug/kg dry	5.00	10/19/09 12:12	MKP	9J14124	8270C
Di-n-octyl phthalate	ND	D10	1000	23	ug/kg dry	5.00	10/19/09 12:12	MKP	9J14124	8270C
Fluoranthene	ND	D10	1000	14	ug/kg dry	5.00	10/19/09 12:12	MKP	9J14124	8270C
Fluorene	ND	D10	1000	23	ug/kg dry	5.00	10/19/09 12:12	MKP	9J14124	8270C
Hexachlorobenzene	ND	D10	1000	49	ug/kg dry	5.00	10/19/09 12:12	MKP	9J14124	8270C
Hexachlorobutadiene	ND	D10	1000	51	ug/kg dry	5.00	10/19/09 12:12	MKP	9J14124	8270C
Hexachlorocyclopentadiene	ND	D10	1000	300	ug/kg dry	5.00	10/19/09 12:12	MKP	9J14124	8270C
Hexachloroethane	ND	D10	1000	76	ug/kg dry	5.00	10/19/09 12:12	MKP	9J14124	8270C
Indeno(1,2,3-cd)pyrene	ND	D10	1000	27	ug/kg dry	5.00	10/19/09 12:12	MKP	9J14124	8270C
Isophorone	ND	D10	1000	49	ug/kg dry	5.00	10/19/09 12:12	MKP	9J14124	8270C
Naphthalene	ND	D10	1000	16	ug/kg dry	5.00	10/19/09 12:12	MKP	9J14124	8270C
Nitrobenzene	ND	D10	1000	44	ug/kg dry	5.00	10/19/09 12:12	MKP	9J14124	8270C
N-Nitrosodi-n-propylamine	ND	D10	1000	78	ug/kg dry	5.00	10/19/09 12:12	MKP	9J14124	8270C
N-Nitrosodiphenylamine	ND	D10,L	1000	54	ug/kg dry	5.00	10/19/09 12:12	MKP	9J14124	8270C
Pentachlorophenol	ND	D10	1900	340	ug/kg dry	5.00	10/19/09 12:12	MKP	9J14124	8270C
Phenanthrene	ND	D10	1000	21	ug/kg dry	5.00	10/19/09 12:12	MKP	9J14124	8270C
Phenol	ND	D10	1000	100	ug/kg dry	5.00	10/19/09 12:12	MKP	9J14124	8270C
Pyrene	ND	D10	1000	6.4	ug/kg dry	5.00	10/19/09 12:12	MKP	9J14124	8270C
2,4,6-Tribromophenol	*64 %*	*D10*	*Surr Limits: (39-146%)*				*10/19/09 12:12*	*MKP*	*9J14124*	*8270C*
2-Fluorobiphenyl	*82 %*	*D10*	*Surr Limits: (37-120%)*				*10/19/09 12:12*	*MKP*	*9J14124*	*8270C*
2-Fluorophenol	*68 %*	*D10*	*Surr Limits: (18-120%)*				*10/19/09 12:12*	*MKP*	*9J14124*	*8270C*
Nitrobenzene-d5	*70 %*	*D10*	*Surr Limits: (34-132%)*				*10/19/09 12:12*	*MKP*	*9J14124*	*8270C*
Phenol-d5	*74 %*	*D10*	*Surr Limits: (11-120%)*				*10/19/09 12:12*	*MKP*	*9J14124*	*8270C*
p-Terphenyl-d14	*74 %*	*D10*	*Surr Limits: (58-147%)*				*10/19/09 12:12*	*MKP*	*9J14124*	*8270C*
Polychlorinated Biphenyls by EPA Method 8082										
Aroclor 1016	ND		20	3.9	ug/kg dry	1.00	10/17/09 09:28	SCH	9J14120	8082
Aroclor 1221	ND		20	3.9	ug/kg dry	1.00	10/17/09 09:28	SCH	9J14120	8082
Aroclor 1232	ND		20	3.9	ug/kg dry	1.00	10/17/09 09:28	SCH	9J14120	8082
Aroclor 1242	ND		20	4.3	ug/kg dry	1.00	10/17/09 09:28	SCH	9J14120	8082
Aroclor 1248	ND		20	3.9	ug/kg dry	1.00	10/17/09 09:28	SCH	9J14120	8082
Aroclor 1254	ND		20	4.2	ug/kg dry	1.00	10/17/09 09:28	SCH	9J14120	8082
Aroclor 1260	ND		20	4.2	ug/kg dry	1.00	10/17/09 09:28	SCH	9J14120	8082
Decachlorobiphenyl	*91 %*		*Surr Limits: (34-148%)*				*10/17/09 09:28*	*SCH*	*9J14120*	*8082*
Tetrachloro-m-xylene	*93 %*		*Surr Limits: (35-134%)*				*10/17/09 09:28*	*SCH*	*9J14120*	*8082*
Total Metals by SW 846 Series Methods										
Aluminum	**10300**		11.5	NR	mg/kg dry	1.00	10/16/09 00:57	DAN	9J15012	6010B
Antimony	ND		17.3	NR	mg/kg dry	1.00	10/16/09 00:57	DAN	9J15012	6010B
Arsenic	**4.5**		2.3	NR	mg/kg dry	1.00	10/16/09 00:57	DAN	9J15012	6010B
Barium	**81.2**		0.577	NR	mg/kg dry	1.00	10/16/09 00:57	DAN	9J15012	6010B
Beryllium	**0.734**		0.231	NR	mg/kg dry	1.00	10/16/09 00:57	DAN	9J15012	6010B
Cadmium	**0.302**		0.231	NR	mg/kg dry	1.00	10/16/09 00:57	DAN	9J15012	6010B
Calcium	**48200**		57.7	NR	mg/kg dry	1.00	10/16/09 00:57	DAN	9J15012	6010B
Chromium	**15.1**		0.577	NR	mg/kg dry	1.00	10/16/09 00:57	DAN	9J15012	6010B
Cobalt	**10.8**		0.577	NR	mg/kg dry	1.00	10/16/09 00:57	DAN	9J15012	6010B

Benchmark Environmental & Engineering Science
2558 Hamburg Turnpike, Suite 300
Lackawanna, NY 14218

SDG Number: RSJ0658

Project: Benchmark - Solsil site
Project Number: TURN-0002

Received: 10/09/09-10/14/09
Reported: 11/03/09 16:08

Analytical Report

Analyte	Sample Result	Data Qualifiers	RL	MDL	Units	Dil Fac	Date Analyzed	Lab Tech	Batch	Method
Client ID: SB-10 (4-6) (RSJ0836-03 - Solid) - cont.						**Sampled: 10/13/09 12:50**		**Recvd: 10/14/09 09:50**		
Total Metals by SW 846 Series Methods - cont.										
Copper	**22.6**		1.2	NR	mg/kg dry	1.00	10/16/09 00:57	DAN	9J15012	6010B
Iron	**20200**		11.5	NR	mg/kg dry	1.00	10/16/09 00:57	DAN	9J15012	6010B
Lead	**5.9**		1.2	NR	mg/kg dry	1.00	10/16/09 00:57	DAN	9J15012	6010B
Magnesium	**8540**		23.1	NR	mg/kg dry	1.00	10/16/09 00:57	DAN	9J15012	6010B
Manganese	**1370**		0.2	NR	mg/kg dry	1.00	10/16/09 00:57	DAN	9J15012	6010B
Nickel	**20.7**		5.77	NR	mg/kg dry	1.00	10/16/09 00:57	DAN	9J15012	6010B
Potassium	**1730**		34.6	NR	mg/kg dry	1.00	10/16/09 00:57	DAN	9J15012	6010B
Selenium	ND		4.6	NR	mg/kg dry	1.00	10/16/09 00:57	DAN	9J15012	6010B
Silver	ND		0.577	NR	mg/kg dry	1.00	10/16/09 00:57	DAN	9J15012	6010B
Sodium	**229**		162	NR	mg/kg dry	1.00	10/16/09 00:57	DAN	9J15012	6010B
Thallium	ND		6.9	NR	mg/kg dry	1.00	10/16/09 00:57	DAN	9J15012	6010B
Vanadium	**24.6**		0.577	NR	mg/kg dry	1.00	10/16/09 00:57	DAN	9J15012	6010B
Zinc	**41.4**		2.3	NR	mg/kg dry	1.00	10/16/09 00:57	DAN	9J15012	6010B
Mercury	ND		0.0242	NR	mg/kg dry	1.00	10/15/09 15:50	MXM	9J15033	7471A
General Chemistry Parameters										
Percent Solids	**83**		0.010	NR	%	1.00	10/15/09 16:12	JR	9J15042	Dry Weight

Benchmark Environmental & Engineering Science
2558 Hamburg Turnpike, Suite 300
Lackawanna, NY 14218

SDG Number: RSJ0658

Project: Benchmark - Solsil site
Project Number: TURN-0002

Received: 10/09/09-10/14/09
Reported: 11/03/09 16:08

Analytical Report

Client ID: SB-11 (0-2) (RSJ0836-04 - Solid) **Sampled: 10/13/09 14:30** **Recvd: 10/14/09 09:50**

Volatile Organic Compounds by EPA 8260B

Analyte	Sample Result	Data Qualifiers	RL	MDL	Units	Dil Fac	Date Analyzed	Lab Tech	Batch	Method
1,1,1-Trichloroethane	ND		5.4	0.39	ug/kg dry	1.00	10/15/09 14:41	PQ	9J15038	8260B
1,1,2,2-Tetrachloroethane	ND		5.4	0.88	ug/kg dry	1.00	10/15/09 14:41	PQ	9J15038	8260B
1,1,2-Trichloroethane	ND		5.4	0.27	ug/kg dry	1.00	10/15/09 14:41	PQ	9J15038	8260B
1,1,2-Trichloro-1,2,2-trifluoroethane	ND		5.4	2.7	ug/kg dry	1.00	10/15/09 14:41	PQ	9J15038	8260B
1,1-Dichloroethane	ND		5.4	0.27	ug/kg dry	1.00	10/15/09 14:41	PQ	9J15038	8260B
1,1-Dichloroethene	ND		5.4	0.66	ug/kg dry	1.00	10/15/09 14:41	PQ	9J15038	8260B
1,2,4-Trichlorobenzene	ND		5.4	0.33	ug/kg dry	1.00	10/15/09 14:41	PQ	9J15038	8260B
1,2,4-Trimethylbenzene	**6.6**		5.4	0.39	ug/kg dry	1.00	10/15/09 14:41	PQ	9J15038	8260B
1,2-Dibromo-3-chloropropane	ND		5.4	2.7	ug/kg dry	1.00	10/15/09 14:41	PQ	9J15038	8260B
1,2-Dibromoethane	ND		5.4	0.21	ug/kg dry	1.00	10/15/09 14:41	PQ	9J15038	8260B
1,2-Dichlorobenzene	ND		5.4	0.42	ug/kg dry	1.00	10/15/09 14:41	PQ	9J15038	8260B
1,2-Dichloroethane	ND		5.4	0.27	ug/kg dry	1.00	10/15/09 14:41	PQ	9J15038	8260B
1,2-Dichloropropane	ND		5.4	2.7	ug/kg dry	1.00	10/15/09 14:41	PQ	9J15038	8260B
1,3,5-Trimethylbenzene	ND		5.4	0.35	ug/kg dry	1.00	10/15/09 14:41	PQ	9J15038	8260B
1,3-Dichlorobenzene	ND		5.4	0.28	ug/kg dry	1.00	10/15/09 14:41	PQ	9J15038	8260B
1,4-Dichlorobenzene	ND		5.4	0.76	ug/kg dry	1.00	10/15/09 14:41	PQ	9J15038	8260B
2-Butanone	ND		27	2.0	ug/kg dry	1.00	10/15/09 14:41	PQ	9J15038	8260B
2-Hexanone	ND		27	1.9	ug/kg dry	1.00	10/15/09 14:41	PQ	9J15038	8260B
p-Cymene	**2.7**	J	5.4	0.44	ug/kg dry	1.00	10/15/09 14:41	PQ	9J15038	8260B
4-Methyl-2-pentanone	ND		27	1.8	ug/kg dry	1.00	10/15/09 14:41	PQ	9J15038	8260B
Acetone	**33**		27	1.2	ug/kg dry	1.00	10/15/09 14:41	PQ	9J15038	8260B
Benzene	ND		5.4	0.27	ug/kg dry	1.00	10/15/09 14:41	PQ	9J15038	8260B
Bromodichloromethane	ND		5.4	0.28	ug/kg dry	1.00	10/15/09 14:41	PQ	9J15038	8260B
Bromoform	ND		5.4	2.7	ug/kg dry	1.00	10/15/09 14:41	PQ	9J15038	8260B
Bromomethane	ND		5.4	1.2	ug/kg dry	1.00	10/15/09 14:41	PQ	9J15038	8260B
Carbon disulfide	ND		5.4	0.47	ug/kg dry	1.00	10/15/09 14:41	PQ	9J15038	8260B
Carbon Tetrachloride	ND		5.4	0.53	ug/kg dry	1.00	10/15/09 14:41	PQ	9J15038	8260B
Chlorobenzene	ND		5.4	0.72	ug/kg dry	1.00	10/15/09 14:41	PQ	9J15038	8260B
Dibromochloromethane	ND		5.4	0.30	ug/kg dry	1.00	10/15/09 14:41	PQ	9J15038	8260B
Chloroethane	ND		5.4	2.3	ug/kg dry	1.00	10/15/09 14:41	PQ	9J15038	8260B
Chloroform	ND		5.4	0.34	ug/kg dry	1.00	10/15/09 14:41	PQ	9J15038	8260B
Chloromethane	ND		5.4	0.33	ug/kg dry	1.00	10/15/09 14:41	PQ	9J15038	8260B
cis-1,2-Dichloroethene	ND		5.4	0.27	ug/kg dry	1.00	10/15/09 14:41	PQ	9J15038	8260B
cis-1,3-Dichloropropene	ND		5.4	0.31	ug/kg dry	1.00	10/15/09 14:41	PQ	9J15038	8260B
Cyclohexane	**2.6**	J	5.4	0.25	ug/kg dry	1.00	10/15/09 14:41	PQ	9J15038	8260B
Dichlorodifluoromethane	ND		5.4	0.45	ug/kg dry	1.00	10/15/09 14:41	PQ	9J15038	8260B
Ethylbenzene	ND		5.4	0.37	ug/kg dry	1.00	10/15/09 14:41	PQ	9J15038	8260B
Isopropylbenzene	ND		5.4	0.82	ug/kg dry	1.00	10/15/09 14:41	PQ	9J15038	8260B
Methyl Acetate	ND		5.4	0.29	ug/kg dry	1.00	10/15/09 14:41	PQ	9J15038	8260B
Methyl-t-Butyl Ether (MTBE)	ND		5.4	0.53	ug/kg dry	1.00	10/15/09 14:41	PQ	9J15038	8260B
Methylcyclohexane	**11**		5.4	0.35	ug/kg dry	1.00	10/15/09 14:41	PQ	9J15038	8260B
Methylene Chloride	**2.8**	J	5.4	1.1	ug/kg dry	1.00	10/15/09 14:41	PQ	9J15038	8260B
m-Xylene & p-Xylene	ND		11	0.91	ug/kg dry	1.00	10/15/09 14:41	PQ	9J15038	8260B
n-Butylbenzene	ND		5.4	0.47	ug/kg dry	1.00	10/15/09 14:41	PQ	9J15038	8260B
n-Propylbenzene	ND		5.4	0.43	ug/kg dry	1.00	10/15/09 14:41	PQ	9J15038	8260B
o-Xylene	ND		5.4	0.71	ug/kg dry	1.00	10/15/09 14:41	PQ	9J15038	8260B
sec-Butylbenzene	**1.4**	J	5.4	0.47	ug/kg dry	1.00	10/15/09 14:41	PQ	9J15038	8260B
Styrene	ND		5.4	0.27	ug/kg dry	1.00	10/15/09 14:41	PQ	9J15038	8260B

Benchmark Environmental & Engineering Science
2558 Hamburg Turnpike, Suite 300
Lackawanna, NY 14218

SDG Number: RSJ0658

Project: Benchmark - Solsil site
Project Number: TURN-0002

Received: 10/09/09-10/14/09
Reported: 11/03/09 16:08

Analytical Report

Client ID: SB-11 (0-2) (RSJ0836-04 - Solid) - cont. **Sampled: 10/13/09 14:30** **Recvd: 10/14/09 09:50**

Analyte	Sample Result	Data Qualifiers	RL	MDL	Units	Dil Fac	Date Analyzed	Lab Tech	Batch	Method
Volatile Organic Compounds by EPA 8260B - cont.										
Tetrachloroethene	ND		5.4	0.73	ug/kg dry	1.00	10/15/09 14:41	PQ	9J15038	8260B
Toluene	ND		5.4	0.41	ug/kg dry	1.00	10/15/09 14:41	PQ	9J15038	8260B
trans-1,2-Dichloroethene	ND		5.4	0.56	ug/kg dry	1.00	10/15/09 14:41	PQ	9J15038	8260B
trans-1,3-Dichloropropene	ND		5.4	0.27	ug/kg dry	1.00	10/15/09 14:41	PQ	9J15038	8260B
Trichloroethene	ND		5.4	0.37	ug/kg dry	1.00	10/15/09 14:41	PQ	9J15038	8260B
Trichlorofluoromethane	ND		5.4	0.51	ug/kg dry	1.00	10/15/09 14:41	PQ	9J15038	8260B
Vinyl chloride	ND		11	0.66	ug/kg dry	1.00	10/15/09 14:41	PQ	9J15038	8260B
Xylenes, total	ND		11	0.91	ug/kg dry	1.00	10/15/09 14:41	PQ	9J15038	8260B
1,2-Dichloroethane-d4	*97 %*		*Surr Limits: (64-126%)*				*10/15/09 14:41*	*PQ*	*9J15038*	*8260B*
4-Bromofluorobenzene	*105 %*		*Surr Limits: (72-126%)*				*10/15/09 14:41*	*PQ*	*9J15038*	*8260B*
Toluene-d8	*114 %*		*Surr Limits: (71-125%)*				*10/15/09 14:41*	*PQ*	*9J15038*	*8260B*
Semivolatile Organics by GC/MS										
2,4,5-Trichlorophenol	ND	D10	1900	410	ug/kg dry	10.0	10/19/09 12:36	MKP	9J14124	8270C
2,4,6-Trichlorophenol	ND	D10	1900	120	ug/kg dry	10.0	10/19/09 12:36	MKP	9J14124	8270C
2,4-Dichlorophenol	ND	D10	1900	98	ug/kg dry	10.0	10/19/09 12:36	MKP	9J14124	8270C
2,4-Dimethylphenol	ND	D10	1900	500	ug/kg dry	10.0	10/19/09 12:36	MKP	9J14124	8270C
2,4-Dinitrophenol	ND	D10	3600	650	ug/kg dry	10.0	10/19/09 12:36	MKP	9J14124	8270C
2,4-Dinitrotoluene	ND	D10	1900	290	ug/kg dry	10.0	10/19/09 12:36	MKP	9J14124	8270C
2,6-Dinitrotoluene	ND	D10	1900	460	ug/kg dry	10.0	10/19/09 12:36	MKP	9J14124	8270C
2-Chloronaphthalene	ND	D10	1900	120	ug/kg dry	10.0	10/19/09 12:36	MKP	9J14124	8270C
2-Chlorophenol	ND	D10	1900	95	ug/kg dry	10.0	10/19/09 12:36	MKP	9J14124	8270C
2-Methylnaphthalene	**1600**	D10,J	1900	23	ug/kg dry	10.0	10/19/09 12:36	MKP	9J14124	8270C
2-Methylphenol	ND	D10	1900	57	ug/kg dry	10.0	10/19/09 12:36	MKP	9J14124	8270C
2-Nitroaniline	ND	D10	3600	600	ug/kg dry	10.0	10/19/09 12:36	MKP	9J14124	8270C
2-Nitrophenol	ND	D10	1900	85	ug/kg dry	10.0	10/19/09 12:36	MKP	9J14124	8270C
3,3'-Dichlorobenzidine	ND	D10	1900	1600	ug/kg dry	10.0	10/19/09 12:36	MKP	9J14124	8270C
3-Nitroaniline	ND	D10	3600	430	ug/kg dry	10.0	10/19/09 12:36	MKP	9J14124	8270C
4,6-Dinitro-2-methylphenol	ND	D10	3600	640	ug/kg dry	10.0	10/19/09 12:36	MKP	9J14124	8270C
4-Bromophenyl phenyl ether	ND	D10	1900	590	ug/kg dry	10.0	10/19/09 12:36	MKP	9J14124	8270C
4-Chloro-3-methylphenol	ND	D10	1900	77	ug/kg dry	10.0	10/19/09 12:36	MKP	9J14124	8270C
4-Chloroaniline	ND	D10	1900	550	ug/kg dry	10.0	10/19/09 12:36	MKP	9J14124	8270C
4-Chlorophenyl phenyl ether	ND	D10	1900	40	ug/kg dry	10.0	10/19/09 12:36	MKP	9J14124	8270C
4-Methylphenol	ND	D10	1900	100	ug/kg dry	10.0	10/19/09 12:36	MKP	9J14124	8270C
4-Nitroaniline	ND	D10	3600	210	ug/kg dry	10.0	10/19/09 12:36	MKP	9J14124	8270C
4-Nitrophenol	ND	D10	3600	450	ug/kg dry	10.0	10/19/09 12:36	MKP	9J14124	8270C
Acenaphthene	**740**	D10,J	1900	22	ug/kg dry	10.0	10/19/09 12:36	MKP	9J14124	8270C
Acenaphthylene	ND	D10	1900	15	ug/kg dry	10.0	10/19/09 12:36	MKP	9J14124	8270C
Acetophenone	ND	D10	1900	96	ug/kg dry	10.0	10/19/09 12:36	MKP	9J14124	8270C
Anthracene	ND	D10	1900	48	ug/kg dry	10.0	10/19/09 12:36	MKP	9J14124	8270C
Atrazine	ND	D10	1900	83	ug/kg dry	10.0	10/19/09 12:36	MKP	9J14124	8270C
Benzaldehyde	ND	D10	1900	200	ug/kg dry	10.0	10/19/09 12:36	MKP	9J14124	8270C
Benzo(a)anthracene	**440**	D10,J	1900	32	ug/kg dry	10.0	10/19/09 12:36	MKP	9J14124	8270C
Benzo(a)pyrene	**670**	D10,J	1900	45	ug/kg dry	10.0	10/19/09 12:36	MKP	9J14124	8270C
Benzo(b)fluoranthene	**1200**	D10,J	1900	36	ug/kg dry	10.0	10/19/09 12:36	MKP	9J14124	8270C
Benzo(ghi)perylene	**540**	D10,J	1900	22	ug/kg dry	10.0	10/19/09 12:36	MKP	9J14124	8270C
Benzo(k)fluoranthene	ND	D10	1900	20	ug/kg dry	10.0	10/19/09 12:36	MKP	9J14124	8270C

Benchmark Environmental & Engineering Science
2558 Hamburg Turnpike, Suite 300
Lackawanna, NY 14218

SDG Number: RSJ0658

Project: Benchmark - Solsil site
Project Number: TURN-0002

Received: 10/09/09-10/14/09
Reported: 11/03/09 16:08

Analytical Report

Analyte	Sample Result	Data Qualifiers	RL	MDL	Units	Dil Fac	Date Analyzed	Lab Tech	Batch	Method
Client ID: SB-11 (0-2) (RSJ0836-04 - Solid) - cont.						**Sampled: 10/13/09 14:30**		**Recvd: 10/14/09 09:50**		
Semivolatile Organics by GC/MS - cont.										
Biphenyl	ND	D10	1900	120	ug/kg dry	10.0	10/19/09 12:36	MKP	9J14124	8270C
Bis(2-chloroethoxy)methane	ND	D10	1900	100	ug/kg dry	10.0	10/19/09 12:36	MKP	9J14124	8270C
Bis(2-chloroethyl)ether	ND	D10	1900	160	ug/kg dry	10.0	10/19/09 12:36	MKP	9J14124	8270C
2,2'-Oxybis(1-Chloropropane)	ND	D10	1900	190	ug/kg dry	10.0	10/19/09 12:36	MKP	9J14124	8270C
Bis(2-ethylhexyl) phthalate	ND	D10	1900	600	ug/kg dry	10.0	10/19/09 12:36	MKP	9J14124	8270C
Butyl benzyl phthalate	ND	D10	1900	500	ug/kg dry	10.0	10/19/09 12:36	MKP	9J14124	8270C
Caprolactam	ND	D10	1900	810	ug/kg dry	10.0	10/19/09 12:36	MKP	9J14124	8270C
Carbazole	ND	D10	1900	22	ug/kg dry	10.0	10/19/09 12:36	MKP	9J14124	8270C
Chrysene	**610**	D10,J	1900	19	ug/kg dry	10.0	10/19/09 12:36	MKP	9J14124	8270C
Dibenzo(a,h)anthracene	ND	D10	1900	22	ug/kg dry	10.0	10/19/09 12:36	MKP	9J14124	8270C
Dibenzofuran	ND	D10	1900	19	ug/kg dry	10.0	10/19/09 12:36	MKP	9J14124	8270C
Diethyl phthalate	ND	D10	1900	56	ug/kg dry	10.0	10/19/09 12:36	MKP	9J14124	8270C
Dimethyl phthalate	ND	D10	1900	49	ug/kg dry	10.0	10/19/09 12:36	MKP	9J14124	8270C
Di-n-butyl phthalate	ND	D10	1900	640	ug/kg dry	10.0	10/19/09 12:36	MKP	9J14124	8270C
Di-n-octyl phthalate	ND	D10	1900	44	ug/kg dry	10.0	10/19/09 12:36	MKP	9J14124	8270C
Fluoranthene	**930**	D10,J	1900	27	ug/kg dry	10.0	10/19/09 12:36	MKP	9J14124	8270C
Fluorene	ND	D10	1900	43	ug/kg dry	10.0	10/19/09 12:36	MKP	9J14124	8270C
Hexachlorobenzene	ND	D10	1900	92	ug/kg dry	10.0	10/19/09 12:36	MKP	9J14124	8270C
Hexachlorobutadiene	ND	D10	1900	95	ug/kg dry	10.0	10/19/09 12:36	MKP	9J14124	8270C
Hexachlorocyclopentadiene	ND	D10	1900	560	ug/kg dry	10.0	10/19/09 12:36	MKP	9J14124	8270C
Hexachloroethane	ND	D10	1900	140	ug/kg dry	10.0	10/19/09 12:36	MKP	9J14124	8270C
Indeno(1,2,3-cd)pyrene	**400**	D10,J	1900	51	ug/kg dry	10.0	10/19/09 12:36	MKP	9J14124	8270C
Isophorone	ND	D10	1900	93	ug/kg dry	10.0	10/19/09 12:36	MKP	9J14124	8270C
Naphthalene	**650**	D10,J	1900	31	ug/kg dry	10.0	10/19/09 12:36	MKP	9J14124	8270C
Nitrobenzene	ND	D10	1900	83	ug/kg dry	10.0	10/19/09 12:36	MKP	9J14124	8270C
N-Nitrosodi-n-propylamine	ND	D10	1900	150	ug/kg dry	10.0	10/19/09 12:36	MKP	9J14124	8270C
N-Nitrosodiphenylamine	ND	D10,L	1900	100	ug/kg dry	10.0	10/19/09 12:36	MKP	9J14124	8270C
Pentachlorophenol	ND	D10	3600	640	ug/kg dry	10.0	10/19/09 12:36	MKP	9J14124	8270C
Phenanthrene	**2000**	D10	1900	39	ug/kg dry	10.0	10/19/09 12:36	MKP	9J14124	8270C
Phenol	ND	D10	1900	200	ug/kg dry	10.0	10/19/09 12:36	MKP	9J14124	8270C
Pyrene	**1100**	D10,J	1900	12	ug/kg dry	10.0	10/19/09 12:36	MKP	9J14124	8270C
2,4,6-Tribromophenol	*56 %*	*D10*	*Surr Limits: (39-146%)*				*10/19/09 12:36*	*MKP*	*9J14124*	*8270C*
2-Fluorobiphenyl	*84 %*	*D10*	*Surr Limits: (37-120%)*				*10/19/09 12:36*	*MKP*	*9J14124*	*8270C*
2-Fluorophenol	*69 %*	*D10*	*Surr Limits: (18-120%)*				*10/19/09 12:36*	*MKP*	*9J14124*	*8270C*
Nitrobenzene-d5	*120 %*	*D10*	*Surr Limits: (34-132%)*				*10/19/09 12:36*	*MKP*	*9J14124*	*8270C*
Phenol-d5	*72 %*	*D10*	*Surr Limits: (11-120%)*				*10/19/09 12:36*	*MKP*	*9J14124*	*8270C*
p-Terphenyl-d14	*75 %*	*D10*	*Surr Limits: (58-147%)*				*10/19/09 12:36*	*MKP*	*9J14124*	*8270C*
Polychlorinated Biphenyls by EPA Method 8082										
Aroclor 1016	ND	QSU	19	3.6	ug/kg dry	1.00	10/17/09 09:43	SCH	9J14120	8082
Aroclor 1221	ND	QSU	19	3.6	ug/kg dry	1.00	10/17/09 09:43	SCH	9J14120	8082
Aroclor 1232	ND	QSU	19	3.6	ug/kg dry	1.00	10/17/09 09:43	SCH	9J14120	8082
Aroclor 1242	ND	QSU	19	4.0	ug/kg dry	1.00	10/17/09 09:43	SCH	9J14120	8082
Aroclor 1248	ND	QSU	19	3.7	ug/kg dry	1.00	10/17/09 09:43	SCH	9J14120	8082
Aroclor 1254	**230**	QSU	19	3.9	ug/kg dry	1.00	10/17/09 09:43	SCH	9J14120	8082
Aroclor 1260	ND	QSU	19	3.9	ug/kg dry	1.00	10/17/09 09:43	SCH	9J14120	8082

Benchmark Environmental & Engineering Science
2558 Hamburg Turnpike, Suite 300
Lackawanna, NY 14218

SDG Number: RSJ0658

Project: Benchmark - Solsil site
Project Number: TURN-0002

Received: 10/09/09-10/14/09
Reported: 11/03/09 16:08

Analytical Report

Client ID: SB-11 (0-2) (RSJ0836-04 - Solid) - cont. **Sampled: 10/13/09 14:30** **Recvd: 10/14/09 09:50**

Analyte	Sample Result	Data Qualifiers	RL	MDL	Units	Dil Fac	Date Analyzed	Lab Tech	Batch	Method
Polychlorinated Biphenyls by EPA Method 8082 - cont.										
Decachlorobiphenyl	*89 %*	*QSU*	*Surr Limits: (34-148%)*				*10/17/09 09:43*	*SCH*	*9J14120*	*8082*
Tetrachloro-m-xylene	*67 %*	*QSU*	*Surr Limits: (35-134%)*				*10/17/09 09:43*	*SCH*	*9J14120*	*8082*
Total Metals by SW 846 Series Methods										
Aluminum	**8290**		10.4	NR	mg/kg dry	1.00	10/16/09 01:02	DAN	9J15012	6010B
Antimony	ND		15.6	NR	mg/kg dry	1.00	10/16/09 01:02	DAN	9J15012	6010B
Arsenic	**7.8**		2.1	NR	mg/kg dry	1.00	10/16/09 01:02	DAN	9J15012	6010B
Barium	**739**		0.521	NR	mg/kg dry	1.00	10/16/09 01:02	DAN	9J15012	6010B
Beryllium	**0.504**		0.208	NR	mg/kg dry	1.00	10/16/09 01:02	DAN	9J15012	6010B
Cadmium	ND		0.208	NR	mg/kg dry	1.00	10/16/09 01:02	DAN	9J15012	6010B
Calcium	**31700**		52.1	NR	mg/kg dry	1.00	10/16/09 01:02	DAN	9J15012	6010B
Chromium	**346**		0.521	NR	mg/kg dry	1.00	10/16/09 01:02	DAN	9J15012	6010B
Cobalt	**4.39**		0.521	NR	mg/kg dry	1.00	10/16/09 01:02	DAN	9J15012	6010B
Copper	**197**		1.0	NR	mg/kg dry	1.00	10/16/09 01:02	DAN	9J15012	6010B
Iron	**27500**		10.4	NR	mg/kg dry	1.00	10/16/09 01:02	DAN	9J15012	6010B
Lead	**74.0**		1.0	NR	mg/kg dry	1.00	10/16/09 01:02	DAN	9J15012	6010B
Magnesium	**8870**		20.8	NR	mg/kg dry	1.00	10/16/09 01:02	DAN	9J15012	6010B
Manganese	**1790**		0.2	NR	mg/kg dry	1.00	10/16/09 01:02	DAN	9J15012	6010B
Nickel	**67.6**		5.21	NR	mg/kg dry	1.00	10/16/09 01:02	DAN	9J15012	6010B
Potassium	**592**		31.2	NR	mg/kg dry	1.00	10/16/09 01:02	DAN	9J15012	6010B
Selenium	ND		4.2	NR	mg/kg dry	1.00	10/16/09 01:02	DAN	9J15012	6010B
Silver	ND		0.521	NR	mg/kg dry	1.00	10/16/09 01:02	DAN	9J15012	6010B
Sodium	**257**		146	NR	mg/kg dry	1.00	10/16/09 01:02	DAN	9J15012	6010B
Thallium	ND		6.2	NR	mg/kg dry	1.00	10/16/09 01:02	DAN	9J15012	6010B
Vanadium	**13.9**		0.521	NR	mg/kg dry	1.00	10/16/09 01:02	DAN	9J15012	6010B
Zinc	**86.6**		2.1	NR	mg/kg dry	1.00	10/16/09 01:02	DAN	9J15012	6010B
Mercury	**0.0575**		0.0211	NR	mg/kg dry	1.00	10/15/09 15:52	MXM	9J15033	7471A
General Chemistry Parameters										
Percent Solids	**89**		0.010	NR	%	1.00	10/15/09 16:14	JR	9J15042	Dry Weight

Benchmark Environmental & Engineering Science
2558 Hamburg Turnpike, Suite 300
Lackawanna, NY 14218

SDG Number: RSJ0658

Project: Benchmark - Solsil site
Project Number: TURN-0002

Received: 10/09/09-10/14/09
Reported: 11/03/09 16:08

Analytical Report

Client ID: SB-12 (0-2) (RSJ0836-05 - Solid) **Sampled: 10/13/09 15:35** **Recvd: 10/14/09 09:50**

Volatile Organic Compounds by EPA 8260B

Analyte	Sample Result	Data Qualifiers	RL	MDL	Units	Dil Fac	Date Analyzed	Lab Tech	Batch	Method
1,1,1-Trichloroethane	ND		5.6	0.41	ug/kg dry	1.00	10/15/09 15:06	PQ	9J15038	8260B
1,1,2,2-Tetrachloroethane	ND		5.6	0.91	ug/kg dry	1.00	10/15/09 15:06	PQ	9J15038	8260B
1,1,2-Trichloroethane	ND		5.6	0.28	ug/kg dry	1.00	10/15/09 15:06	PQ	9J15038	8260B
1,1,2-Trichloro-1,2,2-trifluoroethane	ND		5.6	2.8	ug/kg dry	1.00	10/15/09 15:06	PQ	9J15038	8260B
1,1-Dichloroethane	ND		5.6	0.28	ug/kg dry	1.00	10/15/09 15:06	PQ	9J15038	8260B
1,1-Dichloroethene	ND		5.6	0.69	ug/kg dry	1.00	10/15/09 15:06	PQ	9J15038	8260B
1,2,4-Trichlorobenzene	ND		5.6	0.34	ug/kg dry	1.00	10/15/09 15:06	PQ	9J15038	8260B
1,2,4-Trimethylbenzene	ND		5.6	0.41	ug/kg dry	1.00	10/15/09 15:06	PQ	9J15038	8260B
1,2-Dibromo-3-chloropropane	ND		5.6	2.8	ug/kg dry	1.00	10/15/09 15:06	PQ	9J15038	8260B
1,2-Dibromoethane	ND		5.6	0.21	ug/kg dry	1.00	10/15/09 15:06	PQ	9J15038	8260B
1,2-Dichlorobenzene	ND		5.6	0.44	ug/kg dry	1.00	10/15/09 15:06	PQ	9J15038	8260B
1,2-Dichloroethane	ND		5.6	0.28	ug/kg dry	1.00	10/15/09 15:06	PQ	9J15038	8260B
1,2-Dichloropropane	ND		5.6	2.8	ug/kg dry	1.00	10/15/09 15:06	PQ	9J15038	8260B
1,3,5-Trimethylbenzene	ND		5.6	0.36	ug/kg dry	1.00	10/15/09 15:06	PQ	9J15038	8260B
1,3-Dichlorobenzene	ND		5.6	0.29	ug/kg dry	1.00	10/15/09 15:06	PQ	9J15038	8260B
1,4-Dichlorobenzene	ND		5.6	0.79	ug/kg dry	1.00	10/15/09 15:06	PQ	9J15038	8260B
2-Butanone	ND		28	2.1	ug/kg dry	1.00	10/15/09 15:06	PQ	9J15038	8260B
2-Hexanone	ND		28	2.0	ug/kg dry	1.00	10/15/09 15:06	PQ	9J15038	8260B
p-Cymene	ND		5.6	0.45	ug/kg dry	1.00	10/15/09 15:06	PQ	9J15038	8260B
4-Methyl-2-pentanone	ND		28	1.8	ug/kg dry	1.00	10/15/09 15:06	PQ	9J15038	8260B
Acetone	**40**		28	1.2	ug/kg dry	1.00	10/15/09 15:06	PQ	9J15038	8260B
Benzene	ND		5.6	0.28	ug/kg dry	1.00	10/15/09 15:06	PQ	9J15038	8260B
Bromodichloromethane	ND		5.6	0.29	ug/kg dry	1.00	10/15/09 15:06	PQ	9J15038	8260B
Bromoform	ND		5.6	2.8	ug/kg dry	1.00	10/15/09 15:06	PQ	9J15038	8260B
Bromomethane	ND		5.6	1.2	ug/kg dry	1.00	10/15/09 15:06	PQ	9J15038	8260B
Carbon disulfide	ND		5.6	0.48	ug/kg dry	1.00	10/15/09 15:06	PQ	9J15038	8260B
Carbon Tetrachloride	ND		5.6	0.54	ug/kg dry	1.00	10/15/09 15:06	PQ	9J15038	8260B
Chlorobenzene	ND		5.6	0.74	ug/kg dry	1.00	10/15/09 15:06	PQ	9J15038	8260B
Dibromochloromethane	ND		5.6	0.31	ug/kg dry	1.00	10/15/09 15:06	PQ	9J15038	8260B
Chloroethane	ND		5.6	2.3	ug/kg dry	1.00	10/15/09 15:06	PQ	9J15038	8260B
Chloroform	ND		5.6	0.35	ug/kg dry	1.00	10/15/09 15:06	PQ	9J15038	8260B
Chloromethane	ND		5.6	0.34	ug/kg dry	1.00	10/15/09 15:06	PQ	9J15038	8260B
cis-1,2-Dichloroethene	ND		5.6	0.28	ug/kg dry	1.00	10/15/09 15:06	PQ	9J15038	8260B
cis-1,3-Dichloropropene	ND		5.6	0.32	ug/kg dry	1.00	10/15/09 15:06	PQ	9J15038	8260B
Cyclohexane	ND		5.6	0.26	ug/kg dry	1.00	10/15/09 15:06	PQ	9J15038	8260B
Dichlorodifluoromethane	ND		5.6	0.46	ug/kg dry	1.00	10/15/09 15:06	PQ	9J15038	8260B
Ethylbenzene	ND		5.6	0.39	ug/kg dry	1.00	10/15/09 15:06	PQ	9J15038	8260B
Isopropylbenzene	ND		5.6	0.85	ug/kg dry	1.00	10/15/09 15:06	PQ	9J15038	8260B
Methyl Acetate	ND		5.6	0.30	ug/kg dry	1.00	10/15/09 15:06	PQ	9J15038	8260B
Methyl-t-Butyl Ether (MTBE)	ND		5.6	0.55	ug/kg dry	1.00	10/15/09 15:06	PQ	9J15038	8260B
Methylcyclohexane	ND		5.6	0.36	ug/kg dry	1.00	10/15/09 15:06	PQ	9J15038	8260B
Methylene Chloride	**3.8**	J	5.6	1.1	ug/kg dry	1.00	10/15/09 15:06	PQ	9J15038	8260B
m-Xylene & p-Xylene	ND		11	0.94	ug/kg dry	1.00	10/15/09 15:06	PQ	9J15038	8260B
n-Butylbenzene	ND		5.6	0.49	ug/kg dry	1.00	10/15/09 15:06	PQ	9J15038	8260B
n-Propylbenzene	ND		5.6	0.45	ug/kg dry	1.00	10/15/09 15:06	PQ	9J15038	8260B
o-Xylene	ND		5.6	0.73	ug/kg dry	1.00	10/15/09 15:06	PQ	9J15038	8260B
sec-Butylbenzene	ND		5.6	0.49	ug/kg dry	1.00	10/15/09 15:06	PQ	9J15038	8260B
Styrene	ND		5.6	0.28	ug/kg dry	1.00	10/15/09 15:06	PQ	9J15038	8260B

Benchmark Environmental & Engineering Science
2558 Hamburg Turnpike, Suite 300
Lackawanna, NY 14218

SDG Number: RSJ0658

Project: Benchmark - Solsil site
Project Number: TURN-0002

Received: 10/09/09-10/14/09
Reported: 11/03/09 16:08

Analytical Report

Analyte	Sample Result	Data Qualifiers	RL	MDL	Units	Dil Fac	Date Analyzed	Lab Tech	Batch	Method
Client ID: SB-12 (0-2) (RSJ0836-05 - Solid) - cont.							**Sampled: 10/13/09 15:35**		**Recvd: 10/14/09 09:50**	
Volatile Organic Compounds by EPA 8260B - cont.										
Tetrachloroethene	ND		5.6	0.75	ug/kg dry	1.00	10/15/09 15:06	PQ	9J15038	8260B
Toluene	ND		5.6	0.42	ug/kg dry	1.00	10/15/09 15:06	PQ	9J15038	8260B
trans-1,2-Dichloroethene	ND		5.6	0.58	ug/kg dry	1.00	10/15/09 15:06	PQ	9J15038	8260B
trans-1,3-Dichloropropene	ND		5.6	0.28	ug/kg dry	1.00	10/15/09 15:06	PQ	9J15038	8260B
Trichloroethene	ND		5.6	0.39	ug/kg dry	1.00	10/15/09 15:06	PQ	9J15038	8260B
Trichlorofluoromethane	ND		5.6	0.53	ug/kg dry	1.00	10/15/09 15:06	PQ	9J15038	8260B
Vinyl chloride	ND		11	0.69	ug/kg dry	1.00	10/15/09 15:06	PQ	9J15038	8260B
Xylenes, total	ND		11	0.94	ug/kg dry	1.00	10/15/09 15:06	PQ	9J15038	8260B
1,2-Dichloroethane-d4	*96 %*		*Surr Limits: (64-126%)*				*10/15/09 15:06*	*PQ*	*9J15038*	*8260B*
4-Bromofluorobenzene	*106 %*		*Surr Limits: (72-126%)*				*10/15/09 15:06*	*PQ*	*9J15038*	*8260B*
Toluene-d8	*113 %*		*Surr Limits: (71-125%)*				*10/15/09 15:06*	*PQ*	*9J15038*	*8260B*
Semivolatile Organics by GC/MS										
2,4,5-Trichlorophenol	ND	D12	7600	1600	ug/kg dry	40.0	10/19/09 13:00	MKP	9J14124	8270C
2,4,6-Trichlorophenol	ND	D12	7600	500	ug/kg dry	40.0	10/19/09 13:00	MKP	9J14124	8270C
2,4-Dichlorophenol	ND	D12	7600	390	ug/kg dry	40.0	10/19/09 13:00	MKP	9J14124	8270C
2,4-Dimethylphenol	ND	D12	7600	2000	ug/kg dry	40.0	10/19/09 13:00	MKP	9J14124	8270C
2,4-Dinitrophenol	ND	D12	15000	2600	ug/kg dry	40.0	10/19/09 13:00	MKP	9J14124	8270C
2,4-Dinitrotoluene	ND	D12	7600	1200	ug/kg dry	40.0	10/19/09 13:00	MKP	9J14124	8270C
2,6-Dinitrotoluene	ND	D12	7600	1800	ug/kg dry	40.0	10/19/09 13:00	MKP	9J14124	8270C
2-Chloronaphthalene	ND	D12	7600	500	ug/kg dry	40.0	10/19/09 13:00	MKP	9J14124	8270C
2-Chlorophenol	ND	D12	7600	380	ug/kg dry	40.0	10/19/09 13:00	MKP	9J14124	8270C
2-Methylnaphthalene	ND	D12	7600	91	ug/kg dry	40.0	10/19/09 13:00	MKP	9J14124	8270C
2-Methylphenol	ND	D12	7600	230	ug/kg dry	40.0	10/19/09 13:00	MKP	9J14124	8270C
2-Nitroaniline	ND	D12	15000	2400	ug/kg dry	40.0	10/19/09 13:00	MKP	9J14124	8270C
2-Nitrophenol	ND	D12	7600	340	ug/kg dry	40.0	10/19/09 13:00	MKP	9J14124	8270C
3,3'-Dichlorobenzidine	ND	D12	7600	6600	ug/kg dry	40.0	10/19/09 13:00	MKP	9J14124	8270C
3-Nitroaniline	ND	D12	15000	1700	ug/kg dry	40.0	10/19/09 13:00	MKP	9J14124	8270C
4,6-Dinitro-2-methylphenol	ND	D12	15000	2600	ug/kg dry	40.0	10/19/09 13:00	MKP	9J14124	8270C
4-Bromophenyl phenyl ether	ND	D12	7600	2400	ug/kg dry	40.0	10/19/09 13:00	MKP	9J14124	8270C
4-Chloro-3-methylphenol	ND	D12	7600	310	ug/kg dry	40.0	10/19/09 13:00	MKP	9J14124	8270C
4-Chloroaniline	ND	D12	7600	2200	ug/kg dry	40.0	10/19/09 13:00	MKP	9J14124	8270C
4-Chlorophenyl phenyl ether	ND	D12	7600	160	ug/kg dry	40.0	10/19/09 13:00	MKP	9J14124	8270C
4-Methylphenol	ND	D12	7600	420	ug/kg dry	40.0	10/19/09 13:00	MKP	9J14124	8270C
4-Nitroaniline	ND	D12	15000	840	ug/kg dry	40.0	10/19/09 13:00	MKP	9J14124	8270C
4-Nitrophenol	ND	D12	15000	1800	ug/kg dry	40.0	10/19/09 13:00	MKP	9J14124	8270C
Acenaphthene	ND	D12	7600	88	ug/kg dry	40.0	10/19/09 13:00	MKP	9J14124	8270C
Acenaphthylene	ND	D12	7600	61	ug/kg dry	40.0	10/19/09 13:00	MKP	9J14124	8270C
Acetophenone	ND	D12	7600	390	ug/kg dry	40.0	10/19/09 13:00	MKP	9J14124	8270C
Anthracene	ND	D12	7600	190	ug/kg dry	40.0	10/19/09 13:00	MKP	9J14124	8270C
Atrazine	ND	D12	7600	330	ug/kg dry	40.0	10/19/09 13:00	MKP	9J14124	8270C
Benzaldehyde	ND	D12	7600	820	ug/kg dry	40.0	10/19/09 13:00	MKP	9J14124	8270C
Benzo(a)anthracene	ND	D12	7600	130	ug/kg dry	40.0	10/19/09 13:00	MKP	9J14124	8270C
Benzo(a)pyrene	ND	D12	7600	180	ug/kg dry	40.0	10/19/09 13:00	MKP	9J14124	8270C
Benzo(b)fluoranthene	ND	D12	7600	150	ug/kg dry	40.0	10/19/09 13:00	MKP	9J14124	8270C
Benzo(ghi)perylene	ND	D12	7600	90	ug/kg dry	40.0	10/19/09 13:00	MKP	9J14124	8270C
Benzo(k)fluoranthene	ND	D12	7600	83	ug/kg dry	40.0	10/19/09 13:00	MKP	9J14124	8270C

Benchmark Environmental & Engineering Science
2558 Hamburg Turnpike, Suite 300
Lackawanna, NY 14218

SDG Number: RSJ0658

Project: Benchmark - Solsil site
Project Number: TURN-0002

Received: 10/09/09-10/14/09
Reported: 11/03/09 16:08

Analytical Report

Analyte	Sample Result	Data Qualifiers	RL	MDL	Units	Dil Fac	Date Analyzed	Lab Tech	Batch	Method
Client ID: SB-12 (0-2) (RSJ0836-05 - Solid) - cont.							**Sampled: 10/13/09 15:35**		**Recvd: 10/14/09 09:50**	
Semivolatile Organics by GC/MS - cont.										
Biphenyl	ND	D12	7600	470	ug/kg dry	40.0	10/19/09 13:00	MKP	9J14124	8270C
Bis(2-chloroethoxy)methane	ND	D12	7600	410	ug/kg dry	40.0	10/19/09 13:00	MKP	9J14124	8270C
Bis(2-chloroethyl)ether	ND	D12	7600	650	ug/kg dry	40.0	10/19/09 13:00	MKP	9J14124	8270C
2,2'-Oxybis(1-Chloropropane)	ND	D12	7600	780	ug/kg dry	40.0	10/19/09 13:00	MKP	9J14124	8270C
Bis(2-ethylhexyl) phthalate	ND	D12	7600	2400	ug/kg dry	40.0	10/19/09 13:00	MKP	9J14124	8270C
Butyl benzyl phthalate	ND	D12	7600	2000	ug/kg dry	40.0	10/19/09 13:00	MKP	9J14124	8270C
Caprolactam	ND	D12	7600	3200	ug/kg dry	40.0	10/19/09 13:00	MKP	9J14124	8270C
Carbazole	ND	D12	7600	87	ug/kg dry	40.0	10/19/09 13:00	MKP	9J14124	8270C
Chrysene	ND	D12	7600	75	ug/kg dry	40.0	10/19/09 13:00	MKP	9J14124	8270C
Dibenzo(a,h)anthracene	ND	D12	7600	88	ug/kg dry	40.0	10/19/09 13:00	MKP	9J14124	8270C
Dibenzofuran	ND	D12	7600	78	ug/kg dry	40.0	10/19/09 13:00	MKP	9J14124	8270C
Diethyl phthalate	ND	D12	7600	230	ug/kg dry	40.0	10/19/09 13:00	MKP	9J14124	8270C
Dimethyl phthalate	ND	D12	7600	200	ug/kg dry	40.0	10/19/09 13:00	MKP	9J14124	8270C
Di-n-butyl phthalate	ND	D12	7600	2600	ug/kg dry	40.0	10/19/09 13:00	MKP	9J14124	8270C
Di-n-octyl phthalate	ND	D12	7600	180	ug/kg dry	40.0	10/19/09 13:00	MKP	9J14124	8270C
Fluoranthene	ND	D12	7600	110	ug/kg dry	40.0	10/19/09 13:00	MKP	9J14124	8270C
Fluorene	ND	D12	7600	170	ug/kg dry	40.0	10/19/09 13:00	MKP	9J14124	8270C
Hexachlorobenzene	ND	D12	7600	370	ug/kg dry	40.0	10/19/09 13:00	MKP	9J14124	8270C
Hexachlorobutadiene	ND	D12	7600	380	ug/kg dry	40.0	10/19/09 13:00	MKP	9J14124	8270C
Hexachlorocyclopentadiene	ND	D12	7600	2300	ug/kg dry	40.0	10/19/09 13:00	MKP	9J14124	8270C
Hexachloroethane	ND	D12	7600	580	ug/kg dry	40.0	10/19/09 13:00	MKP	9J14124	8270C
Indeno(1,2,3-cd)pyrene	ND	D12	7600	210	ug/kg dry	40.0	10/19/09 13:00	MKP	9J14124	8270C
Isophorone	ND	D12	7600	380	ug/kg dry	40.0	10/19/09 13:00	MKP	9J14124	8270C
Naphthalene	ND	D12	7600	130	ug/kg dry	40.0	10/19/09 13:00	MKP	9J14124	8270C
Nitrobenzene	ND	D12	7600	330	ug/kg dry	40.0	10/19/09 13:00	MKP	9J14124	8270C
N-Nitrosodi-n-propylamine	ND	D12	7600	590	ug/kg dry	40.0	10/19/09 13:00	MKP	9J14124	8270C
N-Nitrosodiphenylamine	ND	D12,L	7600	410	ug/kg dry	40.0	10/19/09 13:00	MKP	9J14124	8270C
Pentachlorophenol	ND	D12	15000	2600	ug/kg dry	40.0	10/19/09 13:00	MKP	9J14124	8270C
Phenanthrene	ND	D12	7600	160	ug/kg dry	40.0	10/19/09 13:00	MKP	9J14124	8270C
Phenol	ND	D12	7600	790	ug/kg dry	40.0	10/19/09 13:00	MKP	9J14124	8270C
Pyrene	ND	D12	7600	49	ug/kg dry	40.0	10/19/09 13:00	MKP	9J14124	8270C
2,4,6-Tribromophenol	*	*D12,Z3*	*Surr Limits: (39-146%)*				*10/19/09 13:00*	*MKP*	*9J14124*	*8270C*
2-Fluorobiphenyl	*78 %*	*D12*	*Surr Limits: (37-120%)*				*10/19/09 13:00*	*MKP*	*9J14124*	*8270C*
2-Fluorophenol	*54 %*	*D12*	*Surr Limits: (18-120%)*				*10/19/09 13:00*	*MKP*	*9J14124*	*8270C*
Nitrobenzene-d5	*67 %*	*D12*	*Surr Limits: (34-132%)*				*10/19/09 13:00*	*MKP*	*9J14124*	*8270C*
Phenol-d5	*62 %*	*D12*	*Surr Limits: (11-120%)*				*10/19/09 13:00*	*MKP*	*9J14124*	*8270C*
p-Terphenyl-d14	*69 %*	*D12*	*Surr Limits: (58-147%)*				*10/19/09 13:00*	*MKP*	*9J14124*	*8270C*
Polychlorinated Biphenyls by EPA Method 8082										
Aroclor 1016	ND	QSU	19	3.7	ug/kg dry	1.00	10/17/09 09:58	SCH	9J14120	8082
Aroclor 1221	ND	QSU	19	3.7	ug/kg dry	1.00	10/17/09 09:58	SCH	9J14120	8082
Aroclor 1232	ND	QSU	19	3.7	ug/kg dry	1.00	10/17/09 09:58	SCH	9J14120	8082
Aroclor 1242	ND	QSU	19	4.1	ug/kg dry	1.00	10/17/09 09:58	SCH	9J14120	8082
Aroclor 1248	**160**	QSU	19	3.7	ug/kg dry	1.00	10/17/09 09:58	SCH	9J14120	8082
Aroclor 1254	ND	QSU	19	4.0	ug/kg dry	1.00	10/17/09 09:58	SCH	9J14120	8082
Aroclor 1260	ND	QSU	19	4.0	ug/kg dry	1.00	10/17/09 09:58	SCH	9J14120	8082

Benchmark Environmental & Engineering Science
2558 Hamburg Turnpike, Suite 300
Lackawanna, NY 14218

SDG Number: RSJ0658

Project: Benchmark - Solsil site
Project Number: TURN-0002

Received: 10/09/09-10/14/09
Reported: 11/03/09 16:08

Analytical Report

Client ID: SB-12 (0-2) (RSJ0836-05 - Solid) - cont. **Sampled: 10/13/09 15:35** **Recvd: 10/14/09 09:50**

Analyte	Sample Result	Data Qualifiers	RL	MDL	Units	Dil Fac	Date Analyzed	Lab Tech	Batch	Method
Polychlorinated Biphenyls by EPA Method 8082 - cont.										
Decachlorobiphenyl	*109 %*	*QSU*	*Surr Limits: (34-148%)*				*10/17/09 09:58*	*SCH*	*9J14120*	*8082*
Tetrachloro-m-xylene	*69 %*	*QSU*	*Surr Limits: (35-134%)*				*10/17/09 09:58*	*SCH*	*9J14120*	*8082*
Total Metals by SW 846 Series Methods										
Aluminum	**4010**		11.6	NR	mg/kg dry	1.00	10/16/09 01:07	DAN	9J15012	6010B
Antimony	ND		17.3	NR	mg/kg dry	1.00	10/16/09 01:07	DAN	9J15012	6010B
Arsenic	**3.7**		2.3	NR	mg/kg dry	1.00	10/16/09 01:07	DAN	9J15012	6010B
Barium	**32.4**		0.578	NR	mg/kg dry	1.00	10/16/09 01:07	DAN	9J15012	6010B
Beryllium	**0.334**		0.231	NR	mg/kg dry	1.00	10/16/09 01:07	DAN	9J15012	6010B
Cadmium	**0.625**		0.231	NR	mg/kg dry	1.00	10/16/09 01:07	DAN	9J15012	6010B
Calcium	**143000**	D08	578	NR	mg/kg dry	10.0	10/16/09 12:21	AMH	9J15012	6010B
Chromium	**19.4**		0.578	NR	mg/kg dry	1.00	10/16/09 01:07	DAN	9J15012	6010B
Cobalt	**2.23**		0.578	NR	mg/kg dry	1.00	10/16/09 01:07	DAN	9J15012	6010B
Copper	**11.9**		1.2	NR	mg/kg dry	1.00	10/16/09 01:07	DAN	9J15012	6010B
Iron	**7480**		11.6	NR	mg/kg dry	1.00	10/16/09 01:07	DAN	9J15012	6010B
Lead	**47.7**		1.2	NR	mg/kg dry	1.00	10/16/09 01:07	DAN	9J15012	6010B
Magnesium	**53400**	D08	231	NR	mg/kg dry	10.0	10/16/09 12:21	AMH	9J15012	6010B
Manganese	**690**		0.2	NR	mg/kg dry	1.00	10/16/09 01:07	DAN	9J15012	6010B
Nickel	**12.8**		5.78	NR	mg/kg dry	1.00	10/16/09 01:07	DAN	9J15012	6010B
Potassium	**1020**		34.7	NR	mg/kg dry	1.00	10/16/09 01:07	DAN	9J15012	6010B
Selenium	ND		4.6	NR	mg/kg dry	1.00	10/16/09 01:07	DAN	9J15012	6010B
Silver	ND		0.578	NR	mg/kg dry	1.00	10/16/09 01:07	DAN	9J15012	6010B
Sodium	**175**		162	NR	mg/kg dry	1.00	10/16/09 01:07	DAN	9J15012	6010B
Thallium	ND		6.9	NR	mg/kg dry	1.00	10/16/09 01:07	DAN	9J15012	6010B
Vanadium	**8.27**		0.578	NR	mg/kg dry	1.00	10/16/09 01:07	DAN	9J15012	6010B
Zinc	**188**		2.3	NR	mg/kg dry	1.00	10/16/09 01:07	DAN	9J15012	6010B
Mercury	**0.0413**		0.0233	NR	mg/kg dry	1.00	10/15/09 15:54	MXM	9J15033	7471A
General Chemistry Parameters										
Percent Solids	**88**		0.010	NR	%	1.00	10/15/09 16:16	JR	9J15042	Dry Weight

Benchmark Environmental & Engineering Science
2558 Hamburg Turnpike, Suite 300
Lackawanna, NY 14218

SDG Number: RSJ0658

Project: Benchmark - Solsil site
Project Number: TURN-0002

Received: 10/09/09-10/14/09
Reported: 11/03/09 16:08

Analytical Report

Client ID: SB-2 (4-6) (RSJ0765-02 - Solid) **Sampled: 10/12/09 10:20** **Recvd: 10/13/09 10:05**

Semivolatile Organics by GC/MS

Analyte	Sample Result	Data Qualifiers	RL	MDL	Units	Dil Fac	Date Analyzed	Lab Tech	Batch	Method
2,4,5-Trichlorophenol	ND		200	44	ug/kg dry	1.00	10/15/09 23:27	MKP	9J14034	8270C
2,4,6-Trichlorophenol	ND		200	13	ug/kg dry	1.00	10/15/09 23:27	MKP	9J14034	8270C
2,4-Dichlorophenol	ND		200	11	ug/kg dry	1.00	10/15/09 23:27	MKP	9J14034	8270C
2,4-Dimethylphenol	ND		200	55	ug/kg dry	1.00	10/15/09 23:27	MKP	9J14034	8270C
2,4-Dinitrophenol	ND		400	71	ug/kg dry	1.00	10/15/09 23:27	MKP	9J14034	8270C
2,4-Dinitrotoluene	ND		200	31	ug/kg dry	1.00	10/15/09 23:27	MKP	9J14034	8270C
2,6-Dinitrotoluene	ND		200	50	ug/kg dry	1.00	10/15/09 23:27	MKP	9J14034	8270C
2-Chloronaphthalene	ND		200	14	ug/kg dry	1.00	10/15/09 23:27	MKP	9J14034	8270C
2-Chlorophenol	ND		200	10	ug/kg dry	1.00	10/15/09 23:27	MKP	9J14034	8270C
2-Methylnaphthalene	ND		200	2.5	ug/kg dry	1.00	10/15/09 23:27	MKP	9J14034	8270C
2-Methylphenol	ND		200	6.2	ug/kg dry	1.00	10/15/09 23:27	MKP	9J14034	8270C
2-Nitroaniline	ND		400	65	ug/kg dry	1.00	10/15/09 23:27	MKP	9J14034	8270C
2-Nitrophenol	ND		200	9.3	ug/kg dry	1.00	10/15/09 23:27	MKP	9J14034	8270C
3,3'-Dichlorobenzidine	ND		200	180	ug/kg dry	1.00	10/15/09 23:27	MKP	9J14034	8270C
3-Nitroaniline	ND		400	47	ug/kg dry	1.00	10/15/09 23:27	MKP	9J14034	8270C
4,6-Dinitro-2-methylphenol	ND		400	70	ug/kg dry	1.00	10/15/09 23:27	MKP	9J14034	8270C
4-Bromophenyl phenyl ether	ND		200	65	ug/kg dry	1.00	10/15/09 23:27	MKP	9J14034	8270C
4-Chloro-3-methylphenol	ND		200	8.4	ug/kg dry	1.00	10/15/09 23:27	MKP	9J14034	8270C
4-Chloroaniline	ND		200	60	ug/kg dry	1.00	10/15/09 23:27	MKP	9J14034	8270C
4-Chlorophenyl phenyl ether	ND		200	4.3	ug/kg dry	1.00	10/15/09 23:27	MKP	9J14034	8270C
4-Methylphenol	ND		200	11	ug/kg dry	1.00	10/15/09 23:27	MKP	9J14034	8270C
4-Nitroaniline	ND		400	23	ug/kg dry	1.00	10/15/09 23:27	MKP	9J14034	8270C
4-Nitrophenol	ND		400	49	ug/kg dry	1.00	10/15/09 23:27	MKP	9J14034	8270C
Acenaphthene	ND		200	2.4	ug/kg dry	1.00	10/15/09 23:27	MKP	9J14034	8270C
Acenaphthylene	ND		200	1.7	ug/kg dry	1.00	10/15/09 23:27	MKP	9J14034	8270C
Acetophenone	ND		200	10	ug/kg dry	1.00	10/15/09 23:27	MKP	9J14034	8270C
Anthracene	ND		200	5.2	ug/kg dry	1.00	10/15/09 23:27	MKP	9J14034	8270C
Atrazine	ND		200	9.0	ug/kg dry	1.00	10/15/09 23:27	MKP	9J14034	8270C
Benzaldehyde	ND		200	22	ug/kg dry	1.00	10/15/09 23:27	MKP	9J14034	8270C
Benzo(a)anthracene	ND		200	3.5	ug/kg dry	1.00	10/15/09 23:27	MKP	9J14034	8270C
Benzo(a)pyrene	ND		200	4.9	ug/kg dry	1.00	10/15/09 23:27	MKP	9J14034	8270C
Benzo(b)fluoranthene	ND		200	3.9	ug/kg dry	1.00	10/15/09 23:27	MKP	9J14034	8270C
Benzo(ghi)perylene	ND		200	2.4	ug/kg dry	1.00	10/15/09 23:27	MKP	9J14034	8270C
Benzo(k)fluoranthene	ND		200	2.2	ug/kg dry	1.00	10/15/09 23:27	MKP	9J14034	8270C
Biphenyl	ND		200	13	ug/kg dry	1.00	10/15/09 23:27	MKP	9J14034	8270C
Bis(2-chloroethoxy)methane	ND		200	11	ug/kg dry	1.00	10/15/09 23:27	MKP	9J14034	8270C
Bis(2-chloroethyl)ether	ND		200	18	ug/kg dry	1.00	10/15/09 23:27	MKP	9J14034	8270C
2,2'-Oxybis(1-Chloropropane)	ND		200	21	ug/kg dry	1.00	10/15/09 23:27	MKP	9J14034	8270C
Bis(2-ethylhexyl) phthalate	ND		200	65	ug/kg dry	1.00	10/15/09 23:27	MKP	9J14034	8270C
Butyl benzyl phthalate	ND		200	55	ug/kg dry	1.00	10/15/09 23:27	MKP	9J14034	8270C
Caprolactam	ND		200	88	ug/kg dry	1.00	10/15/09 23:27	MKP	9J14034	8270C
Carbazole	ND		200	2.4	ug/kg dry	1.00	10/15/09 23:27	MKP	9J14034	8270C
Chrysene	ND		200	2.0	ug/kg dry	1.00	10/15/09 23:27	MKP	9J14034	8270C
Dibenzo(a,h)anthracene	ND		200	2.4	ug/kg dry	1.00	10/15/09 23:27	MKP	9J14034	8270C
Dibenzofuran	ND		200	2.1	ug/kg dry	1.00	10/15/09 23:27	MKP	9J14034	8270C
Diethyl phthalate	ND		200	6.1	ug/kg dry	1.00	10/15/09 23:27	MKP	9J14034	8270C

Benchmark Environmental & Engineering Science
2558 Hamburg Turnpike, Suite 300
Lackawanna, NY 14218

SDG Number: RSJ0658

Project: Benchmark - Solsil site
Project Number: TURN-0002

Received: 10/09/09-10/14/09
Reported: 11/03/09 16:08

Analytical Report

Analyte	Sample Result	Data Qualifiers	RL	MDL	Units	Dil Fac	Date Analyzed	Lab Tech	Batch	Method
Client ID: SB-2 (4-6) (RSJ0765-02 - Solid) - cont.						**Sampled: 10/12/09 10:20**		**Recvd: 10/13/09 10:05**		
Semivolatile Organics by GC/MS - cont.										
Dimethyl phthalate	ND		200	5.3	ug/kg dry	1.00	10/15/09 23:27	MKP	9J14034	8270C
Di-n-butyl phthalate	ND		200	70	ug/kg dry	1.00	10/15/09 23:27	MKP	9J14034	8270C
Di-n-octyl phthalate	ND		200	4.8	ug/kg dry	1.00	10/15/09 23:27	MKP	9J14034	8270C
Fluoranthene	ND		200	2.9	ug/kg dry	1.00	10/15/09 23:27	MKP	9J14034	8270C
Fluorene	ND		200	4.7	ug/kg dry	1.00	10/15/09 23:27	MKP	9J14034	8270C
Hexachlorobenzene	ND		200	10	ug/kg dry	1.00	10/15/09 23:27	MKP	9J14034	8270C
Hexachlorobutadiene	ND		200	10	ug/kg dry	1.00	10/15/09 23:27	MKP	9J14034	8270C
Hexachlorocyclopentadiene	ND		200	61	ug/kg dry	1.00	10/15/09 23:27	MKP	9J14034	8270C
Hexachloroethane	ND		200	16	ug/kg dry	1.00	10/15/09 23:27	MKP	9J14034	8270C
Indeno(1,2,3-cd)pyrene	ND		200	5.6	ug/kg dry	1.00	10/15/09 23:27	MKP	9J14034	8270C
Isophorone	ND		200	10	ug/kg dry	1.00	10/15/09 23:27	MKP	9J14034	8270C
Naphthalene	ND		200	3.4	ug/kg dry	1.00	10/15/09 23:27	MKP	9J14034	8270C
Nitrobenzene	ND		200	9.0	ug/kg dry	1.00	10/15/09 23:27	MKP	9J14034	8270C
N-Nitrosodi-n-propylamine	ND		200	16	ug/kg dry	1.00	10/15/09 23:27	MKP	9J14034	8270C
N-Nitrosodiphenylamine	ND		200	11	ug/kg dry	1.00	10/15/09 23:27	MKP	9J14034	8270C
Pentachlorophenol	ND		400	70	ug/kg dry	1.00	10/15/09 23:27	MKP	9J14034	8270C
Phenanthrene	ND		200	4.3	ug/kg dry	1.00	10/15/09 23:27	MKP	9J14034	8270C
Phenol	ND		200	21	ug/kg dry	1.00	10/15/09 23:27	MKP	9J14034	8270C
Pyrene	ND		200	1.3	ug/kg dry	1.00	10/15/09 23:27	MKP	9J14034	8270C
2,4,6-Tribromophenol	*93 %*		*Surr Limits: (39-146%)*				*10/15/09 23:27*	*MKP*	*9J14034*	*8270C*
2-Fluorobiphenyl	*89 %*		*Surr Limits: (37-120%)*				*10/15/09 23:27*	*MKP*	*9J14034*	*8270C*
2-Fluorophenol	*79 %*		*Surr Limits: (18-120%)*				*10/15/09 23:27*	*MKP*	*9J14034*	*8270C*
Nitrobenzene-d5	*85 %*		*Surr Limits: (34-132%)*				*10/15/09 23:27*	*MKP*	*9J14034*	*8270C*
Phenol-d5	*85 %*		*Surr Limits: (11-120%)*				*10/15/09 23:27*	*MKP*	*9J14034*	*8270C*
p-Terphenyl-d14	*84 %*		*Surr Limits: (58-147%)*				*10/15/09 23:27*	*MKP*	*9J14034*	*8270C*
Polychlorinated Biphenyls by EPA Method 8082										
Aroclor 1016	ND		20	4.0	ug/kg dry	1.00	10/15/09 17:55	JxM	9J14036	8082
Aroclor 1221	ND		20	4.0	ug/kg dry	1.00	10/15/09 17:55	JxM	9J14036	8082
Aroclor 1232	ND		20	4.0	ug/kg dry	1.00	10/15/09 17:55	JxM	9J14036	8082
Aroclor 1242	ND		20	4.4	ug/kg dry	1.00	10/15/09 17:55	JxM	9J14036	8082
Aroclor 1248	ND		20	4.0	ug/kg dry	1.00	10/15/09 17:55	JxM	9J14036	8082
Aroclor 1254	ND		20	4.3	ug/kg dry	1.00	10/15/09 17:55	JxM	9J14036	8082
Aroclor 1260	ND		20	4.3	ug/kg dry	1.00	10/15/09 17:55	JxM	9J14036	8082
Decachlorobiphenyl	*99 %*		*Surr Limits: (34-148%)*				*10/15/09 17:55*	*JxM*	*9J14036*	*8082*
Tetrachloro-m-xylene	*88 %*		*Surr Limits: (35-134%)*				*10/15/09 17:55*	*JxM*	*9J14036*	*8082*
Total Metals by SW 846 Series Methods										
Aluminum	**14700**		11.5	NR	mg/kg dry	1.00	10/15/09 22:54	DAN	9J13083	6010B
Antimony	ND		17.2	NR	mg/kg dry	1.00	10/15/09 22:54	DAN	9J13083	6010B
Arsenic	**4.2**		2.3	NR	mg/kg dry	1.00	10/15/09 22:54	DAN	9J13083	6010B
Barium	**167**		0.574	NR	mg/kg dry	1.00	10/15/09 22:54	DAN	9J13083	6010B
Beryllium	**0.726**		0.230	NR	mg/kg dry	1.00	10/15/09 22:54	DAN	9J13083	6010B
Cadmium	ND		0.230	NR	mg/kg dry	1.00	10/15/09 22:54	DAN	9J13083	6010B
Calcium	**80500**	D08	287	NR	mg/kg dry	5.00	10/16/09 12:31	AMH	9J13083	6010B
Chromium	**19.9**		0.574	NR	mg/kg dry	1.00	10/15/09 22:54	DAN	9J13083	6010B
Cobalt	**10.6**		0.574	NR	mg/kg dry	1.00	10/15/09 22:54	DAN	9J13083	6010B

Benchmark Environmental & Engineering Science
2558 Hamburg Turnpike, Suite 300
Lackawanna, NY 14218

SDG Number: RSJ0658

Project: Benchmark - Solsil site
Project Number: TURN-0002

Received: 10/09/09-10/14/09
Reported: 11/03/09 16:08

Analytical Report

Client ID: SB-2 (4-6) (RSJ0765-02 - Solid) - cont. **Sampled: 10/12/09 10:20** **Recvd: 10/13/09 10:05**

Analyte	Sample Result	Data Qualifiers	RL	MDL	Units	Dil Fac	Date Analyzed	Lab Tech	Batch	Method
Total Metals by SW 846 Series Methods - cont.										
Copper	**19.7**		1.1	NR	mg/kg dry	1.00	10/15/09 22:54	DAN	9J13083	6010B
Iron	**21300**		11.5	NR	mg/kg dry	1.00	10/15/09 22:54	DAN	9J13083	6010B
Lead	**7.7**		1.1	NR	mg/kg dry	1.00	10/15/09 22:54	DAN	9J13083	6010B
Magnesium	**9900**		23.0	NR	mg/kg dry	1.00	10/15/09 22:54	DAN	9J13083	6010B
Manganese	**560**		0.2	NR	mg/kg dry	1.00	10/15/09 22:54	DAN	9J13083	6010B
Nickel	**22.3**		5.74	NR	mg/kg dry	1.00	10/15/09 22:54	DAN	9J13083	6010B
Potassium	**3170**		34.4	NR	mg/kg dry	1.00	10/15/09 22:54	DAN	9J13083	6010B
Selenium	ND		4.6	NR	mg/kg dry	1.00	10/15/09 22:54	DAN	9J13083	6010B
Silver	ND		0.574	NR	mg/kg dry	1.00	10/15/09 22:54	DAN	9J13083	6010B
Sodium	**501**		161	NR	mg/kg dry	1.00	10/15/09 22:54	DAN	9J13083	6010B
Thallium	ND		6.9	NR	mg/kg dry	1.00	10/15/09 22:54	DAN	9J13083	6010B
Vanadium	**26.9**		0.574	NR	mg/kg dry	1.00	10/15/09 22:54	DAN	9J13083	6010B
Zinc	**48.7**		2.3	NR	mg/kg dry	1.00	10/15/09 22:54	DAN	9J13083	6010B
Mercury	ND		0.0254	NR	mg/kg dry	1.00	10/15/09 19:00	MXM	9J14080	7471A
General Chemistry Parameters										
Percent Solids	**82**		0.010	NR	%	1.00	10/14/09 13:33	JRR	9J14027	Dry Weight

Benchmark Environmental & Engineering Science
2558 Hamburg Turnpike, Suite 300
Lackawanna, NY 14218

SDG Number: RSJ0658

Project: Benchmark - Solsil site
Project Number: TURN-0002

Received: 10/09/09-10/14/09
Reported: 11/03/09 16:08

Analytical Report

Client ID: SB-3 (2-4) (RSJ0765-03 - Solid) **Sampled: 10/12/09 10:50** **Recvd: 10/13/09 10:05**

Semivolatile Organics by GC/MS

Analyte	Sample Result	Data Qualifiers	RL	MDL	Units	Dil Fac	Date Analyzed	Lab Tech	Batch	Method
2,4,5-Trichlorophenol	ND		190	41	ug/kg dry	1.00	10/15/09 23:51	MKP	9J14034	8270C
2,4,6-Trichlorophenol	ND		190	13	ug/kg dry	1.00	10/15/09 23:51	MKP	9J14034	8270C
2,4-Dichlorophenol	ND		190	10	ug/kg dry	1.00	10/15/09 23:51	MKP	9J14034	8270C
2,4-Dimethylphenol	ND		190	51	ug/kg dry	1.00	10/15/09 23:51	MKP	9J14034	8270C
2,4-Dinitrophenol	ND		370	66	ug/kg dry	1.00	10/15/09 23:51	MKP	9J14034	8270C
2,4-Dinitrotoluene	ND		190	29	ug/kg dry	1.00	10/15/09 23:51	MKP	9J14034	8270C
2,6-Dinitrotoluene	ND		190	46	ug/kg dry	1.00	10/15/09 23:51	MKP	9J14034	8270C
2-Chloronaphthalene	ND		190	13	ug/kg dry	1.00	10/15/09 23:51	MKP	9J14034	8270C
2-Chlorophenol	ND		190	9.7	ug/kg dry	1.00	10/15/09 23:51	MKP	9J14034	8270C
2-Methylnaphthalene	ND		190	2.3	ug/kg dry	1.00	10/15/09 23:51	MKP	9J14034	8270C
2-Methylphenol	ND		190	5.8	ug/kg dry	1.00	10/15/09 23:51	MKP	9J14034	8270C
2-Nitroaniline	ND		370	61	ug/kg dry	1.00	10/15/09 23:51	MKP	9J14034	8270C
2-Nitrophenol	ND		190	8.7	ug/kg dry	1.00	10/15/09 23:51	MKP	9J14034	8270C
3,3'-Dichlorobenzidine	ND		190	170	ug/kg dry	1.00	10/15/09 23:51	MKP	9J14034	8270C
3-Nitroaniline	ND		370	44	ug/kg dry	1.00	10/15/09 23:51	MKP	9J14034	8270C
4,6-Dinitro-2-methylphenol	ND		370	66	ug/kg dry	1.00	10/15/09 23:51	MKP	9J14034	8270C
4-Bromophenyl phenyl ether	ND		190	60	ug/kg dry	1.00	10/15/09 23:51	MKP	9J14034	8270C
4-Chloro-3-methylphenol	ND		190	7.8	ug/kg dry	1.00	10/15/09 23:51	MKP	9J14034	8270C
4-Chloroaniline	ND		190	56	ug/kg dry	1.00	10/15/09 23:51	MKP	9J14034	8270C
4-Chlorophenyl phenyl ether	ND		190	4.0	ug/kg dry	1.00	10/15/09 23:51	MKP	9J14034	8270C
4-Methylphenol	ND		190	11	ug/kg dry	1.00	10/15/09 23:51	MKP	9J14034	8270C
4-Nitroaniline	ND		370	21	ug/kg dry	1.00	10/15/09 23:51	MKP	9J14034	8270C
4-Nitrophenol	ND		370	46	ug/kg dry	1.00	10/15/09 23:51	MKP	9J14034	8270C
Acenaphthene	ND		190	2.2	ug/kg dry	1.00	10/15/09 23:51	MKP	9J14034	8270C
Acenaphthylene	ND		190	1.6	ug/kg dry	1.00	10/15/09 23:51	MKP	9J14034	8270C
Acetophenone	ND		190	9.7	ug/kg dry	1.00	10/15/09 23:51	MKP	9J14034	8270C
Anthracene	ND		190	4.9	ug/kg dry	1.00	10/15/09 23:51	MKP	9J14034	8270C
Atrazine	ND		190	8.4	ug/kg dry	1.00	10/15/09 23:51	MKP	9J14034	8270C
Benzaldehyde	ND		190	21	ug/kg dry	1.00	10/15/09 23:51	MKP	9J14034	8270C
Benzo(a)anthracene	ND		190	3.3	ug/kg dry	1.00	10/15/09 23:51	MKP	9J14034	8270C
Benzo(a)pyrene	ND		190	4.6	ug/kg dry	1.00	10/15/09 23:51	MKP	9J14034	8270C
Benzo(b)fluoranthene	ND		190	3.7	ug/kg dry	1.00	10/15/09 23:51	MKP	9J14034	8270C
Benzo(ghi)perylene	ND		190	2.3	ug/kg dry	1.00	10/15/09 23:51	MKP	9J14034	8270C
Benzo(k)fluoranthene	ND		190	2.1	ug/kg dry	1.00	10/15/09 23:51	MKP	9J14034	8270C
Biphenyl	ND		190	12	ug/kg dry	1.00	10/15/09 23:51	MKP	9J14034	8270C
Bis(2-chloroethoxy)methane	ND		190	10	ug/kg dry	1.00	10/15/09 23:51	MKP	9J14034	8270C
Bis(2-chloroethyl)ether	ND		190	16	ug/kg dry	1.00	10/15/09 23:51	MKP	9J14034	8270C
2,2'-Oxybis(1-Chloropropane)	ND		190	20	ug/kg dry	1.00	10/15/09 23:51	MKP	9J14034	8270C
Bis(2-ethylhexyl) phthalate	ND		190	61	ug/kg dry	1.00	10/15/09 23:51	MKP	9J14034	8270C
Butyl benzyl phthalate	ND		190	51	ug/kg dry	1.00	10/15/09 23:51	MKP	9J14034	8270C
Caprolactam	ND		190	82	ug/kg dry	1.00	10/15/09 23:51	MKP	9J14034	8270C
Carbazole	ND		190	2.2	ug/kg dry	1.00	10/15/09 23:51	MKP	9J14034	8270C
Chrysene	ND		190	1.9	ug/kg dry	1.00	10/15/09 23:51	MKP	9J14034	8270C
Dibenzo(a,h)anthracene	ND		190	2.2	ug/kg dry	1.00	10/15/09 23:51	MKP	9J14034	8270C
Dibenzofuran	ND		190	2.0	ug/kg dry	1.00	10/15/09 23:51	MKP	9J14034	8270C
Diethyl phthalate	ND		190	5.7	ug/kg dry	1.00	10/15/09 23:51	MKP	9J14034	8270C

Benchmark Environmental & Engineering Science
2558 Hamburg Turnpike, Suite 300
Lackawanna, NY 14218

SDG Number: RSJ0658

Project: Benchmark - Solsil site
Project Number: TURN-0002

Received: 10/09/09-10/14/09
Reported: 11/03/09 16:08

Analytical Report

Analyte	Sample Result	Data Qualifiers	RL	MDL	Units	Dil Fac	Date Analyzed	Lab Tech	Batch	Method
Client ID: SB-3 (2-4) (RSJ0765-03 - Solid) - cont.						**Sampled: 10/12/09 10:50**		**Recvd: 10/13/09 10:05**		
Semivolatile Organics by GC/MS - cont.										
Dimethyl phthalate	ND		190	5.0	ug/kg dry	1.00	10/15/09 23:51	MKP	9J14034	8270C
Di-n-butyl phthalate	ND		190	66	ug/kg dry	1.00	10/15/09 23:51	MKP	9J14034	8270C
Di-n-octyl phthalate	ND		190	4.4	ug/kg dry	1.00	10/15/09 23:51	MKP	9J14034	8270C
Fluoranthene	ND		190	2.8	ug/kg dry	1.00	10/15/09 23:51	MKP	9J14034	8270C
Fluorene	ND		190	4.4	ug/kg dry	1.00	10/15/09 23:51	MKP	9J14034	8270C
Hexachlorobenzene	ND		190	9.4	ug/kg dry	1.00	10/15/09 23:51	MKP	9J14034	8270C
Hexachlorobutadiene	ND		190	9.7	ug/kg dry	1.00	10/15/09 23:51	MKP	9J14034	8270C
Hexachlorocyclopentadiene	ND		190	57	ug/kg dry	1.00	10/15/09 23:51	MKP	9J14034	8270C
Hexachloroethane	ND		190	15	ug/kg dry	1.00	10/15/09 23:51	MKP	9J14034	8270C
Indeno(1,2,3-cd)pyrene	ND		190	5.3	ug/kg dry	1.00	10/15/09 23:51	MKP	9J14034	8270C
Isophorone	ND		190	9.5	ug/kg dry	1.00	10/15/09 23:51	MKP	9J14034	8270C
Naphthalene	ND		190	3.2	ug/kg dry	1.00	10/15/09 23:51	MKP	9J14034	8270C
Nitrobenzene	ND		190	8.4	ug/kg dry	1.00	10/15/09 23:51	MKP	9J14034	8270C
N-Nitrosodi-n-propylamine	ND		190	15	ug/kg dry	1.00	10/15/09 23:51	MKP	9J14034	8270C
N-Nitrosodiphenylamine	ND		190	10	ug/kg dry	1.00	10/15/09 23:51	MKP	9J14034	8270C
Pentachlorophenol	ND		370	65	ug/kg dry	1.00	10/15/09 23:51	MKP	9J14034	8270C
Phenanthrene	ND		190	4.0	ug/kg dry	1.00	10/15/09 23:51	MKP	9J14034	8270C
Phenol	ND		190	20	ug/kg dry	1.00	10/15/09 23:51	MKP	9J14034	8270C
Pyrene	ND		190	1.2	ug/kg dry	1.00	10/15/09 23:51	MKP	9J14034	8270C
2,4,6-Tribromophenol	*88 %*		*Surr Limits: (39-146%)*				*10/15/09 23:51*	*MKP*	*9J14034*	*8270C*
2-Fluorobiphenyl	*87 %*		*Surr Limits: (37-120%)*				*10/15/09 23:51*	*MKP*	*9J14034*	*8270C*
2-Fluorophenol	*79 %*		*Surr Limits: (18-120%)*				*10/15/09 23:51*	*MKP*	*9J14034*	*8270C*
Nitrobenzene-d5	*85 %*		*Surr Limits: (34-132%)*				*10/15/09 23:51*	*MKP*	*9J14034*	*8270C*
Phenol-d5	*85 %*		*Surr Limits: (11-120%)*				*10/15/09 23:51*	*MKP*	*9J14034*	*8270C*
p-Terphenyl-d14	*83 %*		*Surr Limits: (58-147%)*				*10/15/09 23:51*	*MKP*	*9J14034*	*8270C*
Polychlorinated Biphenyls by EPA Method 8082										
Aroclor 1016	ND		19	3.6	ug/kg dry	1.00	10/15/09 18:10	JxM	9J14036	8082
Aroclor 1221	ND		19	3.6	ug/kg dry	1.00	10/15/09 18:10	JxM	9J14036	8082
Aroclor 1232	ND		19	3.6	ug/kg dry	1.00	10/15/09 18:10	JxM	9J14036	8082
Aroclor 1242	ND		19	4.0	ug/kg dry	1.00	10/15/09 18:10	JxM	9J14036	8082
Aroclor 1248	ND		19	3.6	ug/kg dry	1.00	10/15/09 18:10	JxM	9J14036	8082
Aroclor 1254	ND		19	3.9	ug/kg dry	1.00	10/15/09 18:10	JxM	9J14036	8082
Aroclor 1260	ND		19	3.9	ug/kg dry	1.00	10/15/09 18:10	JxM	9J14036	8082
Decachlorobiphenyl	*101 %*		*Surr Limits: (34-148%)*				*10/15/09 18:10*	*JxM*	*9J14036*	*8082*
Tetrachloro-m-xylene	*92 %*		*Surr Limits: (35-134%)*				*10/15/09 18:10*	*JxM*	*9J14036*	*8082*
Total Metals by SW 846 Series Methods										
Aluminum	**7390**		11.4	NR	mg/kg dry	1.00	10/15/09 22:59	DAN	9J13083	6010B
Antimony	ND		17.1	NR	mg/kg dry	1.00	10/15/09 22:59	DAN	9J13083	6010B
Arsenic	**2.5**		2.3	NR	mg/kg dry	1.00	10/15/09 22:59	DAN	9J13083	6010B
Barium	**62.1**		0.571	NR	mg/kg dry	1.00	10/15/09 22:59	DAN	9J13083	6010B
Beryllium	**0.342**		0.228	NR	mg/kg dry	1.00	10/15/09 22:59	DAN	9J13083	6010B
Cadmium	**0.570**		0.228	NR	mg/kg dry	1.00	10/15/09 22:59	DAN	9J13083	6010B
Calcium	**56000**		57.1	NR	mg/kg dry	1.00	10/15/09 22:59	DAN	9J13083	6010B
Chromium	**10.7**		0.571	NR	mg/kg dry	1.00	10/15/09 22:59	DAN	9J13083	6010B
Cobalt	**7.95**		0.571	NR	mg/kg dry	1.00	10/15/09 22:59	DAN	9J13083	6010B

Benchmark Environmental & Engineering Science
2558 Hamburg Turnpike, Suite 300
Lackawanna, NY 14218

SDG Number: RSJ0658

Project: Benchmark - Solsil site
Project Number: TURN-0002

Received: 10/09/09-10/14/09
Reported: 11/03/09 16:08

Analytical Report

Analyte	Sample Result	Data Qualifiers	RL	MDL	Units	Dil Fac	Date Analyzed	Lab Tech	Batch	Method
Client ID: SB-3 (2-4) (RSJ0765-03 - Solid) - cont.						**Sampled: 10/12/09 10:50**		**Recvd: 10/13/09 10:05**		
Total Metals by SW 846 Series Methods - cont.										
Copper	**12.3**		1.1	NR	mg/kg dry	1.00	10/15/09 22:59	DAN	9J13083	6010B
Iron	**12800**		11.4	NR	mg/kg dry	1.00	10/15/09 22:59	DAN	9J13083	6010B
Lead	**4.2**		1.1	NR	mg/kg dry	1.00	10/15/09 22:59	DAN	9J13083	6010B
Magnesium	**7770**		22.8	NR	mg/kg dry	1.00	10/15/09 22:59	DAN	9J13083	6010B
Manganese	**619**		0.2	NR	mg/kg dry	1.00	10/15/09 22:59	DAN	9J13083	6010B
Nickel	**16.4**		5.71	NR	mg/kg dry	1.00	10/15/09 22:59	DAN	9J13083	6010B
Potassium	**1200**		34.2	NR	mg/kg dry	1.00	10/15/09 22:59	DAN	9J13083	6010B
Selenium	ND		4.6	NR	mg/kg dry	1.00	10/15/09 22:59	DAN	9J13083	6010B
Silver	ND		0.571	NR	mg/kg dry	1.00	10/15/09 22:59	DAN	9J13083	6010B
Sodium	**179**		160	NR	mg/kg dry	1.00	10/15/09 22:59	DAN	9J13083	6010B
Thallium	ND		6.8	NR	mg/kg dry	1.00	10/15/09 22:59	DAN	9J13083	6010B
Vanadium	**15.9**		0.571	NR	mg/kg dry	1.00	10/15/09 22:59	DAN	9J13083	6010B
Zinc	**73.3**		2.3	NR	mg/kg dry	1.00	10/15/09 22:59	DAN	9J13083	6010B
Mercury	ND		0.0213	NR	mg/kg dry	1.00	10/15/09 19:01	MXM	9J14080	7471A
General Chemistry Parameters										
Percent Solids	**88**		0.010	NR	%	1.00	10/14/09 13:35	JRR	9J14027	Dry Weight

Benchmark Environmental & Engineering Science
2558 Hamburg Turnpike, Suite 300
Lackawanna, NY 14218

SDG Number: RSJ0658

Project: Benchmark - Solsil site
Project Number: TURN-0002

Received: 10/09/09-10/14/09
Reported: 11/03/09 16:08

Analytical Report

Client ID: SB-4 (2-4) (RSJ0765-04 - Solid) **Sampled: 10/12/09 11:18** **Recvd: 10/13/09 10:05**

Semivolatile Organics by GC/MS

Analyte	Sample Result	Data Qualifiers	RL	MDL	Units	Dil Fac	Date Analyzed	Lab Tech	Batch	Method
2,4,5-Trichlorophenol	ND		190	41	ug/kg dry	1.00	10/16/09 00:16	MKP	9J14034	8270C
2,4,6-Trichlorophenol	ND		190	12	ug/kg dry	1.00	10/16/09 00:16	MKP	9J14034	8270C
2,4-Dichlorophenol	ND		190	9.8	ug/kg dry	1.00	10/16/09 00:16	MKP	9J14034	8270C
2,4-Dimethylphenol	ND		190	50	ug/kg dry	1.00	10/16/09 00:16	MKP	9J14034	8270C
2,4-Dinitrophenol	ND		360	65	ug/kg dry	1.00	10/16/09 00:16	MKP	9J14034	8270C
2,4-Dinitrotoluene	ND		190	29	ug/kg dry	1.00	10/16/09 00:16	MKP	9J14034	8270C
2,6-Dinitrotoluene	ND		190	46	ug/kg dry	1.00	10/16/09 00:16	MKP	9J14034	8270C
2-Chloronaphthalene	ND		190	13	ug/kg dry	1.00	10/16/09 00:16	MKP	9J14034	8270C
2-Chlorophenol	ND		190	9.5	ug/kg dry	1.00	10/16/09 00:16	MKP	9J14034	8270C
2-Methylnaphthalene	ND		190	2.3	ug/kg dry	1.00	10/16/09 00:16	MKP	9J14034	8270C
2-Methylphenol	ND		190	5.7	ug/kg dry	1.00	10/16/09 00:16	MKP	9J14034	8270C
2-Nitroaniline	ND		360	60	ug/kg dry	1.00	10/16/09 00:16	MKP	9J14034	8270C
2-Nitrophenol	ND		190	8.5	ug/kg dry	1.00	10/16/09 00:16	MKP	9J14034	8270C
3,3'-Dichlorobenzidine	ND		190	160	ug/kg dry	1.00	10/16/09 00:16	MKP	9J14034	8270C
3-Nitroaniline	ND		360	43	ug/kg dry	1.00	10/16/09 00:16	MKP	9J14034	8270C
4,6-Dinitro-2-methylphenol	ND		360	64	ug/kg dry	1.00	10/16/09 00:16	MKP	9J14034	8270C
4-Bromophenyl phenyl ether	ND		190	59	ug/kg dry	1.00	10/16/09 00:16	MKP	9J14034	8270C
4-Chloro-3-methylphenol	ND		190	7.7	ug/kg dry	1.00	10/16/09 00:16	MKP	9J14034	8270C
4-Chloroaniline	ND		190	55	ug/kg dry	1.00	10/16/09 00:16	MKP	9J14034	8270C
4-Chlorophenyl phenyl ether	ND		190	4.0	ug/kg dry	1.00	10/16/09 00:16	MKP	9J14034	8270C
4-Methylphenol	ND		190	10	ug/kg dry	1.00	10/16/09 00:16	MKP	9J14034	8270C
4-Nitroaniline	ND		360	21	ug/kg dry	1.00	10/16/09 00:16	MKP	9J14034	8270C
4-Nitrophenol	ND		360	45	ug/kg dry	1.00	10/16/09 00:16	MKP	9J14034	8270C
Acenaphthene	ND		190	2.2	ug/kg dry	1.00	10/16/09 00:16	MKP	9J14034	8270C
Acenaphthylene	ND		190	1.5	ug/kg dry	1.00	10/16/09 00:16	MKP	9J14034	8270C
Acetophenone	ND		190	9.6	ug/kg dry	1.00	10/16/09 00:16	MKP	9J14034	8270C
Anthracene	ND		190	4.8	ug/kg dry	1.00	10/16/09 00:16	MKP	9J14034	8270C
Atrazine	ND		190	8.3	ug/kg dry	1.00	10/16/09 00:16	MKP	9J14034	8270C
Benzaldehyde	ND		190	20	ug/kg dry	1.00	10/16/09 00:16	MKP	9J14034	8270C
Benzo(a)anthracene	ND		190	3.2	ug/kg dry	1.00	10/16/09 00:16	MKP	9J14034	8270C
Benzo(a)pyrene	ND		190	4.5	ug/kg dry	1.00	10/16/09 00:16	MKP	9J14034	8270C
Benzo(b)fluoranthene	ND		190	3.6	ug/kg dry	1.00	10/16/09 00:16	MKP	9J14034	8270C
Benzo(ghi)perylene	ND		190	2.2	ug/kg dry	1.00	10/16/09 00:16	MKP	9J14034	8270C
Benzo(k)fluoranthene	ND		190	2.1	ug/kg dry	1.00	10/16/09 00:16	MKP	9J14034	8270C
Biphenyl	ND		190	12	ug/kg dry	1.00	10/16/09 00:16	MKP	9J14034	8270C
Bis(2-chloroethoxy)methane	ND		190	10	ug/kg dry	1.00	10/16/09 00:16	MKP	9J14034	8270C
Bis(2-chloroethyl)ether	ND		190	16	ug/kg dry	1.00	10/16/09 00:16	MKP	9J14034	8270C
2,2'-Oxybis(1-Chloropropane)	ND		190	19	ug/kg dry	1.00	10/16/09 00:16	MKP	9J14034	8270C
Bis(2-ethylhexyl) phthalate	ND		190	60	ug/kg dry	1.00	10/16/09 00:16	MKP	9J14034	8270C
Butyl benzyl phthalate	ND		190	50	ug/kg dry	1.00	10/16/09 00:16	MKP	9J14034	8270C
Caprolactam	ND		190	81	ug/kg dry	1.00	10/16/09 00:16	MKP	9J14034	8270C
Carbazole	ND		190	2.2	ug/kg dry	1.00	10/16/09 00:16	MKP	9J14034	8270C
Chrysene	ND		190	1.9	ug/kg dry	1.00	10/16/09 00:16	MKP	9J14034	8270C
Dibenzo(a,h)anthracene	ND		190	2.2	ug/kg dry	1.00	10/16/09 00:16	MKP	9J14034	8270C
Dibenzofuran	ND		190	1.9	ug/kg dry	1.00	10/16/09 00:16	MKP	9J14034	8270C
Diethyl phthalate	ND		190	5.6	ug/kg dry	1.00	10/16/09 00:16	MKP	9J14034	8270C

Benchmark Environmental & Engineering Science
2558 Hamburg Turnpike, Suite 300
Lackawanna, NY 14218

SDG Number: RSJ0658

Project: Benchmark - Solsil site
Project Number: TURN-0002

Received: 10/09/09-10/14/09
Reported: 11/03/09 16:08

Analytical Report

Analyte	Sample Result	Data Qualifiers	RL	MDL	Units	Dil Fac	Date Analyzed	Lab Tech	Batch	Method
Client ID: SB-4 (2-4) (RSJ0765-04 - Solid) - cont.						**Sampled: 10/12/09 11:18**		**Recvd: 10/13/09 10:05**		
Semivolatile Organics by GC/MS - cont.										
Dimethyl phthalate	ND		190	4.9	ug/kg dry	1.00	10/16/09 00:16	MKP	9J14034	8270C
Di-n-butyl phthalate	ND		190	65	ug/kg dry	1.00	10/16/09 00:16	MKP	9J14034	8270C
Di-n-octyl phthalate	ND		190	4.4	ug/kg dry	1.00	10/16/09 00:16	MKP	9J14034	8270C
Fluoranthene	ND		190	2.7	ug/kg dry	1.00	10/16/09 00:16	MKP	9J14034	8270C
Fluorene	ND		190	4.3	ug/kg dry	1.00	10/16/09 00:16	MKP	9J14034	8270C
Hexachlorobenzene	ND		190	9.3	ug/kg dry	1.00	10/16/09 00:16	MKP	9J14034	8270C
Hexachlorobutadiene	ND		190	9.5	ug/kg dry	1.00	10/16/09 00:16	MKP	9J14034	8270C
Hexachlorocyclopentadiene	ND		190	56	ug/kg dry	1.00	10/16/09 00:16	MKP	9J14034	8270C
Hexachloroethane	ND		190	14	ug/kg dry	1.00	10/16/09 00:16	MKP	9J14034	8270C
Indeno(1,2,3-cd)pyrene	ND		190	5.2	ug/kg dry	1.00	10/16/09 00:16	MKP	9J14034	8270C
Isophorone	ND		190	9.3	ug/kg dry	1.00	10/16/09 00:16	MKP	9J14034	8270C
Naphthalene	ND		190	3.1	ug/kg dry	1.00	10/16/09 00:16	MKP	9J14034	8270C
Nitrobenzene	ND		190	8.3	ug/kg dry	1.00	10/16/09 00:16	MKP	9J14034	8270C
N-Nitrosodi-n-propylamine	ND		190	15	ug/kg dry	1.00	10/16/09 00:16	MKP	9J14034	8270C
N-Nitrosodiphenylamine	ND		190	10	ug/kg dry	1.00	10/16/09 00:16	MKP	9J14034	8270C
Pentachlorophenol	ND		360	64	ug/kg dry	1.00	10/16/09 00:16	MKP	9J14034	8270C
Phenanthrene	ND		190	3.9	ug/kg dry	1.00	10/16/09 00:16	MKP	9J14034	8270C
Phenol	ND		190	20	ug/kg dry	1.00	10/16/09 00:16	MKP	9J14034	8270C
Pyrene	ND		190	1.2	ug/kg dry	1.00	10/16/09 00:16	MKP	9J14034	8270C
2,4,6-Tribromophenol	*89 %*		*Surr Limits: (39-146%)*				*10/16/09 00:16*	*MKP*	*9J14034*	*8270C*
2-Fluorobiphenyl	*90 %*		*Surr Limits: (37-120%)*				*10/16/09 00:16*	*MKP*	*9J14034*	*8270C*
2-Fluorophenol	*82 %*		*Surr Limits: (18-120%)*				*10/16/09 00:16*	*MKP*	*9J14034*	*8270C*
Nitrobenzene-d5	*84 %*		*Surr Limits: (34-132%)*				*10/16/09 00:16*	*MKP*	*9J14034*	*8270C*
Phenol-d5	*87 %*		*Surr Limits: (11-120%)*				*10/16/09 00:16*	*MKP*	*9J14034*	*8270C*
p-Terphenyl-d14	*85 %*		*Surr Limits: (58-147%)*				*10/16/09 00:16*	*MKP*	*9J14034*	*8270C*
Polychlorinated Biphenyls by EPA Method 8082										
Aroclor 1016	ND		19	3.7	ug/kg dry	1.00	10/15/09 18:24	JxM	9J14036	8082
Aroclor 1221	ND		19	3.7	ug/kg dry	1.00	10/15/09 18:24	JxM	9J14036	8082
Aroclor 1232	ND		19	3.7	ug/kg dry	1.00	10/15/09 18:24	JxM	9J14036	8082
Aroclor 1242	ND		19	4.1	ug/kg dry	1.00	10/15/09 18:24	JxM	9J14036	8082
Aroclor 1248	ND		19	3.7	ug/kg dry	1.00	10/15/09 18:24	JxM	9J14036	8082
Aroclor 1254	ND		19	4.0	ug/kg dry	1.00	10/15/09 18:24	JxM	9J14036	8082
Aroclor 1260	ND		19	4.0	ug/kg dry	1.00	10/15/09 18:24	JxM	9J14036	8082
Decachlorobiphenyl	*100 %*		*Surr Limits: (34-148%)*				*10/15/09 18:24*	*JxM*	*9J14036*	*8082*
Tetrachloro-m-xylene	*83 %*		*Surr Limits: (35-134%)*				*10/15/09 18:24*	*JxM*	*9J14036*	*8082*
Total Metals by SW 846 Series Methods										
Aluminum	**14600**		11.3	NR	mg/kg dry	1.00	10/15/09 23:04	DAN	9J13083	6010B
Antimony	ND		17.0	NR	mg/kg dry	1.00	10/15/09 23:04	DAN	9J13083	6010B
Arsenic	**4.2**		2.3	NR	mg/kg dry	1.00	10/15/09 23:04	DAN	9J13083	6010B
Barium	**96.3**		0.567	NR	mg/kg dry	1.00	10/15/09 23:04	DAN	9J13083	6010B
Beryllium	**0.654**		0.227	NR	mg/kg dry	1.00	10/15/09 23:04	DAN	9J13083	6010B
Cadmium	ND		0.227	NR	mg/kg dry	1.00	10/15/09 23:04	DAN	9J13083	6010B
Calcium	**4830**		56.7	NR	mg/kg dry	1.00	10/15/09 23:04	DAN	9J13083	6010B
Chromium	**18.4**		0.567	NR	mg/kg dry	1.00	10/15/09 23:04	DAN	9J13083	6010B
Cobalt	**11.4**		0.567	NR	mg/kg dry	1.00	10/15/09 23:04	DAN	9J13083	6010B

Benchmark Environmental & Engineering Science
2558 Hamburg Turnpike, Suite 300
Lackawanna, NY 14218

SDG Number: RSJ0658

Project: Benchmark - Solsil site
Project Number: TURN-0002

Received: 10/09/09-10/14/09
Reported: 11/03/09 16:08

Analytical Report

Client ID: SB-4 (2-4) (RSJ0765-04 - Solid) - cont. **Sampled: 10/12/09 11:18** **Recvd: 10/13/09 10:05**

Analyte	Sample Result	Data Qualifiers	RL	MDL	Units	Dil Fac	Date Analyzed	Lab Tech	Batch	Method
Total Metals by SW 846 Series Methods - cont.										
Copper	**18.3**		1.1	NR	mg/kg dry	1.00	10/15/09 23:04	DAN	9J13083	6010B
Iron	**22500**		11.3	NR	mg/kg dry	1.00	10/15/09 23:04	DAN	9J13083	6010B
Lead	**6.1**		1.1	NR	mg/kg dry	1.00	10/15/09 23:04	DAN	9J13083	6010B
Magnesium	**5800**		22.7	NR	mg/kg dry	1.00	10/15/09 23:04	DAN	9J13083	6010B
Manganese	**684**		0.2	NR	mg/kg dry	1.00	10/15/09 23:04	DAN	9J13083	6010B
Nickel	**22.3**		5.67	NR	mg/kg dry	1.00	10/15/09 23:04	DAN	9J13083	6010B
Potassium	**1220**		34.0	NR	mg/kg dry	1.00	10/15/09 23:04	DAN	9J13083	6010B
Selenium	ND		4.5	NR	mg/kg dry	1.00	10/15/09 23:04	DAN	9J13083	6010B
Silver	ND		0.567	NR	mg/kg dry	1.00	10/15/09 23:04	DAN	9J13083	6010B
Sodium	**267**		159	NR	mg/kg dry	1.00	10/15/09 23:04	DAN	9J13083	6010B
Thallium	ND		6.8	NR	mg/kg dry	1.00	10/15/09 23:04	DAN	9J13083	6010B
Vanadium	**24.8**		0.567	NR	mg/kg dry	1.00	10/15/09 23:04	DAN	9J13083	6010B
Zinc	**218**		2.3	NR	mg/kg dry	1.00	10/15/09 23:04	DAN	9J13083	6010B
Mercury	ND		0.0235	NR	mg/kg dry	1.00	10/15/09 19:03	MXM	9J14080	7471A
General Chemistry Parameters										
Percent Solids	**88**		0.010	NR	%	1.00	10/14/09 13:37	JRR	9J14027	Dry Weight

Benchmark Environmental & Engineering Science
2558 Hamburg Turnpike, Suite 300
Lackawanna, NY 14218

SDG Number: RSJ0658

Project: Benchmark - Solsil site
Project Number: TURN-0002

Received: 10/09/09-10/14/09
Reported: 11/03/09 16:08

Analytical Report

Client ID: SB-5 (4-6) (RSJ0765-05 - Solid) **Sampled: 10/12/09 13:35** **Recvd: 10/13/09 10:05**

Semivolatile Organics by GC/MS

Analyte	Sample Result	Data Qualifiers	RL	MDL	Units	Dil Fac	Date Analyzed	Lab Tech	Batch	Method
2,4,5-Trichlorophenol	ND		200	43	ug/kg dry	1.00	10/16/09 12:01	JLG	9J14034	8270C
2,4,6-Trichlorophenol	ND		200	13	ug/kg dry	1.00	10/16/09 12:01	JLG	9J14034	8270C
2,4-Dichlorophenol	ND		200	10	ug/kg dry	1.00	10/16/09 12:01	JLG	9J14034	8270C
2,4-Dimethylphenol	ND		200	53	ug/kg dry	1.00	10/16/09 12:01	JLG	9J14034	8270C
2,4-Dinitrophenol	ND		390	69	ug/kg dry	1.00	10/16/09 12:01	JLG	9J14034	8270C
2,4-Dinitrotoluene	ND		200	31	ug/kg dry	1.00	10/16/09 12:01	JLG	9J14034	8270C
2,6-Dinitrotoluene	ND		200	48	ug/kg dry	1.00	10/16/09 12:01	JLG	9J14034	8270C
2-Chloronaphthalene	ND		200	13	ug/kg dry	1.00	10/16/09 12:01	JLG	9J14034	8270C
2-Chlorophenol	ND		200	10	ug/kg dry	1.00	10/16/09 12:01	JLG	9J14034	8270C
2-Methylnaphthalene	**31**	J	200	2.4	ug/kg dry	1.00	10/16/09 12:01	JLG	9J14034	8270C
2-Methylphenol	ND		200	6.1	ug/kg dry	1.00	10/16/09 12:01	JLG	9J14034	8270C
2-Nitroaniline	ND		390	63	ug/kg dry	1.00	10/16/09 12:01	JLG	9J14034	8270C
2-Nitrophenol	ND		200	9.0	ug/kg dry	1.00	10/16/09 12:01	JLG	9J14034	8270C
3,3'-Dichlorobenzidine	ND		200	170	ug/kg dry	1.00	10/16/09 12:01	JLG	9J14034	8270C
3-Nitroaniline	ND		390	45	ug/kg dry	1.00	10/16/09 12:01	JLG	9J14034	8270C
4,6-Dinitro-2-methylphenol	ND		390	68	ug/kg dry	1.00	10/16/09 12:01	JLG	9J14034	8270C
4-Bromophenyl phenyl ether	ND		200	63	ug/kg dry	1.00	10/16/09 12:01	JLG	9J14034	8270C
4-Chloro-3-methylphenol	ND		200	8.1	ug/kg dry	1.00	10/16/09 12:01	JLG	9J14034	8270C
4-Chloroaniline	ND		200	58	ug/kg dry	1.00	10/16/09 12:01	JLG	9J14034	8270C
4-Chlorophenyl phenyl ether	ND		200	4.2	ug/kg dry	1.00	10/16/09 12:01	JLG	9J14034	8270C
4-Methylphenol	ND		200	11	ug/kg dry	1.00	10/16/09 12:01	JLG	9J14034	8270C
4-Nitroaniline	ND		390	22	ug/kg dry	1.00	10/16/09 12:01	JLG	9J14034	8270C
4-Nitrophenol	ND		390	48	ug/kg dry	1.00	10/16/09 12:01	JLG	9J14034	8270C
Acenaphthene	ND		200	2.3	ug/kg dry	1.00	10/16/09 12:01	JLG	9J14034	8270C
Acenaphthylene	ND		200	1.6	ug/kg dry	1.00	10/16/09 12:01	JLG	9J14034	8270C
Acetophenone	ND		200	10	ug/kg dry	1.00	10/16/09 12:01	JLG	9J14034	8270C
Anthracene	ND		200	5.0	ug/kg dry	1.00	10/16/09 12:01	JLG	9J14034	8270C
Atrazine	ND		200	8.8	ug/kg dry	1.00	10/16/09 12:01	JLG	9J14034	8270C
Benzaldehyde	ND		200	22	ug/kg dry	1.00	10/16/09 12:01	JLG	9J14034	8270C
Benzo(a)anthracene	**52**	J	200	3.4	ug/kg dry	1.00	10/16/09 12:01	JLG	9J14034	8270C
Benzo(a)pyrene	**49**	J	200	4.8	ug/kg dry	1.00	10/16/09 12:01	JLG	9J14034	8270C
Benzo(b)fluoranthene	**60**	J	200	3.8	ug/kg dry	1.00	10/16/09 12:01	JLG	9J14034	8270C
Benzo(ghi)perylene	**43**	J	200	2.4	ug/kg dry	1.00	10/16/09 12:01	JLG	9J14034	8270C
Benzo(k)fluoranthene	**36**	J	200	2.2	ug/kg dry	1.00	10/16/09 12:01	JLG	9J14034	8270C
Biphenyl	ND		200	12	ug/kg dry	1.00	10/16/09 12:01	JLG	9J14034	8270C
Bis(2-chloroethoxy)methane	ND		200	11	ug/kg dry	1.00	10/16/09 12:01	JLG	9J14034	8270C
Bis(2-chloroethyl)ether	ND		200	17	ug/kg dry	1.00	10/16/09 12:01	JLG	9J14034	8270C
2,2'-Oxybis(1-Chloropropane)	ND		200	21	ug/kg dry	1.00	10/16/09 12:01	JLG	9J14034	8270C
Bis(2-ethylhexyl) phthalate	**150**	J	200	63	ug/kg dry	1.00	10/16/09 12:01	JLG	9J14034	8270C
Butyl benzyl phthalate	ND		200	53	ug/kg dry	1.00	10/16/09 12:01	JLG	9J14034	8270C
Caprolactam	ND		200	85	ug/kg dry	1.00	10/16/09 12:01	JLG	9J14034	8270C
Carbazole	ND		200	2.3	ug/kg dry	1.00	10/16/09 12:01	JLG	9J14034	8270C
Chrysene	**59**	J	200	2.0	ug/kg dry	1.00	10/16/09 12:01	JLG	9J14034	8270C
Dibenzo(a,h)anthracene	ND		200	2.3	ug/kg dry	1.00	10/16/09 12:01	JLG	9J14034	8270C
Dibenzofuran	ND		200	2.1	ug/kg dry	1.00	10/16/09 12:01	JLG	9J14034	8270C

Benchmark Environmental & Engineering Science
2558 Hamburg Turnpike, Suite 300
Lackawanna, NY 14218

SDG Number: RSJ0658

Project: Benchmark - Solsil site
Project Number: TURN-0002

Received: 10/09/09-10/14/09
Reported: 11/03/09 16:08

Analytical Report

Analyte	Sample Result	Data Qualifiers	RL	MDL	Units	Dil Fac	Date Analyzed	Lab Tech	Batch	Method
Client ID: SB-5 (4-6) (RSJ0765-05 - Solid) - cont.						**Sampled: 10/12/09 13:35**		**Recvd: 10/13/09 10:05**		
Semivolatile Organics by GC/MS - cont.										
Diethyl phthalate	ND		200	6.0	ug/kg dry	1.00	10/16/09 12:01	JLG	9J14034	8270C
Dimethyl phthalate	ND		200	5.1	ug/kg dry	1.00	10/16/09 12:01	JLG	9J14034	8270C
Di-n-butyl phthalate	ND		200	68	ug/kg dry	1.00	10/16/09 12:01	JLG	9J14034	8270C
Di-n-octyl phthalate	ND		200	4.6	ug/kg dry	1.00	10/16/09 12:01	JLG	9J14034	8270C
Fluoranthene	**74**	J	200	2.9	ug/kg dry	1.00	10/16/09 12:01	JLG	9J14034	8270C
Fluorene	ND		200	4.5	ug/kg dry	1.00	10/16/09 12:01	JLG	9J14034	8270C
Hexachlorobenzene	ND		200	9.8	ug/kg dry	1.00	10/16/09 12:01	JLG	9J14034	8270C
Hexachlorobutadiene	ND		200	10	ug/kg dry	1.00	10/16/09 12:01	JLG	9J14034	8270C
Hexachlorocyclopentadiene	ND		200	60	ug/kg dry	1.00	10/16/09 12:01	JLG	9J14034	8270C
Hexachloroethane	ND		200	15	ug/kg dry	1.00	10/16/09 12:01	JLG	9J14034	8270C
Indeno(1,2,3-cd)pyrene	**32**	J	200	5.5	ug/kg dry	1.00	10/16/09 12:01	JLG	9J14034	8270C
Isophorone	ND		200	9.8	ug/kg dry	1.00	10/16/09 12:01	JLG	9J14034	8270C
Naphthalene	ND		200	3.3	ug/kg dry	1.00	10/16/09 12:01	JLG	9J14034	8270C
Nitrobenzene	ND		200	8.7	ug/kg dry	1.00	10/16/09 12:01	JLG	9J14034	8270C
N-Nitrosodi-n-propylamine	ND		200	16	ug/kg dry	1.00	10/16/09 12:01	JLG	9J14034	8270C
N-Nitrosodiphenylamine	ND		200	11	ug/kg dry	1.00	10/16/09 12:01	JLG	9J14034	8270C
Pentachlorophenol	ND		390	68	ug/kg dry	1.00	10/16/09 12:01	JLG	9J14034	8270C
Phenanthrene	**43**	J	200	4.1	ug/kg dry	1.00	10/16/09 12:01	JLG	9J14034	8270C
Phenol	ND		200	21	ug/kg dry	1.00	10/16/09 12:01	JLG	9J14034	8270C
Pyrene	**76**	J	200	1.3	ug/kg dry	1.00	10/16/09 12:01	JLG	9J14034	8270C
2,4,6-Tribromophenol	*98 %*		*Surr Limits: (39-146%)*				*10/16/09 12:01*	*JLG*	*9J14034*	*8270C*
2-Fluorobiphenyl	*91 %*		*Surr Limits: (37-120%)*				*10/16/09 12:01*	*JLG*	*9J14034*	*8270C*
2-Fluorophenol	*81 %*		*Surr Limits: (18-120%)*				*10/16/09 12:01*	*JLG*	*9J14034*	*8270C*
Nitrobenzene-d5	*87 %*		*Surr Limits: (34-132%)*				*10/16/09 12:01*	*JLG*	*9J14034*	*8270C*
Phenol-d5	*88 %*		*Surr Limits: (11-120%)*				*10/16/09 12:01*	*JLG*	*9J14034*	*8270C*
p-Terphenyl-d14	*92 %*		*Surr Limits: (58-147%)*				*10/16/09 12:01*	*JLG*	*9J14034*	*8270C*
Polychlorinated Biphenyls by EPA Method 8082										
Aroclor 1016	ND		20	3.9	ug/kg dry	1.00	10/15/09 18:39	JxM	9J14036	8082
Aroclor 1221	ND		20	3.9	ug/kg dry	1.00	10/15/09 18:39	JxM	9J14036	8082
Aroclor 1232	ND		20	3.9	ug/kg dry	1.00	10/15/09 18:39	JxM	9J14036	8082
Aroclor 1242	ND		20	4.3	ug/kg dry	1.00	10/15/09 18:39	JxM	9J14036	8082
Aroclor 1248	ND		20	3.9	ug/kg dry	1.00	10/15/09 18:39	JxM	9J14036	8082
Aroclor 1254	ND		20	4.2	ug/kg dry	1.00	10/15/09 18:39	JxM	9J14036	8082
Aroclor 1260	ND		20	4.2	ug/kg dry	1.00	10/15/09 18:39	JxM	9J14036	8082
Decachlorobiphenyl	*105 %*		*Surr Limits: (34-148%)*				*10/15/09 18:39*	*JxM*	*9J14036*	*8082*
Tetrachloro-m-xylene	*89 %*		*Surr Limits: (35-134%)*				*10/15/09 18:39*	*JxM*	*9J14036*	*8082*
Total Metals by SW 846 Series Methods										
Aluminum	**12600**		11.6	NR	mg/kg dry	1.00	10/15/09 23:09	DAN	9J13083	6010B
Antimony	ND		17.4	NR	mg/kg dry	1.00	10/15/09 23:09	DAN	9J13083	6010B
Arsenic	**6.2**		2.3	NR	mg/kg dry	1.00	10/15/09 23:09	DAN	9J13083	6010B
Barium	**89.3**		0.581	NR	mg/kg dry	1.00	10/15/09 23:09	DAN	9J13083	6010B
Beryllium	**0.685**		0.232	NR	mg/kg dry	1.00	10/15/09 23:09	DAN	9J13083	6010B
Cadmium	ND		0.232	NR	mg/kg dry	1.00	10/15/09 23:09	DAN	9J13083	6010B
Calcium	**17900**		58.1	NR	mg/kg dry	1.00	10/15/09 23:09	DAN	9J13083	6010B
Chromium	**27.3**		0.581	NR	mg/kg dry	1.00	10/15/09 23:09	DAN	9J13083	6010B

Benchmark Environmental & Engineering Science
2558 Hamburg Turnpike, Suite 300
Lackawanna, NY 14218

SDG Number: RSJ0658

Project: Benchmark - Solsil site
Project Number: TURN-0002

Received: 10/09/09-10/14/09
Reported: 11/03/09 16:08

Analytical Report

Analyte	Sample Result	Data Qualifiers	RL	MDL	Units	Dil Fac	Date Analyzed	Lab Tech	Batch	Method
Client ID: SB-5 (4-6) (RSJ0765-05 - Solid) - cont.						**Sampled: 10/12/09 13:35**		**Recvd: 10/13/09 10:05**		
Total Metals by SW 846 Series Methods - cont.										
Cobalt	**11.1**		0.581	NR	mg/kg dry	1.00	10/15/09 23:09	DAN	9J13083	6010B
Copper	**32.9**		1.2	NR	mg/kg dry	1.00	10/15/09 23:09	DAN	9J13083	6010B
Iron	**27900**		11.6	NR	mg/kg dry	1.00	10/15/09 23:09	DAN	9J13083	6010B
Lead	**15.4**		1.2	NR	mg/kg dry	1.00	10/15/09 23:09	DAN	9J13083	6010B
Magnesium	**10900**		23.2	NR	mg/kg dry	1.00	10/15/09 23:09	DAN	9J13083	6010B
Manganese	**475**		0.2	NR	mg/kg dry	1.00	10/15/09 23:09	DAN	9J13083	6010B
Nickel	**29.3**		5.81	NR	mg/kg dry	1.00	10/15/09 23:09	DAN	9J13083	6010B
Potassium	**1490**		34.8	NR	mg/kg dry	1.00	10/15/09 23:09	DAN	9J13083	6010B
Selenium	ND		4.6	NR	mg/kg dry	1.00	10/15/09 23:09	DAN	9J13083	6010B
Silver	ND		0.581	NR	mg/kg dry	1.00	10/15/09 23:09	DAN	9J13083	6010B
Sodium	ND		163	NR	mg/kg dry	1.00	10/15/09 23:09	DAN	9J13083	6010B
Thallium	ND		7.0	NR	mg/kg dry	1.00	10/15/09 23:09	DAN	9J13083	6010B
Vanadium	**27.8**		0.581	NR	mg/kg dry	1.00	10/15/09 23:09	DAN	9J13083	6010B
Zinc	**71.5**		2.3	NR	mg/kg dry	1.00	10/15/09 23:09	DAN	9J13083	6010B
Mercury	ND		0.0248	NR	mg/kg dry	1.00	10/15/09 19:05	MXM	9J14080	7471A
General Chemistry Parameters										
Percent Solids	**85**		0.010	NR	%	1.00	10/14/09 13:39	JRR	9J14027	Dry Weight

Benchmark Environmental & Engineering Science
2558 Hamburg Turnpike, Suite 300
Lackawanna, NY 14218

SDG Number: RSJ0658

Project: Benchmark - Solsil site
Project Number: TURN-0002

Received: 10/09/09-10/14/09
Reported: 11/03/09 16:08

Analytical Report

Analyte	Sample Result	Data Qualifiers	RL	MDL	Units	Dil Fac	Date Analyzed	Lab Tech	Batch	Method
Client ID: SB-6 (2-4) (RSJ0765-06 - Solid)						**Sampled: 10/12/09 14:38**		**Recvd: 10/13/09 10:05**		
Volatile Organic Compounds by EPA 8260B										
1,1,1-Trichloroethane	ND		6.7	0.49	ug/kg dry	1.00	10/15/09 13:51	PQ	9J15038	8260B
1,1,2,2-Tetrachloroethane	ND		6.7	1.1	ug/kg dry	1.00	10/15/09 13:51	PQ	9J15038	8260B
1,1,2-Trichloroethane	ND		6.7	0.34	ug/kg dry	1.00	10/15/09 13:51	PQ	9J15038	8260B
1,1,2-Trichloro-1,2,2-trifluoroethane	ND		6.7	3.4	ug/kg dry	1.00	10/15/09 13:51	PQ	9J15038	8260B
1,1-Dichloroethane	ND		6.7	0.33	ug/kg dry	1.00	10/15/09 13:51	PQ	9J15038	8260B
1,1-Dichloroethene	ND		6.7	0.82	ug/kg dry	1.00	10/15/09 13:51	PQ	9J15038	8260B
1,2,4-Trichlorobenzene	ND		6.7	0.41	ug/kg dry	1.00	10/15/09 13:51	PQ	9J15038	8260B
1,2,4-Trimethylbenzene	ND		6.7	0.49	ug/kg dry	1.00	10/15/09 13:51	PQ	9J15038	8260B
1,2-Dibromo-3-chloropropane	ND		6.7	3.4	ug/kg dry	1.00	10/15/09 13:51	PQ	9J15038	8260B
1,2-Dibromoethane	ND		6.7	0.26	ug/kg dry	1.00	10/15/09 13:51	PQ	9J15038	8260B
1,2-Dichlorobenzene	ND		6.7	0.53	ug/kg dry	1.00	10/15/09 13:51	PQ	9J15038	8260B
1,2-Dichloroethane	ND		6.7	0.34	ug/kg dry	1.00	10/15/09 13:51	PQ	9J15038	8260B
1,2-Dichloropropane	ND		6.7	3.4	ug/kg dry	1.00	10/15/09 13:51	PQ	9J15038	8260B
1,3,5-Trimethylbenzene	ND		6.7	0.43	ug/kg dry	1.00	10/15/09 13:51	PQ	9J15038	8260B
1,3-Dichlorobenzene	ND		6.7	0.35	ug/kg dry	1.00	10/15/09 13:51	PQ	9J15038	8260B
1,4-Dichlorobenzene	ND		6.7	0.94	ug/kg dry	1.00	10/15/09 13:51	PQ	9J15038	8260B
2-Butanone	**9.4**	J	34	2.5	ug/kg dry	1.00	10/15/09 13:51	PQ	9J15038	8260B
2-Hexanone	ND		34	2.3	ug/kg dry	1.00	10/15/09 13:51	PQ	9J15038	8260B
p-Cymene	ND		6.7	0.54	ug/kg dry	1.00	10/15/09 13:51	PQ	9J15038	8260B
4-Methyl-2-pentanone	ND		34	2.2	ug/kg dry	1.00	10/15/09 13:51	PQ	9J15038	8260B
Acetone	**73**		34	1.5	ug/kg dry	1.00	10/15/09 13:51	PQ	9J15038	8260B
Benzene	ND		6.7	0.33	ug/kg dry	1.00	10/15/09 13:51	PQ	9J15038	8260B
Bromodichloromethane	ND		6.7	0.35	ug/kg dry	1.00	10/15/09 13:51	PQ	9J15038	8260B
Bromoform	ND		6.7	3.4	ug/kg dry	1.00	10/15/09 13:51	PQ	9J15038	8260B
Bromomethane	ND		6.7	1.5	ug/kg dry	1.00	10/15/09 13:51	PQ	9J15038	8260B
Carbon disulfide	**1.9**	J	6.7	0.58	ug/kg dry	1.00	10/15/09 13:51	PQ	9J15038	8260B
Carbon Tetrachloride	ND		6.7	0.65	ug/kg dry	1.00	10/15/09 13:51	PQ	9J15038	8260B
Chlorobenzene	ND		6.7	0.89	ug/kg dry	1.00	10/15/09 13:51	PQ	9J15038	8260B
Dibromochloromethane	ND		6.7	0.37	ug/kg dry	1.00	10/15/09 13:51	PQ	9J15038	8260B
Chloroethane	ND		6.7	2.8	ug/kg dry	1.00	10/15/09 13:51	PQ	9J15038	8260B
Chloroform	ND		6.7	0.42	ug/kg dry	1.00	10/15/09 13:51	PQ	9J15038	8260B
Chloromethane	ND		6.7	0.41	ug/kg dry	1.00	10/15/09 13:51	PQ	9J15038	8260B
cis-1,2-Dichloroethene	ND		6.7	0.33	ug/kg dry	1.00	10/15/09 13:51	PQ	9J15038	8260B
cis-1,3-Dichloropropene	ND		6.7	0.38	ug/kg dry	1.00	10/15/09 13:51	PQ	9J15038	8260B
Cyclohexane	ND		6.7	0.31	ug/kg dry	1.00	10/15/09 13:51	PQ	9J15038	8260B
Dichlorodifluoromethane	ND		6.7	0.56	ug/kg dry	1.00	10/15/09 13:51	PQ	9J15038	8260B
Ethylbenzene	ND		6.7	0.47	ug/kg dry	1.00	10/15/09 13:51	PQ	9J15038	8260B
Isopropylbenzene	ND		6.7	1.0	ug/kg dry	1.00	10/15/09 13:51	PQ	9J15038	8260B
Methyl Acetate	ND		6.7	0.37	ug/kg dry	1.00	10/15/09 13:51	PQ	9J15038	8260B
Methyl-t-Butyl Ether (MTBE)	ND		6.7	0.66	ug/kg dry	1.00	10/15/09 13:51	PQ	9J15038	8260B
Methylcyclohexane	ND		6.7	0.44	ug/kg dry	1.00	10/15/09 13:51	PQ	9J15038	8260B
Methylene Chloride	**6.6**	J	6.7	1.3	ug/kg dry	1.00	10/15/09 13:51	PQ	9J15038	8260B
m-Xylene & p-Xylene	ND		13	1.1	ug/kg dry	1.00	10/15/09 13:51	PQ	9J15038	8260B
n-Butylbenzene	ND		6.7	0.59	ug/kg dry	1.00	10/15/09 13:51	PQ	9J15038	8260B
n-Propylbenzene	ND		6.7	0.54	ug/kg dry	1.00	10/15/09 13:51	PQ	9J15038	8260B
o-Xylene	ND		6.7	0.88	ug/kg dry	1.00	10/15/09 13:51	PQ	9J15038	8260B
sec-Butylbenzene	ND		6.7	0.59	ug/kg dry	1.00	10/15/09 13:51	PQ	9J15038	8260B
Styrene	ND		6.7	0.34	ug/kg dry	1.00	10/15/09 13:51	PQ	9J15038	8260B

Benchmark Environmental & Engineering Science
2558 Hamburg Turnpike, Suite 300
Lackawanna, NY 14218

SDG Number: RSJ0658

Project: Benchmark - Solsil site
Project Number: TURN-0002

Received: 10/09/09-10/14/09
Reported: 11/03/09 16:08

Analytical Report

Client ID: SB-6 (2-4) (RSJ0765-06 - Solid) - cont. **Sampled: 10/12/09 14:38** **Recvd: 10/13/09 10:05**

Analyte	Sample Result	Data Qualifiers	RL	MDL	Units	Dil Fac	Date Analyzed	Lab Tech	Batch	Method
Volatile Organic Compounds by EPA 8260B - cont.										
Tetrachloroethene	ND		6.7	0.90	ug/kg dry	1.00	10/15/09 13:51	PQ	9J15038	8260B
Toluene	ND		6.7	0.51	ug/kg dry	1.00	10/15/09 13:51	PQ	9J15038	8260B
trans-1,2-Dichloroethene	ND		6.7	0.70	ug/kg dry	1.00	10/15/09 13:51	PQ	9J15038	8260B
trans-1,3-Dichloropropene	ND		6.7	0.33	ug/kg dry	1.00	10/15/09 13:51	PQ	9J15038	8260B
Trichloroethene	ND		6.7	0.47	ug/kg dry	1.00	10/15/09 13:51	PQ	9J15038	8260B
Trichlorofluoromethane	ND		6.7	0.64	ug/kg dry	1.00	10/15/09 13:51	PQ	9J15038	8260B
Vinyl chloride	ND		13	0.82	ug/kg dry	1.00	10/15/09 13:51	PQ	9J15038	8260B
Xylenes, total	ND		13	1.1	ug/kg dry	1.00	10/15/09 13:51	PQ	9J15038	8260B
1,2-Dichloroethane-d4	*104 %*		*Surr Limits: (64-126%)*				*10/15/09 13:51*	*PQ*	*9J15038*	*8260B*
4-Bromofluorobenzene	*114 %*		*Surr Limits: (72-126%)*				*10/15/09 13:51*	*PQ*	*9J15038*	*8260B*
Toluene-d8	*119 %*		*Surr Limits: (71-125%)*				*10/15/09 13:51*	*PQ*	*9J15038*	*8260B*
Semivolatile Organics by GC/MS										
2,4,5-Trichlorophenol	ND	D02	1100	250	ug/kg dry	5.00	10/16/09 12:25	JLG	9J14034	8270C
2,4,6-Trichlorophenol	ND	D02	1100	75	ug/kg dry	5.00	10/16/09 12:25	JLG	9J14034	8270C
2,4-Dichlorophenol	ND	D02	1100	60	ug/kg dry	5.00	10/16/09 12:25	JLG	9J14034	8270C
2,4-Dimethylphenol	ND	D02	1100	310	ug/kg dry	5.00	10/16/09 12:25	JLG	9J14034	8270C
2,4-Dinitrophenol	ND	D02	2200	400	ug/kg dry	5.00	10/16/09 12:25	JLG	9J14034	8270C
2,4-Dinitrotoluene	ND	D02	1100	180	ug/kg dry	5.00	10/16/09 12:25	JLG	9J14034	8270C
2,6-Dinitrotoluene	ND	D02	1100	280	ug/kg dry	5.00	10/16/09 12:25	JLG	9J14034	8270C
2-Chloronaphthalene	ND	D02	1100	77	ug/kg dry	5.00	10/16/09 12:25	JLG	9J14034	8270C
2-Chlorophenol	ND	D02	1100	58	ug/kg dry	5.00	10/16/09 12:25	JLG	9J14034	8270C
2-Methylnaphthalene	ND	D02	1100	14	ug/kg dry	5.00	10/16/09 12:25	JLG	9J14034	8270C
2-Methylphenol	ND	D02	1100	35	ug/kg dry	5.00	10/16/09 12:25	JLG	9J14034	8270C
2-Nitroaniline	ND	D02	2200	370	ug/kg dry	5.00	10/16/09 12:25	JLG	9J14034	8270C
2-Nitrophenol	ND	D02	1100	52	ug/kg dry	5.00	10/16/09 12:25	JLG	9J14034	8270C
3,3'-Dichlorobenzidine	ND	D02	1100	1000	ug/kg dry	5.00	10/16/09 12:25	JLG	9J14034	8270C
3-Nitroaniline	ND	D02	2200	260	ug/kg dry	5.00	10/16/09 12:25	JLG	9J14034	8270C
4,6-Dinitro-2-methylphenol	ND	D02	2200	390	ug/kg dry	5.00	10/16/09 12:25	JLG	9J14034	8270C
4-Bromophenyl phenyl ether	ND	D02	1100	360	ug/kg dry	5.00	10/16/09 12:25	JLG	9J14034	8270C
4-Chloro-3-methylphenol	ND	D02	1100	47	ug/kg dry	5.00	10/16/09 12:25	JLG	9J14034	8270C
4-Chloroaniline	ND	D02	1100	330	ug/kg dry	5.00	10/16/09 12:25	JLG	9J14034	8270C
4-Chlorophenyl phenyl ether	ND	D02	1100	24	ug/kg dry	5.00	10/16/09 12:25	JLG	9J14034	8270C
4-Methylphenol	ND	D02	1100	64	ug/kg dry	5.00	10/16/09 12:25	JLG	9J14034	8270C
4-Nitroaniline	ND	D02	2200	130	ug/kg dry	5.00	10/16/09 12:25	JLG	9J14034	8270C
4-Nitrophenol	ND	D02	2200	280	ug/kg dry	5.00	10/16/09 12:25	JLG	9J14034	8270C
Acenaphthene	ND	D02	1100	13	ug/kg dry	5.00	10/16/09 12:25	JLG	9J14034	8270C
Acenaphthylene	ND	D02	1100	9.3	ug/kg dry	5.00	10/16/09 12:25	JLG	9J14034	8270C
Acetophenone	ND	D02	1100	59	ug/kg dry	5.00	10/16/09 12:25	JLG	9J14034	8270C
Anthracene	ND	D02	1100	29	ug/kg dry	5.00	10/16/09 12:25	JLG	9J14034	8270C
Atrazine	ND	D02	1100	51	ug/kg dry	5.00	10/16/09 12:25	JLG	9J14034	8270C
Benzaldehyde	ND	D02	1100	130	ug/kg dry	5.00	10/16/09 12:25	JLG	9J14034	8270C
Benzo(a)anthracene	**190**	D02,J	1100	20	ug/kg dry	5.00	10/16/09 12:25	JLG	9J14034	8270C
Benzo(a)pyrene	**180**	D02,J	1100	27	ug/kg dry	5.00	10/16/09 12:25	JLG	9J14034	8270C
Benzo(b)fluoranthene	**220**	D02,J	1100	22	ug/kg dry	5.00	10/16/09 12:25	JLG	9J14034	8270C
Benzo(ghi)perylene	**170**	D02,J	1100	14	ug/kg dry	5.00	10/16/09 12:25	JLG	9J14034	8270C
Benzo(k)fluoranthene	**110**	D02,J	1100	13	ug/kg dry	5.00	10/16/09 12:25	JLG	9J14034	8270C

Benchmark Environmental & Engineering Science
2558 Hamburg Turnpike, Suite 300
Lackawanna, NY 14218

SDG Number: RSJ0658

Project: Benchmark - Solsil site
Project Number: TURN-0002

Received: 10/09/09-10/14/09
Reported: 11/03/09 16:08

Analytical Report

Analyte	Sample Result	Data Qualifiers	RL	MDL	Units	Dil Fac	Date Analyzed	Lab Tech	Batch	Method
Client ID: SB-6 (2-4) (RSJ0765-06 - Solid) - cont.						**Sampled: 10/12/09 14:38**		**Recvd: 10/13/09 10:05**		
Semivolatile Organics by GC/MS - cont.										
Biphenyl	ND	D02	1100	71	ug/kg dry	5.00	10/16/09 12:25	JLG	9J14034	8270C
Bis(2-chloroethoxy)methane	ND	D02	1100	62	ug/kg dry	5.00	10/16/09 12:25	JLG	9J14034	8270C
Bis(2-chloroethyl)ether	ND	D02	1100	98	ug/kg dry	5.00	10/16/09 12:25	JLG	9J14034	8270C
2,2'-Oxybis(1-Chloropropane)	ND	D02	1100	120	ug/kg dry	5.00	10/16/09 12:25	JLG	9J14034	8270C
Bis(2-ethylhexyl) phthalate	**1100**	D02,J	1100	370	ug/kg dry	5.00	10/16/09 12:25	JLG	9J14034	8270C
Butyl benzyl phthalate	ND	D02	1100	310	ug/kg dry	5.00	10/16/09 12:25	JLG	9J14034	8270C
Caprolactam	ND	D02	1100	490	ug/kg dry	5.00	10/16/09 12:25	JLG	9J14034	8270C
Carbazole	ND	D02	1100	13	ug/kg dry	5.00	10/16/09 12:25	JLG	9J14034	8270C
Chrysene	**180**	D02,J	1100	11	ug/kg dry	5.00	10/16/09 12:25	JLG	9J14034	8270C
Dibenzo(a,h)anthracene	ND	D02	1100	13	ug/kg dry	5.00	10/16/09 12:25	JLG	9J14034	8270C
Dibenzofuran	ND	D02	1100	12	ug/kg dry	5.00	10/16/09 12:25	JLG	9J14034	8270C
Diethyl phthalate	ND	D02	1100	34	ug/kg dry	5.00	10/16/09 12:25	JLG	9J14034	8270C
Dimethyl phthalate	ND	D02	1100	30	ug/kg dry	5.00	10/16/09 12:25	JLG	9J14034	8270C
Di-n-butyl phthalate	ND	D02	1100	390	ug/kg dry	5.00	10/16/09 12:25	JLG	9J14034	8270C
Di-n-octyl phthalate	ND	D02	1100	27	ug/kg dry	5.00	10/16/09 12:25	JLG	9J14034	8270C
Fluoranthene	**330**	D02,J	1100	17	ug/kg dry	5.00	10/16/09 12:25	JLG	9J14034	8270C
Fluorene	ND	D02	1100	26	ug/kg dry	5.00	10/16/09 12:25	JLG	9J14034	8270C
Hexachlorobenzene	ND	D02	1100	57	ug/kg dry	5.00	10/16/09 12:25	JLG	9J14034	8270C
Hexachlorobutadiene	ND	D02	1100	58	ug/kg dry	5.00	10/16/09 12:25	JLG	9J14034	8270C
Hexachlorocyclopentadiene	ND	D02	1100	340	ug/kg dry	5.00	10/16/09 12:25	JLG	9J14034	8270C
Hexachloroethane	ND	D02	1100	88	ug/kg dry	5.00	10/16/09 12:25	JLG	9J14034	8270C
Indeno(1,2,3-cd)pyrene	**130**	D02,J	1100	32	ug/kg dry	5.00	10/16/09 12:25	JLG	9J14034	8270C
Isophorone	ND	D02	1100	57	ug/kg dry	5.00	10/16/09 12:25	JLG	9J14034	8270C
Naphthalene	ND	D02	1100	19	ug/kg dry	5.00	10/16/09 12:25	JLG	9J14034	8270C
Nitrobenzene	ND	D02	1100	51	ug/kg dry	5.00	10/16/09 12:25	JLG	9J14034	8270C
N-Nitrosodi-n-propylamine	ND	D02	1100	90	ug/kg dry	5.00	10/16/09 12:25	JLG	9J14034	8270C
N-Nitrosodiphenylamine	ND	D02	1100	62	ug/kg dry	5.00	10/16/09 12:25	JLG	9J14034	8270C
Pentachlorophenol	ND	D02	2200	390	ug/kg dry	5.00	10/16/09 12:25	JLG	9J14034	8270C
Phenanthrene	ND	D02	1100	24	ug/kg dry	5.00	10/16/09 12:25	JLG	9J14034	8270C
Phenol	ND	D02	1100	120	ug/kg dry	5.00	10/16/09 12:25	JLG	9J14034	8270C
Pyrene	**320**	D02,J	1100	7.4	ug/kg dry	5.00	10/16/09 12:25	JLG	9J14034	8270C
2,4,6-Tribromophenol	*71 %*	*D02*	*Surr Limits: (39-146%)*				*10/16/09 12:25*	*JLG*	*9J14034*	*8270C*
2-Fluorobiphenyl	*84 %*	*D02*	*Surr Limits: (37-120%)*				*10/16/09 12:25*	*JLG*	*9J14034*	*8270C*
2-Fluorophenol	*59 %*	*D02*	*Surr Limits: (18-120%)*				*10/16/09 12:25*	*JLG*	*9J14034*	*8270C*
Nitrobenzene-d5	*71 %*	*D02*	*Surr Limits: (34-132%)*				*10/16/09 12:25*	*JLG*	*9J14034*	*8270C*
Phenol-d5	*68 %*	*D02*	*Surr Limits: (11-120%)*				*10/16/09 12:25*	*JLG*	*9J14034*	*8270C*
p-Terphenyl-d14	*78 %*	*D02*	*Surr Limits: (58-147%)*				*10/16/09 12:25*	*JLG*	*9J14034*	*8270C*
Polychlorinated Biphenyls by EPA Method 8082										
Aroclor 1016	ND		23	4.4	ug/kg dry	1.00	10/15/09 18:53	JxM	9J14036	8082
Aroclor 1221	ND		23	4.4	ug/kg dry	1.00	10/15/09 18:53	JxM	9J14036	8082
Aroclor 1232	ND		23	4.4	ug/kg dry	1.00	10/15/09 18:53	JxM	9J14036	8082
Aroclor 1242	ND		23	4.9	ug/kg dry	1.00	10/15/09 18:53	JxM	9J14036	8082
Aroclor 1248	ND		23	4.4	ug/kg dry	1.00	10/15/09 18:53	JxM	9J14036	8082
Aroclor 1254	ND		23	4.8	ug/kg dry	1.00	10/15/09 18:53	JxM	9J14036	8082
Aroclor 1260	ND		23	4.8	ug/kg dry	1.00	10/15/09 18:53	JxM	9J14036	8082

Benchmark Environmental & Engineering Science
2558 Hamburg Turnpike, Suite 300
Lackawanna, NY 14218

SDG Number: RSJ0658

Project: Benchmark - Solsil site
Project Number: TURN-0002

Received: 10/09/09-10/14/09
Reported: 11/03/09 16:08

Analytical Report

Client ID: SB-6 (2-4) (RSJ0765-06 - Solid) - cont. **Sampled: 10/12/09 14:38** **Recvd: 10/13/09 10:05**

Analyte	Sample Result	Data Qualifiers	RL	MDL	Units	Dil Fac	Date Analyzed	Lab Tech	Batch	Method
Polychlorinated Biphenyls by EPA Method 8082 - cont.										
Decachlorobiphenyl	*103 %*		*Surr Limits: (34-148%)*				*10/15/09 18:53*	*JxM*	*9J14036*	*8082*
Tetrachloro-m-xylene	*82 %*		*Surr Limits: (35-134%)*				*10/15/09 18:53*	*JxM*	*9J14036*	*8082*
Total Metals by SW 846 Series Methods										
Aluminum	**6910**		13.7	NR	mg/kg dry	1.00	10/15/09 23:27	DAN	9J13083	6010B
Antimony	ND		20.5	NR	mg/kg dry	1.00	10/15/09 23:27	DAN	9J13083	6010B
Arsenic	**10.1**		2.7	NR	mg/kg dry	1.00	10/15/09 23:27	DAN	9J13083	6010B
Barium	**98.5**		0.685	NR	mg/kg dry	1.00	10/15/09 23:27	DAN	9J13083	6010B
Beryllium	**0.490**		0.274	NR	mg/kg dry	1.00	10/15/09 23:27	DAN	9J13083	6010B
Cadmium	ND		0.274	NR	mg/kg dry	1.00	10/15/09 23:27	DAN	9J13083	6010B
Calcium	**18200**		68.5	NR	mg/kg dry	1.00	10/15/09 23:27	DAN	9J13083	6010B
Chromium	**278**		0.685	NR	mg/kg dry	1.00	10/15/09 23:27	DAN	9J13083	6010B
Cobalt	**8.54**		0.685	NR	mg/kg dry	1.00	10/15/09 23:27	DAN	9J13083	6010B
Copper	**287**		1.4	NR	mg/kg dry	1.00	10/15/09 23:27	DAN	9J13083	6010B
Iron	**31000**		13.7	NR	mg/kg dry	1.00	10/15/09 23:27	DAN	9J13083	6010B
Lead	**77.4**		1.4	NR	mg/kg dry	1.00	10/15/09 23:27	DAN	9J13083	6010B
Magnesium	**8640**		27.4	NR	mg/kg dry	1.00	10/15/09 23:27	DAN	9J13083	6010B
Manganese	**601**		0.3	NR	mg/kg dry	1.00	10/15/09 23:27	DAN	9J13083	6010B
Nickel	**80.3**		6.85	NR	mg/kg dry	1.00	10/15/09 23:27	DAN	9J13083	6010B
Potassium	**1160**		41.1	NR	mg/kg dry	1.00	10/15/09 23:27	DAN	9J13083	6010B
Selenium	ND		5.5	NR	mg/kg dry	1.00	10/15/09 23:27	DAN	9J13083	6010B
Silver	ND		0.685	NR	mg/kg dry	1.00	10/15/09 23:27	DAN	9J13083	6010B
Sodium	**206**		192	NR	mg/kg dry	1.00	10/15/09 23:27	DAN	9J13083	6010B
Thallium	ND		8.2	NR	mg/kg dry	1.00	10/15/09 23:27	DAN	9J13083	6010B
Vanadium	**14.9**		0.685	NR	mg/kg dry	1.00	10/15/09 23:27	DAN	9J13083	6010B
Zinc	**110**		2.7	NR	mg/kg dry	1.00	10/15/09 23:27	DAN	9J13083	6010B
Mercury	**0.0370**		0.0283	NR	mg/kg dry	1.00	10/15/09 19:06	MXM	9J14080	7471A
General Chemistry Parameters										
Percent Solids	**74**		0.010	NR	%	1.00	10/14/09 13:41	JRR	9J14027	Dry Weight

Benchmark Environmental & Engineering Science
2558 Hamburg Turnpike, Suite 300
Lackawanna, NY 14218

SDG Number: RSJ0658

Project: Benchmark - Solsil site
Project Number: TURN-0002

Received: 10/09/09-10/14/09
Reported: 11/03/09 16:08

Analytical Report

Analyte	Sample Result	Data Qualifiers	RL	MDL	Units	Dil Fac	Date Analyzed	Lab Tech	Batch	Method
Client ID: SB-7 (3-5) (RSJ0765-07 - Solid)						**Sampled: 10/12/09 15:50**		**Recvd: 10/13/09 10:05**		
Semivolatile Organics by GC/MS										
2,4,5-Trichlorophenol	ND		210	46	ug/kg dry	1.00	10/16/09 12:49	JLG	9J14034	8270C
2,4,6-Trichlorophenol	ND		210	14	ug/kg dry	1.00	10/16/09 12:49	JLG	9J14034	8270C
2,4-Dichlorophenol	ND		210	11	ug/kg dry	1.00	10/16/09 12:49	JLG	9J14034	8270C
2,4-Dimethylphenol	ND		210	57	ug/kg dry	1.00	10/16/09 12:49	JLG	9J14034	8270C
2,4-Dinitrophenol	ND		410	74	ug/kg dry	1.00	10/16/09 12:49	JLG	9J14034	8270C
2,4-Dinitrotoluene	ND		210	33	ug/kg dry	1.00	10/16/09 12:49	JLG	9J14034	8270C
2,6-Dinitrotoluene	ND		210	52	ug/kg dry	1.00	10/16/09 12:49	JLG	9J14034	8270C
2-Chloronaphthalene	ND		210	14	ug/kg dry	1.00	10/16/09 12:49	JLG	9J14034	8270C
2-Chlorophenol	ND		210	11	ug/kg dry	1.00	10/16/09 12:49	JLG	9J14034	8270C
2-Methylnaphthalene	ND		210	2.6	ug/kg dry	1.00	10/16/09 12:49	JLG	9J14034	8270C
2-Methylphenol	ND		210	6.5	ug/kg dry	1.00	10/16/09 12:49	JLG	9J14034	8270C
2-Nitroaniline	ND		410	68	ug/kg dry	1.00	10/16/09 12:49	JLG	9J14034	8270C
2-Nitrophenol	ND		210	9.7	ug/kg dry	1.00	10/16/09 12:49	JLG	9J14034	8270C
3,3'-Dichlorobenzidine	ND		210	190	ug/kg dry	1.00	10/16/09 12:49	JLG	9J14034	8270C
3-Nitroaniline	ND		410	49	ug/kg dry	1.00	10/16/09 12:49	JLG	9J14034	8270C
4,6-Dinitro-2-methylphenol	ND		410	73	ug/kg dry	1.00	10/16/09 12:49	JLG	9J14034	8270C
4-Bromophenyl phenyl ether	ND		210	67	ug/kg dry	1.00	10/16/09 12:49	JLG	9J14034	8270C
4-Chloro-3-methylphenol	ND		210	8.7	ug/kg dry	1.00	10/16/09 12:49	JLG	9J14034	8270C
4-Chloroaniline	ND		210	62	ug/kg dry	1.00	10/16/09 12:49	JLG	9J14034	8270C
4-Chlorophenyl phenyl ether	ND		210	4.5	ug/kg dry	1.00	10/16/09 12:49	JLG	9J14034	8270C
4-Methylphenol	ND		210	12	ug/kg dry	1.00	10/16/09 12:49	JLG	9J14034	8270C
4-Nitroaniline	ND		410	24	ug/kg dry	1.00	10/16/09 12:49	JLG	9J14034	8270C
4-Nitrophenol	ND		410	51	ug/kg dry	1.00	10/16/09 12:49	JLG	9J14034	8270C
Acenaphthene	ND		210	2.5	ug/kg dry	1.00	10/16/09 12:49	JLG	9J14034	8270C
Acenaphthylene	ND		210	1.7	ug/kg dry	1.00	10/16/09 12:49	JLG	9J14034	8270C
Acetophenone	ND		210	11	ug/kg dry	1.00	10/16/09 12:49	JLG	9J14034	8270C
Anthracene	ND		210	5.4	ug/kg dry	1.00	10/16/09 12:49	JLG	9J14034	8270C
Atrazine	ND		210	9.4	ug/kg dry	1.00	10/16/09 12:49	JLG	9J14034	8270C
Benzaldehyde	ND		210	23	ug/kg dry	1.00	10/16/09 12:49	JLG	9J14034	8270C
Benzo(a)anthracene	ND		210	3.6	ug/kg dry	1.00	10/16/09 12:49	JLG	9J14034	8270C
Benzo(a)pyrene	ND		210	5.1	ug/kg dry	1.00	10/16/09 12:49	JLG	9J14034	8270C
Benzo(b)fluoranthene	ND		210	4.1	ug/kg dry	1.00	10/16/09 12:49	JLG	9J14034	8270C
Benzo(ghi)perylene	ND		210	2.5	ug/kg dry	1.00	10/16/09 12:49	JLG	9J14034	8270C
Benzo(k)fluoranthene	ND		210	2.3	ug/kg dry	1.00	10/16/09 12:49	JLG	9J14034	8270C
Biphenyl	ND		210	13	ug/kg dry	1.00	10/16/09 12:49	JLG	9J14034	8270C
Bis(2-chloroethoxy)methane	ND		210	11	ug/kg dry	1.00	10/16/09 12:49	JLG	9J14034	8270C
Bis(2-chloroethyl)ether	ND		210	18	ug/kg dry	1.00	10/16/09 12:49	JLG	9J14034	8270C
2,2'-Oxybis(1-Chloropropane)	ND		210	22	ug/kg dry	1.00	10/16/09 12:49	JLG	9J14034	8270C
Bis(2-ethylhexyl) phthalate	ND		210	68	ug/kg dry	1.00	10/16/09 12:49	JLG	9J14034	8270C
Butyl benzyl phthalate	ND		210	57	ug/kg dry	1.00	10/16/09 12:49	JLG	9J14034	8270C
Caprolactam	ND		210	91	ug/kg dry	1.00	10/16/09 12:49	JLG	9J14034	8270C
Carbazole	ND		210	2.4	ug/kg dry	1.00	10/16/09 12:49	JLG	9J14034	8270C
Chrysene	ND		210	2.1	ug/kg dry	1.00	10/16/09 12:49	JLG	9J14034	8270C
Dibenzo(a,h)anthracene	ND		210	2.5	ug/kg dry	1.00	10/16/09 12:49	JLG	9J14034	8270C
Dibenzofuran	ND		210	2.2	ug/kg dry	1.00	10/16/09 12:49	JLG	9J14034	8270C
Diethyl phthalate	ND		210	6.4	ug/kg dry	1.00	10/16/09 12:49	JLG	9J14034	8270C

Benchmark Environmental & Engineering Science
2558 Hamburg Turnpike, Suite 300
Lackawanna, NY 14218

SDG Number: RSJ0658

Project: Benchmark - Solsil site
Project Number: TURN-0002

Received: 10/09/09-10/14/09
Reported: 11/03/09 16:08

Analytical Report

Analyte	Sample Result	Data Qualifiers	RL	MDL	Units	Dil Fac	Date Analyzed	Lab Tech	Batch	Method
Client ID: SB-7 (3-5) (RSJ0765-07 - Solid) - cont.						**Sampled: 10/12/09 15:50**		**Recvd: 10/13/09 10:05**		
Semivolatile Organics by GC/MS - cont.										
Dimethyl phthalate	ND		210	5.5	ug/kg dry	1.00	10/16/09 12:49	JLG	9J14034	8270C
Di-n-butyl phthalate	ND		210	73	ug/kg dry	1.00	10/16/09 12:49	JLG	9J14034	8270C
Di-n-octyl phthalate	ND		210	4.9	ug/kg dry	1.00	10/16/09 12:49	JLG	9J14034	8270C
Fluoranthene	ND		210	3.1	ug/kg dry	1.00	10/16/09 12:49	JLG	9J14034	8270C
Fluorene	ND		210	4.9	ug/kg dry	1.00	10/16/09 12:49	JLG	9J14034	8270C
Hexachlorobenzene	ND		210	10	ug/kg dry	1.00	10/16/09 12:49	JLG	9J14034	8270C
Hexachlorobutadiene	ND		210	11	ug/kg dry	1.00	10/16/09 12:49	JLG	9J14034	8270C
Hexachlorocyclopentadiene	ND		210	64	ug/kg dry	1.00	10/16/09 12:49	JLG	9J14034	8270C
Hexachloroethane	ND		210	16	ug/kg dry	1.00	10/16/09 12:49	JLG	9J14034	8270C
Indeno(1,2,3-cd)pyrene	ND		210	5.8	ug/kg dry	1.00	10/16/09 12:49	JLG	9J14034	8270C
Isophorone	ND		210	11	ug/kg dry	1.00	10/16/09 12:49	JLG	9J14034	8270C
Naphthalene	ND		210	3.5	ug/kg dry	1.00	10/16/09 12:49	JLG	9J14034	8270C
Nitrobenzene	ND		210	9.4	ug/kg dry	1.00	10/16/09 12:49	JLG	9J14034	8270C
N-Nitrosodi-n-propylamine	ND		210	17	ug/kg dry	1.00	10/16/09 12:49	JLG	9J14034	8270C
N-Nitrosodiphenylamine	ND		210	12	ug/kg dry	1.00	10/16/09 12:49	JLG	9J14034	8270C
Pentachlorophenol	ND		410	72	ug/kg dry	1.00	10/16/09 12:49	JLG	9J14034	8270C
Phenanthrene	ND		210	4.4	ug/kg dry	1.00	10/16/09 12:49	JLG	9J14034	8270C
Phenol	ND		210	22	ug/kg dry	1.00	10/16/09 12:49	JLG	9J14034	8270C
Pyrene	ND		210	1.4	ug/kg dry	1.00	10/16/09 12:49	JLG	9J14034	8270C
2,4,6-Tribromophenol	*71 %*		*Surr Limits: (39-146%)*				*10/16/09 12:49*	*JLG*	*9J14034*	*8270C*
2-Fluorobiphenyl	*18 %*	*Z6*	*Surr Limits: (37-120%)*				*10/16/09 12:49*	*JLG*	*9J14034*	*8270C*
2-Fluorophenol	*	*Z6*	*Surr Limits: (18-120%)*				*10/16/09 12:49*	*JLG*	*9J14034*	*8270C*
Nitrobenzene-d5	*	*Z6*	*Surr Limits: (34-132%)*				*10/16/09 12:49*	*JLG*	*9J14034*	*8270C*
Phenol-d5	*0.6 %*	*Z6*	*Surr Limits: (11-120%)*				*10/16/09 12:49*	*JLG*	*9J14034*	*8270C*
p-Terphenyl-d14	*87 %*		*Surr Limits: (58-147%)*				*10/16/09 12:49*	*JLG*	*9J14034*	*8270C*
Polychlorinated Biphenyls by EPA Method 8082										
Aroclor 1016	ND		21	4.1	ug/kg dry	1.00	10/15/09 19:08	JxM	9J14036	8082
Aroclor 1221	ND		21	4.1	ug/kg dry	1.00	10/15/09 19:08	JxM	9J14036	8082
Aroclor 1232	ND		21	4.1	ug/kg dry	1.00	10/15/09 19:08	JxM	9J14036	8082
Aroclor 1242	ND		21	4.5	ug/kg dry	1.00	10/15/09 19:08	JxM	9J14036	8082
Aroclor 1248	ND		21	4.1	ug/kg dry	1.00	10/15/09 19:08	JxM	9J14036	8082
Aroclor 1254	ND		21	4.4	ug/kg dry	1.00	10/15/09 19:08	JxM	9J14036	8082
Aroclor 1260	ND		21	4.4	ug/kg dry	1.00	10/15/09 19:08	JxM	9J14036	8082
Decachlorobiphenyl	*108 %*		*Surr Limits: (34-148%)*				*10/15/09 19:08*	*JxM*	*9J14036*	*8082*
Tetrachloro-m-xylene	*91 %*		*Surr Limits: (35-134%)*				*10/15/09 19:08*	*JxM*	*9J14036*	*8082*
Total Metals by SW 846 Series Methods										
Aluminum	**14400**		12.2	NR	mg/kg dry	1.00	10/15/09 23:33	DAN	9J13083	6010B
Antimony	ND		18.3	NR	mg/kg dry	1.00	10/15/09 23:33	DAN	9J13083	6010B
Arsenic	**4.9**		2.4	NR	mg/kg dry	1.00	10/15/09 23:33	DAN	9J13083	6010B
Barium	**342**		0.609	NR	mg/kg dry	1.00	10/15/09 23:33	DAN	9J13083	6010B
Beryllium	**0.729**		0.244	NR	mg/kg dry	1.00	10/15/09 23:33	DAN	9J13083	6010B
Cadmium	ND		0.244	NR	mg/kg dry	1.00	10/15/09 23:33	DAN	9J13083	6010B
Calcium	**45400**		60.9	NR	mg/kg dry	1.00	10/15/09 23:33	DAN	9J13083	6010B
Chromium	**154**		0.609	NR	mg/kg dry	1.00	10/15/09 23:33	DAN	9J13083	6010B
Cobalt	**11.4**		0.609	NR	mg/kg dry	1.00	10/15/09 23:33	DAN	9J13083	6010B

Benchmark Environmental & Engineering Science
2558 Hamburg Turnpike, Suite 300
Lackawanna, NY 14218

SDG Number: RSJ0658

Project: Benchmark - Solsil site
Project Number: TURN-0002

Received: 10/09/09-10/14/09
Reported: 11/03/09 16:08

Analytical Report

Analyte	Sample Result	Data Qualifiers	RL	MDL	Units	Dil Fac	Date Analyzed	Lab Tech	Batch	Method
Client ID: SB-7 (3-5) (RSJ0765-07 - Solid) - cont.						**Sampled: 10/12/09 15:50**		**Recvd: 10/13/09 10:05**		
Total Metals by SW 846 Series Methods - cont.										
Copper	**21.7**		1.2	NR	mg/kg dry	1.00	10/15/09 23:33	DAN	9J13083	6010B
Iron	**21700**		12.2	NR	mg/kg dry	1.00	10/15/09 23:33	DAN	9J13083	6010B
Lead	**7.5**		1.2	NR	mg/kg dry	1.00	10/15/09 23:33	DAN	9J13083	6010B
Magnesium	**14400**		24.4	NR	mg/kg dry	1.00	10/15/09 23:33	DAN	9J13083	6010B
Manganese	**1970**		0.2	NR	mg/kg dry	1.00	10/15/09 23:33	DAN	9J13083	6010B
Nickel	**31.6**		6.09	NR	mg/kg dry	1.00	10/15/09 23:33	DAN	9J13083	6010B
Potassium	**2450**		36.6	NR	mg/kg dry	1.00	10/15/09 23:33	DAN	9J13083	6010B
Selenium	ND		4.9	NR	mg/kg dry	1.00	10/15/09 23:33	DAN	9J13083	6010B
Silver	ND		0.609	NR	mg/kg dry	1.00	10/15/09 23:33	DAN	9J13083	6010B
Sodium	**399**		171	NR	mg/kg dry	1.00	10/15/09 23:33	DAN	9J13083	6010B
Thallium	ND		7.3	NR	mg/kg dry	1.00	10/15/09 23:33	DAN	9J13083	6010B
Vanadium	**27.4**		0.609	NR	mg/kg dry	1.00	10/15/09 23:33	DAN	9J13083	6010B
Zinc	**50.8**		2.4	NR	mg/kg dry	1.00	10/15/09 23:33	DAN	9J13083	6010B
Mercury	**0.0500**		0.0244	NR	mg/kg dry	1.00	10/15/09 19:08	MXM	9J14080	7471A
General Chemistry Parameters										
Percent Solids	**80**		0.010	NR	%	1.00	10/14/09 13:43	JRR	9J14027	Dry Weight

Benchmark Environmental & Engineering Science
2558 Hamburg Turnpike, Suite 300
Lackawanna, NY 14218

SDG Number: RSJ0658

Project: Benchmark - Solsil site
Project Number: TURN-0002

Received: 10/09/09-10/14/09
Reported: 11/03/09 16:08

Analytical Report

Analyte	Sample Result	Data Qualifiers	RL	MDL	Units	Dil Fac	Date Analyzed	Lab Tech	Batch	Method
Client ID: SB-7 (3-5) (RSJ0765-07RE1 - Solid)						**Sampled: 10/12/09 15:50**		**Recvd: 10/13/09 10:05**		
Semivolatile Organics by GC/MS										
2,4,5-Trichlorophenol	ND		210	46	ug/kg dry	1.00	10/23/09 20:39	MKP	9J20078	8270C
2,4,6-Trichlorophenol	ND		210	14	ug/kg dry	1.00	10/23/09 20:39	MKP	9J20078	8270C
2,4-Dichlorophenol	ND		210	11	ug/kg dry	1.00	10/23/09 20:39	MKP	9J20078	8270C
2,4-Dimethylphenol	ND		210	57	ug/kg dry	1.00	10/23/09 20:39	MKP	9J20078	8270C
2,4-Dinitrophenol	ND		410	74	ug/kg dry	1.00	10/23/09 20:39	MKP	9J20078	8270C
2,4-Dinitrotoluene	ND		210	33	ug/kg dry	1.00	10/23/09 20:39	MKP	9J20078	8270C
2,6-Dinitrotoluene	ND		210	51	ug/kg dry	1.00	10/23/09 20:39	MKP	9J20078	8270C
2-Chloronaphthalene	ND		210	14	ug/kg dry	1.00	10/23/09 20:39	MKP	9J20078	8270C
2-Chlorophenol	ND		210	11	ug/kg dry	1.00	10/23/09 20:39	MKP	9J20078	8270C
2-Methylnaphthalene	ND		210	2.5	ug/kg dry	1.00	10/23/09 20:39	MKP	9J20078	8270C
2-Methylphenol	ND		210	6.5	ug/kg dry	1.00	10/23/09 20:39	MKP	9J20078	8270C
2-Nitroaniline	ND		410	67	ug/kg dry	1.00	10/23/09 20:39	MKP	9J20078	8270C
2-Nitrophenol	ND		210	9.6	ug/kg dry	1.00	10/23/09 20:39	MKP	9J20078	8270C
3,3'-Dichlorobenzidine	ND		210	180	ug/kg dry	1.00	10/23/09 20:39	MKP	9J20078	8270C
3-Nitroaniline	ND		410	48	ug/kg dry	1.00	10/23/09 20:39	MKP	9J20078	8270C
4,6-Dinitro-2-methylphenol	ND		410	73	ug/kg dry	1.00	10/23/09 20:39	MKP	9J20078	8270C
4-Bromophenyl phenyl ether	ND		210	67	ug/kg dry	1.00	10/23/09 20:39	MKP	9J20078	8270C
4-Chloro-3-methylphenol	ND		210	8.6	ug/kg dry	1.00	10/23/09 20:39	MKP	9J20078	8270C
4-Chloroaniline	ND		210	62	ug/kg dry	1.00	10/23/09 20:39	MKP	9J20078	8270C
4-Chlorophenyl phenyl ether	ND		210	4.5	ug/kg dry	1.00	10/23/09 20:39	MKP	9J20078	8270C
4-Methylphenol	ND		210	12	ug/kg dry	1.00	10/23/09 20:39	MKP	9J20078	8270C
4-Nitroaniline	ND		410	23	ug/kg dry	1.00	10/23/09 20:39	MKP	9J20078	8270C
4-Nitrophenol	ND		410	51	ug/kg dry	1.00	10/23/09 20:39	MKP	9J20078	8270C
Acenaphthene	ND		210	2.5	ug/kg dry	1.00	10/23/09 20:39	MKP	9J20078	8270C
Acenaphthylene	ND		210	1.7	ug/kg dry	1.00	10/23/09 20:39	MKP	9J20078	8270C
Acetophenone	ND		210	11	ug/kg dry	1.00	10/23/09 20:39	MKP	9J20078	8270C
Anthracene	ND		210	5.4	ug/kg dry	1.00	10/23/09 20:39	MKP	9J20078	8270C
Atrazine	ND		210	9.4	ug/kg dry	1.00	10/23/09 20:39	MKP	9J20078	8270C
Benzaldehyde	ND		210	23	ug/kg dry	1.00	10/23/09 20:39	MKP	9J20078	8270C
Benzo(a)anthracene	**16**	J	210	3.6	ug/kg dry	1.00	10/23/09 20:39	MKP	9J20078	8270C
Benzo(a)pyrene	**12**	J	210	5.1	ug/kg dry	1.00	10/23/09 20:39	MKP	9J20078	8270C
Benzo(b)fluoranthene	**17**	J	210	4.1	ug/kg dry	1.00	10/23/09 20:39	MKP	9J20078	8270C
Benzo(ghi)perylene	ND		210	2.5	ug/kg dry	1.00	10/23/09 20:39	MKP	9J20078	8270C
Benzo(k)fluoranthene	ND		210	2.3	ug/kg dry	1.00	10/23/09 20:39	MKP	9J20078	8270C
Biphenyl	ND		210	13	ug/kg dry	1.00	10/23/09 20:39	MKP	9J20078	8270C
Bis(2-chloroethoxy)methane	ND		210	11	ug/kg dry	1.00	10/23/09 20:39	MKP	9J20078	8270C
Bis(2-chloroethyl)ether	ND		210	18	ug/kg dry	1.00	10/23/09 20:39	MKP	9J20078	8270C
2,2'-Oxybis(1-Chloropropane)	ND		210	22	ug/kg dry	1.00	10/23/09 20:39	MKP	9J20078	8270C
Bis(2-ethylhexyl) phthalate	ND		210	68	ug/kg dry	1.00	10/23/09 20:39	MKP	9J20078	8270C
Butyl benzyl phthalate	ND		210	56	ug/kg dry	1.00	10/23/09 20:39	MKP	9J20078	8270C
Caprolactam	ND		210	91	ug/kg dry	1.00	10/23/09 20:39	MKP	9J20078	8270C
Carbazole	ND		210	2.4	ug/kg dry	1.00	10/23/09 20:39	MKP	9J20078	8270C
Chrysene	**12**	J	210	2.1	ug/kg dry	1.00	10/23/09 20:39	MKP	9J20078	8270C
Dibenzo(a,h)anthracene	ND		210	2.5	ug/kg dry	1.00	10/23/09 20:39	MKP	9J20078	8270C
Dibenzofuran	ND		210	2.2	ug/kg dry	1.00	10/23/09 20:39	MKP	9J20078	8270C

Benchmark Environmental & Engineering Science
2558 Hamburg Turnpike, Suite 300
Lackawanna, NY 14218

SDG Number: RSJ0658

Project: Benchmark - Solsil site
Project Number: TURN-0002

Received: 10/09/09-10/14/09
Reported: 11/03/09 16:08

Analytical Report

Analyte	Sample Result	Data Qualifiers	RL	MDL	Units	Dil Fac	Date Analyzed	Lab Tech	Batch	Method
Client ID: SB-7 (3-5) (RSJ0765-07RE1 - Solid) - cont.						**Sampled: 10/12/09 15:50**		**Recvd: 10/13/09 10:05**		
Semivolatile Organics by GC/MS - cont.										
Diethyl phthalate	ND		210	6.3	ug/kg dry	1.00	10/23/09 20:39	MKP	9J20078	8270C
Dimethyl phthalate	ND		210	5.5	ug/kg dry	1.00	10/23/09 20:39	MKP	9J20078	8270C
Di-n-butyl phthalate	ND		210	73	ug/kg dry	1.00	10/23/09 20:39	MKP	9J20078	8270C
Di-n-octyl phthalate	ND		210	4.9	ug/kg dry	1.00	10/23/09 20:39	MKP	9J20078	8270C
Fluoranthene	**22**	J	210	3.0	ug/kg dry	1.00	10/23/09 20:39	MKP	9J20078	8270C
Fluorene	ND		210	4.8	ug/kg dry	1.00	10/23/09 20:39	MKP	9J20078	8270C
Hexachlorobenzene	ND		210	10	ug/kg dry	1.00	10/23/09 20:39	MKP	9J20078	8270C
Hexachlorobutadiene	ND		210	11	ug/kg dry	1.00	10/23/09 20:39	MKP	9J20078	8270C
Hexachlorocyclopentadiene	ND		210	64	ug/kg dry	1.00	10/23/09 20:39	MKP	9J20078	8270C
Hexachloroethane	ND		210	16	ug/kg dry	1.00	10/23/09 20:39	MKP	9J20078	8270C
Indeno(1,2,3-cd)pyrene	ND		210	5.8	ug/kg dry	1.00	10/23/09 20:39	MKP	9J20078	8270C
Isophorone	ND		210	11	ug/kg dry	1.00	10/23/09 20:39	MKP	9J20078	8270C
Naphthalene	ND		210	3.5	ug/kg dry	1.00	10/23/09 20:39	MKP	9J20078	8270C
Nitrobenzene	ND		210	9.3	ug/kg dry	1.00	10/23/09 20:39	MKP	9J20078	8270C
N-Nitrosodi-n-propylamine	ND		210	17	ug/kg dry	1.00	10/23/09 20:39	MKP	9J20078	8270C
N-Nitrosodiphenylamine	ND	L	210	11	ug/kg dry	1.00	10/23/09 20:39	MKP	9J20078	8270C
Pentachlorophenol	ND		410	72	ug/kg dry	1.00	10/23/09 20:39	MKP	9J20078	8270C
Phenanthrene	**15**	J	210	4.4	ug/kg dry	1.00	10/23/09 20:39	MKP	9J20078	8270C
Phenol	ND		210	22	ug/kg dry	1.00	10/23/09 20:39	MKP	9J20078	8270C
Pyrene	**20**	J	210	1.4	ug/kg dry	1.00	10/23/09 20:39	MKP	9J20078	8270C
2,4,6-Tribromophenol	*93 %*		*Surr Limits: (39-146%)*				*10/23/09 20:39*	*MKP*	*9J20078*	*8270C*
2-Fluorobiphenyl	*87 %*		*Surr Limits: (37-120%)*				*10/23/09 20:39*	*MKP*	*9J20078*	*8270C*
2-Fluorophenol	*71 %*		*Surr Limits: (18-120%)*				*10/23/09 20:39*	*MKP*	*9J20078*	*8270C*
Nitrobenzene-d5	*91 %*		*Surr Limits: (34-132%)*				*10/23/09 20:39*	*MKP*	*9J20078*	*8270C*
Phenol-d5	*80 %*		*Surr Limits: (11-120%)*				*10/23/09 20:39*	*MKP*	*9J20078*	*8270C*
p-Terphenyl-d14	*90 %*		*Surr Limits: (58-147%)*				*10/23/09 20:39*	*MKP*	*9J20078*	*8270C*

Benchmark Environmental & Engineering Science
2558 Hamburg Turnpike, Suite 300
Lackawanna, NY 14218

SDG Number: RSJ0658

Project: Benchmark - Solsil site
Project Number: TURN-0002

Received: 10/09/09-10/14/09
Reported: 11/03/09 16:08

Analytical Report

Client ID: SB-8 (0-2) (RSJ0836-01 - Solid) — **Sampled: 10/13/09 10:00** — **Recvd: 10/14/09 09:50**

Volatile Organic Compounds by EPA 8260B

Analyte	Sample Result	Data Qualifiers	RL	MDL	Units	Dil Fac	Date Analyzed	Lab Tech	Batch	Method
1,1,1-Trichloroethane	ND		5.2	0.38	ug/kg dry	1.00	10/15/09 14:16	PQ	9J15038	8260B
1,1,2,2-Tetrachloroethane	ND		5.2	0.85	ug/kg dry	1.00	10/15/09 14:16	PQ	9J15038	8260B
1,1,2-Trichloroethane	ND		5.2	0.26	ug/kg dry	1.00	10/15/09 14:16	PQ	9J15038	8260B
1,1,2-Trichloro-1,2,2-trifluoroethane	ND		5.2	2.6	ug/kg dry	1.00	10/15/09 14:16	PQ	9J15038	8260B
1,1-Dichloroethane	ND		5.2	0.26	ug/kg dry	1.00	10/15/09 14:16	PQ	9J15038	8260B
1,1-Dichloroethene	ND		5.2	0.64	ug/kg dry	1.00	10/15/09 14:16	PQ	9J15038	8260B
1,2,4-Trichlorobenzene	ND		5.2	0.32	ug/kg dry	1.00	10/15/09 14:16	PQ	9J15038	8260B
1,2,4-Trimethylbenzene	**110**		5.2	0.38	ug/kg dry	1.00	10/15/09 14:16	PQ	9J15038	8260B
1,2-Dibromo-3-chloropropane	ND		5.2	2.6	ug/kg dry	1.00	10/15/09 14:16	PQ	9J15038	8260B
1,2-Dibromoethane	ND		5.2	0.20	ug/kg dry	1.00	10/15/09 14:16	PQ	9J15038	8260B
1,2-Dichlorobenzene	ND		5.2	0.41	ug/kg dry	1.00	10/15/09 14:16	PQ	9J15038	8260B
1,2-Dichloroethane	ND		5.2	0.26	ug/kg dry	1.00	10/15/09 14:16	PQ	9J15038	8260B
1,2-Dichloropropane	ND		5.2	2.6	ug/kg dry	1.00	10/15/09 14:16	PQ	9J15038	8260B
1,3,5-Trimethylbenzene	**31**		5.2	0.34	ug/kg dry	1.00	10/15/09 14:16	PQ	9J15038	8260B
1,3-Dichlorobenzene	ND		5.2	0.27	ug/kg dry	1.00	10/15/09 14:16	PQ	9J15038	8260B
1,4-Dichlorobenzene	ND		5.2	0.73	ug/kg dry	1.00	10/15/09 14:16	PQ	9J15038	8260B
2-Butanone	ND		26	1.9	ug/kg dry	1.00	10/15/09 14:16	PQ	9J15038	8260B
2-Hexanone	ND		26	1.8	ug/kg dry	1.00	10/15/09 14:16	PQ	9J15038	8260B
p-Cymene	**12**		5.2	0.42	ug/kg dry	1.00	10/15/09 14:16	PQ	9J15038	8260B
4-Methyl-2-pentanone	ND		26	1.7	ug/kg dry	1.00	10/15/09 14:16	PQ	9J15038	8260B
Acetone	**35**		26	1.2	ug/kg dry	1.00	10/15/09 14:16	PQ	9J15038	8260B
Benzene	ND		5.2	0.26	ug/kg dry	1.00	10/15/09 14:16	PQ	9J15038	8260B
Bromodichloromethane	ND		5.2	0.27	ug/kg dry	1.00	10/15/09 14:16	PQ	9J15038	8260B
Bromoform	ND		5.2	2.6	ug/kg dry	1.00	10/15/09 14:16	PQ	9J15038	8260B
Bromomethane	ND		5.2	1.2	ug/kg dry	1.00	10/15/09 14:16	PQ	9J15038	8260B
Carbon disulfide	**4.9**	J	5.2	0.45	ug/kg dry	1.00	10/15/09 14:16	PQ	9J15038	8260B
Carbon Tetrachloride	ND		5.2	0.51	ug/kg dry	1.00	10/15/09 14:16	PQ	9J15038	8260B
Chlorobenzene	ND		5.2	0.69	ug/kg dry	1.00	10/15/09 14:16	PQ	9J15038	8260B
Dibromochloromethane	ND		5.2	0.29	ug/kg dry	1.00	10/15/09 14:16	PQ	9J15038	8260B
Chloroethane	ND		5.2	2.2	ug/kg dry	1.00	10/15/09 14:16	PQ	9J15038	8260B
Chloroform	ND		5.2	0.32	ug/kg dry	1.00	10/15/09 14:16	PQ	9J15038	8260B
Chloromethane	ND		5.2	0.32	ug/kg dry	1.00	10/15/09 14:16	PQ	9J15038	8260B
cis-1,2-Dichloroethene	ND		5.2	0.26	ug/kg dry	1.00	10/15/09 14:16	PQ	9J15038	8260B
cis-1,3-Dichloropropene	ND		5.2	0.30	ug/kg dry	1.00	10/15/09 14:16	PQ	9J15038	8260B
Cyclohexane	**15**		5.2	0.24	ug/kg dry	1.00	10/15/09 14:16	PQ	9J15038	8260B
Dichlorodifluoromethane	ND		5.2	0.43	ug/kg dry	1.00	10/15/09 14:16	PQ	9J15038	8260B
Ethylbenzene	**3.6**	J	5.2	0.36	ug/kg dry	1.00	10/15/09 14:16	PQ	9J15038	8260B
Isopropylbenzene	**4.6**	J	5.2	0.79	ug/kg dry	1.00	10/15/09 14:16	PQ	9J15038	8260B
Methyl Acetate	ND		5.2	0.28	ug/kg dry	1.00	10/15/09 14:16	PQ	9J15038	8260B
Methyl-t-Butyl Ether (MTBE)	ND		5.2	0.51	ug/kg dry	1.00	10/15/09 14:16	PQ	9J15038	8260B
Methylcyclohexane	**45**		5.2	0.34	ug/kg dry	1.00	10/15/09 14:16	PQ	9J15038	8260B
Methylene Chloride	**4.4**	J	5.2	1.0	ug/kg dry	1.00	10/15/09 14:16	PQ	9J15038	8260B
m-Xylene & p-Xylene	**15**		10	0.88	ug/kg dry	1.00	10/15/09 14:16	PQ	9J15038	8260B
n-Butylbenzene	ND		5.2	0.45	ug/kg dry	1.00	10/15/09 14:16	PQ	9J15038	8260B
n-Propylbenzene	**4.5**	J	5.2	0.42	ug/kg dry	1.00	10/15/09 14:16	PQ	9J15038	8260B
o-Xylene	**14**		5.2	0.68	ug/kg dry	1.00	10/15/09 14:16	PQ	9J15038	8260B
sec-Butylbenzene	**7.2**		5.2	0.45	ug/kg dry	1.00	10/15/09 14:16	PQ	9J15038	8260B
Styrene	ND		5.2	0.26	ug/kg dry	1.00	10/15/09 14:16	PQ	9J15038	8260B

Benchmark Environmental & Engineering Science
2558 Hamburg Turnpike, Suite 300
Lackawanna, NY 14218

SDG Number: RSJ0658

Project: Benchmark - Solsil site
Project Number: TURN-0002

Received: 10/09/09-10/14/09
Reported: 11/03/09 16:08

Analytical Report

Client ID: SB-8 (0-2) (RSJ0836-01 - Solid) - cont. **Sampled: 10/13/09 10:00** **Recvd: 10/14/09 09:50**

Analyte	Sample Result	Data Qualifiers	RL	MDL	Units	Dil Fac	Date Analyzed	Lab Tech	Batch	Method
Volatile Organic Compounds by EPA 8260B - cont.										
Tetrachloroethene	ND		5.2	0.70	ug/kg dry	1.00	10/15/09 14:16	PQ	9J15038	8260B
Toluene	**2.9**	J	5.2	0.40	ug/kg dry	1.00	10/15/09 14:16	PQ	9J15038	8260B
trans-1,2-Dichloroethene	ND		5.2	0.54	ug/kg dry	1.00	10/15/09 14:16	PQ	9J15038	8260B
trans-1,3-Dichloropropene	ND		5.2	0.26	ug/kg dry	1.00	10/15/09 14:16	PQ	9J15038	8260B
Trichloroethene	ND		5.2	0.36	ug/kg dry	1.00	10/15/09 14:16	PQ	9J15038	8260B
Trichlorofluoromethane	ND		5.2	0.49	ug/kg dry	1.00	10/15/09 14:16	PQ	9J15038	8260B
Vinyl chloride	ND		10	0.64	ug/kg dry	1.00	10/15/09 14:16	PQ	9J15038	8260B
Xylenes, total	**30**		10	0.88	ug/kg dry	1.00	10/15/09 14:16	PQ	9J15038	8260B
1,2-Dichloroethane-d4	*98 %*		*Surr Limits: (64-126%)*				*10/15/09 14:16*	*PQ*	*9J15038*	*8260B*
4-Bromofluorobenzene	*108 %*		*Surr Limits: (72-126%)*				*10/15/09 14:16*	*PQ*	*9J15038*	*8260B*
Toluene-d8	*122 %*		*Surr Limits: (71-125%)*				*10/15/09 14:16*	*PQ*	*9J15038*	*8260B*
Semivolatile Organics by GC/MS										
2,4,5-Trichlorophenol	ND		180	40	ug/kg dry	1.00	10/19/09 11:23	MKP	9J14124	8270C
2,4,6-Trichlorophenol	ND		180	12	ug/kg dry	1.00	10/19/09 11:23	MKP	9J14124	8270C
2,4-Dichlorophenol	ND		180	9.5	ug/kg dry	1.00	10/19/09 11:23	MKP	9J14124	8270C
2,4-Dimethylphenol	ND		180	49	ug/kg dry	1.00	10/19/09 11:23	MKP	9J14124	8270C
2,4-Dinitrophenol	ND		350	63	ug/kg dry	1.00	10/19/09 11:23	MKP	9J14124	8270C
2,4-Dinitrotoluene	ND		180	28	ug/kg dry	1.00	10/19/09 11:23	MKP	9J14124	8270C
2,6-Dinitrotoluene	ND		180	44	ug/kg dry	1.00	10/19/09 11:23	MKP	9J14124	8270C
2-Chloronaphthalene	ND		180	12	ug/kg dry	1.00	10/19/09 11:23	MKP	9J14124	8270C
2-Chlorophenol	ND		180	9.2	ug/kg dry	1.00	10/19/09 11:23	MKP	9J14124	8270C
2-Methylnaphthalene	**1200**		180	2.2	ug/kg dry	1.00	10/19/09 11:23	MKP	9J14124	8270C
2-Methylphenol	ND		180	5.6	ug/kg dry	1.00	10/19/09 11:23	MKP	9J14124	8270C
2-Nitroaniline	ND		350	58	ug/kg dry	1.00	10/19/09 11:23	MKP	9J14124	8270C
2-Nitrophenol	ND		180	8.3	ug/kg dry	1.00	10/19/09 11:23	MKP	9J14124	8270C
3,3'-Dichlorobenzidine	ND		180	160	ug/kg dry	1.00	10/19/09 11:23	MKP	9J14124	8270C
3-Nitroaniline	ND		350	42	ug/kg dry	1.00	10/19/09 11:23	MKP	9J14124	8270C
4,6-Dinitro-2-methylphenol	ND		350	63	ug/kg dry	1.00	10/19/09 11:23	MKP	9J14124	8270C
4-Bromophenyl phenyl ether	ND		180	58	ug/kg dry	1.00	10/19/09 11:23	MKP	9J14124	8270C
4-Chloro-3-methylphenol	ND		180	7.5	ug/kg dry	1.00	10/19/09 11:23	MKP	9J14124	8270C
4-Chloroaniline	ND		180	53	ug/kg dry	1.00	10/19/09 11:23	MKP	9J14124	8270C
4-Chlorophenyl phenyl ether	ND		180	3.9	ug/kg dry	1.00	10/19/09 11:23	MKP	9J14124	8270C
4-Methylphenol	ND		180	10	ug/kg dry	1.00	10/19/09 11:23	MKP	9J14124	8270C
4-Nitroaniline	ND		350	20	ug/kg dry	1.00	10/19/09 11:23	MKP	9J14124	8270C
4-Nitrophenol	ND		350	44	ug/kg dry	1.00	10/19/09 11:23	MKP	9J14124	8270C
Acenaphthene	**96**	J	180	2.1	ug/kg dry	1.00	10/19/09 11:23	MKP	9J14124	8270C
Acenaphthylene	ND		180	1.5	ug/kg dry	1.00	10/19/09 11:23	MKP	9J14124	8270C
Acetophenone	ND		180	9.3	ug/kg dry	1.00	10/19/09 11:23	MKP	9J14124	8270C
Anthracene	ND		180	4.6	ug/kg dry	1.00	10/19/09 11:23	MKP	9J14124	8270C
Atrazine	ND		180	8.1	ug/kg dry	1.00	10/19/09 11:23	MKP	9J14124	8270C
Benzaldehyde	ND		180	20	ug/kg dry	1.00	10/19/09 11:23	MKP	9J14124	8270C
Benzo(a)anthracene	**68**	J	180	3.1	ug/kg dry	1.00	10/19/09 11:23	MKP	9J14124	8270C
Benzo(a)pyrene	**61**	J	180	4.4	ug/kg dry	1.00	10/19/09 11:23	MKP	9J14124	8270C
Benzo(b)fluoranthene	**110**	J	180	3.5	ug/kg dry	1.00	10/19/09 11:23	MKP	9J14124	8270C
Benzo(ghi)perylene	**59**	J	180	2.2	ug/kg dry	1.00	10/19/09 11:23	MKP	9J14124	8270C
Benzo(k)fluoranthene	ND		180	2.0	ug/kg dry	1.00	10/19/09 11:23	MKP	9J14124	8270C

Benchmark Environmental & Engineering Science
2558 Hamburg Turnpike, Suite 300
Lackawanna, NY 14218

SDG Number: RSJ0658

Project: Benchmark - Solsil site
Project Number: TURN-0002

Received: 10/09/09-10/14/09
Reported: 11/03/09 16:08

Analytical Report

Analyte	Sample Result	Data Qualifiers	RL	MDL	Units	Dil Fac	Date Analyzed	Lab Tech	Batch	Method
Client ID: SB-8 (0-2) (RSJ0836-01 - Solid) - cont.						**Sampled: 10/13/09 10:00**		**Recvd: 10/14/09 09:50**		
Semivolatile Organics by GC/MS - cont.										
Biphenyl	**41**	J	180	11	ug/kg dry	1.00	10/19/09 11:23	MKP	9J14124	8270C
Bis(2-chloroethoxy)methane	ND		180	9.9	ug/kg dry	1.00	10/19/09 11:23	MKP	9J14124	8270C
Bis(2-chloroethyl)ether	ND		180	16	ug/kg dry	1.00	10/19/09 11:23	MKP	9J14124	8270C
2,2'-Oxybis(1-Chloropropane)	ND		180	19	ug/kg dry	1.00	10/19/09 11:23	MKP	9J14124	8270C
Bis(2-ethylhexyl) phthalate	**81**	J	180	58	ug/kg dry	1.00	10/19/09 11:23	MKP	9J14124	8270C
Butyl benzyl phthalate	ND		180	49	ug/kg dry	1.00	10/19/09 11:23	MKP	9J14124	8270C
Caprolactam	ND		180	78	ug/kg dry	1.00	10/19/09 11:23	MKP	9J14124	8270C
Carbazole	ND		180	2.1	ug/kg dry	1.00	10/19/09 11:23	MKP	9J14124	8270C
Chrysene	**120**	J	180	1.8	ug/kg dry	1.00	10/19/09 11:23	MKP	9J14124	8270C
Dibenzo(a,h)anthracene	ND		180	2.1	ug/kg dry	1.00	10/19/09 11:23	MKP	9J14124	8270C
Dibenzofuran	ND		180	1.9	ug/kg dry	1.00	10/19/09 11:23	MKP	9J14124	8270C
Diethyl phthalate	ND		180	5.5	ug/kg dry	1.00	10/19/09 11:23	MKP	9J14124	8270C
Dimethyl phthalate	ND		180	4.7	ug/kg dry	1.00	10/19/09 11:23	MKP	9J14124	8270C
Di-n-butyl phthalate	ND		180	63	ug/kg dry	1.00	10/19/09 11:23	MKP	9J14124	8270C
Di-n-octyl phthalate	ND		180	4.2	ug/kg dry	1.00	10/19/09 11:23	MKP	9J14124	8270C
Fluoranthene	**140**	J	180	2.6	ug/kg dry	1.00	10/19/09 11:23	MKP	9J14124	8270C
Fluorene	**210**		180	4.2	ug/kg dry	1.00	10/19/09 11:23	MKP	9J14124	8270C
Hexachlorobenzene	ND		180	9.0	ug/kg dry	1.00	10/19/09 11:23	MKP	9J14124	8270C
Hexachlorobutadiene	ND		180	9.3	ug/kg dry	1.00	10/19/09 11:23	MKP	9J14124	8270C
Hexachlorocyclopentadiene	ND		180	55	ug/kg dry	1.00	10/19/09 11:23	MKP	9J14124	8270C
Hexachloroethane	ND		180	14	ug/kg dry	1.00	10/19/09 11:23	MKP	9J14124	8270C
Indeno(1,2,3-cd)pyrene	ND		180	5.0	ug/kg dry	1.00	10/19/09 11:23	MKP	9J14124	8270C
Isophorone	ND		180	9.1	ug/kg dry	1.00	10/19/09 11:23	MKP	9J14124	8270C
Naphthalene	**270**		180	3.0	ug/kg dry	1.00	10/19/09 11:23	MKP	9J14124	8270C
Nitrobenzene	ND		180	8.0	ug/kg dry	1.00	10/19/09 11:23	MKP	9J14124	8270C
N-Nitrosodi-n-propylamine	ND		180	14	ug/kg dry	1.00	10/19/09 11:23	MKP	9J14124	8270C
N-Nitrosodiphenylamine	ND		180	9.9	ug/kg dry	1.00	10/19/09 11:23	MKP	9J14124	8270C
Pentachlorophenol	ND		350	62	ug/kg dry	1.00	10/19/09 11:23	MKP	9J14124	8270C
Phenanthrene	**500**		180	3.8	ug/kg dry	1.00	10/19/09 11:23	MKP	9J14124	8270C
Phenol	ND		180	19	ug/kg dry	1.00	10/19/09 11:23	MKP	9J14124	8270C
Pyrene	**130**	J	180	1.2	ug/kg dry	1.00	10/19/09 11:23	MKP	9J14124	8270C
2,4,6-Tribromophenol	*82 %*		*Surr Limits: (39-146%)*				*10/19/09 11:23*	*MKP*	*9J14124*	*8270C*
2-Fluorobiphenyl	*83 %*		*Surr Limits: (37-120%)*				*10/19/09 11:23*	*MKP*	*9J14124*	*8270C*
2-Fluorophenol	*65 %*		*Surr Limits: (18-120%)*				*10/19/09 11:23*	*MKP*	*9J14124*	*8270C*
Nitrobenzene-d5	*74 %*		*Surr Limits: (34-132%)*				*10/19/09 11:23*	*MKP*	*9J14124*	*8270C*
Phenol-d5	*72 %*		*Surr Limits: (11-120%)*				*10/19/09 11:23*	*MKP*	*9J14124*	*8270C*
p-Terphenyl-d14	*75 %*		*Surr Limits: (58-147%)*				*10/19/09 11:23*	*MKP*	*9J14124*	*8270C*
Polychlorinated Biphenyls by EPA Method 8082										
Aroclor 1016	ND	QSU	18	3.4	ug/kg dry	1.00	10/17/09 08:59	SCH	9J14120	8082
Aroclor 1221	ND	QSU	18	3.4	ug/kg dry	1.00	10/17/09 08:59	SCH	9J14120	8082
Aroclor 1232	ND	QSU	18	3.4	ug/kg dry	1.00	10/17/09 08:59	SCH	9J14120	8082
Aroclor 1242	ND	QSU	18	3.8	ug/kg dry	1.00	10/17/09 08:59	SCH	9J14120	8082
Aroclor 1248	ND	QSU	18	3.5	ug/kg dry	1.00	10/17/09 08:59	SCH	9J14120	8082
Aroclor 1254	**72**	QSU	18	3.7	ug/kg dry	1.00	10/17/09 08:59	SCH	9J14120	8082
Aroclor 1260	ND	QSU	18	3.7	ug/kg dry	1.00	10/17/09 08:59	SCH	9J14120	8082

Benchmark Environmental & Engineering Science
2558 Hamburg Turnpike, Suite 300
Lackawanna, NY 14218

SDG Number: RSJ0658

Project: Benchmark - Solsil site
Project Number: TURN-0002

Received: 10/09/09-10/14/09
Reported: 11/03/09 16:08

Analytical Report

Client ID: SB-8 (0-2) (RSJ0836-01 - Solid) - cont. **Sampled: 10/13/09 10:00** **Recvd: 10/14/09 09:50**

Analyte	Sample Result	Data Qualifiers	RL	MDL	Units	Dil Fac	Date Analyzed	Lab Tech	Batch	Method
Polychlorinated Biphenyls by EPA Method 8082 - cont.										
Decachlorobiphenyl	*95 %*	*QSU*	*Surr Limits: (34-148%)*				*10/17/09 08:59*	*SCH*	*9J14120*	*8082*
Tetrachloro-m-xylene	*65 %*	*QSU*	*Surr Limits: (35-134%)*				*10/17/09 08:59*	*SCH*	*9J14120*	*8082*
Total Metals by SW 846 Series Methods										
Aluminum	**7850**		10.9	NR	mg/kg dry	1.00	10/16/09 00:46	DAN	9J15012	6010B
Antimony	ND		16.3	NR	mg/kg dry	1.00	10/16/09 00:46	DAN	9J15012	6010B
Arsenic	**10.0**		2.2	NR	mg/kg dry	1.00	10/16/09 00:46	DAN	9J15012	6010B
Barium	**53.3**		0.543	NR	mg/kg dry	1.00	10/16/09 00:46	DAN	9J15012	6010B
Beryllium	**0.505**		0.217	NR	mg/kg dry	1.00	10/16/09 00:46	DAN	9J15012	6010B
Cadmium	ND		0.217	NR	mg/kg dry	1.00	10/16/09 00:46	DAN	9J15012	6010B
Calcium	**10600**		54.3	NR	mg/kg dry	1.00	10/16/09 00:46	DAN	9J15012	6010B
Chromium	**141**		0.543	NR	mg/kg dry	1.00	10/16/09 00:46	DAN	9J15012	6010B
Cobalt	**12.3**		0.543	NR	mg/kg dry	1.00	10/16/09 00:46	DAN	9J15012	6010B
Copper	**93.1**		1.1	NR	mg/kg dry	1.00	10/16/09 00:46	DAN	9J15012	6010B
Iron	**95700**	D08	54.3	NR	mg/kg dry	5.00	10/16/09 12:11	AMH	9J15012	6010B
Lead	**58.8**		1.1	NR	mg/kg dry	1.00	10/16/09 00:46	DAN	9J15012	6010B
Magnesium	**4740**		21.7	NR	mg/kg dry	1.00	10/16/09 00:46	DAN	9J15012	6010B
Manganese	**1610**		0.2	NR	mg/kg dry	1.00	10/16/09 00:46	DAN	9J15012	6010B
Nickel	**127**		5.43	NR	mg/kg dry	1.00	10/16/09 00:46	DAN	9J15012	6010B
Potassium	**810**		32.6	NR	mg/kg dry	1.00	10/16/09 00:46	DAN	9J15012	6010B
Selenium	ND		4.3	NR	mg/kg dry	1.00	10/16/09 00:46	DAN	9J15012	6010B
Silver	ND		0.543	NR	mg/kg dry	1.00	10/16/09 00:46	DAN	9J15012	6010B
Sodium	ND		152	NR	mg/kg dry	1.00	10/16/09 00:46	DAN	9J15012	6010B
Thallium	**9.5**		6.5	NR	mg/kg dry	1.00	10/16/09 00:46	DAN	9J15012	6010B
Vanadium	**16.4**		0.543	NR	mg/kg dry	1.00	10/16/09 00:46	DAN	9J15012	6010B
Zinc	**68.1**		2.2	NR	mg/kg dry	1.00	10/16/09 00:46	DAN	9J15012	6010B
Mercury	**0.178**		0.0205	NR	mg/kg dry	1.00	10/15/09 15:42	MXM	9J15033	7471A
General Chemistry Parameters										
Percent Solids	**93**		0.010	NR	%	1.00	10/15/09 16:08	JR	9J15042	Dry Weight

Benchmark Environmental & Engineering Science
2558 Hamburg Turnpike, Suite 300
Lackawanna, NY 14218

SDG Number: RSJ0658

Project: Benchmark - Solsil site
Project Number: TURN-0002

Received: 10/09/09-10/14/09
Reported: 11/03/09 16:08

Analytical Report

Client ID: SB-9 (4-8) (RSJ0836-02 - Solid) **Sampled: 10/13/09 11:30** **Recvd: 10/14/09 09:50**

Semivolatile Organics by GC/MS

Analyte	Sample Result	Data Qualifiers	RL	MDL	Units	Dil Fac	Date Analyzed	Lab Tech	Batch	Method
2,4,5-Trichlorophenol	ND		190	42	ug/kg dry	1.00	10/19/09 11:47	MKP	9J14124	8270C
2,4,6-Trichlorophenol	ND		190	13	ug/kg dry	1.00	10/19/09 11:47	MKP	9J14124	8270C
2,4-Dichlorophenol	ND		190	10	ug/kg dry	1.00	10/19/09 11:47	MKP	9J14124	8270C
2,4-Dimethylphenol	ND		190	52	ug/kg dry	1.00	10/19/09 11:47	MKP	9J14124	8270C
2,4-Dinitrophenol	ND		380	67	ug/kg dry	1.00	10/19/09 11:47	MKP	9J14124	8270C
2,4-Dinitrotoluene	ND		190	30	ug/kg dry	1.00	10/19/09 11:47	MKP	9J14124	8270C
2,6-Dinitrotoluene	ND		190	47	ug/kg dry	1.00	10/19/09 11:47	MKP	9J14124	8270C
2-Chloronaphthalene	ND		190	13	ug/kg dry	1.00	10/19/09 11:47	MKP	9J14124	8270C
2-Chlorophenol	ND		190	9.8	ug/kg dry	1.00	10/19/09 11:47	MKP	9J14124	8270C
2-Methylnaphthalene	ND		190	2.3	ug/kg dry	1.00	10/19/09 11:47	MKP	9J14124	8270C
2-Methylphenol	ND		190	5.9	ug/kg dry	1.00	10/19/09 11:47	MKP	9J14124	8270C
2-Nitroaniline	ND		380	62	ug/kg dry	1.00	10/19/09 11:47	MKP	9J14124	8270C
2-Nitrophenol	ND		190	8.8	ug/kg dry	1.00	10/19/09 11:47	MKP	9J14124	8270C
3,3'-Dichlorobenzidine	ND		190	170	ug/kg dry	1.00	10/19/09 11:47	MKP	9J14124	8270C
3-Nitroaniline	ND		380	44	ug/kg dry	1.00	10/19/09 11:47	MKP	9J14124	8270C
4,6-Dinitro-2-methylphenol	ND		380	66	ug/kg dry	1.00	10/19/09 11:47	MKP	9J14124	8270C
4-Bromophenyl phenyl ether	ND		190	61	ug/kg dry	1.00	10/19/09 11:47	MKP	9J14124	8270C
4-Chloro-3-methylphenol	ND		190	7.9	ug/kg dry	1.00	10/19/09 11:47	MKP	9J14124	8270C
4-Chloroaniline	ND		190	56	ug/kg dry	1.00	10/19/09 11:47	MKP	9J14124	8270C
4-Chlorophenyl phenyl ether	ND		190	4.1	ug/kg dry	1.00	10/19/09 11:47	MKP	9J14124	8270C
4-Methylphenol	ND		190	11	ug/kg dry	1.00	10/19/09 11:47	MKP	9J14124	8270C
4-Nitroaniline	ND		380	21	ug/kg dry	1.00	10/19/09 11:47	MKP	9J14124	8270C
4-Nitrophenol	ND		380	47	ug/kg dry	1.00	10/19/09 11:47	MKP	9J14124	8270C
Acenaphthene	ND		190	2.3	ug/kg dry	1.00	10/19/09 11:47	MKP	9J14124	8270C
Acenaphthylene	ND		190	1.6	ug/kg dry	1.00	10/19/09 11:47	MKP	9J14124	8270C
Acetophenone	ND		190	9.9	ug/kg dry	1.00	10/19/09 11:47	MKP	9J14124	8270C
Anthracene	ND		190	4.9	ug/kg dry	1.00	10/19/09 11:47	MKP	9J14124	8270C
Atrazine	ND		190	8.5	ug/kg dry	1.00	10/19/09 11:47	MKP	9J14124	8270C
Benzaldehyde	ND		190	21	ug/kg dry	1.00	10/19/09 11:47	MKP	9J14124	8270C
Benzo(a)anthracene	ND		190	3.3	ug/kg dry	1.00	10/19/09 11:47	MKP	9J14124	8270C
Benzo(a)pyrene	ND		190	4.6	ug/kg dry	1.00	10/19/09 11:47	MKP	9J14124	8270C
Benzo(b)fluoranthene	ND		190	3.7	ug/kg dry	1.00	10/19/09 11:47	MKP	9J14124	8270C
Benzo(ghi)perylene	ND		190	2.3	ug/kg dry	1.00	10/19/09 11:47	MKP	9J14124	8270C
Benzo(k)fluoranthene	ND		190	2.1	ug/kg dry	1.00	10/19/09 11:47	MKP	9J14124	8270C
Biphenyl	ND		190	12	ug/kg dry	1.00	10/19/09 11:47	MKP	9J14124	8270C
Bis(2-chloroethoxy)methane	ND		190	10	ug/kg dry	1.00	10/19/09 11:47	MKP	9J14124	8270C
Bis(2-chloroethyl)ether	ND		190	17	ug/kg dry	1.00	10/19/09 11:47	MKP	9J14124	8270C
2,2'-Oxybis(1-Chloropropane)	ND		190	20	ug/kg dry	1.00	10/19/09 11:47	MKP	9J14124	8270C
Bis(2-ethylhexyl) phthalate	**71**	J	190	62	ug/kg dry	1.00	10/19/09 11:47	MKP	9J14124	8270C
Butyl benzyl phthalate	ND		190	52	ug/kg dry	1.00	10/19/09 11:47	MKP	9J14124	8270C
Caprolactam	ND		190	83	ug/kg dry	1.00	10/19/09 11:47	MKP	9J14124	8270C
Carbazole	ND		190	2.2	ug/kg dry	1.00	10/19/09 11:47	MKP	9J14124	8270C
Chrysene	ND		190	1.9	ug/kg dry	1.00	10/19/09 11:47	MKP	9J14124	8270C
Dibenzo(a,h)anthracene	ND		190	2.3	ug/kg dry	1.00	10/19/09 11:47	MKP	9J14124	8270C
Dibenzofuran	ND		190	2.0	ug/kg dry	1.00	10/19/09 11:47	MKP	9J14124	8270C
Diethyl phthalate	ND		190	5.8	ug/kg dry	1.00	10/19/09 11:47	MKP	9J14124	8270C

Benchmark Environmental & Engineering Science
2558 Hamburg Turnpike, Suite 300
Lackawanna, NY 14218

SDG Number: RSJ0658

Project: Benchmark - Solsil site
Project Number: TURN-0002

Received: 10/09/09-10/14/09
Reported: 11/03/09 16:08

Analytical Report

Analyte	Sample Result	Data Qualifiers	RL	MDL	Units	Dil Fac	Date Analyzed	Lab Tech	Batch	Method
Client ID: SB-9 (4-8) (RSJ0836-02 - Solid) - cont.							**Sampled: 10/13/09 11:30**		**Recvd: 10/14/09 09:50**	
Semivolatile Organics by GC/MS - cont.										
Dimethyl phthalate	ND		190	5.0	ug/kg dry	1.00	10/19/09 11:47	MKP	9J14124	8270C
Di-n-butyl phthalate	ND		190	66	ug/kg dry	1.00	10/19/09 11:47	MKP	9J14124	8270C
Di-n-octyl phthalate	ND		190	4.5	ug/kg dry	1.00	10/19/09 11:47	MKP	9J14124	8270C
Fluoranthene	ND		190	2.8	ug/kg dry	1.00	10/19/09 11:47	MKP	9J14124	8270C
Fluorene	ND		190	4.4	ug/kg dry	1.00	10/19/09 11:47	MKP	9J14124	8270C
Hexachlorobenzene	ND		190	9.5	ug/kg dry	1.00	10/19/09 11:47	MKP	9J14124	8270C
Hexachlorobutadiene	ND		190	9.8	ug/kg dry	1.00	10/19/09 11:47	MKP	9J14124	8270C
Hexachlorocyclopentadiene	ND		190	58	ug/kg dry	1.00	10/19/09 11:47	MKP	9J14124	8270C
Hexachloroethane	ND		190	15	ug/kg dry	1.00	10/19/09 11:47	MKP	9J14124	8270C
Indeno(1,2,3-cd)pyrene	ND		190	5.3	ug/kg dry	1.00	10/19/09 11:47	MKP	9J14124	8270C
Isophorone	ND		190	9.6	ug/kg dry	1.00	10/19/09 11:47	MKP	9J14124	8270C
Naphthalene	ND		190	3.2	ug/kg dry	1.00	10/19/09 11:47	MKP	9J14124	8270C
Nitrobenzene	ND		190	8.5	ug/kg dry	1.00	10/19/09 11:47	MKP	9J14124	8270C
N-Nitrosodi-n-propylamine	ND		190	15	ug/kg dry	1.00	10/19/09 11:47	MKP	9J14124	8270C
N-Nitrosodiphenylamine	ND	L	190	10	ug/kg dry	1.00	10/19/09 11:47	MKP	9J14124	8270C
Pentachlorophenol	ND		380	66	ug/kg dry	1.00	10/19/09 11:47	MKP	9J14124	8270C
Phenanthrene	ND		190	4.0	ug/kg dry	1.00	10/19/09 11:47	MKP	9J14124	8270C
Phenol	ND		190	20	ug/kg dry	1.00	10/19/09 11:47	MKP	9J14124	8270C
Pyrene	ND		190	1.2	ug/kg dry	1.00	10/19/09 11:47	MKP	9J14124	8270C
2,4,6-Tribromophenol	*86 %*		*Surr Limits: (39-146%)*				*10/19/09 11:47*	*MKP*	*9J14124*	*8270C*
2-Fluorobiphenyl	*83 %*		*Surr Limits: (37-120%)*				*10/19/09 11:47*	*MKP*	*9J14124*	*8270C*
2-Fluorophenol	*74 %*		*Surr Limits: (18-120%)*				*10/19/09 11:47*	*MKP*	*9J14124*	*8270C*
Nitrobenzene-d5	*78 %*		*Surr Limits: (34-132%)*				*10/19/09 11:47*	*MKP*	*9J14124*	*8270C*
Phenol-d5	*78 %*		*Surr Limits: (11-120%)*				*10/19/09 11:47*	*MKP*	*9J14124*	*8270C*
p-Terphenyl-d14	*79 %*		*Surr Limits: (58-147%)*				*10/19/09 11:47*	*MKP*	*9J14124*	*8270C*
Polychlorinated Biphenyls by EPA Method 8082										
Aroclor 1016	ND		19	3.8	ug/kg dry	1.00	10/17/09 09:14	SCH	9J14120	8082
Aroclor 1221	ND		19	3.8	ug/kg dry	1.00	10/17/09 09:14	SCH	9J14120	8082
Aroclor 1232	ND		19	3.8	ug/kg dry	1.00	10/17/09 09:14	SCH	9J14120	8082
Aroclor 1242	ND		19	4.2	ug/kg dry	1.00	10/17/09 09:14	SCH	9J14120	8082
Aroclor 1248	ND		19	3.8	ug/kg dry	1.00	10/17/09 09:14	SCH	9J14120	8082
Aroclor 1254	ND		19	4.1	ug/kg dry	1.00	10/17/09 09:14	SCH	9J14120	8082
Aroclor 1260	ND		19	4.1	ug/kg dry	1.00	10/17/09 09:14	SCH	9J14120	8082
Decachlorobiphenyl	*95 %*		*Surr Limits: (34-148%)*				*10/17/09 09:14*	*SCH*	*9J14120*	*8082*
Tetrachloro-m-xylene	*88 %*		*Surr Limits: (35-134%)*				*10/17/09 09:14*	*SCH*	*9J14120*	*8082*
Total Metals by SW 846 Series Methods										
Aluminum	**10500**		11.9	NR	mg/kg dry	1.00	10/16/09 00:52	DAN	9J15012	6010B
Antimony	ND		17.8	NR	mg/kg dry	1.00	10/16/09 00:52	DAN	9J15012	6010B
Arsenic	**2.6**		2.4	NR	mg/kg dry	1.00	10/16/09 00:52	DAN	9J15012	6010B
Barium	**108**		0.595	NR	mg/kg dry	1.00	10/16/09 00:52	DAN	9J15012	6010B
Beryllium	**0.581**		0.238	NR	mg/kg dry	1.00	10/16/09 00:52	DAN	9J15012	6010B
Cadmium	ND		0.238	NR	mg/kg dry	1.00	10/16/09 00:52	DAN	9J15012	6010B
Calcium	**110000**	D08	297	NR	mg/kg dry	5.00	10/16/09 12:16	AMH	9J15012	6010B
Chromium	**13.8**		0.595	NR	mg/kg dry	1.00	10/16/09 00:52	DAN	9J15012	6010B
Cobalt	**8.77**		0.595	NR	mg/kg dry	1.00	10/16/09 00:52	DAN	9J15012	6010B

Benchmark Environmental & Engineering Science
2558 Hamburg Turnpike, Suite 300
Lackawanna, NY 14218

SDG Number: RSJ0658

Project: Benchmark - Solsil site
Project Number: TURN-0002

Received: 10/09/09-10/14/09
Reported: 11/03/09 16:08

Analytical Report

Client ID: SB-9 (4-8) (RSJ0836-02 - Solid) - cont. **Sampled: 10/13/09 11:30** **Recvd: 10/14/09 09:50**

Analyte	Sample Result	Data Qualifiers	RL	MDL	Units	Dil Fac	Date Analyzed	Lab Tech	Batch	Method
Total Metals by SW 846 Series Methods - cont.										
Copper	**19.8**		1.2	NR	mg/kg dry	1.00	10/16/09 00:52	DAN	9J15012	6010B
Iron	**16500**		11.9	NR	mg/kg dry	1.00	10/16/09 00:52	DAN	9J15012	6010B
Lead	**5.7**		1.2	NR	mg/kg dry	1.00	10/16/09 00:52	DAN	9J15012	6010B
Magnesium	**8200**		23.8	NR	mg/kg dry	1.00	10/16/09 00:52	DAN	9J15012	6010B
Manganese	**727**		0.2	NR	mg/kg dry	1.00	10/16/09 00:52	DAN	9J15012	6010B
Nickel	**19.5**		5.95	NR	mg/kg dry	1.00	10/16/09 00:52	DAN	9J15012	6010B
Potassium	**2160**		35.7	NR	mg/kg dry	1.00	10/16/09 00:52	DAN	9J15012	6010B
Selenium	ND		4.8	NR	mg/kg dry	1.00	10/16/09 00:52	DAN	9J15012	6010B
Silver	ND		0.595	NR	mg/kg dry	1.00	10/16/09 00:52	DAN	9J15012	6010B
Sodium	**287**		166	NR	mg/kg dry	1.00	10/16/09 00:52	DAN	9J15012	6010B
Thallium	ND		7.1	NR	mg/kg dry	1.00	10/16/09 00:52	DAN	9J15012	6010B
Vanadium	**20.5**		0.595	NR	mg/kg dry	1.00	10/16/09 00:52	DAN	9J15012	6010B
Zinc	**37.5**		2.4	NR	mg/kg dry	1.00	10/16/09 00:52	DAN	9J15012	6010B
Mercury	ND		0.0239	NR	mg/kg dry	1.00	10/15/09 15:48	MXM	9J15033	7471A
General Chemistry Parameters										
Percent Solids	**86**		0.010	NR	%	1.00	10/15/09 16:10	JR	9J15042	Dry Weight

Benchmark Environmental & Engineering Science
2558 Hamburg Turnpike, Suite 300
Lackawanna, NY 14218

SDG Number: RSJ0658

Project: Benchmark - Solsil site
Project Number: TURN-0002

Received: 10/09/09-10/14/09
Reported: 11/03/09 16:08

Analytical Report

Client ID: SED-1 (RSJ0706-01 - Solid) — **Sampled: 10/09/09** — **Recvd: 10/09/09 16:20**

Volatile Organic Compounds by EPA 8260B

Analyte	Sample Result	Data Qualifiers	RL	MDL	Units	Dil Fac	Date Analyzed	Lab Tech	Batch	Method
1,1,1-Trichloroethane	ND		5.6	0.41	ug/kg dry	1.00	10/13/09 22:15	CDC	9J13102	8260B
1,1,2,2-Tetrachloroethane	ND		5.6	0.91	ug/kg dry	1.00	10/13/09 22:15	CDC	9J13102	8260B
1,1,2-Trichloroethane	ND		5.6	0.28	ug/kg dry	1.00	10/13/09 22:15	CDC	9J13102	8260B
1,1,2-Trichloro-1,2,2-trifluoroethane	ND		5.6	2.8	ug/kg dry	1.00	10/13/09 22:15	CDC	9J13102	8260B
1,1-Dichloroethane	ND		5.6	0.28	ug/kg dry	1.00	10/13/09 22:15	CDC	9J13102	8260B
1,1-Dichloroethene	ND		5.6	0.69	ug/kg dry	1.00	10/13/09 22:15	CDC	9J13102	8260B
1,2,4-Trichlorobenzene	ND		5.6	0.34	ug/kg dry	1.00	10/13/09 22:15	CDC	9J13102	8260B
1,2,4-Trimethylbenzene	ND		5.6	0.41	ug/kg dry	1.00	10/13/09 22:15	CDC	9J13102	8260B
1,2-Dibromo-3-chloropropane	ND		5.6	2.8	ug/kg dry	1.00	10/13/09 22:15	CDC	9J13102	8260B
1,2-Dibromoethane	ND		5.6	0.21	ug/kg dry	1.00	10/13/09 22:15	CDC	9J13102	8260B
1,2-Dichlorobenzene	ND		5.6	0.44	ug/kg dry	1.00	10/13/09 22:15	CDC	9J13102	8260B
1,2-Dichloroethane	ND		5.6	0.28	ug/kg dry	1.00	10/13/09 22:15	CDC	9J13102	8260B
1,2-Dichloropropane	ND		5.6	2.8	ug/kg dry	1.00	10/13/09 22:15	CDC	9J13102	8260B
1,3,5-Trimethylbenzene	ND		5.6	0.36	ug/kg dry	1.00	10/13/09 22:15	CDC	9J13102	8260B
1,3-Dichlorobenzene	ND		5.6	0.29	ug/kg dry	1.00	10/13/09 22:15	CDC	9J13102	8260B
1,4-Dichlorobenzene	ND		5.6	0.79	ug/kg dry	1.00	10/13/09 22:15	CDC	9J13102	8260B
2-Butanone	ND		28	2.1	ug/kg dry	1.00	10/13/09 22:15	CDC	9J13102	8260B
2-Hexanone	ND		28	2.0	ug/kg dry	1.00	10/13/09 22:15	CDC	9J13102	8260B
p-Cymene	ND		5.6	0.45	ug/kg dry	1.00	10/13/09 22:15	CDC	9J13102	8260B
4-Methyl-2-pentanone	ND		28	1.8	ug/kg dry	1.00	10/13/09 22:15	CDC	9J13102	8260B
Acetone	ND		28	1.2	ug/kg dry	1.00	10/13/09 22:15	CDC	9J13102	8260B
Benzene	ND		5.6	0.27	ug/kg dry	1.00	10/13/09 22:15	CDC	9J13102	8260B
Bromodichloromethane	ND		5.6	0.29	ug/kg dry	1.00	10/13/09 22:15	CDC	9J13102	8260B
Bromoform	ND		5.6	2.8	ug/kg dry	1.00	10/13/09 22:15	CDC	9J13102	8260B
Bromomethane	ND		5.6	1.2	ug/kg dry	1.00	10/13/09 22:15	CDC	9J13102	8260B
Carbon disulfide	ND		5.6	0.48	ug/kg dry	1.00	10/13/09 22:15	CDC	9J13102	8260B
Carbon Tetrachloride	ND		5.6	0.54	ug/kg dry	1.00	10/13/09 22:15	CDC	9J13102	8260B
Chlorobenzene	ND		5.6	0.74	ug/kg dry	1.00	10/13/09 22:15	CDC	9J13102	8260B
Dibromochloromethane	ND		5.6	0.31	ug/kg dry	1.00	10/13/09 22:15	CDC	9J13102	8260B
Chloroethane	ND		5.6	2.3	ug/kg dry	1.00	10/13/09 22:15	CDC	9J13102	8260B
Chloroform	ND		5.6	0.35	ug/kg dry	1.00	10/13/09 22:15	CDC	9J13102	8260B
Chloromethane	ND		5.6	0.34	ug/kg dry	1.00	10/13/09 22:15	CDC	9J13102	8260B
cis-1,2-Dichloroethene	ND		5.6	0.28	ug/kg dry	1.00	10/13/09 22:15	CDC	9J13102	8260B
cis-1,3-Dichloropropene	ND		5.6	0.32	ug/kg dry	1.00	10/13/09 22:15	CDC	9J13102	8260B
Cyclohexane	ND		5.6	0.26	ug/kg dry	1.00	10/13/09 22:15	CDC	9J13102	8260B
Dichlorodifluoromethane	ND		5.6	0.46	ug/kg dry	1.00	10/13/09 22:15	CDC	9J13102	8260B
Ethylbenzene	ND		5.6	0.39	ug/kg dry	1.00	10/13/09 22:15	CDC	9J13102	8260B
Isopropylbenzene	ND		5.6	0.85	ug/kg dry	1.00	10/13/09 22:15	CDC	9J13102	8260B
Methyl Acetate	ND		5.6	0.30	ug/kg dry	1.00	10/13/09 22:15	CDC	9J13102	8260B
Methyl-t-Butyl Ether (MTBE)	ND		5.6	0.55	ug/kg dry	1.00	10/13/09 22:15	CDC	9J13102	8260B
Methylcyclohexane	ND		5.6	0.36	ug/kg dry	1.00	10/13/09 22:15	CDC	9J13102	8260B
Methylene Chloride	**6.1**	B	5.6	1.1	ug/kg dry	1.00	10/13/09 22:15	CDC	9J13102	8260B
m-Xylene & p-Xylene	ND		11	0.94	ug/kg dry	1.00	10/13/09 22:15	CDC	9J13102	8260B
n-Butylbenzene	ND		5.6	0.49	ug/kg dry	1.00	10/13/09 22:15	CDC	9J13102	8260B
n-Propylbenzene	ND		5.6	0.45	ug/kg dry	1.00	10/13/09 22:15	CDC	9J13102	8260B
o-Xylene	ND		5.6	0.73	ug/kg dry	1.00	10/13/09 22:15	CDC	9J13102	8260B
sec-Butylbenzene	ND		5.6	0.49	ug/kg dry	1.00	10/13/09 22:15	CDC	9J13102	8260B
Styrene	ND		5.6	0.28	ug/kg dry	1.00	10/13/09 22:15	CDC	9J13102	8260B

Benchmark Environmental & Engineering Science
2558 Hamburg Turnpike, Suite 300
Lackawanna, NY 14218

SDG Number: RSJ0658

Project: Benchmark - Solsil site
Project Number: TURN-0002

Received: 10/09/09-10/14/09
Reported: 11/03/09 16:08

Analytical Report

Analyte	Sample Result	Data Qualifiers	RL	MDL	Units	Dil Fac	Date Analyzed	Lab Tech	Batch	Method
Client ID: SED-1 (RSJ0706-01 - Solid) - cont.						**Sampled: 10/09/09**		**Recvd: 10/09/09 16:20**		
Volatile Organic Compounds by EPA 8260B - cont.										
Tetrachloroethene	ND		5.6	0.75	ug/kg dry	1.00	10/13/09 22:15	CDC	9J13102	8260B
Toluene	ND		5.6	0.42	ug/kg dry	1.00	10/13/09 22:15	CDC	9J13102	8260B
trans-1,2-Dichloroethene	ND		5.6	0.58	ug/kg dry	1.00	10/13/09 22:15	CDC	9J13102	8260B
trans-1,3-Dichloropropene	ND		5.6	0.27	ug/kg dry	1.00	10/13/09 22:15	CDC	9J13102	8260B
Trichloroethene	ND		5.6	0.39	ug/kg dry	1.00	10/13/09 22:15	CDC	9J13102	8260B
Trichlorofluoromethane	ND		5.6	0.53	ug/kg dry	1.00	10/13/09 22:15	CDC	9J13102	8260B
Vinyl chloride	ND		11	0.68	ug/kg dry	1.00	10/13/09 22:15	CDC	9J13102	8260B
Xylenes, total	ND		11	0.94	ug/kg dry	1.00	10/13/09 22:15	CDC	9J13102	8260B
1,2-Dichloroethane-d4	*98 %*		*Surr Limits: (64-126%)*				*10/13/09 22:15*	*CDC*	*9J13102*	*8260B*
4-Bromofluorobenzene	*108 %*		*Surr Limits: (72-126%)*				*10/13/09 22:15*	*CDC*	*9J13102*	*8260B*
Toluene-d8	*114 %*		*Surr Limits: (71-125%)*				*10/13/09 22:15*	*CDC*	*9J13102*	*8260B*
Semivolatile Organics by GC/MS										
2,4,5-Trichlorophenol	ND	D12	3800	810	ug/kg dry	20.0	10/14/09 18:10	JRS	9J13045	8270C
2,4,6-Trichlorophenol	ND	D12	3800	250	ug/kg dry	20.0	10/14/09 18:10	JRS	9J13045	8270C
2,4-Dichlorophenol	ND	D12	3800	200	ug/kg dry	20.0	10/14/09 18:10	JRS	9J13045	8270C
2,4-Dimethylphenol	ND	D12	3800	1000	ug/kg dry	20.0	10/14/09 18:10	JRS	9J13045	8270C
2,4-Dinitrophenol	ND	D12	7300	1300	ug/kg dry	20.0	10/14/09 18:10	JRS	9J13045	8270C
2,4-Dinitrotoluene	ND	D12	3800	580	ug/kg dry	20.0	10/14/09 18:10	JRS	9J13045	8270C
2,6-Dinitrotoluene	ND	D12	3800	910	ug/kg dry	20.0	10/14/09 18:10	JRS	9J13045	8270C
2-Chloronaphthalene	ND	D12	3800	250	ug/kg dry	20.0	10/14/09 18:10	JRS	9J13045	8270C
2-Chlorophenol	ND	D12	3800	190	ug/kg dry	20.0	10/14/09 18:10	JRS	9J13045	8270C
2-Methylnaphthalene	ND	D12	3800	45	ug/kg dry	20.0	10/14/09 18:10	JRS	9J13045	8270C
2-Methylphenol	ND	D12	3800	110	ug/kg dry	20.0	10/14/09 18:10	JRS	9J13045	8270C
2-Nitroaniline	ND	D12	7300	1200	ug/kg dry	20.0	10/14/09 18:10	JRS	9J13045	8270C
2-Nitrophenol	ND	D12	3800	170	ug/kg dry	20.0	10/14/09 18:10	JRS	9J13045	8270C
3,3'-Dichlorobenzidine	ND	D12	3800	3300	ug/kg dry	20.0	10/14/09 18:10	JRS	9J13045	8270C
3-Nitroaniline	ND	D12	7300	860	ug/kg dry	20.0	10/14/09 18:10	JRS	9J13045	8270C
4,6-Dinitro-2-methylphenol	ND	D12	7300	1300	ug/kg dry	20.0	10/14/09 18:10	JRS	9J13045	8270C
4-Bromophenyl phenyl ether	ND	D12	3800	1200	ug/kg dry	20.0	10/14/09 18:10	JRS	9J13045	8270C
4-Chloro-3-methylphenol	ND	D12	3800	150	ug/kg dry	20.0	10/14/09 18:10	JRS	9J13045	8270C
4-Chloroaniline	ND	D12	3800	1100	ug/kg dry	20.0	10/14/09 18:10	JRS	9J13045	8270C
4-Chlorophenyl phenyl ether	ND	D12	3800	80	ug/kg dry	20.0	10/14/09 18:10	JRS	9J13045	8270C
4-Methylphenol	ND	D12	3800	210	ug/kg dry	20.0	10/14/09 18:10	JRS	9J13045	8270C
4-Nitroaniline	ND	D12	7300	420	ug/kg dry	20.0	10/14/09 18:10	JRS	9J13045	8270C
4-Nitrophenol	ND	D12	7300	910	ug/kg dry	20.0	10/14/09 18:10	JRS	9J13045	8270C
Acenaphthene	ND	D12	3800	44	ug/kg dry	20.0	10/14/09 18:10	JRS	9J13045	8270C
Acenaphthylene	ND	D12	3800	31	ug/kg dry	20.0	10/14/09 18:10	JRS	9J13045	8270C
Acetophenone	ND	D12	3800	190	ug/kg dry	20.0	10/14/09 18:10	JRS	9J13045	8270C
Anthracene	ND	D12	3800	96	ug/kg dry	20.0	10/14/09 18:10	JRS	9J13045	8270C
Atrazine	ND	D12	3800	170	ug/kg dry	20.0	10/14/09 18:10	JRS	9J13045	8270C
Benzaldehyde	ND	D12	3800	410	ug/kg dry	20.0	10/14/09 18:10	JRS	9J13045	8270C
Benzo(a)anthracene	**350**	D12,J	3800	64	ug/kg dry	20.0	10/14/09 18:10	JRS	9J13045	8270C
Benzo(a)pyrene	ND	D12	3800	90	ug/kg dry	20.0	10/14/09 18:10	JRS	9J13045	8270C
Benzo(b)fluoranthene	ND	D12	3800	72	ug/kg dry	20.0	10/14/09 18:10	JRS	9J13045	8270C
Benzo(ghi)perylene	ND	D12	3800	45	ug/kg dry	20.0	10/14/09 18:10	JRS	9J13045	8270C
Benzo(k)fluoranthene	ND	D12	3800	41	ug/kg dry	20.0	10/14/09 18:10	JRS	9J13045	8270C

Benchmark Environmental & Engineering Science
2558 Hamburg Turnpike, Suite 300
Lackawanna, NY 14218

SDG Number: RSJ0658

Project: Benchmark - Solsil site
Project Number: TURN-0002

Received: 10/09/09-10/14/09
Reported: 11/03/09 16:08

Analytical Report

Client ID: SED-1 (RSJ0706-01 - Solid) - cont. **Sampled: 10/09/09** **Recvd: 10/09/09 16:20**

Analyte	Sample Result	Data Qualifiers	RL	MDL	Units	Dil Fac	Date Analyzed	Lab Tech	Batch	Method
Semivolatile Organics by GC/MS - cont.										
Biphenyl	ND	D12	3800	230	ug/kg dry	20.0	10/14/09 18:10	JRS	9J13045	8270C
Bis(2-chloroethoxy)methane	ND	D12	3800	200	ug/kg dry	20.0	10/14/09 18:10	JRS	9J13045	8270C
Bis(2-chloroethyl)ether	ND	D12	3800	320	ug/kg dry	20.0	10/14/09 18:10	JRS	9J13045	8270C
2,2'-Oxybis(1-Chloropropane)	ND	D12	3800	390	ug/kg dry	20.0	10/14/09 18:10	JRS	9J13045	8270C
Bis(2-ethylhexyl) phthalate	ND	D12	3800	1200	ug/kg dry	20.0	10/14/09 18:10	JRS	9J13045	8270C
Butyl benzyl phthalate	ND	D12	3800	1000	ug/kg dry	20.0	10/14/09 18:10	JRS	9J13045	8270C
Caprolactam	ND	D12	3800	1600	ug/kg dry	20.0	10/14/09 18:10	JRS	9J13045	8270C
Carbazole	ND	D12	3800	43	ug/kg dry	20.0	10/14/09 18:10	JRS	9J13045	8270C
Chrysene	ND	D12	3800	37	ug/kg dry	20.0	10/14/09 18:10	JRS	9J13045	8270C
Dibenzo(a,h)anthracene	ND	D12	3800	44	ug/kg dry	20.0	10/14/09 18:10	JRS	9J13045	8270C
Dibenzofuran	ND	D12	3800	39	ug/kg dry	20.0	10/14/09 18:10	JRS	9J13045	8270C
Diethyl phthalate	ND	D12	3800	110	ug/kg dry	20.0	10/14/09 18:10	JRS	9J13045	8270C
Dimethyl phthalate	ND	D12	3800	97	ug/kg dry	20.0	10/14/09 18:10	JRS	9J13045	8270C
Di-n-butyl phthalate	ND	D12	3800	1300	ug/kg dry	20.0	10/14/09 18:10	JRS	9J13045	8270C
Di-n-octyl phthalate	ND	D12	3800	87	ug/kg dry	20.0	10/14/09 18:10	JRS	9J13045	8270C
Fluoranthene	**390**	D12,J	3800	54	ug/kg dry	20.0	10/14/09 18:10	JRS	9J13045	8270C
Fluorene	ND	D12	3800	86	ug/kg dry	20.0	10/14/09 18:10	JRS	9J13045	8270C
Hexachlorobenzene	ND	D12	3800	190	ug/kg dry	20.0	10/14/09 18:10	JRS	9J13045	8270C
Hexachlorobutadiene	ND	D12	3800	190	ug/kg dry	20.0	10/14/09 18:10	JRS	9J13045	8270C
Hexachlorocyclopentadiene	ND	D12	3800	1100	ug/kg dry	20.0	10/14/09 18:10	JRS	9J13045	8270C
Hexachloroethane	ND	D12	3800	290	ug/kg dry	20.0	10/14/09 18:10	JRS	9J13045	8270C
Indeno(1,2,3-cd)pyrene	ND	D12	3800	100	ug/kg dry	20.0	10/14/09 18:10	JRS	9J13045	8270C
Isophorone	ND	D12	3800	190	ug/kg dry	20.0	10/14/09 18:10	JRS	9J13045	8270C
Naphthalene	ND	D12	3800	62	ug/kg dry	20.0	10/14/09 18:10	JRS	9J13045	8270C
Nitrobenzene	ND	D12	3800	170	ug/kg dry	20.0	10/14/09 18:10	JRS	9J13045	8270C
N-Nitrosodi-n-propylamine	ND	D12	3800	300	ug/kg dry	20.0	10/14/09 18:10	JRS	9J13045	8270C
N-Nitrosodiphenylamine	ND	D12,L	3800	200	ug/kg dry	20.0	10/14/09 18:10	JRS	9J13045	8270C
Pentachlorophenol	ND	D12	7300	1300	ug/kg dry	20.0	10/14/09 18:10	JRS	9J13045	8270C
Phenanthrene	**410**	D12,J	3800	78	ug/kg dry	20.0	10/14/09 18:10	JRS	9J13045	8270C
Phenol	ND	D12	3800	390	ug/kg dry	20.0	10/14/09 18:10	JRS	9J13045	8270C
Pyrene	**350**	D12,J	3800	24	ug/kg dry	20.0	10/14/09 18:10	JRS	9J13045	8270C
2,4,6-Tribromophenol	*68 %*	*D12*	*Surr Limits: (39-146%)*				*10/14/09 18:10*	*JRS*	*9J13045*	*8270C*
2-Fluorobiphenyl	*34 %*	*D12,Z3*	*Surr Limits: (37-120%)*				*10/14/09 18:10*	*JRS*	*9J13045*	*8270C*
2-Fluorophenol	*25 %*	*D12*	*Surr Limits: (18-120%)*				*10/14/09 18:10*	*JRS*	*9J13045*	*8270C*
Nitrobenzene-d5	*26 %*	*D12,Z3*	*Surr Limits: (34-132%)*				*10/14/09 18:10*	*JRS*	*9J13045*	*8270C*
Phenol-d5	*31 %*	*D12*	*Surr Limits: (11-120%)*				*10/14/09 18:10*	*JRS*	*9J13045*	*8270C*
p-Terphenyl-d14	*32 %*	*D12,Z3*	*Surr Limits: (58-147%)*				*10/14/09 18:10*	*JRS*	*9J13045*	*8270C*
Polychlorinated Biphenyls by EPA Method 8082										
Aroclor 1016	ND	QSU	19	3.7	ug/kg dry	1.00	10/14/09 08:11	JxM	9J12079	8082
Aroclor 1221	ND	QSU	19	3.7	ug/kg dry	1.00	10/14/09 08:11	JxM	9J12079	8082
Aroclor 1232	ND	QSU	19	3.7	ug/kg dry	1.00	10/14/09 08:11	JxM	9J12079	8082
Aroclor 1242	ND	QSU	19	4.1	ug/kg dry	1.00	10/14/09 08:11	JxM	9J12079	8082
Aroclor 1248	ND	QSU	19	3.7	ug/kg dry	1.00	10/14/09 08:11	JxM	9J12079	8082
Aroclor 1254	**5.7**	QSU,J	19	4.0	ug/kg dry	1.00	10/14/09 08:11	JxM	9J12079	8082
Aroclor 1260	ND	QSU	19	4.0	ug/kg dry	1.00	10/14/09 08:11	JxM	9J12079	8082

Benchmark Environmental & Engineering Science
2558 Hamburg Turnpike, Suite 300
Lackawanna, NY 14218

SDG Number: RSJ0658

Project: Benchmark - Solsil site
Project Number: TURN-0002

Received: 10/09/09-10/14/09
Reported: 11/03/09 16:08

Analytical Report

Client ID: SED-1 (RSJ0706-01 - Solid) - cont. **Sampled: 10/09/09** **Recvd: 10/09/09 16:20**

Analyte	Sample Result	Data Qualifiers	RL	MDL	Units	Dil Fac	Date Analyzed	Lab Tech	Batch	Method
Polychlorinated Biphenyls by EPA Method 8082 - cont.										
Decachlorobiphenyl	*75 %*	*QSU*	*Surr Limits: (34-148%)*				*10/14/09 08:11*	*JxM*	*9J12079*	*8082*
Tetrachloro-m-xylene	*81 %*	*QSU*	*Surr Limits: (35-134%)*				*10/14/09 08:11*	*JxM*	*9J12079*	*8082*
Total Metals by SW 846 Series Methods										
Aluminum	**1190**		12.3	NR	mg/kg dry	1.00	10/14/09 16:13	LMH	9J13012	6010B
Antimony	ND		18.4	NR	mg/kg dry	1.00	10/14/09 16:13	LMH	9J13012	6010B
Arsenic	**6.5**		2.5	NR	mg/kg dry	1.00	10/14/09 16:13	LMH	9J13012	6010B
Barium	**26.7**		0.614	NR	mg/kg dry	1.00	10/14/09 16:13	LMH	9J13012	6010B
Beryllium	**0.392**		0.246	NR	mg/kg dry	1.00	10/14/09 16:13	LMH	9J13012	6010B
Cadmium	**2.81**		0.246	NR	mg/kg dry	1.00	10/14/09 16:13	LMH	9J13012	6010B
Calcium	**100000**	D08	307	NR	mg/kg dry	5.00	10/15/09 14:33	DAN	9J13012	6010B
Chromium	**51.0**		0.614	NR	mg/kg dry	1.00	10/14/09 16:13	LMH	9J13012	6010B
Cobalt	**4.43**		0.614	NR	mg/kg dry	1.00	10/14/09 16:13	LMH	9J13012	6010B
Copper	**49.5**		1.2	NR	mg/kg dry	1.00	10/14/09 16:13	LMH	9J13012	6010B
Iron	**65200**	D08	61.4	NR	mg/kg dry	5.00	10/15/09 14:33	DAN	9J13012	6010B
Lead	**52.9**		1.2	NR	mg/kg dry	1.00	10/14/09 16:13	LMH	9J13012	6010B
Magnesium	**53100**	D08	123	NR	mg/kg dry	5.00	10/15/09 14:33	DAN	9J13012	6010B
Manganese	**569**		0.2	NR	mg/kg dry	1.00	10/14/09 16:13	LMH	9J13012	6010B
Nickel	**32.0**		6.14	NR	mg/kg dry	1.00	10/14/09 16:13	LMH	9J13012	6010B
Potassium	**408**		36.8	NR	mg/kg dry	1.00	10/14/09 16:13	LMH	9J13012	6010B
Selenium	ND		4.9	NR	mg/kg dry	1.00	10/14/09 16:13	LMH	9J13012	6010B
Silver	ND		0.614	NR	mg/kg dry	1.00	10/14/09 16:13	LMH	9J13012	6010B
Sodium	**192**		172	NR	mg/kg dry	1.00	10/14/09 16:13	LMH	9J13012	6010B
Thallium	ND	D02	36.8	NR	mg/kg dry	5.00	10/15/09 14:33	DAN	9J13012	6010B
Vanadium	**4.83**		0.614	NR	mg/kg dry	1.00	10/14/09 16:13	LMH	9J13012	6010B
Zinc	**1460**	D08	12.3	NR	mg/kg dry	5.00	10/15/09 14:33	DAN	9J13012	6010B
Mercury	ND		0.0230	NR	mg/kg dry	1.00	10/13/09 16:54	MXM	9J13026	7471A
General Chemistry Parameters										
Percent Solids	**88**		0.010	NR	%	1.00	10/13/09 15:16	JRR	9J13041	Dry Weight

Benchmark Environmental & Engineering Science
2558 Hamburg Turnpike, Suite 300
Lackawanna, NY 14218

SDG Number: RSJ0658

Project: Benchmark - Solsil site
Project Number: TURN-0002

Received: 10/09/09-10/14/09
Reported: 11/03/09 16:08

Analytical Report

Analyte	Sample Result	Data Qualifiers	RL	MDL	Units	Dil Fac	Date Analyzed	Lab Tech	Batch	Method
Client ID: SED-2 (RSJ0706-02 - Solid)					**Sampled: 10/09/09**			**Recvd: 10/09/09 16:20**		
Volatile Organic Compounds by EPA 8260B										
1,1,1-Trichloroethane	ND		7.0	0.51	ug/kg dry	1.00	10/13/09 22:40	CDC	9J13102	8260B
1,1,2,2-Tetrachloroethane	ND		7.0	1.1	ug/kg dry	1.00	10/13/09 22:40	CDC	9J13102	8260B
1,1,2-Trichloroethane	ND		7.0	0.35	ug/kg dry	1.00	10/13/09 22:40	CDC	9J13102	8260B
1,1,2-Trichloro-1,2,2-trifluoroethane	ND		7.0	3.5	ug/kg dry	1.00	10/13/09 22:40	CDC	9J13102	8260B
1,1-Dichloroethane	ND		7.0	0.35	ug/kg dry	1.00	10/13/09 22:40	CDC	9J13102	8260B
1,1-Dichloroethene	ND		7.0	0.86	ug/kg dry	1.00	10/13/09 22:40	CDC	9J13102	8260B
1,2,4-Trichlorobenzene	ND		7.0	0.43	ug/kg dry	1.00	10/13/09 22:40	CDC	9J13102	8260B
1,2,4-Trimethylbenzene	ND		7.0	0.51	ug/kg dry	1.00	10/13/09 22:40	CDC	9J13102	8260B
1,2-Dibromo-3-chloropropane	ND		7.0	3.5	ug/kg dry	1.00	10/13/09 22:40	CDC	9J13102	8260B
1,2-Dibromoethane	ND		7.0	0.27	ug/kg dry	1.00	10/13/09 22:40	CDC	9J13102	8260B
1,2-Dichlorobenzene	ND		7.0	0.55	ug/kg dry	1.00	10/13/09 22:40	CDC	9J13102	8260B
1,2-Dichloroethane	ND		7.0	0.35	ug/kg dry	1.00	10/13/09 22:40	CDC	9J13102	8260B
1,2-Dichloropropane	ND		7.0	3.5	ug/kg dry	1.00	10/13/09 22:40	CDC	9J13102	8260B
1,3,5-Trimethylbenzene	ND		7.0	0.45	ug/kg dry	1.00	10/13/09 22:40	CDC	9J13102	8260B
1,3-Dichlorobenzene	ND		7.0	0.36	ug/kg dry	1.00	10/13/09 22:40	CDC	9J13102	8260B
1,4-Dichlorobenzene	ND		7.0	0.98	ug/kg dry	1.00	10/13/09 22:40	CDC	9J13102	8260B
2-Butanone	ND		35	2.6	ug/kg dry	1.00	10/13/09 22:40	CDC	9J13102	8260B
2-Hexanone	ND		35	2.4	ug/kg dry	1.00	10/13/09 22:40	CDC	9J13102	8260B
p-Cymene	ND		7.0	0.56	ug/kg dry	1.00	10/13/09 22:40	CDC	9J13102	8260B
4-Methyl-2-pentanone	ND		35	2.3	ug/kg dry	1.00	10/13/09 22:40	CDC	9J13102	8260B
Acetone	**15**	J	35	1.5	ug/kg dry	1.00	10/13/09 22:40	CDC	9J13102	8260B
Benzene	ND		7.0	0.34	ug/kg dry	1.00	10/13/09 22:40	CDC	9J13102	8260B
Bromodichloromethane	ND		7.0	0.36	ug/kg dry	1.00	10/13/09 22:40	CDC	9J13102	8260B
Bromoform	ND		7.0	3.5	ug/kg dry	1.00	10/13/09 22:40	CDC	9J13102	8260B
Bromomethane	ND		7.0	1.6	ug/kg dry	1.00	10/13/09 22:40	CDC	9J13102	8260B
Carbon disulfide	ND		7.0	0.60	ug/kg dry	1.00	10/13/09 22:40	CDC	9J13102	8260B
Carbon Tetrachloride	ND		7.0	0.68	ug/kg dry	1.00	10/13/09 22:40	CDC	9J13102	8260B
Chlorobenzene	ND		7.0	0.92	ug/kg dry	1.00	10/13/09 22:40	CDC	9J13102	8260B
Dibromochloromethane	ND		7.0	0.39	ug/kg dry	1.00	10/13/09 22:40	CDC	9J13102	8260B
Chloroethane	ND		7.0	2.9	ug/kg dry	1.00	10/13/09 22:40	CDC	9J13102	8260B
Chloroform	ND		7.0	0.43	ug/kg dry	1.00	10/13/09 22:40	CDC	9J13102	8260B
Chloromethane	ND		7.0	0.42	ug/kg dry	1.00	10/13/09 22:40	CDC	9J13102	8260B
cis-1,2-Dichloroethene	ND		7.0	0.34	ug/kg dry	1.00	10/13/09 22:40	CDC	9J13102	8260B
cis-1,3-Dichloropropene	ND		7.0	0.40	ug/kg dry	1.00	10/13/09 22:40	CDC	9J13102	8260B
Cyclohexane	**2.2**	J	7.0	0.32	ug/kg dry	1.00	10/13/09 22:40	CDC	9J13102	8260B
Dichlorodifluoromethane	ND		7.0	0.58	ug/kg dry	1.00	10/13/09 22:40	CDC	9J13102	8260B
Ethylbenzene	ND		7.0	0.48	ug/kg dry	1.00	10/13/09 22:40	CDC	9J13102	8260B
Isopropylbenzene	ND		7.0	1.1	ug/kg dry	1.00	10/13/09 22:40	CDC	9J13102	8260B
Methyl Acetate	ND		7.0	0.38	ug/kg dry	1.00	10/13/09 22:40	CDC	9J13102	8260B
Methyl-t-Butyl Ether (MTBE)	ND		7.0	0.69	ug/kg dry	1.00	10/13/09 22:40	CDC	9J13102	8260B
Methylcyclohexane	ND		7.0	0.45	ug/kg dry	1.00	10/13/09 22:40	CDC	9J13102	8260B
Methylene Chloride	**3.2**	B, J	7.0	1.4	ug/kg dry	1.00	10/13/09 22:40	CDC	9J13102	8260B
m-Xylene & p-Xylene	ND		14	1.2	ug/kg dry	1.00	10/13/09 22:40	CDC	9J13102	8260B
n-Butylbenzene	ND		7.0	0.61	ug/kg dry	1.00	10/13/09 22:40	CDC	9J13102	8260B
n-Propylbenzene	ND		7.0	0.56	ug/kg dry	1.00	10/13/09 22:40	CDC	9J13102	8260B
o-Xylene	ND		7.0	0.91	ug/kg dry	1.00	10/13/09 22:40	CDC	9J13102	8260B
sec-Butylbenzene	ND		7.0	0.61	ug/kg dry	1.00	10/13/09 22:40	CDC	9J13102	8260B
Styrene	ND		7.0	0.35	ug/kg dry	1.00	10/13/09 22:40	CDC	9J13102	8260B

Benchmark Environmental & Engineering Science
2558 Hamburg Turnpike, Suite 300
Lackawanna, NY 14218

SDG Number: RSJ0658

Project: Benchmark - Solsil site
Project Number: TURN-0002

Received: 10/09/09-10/14/09
Reported: 11/03/09 16:08

Analytical Report

Client ID: SED-2 (RSJ0706-02 - Solid) - cont. **Sampled: 10/09/09** **Recvd: 10/09/09 16:20**

Volatile Organic Compounds by EPA 8260B - cont.

Analyte	Sample Result	Data Qualifiers	RL	MDL	Units	Dil Fac	Date Analyzed	Lab Tech	Batch	Method
Tetrachloroethene	ND		7.0	0.94	ug/kg dry	1.00	10/13/09 22:40	CDC	9J13102	8260B
Toluene	ND		7.0	0.53	ug/kg dry	1.00	10/13/09 22:40	CDC	9J13102	8260B
trans-1,2-Dichloroethene	ND		7.0	0.72	ug/kg dry	1.00	10/13/09 22:40	CDC	9J13102	8260B
trans-1,3-Dichloropropene	ND		7.0	0.34	ug/kg dry	1.00	10/13/09 22:40	CDC	9J13102	8260B
Trichloroethene	ND		7.0	0.48	ug/kg dry	1.00	10/13/09 22:40	CDC	9J13102	8260B
Trichlorofluoromethane	ND		7.0	0.66	ug/kg dry	1.00	10/13/09 22:40	CDC	9J13102	8260B
Vinyl chloride	ND		14	0.85	ug/kg dry	1.00	10/13/09 22:40	CDC	9J13102	8260B
Xylenes, total	ND		14	1.2	ug/kg dry	1.00	10/13/09 22:40	CDC	9J13102	8260B
1,2-Dichloroethane-d4	*101 %*		*Surr Limits: (64-126%)*				*10/13/09 22:40*	*CDC*	*9J13102*	*8260B*
4-Bromofluorobenzene	*110 %*		*Surr Limits: (72-126%)*				*10/13/09 22:40*	*CDC*	*9J13102*	*8260B*
Toluene-d8	*116 %*		*Surr Limits: (71-125%)*				*10/13/09 22:40*	*CDC*	*9J13102*	*8260B*

Semivolatile Organics by GC/MS

Analyte	Sample Result	Data Qualifiers	RL	MDL	Units	Dil Fac	Date Analyzed	Lab Tech	Batch	Method
2,4,5-Trichlorophenol	ND	D12	12000	2600	ug/kg dry	50.0	10/14/09 18:34	JRS	9J13045	8270C
2,4,6-Trichlorophenol	ND	D12	12000	770	ug/kg dry	50.0	10/14/09 18:34	JRS	9J13045	8270C
2,4-Dichlorophenol	ND	D12	12000	610	ug/kg dry	50.0	10/14/09 18:34	JRS	9J13045	8270C
2,4-Dimethylphenol	ND	D12	12000	3200	ug/kg dry	50.0	10/14/09 18:34	JRS	9J13045	8270C
2,4-Dinitrophenol	ND	D12	23000	4100	ug/kg dry	50.0	10/14/09 18:34	JRS	9J13045	8270C
2,4-Dinitrotoluene	ND	D12	12000	1800	ug/kg dry	50.0	10/14/09 18:34	JRS	9J13045	8270C
2,6-Dinitrotoluene	ND	D12	12000	2900	ug/kg dry	50.0	10/14/09 18:34	JRS	9J13045	8270C
2-Chloronaphthalene	ND	D12	12000	790	ug/kg dry	50.0	10/14/09 18:34	JRS	9J13045	8270C
2-Chlorophenol	ND	D12	12000	600	ug/kg dry	50.0	10/14/09 18:34	JRS	9J13045	8270C
2-Methylnaphthalene	**860**	D12,J	12000	140	ug/kg dry	50.0	10/14/09 18:34	JRS	9J13045	8270C
2-Methylphenol	ND	D12	12000	360	ug/kg dry	50.0	10/14/09 18:34	JRS	9J13045	8270C
2-Nitroaniline	ND	D12	23000	3800	ug/kg dry	50.0	10/14/09 18:34	JRS	9J13045	8270C
2-Nitrophenol	ND	D12	12000	540	ug/kg dry	50.0	10/14/09 18:34	JRS	9J13045	8270C
3,3'-Dichlorobenzidine	ND	D12	12000	10000	ug/kg dry	50.0	10/14/09 18:34	JRS	9J13045	8270C
3-Nitroaniline	ND	D12	23000	2700	ug/kg dry	50.0	10/14/09 18:34	JRS	9J13045	8270C
4,6-Dinitro-2-methylphenol	ND	D12	23000	4000	ug/kg dry	50.0	10/14/09 18:34	JRS	9J13045	8270C
4-Bromophenyl phenyl ether	ND	D12	12000	3700	ug/kg dry	50.0	10/14/09 18:34	JRS	9J13045	8270C
4-Chloro-3-methylphenol	ND	D12	12000	480	ug/kg dry	50.0	10/14/09 18:34	JRS	9J13045	8270C
4-Chloroaniline	ND	D12	12000	3400	ug/kg dry	50.0	10/14/09 18:34	JRS	9J13045	8270C
4-Chlorophenyl phenyl ether	ND	D12	12000	250	ug/kg dry	50.0	10/14/09 18:34	JRS	9J13045	8270C
4-Methylphenol	ND	D12	12000	650	ug/kg dry	50.0	10/14/09 18:34	JRS	9J13045	8270C
4-Nitroaniline	ND	D12	23000	1300	ug/kg dry	50.0	10/14/09 18:34	JRS	9J13045	8270C
4-Nitrophenol	ND	D12	23000	2800	ug/kg dry	50.0	10/14/09 18:34	JRS	9J13045	8270C
Acenaphthene	**3100**	D12,J	12000	140	ug/kg dry	50.0	10/14/09 18:34	JRS	9J13045	8270C
Acenaphthylene	ND	D12	12000	96	ug/kg dry	50.0	10/14/09 18:34	JRS	9J13045	8270C
Acetophenone	ND	D12	12000	600	ug/kg dry	50.0	10/14/09 18:34	JRS	9J13045	8270C
Anthracene	**6100**	D12,J	12000	300	ug/kg dry	50.0	10/14/09 18:34	JRS	9J13045	8270C
Atrazine	ND	D12	12000	520	ug/kg dry	50.0	10/14/09 18:34	JRS	9J13045	8270C
Benzaldehyde	ND	D12	12000	1300	ug/kg dry	50.0	10/14/09 18:34	JRS	9J13045	8270C
Benzo(a)anthracene	**17000**	D12	12000	200	ug/kg dry	50.0	10/14/09 18:34	JRS	9J13045	8270C
Benzo(a)pyrene	**16000**	D12	12000	280	ug/kg dry	50.0	10/14/09 18:34	JRS	9J13045	8270C
Benzo(b)fluoranthene	**18000**	D12	12000	230	ug/kg dry	50.0	10/14/09 18:34	JRS	9J13045	8270C
Benzo(ghi)perylene	**13000**	D12	12000	140	ug/kg dry	50.0	10/14/09 18:34	JRS	9J13045	8270C
Benzo(k)fluoranthene	**9500**	D12,J	12000	130	ug/kg dry	50.0	10/14/09 18:34	JRS	9J13045	8270C

Benchmark Environmental & Engineering Science
2558 Hamburg Turnpike, Suite 300
Lackawanna, NY 14218

SDG Number: RSJ0658

Project: Benchmark - Solsil site
Project Number: TURN-0002

Received: 10/09/09-10/14/09
Reported: 11/03/09 16:08

Analytical Report

Client ID: SED-2 (RSJ0706-02 - Solid) - cont. **Sampled: 10/09/09** **Recvd: 10/09/09 16:20**

Analyte	Sample Result	Data Qualifiers	RL	MDL	Units	Dil Fac	Date Analyzed	Lab Tech	Batch	Method
Semivolatile Organics by GC/MS - cont.										
Biphenyl	ND	D12	12000	730	ug/kg dry	50.0	10/14/09 18:34	JRS	9J13045	8270C
Bis(2-chloroethoxy)methane	ND	D12	12000	640	ug/kg dry	50.0	10/14/09 18:34	JRS	9J13045	8270C
Bis(2-chloroethyl)ether	ND	D12	12000	1000	ug/kg dry	50.0	10/14/09 18:34	JRS	9J13045	8270C
2,2'-Oxybis(1-Chloropropane)	ND	D12	12000	1200	ug/kg dry	50.0	10/14/09 18:34	JRS	9J13045	8270C
Bis(2-ethylhexyl) phthalate	ND	D12	12000	3800	ug/kg dry	50.0	10/14/09 18:34	JRS	9J13045	8270C
Butyl benzyl phthalate	ND	D12	12000	3100	ug/kg dry	50.0	10/14/09 18:34	JRS	9J13045	8270C
Caprolactam	ND	D12	12000	5100	ug/kg dry	50.0	10/14/09 18:34	JRS	9J13045	8270C
Carbazole	**4400**	D12,J	12000	140	ug/kg dry	50.0	10/14/09 18:34	JRS	9J13045	8270C
Chrysene	**20000**	D12	12000	120	ug/kg dry	50.0	10/14/09 18:34	JRS	9J13045	8270C
Dibenzo(a,h)anthracene	**2200**	D12,J	12000	140	ug/kg dry	50.0	10/14/09 18:34	JRS	9J13045	8270C
Dibenzofuran	ND	D12	12000	120	ug/kg dry	50.0	10/14/09 18:34	JRS	9J13045	8270C
Diethyl phthalate	ND	D12	12000	350	ug/kg dry	50.0	10/14/09 18:34	JRS	9J13045	8270C
Dimethyl phthalate	ND	D12	12000	310	ug/kg dry	50.0	10/14/09 18:34	JRS	9J13045	8270C
Di-n-butyl phthalate	ND	D12	12000	4000	ug/kg dry	50.0	10/14/09 18:34	JRS	9J13045	8270C
Di-n-octyl phthalate	ND	D12	12000	270	ug/kg dry	50.0	10/14/09 18:34	JRS	9J13045	8270C
Fluoranthene	**56000**	D12	12000	170	ug/kg dry	50.0	10/14/09 18:34	JRS	9J13045	8270C
Fluorene	**2500**	D12,J	12000	270	ug/kg dry	50.0	10/14/09 18:34	JRS	9J13045	8270C
Hexachlorobenzene	ND	D12	12000	580	ug/kg dry	50.0	10/14/09 18:34	JRS	9J13045	8270C
Hexachlorobutadiene	ND	D12	12000	600	ug/kg dry	50.0	10/14/09 18:34	JRS	9J13045	8270C
Hexachlorocyclopentadiene	ND	D12	12000	3500	ug/kg dry	50.0	10/14/09 18:34	JRS	9J13045	8270C
Hexachloroethane	ND	D12	12000	910	ug/kg dry	50.0	10/14/09 18:34	JRS	9J13045	8270C
Indeno(1,2,3-cd)pyrene	**11000**	D12,J	12000	320	ug/kg dry	50.0	10/14/09 18:34	JRS	9J13045	8270C
Isophorone	ND	D12	12000	590	ug/kg dry	50.0	10/14/09 18:34	JRS	9J13045	8270C
Naphthalene	ND	D12	12000	190	ug/kg dry	50.0	10/14/09 18:34	JRS	9J13045	8270C
Nitrobenzene	ND	D12	12000	520	ug/kg dry	50.0	10/14/09 18:34	JRS	9J13045	8270C
N-Nitrosodi-n-propylamine	ND	D12	12000	930	ug/kg dry	50.0	10/14/09 18:34	JRS	9J13045	8270C
N-Nitrosodiphenylamine	ND	D12,L	12000	640	ug/kg dry	50.0	10/14/09 18:34	JRS	9J13045	8270C
Pentachlorophenol	ND	D12	23000	4000	ug/kg dry	50.0	10/14/09 18:34	JRS	9J13045	8270C
Phenanthrene	**44000**	D12	12000	250	ug/kg dry	50.0	10/14/09 18:34	JRS	9J13045	8270C
Phenol	ND	D12	12000	1200	ug/kg dry	50.0	10/14/09 18:34	JRS	9J13045	8270C
Pyrene	**43000**	D12	12000	76	ug/kg dry	50.0	10/14/09 18:34	JRS	9J13045	8270C
2,4,6-Tribromophenol	*179 %*	*D12,Z3*	*Surr Limits: (39-146%)*				*10/14/09 18:34*	*JRS*	*9J13045*	*8270C*
2-Fluorobiphenyl	*86 %*	*D12*	*Surr Limits: (37-120%)*				*10/14/09 18:34*	*JRS*	*9J13045*	*8270C*
2-Fluorophenol	*57 %*	*D12*	*Surr Limits: (18-120%)*				*10/14/09 18:34*	*JRS*	*9J13045*	*8270C*
Nitrobenzene-d5	*66 %*	*D12*	*Surr Limits: (34-132%)*				*10/14/09 18:34*	*JRS*	*9J13045*	*8270C*
Phenol-d5	*72 %*	*D12*	*Surr Limits: (11-120%)*				*10/14/09 18:34*	*JRS*	*9J13045*	*8270C*
p-Terphenyl-d14	*80 %*	*D12*	*Surr Limits: (58-147%)*				*10/14/09 18:34*	*JRS*	*9J13045*	*8270C*
Polychlorinated Biphenyls by EPA Method 8082										
Aroclor 1016	ND	QSU	23	4.6	ug/kg dry	1.00	10/14/09 08:26	JxM	9J12079	8082
Aroclor 1221	ND	QSU	23	4.6	ug/kg dry	1.00	10/14/09 08:26	JxM	9J12079	8082
Aroclor 1232	ND	QSU	23	4.6	ug/kg dry	1.00	10/14/09 08:26	JxM	9J12079	8082
Aroclor 1242	ND	QSU	23	5.1	ug/kg dry	1.00	10/14/09 08:26	JxM	9J12079	8082
Aroclor 1248	ND	QSU	23	4.6	ug/kg dry	1.00	10/14/09 08:26	JxM	9J12079	8082
Aroclor 1254	ND	QSU	23	4.9	ug/kg dry	1.00	10/14/09 08:26	JxM	9J12079	8082
Aroclor 1260	ND	QSU	23	4.9	ug/kg dry	1.00	10/14/09 08:26	JxM	9J12079	8082

Benchmark Environmental & Engineering Science
2558 Hamburg Turnpike, Suite 300
Lackawanna, NY 14218

SDG Number: RSJ0658

Project: Benchmark - Solsil site
Project Number: TURN-0002

Received: 10/09/09-10/14/09
Reported: 11/03/09 16:08

Analytical Report

Client ID: SED-2 (RSJ0706-02 - Solid) - cont. **Sampled: 10/09/09** **Recvd: 10/09/09 16:20**

Analyte	Sample Result	Data Qualifiers	RL	MDL	Units	Dil Fac	Date Analyzed	Lab Tech	Batch	Method
Polychlorinated Biphenyls by EPA Method 8082 - cont.										
Decachlorobiphenyl	*46 %*	*QSU*	*Surr Limits: (34-148%)*				*10/14/09 08:26*	*JxM*	*9J12079*	*8082*
Tetrachloro-m-xylene	*36 %*	*QSU*	*Surr Limits: (35-134%)*				*10/14/09 08:26*	*JxM*	*9J12079*	*8082*
Total Metals by SW 846 Series Methods										
Aluminum	**1900**		14.5	NR	mg/kg dry	1.00	10/14/09 14:13	LMH	9J13012	6010B
Antimony	ND		21.7	NR	mg/kg dry	1.00	10/14/09 14:13	LMH	9J13012	6010B
Arsenic	**9.3**		2.9	NR	mg/kg dry	1.00	10/14/09 14:13	LMH	9J13012	6010B
Barium	**40.8**		0.724	NR	mg/kg dry	1.00	10/14/09 14:13	LMH	9J13012	6010B
Beryllium	**0.376**		0.290	NR	mg/kg dry	1.00	10/14/09 14:13	LMH	9J13012	6010B
Cadmium	**0.769**		0.290	NR	mg/kg dry	1.00	10/14/09 14:13	LMH	9J13012	6010B
Calcium	**27400**		72.4	NR	mg/kg dry	1.00	10/14/09 14:13	LMH	9J13012	6010B
Chromium	**1270**		0.724	NR	mg/kg dry	1.00	10/14/09 14:13	LMH	9J13012	6010B
Cobalt	**3.99**		0.724	NR	mg/kg dry	1.00	10/14/09 14:13	LMH	9J13012	6010B
Copper	**40.7**		1.4	NR	mg/kg dry	1.00	10/14/09 14:13	LMH	9J13012	6010B
Iron	**6390**		14.5	NR	mg/kg dry	1.00	10/14/09 14:13	LMH	9J13012	6010B
Lead	**32.6**		1.4	NR	mg/kg dry	1.00	10/14/09 14:13	LMH	9J13012	6010B
Magnesium	**13900**		29.0	NR	mg/kg dry	1.00	10/14/09 14:13	LMH	9J13012	6010B
Manganese	**956**		0.3	NR	mg/kg dry	1.00	10/14/09 14:13	LMH	9J13012	6010B
Nickel	**14.9**		7.24	NR	mg/kg dry	1.00	10/14/09 14:13	LMH	9J13012	6010B
Potassium	**287**		43.4	NR	mg/kg dry	1.00	10/14/09 14:13	LMH	9J13012	6010B
Selenium	ND		5.8	NR	mg/kg dry	1.00	10/14/09 14:13	LMH	9J13012	6010B
Silver	ND		0.724	NR	mg/kg dry	1.00	10/14/09 14:13	LMH	9J13012	6010B
Sodium	**869**		203	NR	mg/kg dry	1.00	10/14/09 14:13	LMH	9J13012	6010B
Thallium	ND		8.7	NR	mg/kg dry	1.00	10/14/09 14:13	LMH	9J13012	6010B
Vanadium	**9.01**		0.724	NR	mg/kg dry	1.00	10/14/09 14:13	LMH	9J13012	6010B
Zinc	**315**		2.9	NR	mg/kg dry	1.00	10/14/09 14:13	LMH	9J13012	6010B
Mercury	ND		0.0281	NR	mg/kg dry	1.00	10/13/09 16:55	MXM	9J13026	7471A
General Chemistry Parameters										
Percent Solids	**71**		0.010	NR	%	1.00	10/13/09 15:18	JRR	9J13041	Dry Weight

Benchmark Environmental & Engineering Science
2558 Hamburg Turnpike, Suite 300
Lackawanna, NY 14218

SDG Number: RSJ0658

Project: Benchmark - Solsil site
Project Number: TURN-0002

Received: 10/09/09-10/14/09
Reported: 11/03/09 16:08

Analytical Report

Client ID: SED-3 (RSJ0706-03 - Solid) — **Sampled: 10/09/09** — **Recvd: 10/09/09 16:20**

Volatile Organic Compounds by EPA 8260B

Analyte	Sample Result	Data Qualifiers	RL	MDL	Units	Dil Fac	Date Analyzed	Lab Tech	Batch	Method
1,1,1-Trichloroethane	ND		14	0.99	ug/kg dry	1.00	10/13/09 23:05	CDC	9J13102	8260B
1,1,2,2-Tetrachloroethane	ND		14	2.2	ug/kg dry	1.00	10/13/09 23:05	CDC	9J13102	8260B
1,1,2-Trichloroethane	ND		14	0.69	ug/kg dry	1.00	10/13/09 23:05	CDC	9J13102	8260B
1,1,2-Trichloro-1,2,2-trifluoroethane	ND		14	6.8	ug/kg dry	1.00	10/13/09 23:05	CDC	9J13102	8260B
1,1-Dichloroethane	ND		14	0.68	ug/kg dry	1.00	10/13/09 23:05	CDC	9J13102	8260B
1,1-Dichloroethene	ND		14	1.7	ug/kg dry	1.00	10/13/09 23:05	CDC	9J13102	8260B
1,2,4-Trichlorobenzene	ND		14	0.83	ug/kg dry	1.00	10/13/09 23:05	CDC	9J13102	8260B
1,2,4-Trimethylbenzene	ND		14	0.99	ug/kg dry	1.00	10/13/09 23:05	CDC	9J13102	8260B
1,2-Dibromo-3-chloropropane	ND		14	6.8	ug/kg dry	1.00	10/13/09 23:05	CDC	9J13102	8260B
1,2-Dibromoethane	ND		14	0.52	ug/kg dry	1.00	10/13/09 23:05	CDC	9J13102	8260B
1,2-Dichlorobenzene	ND		14	1.1	ug/kg dry	1.00	10/13/09 23:05	CDC	9J13102	8260B
1,2-Dichloroethane	ND		14	0.69	ug/kg dry	1.00	10/13/09 23:05	CDC	9J13102	8260B
1,2-Dichloropropane	ND		14	6.8	ug/kg dry	1.00	10/13/09 23:05	CDC	9J13102	8260B
1,3,5-Trimethylbenzene	ND		14	0.88	ug/kg dry	1.00	10/13/09 23:05	CDC	9J13102	8260B
1,3-Dichlorobenzene	ND		14	0.70	ug/kg dry	1.00	10/13/09 23:05	CDC	9J13102	8260B
1,4-Dichlorobenzene	ND		14	1.9	ug/kg dry	1.00	10/13/09 23:05	CDC	9J13102	8260B
2-Butanone	**26**	J	68	5.0	ug/kg dry	1.00	10/13/09 23:05	CDC	9J13102	8260B
2-Hexanone	ND		68	4.8	ug/kg dry	1.00	10/13/09 23:05	CDC	9J13102	8260B
p-Cymene	ND		14	1.1	ug/kg dry	1.00	10/13/09 23:05	CDC	9J13102	8260B
4-Methyl-2-pentanone	ND		68	4.5	ug/kg dry	1.00	10/13/09 23:05	CDC	9J13102	8260B
Acetone	**160**		68	3.0	ug/kg dry	1.00	10/13/09 23:05	CDC	9J13102	8260B
Benzene	ND		14	0.67	ug/kg dry	1.00	10/13/09 23:05	CDC	9J13102	8260B
Bromodichloromethane	ND		14	0.70	ug/kg dry	1.00	10/13/09 23:05	CDC	9J13102	8260B
Bromoform	ND		14	6.8	ug/kg dry	1.00	10/13/09 23:05	CDC	9J13102	8260B
Bromomethane	ND		14	3.0	ug/kg dry	1.00	10/13/09 23:05	CDC	9J13102	8260B
Carbon disulfide	ND		14	1.2	ug/kg dry	1.00	10/13/09 23:05	CDC	9J13102	8260B
Carbon Tetrachloride	ND		14	1.3	ug/kg dry	1.00	10/13/09 23:05	CDC	9J13102	8260B
Chlorobenzene	ND		14	1.8	ug/kg dry	1.00	10/13/09 23:05	CDC	9J13102	8260B
Dibromochloromethane	ND		14	0.76	ug/kg dry	1.00	10/13/09 23:05	CDC	9J13102	8260B
Chloroethane	ND		14	5.7	ug/kg dry	1.00	10/13/09 23:05	CDC	9J13102	8260B
Chloroform	ND		14	0.85	ug/kg dry	1.00	10/13/09 23:05	CDC	9J13102	8260B
Chloromethane	ND		14	0.83	ug/kg dry	1.00	10/13/09 23:05	CDC	9J13102	8260B
cis-1,2-Dichloroethene	ND		14	0.67	ug/kg dry	1.00	10/13/09 23:05	CDC	9J13102	8260B
cis-1,3-Dichloropropene	ND		14	0.78	ug/kg dry	1.00	10/13/09 23:05	CDC	9J13102	8260B
Cyclohexane	ND		14	0.63	ug/kg dry	1.00	10/13/09 23:05	CDC	9J13102	8260B
Dichlorodifluoromethane	ND		14	1.1	ug/kg dry	1.00	10/13/09 23:05	CDC	9J13102	8260B
Ethylbenzene	ND		14	0.94	ug/kg dry	1.00	10/13/09 23:05	CDC	9J13102	8260B
Isopropylbenzene	ND		14	2.1	ug/kg dry	1.00	10/13/09 23:05	CDC	9J13102	8260B
Methyl Acetate	ND		14	0.74	ug/kg dry	1.00	10/13/09 23:05	CDC	9J13102	8260B
Methyl-t-Butyl Ether (MTBE)	ND		14	1.3	ug/kg dry	1.00	10/13/09 23:05	CDC	9J13102	8260B
Methylcyclohexane	ND		14	0.89	ug/kg dry	1.00	10/13/09 23:05	CDC	9J13102	8260B
Methylene Chloride	**6.2**	B, J	14	2.7	ug/kg dry	1.00	10/13/09 23:05	CDC	9J13102	8260B
m-Xylene & p-Xylene	ND		27	2.3	ug/kg dry	1.00	10/13/09 23:05	CDC	9J13102	8260B
n-Butylbenzene	ND		14	1.2	ug/kg dry	1.00	10/13/09 23:05	CDC	9J13102	8260B
n-Propylbenzene	ND		14	1.1	ug/kg dry	1.00	10/13/09 23:05	CDC	9J13102	8260B
o-Xylene	ND		14	1.8	ug/kg dry	1.00	10/13/09 23:05	CDC	9J13102	8260B
sec-Butylbenzene	ND		14	1.2	ug/kg dry	1.00	10/13/09 23:05	CDC	9J13102	8260B
Styrene	ND		14	0.68	ug/kg dry	1.00	10/13/09 23:05	CDC	9J13102	8260B

Benchmark Environmental & Engineering Science
2558 Hamburg Turnpike, Suite 300
Lackawanna, NY 14218

SDG Number: RSJ0658

Project: Benchmark - Solsil site
Project Number: TURN-0002

Received: 10/09/09-10/14/09
Reported: 11/03/09 16:08

Analytical Report

Analyte	Sample Result	Data Qualifiers	RL	MDL	Units	Dil Fac	Date Analyzed	Lab Tech	Batch	Method
Client ID: SED-3 (RSJ0706-03 - Solid) - cont.						**Sampled: 10/09/09**			**Recvd: 10/09/09 16:20**	
Volatile Organic Compounds by EPA 8260B - cont.										
Tetrachloroethene	ND		14	1.8	ug/kg dry	1.00	10/13/09 23:05	CDC	9J13102	8260B
Toluene	**320**		14	1.0	ug/kg dry	1.00	10/13/09 23:05	CDC	9J13102	8260B
trans-1,2-Dichloroethene	ND		14	1.4	ug/kg dry	1.00	10/13/09 23:05	CDC	9J13102	8260B
trans-1,3-Dichloropropene	ND		14	0.67	ug/kg dry	1.00	10/13/09 23:05	CDC	9J13102	8260B
Trichloroethene	ND		14	0.94	ug/kg dry	1.00	10/13/09 23:05	CDC	9J13102	8260B
Trichlorofluoromethane	ND		14	1.3	ug/kg dry	1.00	10/13/09 23:05	CDC	9J13102	8260B
Vinyl chloride	ND		27	1.7	ug/kg dry	1.00	10/13/09 23:05	CDC	9J13102	8260B
Xylenes, total	ND		27	2.3	ug/kg dry	1.00	10/13/09 23:05	CDC	9J13102	8260B
1,2-Dichloroethane-d4	*96 %*		*Surr Limits: (64-126%)*				*10/13/09 23:05*	*CDC*	*9J13102*	*8260B*
4-Bromofluorobenzene	*103 %*		*Surr Limits: (72-126%)*				*10/13/09 23:05*	*CDC*	*9J13102*	*8260B*
Toluene-d8	*113 %*		*Surr Limits: (71-125%)*				*10/13/09 23:05*	*CDC*	*9J13102*	*8260B*
Semivolatile Organics by GC/MS										
2,4,5-Trichlorophenol	ND	D12	23000	5000	ug/kg dry	50.0	10/14/09 18:58	JRS	9J13045	8270C
2,4,6-Trichlorophenol	ND	D12	23000	1500	ug/kg dry	50.0	10/14/09 18:58	JRS	9J13045	8270C
2,4-Dichlorophenol	ND	D12	23000	1200	ug/kg dry	50.0	10/14/09 18:58	JRS	9J13045	8270C
2,4-Dimethylphenol	ND	D12	23000	6200	ug/kg dry	50.0	10/14/09 18:58	JRS	9J13045	8270C
2,4-Dinitrophenol	ND	D12	45000	8000	ug/kg dry	50.0	10/14/09 18:58	JRS	9J13045	8270C
2,4-Dinitrotoluene	ND	D12	23000	3600	ug/kg dry	50.0	10/14/09 18:58	JRS	9J13045	8270C
2,6-Dinitrotoluene	ND	D12	23000	5600	ug/kg dry	50.0	10/14/09 18:58	JRS	9J13045	8270C
2-Chloronaphthalene	ND	D12	23000	1500	ug/kg dry	50.0	10/14/09 18:58	JRS	9J13045	8270C
2-Chlorophenol	ND	D12	23000	1200	ug/kg dry	50.0	10/14/09 18:58	JRS	9J13045	8270C
2-Methylnaphthalene	ND	D12	23000	280	ug/kg dry	50.0	10/14/09 18:58	JRS	9J13045	8270C
2-Methylphenol	ND	D12	23000	710	ug/kg dry	50.0	10/14/09 18:58	JRS	9J13045	8270C
2-Nitroaniline	ND	D12	45000	7400	ug/kg dry	50.0	10/14/09 18:58	JRS	9J13045	8270C
2-Nitrophenol	ND	D12	23000	1000	ug/kg dry	50.0	10/14/09 18:58	JRS	9J13045	8270C
3,3'-Dichlorobenzidine	ND	D12	23000	20000	ug/kg dry	50.0	10/14/09 18:58	JRS	9J13045	8270C
3-Nitroaniline	ND	D12	45000	5300	ug/kg dry	50.0	10/14/09 18:58	JRS	9J13045	8270C
4,6-Dinitro-2-methylphenol	ND	D12	45000	7900	ug/kg dry	50.0	10/14/09 18:58	JRS	9J13045	8270C
4-Bromophenyl phenyl ether	ND	D12	23000	7300	ug/kg dry	50.0	10/14/09 18:58	JRS	9J13045	8270C
4-Chloro-3-methylphenol	ND	D12	23000	940	ug/kg dry	50.0	10/14/09 18:58	JRS	9J13045	8270C
4-Chloroaniline	ND	D12	23000	6700	ug/kg dry	50.0	10/14/09 18:58	JRS	9J13045	8270C
4-Chlorophenyl phenyl ether	ND	D12	23000	490	ug/kg dry	50.0	10/14/09 18:58	JRS	9J13045	8270C
4-Methylphenol	ND	D12	23000	1300	ug/kg dry	50.0	10/14/09 18:58	JRS	9J13045	8270C
4-Nitroaniline	ND	D12	45000	2600	ug/kg dry	50.0	10/14/09 18:58	JRS	9J13045	8270C
4-Nitrophenol	ND	D12	45000	5600	ug/kg dry	50.0	10/14/09 18:58	JRS	9J13045	8270C
Acenaphthene	ND	D12	23000	270	ug/kg dry	50.0	10/14/09 18:58	JRS	9J13045	8270C
Acenaphthylene	ND	D12	23000	190	ug/kg dry	50.0	10/14/09 18:58	JRS	9J13045	8270C
Acetophenone	ND	D12	23000	1200	ug/kg dry	50.0	10/14/09 18:58	JRS	9J13045	8270C
Anthracene	ND	D12	23000	590	ug/kg dry	50.0	10/14/09 18:58	JRS	9J13045	8270C
Atrazine	ND	D12	23000	1000	ug/kg dry	50.0	10/14/09 18:58	JRS	9J13045	8270C
Benzaldehyde	ND	D12	23000	2500	ug/kg dry	50.0	10/14/09 18:58	JRS	9J13045	8270C
Benzo(a)anthracene	**2400**	D12,J	23000	400	ug/kg dry	50.0	10/14/09 18:58	JRS	9J13045	8270C
Benzo(a)pyrene	**2600**	D12,J	23000	550	ug/kg dry	50.0	10/14/09 18:58	JRS	9J13045	8270C
Benzo(b)fluoranthene	**3300**	D12,J	23000	450	ug/kg dry	50.0	10/14/09 18:58	JRS	9J13045	8270C
Benzo(ghi)perylene	ND	D12	23000	280	ug/kg dry	50.0	10/14/09 18:58	JRS	9J13045	8270C
Benzo(k)fluoranthene	ND	D12	23000	250	ug/kg dry	50.0	10/14/09 18:58	JRS	9J13045	8270C

Benchmark Environmental & Engineering Science
2558 Hamburg Turnpike, Suite 300
Lackawanna, NY 14218

SDG Number: RSJ0658

Project: Benchmark - Solsil site
Project Number: TURN-0002

Received: 10/09/09-10/14/09
Reported: 11/03/09 16:08

Analytical Report

Client ID: SED-3 (RSJ0706-03 - Solid) - cont. **Sampled: 10/09/09** **Recvd: 10/09/09 16:20**

Analyte	Sample Result	Data Qualifiers	RL	MDL	Units	Dil Fac	Date Analyzed	Lab Tech	Batch	Method
Semivolatile Organics by GC/MS - cont.										
Biphenyl	ND	D12	23000	1400	ug/kg dry	50.0	10/14/09 18:58	JRS	9J13045	8270C
Bis(2-chloroethoxy)methane	ND	D12	23000	1200	ug/kg dry	50.0	10/14/09 18:58	JRS	9J13045	8270C
Bis(2-chloroethyl)ether	ND	D12	23000	2000	ug/kg dry	50.0	10/14/09 18:58	JRS	9J13045	8270C
2,2'-Oxybis(1-Chloropropane)	ND	D12	23000	2400	ug/kg dry	50.0	10/14/09 18:58	JRS	9J13045	8270C
Bis(2-ethylhexyl) phthalate	ND	D12	23000	7400	ug/kg dry	50.0	10/14/09 18:58	JRS	9J13045	8270C
Butyl benzyl phthalate	ND	D12	23000	6200	ug/kg dry	50.0	10/14/09 18:58	JRS	9J13045	8270C
Caprolactam	ND	D12	23000	9900	ug/kg dry	50.0	10/14/09 18:58	JRS	9J13045	8270C
Carbazole	ND	D12	23000	270	ug/kg dry	50.0	10/14/09 18:58	JRS	9J13045	8270C
Chrysene	**2800**	D12,J	23000	230	ug/kg dry	50.0	10/14/09 18:58	JRS	9J13045	8270C
Dibenzo(a,h)anthracene	ND	D12	23000	270	ug/kg dry	50.0	10/14/09 18:58	JRS	9J13045	8270C
Dibenzofuran	ND	D12	23000	240	ug/kg dry	50.0	10/14/09 18:58	JRS	9J13045	8270C
Diethyl phthalate	ND	D12	23000	690	ug/kg dry	50.0	10/14/09 18:58	JRS	9J13045	8270C
Dimethyl phthalate	ND	D12	23000	600	ug/kg dry	50.0	10/14/09 18:58	JRS	9J13045	8270C
Di-n-butyl phthalate	ND	D12	23000	7900	ug/kg dry	50.0	10/14/09 18:58	JRS	9J13045	8270C
Di-n-octyl phthalate	ND	D12	23000	540	ug/kg dry	50.0	10/14/09 18:58	JRS	9J13045	8270C
Fluoranthene	**4900**	D12,J	23000	330	ug/kg dry	50.0	10/14/09 18:58	JRS	9J13045	8270C
Fluorene	ND	D12	23000	530	ug/kg dry	50.0	10/14/09 18:58	JRS	9J13045	8270C
Hexachlorobenzene	ND	D12	23000	1100	ug/kg dry	50.0	10/14/09 18:58	JRS	9J13045	8270C
Hexachlorobutadiene	ND	D12	23000	1200	ug/kg dry	50.0	10/14/09 18:58	JRS	9J13045	8270C
Hexachlorocyclopentadiene	ND	D12	23000	6900	ug/kg dry	50.0	10/14/09 18:58	JRS	9J13045	8270C
Hexachloroethane	ND	D12	23000	1800	ug/kg dry	50.0	10/14/09 18:58	JRS	9J13045	8270C
Indeno(1,2,3-cd)pyrene	ND	D12	23000	640	ug/kg dry	50.0	10/14/09 18:58	JRS	9J13045	8270C
Isophorone	ND	D12	23000	1100	ug/kg dry	50.0	10/14/09 18:58	JRS	9J13045	8270C
Naphthalene	ND	D12	23000	380	ug/kg dry	50.0	10/14/09 18:58	JRS	9J13045	8270C
Nitrobenzene	ND	D12	23000	1000	ug/kg dry	50.0	10/14/09 18:58	JRS	9J13045	8270C
N-Nitrosodi-n-propylamine	ND	D12	23000	1800	ug/kg dry	50.0	10/14/09 18:58	JRS	9J13045	8270C
N-Nitrosodiphenylamine	ND	D12,L	23000	1300	ug/kg dry	50.0	10/14/09 18:58	JRS	9J13045	8270C
Pentachlorophenol	ND	D12	45000	7900	ug/kg dry	50.0	10/14/09 18:58	JRS	9J13045	8270C
Phenanthrene	**2600**	D12,J	23000	480	ug/kg dry	50.0	10/14/09 18:58	JRS	9J13045	8270C
Phenol	ND	D12	23000	2400	ug/kg dry	50.0	10/14/09 18:58	JRS	9J13045	8270C
Pyrene	**4600**	D12,J	23000	150	ug/kg dry	50.0	10/14/09 18:58	JRS	9J13045	8270C
2,4,6-Tribromophenol	*193 %*	*D12,Z3*	*Surr Limits: (39-146%)*				*10/14/09 18:58*	*JRS*	*9J13045*	*8270C*
2-Fluorobiphenyl	*84 %*	*D12*	*Surr Limits: (37-120%)*				*10/14/09 18:58*	*JRS*	*9J13045*	*8270C*
2-Fluorophenol	*63 %*	*D12*	*Surr Limits: (18-120%)*				*10/14/09 18:58*	*JRS*	*9J13045*	*8270C*
Nitrobenzene-d5	*68 %*	*D12*	*Surr Limits: (34-132%)*				*10/14/09 18:58*	*JRS*	*9J13045*	*8270C*
Phenol-d5	*82 %*	*D12*	*Surr Limits: (11-120%)*				*10/14/09 18:58*	*JRS*	*9J13045*	*8270C*
p-Terphenyl-d14	*86 %*	*D12*	*Surr Limits: (58-147%)*				*10/14/09 18:58*	*JRS*	*9J13045*	*8270C*
Polychlorinated Biphenyls by EPA Method 8082										
Aroclor 1016	ND	QSU	46	9.1	ug/kg dry	1.00	10/14/09 08:40	JxM	9J12079	8082
Aroclor 1221	ND	QSU	46	9.1	ug/kg dry	1.00	10/14/09 08:40	JxM	9J12079	8082
Aroclor 1232	ND	QSU	46	9.1	ug/kg dry	1.00	10/14/09 08:40	JxM	9J12079	8082
Aroclor 1242	ND	QSU	46	10	ug/kg dry	1.00	10/14/09 08:40	JxM	9J12079	8082
Aroclor 1248	ND	QSU	46	9.1	ug/kg dry	1.00	10/14/09 08:40	JxM	9J12079	8082
Aroclor 1254	**97**	QSU	46	9.8	ug/kg dry	1.00	10/14/09 08:40	JxM	9J12079	8082
Aroclor 1260	ND	QSU	46	9.8	ug/kg dry	1.00	10/14/09 08:40	JxM	9J12079	8082

Benchmark Environmental & Engineering Science
2558 Hamburg Turnpike, Suite 300
Lackawanna, NY 14218

SDG Number: RSJ0658

Project: Benchmark - Solsil site
Project Number: TURN-0002

Received: 10/09/09-10/14/09
Reported: 11/03/09 16:08

Analytical Report

Client ID: SED-3 (RSJ0706-03 - Solid) - cont. **Sampled: 10/09/09** **Recvd: 10/09/09 16:20**

Analyte	Sample Result	Data Qualifiers	RL	MDL	Units	Dil Fac	Date Analyzed	Lab Tech	Batch	Method
Polychlorinated Biphenyls by EPA Method 8082 - cont.										
Decachlorobiphenyl	*150 %*	*QSU,Z5*	*Surr Limits: (34-148%)*				*10/14/09 08:40*	*JxM*	*9J12079*	*8082*
Tetrachloro-m-xylene	*81 %*	*QSU*	*Surr Limits: (35-134%)*				*10/14/09 08:40*	*JxM*	*9J12079*	*8082*
Total Metals by SW 846 Series Methods										
Aluminum	**5370**		29.7	NR	mg/kg dry	1.00	10/14/09 14:28	LMH	9J13012	6010B
Antimony	ND		44.6	NR	mg/kg dry	1.00	10/14/09 14:28	LMH	9J13012	6010B
Arsenic	**7.4**		5.9	NR	mg/kg dry	1.00	10/14/09 14:28	LMH	9J13012	6010B
Barium	**177**		1.49	NR	mg/kg dry	1.00	10/14/09 14:28	LMH	9J13012	6010B
Beryllium	**0.681**		0.594	NR	mg/kg dry	1.00	10/14/09 14:28	LMH	9J13012	6010B
Cadmium	**2.22**		0.594	NR	mg/kg dry	1.00	10/14/09 14:28	LMH	9J13012	6010B
Calcium	**108000**		149	NR	mg/kg dry	1.00	10/14/09 14:28	LMH	9J13012	6010B
Chromium	**84.8**		1.49	NR	mg/kg dry	1.00	10/14/09 14:28	LMH	9J13012	6010B
Cobalt	**8.40**		1.49	NR	mg/kg dry	1.00	10/14/09 14:28	LMH	9J13012	6010B
Copper	**131**		3.0	NR	mg/kg dry	1.00	10/14/09 14:28	LMH	9J13012	6010B
Iron	**16700**		29.7	NR	mg/kg dry	1.00	10/14/09 14:28	LMH	9J13012	6010B
Lead	**125**		3.0	NR	mg/kg dry	1.00	10/14/09 14:28	LMH	9J13012	6010B
Magnesium	**53300**		59.4	NR	mg/kg dry	1.00	10/14/09 14:28	LMH	9J13012	6010B
Manganese	**825**		0.6	NR	mg/kg dry	1.00	10/14/09 14:28	LMH	9J13012	6010B
Nickel	**64.4**		14.9	NR	mg/kg dry	1.00	10/14/09 14:28	LMH	9J13012	6010B
Potassium	**906**		89.2	NR	mg/kg dry	1.00	10/14/09 14:28	LMH	9J13012	6010B
Selenium	ND		11.9	NR	mg/kg dry	1.00	10/14/09 14:28	LMH	9J13012	6010B
Silver	ND		1.49	NR	mg/kg dry	1.00	10/14/09 14:28	LMH	9J13012	6010B
Sodium	ND		416	NR	mg/kg dry	1.00	10/14/09 14:28	LMH	9J13012	6010B
Thallium	ND		17.8	NR	mg/kg dry	1.00	10/14/09 14:28	LMH	9J13012	6010B
Vanadium	**18.4**		1.49	NR	mg/kg dry	1.00	10/14/09 14:28	LMH	9J13012	6010B
Zinc	**1520**		5.9	NR	mg/kg dry	1.00	10/14/09 14:28	LMH	9J13012	6010B
Mercury	**0.438**		0.0508	NR	mg/kg dry	1.00	10/13/09 16:57	MXM	9J13026	7471A
General Chemistry Parameters										
Percent Solids	**36**		0.010	NR	%	1.00	10/13/09 15:20	JRR	9J13041	Dry Weight

Benchmark Environmental & Engineering Science
2558 Hamburg Turnpike, Suite 300
Lackawanna, NY 14218

SDG Number: RSJ0658

Project: Benchmark - Solsil site
Project Number: TURN-0002

Received: 10/09/09-10/14/09
Reported: 11/03/09 16:08

Analytical Report

Client ID: TP-14 (2.5-3.5) (RSJ0658-06 - Solid) **Sampled: 10/07/09 14:50** **Recvd: 10/09/09 11:40**

Semivolatile Organics by GC/MS

Analyte	Sample Result	Data Qualifiers	RL	MDL	Units	Dil Fac	Date Analyzed	Lab Tech	Batch	Method
2,4,5-Trichlorophenol	ND	D12	10000	2300	ug/kg dry	50.0	10/15/09 17:53	JRS	9J10011	8270C
2,4,6-Trichlorophenol	ND	D12	10000	690	ug/kg dry	50.0	10/15/09 17:53	JRS	9J10011	8270C
2,4-Dichlorophenol	ND	D12	10000	550	ug/kg dry	50.0	10/15/09 17:53	JRS	9J10011	8270C
2,4-Dimethylphenol	ND	D12	10000	2800	ug/kg dry	50.0	10/15/09 17:53	JRS	9J10011	8270C
2,4-Dinitrophenol	ND	D12,L	20000	3600	ug/kg dry	50.0	10/15/09 17:53	JRS	9J10011	8270C
2,4-Dinitrotoluene	ND	D12	10000	1600	ug/kg dry	50.0	10/15/09 17:53	JRS	9J10011	8270C
2,6-Dinitrotoluene	ND	D12	10000	2500	ug/kg dry	50.0	10/15/09 17:53	JRS	9J10011	8270C
2-Chloronaphthalene	ND	D12	10000	700	ug/kg dry	50.0	10/15/09 17:53	JRS	9J10011	8270C
2-Chlorophenol	ND	D12	10000	530	ug/kg dry	50.0	10/15/09 17:53	JRS	9J10011	8270C
2-Methylnaphthalene	ND	D12	10000	130	ug/kg dry	50.0	10/15/09 17:53	JRS	9J10011	8270C
2-Methylphenol	ND	D12	10000	320	ug/kg dry	50.0	10/15/09 17:53	JRS	9J10011	8270C
2-Nitroaniline	ND	D12	20000	3300	ug/kg dry	50.0	10/15/09 17:53	JRS	9J10011	8270C
2-Nitrophenol	ND	D12	10000	480	ug/kg dry	50.0	10/15/09 17:53	JRS	9J10011	8270C
3,3'-Dichlorobenzidine	ND	D12,L	10000	9100	ug/kg dry	50.0	10/15/09 17:53	JRS	9J10011	8270C
3-Nitroaniline	ND	D12	20000	2400	ug/kg dry	50.0	10/15/09 17:53	JRS	9J10011	8270C
4,6-Dinitro-2-methylphenol	ND	D12	20000	3600	ug/kg dry	50.0	10/15/09 17:53	JRS	9J10011	8270C
4-Bromophenyl phenyl ether	ND	D12	10000	3300	ug/kg dry	50.0	10/15/09 17:53	JRS	9J10011	8270C
4-Chloro-3-methylphenol	ND	D12	10000	430	ug/kg dry	50.0	10/15/09 17:53	JRS	9J10011	8270C
4-Chloroaniline	ND	D12	10000	3100	ug/kg dry	50.0	10/15/09 17:53	JRS	9J10011	8270C
4-Chlorophenyl phenyl ether	ND	D12	10000	220	ug/kg dry	50.0	10/15/09 17:53	JRS	9J10011	8270C
4-Methylphenol	ND	D12	10000	580	ug/kg dry	50.0	10/15/09 17:53	JRS	9J10011	8270C
4-Nitroaniline	ND	D12	20000	1200	ug/kg dry	50.0	10/15/09 17:53	JRS	9J10011	8270C
4-Nitrophenol	ND	D12	20000	2500	ug/kg dry	50.0	10/15/09 17:53	JRS	9J10011	8270C
Acenaphthene	ND	D12	10000	120	ug/kg dry	50.0	10/15/09 17:53	JRS	9J10011	8270C
Acenaphthylene	ND	D12	10000	85	ug/kg dry	50.0	10/15/09 17:53	JRS	9J10011	8270C
Acetophenone	ND	D12	10000	530	ug/kg dry	50.0	10/15/09 17:53	JRS	9J10011	8270C
Anthracene	ND	D12	10000	270	ug/kg dry	50.0	10/15/09 17:53	JRS	9J10011	8270C
Atrazine	ND	D12	10000	460	ug/kg dry	50.0	10/15/09 17:53	JRS	9J10011	8270C
Benzaldehyde	ND	D12	10000	1100	ug/kg dry	50.0	10/15/09 17:53	JRS	9J10011	8270C
Benzo(a)anthracene	ND	D12	10000	180	ug/kg dry	50.0	10/15/09 17:53	JRS	9J10011	8270C
Benzo(a)pyrene	ND	D12	10000	250	ug/kg dry	50.0	10/15/09 17:53	JRS	9J10011	8270C
Benzo(b)fluoranthene	ND	D12	10000	200	ug/kg dry	50.0	10/15/09 17:53	JRS	9J10011	8270C
Benzo(ghi)perylene	ND	D12	10000	120	ug/kg dry	50.0	10/15/09 17:53	JRS	9J10011	8270C
Benzo(k)fluoranthene	ND	D12	10000	110	ug/kg dry	50.0	10/15/09 17:53	JRS	9J10011	8270C
Biphenyl	ND	D12	10000	650	ug/kg dry	50.0	10/15/09 17:53	JRS	9J10011	8270C
Bis(2-chloroethoxy)methane	ND	D12	10000	570	ug/kg dry	50.0	10/15/09 17:53	JRS	9J10011	8270C
Bis(2-chloroethyl)ether	ND	D12	10000	900	ug/kg dry	50.0	10/15/09 17:53	JRS	9J10011	8270C
2,2'-Oxybis(1-Chloropropane)	ND	D12	10000	1100	ug/kg dry	50.0	10/15/09 17:53	JRS	9J10011	8270C
Bis(2-ethylhexyl) phthalate	ND	D12	10000	3400	ug/kg dry	50.0	10/15/09 17:53	JRS	9J10011	8270C
Butyl benzyl phthalate	ND	D12	10000	2800	ug/kg dry	50.0	10/15/09 17:53	JRS	9J10011	8270C
Caprolactam	ND	D12	10000	4500	ug/kg dry	50.0	10/15/09 17:53	JRS	9J10011	8270C
Carbazole	ND	D12	10000	120	ug/kg dry	50.0	10/15/09 17:53	JRS	9J10011	8270C
Chrysene	ND	D12	10000	100	ug/kg dry	50.0	10/15/09 17:53	JRS	9J10011	8270C
Dibenzo(a,h)anthracene	ND	D12	10000	120	ug/kg dry	50.0	10/15/09 17:53	JRS	9J10011	8270C
Dibenzofuran	ND	D12	10000	110	ug/kg dry	50.0	10/15/09 17:53	JRS	9J10011	8270C
Diethyl phthalate	ND	D12	10000	310	ug/kg dry	50.0	10/15/09 17:53	JRS	9J10011	8270C

Benchmark Environmental & Engineering Science
2558 Hamburg Turnpike, Suite 300
Lackawanna, NY 14218

SDG Number: RSJ0658

Project: Benchmark - Solsil site
Project Number: TURN-0002

Received: 10/09/09-10/14/09
Reported: 11/03/09 16:08

Analytical Report

Client ID: TP-14 (2.5-3.5) (RSJ0658-06 - Solid) - cont. **Sampled: 10/07/09 14:50** **Recvd: 10/09/09 11:40**

Analyte	Sample Result	Data Qualifiers	RL	MDL	Units	Dil Fac	Date Analyzed	Lab Tech	Batch	Method
Semivolatile Organics by GC/MS - cont.										
Dimethyl phthalate	ND	D12	10000	270	ug/kg dry	50.0	10/15/09 17:53	JRS	9J10011	8270C
Di-n-butyl phthalate	ND	D12	10000	3600	ug/kg dry	50.0	10/15/09 17:53	JRS	9J10011	8270C
Di-n-octyl phthalate	ND	D12	10000	240	ug/kg dry	50.0	10/15/09 17:53	JRS	9J10011	8270C
Fluoranthene	**530**	D12,J	10000	150	ug/kg dry	50.0	10/15/09 17:53	JRS	9J10011	8270C
Fluorene	ND	D12	10000	240	ug/kg dry	50.0	10/15/09 17:53	JRS	9J10011	8270C
Hexachlorobenzene	ND	D12	10000	520	ug/kg dry	50.0	10/15/09 17:53	JRS	9J10011	8270C
Hexachlorobutadiene	ND	D12	10000	530	ug/kg dry	50.0	10/15/09 17:53	JRS	9J10011	8270C
Hexachlorocyclopentadiene	ND	D12	10000	3100	ug/kg dry	50.0	10/15/09 17:53	JRS	9J10011	8270C
Hexachloroethane	ND	D12	10000	810	ug/kg dry	50.0	10/15/09 17:53	JRS	9J10011	8270C
Indeno(1,2,3-cd)pyrene	ND	D12	10000	290	ug/kg dry	50.0	10/15/09 17:53	JRS	9J10011	8270C
Isophorone	ND	D12	10000	520	ug/kg dry	50.0	10/15/09 17:53	JRS	9J10011	8270C
Naphthalene	ND	D12	10000	170	ug/kg dry	50.0	10/15/09 17:53	JRS	9J10011	8270C
Nitrobenzene	ND	D12	10000	460	ug/kg dry	50.0	10/15/09 17:53	JRS	9J10011	8270C
N-Nitrosodi-n-propylamine	ND	D12	10000	820	ug/kg dry	50.0	10/15/09 17:53	JRS	9J10011	8270C
N-Nitrosodiphenylamine	ND	D12,L	10000	570	ug/kg dry	50.0	10/15/09 17:53	JRS	9J10011	8270C
Pentachlorophenol	ND	D12	20000	3600	ug/kg dry	50.0	10/15/09 17:53	JRS	9J10011	8270C
Phenanthrene	ND	D12	10000	220	ug/kg dry	50.0	10/15/09 17:53	JRS	9J10011	8270C
Phenol	ND	D12	10000	1100	ug/kg dry	50.0	10/15/09 17:53	JRS	9J10011	8270C
Pyrene	ND	D12	10000	67	ug/kg dry	50.0	10/15/09 17:53	JRS	9J10011	8270C
2,4,6-Tribromophenol	*199 %*	*D12,Z3*	*Surr Limits: (39-146%)*				*10/15/09 17:53*	*JRS*	*9J10011*	*8270C*
2-Fluorobiphenyl	*69 %*	*D12*	*Surr Limits: (37-120%)*				*10/15/09 17:53*	*JRS*	*9J10011*	*8270C*
2-Fluorophenol	*46 %*	*D12*	*Surr Limits: (18-120%)*				*10/15/09 17:53*	*JRS*	*9J10011*	*8270C*
Nitrobenzene-d5	*46 %*	*D12*	*Surr Limits: (34-132%)*				*10/15/09 17:53*	*JRS*	*9J10011*	*8270C*
Phenol-d5	*60 %*	*D12*	*Surr Limits: (11-120%)*				*10/15/09 17:53*	*JRS*	*9J10011*	*8270C*
p-Terphenyl-d14	*64 %*	*D12*	*Surr Limits: (58-147%)*				*10/15/09 17:53*	*JRS*	*9J10011*	*8270C*
Total Metals by SW 846 Series Methods										
Aluminum	**7620**		12.1	NR	mg/kg dry	1.00	10/15/09 14:05	DAN	9J12051	6010B
Antimony	ND		18.1	NR	mg/kg dry	1.00	10/15/09 14:05	DAN	9J12051	6010B
Arsenic	**9.1**		2.4	NR	mg/kg dry	1.00	10/15/09 14:05	DAN	9J12051	6010B
Barium	**85.7**		0.605	NR	mg/kg dry	1.00	10/15/09 14:05	DAN	9J12051	6010B
Beryllium	**0.509**		0.242	NR	mg/kg dry	1.00	10/15/09 14:05	DAN	9J12051	6010B
Cadmium	ND	D02	1.21	NR	mg/kg dry	5.00	10/15/09 19:19	DAN	9J12051	6010B
Calcium	**8030**		60.5	NR	mg/kg dry	1.00	10/15/09 14:05	DAN	9J12051	6010B
Chromium	**126**		0.605	NR	mg/kg dry	1.00	10/15/09 14:05	DAN	9J12051	6010B
Cobalt	**13.3**		0.605	NR	mg/kg dry	1.00	10/15/09 14:05	DAN	9J12051	6010B
Copper	**143**		1.2	NR	mg/kg dry	1.00	10/15/09 14:05	DAN	9J12051	6010B
Iron	**98900**	D08	60.5	NR	mg/kg dry	5.00	10/15/09 19:19	DAN	9J12051	6010B
Lead	**67.1**		1.2	NR	mg/kg dry	1.00	10/15/09 14:05	DAN	9J12051	6010B
Magnesium	**4320**		24.2	NR	mg/kg dry	1.00	10/15/09 14:05	DAN	9J12051	6010B
Manganese	**1930**		0.2	NR	mg/kg dry	1.00	10/15/09 14:05	DAN	9J12051	6010B
Nickel	**312**		6.05	NR	mg/kg dry	1.00	10/15/09 14:05	DAN	9J12051	6010B
Potassium	**901**		36.3	NR	mg/kg dry	1.00	10/15/09 14:05	DAN	9J12051	6010B
Selenium	ND		4.8	NR	mg/kg dry	1.00	10/15/09 14:05	DAN	9J12051	6010B
Silver	ND		0.605	NR	mg/kg dry	1.00	10/15/09 14:05	DAN	9J12051	6010B
Sodium	**415**		169	NR	mg/kg dry	1.00	10/15/09 14:05	DAN	9J12051	6010B
Thallium	**9.9**		7.3	NR	mg/kg dry	1.00	10/15/09 14:05	DAN	9J12051	6010B

Benchmark Environmental & Engineering Science
2558 Hamburg Turnpike, Suite 300
Lackawanna, NY 14218

SDG Number: RSJ0658

Project: Benchmark - Solsil site
Project Number: TURN-0002

Received: 10/09/09-10/14/09
Reported: 11/03/09 16:08

Analytical Report

Analyte	Sample Result	Data Qualifiers	RL	MDL	Units	Dil Fac	Date Analyzed	Lab Tech	Batch	Method
Client ID: TP-14 (2.5-3.5) (RSJ0658-06 - Solid) - cont.						**Sampled: 10/07/09 14:50**		**Recvd: 10/09/09 11:40**		
Total Metals by SW 846 Series Methods - cont.										
Vanadium	**17.7**		0.605	NR	mg/kg dry	1.00	10/15/09 14:05	DAN	9J12051	6010B
Zinc	**189**		2.4	NR	mg/kg dry	1.00	10/15/09 14:05	DAN	9J12051	6010B
Mercury	**0.0828**		0.0240	NR	mg/kg dry	1.00	10/14/09 20:43	MXM	9J13028	7471A
General Chemistry Parameters										
Percent Solids	**80**		0.010	NR	%	1.00	10/12/09 17:16	JR	9J12049	Dry Weight

Benchmark Environmental & Engineering Science
2558 Hamburg Turnpike, Suite 300
Lackawanna, NY 14218

SDG Number: RSJ0658

Project: Benchmark - Solsil site
Project Number: TURN-0002

Received: 10/09/09-10/14/09
Reported: 11/03/09 16:08

Analytical Report

Client ID: TP-5 (0-3) (RSJ0658-01 - Solid) **Sampled: 10/07/09 10:00** **Recvd: 10/09/09 11:40**

Semivolatile Organics by GC/MS

Analyte	Sample Result	Data Qualifiers	RL	MDL	Units	Dil Fac	Date Analyzed	Lab Tech	Batch	Method
2,4,5-Trichlorophenol	ND	D12	1800	390	ug/kg dry	10.0	10/15/09 16:42	JRS	9J10011	8270C
2,4,6-Trichlorophenol	ND	D12	1800	120	ug/kg dry	10.0	10/15/09 16:42	JRS	9J10011	8270C
2,4-Dichlorophenol	ND	D12	1800	94	ug/kg dry	10.0	10/15/09 16:42	JRS	9J10011	8270C
2,4-Dimethylphenol	ND	D12	1800	490	ug/kg dry	10.0	10/15/09 16:42	JRS	9J10011	8270C
2,4-Dinitrophenol	ND	D12,L	3500	630	ug/kg dry	10.0	10/15/09 16:42	JRS	9J10011	8270C
2,4-Dinitrotoluene	ND	D12	1800	280	ug/kg dry	10.0	10/15/09 16:42	JRS	9J10011	8270C
2,6-Dinitrotoluene	ND	D12	1800	440	ug/kg dry	10.0	10/15/09 16:42	JRS	9J10011	8270C
2-Chloronaphthalene	ND	D12	1800	120	ug/kg dry	10.0	10/15/09 16:42	JRS	9J10011	8270C
2-Chlorophenol	ND	D12	1800	92	ug/kg dry	10.0	10/15/09 16:42	JRS	9J10011	8270C
2-Methylnaphthalene	ND	D12	1800	22	ug/kg dry	10.0	10/15/09 16:42	JRS	9J10011	8270C
2-Methylphenol	ND	D12	1800	55	ug/kg dry	10.0	10/15/09 16:42	JRS	9J10011	8270C
2-Nitroaniline	ND	D12	3500	580	ug/kg dry	10.0	10/15/09 16:42	JRS	9J10011	8270C
2-Nitrophenol	ND	D12	1800	82	ug/kg dry	10.0	10/15/09 16:42	JRS	9J10011	8270C
3,3'-Dichlorobenzidine	ND	D12,L	1800	1600	ug/kg dry	10.0	10/15/09 16:42	JRS	9J10011	8270C
3-Nitroaniline	ND	D12	3500	410	ug/kg dry	10.0	10/15/09 16:42	JRS	9J10011	8270C
4,6-Dinitro-2-methylphenol	ND	D12	3500	620	ug/kg dry	10.0	10/15/09 16:42	JRS	9J10011	8270C
4-Bromophenyl phenyl ether	ND	D12	1800	570	ug/kg dry	10.0	10/15/09 16:42	JRS	9J10011	8270C
4-Chloro-3-methylphenol	ND	D12	1800	74	ug/kg dry	10.0	10/15/09 16:42	JRS	9J10011	8270C
4-Chloroaniline	ND	D12	1800	530	ug/kg dry	10.0	10/15/09 16:42	JRS	9J10011	8270C
4-Chlorophenyl phenyl ether	ND	D12	1800	38	ug/kg dry	10.0	10/15/09 16:42	JRS	9J10011	8270C
4-Methylphenol	ND	D12	1800	100	ug/kg dry	10.0	10/15/09 16:42	JRS	9J10011	8270C
4-Nitroaniline	ND	D12	3500	200	ug/kg dry	10.0	10/15/09 16:42	JRS	9J10011	8270C
4-Nitrophenol	ND	D12	3500	440	ug/kg dry	10.0	10/15/09 16:42	JRS	9J10011	8270C
Acenaphthene	ND	D12	1800	21	ug/kg dry	10.0	10/15/09 16:42	JRS	9J10011	8270C
Acenaphthylene	ND	D12	1800	15	ug/kg dry	10.0	10/15/09 16:42	JRS	9J10011	8270C
Acetophenone	ND	D12	1800	92	ug/kg dry	10.0	10/15/09 16:42	JRS	9J10011	8270C
Anthracene	ND	D12	1800	46	ug/kg dry	10.0	10/15/09 16:42	JRS	9J10011	8270C
Atrazine	ND	D12	1800	80	ug/kg dry	10.0	10/15/09 16:42	JRS	9J10011	8270C
Benzaldehyde	ND	D12	1800	200	ug/kg dry	10.0	10/15/09 16:42	JRS	9J10011	8270C
Benzo(a)anthracene	**360**	D12,J	1800	31	ug/kg dry	10.0	10/15/09 16:42	JRS	9J10011	8270C
Benzo(a)pyrene	**320**	D12,J	1800	43	ug/kg dry	10.0	10/15/09 16:42	JRS	9J10011	8270C
Benzo(b)fluoranthene	**380**	D12,J	1800	35	ug/kg dry	10.0	10/15/09 16:42	JRS	9J10011	8270C
Benzo(ghi)perylene	**390**	D12,J	1800	22	ug/kg dry	10.0	10/15/09 16:42	JRS	9J10011	8270C
Benzo(k)fluoranthene	**200**	D12,J	1800	20	ug/kg dry	10.0	10/15/09 16:42	JRS	9J10011	8270C
Biphenyl	ND	D12	1800	110	ug/kg dry	10.0	10/15/09 16:42	JRS	9J10011	8270C
Bis(2-chloroethoxy)methane	ND	D12	1800	98	ug/kg dry	10.0	10/15/09 16:42	JRS	9J10011	8270C
Bis(2-chloroethyl)ether	ND	D12	1800	160	ug/kg dry	10.0	10/15/09 16:42	JRS	9J10011	8270C
2,2'-Oxybis(1-Chloropropane)	ND	D12	1800	190	ug/kg dry	10.0	10/15/09 16:42	JRS	9J10011	8270C
Bis(2-ethylhexyl) phthalate	ND	D12	1800	580	ug/kg dry	10.0	10/15/09 16:42	JRS	9J10011	8270C
Butyl benzyl phthalate	ND	D12	1800	480	ug/kg dry	10.0	10/15/09 16:42	JRS	9J10011	8270C
Caprolactam	ND	D12	1800	780	ug/kg dry	10.0	10/15/09 16:42	JRS	9J10011	8270C
Carbazole	ND	D12	1800	21	ug/kg dry	10.0	10/15/09 16:42	JRS	9J10011	8270C
Chrysene	**330**	D12,J	1800	18	ug/kg dry	10.0	10/15/09 16:42	JRS	9J10011	8270C
Dibenzo(a,h)anthracene	ND	D12	1800	21	ug/kg dry	10.0	10/15/09 16:42	JRS	9J10011	8270C
Dibenzofuran	ND	D12	1800	19	ug/kg dry	10.0	10/15/09 16:42	JRS	9J10011	8270C

Benchmark Environmental & Engineering Science
2558 Hamburg Turnpike, Suite 300
Lackawanna, NY 14218

SDG Number: RSJ0658

Project: Benchmark - Solsil site
Project Number: TURN-0002

Received: 10/09/09-10/14/09
Reported: 11/03/09 16:08

Analytical Report

Client ID: TP-5 (0-3) (RSJ0658-01 - Solid) - cont. **Sampled: 10/07/09 10:00** **Recvd: 10/09/09 11:40**

Analyte	Sample Result	Data Qualifiers	RL	MDL	Units	Dil Fac	Date Analyzed	Lab Tech	Batch	Method
Semivolatile Organics by GC/MS - cont.										
Diethyl phthalate	ND	D12	1800	54	ug/kg dry	10.0	10/15/09 16:42	JRS	9J10011	8270C
Dimethyl phthalate	ND	D12	1800	47	ug/kg dry	10.0	10/15/09 16:42	JRS	9J10011	8270C
Di-n-butyl phthalate	ND	D12	1800	620	ug/kg dry	10.0	10/15/09 16:42	JRS	9J10011	8270C
Di-n-octyl phthalate	ND	D12	1800	42	ug/kg dry	10.0	10/15/09 16:42	JRS	9J10011	8270C
Fluoranthene	**470**	D12,J	1800	26	ug/kg dry	10.0	10/15/09 16:42	JRS	9J10011	8270C
Fluorene	ND	D12	1800	42	ug/kg dry	10.0	10/15/09 16:42	JRS	9J10011	8270C
Hexachlorobenzene	ND	D12	1800	90	ug/kg dry	10.0	10/15/09 16:42	JRS	9J10011	8270C
Hexachlorobutadiene	ND	D12	1800	92	ug/kg dry	10.0	10/15/09 16:42	JRS	9J10011	8270C
Hexachlorocyclopentadiene	ND	D12	1800	540	ug/kg dry	10.0	10/15/09 16:42	JRS	9J10011	8270C
Hexachloroethane	ND	D12	1800	140	ug/kg dry	10.0	10/15/09 16:42	JRS	9J10011	8270C
Indeno(1,2,3-cd)pyrene	**280**	D12,J	1800	50	ug/kg dry	10.0	10/15/09 16:42	JRS	9J10011	8270C
Isophorone	ND	D12	1800	90	ug/kg dry	10.0	10/15/09 16:42	JRS	9J10011	8270C
Naphthalene	ND	D12	1800	30	ug/kg dry	10.0	10/15/09 16:42	JRS	9J10011	8270C
Nitrobenzene	ND	D12	1800	80	ug/kg dry	10.0	10/15/09 16:42	JRS	9J10011	8270C
N-Nitrosodi-n-propylamine	ND	D12	1800	140	ug/kg dry	10.0	10/15/09 16:42	JRS	9J10011	8270C
N-Nitrosodiphenylamine	ND	D12,L	1800	98	ug/kg dry	10.0	10/15/09 16:42	JRS	9J10011	8270C
Pentachlorophenol	ND	D12	3500	620	ug/kg dry	10.0	10/15/09 16:42	JRS	9J10011	8270C
Phenanthrene	**300**	D12,J	1800	38	ug/kg dry	10.0	10/15/09 16:42	JRS	9J10011	8270C
Phenol	ND	D12	1800	190	ug/kg dry	10.0	10/15/09 16:42	JRS	9J10011	8270C
Pyrene	**430**	D12,J	1800	12	ug/kg dry	10.0	10/15/09 16:42	JRS	9J10011	8270C
2,4,6-Tribromophenol	*103 %*	*D12*	*Surr Limits: (39-146%)*				*10/15/09 16:42*	*JRS*	*9J10011*	*8270C*
2-Fluorobiphenyl	*86 %*	*D12*	*Surr Limits: (37-120%)*				*10/15/09 16:42*	*JRS*	*9J10011*	*8270C*
2-Fluorophenol	*64 %*	*D12*	*Surr Limits: (18-120%)*				*10/15/09 16:42*	*JRS*	*9J10011*	*8270C*
Nitrobenzene-d5	*66 %*	*D12*	*Surr Limits: (34-132%)*				*10/15/09 16:42*	*JRS*	*9J10011*	*8270C*
Phenol-d5	*73 %*	*D12*	*Surr Limits: (11-120%)*				*10/15/09 16:42*	*JRS*	*9J10011*	*8270C*
p-Terphenyl-d14	*80 %*	*D12*	*Surr Limits: (58-147%)*				*10/15/09 16:42*	*JRS*	*9J10011*	*8270C*
Total Metals by SW 846 Series Methods										
Aluminum	**3120**		10.3	NR	mg/kg dry	1.00	10/15/09 13:40	DAN	9J12051	6010B
Antimony	ND		15.5	NR	mg/kg dry	1.00	10/15/09 13:40	DAN	9J12051	6010B
Arsenic	**7.3**		2.1	NR	mg/kg dry	1.00	10/15/09 13:40	DAN	9J12051	6010B
Barium	**191**		0.517	NR	mg/kg dry	1.00	10/15/09 13:40	DAN	9J12051	6010B
Beryllium	**0.315**		0.207	NR	mg/kg dry	1.00	10/15/09 13:40	DAN	9J12051	6010B
Cadmium	**0.518**		0.207	NR	mg/kg dry	1.00	10/15/09 13:40	DAN	9J12051	6010B
Calcium	**8260**		51.7	NR	mg/kg dry	1.00	10/15/09 13:40	DAN	9J12051	6010B
Chromium	**443**		0.517	NR	mg/kg dry	1.00	10/15/09 13:40	DAN	9J12051	6010B
Cobalt	**5.57**		0.517	NR	mg/kg dry	1.00	10/15/09 13:40	DAN	9J12051	6010B
Copper	**81.1**		1.0	NR	mg/kg dry	1.00	10/15/09 13:40	DAN	9J12051	6010B
Iron	**12400**		10.3	NR	mg/kg dry	1.00	10/15/09 13:40	DAN	9J12051	6010B
Lead	**74.6**		1.0	NR	mg/kg dry	1.00	10/15/09 13:40	DAN	9J12051	6010B
Magnesium	**9370**		20.7	NR	mg/kg dry	1.00	10/15/09 13:40	DAN	9J12051	6010B
Manganese	**3880**	D08	1.0	NR	mg/kg dry	5.00	10/15/09 19:09	DAN	9J12051	6010B
Nickel	**54.2**		5.17	NR	mg/kg dry	1.00	10/15/09 13:40	DAN	9J12051	6010B
Potassium	**428**		31.0	NR	mg/kg dry	1.00	10/15/09 13:40	DAN	9J12051	6010B
Selenium	ND		4.1	NR	mg/kg dry	1.00	10/15/09 13:40	DAN	9J12051	6010B
Silver	ND		0.517	NR	mg/kg dry	1.00	10/15/09 13:40	DAN	9J12051	6010B
Sodium	ND		145	NR	mg/kg dry	1.00	10/15/09 13:40	DAN	9J12051	6010B

Benchmark Environmental & Engineering Science
2558 Hamburg Turnpike, Suite 300
Lackawanna, NY 14218

SDG Number: RSJ0658

Project: Benchmark - Solsil site
Project Number: TURN-0002

Received: 10/09/09-10/14/09
Reported: 11/03/09 16:08

Analytical Report

Analyte	Sample Result	Data Qualifiers	RL	MDL	Units	Dil Fac	Date Analyzed	Lab Tech	Batch	Method
Client ID: TP-5 (0-3) (RSJ0658-01 - Solid) - cont.						**Sampled: 10/07/09 10:00**		**Recvd: 10/09/09 11:40**		
Total Metals by SW 846 Series Methods - cont.										
Thallium	ND		6.2	NR	mg/kg dry	1.00	10/15/09 13:40	DAN	9J12051	6010B
Vanadium	**9.36**		0.517	NR	mg/kg dry	1.00	10/15/09 13:40	DAN	9J12051	6010B
Zinc	**545**		2.1	NR	mg/kg dry	1.00	10/15/09 13:40	DAN	9J12051	6010B
Mercury	**0.0640**		0.0230	NR	mg/kg dry	1.00	10/14/09 20:33	MXM	9J13028	7471A
General Chemistry Parameters										
Percent Solids	**92**		0.010	NR	%	1.00	10/12/09 17:10	JR	9J12049	Dry Weight

Benchmark Environmental & Engineering Science
2558 Hamburg Turnpike, Suite 300
Lackawanna, NY 14218

SDG Number: RSJ0658

Project: Benchmark - Solsil site
Project Number: TURN-0002

Received: 10/09/09-10/14/09
Reported: 11/03/09 16:08

Analytical Report

Client ID: TP-7 (1-2) (RSJ0658-02 - Solid) — **Sampled: 10/07/09 11:30** — **Recvd: 10/09/09 11:40**

Volatile Organic Compounds by EPA 8260B

Analyte	Sample Result	Data Qualifiers	RL	MDL	Units	Dil Fac	Date Analyzed	Lab Tech	Batch	Method
1,1,1-Trichloroethane	ND		5.6	0.41	ug/kg dry	1.00	10/10/09 17:53	PQ	9J10019	8260B
1,1,2,2-Tetrachloroethane	ND		5.6	0.91	ug/kg dry	1.00	10/10/09 17:53	PQ	9J10019	8260B
1,1,2-Trichloroethane	ND		5.6	0.28	ug/kg dry	1.00	10/10/09 17:53	PQ	9J10019	8260B
1,1,2-Trichloro-1,2,2-trifluoroethane	ND		5.6	2.8	ug/kg dry	1.00	10/10/09 17:53	PQ	9J10019	8260B
1,1-Dichloroethane	ND		5.6	0.28	ug/kg dry	1.00	10/10/09 17:53	PQ	9J10019	8260B
1,1-Dichloroethene	ND		5.6	0.69	ug/kg dry	1.00	10/10/09 17:53	PQ	9J10019	8260B
1,2,4-Trichlorobenzene	ND		5.6	0.34	ug/kg dry	1.00	10/10/09 17:53	PQ	9J10019	8260B
1,2,4-Trimethylbenzene	**1.6**	J	5.6	0.41	ug/kg dry	1.00	10/10/09 17:53	PQ	9J10019	8260B
1,2-Dibromo-3-chloropropane	ND		5.6	2.8	ug/kg dry	1.00	10/10/09 17:53	PQ	9J10019	8260B
1,2-Dibromoethane	ND		5.6	0.21	ug/kg dry	1.00	10/10/09 17:53	PQ	9J10019	8260B
1,2-Dichlorobenzene	ND		5.6	0.44	ug/kg dry	1.00	10/10/09 17:53	PQ	9J10019	8260B
1,2-Dichloroethane	ND		5.6	0.28	ug/kg dry	1.00	10/10/09 17:53	PQ	9J10019	8260B
1,2-Dichloropropane	ND		5.6	2.8	ug/kg dry	1.00	10/10/09 17:53	PQ	9J10019	8260B
1,3,5-Trimethylbenzene	ND		5.6	0.36	ug/kg dry	1.00	10/10/09 17:53	PQ	9J10019	8260B
1,3-Dichlorobenzene	ND		5.6	0.29	ug/kg dry	1.00	10/10/09 17:53	PQ	9J10019	8260B
1,4-Dichlorobenzene	ND		5.6	0.79	ug/kg dry	1.00	10/10/09 17:53	PQ	9J10019	8260B
2-Butanone	ND		28	2.1	ug/kg dry	1.00	10/10/09 17:53	PQ	9J10019	8260B
2-Hexanone	ND		28	2.0	ug/kg dry	1.00	10/10/09 17:53	PQ	9J10019	8260B
p-Cymene	ND		5.6	0.45	ug/kg dry	1.00	10/10/09 17:53	PQ	9J10019	8260B
4-Methyl-2-pentanone	ND		28	1.8	ug/kg dry	1.00	10/10/09 17:53	PQ	9J10019	8260B
Acetone	**27**	J	28	1.2	ug/kg dry	1.00	10/10/09 17:53	PQ	9J10019	8260B
Benzene	ND		5.6	0.28	ug/kg dry	1.00	10/10/09 17:53	PQ	9J10019	8260B
Bromodichloromethane	ND		5.6	0.29	ug/kg dry	1.00	10/10/09 17:53	PQ	9J10019	8260B
Bromoform	ND		5.6	2.8	ug/kg dry	1.00	10/10/09 17:53	PQ	9J10019	8260B
Bromomethane	ND		5.6	1.2	ug/kg dry	1.00	10/10/09 17:53	PQ	9J10019	8260B
Carbon disulfide	**1.7**	J	5.6	0.48	ug/kg dry	1.00	10/10/09 17:53	PQ	9J10019	8260B
Carbon Tetrachloride	ND		5.6	0.54	ug/kg dry	1.00	10/10/09 17:53	PQ	9J10019	8260B
Chlorobenzene	ND	M8	5.6	0.74	ug/kg dry	1.00	10/10/09 17:53	PQ	9J10019	8260B
Dibromochloromethane	ND		5.6	0.31	ug/kg dry	1.00	10/10/09 17:53	PQ	9J10019	8260B
Chloroethane	ND		5.6	2.3	ug/kg dry	1.00	10/10/09 17:53	PQ	9J10019	8260B
Chloroform	ND		5.6	0.35	ug/kg dry	1.00	10/10/09 17:53	PQ	9J10019	8260B
Chloromethane	ND		5.6	0.34	ug/kg dry	1.00	10/10/09 17:53	PQ	9J10019	8260B
cis-1,2-Dichloroethene	ND		5.6	0.28	ug/kg dry	1.00	10/10/09 17:53	PQ	9J10019	8260B
cis-1,3-Dichloropropene	ND		5.6	0.32	ug/kg dry	1.00	10/10/09 17:53	PQ	9J10019	8260B
Cyclohexane	**1.6**	J	5.6	0.26	ug/kg dry	1.00	10/10/09 17:53	PQ	9J10019	8260B
Dichlorodifluoromethane	ND		5.6	0.46	ug/kg dry	1.00	10/10/09 17:53	PQ	9J10019	8260B
Ethylbenzene	ND		5.6	0.39	ug/kg dry	1.00	10/10/09 17:53	PQ	9J10019	8260B
Isopropylbenzene	ND		5.6	0.85	ug/kg dry	1.00	10/10/09 17:53	PQ	9J10019	8260B
Methyl Acetate	ND		5.6	0.30	ug/kg dry	1.00	10/10/09 17:53	PQ	9J10019	8260B
Methyl-t-Butyl Ether (MTBE)	ND		5.6	0.55	ug/kg dry	1.00	10/10/09 17:53	PQ	9J10019	8260B
Methylcyclohexane	ND		5.6	0.36	ug/kg dry	1.00	10/10/09 17:53	PQ	9J10019	8260B
Methylene Chloride	**2.2**	J	5.6	1.1	ug/kg dry	1.00	10/10/09 17:53	PQ	9J10019	8260B
m-Xylene & p-Xylene	ND		11	0.94	ug/kg dry	1.00	10/10/09 17:53	PQ	9J10019	8260B
n-Butylbenzene	ND		5.6	0.49	ug/kg dry	1.00	10/10/09 17:53	PQ	9J10019	8260B
n-Propylbenzene	ND		5.6	0.45	ug/kg dry	1.00	10/10/09 17:53	PQ	9J10019	8260B
o-Xylene	ND		5.6	0.73	ug/kg dry	1.00	10/10/09 17:53	PQ	9J10019	8260B
sec-Butylbenzene	ND		5.6	0.49	ug/kg dry	1.00	10/10/09 17:53	PQ	9J10019	8260B
Styrene	ND		5.6	0.28	ug/kg dry	1.00	10/10/09 17:53	PQ	9J10019	8260B

Benchmark Environmental & Engineering Science
2558 Hamburg Turnpike, Suite 300
Lackawanna, NY 14218

SDG Number: RSJ0658

Project: Benchmark - Solsil site
Project Number: TURN-0002

Received: 10/09/09-10/14/09
Reported: 11/03/09 16:08

Analytical Report

Client ID: TP-7 (1-2) (RSJ0658-02 - Solid) - cont. **Sampled: 10/07/09 11:30** **Recvd: 10/09/09 11:40**

Analyte	Sample Result	Data Qualifiers	RL	MDL	Units	Dil Fac	Date Analyzed	Lab Tech	Batch	Method
Volatile Organic Compounds by EPA 8260B - cont.										
Tetrachloroethene	ND		5.6	0.75	ug/kg dry	1.00	10/10/09 17:53	PQ	9J10019	8260B
Toluene	ND		5.6	0.42	ug/kg dry	1.00	10/10/09 17:53	PQ	9J10019	8260B
trans-1,2-Dichloroethene	ND		5.6	0.58	ug/kg dry	1.00	10/10/09 17:53	PQ	9J10019	8260B
trans-1,3-Dichloropropene	ND		5.6	0.28	ug/kg dry	1.00	10/10/09 17:53	PQ	9J10019	8260B
Trichloroethene	ND	M8	5.6	0.39	ug/kg dry	1.00	10/10/09 17:53	PQ	9J10019	8260B
Trichlorofluoromethane	ND		5.6	0.53	ug/kg dry	1.00	10/10/09 17:53	PQ	9J10019	8260B
Vinyl chloride	ND		11	0.69	ug/kg dry	1.00	10/10/09 17:53	PQ	9J10019	8260B
Xylenes, total	ND		11	0.94	ug/kg dry	1.00	10/10/09 17:53	PQ	9J10019	8260B
1,2-Dichloroethane-d4	*98 %*		*Surr Limits: (64-126%)*				*10/10/09 17:53*	*PQ*	*9J10019*	*8260B*
4-Bromofluorobenzene	*110 %*		*Surr Limits: (72-126%)*				*10/10/09 17:53*	*PQ*	*9J10019*	*8260B*
Toluene-d8	*109 %*		*Surr Limits: (71-125%)*				*10/10/09 17:53*	*PQ*	*9J10019*	*8260B*
Semivolatile Organics by GC/MS										
2,4,5-Trichlorophenol	ND		190	41	ug/kg dry	1.00	10/15/09 17:06	JRS	9J10011	8270C
2,4,6-Trichlorophenol	ND		190	12	ug/kg dry	1.00	10/15/09 17:06	JRS	9J10011	8270C
2,4-Dichlorophenol	ND		190	9.9	ug/kg dry	1.00	10/15/09 17:06	JRS	9J10011	8270C
2,4-Dimethylphenol	ND		190	51	ug/kg dry	1.00	10/15/09 17:06	JRS	9J10011	8270C
2,4-Dinitrophenol	ND	M12	370	66	ug/kg dry	1.00	10/15/09 17:06	JRS	9J10011	8270C
2,4-Dinitrotoluene	ND		190	29	ug/kg dry	1.00	10/15/09 17:06	JRS	9J10011	8270C
2,6-Dinitrotoluene	ND		190	46	ug/kg dry	1.00	10/15/09 17:06	JRS	9J10011	8270C
2-Chloronaphthalene	ND		190	13	ug/kg dry	1.00	10/15/09 17:06	JRS	9J10011	8270C
2-Chlorophenol	ND		190	9.6	ug/kg dry	1.00	10/15/09 17:06	JRS	9J10011	8270C
2-Methylnaphthalene	**190**		190	2.3	ug/kg dry	1.00	10/15/09 17:06	JRS	9J10011	8270C
2-Methylphenol	ND		190	5.8	ug/kg dry	1.00	10/15/09 17:06	JRS	9J10011	8270C
2-Nitroaniline	ND		370	60	ug/kg dry	1.00	10/15/09 17:06	JRS	9J10011	8270C
2-Nitrophenol	ND		190	8.6	ug/kg dry	1.00	10/15/09 17:06	JRS	9J10011	8270C
3,3'-Dichlorobenzidine	ND		190	170	ug/kg dry	1.00	10/15/09 17:06	JRS	9J10011	8270C
3-Nitroaniline	ND		370	43	ug/kg dry	1.00	10/15/09 17:06	JRS	9J10011	8270C
4,6-Dinitro-2-methylphenol	ND	M8	370	65	ug/kg dry	1.00	10/15/09 17:06	JRS	9J10011	8270C
4-Bromophenyl phenyl ether	ND		190	60	ug/kg dry	1.00	10/15/09 17:06	JRS	9J10011	8270C
4-Chloro-3-methylphenol	ND		190	7.8	ug/kg dry	1.00	10/15/09 17:06	JRS	9J10011	8270C
4-Chloroaniline	ND		190	55	ug/kg dry	1.00	10/15/09 17:06	JRS	9J10011	8270C
4-Chlorophenyl phenyl ether	ND		190	4.0	ug/kg dry	1.00	10/15/09 17:06	JRS	9J10011	8270C
4-Methylphenol	ND		190	10	ug/kg dry	1.00	10/15/09 17:06	JRS	9J10011	8270C
4-Nitroaniline	ND		370	21	ug/kg dry	1.00	10/15/09 17:06	JRS	9J10011	8270C
4-Nitrophenol	ND		370	46	ug/kg dry	1.00	10/15/09 17:06	JRS	9J10011	8270C
Acenaphthene	**130**	J	190	2.2	ug/kg dry	1.00	10/15/09 17:06	JRS	9J10011	8270C
Acenaphthylene	ND		190	1.5	ug/kg dry	1.00	10/15/09 17:06	JRS	9J10011	8270C
Acetophenone	ND		190	9.7	ug/kg dry	1.00	10/15/09 17:06	JRS	9J10011	8270C
Anthracene	**160**	J	190	4.8	ug/kg dry	1.00	10/15/09 17:06	JRS	9J10011	8270C
Atrazine	ND		190	8.4	ug/kg dry	1.00	10/15/09 17:06	JRS	9J10011	8270C
Benzaldehyde	ND		190	21	ug/kg dry	1.00	10/15/09 17:06	JRS	9J10011	8270C
Benzo(a)anthracene	**590**		190	3.3	ug/kg dry	1.00	10/15/09 17:06	JRS	9J10011	8270C
Benzo(a)pyrene	**430**		190	4.5	ug/kg dry	1.00	10/15/09 17:06	JRS	9J10011	8270C
Benzo(b)fluoranthene	**650**		190	3.7	ug/kg dry	1.00	10/15/09 17:06	JRS	9J10011	8270C
Benzo(ghi)perylene	**440**		190	2.3	ug/kg dry	1.00	10/15/09 17:06	JRS	9J10011	8270C
Benzo(k)fluoranthene	**220**		190	2.1	ug/kg dry	1.00	10/15/09 17:06	JRS	9J10011	8270C

Benchmark Environmental & Engineering Science
2558 Hamburg Turnpike, Suite 300
Lackawanna, NY 14218

SDG Number: RSJ0658

Project: Benchmark - Solsil site
Project Number: TURN-0002

Received: 10/09/09-10/14/09
Reported: 11/03/09 16:08

Analytical Report

Client ID: TP-7 (1-2) (RSJ0658-02 - Solid) - cont. **Sampled: 10/07/09 11:30** **Recvd: 10/09/09 11:40**

Analyte	Sample Result	Data Qualifiers	RL	MDL	Units	Dil Fac	Date Analyzed	Lab Tech	Batch	Method
Semivolatile Organics by GC/MS - cont.										
Biphenyl	**36**	J	190	12	ug/kg dry	1.00	10/15/09 17:06	JRS	9J10011	8270C
Bis(2-chloroethoxy)methane	ND		190	10	ug/kg dry	1.00	10/15/09 17:06	JRS	9J10011	8270C
Bis(2-chloroethyl)ether	ND		190	16	ug/kg dry	1.00	10/15/09 17:06	JRS	9J10011	8270C
2,2'-Oxybis(1-Chloropropane)	ND		190	20	ug/kg dry	1.00	10/15/09 17:06	JRS	9J10011	8270C
Bis(2-ethylhexyl) phthalate	ND		190	61	ug/kg dry	1.00	10/15/09 17:06	JRS	9J10011	8270C
Butyl benzyl phthalate	ND		190	51	ug/kg dry	1.00	10/15/09 17:06	JRS	9J10011	8270C
Caprolactam	ND		190	82	ug/kg dry	1.00	10/15/09 17:06	JRS	9J10011	8270C
Carbazole	**110**	J	190	2.2	ug/kg dry	1.00	10/15/09 17:06	JRS	9J10011	8270C
Chrysene	**730**		190	1.9	ug/kg dry	1.00	10/15/09 17:06	JRS	9J10011	8270C
Dibenzo(a,h)anthracene	**95**	J	190	2.2	ug/kg dry	1.00	10/15/09 17:06	JRS	9J10011	8270C
Dibenzofuran	**70**	J	190	2.0	ug/kg dry	1.00	10/15/09 17:06	JRS	9J10011	8270C
Diethyl phthalate	ND		190	5.7	ug/kg dry	1.00	10/15/09 17:06	JRS	9J10011	8270C
Dimethyl phthalate	ND		190	4.9	ug/kg dry	1.00	10/15/09 17:06	JRS	9J10011	8270C
Di-n-butyl phthalate	ND		190	65	ug/kg dry	1.00	10/15/09 17:06	JRS	9J10011	8270C
Di-n-octyl phthalate	ND		190	4.4	ug/kg dry	1.00	10/15/09 17:06	JRS	9J10011	8270C
Fluoranthene	**1200**		190	2.7	ug/kg dry	1.00	10/15/09 17:06	JRS	9J10011	8270C
Fluorene	**84**	J	190	4.3	ug/kg dry	1.00	10/15/09 17:06	JRS	9J10011	8270C
Hexachlorobenzene	ND		190	9.4	ug/kg dry	1.00	10/15/09 17:06	JRS	9J10011	8270C
Hexachlorobutadiene	ND		190	9.6	ug/kg dry	1.00	10/15/09 17:06	JRS	9J10011	8270C
Hexachlorocyclopentadiene	ND		190	57	ug/kg dry	1.00	10/15/09 17:06	JRS	9J10011	8270C
Hexachloroethane	ND		190	15	ug/kg dry	1.00	10/15/09 17:06	JRS	9J10011	8270C
Indeno(1,2,3-cd)pyrene	ND		190	5.2	ug/kg dry	1.00	10/15/09 17:06	JRS	9J10011	8270C
Isophorone	ND		190	9.4	ug/kg dry	1.00	10/15/09 17:06	JRS	9J10011	8270C
Naphthalene	**78**	J	190	3.1	ug/kg dry	1.00	10/15/09 17:06	JRS	9J10011	8270C
Nitrobenzene	ND		190	8.4	ug/kg dry	1.00	10/15/09 17:06	JRS	9J10011	8270C
N-Nitrosodi-n-propylamine	ND		190	15	ug/kg dry	1.00	10/15/09 17:06	JRS	9J10011	8270C
N-Nitrosodiphenylamine	ND	M11	190	10	ug/kg dry	1.00	10/15/09 17:06	JRS	9J10011	8270C
Pentachlorophenol	ND	M8	370	65	ug/kg dry	1.00	10/15/09 17:06	JRS	9J10011	8270C
Phenanthrene	**950**		190	4.0	ug/kg dry	1.00	10/15/09 17:06	JRS	9J10011	8270C
Phenol	ND		190	20	ug/kg dry	1.00	10/15/09 17:06	JRS	9J10011	8270C
Pyrene	**1000**		190	1.2	ug/kg dry	1.00	10/15/09 17:06	JRS	9J10011	8270C
2,4,6-Tribromophenol	*69 %*		*Surr Limits: (39-146%)*				*10/15/09 17:06*	*JRS*	*9J10011*	*8270C*
2-Fluorobiphenyl	*83 %*		*Surr Limits: (37-120%)*				*10/15/09 17:06*	*JRS*	*9J10011*	*8270C*
2-Fluorophenol	*70 %*		*Surr Limits: (18-120%)*				*10/15/09 17:06*	*JRS*	*9J10011*	*8270C*
Nitrobenzene-d5	*74 %*		*Surr Limits: (34-132%)*				*10/15/09 17:06*	*JRS*	*9J10011*	*8270C*
Phenol-d5	*76 %*		*Surr Limits: (11-120%)*				*10/15/09 17:06*	*JRS*	*9J10011*	*8270C*
p-Terphenyl-d14	*78 %*		*Surr Limits: (58-147%)*				*10/15/09 17:06*	*JRS*	*9J10011*	*8270C*
Total Metals by SW 846 Series Methods										
Aluminum	**8480**		11.6	NR	mg/kg dry	1.00	10/15/09 13:45	DAN	9J12051	6010B
Antimony	ND		17.5	NR	mg/kg dry	1.00	10/15/09 13:45	DAN	9J12051	6010B
Arsenic	**9.4**		2.3	NR	mg/kg dry	1.00	10/15/09 13:45	DAN	9J12051	6010B
Barium	**242**		0.582	NR	mg/kg dry	1.00	10/15/09 13:45	DAN	9J12051	6010B
Beryllium	**1.23**		0.233	NR	mg/kg dry	1.00	10/15/09 13:45	DAN	9J12051	6010B
Cadmium	**0.285**		0.233	NR	mg/kg dry	1.00	10/15/09 13:45	DAN	9J12051	6010B

Benchmark Environmental & Engineering Science
2558 Hamburg Turnpike, Suite 300
Lackawanna, NY 14218

SDG Number: RSJ0658

Project: Benchmark - Solsil site
Project Number: TURN-0002

Received: 10/09/09-10/14/09
Reported: 11/03/09 16:08

Analytical Report

Analyte	Sample Result	Data Qualifiers	RL	MDL	Units	Dil Fac	Date Analyzed	Lab Tech	Batch	Method
Client ID: TP-7 (1-2) (RSJ0658-02 - Solid) - cont.						**Sampled: 10/07/09 11:30**		**Recvd: 10/09/09 11:40**		
Total Metals by SW 846 Series Methods - cont.										
Calcium	**47500**		58.2	NR	mg/kg dry	1.00	10/15/09 13:45	DAN	9J12051	6010B
Chromium	**240**		0.582	NR	mg/kg dry	1.00	10/15/09 13:45	DAN	9J12051	6010B
Cobalt	**28.4**		0.582	NR	mg/kg dry	1.00	10/15/09 13:45	DAN	9J12051	6010B
Copper	**124**		1.2	NR	mg/kg dry	1.00	10/15/09 13:45	DAN	9J12051	6010B
Iron	**25300**		11.6	NR	mg/kg dry	1.00	10/15/09 13:45	DAN	9J12051	6010B
Lead	**52.6**		1.2	NR	mg/kg dry	1.00	10/15/09 13:45	DAN	9J12051	6010B
Magnesium	**17400**		23.3	NR	mg/kg dry	1.00	10/15/09 13:45	DAN	9J12051	6010B
Manganese	**1370**		0.2	NR	mg/kg dry	1.00	10/15/09 13:45	DAN	9J12051	6010B
Nickel	**497**		5.82	NR	mg/kg dry	1.00	10/15/09 13:45	DAN	9J12051	6010B
Potassium	**1660**		34.9	NR	mg/kg dry	1.00	10/15/09 13:45	DAN	9J12051	6010B
Selenium	ND		4.7	NR	mg/kg dry	1.00	10/15/09 13:45	DAN	9J12051	6010B
Silver	ND		0.582	NR	mg/kg dry	1.00	10/15/09 13:45	DAN	9J12051	6010B
Sodium	**343**		163	NR	mg/kg dry	1.00	10/15/09 13:45	DAN	9J12051	6010B
Thallium	ND		7.0	NR	mg/kg dry	1.00	10/15/09 13:45	DAN	9J12051	6010B
Vanadium	**24.2**		0.582	NR	mg/kg dry	1.00	10/15/09 13:45	DAN	9J12051	6010B
Zinc	**316**		2.3	NR	mg/kg dry	1.00	10/15/09 13:45	DAN	9J12051	6010B
Mercury	**0.0261**		0.0227	NR	mg/kg dry	1.00	10/14/09 20:34	MXM	9J13028	7471A
General Chemistry Parameters										
Percent Solids	**88**		0.010	NR	%	1.00	10/12/09 17:12	JR	9J12049	Dry Weight

Benchmark Environmental & Engineering Science
2558 Hamburg Turnpike, Suite 300
Lackawanna, NY 14218

SDG Number: RSJ0658

Project: Benchmark - Solsil site
Project Number: TURN-0002

Received: 10/09/09-10/14/09
Reported: 11/03/09 16:08

Analytical Report

Client ID: TP-8 (1-2) (RSJ0658-05 - Solid) — **Sampled: 10/07/09 12:05** — **Recvd: 10/09/09 11:40**

Semivolatile Organics by GC/MS

Analyte	Sample Result	Data Qualifiers	RL	MDL	Units	Dil Fac	Date Analyzed	Lab Tech	Batch	Method
2,4,5-Trichlorophenol	ND	D12	9100	2000	ug/kg dry	50.0	10/15/09 17:30	JRS	9J10011	8270C
2,4,6-Trichlorophenol	ND	D12	9100	600	ug/kg dry	50.0	10/15/09 17:30	JRS	9J10011	8270C
2,4-Dichlorophenol	ND	D12	9100	470	ug/kg dry	50.0	10/15/09 17:30	JRS	9J10011	8270C
2,4-Dimethylphenol	ND	D12	9100	2400	ug/kg dry	50.0	10/15/09 17:30	JRS	9J10011	8270C
2,4-Dinitrophenol	ND	D12,L	18000	3200	ug/kg dry	50.0	10/15/09 17:30	JRS	9J10011	8270C
2,4-Dinitrotoluene	ND	D12	9100	1400	ug/kg dry	50.0	10/15/09 17:30	JRS	9J10011	8270C
2,6-Dinitrotoluene	ND	D12	9100	2200	ug/kg dry	50.0	10/15/09 17:30	JRS	9J10011	8270C
2-Chloronaphthalene	ND	D12	9100	610	ug/kg dry	50.0	10/15/09 17:30	JRS	9J10011	8270C
2-Chlorophenol	ND	D12	9100	460	ug/kg dry	50.0	10/15/09 17:30	JRS	9J10011	8270C
2-Methylnaphthalene	ND	D12	9100	110	ug/kg dry	50.0	10/15/09 17:30	JRS	9J10011	8270C
2-Methylphenol	ND	D12	9100	280	ug/kg dry	50.0	10/15/09 17:30	JRS	9J10011	8270C
2-Nitroaniline	ND	D12	18000	2900	ug/kg dry	50.0	10/15/09 17:30	JRS	9J10011	8270C
2-Nitrophenol	ND	D12	9100	410	ug/kg dry	50.0	10/15/09 17:30	JRS	9J10011	8270C
3,3'-Dichlorobenzidine	ND	D12,L	9100	7900	ug/kg dry	50.0	10/15/09 17:30	JRS	9J10011	8270C
3-Nitroaniline	ND	D12	18000	2100	ug/kg dry	50.0	10/15/09 17:30	JRS	9J10011	8270C
4,6-Dinitro-2-methylphenol	ND	D12	18000	3100	ug/kg dry	50.0	10/15/09 17:30	JRS	9J10011	8270C
4-Bromophenyl phenyl ether	ND	D12	9100	2900	ug/kg dry	50.0	10/15/09 17:30	JRS	9J10011	8270C
4-Chloro-3-methylphenol	ND	D12	9100	370	ug/kg dry	50.0	10/15/09 17:30	JRS	9J10011	8270C
4-Chloroaniline	ND	D12	9100	2600	ug/kg dry	50.0	10/15/09 17:30	JRS	9J10011	8270C
4-Chlorophenyl phenyl ether	ND	D12	9100	190	ug/kg dry	50.0	10/15/09 17:30	JRS	9J10011	8270C
4-Methylphenol	ND	D12	9100	500	ug/kg dry	50.0	10/15/09 17:30	JRS	9J10011	8270C
4-Nitroaniline	ND	D12	18000	1000	ug/kg dry	50.0	10/15/09 17:30	JRS	9J10011	8270C
4-Nitrophenol	ND	D12	18000	2200	ug/kg dry	50.0	10/15/09 17:30	JRS	9J10011	8270C
Acenaphthene	ND	D12	9100	110	ug/kg dry	50.0	10/15/09 17:30	JRS	9J10011	8270C
Acenaphthylene	ND	D12	9100	74	ug/kg dry	50.0	10/15/09 17:30	JRS	9J10011	8270C
Acetophenone	ND	D12	9100	460	ug/kg dry	50.0	10/15/09 17:30	JRS	9J10011	8270C
Anthracene	ND	D12	9100	230	ug/kg dry	50.0	10/15/09 17:30	JRS	9J10011	8270C
Atrazine	ND	D12	9100	400	ug/kg dry	50.0	10/15/09 17:30	JRS	9J10011	8270C
Benzaldehyde	ND	D12	9100	990	ug/kg dry	50.0	10/15/09 17:30	JRS	9J10011	8270C
Benzo(a)anthracene	**750**	D12,J	9100	160	ug/kg dry	50.0	10/15/09 17:30	JRS	9J10011	8270C
Benzo(a)pyrene	ND	D12	9100	220	ug/kg dry	50.0	10/15/09 17:30	JRS	9J10011	8270C
Benzo(b)fluoranthene	ND	D12	9100	180	ug/kg dry	50.0	10/15/09 17:30	JRS	9J10011	8270C
Benzo(ghi)perylene	ND	D12	9100	110	ug/kg dry	50.0	10/15/09 17:30	JRS	9J10011	8270C
Benzo(k)fluoranthene	ND	D12	9100	99	ug/kg dry	50.0	10/15/09 17:30	JRS	9J10011	8270C
Biphenyl	ND	D12	9100	560	ug/kg dry	50.0	10/15/09 17:30	JRS	9J10011	8270C
Bis(2-chloroethoxy)methane	ND	D12	9100	490	ug/kg dry	50.0	10/15/09 17:30	JRS	9J10011	8270C
Bis(2-chloroethyl)ether	ND	D12	9100	780	ug/kg dry	50.0	10/15/09 17:30	JRS	9J10011	8270C
2,2'-Oxybis(1-Chloropropane)	ND	D12	9100	940	ug/kg dry	50.0	10/15/09 17:30	JRS	9J10011	8270C
Bis(2-ethylhexyl) phthalate	ND	D12	9100	2900	ug/kg dry	50.0	10/15/09 17:30	JRS	9J10011	8270C
Butyl benzyl phthalate	ND	D12	9100	2400	ug/kg dry	50.0	10/15/09 17:30	JRS	9J10011	8270C
Caprolactam	ND	D12	9100	3900	ug/kg dry	50.0	10/15/09 17:30	JRS	9J10011	8270C
Carbazole	ND	D12	9100	100	ug/kg dry	50.0	10/15/09 17:30	JRS	9J10011	8270C
Chrysene	**590**	D12,J	9100	90	ug/kg dry	50.0	10/15/09 17:30	JRS	9J10011	8270C
Dibenzo(a,h)anthracene	ND	D12	9100	110	ug/kg dry	50.0	10/15/09 17:30	JRS	9J10011	8270C
Dibenzofuran	ND	D12	9100	94	ug/kg dry	50.0	10/15/09 17:30	JRS	9J10011	8270C
Diethyl phthalate	ND	D12	9100	270	ug/kg dry	50.0	10/15/09 17:30	JRS	9J10011	8270C

Benchmark Environmental & Engineering Science
2558 Hamburg Turnpike, Suite 300
Lackawanna, NY 14218

SDG Number: RSJ0658

Project: Benchmark - Solsil site
Project Number: TURN-0002

Received: 10/09/09-10/14/09
Reported: 11/03/09 16:08

Analytical Report

Client ID: TP-8 (1-2) (RSJ0658-05 - Solid) - cont. **Sampled: 10/07/09 12:05** **Recvd: 10/09/09 11:40**

Analyte	Sample Result	Data Qualifiers	RL	MDL	Units	Dil Fac	Date Analyzed	Lab Tech	Batch	Method
Semivolatile Organics by GC/MS - cont.										
Dimethyl phthalate	ND	D12	9100	240	ug/kg dry	50.0	10/15/09 17:30	JRS	9J10011	8270C
Di-n-butyl phthalate	ND	D12	9100	3100	ug/kg dry	50.0	10/15/09 17:30	JRS	9J10011	8270C
Di-n-octyl phthalate	ND	D12	9100	210	ug/kg dry	50.0	10/15/09 17:30	JRS	9J10011	8270C
Fluoranthene	ND	D12	9100	130	ug/kg dry	50.0	10/15/09 17:30	JRS	9J10011	8270C
Fluorene	ND	D12	9100	210	ug/kg dry	50.0	10/15/09 17:30	JRS	9J10011	8270C
Hexachlorobenzene	ND	D12	9100	450	ug/kg dry	50.0	10/15/09 17:30	JRS	9J10011	8270C
Hexachlorobutadiene	ND	D12	9100	460	ug/kg dry	50.0	10/15/09 17:30	JRS	9J10011	8270C
Hexachlorocyclopentadiene	ND	D12	9100	2700	ug/kg dry	50.0	10/15/09 17:30	JRS	9J10011	8270C
Hexachloroethane	ND	D12	9100	700	ug/kg dry	50.0	10/15/09 17:30	JRS	9J10011	8270C
Indeno(1,2,3-cd)pyrene	**730**	D12,J	9100	250	ug/kg dry	50.0	10/15/09 17:30	JRS	9J10011	8270C
Isophorone	ND	D12	9100	450	ug/kg dry	50.0	10/15/09 17:30	JRS	9J10011	8270C
Naphthalene	ND	D12	9100	150	ug/kg dry	50.0	10/15/09 17:30	JRS	9J10011	8270C
Nitrobenzene	ND	D12	9100	400	ug/kg dry	50.0	10/15/09 17:30	JRS	9J10011	8270C
N-Nitrosodi-n-propylamine	ND	D12	9100	710	ug/kg dry	50.0	10/15/09 17:30	JRS	9J10011	8270C
N-Nitrosodiphenylamine	ND	D12,L	9100	490	ug/kg dry	50.0	10/15/09 17:30	JRS	9J10011	8270C
Pentachlorophenol	ND	D12	18000	3100	ug/kg dry	50.0	10/15/09 17:30	JRS	9J10011	8270C
Phenanthrene	**480**	D12,J	9100	190	ug/kg dry	50.0	10/15/09 17:30	JRS	9J10011	8270C
Phenol	ND	D12	9100	950	ug/kg dry	50.0	10/15/09 17:30	JRS	9J10011	8270C
Pyrene	ND	D12	9100	58	ug/kg dry	50.0	10/15/09 17:30	JRS	9J10011	8270C
2,4,6-Tribromophenol	*221 %*	*D12,Z3*	*Surr Limits: (39-146%)*				*10/15/09 17:30*	*JRS*	*9J10011*	*8270C*
2-Fluorobiphenyl	*77 %*	*D12*	*Surr Limits: (37-120%)*				*10/15/09 17:30*	*JRS*	*9J10011*	*8270C*
2-Fluorophenol	*56 %*	*D12*	*Surr Limits: (18-120%)*				*10/15/09 17:30*	*JRS*	*9J10011*	*8270C*
Nitrobenzene-d5	*60 %*	*D12*	*Surr Limits: (34-132%)*				*10/15/09 17:30*	*JRS*	*9J10011*	*8270C*
Phenol-d5	*66 %*	*D12*	*Surr Limits: (11-120%)*				*10/15/09 17:30*	*JRS*	*9J10011*	*8270C*
p-Terphenyl-d14	*80 %*	*D12*	*Surr Limits: (58-147%)*				*10/15/09 17:30*	*JRS*	*9J10011*	*8270C*
Total Metals by SW 846 Series Methods										
Aluminum	**1080**		10.9	NR	mg/kg dry	1.00	10/15/09 14:00	DAN	9J12051	6010B
Antimony	ND		16.3	NR	mg/kg dry	1.00	10/15/09 14:00	DAN	9J12051	6010B
Arsenic	**7.8**		2.2	NR	mg/kg dry	1.00	10/15/09 14:00	DAN	9J12051	6010B
Barium	**65.0**		0.544	NR	mg/kg dry	1.00	10/15/09 14:00	DAN	9J12051	6010B
Beryllium	**0.224**		0.218	NR	mg/kg dry	1.00	10/15/09 14:00	DAN	9J12051	6010B
Cadmium	**0.242**		0.218	NR	mg/kg dry	1.00	10/15/09 14:00	DAN	9J12051	6010B
Calcium	**36800**		54.4	NR	mg/kg dry	1.00	10/15/09 14:00	DAN	9J12051	6010B
Chromium	**140**		0.544	NR	mg/kg dry	1.00	10/15/09 14:00	DAN	9J12051	6010B
Cobalt	**7.46**		0.544	NR	mg/kg dry	1.00	10/15/09 14:00	DAN	9J12051	6010B
Copper	**46.4**		1.1	NR	mg/kg dry	1.00	10/15/09 14:00	DAN	9J12051	6010B
Iron	**7800**		10.9	NR	mg/kg dry	1.00	10/15/09 14:00	DAN	9J12051	6010B
Lead	**23.0**		1.1	NR	mg/kg dry	1.00	10/15/09 14:00	DAN	9J12051	6010B
Magnesium	**18800**		21.8	NR	mg/kg dry	1.00	10/15/09 14:00	DAN	9J12051	6010B
Manganese	**2470**	D08	1.1	NR	mg/kg dry	5.00	10/15/09 19:14	DAN	9J12051	6010B
Nickel	**111**		5.44	NR	mg/kg dry	1.00	10/15/09 14:00	DAN	9J12051	6010B
Potassium	**241**		32.7	NR	mg/kg dry	1.00	10/15/09 14:00	DAN	9J12051	6010B
Selenium	ND		4.4	NR	mg/kg dry	1.00	10/15/09 14:00	DAN	9J12051	6010B
Silver	ND		0.544	NR	mg/kg dry	1.00	10/15/09 14:00	DAN	9J12051	6010B
Sodium	ND		152	NR	mg/kg dry	1.00	10/15/09 14:00	DAN	9J12051	6010B
Thallium	ND		6.5	NR	mg/kg dry	1.00	10/15/09 14:00	DAN	9J12051	6010B

Benchmark Environmental & Engineering Science
2558 Hamburg Turnpike, Suite 300
Lackawanna, NY 14218

SDG Number: RSJ0658

Project: Benchmark - Solsil site
Project Number: TURN-0002

Received: 10/09/09-10/14/09
Reported: 11/03/09 16:08

Analytical Report

Client ID: TP-8 (1-2) (RSJ0658-05 - Solid) - cont. **Sampled: 10/07/09 12:05** **Recvd: 10/09/09 11:40**

Analyte	Sample Result	Data Qualifiers	RL	MDL	Units	Dil Fac	Date Analyzed	Lab Tech	Batch	Method
Total Metals by SW 846 Series Methods - cont.										
Vanadium	**5.78**		0.544	NR	mg/kg dry	1.00	10/15/09 14:00	DAN	9J12051	6010B
Zinc	**406**		2.2	NR	mg/kg dry	1.00	10/15/09 14:00	DAN	9J12051	6010B
Mercury	**0.0488**		0.0217	NR	mg/kg dry	1.00	10/14/09 20:42	MXM	9J13028	7471A
General Chemistry Parameters										
Percent Solids	**93**		0.010	NR	%	1.00	10/12/09 17:14	JR	9J12049	Dry Weight

Benchmark Environmental & Engineering Science
2558 Hamburg Turnpike, Suite 300
Lackawanna, NY 14218

SDG Number: RSJ0658

Project: Benchmark - Solsil site
Project Number: TURN-0002

Received: 10/09/09-10/14/09
Reported: 11/03/09 16:08

SAMPLE EXTRACTION DATA

Parameter	Batch	Lab Number	Wt/Vol Extracte	Units	Extract Volume	Units	Date Prepared	Lab Tech	Extraction Method
General Chemistry Parameters									
Dry Weight	9J12049	RSJ0658-01	10.00	g	10.00	g	10/12/09 10:54	JRR	Dry Weight
Dry Weight	9J12049	RSJ0658-02	10.00	g	10.00	g	10/12/09 10:54	JRR	Dry Weight
Dry Weight	9J12049	RSJ0658-05	10.00	g	10.00	g	10/12/09 10:54	JRR	Dry Weight
Dry Weight	9J12049	RSJ0658-06	10.00	g	10.00	g	10/12/09 10:54	JRR	Dry Weight
Dry Weight	9J16048	RSJ0658-07	10.00	g	10.00	g	10/16/09 10:43	JRR	Dry Weight
Semivolatile Organics by GC/MS									
8270C	9J10011	RSJ0658-05	30.20	g	1.00	mL	10/12/09 08:30	CXM	3550B MB
8270C	9J10011	RSJ0658-06	30.36	g	1.00	mL	10/12/09 08:30	CXM	3550B MB
8270C	9J10011	RSJ0658-01	30.39	g	1.00	mL	10/12/09 08:30	CXM	3550B MB
8270C	9J10011	RSJ0658-02	30.68	g	1.00	mL	10/12/09 08:30	CXM	3550B MB
Total Metals by SW 846 Series Methods									
6010B	9J12051	RSJ0658-02	0.49	g	50.00	mL	10/12/09 01:00	KCW	3050B
6010B	9J12051	RSJ0658-05	0.49	g	50.00	mL	10/12/09 01:00	KCW	3050B
6010B	9J12051	RSJ0658-06	0.52	g	50.00	mL	10/12/09 01:00	KCW	3050B
6010B	9J12051	RSJ0658-01	0.52	g	50.00	mL	10/12/09 01:00	KCW	3050B
7471A	9J13028	RSJ0658-01	0.57	g	50.00	mL	10/14/09 15:00	MXM	7471A_
7471A	9J13028	RSJ0658-05	0.60	g	50.00	mL	10/14/09 15:00	MXM	7471A_
7471A	9J13028	RSJ0658-02	0.60	g	50.00	mL	10/14/09 15:00	MXM	7471A_
7471A	9J13028	RSJ0658-06	0.62	g	50.00	mL	10/14/09 15:00	MXM	7471A_
Volatile Organic Compounds by EPA 8260B									
8260B	9J10019	RSJ0658-07	5.01	g	5.00	mL	10/10/09 12:18	PJQ	5030B MS
8260B	9J10019	RSJ0658-02	5.08	g	5.00	mL	10/10/09 12:18	PJQ	5030B MS

SAMPLE EXTRACTION DATA

Parameter	Batch	Lab Number	Wt/Vol Extracte	Units	Extract Volume	Units	Date Prepared	Lab Tech	Extraction Method
General Chemistry Parameters									
Dry Weight	9J13041	RSJ0706-01	10.00	g	10.00	g	10/13/09 11:17	JRR	Dry Weight
Dry Weight	9J13041	RSJ0706-02	10.00	g	10.00	g	10/13/09 11:17	JRR	Dry Weight
Dry Weight	9J13041	RSJ0706-03	10.00	g	10.00	g	10/13/09 11:17	JRR	Dry Weight
Polychlorinated Biphenyls by EPA Method 8082									
8082	9J12079	RSJ0706-03	30.02	g	10.00	mL	10/13/09 08:30	CXM	3550B GC
8082	9J12079	RSJ0706-01	30.17	g	10.00	mL	10/13/09 08:30	CXM	3550B GC
8082	9J12079	RSJ0706-02	30.37	g	10.00	mL	10/13/09 08:30	CXM	3550B GC
Semivolatile Organics by GC/MS									
8270C	9J13045	RSJ0706-02	30.57	g	1.00	mL	10/13/09 16:00	LTT	3550B MB
8270C	9J13045	RSJ0706-03	30.68	g	1.00	mL	10/13/09 16:00	LTT	3550B MB
8270C	9J13045	RSJ0706-01	30.87	g	1.00	mL	10/13/09 16:00	LTT	3550B MB

Benchmark Environmental & Engineering Science
2558 Hamburg Turnpike, Suite 300
Lackawanna, NY 14218

SDG Number: RSJ0658

Project: Benchmark - Solsil site
Project Number: TURN-0002

Received: 10/09/09-10/14/09
Reported: 11/03/09 16:08

SAMPLE EXTRACTION DATA

Parameter	Batch	Lab Number	Wt/Vol Extracte	Units	Extract Volume	Units	Date Prepared	Lab Tech	Extraction Method
Total Metals by SW 846 Series Methods									
6010B	9J13012	RSJ0706-01	0.46	g	50.00	mL	10/13/09 15:30	KCW	3050B
6010B	9J13012	RSJ0706-03	0.47	g	50.00	mL	10/13/09 15:30	KCW	3050B
6010B	9J13012	RSJ0706-02	0.49	g	50.00	mL	10/13/09 15:30	KCW	3050B
7471A	9J13026	RSJ0706-01	0.59	g	50.00	mL	10/13/09 14:00	MXM	7471A_
7471A	9J13026	RSJ0706-02	0.60	g	50.00	mL	10/13/09 14:00	MXM	7471A_
7471A	9J13026	RSJ0706-03	0.66	g	50.00	mL	10/13/09 14:00	MXM	7471A_
Volatile Organic Compounds by EPA 8260B									
8260B	9J13102	RSJ0706-02	5.05	g	5.00	mL	10/13/09 17:47	CDC	5030B MS
8260B	9J13102	RSJ0706-01	5.07	g	5.00	mL	10/13/09 17:47	CDC	5030B MS
8260B	9J13102	RSJ0706-03	5.08	g	5.00	mL	10/13/09 17:47	CDC	5030B MS

SAMPLE EXTRACTION DATA

Parameter	Batch	Lab Number	Wt/Vol Extracte	Units	Extract Volume	Units	Date Prepared	Lab Tech	Extraction Method
General Chemistry Parameters									
Dry Weight	9J14027	RSJ0765-01	10.00	g	10.00	g	10/14/09 09:49	JRR	Dry Weight
Dry Weight	9J14027	RSJ0765-02	10.00	g	10.00	g	10/14/09 09:49	JRR	Dry Weight
Dry Weight	9J14027	RSJ0765-03	10.00	g	10.00	g	10/14/09 09:49	JRR	Dry Weight
Dry Weight	9J14027	RSJ0765-04	10.00	g	10.00	g	10/14/09 09:49	JRR	Dry Weight
Dry Weight	9J14027	RSJ0765-05	10.00	g	10.00	g	10/14/09 09:49	JRR	Dry Weight
Dry Weight	9J14027	RSJ0765-06	10.00	g	10.00	g	10/14/09 09:49	JRR	Dry Weight
Dry Weight	9J14027	RSJ0765-07	10.00	g	10.00	g	10/14/09 09:49	JRR	Dry Weight
Polychlorinated Biphenyls by EPA Method 8082									
8082	9J14036	RSJ0765-05	30.01	g	10.00	mL	10/14/09 17:00	LTT	3550B GC
8082	9J14036	RSJ0765-06	30.02	g	10.00	mL	10/14/09 17:00	LTT	3550B GC
8082	9J14036	RSJ0765-02	30.10	g	10.00	mL	10/14/09 17:00	LTT	3550B GC
8082	9J14036	RSJ0765-07	30.11	g	10.00	mL	10/14/09 17:00	LTT	3550B GC
8082	9J14036	RSJ0765-04	30.26	g	10.00	mL	10/14/09 17:00	LTT	3550B GC
8082	9J14036	RSJ0765-01	30.35	g	10.00	mL	10/14/09 17:00	LTT	3550B GC
8082	9J14036	RSJ0765-03	30.72	g	10.00	mL	10/14/09 17:00	LTT	3550B GC
Semivolatile Organics by GC/MS									
8270C	9J20078	RSJ0765-07RE1	30.22	g	1.00	mL	10/21/09 08:00	CXM	3550B MB
8270C	9J14034	RSJ0765-07	30.06	g	1.00	mL	10/14/09 17:00	KMB	3550B MB
8270C	9J14034	RSJ0765-01	30.13	g	1.00	mL	10/14/09 17:00	KMB	3550B MB
8270C	9J14034	RSJ0765-06	30.16	g	1.00	mL	10/14/09 17:00	KMB	3550B MB
8270C	9J14034	RSJ0765-05	30.37	g	1.00	mL	10/14/09 17:00	KMB	3550B MB
8270C	9J14034	RSJ0765-03	30.48	g	1.00	mL	10/14/09 17:00	KMB	3550B MB

Benchmark Environmental & Engineering Science
2558 Hamburg Turnpike, Suite 300
Lackawanna, NY 14218

SDG Number: RSJ0658

Project: Benchmark - Solsil site
Project Number: TURN-0002

Received: 10/09/09-10/14/09
Reported: 11/03/09 16:08

SAMPLE EXTRACTION DATA

Parameter	Batch	Lab Number	Wt/Vol Extracte	Units	Extract Volume	Units	Date Prepared	Lab Tech	Extraction Method
8270C	9J14034	RSJ0765-02	30.49	g	1.00	mL	10/14/09 17:00	KMB	3550B MB
8270C	9J14034	RSJ0765-04	30.99	g	1.00	mL	10/14/09 17:00	KMB	3550B MB
Total Metals by SW 846 Series Methods									
6010B	9J13083	RSJ0765-06	0.50	g	50.00	mL	10/14/09 13:30	KCW	3050B
6010B	9J13083	RSJ0765-03	0.50	g	50.00	mL	10/14/09 13:30	KCW	3050B
6010B	9J13083	RSJ0765-04	0.50	g	50.00	mL	10/14/09 13:30	KCW	3050B
6010B	9J13083	RSJ0765-05	0.51	g	50.00	mL	10/14/09 13:30	KCW	3050B
6010B	9J13083	RSJ0765-07	0.51	g	50.00	mL	10/14/09 13:30	KCW	3050B
6010B	9J13083	RSJ0765-01	0.53	g	50.00	mL	10/14/09 13:30	KCW	3050B
6010B	9J13083	RSJ0765-02	0.53	g	50.00	mL	10/14/09 13:30	KCW	3050B
7471A	9J14080	RSJ0765-05	0.57	g	50.00	mL	10/15/09 15:00	MXM	7471A_
7471A	9J14080	RSJ0765-06	0.58	g	50.00	mL	10/15/09 15:00	MXM	7471A_
7471A	9J14080	RSJ0765-02	0.58	g	50.00	mL	10/15/09 15:00	MXM	7471A_
7471A	9J14080	RSJ0765-04	0.58	g	50.00	mL	10/15/09 15:00	MXM	7471A_
7471A	9J14080	RSJ0765-01	0.59	g	50.00	mL	10/15/09 15:00	MXM	7471A_
7471A	9J14080	RSJ0765-07	0.62	g	50.00	mL	10/15/09 15:00	MXM	7471A_
7471A	9J14080	RSJ0765-03	0.64	g	50.00	mL	10/15/09 15:00	MXM	7471A_
Volatile Organic Compounds by EPA 8260B									
8260B	9J15038	RSJ0765-06	5.04	g	5.00	mL	10/15/09 10:37	PJQ	5035A MS

SAMPLE EXTRACTION DATA

Parameter	Batch	Lab Number	Wt/Vol Extracte	Units	Extract Volume	Units	Date Prepared	Lab Tech	Extraction Method
General Chemistry Parameters									
Dry Weight	9J15042	RSJ0836-01	10.00	g	10.00	g	10/15/09 11:24	JRR	Dry Weight
Dry Weight	9J15042	RSJ0836-02	10.00	g	10.00	g	10/15/09 11:24	JRR	Dry Weight
Dry Weight	9J15042	RSJ0836-03	10.00	g	10.00	g	10/15/09 11:24	JRR	Dry Weight
Dry Weight	9J15042	RSJ0836-04	10.00	g	10.00	g	10/15/09 11:24	JRR	Dry Weight
Dry Weight	9J15042	RSJ0836-05	10.00	g	10.00	g	10/15/09 11:24	JRR	Dry Weight
Polychlorinated Biphenyls by EPA Method 8082									
8082	9J14120	RSJ0836-02	30.09	g	10.00	mL	10/15/09 10:00	CXM	3550B GC
8082	9J14120	RSJ0836-04	30.25	g	10.00	mL	10/15/09 10:00	CXM	3550B GC
8082	9J14120	RSJ0836-05	30.43	g	10.00	mL	10/15/09 10:00	CXM	3550B GC
8082	9J14120	RSJ0836-01	30.50	g	10.00	mL	10/15/09 10:00	CXM	3550B GC
8082	9J14120	RSJ0836-03	30.70	g	10.00	mL	10/15/09 10:00	CXM	3550B GC
Semivolatile Organics by GC/MS									
8270C	9J14124	RSJ0836-01	30.04	g	1.00	mL	10/15/09 08:00	CXM	3550B MB
8270C	9J14124	RSJ0836-04	30.63	g	1.00	mL	10/15/09 08:00	CXM	3550B MB

Benchmark Environmental & Engineering Science
2558 Hamburg Turnpike, Suite 300
Lackawanna, NY 14218

SDG Number: RSJ0658

Project: Benchmark - Solsil site
Project Number: TURN-0002

Received: 10/09/09-10/14/09
Reported: 11/03/09 16:08

SAMPLE EXTRACTION DATA

Parameter	Batch	Lab Number	Wt/Vol Extracte	Units	Extract Volume	Units	Date Prepared	Lab Tech	Extraction Method
8270C	9J14124	RSJ0836-05	30.74	g	1.00	mL	10/15/09 08:00	CXM	3550B MB
8270C	9J14124	RSJ0836-02	30.77	g	1.00	mL	10/15/09 08:00	CXM	3550B MB
8270C	9J14124	RSJ0836-03	30.98	g	1.00	mL	10/15/09 08:00	CXM	3550B MB
Total Metals by SW 846 Series Methods									
6010B	9J15012	RSJ0836-02	0.49	g	50.00	mL	10/15/09 10:10	KCW	3050B
6010B	9J15012	RSJ0836-05	0.49	g	50.00	mL	10/15/09 10:10	KCW	3050B
6010B	9J15012	RSJ0836-01	0.49	g	50.00	mL	10/15/09 10:10	KCW	3050B
6010B	9J15012	RSJ0836-03	0.52	g	50.00	mL	10/15/09 10:10	KCW	3050B
6010B	9J15012	RSJ0836-04	0.54	g	50.00	mL	10/15/09 10:10	KCW	3050B
7471A	9J15033	RSJ0836-05	0.59	g	50.00	mL	10/15/09 13:00	MXM	7471A_
7471A	9J15033	RSJ0836-02	0.59	g	50.00	mL	10/15/09 13:00	MXM	7471A_
7471A	9J15033	RSJ0836-03	0.60	g	50.00	mL	10/15/09 13:00	MXM	7471A_
7471A	9J15033	RSJ0836-01	0.63	g	50.00	mL	10/15/09 13:00	MXM	7471A_
7471A	9J15033	RSJ0836-04	0.64	g	50.00	mL	10/15/09 13:00	MXM	7471A_
Volatile Organic Compounds by EPA 8260B									
8260B	9J15038	RSJ0836-05	5.07	g	5.00	mL	10/15/09 10:37	PJQ	5035A MS
8260B	9J15038	RSJ0836-01	5.14	g	5.00	mL	10/15/09 10:37	PJQ	5035A MS
8260B	9J15038	RSJ0836-04	5.19	g	5.00	mL	10/15/09 10:37	PJQ	5035A MS

Benchmark Environmental & Engineering Science
2558 Hamburg Turnpike, Suite 300
Lackawanna, NY 14218

SDG Number: RSJ0658

Project: Benchmark - Solsil site
Project Number: TURN-0002

Received: 10/09/09-10/14/09
Reported: 11/03/09 16:08

LABORATORY QC DATA

Analyte	Source Result	Spike Level	RL	MDL	Units	Result	% REC	% REC Limits	% RPD	RPD Limit	Data Qualifiers
Volatile Organic Compounds by EPA 8260B											
Blank Analyzed: 10/10/09 (Lab Number:9J10019-BLK1, Batch: 9J10019)											
1,1,1-Trichloroethane			5.0	0.36	ug/kg wet	ND					
1,1,2,2-Tetrachloroethane			5.0	0.81	ug/kg wet	ND					
1,1,2-Trichloroethane			5.0	0.25	ug/kg wet	ND					
1,1,2-Trichloro-1,2,2-trifluoroethane			5.0	2.5	ug/kg wet	ND					
1,1-Dichloroethane			5.0	0.25	ug/kg wet	ND					
1,1-Dichloroethene			5.0	0.61	ug/kg wet	ND					
1,2,4-Trichlorobenzene			5.0	0.30	ug/kg wet	ND					
1,2,4-Trimethylbenzene			5.0	0.36	ug/kg wet	ND					
1,2-Dibromo-3-chloropropane			5.0	2.5	ug/kg wet	ND					
1,2-Dibromoethane			5.0	0.19	ug/kg wet	ND					
1,2-Dichlorobenzene			5.0	0.39	ug/kg wet	ND					
1,2-Dichloroethane			5.0	0.25	ug/kg wet	ND					
1,2-Dichloropropane			5.0	2.5	ug/kg wet	ND					
1,3,5-Trimethylbenzene			5.0	0.32	ug/kg wet	ND					
1,3-Dichlorobenzene			5.0	0.26	ug/kg wet	ND					
1,4-Dichlorobenzene			5.0	0.70	ug/kg wet	ND					
2-Butanone			25	1.8	ug/kg wet	ND					
2-Hexanone			25	1.7	ug/kg wet	ND					
p-Cymene			5.0	0.40	ug/kg wet	ND					
4-Methyl-2-pentanone			25	1.6	ug/kg wet	ND					
Acetone			25	1.1	ug/kg wet	ND					
Benzene			5.0	0.24	ug/kg wet	ND					
Bromodichloromethane			5.0	0.26	ug/kg wet	ND					
Bromoform			5.0	2.5	ug/kg wet	ND					
Bromomethane			5.0	1.1	ug/kg wet	ND					
Carbon disulfide			5.0	0.43	ug/kg wet	ND					
Carbon Tetrachloride			5.0	0.48	ug/kg wet	ND					
Chlorobenzene			5.0	0.66	ug/kg wet	ND					
Dibromochloromethane			5.0	0.28	ug/kg wet	ND					
Chloroethane			5.0	2.1	ug/kg wet	ND					
Chloroform			5.0	0.31	ug/kg wet	ND					
Chloromethane			5.0	0.30	ug/kg wet	ND					
cis-1,2-Dichloroethene			5.0	0.25	ug/kg wet	ND					
cis-1,3-Dichloropropene			5.0	0.28	ug/kg wet	ND					
Cyclohexane			5.0	0.23	ug/kg wet	ND					
Dichlorodifluoromethane			5.0	0.41	ug/kg wet	ND					

Benchmark Environmental & Engineering Science
2558 Hamburg Turnpike, Suite 300
Lackawanna, NY 14218

SDG Number: RSJ0658

Project: Benchmark - Solsil site
Project Number: TURN-0002

Received: 10/09/09-10/14/09
Reported: 11/03/09 16:08

LABORATORY QC DATA

Analyte	Source Result	Spike Level	RL	MDL	Units	Result	% REC	% REC Limits	% RPD	RPD Limit	Data Qualifiers
Volatile Organic Compounds by EPA 8260B											
Blank Analyzed: 10/10/09 (Lab Number:9J10019-BLK1, Batch: 9J10019)											
Ethylbenzene			5.0	0.34	ug/kg wet	ND					
Isopropylbenzene			5.0	0.75	ug/kg wet	ND					
Methyl Acetate			5.0	0.27	ug/kg wet	ND					
Methyl-t-Butyl Ether (MTBE)			5.0	0.49	ug/kg wet	ND					
Methylcyclohexane			5.0	0.32	ug/kg wet	ND					
Methylene Chloride			5.0	0.99	ug/kg wet	ND					
m-Xylene & p-Xylene			10	0.84	ug/kg wet	ND					
n-Butylbenzene			5.0	0.44	ug/kg wet	ND					
n-Propylbenzene			5.0	0.40	ug/kg wet	ND					
o-Xylene			5.0	0.65	ug/kg wet	ND					
sec-Butylbenzene			5.0	0.44	ug/kg wet	ND					
Styrene			5.0	0.25	ug/kg wet	ND					
Tetrachloroethene			5.0	0.67	ug/kg wet	ND					
Toluene			5.0	0.38	ug/kg wet	ND					
trans-1,2-Dichloroethene			5.0	0.52	ug/kg wet	ND					
trans-1,3-Dichloropropene			5.0	0.24	ug/kg wet	ND					
Trichloroethene			5.0	0.34	ug/kg wet	ND					
Trichlorofluoromethane			5.0	0.47	ug/kg wet	ND					
Vinyl chloride			10	0.61	ug/kg wet	ND					
Xylenes, total			10	0.84	ug/kg wet	ND					
Surrogate: 1,2-Dichloroethane-d4					*ug/kg wet*		*95*	*64-126*			
Surrogate: 4-Bromofluorobenzene					*ug/kg wet*		*112*	*72-126*			
Surrogate: Toluene-d8					*ug/kg wet*		*114*	*71-125*			
LCS Analyzed: 10/10/09 (Lab Number:9J10019-BS1, Batch: 9J10019)											
1,1,1,2-Tetrachloroethane			5.0	0.36	ug/kg wet	ND		74-127			
1,1,1-Trichloroethane			5.0	0.36	ug/kg wet	ND		77-121			
1,1,2,2-Tetrachloroethane			5.0	0.81	ug/kg wet	ND		80-120			
1,1,2-Trichloroethane			5.0	0.25	ug/kg wet	ND		78-122			
1,1,2-Trichloro-1,2,2-trifluoroethane			5.0	2.5	ug/kg wet	ND		60-140			
1,1-Dichloroethane			5.0	0.25	ug/kg wet	ND		79-126			
1,1-Dichloroethene		50.0	5.0	0.61	ug/kg wet	66.7	133	65-153			
1,1-Dichloropropene			5.0	0.29	ug/kg wet	ND		72-128			
1,2,3-Trichlorobenzene			5.0	0.53	ug/kg wet	ND		60-120			
1,2,3-Trichloropropane			5.0	0.51	ug/kg wet	ND		73-128			

Benchmark Environmental & Engineering Science
2558 Hamburg Turnpike, Suite 300
Lackawanna, NY 14218

SDG Number: RSJ0658

Project: Benchmark - Solsil site
Project Number: TURN-0002

Received: 10/09/09-10/14/09
Reported: 11/03/09 16:08

LABORATORY QC DATA

Analyte	Source Result	Spike Level	RL	MDL	Units	Result	% REC	% REC Limits	% RPD	RPD Limit	Data Qualifiers
Volatile Organic Compounds by EPA 8260B											
LCS Analyzed: 10/10/09 (Lab Number:9J10019-BS1, Batch: 9J10019)											
1,2,4-Trichlorobenzene			5.0	0.30	ug/kg wet	ND		64-120			
1,2,4-Trimethylbenzene			5.0	0.36	ug/kg wet	ND		74-120			
1,2-Dibromo-3-chloropropane			5.0	2.5	ug/kg wet	ND		63-124			
1,2-Dibromoethane			5.0	0.19	ug/kg wet	ND		78-120			
1,2-Dichlorobenzene			5.0	0.39	ug/kg wet	ND		75-120			
1,2-Dichloroethane			5.0	0.25	ug/kg wet	ND		77-122			
1,2-Dichloroethene, Total			10	2.6	ug/kg wet	ND		82-120			
1,2-Dichloropropane			5.0	2.5	ug/kg wet	ND		75-124			
1,3,5-Trimethylbenzene			5.0	0.32	ug/kg wet	ND		74-120			
1,3-Dichlorobenzene			5.0	0.26	ug/kg wet	ND		74-120			
1,3-Dichloropropane			5.0	0.30	ug/kg wet	ND		72-127			
1,4-Dichlorobenzene			5.0	0.70	ug/kg wet	ND		73-120			
2-Butanone			25	1.8	ug/kg wet	ND		70-134			
2-Hexanone			25	1.7	ug/kg wet	ND		59-130			
p-Cymene			5.0	0.40	ug/kg wet	ND		74-120			
4-Methyl-2-pentanone			25	1.6	ug/kg wet	ND		65-133			
Acetone			25	1.1	ug/kg wet	ND		61-137			
Acrylonitrile			100	2.1	ug/kg wet	ND		65-134			
Benzene		50.0	5.0	0.24	ug/kg wet	50.2	100	79-127			
Bromochloromethane			5.0	0.36	ug/kg wet	ND		75-134			
Bromodichloromethane			5.0	0.26	ug/kg wet	ND		80-122			
Bromoform			5.0	2.5	ug/kg wet	ND		68-126			
Bromomethane			5.0	1.1	ug/kg wet	ND		37-149			
Carbon disulfide			5.0	0.43	ug/kg wet	ND		64-131			
Carbon Tetrachloride			5.0	0.48	ug/kg wet	ND		75-135			
Chlorobenzene		50.0	5.0	0.66	ug/kg wet	50.8	102	76-124			
Dibromochloromethane			5.0	0.28	ug/kg wet	ND		76-125			
Chloroethane			5.0	2.1	ug/kg wet	ND		69-135			
Chloroform			5.0	0.31	ug/kg wet	ND		80-118			
Chloromethane			5.0	0.30	ug/kg wet	ND		63-127			
cis-1,2-Dichloroethene			5.0	0.25	ug/kg wet	ND		81-117			
cis-1,3-Dichloropropene			5.0	0.28	ug/kg wet	ND		82-120			
Cyclohexane			5.0	0.23	ug/kg wet	4.89		70-130			J
Dibromomethane			5.0	0.52	ug/kg wet	ND		73-130			
Dichlorodifluoromethane			5.0	0.41	ug/kg wet	ND		57-142			
Ethylbenzene			5.0	0.34	ug/kg wet	ND		80-120			
Iodomethane			5.0	0.24	ug/kg wet	ND		59-149			

Benchmark Environmental & Engineering Science
2558 Hamburg Turnpike, Suite 300
Lackawanna, NY 14218

SDG Number: RSJ0658

Project: Benchmark - Solsil site
Project Number: TURN-0002

Received: 10/09/09-10/14/09
Reported: 11/03/09 16:08

LABORATORY QC DATA

Analyte	Source Result	Spike Level	RL	MDL	Units	Result	% REC	% REC Limits	% RPD	RPD Limit	Data Qualifiers
Volatile Organic Compounds by EPA 8260B											
LCS Analyzed: 10/10/09 (Lab Number:9J10019-BS1, Batch: 9J10019)											
Isopropylbenzene			5.0	0.75	ug/kg wet	ND		72-120			
Methyl Acetate			5.0	0.27	ug/kg wet	ND		60-140			
Methyl-t-Butyl Ether (MTBE)			5.0	0.49	ug/kg wet	ND		63-125			
Methylcyclohexane			5.0	0.32	ug/kg wet	ND		60-140			
Methylene Chloride			5.0	0.99	ug/kg wet	ND		61-127			
m-Xylene & p-Xylene			10	0.84	ug/kg wet	ND		70-130			
n-Butylbenzene			5.0	0.44	ug/kg wet	ND		70-120			
n-Propylbenzene			5.0	0.40	ug/kg wet	ND		70-130			
o-Xylene			5.0	0.65	ug/kg wet	ND		70-130			
sec-Butylbenzene			5.0	0.44	ug/kg wet	ND		74-120			
Styrene			5.0	0.25	ug/kg wet	ND		80-120			
tert-Butylbenzene			5.0	0.52	ug/kg wet	ND		73-120			
Tetrachloroethene			5.0	0.67	ug/kg wet	ND		74-122			
Toluene		50.0	5.0	0.38	ug/kg wet	51.1	102	74-128			
trans-1,2-Dichloroethene			5.0	0.52	ug/kg wet	ND		78-126			
trans-1,3-Dichloropropene			5.0	0.24	ug/kg wet	ND		73-123			
trans-1,4-Dichloro-2-butene			25	1.4	ug/kg wet	ND		38-155			
Trichloroethene		50.0	5.0	0.34	ug/kg wet	51.2	102	77-129			
Trichlorofluoromethane			5.0	0.47	ug/kg wet	ND		65-146			
Vinyl acetate			25	1.0	ug/kg wet	ND		53-134			
Vinyl chloride			10	0.61	ug/kg wet	ND		61-133			
Xylenes, total			10	0.84	ug/kg wet	ND		80-120			
Surrogate: 1,2-Dichloroethane-d4					*ug/kg wet*		*96*	*64-126*			
Surrogate: 4-Bromofluorobenzene					*ug/kg wet*		*109*	*72-126*			
Surrogate: Toluene-d8					*ug/kg wet*		*112*	*71-125*			
Matrix Spike Analyzed: 10/10/09 (Lab Number:9J10019-MS1, Batch: 9J10019)											
QC Source Sample: RSJ0658-02											
1,1,1,2-Tetrachloroethane	ND		5.7	0.41	ug/kg dry	ND		74-127			
1,1,1-Trichloroethane	ND		5.7	0.41	ug/kg dry	ND		77-121			
1,1,2,2-Tetrachloroethane	ND		5.7	0.92	ug/kg dry	ND		80-120			
1,1,2-Trichloroethane	ND		5.7	0.29	ug/kg dry	ND		78-122			
1,1,2-Trichloro-1,2,2-trifluoroethane	ND		5.7	2.8	ug/kg dry	ND		60-140			
1,1-Dichloroethane	ND		5.7	0.28	ug/kg dry	ND		79-126			
1,1-Dichloroethene	ND	56.9	5.7	0.70	ug/kg dry	67.3	118	65-153			

Benchmark Environmental & Engineering Science
2558 Hamburg Turnpike, Suite 300
Lackawanna, NY 14218

SDG Number: RSJ0658

Project: Benchmark - Solsil site
Project Number: TURN-0002

Received: 10/09/09-10/14/09
Reported: 11/03/09 16:08

LABORATORY QC DATA

Analyte	Source Result	Spike Level	RL	MDL	Units	Result	% REC	% REC Limits	% RPD	RPD Limit	Data Qualifiers
Volatile Organic Compounds by EPA 8260B											
Matrix Spike Analyzed: 10/10/09 (Lab Number:9J10019-MS1, Batch: 9J10019)											
QC Source Sample: RSJ0658-02											
1,1-Dichloropropene	ND		5.7	0.33	ug/kg dry	ND		72-128			
1,2,3-Trichlorobenzene	ND		5.7	0.60	ug/kg dry	ND		60-120			
1,2,3-Trichloropropane	ND		5.7	0.58	ug/kg dry	ND		73-128			
1,2,4-Trichlorobenzene	ND		5.7	0.35	ug/kg dry	ND		64-120			
1,2,4-Trimethylbenzene	1.58		5.7	0.41	ug/kg dry	1.43		74-120			J
1,2-Dibromo-3-chloropropane	ND		5.7	2.8	ug/kg dry	ND		63-124			
1,2-Dibromoethane	ND		5.7	0.22	ug/kg dry	ND		78-120			
1,2-Dichlorobenzene	ND		5.7	0.44	ug/kg dry	ND		75-120			
1,2-Dichloroethane	ND		5.7	0.29	ug/kg dry	ND		77-122			
1,2-Dichloroethene, Total	ND		11	3.0	ug/kg dry	ND		82-120			
1,2-Dichloropropane	ND		5.7	2.8	ug/kg dry	ND		75-124			
1,3,5-Trimethylbenzene	ND		5.7	0.37	ug/kg dry	ND		74-120			
1,3-Dichlorobenzene	ND		5.7	0.29	ug/kg dry	ND		74-120			
1,3-Dichloropropane	ND		5.7	0.34	ug/kg dry	ND		72-127			
1,4-Dichlorobenzene	ND		5.7	0.80	ug/kg dry	ND		73-120			
2-Butanone	ND		28	2.1	ug/kg dry	ND		70-134			
2-Hexanone	ND		28	2.0	ug/kg dry	ND		59-130			
p-Cymene	ND		5.7	0.46	ug/kg dry	ND		74-120			
4-Methyl-2-pentanone	ND		28	1.9	ug/kg dry	ND		65-133			
Acetone	27.3		28	1.3	ug/kg dry	16.0		61-137			J
Acrylonitrile	ND		110	2.3	ug/kg dry	ND		65-134			
Benzene	ND	56.9	5.7	0.28	ug/kg dry	49.5	87	79-127			
Bromochloromethane	ND		5.7	0.41	ug/kg dry	ND		75-134			
Bromodichloromethane	ND		5.7	0.29	ug/kg dry	ND		80-122			
Bromoform	ND		5.7	2.8	ug/kg dry	ND		68-126			
Bromomethane	ND		5.7	1.3	ug/kg dry	ND		37-149			
Carbon disulfide	1.70		5.7	0.49	ug/kg dry	ND		64-131			
Carbon Tetrachloride	ND		5.7	0.55	ug/kg dry	ND		75-135			
Chlorobenzene	ND	56.9	5.7	0.75	ug/kg dry	46.4	82	76-124			
Dibromochloromethane	ND		5.7	0.31	ug/kg dry	ND		76-125			
Chloroethane	ND		5.7	2.4	ug/kg dry	ND		69-135			
Chloroform	ND		5.7	0.35	ug/kg dry	ND		80-118			
Chloromethane	ND		5.7	0.34	ug/kg dry	ND		63-127			
cis-1,2-Dichloroethene	ND		5.7	0.28	ug/kg dry	ND		81-117			
cis-1,3-Dichloropropene	ND		5.7	0.32	ug/kg dry	ND		82-120			
Cyclohexane	1.62		5.7	0.26	ug/kg dry	ND		70-130			

Benchmark Environmental & Engineering Science
2558 Hamburg Turnpike, Suite 300
Lackawanna, NY 14218

SDG Number: RSJ0658

Project: Benchmark - Solsil site
Project Number: TURN-0002

Received: 10/09/09-10/14/09
Reported: 11/03/09 16:08

LABORATORY QC DATA

Analyte	Source Result	Spike Level	RL	MDL	Units	Result	% REC	% REC Limits	% RPD	RPD Limit	Data Qualifiers
Volatile Organic Compounds by EPA 8260B											
Matrix Spike Analyzed: 10/10/09 (Lab Number:9J10019-MS1, Batch: 9J10019)											
QC Source Sample: RSJ0658-02											
Dibromomethane	ND		5.7	0.59	ug/kg dry	ND		73-130			
Dichlorodifluoromethane	ND		5.7	0.47	ug/kg dry	ND		57-142			
Ethylbenzene	ND		5.7	0.39	ug/kg dry	ND		80-120			
Iodomethane	ND		5.7	0.28	ug/kg dry	ND		59-149			
Isopropylbenzene	ND		5.7	0.86	ug/kg dry	ND		72-120			
Methyl Acetate	ND		5.7	0.31	ug/kg dry	ND		60-140			
Methyl-t-Butyl Ether (MTBE)	ND		5.7	0.56	ug/kg dry	ND		63-125			
Methylcyclohexane	ND		5.7	0.37	ug/kg dry	ND		60-140			
Methylene Chloride	2.24		5.7	1.1	ug/kg dry	2.57		61-127			J
m-Xylene & p-Xylene	ND		11	0.96	ug/kg dry	ND		70-130			
n-Butylbenzene	ND		5.7	0.49	ug/kg dry	ND		70-120			
n-Propylbenzene	ND		5.7	0.45	ug/kg dry	ND		70-130			
o-Xylene	ND		5.7	0.74	ug/kg dry	ND		70-130			
sec-Butylbenzene	ND		5.7	0.49	ug/kg dry	ND		74-120			
Styrene	ND		5.7	0.28	ug/kg dry	ND		80-120			
tert-Butylbenzene	ND		5.7	0.59	ug/kg dry	ND		73-120			
Tetrachloroethene	ND		5.7	0.76	ug/kg dry	ND		74-122			
Toluene	ND	56.9	5.7	0.43	ug/kg dry	46.7	82	74-128			
trans-1,2-Dichloroethene	ND		5.7	0.59	ug/kg dry	ND		78-126			
trans-1,3-Dichloropropene	ND		5.7	0.28	ug/kg dry	ND		73-123			
trans-1,4-Dichloro-2-butene	ND		28	1.6	ug/kg dry	ND		38-155			
Trichloroethene	ND	56.9	5.7	0.39	ug/kg dry	47.1	83	77-129			
Trichlorofluoromethane	ND		5.7	0.54	ug/kg dry	ND		65-146			
Vinyl acetate	ND		28	1.2	ug/kg dry	ND		53-134			
Vinyl chloride	ND		11	0.69	ug/kg dry	ND		61-133			
Xylenes, total	ND		11	0.96	ug/kg dry	ND		80-120			
Surrogate: 1,2-Dichloroethane-d4					*ug/kg dry*		*88*	*64-126*			
Surrogate: 4-Bromofluorobenzene					*ug/kg dry*		*110*	*72-126*			
Surrogate: Toluene-d8					*ug/kg dry*		*111*	*71-125*			
Matrix Spike Dup Analyzed: 10/10/09 (Lab Number:9J10019-MSD1, Batch: 9J10019)											
QC Source Sample: RSJ0658-02											
1,1,1,2-Tetrachloroethane	ND		5.7	0.41	ug/kg dry	ND		74-127		20	
1,1,1-Trichloroethane	ND		5.7	0.41	ug/kg dry	ND		77-121		20	
1,1,2,2-Tetrachloroethane	ND		5.7	0.92	ug/kg dry	ND		80-120		20	

Benchmark Environmental & Engineering Science
2558 Hamburg Turnpike, Suite 300
Lackawanna, NY 14218

SDG Number: RSJ0658

Project: Benchmark - Solsil site
Project Number: TURN-0002

Received: 10/09/09-10/14/09
Reported: 11/03/09 16:08

LABORATORY QC DATA

Analyte	Source Result	Spike Level	RL	MDL	Units	Result	% REC	% REC Limits	% RPD	RPD Limit	Data Qualifiers
Volatile Organic Compounds by EPA 8260B											
Matrix Spike Dup Analyzed: 10/10/09 (Lab Number:9J10019-MSD1, Batch: 9J10019)											
QC Source Sample: RSJ0658-02											
1,1,2-Trichloroethane	ND		5.7	0.28	ug/kg dry	ND		78-122		20	
1,1,2-Trichloro-1,2,2-trifluoroethane	ND		5.7	2.8	ug/kg dry	ND		60-140		20	
1,1-Dichloroethane	ND		5.7	0.28	ug/kg dry	ND		79-126		20	
1,1-Dichloroethene	ND	56.8	5.7	0.69	ug/kg dry	61.6	109	65-153	9	22	
1,1-Dichloropropene	ND		5.7	0.32	ug/kg dry	ND		72-128		20	
1,2,3-Trichlorobenzene	ND		5.7	0.60	ug/kg dry	ND		60-120		20	
1,2,3-Trichloropropane	ND		5.7	0.58	ug/kg dry	ND		73-128		20	
1,2,4-Trichlorobenzene	ND		5.7	0.35	ug/kg dry	ND		64-120		20	
1,2,4-Trimethylbenzene	1.58		5.7	0.41	ug/kg dry	1.86		74-120	26	20	J
1,2-Dibromo-3-chloropropane	ND		5.7	2.8	ug/kg dry	ND		63-124		20	
1,2-Dibromoethane	ND		5.7	0.22	ug/kg dry	ND		78-120		20	
1,2-Dichlorobenzene	ND		5.7	0.44	ug/kg dry	ND		75-120		20	
1,2-Dichloroethane	ND		5.7	0.28	ug/kg dry	ND		77-122		20	
1,2-Dichloroethene, Total	ND		11	3.0	ug/kg dry	ND		82-120		20	
1,2-Dichloropropane	ND		5.7	2.8	ug/kg dry	ND		75-124		20	
1,3,5-Trimethylbenzene	ND		5.7	0.37	ug/kg dry	ND		74-120		20	
1,3-Dichlorobenzene	ND		5.7	0.29	ug/kg dry	ND		74-120		20	
1,3-Dichloropropane	ND		5.7	0.34	ug/kg dry	ND		72-127		20	
1,4-Dichlorobenzene	ND		5.7	0.79	ug/kg dry	ND		73-120		20	
2-Butanone	ND		28	2.1	ug/kg dry	ND		70-134		20	
2-Hexanone	ND		28	2.0	ug/kg dry	ND		59-130		20	
p-Cymene	ND		5.7	0.46	ug/kg dry	ND		74-120		20	
4-Methyl-2-pentanone	ND		28	1.9	ug/kg dry	ND		65-133		20	
Acetone	27.3		28	1.2	ug/kg dry	16.8		61-137	5	15	J
Acrylonitrile	ND		110	2.3	ug/kg dry	ND		65-134		20	
Benzene	ND	56.8	5.7	0.28	ug/kg dry	47.2	83	79-127	5	20	
Bromochloromethane	ND		5.7	0.41	ug/kg dry	ND		75-134		20	
Bromodichloromethane	ND		5.7	0.29	ug/kg dry	ND		80-122		20	
Bromoform	ND		5.7	2.8	ug/kg dry	ND		68-126		20	
Bromomethane	ND		5.7	1.3	ug/kg dry	ND		37-149		20	
Carbon disulfide	1.70		5.7	0.49	ug/kg dry	ND		64-131		20	
Carbon Tetrachloride	ND		5.7	0.55	ug/kg dry	ND		75-135		20	
Chlorobenzene	ND	56.8	5.7	0.75	ug/kg dry	41.3	73	76-124	12	25	M8
Dibromochloromethane	ND		5.7	0.31	ug/kg dry	ND		76-125		20	
Chloroethane	ND		5.7	2.4	ug/kg dry	ND		69-135		20	
Chloroform	ND		5.7	0.35	ug/kg dry	ND		80-118		20	

Benchmark Environmental & Engineering Science
2558 Hamburg Turnpike, Suite 300
Lackawanna, NY 14218

SDG Number: RSJ0658

Project: Benchmark - Solsil site
Project Number: TURN-0002

Received: 10/09/09-10/14/09
Reported: 11/03/09 16:08

LABORATORY QC DATA

Analyte	Source Result	Spike Level	RL	MDL	Units	Result	% REC	% REC Limits	% RPD	RPD Limit	Data Qualifiers
Volatile Organic Compounds by EPA 8260B											
Matrix Spike Dup Analyzed: 10/10/09 (Lab Number:9J10019-MSD1, Batch: 9J10019)											
QC Source Sample: RSJ0658-02											
Chloromethane	ND		5.7	0.34	ug/kg dry	ND		63-127		20	
cis-1,2-Dichloroethene	ND		5.7	0.28	ug/kg dry	ND		81-117		20	
cis-1,3-Dichloropropene	ND		5.7	0.32	ug/kg dry	ND		82-120		20	
Cyclohexane	1.62		5.7	0.26	ug/kg dry	ND		70-130		20	
Dibromomethane	ND		5.7	0.58	ug/kg dry	ND		73-130		20	
Dichlorodifluoromethane	ND		5.7	0.47	ug/kg dry	ND		57-142		20	
Ethylbenzene	ND		5.7	0.39	ug/kg dry	ND		80-120		20	
Iodomethane	ND		5.7	0.28	ug/kg dry	ND		59-149		20	
Isopropylbenzene	ND		5.7	0.86	ug/kg dry	ND		72-120		20	
Methyl Acetate	ND		5.7	0.31	ug/kg dry	ND		60-140		20	
Methyl-t-Butyl Ether (MTBE)	ND		5.7	0.56	ug/kg dry	ND		63-125		20	
Methylcyclohexane	ND		5.7	0.37	ug/kg dry	ND		60-140		20	
Methylene Chloride	2.24		5.7	1.1	ug/kg dry	2.44		61-127	5	15	J
m-Xylene & p-Xylene	ND		11	0.95	ug/kg dry	ND		70-130		20	
n-Butylbenzene	ND		5.7	0.49	ug/kg dry	ND		70-120		20	
n-Propylbenzene	ND		5.7	0.45	ug/kg dry	ND		70-130		20	
o-Xylene	ND		5.7	0.74	ug/kg dry	ND		70-130		20	
sec-Butylbenzene	ND		5.7	0.49	ug/kg dry	ND		74-120		20	
Styrene	ND		5.7	0.28	ug/kg dry	ND		80-120		20	
tert-Butylbenzene	ND		5.7	0.59	ug/kg dry	ND		73-120		20	
Tetrachloroethene	ND		5.7	0.76	ug/kg dry	ND		74-122		20	
Toluene	ND	56.8	5.7	0.43	ug/kg dry	42.8	75	74-128	9	20	
trans-1,2-Dichloroethene	ND		5.7	0.59	ug/kg dry	ND		78-126		20	
trans-1,3-Dichloropropene	ND		5.7	0.28	ug/kg dry	ND		73-123		20	
trans-1,4-Dichloro-2-butene	ND		28	1.6	ug/kg dry	ND		38-155		20	
Trichloroethene	ND	56.8	5.7	0.39	ug/kg dry	43.4	76	77-129	8	24	M8
Trichlorofluoromethane	ND		5.7	0.54	ug/kg dry	ND		65-146		20	
Vinyl acetate	ND		28	1.2	ug/kg dry	ND		53-134		20	
Vinyl chloride	ND		11	0.69	ug/kg dry	ND		61-133		20	
Xylenes, total	ND		11	0.95	ug/kg dry	ND		80-120		20	
Surrogate: 1,2-Dichloroethane-d4					*ug/kg dry*		*88*	*64-126*			
Surrogate: 4-Bromofluorobenzene					*ug/kg dry*		*108*	*72-126*			
Surrogate: Toluene-d8					*ug/kg dry*		*111*	*71-125*			

Benchmark Environmental & Engineering Science
2558 Hamburg Turnpike, Suite 300
Lackawanna, NY 14218

SDG Number: RSJ0658

Project: Benchmark - Solsil site
Project Number: TURN-0002

Received: 10/09/09-10/14/09
Reported: 11/03/09 16:08

LABORATORY QC DATA

Analyte	Source Result	Spike Level	RL	MDL	Units	Result	% REC	% REC Limits	% RPD	RPD Limit	Data Qualifiers
Volatile Organic Compounds by EPA 8260B											
Blank Analyzed: 10/13/09 (Lab Number:9J13102-BLK1, Batch: 9J13102)											
1,1,1-Trichloroethane			5.0	0.36	ug/kg wet	ND					
1,1,2,2-Tetrachloroethane			5.0	0.81	ug/kg wet	ND					
1,1,2-Trichloroethane			5.0	0.25	ug/kg wet	ND					
1,1,2-Trichloro-1,2,2-trifluoroethane			5.0	2.5	ug/kg wet	ND					
1,1-Dichloroethane			5.0	0.25	ug/kg wet	ND					
1,1-Dichloroethene			5.0	0.61	ug/kg wet	ND					
1,2,4-Trichlorobenzene			5.0	0.30	ug/kg wet	ND					
1,2,4-Trimethylbenzene			5.0	0.36	ug/kg wet	ND					
1,2-Dibromo-3-chloropropane			5.0	2.5	ug/kg wet	ND					
1,2-Dibromoethane			5.0	0.19	ug/kg wet	ND					
1,2-Dichlorobenzene			5.0	0.39	ug/kg wet	ND					
1,2-Dichloroethane			5.0	0.25	ug/kg wet	ND					
1,2-Dichloropropane			5.0	2.5	ug/kg wet	ND					
1,3,5-Trimethylbenzene			5.0	0.32	ug/kg wet	ND					
1,3-Dichlorobenzene			5.0	0.26	ug/kg wet	ND					
1,4-Dichlorobenzene			5.0	0.70	ug/kg wet	ND					
2-Butanone			25	1.8	ug/kg wet	ND					
2-Hexanone			25	1.7	ug/kg wet	ND					
p-Cymene			5.0	0.40	ug/kg wet	ND					
4-Methyl-2-pentanone			25	1.6	ug/kg wet	ND					
Acetone			25	1.1	ug/kg wet	ND					
Benzene			5.0	0.24	ug/kg wet	ND					
Bromodichloromethane			5.0	0.26	ug/kg wet	ND					
Bromoform			5.0	2.5	ug/kg wet	ND					
Bromomethane			5.0	1.1	ug/kg wet	ND					
Carbon disulfide			5.0	0.43	ug/kg wet	ND					
Carbon Tetrachloride			5.0	0.48	ug/kg wet	ND					
Chlorobenzene			5.0	0.66	ug/kg wet	ND					
Dibromochloromethane			5.0	0.28	ug/kg wet	ND					
Chloroethane			5.0	2.1	ug/kg wet	ND					
Chloroform			5.0	0.31	ug/kg wet	ND					
Chloromethane			5.0	0.30	ug/kg wet	ND					
cis-1,2-Dichloroethene			5.0	0.25	ug/kg wet	ND					
cis-1,3-Dichloropropene			5.0	0.28	ug/kg wet	ND					
Cyclohexane			5.0	0.23	ug/kg wet	ND					
Dichlorodifluoromethane			5.0	0.41	ug/kg wet	ND					

Benchmark Environmental & Engineering Science
2558 Hamburg Turnpike, Suite 300
Lackawanna, NY 14218

SDG Number: RSJ0658

Project: Benchmark - Solsil site
Project Number: TURN-0002

Received: 10/09/09-10/14/09
Reported: 11/03/09 16:08

LABORATORY QC DATA

Analyte	Source Result	Spike Level	RL	MDL	Units	Result	% REC	% REC Limits	% RPD	RPD Limit	Data Qualifiers
Volatile Organic Compounds by EPA 8260B											
Blank Analyzed: 10/13/09 (Lab Number:9J13102-BLK1, Batch: 9J13102)											
Ethylbenzene			5.0	0.34	ug/kg wet	ND					
Isopropylbenzene			5.0	0.75	ug/kg wet	ND					
Methyl Acetate			5.0	0.27	ug/kg wet	ND					
Methyl-t-Butyl Ether (MTBE)			5.0	0.49	ug/kg wet	ND					
Methylcyclohexane			5.0	0.32	ug/kg wet	ND					
Methylene Chloride			5.0	0.99	ug/kg wet	1.3					J
m-Xylene & p-Xylene			10	0.84	ug/kg wet	ND					
n-Butylbenzene			5.0	0.44	ug/kg wet	ND					
n-Propylbenzene			5.0	0.40	ug/kg wet	ND					
o-Xylene			5.0	0.65	ug/kg wet	ND					
sec-Butylbenzene			5.0	0.44	ug/kg wet	ND					
Styrene			5.0	0.25	ug/kg wet	ND					
Tetrachloroethene			5.0	0.67	ug/kg wet	ND					
Toluene			5.0	0.38	ug/kg wet	ND					
trans-1,2-Dichloroethene			5.0	0.52	ug/kg wet	ND					
trans-1,3-Dichloropropene			5.0	0.24	ug/kg wet	ND					
Trichloroethene			5.0	0.34	ug/kg wet	ND					
Trichlorofluoromethane			5.0	0.47	ug/kg wet	ND					
Vinyl chloride			10	0.61	ug/kg wet	ND					
Xylenes, total			10	0.84	ug/kg wet	ND					
Surrogate: 1,2-Dichloroethane-d4					*ug/kg wet*		*93*	*64-126*			
Surrogate: 4-Bromofluorobenzene					*ug/kg wet*		*107*	*72-126*			
Surrogate: Toluene-d8					*ug/kg wet*		*115*	*71-125*			
LCS Analyzed: 10/13/09 (Lab Number:9J13102-BS1, Batch: 9J13102)											
1,1,1,2-Tetrachloroethane			5.0	0.36	ug/kg wet	ND		74-127			
1,1,1-Trichloroethane			5.0	0.36	ug/kg wet	ND		77-121			
1,1,2,2-Tetrachloroethane			5.0	0.81	ug/kg wet	ND		80-120			
1,1,2-Trichloroethane			5.0	0.25	ug/kg wet	ND		78-122			
1,1,2-Trichloro-1,2,2-trifluoroethane			5.0	2.5	ug/kg wet	ND		60-140			
1,1-Dichloroethane			5.0	0.25	ug/kg wet	ND		79-126			
1,1-Dichloroethene		50.0	5.0	0.61	ug/kg wet	57.2	114	65-153			
1,1-Dichloropropene			5.0	0.29	ug/kg wet	ND		72-128			
1,2,3-Trichlorobenzene			5.0	0.53	ug/kg wet	ND		60-120			
1,2,3-Trichloropropane			5.0	0.51	ug/kg wet	ND		73-128			

Benchmark Environmental & Engineering Science
2558 Hamburg Turnpike, Suite 300
Lackawanna, NY 14218

SDG Number: RSJ0658

Project: Benchmark - Solsil site
Project Number: TURN-0002

Received: 10/09/09-10/14/09
Reported: 11/03/09 16:08

LABORATORY QC DATA

Analyte	Source Result	Spike Level	RL	MDL	Units	Result	% REC	% REC Limits	% RPD	RPD Limit	Data Qualifiers
Volatile Organic Compounds by EPA 8260B											
LCS Analyzed: 10/13/09 (Lab Number:9J13102-BS1, Batch: 9J13102)											
1,2,4-Trichlorobenzene			5.0	0.30	ug/kg wet	ND		64-120			
1,2,4-Trimethylbenzene			5.0	0.36	ug/kg wet	ND		74-120			
1,2-Dibromo-3-chloropropane			5.0	2.5	ug/kg wet	ND		63-124			
1,2-Dibromoethane			5.0	0.19	ug/kg wet	ND		78-120			
1,2-Dichlorobenzene			5.0	0.39	ug/kg wet	ND		75-120			
1,2-Dichloroethane			5.0	0.25	ug/kg wet	ND		77-122			
1,2-Dichloroethene, Total			10	2.6	ug/kg wet	ND		82-120			
1,2-Dichloropropane			5.0	2.5	ug/kg wet	ND		75-124			
1,3,5-Trimethylbenzene			5.0	0.32	ug/kg wet	ND		74-120			
1,3-Dichlorobenzene			5.0	0.26	ug/kg wet	ND		74-120			
1,3-Dichloropropane			5.0	0.30	ug/kg wet	ND		72-127			
1,4-Dichlorobenzene			5.0	0.70	ug/kg wet	ND		73-120			
2-Butanone			25	1.8	ug/kg wet	ND		70-134			
2-Hexanone			25	1.7	ug/kg wet	ND		59-130			
p-Cymene			5.0	0.40	ug/kg wet	ND		74-120			
4-Methyl-2-pentanone			25	1.6	ug/kg wet	ND		65-133			
Acetone			25	1.1	ug/kg wet	ND		61-137			
Acrylonitrile			100	2.1	ug/kg wet	ND		65-134			
Benzene		50.0	5.0	0.24	ug/kg wet	48.1	96	79-127			
Bromochloromethane			5.0	0.36	ug/kg wet	ND		75-134			
Bromodichloromethane			5.0	0.26	ug/kg wet	ND		80-122			
Bromoform			5.0	2.5	ug/kg wet	ND		68-126			
Bromomethane			5.0	1.1	ug/kg wet	ND		37-149			
Carbon disulfide			5.0	0.43	ug/kg wet	ND		64-131			
Carbon Tetrachloride			5.0	0.48	ug/kg wet	ND		75-135			
Chlorobenzene		50.0	5.0	0.66	ug/kg wet	49.8	100	76-124			
Dibromochloromethane			5.0	0.28	ug/kg wet	ND		76-125			
Chloroethane			5.0	2.1	ug/kg wet	ND		69-135			
Chloroform			5.0	0.31	ug/kg wet	ND		80-118			
Chloromethane			5.0	0.30	ug/kg wet	ND		63-127			
cis-1,2-Dichloroethene			5.0	0.25	ug/kg wet	ND		81-117			
cis-1,3-Dichloropropene			5.0	0.28	ug/kg wet	ND		82-120			
Cyclohexane			5.0	0.23	ug/kg wet	2.84		70-130			J
Dibromomethane			5.0	0.52	ug/kg wet	ND		73-130			
Dichlorodifluoromethane			5.0	0.41	ug/kg wet	ND		57-142			
Ethylbenzene			5.0	0.34	ug/kg wet	ND		80-120			
Iodomethane			5.0	0.24	ug/kg wet	ND		59-149			

Benchmark Environmental & Engineering Science
2558 Hamburg Turnpike, Suite 300
Lackawanna, NY 14218

SDG Number: RSJ0658

Project: Benchmark - Solsil site
Project Number: TURN-0002

Received: 10/09/09-10/14/09
Reported: 11/03/09 16:08

LABORATORY QC DATA

Analyte	Source Result	Spike Level	RL	MDL	Units	Result	% REC	% REC Limits	% RPD	RPD Limit	Data Qualifiers
Volatile Organic Compounds by EPA 8260B											
LCS Analyzed: 10/13/09 (Lab Number:9J13102-BS1, Batch: 9J13102)											
Isopropylbenzene			5.0	0.75	ug/kg wet	ND		72-120			
Methyl Acetate			5.0	0.27	ug/kg wet	ND		60-140			
Methyl-t-Butyl Ether (MTBE)			5.0	0.49	ug/kg wet	ND		63-125			
Methylcyclohexane			5.0	0.32	ug/kg wet	ND		60-140			
Methylene Chloride			5.0	0.99	ug/kg wet	1.82		61-127			B,J
m-Xylene & p-Xylene			10	0.84	ug/kg wet	ND		70-130			
n-Butylbenzene			5.0	0.44	ug/kg wet	ND		70-120			
n-Propylbenzene			5.0	0.40	ug/kg wet	ND		70-130			
o-Xylene			5.0	0.65	ug/kg wet	ND		70-130			
sec-Butylbenzene			5.0	0.44	ug/kg wet	ND		74-120			
Styrene			5.0	0.25	ug/kg wet	ND		80-120			
tert-Butylbenzene			5.0	0.52	ug/kg wet	ND		73-120			
Tetrachloroethene			5.0	0.67	ug/kg wet	ND		74-122			
Toluene		50.0	5.0	0.38	ug/kg wet	49.5	99	74-128			
trans-1,2-Dichloroethene			5.0	0.52	ug/kg wet	ND		78-126			
trans-1,3-Dichloropropene			5.0	0.24	ug/kg wet	ND		73-123			
trans-1,4-Dichloro-2-butene			25	1.4	ug/kg wet	ND		38-155			
Trichloroethene		50.0	5.0	0.34	ug/kg wet	49.0	98	77-129			
Trichlorofluoromethane			5.0	0.47	ug/kg wet	ND		65-146			
Vinyl acetate			25	1.0	ug/kg wet	ND		53-134			
Vinyl chloride			10	0.61	ug/kg wet	ND		61-133			
Xylenes, total			10	0.84	ug/kg wet	ND		80-120			
Surrogate: 1,2-Dichloroethane-d4					*ug/kg wet*		*95*	*64-126*			
Surrogate: 4-Bromofluorobenzene					*ug/kg wet*		*107*	*72-126*			
Surrogate: Toluene-d8					*ug/kg wet*		*114*	*71-125*			
Volatile Organic Compounds by EPA 8260B											
Blank Analyzed: 10/15/09 (Lab Number:9J15038-BLK1, Batch: 9J15038)											
1,1,1-Trichloroethane			5.0	0.36	ug/kg wet	ND					
1,1,2,2-Tetrachloroethane			5.0	0.81	ug/kg wet	ND					
1,1,2-Trichloroethane			5.0	0.25	ug/kg wet	ND					
1,1,2-Trichloro-1,2,2-trifluoroethane			5.0	2.5	ug/kg wet	ND					
1,1-Dichloroethane			5.0	0.25	ug/kg wet	ND					
1,1-Dichloroethene			5.0	0.61	ug/kg wet	ND					

Benchmark Environmental & Engineering Science
2558 Hamburg Turnpike, Suite 300
Lackawanna, NY 14218

SDG Number: RSJ0658

Project: Benchmark - Solsil site
Project Number: TURN-0002

Received: 10/09/09-10/14/09
Reported: 11/03/09 16:08

LABORATORY QC DATA

Analyte	Source Result	Spike Level	RL	MDL	Units	Result	% REC	% REC Limits	% RPD	RPD Limit	Data Qualifiers
Volatile Organic Compounds by EPA 8260B											
Blank Analyzed: 10/15/09 (Lab Number:9J15038-BLK1, Batch: 9J15038)											
1,2,4-Trichlorobenzene			5.0	0.30	ug/kg wet	ND					
1,2,4-Trimethylbenzene			5.0	0.36	ug/kg wet	ND					
1,2-Dibromo-3-chloropropane			5.0	2.5	ug/kg wet	ND					
1,2-Dibromoethane			5.0	0.19	ug/kg wet	ND					
1,2-Dichlorobenzene			5.0	0.39	ug/kg wet	ND					
1,2-Dichloroethane			5.0	0.25	ug/kg wet	ND					
1,2-Dichloropropane			5.0	2.5	ug/kg wet	ND					
1,3,5-Trimethylbenzene			5.0	0.32	ug/kg wet	ND					
1,3-Dichlorobenzene			5.0	0.26	ug/kg wet	ND					
1,4-Dichlorobenzene			5.0	0.70	ug/kg wet	ND					
2-Butanone			25	1.8	ug/kg wet	ND					
2-Hexanone			25	1.7	ug/kg wet	ND					
p-Cymene			5.0	0.40	ug/kg wet	ND					
4-Methyl-2-pentanone			25	1.6	ug/kg wet	ND					
Acetone			25	1.1	ug/kg wet	ND					
Benzene			5.0	0.24	ug/kg wet	ND					
Bromodichloromethane			5.0	0.26	ug/kg wet	ND					
Bromoform			5.0	2.5	ug/kg wet	ND					
Bromomethane			5.0	1.1	ug/kg wet	ND					
Carbon disulfide			5.0	0.43	ug/kg wet	ND					
Carbon Tetrachloride			5.0	0.48	ug/kg wet	ND					
Chlorobenzene			5.0	0.66	ug/kg wet	ND					
Dibromochloromethane			5.0	0.28	ug/kg wet	ND					
Chloroethane			5.0	2.1	ug/kg wet	ND					
Chloroform			5.0	0.31	ug/kg wet	ND					
Chloromethane			5.0	0.30	ug/kg wet	ND					
cis-1,2-Dichloroethene			5.0	0.25	ug/kg wet	ND					
cis-1,3-Dichloropropene			5.0	0.28	ug/kg wet	ND					
Cyclohexane			5.0	0.23	ug/kg wet	ND					
Dichlorodifluoromethane			5.0	0.41	ug/kg wet	ND					
Ethylbenzene			5.0	0.34	ug/kg wet	ND					
Isopropylbenzene			5.0	0.75	ug/kg wet	ND					
Methyl Acetate			5.0	0.27	ug/kg wet	ND					
Methyl-t-Butyl Ether (MTBE)			5.0	0.49	ug/kg wet	ND					
Methylcyclohexane			5.0	0.32	ug/kg wet	ND					
Methylene Chloride			5.0	0.99	ug/kg wet	ND					
m-Xylene & p-Xylene			10	0.84	ug/kg wet	ND					

Benchmark Environmental & Engineering Science
2558 Hamburg Turnpike, Suite 300
Lackawanna, NY 14218

SDG Number: RSJ0658

Project: Benchmark - Solsil site
Project Number: TURN-0002

Received: 10/09/09-10/14/09
Reported: 11/03/09 16:08

LABORATORY QC DATA

Analyte	Source Result	Spike Level	RL	MDL	Units	Result	% REC	% REC Limits	% RPD	RPD Limit	Data Qualifiers
Volatile Organic Compounds by EPA 8260B											
Blank Analyzed: 10/15/09 (Lab Number:9J15038-BLK1, Batch: 9J15038)											
n-Butylbenzene			5.0	0.44	ug/kg wet	ND					
n-Propylbenzene			5.0	0.40	ug/kg wet	ND					
o-Xylene			5.0	0.65	ug/kg wet	ND					
sec-Butylbenzene			5.0	0.44	ug/kg wet	ND					
Styrene			5.0	0.25	ug/kg wet	ND					
Tetrachloroethene			5.0	0.67	ug/kg wet	ND					
Toluene			5.0	0.38	ug/kg wet	ND					
trans-1,2-Dichloroethene			5.0	0.52	ug/kg wet	ND					
trans-1,3-Dichloropropene			5.0	0.24	ug/kg wet	ND					
Trichloroethene			5.0	0.34	ug/kg wet	ND					
Trichlorofluoromethane			5.0	0.47	ug/kg wet	ND					
Vinyl chloride			10	0.61	ug/kg wet	ND					
Xylenes, total			10	0.84	ug/kg wet	ND					
Surrogate: 1,2-Dichloroethane-d4					*ug/kg wet*		*99*	*64-126*			
Surrogate: 4-Bromofluorobenzene					*ug/kg wet*		*114*	*72-126*			
Surrogate: Toluene-d8					*ug/kg wet*		*119*	*71-125*			
LCS Analyzed: 10/15/09 (Lab Number:9J15038-BS1, Batch: 9J15038)											
1,1,1,2-Tetrachloroethane			5.0	0.36	ug/kg wet	ND		74-127			
1,1,1-Trichloroethane			5.0	0.36	ug/kg wet	ND		77-121			
1,1,2,2-Tetrachloroethane			5.0	0.81	ug/kg wet	ND		80-120			
1,1,2-Trichloroethane			5.0	0.25	ug/kg wet	ND		78-122			
1,1,2-Trichloro-1,2,2-trifluoroethane			5.0	2.5	ug/kg wet	ND		60-140			
1,1-Dichloroethane			5.0	0.25	ug/kg wet	ND		79-126			
1,1-Dichloroethene		50.0	5.0	0.61	ug/kg wet	65.8	132	65-153			
1,1-Dichloropropene			5.0	0.29	ug/kg wet	ND		72-128			
1,2,3-Trichlorobenzene			5.0	0.53	ug/kg wet	ND		60-120			
1,2,3-Trichloropropane			5.0	0.51	ug/kg wet	ND		73-128			
1,2,4-Trichlorobenzene			5.0	0.30	ug/kg wet	ND		64-120			
1,2,4-Trimethylbenzene			5.0	0.36	ug/kg wet	ND		74-120			
1,2-Dibromo-3-chloropropane			5.0	2.5	ug/kg wet	ND		63-124			
1,2-Dibromoethane			5.0	0.19	ug/kg wet	ND		78-120			
1,2-Dichlorobenzene			5.0	0.39	ug/kg wet	ND		75-120			
1,2-Dichloroethane			5.0	0.25	ug/kg wet	ND		77-122			
1,2-Dichloroethene, Total			10	2.6	ug/kg wet	ND		82-120			

Benchmark Environmental & Engineering Science
2558 Hamburg Turnpike, Suite 300
Lackawanna, NY 14218

SDG Number: RSJ0658

Project: Benchmark - Solsil site
Project Number: TURN-0002

Received: 10/09/09-10/14/09
Reported: 11/03/09 16:08

LABORATORY QC DATA

Analyte	Source Result	Spike Level	RL	MDL	Units	Result	% REC	% REC Limits	% RPD	RPD Limit	Data Qualifiers
Volatile Organic Compounds by EPA 8260B											
LCS Analyzed: 10/15/09 (Lab Number:9J15038-BS1, Batch: 9J15038)											
1,2-Dichloropropane			5.0	2.5	ug/kg wet	ND		75-124			
1,3,5-Trimethylbenzene			5.0	0.32	ug/kg wet	ND		74-120			
1,3-Dichlorobenzene			5.0	0.26	ug/kg wet	ND		74-120			
1,3-Dichloropropane			5.0	0.30	ug/kg wet	ND		72-127			
1,4-Dichlorobenzene			5.0	0.70	ug/kg wet	ND		73-120			
2-Butanone			25	1.8	ug/kg wet	ND		70-134			
2-Hexanone			25	1.7	ug/kg wet	ND		59-130			
p-Cymene			5.0	0.40	ug/kg wet	ND		74-120			
4-Methyl-2-pentanone			25	1.6	ug/kg wet	ND		65-133			
Acetone			25	1.1	ug/kg wet	ND		61-137			
Acrylonitrile			100	2.1	ug/kg wet	ND		65-134			
Benzene		50.0	5.0	0.24	ug/kg wet	51.2	102	79-127			
Bromochloromethane			5.0	0.36	ug/kg wet	ND		75-134			
Bromodichloromethane			5.0	0.26	ug/kg wet	ND		80-122			
Bromoform			5.0	2.5	ug/kg wet	ND		68-126			
Bromomethane			5.0	1.1	ug/kg wet	ND		37-149			
Carbon disulfide			5.0	0.43	ug/kg wet	ND		64-131			
Carbon Tetrachloride			5.0	0.48	ug/kg wet	ND		75-135			
Chlorobenzene		50.0	5.0	0.66	ug/kg wet	55.3	111	76-124			
Dibromochloromethane			5.0	0.28	ug/kg wet	ND		76-125			
Chloroethane			5.0	2.1	ug/kg wet	ND		69-135			
Chloroform			5.0	0.31	ug/kg wet	ND		80-118			
Chloromethane			5.0	0.30	ug/kg wet	ND		63-127			
cis-1,2-Dichloroethene			5.0	0.25	ug/kg wet	ND		81-117			
cis-1,3-Dichloropropene			5.0	0.28	ug/kg wet	ND		82-120			
Cyclohexane			5.0	0.23	ug/kg wet	ND		70-130			
Dibromomethane			5.0	0.52	ug/kg wet	ND		73-130			
Dichlorodifluoromethane			5.0	0.41	ug/kg wet	ND		57-142			
Ethylbenzene			5.0	0.34	ug/kg wet	ND		80-120			
Iodomethane			5.0	0.24	ug/kg wet	ND		59-149			
Isopropylbenzene			5.0	0.75	ug/kg wet	ND		72-120			
Methyl Acetate			5.0	0.27	ug/kg wet	ND		60-140			
Methyl-t-Butyl Ether (MTBE)			5.0	0.49	ug/kg wet	ND		63-125			
Methylcyclohexane			5.0	0.32	ug/kg wet	ND		60-140			
Methylene Chloride			5.0	0.99	ug/kg wet	1.07		61-127			J
m-Xylene & p-Xylene			10	0.84	ug/kg wet	ND		70-130			
n-Butylbenzene			5.0	0.44	ug/kg wet	ND		70-120			

Benchmark Environmental & Engineering Science
2558 Hamburg Turnpike, Suite 300
Lackawanna, NY 14218

SDG Number: RSJ0658

Project: Benchmark - Solsil site
Project Number: TURN-0002

Received: 10/09/09-10/14/09
Reported: 11/03/09 16:08

LABORATORY QC DATA

Analyte	Source Result	Spike Level	RL	MDL	Units	Result	% REC	% REC Limits	% RPD	RPD Limit	Data Qualifiers
Volatile Organic Compounds by EPA 8260B											
LCS Analyzed: 10/15/09 (Lab Number:9J15038-BS1, Batch: 9J15038)											
n-Propylbenzene			5.0	0.40	ug/kg wet	ND		70-130			
o-Xylene			5.0	0.65	ug/kg wet	ND		70-130			
sec-Butylbenzene			5.0	0.44	ug/kg wet	ND		74-120			
Styrene			5.0	0.25	ug/kg wet	ND		80-120			
tert-Butylbenzene			5.0	0.52	ug/kg wet	ND		73-120			
Tetrachloroethene			5.0	0.67	ug/kg wet	ND		74-122			
Toluene		50.0	5.0	0.38	ug/kg wet	52.6	105	74-128			
trans-1,2-Dichloroethene			5.0	0.52	ug/kg wet	ND		78-126			
trans-1,3-Dichloropropene			5.0	0.24	ug/kg wet	ND		73-123			
trans-1,4-Dichloro-2-butene			25	1.4	ug/kg wet	ND		38-155			
Trichloroethene		50.0	5.0	0.34	ug/kg wet	50.9	102	77-129			
Trichlorofluoromethane			5.0	0.47	ug/kg wet	ND		65-146			
Vinyl acetate			25	1.0	ug/kg wet	ND		53-134			
Vinyl chloride			10	0.61	ug/kg wet	ND		61-133			
Xylenes, total			10	0.84	ug/kg wet	ND		80-120			
Surrogate: 1,2-Dichloroethane-d4					*ug/kg wet*		*99*	*64-126*			
Surrogate: 4-Bromofluorobenzene					*ug/kg wet*		*113*	*72-126*			
Surrogate: Toluene-d8					*ug/kg wet*		*120*	*71-125*			

Benchmark Environmental & Engineering Science
2558 Hamburg Turnpike, Suite 300
Lackawanna, NY 14218

SDG Number: RSJ0658

Project: Benchmark - Solsil site
Project Number: TURN-0002

Received: 10/09/09-10/14/09
Reported: 11/03/09 16:08

LABORATORY QC DATA

Analyte	Source Result	Spike Level	RL	MDL	Units	Result	% REC	% REC Limits	% RPD	RPD Limit	Data Qualifiers
Semivolatile Organics by GC/MS											
Blank Analyzed: 10/15/09 (Lab Number:9J10011-BLK1, Batch: 9J10011)											
2,4,5-Trichlorophenol			170	36	ug/kg wet	ND					
2,4,6-Trichlorophenol			170	11	ug/kg wet	ND					
2,4-Dichlorophenol			170	8.7	ug/kg wet	ND					
2,4-Dimethylphenol			170	45	ug/kg wet	ND					
2,4-Dinitrophenol			330	58	ug/kg wet	ND					
2,4-Dinitrotoluene			170	26	ug/kg wet	ND					
2,6-Dinitrotoluene			170	41	ug/kg wet	ND					
2-Chloronaphthalene			170	11	ug/kg wet	ND					
2-Chlorophenol			170	8.5	ug/kg wet	ND					
2-Methylnaphthalene			170	2.0	ug/kg wet	ND					
2-Methylphenol			170	5.1	ug/kg wet	ND					
2-Nitroaniline			330	53	ug/kg wet	ND					
2-Nitrophenol			170	7.6	ug/kg wet	ND					
3,3'-Dichlorobenzidine			170	150	ug/kg wet	ND					
3-Nitroaniline			330	38	ug/kg wet	ND					
4,6-Dinitro-2-methylphenol			330	58	ug/kg wet	ND					
4-Bromophenyl phenyl ether			170	53	ug/kg wet	ND					
4-Chloro-3-methylphenol			170	6.9	ug/kg wet	ND					
4-Chloroaniline			170	49	ug/kg wet	ND					
4-Chlorophenyl phenyl ether			170	3.6	ug/kg wet	ND					
4-Methylphenol			170	9.3	ug/kg wet	ND					
4-Nitroaniline			330	19	ug/kg wet	ND					
4-Nitrophenol			330	40	ug/kg wet	ND					
Acenaphthene			170	2.0	ug/kg wet	ND					
Acenaphthylene			170	1.4	ug/kg wet	ND					
Acetophenone			170	8.5	ug/kg wet	ND					
Anthracene			170	4.3	ug/kg wet	ND					
Atrazine			170	7.4	ug/kg wet	ND					
Benzaldehyde			170	18	ug/kg wet	ND					
Benzo(a)anthracene			170	2.9	ug/kg wet	ND					
Benzo(a)pyrene			170	4.0	ug/kg wet	ND					
Benzo(b)fluoranthene			170	3.2	ug/kg wet	ND					
Benzo(ghi)perylene			170	2.0	ug/kg wet	ND					
Benzo(k)fluoranthene			170	1.8	ug/kg wet	ND					
Biphenyl			170	10	ug/kg wet	ND					

Benchmark Environmental & Engineering Science
2558 Hamburg Turnpike, Suite 300
Lackawanna, NY 14218

SDG Number: RSJ0658

Project: Benchmark - Solsil site
Project Number: TURN-0002

Received: 10/09/09-10/14/09
Reported: 11/03/09 16:08

LABORATORY QC DATA

Analyte	Source Result	Spike Level	RL	MDL	Units	Result	% REC	% REC Limits	% RPD	RPD Limit	Data Qualifiers
Semivolatile Organics by GC/MS											
Blank Analyzed: 10/15/09 (Lab Number:9J10011-BLK1, Batch: 9J10011)											
Bis(2-chloroethoxy)methane			170	9.1	ug/kg wet	ND					
Bis(2-chloroethyl)ether			170	14	ug/kg wet	ND					
2,2'-Oxybis(1-Chloropropane)			170	17	ug/kg wet	ND					
Bis(2-ethylhexyl) phthalate			170	54	ug/kg wet	ND					
Butyl benzyl phthalate			170	45	ug/kg wet	ND					
Caprolactam			170	72	ug/kg wet	ND					
Carbazole			170	1.9	ug/kg wet	ND					
Chrysene			170	1.7	ug/kg wet	ND					
Dibenzo(a,h)anthracene			170	2.0	ug/kg wet	ND					
Dibenzofuran			170	1.7	ug/kg wet	ND					
Diethyl phthalate			170	5.0	ug/kg wet	ND					
Dimethyl phthalate			170	4.3	ug/kg wet	ND					
Di-n-butyl phthalate			170	58	ug/kg wet	ND					
Di-n-octyl phthalate			170	3.9	ug/kg wet	ND					
Fluoranthene			170	2.4	ug/kg wet	ND					
Fluorene			170	3.8	ug/kg wet	ND					
Hexachlorobenzene			170	8.3	ug/kg wet	ND					
Hexachlorobutadiene			170	8.5	ug/kg wet	ND					
Hexachlorocyclopentadiene			170	50	ug/kg wet	ND					
Hexachloroethane			170	13	ug/kg wet	ND					
Indeno(1,2,3-cd)pyrene			170	4.6	ug/kg wet	ND					
Isophorone			170	8.3	ug/kg wet	ND					
Naphthalene			170	2.8	ug/kg wet	ND					
Nitrobenzene			170	7.4	ug/kg wet	ND					
N-Nitrosodi-n-propylamine			170	13	ug/kg wet	ND					
N-Nitrosodiphenylamine			170	9.1	ug/kg wet	ND					
Pentachlorophenol			330	57	ug/kg wet	ND					
Phenanthrene			170	3.5	ug/kg wet	ND					
Phenol			170	18	ug/kg wet	ND					
Pyrene			170	1.1	ug/kg wet	ND					
Surrogate: 2,4,6-Tribromophenol					*ug/kg wet*		*111*	*39-146*			
Surrogate: 2-Fluorobiphenyl					*ug/kg wet*		*90*	*37-120*			
Surrogate: 2-Fluorophenol					*ug/kg wet*		*80*	*18-120*			

Benchmark Environmental & Engineering Science
2558 Hamburg Turnpike, Suite 300
Lackawanna, NY 14218

SDG Number: RSJ0658

Project: Benchmark - Solsil site
Project Number: TURN-0002

Received: 10/09/09-10/14/09
Reported: 11/03/09 16:08

LABORATORY QC DATA

Analyte	Source Result	Spike Level	RL	MDL	Units	Result	% REC	% REC Limits	% RPD	RPD Limit	Data Qualifiers
Semivolatile Organics by GC/MS											
Blank Analyzed: 10/15/09 (Lab Number:9J10011-BLK1, Batch: 9J10011)											
Surrogate: Nitrobenzene-d5					*ug/kg wet*		*82*	*34-132*			
Surrogate: Phenol-d5					*ug/kg wet*		*86*	*11-120*			
Surrogate: p-Terphenyl-d14					*ug/kg wet*		*93*	*58-147*			
LCS Analyzed: 10/15/09 (Lab Number:9J10011-BS1, Batch: 9J10011)											
2,4,5-Trichlorophenol		3320	170	37	ug/kg wet	3300	99	59-126			
2,4,6-Trichlorophenol		3320	170	11	ug/kg wet	2790	84	59-123			
2,4-Dichlorophenol		3320	170	8.8	ug/kg wet	3270	99	52-120			
2,4-Dimethylphenol		3320	170	45	ug/kg wet	3040	92	36-120			
2,4-Dinitrophenol		3320	330	59	ug/kg wet	904	27	35-146			L5
2,4-Dinitrotoluene		3320	170	26	ug/kg wet	3300	100	55-125			
2,6-Dinitrotoluene		3320	170	41	ug/kg wet	3880	117	66-128			
2-Chloronaphthalene		3320	170	11	ug/kg wet	3240	98	57-120			
2-Chlorophenol		3320	170	8.6	ug/kg wet	2920	88	38-120			
2-Methylnaphthalene		3320	170	2.0	ug/kg wet	3390	102	47-120			
2-Methylphenol		3320	170	5.2	ug/kg wet	3140	95	48-120			
2-Nitroaniline		3320	330	54	ug/kg wet	3630	110	61-130			
2-Nitrophenol		3320	170	7.7	ug/kg wet	3230	97	50-120			
3,3'-Dichlorobenzidine		3320	170	150	ug/kg wet	4490	135	48-126			L5
3-Nitroaniline		3320	330	39	ug/kg wet	3360	101	61-127			
4,6-Dinitro-2-methylphenol		3320	330	58	ug/kg wet	3120	94	49-155			
4-Bromophenyl phenyl ether		3320	170	53	ug/kg wet	3350	101	58-131			
4-Chloro-3-methylphenol		3320	170	6.9	ug/kg wet	3320	100	49-125			
4-Chloroaniline		3320	170	49	ug/kg wet	3160	95	49-120			
4-Chlorophenyl phenyl ether		3320	170	3.6	ug/kg wet	3060	92	63-124			
4-Methylphenol		3320	170	9.4	ug/kg wet	3180	96	50-119			
4-Nitroaniline		3320	330	19	ug/kg wet	3800	115	63-128			
4-Nitrophenol		3320	330	41	ug/kg wet	3350	101	43-137			
Acenaphthene		3320	170	2.0	ug/kg wet	3400	102	53-120			
Acenaphthylene		3320	170	1.4	ug/kg wet	3390	102	58-121			
Acetophenone		3320	170	8.6	ug/kg wet	3080	93	66-120			
Anthracene		3320	170	4.3	ug/kg wet	3460	104	62-129			
Atrazine		3320	170	7.5	ug/kg wet	3620	109	73-133			
Benzaldehyde		3320	170	18	ug/kg wet	3320	100	21-120			
Benzo(a)anthracene		3320	170	2.9	ug/kg wet	3560	107	65-133			
Benzo(a)pyrene		3320	170	4.0	ug/kg wet	3800	115	64-127			

Benchmark Environmental & Engineering Science
2558 Hamburg Turnpike, Suite 300
Lackawanna, NY 14218

SDG Number: RSJ0658

Project: Benchmark - Solsil site
Project Number: TURN-0002

Received: 10/09/09-10/14/09
Reported: 11/03/09 16:08

LABORATORY QC DATA

Analyte	Source Result	Spike Level	RL	MDL	Units	Result	% REC	% REC Limits	% RPD	RPD Limit	Data Qualifiers
Semivolatile Organics by GC/MS											
LCS Analyzed: 10/15/09 (Lab Number:9J10011-BS1, Batch: 9J10011)											
Benzo(b)fluoranthene		3320	170	3.3	ug/kg wet	3390	102	64-135			
Benzo(ghi)perylene		3320	170	2.0	ug/kg wet	4290	129	50-152			
Benzo(k)fluoranthene		3320	170	1.8	ug/kg wet	3450	104	58-138			
Biphenyl		3320	170	10	ug/kg wet	3310	100	71-120			
Bis(2-chloroethoxy)methane		3320	170	9.1	ug/kg wet	2350	71	61-133			
Bis(2-chloroethyl)ether		3320	170	15	ug/kg wet	2630	79	45-120			
2,2'-Oxybis(1-Chloropropane)		3320	170	18	ug/kg wet	2580	78	44-120			
Bis(2-ethylhexyl) phthalate		3320	170	54	ug/kg wet	3440	104	61-133			
Butyl benzyl phthalate		3320	170	45	ug/kg wet	3570	107	61-129			
Caprolactam		3320	170	73	ug/kg wet	4030	121	54-133			
Carbazole		3320	170	1.9	ug/kg wet	3520	106	59-129			
Chrysene		3320	170	1.7	ug/kg wet	3600	109	64-131			
Dibenzo(a,h)anthracene		3320	170	2.0	ug/kg wet	4150	125	54-148			
Dibenzofuran		3320	170	1.7	ug/kg wet	3290	99	56-120			
Diethyl phthalate		3320	170	5.1	ug/kg wet	3360	101	66-126			
Dimethyl phthalate		3320	170	4.4	ug/kg wet	3380	102	65-124			
Di-n-butyl phthalate		3320	170	58	ug/kg wet	3430	103	58-130			
Di-n-octyl phthalate		3320	170	3.9	ug/kg wet	3680	111	62-133			
Fluoranthene		3320	170	2.4	ug/kg wet	3510	106	62-131			
Fluorene		3320	170	3.9	ug/kg wet	3450	104	63-126			
Hexachlorobenzene		3320	170	8.3	ug/kg wet	3220	97	60-132			
Hexachlorobutadiene		3320	170	8.6	ug/kg wet	2630	79	45-120			
Hexachlorocyclopentadiene		3320	170	51	ug/kg wet	1980	60	31-120			
Hexachloroethane		3320	170	13	ug/kg wet	2640	79	41-120			
Indeno(1,2,3-cd)pyrene		3320	170	4.6	ug/kg wet	4270	129	56-149			
Isophorone		3320	170	8.4	ug/kg wet	2750	83	56-120			
Naphthalene		3320	170	2.8	ug/kg wet	3040	92	46-120			
Nitrobenzene		3320	170	7.4	ug/kg wet	2810	85	49-120			
N-Nitrosodi-n-propylamine		3320	170	13	ug/kg wet	2820	85	46-120			
N-Nitrosodiphenylamine		3320	170	9.2	ug/kg wet	4310	130	20-119			L5
Pentachlorophenol		3320	330	58	ug/kg wet	2530	76	33-136			
Phenanthrene		3320	170	3.5	ug/kg wet	3560	107	60-130			
Phenol		3320	170	18	ug/kg wet	2640	80	36-120			
Pyrene		3320	170	1.1	ug/kg wet	3420	103	51-133			

Benchmark Environmental & Engineering Science
2558 Hamburg Turnpike, Suite 300
Lackawanna, NY 14218

SDG Number: RSJ0658

Project: Benchmark - Solsil site
Project Number: TURN-0002

Received: 10/09/09-10/14/09
Reported: 11/03/09 16:08

LABORATORY QC DATA

Analyte	Source Result	Spike Level	RL	MDL	Units	Result	% REC	% REC Limits	% RPD	RPD Limit	Data Qualifiers
Semivolatile Organics by GC/MS											
LCS Analyzed: 10/15/09 (Lab Number:9J10011-BS1, Batch: 9J10011)											
Surrogate: 2,4,6-Tribromophenol					*ug/kg wet*		*109*	*39-146*			
Surrogate: 2-Fluorobiphenyl					*ug/kg wet*		*95*	*37-120*			
Surrogate: 2-Fluorophenol					*ug/kg wet*		*79*	*18-120*			
Surrogate: Nitrobenzene-d5					*ug/kg wet*		*88*	*34-132*			
Surrogate: Phenol-d5					*ug/kg wet*		*84*	*11-120*			
Surrogate: p-Terphenyl-d14					*ug/kg wet*		*89*	*58-147*			
Matrix Spike Analyzed: 10/15/09 (Lab Number:9J10011-MS1, Batch: 9J10011)											
QC Source Sample: RSJ0658-02											
2,4,5-Trichlorophenol	ND	3690	190	41	ug/kg dry	2660	72	59-126			
2,4,6-Trichlorophenol	ND	3690	190	12	ug/kg dry	2580	70	59-123			
2,4-Dichlorophenol	ND	3690	190	9.8	ug/kg dry	3070	83	52-120			
2,4-Dimethylphenol	ND	3690	190	50	ug/kg dry	3060	83	36-120			
2,4-Dinitrophenol	ND	3690	370	65	ug/kg dry	ND		35-146			M12
2,4-Dinitrotoluene	ND	3690	190	29	ug/kg dry	3420	93	55-125			
2,6-Dinitrotoluene	ND	3690	190	46	ug/kg dry	4030	109	66-128			
2-Chloronaphthalene	ND	3690	190	13	ug/kg dry	3380	92	57-120			
2-Chlorophenol	ND	3690	190	9.5	ug/kg dry	2820	76	38-120			
2-Methylnaphthalene	193	3690	190	2.3	ug/kg dry	4400	114	47-120			
2-Methylphenol	ND	3690	190	5.7	ug/kg dry	3090	84	48-120			
2-Nitroaniline	ND	3690	370	60	ug/kg dry	3720	101	61-130			
2-Nitrophenol	ND	3690	190	8.5	ug/kg dry	3240	88	50-120			
3,3'-Dichlorobenzidine	ND	3690	190	160	ug/kg dry	4160	113	48-126			
3-Nitroaniline	ND	3690	370	43	ug/kg dry	3520	95	61-127			
4,6-Dinitro-2-methylphenol	ND	3690	370	65	ug/kg dry	993	27	49-155			M8
4-Bromophenyl phenyl ether	ND	3690	190	59	ug/kg dry	3640	99	58-131			
4-Chloro-3-methylphenol	ND	3690	190	7.7	ug/kg dry	3300	89	49-125			
4-Chloroaniline	ND	3690	190	55	ug/kg dry	2980	81	49-120			
4-Chlorophenyl phenyl ether	ND	3690	190	4.0	ug/kg dry	3060	83	63-124			
4-Methylphenol	ND	3690	190	10	ug/kg dry	3130	85	50-119			
4-Nitroaniline	ND	3690	370	21	ug/kg dry	3780	102	63-128			
4-Nitrophenol	ND	3690	370	45	ug/kg dry	3270	89	43-137			
Acenaphthene	132	3690	190	2.2	ug/kg dry	3620	95	53-120			
Acenaphthylene	ND	3690	190	1.5	ug/kg dry	3420	93	58-121			

Benchmark Environmental & Engineering Science
2558 Hamburg Turnpike, Suite 300
Lackawanna, NY 14218

SDG Number: RSJ0658

Project: Benchmark - Solsil site
Project Number: TURN-0002

Received: 10/09/09-10/14/09
Reported: 11/03/09 16:08

LABORATORY QC DATA

Analyte	Source Result	Spike Level	RL	MDL	Units	Result	% REC	% REC Limits	% RPD	RPD Limit	Data Qualifiers
Semivolatile Organics by GC/MS											
Matrix Spike Analyzed: 10/15/09 (Lab Number:9J10011-MS1, Batch: 9J10011)											
QC Source Sample: RSJ0658-02											
Acetophenone	ND	3690	190	9.6	ug/kg dry	3000	81	66-120			
Anthracene	163	3690	190	4.8	ug/kg dry	3960	103	62-129			
Atrazine	ND	3690	190	8.3	ug/kg dry	3920	106	73-133			
Benzaldehyde	ND	3690	190	20	ug/kg dry	3410	92	21-120			
Benzo(a)anthracene	586	3690	190	3.2	ug/kg dry	4640	110	65-133			
Benzo(a)pyrene	433	3690	190	4.5	ug/kg dry	4480	110	64-127			
Benzo(b)fluoranthene	653	3690	190	3.6	ug/kg dry	4250	97	64-135			
Benzo(ghi)perylene	439	3690	190	2.2	ug/kg dry	5180	128	50-152			
Benzo(k)fluoranthene	224	3690	190	2.1	ug/kg dry	4000	102	58-138			
Biphenyl	36.5	3690	190	12	ug/kg dry	3460	93	71-120			
Bis(2-chloroethoxy)methane	ND	3690	190	10	ug/kg dry	2360	64	61-133			
Bis(2-chloroethyl)ether	ND	3690	190	16	ug/kg dry	2660	72	45-120			
2,2'-Oxybis(1-Chloropropane)	ND	3690	190	20	ug/kg dry	2480	67	44-120			
Bis(2-ethylhexyl) phthalate	ND	3690	190	60	ug/kg dry	3690	100	61-133			
Butyl benzyl phthalate	ND	3690	190	50	ug/kg dry	3780	103	61-129			
Caprolactam	ND	3690	190	81	ug/kg dry	3800	103	54-133			
Carbazole	114	3690	190	2.2	ug/kg dry	3860	101	59-129			
Chrysene	727	3690	190	1.9	ug/kg dry	4700	108	64-131			
Dibenzo(a,h)anthracene	94.9	3690	190	2.2	ug/kg dry	4260	113	54-148			
Dibenzofuran	70.4	3690	190	1.9	ug/kg dry	3420	91	56-120			
Diethyl phthalate	ND	3690	190	5.6	ug/kg dry	3380	92	66-126			
Dimethyl phthalate	ND	3690	190	4.9	ug/kg dry	3440	93	65-124			
Di-n-butyl phthalate	ND	3690	190	65	ug/kg dry	3740	101	58-130			
Di-n-octyl phthalate	ND	3690	190	4.4	ug/kg dry	4180	113	62-133			
Fluoranthene	1220	3690	190	2.7	ug/kg dry	5730	122	62-131			
Fluorene	83.8	3690	190	4.3	ug/kg dry	3450	91	63-126			
Hexachlorobenzene	ND	3690	190	9.3	ug/kg dry	3460	94	60-132			
Hexachlorobutadiene	ND	3690	190	9.6	ug/kg dry	2660	72	45-120			
Hexachlorocyclopentadiene	ND	3690	190	56	ug/kg dry	1480	40	31-120			
Hexachloroethane	ND	3690	190	14	ug/kg dry	2560	69	41-120			
Indeno(1,2,3-cd)pyrene	ND	3690	190	5.2	ug/kg dry	4810	130	56-149			
Isophorone	ND	3690	190	9.3	ug/kg dry	2690	73	56-120			
Naphthalene	78.2	3690	190	3.1	ug/kg dry	3190	84	46-120			
Nitrobenzene	ND	3690	190	8.3	ug/kg dry	2830	77	49-120			

Benchmark Environmental & Engineering Science
2558 Hamburg Turnpike, Suite 300
Lackawanna, NY 14218

SDG Number: RSJ0658

Project: Benchmark - Solsil site
Project Number: TURN-0002

Received: 10/09/09-10/14/09
Reported: 11/03/09 16:08

LABORATORY QC DATA

Analyte	Source Result	Spike Level	RL	MDL	Units	Result	% REC	% REC Limits	% RPD	RPD Limit	Data Qualifiers
Semivolatile Organics by GC/MS											
Matrix Spike Analyzed: 10/15/09 (Lab Number:9J10011-MS1, Batch: 9J10011)											
QC Source Sample: RSJ0658-02											
N-Nitrosodi-n-propylamine	ND	3690	190	15	ug/kg dry	2650	72	46-120			
N-Nitrosodiphenylamine	ND	3690	190	10	ug/kg dry	5240	142	20-119			M11
Pentachlorophenol	ND	3690	370	64	ug/kg dry	765	21	33-136			M8
Phenanthrene	951	3690	190	3.9	ug/kg dry	5240	116	60-130			
Phenol	ND	3690	190	20	ug/kg dry	2570	70	36-120			
Pyrene	995	3690	190	1.2	ug/kg dry	5160	113	51-133			
Surrogate: 2,4,6-Tribromophenol					*ug/kg dry*		*83*	*39-146*			
Surrogate: 2-Fluorobiphenyl					*ug/kg dry*		*93*	*37-120*			
Surrogate: 2-Fluorophenol					*ug/kg dry*		*74*	*18-120*			
Surrogate: Nitrobenzene-d5					*ug/kg dry*		*83*	*34-132*			
Surrogate: Phenol-d5					*ug/kg dry*		*79*	*11-120*			
Surrogate: p-Terphenyl-d14					*ug/kg dry*		*84*	*58-147*			
Matrix Spike Dup Analyzed: 10/15/09 (Lab Number:9J10011-MSD1, Batch: 9J10011)											
QC Source Sample: RSJ0658-02											
2,4,5-Trichlorophenol	ND	3800	190	42	ug/kg dry	2580	68	59-126	3	18	
2,4,6-Trichlorophenol	ND	3800	190	13	ug/kg dry	2480	65	59-123	4	19	M8
2,4-Dichlorophenol	ND	3800	190	10	ug/kg dry	3250	86	52-120	6	19	
2,4-Dimethylphenol	ND	3800	190	52	ug/kg dry	3140	83	36-120	3	42	
2,4-Dinitrophenol	ND	3800	380	67	ug/kg dry	ND		35-146		22	M12
2,4-Dinitrotoluene	ND	3800	190	30	ug/kg dry	3360	88	55-125	2	20	
2,6-Dinitrotoluene	ND	3800	190	47	ug/kg dry	4110	108	66-128	2	15	
2-Chloronaphthalene	ND	3800	190	13	ug/kg dry	3530	93	57-120	4	21	
2-Chlorophenol	ND	3800	190	9.8	ug/kg dry	3160	83	38-120	12	25	
2-Methylnaphthalene	193	3800	190	2.3	ug/kg dry	3550	88	47-120	21	21	R2
2-Methylphenol	ND	3800	190	5.9	ug/kg dry	3320	87	48-120	7	27	
2-Nitroaniline	ND	3800	380	62	ug/kg dry	3900	103	61-130	5	15	
2-Nitrophenol	ND	3800	190	8.8	ug/kg dry	3430	90	50-120	6	18	
3,3'-Dichlorobenzidine	ND	3800	190	170	ug/kg dry	4650	122	48-126	11	25	
3-Nitroaniline	ND	3800	380	44	ug/kg dry	3750	99	61-127	6	19	
4,6-Dinitro-2-methylphenol	ND	3800	380	66	ug/kg dry	1230	32	49-155	21	15	R2,M8
4-Bromophenyl phenyl ether	ND	3800	190	61	ug/kg dry	3780	99	58-131	4	15	
4-Chloro-3-methylphenol	ND	3800	190	7.9	ug/kg dry	3360	88	49-125	2	27	

Benchmark Environmental & Engineering Science
2558 Hamburg Turnpike, Suite 300
Lackawanna, NY 14218

SDG Number: RSJ0658

Project: Benchmark - Solsil site
Project Number: TURN-0002

Received: 10/09/09-10/14/09
Reported: 11/03/09 16:08

LABORATORY QC DATA

Analyte	Source Result	Spike Level	RL	MDL	Units	Result	% REC	% REC Limits	% RPD	RPD Limit	Data Qualifiers
Semivolatile Organics by GC/MS											
Matrix Spike Dup Analyzed: 10/15/09 (Lab Number:9J10011-MSD1, Batch: 9J10011)											
QC Source Sample: RSJ0658-02											
4-Chloroaniline	ND	3800	190	56	ug/kg dry	3150	83	49-120	6	22	
4-Chlorophenyl phenyl ether	ND	3800	190	4.1	ug/kg dry	3110	82	63-124	2	16	
4-Methylphenol	ND	3800	190	11	ug/kg dry	3400	89	50-119	8	24	
4-Nitroaniline	ND	3800	380	21	ug/kg dry	4050	107	63-128	7	24	
4-Nitrophenol	ND	3800	380	47	ug/kg dry	3200	84	43-137	2	25	M8
Acenaphthene	132	3800	190	2.3	ug/kg dry	3780	96	53-120	4	35	
Acenaphthylene	ND	3800	190	1.6	ug/kg dry	3580	94	58-121	5	18	
Acetophenone	ND	3800	190	9.9	ug/kg dry	3310	87	66-120	10	20	
Anthracene	163	3800	190	4.9	ug/kg dry	3990	101	62-129	0.8	15	
Atrazine	ND	3800	190	8.6	ug/kg dry	4290	113	73-133	9	20	
Benzaldehyde	ND	3800	190	21	ug/kg dry	3690	97	21-120	8	20	
Benzo(a)anthracene	586	3800	190	3.3	ug/kg dry	4730	109	65-133	2	15	
Benzo(a)pyrene	433	3800	190	4.6	ug/kg dry	4710	112	64-127	5	15	
Benzo(b)fluoranthene	653	3800	190	3.7	ug/kg dry	4650	105	64-135	9	15	
Benzo(ghi)perylene	439	3800	190	2.3	ug/kg dry	5390	130	50-152	4	15	
Benzo(k)fluoranthene	224	3800	190	2.1	ug/kg dry	3690	91	58-138	8	22	
Biphenyl	36.5	3800	190	12	ug/kg dry	3670	96	71-120	6	20	
Bis(2-chloroethoxy)methane	ND	3800	190	10	ug/kg dry	2470	65	61-133	5	17	
Bis(2-chloroethyl)ether	ND	3800	190	17	ug/kg dry	2920	77	45-120	9	21	
2,2'-Oxybis(1-Chloropropane)	ND	3800	190	20	ug/kg dry	2660	70	44-120	7	24	
Bis(2-ethylhexyl) phthalate	ND	3800	190	62	ug/kg dry	4090	108	61-133	10	15	
Butyl benzyl phthalate	ND	3800	190	52	ug/kg dry	3990	105	61-129	5	16	
Caprolactam	ND	3800	190	83	ug/kg dry	3880	102	54-133	2	20	
Carbazole	114	3800	190	2.2	ug/kg dry	3970	101	59-129	3	20	
Chrysene	727	3800	190	1.9	ug/kg dry	4740	106	64-131	0.7	15	
Dibenzo(a,h)anthracene	94.9	3800	190	2.3	ug/kg dry	4760	123	54-148	11	15	
Dibenzofuran	70.4	3800	190	2.0	ug/kg dry	3510	90	56-120	2	15	
Diethyl phthalate	ND	3800	190	5.8	ug/kg dry	3500	92	66-126	3	15	
Dimethyl phthalate	ND	3800	190	5.0	ug/kg dry	3600	95	65-124	5	15	
Di-n-butyl phthalate	ND	3800	190	67	ug/kg dry	3770	99	58-130	0.9	15	
Di-n-octyl phthalate	ND	3800	190	4.5	ug/kg dry	4640	122	62-133	10	16	
Fluoranthene	1220	3800	190	2.8	ug/kg dry	4910	97	62-131	16	15	R2
Fluorene	83.8	3800	190	4.4	ug/kg dry	3620	93	63-126	5	15	
Hexachlorobenzene	ND	3800	190	9.6	ug/kg dry	3600	95	60-132	4	15	
Hexachlorobutadiene	ND	3800	190	9.8	ug/kg dry	2730	72	45-120	3	44	

Benchmark Environmental & Engineering Science
2558 Hamburg Turnpike, Suite 300
Lackawanna, NY 14218

SDG Number: RSJ0658

Project: Benchmark - Solsil site
Project Number: TURN-0002

Received: 10/09/09-10/14/09
Reported: 11/03/09 16:08

LABORATORY QC DATA

Analyte	Source Result	Spike Level	RL	MDL	Units	Result	% REC	% REC Limits	% RPD	RPD Limit	Data Qualifiers
Semivolatile Organics by GC/MS											
Matrix Spike Dup Analyzed: 10/15/09 (Lab Number:9J10011-MSD1, Batch: 9J10011)											
QC Source Sample: RSJ0658-02											
Hexachlorocyclopentadiene	ND	3800	190	58	ug/kg dry	1540	40	31-120	4	49	
Hexachloroethane	ND	3800	190	15	ug/kg dry	2830	74	41-120	10	46	
Indeno(1,2,3-cd)pyrene	ND	3800	190	5.3	ug/kg dry	5180	136	56-149	7	15	
Isophorone	ND	3800	190	9.6	ug/kg dry	2810	74	56-120	5	17	
Naphthalene	78.2	3800	190	3.2	ug/kg dry	3390	87	46-120	6	29	
Nitrobenzene	ND	3800	190	8.5	ug/kg dry	2930	77	49-120	4	24	
N-Nitrosodi-n-propylamine	ND	3800	190	15	ug/kg dry	2900	76	46-120	9	31	
N-Nitrosodiphenylamine	ND	3800	190	11	ug/kg dry	5440	143	20-119	4	15	M11
Pentachlorophenol	ND	3800	380	66	ug/kg dry	857	23	33-136	11	35	M8
Phenanthrene	951	3800	190	4.0	ug/kg dry	4830	102	60-130	8	15	
Phenol	ND	3800	190	20	ug/kg dry	2860	75	36-120	11	35	
Pyrene	995	3800	190	1.2	ug/kg dry	4960	104	51-133	4	35	
Surrogate: 2,4,6-Tribromophenol					*ug/kg dry*		*86*	*39-146*			
Surrogate: 2-Fluorobiphenyl					*ug/kg dry*		*98*	*37-120*			
Surrogate: 2-Fluorophenol					*ug/kg dry*		*77*	*18-120*			
Surrogate: Nitrobenzene-d5					*ug/kg dry*		*86*	*34-132*			
Surrogate: Phenol-d5					*ug/kg dry*		*82*	*11-120*			
Surrogate: p-Terphenyl-d14					*ug/kg dry*		*84*	*58-147*			
Semivolatile Organics by GC/MS											
Blank Analyzed: 10/14/09 (Lab Number:9J13045-BLK1, Batch: 9J13045)											
2,4,5-Trichlorophenol			170	36	ug/kg wet	ND					
2,4,6-Trichlorophenol			170	11	ug/kg wet	ND					
2,4-Dichlorophenol			170	8.7	ug/kg wet	ND					
2,4-Dimethylphenol			170	45	ug/kg wet	ND					
2,4-Dinitrophenol			320	58	ug/kg wet	ND					
2,4-Dinitrotoluene			170	26	ug/kg wet	ND					
2,6-Dinitrotoluene			170	40	ug/kg wet	ND					
2-Chloronaphthalene			170	11	ug/kg wet	ND					
2-Chlorophenol			170	8.4	ug/kg wet	ND					
2-Methylnaphthalene			170	2.0	ug/kg wet	ND					
2-Methylphenol			170	5.1	ug/kg wet	ND					
2-Nitroaniline			320	53	ug/kg wet	ND					

Benchmark Environmental & Engineering Science
2558 Hamburg Turnpike, Suite 300
Lackawanna, NY 14218

SDG Number: RSJ0658

Project: Benchmark - Solsil site
Project Number: TURN-0002

Received: 10/09/09-10/14/09
Reported: 11/03/09 16:08

LABORATORY QC DATA

Analyte	Source Result	Spike Level	RL	MDL	Units	Result	% REC	% REC Limits	% RPD	RPD Limit	Data Qualifiers
Semivolatile Organics by GC/MS											
Blank Analyzed: 10/14/09 (Lab Number:9J13045-BLK1, Batch: 9J13045)											
2-Nitrophenol			170	7.6	ug/kg wet	ND					
3,3'-Dichlorobenzidine			170	140	ug/kg wet	ND					
3-Nitroaniline			320	38	ug/kg wet	ND					
4,6-Dinitro-2-methylphenol			320	57	ug/kg wet	ND					
4-Bromophenyl phenyl ether			170	53	ug/kg wet	ND					
4-Chloro-3-methylphenol			170	6.8	ug/kg wet	ND					
4-Chloroaniline			170	49	ug/kg wet	ND					
4-Chlorophenyl phenyl ether			170	3.5	ug/kg wet	ND					
4-Methylphenol			170	9.2	ug/kg wet	ND					
4-Nitroaniline			320	18	ug/kg wet	ND					
4-Nitrophenol			320	40	ug/kg wet	ND					
Acenaphthene			170	1.9	ug/kg wet	ND					
Acenaphthylene			170	1.4	ug/kg wet	ND					
Acetophenone			170	8.5	ug/kg wet	ND					
Anthracene			170	4.2	ug/kg wet	ND					
Atrazine			170	7.4	ug/kg wet	ND					
Benzaldehyde			170	18	ug/kg wet	ND					
Benzo(a)anthracene			170	2.9	ug/kg wet	ND					
Benzo(a)pyrene			170	4.0	ug/kg wet	ND					
Benzo(b)fluoranthene			170	3.2	ug/kg wet	ND					
Benzo(ghi)perylene			170	2.0	ug/kg wet	ND					
Benzo(k)fluoranthene			170	1.8	ug/kg wet	ND					
Biphenyl			170	10	ug/kg wet	ND					
Bis(2-chloroethoxy)methane			170	9.0	ug/kg wet	ND					
Bis(2-chloroethyl)ether			170	14	ug/kg wet	ND					
2,2'-Oxybis(1-Chloropropane)			170	17	ug/kg wet	ND					
Bis(2-ethylhexyl) phthalate			170	53	ug/kg wet	ND					
Butyl benzyl phthalate			170	44	ug/kg wet	ND					
Caprolactam			170	71	ug/kg wet	ND					
Carbazole			170	1.9	ug/kg wet	ND					
Chrysene			170	1.7	ug/kg wet	ND					
Dibenzo(a,h)anthracene			170	1.9	ug/kg wet	ND					
Dibenzofuran			170	1.7	ug/kg wet	ND					
Diethyl phthalate			170	5.0	ug/kg wet	ND					

Benchmark Environmental & Engineering Science
2558 Hamburg Turnpike, Suite 300
Lackawanna, NY 14218

SDG Number: RSJ0658

Project: Benchmark - Solsil site
Project Number: TURN-0002

Received: 10/09/09-10/14/09
Reported: 11/03/09 16:08

LABORATORY QC DATA

Analyte	Source Result	Spike Level	RL	MDL	Units	Result	% REC	% REC Limits	% RPD	RPD Limit	Data Qualifiers
Semivolatile Organics by GC/MS											
Blank Analyzed: 10/14/09 (Lab Number:9J13045-BLK1, Batch: 9J13045)											
Dimethyl phthalate			170	4.3	ug/kg wet	ND					
Di-n-butyl phthalate			170	57	ug/kg wet	ND					
Di-n-octyl phthalate			170	3.9	ug/kg wet	ND					
Fluoranthene			170	2.4	ug/kg wet	ND					
Fluorene			170	3.8	ug/kg wet	ND					
Hexachlorobenzene			170	8.2	ug/kg wet	ND					
Hexachlorobutadiene			170	8.5	ug/kg wet	ND					
Hexachlorocyclopentadiene			170	50	ug/kg wet	ND					
Hexachloroethane			170	13	ug/kg wet	ND					
Indeno(1,2,3-cd)pyrene			170	4.6	ug/kg wet	ND					
Isophorone			170	8.3	ug/kg wet	ND					
Naphthalene			170	2.8	ug/kg wet	ND					
Nitrobenzene			170	7.3	ug/kg wet	ND					
N-Nitrosodi-n-propylamine			170	13	ug/kg wet	ND					
N-Nitrosodiphenylamine			170	9.0	ug/kg wet	ND					
Pentachlorophenol			320	57	ug/kg wet	ND					
Phenanthrene			170	3.5	ug/kg wet	ND					
Phenol			170	17	ug/kg wet	ND					
Pyrene			170	1.1	ug/kg wet	ND					
Surrogate: 2,4,6-Tribromophenol					*ug/kg wet*		*91*	*39-146*			
Surrogate: 2-Fluorobiphenyl					*ug/kg wet*		*88*	*37-120*			
Surrogate: 2-Fluorophenol					*ug/kg wet*		*74*	*18-120*			
Surrogate: Nitrobenzene-d5					*ug/kg wet*		*81*	*34-132*			
Surrogate: Phenol-d5					*ug/kg wet*		*82*	*11-120*			
Surrogate: p-Terphenyl-d14					*ug/kg wet*		*99*	*58-147*			
LCS Analyzed: 10/14/09 (Lab Number:9J13045-BS1, Batch: 9J13045)											
2,4,5-Trichlorophenol		3300	170	36	ug/kg wet	3450	105	59-126			
2,4,6-Trichlorophenol		3300	170	11	ug/kg wet	3350	102	59-123			
2,4-Dichlorophenol		3300	170	8.8	ug/kg wet	3050	93	52-120			
2,4-Dimethylphenol		3300	170	45	ug/kg wet	2990	91	36-120			
2,4-Dinitrophenol		3300	330	58	ug/kg wet	3200	97	35-146			
2,4-Dinitrotoluene		3300	170	26	ug/kg wet	3480	105	55-125			
2,6-Dinitrotoluene		3300	170	41	ug/kg wet	3900	118	66-128			
2-Chloronaphthalene		3300	170	11	ug/kg wet	3090	94	57-120			

Benchmark Environmental & Engineering Science
2558 Hamburg Turnpike, Suite 300
Lackawanna, NY 14218

SDG Number: RSJ0658

Project: Benchmark - Solsil site
Project Number: TURN-0002

Received: 10/09/09-10/14/09
Reported: 11/03/09 16:08

LABORATORY QC DATA

Analyte	Source Result	Spike Level	RL	MDL	Units	Result	% REC	% REC Limits	% RPD	RPD Limit	Data Qualifiers
Semivolatile Organics by GC/MS											
LCS Analyzed: 10/14/09 (Lab Number:9J13045-BS1, Batch: 9J13045)											
2-Chlorophenol		3300	170	8.5	ug/kg wet	2740	83	38-120			
2-Methylnaphthalene		3300	170	2.0	ug/kg wet	3100	94	47-120			
2-Methylphenol		3300	170	5.1	ug/kg wet	3060	93	48-120			
2-Nitroaniline		3300	330	54	ug/kg wet	3650	111	61-130			
2-Nitrophenol		3300	170	7.6	ug/kg wet	3120	95	50-120			
3,3'-Dichlorobenzidine		3300	170	150	ug/kg wet	4080	124	48-126			
3-Nitroaniline		3300	330	38	ug/kg wet	3430	104	61-127			
4,6-Dinitro-2-methylphenol		3300	330	58	ug/kg wet	4240	128	49-155			
4-Bromophenyl phenyl ether		3300	170	53	ug/kg wet	3400	103	58-131			
4-Chloro-3-methylphenol		3300	170	6.9	ug/kg wet	3310	100	49-125			
4-Chloroaniline		3300	170	49	ug/kg wet	3020	91	49-120			
4-Chlorophenyl phenyl ether		3300	170	3.6	ug/kg wet	3150	95	63-124			
4-Methylphenol		3300	170	9.3	ug/kg wet	3140	95	50-119			
4-Nitroaniline		3300	330	19	ug/kg wet	3700	112	63-128			
4-Nitrophenol		3300	330	41	ug/kg wet	3330	101	43-137			
Acenaphthene		3300	170	2.0	ug/kg wet	3440	104	53-120			
Acenaphthylene		3300	170	1.4	ug/kg wet	3380	102	58-121			
Acetophenone		3300	170	8.6	ug/kg wet	3160	96	66-120			
Anthracene		3300	170	4.3	ug/kg wet	3500	106	62-129			
Atrazine		3300	170	7.4	ug/kg wet	3520	107	73-133			
Benzaldehyde		3300	170	18	ug/kg wet	2550	77	21-120			
Benzo(a)anthracene		3300	170	2.9	ug/kg wet	3600	109	65-133			
Benzo(a)pyrene		3300	170	4.0	ug/kg wet	3940	119	64-127			
Benzo(b)fluoranthene		3300	170	3.2	ug/kg wet	3520	107	64-135			
Benzo(ghi)perylene		3300	170	2.0	ug/kg wet	3540	107	50-152			
Benzo(k)fluoranthene		3300	170	1.8	ug/kg wet	3760	114	58-138			
Biphenyl		3300	170	10	ug/kg wet	3160	96	71-120			
Bis(2-chloroethoxy)methane		3300	170	9.1	ug/kg wet	2270	69	61-133			
Bis(2-chloroethyl)ether		3300	170	14	ug/kg wet	2570	78	45-120			
2,2'-Oxybis(1-Chloropropane)		3300	170	17	ug/kg wet	2520	77	44-120			
Bis(2-ethylhexyl) phthalate		3300	170	54	ug/kg wet	3480	106	61-133			
Butyl benzyl phthalate		3300	170	45	ug/kg wet	3660	111	61-129			
Caprolactam		3300	170	72	ug/kg wet	3830	116	54-133			
Carbazole		3300	170	1.9	ug/kg wet	3500	106	59-129			

Benchmark Environmental & Engineering Science
2558 Hamburg Turnpike, Suite 300
Lackawanna, NY 14218

SDG Number: RSJ0658

Project: Benchmark - Solsil site
Project Number: TURN-0002

Received: 10/09/09-10/14/09
Reported: 11/03/09 16:08

LABORATORY QC DATA

Analyte	Source Result	Spike Level	RL	MDL	Units	Result	% REC	% REC Limits	% RPD	RPD Limit	Data Qualifiers
Semivolatile Organics by GC/MS											
LCS Analyzed: 10/14/09 (Lab Number:9J13045-BS1, Batch: 9J13045)											
Chrysene		3300	170	1.7	ug/kg wet	3750	114	64-131			
Dibenzo(a,h)anthracene		3300	170	2.0	ug/kg wet	3560	108	54-148			
Dibenzofuran		3300	170	1.7	ug/kg wet	3310	100	56-120			
Diethyl phthalate		3300	170	5.0	ug/kg wet	3410	103	66-126			
Dimethyl phthalate		3300	170	4.4	ug/kg wet	3440	104	65-124			
Di-n-butyl phthalate		3300	170	58	ug/kg wet	3410	103	58-130			
Di-n-octyl phthalate		3300	170	3.9	ug/kg wet	3580	108	62-133			
Fluoranthene		3300	170	2.4	ug/kg wet	3510	106	62-131			
Fluorene		3300	170	3.9	ug/kg wet	3500	106	63-126			
Hexachlorobenzene		3300	170	8.3	ug/kg wet	3350	101	60-132			
Hexachlorobutadiene		3300	170	8.6	ug/kg wet	2470	75	45-120			
Hexachlorocyclopentadiene		3300	170	51	ug/kg wet	2740	83	31-120			
Hexachloroethane		3300	170	13	ug/kg wet	2470	75	41-120			
Indeno(1,2,3-cd)pyrene		3300	170	4.6	ug/kg wet	3660	111	56-149			
Isophorone		3300	170	8.4	ug/kg wet	2730	83	56-120			
Naphthalene		3300	170	2.8	ug/kg wet	2950	89	46-120			
Nitrobenzene		3300	170	7.4	ug/kg wet	2780	84	49-120			
N-Nitrosodi-n-propylamine		3300	170	13	ug/kg wet	2890	87	46-120			
N-Nitrosodiphenylamine		3300	170	9.1	ug/kg wet	4400	133	20-119			L1
Pentachlorophenol		3300	330	57	ug/kg wet	3020	92	33-136			
Phenanthrene		3300	170	3.5	ug/kg wet	3580	109	60-130			
Phenol		3300	170	18	ug/kg wet	2810	85	36-120			
Pyrene		3300	170	1.1	ug/kg wet	3610	109	51-133			
Surrogate: 2,4,6-Tribromophenol					*ug/kg wet*		*111*	*39-146*			
Surrogate: 2-Fluorobiphenyl					*ug/kg wet*		*93*	*37-120*			
Surrogate: 2-Fluorophenol					*ug/kg wet*		*73*	*18-120*			
Surrogate: Nitrobenzene-d5					*ug/kg wet*		*87*	*34-132*			
Surrogate: Phenol-d5					*ug/kg wet*		*83*	*11-120*			
Surrogate: p-Terphenyl-d14					*ug/kg wet*		*94*	*58-147*			
Semivolatile Organics by GC/MS											
Blank Analyzed: 10/15/09 (Lab Number:9J14034-BLK1, Batch: 9J14034)											
2,4,5-Trichlorophenol			170	36	ug/kg wet	ND					
2,4,6-Trichlorophenol			170	11	ug/kg wet	ND					

Benchmark Environmental & Engineering Science
2558 Hamburg Turnpike, Suite 300
Lackawanna, NY 14218

SDG Number: RSJ0658

Project: Benchmark - Solsil site
Project Number: TURN-0002

Received: 10/09/09-10/14/09
Reported: 11/03/09 16:08

LABORATORY QC DATA

Analyte	Source Result	Spike Level	RL	MDL	Units	Result	% REC	% REC Limits	% RPD	RPD Limit	Data Qualifiers
Semivolatile Organics by GC/MS											
Blank Analyzed: 10/15/09 (Lab Number:9J14034-BLK1, Batch: 9J14034)											
2,4-Dichlorophenol			170	8.8	ug/kg wet	ND					
2,4-Dimethylphenol			170	45	ug/kg wet	ND					
2,4-Dinitrophenol			330	59	ug/kg wet	ND					
2,4-Dinitrotoluene			170	26	ug/kg wet	ND					
2,6-Dinitrotoluene			170	41	ug/kg wet	ND					
2-Chloronaphthalene			170	11	ug/kg wet	ND					
2-Chlorophenol			170	8.5	ug/kg wet	ND					
2-Methylnaphthalene			170	2.0	ug/kg wet	ND					
2-Methylphenol			170	5.1	ug/kg wet	ND					
2-Nitroaniline			330	54	ug/kg wet	ND					
2-Nitrophenol			170	7.6	ug/kg wet	ND					
3,3'-Dichlorobenzidine			170	150	ug/kg wet	ND					
3-Nitroaniline			330	38	ug/kg wet	ND					
4,6-Dinitro-2-methylphenol			330	58	ug/kg wet	ND					
4-Bromophenyl phenyl ether			170	53	ug/kg wet	ND					
4-Chloro-3-methylphenol			170	6.9	ug/kg wet	ND					
4-Chloroaniline			170	49	ug/kg wet	ND					
4-Chlorophenyl phenyl ether			170	3.6	ug/kg wet	ND					
4-Methylphenol			170	9.3	ug/kg wet	ND					
4-Nitroaniline			330	19	ug/kg wet	ND					
4-Nitrophenol			330	41	ug/kg wet	ND					
Acenaphthene			170	2.0	ug/kg wet	ND					
Acenaphthylene			170	1.4	ug/kg wet	ND					
Acetophenone			170	8.6	ug/kg wet	ND					
Anthracene			170	4.3	ug/kg wet	ND					
Atrazine			170	7.4	ug/kg wet	ND					
Benzaldehyde			170	18	ug/kg wet	ND					
Benzo(a)anthracene			170	2.9	ug/kg wet	ND					
Benzo(a)pyrene			170	4.0	ug/kg wet	ND					
Benzo(b)fluoranthene			170	3.2	ug/kg wet	ND					
Benzo(ghi)perylene			170	2.0	ug/kg wet	ND					
Benzo(k)fluoranthene			170	1.8	ug/kg wet	ND					
Biphenyl			170	10	ug/kg wet	ND					
Bis(2-chloroethoxy)methane			170	9.1	ug/kg wet	ND					
Bis(2-chloroethyl)ether			170	14	ug/kg wet	ND					

Benchmark Environmental & Engineering Science
2558 Hamburg Turnpike, Suite 300
Lackawanna, NY 14218

SDG Number: RSJ0658

Project: Benchmark - Solsil site
Project Number: TURN-0002

Received: 10/09/09-10/14/09
Reported: 11/03/09 16:08

LABORATORY QC DATA

Analyte	Source Result	Spike Level	RL	MDL	Units	Result	% REC	% REC Limits	% RPD	RPD Limit	Data Qualifiers
Semivolatile Organics by GC/MS											
Blank Analyzed: 10/15/09 (Lab Number:9J14034-BLK1, Batch: 9J14034)											
2,2'-Oxybis(1-Chloropropane)			170	17	ug/kg wet	ND					
Bis(2-ethylhexyl) phthalate			170	54	ug/kg wet	ND					
Butyl benzyl phthalate			170	45	ug/kg wet	ND					
Caprolactam			170	72	ug/kg wet	ND					
Carbazole			170	1.9	ug/kg wet	ND					
Chrysene			170	1.7	ug/kg wet	ND					
Dibenzo(a,h)anthracene			170	2.0	ug/kg wet	ND					
Dibenzofuran			170	1.7	ug/kg wet	ND					
Diethyl phthalate			170	5.1	ug/kg wet	ND					
Dimethyl phthalate			170	4.4	ug/kg wet	ND					
Di-n-butyl phthalate			170	58	ug/kg wet	ND					
Di-n-octyl phthalate			170	3.9	ug/kg wet	ND					
Fluoranthene			170	2.4	ug/kg wet	ND					
Fluorene			170	3.9	ug/kg wet	ND					
Hexachlorobenzene			170	8.3	ug/kg wet	ND					
Hexachlorobutadiene			170	8.6	ug/kg wet	ND					
Hexachlorocyclopentadiene			170	51	ug/kg wet	ND					
Hexachloroethane			170	13	ug/kg wet	ND					
Indeno(1,2,3-cd)pyrene			170	4.6	ug/kg wet	ND					
Isophorone			170	8.4	ug/kg wet	ND					
Naphthalene			170	2.8	ug/kg wet	ND					
Nitrobenzene			170	7.4	ug/kg wet	ND					
N-Nitrosodi-n-propylamine			170	13	ug/kg wet	ND					
N-Nitrosodiphenylamine			170	9.1	ug/kg wet	ND					
Pentachlorophenol			330	57	ug/kg wet	ND					
Phenanthrene			170	3.5	ug/kg wet	ND					
Phenol			170	18	ug/kg wet	ND					
Pyrene			170	1.1	ug/kg wet	ND					
Surrogate: 2,4,6-Tribromophenol					*ug/kg wet*		*98*	*39-146*			
Surrogate: 2-Fluorobiphenyl					*ug/kg wet*		*99*	*37-120*			
Surrogate: 2-Fluorophenol					*ug/kg wet*		*92*	*18-120*			
Surrogate: Nitrobenzene-d5					*ug/kg wet*		*96*	*34-132*			
Surrogate: Phenol-d5					*ug/kg wet*		*96*	*11-120*			

Benchmark Environmental & Engineering Science
2558 Hamburg Turnpike, Suite 300
Lackawanna, NY 14218

SDG Number: RSJ0658

Project: Benchmark - Solsil site
Project Number: TURN-0002

Received: 10/09/09-10/14/09
Reported: 11/03/09 16:08

Semivolatile Organics by GC/MS

Blank Analyzed: 10/15/09 (Lab Number:9J14034-BLK1, Batch: 9J14034)

Surrogate: p-Terphenyl-d14				*ug/kg wet*		*89*	*58-147*	

LCS Analyzed: 10/15/09 (Lab Number:9J14034-BS1, Batch: 9J14034)

2,4,5-Trichlorophenol	3280	170	36	ug/kg wet	3440	105	59-126	
2,4,6-Trichlorophenol	3280	170	11	ug/kg wet	3260	99	59-123	
2,4-Dichlorophenol	3280	170	8.7	ug/kg wet	3030	92	52-120	
2,4-Dimethylphenol	3280	170	45	ug/kg wet	2930	89	36-120	
2,4-Dinitrophenol	3280	330	58	ug/kg wet	3310	101	35-146	
2,4-Dinitrotoluene	3280	170	26	ug/kg wet	3810	116	55-125	
2,6-Dinitrotoluene	3280	170	41	ug/kg wet	3740	114	66-128	
2-Chloronaphthalene	3280	170	11	ug/kg wet	3170	97	57-120	
2-Chlorophenol	3280	170	8.5	ug/kg wet	2720	83	38-120	
2-Methylnaphthalene	3280	170	2.0	ug/kg wet	3080	94	47-120	
2-Methylphenol	3280	170	5.1	ug/kg wet	3030	92	48-120	
2-Nitroaniline	3280	330	53	ug/kg wet	3250	99	61-130	
2-Nitrophenol	3280	170	7.6	ug/kg wet	2980	91	50-120	
3,3'-Dichlorobenzidine	3280	170	150	ug/kg wet	3200	97	48-126	
3-Nitroaniline	3280	330	38	ug/kg wet	2920	89	61-127	
4,6-Dinitro-2-methylphenol	3280	330	57	ug/kg wet	3730	114	49-155	
4-Bromophenyl phenyl ether	3280	170	53	ug/kg wet	3300	101	58-131	
4-Chloro-3-methylphenol	3280	170	6.8	ug/kg wet	3230	98	49-125	
4-Chloroaniline	3280	170	49	ug/kg wet	2490	76	49-120	
4-Chlorophenyl phenyl ether	3280	170	3.5	ug/kg wet	2960	90	63-124	
4-Methylphenol	3280	170	9.3	ug/kg wet	3080	94	50-119	
4-Nitroaniline	3280	330	19	ug/kg wet	3210	98	63-128	
4-Nitrophenol	3280	330	40	ug/kg wet	3270	100	43-137	
Acenaphthene	3280	170	2.0	ug/kg wet	3300	101	53-120	
Acenaphthylene	3280	170	1.4	ug/kg wet	3310	101	58-121	
Acetophenone	3280	170	8.5	ug/kg wet	3030	92	66-120	
Anthracene	3280	170	4.3	ug/kg wet	3410	104	62-129	
Atrazine	3280	170	7.4	ug/kg wet	2050	62	73-133	L5
Benzaldehyde	3280	170	18	ug/kg wet	2350	72	21-120	
Benzo(a)anthracene	3280	170	2.9	ug/kg wet	3410	104	65-133	
Benzo(a)pyrene	3280	170	4.0	ug/kg wet	4170	127	64-127	
Benzo(b)fluoranthene	3280	170	3.2	ug/kg wet	3760	114	64-135	
Benzo(ghi)perylene	3280	170	2.0	ug/kg wet	4630	141	50-152	
Benzo(k)fluoranthene	3280	170	1.8	ug/kg wet	3780	115	58-138	
Biphenyl	3280	170	10	ug/kg wet	3240	99	71-120	
Bis(2-chloroethoxy)methane	3280	170	9.0	ug/kg wet	2180	66	61-133	

Benchmark Environmental & Engineering Science
2558 Hamburg Turnpike, Suite 300
Lackawanna, NY 14218

SDG Number: RSJ0658

Project: Benchmark - Solsil site
Project Number: TURN-0002

Received: 10/09/09-10/14/09
Reported: 11/03/09 16:08

LABORATORY QC DATA

Analyte	Source Result	Spike Level	RL	MDL	Units	Result	% REC	% REC Limits	% RPD	RPD Limit	Data Qualifiers
Semivolatile Organics by GC/MS											
LCS Analyzed: 10/15/09 (Lab Number:9J14034-BS1, Batch: 9J14034)											
Bis(2-chloroethyl)ether		3280	170	14	ug/kg wet	2590	79	45-120			
2,2'-Oxybis(1-Chloropropane)		3280	170	17	ug/kg wet	2000	61	44-120			
Bis(2-ethylhexyl) phthalate		3280	170	54	ug/kg wet	3230	98	61-133			
Butyl benzyl phthalate		3280	170	45	ug/kg wet	3390	103	61-129			
Caprolactam		3280	170	72	ug/kg wet	3310	101	54-133			
Carbazole		3280	170	1.9	ug/kg wet	3470	106	59-129			
Chrysene		3280	170	1.7	ug/kg wet	3570	109	64-131			
Dibenzo(a,h)anthracene		3280	170	2.0	ug/kg wet	4140	126	54-148			
Dibenzofuran		3280	170	1.7	ug/kg wet	3220	98	56-120			
Diethyl phthalate		3280	170	5.0	ug/kg wet	3340	102	66-126			
Dimethyl phthalate		3280	170	4.3	ug/kg wet	3370	103	65-124			
Di-n-butyl phthalate		3280	170	57	ug/kg wet	3250	99	58-130			
Di-n-octyl phthalate		3280	170	3.9	ug/kg wet	3300	100	62-133			
Fluoranthene		3280	170	2.4	ug/kg wet	3510	107	62-131			
Fluorene		3280	170	3.8	ug/kg wet	3320	101	63-126			
Hexachlorobenzene		3280	170	8.3	ug/kg wet	3290	100	60-132			
Hexachlorobutadiene		3280	170	8.5	ug/kg wet	2580	79	45-120			
Hexachlorocyclopentadiene		3280	170	50	ug/kg wet	2490	76	31-120			
Hexachloroethane		3280	170	13	ug/kg wet	2520	77	41-120			
Indeno(1,2,3-cd)pyrene		3280	170	4.6	ug/kg wet	4390	134	56-149			
Isophorone		3280	170	8.3	ug/kg wet	2690	82	56-120			
Naphthalene		3280	170	2.8	ug/kg wet	2890	88	46-120			
Nitrobenzene		3280	170	7.4	ug/kg wet	2720	83	49-120			
N-Nitrosodi-n-propylamine		3280	170	13	ug/kg wet	2660	81	46-120			
N-Nitrosodiphenylamine		3280	170	9.1	ug/kg wet	4130	126	20-119			L5
Pentachlorophenol		3280	330	57	ug/kg wet	3230	98	33-136			
Phenanthrene		3280	170	3.5	ug/kg wet	3480	106	60-130			
Phenol		3280	170	17	ug/kg wet	2850	87	36-120			
Pyrene		3280	170	1.1	ug/kg wet	3510	107	51-133			
Surrogate: 2,4,6-Tribromophenol					*ug/kg wet*		*101*	*39-146*			
Surrogate: 2-Fluorobiphenyl					*ug/kg wet*		*92*	*37-120*			
Surrogate: 2-Fluorophenol					*ug/kg wet*		*76*	*18-120*			
Surrogate: Nitrobenzene-d5					*ug/kg wet*		*85*	*34-132*			

Benchmark Environmental & Engineering Science
2558 Hamburg Turnpike, Suite 300
Lackawanna, NY 14218

SDG Number: RSJ0658

Project: Benchmark - Solsil site
Project Number: TURN-0002

Received: 10/09/09-10/14/09
Reported: 11/03/09 16:08

LABORATORY QC DATA

Analyte	Source Result	Spike Level	RL	MDL	Units	Result	% REC	% REC Limits	% RPD	RPD Limit	Data Qualifiers
Semivolatile Organics by GC/MS											
LCS Analyzed: 10/15/09 (Lab Number:9J14034-BS1, Batch: 9J14034)											
Surrogate: Phenol-d5					*ug/kg wet*		*83*	*11-120*			
Surrogate: p-Terphenyl-d14					*ug/kg wet*		*88*	*58-147*			
LCS Dup Analyzed: 10/15/09 (Lab Number:9J14034-BSD1, Batch: 9J14034)											
2,4,5-Trichlorophenol		3320	170	37	ug/kg wet	3490	105	59-126	2	18	
2,4,6-Trichlorophenol		3320	170	11	ug/kg wet	3330	100	59-123	2	19	
2,4-Dichlorophenol		3320	170	8.8	ug/kg wet	3110	94	52-120	3	19	
2,4-Dimethylphenol		3320	170	45	ug/kg wet	3040	92	36-120	4	42	
2,4-Dinitrophenol		3320	330	59	ug/kg wet	3500	106	35-146	6	22	
2,4-Dinitrotoluene		3320	170	26	ug/kg wet	3810	115	55-125	0.2	20	
2,6-Dinitrotoluene		3320	170	41	ug/kg wet	3820	115	66-128	2	15	
2-Chloronaphthalene		3320	170	11	ug/kg wet	3240	98	57-120	2	21	
2-Chlorophenol		3320	170	8.6	ug/kg wet	2870	86	38-120	5	25	
2-Methylnaphthalene		3320	170	2.0	ug/kg wet	3220	97	47-120	4	21	
2-Methylphenol		3320	170	5.2	ug/kg wet	3150	95	48-120	4	27	
2-Nitroaniline		3320	330	54	ug/kg wet	3320	100	61-130	2	15	
2-Nitrophenol		3320	170	7.7	ug/kg wet	3120	94	50-120	4	18	
3,3'-Dichlorobenzidine		3320	170	150	ug/kg wet	3070	93	48-126	4	25	
3-Nitroaniline		3320	330	39	ug/kg wet	2860	86	61-127	2	19	
4,6-Dinitro-2-methylphenol		3320	330	58	ug/kg wet	3800	115	49-155	2	15	
4-Bromophenyl phenyl ether		3320	170	53	ug/kg wet	3380	102	58-131	2	15	
4-Chloro-3-methylphenol		3320	170	6.9	ug/kg wet	3290	99	49-125	2	27	
4-Chloroaniline		3320	170	49	ug/kg wet	2460	74	49-120	1	22	
4-Chlorophenyl phenyl ether		3320	170	3.6	ug/kg wet	3010	91	63-124	1	16	
4-Methylphenol		3320	170	9.4	ug/kg wet	3180	96	50-119	3	24	
4-Nitroaniline		3320	330	19	ug/kg wet	3210	97	63-128	0.2	24	
4-Nitrophenol		3320	330	41	ug/kg wet	3290	99	43-137	0.7	25	
Acenaphthene		3320	170	2.0	ug/kg wet	3380	102	53-120	2	35	
Acenaphthylene		3320	170	1.4	ug/kg wet	3380	102	58-121	2	18	
Acetophenone		3320	170	8.6	ug/kg wet	3160	95	66-120	4	20	
Anthracene		3320	170	4.3	ug/kg wet	3420	103	62-129	0.4	15	
Atrazine		3320	170	7.5	ug/kg wet	1930	58	73-133	6	20	L5
Benzaldehyde		3320	170	18	ug/kg wet	2140	65	21-120	9	20	
Benzo(a)anthracene		3320	170	2.9	ug/kg wet	3400	103	65-133	0.1	15	
Benzo(a)pyrene		3320	170	4.0	ug/kg wet	4080	123	64-127	2	15	
Benzo(b)fluoranthene		3320	170	3.3	ug/kg wet	3690	111	64-135	2	15	

Benchmark Environmental & Engineering Science
2558 Hamburg Turnpike, Suite 300
Lackawanna, NY 14218

SDG Number: RSJ0658

Project: Benchmark - Solsil site
Project Number: TURN-0002

Received: 10/09/09-10/14/09
Reported: 11/03/09 16:08

LABORATORY QC DATA

Analyte	Source Result	Spike Level	RL	MDL	Units	Result	% REC	% REC Limits	% RPD	RPD Limit	Data Qualifiers
Semivolatile Organics by GC/MS											
LCS Dup Analyzed: 10/15/09 (Lab Number:9J14034-BSD1, Batch: 9J14034)											
Benzo(ghi)perylene		3320	170	2.0	ug/kg wet	4520	136	50-152	2	15	
Benzo(k)fluoranthene		3320	170	1.8	ug/kg wet	3650	110	58-138	3	22	
Biphenyl		3320	170	10	ug/kg wet	3330	100	71-120	3	20	
Bis(2-chloroethoxy)methane		3320	170	9.1	ug/kg wet	2250	68	61-133	3	17	
Bis(2-chloroethyl)ether		3320	170	15	ug/kg wet	2680	81	45-120	3	21	
2,2'-Oxybis(1-Chloropropane)		3320	170	18	ug/kg wet	2030	61	44-120	2	24	
Bis(2-ethylhexyl) phthalate		3320	170	54	ug/kg wet	3200	96	61-133	1	15	
Butyl benzyl phthalate		3320	170	45	ug/kg wet	3370	102	61-129	0.5	16	
Caprolactam		3320	170	73	ug/kg wet	3410	103	54-133	3	20	
Carbazole		3320	170	1.9	ug/kg wet	3420	103	59-129	1	20	
Chrysene		3320	170	1.7	ug/kg wet	3540	107	64-131	0.7	15	
Dibenzo(a,h)anthracene		3320	170	2.0	ug/kg wet	4050	122	54-148	2	15	
Dibenzofuran		3320	170	1.7	ug/kg wet	3270	99	56-120	2	15	
Diethyl phthalate		3320	170	5.1	ug/kg wet	3380	102	66-126	1	15	
Dimethyl phthalate		3320	170	4.4	ug/kg wet	3460	104	65-124	2	15	
Di-n-butyl phthalate		3320	170	58	ug/kg wet	3300	99	58-130	1	15	
Di-n-octyl phthalate		3320	170	3.9	ug/kg wet	3260	98	62-133	1	16	
Fluoranthene		3320	170	2.4	ug/kg wet	3430	103	62-131	2	15	
Fluorene		3320	170	3.9	ug/kg wet	3380	102	63-126	2	15	
Hexachlorobenzene		3320	170	8.3	ug/kg wet	3330	100	60-132	1	15	
Hexachlorobutadiene		3320	170	8.6	ug/kg wet	2690	81	45-120	4	44	
Hexachlorocyclopentadiene		3320	170	51	ug/kg wet	2700	81	31-120	8	49	
Hexachloroethane		3320	170	13	ug/kg wet	2660	80	41-120	5	46	
Indeno(1,2,3-cd)pyrene		3320	170	4.6	ug/kg wet	4280	129	56-149	3	15	
Isophorone		3320	170	8.4	ug/kg wet	2790	84	56-120	4	17	
Naphthalene		3320	170	2.8	ug/kg wet	3000	90	46-120	4	29	
Nitrobenzene		3320	170	7.4	ug/kg wet	2820	85	49-120	3	24	
N-Nitrosodi-n-propylamine		3320	170	13	ug/kg wet	2810	85	46-120	5	31	
N-Nitrosodiphenylamine		3320	170	9.2	ug/kg wet	4170	126	20-119	0.9	15	L5
Pentachlorophenol		3320	330	58	ug/kg wet	3300	99	33-136	2	35	
Phenanthrene		3320	170	3.5	ug/kg wet	3530	106	60-130	1	15	
Phenol		3320	170	18	ug/kg wet	3010	91	36-120	5	35	
Pyrene		3320	170	1.1	ug/kg wet	3490	105	51-133	0.5	35	
Surrogate: 2,4,6-Tribromophenol					*ug/kg wet*		*101*	*39-146*			

Benchmark Environmental & Engineering Science
2558 Hamburg Turnpike, Suite 300
Lackawanna, NY 14218

SDG Number: RSJ0658

Project: Benchmark - Solsil site
Project Number: TURN-0002

Received: 10/09/09-10/14/09
Reported: 11/03/09 16:08

LABORATORY QC DATA

Analyte	Source Result	Spike Level	RL	MDL	Units	Result	% REC	% REC Limits	% RPD	RPD Limit	Data Qualifiers
Semivolatile Organics by GC/MS											
LCS Dup Analyzed: 10/15/09 (Lab Number:9J14034-BSD1, Batch: 9J14034)											
Surrogate: 2-Fluorobiphenyl					*ug/kg wet*		*95*	*37-120*			
Surrogate: 2-Fluorophenol					*ug/kg wet*		*78*	*18-120*			
Surrogate: Nitrobenzene-d5					*ug/kg wet*		*88*	*34-132*			
Surrogate: Phenol-d5					*ug/kg wet*		*87*	*11-120*			
Surrogate: p-Terphenyl-d14					*ug/kg wet*		*86*	*58-147*			
Semivolatile Organics by GC/MS											
Blank Analyzed: 10/16/09 (Lab Number:9J14124-BLK1, Batch: 9J14124)											
2,4,5-Trichlorophenol			170	37	ug/kg wet	ND					
2,4,6-Trichlorophenol			170	11	ug/kg wet	ND					
2,4-Dichlorophenol			170	8.8	ug/kg wet	ND					
2,4-Dimethylphenol			170	45	ug/kg wet	ND					
2,4-Dinitrophenol			330	59	ug/kg wet	ND					
2,4-Dinitrotoluene			170	26	ug/kg wet	ND					
2,6-Dinitrotoluene			170	41	ug/kg wet	ND					
2-Chloronaphthalene			170	11	ug/kg wet	ND					
2-Chlorophenol			170	8.5	ug/kg wet	ND					
2-Methylnaphthalene			170	2.0	ug/kg wet	ND					
2-Methylphenol			170	5.2	ug/kg wet	ND					
2-Nitroaniline			330	54	ug/kg wet	ND					
2-Nitrophenol			170	7.7	ug/kg wet	ND					
3,3'-Dichlorobenzidine			170	150	ug/kg wet	ND					
3-Nitroaniline			330	39	ug/kg wet	ND					
4,6-Dinitro-2-methylphenol			330	58	ug/kg wet	ND					
4-Bromophenyl phenyl ether			170	53	ug/kg wet	ND					
4-Chloro-3-methylphenol			170	6.9	ug/kg wet	ND					
4-Chloroaniline			170	49	ug/kg wet	ND					
4-Chlorophenyl phenyl ether			170	3.6	ug/kg wet	ND					
4-Methylphenol			170	9.3	ug/kg wet	ND					
4-Nitroaniline			330	19	ug/kg wet	ND					
4-Nitrophenol			330	41	ug/kg wet	ND					
Acenaphthene			170	2.0	ug/kg wet	ND					
Acenaphthylene			170	1.4	ug/kg wet	ND					
Acetophenone			170	8.6	ug/kg wet	ND					

Benchmark Environmental & Engineering Science
2558 Hamburg Turnpike, Suite 300
Lackawanna, NY 14218

SDG Number: RSJ0658

Project: Benchmark - Solsil site
Project Number: TURN-0002

Received: 10/09/09-10/14/09
Reported: 11/03/09 16:08

LABORATORY QC DATA

Analyte	Source Result	Spike Level	RL	MDL	Units	Result	% REC	% REC Limits	% RPD	RPD Limit	Data Qualifiers
Semivolatile Organics by GC/MS											
Blank Analyzed: 10/16/09 (Lab Number:9J14124-BLK1, Batch: 9J14124)											
Anthracene			170	4.3	ug/kg wet	ND					
Atrazine			170	7.5	ug/kg wet	ND					
Benzaldehyde			170	18	ug/kg wet	ND					
Benzo(a)anthracene			170	2.9	ug/kg wet	ND					
Benzo(a)pyrene			170	4.0	ug/kg wet	ND					
Benzo(b)fluoranthene			170	3.3	ug/kg wet	ND					
Benzo(ghi)perylene			170	2.0	ug/kg wet	ND					
Benzo(k)fluoranthene			170	1.8	ug/kg wet	ND					
Biphenyl			170	10	ug/kg wet	ND					
Bis(2-chloroethoxy)methane			170	9.1	ug/kg wet	ND					
Bis(2-chloroethyl)ether			170	14	ug/kg wet	ND					
2,2'-Oxybis(1-Chloropropane)			170	18	ug/kg wet	ND					
Bis(2-ethylhexyl) phthalate			170	54	ug/kg wet	ND					
Butyl benzyl phthalate			170	45	ug/kg wet	ND					
Caprolactam			170	72	ug/kg wet	ND					
Carbazole			170	1.9	ug/kg wet	ND					
Chrysene			170	1.7	ug/kg wet	ND					
Dibenzo(a,h)anthracene			170	2.0	ug/kg wet	ND					
Dibenzofuran			170	1.7	ug/kg wet	ND					
Diethyl phthalate			170	5.1	ug/kg wet	ND					
Dimethyl phthalate			170	4.4	ug/kg wet	ND					
Di-n-butyl phthalate			170	58	ug/kg wet	ND					
Di-n-octyl phthalate			170	3.9	ug/kg wet	ND					
Fluoranthene			170	2.4	ug/kg wet	ND					
Fluorene			170	3.9	ug/kg wet	ND					
Hexachlorobenzene			170	8.3	ug/kg wet	ND					
Hexachlorobutadiene			170	8.6	ug/kg wet	ND					
Hexachlorocyclopentadiene			170	51	ug/kg wet	ND					
Hexachloroethane			170	13	ug/kg wet	ND					
Indeno(1,2,3-cd)pyrene			170	4.6	ug/kg wet	ND					
Isophorone			170	8.4	ug/kg wet	ND					
Naphthalene			170	2.8	ug/kg wet	ND					
Nitrobenzene			170	7.4	ug/kg wet	ND					
N-Nitrosodi-n-propylamine			170	13	ug/kg wet	ND					
N-Nitrosodiphenylamine			170	9.2	ug/kg wet	ND					

Benchmark Environmental & Engineering Science
2558 Hamburg Turnpike, Suite 300
Lackawanna, NY 14218

SDG Number: RSJ0658

Project: Benchmark - Solsil site
Project Number: TURN-0002

Received: 10/09/09-10/14/09
Reported: 11/03/09 16:08

LABORATORY QC DATA

Analyte	Source Result	Spike Level	RL	MDL	Units	Result	% REC	% REC Limits	% RPD	RPD Limit	Data Qualifiers
Semivolatile Organics by GC/MS											
Blank Analyzed: 10/16/09 (Lab Number:9J14124-BLK1, Batch: 9J14124)											
Pentachlorophenol			330	57	ug/kg wet	ND					
Phenanthrene			170	3.5	ug/kg wet	ND					
Phenol			170	18	ug/kg wet	ND					
Pyrene			170	1.1	ug/kg wet	ND					
Surrogate: 2,4,6-Tribromophenol					*ug/kg wet*		*96*	*39-146*			
Surrogate: 2-Fluorobiphenyl					*ug/kg wet*		*91*	*37-120*			
Surrogate: 2-Fluorophenol					*ug/kg wet*		*83*	*18-120*			
Surrogate: Nitrobenzene-d5					*ug/kg wet*		*85*	*34-132*			
Surrogate: Phenol-d5					*ug/kg wet*		*87*	*11-120*			
Surrogate: p-Terphenyl-d14					*ug/kg wet*		*89*	*58-147*			
LCS Analyzed: 10/16/09 (Lab Number:9J14124-BS1, Batch: 9J14124)											
2,4,5-Trichlorophenol		3290	170	36	ug/kg wet	3300	101	59-126			
2,4,6-Trichlorophenol		3290	170	11	ug/kg wet	3210	98	59-123			
2,4-Dichlorophenol		3290	170	8.7	ug/kg wet	3050	93	52-120			
2,4-Dimethylphenol		3290	170	45	ug/kg wet	2930	89	36-120			
2,4-Dinitrophenol		3290	330	58	ug/kg wet	3440	105	35-146			
2,4-Dinitrotoluene		3290	170	26	ug/kg wet	3610	110	55-125			
2,6-Dinitrotoluene		3290	170	41	ug/kg wet	3650	111	66-128			
2-Chloronaphthalene		3290	170	11	ug/kg wet	3100	94	57-120			
2-Chlorophenol		3290	170	8.5	ug/kg wet	2690	82	38-120			
2-Methylnaphthalene		3290	170	2.0	ug/kg wet	3080	94	47-120			
2-Methylphenol		3290	170	5.1	ug/kg wet	3020	92	48-120			
2-Nitroaniline		3290	330	53	ug/kg wet	3080	94	61-130			
2-Nitrophenol		3290	170	7.6	ug/kg wet	3050	93	50-120			
3,3'-Dichlorobenzidine		3290	170	150	ug/kg wet	3980	121	48-126			
3-Nitroaniline		3290	330	38	ug/kg wet	3080	94	61-127			
4,6-Dinitro-2-methylphenol		3290	330	57	ug/kg wet	4050	123	49-155			
4-Bromophenyl phenyl ether		3290	170	53	ug/kg wet	3490	106	58-131			
4-Chloro-3-methylphenol		3290	170	6.8	ug/kg wet	3190	97	49-125			
4-Chloroaniline		3290	170	49	ug/kg wet	2820	86	49-120			
4-Chlorophenyl phenyl ether		3290	170	3.5	ug/kg wet	2900	88	63-124			
4-Methylphenol		3290	170	9.3	ug/kg wet	3060	93	50-119			
4-Nitroaniline		3290	330	19	ug/kg wet	3130	95	63-128			

Benchmark Environmental & Engineering Science
2558 Hamburg Turnpike, Suite 300
Lackawanna, NY 14218

SDG Number: RSJ0658

Project: Benchmark - Solsil site
Project Number: TURN-0002

Received: 10/09/09-10/14/09
Reported: 11/03/09 16:08

LABORATORY QC DATA

Analyte	Source Result	Spike Level	RL	MDL	Units	Result	% REC	% REC Limits	% RPD	RPD Limit	Data Qualifiers
Semivolatile Organics by GC/MS											
LCS Analyzed: 10/16/09 (Lab Number:9J14124-BS1, Batch: 9J14124)											
4-Nitrophenol		3290	330	40	ug/kg wet	3050	93	43-137			
Acenaphthene		3290	170	2.0	ug/kg wet	3200	97	53-120			
Acenaphthylene		3290	170	1.4	ug/kg wet	3230	98	58-121			
Acetophenone		3290	170	8.5	ug/kg wet	3000	91	66-120			
Anthracene		3290	170	4.3	ug/kg wet	3340	102	62-129			
Atrazine		3290	170	7.4	ug/kg wet	3500	107	73-133			
Benzaldehyde		3290	170	18	ug/kg wet	2900	88	21-120			
Benzo(a)anthracene		3290	170	2.9	ug/kg wet	3310	101	65-133			
Benzo(a)pyrene		3290	170	4.0	ug/kg wet	3910	119	64-127			
Benzo(b)fluoranthene		3290	170	3.2	ug/kg wet	3530	107	64-135			
Benzo(ghi)perylene		3290	170	2.0	ug/kg wet	4350	132	50-152			
Benzo(k)fluoranthene		3290	170	1.8	ug/kg wet	3540	108	58-138			
Biphenyl		3290	170	10	ug/kg wet	3150	96	71-120			
Bis(2-chloroethoxy)methane		3290	170	9.0	ug/kg wet	2180	66	61-133			
Bis(2-chloroethyl)ether		3290	170	14	ug/kg wet	2560	78	45-120			
2,2'-Oxybis(1-Chloropropane)		3290	170	17	ug/kg wet	1890	58	44-120			
Bis(2-ethylhexyl) phthalate		3290	170	54	ug/kg wet	3160	96	61-133			
Butyl benzyl phthalate		3290	170	45	ug/kg wet	3280	100	61-129			
Caprolactam		3290	170	72	ug/kg wet	3150	96	54-133			
Carbazole		3290	170	1.9	ug/kg wet	3270	100	59-129			
Chrysene		3290	170	1.7	ug/kg wet	3380	103	64-131			
Dibenzo(a,h)anthracene		3290	170	2.0	ug/kg wet	3990	122	54-148			
Dibenzofuran		3290	170	1.7	ug/kg wet	3140	95	56-120			
Diethyl phthalate		3290	170	5.0	ug/kg wet	3220	98	66-126			
Dimethyl phthalate		3290	170	4.3	ug/kg wet	3260	99	65-124			
Di-n-butyl phthalate		3290	170	58	ug/kg wet	3260	99	58-130			
Di-n-octyl phthalate		3290	170	3.9	ug/kg wet	3230	98	62-133			
Fluoranthene		3290	170	2.4	ug/kg wet	3280	100	62-131			
Fluorene		3290	170	3.8	ug/kg wet	3170	97	63-126			
Hexachlorobenzene		3290	170	8.3	ug/kg wet	3340	102	60-132			
Hexachlorobutadiene		3290	170	8.5	ug/kg wet	2630	80	45-120			
Hexachlorocyclopentadiene		3290	170	50	ug/kg wet	2690	82	31-120			
Hexachloroethane		3290	170	13	ug/kg wet	2540	77	41-120			
Indeno(1,2,3-cd)pyrene		3290	170	4.6	ug/kg wet	4180	127	56-149			
Isophorone		3290	170	8.3	ug/kg wet	2710	83	56-120			

Benchmark Environmental & Engineering Science
2558 Hamburg Turnpike, Suite 300
Lackawanna, NY 14218

SDG Number: RSJ0658

Project: Benchmark - Solsil site
Project Number: TURN-0002

Received: 10/09/09-10/14/09
Reported: 11/03/09 16:08

LABORATORY QC DATA

Analyte	Source Result	Spike Level	RL	MDL	Units	Result	% REC	% REC Limits	% RPD	RPD Limit	Data Qualifiers
Semivolatile Organics by GC/MS											
LCS Analyzed: 10/16/09 (Lab Number:9J14124-BS1, Batch: 9J14124)											
Naphthalene		3290	170	2.8	ug/kg wet	2880	88	46-120			
Nitrobenzene		3290	170	7.4	ug/kg wet	2670	81	49-120			
N-Nitrosodi-n-propylamine		3290	170	13	ug/kg wet	2700	82	46-120			
N-Nitrosodiphenylamine		3290	170	9.1	ug/kg wet	4180	127	20-119			L1
Pentachlorophenol		3290	330	57	ug/kg wet	3050	93	33-136			
Phenanthrene		3290	170	3.5	ug/kg wet	3430	104	60-130			
Phenol		3290	170	18	ug/kg wet	2850	87	36-120			
Pyrene		3290	170	1.1	ug/kg wet	3400	104	51-133			
Surrogate: 2,4,6-Tribromophenol					*ug/kg wet*		*103*	*39-146*			
Surrogate: 2-Fluorobiphenyl					*ug/kg wet*		*89*	*37-120*			
Surrogate: 2-Fluorophenol					*ug/kg wet*		*74*	*18-120*			
Surrogate: Nitrobenzene-d5					*ug/kg wet*		*81*	*34-132*			
Surrogate: Phenol-d5					*ug/kg wet*		*81*	*11-120*			
Surrogate: p-Terphenyl-d14					*ug/kg wet*		*85*	*58-147*			
Semivolatile Organics by GC/MS											
Blank Analyzed: 10/23/09 (Lab Number:9J20078-BLK1, Batch: 9J20078)											
2,4,5-Trichlorophenol			170	36	ug/kg wet	ND					
2,4,6-Trichlorophenol			170	11	ug/kg wet	ND					
2,4-Dichlorophenol			170	8.7	ug/kg wet	ND					
2,4-Dimethylphenol			170	45	ug/kg wet	ND					
2,4-Dinitrophenol			320	58	ug/kg wet	ND					
2,4-Dinitrotoluene			170	26	ug/kg wet	ND					
2,6-Dinitrotoluene			170	41	ug/kg wet	ND					
2-Chloronaphthalene			170	11	ug/kg wet	ND					
2-Chlorophenol			170	8.5	ug/kg wet	ND					
2-Methylnaphthalene			170	2.0	ug/kg wet	ND					
2-Methylphenol			170	5.1	ug/kg wet	ND					
2-Nitroaniline			320	53	ug/kg wet	ND					
2-Nitrophenol			170	7.6	ug/kg wet	ND					
3,3'-Dichlorobenzidine			170	150	ug/kg wet	ND					
3-Nitroaniline			320	38	ug/kg wet	ND					
4,6-Dinitro-2-methylphenol			320	57	ug/kg wet	ND					

Benchmark Environmental & Engineering Science
2558 Hamburg Turnpike, Suite 300
Lackawanna, NY 14218

SDG Number: RSJ0658

Project: Benchmark - Solsil site
Project Number: TURN-0002

Received: 10/09/09-10/14/09
Reported: 11/03/09 16:08

LABORATORY QC DATA

Analyte	Source Result	Spike Level	RL	MDL	Units	Result	% REC	% REC Limits	% RPD	RPD Limit	Data Qualifiers
Semivolatile Organics by GC/MS											
Blank Analyzed: 10/23/09 (Lab Number:9J20078-BLK1, Batch: 9J20078)											
4-Bromophenyl phenyl ether			170	53	ug/kg wet	ND					
4-Chloro-3-methylphenol			170	6.8	ug/kg wet	ND					
4-Chloroaniline			170	49	ug/kg wet	ND					
4-Chlorophenyl phenyl ether			170	3.5	ug/kg wet	ND					
4-Methylphenol			170	9.3	ug/kg wet	ND					
4-Nitroaniline			320	19	ug/kg wet	ND					
4-Nitrophenol			320	40	ug/kg wet	ND					
Acenaphthene			170	2.0	ug/kg wet	ND					
Acenaphthylene			170	1.4	ug/kg wet	ND					
Acetophenone			170	8.5	ug/kg wet	ND					
Anthracene			170	4.3	ug/kg wet	ND					
Atrazine			170	7.4	ug/kg wet	ND					
Benzaldehyde			170	18	ug/kg wet	ND					
Benzo(a)anthracene			170	2.9	ug/kg wet	ND					
Benzo(a)pyrene			170	4.0	ug/kg wet	ND					
Benzo(b)fluoranthene			170	3.2	ug/kg wet	ND					
Benzo(ghi)perylene			170	2.0	ug/kg wet	ND					
Benzo(k)fluoranthene			170	1.8	ug/kg wet	ND					
Biphenyl			170	10	ug/kg wet	ND					
Bis(2-chloroethoxy)methane			170	9.0	ug/kg wet	ND					
Bis(2-chloroethyl)ether			170	14	ug/kg wet	ND					
2,2'-Oxybis(1-Chloropropane)			170	17	ug/kg wet	ND					
Bis(2-ethylhexyl) phthalate			170	54	ug/kg wet	ND					
Butyl benzyl phthalate			170	45	ug/kg wet	ND					
Caprolactam			170	72	ug/kg wet	ND					
Carbazole			170	1.9	ug/kg wet	ND					
Chrysene			170	1.7	ug/kg wet	ND					
Dibenzo(a,h)anthracene			170	2.0	ug/kg wet	ND					
Dibenzofuran			170	1.7	ug/kg wet	ND					
Diethyl phthalate			170	5.0	ug/kg wet	ND					
Dimethyl phthalate			170	4.3	ug/kg wet	ND					
Di-n-butyl phthalate			170	57	ug/kg wet	ND					
Di-n-octyl phthalate			170	3.9	ug/kg wet	ND					
Fluoranthene			170	2.4	ug/kg wet	ND					
Fluorene			170	3.8	ug/kg wet	ND					

Benchmark Environmental & Engineering Science
2558 Hamburg Turnpike, Suite 300
Lackawanna, NY 14218

SDG Number: RSJ0658

Project: Benchmark - Solsil site
Project Number: TURN-0002

Received: 10/09/09-10/14/09
Reported: 11/03/09 16:08

LABORATORY QC DATA

Analyte	Source Result	Spike Level	RL	MDL	Units	Result	% REC	% REC Limits	% RPD	RPD Limit	Data Qualifiers
Semivolatile Organics by GC/MS											
Blank Analyzed: 10/23/09 (Lab Number:9J20078-BLK1, Batch: 9J20078)											
Hexachlorobenzene			170	8.3	ug/kg wet	ND					
Hexachlorobutadiene			170	8.5	ug/kg wet	ND					
Hexachlorocyclopentadiene			170	50	ug/kg wet	ND					
Hexachloroethane			170	13	ug/kg wet	ND					
Indeno(1,2,3-cd)pyrene			170	4.6	ug/kg wet	ND					
Isophorone			170	8.3	ug/kg wet	ND					
Naphthalene			170	2.8	ug/kg wet	ND					
Nitrobenzene			170	7.4	ug/kg wet	ND					
N-Nitrosodi-n-propylamine			170	13	ug/kg wet	ND					
N-Nitrosodiphenylamine			170	9.1	ug/kg wet	ND					
Pentachlorophenol			320	57	ug/kg wet	ND					
Phenanthrene			170	3.5	ug/kg wet	ND					
Phenol			170	17	ug/kg wet	ND					
Pyrene			170	1.1	ug/kg wet	ND					
Surrogate: 2,4,6-Tribromophenol					*ug/kg wet*		*92*	*39-146*			
Surrogate: 2-Fluorobiphenyl					*ug/kg wet*		*86*	*37-120*			
Surrogate: 2-Fluorophenol					*ug/kg wet*		*68*	*18-120*			
Surrogate: Nitrobenzene-d5					*ug/kg wet*		*84*	*34-132*			
Surrogate: Phenol-d5					*ug/kg wet*		*74*	*11-120*			
Surrogate: p-Terphenyl-d14					*ug/kg wet*		*89*	*58-147*			
LCS Analyzed: 10/23/09 (Lab Number:9J20078-BS1, Batch: 9J20078)											
2,4,5-Trichlorophenol		3310	170	37	ug/kg wet	3240	98	59-126			
2,4,6-Trichlorophenol		3310	170	11	ug/kg wet	3170	96	59-123			
2,4-Dichlorophenol		3310	170	8.8	ug/kg wet	3210	97	52-120			
2,4-Dimethylphenol		3310	170	45	ug/kg wet	3140	95	36-120			
2,4-Dinitrophenol		3310	330	59	ug/kg wet	3100	94	35-146			
2,4-Dinitrotoluene		3310	170	26	ug/kg wet	3540	107	55-125			
2,6-Dinitrotoluene		3310	170	41	ug/kg wet	3580	108	66-128			
2-Chloronaphthalene		3310	170	11	ug/kg wet	3140	95	57-120			
2-Chlorophenol		3310	170	8.5	ug/kg wet	2870	87	38-120			
2-Methylnaphthalene		3310	170	2.0	ug/kg wet	3310	100	47-120			
2-Methylphenol		3310	170	5.2	ug/kg wet	3090	93	48-120			
2-Nitroaniline		3310	330	54	ug/kg wet	4020	121	61-130			
2-Nitrophenol		3310	170	7.7	ug/kg wet	3070	93	50-120			

Benchmark Environmental & Engineering Science
2558 Hamburg Turnpike, Suite 300
Lackawanna, NY 14218

SDG Number: RSJ0658

Project: Benchmark - Solsil site
Project Number: TURN-0002

Received: 10/09/09-10/14/09
Reported: 11/03/09 16:08

LABORATORY QC DATA

Analyte	Source Result	Spike Level	RL	MDL	Units	Result	% REC	% REC Limits	% RPD	RPD Limit	Data Qualifiers
Semivolatile Organics by GC/MS											
LCS Analyzed: 10/23/09 (Lab Number:9J20078-BS1, Batch: 9J20078)											
3,3'-Dichlorobenzidine		3310	170	150	ug/kg wet	3950	119	48-126			
3-Nitroaniline		3310	330	39	ug/kg wet	3330	101	61-127			
4,6-Dinitro-2-methylphenol		3310	330	58	ug/kg wet	4030	122	49-155			
4-Bromophenyl phenyl ether		3310	170	53	ug/kg wet	3330	101	58-131			
4-Chloro-3-methylphenol		3310	170	6.9	ug/kg wet	3460	104	49-125			
4-Chloroaniline		3310	170	49	ug/kg wet	3150	95	49-120			
4-Chlorophenyl phenyl ether		3310	170	3.6	ug/kg wet	3040	92	63-124			
4-Methylphenol		3310	170	9.3	ug/kg wet	3200	97	50-119			
4-Nitroaniline		3310	330	19	ug/kg wet	3330	101	63-128			
4-Nitrophenol		3310	330	41	ug/kg wet	3890	117	43-137			
Acenaphthene		3310	170	2.0	ug/kg wet	3330	101	53-120			
Acenaphthylene		3310	170	1.4	ug/kg wet	3180	96	58-121			
Acetophenone		3310	170	8.6	ug/kg wet	2940	89	66-120			
Anthracene		3310	170	4.3	ug/kg wet	3350	101	62-129			
Atrazine		3310	170	7.5	ug/kg wet	3150	95	73-133			
Benzaldehyde		3310	170	18	ug/kg wet	2860	87	21-120			
Benzo(a)anthracene		3310	170	2.9	ug/kg wet	3280	99	65-133			
Benzo(a)pyrene		3310	170	4.0	ug/kg wet	3500	106	64-127			
Benzo(b)fluoranthene		3310	170	3.3	ug/kg wet	3400	103	64-135			
Benzo(ghi)perylene		3310	170	2.0	ug/kg wet	3250	98	50-152			
Benzo(k)fluoranthene		3310	170	1.8	ug/kg wet	3220	97	58-138			
Biphenyl		3310	170	10	ug/kg wet	2950	89	71-120			
Bis(2-chloroethoxy)methane		3310	170	9.1	ug/kg wet	2370	72	61-133			
Bis(2-chloroethyl)ether		3310	170	14	ug/kg wet	2650	80	45-120			
2,2'-Oxybis(1-Chloropropane)		3310	170	18	ug/kg wet	3290	100	44-120			
Bis(2-ethylhexyl) phthalate		3310	170	54	ug/kg wet	3300	100	61-133			
Butyl benzyl phthalate		3310	170	45	ug/kg wet	3610	109	61-129			
Caprolactam		3310	170	73	ug/kg wet	3400	103	54-133			
Carbazole		3310	170	1.9	ug/kg wet	3370	102	59-129			
Chrysene		3310	170	1.7	ug/kg wet	3350	101	64-131			
Dibenzo(a,h)anthracene		3310	170	2.0	ug/kg wet	3290	99	54-148			
Dibenzofuran		3310	170	1.7	ug/kg wet	3190	96	56-120			
Diethyl phthalate		3310	170	5.1	ug/kg wet	3450	104	66-126			
Dimethyl phthalate		3310	170	4.4	ug/kg wet	3350	101	65-124			

Benchmark Environmental & Engineering Science
2558 Hamburg Turnpike, Suite 300
Lackawanna, NY 14218

SDG Number: RSJ0658

Project: Benchmark - Solsil site
Project Number: TURN-0002

Received: 10/09/09-10/14/09
Reported: 11/03/09 16:08

LABORATORY QC DATA

Analyte	Source Result	Spike Level	RL	MDL	Units	Result	% REC	% REC Limits	% RPD	RPD Limit	Data Qualifiers
Semivolatile Organics by GC/MS											
LCS Analyzed: 10/23/09 (Lab Number:9J20078-BS1, Batch: 9J20078)											
Di-n-butyl phthalate		3310	170	58	ug/kg wet	3400	103	58-130			
Di-n-octyl phthalate		3310	170	3.9	ug/kg wet	3310	100	62-133			
Fluoranthene		3310	170	2.4	ug/kg wet	3330	101	62-131			
Fluorene		3310	170	3.9	ug/kg wet	3410	103	63-126			
Hexachlorobenzene		3310	170	8.3	ug/kg wet	3080	93	60-132			
Hexachlorobutadiene		3310	170	8.6	ug/kg wet	2920	88	45-120			
Hexachlorocyclopentadiene		3310	170	51	ug/kg wet	2640	80	31-120			
Hexachloroethane		3310	170	13	ug/kg wet	2620	79	41-120			
Indeno(1,2,3-cd)pyrene		3310	170	4.6	ug/kg wet	3360	102	56-149			
Isophorone		3310	170	8.4	ug/kg wet	3020	91	56-120			
Naphthalene		3310	170	2.8	ug/kg wet	3080	93	46-120			
Nitrobenzene		3310	170	7.4	ug/kg wet	3190	96	49-120			
N-Nitrosodi-n-propylamine		3310	170	13	ug/kg wet	3220	97	46-120			
N-Nitrosodiphenylamine		3310	170	9.2	ug/kg wet	4120	124	20-119			L5
Pentachlorophenol		3310	330	57	ug/kg wet	2850	86	33-136			
Phenanthrene		3310	170	3.5	ug/kg wet	3430	104	60-130			
Phenol		3310	170	18	ug/kg wet	2930	89	36-120			
Pyrene		3310	170	1.1	ug/kg wet	3480	105	51-133			
Surrogate: 2,4,6-Tribromophenol					*ug/kg wet*		*99*	*39-146*			
Surrogate: 2-Fluorobiphenyl					*ug/kg wet*		*97*	*37-120*			
Surrogate: 2-Fluorophenol					*ug/kg wet*		*78*	*18-120*			
Surrogate: Nitrobenzene-d5					*ug/kg wet*		*103*	*34-132*			
Surrogate: Phenol-d5					*ug/kg wet*		*86*	*11-120*			
Surrogate: p-Terphenyl-d14					*ug/kg wet*		*91*	*58-147*			
LCS Dup Analyzed: 10/23/09 (Lab Number:9J20078-BSD1, Batch: 9J20078)											
2,4,5-Trichlorophenol		3320	170	37	ug/kg wet	2910	87	59-126	11	18	
2,4,6-Trichlorophenol		3320	170	11	ug/kg wet	2880	87	59-123	10	19	
2,4-Dichlorophenol		3320	170	8.8	ug/kg wet	2940	89	52-120	9	19	
2,4-Dimethylphenol		3320	170	45	ug/kg wet	2750	83	36-120	13	42	
2,4-Dinitrophenol		3320	330	59	ug/kg wet	2620	79	35-146	17	22	
2,4-Dinitrotoluene		3320	170	26	ug/kg wet	3150	95	55-125	12	20	
2,6-Dinitrotoluene		3320	170	41	ug/kg wet	3210	97	66-128	11	15	
2-Chloronaphthalene		3320	170	11	ug/kg wet	2830	85	57-120	10	21	
2-Chlorophenol		3320	170	8.6	ug/kg wet	2560	77	38-120	12	25	

Benchmark Environmental & Engineering Science
2558 Hamburg Turnpike, Suite 300
Lackawanna, NY 14218

SDG Number: RSJ0658

Project: Benchmark - Solsil site
Project Number: TURN-0002

Received: 10/09/09-10/14/09
Reported: 11/03/09 16:08

LABORATORY QC DATA

Analyte	Source Result	Spike Level	RL	MDL	Units	Result	% REC	% REC Limits	% RPD	RPD Limit	Data Qualifiers
Semivolatile Organics by GC/MS											
LCS Dup Analyzed: 10/23/09 (Lab Number:9J20078-BSD1, Batch: 9J20078)											
2-Methylnaphthalene		3320	170	2.0	ug/kg wet	2930	88	47-120	12	21	
2-Methylphenol		3320	170	5.2	ug/kg wet	2810	85	48-120	10	27	
2-Nitroaniline		3320	330	54	ug/kg wet	3590	108	61-130	11	15	
2-Nitrophenol		3320	170	7.7	ug/kg wet	2790	84	50-120	10	18	
3,3'-Dichlorobenzidine		3320	170	150	ug/kg wet	3700	111	48-126	7	25	
3-Nitroaniline		3320	330	39	ug/kg wet	3050	92	61-127	9	19	
4,6-Dinitro-2-methylphenol		3320	330	58	ug/kg wet	3580	108	49-155	12	15	
4-Bromophenyl phenyl ether		3320	170	54	ug/kg wet	3050	92	58-131	9	15	
4-Chloro-3-methylphenol		3320	170	6.9	ug/kg wet	3010	91	49-125	14	27	
4-Chloroaniline		3320	170	49	ug/kg wet	2830	85	49-120	10	22	
4-Chlorophenyl phenyl ether		3320	170	3.6	ug/kg wet	2740	82	63-124	11	16	
4-Methylphenol		3320	170	9.4	ug/kg wet	2950	89	50-119	8	24	
4-Nitroaniline		3320	330	19	ug/kg wet	2940	88	63-128	13	24	
4-Nitrophenol		3320	330	41	ug/kg wet	3340	101	43-137	15	25	
Acenaphthene		3320	170	2.0	ug/kg wet	3010	91	53-120	10	35	
Acenaphthylene		3320	170	1.4	ug/kg wet	2920	88	58-121	9	18	
Acetophenone		3320	170	8.6	ug/kg wet	2650	80	66-120	11	20	
Anthracene		3320	170	4.3	ug/kg wet	3030	91	62-129	10	15	
Atrazine		3320	170	7.5	ug/kg wet	2970	89	73-133	6	20	
Benzaldehyde		3320	170	18	ug/kg wet	2840	86	21-120	0.9	20	
Benzo(a)anthracene		3320	170	2.9	ug/kg wet	2940	88	65-133	11	15	
Benzo(a)pyrene		3320	170	4.1	ug/kg wet	3120	94	64-127	12	15	
Benzo(b)fluoranthene		3320	170	3.3	ug/kg wet	2810	85	64-135	19	15	R2
Benzo(ghi)perylene		3320	170	2.0	ug/kg wet	2800	84	50-152	15	15	
Benzo(k)fluoranthene		3320	170	1.9	ug/kg wet	3190	96	58-138	0.9	22	
Biphenyl		3320	170	10	ug/kg wet	2700	81	71-120	9	20	
Bis(2-chloroethoxy)methane		3320	170	9.1	ug/kg wet	2130	64	61-133	11	17	
Bis(2-chloroethyl)ether		3320	170	15	ug/kg wet	2400	72	45-120	10	21	
2,2'-Oxybis(1-Chloropropane)		3320	170	18	ug/kg wet	3030	91	44-120	8	24	
Bis(2-ethylhexyl) phthalate		3320	170	54	ug/kg wet	2970	89	61-133	11	15	
Butyl benzyl phthalate		3320	170	45	ug/kg wet	3190	96	61-129	12	16	
Caprolactam		3320	170	73	ug/kg wet	2930	88	54-133	15	20	
Carbazole		3320	170	1.9	ug/kg wet	3000	90	59-129	12	20	
Chrysene		3320	170	1.7	ug/kg wet	3080	93	64-131	8	15	

Benchmark Environmental & Engineering Science
2558 Hamburg Turnpike, Suite 300
Lackawanna, NY 14218

SDG Number: RSJ0658

Project: Benchmark - Solsil site
Project Number: TURN-0002

Received: 10/09/09-10/14/09
Reported: 11/03/09 16:08

LABORATORY QC DATA

Analyte	Source Result	Spike Level	RL	MDL	Units	Result	% REC	% REC Limits	% RPD	RPD Limit	Data Qualifiers
Semivolatile Organics by GC/MS											
LCS Dup Analyzed: 10/23/09 (Lab Number:9J20078-BSD1, Batch: 9J20078)											
Dibenzo(a,h)anthracene		3320	170	2.0	ug/kg wet	2880	87	54-148	13	15	
Dibenzofuran		3320	170	1.8	ug/kg wet	2880	87	56-120	10	15	
Diethyl phthalate		3320	170	5.1	ug/kg wet	3120	94	66-126	10	15	
Dimethyl phthalate		3320	170	4.4	ug/kg wet	2980	90	65-124	12	15	
Di-n-butyl phthalate		3320	170	58	ug/kg wet	2980	90	58-130	13	15	
Di-n-octyl phthalate		3320	170	3.9	ug/kg wet	2970	89	62-133	11	16	
Fluoranthene		3320	170	2.4	ug/kg wet	2980	90	62-131	11	15	
Fluorene		3320	170	3.9	ug/kg wet	3040	92	63-126	11	15	
Hexachlorobenzene		3320	170	8.4	ug/kg wet	2720	82	60-132	12	15	
Hexachlorobutadiene		3320	170	8.6	ug/kg wet	2610	79	45-120	11	44	
Hexachlorocyclopentadiene		3320	170	51	ug/kg wet	2530	76	31-120	4	49	
Hexachloroethane		3320	170	13	ug/kg wet	2490	75	41-120	5	46	
Indeno(1,2,3-cd)pyrene		3320	170	4.7	ug/kg wet	2940	88	56-149	14	15	
Isophorone		3320	170	8.4	ug/kg wet	2680	81	56-120	12	17	
Naphthalene		3320	170	2.8	ug/kg wet	2750	83	46-120	11	29	
Nitrobenzene		3320	170	7.5	ug/kg wet	2870	86	49-120	10	24	
N-Nitrosodi-n-propylamine		3320	170	13	ug/kg wet	2920	88	46-120	10	31	
N-Nitrosodiphenylamine		3320	170	9.2	ug/kg wet	3700	111	20-119	11	15	
Pentachlorophenol		3320	330	58	ug/kg wet	2400	72	33-136	17	35	
Phenanthrene		3320	170	3.5	ug/kg wet	3060	92	60-130	11	15	
Phenol		3320	170	18	ug/kg wet	2670	80	36-120	9	35	
Pyrene		3320	170	1.1	ug/kg wet	3140	95	51-133	10	35	
Surrogate: 2,4,6-Tribromophenol					*ug/kg wet*		*88*	*39-146*			
Surrogate: 2-Fluorobiphenyl					*ug/kg wet*		*88*	*37-120*			
Surrogate: 2-Fluorophenol					*ug/kg wet*		*72*	*18-120*			
Surrogate: Nitrobenzene-d5					*ug/kg wet*		*91*	*34-132*			
Surrogate: Phenol-d5					*ug/kg wet*		*79*	*11-120*			
Surrogate: p-Terphenyl-d14					*ug/kg wet*		*82*	*58-147*			

Benchmark Environmental & Engineering Science
2558 Hamburg Turnpike, Suite 300
Lackawanna, NY 14218

SDG Number: RSJ0658

Project: Benchmark - Solsil site
Project Number: TURN-0002

Received: 10/09/09-10/14/09
Reported: 11/03/09 16:08

LABORATORY QC DATA

Analyte	Source Result	Spike Level	RL	MDL	Units	Result	% REC	% REC Limits	% RPD	RPD Limit	Data Qualifiers
Polychlorinated Biphenyls by EPA Method 8082											
Blank Analyzed: 10/14/09 (Lab Number:9J12079-BLK1, Batch: 9J12079)											
Aroclor 1016			17	3.2	ug/kg wet	ND					QSU
Aroclor 1016 [2C]			17	3.2	ug/kg wet	ND					QSU
Aroclor 1221			17	3.2	ug/kg wet	ND					QSU
Aroclor 1221 [2C]			17	3.2	ug/kg wet	ND					QSU
Aroclor 1232			17	3.2	ug/kg wet	ND					QSU
Aroclor 1232 [2C]			17	3.2	ug/kg wet	ND					QSU
Aroclor 1242			17	3.6	ug/kg wet	ND					QSU
Aroclor 1242 [2C]			17	3.6	ug/kg wet	ND					QSU
Aroclor 1248			17	3.2	ug/kg wet	ND					QSU
Aroclor 1248 [2C]			17	3.2	ug/kg wet	ND					QSU
Aroclor 1254			17	3.5	ug/kg wet	ND					QSU
Aroclor 1254 [2C]			17	3.5	ug/kg wet	ND					QSU
Aroclor 1260			17	3.5	ug/kg wet	ND					QSU
Aroclor 1260 [2C]			17	3.5	ug/kg wet	ND					QSU
Surrogate: Decachlorobiphenyl					*ug/kg wet*		*96*	*34-148*			*QSU*
Surrogate: Decachlorobiphenyl [2C]					*ug/kg wet*		*96*	*34-148*			*QSU*
Surrogate: Tetrachloro-m-xylene					*ug/kg wet*		*90*	*35-134*			*QSU*
Surrogate: Tetrachloro-m-xylene					*ug/kg wet*		*77*	*35-134*			*QSU*
LCS Analyzed: 10/14/09 (Lab Number:9J12079-BS1, Batch: 9J12079)											
Aroclor 1016		164	16	3.2	ug/kg wet	145	88	59-154			QSU
Aroclor 1016 [2C]		164	16	3.2	ug/kg wet	121	74	59-154			QSU
Aroclor 1221			16	3.2	ug/kg wet	ND					QSU
Aroclor 1221 [2C]			16	3.2	ug/kg wet	ND					QSU
Aroclor 1232			16	3.2	ug/kg wet	ND					QSU
Aroclor 1232 [2C]			16	3.2	ug/kg wet	ND					QSU
Aroclor 1242			16	3.6	ug/kg wet	ND					QSU
Aroclor 1242 [2C]			16	3.6	ug/kg wet	ND					QSU
Aroclor 1248			16	3.2	ug/kg wet	ND					QSU
Aroclor 1248 [2C]			16	3.2	ug/kg wet	ND					QSU
Aroclor 1254			16	3.5	ug/kg wet	ND					QSU
Aroclor 1254 [2C]			16	3.5	ug/kg wet	ND					QSU
Aroclor 1260		164	16	3.5	ug/kg wet	170	104	51-179			QSU
Aroclor 1260 [2C]		164	16	3.5	ug/kg wet	141	86	51-179			QSU
Surrogate: Decachlorobiphenyl					*ug/kg wet*		*111*	*34-148*			*QSU*

Benchmark Environmental & Engineering Science
2558 Hamburg Turnpike, Suite 300
Lackawanna, NY 14218

SDG Number: RSJ0658

Project: Benchmark - Solsil site
Project Number: TURN-0002

Received: 10/09/09-10/14/09
Reported: 11/03/09 16:08

LABORATORY QC DATA

Analyte	Source Result	Spike Level	RL	MDL	Units	Result	% REC	% REC Limits	% RPD	RPD Limit	Data Qualifiers
Polychlorinated Biphenyls by EPA Method 8082											
LCS Analyzed: 10/14/09 (Lab Number:9J12079-BS1, Batch: 9J12079)											
Surrogate: Decachlorobiphenyl [2C]					*ug/kg wet*		*93*	*34-148*			*QSU*
Surrogate: Tetrachloro-m-xylene					*ug/kg wet*		*97*	*35-134*			*QSU*
Surrogate: Tetrachloro-m-xylene					*ug/kg wet*		*76*	*35-134*			*QSU*
Polychlorinated Biphenyls by EPA Method 8082											
Blank Analyzed: 10/15/09 (Lab Number:9J14036-BLK1, Batch: 9J14036)											
Aroclor 1016			16	3.2	ug/kg wet	ND					QSU
Aroclor 1016 [2C]			16	3.2	ug/kg wet	ND					QSU
Aroclor 1221			16	3.2	ug/kg wet	ND					QSU
Aroclor 1221 [2C]			16	3.2	ug/kg wet	ND					QSU
Aroclor 1232			16	3.2	ug/kg wet	ND					QSU
Aroclor 1232 [2C]			16	3.2	ug/kg wet	ND					QSU
Aroclor 1242			16	3.5	ug/kg wet	ND					QSU
Aroclor 1242 [2C]			16	3.5	ug/kg wet	ND					QSU
Aroclor 1248			16	3.2	ug/kg wet	ND					QSU
Aroclor 1248 [2C]			16	3.2	ug/kg wet	ND					QSU
Aroclor 1254			16	3.4	ug/kg wet	ND					QSU
Aroclor 1254 [2C]			16	3.4	ug/kg wet	ND					QSU
Aroclor 1260			16	3.4	ug/kg wet	ND					QSU
Aroclor 1260 [2C]			16	3.4	ug/kg wet	ND					QSU
Surrogate: Decachlorobiphenyl					*ug/kg wet*		*92*	*34-148*			*QSU*
Surrogate: Decachlorobiphenyl [2C]					*ug/kg wet*		*84*	*34-148*			*QSU*
Surrogate: Tetrachloro-m-xylene					*ug/kg wet*		*86*	*35-134*			*QSU*
Surrogate: Tetrachloro-m-xylene					*ug/kg wet*		*74*	*35-134*			*QSU*
LCS Analyzed: 10/15/09 (Lab Number:9J14036-BS1, Batch: 9J14036)											
Aroclor 1016		164	16	3.2	ug/kg wet	147	90	59-154			QSU
Aroclor 1016 [2C]		164	16	3.2	ug/kg wet	119	73	59-154			QSU
Aroclor 1221			16	3.2	ug/kg wet	ND					QSU
Aroclor 1221 [2C]			16	3.2	ug/kg wet	ND					QSU
Aroclor 1232			16	3.2	ug/kg wet	ND					QSU
Aroclor 1232 [2C]			16	3.2	ug/kg wet	ND					QSU
Aroclor 1242			16	3.6	ug/kg wet	ND					QSU
Aroclor 1242 [2C]			16	3.6	ug/kg wet	ND					QSU

Benchmark Environmental & Engineering Science
2558 Hamburg Turnpike, Suite 300
Lackawanna, NY 14218

SDG Number: RSJ0658

Project: Benchmark - Solsil site
Project Number: TURN-0002

Received: 10/09/09-10/14/09
Reported: 11/03/09 16:08

LABORATORY QC DATA

Analyte	Source Result	Spike Level	RL	MDL	Units	Result	% REC	% REC Limits	% RPD	RPD Limit	Data Qualifiers
Polychlorinated Biphenyls by EPA Method 8082											
LCS Analyzed: 10/15/09 (Lab Number:9J14036-BS1, Batch: 9J14036)											
Aroclor 1248			16	3.2	ug/kg wet	ND					QSU
Aroclor 1248 [2C]			16	3.2	ug/kg wet	ND					QSU
Aroclor 1254			16	3.5	ug/kg wet	ND					QSU
Aroclor 1254 [2C]			16	3.5	ug/kg wet	ND					QSU
Aroclor 1260		164	16	3.5	ug/kg wet	169	103	51-179			QSU
Aroclor 1260 [2C]		164	16	3.5	ug/kg wet	142	87	51-179			QSU
Surrogate: Decachlorobiphenyl					*ug/kg wet*		*107*	*34-148*			*QSU*
Surrogate: Decachlorobiphenyl [2C]					*ug/kg wet*		*88*	*34-148*			*QSU*
Surrogate: Tetrachloro-m-xylene					*ug/kg wet*		*94*	*35-134*			*QSU*
Surrogate: Tetrachloro-m-xylene					*ug/kg wet*		*74*	*35-134*			*QSU*
LCS Dup Analyzed: 10/15/09 (Lab Number:9J14036-BSD1, Batch: 9J14036)											
Aroclor 1016		162	16	3.2	ug/kg wet	144	89	59-154	2	50	QSU
Aroclor 1016 [2C]		162	16	3.2	ug/kg wet	118	73	59-154	1	50	QSU
Aroclor 1221			16	3.2	ug/kg wet	ND					QSU
Aroclor 1221 [2C]			16	3.2	ug/kg wet	ND					QSU
Aroclor 1232			16	3.2	ug/kg wet	ND					QSU
Aroclor 1232 [2C]			16	3.2	ug/kg wet	ND					QSU
Aroclor 1242			16	3.5	ug/kg wet	ND					QSU
Aroclor 1242 [2C]			16	3.5	ug/kg wet	ND					QSU
Aroclor 1248			16	3.2	ug/kg wet	ND					QSU
Aroclor 1248 [2C]			16	3.2	ug/kg wet	ND					QSU
Aroclor 1254			16	3.4	ug/kg wet	ND					QSU
Aroclor 1254 [2C]			16	3.4	ug/kg wet	ND					QSU
Aroclor 1260		162	16	3.4	ug/kg wet	169	104	51-179	0.3	50	QSU
Aroclor 1260 [2C]		162	16	3.4	ug/kg wet	140	87	51-179	2	50	QSU
Surrogate: Decachlorobiphenyl					*ug/kg wet*		*101*	*34-148*			*QSU*
Surrogate: Decachlorobiphenyl [2C]					*ug/kg wet*		*83*	*34-148*			*QSU*
Surrogate: Tetrachloro-m-xylene					*ug/kg wet*		*94*	*35-134*			*QSU*
Surrogate: Tetrachloro-m-xylene					*ug/kg wet*		*73*	*35-134*			*QSU*
Polychlorinated Biphenyls by EPA Method 8082											
Blank Analyzed: 10/16/09 (Lab Number:9J14120-BLK1, Batch: 9J14120)											
Aroclor 1016			17	3.2	ug/kg wet	ND					QSU

Benchmark Environmental & Engineering Science
2558 Hamburg Turnpike, Suite 300
Lackawanna, NY 14218

SDG Number: RSJ0658

Project: Benchmark - Solsil site
Project Number: TURN-0002

Received: 10/09/09-10/14/09
Reported: 11/03/09 16:08

LABORATORY QC DATA

Analyte	Source Result	Spike Level	RL	MDL	Units	Result	% REC	% REC Limits	% RPD	RPD Limit	Data Qualifiers
Polychlorinated Biphenyls by EPA Method 8082											
Blank Analyzed: 10/16/09 (Lab Number:9J14120-BLK1, Batch: 9J14120)											
Aroclor 1016 [2C]			17	3.2	ug/kg wet	ND					QSU
Aroclor 1221			17	3.2	ug/kg wet	ND					QSU
Aroclor 1221 [2C]			17	3.2	ug/kg wet	ND					QSU
Aroclor 1232			17	3.2	ug/kg wet	ND					QSU
Aroclor 1232 [2C]			17	3.2	ug/kg wet	ND					QSU
Aroclor 1242			17	3.6	ug/kg wet	ND					QSU
Aroclor 1242 [2C]			17	3.6	ug/kg wet	ND					QSU
Aroclor 1248			17	3.2	ug/kg wet	ND					QSU
Aroclor 1248 [2C]			17	3.2	ug/kg wet	ND					QSU
Aroclor 1254			17	3.5	ug/kg wet	ND					QSU
Aroclor 1254 [2C]			17	3.5	ug/kg wet	ND					QSU
Aroclor 1260			17	3.5	ug/kg wet	ND					QSU
Aroclor 1260 [2C]			17	3.5	ug/kg wet	ND					QSU
Surrogate: Decachlorobiphenyl					*ug/kg wet*		*102*	*34-148*			*QSU*
Surrogate: Decachlorobiphenyl [2C]					*ug/kg wet*		*94*	*34-148*			*QSU*
Surrogate: Tetrachloro-m-xylene					*ug/kg wet*		*88*	*35-134*			*QSU*
Surrogate: Tetrachloro-m-xylene					*ug/kg wet*		*75*	*35-134*			*QSU*
LCS Analyzed: 10/16/09 (Lab Number:9J14120-BS1, Batch: 9J14120)											
Aroclor 1016		166	17	3.2	ug/kg wet	145	87	59-154			QSU
Aroclor 1016 [2C]		166	17	3.2	ug/kg wet	117	71	59-154			QSU
Aroclor 1221			17	3.2	ug/kg wet	ND					QSU
Aroclor 1221 [2C]			17	3.2	ug/kg wet	ND					QSU
Aroclor 1232			17	3.2	ug/kg wet	ND					QSU
Aroclor 1232 [2C]			17	3.2	ug/kg wet	ND					QSU
Aroclor 1242			17	3.6	ug/kg wet	ND					QSU
Aroclor 1242 [2C]			17	3.6	ug/kg wet	ND					QSU
Aroclor 1248			17	3.2	ug/kg wet	ND					QSU
Aroclor 1248 [2C]			17	3.2	ug/kg wet	ND					QSU
Aroclor 1254			17	3.5	ug/kg wet	ND					QSU
Aroclor 1254 [2C]			17	3.5	ug/kg wet	ND					QSU
Aroclor 1260		166	17	3.5	ug/kg wet	178	107	51-179			QSU
Aroclor 1260 [2C]		166	17	3.5	ug/kg wet	144	87	51-179			QSU
Surrogate: Decachlorobiphenyl					*ug/kg wet*		*112*	*34-148*			*QSU*
Surrogate: Decachlorobiphenyl [2C]					*ug/kg wet*		*91*	*34-148*			*QSU*

Benchmark Environmental & Engineering Science
2558 Hamburg Turnpike, Suite 300
Lackawanna, NY 14218

SDG Number: RSJ0658

Project: Benchmark - Solsil site
Project Number: TURN-0002

Received: 10/09/09-10/14/09
Reported: 11/03/09 16:08

LABORATORY QC DATA

Analyte	Source Result	Spike Level	RL	MDL	Units	Result	% REC	% REC Limits	% RPD	RPD Limit	Data Qualifiers
Polychlorinated Biphenyls by EPA Method 8082											
LCS Analyzed: 10/16/09 (Lab Number:9J14120-BS1, Batch: 9J14120)											
Surrogate: Tetrachloro-m-xylene					*ug/kg wet*		*94*	*35-134*			*QSU*
Surrogate: Tetrachloro-m-xylene					*ug/kg wet*		*74*	*35-134*			*QSU*

Benchmark Environmental & Engineering Science
2558 Hamburg Turnpike, Suite 300
Lackawanna, NY 14218

SDG Number: RSJ0658

Project: Benchmark - Solsil site
Project Number: TURN-0002

Received: 10/09/09-10/14/09
Reported: 11/03/09 16:08

LABORATORY QC DATA

Analyte	Source Result	Spike Level	RL	MDL	Units	Result	% REC	% REC Limits	% RPD	RPD Limit	Data Qualifiers
Total Metals by SW 846 Series Methods											
Blank Analyzed: 10/15/09 (Lab Number:9J12051-BLK1, Batch: 9J12051)											
Aluminum			10.0	NR	mg/kg wet	ND					
Antimony			15.0	NR	mg/kg wet	ND					
Arsenic			2.0	NR	mg/kg wet	ND					
Barium			0.500	NR	mg/kg wet	ND					
Beryllium			0.200	NR	mg/kg wet	ND					
Cadmium			0.200	NR	mg/kg wet	ND					
Calcium			50.0	NR	mg/kg wet	ND					B
Chromium			0.500	NR	mg/kg wet	ND					
Cobalt			0.500	NR	mg/kg wet	ND					
Copper			1.0	NR	mg/kg wet	ND					
Iron			10.0	NR	mg/kg wet	ND					
Lead			1.0	NR	mg/kg wet	ND					
Magnesium			20.0	NR	mg/kg wet	ND					
Manganese			0.2	NR	mg/kg wet	ND					B
Nickel			5.00	NR	mg/kg wet	ND					
Potassium			30.0	NR	mg/kg wet	ND					
Selenium			4.0	NR	mg/kg wet	ND					
Silver			0.500	NR	mg/kg wet	ND					
Sodium			140	NR	mg/kg wet	ND					
Thallium			6.0	NR	mg/kg wet	ND					
Vanadium			0.500	NR	mg/kg wet	ND					
Zinc			2.0	NR	mg/kg wet	ND					B
Matrix Spike Analyzed: 10/15/09 (Lab Number:9J12051-MS2, Batch: 9J12051)											
QC Source Sample: RSJ0658-02											
Aluminum	8480	2350	11.7	NR	mg/kg dry	10300	79	75-125			
Antimony	ND	46.9	17.6	NR	mg/kg dry	16.5	35	75-125			M1
Arsenic	9.41	46.9	2.3	NR	mg/kg dry	50.4	87	75-125			
Barium	242	46.9	0.587	NR	mg/kg dry	371	275	75-125			MHA
Beryllium	1.23	46.9	0.235	NR	mg/kg dry	42.2	87	75-125			
Cadmium	0.285	46.9	0.235	NR	mg/kg dry	41.8	88	75-125			
Calcium	47500	2350	58.7	NR	mg/kg dry	40800	-286	75-125			MHA
Chromium	240	46.9	0.587	NR	mg/kg dry	1530	2760	75-125			MHA
Cobalt	28.4	46.9	0.587	NR	mg/kg dry	84.9	121	75-125			
Copper	124	46.9	1.2	NR	mg/kg dry	171	99	75-125			
Iron	25300	2350	11.7	NR	mg/kg dry	33400	348	75-125			MHA
Lead	52.6	46.9	1.2	NR	mg/kg dry	94.5	89	75-125			
Magnesium	17400	2350	23.5	NR	mg/kg dry	14100	-140	75-125			MHA

Benchmark Environmental & Engineering Science
2558 Hamburg Turnpike, Suite 300
Lackawanna, NY 14218

SDG Number: RSJ0658

Project: Benchmark - Solsil site
Project Number: TURN-0002

Received: 10/09/09-10/14/09
Reported: 11/03/09 16:08

LABORATORY QC DATA

Analyte	Source Result	Spike Level	RL	MDL	Units	Result	% REC	% REC Limits	% RPD	RPD Limit	Data Qualifiers
Total Metals by SW 846 Series Methods											
Matrix Spike Analyzed: 10/15/09 (Lab Number:9J12051-MS2, Batch: 9J12051)											
QC Source Sample: RSJ0658-02											
Manganese	1370	46.9	0.2	NR	mg/kg dry	1460	192	75-125			MHA
Nickel	497	46.9	5.87	NR	mg/kg dry	1300	1710	75-125			MHA
Potassium	1660	2350	35.2	NR	mg/kg dry	3820	92	75-125			
Selenium	ND	46.9	4.7	NR	mg/kg dry	40.4	86	75-125			
Silver	0.151	11.7	0.587	NR	mg/kg dry	11.1	93	75-125			
Sodium	343	2350	164	NR	mg/kg dry	2540	93	75-125			
Thallium	2.68	46.9	7.0	NR	mg/kg dry	44.5	89	75-125			
Vanadium	24.2	46.9	0.587	NR	mg/kg dry	71.8	102	75-125			
Zinc	316	46.9	2.3	NR	mg/kg dry	361	96	75-125			
Matrix Spike Dup Analyzed: 10/15/09 (Lab Number:9J12051-MSD2, Batch: 9J12051)											
QC Source Sample: RSJ0658-02											
Aluminum	8480	2180	10.9	NR	mg/kg dry	9980	69	75-125	3	20	M1
Antimony	ND	43.6	16.3	NR	mg/kg dry	16.3	37	75-125	0.8	20	M1
Arsenic	9.41	43.6	2.2	NR	mg/kg dry	48.4	89	75-125	4	20	
Barium	242	43.6	0.545	NR	mg/kg dry	318	174	75-125	15	20	MHA
Beryllium	1.23	43.6	0.218	NR	mg/kg dry	40.1	89	75-125	5	20	
Cadmium	0.285	43.6	0.218	NR	mg/kg dry	39.7	90	75-125	5	20	
Calcium	47500	2180	54.5	NR	mg/kg dry	43400	-188	75-125	6	20	MHA
Chromium	240	43.6	0.545	NR	mg/kg dry	333	214	75-125	129	20	MHA,R3
Cobalt	28.4	43.6	0.545	NR	mg/kg dry	68.0	91	75-125	22	20	M1,R3
Copper	124	43.6	1.1	NR	mg/kg dry	130	13	75-125	27	20	MHA,R3
Iron	25300	2180	10.9	NR	mg/kg dry	25100	-10	75-125	29	20	MHA,R3
Lead	52.6	43.6	1.1	NR	mg/kg dry	87.0	79	75-125	8	20	
Magnesium	17400	2180	21.8	NR	mg/kg dry	14600	-130	75-125	3	20	MHA
Manganese	1370	43.6	0.2	NR	mg/kg dry	1340	-81	75-125	9	20	M1
Nickel	497	43.6	5.45	NR	mg/kg dry	358	-319	75-125	114	20	MHA,R3
Potassium	1660	2180	32.7	NR	mg/kg dry	3620	90	75-125	5	20	
Selenium	ND	43.6	4.4	NR	mg/kg dry	37.7	87	75-125	7	20	
Silver	0.151	10.9	0.545	NR	mg/kg dry	10.4	94	75-125	6	20	
Sodium	343	2180	153	NR	mg/kg dry	2490	98	75-125	2	20	
Thallium	2.68	43.6	6.5	NR	mg/kg dry	40.9	88	75-125	8	20	
Vanadium	24.2	43.6	0.545	NR	mg/kg dry	63.7	91	75-125	12	20	
Zinc	316	43.6	2.2	NR	mg/kg dry	379	145	75-125	5	20	MHA
Reference Analyzed: 10/15/09 (Lab Number:9J12051-SRM1, Batch: 9J12051)											
Aluminum		11000	10.0	NR	mg/kg wet	8990	82	55.7-143.6			
Antimony		81.6	15.0	NR	mg/kg wet	42.6	52	0-203.7			

Benchmark Environmental & Engineering Science
2558 Hamburg Turnpike, Suite 300
Lackawanna, NY 14218

SDG Number: RSJ0658

Project: Benchmark - Solsil site
Project Number: TURN-0002

Received: 10/09/09-10/14/09
Reported: 11/03/09 16:08

LABORATORY QC DATA

Analyte	Source Result	Spike Level	RL	MDL	Units	Result	% REC	% REC Limits	% RPD	RPD Limit	Data Qualifiers
Total Metals by SW 846 Series Methods											
Reference Analyzed: 10/15/09 (Lab Number:9J12051-SRM1, Batch: 9J12051)											
Arsenic		158	2.0	NR	mg/kg wet	145	92	81.6-118.4			
Barium		348	0.501	NR	mg/kg wet	318	91	80.7-119.3			
Beryllium		106	0.200	NR	mg/kg wet	96.3	91	81.6-118.9			
Cadmium		187	0.200	NR	mg/kg wet	173	92	82.4-117.6			
Calcium		9660	50.1	NR	mg/kg wet	8990	93	80.8-119.2			
Chromium		89.6	0.501	NR	mg/kg wet	82.5	92	78.8-120.7			
Cobalt		277	0.501	NR	mg/kg wet	267	96	80.9-119.1			
Copper		129	1.0	NR	mg/kg wet	121	94	83.7-117.1			
Iron		18600	10.0	NR	mg/kg wet	14800	80	50.4-148.9			
Lead		172	1.0	NR	mg/kg wet	164	95	79.1-120.3			
Magnesium		5040	20.0	NR	mg/kg wet	4660	93	78.7-121.3			
Manganese		634	0.2	NR	mg/kg wet	588	93	81.8-118			
Nickel		99.1	5.01	NR	mg/kg wet	94.0	95	81.2-119.2			
Potassium		4010	30.0	NR	mg/kg wet	3770	94	73.6-126.4			
Selenium		148	4.0	NR	mg/kg wet	137	93	78.4-120.9			
Silver		66.1	0.501	NR	mg/kg wet	62.2	94	66.2-133.6			
Sodium		884	140	NR	mg/kg wet	840	95	73.7-125.7			
Thallium		268	6.0	NR	mg/kg wet	259	96	77.6-122.4			
Vanadium		194	0.501	NR	mg/kg wet	180	92	79.4-120.1			
Zinc		394	2.0	NR	mg/kg wet	363	92	80.5-119.3			
Total Metals by SW 846 Series Methods											
Blank Analyzed: 10/14/09 (Lab Number:9J13012-BLK1, Batch: 9J13012)											
Aluminum			10.0	NR	mg/kg wet	ND					
Antimony			15.0	NR	mg/kg wet	ND					
Arsenic			2.0	NR	mg/kg wet	ND					

Benchmark Environmental & Engineering Science
2558 Hamburg Turnpike, Suite 300
Lackawanna, NY 14218

SDG Number: RSJ0658

Project: Benchmark - Solsil site
Project Number: TURN-0002

Received: 10/09/09-10/14/09
Reported: 11/03/09 16:08

LABORATORY QC DATA

Analyte	Source Result	Spike Level	RL	MDL	Units	Result	% REC	% REC Limits	% RPD	RPD Limit	Data Qualifiers
Total Metals by SW 846 Series Methods											
Blank Analyzed: 10/14/09 (Lab Number:9J13012-BLK1, Batch: 9J13012)											
Barium			0.500	NR	mg/kg wet	ND					
Beryllium			0.200	NR	mg/kg wet	ND					
Cadmium			0.200	NR	mg/kg wet	ND					
Calcium			50.0	NR	mg/kg wet	ND					
Chromium			0.500	NR	mg/kg wet	ND					
Cobalt			0.500	NR	mg/kg wet	ND					
Copper			1.0	NR	mg/kg wet	ND					
Iron			10.0	NR	mg/kg wet	ND					
Lead			1.0	NR	mg/kg wet	ND					
Magnesium			20.0	NR	mg/kg wet	ND					
Manganese			0.2	NR	mg/kg wet	ND					
Nickel			5.00	NR	mg/kg wet	ND					
Potassium			30.0	NR	mg/kg wet	ND					
Selenium			4.0	NR	mg/kg wet	ND					
Silver			0.500	NR	mg/kg wet	ND					
Sodium			140	NR	mg/kg wet	ND					
Thallium			6.0	NR	mg/kg wet	ND					
Vanadium			0.500	NR	mg/kg wet	ND					
Zinc			2.0	NR	mg/kg wet	ND					B
Reference Analyzed: 10/14/09 (Lab Number:9J13012-SRM1, Batch: 9J13012)											
Aluminum		11000	10.0	NR	mg/kg wet	9300	85	55.7-143.6			
Antimony		81.5	15.0	NR	mg/kg wet	67.5	83	0-203.7			
Arsenic		158	2.0	NR	mg/kg wet	152	96	81.6-118.4			
Barium		348	0.500	NR	mg/kg wet	330	95	80.7-119.3			
Beryllium		106	0.200	NR	mg/kg wet	98.5	93	81.6-118.9			
Cadmium		187	0.200	NR	mg/kg wet	174	93	82.4-117.6			
Calcium		9650	50.0	NR	mg/kg wet	9040	94	80.8-119.2			
Chromium		89.5	0.500	NR	mg/kg wet	83.7	94	78.8-120.7			
Cobalt		277	0.500	NR	mg/kg wet	266	96	80.9-119.1			
Copper		129	1.0	NR	mg/kg wet	125	97	83.7-117.1			
Iron		18600	10.0	NR	mg/kg wet	17100	92	50.4-148.9			

Benchmark Environmental & Engineering Science
2558 Hamburg Turnpike, Suite 300
Lackawanna, NY 14218

SDG Number: RSJ0658

Project: Benchmark - Solsil site
Project Number: TURN-0002

Received: 10/09/09-10/14/09
Reported: 11/03/09 16:08

LABORATORY QC DATA

Analyte	Source Result	Spike Level	RL	MDL	Units	Result	% REC	% REC Limits	% RPD	RPD Limit	Data Qualifiers
Total Metals by SW 846 Series Methods											
Reference Analyzed: 10/14/09 (Lab Number:9J13012-SRM1, Batch: 9J13012)											
Lead		172	1.0	NR	mg/kg wet	164	95	79.1-120.3			
Magnesium		5030	20.0	NR	mg/kg wet	4710	94	78.7-121.3			
Manganese		633	0.2	NR	mg/kg wet	614	97	81.8-118			
Nickel		99.0	5.00	NR	mg/kg wet	94.2	95	81.2-119.2			
Potassium		4010	30.0	NR	mg/kg wet	3880	97	73.6-126.4			
Selenium		148	4.0	NR	mg/kg wet	145	98	78.4-120.9			
Silver		66.0	0.500	NR	mg/kg wet	61.6	93	66.2-133.6			
Sodium		883	140	NR	mg/kg wet	805	91	73.7-125.7			
Thallium		268	6.0	NR	mg/kg wet	264	98	77.6-122.4			
Vanadium		194	0.500	NR	mg/kg wet	186	96	79.4-120.1			
Zinc		394	2.0	NR	mg/kg wet	375	95	80.5-119.3			
Total Metals by SW 846 Series Methods											
Blank Analyzed: 10/13/09 (Lab Number:9J13026-BLK1, Batch: 9J13026)											
Mercury			0.0208	NR	mg/kg wet	ND					
Reference Analyzed: 10/13/09 (Lab Number:9J13026-SRM1, Batch: 9J13026)											
Mercury		6.82	0.365	NR	mg/kg wet	8.09	119	71.8-128.2			
Total Metals by SW 846 Series Methods											
Blank Analyzed: 10/14/09 (Lab Number:9J13028-BLK1, Batch: 9J13028)											
Mercury			0.0195	NR	mg/kg wet	ND					
Matrix Spike Analyzed: 10/14/09 (Lab Number:9J13028-MS1, Batch: 9J13028)											
QC Source Sample: RSJ0658-02											
Mercury	0.0261	0.389	0.0233	NR	mg/kg dry	0.404	97	75-125			
Matrix Spike Dup Analyzed: 10/14/09 (Lab Number:9J13028-MSD1, Batch: 9J13028)											
QC Source Sample: RSJ0658-02											
Mercury	0.0261	0.365	0.0219	NR	mg/kg dry	0.378	96	75-125	7	20	
Reference Analyzed: 10/14/09 (Lab Number:9J13028-SRM1, Batch: 9J13028)											

Benchmark Environmental & Engineering Science
2558 Hamburg Turnpike, Suite 300
Lackawanna, NY 14218

SDG Number: RSJ0658

Project: Benchmark - Solsil site
Project Number: TURN-0002

Received: 10/09/09-10/14/09
Reported: 11/03/09 16:08

LABORATORY QC DATA

Analyte	Source Result	Spike Level	RL	MDL	Units	Result	% REC	% REC Limits	% RPD	RPD Limit	Data Qualifiers
Total Metals by SW 846 Series Methods											
Reference Analyzed: 10/14/09 (Lab Number:9J13028-SRM1, Batch: 9J13028)											
Mercury		6.80	0.382	NR	mg/kg wet	5.94	87	71.8-128.2			
Total Metals by SW 846 Series Methods											
Blank Analyzed: 10/15/09 (Lab Number:9J13083-BLK1, Batch: 9J13083)											
Aluminum			10.0	NR	mg/kg wet	ND					
Antimony			15.0	NR	mg/kg wet	ND					
Arsenic			2.0	NR	mg/kg wet	ND					
Barium			0.500	NR	mg/kg wet	ND					
Beryllium			0.200	NR	mg/kg wet	ND					
Cadmium			0.200	NR	mg/kg wet	ND					
Calcium			50.0	NR	mg/kg wet	ND					
Chromium			0.500	NR	mg/kg wet	ND					
Cobalt			0.500	NR	mg/kg wet	ND					
Copper			1.0	NR	mg/kg wet	ND					
Iron			10.0	NR	mg/kg wet	ND					
Lead			1.0	NR	mg/kg wet	ND					
Magnesium			20.0	NR	mg/kg wet	ND					
Manganese			0.2	NR	mg/kg wet	ND					B
Nickel			5.00	NR	mg/kg wet	ND					
Potassium			30.0	NR	mg/kg wet	ND					
Selenium			4.0	NR	mg/kg wet	ND					
Silver			0.500	NR	mg/kg wet	ND					
Sodium			140	NR	mg/kg wet	ND					
Thallium			6.0	NR	mg/kg wet	ND					
Vanadium			0.500	NR	mg/kg wet	ND					
Zinc			2.0	NR	mg/kg wet	ND					B
Reference Analyzed: 10/15/09 (Lab Number:9J13083-SRM1, Batch: 9J13083)											
Aluminum		11000	10.0	NR	mg/kg wet	8340	76	55.7-143.6			
Antimony		81.4	15.0	NR	mg/kg wet	55.1	68	0-203.7			
Arsenic		158	2.0	NR	mg/kg wet	135	86	81.6-118.4			
Barium		347	0.499	NR	mg/kg wet	296	85	80.7-119.3			
Beryllium		106	0.200	NR	mg/kg wet	91.1	86	81.6-118.9			
Cadmium		187	0.200	NR	mg/kg wet	165	89	82.4-117.6			

Benchmark Environmental & Engineering Science
2558 Hamburg Turnpike, Suite 300
Lackawanna, NY 14218

SDG Number: RSJ0658

Project: Benchmark - Solsil site
Project Number: TURN-0002

Received: 10/09/09-10/14/09
Reported: 11/03/09 16:08

LABORATORY QC DATA

Analyte	Source Result	Spike Level	RL	MDL	Units	Result	% REC	% REC Limits	% RPD	RPD Limit	Data Qualifiers
Total Metals by SW 846 Series Methods											
Reference Analyzed: 10/15/09 (Lab Number:9J13083-SRM1, Batch: 9J13083)											
Calcium		9630	49.9	NR	mg/kg wet	8540	89	80.8-119.2			
Chromium		89.4	0.499	NR	mg/kg wet	84.1	94	78.8-120.7			
Cobalt		277	0.499	NR	mg/kg wet	259	94	80.9-119.1			
Copper		129	1.0	NR	mg/kg wet	115	90	83.7-117.1			
Iron		18600	10.0	NR	mg/kg wet	13400	72	50.4-148.9			
Lead		172	1.0	NR	mg/kg wet	145	84	79.1-120.3			
Magnesium		5020	20.0	NR	mg/kg wet	4270	85	78.7-121.3			
Manganese		632	0.2	NR	mg/kg wet	571	90	81.8-118			
Nickel		98.8	4.99	NR	mg/kg wet	91.1	92	81.2-119.2			
Potassium		4000	30.0	NR	mg/kg wet	3450	86	73.6-126.4			
Selenium		148	4.0	NR	mg/kg wet	134	90	78.4-120.9			
Silver		65.9	0.499	NR	mg/kg wet	55.5	84	66.2-133.6			
Sodium		882	140	NR	mg/kg wet	831	94	73.7-125.7			
Thallium		268	6.0	NR	mg/kg wet	242	91	77.6-122.4			
Vanadium		194	0.499	NR	mg/kg wet	172	89	79.4-120.1			
Zinc		393	2.0	NR	mg/kg wet	357	91	80.5-119.3			
Total Metals by SW 846 Series Methods											
Blank Analyzed: 10/15/09 (Lab Number:9J14080-BLK1, Batch: 9J14080)											
Mercury			0.0198	NR	mg/kg wet	ND					
Reference Analyzed: 10/15/09 (Lab Number:9J14080-SRM1, Batch: 9J14080)											
Mercury		6.85	0.403	NR	mg/kg wet	6.39	93	71.8-128.2			
Total Metals by SW 846 Series Methods											
Blank Analyzed: 10/15/09 (Lab Number:9J15012-BLK1, Batch: 9J15012)											
Aluminum			10.0	NR	mg/kg wet	ND					
Antimony			15.0	NR	mg/kg wet	ND					

Benchmark Environmental & Engineering Science
2558 Hamburg Turnpike, Suite 300
Lackawanna, NY 14218

SDG Number: RSJ0658

Project: Benchmark - Solsil site
Project Number: TURN-0002

Received: 10/09/09-10/14/09
Reported: 11/03/09 16:08

LABORATORY QC DATA

Analyte	Source Result	Spike Level	RL	MDL	Units	Result	% REC	% REC Limits	% RPD	RPD Limit	Data Qualifiers
Total Metals by SW 846 Series Methods											
Blank Analyzed: 10/15/09 (Lab Number:9J15012-BLK1, Batch: 9J15012)											
Arsenic			2.0	NR	mg/kg wet	ND					
Barium			0.500	NR	mg/kg wet	ND					
Beryllium			0.200	NR	mg/kg wet	ND					
Cadmium			0.200	NR	mg/kg wet	ND					
Calcium			50.0	NR	mg/kg wet	ND					B
Chromium			0.500	NR	mg/kg wet	ND					
Cobalt			0.500	NR	mg/kg wet	ND					
Copper			1.0	NR	mg/kg wet	ND					
Iron			10.0	NR	mg/kg wet	ND					
Lead			1.0	NR	mg/kg wet	ND					
Magnesium			20.0	NR	mg/kg wet	ND					B
Manganese			0.2	NR	mg/kg wet	ND					B
Nickel			5.00	NR	mg/kg wet	ND					
Potassium			30.0	NR	mg/kg wet	ND					
Selenium			4.0	NR	mg/kg wet	ND					
Silver			0.500	NR	mg/kg wet	ND					
Sodium			140	NR	mg/kg wet	ND					
Thallium			6.0	NR	mg/kg wet	ND					
Vanadium			0.500	NR	mg/kg wet	ND					
Zinc			2.0	NR	mg/kg wet	ND					B
Reference Analyzed: 10/15/09 (Lab Number:9J15012-SRM1, Batch: 9J15012)											
Aluminum		11000	10.0	NR	mg/kg wet	8510	77	55.7-143.6			
Antimony		81.5	15.0	NR	mg/kg wet	42.0	52	0-203.7			
Arsenic		158	2.0	NR	mg/kg wet	135	85	81.6-118.4			
Barium		348	0.500	NR	mg/kg wet	293	84	80.7-119.3			
Beryllium		106	0.200	NR	mg/kg wet	90.5	85	81.6-118.9			
Cadmium		187	0.200	NR	mg/kg wet	159	85	82.4-117.6			
Calcium		9650	50.0	NR	mg/kg wet	8230	85	80.8-119.2			
Chromium		89.5	0.500	NR	mg/kg wet	78.9	88	78.8-120.7			
Cobalt		277	0.500	NR	mg/kg wet	246	89	80.9-119.1			
Copper		129	1.0	NR	mg/kg wet	114	88	83.7-117.1			

Benchmark Environmental & Engineering Science
2558 Hamburg Turnpike, Suite 300
Lackawanna, NY 14218

SDG Number: RSJ0658

Project: Benchmark - Solsil site
Project Number: TURN-0002

Received: 10/09/09-10/14/09
Reported: 11/03/09 16:08

LABORATORY QC DATA

Analyte	Source Result	Spike Level	RL	MDL	Units	Result	% REC	% REC Limits	% RPD	RPD Limit	Data Qualifiers
Total Metals by SW 846 Series Methods											
Reference Analyzed: 10/15/09 (Lab Number:9J15012-SRM1, Batch: 9J15012)											
Iron		18600	10.0	NR	mg/kg wet	13700	74	50.4-148.9			
Lead		172	1.0	NR	mg/kg wet	149	87	79.1-120.3			
Magnesium		5030	20.0	NR	mg/kg wet	4270	85	78.7-121.3			
Manganese		633	0.2	NR	mg/kg wet	538	85	81.8-118			
Nickel		99.0	5.00	NR	mg/kg wet	87.2	88	81.2-119.2			
Potassium		4010	30.0	NR	mg/kg wet	3500	87	73.6-126.4			
Selenium		148	4.0	NR	mg/kg wet	130	88	78.4-120.9			
Silver		66.0	0.500	NR	mg/kg wet	55.9	85	66.2-133.6			
Sodium		883	140	NR	mg/kg wet	800	91	73.7-125.7			
Thallium		268	6.0	NR	mg/kg wet	232	87	77.6-122.4			
Vanadium		194	0.500	NR	mg/kg wet	168	86	79.4-120.1			
Zinc		394	2.0	NR	mg/kg wet	344	87	80.5-119.3			
Total Metals by SW 846 Series Methods											
Blank Analyzed: 10/15/09 (Lab Number:9J15033-BLK1, Batch: 9J15033)											
Mercury			0.0201	NR	mg/kg wet	ND					
Matrix Spike Analyzed: 10/15/09 (Lab Number:9J15033-MS1, Batch: 9J15033)											
QC Source Sample: RSJ0836-01											
Mercury	0.178	0.354	0.0213	NR	mg/kg dry	0.514	95	75-125			
Matrix Spike Dup Analyzed: 10/15/09 (Lab Number:9J15033-MSD1, Batch: 9J15033)											
QC Source Sample: RSJ0836-01											
Mercury	0.178	0.360	0.0216	NR	mg/kg dry	0.481	84	75-125	7	20	
Reference Analyzed: 10/15/09 (Lab Number:9J15033-SRM1, Batch: 9J15033)											
Mercury		6.84	0.390	NR	mg/kg wet	7.56	111	71.8-128.2			

Chain of Custody Record

Temperature on Receipt _____

Drinking Water? Yes ☐ No ☐

TestAmerica
THE LEADER IN ENVIRONMENTAL TESTING

TAL-4124 (1007)

Client: Benchmark	Project Manager: Mike Lesakowski	Date: 10-7-09	Chain of Custody Number: 086465
Address: 255 E Hamburg Turnpike	Telephone Number (Area Code)/Fax Number: 716-225-3314	Lab Number:	Page 1 of 1
City: Buffalo / State: NY / Zip Code: 14210	Site Contact: Brock Greene	Lab Contact: Brian Fisher	
Project Name and Location (State): 3807 Highland Ave (Solsil)	Carrier/Waybill Number:		
Contract/Purchase Order/Quote No.: 0193-001-102			

Sample I.D. No. and Description (Containers for each sample may be combined on one line)	Date	Time	Matrix: Air	Aqueous	Sed	Soil	Containers & Preservatives: Unpres	H2SO4	HNO3	HCl	NaOH	ZnAc/NaOH	Analysis: TCL SVOC	TAL Metals	TCL+STARS VOC	Special Instructions/ Conditions of Receipt
TP-5 (0-3')	10-7-09	1000				X	2						X	X		
TP-7 (1-2') +MS+MSD		1130				X	5						X	X	X	
TP-8 (1-2')		1205				X	2						X	X		
TP-14 (2.5-3.5)		1950				X	2						X	X		
Blind-1		800				X	1								X	
																TP-17 1540 10/7/09
																BLIND-2 1540 10/07/09

Possible Hazard Identification
☐ Non-Hazard ☐ Flammable ☐ Skin Irritant ☐ Poison B ☒ Unknown

Sample Disposal
☐ Return To Client ☐ Disposal By Lab ☐ Archive For _____ Months
(A fee may be assessed if samples are retained longer than 1 month)

Turn Around Time Required
☐ 24 Hours ☐ 48 Hours ☒ 7 Days Per agreement ☐ 14 Days ☐ 21 Days ☐ Other _____

QC Requirements (Specify): Cat B

	Date	Time		Date	Time
1. Relinquished By: Brock Greene	10-8-09	840	1. Received By:	10-08-09	11:30
2. Relinquished By:	Date	Time	2. Received By:	Date	Time
3. Relinquished By:	Date	Time	3. Received By:	Date	Time

Comments: 4.0°C

DISTRIBUTION: WHITE - Returned to Client with Report; CANARY - Stays with the Sample; PINK - Field Copy

156/2613

Chain of Custody Record

Temperature on Receipt _____

Drinking Water? Yes ☐ No ☒

TestAmerica
THE LEADER IN ENVIRONMENTAL TESTING

TAL-4124 (1007)

Client	Project Manager	Date	Chain of Custody Number
Benchmark Eng	Mike Leszkowski	10/1/09	122143
Address	**Telephone Number (Area Code)/Fax Number**	**Lab Number**	**Page** 1 of 1
7655 Hamburg Turnpike	(716) 856-0635		
City	**State**	**Zip Code**	**Site Contact** / **Lab Contact**
Lackawanna	NY	14218	T. Beland / D. Fink
Project Name and Location (State)	**Carrier/Waybill Number**		
Solsil (123-001-102)			
Contract/Purchase Order/Quote No.			

Sample I.D. No. and Description (Containers for each sample may be combined on one line)	Date	Time	Matrix: Air	Aqueous	Sed	Soil	Containers & Preservatives: Unpres.	H2SO4	HNO3	HCl	NaOH	ZnAc/NaOH	TCL VOCs	TCL SVOCs	TAL Metals	PCB	Analysis (Attach list if more space is needed)	Special Instructions/ Conditions of Receipt
Sed-1	10/1/09				X								1	1	1	1		
Sed-2	↓				X								1	1	1	1		
Sed-3					X								1	1	1	1		

Possible Hazard Identification
☐ Non-Hazard ☐ Flammable ☐ Skin Irritant ☐ Poison B ☒ Unknown

Sample Disposal
☐ Return To Client ☐ Disposal By Lab ☐ Archive For _____ Months (A fee may be assessed if samples are retained longer than 1 month)

Turn Around Time Required
☐ 24 Hours ☐ 48 Hours ☒ 7 Days ☐ 14 Days ☐ 21 Days ☐ Other _____

QC Requirements (Specify) CAT B

1. Relinquished By	Date	Time	1. Received By	Date	Time
	10/1/09			10/2/09	1620
2. Relinquished By	Date	Time	2. Received By	Date	Time
3. Relinquished By	Date	Time	3. Received By	Date	Time

Comments 20°C

DISTRIBUTION: WHITE - Returned to Client with Report; CANARY - Stays with the Sample; PINK - Field Copy

157/2613

[redacted]

Chain of Custody Record

Temperature on Receipt _____

Drinking Water? Yes ☐ No ☐

TestAmerica

THE LEADER IN ENVIRONMENTAL TESTING

TAL-4124 (1007)

Client: Benchmark	Project Manager: Mike Lusakowski	Date: 10-12-09	Chain of Custody Number: 133662
Address: 2558 Hamburg Turnpike	Telephone Number (Area Code)/Fax Number: 716-225-3314	Lab Number:	Page 1 of 1
City: Buffalo; State: NY; Zip Code: 14228	Site Contact: Brock Greene; Lab Contact: Brian Fisher		
Project Name and Location (State): 3807 Highland Ave Site (Solsil)	Carrier/Waybill Number:		
Contract/Purchase Order/Quote No.: 0193-001-102			

Analysis (Attach list if more space is needed)

Sample I.D. No. and Description (Containers for each sample may be combined on one line)	Date	Time	Matrix: Air	Aqueous	Sed.	Soil	Containers & Preservatives: Unpres.	H2SO4	HNO3	HCl	NaOH	ZnAc/NaOH	TCL SVOC	TAL Metals	PCB	TCL + STARS VOC	Special Instructions/ Conditions of Receipt
SB-1 (2-4')	10-12-09	926				X	3						X	X	X		
SB-2 (4-6')		1020				X	3						X	X	X		
SB-3 (2-4')		1050				X	3						X	X	X		
SB-4 (2-4')		1118				X	3						X	X	X		
SB-5 (4-6')		1335				X	3						X	X	X		
SB-6 (2-4')		1438				X	3						X	X	X	X	
SB-7 (3-5')		1550				X	3						X	X	X		

Possible Hazard Identification: ☐ Non-Hazard ☐ Flammable ☐ Skin Irritant ☐ Poison B ☒ Unknown

Sample Disposal: ☐ Return To Client ☒ Disposal By Lab ☐ Archive For _____ Months (A fee may be assessed if samples are retained longer than 1 month)

Turn Around Time Required: ☐ 24 Hours ☐ 48 Hours ☒ 7 Days ☐ 14 Days ☐ 21 Days ☐ Other _____

QC Requirements (Specify): Cat B

	Date	Time		Date	Time
1. Relinquished By: [signature]	10-13-09	0900	1. Received By: [signature]	10-13-09	10:05
2. Relinquished By:			2. Received By:		
3. Relinquished By:			3. Received By:		

Comments: 5.3

DISTRIBUTION: WHITE - Returned to Client with Report; CANARY - Stays with the Sample; PINK - Field Copy

158/2613

Chain of Custody Record

Temperature on Receipt _____

Drinking Water? Yes ☐ No ☐

TestAmerica
THE LEADER IN ENVIRONMENTAL TESTING

TAL-4124 (1007)

Client: Benchmark	Project Manager: Mike Lesakowski	Date: 10-13-09	Chain of Custody Number: 133657
Address: 2558 Hamburg Turnpike	Telephone Number (Area Code)/Fax Number: 716-225-3314	Lab Number	Page 1 of 1
City: Buffalo / State: NY / Zip Code: 14228	Site Contact: Brock Greene	Lab Contact: Brian Fisher	
Project Name and Location (State): 3708 Highland Ave Site (Solsil)	Carrier/Waybill Number		
Contract/Purchase Order/Quote No.: 0193-001-102			

Sample I.D. No. and Description (Containers for each sample may be combined on one line)	Date	Time	Matrix: Air	Aqueous	Sed	Soil	Containers & Preservatives: Unpres	HzSO4	HNO3	HCl	NaOH	ZnAc/NaOH	Analysis (Attach list if more space is needed): TCL SVOC	TAL metals	PCB	TCL+STARS VOC	Special Instructions/ Conditions of Receipt
SB-8 (0-2)	10-13-09	1000				X	3						X	X	X	X	
SB-9 (4-8)		1130				X	3						X	X	X		
SB-10 (4-6)		1250				X	3						X	X	X		
SB-11 (0-2)		1430				X	3						X	X	X	X	
SB-12 (0-2)		1535				X	3						X	X	X	X	

Possible Hazard Identification
☐ Non-Hazard ☐ Flammable ☐ Skin Irritant ☐ Poison B ☒ Unknown

Sample Disposal
☐ Return To Client ☒ Disposal By Lab ☐ Archive For _____ Months (A fee may be assessed if samples are retained longer than 1 month)

Turn Around Time Required
☐ 24 Hours ☐ 48 Hours ☒ 7 Days ☐ 14 Days ☐ 21 Days ☐ Other _____

QC Requirements (Specify): Cat B

	Relinquished By	Date	Time	Received By	Date	Time
1.	Brock Greene	10-14-09	0900		10-14-09	09:50
2.						
3.						

Comments: 2.0°

159/2613

DISTRIBUTION: WHITE - Returned to Client with Report; CANARY - Stays with the Sample; PINK - Field Copy

TestAmerica
THE LEADER IN ENVIRONMENTAL TESTING

Analytical Report

SDG Number: RSJ0891

Project Description(s)

Work Order RSJ0891 - Benchmark - Globe site
Work Order RSJ0991 - Benchmark - Globe site
Work Order RSJ1008 - Benchmark - Globe site
Work Order RSJ1103 - Benchmark - Globe site

For:

Mike Lesakowski

Benchmark Environmental & Engineering Science

2558 Hamburg Turnpike, Suite 300

Lackawanna, NY 14218



Brian Fischer

Project Manager

Brian.Fischer@testamericainc.com

Monday, November 2, 2009

The test results in this report meet all NELAP requirements for analytes for which accreditation is required or available. Any exception to NELAP requirements are noted in this report. Persuant to NELAP, this report may not be reproduced, except in full, without the written approval of the laboratory. All questions regarding this test report should be directed to the TestAmerica Project manager who has signed this report.

Benchmark Environmental & Engineering Science
2558 Hamburg Turnpike, Suite 300
Lackawanna, NY 14218

SDG Number: RSJ0891

Project: Benchmark - Globe site
Project Number: TURN

Received: 10/15/09-10/20/09
Reported: 11/02/09 13:16

TestAmerica Buffalo
Current Certifications

As of 1/27/2009

STATE	Program	Cert # / Lab ID
Arkansas	CWA, RCRA, SOIL	88-0686
California*	NELAP CWA, RCRA	01169CA
Connecticut	SDWA, CWA, RCRA, SOIL	PH-0568
Florida*	NELAP CWA, RCRA	E87672
Georgia*	SDWA,NELAP CWA, RCRA	956
Illinois*	NELAP SDWA, CWA, RCRA	200003
Iowa	SW/CS	374
Kansas*	NELAP SDWA, CWA, RCRA	E-10187
Kentucky	SDWA	90029
Kentucky UST	UST	30
Louisiana*	NELAP CWA, RCRA	2031
Maine	SDWA, CWA	NY0044
Maryland	SDWA	294
Massachusetts	SDWA, CWA	M-NY044
Michigan	SDWA	9937
Minnesota	SDWA,CWA, RCRA	036-999-337
New Hampshire*	NELAP SDWA, CWA	233701
New Jersey*	NELAP,SDWA, CWA, RCRA,	NY455
New York*	NELAP, AIR, SDWA, CWA, RCRA,CLP	10026
Oklahoma	CWA, RCRA	9421
Pennsylvania*	NELAP CWA,RCRA	68-00281
Tennessee	SDWA	02970
Texas*	NELAP CWA, RCRA	T104704412-08-TX
USDA	FOREIGN SOIL PERMIT	S-41579
USDOE	Department of Energy	DOECAP-STB
Virginia	SDWA	278
Washington*	NELAP CWA,RCRA	C1677
Wisconsin	CWA, RCRA	998310390
West Virginia	CWA,RCRA	252

*As required under the indicated accreditation, the test results in this report meet all NELAP requirements for parameters for which accre ditation is required or available. Any exceptions to NELAP requirements are noted in this report.

Benchmark Environmental & Engineering Science
2558 Hamburg Turnpike, Suite 300
Lackawanna, NY 14218

SDG Number: RSJ0891

Project: Benchmark - Globe site
Project Number: TURN

Received: 10/15/09-10/20/09
Reported: 11/02/09 13:16

CASE NARRATIVE

According to 40CFR Part 136.3, pH, Chlorine Residual, Dissolved Oxygen, Sulfite, and Temperature analyses are to be performed immediately after aqueous sample collection. When these parameters are not indicated as field (e.g. field-pH), they were not analyzed immediately, but as soon as possible after laboratory receipt.

For the PCB dual column analysis, a Form 1 will be provided for both columns for the Quality Control samples (Blanks, Laboratory Control Samples, Matrix Spikes and Duplicates). The primary column for this analysis is the A column.

There are pertinent documents appended to this report, 5 pages, are included and are an integral part of this report.

Reproduction of this analytical report is permitted only in its entirety. This report shall not be reproduced except in full without the written approval of the laboratory.

TestAmerica Laboratories, Inc. certifies that the analytical results contained herein apply only to the samples tested as received by our Laboratory.

Benchmark Environmental & Engineering Science
2558 Hamburg Turnpike, Suite 300
Lackawanna, NY 14218

SDG Number: RSJ0891

Project: Benchmark - Globe site
Project Number: TURN

Received: 10/15/09-10/20/09
Reported: 11/02/09 13:16

The requested project specific reporting limits listed below were less than lab standard quantitation limits but greater than or equal to the lab MDL. It must be noted that results reported below lab standard quantitation limits (PQL) may result in false positive/false negative values and less accurate quantitation. Routine laboratory procedures do not indicate corrective action for detections below the laboratory's PQL.

SpecificMethod	Analyte	Units	Client RL	Lab PQL
8270C	4-Methylphenol	ug/kg dry	170	330

Benchmark Environmental & Engineering Science
2558 Hamburg Turnpike, Suite 300
Lackawanna, NY 14218

SDG Number: RSJ0891

Project: Benchmark - Globe site
Project Number: TURN

Received: 10/15/09-10/20/09
Reported: 11/02/09 13:16

DATA QUALIFIERS AND DEFINITIONS

B	Analyte was detected in the associated Method Blank.
D02	Dilution required due to sample matrix effects
D08	Dilution required due to high concentration of target analyte(s)
D10	Dilution required due to sample color
D12	Dilution required due to sample viscosity
J	Analyte detected at a level less than the Reporting Limit (RL) and greater than or equal to the Method Detection Limit (MDL). Concentrations within this range are estimated.
L	Laboratory Control Sample and/or Laboratory Control Sample Duplicate recovery was above the acceptance limits. Analyte not detected, data not impacted.
L1	Laboratory Control Sample and/or Laboratory Control Sample Duplicate recovery was above acceptance limits.
L2	Laboratory Control Sample and/or Laboratory Control Sample Duplicate recovery was below acceptance limits.
L5	Analyte recovery outside of specified criteria. Individual analyte criteria exceedences allowed for multi-component analyses without disqualification of data per NELAC Standard, DOD QSM and/or AFCEE QAPP.
M1	The MS and/or MSD were outside the acceptance limits due to sample matrix interference. See Blank Spike (LCS).
MHA	Due to high levels of analyte in the sample, the MS/MSD calculation does not provide useful spike recovery information. See Blank Spike (LCS).
QSU	Sulfur (EPA 3660) clean-up performed on extract.
R2	The RPD exceeded the acceptance limit.
R3	The RPD exceeded the acceptance limit due to sample matrix effects.
Z1	Surrogate recovery was above acceptance limits.
Z3	The sample required a dilution due to the nature of the sample matrix. Because of this dilution, the surrogate spike concentration in the sample was reduced to a level where the recovery calculation does not provide useful information.
NR	Any inclusion of NR indicates that the project specific requirements do not require reporting estimated values below the laboratory reporting limit.

ADDITIONAL COMMENTS

Results are reported on a wet weight basis unless otherwise noted.

Benchmark Environmental & Engineering Science
2558 Hamburg Turnpike, Suite 300
Lackawanna, NY 14218

SDG Number: RSJ0891

Project: Benchmark - Globe site
Project Number: TURN

Received: 10/15/09-10/20/09
Reported: 11/02/09 13:16

Executive Summary - Detections

Analyte	Sample Result	Data Qualifiers	RL	MDL	Units	Dil Fac	Date Analyzed	Lab Tech	Batch	Method
Client ID: SB-13 (0-2) (RSJ0991-01 - Solid)						**Sampled: 10/15/09 09:45**		**Recvd: 10/16/09 10:05**		
Volatile Organic Compounds by EPA 8260B										
Acetone	**6.8**	J	27	1.2	ug/kg dry	1.00	10/20/09 02:54	CDC	9J19115	8260B
Cyclohexane	**1.5**	B, J	5.4	0.25	ug/kg dry	1.00	10/20/09 02:54	CDC	9J19115	8260B
Methylene Chloride	**4.8**	B, J	5.4	1.1	ug/kg dry	1.00	10/20/09 02:54	CDC	9J19115	8260B
Toluene	**1.8**	J	5.4	0.41	ug/kg dry	1.00	10/20/09 02:54	CDC	9J19115	8260B
Semivolatile Organics by GC/MS										
Benzo(a)anthracene	**740**	D12,J	7200	120	ug/kg dry	40.0	10/20/09 14:17	JLG	9J17040	8270C
Benzo(a)pyrene	**690**	D12,J	7200	170	ug/kg dry	40.0	10/20/09 14:17	JLG	9J17040	8270C
Benzo(b)fluoranthene	**1500**	D12,J	7200	140	ug/kg dry	40.0	10/20/09 14:17	JLG	9J17040	8270C
Chrysene	**680**	D12,J	7200	72	ug/kg dry	40.0	10/20/09 14:17	JLG	9J17040	8270C
Fluoranthene	**930**	D12,J	7200	100	ug/kg dry	40.0	10/20/09 14:17	JLG	9J17040	8270C
Pyrene	**880**	D12,J	7200	46	ug/kg dry	40.0	10/20/09 14:17	JLG	9J17040	8270C
Total Metals by SW 846 Series Methods										
Aluminum	**5090**		11.1	NR	mg/kg dry	1.00	10/20/09 19:54	DAN	9J19050	6010B
Arsenic	**6.3**		2.2	NR	mg/kg dry	1.00	10/20/09 19:54	DAN	9J19050	6010B
Barium	**39.8**		0.556	NR	mg/kg dry	1.00	10/20/09 19:54	DAN	9J19050	6010B
Beryllium	**0.309**		0.222	NR	mg/kg dry	1.00	10/20/09 19:54	DAN	9J19050	6010B
Cadmium	**0.551**		0.222	NR	mg/kg dry	1.00	10/20/09 19:54	DAN	9J19050	6010B
Calcium	**7680**	D08	278	NR	mg/kg dry	5.00	10/21/09 23:58	DAN	9J19050	6010B
Chromium	**3630**		0.556	NR	mg/kg dry	1.00	10/20/09 19:54	DAN	9J19050	6010B
Cobalt	**32.8**		0.556	NR	mg/kg dry	1.00	10/20/09 19:54	DAN	9J19050	6010B
Copper	**94.8**		1.1	NR	mg/kg dry	1.00	10/20/09 19:54	DAN	9J19050	6010B
Iron	**18100**		11.1	NR	mg/kg dry	1.00	10/20/09 19:54	DAN	9J19050	6010B
Lead	**21.9**		1.1	NR	mg/kg dry	1.00	10/20/09 19:54	DAN	9J19050	6010B
Magnesium	**6200**	D08	111	NR	mg/kg dry	5.00	10/21/09 23:58	DAN	9J19050	6010B
Manganese	**375**	D08	1.1	NR	mg/kg dry	5.00	10/21/09 23:58	DAN	9J19050	6010B
Nickel	**1860**		5.56	NR	mg/kg dry	1.00	10/20/09 19:54	DAN	9J19050	6010B
Potassium	**419**		33.3	NR	mg/kg dry	1.00	10/20/09 19:54	DAN	9J19050	6010B
Vanadium	**18.7**		0.556	NR	mg/kg dry	1.00	10/20/09 19:54	DAN	9J19050	6010B
Zinc	**17.5**	D08	11.1	NR	mg/kg dry	5.00	10/21/09 23:58	DAN	9J19050	6010B
Mercury	**0.0235**		0.0219	NR	mg/kg dry	1.00	10/20/09 15:33	MXM	9J19064	7471A
General Chemistry Parameters										
Percent Solids	**93**		0.010	NR	%	1.00	10/19/09 14:30	JRR	9J19026	Dry Weight
Client ID: SB-14 (8-12) (RSJ0891-01 - Solid)						**Sampled: 10/14/09 09:15**		**Recvd: 10/15/09 10:00**		
Semivolatile Organics by GC/MS										
Bis(2-ethylhexyl) phthalate	**420**		200	64	ug/kg dry	1.00	10/19/09 22:58	MKP	9J15066	8270C
Total Metals by SW 846 Series Methods										
Aluminum	**8510**		12.7	NR	mg/kg dry	1.00	10/17/09 14:49	LMH	9J16051	6010B
Arsenic	**3.7**		2.5	NR	mg/kg dry	1.00	10/17/09 14:49	LMH	9J16051	6010B
Barium	**60.4**		0.635	NR	mg/kg dry	1.00	10/17/09 14:49	LMH	9J16051	6010B
Beryllium	**0.424**		0.254	NR	mg/kg dry	1.00	10/17/09 14:49	LMH	9J16051	6010B

Benchmark Environmental & Engineering Science
2558 Hamburg Turnpike, Suite 300
Lackawanna, NY 14218

SDG Number: RSJ0891

Project: Benchmark - Globe site
Project Number: TURN

Received: 10/15/09-10/20/09
Reported: 11/02/09 13:16

Executive Summary - Detections

Analyte	Sample Result	Data Qualifiers	RL	MDL	Units	Dil Fac	Date Analyzed	Lab Tech	Batch	Method
Client ID: SB-14 (8-12) (RSJ0891-01 - Solid) - cont.						**Sampled: 10/14/09 09:15**		**Recvd: 10/15/09 10:00**		
Total Metals by SW 846 Series Methods - cont.										
Calcium	**71000**		63.5	NR	mg/kg dry	1.00	10/17/09 14:49	LMH	9J16051	6010B
Chromium	**13.1**		0.635	NR	mg/kg dry	1.00	10/17/09 14:49	LMH	9J16051	6010B
Cobalt	**8.36**		0.635	NR	mg/kg dry	1.00	10/17/09 14:49	LMH	9J16051	6010B
Copper	**18.0**		1.3	NR	mg/kg dry	1.00	10/17/09 14:49	LMH	9J16051	6010B
Iron	**15300**		12.7	NR	mg/kg dry	1.00	10/17/09 14:49	LMH	9J16051	6010B
Lead	**6.4**		1.3	NR	mg/kg dry	1.00	10/17/09 14:49	LMH	9J16051	6010B
Magnesium	**26500**		25.4	NR	mg/kg dry	1.00	10/17/09 14:49	LMH	9J16051	6010B
Manganese	**583**		0.3	NR	mg/kg dry	1.00	10/17/09 14:49	LMH	9J16051	6010B
Nickel	**16.1**		6.35	NR	mg/kg dry	1.00	10/17/09 14:49	LMH	9J16051	6010B
Potassium	**2000**		38.1	NR	mg/kg dry	1.00	10/17/09 14:49	LMH	9J16051	6010B
Vanadium	**18.4**		0.635	NR	mg/kg dry	1.00	10/17/09 14:49	LMH	9J16051	6010B
Zinc	**46.7**		2.5	NR	mg/kg dry	1.00	10/17/09 14:49	LMH	9J16051	6010B
General Chemistry Parameters										
Percent Solids	**84**		0.010	NR	%	1.00	10/16/09 14:07	JR	9J16033	Dry Weight
Client ID: SB-15 (0-2) (RSJ0891-02 - Solid)						**Sampled: 10/14/09 10:45**		**Recvd: 10/15/09 10:00**		
Semivolatile Organics by GC/MS										
2-Methylnaphthalene	**270**	D12,J	3700	44	ug/kg dry	20.0	10/19/09 23:23	MKP	9J15066	8270C
Anthracene	**320**	D12,J	3700	94	ug/kg dry	20.0	10/19/09 23:23	MKP	9J15066	8270C
Benzo(a)anthracene	**1600**	D12,J	3700	63	ug/kg dry	20.0	10/19/09 23:23	MKP	9J15066	8270C
Benzo(a)pyrene	**1700**	D12,J	3700	88	ug/kg dry	20.0	10/19/09 23:23	MKP	9J15066	8270C
Benzo(b)fluoranthene	**2200**	D12,J	3700	71	ug/kg dry	20.0	10/19/09 23:23	MKP	9J15066	8270C
Benzo(ghi)perylene	**1300**	D12,J	3700	44	ug/kg dry	20.0	10/19/09 23:23	MKP	9J15066	8270C
Benzo(k)fluoranthene	**860**	D12,J	3700	40	ug/kg dry	20.0	10/19/09 23:23	MKP	9J15066	8270C
Chrysene	**1500**	D12,J, B	3700	37	ug/kg dry	20.0	10/19/09 23:23	MKP	9J15066	8270C
Dibenzo(a,h)anthracene	**330**	D12,J	3700	43	ug/kg dry	20.0	10/19/09 23:23	MKP	9J15066	8270C
Dibenzofuran	**200**	D12,J	3700	38	ug/kg dry	20.0	10/19/09 23:23	MKP	9J15066	8270C
Fluoranthene	**2400**	D12,J	3700	53	ug/kg dry	20.0	10/19/09 23:23	MKP	9J15066	8270C
Indeno(1,2,3-cd)pyrene	**1000**	D12,J	3700	100	ug/kg dry	20.0	10/19/09 23:23	MKP	9J15066	8270C
Naphthalene	**230**	D12,J	3700	61	ug/kg dry	20.0	10/19/09 23:23	MKP	9J15066	8270C
Phenanthrene	**1800**	D12,J	3700	77	ug/kg dry	20.0	10/19/09 23:23	MKP	9J15066	8270C
Pyrene	**2200**	D12,J	3700	24	ug/kg dry	20.0	10/19/09 23:23	MKP	9J15066	8270C
Total Metals by SW 846 Series Methods										
Aluminum	**5480**		10.4	NR	mg/kg dry	1.00	10/17/09 14:54	LMH	9J16051	6010B
Arsenic	**12.2**		2.1	NR	mg/kg dry	1.00	10/17/09 14:54	LMH	9J16051	6010B
Barium	**2230**	D08	2.59	NR	mg/kg dry	5.00	10/18/09 13:37	DAN	9J16051	6010B
Beryllium	**0.648**		0.207	NR	mg/kg dry	1.00	10/17/09 14:54	LMH	9J16051	6010B
Cadmium	**1.05**		0.207	NR	mg/kg dry	1.00	10/17/09 14:54	LMH	9J16051	6010B
Calcium	**11600**		51.9	NR	mg/kg dry	1.00	10/17/09 14:54	LMH	9J16051	6010B
Chromium	**107**		0.519	NR	mg/kg dry	1.00	10/17/09 14:54	LMH	9J16051	6010B
Cobalt	**7.76**		0.519	NR	mg/kg dry	1.00	10/17/09 14:54	LMH	9J16051	6010B
Copper	**60.1**		1.0	NR	mg/kg dry	1.00	10/17/09 14:54	LMH	9J16051	6010B
Iron	**71500**	D08	51.9	NR	mg/kg dry	5.00	10/18/09 13:37	DAN	9J16051	6010B
Lead	**205**		1.0	NR	mg/kg dry	1.00	10/17/09 14:54	LMH	9J16051	6010B

Benchmark Environmental & Engineering Science
2558 Hamburg Turnpike, Suite 300
Lackawanna, NY 14218

SDG Number: RSJ0891

Project: Benchmark - Globe site
Project Number: TURN

Received: 10/15/09-10/20/09
Reported: 11/02/09 13:16

Executive Summary - Detections

Analyte	Sample Result	Data Qualifiers	RL	MDL	Units	Dil Fac	Date Analyzed	Lab Tech	Batch	Method
Client ID: SB-15 (0-2) (RSJ0891-02 - Solid) - cont.						**Sampled: 10/14/09 10:45**		**Recvd: 10/15/09 10:00**		
Total Metals by SW 846 Series Methods - cont.										
Magnesium	**5270**		20.7	NR	mg/kg dry	1.00	10/17/09 14:54	LMH	9J16051	6010B
Manganese	**6000**	D08	1.0	NR	mg/kg dry	5.00	10/18/09 13:37	DAN	9J16051	6010B
Nickel	**22.4**		5.19	NR	mg/kg dry	1.00	10/17/09 14:54	LMH	9J16051	6010B
Potassium	**836**		31.1	NR	mg/kg dry	1.00	10/17/09 14:54	LMH	9J16051	6010B
Sodium	**394**		145	NR	mg/kg dry	1.00	10/17/09 14:54	LMH	9J16051	6010B
Vanadium	**11.0**		0.519	NR	mg/kg dry	1.00	10/17/09 14:54	LMH	9J16051	6010B
Zinc	**181**		2.1	NR	mg/kg dry	1.00	10/17/09 14:54	LMH	9J16051	6010B
Mercury	**0.0698**		0.0209	NR	mg/kg dry	1.00	10/20/09 14:53	MXM	9J19063	7471A
General Chemistry Parameters										
Percent Solids	**91**		0.010	NR	%	1.00	10/16/09 14:09	JR	9J16033	Dry Weight
Client ID: SB-16 (0-2) (RSJ0891-03 - Solid)						**Sampled: 10/14/09 11:50**		**Recvd: 10/15/09 10:00**		
Semivolatile Organics by GC/MS										
Bis(2-ethylhexyl) phthalate	**77**	J	190	62	ug/kg dry	1.00	10/19/09 23:47	MKP	9J15066	8270C
Di-n-butyl phthalate	**83**	J	190	66	ug/kg dry	1.00	10/19/09 23:47	MKP	9J15066	8270C
Total Metals by SW 846 Series Methods										
Aluminum	**14300**		12.0	NR	mg/kg dry	1.00	10/17/09 14:59	LMH	9J16051	6010B
Arsenic	**2.4**		2.4	NR	mg/kg dry	1.00	10/17/09 14:59	LMH	9J16051	6010B
Barium	**81.3**		0.600	NR	mg/kg dry	1.00	10/17/09 14:59	LMH	9J16051	6010B
Beryllium	**0.596**		0.240	NR	mg/kg dry	1.00	10/17/09 14:59	LMH	9J16051	6010B
Calcium	**37000**		60.0	NR	mg/kg dry	1.00	10/17/09 14:59	LMH	9J16051	6010B
Chromium	**18.9**		0.600	NR	mg/kg dry	1.00	10/17/09 14:59	LMH	9J16051	6010B
Cobalt	**8.58**		0.600	NR	mg/kg dry	1.00	10/17/09 14:59	LMH	9J16051	6010B
Copper	**16.4**		1.2	NR	mg/kg dry	1.00	10/17/09 14:59	LMH	9J16051	6010B
Iron	**19100**		12.0	NR	mg/kg dry	1.00	10/17/09 14:59	LMH	9J16051	6010B
Lead	**4.6**		1.2	NR	mg/kg dry	1.00	10/17/09 14:59	LMH	9J16051	6010B
Magnesium	**10600**		24.0	NR	mg/kg dry	1.00	10/17/09 14:59	LMH	9J16051	6010B
Manganese	**504**		0.2	NR	mg/kg dry	1.00	10/17/09 14:59	LMH	9J16051	6010B
Nickel	**21.9**		6.00	NR	mg/kg dry	1.00	10/17/09 14:59	LMH	9J16051	6010B
Potassium	**2130**		36.0	NR	mg/kg dry	1.00	10/17/09 14:59	LMH	9J16051	6010B
Sodium	**440**		168	NR	mg/kg dry	1.00	10/17/09 14:59	LMH	9J16051	6010B
Vanadium	**20.3**		0.600	NR	mg/kg dry	1.00	10/17/09 14:59	LMH	9J16051	6010B
Zinc	**58.6**		2.4	NR	mg/kg dry	1.00	10/17/09 14:59	LMH	9J16051	6010B
General Chemistry Parameters										
Percent Solids	**88**		0.010	NR	%	1.00	10/16/09 14:11	JR	9J16033	Dry Weight

Benchmark Environmental & Engineering Science
2558 Hamburg Turnpike, Suite 300
Lackawanna, NY 14218

SDG Number: RSJ0891

Project: Benchmark - Globe site
Project Number: TURN

Received: 10/15/09-10/20/09
Reported: 11/02/09 13:16

Executive Summary - Detections

Analyte	Sample Result	Data Qualifiers	RL	MDL	Units	Dil Fac	Date Analyzed	Lab Tech	Batch	Method
Client ID: SB-17 (0-2) (RSJ0891-04 - Solid)						**Sampled: 10/14/09 12:50**		**Recvd: 10/15/09 10:00**		
Semivolatile Organics by GC/MS										
Acenaphthene	**160**	D10,J	1200	14	ug/kg dry	5.00	10/20/09 00:11	MKP	9J15066	8270C
Anthracene	**260**	D10,J	1200	30	ug/kg dry	5.00	10/20/09 00:11	MKP	9J15066	8270C
Benzo(a)anthracene	**530**	D10,J	1200	20	ug/kg dry	5.00	10/20/09 00:11	MKP	9J15066	8270C
Benzo(a)pyrene	**490**	D10,J	1200	29	ug/kg dry	5.00	10/20/09 00:11	MKP	9J15066	8270C
Benzo(b)fluoranthene	**570**	D10,J	1200	23	ug/kg dry	5.00	10/20/09 00:11	MKP	9J15066	8270C
Benzo(ghi)perylene	**270**	D10,J	1200	14	ug/kg dry	5.00	10/20/09 00:11	MKP	9J15066	8270C
Benzo(k)fluoranthene	**220**	D10,J	1200	13	ug/kg dry	5.00	10/20/09 00:11	MKP	9J15066	8270C
Carbazole	**84**	D10,J	1200	14	ug/kg dry	5.00	10/20/09 00:11	MKP	9J15066	8270C
Chrysene	**530**	D10,J, B	1200	12	ug/kg dry	5.00	10/20/09 00:11	MKP	9J15066	8270C
Dibenzo(a,h)anthracene	**87**	D10,J	1200	14	ug/kg dry	5.00	10/20/09 00:11	MKP	9J15066	8270C
Dibenzofuran	**68**	D10,J	1200	12	ug/kg dry	5.00	10/20/09 00:11	MKP	9J15066	8270C
Fluoranthene	**1200**	D10	1200	17	ug/kg dry	5.00	10/20/09 00:11	MKP	9J15066	8270C
Fluorene	**150**	D10,J	1200	27	ug/kg dry	5.00	10/20/09 00:11	MKP	9J15066	8270C
Indeno(1,2,3-cd)pyrene	**240**	D10,J	1200	33	ug/kg dry	5.00	10/20/09 00:11	MKP	9J15066	8270C
Phenanthrene	**1000**	D10,J	1200	25	ug/kg dry	5.00	10/20/09 00:11	MKP	9J15066	8270C
Pyrene	**1100**	D10,J	1200	7.7	ug/kg dry	5.00	10/20/09 00:11	MKP	9J15066	8270C
Total Metals by SW 846 Series Methods										
Aluminum	**23000**		14.1	NR	mg/kg dry	1.00	10/17/09 15:04	LMH	9J16051	6010B
Arsenic	**7.1**		2.8	NR	mg/kg dry	1.00	10/17/09 15:04	LMH	9J16051	6010B
Barium	**163**		0.706	NR	mg/kg dry	1.00	10/17/09 15:04	LMH	9J16051	6010B
Beryllium	**1.07**		0.283	NR	mg/kg dry	1.00	10/17/09 15:04	LMH	9J16051	6010B
Cadmium	**0.288**		0.283	NR	mg/kg dry	1.00	10/17/09 15:04	LMH	9J16051	6010B
Calcium	**19700**		70.6	NR	mg/kg dry	1.00	10/17/09 15:04	LMH	9J16051	6010B
Chromium	**29.8**		0.706	NR	mg/kg dry	1.00	10/17/09 15:04	LMH	9J16051	6010B
Cobalt	**14.4**		0.706	NR	mg/kg dry	1.00	10/17/09 15:04	LMH	9J16051	6010B
Copper	**24.2**		1.4	NR	mg/kg dry	1.00	10/17/09 15:04	LMH	9J16051	6010B
Iron	**31400**		14.1	NR	mg/kg dry	1.00	10/17/09 15:04	LMH	9J16051	6010B
Lead	**9.8**		1.4	NR	mg/kg dry	1.00	10/17/09 15:04	LMH	9J16051	6010B
Magnesium	**9970**		28.3	NR	mg/kg dry	1.00	10/17/09 15:04	LMH	9J16051	6010B
Manganese	**610**		0.3	NR	mg/kg dry	1.00	10/17/09 15:04	LMH	9J16051	6010B
Nickel	**36.8**		7.06	NR	mg/kg dry	1.00	10/17/09 15:04	LMH	9J16051	6010B
Potassium	**2410**		42.4	NR	mg/kg dry	1.00	10/17/09 15:04	LMH	9J16051	6010B
Sodium	**218**		198	NR	mg/kg dry	1.00	10/17/09 15:04	LMH	9J16051	6010B
Vanadium	**32.6**		0.706	NR	mg/kg dry	1.00	10/17/09 15:04	LMH	9J16051	6010B
Zinc	**66.0**		2.8	NR	mg/kg dry	1.00	10/17/09 15:04	LMH	9J16051	6010B
Mercury	**0.0645**		0.0282	NR	mg/kg dry	1.00	10/20/09 14:57	MXM	9J19063	7471A
General Chemistry Parameters										
Percent Solids	**70**		0.010	NR	%	1.00	10/16/09 14:13	JR	9J16033	Dry Weight

Benchmark Environmental & Engineering Science
2558 Hamburg Turnpike, Suite 300
Lackawanna, NY 14218

SDG Number: RSJ0891

Project: Benchmark - Globe site
Project Number: TURN

Received: 10/15/09-10/20/09
Reported: 11/02/09 13:16

Executive Summary - Detections

Analyte	Sample Result	Data Qualifiers	RL	MDL	Units	Dil Fac	Date Analyzed	Lab Tech	Batch	Method
Client ID: SB-18 (2-4) (RSJ0891-05 - Solid)						**Sampled: 10/14/09 14:30**		**Recvd: 10/15/09 10:00**		
Volatile Organic Compounds by EPA 8260B										
2-Butanone	**44**		31	2.2	ug/kg dry	1.00	10/19/09 18:48	RJ	9J19018	8260B
Acetone	**210**		31	1.3	ug/kg dry	1.00	10/19/09 18:48	RJ	9J19018	8260B
cis-1,2-Dichloroethene	**1.3**	J	6.1	0.30	ug/kg dry	1.00	10/19/09 18:48	RJ	9J19018	8260B
Methylene Chloride	**4.8**	J	6.1	1.2	ug/kg dry	1.00	10/19/09 18:48	RJ	9J19018	8260B
Semivolatile Organics by GC/MS										
2-Methylnaphthalene	**36**	J	210	2.6	ug/kg dry	1.00	10/20/09 17:11	MKP	9J15066	8270C
Acenaphthene	**37**	J	210	2.5	ug/kg dry	1.00	10/20/09 17:11	MKP	9J15066	8270C
Anthracene	**42**	J	210	5.4	ug/kg dry	1.00	10/20/09 17:11	MKP	9J15066	8270C
Benzo(a)anthracene	**64**	J	210	3.6	ug/kg dry	1.00	10/20/09 17:11	MKP	9J15066	8270C
Benzo(a)pyrene	**65**	J	210	5.1	ug/kg dry	1.00	10/20/09 17:11	MKP	9J15066	8270C
Benzo(b)fluoranthene	**67**	J	210	4.1	ug/kg dry	1.00	10/20/09 17:11	MKP	9J15066	8270C
Benzo(ghi)perylene	**49**	J	210	2.5	ug/kg dry	1.00	10/20/09 17:11	MKP	9J15066	8270C
Benzo(k)fluoranthene	**38**	J	210	2.3	ug/kg dry	1.00	10/20/09 17:11	MKP	9J15066	8270C
Bis(2-ethylhexyl) phthalate	**330**		210	68	ug/kg dry	1.00	10/20/09 17:11	MKP	9J15066	8270C
Chrysene	**61**	J, B	210	2.1	ug/kg dry	1.00	10/20/09 17:11	MKP	9J15066	8270C
Dibenzofuran	**12**	J	210	2.2	ug/kg dry	1.00	10/20/09 17:11	MKP	9J15066	8270C
Diethyl phthalate	**57**	J	210	6.4	ug/kg dry	1.00	10/20/09 17:11	MKP	9J15066	8270C
Di-n-butyl phthalate	**160**	J	210	73	ug/kg dry	1.00	10/20/09 17:11	MKP	9J15066	8270C
Fluoranthene	**110**	J	210	3.1	ug/kg dry	1.00	10/20/09 17:11	MKP	9J15066	8270C
Fluorene	**36**	J	210	4.9	ug/kg dry	1.00	10/20/09 17:11	MKP	9J15066	8270C
Indeno(1,2,3-cd)pyrene	**37**	J	210	5.8	ug/kg dry	1.00	10/20/09 17:11	MKP	9J15066	8270C
Naphthalene	**21**	J	210	3.5	ug/kg dry	1.00	10/20/09 17:11	MKP	9J15066	8270C
Phenanthrene	**81**	J	210	4.4	ug/kg dry	1.00	10/20/09 17:11	MKP	9J15066	8270C
Pyrene	**97**	J	210	1.4	ug/kg dry	1.00	10/20/09 17:11	MKP	9J15066	8270C
Polychlorinated Biphenyls by EPA Method 8082										
Aroclor 1254	**15**	QSU,J	21	4.4	ug/kg dry	1.00	10/18/09 12:46	JxM	9J16009	8082
Total Metals by SW 846 Series Methods										
Aluminum	**14900**		12.2	NR	mg/kg dry	1.00	10/17/09 15:09	LMH	9J16051	6010B
Arsenic	**7.1**		2.4	NR	mg/kg dry	1.00	10/17/09 15:09	LMH	9J16051	6010B
Barium	**108**		0.609	NR	mg/kg dry	1.00	10/17/09 15:09	LMH	9J16051	6010B
Beryllium	**0.638**		0.243	NR	mg/kg dry	1.00	10/17/09 15:09	LMH	9J16051	6010B
Cadmium	**0.466**		0.243	NR	mg/kg dry	1.00	10/17/09 15:09	LMH	9J16051	6010B
Calcium	**13700**		60.9	NR	mg/kg dry	1.00	10/17/09 15:09	LMH	9J16051	6010B
Chromium	**31.4**		0.609	NR	mg/kg dry	1.00	10/17/09 15:09	LMH	9J16051	6010B
Cobalt	**11.2**		0.609	NR	mg/kg dry	1.00	10/17/09 15:09	LMH	9J16051	6010B
Copper	**29.3**		1.2	NR	mg/kg dry	1.00	10/17/09 15:09	LMH	9J16051	6010B
Iron	**22600**		12.2	NR	mg/kg dry	1.00	10/17/09 15:09	LMH	9J16051	6010B
Lead	**147**		1.2	NR	mg/kg dry	1.00	10/17/09 15:09	LMH	9J16051	6010B
Magnesium	**5920**		24.3	NR	mg/kg dry	1.00	10/17/09 15:09	LMH	9J16051	6010B
Manganese	**569**		0.2	NR	mg/kg dry	1.00	10/17/09 15:09	LMH	9J16051	6010B
Nickel	**35.9**		6.09	NR	mg/kg dry	1.00	10/17/09 15:09	LMH	9J16051	6010B
Potassium	**1050**		36.5	NR	mg/kg dry	1.00	10/17/09 15:09	LMH	9J16051	6010B
Sodium	**223**		170	NR	mg/kg dry	1.00	10/17/09 15:09	LMH	9J16051	6010B

Benchmark Environmental & Engineering Science
2558 Hamburg Turnpike, Suite 300
Lackawanna, NY 14218

SDG Number: RSJ0891

Project: Benchmark - Globe site
Project Number: TURN

Received: 10/15/09-10/20/09
Reported: 11/02/09 13:16

Executive Summary - Detections

Analyte	Sample Result	Data Qualifiers	RL	MDL	Units	Dil Fac	Date Analyzed	Lab Tech	Batch	Method
Client ID: SB-18 (2-4) (RSJ0891-05 - Solid) - cont.						**Sampled: 10/14/09 14:30**		**Recvd: 10/15/09 10:00**		
Total Metals by SW 846 Series Methods - cont.										
Vanadium	**26.2**		0.609	NR	mg/kg dry	1.00	10/17/09 15:09	LMH	9J16051	6010B
Zinc	**83.4**		2.4	NR	mg/kg dry	1.00	10/17/09 15:09	LMH	9J16051	6010B
Mercury	**0.0368**		0.0249	NR	mg/kg dry	1.00	10/20/09 15:02	MXM	9J19063	7471A
General Chemistry Parameters										
Percent Solids	**79**		0.010	NR	%	1.00	10/16/09 14:15	JR	9J16033	Dry Weight
Client ID: SB-19 (11-14.7) (RSJ0891-06 - Solid)						**Sampled: 10/14/09 15:30**		**Recvd: 10/15/09 10:00**		
Volatile Organic Compounds by EPA 8260B										
1,2,4-Trimethylbenzene	**2.3**	J	5.4	0.39	ug/kg dry	1.00	10/19/09 19:13	RJ	9J19018	8260B
Acetone	**21**	J	27	1.2	ug/kg dry	1.00	10/19/09 19:13	RJ	9J19018	8260B
Cyclohexane	**1.1**	J	5.4	0.25	ug/kg dry	1.00	10/19/09 19:13	RJ	9J19018	8260B
Methylene Chloride	**5.2**	J	5.4	1.1	ug/kg dry	1.00	10/19/09 19:13	RJ	9J19018	8260B
Semivolatile Organics by GC/MS										
2-Methylnaphthalene	**14000**	D10	1900	22	ug/kg dry	10.0	10/20/09 17:36	MKP	9J15066	8270C
Acenaphthene	**1400**	D10,J	1900	22	ug/kg dry	10.0	10/20/09 17:36	MKP	9J15066	8270C
Anthracene	**1100**	D10,J	1900	47	ug/kg dry	10.0	10/20/09 17:36	MKP	9J15066	8270C
Diethyl phthalate	**410**	D10,J	1900	56	ug/kg dry	10.0	10/20/09 17:36	MKP	9J15066	8270C
Fluoranthene	**230**	D10,J	1900	27	ug/kg dry	10.0	10/20/09 17:36	MKP	9J15066	8270C
Fluorene	**2300**	D10	1900	43	ug/kg dry	10.0	10/20/09 17:36	MKP	9J15066	8270C
Naphthalene	**610**	D10,J	1900	31	ug/kg dry	10.0	10/20/09 17:36	MKP	9J15066	8270C
Phenanthrene	**6900**	D10	1900	39	ug/kg dry	10.0	10/20/09 17:36	MKP	9J15066	8270C
Pyrene	**510**	D10,J	1900	12	ug/kg dry	10.0	10/20/09 17:36	MKP	9J15066	8270C
Total Metals by SW 846 Series Methods										
Aluminum	**8270**		10.4	NR	mg/kg dry	1.00	10/17/09 15:14	LMH	9J16051	6010B
Arsenic	**2.2**		2.1	NR	mg/kg dry	1.00	10/17/09 15:14	LMH	9J16051	6010B
Barium	**46.8**		0.520	NR	mg/kg dry	1.00	10/17/09 15:14	LMH	9J16051	6010B
Beryllium	**0.381**		0.208	NR	mg/kg dry	1.00	10/17/09 15:14	LMH	9J16051	6010B
Calcium	**37600**		52.0	NR	mg/kg dry	1.00	10/17/09 15:14	LMH	9J16051	6010B
Chromium	**11.9**		0.520	NR	mg/kg dry	1.00	10/17/09 15:14	LMH	9J16051	6010B
Cobalt	**8.22**		0.520	NR	mg/kg dry	1.00	10/17/09 15:14	LMH	9J16051	6010B
Copper	**11.6**		1.0	NR	mg/kg dry	1.00	10/17/09 15:14	LMH	9J16051	6010B
Iron	**14400**		10.4	NR	mg/kg dry	1.00	10/17/09 15:14	LMH	9J16051	6010B
Lead	**3.6**		1.0	NR	mg/kg dry	1.00	10/17/09 15:14	LMH	9J16051	6010B
Magnesium	**8180**		20.8	NR	mg/kg dry	1.00	10/17/09 15:14	LMH	9J16051	6010B
Manganese	**556**		0.2	NR	mg/kg dry	1.00	10/17/09 15:14	LMH	9J16051	6010B
Nickel	**17.6**		5.20	NR	mg/kg dry	1.00	10/17/09 15:14	LMH	9J16051	6010B
Potassium	**1610**		31.2	NR	mg/kg dry	1.00	10/17/09 15:14	LMH	9J16051	6010B
Sodium	**167**		146	NR	mg/kg dry	1.00	10/17/09 15:14	LMH	9J16051	6010B
Vanadium	**15.2**		0.520	NR	mg/kg dry	1.00	10/17/09 15:14	LMH	9J16051	6010B
Zinc	**38.6**		2.1	NR	mg/kg dry	1.00	10/17/09 15:14	LMH	9J16051	6010B
General Chemistry Parameters										
Percent Solids	**91**		0.010	NR	%	1.00	10/16/09 14:17	JR	9J16033	Dry Weight

Benchmark Environmental & Engineering Science
2558 Hamburg Turnpike, Suite 300
Lackawanna, NY 14218

SDG Number: RSJ0891

Project: Benchmark - Globe site
Project Number: TURN

Received: 10/15/09-10/20/09
Reported: 11/02/09 13:16

Executive Summary - Detections

Analyte	Sample Result	Data Qualifiers	RL	MDL	Units	Dil Fac	Date Analyzed	Lab Tech	Batch	Method
Client ID: SB-20 (0-2) (RSJ0991-02 - Solid)						**Sampled: 10/15/09 11:30**		**Recvd: 10/16/09 10:05**		
Polychlorinated Biphenyls by EPA Method 8082										
Aroclor 1260	**46**	QSU	19	4.1	ug/kg dry	1.00	10/20/09 07:35	JxM	9J17039	8082
Total Metals by SW 846 Series Methods										
Aluminum	**18900**		13.1	NR	mg/kg dry	1.00	10/20/09 20:19	DAN	9J19050	6010B
Arsenic	**2.8**		2.6	NR	mg/kg dry	1.00	10/20/09 20:19	DAN	9J19050	6010B
Barium	**84.3**		0.655	NR	mg/kg dry	1.00	10/20/09 20:19	DAN	9J19050	6010B
Beryllium	**0.655**		0.262	NR	mg/kg dry	1.00	10/20/09 20:19	DAN	9J19050	6010B
Cadmium	**0.351**		0.262	NR	mg/kg dry	1.00	10/20/09 20:19	DAN	9J19050	6010B
Calcium	**16700**		65.5	NR	mg/kg dry	1.00	10/20/09 20:19	DAN	9J19050	6010B
Chromium	**271**		0.655	NR	mg/kg dry	1.00	10/20/09 20:19	DAN	9J19050	6010B
Cobalt	**7.93**		0.655	NR	mg/kg dry	1.00	10/20/09 20:19	DAN	9J19050	6010B
Copper	**28.3**		1.3	NR	mg/kg dry	1.00	10/20/09 20:19	DAN	9J19050	6010B
Iron	**5960**		13.1	NR	mg/kg dry	1.00	10/20/09 20:19	DAN	9J19050	6010B
Lead	**64.7**		1.3	NR	mg/kg dry	1.00	10/20/09 20:19	DAN	9J19050	6010B
Magnesium	**59200**	D08	131	NR	mg/kg dry	5.00	10/22/09 00:23	DAN	9J19050	6010B
Manganese	**645**		0.3	NR	mg/kg dry	1.00	10/20/09 20:19	DAN	9J19050	6010B
Nickel	**144**		6.55	NR	mg/kg dry	1.00	10/20/09 20:19	DAN	9J19050	6010B
Potassium	**810**		39.3	NR	mg/kg dry	1.00	10/20/09 20:19	DAN	9J19050	6010B
Vanadium	**8.71**		0.655	NR	mg/kg dry	1.00	10/20/09 20:19	DAN	9J19050	6010B
Zinc	**142**		2.6	NR	mg/kg dry	1.00	10/20/09 20:19	DAN	9J19050	6010B
General Chemistry Parameters										
Percent Solids	**83**		0.010	NR	%	1.00	10/19/09 14:32	JRR	9J19026	Dry Weight
Client ID: SB-21 (12-14) (RSJ1008-04 - Solid)						**Sampled: 10/16/09 13:20**		**Recvd: 10/16/09 15:12**		
Volatile Organic Compounds by EPA 8260B										
1,2,4-Trimethylbenzene	**4.1**	J	5.5	0.40	ug/kg dry	1.00	10/20/09 11:48	PQ	9J20008	8260B
Acetone	**16**	J	27	1.2	ug/kg dry	1.00	10/20/09 11:48	PQ	9J20008	8260B
Cyclohexane	**2.3**	J, B	5.5	0.25	ug/kg dry	1.00	10/20/09 11:48	PQ	9J20008	8260B
Isopropylbenzene	**1.3**	J	5.5	0.82	ug/kg dry	1.00	10/20/09 11:48	PQ	9J20008	8260B
Methylcyclohexane	**3.7**	J	5.5	0.35	ug/kg dry	1.00	10/20/09 11:48	PQ	9J20008	8260B
Methylene Chloride	**3.1**	B, J	5.5	1.1	ug/kg dry	1.00	10/20/09 11:48	PQ	9J20008	8260B
m-Xylene & p-Xylene	**1.8**	J	11	0.92	ug/kg dry	1.00	10/20/09 11:48	PQ	9J20008	8260B
n-Butylbenzene	**6.2**		5.5	0.48	ug/kg dry	1.00	10/20/09 11:48	PQ	9J20008	8260B
n-Propylbenzene	**3.9**	J	5.5	0.44	ug/kg dry	1.00	10/20/09 11:48	PQ	9J20008	8260B
sec-Butylbenzene	**3.2**	J	5.5	0.48	ug/kg dry	1.00	10/20/09 11:48	PQ	9J20008	8260B
Toluene	**1.3**	J	5.5	0.41	ug/kg dry	1.00	10/20/09 11:48	PQ	9J20008	8260B
Xylenes, total	**1.8**	J	11	0.92	ug/kg dry	1.00	10/20/09 11:48	PQ	9J20008	8260B
Total Metals by SW 846 Series Methods										
Aluminum	**3570**		11.5	NR	mg/kg dry	1.00	10/20/09 21:06	DAN	9J19050	6010B
Barium	**22.7**		0.574	NR	mg/kg dry	1.00	10/20/09 21:06	DAN	9J19050	6010B
Beryllium	**0.230**		0.230	NR	mg/kg dry	1.00	10/20/09 21:06	DAN	9J19050	6010B
Cadmium	**0.641**		0.230	NR	mg/kg dry	1.00	10/20/09 21:06	DAN	9J19050	6010B
Calcium	**111000**	D08	287	NR	mg/kg dry	5.00	10/22/09 00:52	DAN	9J19050	6010B
Chromium	**7.28**		0.574	NR	mg/kg dry	1.00	10/20/09 21:06	DAN	9J19050	6010B

Benchmark Environmental & Engineering Science
2558 Hamburg Turnpike, Suite 300
Lackawanna, NY 14218

SDG Number: RSJ0891

Project: Benchmark - Globe site
Project Number: TURN

Received: 10/15/09-10/20/09
Reported: 11/02/09 13:16

Executive Summary - Detections

Analyte	Sample Result	Data Qualifiers	RL	MDL	Units	Dil Fac	Date Analyzed	Lab Tech	Batch	Method
Client ID: SB-21 (12-14) (RSJ1008-04 - Solid) - cont.						**Sampled: 10/16/09 13:20**		**Recvd: 10/16/09 15:12**		
Total Metals by SW 846 Series Methods - cont.										
Cobalt	**3.47**		0.574	NR	mg/kg dry	1.00	10/20/09 21:06	DAN	9J19050	6010B
Copper	**9.0**		1.1	NR	mg/kg dry	1.00	10/20/09 21:06	DAN	9J19050	6010B
Iron	**7590**		11.5	NR	mg/kg dry	1.00	10/20/09 21:06	DAN	9J19050	6010B
Lead	**47.5**		1.1	NR	mg/kg dry	1.00	10/20/09 21:06	DAN	9J19050	6010B
Magnesium	**52700**	D08	115	NR	mg/kg dry	5.00	10/22/09 00:52	DAN	9J19050	6010B
Manganese	**552**		0.2	NR	mg/kg dry	1.00	10/20/09 21:06	DAN	9J19050	6010B
Nickel	**8.47**		5.74	NR	mg/kg dry	1.00	10/20/09 21:06	DAN	9J19050	6010B
Potassium	**1040**		34.4	NR	mg/kg dry	1.00	10/20/09 21:06	DAN	9J19050	6010B
Vanadium	**9.32**		0.574	NR	mg/kg dry	1.00	10/20/09 21:06	DAN	9J19050	6010B
Zinc	**174**		2.3	NR	mg/kg dry	1.00	10/20/09 21:06	DAN	9J19050	6010B
General Chemistry Parameters										
Percent Solids	**89**		0.010	NR	%	1.00	10/19/09 15:00	JRR	9J19026	Dry Weight
Client ID: SB-22 (4-6) (RSJ0991-03 - Solid)						**Sampled: 10/15/09 13:00**		**Recvd: 10/16/09 10:05**		
Semivolatile Organics by GC/MS										
Acenaphthene	**150**	D10,J	1900	23	ug/kg dry	10.0	10/20/09 15:06	JLG	9J17040	8270C
Benzo(a)anthracene	**640**	D10,J	1900	33	ug/kg dry	10.0	10/20/09 15:06	JLG	9J17040	8270C
Benzo(a)pyrene	**810**	D10,J	1900	46	ug/kg dry	10.0	10/20/09 15:06	JLG	9J17040	8270C
Benzo(b)fluoranthene	**1300**	D10,J	1900	37	ug/kg dry	10.0	10/20/09 15:06	JLG	9J17040	8270C
Benzo(ghi)perylene	**650**	D10,J	1900	23	ug/kg dry	10.0	10/20/09 15:06	JLG	9J17040	8270C
Chrysene	**670**	D10,J	1900	19	ug/kg dry	10.0	10/20/09 15:06	JLG	9J17040	8270C
Fluoranthene	**1200**	D10,J	1900	28	ug/kg dry	10.0	10/20/09 15:06	JLG	9J17040	8270C
Indeno(1,2,3-cd)pyrene	**500**	D10,J	1900	53	ug/kg dry	10.0	10/20/09 15:06	JLG	9J17040	8270C
Phenanthrene	**860**	D10,J	1900	40	ug/kg dry	10.0	10/20/09 15:06	JLG	9J17040	8270C
Pyrene	**1000**	D10,J	1900	12	ug/kg dry	10.0	10/20/09 15:06	JLG	9J17040	8270C
Total Metals by SW 846 Series Methods										
Aluminum	**17200**		12.0	NR	mg/kg dry	1.00	10/20/09 20:24	DAN	9J19050	6010B
Arsenic	**5.1**		2.4	NR	mg/kg dry	1.00	10/20/09 20:24	DAN	9J19050	6010B
Barium	**264**		0.599	NR	mg/kg dry	1.00	10/20/09 20:24	DAN	9J19050	6010B
Beryllium	**2.71**		0.240	NR	mg/kg dry	1.00	10/20/09 20:24	DAN	9J19050	6010B
Cadmium	**0.280**		0.240	NR	mg/kg dry	1.00	10/20/09 20:24	DAN	9J19050	6010B
Calcium	**32600**		59.9	NR	mg/kg dry	1.00	10/20/09 20:24	DAN	9J19050	6010B
Chromium	**118**		0.599	NR	mg/kg dry	1.00	10/20/09 20:24	DAN	9J19050	6010B
Cobalt	**5.18**		0.599	NR	mg/kg dry	1.00	10/20/09 20:24	DAN	9J19050	6010B
Copper	**1460**		1.2	NR	mg/kg dry	1.00	10/20/09 20:24	DAN	9J19050	6010B
Iron	**11400**		12.0	NR	mg/kg dry	1.00	10/20/09 20:24	DAN	9J19050	6010B
Lead	**101**		1.2	NR	mg/kg dry	1.00	10/20/09 20:24	DAN	9J19050	6010B
Magnesium	**7310**		24.0	NR	mg/kg dry	1.00	10/20/09 20:24	DAN	9J19050	6010B
Manganese	**401**		0.2	NR	mg/kg dry	1.00	10/20/09 20:24	DAN	9J19050	6010B
Nickel	**44.4**		5.99	NR	mg/kg dry	1.00	10/20/09 20:24	DAN	9J19050	6010B
Potassium	**888**		36.0	NR	mg/kg dry	1.00	10/20/09 20:24	DAN	9J19050	6010B
Vanadium	**11.0**		0.599	NR	mg/kg dry	1.00	10/20/09 20:24	DAN	9J19050	6010B
Zinc	**102**		2.4	NR	mg/kg dry	1.00	10/20/09 20:24	DAN	9J19050	6010B
Mercury	**0.0399**		0.0214	NR	mg/kg dry	1.00	10/20/09 15:36	MXM	9J19064	7471A

Benchmark Environmental & Engineering Science
2558 Hamburg Turnpike, Suite 300
Lackawanna, NY 14218

SDG Number: RSJ0891

Project: Benchmark - Globe site
Project Number: TURN

Received: 10/15/09-10/20/09
Reported: 11/02/09 13:16

Executive Summary - Detections

Analyte	Sample Result	Data Qualifiers	RL	MDL	Units	Dil Fac	Date Analyzed	Lab Tech	Batch	Method
Client ID: SB-22 (4-6) (RSJ0991-03 - Solid) - cont.						**Sampled: 10/15/09 13:00**		**Recvd: 10/16/09 10:05**		
General Chemistry Parameters										
Percent Solids	**87**		0.010	NR	%	1.00	10/19/09 14:34	JRR	9J19026	Dry Weight
Client ID: SB-23 (8-12) (RSJ0991-04 - Solid)						**Sampled: 10/15/09 14:50**		**Recvd: 10/16/09 10:05**		
Volatile Organic Compounds by EPA 8260B										
1,2,4-Trimethylbenzene	**2.0**	J	5.6	0.40	ug/kg dry	1.00	10/20/09 03:19	CDC	9J19115	8260B
2-Butanone	**11**	J	28	2.0	ug/kg dry	1.00	10/20/09 03:19	CDC	9J19115	8260B
Acetone	**54**		28	1.2	ug/kg dry	1.00	10/20/09 03:19	CDC	9J19115	8260B
Carbon disulfide	**2.2**	J	5.6	0.48	ug/kg dry	1.00	10/20/09 03:19	CDC	9J19115	8260B
Cyclohexane	**3.8**	B, J	5.6	0.26	ug/kg dry	1.00	10/20/09 03:19	CDC	9J19115	8260B
Isopropylbenzene	**4.9**	J	5.6	0.84	ug/kg dry	1.00	10/20/09 03:19	CDC	9J19115	8260B
Methylcyclohexane	**4.2**	J	5.6	0.36	ug/kg dry	1.00	10/20/09 03:19	CDC	9J19115	8260B
Methylene Chloride	**6.6**	B	5.6	1.1	ug/kg dry	1.00	10/20/09 03:19	CDC	9J19115	8260B
m-Xylene & p-Xylene	**1.5**	J	11	0.94	ug/kg dry	1.00	10/20/09 03:19	CDC	9J19115	8260B
n-Butylbenzene	**5.5**	J	5.6	0.48	ug/kg dry	1.00	10/20/09 03:19	CDC	9J19115	8260B
n-Propylbenzene	**10**		5.6	0.45	ug/kg dry	1.00	10/20/09 03:19	CDC	9J19115	8260B
o-Xylene	**1.6**	J	5.6	0.73	ug/kg dry	1.00	10/20/09 03:19	CDC	9J19115	8260B
sec-Butylbenzene	**4.3**	J	5.6	0.48	ug/kg dry	1.00	10/20/09 03:19	CDC	9J19115	8260B
Toluene	**1.4**	J	5.6	0.42	ug/kg dry	1.00	10/20/09 03:19	CDC	9J19115	8260B
Xylenes, total	**3.1**	J	11	0.94	ug/kg dry	1.00	10/20/09 03:19	CDC	9J19115	8260B
Semivolatile Organics by GC/MS										
2-Methylnaphthalene	**250**	D10,J	1900	23	ug/kg dry	10.0	10/20/09 15:30	JLG	9J17040	8270C
Acenaphthene	**390**	D10,J	1900	22	ug/kg dry	10.0	10/20/09 15:30	JLG	9J17040	8270C
Fluoranthene	**350**	D10,J	1900	27	ug/kg dry	10.0	10/20/09 15:30	JLG	9J17040	8270C
Fluorene	**430**	D10,J	1900	44	ug/kg dry	10.0	10/20/09 15:30	JLG	9J17040	8270C
Phenanthrene	**540**	D10,J	1900	40	ug/kg dry	10.0	10/20/09 15:30	JLG	9J17040	8270C
Pyrene	**320**	D10,J	1900	12	ug/kg dry	10.0	10/20/09 15:30	JLG	9J17040	8270C
Polychlorinated Biphenyls by EPA Method 8082										
Aroclor 1254	**6.2**	QSU,J	19	3.9	ug/kg dry	1.00	10/20/09 08:12	JxM	9J17039	8082
Total Metals by SW 846 Series Methods										
Aluminum	**10200**		11.8	NR	mg/kg dry	1.00	10/20/09 20:29	DAN	9J19050	6010B
Arsenic	**7.5**		2.4	NR	mg/kg dry	1.00	10/20/09 20:29	DAN	9J19050	6010B
Barium	**89.7**		0.592	NR	mg/kg dry	1.00	10/20/09 20:29	DAN	9J19050	6010B
Beryllium	**0.544**		0.237	NR	mg/kg dry	1.00	10/20/09 20:29	DAN	9J19050	6010B
Cadmium	**1.01**		0.237	NR	mg/kg dry	1.00	10/20/09 20:29	DAN	9J19050	6010B
Calcium	**60600**		59.2	NR	mg/kg dry	1.00	10/20/09 20:29	DAN	9J19050	6010B
Chromium	**240**		0.592	NR	mg/kg dry	1.00	10/20/09 20:29	DAN	9J19050	6010B
Cobalt	**13.1**		0.592	NR	mg/kg dry	1.00	10/20/09 20:29	DAN	9J19050	6010B
Copper	**36.1**		1.2	NR	mg/kg dry	1.00	10/20/09 20:29	DAN	9J19050	6010B
Iron	**18000**		11.8	NR	mg/kg dry	1.00	10/20/09 20:29	DAN	9J19050	6010B
Lead	**17.9**		1.2	NR	mg/kg dry	1.00	10/20/09 20:29	DAN	9J19050	6010B
Magnesium	**27700**		23.7	NR	mg/kg dry	1.00	10/20/09 20:29	DAN	9J19050	6010B
Manganese	**2010**		0.2	NR	mg/kg dry	1.00	10/20/09 20:29	DAN	9J19050	6010B
Nickel	**277**		5.92	NR	mg/kg dry	1.00	10/20/09 20:29	DAN	9J19050	6010B
Potassium	**1720**		35.5	NR	mg/kg dry	1.00	10/20/09 20:29	DAN	9J19050	6010B

Benchmark Environmental & Engineering Science
2558 Hamburg Turnpike, Suite 300
Lackawanna, NY 14218

SDG Number: RSJ0891

Project: Benchmark - Globe site
Project Number: TURN

Received: 10/15/09-10/20/09
Reported: 11/02/09 13:16

Executive Summary - Detections

Analyte	Sample Result	Data Qualifiers	RL	MDL	Units	Dil Fac	Date Analyzed	Lab Tech	Batch	Method
Client ID: SB-23 (8-12) (RSJ0991-04 - Solid) - cont.						**Sampled: 10/15/09 14:50**		**Recvd: 10/16/09 10:05**		
Total Metals by SW 846 Series Methods - cont.										
Sodium	**238**		166	NR	mg/kg dry	1.00	10/20/09 20:29	DAN	9J19050	6010B
Vanadium	**19.7**		0.592	NR	mg/kg dry	1.00	10/20/09 20:29	DAN	9J19050	6010B
Zinc	**526**		2.4	NR	mg/kg dry	1.00	10/20/09 20:29	DAN	9J19050	6010B
General Chemistry Parameters										
Percent Solids	**89**		0.010	NR	%	1.00	10/19/09 14:36	JRR	9J19026	Dry Weight
Client ID: SB-24 (4-6) (RSJ1008-01 - Solid)						**Sampled: 10/16/09 09:30**		**Recvd: 10/16/09 15:12**		
Volatile Organic Compounds by EPA 8260B										
2-Butanone	**12**	J	29	2.1	ug/kg dry	1.00	10/20/09 05:49	CDC	9J19115	8260B
Acetone	**81**		29	1.3	ug/kg dry	1.00	10/20/09 05:49	CDC	9J19115	8260B
Carbon disulfide	**2.6**	J	5.7	0.49	ug/kg dry	1.00	10/20/09 05:49	CDC	9J19115	8260B
Methylene Chloride	**6.0**	B	5.7	1.1	ug/kg dry	1.00	10/20/09 05:49	CDC	9J19115	8260B
Semivolatile Organics by GC/MS										
2-Methylnaphthalene	**170**	D02,J	2000	24	ug/kg dry	10.0	10/20/09 13:03	JLG	9J18007	8270C
Benzo(a)anthracene	**310**	D02,J	2000	34	ug/kg dry	10.0	10/20/09 13:03	JLG	9J18007	8270C
Chrysene	**280**	D02,J	2000	20	ug/kg dry	10.0	10/20/09 13:03	JLG	9J18007	8270C
Fluoranthene	**540**	D02,J	2000	29	ug/kg dry	10.0	10/20/09 13:03	JLG	9J18007	8270C
Phenanthrene	**470**	D02,J	2000	41	ug/kg dry	10.0	10/20/09 13:03	JLG	9J18007	8270C
Pyrene	**460**	D02,J	2000	13	ug/kg dry	10.0	10/20/09 13:03	JLG	9J18007	8270C
Total Metals by SW 846 Series Methods										
Aluminum	**7830**		12.0	NR	mg/kg dry	1.00	10/20/09 20:52	DAN	9J19050	6010B
Arsenic	**8.5**		2.4	NR	mg/kg dry	1.00	10/20/09 20:52	DAN	9J19050	6010B
Barium	**126**		0.599	NR	mg/kg dry	1.00	10/20/09 20:52	DAN	9J19050	6010B
Beryllium	**0.471**		0.240	NR	mg/kg dry	1.00	10/20/09 20:52	DAN	9J19050	6010B
Cadmium	**1.52**		0.240	NR	mg/kg dry	1.00	10/20/09 20:52	DAN	9J19050	6010B
Calcium	**33000**		59.9	NR	mg/kg dry	1.00	10/20/09 20:52	DAN	9J19050	6010B
Chromium	**59.8**		0.599	NR	mg/kg dry	1.00	10/20/09 20:52	DAN	9J19050	6010B
Cobalt	**7.44**		0.599	NR	mg/kg dry	1.00	10/20/09 20:52	DAN	9J19050	6010B
Copper	**42.5**		1.2	NR	mg/kg dry	1.00	10/20/09 20:52	DAN	9J19050	6010B
Iron	**16400**		12.0	NR	mg/kg dry	1.00	10/20/09 20:52	DAN	9J19050	6010B
Lead	**34.0**		1.2	NR	mg/kg dry	1.00	10/20/09 20:52	DAN	9J19050	6010B
Magnesium	**17300**		24.0	NR	mg/kg dry	1.00	10/20/09 20:52	DAN	9J19050	6010B
Manganese	**2100**		0.2	NR	mg/kg dry	1.00	10/20/09 20:52	DAN	9J19050	6010B
Nickel	**28.1**		5.99	NR	mg/kg dry	1.00	10/20/09 20:52	DAN	9J19050	6010B
Potassium	**1280**		35.9	NR	mg/kg dry	1.00	10/20/09 20:52	DAN	9J19050	6010B
Sodium	**222**		168	NR	mg/kg dry	1.00	10/20/09 20:52	DAN	9J19050	6010B
Vanadium	**16.2**		0.599	NR	mg/kg dry	1.00	10/20/09 20:52	DAN	9J19050	6010B
Zinc	**670**		2.4	NR	mg/kg dry	1.00	10/20/09 20:52	DAN	9J19050	6010B
Mercury	**0.0316**		0.0234	NR	mg/kg dry	1.00	10/20/09 15:45	MXM	9J19064	7471A
General Chemistry Parameters										
Percent Solids	**85**		0.010	NR	%	1.00	10/19/09 14:54	JRR	9J19026	Dry Weight

Benchmark Environmental & Engineering Science
2558 Hamburg Turnpike, Suite 300
Lackawanna, NY 14218

SDG Number: RSJ0891

Project: Benchmark - Globe site
Project Number: TURN

Received: 10/15/09-10/20/09
Reported: 11/02/09 13:16

Executive Summary - Detections

Analyte	Sample Result	Data Qualifiers	RL	MDL	Units	Dil Fac	Date Analyzed	Lab Tech	Batch	Method
Client ID: SB-25 (1-3) (RSJ0991-05 - Solid)						**Sampled: 10/15/09 16:00**		**Recvd: 10/16/09 10:05**		
Polychlorinated Biphenyls by EPA Method 8082										
Aroclor 1254	**170**	QSU, D08	35	7.3	ug/kg dry	2.00	10/20/09 08:30	JxM	9J17039	8082
Aroclor 1260	**140**	QSU, D08	35	7.3	ug/kg dry	2.00	10/20/09 08:30	JxM	9J17039	8082
Total Metals by SW 846 Series Methods										
Aluminum	**5840**		10.3	NR	mg/kg dry	1.00	10/20/09 20:47	DAN	9J19050	6010B
Arsenic	**58.2**		2.1	NR	mg/kg dry	1.00	10/20/09 20:47	DAN	9J19050	6010B
Barium	**304**		0.513	NR	mg/kg dry	1.00	10/20/09 20:47	DAN	9J19050	6010B
Beryllium	**0.580**		0.205	NR	mg/kg dry	1.00	10/20/09 20:47	DAN	9J19050	6010B
Cadmium	**5.67**		0.205	NR	mg/kg dry	1.00	10/20/09 20:47	DAN	9J19050	6010B
Calcium	**40600**		51.3	NR	mg/kg dry	1.00	10/20/09 20:47	DAN	9J19050	6010B
Chromium	**301**		0.513	NR	mg/kg dry	1.00	10/20/09 20:47	DAN	9J19050	6010B
Cobalt	**25.2**		0.513	NR	mg/kg dry	1.00	10/20/09 20:47	DAN	9J19050	6010B
Copper	**379**		1.0	NR	mg/kg dry	1.00	10/20/09 20:47	DAN	9J19050	6010B
Iron	**60400**	D08	51.3	NR	mg/kg dry	5.00	10/22/09 00:28	DAN	9J19050	6010B
Lead	**113**		1.0	NR	mg/kg dry	1.00	10/20/09 20:47	DAN	9J19050	6010B
Magnesium	**21300**		20.5	NR	mg/kg dry	1.00	10/20/09 20:47	DAN	9J19050	6010B
Manganese	**20400**	D08	4.1	NR	mg/kg dry	20.0	10/22/09 09:45	DAN	9J19050	6010B
Nickel	**151**		5.13	NR	mg/kg dry	1.00	10/20/09 20:47	DAN	9J19050	6010B
Potassium	**707**		30.8	NR	mg/kg dry	1.00	10/20/09 20:47	DAN	9J19050	6010B
Silver	**0.843**		0.513	NR	mg/kg dry	1.00	10/20/09 20:47	DAN	9J19050	6010B
Sodium	**351**		144	NR	mg/kg dry	1.00	10/20/09 20:47	DAN	9J19050	6010B
Vanadium	**25.8**		0.513	NR	mg/kg dry	1.00	10/20/09 20:47	DAN	9J19050	6010B
Zinc	**2180**	D08	10.3	NR	mg/kg dry	5.00	10/22/09 00:28	DAN	9J19050	6010B
Mercury	**0.0986**		0.0206	NR	mg/kg dry	1.00	10/20/09 15:43	MXM	9J19064	7471A
General Chemistry Parameters										
Percent Solids	**95**		0.010	NR	%	1.00	10/19/09 14:38	JRR	9J19026	Dry Weight
Client ID: SB-26 (1-3) (RSJ1103-01 - Solid)						**Sampled: 10/19/09 09:24**		**Recvd: 10/20/09 10:10**		
Semivolatile Organics by GC/MS										
Benzo(a)anthracene	**120**	D10,J	1000	17	ug/kg dry	5.00	10/23/09 21:53	MKP	9J20078	8270C
Benzo(a)pyrene	**120**	D10,J	1000	24	ug/kg dry	5.00	10/23/09 21:53	MKP	9J20078	8270C
Benzo(b)fluoranthene	**120**	D10,J	1000	20	ug/kg dry	5.00	10/23/09 21:53	MKP	9J20078	8270C
Benzo(k)fluoranthene	**64**	D10,J	1000	11	ug/kg dry	5.00	10/23/09 21:53	MKP	9J20078	8270C
Chrysene	**100**	D10,J	1000	10	ug/kg dry	5.00	10/23/09 21:53	MKP	9J20078	8270C
Fluoranthene	**150**	D10,J	1000	15	ug/kg dry	5.00	10/23/09 21:53	MKP	9J20078	8270C
Phenanthrene	**130**	D10,J	1000	21	ug/kg dry	5.00	10/23/09 21:53	MKP	9J20078	8270C
Pyrene	**150**	D10,J	1000	6.5	ug/kg dry	5.00	10/23/09 21:53	MKP	9J20078	8270C
Total Metals by SW 846 Series Methods										
Aluminum	**17500**		12.6	NR	mg/kg dry	1.00	10/22/09 07:43	DAN	9J21022	6010B
Arsenic	**5.0**		2.5	NR	mg/kg dry	1.00	10/22/09 07:43	DAN	9J21022	6010B
Barium	**107**		0.631	NR	mg/kg dry	1.00	10/22/09 07:43	DAN	9J21022	6010B
Beryllium	**0.746**		0.252	NR	mg/kg dry	1.00	10/22/09 07:43	DAN	9J21022	6010B
Cadmium	**0.382**		0.252	NR	mg/kg dry	1.00	10/22/09 07:43	DAN	9J21022	6010B
Calcium	**5850**		63.1	NR	mg/kg dry	1.00	10/22/09 07:43	DAN	9J21022	6010B

Benchmark Environmental & Engineering Science
2558 Hamburg Turnpike, Suite 300
Lackawanna, NY 14218

SDG Number: RSJ0891

Project: Benchmark - Globe site
Project Number: TURN

Received: 10/15/09-10/20/09
Reported: 11/02/09 13:16

Executive Summary - Detections

Analyte	Sample Result	Data Qualifiers	RL	MDL	Units	Dil Fac	Date Analyzed	Lab Tech	Batch	Method
Client ID: SB-26 (1-3) (RSJ1103-01 - Solid) - cont.						**Sampled: 10/19/09 09:24**		**Recvd: 10/20/09 10:10**		
Total Metals by SW 846 Series Methods - cont.										
Chromium	**21.3**		0.631	NR	mg/kg dry	1.00	10/22/09 07:43	DAN	9J21022	6010B
Cobalt	**9.65**		0.631	NR	mg/kg dry	1.00	10/22/09 07:43	DAN	9J21022	6010B
Copper	**22.2**		1.3	NR	mg/kg dry	1.00	10/22/09 07:43	DAN	9J21022	6010B
Iron	**21500**		12.6	NR	mg/kg dry	1.00	10/22/09 07:43	DAN	9J21022	6010B
Lead	**9.9**		1.3	NR	mg/kg dry	1.00	10/22/09 07:43	DAN	9J21022	6010B
Magnesium	**12300**		25.2	NR	mg/kg dry	1.00	10/22/09 07:43	DAN	9J21022	6010B
Manganese	**569**		0.3	NR	mg/kg dry	1.00	10/22/09 07:43	DAN	9J21022	6010B
Nickel	**25.3**		6.31	NR	mg/kg dry	1.00	10/22/09 07:43	DAN	9J21022	6010B
Potassium	**1580**		37.9	NR	mg/kg dry	1.00	10/22/09 07:43	DAN	9J21022	6010B
Vanadium	**23.4**		0.631	NR	mg/kg dry	1.00	10/22/09 07:43	DAN	9J21022	6010B
Zinc	**130**		2.5	NR	mg/kg dry	1.00	10/22/09 07:43	DAN	9J21022	6010B
General Chemistry Parameters										
Percent Solids	**83**		0.010	NR	%	1.00	10/22/09 15:44	JRR	9J22037	Dry Weight
Client ID: SB-27A (1-3) (RSJ1103-02 - Solid)						**Sampled: 10/19/09 11:55**		**Recvd: 10/20/09 10:10**		
Semivolatile Organics by GC/MS										
Acenaphthene	**75**	D10,J	1800	21	ug/kg dry	10.0	10/23/09 22:18	MKP	9J20078	8270C
Anthracene	**160**	D10,J	1800	46	ug/kg dry	10.0	10/23/09 22:18	MKP	9J20078	8270C
Benzo(a)anthracene	**410**	D10,J	1800	31	ug/kg dry	10.0	10/23/09 22:18	MKP	9J20078	8270C
Benzo(a)pyrene	**360**	D10,J	1800	43	ug/kg dry	10.0	10/23/09 22:18	MKP	9J20078	8270C
Benzo(b)fluoranthene	**490**	D10,J	1800	35	ug/kg dry	10.0	10/23/09 22:18	MKP	9J20078	8270C
Benzo(ghi)perylene	**240**	D10,J	1800	22	ug/kg dry	10.0	10/23/09 22:18	MKP	9J20078	8270C
Benzo(k)fluoranthene	**160**	D10,J	1800	20	ug/kg dry	10.0	10/23/09 22:18	MKP	9J20078	8270C
Carbazole	**85**	D10,J	1800	21	ug/kg dry	10.0	10/23/09 22:18	MKP	9J20078	8270C
Chrysene	**420**	D10,J	1800	18	ug/kg dry	10.0	10/23/09 22:18	MKP	9J20078	8270C
Fluoranthene	**860**	D10,J	1800	26	ug/kg dry	10.0	10/23/09 22:18	MKP	9J20078	8270C
Indeno(1,2,3-cd)pyrene	**180**	D10,J	1800	50	ug/kg dry	10.0	10/23/09 22:18	MKP	9J20078	8270C
Phenanthrene	**760**	D10,J	1800	38	ug/kg dry	10.0	10/23/09 22:18	MKP	9J20078	8270C
Pyrene	**740**	D10,J	1800	12	ug/kg dry	10.0	10/23/09 22:18	MKP	9J20078	8270C
Total Metals by SW 846 Series Methods										
Aluminum	**10000**		10.8	NR	mg/kg dry	1.00	10/22/09 07:48	DAN	9J21022	6010B
Arsenic	**4.4**		2.2	NR	mg/kg dry	1.00	10/22/09 07:48	DAN	9J21022	6010B
Barium	**64.0**		0.542	NR	mg/kg dry	1.00	10/22/09 07:48	DAN	9J21022	6010B
Beryllium	**0.445**		0.217	NR	mg/kg dry	1.00	10/22/09 07:48	DAN	9J21022	6010B
Cadmium	**0.390**		0.217	NR	mg/kg dry	1.00	10/22/09 07:48	DAN	9J21022	6010B
Calcium	**44000**		54.2	NR	mg/kg dry	1.00	10/22/09 07:48	DAN	9J21022	6010B
Chromium	**84.9**		0.542	NR	mg/kg dry	1.00	10/22/09 07:48	DAN	9J21022	6010B
Cobalt	**7.92**		0.542	NR	mg/kg dry	1.00	10/22/09 07:48	DAN	9J21022	6010B
Copper	**22.0**		1.1	NR	mg/kg dry	1.00	10/22/09 07:48	DAN	9J21022	6010B
Iron	**15600**		10.8	NR	mg/kg dry	1.00	10/22/09 07:48	DAN	9J21022	6010B
Lead	**38.4**		1.1	NR	mg/kg dry	1.00	10/22/09 07:48	DAN	9J21022	6010B
Magnesium	**16600**		21.7	NR	mg/kg dry	1.00	10/22/09 07:48	DAN	9J21022	6010B
Manganese	**719**		0.2	NR	mg/kg dry	1.00	10/22/09 07:48	DAN	9J21022	6010B
Nickel	**19.8**		5.42	NR	mg/kg dry	1.00	10/22/09 07:48	DAN	9J21022	6010B

Benchmark Environmental & Engineering Science
2558 Hamburg Turnpike, Suite 300
Lackawanna, NY 14218

SDG Number: RSJ0891

Project: Benchmark - Globe site
Project Number: TURN

Received: 10/15/09-10/20/09
Reported: 11/02/09 13:16

Executive Summary - Detections

Analyte	Sample Result	Data Qualifiers	RL	MDL	Units	Dil Fac	Date Analyzed	Lab Tech	Batch	Method
Client ID: SB-27A (1-3) (RSJ1103-02 - Solid) - cont.						**Sampled: 10/19/09 11:55**		**Recvd: 10/20/09 10:10**		
Total Metals by SW 846 Series Methods - cont.										
Potassium	**1140**		32.5	NR	mg/kg dry	1.00	10/22/09 07:48	DAN	9J21022	6010B
Vanadium	**20.4**		0.542	NR	mg/kg dry	1.00	10/22/09 07:48	DAN	9J21022	6010B
Zinc	**126**		2.2	NR	mg/kg dry	1.00	10/22/09 07:48	DAN	9J21022	6010B
Mercury	**0.0638**		0.0226	NR	mg/kg dry	1.00	10/24/09 18:00	MXM	9J23054	7471A
General Chemistry Parameters										
Percent Solids	**92**		0.010	NR	%	1.00	10/22/09 15:46	JRR	9J22037	Dry Weight
Client ID: SB-28 (6-8) (RSJ1103-03 - Solid)						**Sampled: 10/19/09 13:30**		**Recvd: 10/20/09 10:10**		
Volatile Organic Compounds by EPA 8260B										
1,4-Dichlorobenzene	**1.4**	B, J	5.1	0.71	ug/kg dry	1.00	10/21/09 01:17	CDC	9J20107	8260B
Methylene Chloride	**4.9**	J	5.1	1.0	ug/kg dry	1.00	10/21/09 01:17	CDC	9J20107	8260B
Semivolatile Organics by GC/MS										
Bis(2-ethylhexyl) phthalate	**67**	J	170	55	ug/kg dry	1.00	10/23/09 22:42	MKP	9J20078	8270C
Total Metals by SW 846 Series Methods										
Aluminum	**2790**		9.8	NR	mg/kg dry	1.00	10/22/09 07:53	DAN	9J21022	6010B
Arsenic	**2.4**		2.0	NR	mg/kg dry	1.00	10/22/09 07:53	DAN	9J21022	6010B
Barium	**12.0**		0.490	NR	mg/kg dry	1.00	10/22/09 07:53	DAN	9J21022	6010B
Beryllium	**0.226**		0.196	NR	mg/kg dry	1.00	10/22/09 07:53	DAN	9J21022	6010B
Cadmium	**0.747**		0.196	NR	mg/kg dry	1.00	10/22/09 07:53	DAN	9J21022	6010B
Calcium	**199000**	D08	490	NR	mg/kg dry	10.0	10/22/09 18:27	AMH	9J21022	6010B
Chromium	**3.93**		0.490	NR	mg/kg dry	1.00	10/22/09 07:53	DAN	9J21022	6010B
Cobalt	**2.24**		0.490	NR	mg/kg dry	1.00	10/22/09 07:53	DAN	9J21022	6010B
Copper	**6.2**		1.0	NR	mg/kg dry	1.00	10/22/09 07:53	DAN	9J21022	6010B
Iron	**6720**		9.8	NR	mg/kg dry	1.00	10/22/09 07:53	DAN	9J21022	6010B
Lead	**144**		1.0	NR	mg/kg dry	1.00	10/22/09 07:53	DAN	9J21022	6010B
Magnesium	**120000**	D08	196	NR	mg/kg dry	10.0	10/22/09 18:27	AMH	9J21022	6010B
Manganese	**461**		0.2	NR	mg/kg dry	1.00	10/22/09 07:53	DAN	9J21022	6010B
Nickel	**4.95**		4.90	NR	mg/kg dry	1.00	10/22/09 07:53	DAN	9J21022	6010B
Potassium	**842**		29.4	NR	mg/kg dry	1.00	10/22/09 07:53	DAN	9J21022	6010B
Sodium	**213**		137	NR	mg/kg dry	1.00	10/22/09 07:53	DAN	9J21022	6010B
Vanadium	**7.67**		0.490	NR	mg/kg dry	1.00	10/22/09 07:53	DAN	9J21022	6010B
Zinc	**262**		2.0	NR	mg/kg dry	1.00	10/22/09 07:53	DAN	9J21022	6010B
General Chemistry Parameters										
Percent Solids	**97**		0.010	NR	%	1.00	10/22/09 15:48	JRR	9J22037	Dry Weight
Client ID: SB-29 (4-6) (RSJ1008-03 - Solid)						**Sampled: 10/16/09 12:20**		**Recvd: 10/16/09 15:12**		
Volatile Organic Compounds by EPA 8260B										
Acetone	**16**	J	28	1.2	ug/kg dry	1.00	10/20/09 08:42	CDC	9J19115	8260B
Carbon disulfide	**1.5**	J	5.6	0.48	ug/kg dry	1.00	10/20/09 08:42	CDC	9J19115	8260B
Methylene Chloride	**6.3**	B	5.6	1.1	ug/kg dry	1.00	10/20/09 08:42	CDC	9J19115	8260B

Benchmark Environmental & Engineering Science
2558 Hamburg Turnpike, Suite 300
Lackawanna, NY 14218

SDG Number: RSJ0891

Project: Benchmark - Globe site
Project Number: TURN

Received: 10/15/09-10/20/09
Reported: 11/02/09 13:16

Executive Summary - Detections

Analyte	Sample Result	Data Qualifiers	RL	MDL	Units	Dil Fac	Date Analyzed	Lab Tech	Batch	Method
Client ID: SB-29 (4-6) (RSJ1008-03 - Solid) - cont.						**Sampled: 10/16/09 12:20**		**Recvd: 10/16/09 15:12**		
Semivolatile Organics by GC/MS										
Bis(2-ethylhexyl) phthalate	**88**	J	200	63	ug/kg dry	1.00	10/20/09 13:50	JLG	9J18007	8270C
Total Metals by SW 846 Series Methods										
Aluminum	**2110**		11.9	NR	mg/kg dry	1.00	10/20/09 21:01	DAN	9J19050	6010B
Arsenic	**16.9**		2.4	NR	mg/kg dry	1.00	10/20/09 21:01	DAN	9J19050	6010B
Barium	**96.5**		0.594	NR	mg/kg dry	1.00	10/20/09 21:01	DAN	9J19050	6010B
Beryllium	**0.387**		0.238	NR	mg/kg dry	1.00	10/20/09 21:01	DAN	9J19050	6010B
Calcium	**2250**		59.4	NR	mg/kg dry	1.00	10/20/09 21:01	DAN	9J19050	6010B
Chromium	**4.09**		0.594	NR	mg/kg dry	1.00	10/20/09 21:01	DAN	9J19050	6010B
Cobalt	**0.619**		0.594	NR	mg/kg dry	1.00	10/20/09 21:01	DAN	9J19050	6010B
Copper	**232**		1.2	NR	mg/kg dry	1.00	10/20/09 21:01	DAN	9J19050	6010B
Iron	**7640**		11.9	NR	mg/kg dry	1.00	10/20/09 21:01	DAN	9J19050	6010B
Lead	**2.6**		1.2	NR	mg/kg dry	1.00	10/20/09 21:01	DAN	9J19050	6010B
Magnesium	**280**		23.8	NR	mg/kg dry	1.00	10/20/09 21:01	DAN	9J19050	6010B
Manganese	**63.8**		0.2	NR	mg/kg dry	1.00	10/20/09 21:01	DAN	9J19050	6010B
Nickel	**64.0**		5.94	NR	mg/kg dry	1.00	10/20/09 21:01	DAN	9J19050	6010B
Potassium	**107**		35.7	NR	mg/kg dry	1.00	10/20/09 21:01	DAN	9J19050	6010B
Vanadium	**1.34**		0.594	NR	mg/kg dry	1.00	10/20/09 21:01	DAN	9J19050	6010B
Zinc	**23.5**		2.4	NR	mg/kg dry	1.00	10/20/09 21:01	DAN	9J19050	6010B
General Chemistry Parameters										
Percent Solids	**86**		0.010	NR	%	1.00	10/19/09 14:58	JRR	9J19026	Dry Weight
Client ID: SB-30 (0-4) (RSJ1008-02 - Solid)						**Sampled: 10/16/09 11:00**		**Recvd: 10/16/09 15:12**		
Volatile Organic Compounds by EPA 8260B										
Acetone	**7.0**	J	26	1.1	ug/kg dry	1.00	10/20/09 06:14	CDC	9J19115	8260B
Benzene	**1.6**	J	5.1	0.25	ug/kg dry	1.00	10/20/09 06:14	CDC	9J19115	8260B
Methylene Chloride	**6.0**	B	5.1	1.0	ug/kg dry	1.00	10/20/09 06:14	CDC	9J19115	8260B
Toluene	**1.6**	J	5.1	0.39	ug/kg dry	1.00	10/20/09 06:14	CDC	9J19115	8260B
Semivolatile Organics by GC/MS										
Benzo(a)anthracene	**200**	D10,J	1700	29	ug/kg dry	10.0	10/20/09 13:26	JLG	9J18007	8270C
Benzo(a)pyrene	**190**	D10,J	1700	41	ug/kg dry	10.0	10/20/09 13:26	JLG	9J18007	8270C
Benzo(b)fluoranthene	**310**	D10,J	1700	33	ug/kg dry	10.0	10/20/09 13:26	JLG	9J18007	8270C
Chrysene	**220**	D10,J	1700	17	ug/kg dry	10.0	10/20/09 13:26	JLG	9J18007	8270C
Fluoranthene	**240**	D10,J	1700	25	ug/kg dry	10.0	10/20/09 13:26	JLG	9J18007	8270C
Phenanthrene	**160**	D10,J	1700	36	ug/kg dry	10.0	10/20/09 13:26	JLG	9J18007	8270C
Pyrene	**230**	D10,J	1700	11	ug/kg dry	10.0	10/20/09 13:26	JLG	9J18007	8270C
Total Metals by SW 846 Series Methods										
Aluminum	**8200**		10.1	NR	mg/kg dry	1.00	10/20/09 20:56	DAN	9J19050	6010B
Arsenic	**77.3**		2.0	NR	mg/kg dry	1.00	10/20/09 20:56	DAN	9J19050	6010B
Barium	**249**		0.505	NR	mg/kg dry	1.00	10/20/09 20:56	DAN	9J19050	6010B
Beryllium	**0.414**		0.202	NR	mg/kg dry	1.00	10/20/09 20:56	DAN	9J19050	6010B
Cadmium	**2.71**		0.202	NR	mg/kg dry	1.00	10/20/09 20:56	DAN	9J19050	6010B

Benchmark Environmental & Engineering Science
2558 Hamburg Turnpike, Suite 300
Lackawanna, NY 14218

SDG Number: RSJ0891

Project: Benchmark - Globe site
Project Number: TURN

Received: 10/15/09-10/20/09
Reported: 11/02/09 13:16

Executive Summary - Detections

Analyte	Sample Result	Data Qualifiers	RL	MDL	Units	Dil Fac	Date Analyzed	Lab Tech	Batch	Method
Client ID: SB-30 (0-4) (RSJ1008-02 - Solid) - cont.						**Sampled: 10/16/09 11:00**		**Recvd: 10/16/09 15:12**		
Total Metals by SW 846 Series Methods - cont.										
Calcium	**19900**		50.5	NR	mg/kg dry	1.00	10/20/09 20:56	DAN	9J19050	6010B
Chromium	**793**		0.505	NR	mg/kg dry	1.00	10/20/09 20:56	DAN	9J19050	6010B
Cobalt	**38.6**		0.505	NR	mg/kg dry	1.00	10/20/09 20:56	DAN	9J19050	6010B
Copper	**142**		1.0	NR	mg/kg dry	1.00	10/20/09 20:56	DAN	9J19050	6010B
Iron	**27900**		10.1	NR	mg/kg dry	1.00	10/20/09 20:56	DAN	9J19050	6010B
Lead	**234**		1.0	NR	mg/kg dry	1.00	10/20/09 20:56	DAN	9J19050	6010B
Magnesium	**27500**		20.2	NR	mg/kg dry	1.00	10/20/09 20:56	DAN	9J19050	6010B
Manganese	**52800**	D08	10.1	NR	mg/kg dry	50.0	10/22/09 09:50	DAN	9J19050	6010B
Nickel	**180**		5.05	NR	mg/kg dry	1.00	10/20/09 20:56	DAN	9J19050	6010B
Potassium	**2020**		30.3	NR	mg/kg dry	1.00	10/20/09 20:56	DAN	9J19050	6010B
Selenium	**8.1**		4.0	NR	mg/kg dry	1.00	10/20/09 20:56	DAN	9J19050	6010B
Silver	**1.68**		0.505	NR	mg/kg dry	1.00	10/20/09 20:56	DAN	9J19050	6010B
Sodium	**599**		141	NR	mg/kg dry	1.00	10/20/09 20:56	DAN	9J19050	6010B
Vanadium	**36.6**		0.505	NR	mg/kg dry	1.00	10/20/09 20:56	DAN	9J19050	6010B
Zinc	**396**		2.0	NR	mg/kg dry	1.00	10/20/09 20:56	DAN	9J19050	6010B
Mercury	**0.113**		0.0189	NR	mg/kg dry	1.00	10/20/09 15:46	MXM	9J19064	7471A
General Chemistry Parameters										
Percent Solids	**98**		0.010	NR	%	1.00	10/19/09 14:56	JRR	9J19026	Dry Weight

Benchmark Environmental & Engineering Science
2558 Hamburg Turnpike, Suite 300
Lackawanna, NY 14218

SDG Number: RSJ0891

Project: Benchmark - Globe site
Project Number: TURN

Received: 10/15/09-10/20/09
Reported: 11/02/09 13:16

Sample Summary

Sample Identification	Lab Number	Client Matrix	Date/Time Sampled	Date/Time Received	Sample Qualifiers
SB-13 (0-2)	RSJ0991-01	Solid	10/15/09 09:45	10/16/09 10:05	
SB-14 (8-12)	RSJ0891-01	Solid	10/14/09 09:15	10/15/09 10:00	
SB-15 (0-2)	RSJ0891-02	Solid	10/14/09 10:45	10/15/09 10:00	
SB-16 (0-2)	RSJ0891-03	Solid	10/14/09 11:50	10/15/09 10:00	
SB-17 (0-2)	RSJ0891-04	Solid	10/14/09 12:50	10/15/09 10:00	
SB-18 (2-4)	RSJ0891-05	Solid	10/14/09 14:30	10/15/09 10:00	
SB-19 (11-14.7)	RSJ0891-06	Solid	10/14/09 15:30	10/15/09 10:00	
SB-20 (0-2)	RSJ0991-02	Solid	10/15/09 11:30	10/16/09 10:05	
SB-21 (12-14)	RSJ1008-04	Solid	10/16/09 13:20	10/16/09 15:12	
SB-22 (4-6)	RSJ0991-03	Solid	10/15/09 13:00	10/16/09 10:05	
SB-23 (8-12)	RSJ0991-04	Solid	10/15/09 14:50	10/16/09 10:05	
SB-24 (4-6)	RSJ1008-01	Solid	10/16/09 09:30	10/16/09 15:12	
SB-25 (1-3)	RSJ0991-05	Solid	10/15/09 16:00	10/16/09 10:05	
SB-26 (1-3)	RSJ1103-01	Solid	10/19/09 09:24	10/20/09 10:10	
SB-27A (1-3)	RSJ1103-02	Solid	10/19/09 11:55	10/20/09 10:10	
SB-28 (6-8)	RSJ1103-03	Solid	10/19/09 13:30	10/20/09 10:10	
SB-29 (4-6)	RSJ1008-03	Solid	10/16/09 12:20	10/16/09 15:12	
SB-30 (0-4)	RSJ1008-02	Solid	10/16/09 11:00	10/16/09 15:12	

Benchmark Environmental & Engineering Science
2558 Hamburg Turnpike, Suite 300
Lackawanna, NY 14218

SDG Number: RSJ0891

Project: Benchmark - Globe site
Project Number: TURN

Received: 10/15/09-10/20/09
Reported: 11/02/09 13:16

Analytical Report

Client ID: SB-13 (0-2) (RSJ0991-01 - Solid) **Sampled: 10/15/09 09:45** **Recvd: 10/16/09 10:05**

Volatile Organic Compounds by EPA 8260B

Analyte	Sample Result	Data Qualifiers	RL	MDL	Units	Dil Fac	Date Analyzed	Lab Tech	Batch	Method
1,1,1-Trichloroethane	ND		5.4	0.39	ug/kg dry	1.00	10/20/09 02:54	CDC	9J19115	8260B
1,1,2,2-Tetrachloroethane	ND		5.4	0.87	ug/kg dry	1.00	10/20/09 02:54	CDC	9J19115	8260B
1,1,2-Trichloroethane	ND		5.4	0.27	ug/kg dry	1.00	10/20/09 02:54	CDC	9J19115	8260B
1,1,2-Trichloro-1,2,2-trifluoroethane	ND		5.4	2.7	ug/kg dry	1.00	10/20/09 02:54	CDC	9J19115	8260B
1,1-Dichloroethane	ND		5.4	0.27	ug/kg dry	1.00	10/20/09 02:54	CDC	9J19115	8260B
1,1-Dichloroethene	ND		5.4	0.66	ug/kg dry	1.00	10/20/09 02:54	CDC	9J19115	8260B
1,2,4-Trichlorobenzene	ND		5.4	0.33	ug/kg dry	1.00	10/20/09 02:54	CDC	9J19115	8260B
1,2,4-Trimethylbenzene	ND		5.4	0.39	ug/kg dry	1.00	10/20/09 02:54	CDC	9J19115	8260B
1,2-Dibromo-3-chloropropane	ND		5.4	2.7	ug/kg dry	1.00	10/20/09 02:54	CDC	9J19115	8260B
1,2-Dibromoethane	ND		5.4	0.20	ug/kg dry	1.00	10/20/09 02:54	CDC	9J19115	8260B
1,2-Dichlorobenzene	ND		5.4	0.42	ug/kg dry	1.00	10/20/09 02:54	CDC	9J19115	8260B
1,2-Dichloroethane	ND		5.4	0.27	ug/kg dry	1.00	10/20/09 02:54	CDC	9J19115	8260B
1,2-Dichloropropane	ND		5.4	2.7	ug/kg dry	1.00	10/20/09 02:54	CDC	9J19115	8260B
1,3,5-Trimethylbenzene	ND		5.4	0.35	ug/kg dry	1.00	10/20/09 02:54	CDC	9J19115	8260B
1,3-Dichlorobenzene	ND		5.4	0.28	ug/kg dry	1.00	10/20/09 02:54	CDC	9J19115	8260B
1,4-Dichlorobenzene	ND		5.4	0.75	ug/kg dry	1.00	10/20/09 02:54	CDC	9J19115	8260B
2-Butanone	ND		27	2.0	ug/kg dry	1.00	10/20/09 02:54	CDC	9J19115	8260B
2-Hexanone	ND		27	1.9	ug/kg dry	1.00	10/20/09 02:54	CDC	9J19115	8260B
p-Cymene	ND		5.4	0.43	ug/kg dry	1.00	10/20/09 02:54	CDC	9J19115	8260B
4-Methyl-2-pentanone	ND		27	1.8	ug/kg dry	1.00	10/20/09 02:54	CDC	9J19115	8260B
Acetone	**6.8**	J	27	1.2	ug/kg dry	1.00	10/20/09 02:54	CDC	9J19115	8260B
Benzene	ND		5.4	0.26	ug/kg dry	1.00	10/20/09 02:54	CDC	9J19115	8260B
Bromodichloromethane	ND		5.4	0.28	ug/kg dry	1.00	10/20/09 02:54	CDC	9J19115	8260B
Bromoform	ND		5.4	2.7	ug/kg dry	1.00	10/20/09 02:54	CDC	9J19115	8260B
Bromomethane	ND	L	5.4	1.2	ug/kg dry	1.00	10/20/09 02:54	CDC	9J19115	8260B
Carbon disulfide	ND		5.4	0.46	ug/kg dry	1.00	10/20/09 02:54	CDC	9J19115	8260B
Carbon Tetrachloride	ND		5.4	0.52	ug/kg dry	1.00	10/20/09 02:54	CDC	9J19115	8260B
Chlorobenzene	ND		5.4	0.71	ug/kg dry	1.00	10/20/09 02:54	CDC	9J19115	8260B
Dibromochloromethane	ND		5.4	0.30	ug/kg dry	1.00	10/20/09 02:54	CDC	9J19115	8260B
Chloroethane	ND		5.4	2.2	ug/kg dry	1.00	10/20/09 02:54	CDC	9J19115	8260B
Chloroform	ND		5.4	0.33	ug/kg dry	1.00	10/20/09 02:54	CDC	9J19115	8260B
Chloromethane	ND		5.4	0.33	ug/kg dry	1.00	10/20/09 02:54	CDC	9J19115	8260B
cis-1,2-Dichloroethene	ND		5.4	0.27	ug/kg dry	1.00	10/20/09 02:54	CDC	9J19115	8260B
cis-1,3-Dichloropropene	ND		5.4	0.31	ug/kg dry	1.00	10/20/09 02:54	CDC	9J19115	8260B
Cyclohexane	**1.5**	B, J	5.4	0.25	ug/kg dry	1.00	10/20/09 02:54	CDC	9J19115	8260B
Dichlorodifluoromethane	ND		5.4	0.45	ug/kg dry	1.00	10/20/09 02:54	CDC	9J19115	8260B
Ethylbenzene	ND		5.4	0.37	ug/kg dry	1.00	10/20/09 02:54	CDC	9J19115	8260B
Isopropylbenzene	ND		5.4	0.81	ug/kg dry	1.00	10/20/09 02:54	CDC	9J19115	8260B
Methyl Acetate	ND		5.4	0.29	ug/kg dry	1.00	10/20/09 02:54	CDC	9J19115	8260B
Methyl-t-Butyl Ether (MTBE)	ND		5.4	0.53	ug/kg dry	1.00	10/20/09 02:54	CDC	9J19115	8260B
Methylcyclohexane	ND		5.4	0.35	ug/kg dry	1.00	10/20/09 02:54	CDC	9J19115	8260B
Methylene Chloride	**4.8**	B, J	5.4	1.1	ug/kg dry	1.00	10/20/09 02:54	CDC	9J19115	8260B
m-Xylene & p-Xylene	ND		11	0.91	ug/kg dry	1.00	10/20/09 02:54	CDC	9J19115	8260B
n-Butylbenzene	ND		5.4	0.47	ug/kg dry	1.00	10/20/09 02:54	CDC	9J19115	8260B
n-Propylbenzene	ND		5.4	0.43	ug/kg dry	1.00	10/20/09 02:54	CDC	9J19115	8260B
o-Xylene	ND		5.4	0.70	ug/kg dry	1.00	10/20/09 02:54	CDC	9J19115	8260B
sec-Butylbenzene	ND		5.4	0.47	ug/kg dry	1.00	10/20/09 02:54	CDC	9J19115	8260B
Styrene	ND		5.4	0.27	ug/kg dry	1.00	10/20/09 02:54	CDC	9J19115	8260B

Benchmark Environmental & Engineering Science
2558 Hamburg Turnpike, Suite 300
Lackawanna, NY 14218

SDG Number: RSJ0891

Project: Benchmark - Globe site
Project Number: TURN

Received: 10/15/09-10/20/09
Reported: 11/02/09 13:16

Analytical Report

Client ID: SB-13 (0-2) (RSJ0991-01 - Solid) - cont. **Sampled: 10/15/09 09:45** **Recvd: 10/16/09 10:05**

Analyte	Sample Result	Data Qualifiers	RL	MDL	Units	Dil Fac	Date Analyzed	Lab Tech	Batch	Method
Volatile Organic Compounds by EPA 8260B - cont.										
Tetrachloroethene	ND		5.4	0.72	ug/kg dry	1.00	10/20/09 02:54	CDC	9J19115	8260B
Toluene	**1.8**	J	5.4	0.41	ug/kg dry	1.00	10/20/09 02:54	CDC	9J19115	8260B
trans-1,2-Dichloroethene	ND		5.4	0.56	ug/kg dry	1.00	10/20/09 02:54	CDC	9J19115	8260B
trans-1,3-Dichloropropene	ND		5.4	0.26	ug/kg dry	1.00	10/20/09 02:54	CDC	9J19115	8260B
Trichloroethene	ND		5.4	0.37	ug/kg dry	1.00	10/20/09 02:54	CDC	9J19115	8260B
Trichlorofluoromethane	ND		5.4	0.51	ug/kg dry	1.00	10/20/09 02:54	CDC	9J19115	8260B
Vinyl chloride	ND		11	0.66	ug/kg dry	1.00	10/20/09 02:54	CDC	9J19115	8260B
Xylenes, total	ND		11	0.91	ug/kg dry	1.00	10/20/09 02:54	CDC	9J19115	8260B
1,2-Dichloroethane-d4	*102 %*		*Surr Limits: (64-126%)*				*10/20/09 02:54*	*CDC*	*9J19115*	*8260B*
4-Bromofluorobenzene	*110 %*		*Surr Limits: (72-126%)*				*10/20/09 02:54*	*CDC*	*9J19115*	*8260B*
Toluene-d8	*115 %*		*Surr Limits: (71-125%)*				*10/20/09 02:54*	*CDC*	*9J19115*	*8260B*
Semivolatile Organics by GC/MS										
2,4,5-Trichlorophenol	ND	D12	7200	1600	ug/kg dry	40.0	10/20/09 14:17	JLG	9J17040	8270C
2,4,6-Trichlorophenol	ND	D12	7200	470	ug/kg dry	40.0	10/20/09 14:17	JLG	9J17040	8270C
2,4-Dichlorophenol	ND	D12	7200	380	ug/kg dry	40.0	10/20/09 14:17	JLG	9J17040	8270C
2,4-Dimethylphenol	ND	D12	7200	1900	ug/kg dry	40.0	10/20/09 14:17	JLG	9J17040	8270C
2,4-Dinitrophenol	ND	D12	14000	2500	ug/kg dry	40.0	10/20/09 14:17	JLG	9J17040	8270C
2,4-Dinitrotoluene	ND	D12	7200	1100	ug/kg dry	40.0	10/20/09 14:17	JLG	9J17040	8270C
2,6-Dinitrotoluene	ND	D12	7200	1800	ug/kg dry	40.0	10/20/09 14:17	JLG	9J17040	8270C
2-Chloronaphthalene	ND	D12	7200	480	ug/kg dry	40.0	10/20/09 14:17	JLG	9J17040	8270C
2-Chlorophenol	ND	D12	7200	360	ug/kg dry	40.0	10/20/09 14:17	JLG	9J17040	8270C
2-Methylnaphthalene	ND	D12	7200	87	ug/kg dry	40.0	10/20/09 14:17	JLG	9J17040	8270C
2-Methylphenol	ND	D12	7200	220	ug/kg dry	40.0	10/20/09 14:17	JLG	9J17040	8270C
2-Nitroaniline	ND	D12	14000	2300	ug/kg dry	40.0	10/20/09 14:17	JLG	9J17040	8270C
2-Nitrophenol	ND	D12	7200	330	ug/kg dry	40.0	10/20/09 14:17	JLG	9J17040	8270C
3,3'-Dichlorobenzidine	ND	D12	7200	6300	ug/kg dry	40.0	10/20/09 14:17	JLG	9J17040	8270C
3-Nitroaniline	ND	D12	14000	1600	ug/kg dry	40.0	10/20/09 14:17	JLG	9J17040	8270C
4,6-Dinitro-2-methylphenol	ND	D12	14000	2500	ug/kg dry	40.0	10/20/09 14:17	JLG	9J17040	8270C
4-Bromophenyl phenyl ether	ND	D12	7200	2300	ug/kg dry	40.0	10/20/09 14:17	JLG	9J17040	8270C
4-Chloro-3-methylphenol	ND	D12	7200	290	ug/kg dry	40.0	10/20/09 14:17	JLG	9J17040	8270C
4-Chloroaniline	ND	D12	7200	2100	ug/kg dry	40.0	10/20/09 14:17	JLG	9J17040	8270C
4-Chlorophenyl phenyl ether	ND	D12	7200	150	ug/kg dry	40.0	10/20/09 14:17	JLG	9J17040	8270C
4-Methylphenol	ND	D12	7200	400	ug/kg dry	40.0	10/20/09 14:17	JLG	9J17040	8270C
4-Nitroaniline	ND	D12	14000	800	ug/kg dry	40.0	10/20/09 14:17	JLG	9J17040	8270C
4-Nitrophenol	ND	D12	14000	1700	ug/kg dry	40.0	10/20/09 14:17	JLG	9J17040	8270C
Acenaphthene	ND	D12	7200	84	ug/kg dry	40.0	10/20/09 14:17	JLG	9J17040	8270C
Acenaphthylene	ND	D12	7200	59	ug/kg dry	40.0	10/20/09 14:17	JLG	9J17040	8270C
Acetophenone	ND	D12	7200	370	ug/kg dry	40.0	10/20/09 14:17	JLG	9J17040	8270C
Anthracene	ND	D12	7200	180	ug/kg dry	40.0	10/20/09 14:17	JLG	9J17040	8270C
Atrazine	ND	D12,L2	7200	320	ug/kg dry	40.0	10/20/09 14:17	JLG	9J17040	8270C
Benzaldehyde	ND	D12	7200	790	ug/kg dry	40.0	10/20/09 14:17	JLG	9J17040	8270C
Benzo(a)anthracene	**740**	D12,J	7200	120	ug/kg dry	40.0	10/20/09 14:17	JLG	9J17040	8270C
Benzo(a)pyrene	**690**	D12,J	7200	170	ug/kg dry	40.0	10/20/09 14:17	JLG	9J17040	8270C
Benzo(b)fluoranthene	**1500**	D12,J	7200	140	ug/kg dry	40.0	10/20/09 14:17	JLG	9J17040	8270C
Benzo(ghi)perylene	ND	D12	7200	86	ug/kg dry	40.0	10/20/09 14:17	JLG	9J17040	8270C
Benzo(k)fluoranthene	ND	D12	7200	79	ug/kg dry	40.0	10/20/09 14:17	JLG	9J17040	8270C

Benchmark Environmental & Engineering Science
2558 Hamburg Turnpike, Suite 300
Lackawanna, NY 14218

SDG Number: RSJ0891

Project: Benchmark - Globe site
Project Number: TURN

Received: 10/15/09-10/20/09
Reported: 11/02/09 13:16

Analytical Report

Analyte	Sample Result	Data Qualifiers	RL	MDL	Units	Dil Fac	Date Analyzed	Lab Tech	Batch	Method
Client ID: SB-13 (0-2) (RSJ0991-01 - Solid) - cont.						**Sampled: 10/15/09 09:45**		**Recvd: 10/16/09 10:05**		
Semivolatile Organics by GC/MS - cont.										
Biphenyl	ND	D12	7200	450	ug/kg dry	40.0	10/20/09 14:17	JLG	9J17040	8270C
Bis(2-chloroethoxy)methane	ND	D12,L2	7200	390	ug/kg dry	40.0	10/20/09 14:17	JLG	9J17040	8270C
Bis(2-chloroethyl)ether	ND	D12	7200	620	ug/kg dry	40.0	10/20/09 14:17	JLG	9J17040	8270C
2,2'-Oxybis(1-Chloropropane)	ND	D12	7200	750	ug/kg dry	40.0	10/20/09 14:17	JLG	9J17040	8270C
Bis(2-ethylhexyl) phthalate	ND	D12	7200	2300	ug/kg dry	40.0	10/20/09 14:17	JLG	9J17040	8270C
Butyl benzyl phthalate	ND	D12	7200	1900	ug/kg dry	40.0	10/20/09 14:17	JLG	9J17040	8270C
Caprolactam	ND	D12	7200	3100	ug/kg dry	40.0	10/20/09 14:17	JLG	9J17040	8270C
Carbazole	ND	D12	7200	83	ug/kg dry	40.0	10/20/09 14:17	JLG	9J17040	8270C
Chrysene	**680**	D12,J	7200	72	ug/kg dry	40.0	10/20/09 14:17	JLG	9J17040	8270C
Dibenzo(a,h)anthracene	ND	D12	7200	84	ug/kg dry	40.0	10/20/09 14:17	JLG	9J17040	8270C
Dibenzofuran	ND	D12	7200	75	ug/kg dry	40.0	10/20/09 14:17	JLG	9J17040	8270C
Diethyl phthalate	ND	D12	7200	220	ug/kg dry	40.0	10/20/09 14:17	JLG	9J17040	8270C
Dimethyl phthalate	ND	D12	7200	190	ug/kg dry	40.0	10/20/09 14:17	JLG	9J17040	8270C
Di-n-butyl phthalate	ND	D12	7200	2500	ug/kg dry	40.0	10/20/09 14:17	JLG	9J17040	8270C
Di-n-octyl phthalate	ND	D12	7200	170	ug/kg dry	40.0	10/20/09 14:17	JLG	9J17040	8270C
Fluoranthene	**930**	D12,J	7200	100	ug/kg dry	40.0	10/20/09 14:17	JLG	9J17040	8270C
Fluorene	ND	D12	7200	160	ug/kg dry	40.0	10/20/09 14:17	JLG	9J17040	8270C
Hexachlorobenzene	ND	D12	7200	360	ug/kg dry	40.0	10/20/09 14:17	JLG	9J17040	8270C
Hexachlorobutadiene	ND	D12	7200	370	ug/kg dry	40.0	10/20/09 14:17	JLG	9J17040	8270C
Hexachlorocyclopentadiene	ND	D12	7200	2200	ug/kg dry	40.0	10/20/09 14:17	JLG	9J17040	8270C
Hexachloroethane	ND	D12	7200	550	ug/kg dry	40.0	10/20/09 14:17	JLG	9J17040	8270C
Indeno(1,2,3-cd)pyrene	ND	D12	7200	200	ug/kg dry	40.0	10/20/09 14:17	JLG	9J17040	8270C
Isophorone	ND	D12	7200	360	ug/kg dry	40.0	10/20/09 14:17	JLG	9J17040	8270C
Naphthalene	ND	D12	7200	120	ug/kg dry	40.0	10/20/09 14:17	JLG	9J17040	8270C
Nitrobenzene	ND	D12	7200	320	ug/kg dry	40.0	10/20/09 14:17	JLG	9J17040	8270C
N-Nitrosodi-n-propylamine	ND	D12	7200	570	ug/kg dry	40.0	10/20/09 14:17	JLG	9J17040	8270C
N-Nitrosodiphenylamine	ND	D12	7200	390	ug/kg dry	40.0	10/20/09 14:17	JLG	9J17040	8270C
Pentachlorophenol	ND	D12	14000	2500	ug/kg dry	40.0	10/20/09 14:17	JLG	9J17040	8270C
Phenanthrene	ND	D12	7200	150	ug/kg dry	40.0	10/20/09 14:17	JLG	9J17040	8270C
Phenol	ND	D12	7200	750	ug/kg dry	40.0	10/20/09 14:17	JLG	9J17040	8270C
Pyrene	**880**	D12,J	7200	46	ug/kg dry	40.0	10/20/09 14:17	JLG	9J17040	8270C
2,4,6-Tribromophenol	*25 %*	*D12,Z3*	*Surr Limits: (39-146%)*				*10/20/09 14:17*	*JLG*	*9J17040*	*8270C*
2-Fluorobiphenyl	*80 %*	*D12*	*Surr Limits: (37-120%)*				*10/20/09 14:17*	*JLG*	*9J17040*	*8270C*
2-Fluorophenol	*64 %*	*D12*	*Surr Limits: (18-120%)*				*10/20/09 14:17*	*JLG*	*9J17040*	*8270C*
Nitrobenzene-d5	*72 %*	*D12*	*Surr Limits: (34-132%)*				*10/20/09 14:17*	*JLG*	*9J17040*	*8270C*
Phenol-d5	*71 %*	*D12*	*Surr Limits: (11-120%)*				*10/20/09 14:17*	*JLG*	*9J17040*	*8270C*
p-Terphenyl-d14	*67 %*	*D12*	*Surr Limits: (58-147%)*				*10/20/09 14:17*	*JLG*	*9J17040*	*8270C*
Polychlorinated Biphenyls by EPA Method 8082										
Aroclor 1016	ND	QSU	18	3.5	ug/kg dry	1.00	10/20/09 07:17	JxM	9J17039	8082
Aroclor 1221	ND	QSU	18	3.5	ug/kg dry	1.00	10/20/09 07:17	JxM	9J17039	8082
Aroclor 1232	ND	QSU	18	3.5	ug/kg dry	1.00	10/20/09 07:17	JxM	9J17039	8082
Aroclor 1242	ND	QSU	18	3.9	ug/kg dry	1.00	10/20/09 07:17	JxM	9J17039	8082
Aroclor 1248	ND	QSU	18	3.5	ug/kg dry	1.00	10/20/09 07:17	JxM	9J17039	8082
Aroclor 1254	ND	QSU	18	3.8	ug/kg dry	1.00	10/20/09 07:17	JxM	9J17039	8082
Aroclor 1260	ND	QSU	18	3.8	ug/kg dry	1.00	10/20/09 07:17	JxM	9J17039	8082

Benchmark Environmental & Engineering Science
2558 Hamburg Turnpike, Suite 300
Lackawanna, NY 14218

SDG Number: RSJ0891

Project: Benchmark - Globe site
Project Number: TURN

Received: 10/15/09-10/20/09
Reported: 11/02/09 13:16

Analytical Report

Client ID: SB-13 (0-2) (RSJ0991-01 - Solid) - cont. **Sampled: 10/15/09 09:45** **Recvd: 10/16/09 10:05**

Analyte	Sample Result	Data Qualifiers	RL	MDL	Units	Dil Fac	Date Analyzed	Lab Tech	Batch	Method
Polychlorinated Biphenyls by EPA Method 8082 - cont.										
Decachlorobiphenyl	*79 %*	*QSU*	*Surr Limits: (34-148%)*				*10/20/09 07:17*	*JxM*	*9J17039*	*8082*
Tetrachloro-m-xylene	*95 %*	*QSU*	*Surr Limits: (35-134%)*				*10/20/09 07:17*	*JxM*	*9J17039*	*8082*
Total Metals by SW 846 Series Methods										
Aluminum	**5090**		11.1	NR	mg/kg dry	1.00	10/20/09 19:54	DAN	9J19050	6010B
Antimony	ND		16.7	NR	mg/kg dry	1.00	10/20/09 19:54	DAN	9J19050	6010B
Arsenic	**6.3**		2.2	NR	mg/kg dry	1.00	10/20/09 19:54	DAN	9J19050	6010B
Barium	**39.8**		0.556	NR	mg/kg dry	1.00	10/20/09 19:54	DAN	9J19050	6010B
Beryllium	**0.309**		0.222	NR	mg/kg dry	1.00	10/20/09 19:54	DAN	9J19050	6010B
Cadmium	**0.551**		0.222	NR	mg/kg dry	1.00	10/20/09 19:54	DAN	9J19050	6010B
Calcium	**7680**	D08	278	NR	mg/kg dry	5.00	10/21/09 23:58	DAN	9J19050	6010B
Chromium	**3630**		0.556	NR	mg/kg dry	1.00	10/20/09 19:54	DAN	9J19050	6010B
Cobalt	**32.8**		0.556	NR	mg/kg dry	1.00	10/20/09 19:54	DAN	9J19050	6010B
Copper	**94.8**		1.1	NR	mg/kg dry	1.00	10/20/09 19:54	DAN	9J19050	6010B
Iron	**18100**		11.1	NR	mg/kg dry	1.00	10/20/09 19:54	DAN	9J19050	6010B
Lead	**21.9**		1.1	NR	mg/kg dry	1.00	10/20/09 19:54	DAN	9J19050	6010B
Magnesium	**6200**	D08	111	NR	mg/kg dry	5.00	10/21/09 23:58	DAN	9J19050	6010B
Manganese	**375**	D08	1.1	NR	mg/kg dry	5.00	10/21/09 23:58	DAN	9J19050	6010B
Nickel	**1860**		5.56	NR	mg/kg dry	1.00	10/20/09 19:54	DAN	9J19050	6010B
Potassium	**419**		33.3	NR	mg/kg dry	1.00	10/20/09 19:54	DAN	9J19050	6010B
Selenium	ND		4.4	NR	mg/kg dry	1.00	10/20/09 19:54	DAN	9J19050	6010B
Silver	ND		0.556	NR	mg/kg dry	1.00	10/20/09 19:54	DAN	9J19050	6010B
Sodium	ND		156	NR	mg/kg dry	1.00	10/20/09 19:54	DAN	9J19050	6010B
Thallium	ND		6.7	NR	mg/kg dry	1.00	10/20/09 19:54	DAN	9J19050	6010B
Vanadium	**18.7**		0.556	NR	mg/kg dry	1.00	10/20/09 19:54	DAN	9J19050	6010B
Zinc	**17.5**	D08	11.1	NR	mg/kg dry	5.00	10/21/09 23:58	DAN	9J19050	6010B
Mercury	**0.0235**		0.0219	NR	mg/kg dry	1.00	10/20/09 15:33	MXM	9J19064	7471A
General Chemistry Parameters										
Percent Solids	**93**		0.010	NR	%	1.00	10/19/09 14:30	JRR	9J19026	Dry Weight

Benchmark Environmental & Engineering Science
2558 Hamburg Turnpike, Suite 300
Lackawanna, NY 14218

SDG Number: RSJ0891

Project: Benchmark - Globe site
Project Number: TURN

Received: 10/15/09-10/20/09
Reported: 11/02/09 13:16

Analytical Report

Client ID: SB-14 (8-12) (RSJ0891-01 - Solid) **Sampled: 10/14/09 09:15** **Recvd: 10/15/09 10:00**

Semivolatile Organics by GC/MS

Analyte	Sample Result	Data Qualifiers	RL	MDL	Units	Dil Fac	Date Analyzed	Lab Tech	Batch	Method
2,4,5-Trichlorophenol	ND		200	43	ug/kg dry	1.00	10/19/09 22:58	MKP	9J15066	8270C
2,4,6-Trichlorophenol	ND		200	13	ug/kg dry	1.00	10/19/09 22:58	MKP	9J15066	8270C
2,4-Dichlorophenol	ND		200	10	ug/kg dry	1.00	10/19/09 22:58	MKP	9J15066	8270C
2,4-Dimethylphenol	ND		200	54	ug/kg dry	1.00	10/19/09 22:58	MKP	9J15066	8270C
2,4-Dinitrophenol	ND		390	69	ug/kg dry	1.00	10/19/09 22:58	MKP	9J15066	8270C
2,4-Dinitrotoluene	ND		200	31	ug/kg dry	1.00	10/19/09 22:58	MKP	9J15066	8270C
2,6-Dinitrotoluene	ND		200	48	ug/kg dry	1.00	10/19/09 22:58	MKP	9J15066	8270C
2-Chloronaphthalene	ND		200	13	ug/kg dry	1.00	10/19/09 22:58	MKP	9J15066	8270C
2-Chlorophenol	ND		200	10	ug/kg dry	1.00	10/19/09 22:58	MKP	9J15066	8270C
2-Methylnaphthalene	ND		200	2.4	ug/kg dry	1.00	10/19/09 22:58	MKP	9J15066	8270C
2-Methylphenol	ND		200	6.1	ug/kg dry	1.00	10/19/09 22:58	MKP	9J15066	8270C
2-Nitroaniline	ND	L	390	64	ug/kg dry	1.00	10/19/09 22:58	MKP	9J15066	8270C
2-Nitrophenol	ND		200	9.1	ug/kg dry	1.00	10/19/09 22:58	MKP	9J15066	8270C
3,3'-Dichlorobenzidine	ND		200	170	ug/kg dry	1.00	10/19/09 22:58	MKP	9J15066	8270C
3-Nitroaniline	ND		390	46	ug/kg dry	1.00	10/19/09 22:58	MKP	9J15066	8270C
4,6-Dinitro-2-methylphenol	ND		390	68	ug/kg dry	1.00	10/19/09 22:58	MKP	9J15066	8270C
4-Bromophenyl phenyl ether	ND		200	63	ug/kg dry	1.00	10/19/09 22:58	MKP	9J15066	8270C
4-Chloro-3-methylphenol	ND		200	8.2	ug/kg dry	1.00	10/19/09 22:58	MKP	9J15066	8270C
4-Chloroaniline	ND		200	58	ug/kg dry	1.00	10/19/09 22:58	MKP	9J15066	8270C
4-Chlorophenyl phenyl ether	ND		200	4.2	ug/kg dry	1.00	10/19/09 22:58	MKP	9J15066	8270C
4-Methylphenol	ND		200	11	ug/kg dry	1.00	10/19/09 22:58	MKP	9J15066	8270C
4-Nitroaniline	ND		390	22	ug/kg dry	1.00	10/19/09 22:58	MKP	9J15066	8270C
4-Nitrophenol	ND		390	48	ug/kg dry	1.00	10/19/09 22:58	MKP	9J15066	8270C
Acenaphthene	ND		200	2.3	ug/kg dry	1.00	10/19/09 22:58	MKP	9J15066	8270C
Acenaphthylene	ND		200	1.6	ug/kg dry	1.00	10/19/09 22:58	MKP	9J15066	8270C
Acetophenone	ND		200	10	ug/kg dry	1.00	10/19/09 22:58	MKP	9J15066	8270C
Anthracene	ND		200	5.1	ug/kg dry	1.00	10/19/09 22:58	MKP	9J15066	8270C
Atrazine	ND	L2	200	8.8	ug/kg dry	1.00	10/19/09 22:58	MKP	9J15066	8270C
Benzaldehyde	ND		200	22	ug/kg dry	1.00	10/19/09 22:58	MKP	9J15066	8270C
Benzo(a)anthracene	ND		200	3.4	ug/kg dry	1.00	10/19/09 22:58	MKP	9J15066	8270C
Benzo(a)pyrene	ND		200	4.8	ug/kg dry	1.00	10/19/09 22:58	MKP	9J15066	8270C
Benzo(b)fluoranthene	ND		200	3.8	ug/kg dry	1.00	10/19/09 22:58	MKP	9J15066	8270C
Benzo(ghi)perylene	ND		200	2.4	ug/kg dry	1.00	10/19/09 22:58	MKP	9J15066	8270C
Benzo(k)fluoranthene	ND		200	2.2	ug/kg dry	1.00	10/19/09 22:58	MKP	9J15066	8270C
Biphenyl	ND		200	12	ug/kg dry	1.00	10/19/09 22:58	MKP	9J15066	8270C
Bis(2-chloroethoxy)methane	ND		200	11	ug/kg dry	1.00	10/19/09 22:58	MKP	9J15066	8270C
Bis(2-chloroethyl)ether	ND		200	17	ug/kg dry	1.00	10/19/09 22:58	MKP	9J15066	8270C
2,2'-Oxybis(1-Chloropropane)	ND		200	21	ug/kg dry	1.00	10/19/09 22:58	MKP	9J15066	8270C
Bis(2-ethylhexyl) phthalate	**420**		200	64	ug/kg dry	1.00	10/19/09 22:58	MKP	9J15066	8270C
Butyl benzyl phthalate	ND		200	53	ug/kg dry	1.00	10/19/09 22:58	MKP	9J15066	8270C
Caprolactam	ND		200	86	ug/kg dry	1.00	10/19/09 22:58	MKP	9J15066	8270C
Carbazole	ND		200	2.3	ug/kg dry	1.00	10/19/09 22:58	MKP	9J15066	8270C
Chrysene	ND		200	2.0	ug/kg dry	1.00	10/19/09 22:58	MKP	9J15066	8270C
Dibenzo(a,h)anthracene	ND		200	2.3	ug/kg dry	1.00	10/19/09 22:58	MKP	9J15066	8270C
Dibenzofuran	ND		200	2.1	ug/kg dry	1.00	10/19/09 22:58	MKP	9J15066	8270C
Diethyl phthalate	ND		200	6.0	ug/kg dry	1.00	10/19/09 22:58	MKP	9J15066	8270C

Benchmark Environmental & Engineering Science
2558 Hamburg Turnpike, Suite 300
Lackawanna, NY 14218

SDG Number: RSJ0891

Project: Benchmark - Globe site
Project Number: TURN

Received: 10/15/09-10/20/09
Reported: 11/02/09 13:16

Analytical Report

Client ID: SB-14 (8-12) (RSJ0891-01 - Solid) - cont. **Sampled: 10/14/09 09:15** **Recvd: 10/15/09 10:00**

Analyte	Sample Result	Data Qualifiers	RL	MDL	Units	Dil Fac	Date Analyzed	Lab Tech	Batch	Method
Semivolatile Organics by GC/MS - cont.										
Dimethyl phthalate	ND		200	5.2	ug/kg dry	1.00	10/19/09 22:58	MKP	9J15066	8270C
Di-n-butyl phthalate	ND		200	69	ug/kg dry	1.00	10/19/09 22:58	MKP	9J15066	8270C
Di-n-octyl phthalate	ND		200	4.6	ug/kg dry	1.00	10/19/09 22:58	MKP	9J15066	8270C
Fluoranthene	ND		200	2.9	ug/kg dry	1.00	10/19/09 22:58	MKP	9J15066	8270C
Fluorene	ND		200	4.6	ug/kg dry	1.00	10/19/09 22:58	MKP	9J15066	8270C
Hexachlorobenzene	ND		200	9.8	ug/kg dry	1.00	10/19/09 22:58	MKP	9J15066	8270C
Hexachlorobutadiene	ND		200	10	ug/kg dry	1.00	10/19/09 22:58	MKP	9J15066	8270C
Hexachlorocyclopentadiene	ND		200	60	ug/kg dry	1.00	10/19/09 22:58	MKP	9J15066	8270C
Hexachloroethane	ND		200	15	ug/kg dry	1.00	10/19/09 22:58	MKP	9J15066	8270C
Indeno(1,2,3-cd)pyrene	ND		200	5.5	ug/kg dry	1.00	10/19/09 22:58	MKP	9J15066	8270C
Isophorone	ND		200	9.9	ug/kg dry	1.00	10/19/09 22:58	MKP	9J15066	8270C
Naphthalene	ND		200	3.3	ug/kg dry	1.00	10/19/09 22:58	MKP	9J15066	8270C
Nitrobenzene	ND		200	8.8	ug/kg dry	1.00	10/19/09 22:58	MKP	9J15066	8270C
N-Nitrosodi-n-propylamine	ND		200	16	ug/kg dry	1.00	10/19/09 22:58	MKP	9J15066	8270C
N-Nitrosodiphenylamine	ND	L	200	11	ug/kg dry	1.00	10/19/09 22:58	MKP	9J15066	8270C
Pentachlorophenol	ND		390	68	ug/kg dry	1.00	10/19/09 22:58	MKP	9J15066	8270C
Phenanthrene	ND		200	4.2	ug/kg dry	1.00	10/19/09 22:58	MKP	9J15066	8270C
Phenol	ND		200	21	ug/kg dry	1.00	10/19/09 22:58	MKP	9J15066	8270C
Pyrene	ND		200	1.3	ug/kg dry	1.00	10/19/09 22:58	MKP	9J15066	8270C
2,4,6-Tribromophenol	*87 %*		*Surr Limits: (39-146%)*				*10/19/09 22:58*	*MKP*	*9J15066*	*8270C*
2-Fluorobiphenyl	*82 %*		*Surr Limits: (37-120%)*				*10/19/09 22:58*	*MKP*	*9J15066*	*8270C*
2-Fluorophenol	*65 %*		*Surr Limits: (18-120%)*				*10/19/09 22:58*	*MKP*	*9J15066*	*8270C*
Nitrobenzene-d5	*79 %*		*Surr Limits: (34-132%)*				*10/19/09 22:58*	*MKP*	*9J15066*	*8270C*
Phenol-d5	*72 %*		*Surr Limits: (11-120%)*				*10/19/09 22:58*	*MKP*	*9J15066*	*8270C*
p-Terphenyl-d14	*93 %*		*Surr Limits: (58-147%)*				*10/19/09 22:58*	*MKP*	*9J15066*	*8270C*
Polychlorinated Biphenyls by EPA Method 8082										
Aroclor 1016	ND	QSU	20	3.8	ug/kg dry	1.00	10/18/09 11:33	JxM	9J16009	8082
Aroclor 1221	ND	QSU	20	3.8	ug/kg dry	1.00	10/18/09 11:33	JxM	9J16009	8082
Aroclor 1232	ND	QSU	20	3.8	ug/kg dry	1.00	10/18/09 11:33	JxM	9J16009	8082
Aroclor 1242	ND	QSU	20	4.3	ug/kg dry	1.00	10/18/09 11:33	JxM	9J16009	8082
Aroclor 1248	ND	QSU	20	3.8	ug/kg dry	1.00	10/18/09 11:33	JxM	9J16009	8082
Aroclor 1254	ND	QSU	20	4.1	ug/kg dry	1.00	10/18/09 11:33	JxM	9J16009	8082
Aroclor 1260	ND	QSU	20	4.1	ug/kg dry	1.00	10/18/09 11:33	JxM	9J16009	8082
Decachlorobiphenyl	*90 %*	*QSU*	*Surr Limits: (34-148%)*				*10/18/09 11:33*	*JxM*	*9J16009*	*8082*
Tetrachloro-m-xylene	*85 %*	*QSU*	*Surr Limits: (35-134%)*				*10/18/09 11:33*	*JxM*	*9J16009*	*8082*
Total Metals by SW 846 Series Methods										
Aluminum	**8510**		12.7	NR	mg/kg dry	1.00	10/17/09 14:49	LMH	9J16051	6010B
Antimony	ND		19.0	NR	mg/kg dry	1.00	10/17/09 14:49	LMH	9J16051	6010B
Arsenic	**3.7**		2.5	NR	mg/kg dry	1.00	10/17/09 14:49	LMH	9J16051	6010B
Barium	**60.4**		0.635	NR	mg/kg dry	1.00	10/17/09 14:49	LMH	9J16051	6010B
Beryllium	**0.424**		0.254	NR	mg/kg dry	1.00	10/17/09 14:49	LMH	9J16051	6010B
Cadmium	ND		0.254	NR	mg/kg dry	1.00	10/17/09 14:49	LMH	9J16051	6010B
Calcium	**71000**		63.5	NR	mg/kg dry	1.00	10/17/09 14:49	LMH	9J16051	6010B
Chromium	**13.1**		0.635	NR	mg/kg dry	1.00	10/17/09 14:49	LMH	9J16051	6010B
Cobalt	**8.36**		0.635	NR	mg/kg dry	1.00	10/17/09 14:49	LMH	9J16051	6010B

Benchmark Environmental & Engineering Science
2558 Hamburg Turnpike, Suite 300
Lackawanna, NY 14218

SDG Number: RSJ0891

Project: Benchmark - Globe site
Project Number: TURN

Received: 10/15/09-10/20/09
Reported: 11/02/09 13:16

Analytical Report

Analyte	Sample Result	Data Qualifiers	RL	MDL	Units	Dil Fac	Date Analyzed	Lab Tech	Batch	Method
Client ID: SB-14 (8-12) (RSJ0891-01 - Solid) - cont.						**Sampled: 10/14/09 09:15**		**Recvd: 10/15/09 10:00**		
Total Metals by SW 846 Series Methods - cont.										
Copper	**18.0**		1.3	NR	mg/kg dry	1.00	10/17/09 14:49	LMH	9J16051	6010B
Iron	**15300**		12.7	NR	mg/kg dry	1.00	10/17/09 14:49	LMH	9J16051	6010B
Lead	**6.4**		1.3	NR	mg/kg dry	1.00	10/17/09 14:49	LMH	9J16051	6010B
Magnesium	**26500**		25.4	NR	mg/kg dry	1.00	10/17/09 14:49	LMH	9J16051	6010B
Manganese	**583**		0.3	NR	mg/kg dry	1.00	10/17/09 14:49	LMH	9J16051	6010B
Nickel	**16.1**		6.35	NR	mg/kg dry	1.00	10/17/09 14:49	LMH	9J16051	6010B
Potassium	**2000**		38.1	NR	mg/kg dry	1.00	10/17/09 14:49	LMH	9J16051	6010B
Selenium	ND		5.1	NR	mg/kg dry	1.00	10/17/09 14:49	LMH	9J16051	6010B
Silver	ND		0.635	NR	mg/kg dry	1.00	10/17/09 14:49	LMH	9J16051	6010B
Sodium	ND		178	NR	mg/kg dry	1.00	10/17/09 14:49	LMH	9J16051	6010B
Thallium	ND		7.6	NR	mg/kg dry	1.00	10/17/09 14:49	LMH	9J16051	6010B
Vanadium	**18.4**		0.635	NR	mg/kg dry	1.00	10/17/09 14:49	LMH	9J16051	6010B
Zinc	**46.7**		2.5	NR	mg/kg dry	1.00	10/17/09 14:49	LMH	9J16051	6010B
Mercury	ND		0.0249	NR	mg/kg dry	1.00	10/20/09 14:52	MXM	9J19063	7471A
General Chemistry Parameters										
Percent Solids	**84**		0.010	NR	%	1.00	10/16/09 14:07	JR	9J16033	Dry Weight

Benchmark Environmental & Engineering Science
2558 Hamburg Turnpike, Suite 300
Lackawanna, NY 14218

SDG Number: RSJ0891

Project: Benchmark - Globe site
Project Number: TURN

Received: 10/15/09-10/20/09
Reported: 11/02/09 13:16

Analytical Report

Client ID: SB-15 (0-2) (RSJ0891-02 - Solid) **Sampled: 10/14/09 10:45** **Recvd: 10/15/09 10:00**

Semivolatile Organics by GC/MS

Analyte	Sample Result	Data Qualifiers	RL	MDL	Units	Dil Fac	Date Analyzed	Lab Tech	Batch	Method
2,4,5-Trichlorophenol	ND	D12	3700	800	ug/kg dry	20.0	10/19/09 23:23	MKP	9J15066	8270C
2,4,6-Trichlorophenol	ND	D12	3700	240	ug/kg dry	20.0	10/19/09 23:23	MKP	9J15066	8270C
2,4-Dichlorophenol	ND	D12	3700	190	ug/kg dry	20.0	10/19/09 23:23	MKP	9J15066	8270C
2,4-Dimethylphenol	ND	D12	3700	990	ug/kg dry	20.0	10/19/09 23:23	MKP	9J15066	8270C
2,4-Dinitrophenol	ND	D12	7200	1300	ug/kg dry	20.0	10/19/09 23:23	MKP	9J15066	8270C
2,4-Dinitrotoluene	ND	D12	3700	570	ug/kg dry	20.0	10/19/09 23:23	MKP	9J15066	8270C
2,6-Dinitrotoluene	ND	D12	3700	900	ug/kg dry	20.0	10/19/09 23:23	MKP	9J15066	8270C
2-Chloronaphthalene	ND	D12	3700	250	ug/kg dry	20.0	10/19/09 23:23	MKP	9J15066	8270C
2-Chlorophenol	ND	D12	3700	190	ug/kg dry	20.0	10/19/09 23:23	MKP	9J15066	8270C
2-Methylnaphthalene	**270**	D12,J	3700	44	ug/kg dry	20.0	10/19/09 23:23	MKP	9J15066	8270C
2-Methylphenol	ND	D12	3700	110	ug/kg dry	20.0	10/19/09 23:23	MKP	9J15066	8270C
2-Nitroaniline	ND	D12,L	7200	1200	ug/kg dry	20.0	10/19/09 23:23	MKP	9J15066	8270C
2-Nitrophenol	ND	D12	3700	170	ug/kg dry	20.0	10/19/09 23:23	MKP	9J15066	8270C
3,3'-Dichlorobenzidine	ND	D12	3700	3200	ug/kg dry	20.0	10/19/09 23:23	MKP	9J15066	8270C
3-Nitroaniline	ND	D12	7200	840	ug/kg dry	20.0	10/19/09 23:23	MKP	9J15066	8270C
4,6-Dinitro-2-methylphenol	ND	D12	7200	1300	ug/kg dry	20.0	10/19/09 23:23	MKP	9J15066	8270C
4-Bromophenyl phenyl ether	ND	D12	3700	1200	ug/kg dry	20.0	10/19/09 23:23	MKP	9J15066	8270C
4-Chloro-3-methylphenol	ND	D12	3700	150	ug/kg dry	20.0	10/19/09 23:23	MKP	9J15066	8270C
4-Chloroaniline	ND	D12	3700	1100	ug/kg dry	20.0	10/19/09 23:23	MKP	9J15066	8270C
4-Chlorophenyl phenyl ether	ND	D12	3700	78	ug/kg dry	20.0	10/19/09 23:23	MKP	9J15066	8270C
4-Methylphenol	ND	D12	3700	200	ug/kg dry	20.0	10/19/09 23:23	MKP	9J15066	8270C
4-Nitroaniline	ND	D12	7200	410	ug/kg dry	20.0	10/19/09 23:23	MKP	9J15066	8270C
4-Nitrophenol	ND	D12	7200	890	ug/kg dry	20.0	10/19/09 23:23	MKP	9J15066	8270C
Acenaphthene	ND	D12	3700	43	ug/kg dry	20.0	10/19/09 23:23	MKP	9J15066	8270C
Acenaphthylene	ND	D12	3700	30	ug/kg dry	20.0	10/19/09 23:23	MKP	9J15066	8270C
Acetophenone	ND	D12	3700	190	ug/kg dry	20.0	10/19/09 23:23	MKP	9J15066	8270C
Anthracene	**320**	D12,J	3700	94	ug/kg dry	20.0	10/19/09 23:23	MKP	9J15066	8270C
Atrazine	ND	D12,L2	3700	160	ug/kg dry	20.0	10/19/09 23:23	MKP	9J15066	8270C
Benzaldehyde	ND	D12	3700	400	ug/kg dry	20.0	10/19/09 23:23	MKP	9J15066	8270C
Benzo(a)anthracene	**1600**	D12,J	3700	63	ug/kg dry	20.0	10/19/09 23:23	MKP	9J15066	8270C
Benzo(a)pyrene	**1700**	D12,J	3700	88	ug/kg dry	20.0	10/19/09 23:23	MKP	9J15066	8270C
Benzo(b)fluoranthene	**2200**	D12,J	3700	71	ug/kg dry	20.0	10/19/09 23:23	MKP	9J15066	8270C
Benzo(ghi)perylene	**1300**	D12,J	3700	44	ug/kg dry	20.0	10/19/09 23:23	MKP	9J15066	8270C
Benzo(k)fluoranthene	**860**	D12,J	3700	40	ug/kg dry	20.0	10/19/09 23:23	MKP	9J15066	8270C
Biphenyl	ND	D12	3700	230	ug/kg dry	20.0	10/19/09 23:23	MKP	9J15066	8270C
Bis(2-chloroethoxy)methane	ND	D12	3700	200	ug/kg dry	20.0	10/19/09 23:23	MKP	9J15066	8270C
Bis(2-chloroethyl)ether	ND	D12	3700	320	ug/kg dry	20.0	10/19/09 23:23	MKP	9J15066	8270C
2,2'-Oxybis(1-Chloropropane)	ND	D12	3700	380	ug/kg dry	20.0	10/19/09 23:23	MKP	9J15066	8270C
Bis(2-ethylhexyl) phthalate	ND	D12	3700	1200	ug/kg dry	20.0	10/19/09 23:23	MKP	9J15066	8270C
Butyl benzyl phthalate	ND	D12	3700	990	ug/kg dry	20.0	10/19/09 23:23	MKP	9J15066	8270C
Caprolactam	ND	D12	3700	1600	ug/kg dry	20.0	10/19/09 23:23	MKP	9J15066	8270C
Carbazole	ND	D12	3700	42	ug/kg dry	20.0	10/19/09 23:23	MKP	9J15066	8270C
Chrysene	**1500**	D12,J, B	3700	37	ug/kg dry	20.0	10/19/09 23:23	MKP	9J15066	8270C
Dibenzo(a,h)anthracene	**330**	D12,J	3700	43	ug/kg dry	20.0	10/19/09 23:23	MKP	9J15066	8270C
Dibenzofuran	**200**	D12,J	3700	38	ug/kg dry	20.0	10/19/09 23:23	MKP	9J15066	8270C

Benchmark Environmental & Engineering Science
2558 Hamburg Turnpike, Suite 300
Lackawanna, NY 14218

SDG Number: RSJ0891

Project: Benchmark - Globe site
Project Number: TURN

Received: 10/15/09-10/20/09
Reported: 11/02/09 13:16

Analytical Report

Analyte	Sample Result	Data Qualifiers	RL	MDL	Units	Dil Fac	Date Analyzed	Lab Tech	Batch	Method
Client ID: SB-15 (0-2) (RSJ0891-02 - Solid) - cont.						**Sampled: 10/14/09 10:45**		**Recvd: 10/15/09 10:00**		
Semivolatile Organics by GC/MS - cont.										
Diethyl phthalate	ND	D12	3700	110	ug/kg dry	20.0	10/19/09 23:23	MKP	9J15066	8270C
Dimethyl phthalate	ND	D12	3700	96	ug/kg dry	20.0	10/19/09 23:23	MKP	9J15066	8270C
Di-n-butyl phthalate	ND	D12	3700	1300	ug/kg dry	20.0	10/19/09 23:23	MKP	9J15066	8270C
Di-n-octyl phthalate	ND	D12	3700	86	ug/kg dry	20.0	10/19/09 23:23	MKP	9J15066	8270C
Fluoranthene	**2400**	D12,J	3700	53	ug/kg dry	20.0	10/19/09 23:23	MKP	9J15066	8270C
Fluorene	ND	D12	3700	85	ug/kg dry	20.0	10/19/09 23:23	MKP	9J15066	8270C
Hexachlorobenzene	ND	D12	3700	180	ug/kg dry	20.0	10/19/09 23:23	MKP	9J15066	8270C
Hexachlorobutadiene	ND	D12	3700	190	ug/kg dry	20.0	10/19/09 23:23	MKP	9J15066	8270C
Hexachlorocyclopentadiene	ND	D12	3700	1100	ug/kg dry	20.0	10/19/09 23:23	MKP	9J15066	8270C
Hexachloroethane	ND	D12	3700	280	ug/kg dry	20.0	10/19/09 23:23	MKP	9J15066	8270C
Indeno(1,2,3-cd)pyrene	**1000**	D12,J	3700	100	ug/kg dry	20.0	10/19/09 23:23	MKP	9J15066	8270C
Isophorone	ND	D12	3700	180	ug/kg dry	20.0	10/19/09 23:23	MKP	9J15066	8270C
Naphthalene	**230**	D12,J	3700	61	ug/kg dry	20.0	10/19/09 23:23	MKP	9J15066	8270C
Nitrobenzene	ND	D12	3700	160	ug/kg dry	20.0	10/19/09 23:23	MKP	9J15066	8270C
N-Nitrosodi-n-propylamine	ND	D12	3700	290	ug/kg dry	20.0	10/19/09 23:23	MKP	9J15066	8270C
N-Nitrosodiphenylamine	ND	D12,L	3700	200	ug/kg dry	20.0	10/19/09 23:23	MKP	9J15066	8270C
Pentachlorophenol	ND	D12	7200	1300	ug/kg dry	20.0	10/19/09 23:23	MKP	9J15066	8270C
Phenanthrene	**1800**	D12,J	3700	77	ug/kg dry	20.0	10/19/09 23:23	MKP	9J15066	8270C
Phenol	ND	D12	3700	390	ug/kg dry	20.0	10/19/09 23:23	MKP	9J15066	8270C
Pyrene	**2200**	D12,J	3700	24	ug/kg dry	20.0	10/19/09 23:23	MKP	9J15066	8270C
2,4,6-Tribromophenol	*60 %*	*D12*	*Surr Limits: (39-146%)*				*10/19/09 23:23*	*MKP*	*9J15066*	*8270C*
2-Fluorobiphenyl	*96 %*	*D12*	*Surr Limits: (37-120%)*				*10/19/09 23:23*	*MKP*	*9J15066*	*8270C*
2-Fluorophenol	*57 %*	*D12*	*Surr Limits: (18-120%)*				*10/19/09 23:23*	*MKP*	*9J15066*	*8270C*
Nitrobenzene-d5	*84 %*	*D12*	*Surr Limits: (34-132%)*				*10/19/09 23:23*	*MKP*	*9J15066*	*8270C*
Phenol-d5	*75 %*	*D12*	*Surr Limits: (11-120%)*				*10/19/09 23:23*	*MKP*	*9J15066*	*8270C*
p-Terphenyl-d14	*96 %*	*D12*	*Surr Limits: (58-147%)*				*10/19/09 23:23*	*MKP*	*9J15066*	*8270C*
Polychlorinated Biphenyls by EPA Method 8082										
Aroclor 1016	ND	QSU	18	3.5	ug/kg dry	1.00	10/18/09 11:51	JxM	9J16009	8082
Aroclor 1221	ND	QSU	18	3.5	ug/kg dry	1.00	10/18/09 11:51	JxM	9J16009	8082
Aroclor 1232	ND	QSU	18	3.5	ug/kg dry	1.00	10/18/09 11:51	JxM	9J16009	8082
Aroclor 1242	ND	QSU	18	3.9	ug/kg dry	1.00	10/18/09 11:51	JxM	9J16009	8082
Aroclor 1248	ND	QSU	18	3.5	ug/kg dry	1.00	10/18/09 11:51	JxM	9J16009	8082
Aroclor 1254	ND	QSU	18	3.8	ug/kg dry	1.00	10/18/09 11:51	JxM	9J16009	8082
Aroclor 1260	ND	QSU	18	3.8	ug/kg dry	1.00	10/18/09 11:51	JxM	9J16009	8082
Decachlorobiphenyl	*76 %*	*QSU*	*Surr Limits: (34-148%)*				*10/18/09 11:51*	*JxM*	*9J16009*	*8082*
Tetrachloro-m-xylene	*73 %*	*QSU*	*Surr Limits: (35-134%)*				*10/18/09 11:51*	*JxM*	*9J16009*	*8082*
Total Metals by SW 846 Series Methods										
Aluminum	**5480**		10.4	NR	mg/kg dry	1.00	10/17/09 14:54	LMH	9J16051	6010B
Antimony	ND		15.6	NR	mg/kg dry	1.00	10/17/09 14:54	LMH	9J16051	6010B
Arsenic	**12.2**		2.1	NR	mg/kg dry	1.00	10/17/09 14:54	LMH	9J16051	6010B
Barium	**2230**	D08	2.59	NR	mg/kg dry	5.00	10/18/09 13:37	DAN	9J16051	6010B
Beryllium	**0.648**		0.207	NR	mg/kg dry	1.00	10/17/09 14:54	LMH	9J16051	6010B
Cadmium	**1.05**		0.207	NR	mg/kg dry	1.00	10/17/09 14:54	LMH	9J16051	6010B
Calcium	**11600**		51.9	NR	mg/kg dry	1.00	10/17/09 14:54	LMH	9J16051	6010B
Chromium	**107**		0.519	NR	mg/kg dry	1.00	10/17/09 14:54	LMH	9J16051	6010B

Benchmark Environmental & Engineering Science
2558 Hamburg Turnpike, Suite 300
Lackawanna, NY 14218

SDG Number: RSJ0891

Project: Benchmark - Globe site
Project Number: TURN

Received: 10/15/09-10/20/09
Reported: 11/02/09 13:16

Analytical Report

Analyte	Sample Result	Data Qualifiers	RL	MDL	Units	Dil Fac	Date Analyzed	Lab Tech	Batch	Method
Client ID: SB-15 (0-2) (RSJ0891-02 - Solid) - cont.						**Sampled: 10/14/09 10:45**		**Recvd: 10/15/09 10:00**		
Total Metals by SW 846 Series Methods - cont.										
Cobalt	**7.76**		0.519	NR	mg/kg dry	1.00	10/17/09 14:54	LMH	9J16051	6010B
Copper	**60.1**		1.0	NR	mg/kg dry	1.00	10/17/09 14:54	LMH	9J16051	6010B
Iron	**71500**	D08	51.9	NR	mg/kg dry	5.00	10/18/09 13:37	DAN	9J16051	6010B
Lead	**205**		1.0	NR	mg/kg dry	1.00	10/17/09 14:54	LMH	9J16051	6010B
Magnesium	**5270**		20.7	NR	mg/kg dry	1.00	10/17/09 14:54	LMH	9J16051	6010B
Manganese	**6000**	D08	1.0	NR	mg/kg dry	5.00	10/18/09 13:37	DAN	9J16051	6010B
Nickel	**22.4**		5.19	NR	mg/kg dry	1.00	10/17/09 14:54	LMH	9J16051	6010B
Potassium	**836**		31.1	NR	mg/kg dry	1.00	10/17/09 14:54	LMH	9J16051	6010B
Selenium	ND		4.1	NR	mg/kg dry	1.00	10/17/09 14:54	LMH	9J16051	6010B
Silver	ND		0.519	NR	mg/kg dry	1.00	10/17/09 14:54	LMH	9J16051	6010B
Sodium	**394**		145	NR	mg/kg dry	1.00	10/17/09 14:54	LMH	9J16051	6010B
Thallium	ND	D02	31.1	NR	mg/kg dry	5.00	10/18/09 13:37	DAN	9J16051	6010B
Vanadium	**11.0**		0.519	NR	mg/kg dry	1.00	10/17/09 14:54	LMH	9J16051	6010B
Zinc	**181**		2.1	NR	mg/kg dry	1.00	10/17/09 14:54	LMH	9J16051	6010B
Mercury	**0.0698**		0.0209	NR	mg/kg dry	1.00	10/20/09 14:53	MXM	9J19063	7471A
General Chemistry Parameters										
Percent Solids	**91**		0.010	NR	%	1.00	10/16/09 14:09	JR	9J16033	Dry Weight

Benchmark Environmental & Engineering Science
2558 Hamburg Turnpike, Suite 300
Lackawanna, NY 14218

SDG Number: RSJ0891

Project: Benchmark - Globe site
Project Number: TURN

Received: 10/15/09-10/20/09
Reported: 11/02/09 13:16

Analytical Report

Client ID: SB-16 (0-2) (RSJ0891-03 - Solid) **Sampled: 10/14/09 11:50** **Recvd: 10/15/09 10:00**

Semivolatile Organics by GC/MS

Analyte	Sample Result	Data Qualifiers	RL	MDL	Units	Dil Fac	Date Analyzed	Lab Tech	Batch	Method
2,4,5-Trichlorophenol	ND		190	42	ug/kg dry	1.00	10/19/09 23:47	MKP	9J15066	8270C
2,4,6-Trichlorophenol	ND		190	13	ug/kg dry	1.00	10/19/09 23:47	MKP	9J15066	8270C
2,4-Dichlorophenol	ND		190	10	ug/kg dry	1.00	10/19/09 23:47	MKP	9J15066	8270C
2,4-Dimethylphenol	ND		190	52	ug/kg dry	1.00	10/19/09 23:47	MKP	9J15066	8270C
2,4-Dinitrophenol	ND		380	67	ug/kg dry	1.00	10/19/09 23:47	MKP	9J15066	8270C
2,4-Dinitrotoluene	ND		190	30	ug/kg dry	1.00	10/19/09 23:47	MKP	9J15066	8270C
2,6-Dinitrotoluene	ND		190	47	ug/kg dry	1.00	10/19/09 23:47	MKP	9J15066	8270C
2-Chloronaphthalene	ND		190	13	ug/kg dry	1.00	10/19/09 23:47	MKP	9J15066	8270C
2-Chlorophenol	ND		190	9.8	ug/kg dry	1.00	10/19/09 23:47	MKP	9J15066	8270C
2-Methylnaphthalene	ND		190	2.3	ug/kg dry	1.00	10/19/09 23:47	MKP	9J15066	8270C
2-Methylphenol	ND		190	5.9	ug/kg dry	1.00	10/19/09 23:47	MKP	9J15066	8270C
2-Nitroaniline	ND	L	380	62	ug/kg dry	1.00	10/19/09 23:47	MKP	9J15066	8270C
2-Nitrophenol	ND		190	8.8	ug/kg dry	1.00	10/19/09 23:47	MKP	9J15066	8270C
3,3'-Dichlorobenzidine	ND		190	170	ug/kg dry	1.00	10/19/09 23:47	MKP	9J15066	8270C
3-Nitroaniline	ND		380	44	ug/kg dry	1.00	10/19/09 23:47	MKP	9J15066	8270C
4,6-Dinitro-2-methylphenol	ND		380	66	ug/kg dry	1.00	10/19/09 23:47	MKP	9J15066	8270C
4-Bromophenyl phenyl ether	ND		190	61	ug/kg dry	1.00	10/19/09 23:47	MKP	9J15066	8270C
4-Chloro-3-methylphenol	ND		190	7.9	ug/kg dry	1.00	10/19/09 23:47	MKP	9J15066	8270C
4-Chloroaniline	ND		190	56	ug/kg dry	1.00	10/19/09 23:47	MKP	9J15066	8270C
4-Chlorophenyl phenyl ether	ND		190	4.1	ug/kg dry	1.00	10/19/09 23:47	MKP	9J15066	8270C
4-Methylphenol	ND		190	11	ug/kg dry	1.00	10/19/09 23:47	MKP	9J15066	8270C
4-Nitroaniline	ND		380	21	ug/kg dry	1.00	10/19/09 23:47	MKP	9J15066	8270C
4-Nitrophenol	ND		380	47	ug/kg dry	1.00	10/19/09 23:47	MKP	9J15066	8270C
Acenaphthene	ND		190	2.3	ug/kg dry	1.00	10/19/09 23:47	MKP	9J15066	8270C
Acenaphthylene	ND		190	1.6	ug/kg dry	1.00	10/19/09 23:47	MKP	9J15066	8270C
Acetophenone	ND		190	9.8	ug/kg dry	1.00	10/19/09 23:47	MKP	9J15066	8270C
Anthracene	ND		190	4.9	ug/kg dry	1.00	10/19/09 23:47	MKP	9J15066	8270C
Atrazine	ND	L2	190	8.5	ug/kg dry	1.00	10/19/09 23:47	MKP	9J15066	8270C
Benzaldehyde	ND		190	21	ug/kg dry	1.00	10/19/09 23:47	MKP	9J15066	8270C
Benzo(a)anthracene	ND		190	3.3	ug/kg dry	1.00	10/19/09 23:47	MKP	9J15066	8270C
Benzo(a)pyrene	ND		190	4.6	ug/kg dry	1.00	10/19/09 23:47	MKP	9J15066	8270C
Benzo(b)fluoranthene	ND		190	3.7	ug/kg dry	1.00	10/19/09 23:47	MKP	9J15066	8270C
Benzo(ghi)perylene	ND		190	2.3	ug/kg dry	1.00	10/19/09 23:47	MKP	9J15066	8270C
Benzo(k)fluoranthene	ND		190	2.1	ug/kg dry	1.00	10/19/09 23:47	MKP	9J15066	8270C
Biphenyl	ND		190	12	ug/kg dry	1.00	10/19/09 23:47	MKP	9J15066	8270C
Bis(2-chloroethoxy)methane	ND		190	10	ug/kg dry	1.00	10/19/09 23:47	MKP	9J15066	8270C
Bis(2-chloroethyl)ether	ND		190	17	ug/kg dry	1.00	10/19/09 23:47	MKP	9J15066	8270C
2,2'-Oxybis(1-Chloropropane)	ND		190	20	ug/kg dry	1.00	10/19/09 23:47	MKP	9J15066	8270C
Bis(2-ethylhexyl) phthalate	**77**	J	190	62	ug/kg dry	1.00	10/19/09 23:47	MKP	9J15066	8270C
Butyl benzyl phthalate	ND		190	52	ug/kg dry	1.00	10/19/09 23:47	MKP	9J15066	8270C
Caprolactam	ND		190	83	ug/kg dry	1.00	10/19/09 23:47	MKP	9J15066	8270C
Carbazole	ND		190	2.2	ug/kg dry	1.00	10/19/09 23:47	MKP	9J15066	8270C
Chrysene	ND		190	1.9	ug/kg dry	1.00	10/19/09 23:47	MKP	9J15066	8270C
Dibenzo(a,h)anthracene	ND		190	2.3	ug/kg dry	1.00	10/19/09 23:47	MKP	9J15066	8270C
Dibenzofuran	ND		190	2.0	ug/kg dry	1.00	10/19/09 23:47	MKP	9J15066	8270C
Diethyl phthalate	ND		190	5.8	ug/kg dry	1.00	10/19/09 23:47	MKP	9J15066	8270C

Benchmark Environmental & Engineering Science
2558 Hamburg Turnpike, Suite 300
Lackawanna, NY 14218

SDG Number: RSJ0891

Project: Benchmark - Globe site
Project Number: TURN

Received: 10/15/09-10/20/09
Reported: 11/02/09 13:16

Analytical Report

Analyte	Sample Result	Data Qualifiers	RL	MDL	Units	Dil Fac	Date Analyzed	Lab Tech	Batch	Method
Client ID: SB-16 (0-2) (RSJ0891-03 - Solid) - cont.						**Sampled: 10/14/09 11:50**		**Recvd: 10/15/09 10:00**		
Semivolatile Organics by GC/MS - cont.										
Dimethyl phthalate	ND		190	5.0	ug/kg dry	1.00	10/19/09 23:47	MKP	9J15066	8270C
Di-n-butyl phthalate	**83**	J	190	66	ug/kg dry	1.00	10/19/09 23:47	MKP	9J15066	8270C
Di-n-octyl phthalate	ND		190	4.5	ug/kg dry	1.00	10/19/09 23:47	MKP	9J15066	8270C
Fluoranthene	ND		190	2.8	ug/kg dry	1.00	10/19/09 23:47	MKP	9J15066	8270C
Fluorene	ND		190	4.4	ug/kg dry	1.00	10/19/09 23:47	MKP	9J15066	8270C
Hexachlorobenzene	ND		190	9.5	ug/kg dry	1.00	10/19/09 23:47	MKP	9J15066	8270C
Hexachlorobutadiene	ND		190	9.8	ug/kg dry	1.00	10/19/09 23:47	MKP	9J15066	8270C
Hexachlorocyclopentadiene	ND		190	58	ug/kg dry	1.00	10/19/09 23:47	MKP	9J15066	8270C
Hexachloroethane	ND		190	15	ug/kg dry	1.00	10/19/09 23:47	MKP	9J15066	8270C
Indeno(1,2,3-cd)pyrene	ND		190	5.3	ug/kg dry	1.00	10/19/09 23:47	MKP	9J15066	8270C
Isophorone	ND		190	9.6	ug/kg dry	1.00	10/19/09 23:47	MKP	9J15066	8270C
Naphthalene	ND		190	3.2	ug/kg dry	1.00	10/19/09 23:47	MKP	9J15066	8270C
Nitrobenzene	ND		190	8.5	ug/kg dry	1.00	10/19/09 23:47	MKP	9J15066	8270C
N-Nitrosodi-n-propylamine	ND		190	15	ug/kg dry	1.00	10/19/09 23:47	MKP	9J15066	8270C
N-Nitrosodiphenylamine	ND	L	190	10	ug/kg dry	1.00	10/19/09 23:47	MKP	9J15066	8270C
Pentachlorophenol	ND		380	66	ug/kg dry	1.00	10/19/09 23:47	MKP	9J15066	8270C
Phenanthrene	ND		190	4.0	ug/kg dry	1.00	10/19/09 23:47	MKP	9J15066	8270C
Phenol	ND		190	20	ug/kg dry	1.00	10/19/09 23:47	MKP	9J15066	8270C
Pyrene	ND		190	1.2	ug/kg dry	1.00	10/19/09 23:47	MKP	9J15066	8270C
2,4,6-Tribromophenol	*89 %*		*Surr Limits: (39-146%)*				*10/19/09 23:47*	*MKP*	*9J15066*	*8270C*
2-Fluorobiphenyl	*94 %*		*Surr Limits: (37-120%)*				*10/19/09 23:47*	*MKP*	*9J15066*	*8270C*
2-Fluorophenol	*72 %*		*Surr Limits: (18-120%)*				*10/19/09 23:47*	*MKP*	*9J15066*	*8270C*
Nitrobenzene-d5	*89 %*		*Surr Limits: (34-132%)*				*10/19/09 23:47*	*MKP*	*9J15066*	*8270C*
Phenol-d5	*76 %*		*Surr Limits: (11-120%)*				*10/19/09 23:47*	*MKP*	*9J15066*	*8270C*
p-Terphenyl-d14	*94 %*		*Surr Limits: (58-147%)*				*10/19/09 23:47*	*MKP*	*9J15066*	*8270C*
Polychlorinated Biphenyls by EPA Method 8082										
Aroclor 1016	ND	QSU	19	3.7	ug/kg dry	1.00	10/18/09 12:09	JxM	9J16009	8082
Aroclor 1221	ND	QSU	19	3.7	ug/kg dry	1.00	10/18/09 12:09	JxM	9J16009	8082
Aroclor 1232	ND	QSU	19	3.7	ug/kg dry	1.00	10/18/09 12:09	JxM	9J16009	8082
Aroclor 1242	ND	QSU	19	4.1	ug/kg dry	1.00	10/18/09 12:09	JxM	9J16009	8082
Aroclor 1248	ND	QSU	19	3.7	ug/kg dry	1.00	10/18/09 12:09	JxM	9J16009	8082
Aroclor 1254	ND	QSU	19	4.0	ug/kg dry	1.00	10/18/09 12:09	JxM	9J16009	8082
Aroclor 1260	ND	QSU	19	4.0	ug/kg dry	1.00	10/18/09 12:09	JxM	9J16009	8082
Decachlorobiphenyl	*66 %*	*QSU*	*Surr Limits: (34-148%)*				*10/18/09 12:09*	*JxM*	*9J16009*	*8082*
Tetrachloro-m-xylene	*72 %*	*QSU*	*Surr Limits: (35-134%)*				*10/18/09 12:09*	*JxM*	*9J16009*	*8082*
Total Metals by SW 846 Series Methods										
Aluminum	**14300**		12.0	NR	mg/kg dry	1.00	10/17/09 14:59	LMH	9J16051	6010B
Antimony	ND		18.0	NR	mg/kg dry	1.00	10/17/09 14:59	LMH	9J16051	6010B
Arsenic	**2.4**		2.4	NR	mg/kg dry	1.00	10/17/09 14:59	LMH	9J16051	6010B
Barium	**81.3**		0.600	NR	mg/kg dry	1.00	10/17/09 14:59	LMH	9J16051	6010B
Beryllium	**0.596**		0.240	NR	mg/kg dry	1.00	10/17/09 14:59	LMH	9J16051	6010B
Cadmium	ND		0.240	NR	mg/kg dry	1.00	10/17/09 14:59	LMH	9J16051	6010B
Calcium	**37000**		60.0	NR	mg/kg dry	1.00	10/17/09 14:59	LMH	9J16051	6010B
Chromium	**18.9**		0.600	NR	mg/kg dry	1.00	10/17/09 14:59	LMH	9J16051	6010B
Cobalt	**8.58**		0.600	NR	mg/kg dry	1.00	10/17/09 14:59	LMH	9J16051	6010B

Benchmark Environmental & Engineering Science
2558 Hamburg Turnpike, Suite 300
Lackawanna, NY 14218

SDG Number: RSJ0891

Project: Benchmark - Globe site
Project Number: TURN

Received: 10/15/09-10/20/09
Reported: 11/02/09 13:16

Analytical Report

Analyte	Sample Result	Data Qualifiers	RL	MDL	Units	Dil Fac	Date Analyzed	Lab Tech	Batch	Method
Client ID: SB-16 (0-2) (RSJ0891-03 - Solid) - cont.						**Sampled: 10/14/09 11:50**		**Recvd: 10/15/09 10:00**		
Total Metals by SW 846 Series Methods - cont.										
Copper	**16.4**		1.2	NR	mg/kg dry	1.00	10/17/09 14:59	LMH	9J16051	6010B
Iron	**19100**		12.0	NR	mg/kg dry	1.00	10/17/09 14:59	LMH	9J16051	6010B
Lead	**4.6**		1.2	NR	mg/kg dry	1.00	10/17/09 14:59	LMH	9J16051	6010B
Magnesium	**10600**		24.0	NR	mg/kg dry	1.00	10/17/09 14:59	LMH	9J16051	6010B
Manganese	**504**		0.2	NR	mg/kg dry	1.00	10/17/09 14:59	LMH	9J16051	6010B
Nickel	**21.9**		6.00	NR	mg/kg dry	1.00	10/17/09 14:59	LMH	9J16051	6010B
Potassium	**2130**		36.0	NR	mg/kg dry	1.00	10/17/09 14:59	LMH	9J16051	6010B
Selenium	ND		4.8	NR	mg/kg dry	1.00	10/17/09 14:59	LMH	9J16051	6010B
Silver	ND		0.600	NR	mg/kg dry	1.00	10/17/09 14:59	LMH	9J16051	6010B
Sodium	**440**		168	NR	mg/kg dry	1.00	10/17/09 14:59	LMH	9J16051	6010B
Thallium	ND		7.2	NR	mg/kg dry	1.00	10/17/09 14:59	LMH	9J16051	6010B
Vanadium	**20.3**		0.600	NR	mg/kg dry	1.00	10/17/09 14:59	LMH	9J16051	6010B
Zinc	**58.6**		2.4	NR	mg/kg dry	1.00	10/17/09 14:59	LMH	9J16051	6010B
Mercury	ND		0.0212	NR	mg/kg dry	1.00	10/20/09 14:55	MXM	9J19063	7471A
General Chemistry Parameters										
Percent Solids	**88**		0.010	NR	%	1.00	10/16/09 14:11	JR	9J16033	Dry Weight

Benchmark Environmental & Engineering Science
2558 Hamburg Turnpike, Suite 300
Lackawanna, NY 14218

SDG Number: RSJ0891

Project: Benchmark - Globe site
Project Number: TURN

Received: 10/15/09-10/20/09
Reported: 11/02/09 13:16

Analytical Report

Client ID: SB-17 (0-2) (RSJ0891-04 - Solid) **Sampled: 10/14/09 12:50** **Recvd: 10/15/09 10:00**

Semivolatile Organics by GC/MS

Analyte	Sample Result	Data Qualifiers	RL	MDL	Units	Dil Fac	Date Analyzed	Lab Tech	Batch	Method
2,4,5-Trichlorophenol	ND	D10	1200	260	ug/kg dry	5.00	10/20/09 00:11	MKP	9J15066	8270C
2,4,6-Trichlorophenol	ND	D10	1200	78	ug/kg dry	5.00	10/20/09 00:11	MKP	9J15066	8270C
2,4-Dichlorophenol	ND	D10	1200	62	ug/kg dry	5.00	10/20/09 00:11	MKP	9J15066	8270C
2,4-Dimethylphenol	ND	D10	1200	320	ug/kg dry	5.00	10/20/09 00:11	MKP	9J15066	8270C
2,4-Dinitrophenol	ND	D10	2300	420	ug/kg dry	5.00	10/20/09 00:11	MKP	9J15066	8270C
2,4-Dinitrotoluene	ND	D10	1200	180	ug/kg dry	5.00	10/20/09 00:11	MKP	9J15066	8270C
2,6-Dinitrotoluene	ND	D10	1200	290	ug/kg dry	5.00	10/20/09 00:11	MKP	9J15066	8270C
2-Chloronaphthalene	ND	D10	1200	80	ug/kg dry	5.00	10/20/09 00:11	MKP	9J15066	8270C
2-Chlorophenol	ND	D10	1200	60	ug/kg dry	5.00	10/20/09 00:11	MKP	9J15066	8270C
2-Methylnaphthalene	ND	D10	1200	14	ug/kg dry	5.00	10/20/09 00:11	MKP	9J15066	8270C
2-Methylphenol	ND	D10	1200	37	ug/kg dry	5.00	10/20/09 00:11	MKP	9J15066	8270C
2-Nitroaniline	ND	D10,L	2300	380	ug/kg dry	5.00	10/20/09 00:11	MKP	9J15066	8270C
2-Nitrophenol	ND	D10	1200	54	ug/kg dry	5.00	10/20/09 00:11	MKP	9J15066	8270C
3,3'-Dichlorobenzidine	ND	D10	1200	1000	ug/kg dry	5.00	10/20/09 00:11	MKP	9J15066	8270C
3-Nitroaniline	ND	D10	2300	270	ug/kg dry	5.00	10/20/09 00:11	MKP	9J15066	8270C
4,6-Dinitro-2-methylphenol	ND	D10	2300	410	ug/kg dry	5.00	10/20/09 00:11	MKP	9J15066	8270C
4-Bromophenyl phenyl ether	ND	D10	1200	380	ug/kg dry	5.00	10/20/09 00:11	MKP	9J15066	8270C
4-Chloro-3-methylphenol	ND	D10	1200	49	ug/kg dry	5.00	10/20/09 00:11	MKP	9J15066	8270C
4-Chloroaniline	ND	D10	1200	350	ug/kg dry	5.00	10/20/09 00:11	MKP	9J15066	8270C
4-Chlorophenyl phenyl ether	ND	D10	1200	25	ug/kg dry	5.00	10/20/09 00:11	MKP	9J15066	8270C
4-Methylphenol	ND	D10	1200	66	ug/kg dry	5.00	10/20/09 00:11	MKP	9J15066	8270C
4-Nitroaniline	ND	D10	2300	130	ug/kg dry	5.00	10/20/09 00:11	MKP	9J15066	8270C
4-Nitrophenol	ND	D10	2300	290	ug/kg dry	5.00	10/20/09 00:11	MKP	9J15066	8270C
Acenaphthene	**160**	D10,J	1200	14	ug/kg dry	5.00	10/20/09 00:11	MKP	9J15066	8270C
Acenaphthylene	ND	D10	1200	9.7	ug/kg dry	5.00	10/20/09 00:11	MKP	9J15066	8270C
Acetophenone	ND	D10	1200	61	ug/kg dry	5.00	10/20/09 00:11	MKP	9J15066	8270C
Anthracene	**260**	D10,J	1200	30	ug/kg dry	5.00	10/20/09 00:11	MKP	9J15066	8270C
Atrazine	ND	D10,L2	1200	53	ug/kg dry	5.00	10/20/09 00:11	MKP	9J15066	8270C
Benzaldehyde	ND	D10	1200	130	ug/kg dry	5.00	10/20/09 00:11	MKP	9J15066	8270C
Benzo(a)anthracene	**530**	D10,J	1200	20	ug/kg dry	5.00	10/20/09 00:11	MKP	9J15066	8270C
Benzo(a)pyrene	**490**	D10,J	1200	29	ug/kg dry	5.00	10/20/09 00:11	MKP	9J15066	8270C
Benzo(b)fluoranthene	**570**	D10,J	1200	23	ug/kg dry	5.00	10/20/09 00:11	MKP	9J15066	8270C
Benzo(ghi)perylene	**270**	D10,J	1200	14	ug/kg dry	5.00	10/20/09 00:11	MKP	9J15066	8270C
Benzo(k)fluoranthene	**220**	D10,J	1200	13	ug/kg dry	5.00	10/20/09 00:11	MKP	9J15066	8270C
Biphenyl	ND	D10	1200	74	ug/kg dry	5.00	10/20/09 00:11	MKP	9J15066	8270C
Bis(2-chloroethoxy)methane	ND	D10	1200	65	ug/kg dry	5.00	10/20/09 00:11	MKP	9J15066	8270C
Bis(2-chloroethyl)ether	ND	D10	1200	100	ug/kg dry	5.00	10/20/09 00:11	MKP	9J15066	8270C
2,2'-Oxybis(1-Chloropropane)	ND	D10	1200	120	ug/kg dry	5.00	10/20/09 00:11	MKP	9J15066	8270C
Bis(2-ethylhexyl) phthalate	ND	D10	1200	380	ug/kg dry	5.00	10/20/09 00:11	MKP	9J15066	8270C
Butyl benzyl phthalate	ND	D10	1200	320	ug/kg dry	5.00	10/20/09 00:11	MKP	9J15066	8270C
Caprolactam	ND	D10	1200	510	ug/kg dry	5.00	10/20/09 00:11	MKP	9J15066	8270C
Carbazole	**84**	D10,J	1200	14	ug/kg dry	5.00	10/20/09 00:11	MKP	9J15066	8270C
Chrysene	**530**	D10,J, B	1200	12	ug/kg dry	5.00	10/20/09 00:11	MKP	9J15066	8270C
Dibenzo(a,h)anthracene	**87**	D10,J	1200	14	ug/kg dry	5.00	10/20/09 00:11	MKP	9J15066	8270C
Dibenzofuran	**68**	D10,J	1200	12	ug/kg dry	5.00	10/20/09 00:11	MKP	9J15066	8270C

Benchmark Environmental & Engineering Science
2558 Hamburg Turnpike, Suite 300
Lackawanna, NY 14218

SDG Number: RSJ0891

Project: Benchmark - Globe site
Project Number: TURN

Received: 10/15/09-10/20/09
Reported: 11/02/09 13:16

Analytical Report

Analyte	Sample Result	Data Qualifiers	RL	MDL	Units	Dil Fac	Date Analyzed	Lab Tech	Batch	Method
Client ID: SB-17 (0-2) (RSJ0891-04 - Solid) - cont.						**Sampled: 10/14/09 12:50**		**Recvd: 10/15/09 10:00**		
Semivolatile Organics by GC/MS - cont.										
Diethyl phthalate	ND	D10	1200	36	ug/kg dry	5.00	10/20/09 00:11	MKP	9J15066	8270C
Dimethyl phthalate	ND	D10	1200	31	ug/kg dry	5.00	10/20/09 00:11	MKP	9J15066	8270C
Di-n-butyl phthalate	ND	D10	1200	410	ug/kg dry	5.00	10/20/09 00:11	MKP	9J15066	8270C
Di-n-octyl phthalate	ND	D10	1200	28	ug/kg dry	5.00	10/20/09 00:11	MKP	9J15066	8270C
Fluoranthene	**1200**	D10	1200	17	ug/kg dry	5.00	10/20/09 00:11	MKP	9J15066	8270C
Fluorene	**150**	D10,J	1200	27	ug/kg dry	5.00	10/20/09 00:11	MKP	9J15066	8270C
Hexachlorobenzene	ND	D10	1200	59	ug/kg dry	5.00	10/20/09 00:11	MKP	9J15066	8270C
Hexachlorobutadiene	ND	D10	1200	61	ug/kg dry	5.00	10/20/09 00:11	MKP	9J15066	8270C
Hexachlorocyclopentadiene	ND	D10	1200	360	ug/kg dry	5.00	10/20/09 00:11	MKP	9J15066	8270C
Hexachloroethane	ND	D10	1200	92	ug/kg dry	5.00	10/20/09 00:11	MKP	9J15066	8270C
Indeno(1,2,3-cd)pyrene	**240**	D10,J	1200	33	ug/kg dry	5.00	10/20/09 00:11	MKP	9J15066	8270C
Isophorone	ND	D10	1200	59	ug/kg dry	5.00	10/20/09 00:11	MKP	9J15066	8270C
Naphthalene	ND	D10	1200	20	ug/kg dry	5.00	10/20/09 00:11	MKP	9J15066	8270C
Nitrobenzene	ND	D10	1200	53	ug/kg dry	5.00	10/20/09 00:11	MKP	9J15066	8270C
N-Nitrosodi-n-propylamine	ND	D10	1200	94	ug/kg dry	5.00	10/20/09 00:11	MKP	9J15066	8270C
N-Nitrosodiphenylamine	ND	D10,L	1200	65	ug/kg dry	5.00	10/20/09 00:11	MKP	9J15066	8270C
Pentachlorophenol	ND	D10	2300	410	ug/kg dry	5.00	10/20/09 00:11	MKP	9J15066	8270C
Phenanthrene	**1000**	D10,J	1200	25	ug/kg dry	5.00	10/20/09 00:11	MKP	9J15066	8270C
Phenol	ND	D10	1200	120	ug/kg dry	5.00	10/20/09 00:11	MKP	9J15066	8270C
Pyrene	**1100**	D10,J	1200	7.7	ug/kg dry	5.00	10/20/09 00:11	MKP	9J15066	8270C
2,4,6-Tribromophenol	*72 %*	*D10*	*Surr Limits: (39-146%)*				*10/20/09 00:11*	*MKP*	*9J15066*	*8270C*
2-Fluorobiphenyl	*90 %*	*D10*	*Surr Limits: (37-120%)*				*10/20/09 00:11*	*MKP*	*9J15066*	*8270C*
2-Fluorophenol	*72 %*	*D10*	*Surr Limits: (18-120%)*				*10/20/09 00:11*	*MKP*	*9J15066*	*8270C*
Nitrobenzene-d5	*88 %*	*D10*	*Surr Limits: (34-132%)*				*10/20/09 00:11*	*MKP*	*9J15066*	*8270C*
Phenol-d5	*79 %*	*D10*	*Surr Limits: (11-120%)*				*10/20/09 00:11*	*MKP*	*9J15066*	*8270C*
p-Terphenyl-d14	*89 %*	*D10*	*Surr Limits: (58-147%)*				*10/20/09 00:11*	*MKP*	*9J15066*	*8270C*
Polychlorinated Biphenyls by EPA Method 8082										
Aroclor 1016	ND	QSU	24	4.6	ug/kg dry	1.00	10/18/09 12:28	JxM	9J16009	8082
Aroclor 1221	ND	QSU	24	4.6	ug/kg dry	1.00	10/18/09 12:28	JxM	9J16009	8082
Aroclor 1232	ND	QSU	24	4.6	ug/kg dry	1.00	10/18/09 12:28	JxM	9J16009	8082
Aroclor 1242	ND	QSU	24	5.1	ug/kg dry	1.00	10/18/09 12:28	JxM	9J16009	8082
Aroclor 1248	ND	QSU	24	4.6	ug/kg dry	1.00	10/18/09 12:28	JxM	9J16009	8082
Aroclor 1254	ND	QSU	24	5.0	ug/kg dry	1.00	10/18/09 12:28	JxM	9J16009	8082
Aroclor 1260	ND	QSU	24	5.0	ug/kg dry	1.00	10/18/09 12:28	JxM	9J16009	8082
Decachlorobiphenyl	*69 %*	*QSU*	*Surr Limits: (34-148%)*				*10/18/09 12:28*	*JxM*	*9J16009*	*8082*
Tetrachloro-m-xylene	*65 %*	*QSU*	*Surr Limits: (35-134%)*				*10/18/09 12:28*	*JxM*	*9J16009*	*8082*
Total Metals by SW 846 Series Methods										
Aluminum	**23000**		14.1	NR	mg/kg dry	1.00	10/17/09 15:04	LMH	9J16051	6010B
Antimony	ND		21.2	NR	mg/kg dry	1.00	10/17/09 15:04	LMH	9J16051	6010B
Arsenic	**7.1**		2.8	NR	mg/kg dry	1.00	10/17/09 15:04	LMH	9J16051	6010B
Barium	**163**		0.706	NR	mg/kg dry	1.00	10/17/09 15:04	LMH	9J16051	6010B
Beryllium	**1.07**		0.283	NR	mg/kg dry	1.00	10/17/09 15:04	LMH	9J16051	6010B
Cadmium	**0.288**		0.283	NR	mg/kg dry	1.00	10/17/09 15:04	LMH	9J16051	6010B
Calcium	**19700**		70.6	NR	mg/kg dry	1.00	10/17/09 15:04	LMH	9J16051	6010B
Chromium	**29.8**		0.706	NR	mg/kg dry	1.00	10/17/09 15:04	LMH	9J16051	6010B

Benchmark Environmental & Engineering Science
2558 Hamburg Turnpike, Suite 300
Lackawanna, NY 14218

SDG Number: RSJ0891

Project: Benchmark - Globe site
Project Number: TURN

Received: 10/15/09-10/20/09
Reported: 11/02/09 13:16

Analytical Report

Analyte	Sample Result	Data Qualifiers	RL	MDL	Units	Dil Fac	Date Analyzed	Lab Tech	Batch	Method
Client ID: SB-17 (0-2) (RSJ0891-04 - Solid) - cont.						**Sampled: 10/14/09 12:50**		**Recvd: 10/15/09 10:00**		
Total Metals by SW 846 Series Methods - cont.										
Cobalt	**14.4**		0.706	NR	mg/kg dry	1.00	10/17/09 15:04	LMH	9J16051	6010B
Copper	**24.2**		1.4	NR	mg/kg dry	1.00	10/17/09 15:04	LMH	9J16051	6010B
Iron	**31400**		14.1	NR	mg/kg dry	1.00	10/17/09 15:04	LMH	9J16051	6010B
Lead	**9.8**		1.4	NR	mg/kg dry	1.00	10/17/09 15:04	LMH	9J16051	6010B
Magnesium	**9970**		28.3	NR	mg/kg dry	1.00	10/17/09 15:04	LMH	9J16051	6010B
Manganese	**610**		0.3	NR	mg/kg dry	1.00	10/17/09 15:04	LMH	9J16051	6010B
Nickel	**36.8**		7.06	NR	mg/kg dry	1.00	10/17/09 15:04	LMH	9J16051	6010B
Potassium	**2410**		42.4	NR	mg/kg dry	1.00	10/17/09 15:04	LMH	9J16051	6010B
Selenium	ND		5.7	NR	mg/kg dry	1.00	10/17/09 15:04	LMH	9J16051	6010B
Silver	ND		0.706	NR	mg/kg dry	1.00	10/17/09 15:04	LMH	9J16051	6010B
Sodium	**218**		198	NR	mg/kg dry	1.00	10/17/09 15:04	LMH	9J16051	6010B
Thallium	ND		8.5	NR	mg/kg dry	1.00	10/17/09 15:04	LMH	9J16051	6010B
Vanadium	**32.6**		0.706	NR	mg/kg dry	1.00	10/17/09 15:04	LMH	9J16051	6010B
Zinc	**66.0**		2.8	NR	mg/kg dry	1.00	10/17/09 15:04	LMH	9J16051	6010B
Mercury	**0.0645**		0.0282	NR	mg/kg dry	1.00	10/20/09 14:57	MXM	9J19063	7471A
General Chemistry Parameters										
Percent Solids	**70**		0.010	NR	%	1.00	10/16/09 14:13	JR	9J16033	Dry Weight

Benchmark Environmental & Engineering Science
2558 Hamburg Turnpike, Suite 300
Lackawanna, NY 14218

SDG Number: RSJ0891

Project: Benchmark - Globe site
Project Number: TURN

Received: 10/15/09-10/20/09
Reported: 11/02/09 13:16

Analytical Report

Client ID: SB-18 (2-4) (RSJ0891-05 - Solid) — **Sampled: 10/14/09 14:30** — **Recvd: 10/15/09 10:00**

Volatile Organic Compounds by EPA 8260B

Analyte	Sample Result	Data Qualifiers	RL	MDL	Units	Dil Fac	Date Analyzed	Lab Tech	Batch	Method
1,1,1-Trichloroethane	ND		6.1	0.44	ug/kg dry	1.00	10/19/09 18:48	RJ	9J19018	8260B
1,1,2,2-Tetrachloroethane	ND		6.1	0.99	ug/kg dry	1.00	10/19/09 18:48	RJ	9J19018	8260B
1,1,2-Trichloroethane	ND		6.1	0.31	ug/kg dry	1.00	10/19/09 18:48	RJ	9J19018	8260B
1,1,2-Trichloro-1,2,2-trifluoroethane	ND		6.1	3.1	ug/kg dry	1.00	10/19/09 18:48	RJ	9J19018	8260B
1,1-Dichloroethane	ND		6.1	0.30	ug/kg dry	1.00	10/19/09 18:48	RJ	9J19018	8260B
1,1-Dichloroethene	ND		6.1	0.75	ug/kg dry	1.00	10/19/09 18:48	RJ	9J19018	8260B
1,2,4-Trichlorobenzene	ND		6.1	0.37	ug/kg dry	1.00	10/19/09 18:48	RJ	9J19018	8260B
1,2,4-Trimethylbenzene	ND		6.1	0.44	ug/kg dry	1.00	10/19/09 18:48	RJ	9J19018	8260B
1,2-Dibromo-3-chloropropane	ND		6.1	3.1	ug/kg dry	1.00	10/19/09 18:48	RJ	9J19018	8260B
1,2-Dibromoethane	ND		6.1	0.23	ug/kg dry	1.00	10/19/09 18:48	RJ	9J19018	8260B
1,2-Dichlorobenzene	ND		6.1	0.48	ug/kg dry	1.00	10/19/09 18:48	RJ	9J19018	8260B
1,2-Dichloroethane	ND		6.1	0.31	ug/kg dry	1.00	10/19/09 18:48	RJ	9J19018	8260B
1,2-Dichloropropane	ND		6.1	3.1	ug/kg dry	1.00	10/19/09 18:48	RJ	9J19018	8260B
1,3,5-Trimethylbenzene	ND		6.1	0.39	ug/kg dry	1.00	10/19/09 18:48	RJ	9J19018	8260B
1,3-Dichlorobenzene	ND		6.1	0.31	ug/kg dry	1.00	10/19/09 18:48	RJ	9J19018	8260B
1,4-Dichlorobenzene	ND		6.1	0.86	ug/kg dry	1.00	10/19/09 18:48	RJ	9J19018	8260B
2-Butanone	**44**		31	2.2	ug/kg dry	1.00	10/19/09 18:48	RJ	9J19018	8260B
2-Hexanone	ND		31	2.1	ug/kg dry	1.00	10/19/09 18:48	RJ	9J19018	8260B
p-Cymene	ND		6.1	0.49	ug/kg dry	1.00	10/19/09 18:48	RJ	9J19018	8260B
4-Methyl-2-pentanone	ND		31	2.0	ug/kg dry	1.00	10/19/09 18:48	RJ	9J19018	8260B
Acetone	**210**		31	1.3	ug/kg dry	1.00	10/19/09 18:48	RJ	9J19018	8260B
Benzene	ND		6.1	0.30	ug/kg dry	1.00	10/19/09 18:48	RJ	9J19018	8260B
Bromodichloromethane	ND		6.1	0.31	ug/kg dry	1.00	10/19/09 18:48	RJ	9J19018	8260B
Bromoform	ND		6.1	3.1	ug/kg dry	1.00	10/19/09 18:48	RJ	9J19018	8260B
Bromomethane	ND		6.1	1.4	ug/kg dry	1.00	10/19/09 18:48	RJ	9J19018	8260B
Carbon disulfide	ND	L	6.1	0.52	ug/kg dry	1.00	10/19/09 18:48	RJ	9J19018	8260B
Carbon Tetrachloride	ND		6.1	0.59	ug/kg dry	1.00	10/19/09 18:48	RJ	9J19018	8260B
Chlorobenzene	ND		6.1	0.81	ug/kg dry	1.00	10/19/09 18:48	RJ	9J19018	8260B
Dibromochloromethane	ND		6.1	0.34	ug/kg dry	1.00	10/19/09 18:48	RJ	9J19018	8260B
Chloroethane	ND		6.1	2.5	ug/kg dry	1.00	10/19/09 18:48	RJ	9J19018	8260B
Chloroform	ND		6.1	0.38	ug/kg dry	1.00	10/19/09 18:48	RJ	9J19018	8260B
Chloromethane	ND		6.1	0.37	ug/kg dry	1.00	10/19/09 18:48	RJ	9J19018	8260B
cis-1,2-Dichloroethene	**1.3**	J	6.1	0.30	ug/kg dry	1.00	10/19/09 18:48	RJ	9J19018	8260B
cis-1,3-Dichloropropene	ND		6.1	0.35	ug/kg dry	1.00	10/19/09 18:48	RJ	9J19018	8260B
Cyclohexane	ND		6.1	0.28	ug/kg dry	1.00	10/19/09 18:48	RJ	9J19018	8260B
Dichlorodifluoromethane	ND		6.1	0.50	ug/kg dry	1.00	10/19/09 18:48	RJ	9J19018	8260B
Ethylbenzene	ND		6.1	0.42	ug/kg dry	1.00	10/19/09 18:48	RJ	9J19018	8260B
Isopropylbenzene	ND		6.1	0.92	ug/kg dry	1.00	10/19/09 18:48	RJ	9J19018	8260B
Methyl Acetate	ND		6.1	0.33	ug/kg dry	1.00	10/19/09 18:48	RJ	9J19018	8260B
Methyl-t-Butyl Ether (MTBE)	ND		6.1	0.60	ug/kg dry	1.00	10/19/09 18:48	RJ	9J19018	8260B
Methylcyclohexane	ND		6.1	0.40	ug/kg dry	1.00	10/19/09 18:48	RJ	9J19018	8260B
Methylene Chloride	**4.8**	J	6.1	1.2	ug/kg dry	1.00	10/19/09 18:48	RJ	9J19018	8260B
m-Xylene & p-Xylene	ND		12	1.0	ug/kg dry	1.00	10/19/09 18:48	RJ	9J19018	8260B
n-Butylbenzene	ND		6.1	0.53	ug/kg dry	1.00	10/19/09 18:48	RJ	9J19018	8260B
n-Propylbenzene	ND		6.1	0.49	ug/kg dry	1.00	10/19/09 18:48	RJ	9J19018	8260B
o-Xylene	ND		6.1	0.80	ug/kg dry	1.00	10/19/09 18:48	RJ	9J19018	8260B
sec-Butylbenzene	ND		6.1	0.53	ug/kg dry	1.00	10/19/09 18:48	RJ	9J19018	8260B
Styrene	ND		6.1	0.31	ug/kg dry	1.00	10/19/09 18:48	RJ	9J19018	8260B

Benchmark Environmental & Engineering Science
2558 Hamburg Turnpike, Suite 300
Lackawanna, NY 14218

SDG Number: RSJ0891

Project: Benchmark - Globe site
Project Number: TURN

Received: 10/15/09-10/20/09
Reported: 11/02/09 13:16

Analytical Report

Client ID: SB-18 (2-4) (RSJ0891-05 - Solid) - cont. **Sampled: 10/14/09 14:30** **Recvd: 10/15/09 10:00**

Analyte	Sample Result	Data Qualifiers	RL	MDL	Units	Dil Fac	Date Analyzed	Lab Tech	Batch	Method
Volatile Organic Compounds by EPA 8260B - cont.										
Tetrachloroethene	ND		6.1	0.82	ug/kg dry	1.00	10/19/09 18:48	RJ	9J19018	8260B
Toluene	ND		6.1	0.46	ug/kg dry	1.00	10/19/09 18:48	RJ	9J19018	8260B
trans-1,2-Dichloroethene	ND		6.1	0.63	ug/kg dry	1.00	10/19/09 18:48	RJ	9J19018	8260B
trans-1,3-Dichloropropene	ND		6.1	0.30	ug/kg dry	1.00	10/19/09 18:48	RJ	9J19018	8260B
Trichloroethene	ND		6.1	0.42	ug/kg dry	1.00	10/19/09 18:48	RJ	9J19018	8260B
Trichlorofluoromethane	ND		6.1	0.58	ug/kg dry	1.00	10/19/09 18:48	RJ	9J19018	8260B
Vinyl chloride	ND		12	0.75	ug/kg dry	1.00	10/19/09 18:48	RJ	9J19018	8260B
Xylenes, total	ND		12	1.0	ug/kg dry	1.00	10/19/09 18:48	RJ	9J19018	8260B
1,2-Dichloroethane-d4	*108 %*		*Surr Limits: (64-126%)*				*10/19/09 18:48*	*RJ*	*9J19018*	*8260B*
4-Bromofluorobenzene	*113 %*		*Surr Limits: (72-126%)*				*10/19/09 18:48*	*RJ*	*9J19018*	*8260B*
Toluene-d8	*116 %*		*Surr Limits: (71-125%)*				*10/19/09 18:48*	*RJ*	*9J19018*	*8260B*
Semivolatile Organics by GC/MS										
2,4,5-Trichlorophenol	ND		210	46	ug/kg dry	1.00	10/20/09 17:11	MKP	9J15066	8270C
2,4,6-Trichlorophenol	ND		210	14	ug/kg dry	1.00	10/20/09 17:11	MKP	9J15066	8270C
2,4-Dichlorophenol	ND		210	11	ug/kg dry	1.00	10/20/09 17:11	MKP	9J15066	8270C
2,4-Dimethylphenol	ND		210	57	ug/kg dry	1.00	10/20/09 17:11	MKP	9J15066	8270C
2,4-Dinitrophenol	ND		410	74	ug/kg dry	1.00	10/20/09 17:11	MKP	9J15066	8270C
2,4-Dinitrotoluene	ND		210	33	ug/kg dry	1.00	10/20/09 17:11	MKP	9J15066	8270C
2,6-Dinitrotoluene	ND		210	52	ug/kg dry	1.00	10/20/09 17:11	MKP	9J15066	8270C
2-Chloronaphthalene	ND		210	14	ug/kg dry	1.00	10/20/09 17:11	MKP	9J15066	8270C
2-Chlorophenol	ND		210	11	ug/kg dry	1.00	10/20/09 17:11	MKP	9J15066	8270C
2-Methylnaphthalene	**36**	J	210	2.6	ug/kg dry	1.00	10/20/09 17:11	MKP	9J15066	8270C
2-Methylphenol	ND		210	6.5	ug/kg dry	1.00	10/20/09 17:11	MKP	9J15066	8270C
2-Nitroaniline	ND	L	410	68	ug/kg dry	1.00	10/20/09 17:11	MKP	9J15066	8270C
2-Nitrophenol	ND		210	9.6	ug/kg dry	1.00	10/20/09 17:11	MKP	9J15066	8270C
3,3'-Dichlorobenzidine	ND		210	180	ug/kg dry	1.00	10/20/09 17:11	MKP	9J15066	8270C
3-Nitroaniline	ND		410	48	ug/kg dry	1.00	10/20/09 17:11	MKP	9J15066	8270C
4,6-Dinitro-2-methylphenol	ND		410	73	ug/kg dry	1.00	10/20/09 17:11	MKP	9J15066	8270C
4-Bromophenyl phenyl ether	ND		210	67	ug/kg dry	1.00	10/20/09 17:11	MKP	9J15066	8270C
4-Chloro-3-methylphenol	ND		210	8.7	ug/kg dry	1.00	10/20/09 17:11	MKP	9J15066	8270C
4-Chloroaniline	ND		210	62	ug/kg dry	1.00	10/20/09 17:11	MKP	9J15066	8270C
4-Chlorophenyl phenyl ether	ND		210	4.5	ug/kg dry	1.00	10/20/09 17:11	MKP	9J15066	8270C
4-Methylphenol	ND		210	12	ug/kg dry	1.00	10/20/09 17:11	MKP	9J15066	8270C
4-Nitroaniline	ND		410	24	ug/kg dry	1.00	10/20/09 17:11	MKP	9J15066	8270C
4-Nitrophenol	ND		410	51	ug/kg dry	1.00	10/20/09 17:11	MKP	9J15066	8270C
Acenaphthene	**37**	J	210	2.5	ug/kg dry	1.00	10/20/09 17:11	MKP	9J15066	8270C
Acenaphthylene	ND		210	1.7	ug/kg dry	1.00	10/20/09 17:11	MKP	9J15066	8270C
Acetophenone	ND		210	11	ug/kg dry	1.00	10/20/09 17:11	MKP	9J15066	8270C
Anthracene	**42**	J	210	5.4	ug/kg dry	1.00	10/20/09 17:11	MKP	9J15066	8270C
Atrazine	ND	L2	210	9.4	ug/kg dry	1.00	10/20/09 17:11	MKP	9J15066	8270C
Benzaldehyde	ND		210	23	ug/kg dry	1.00	10/20/09 17:11	MKP	9J15066	8270C
Benzo(a)anthracene	**64**	J	210	3.6	ug/kg dry	1.00	10/20/09 17:11	MKP	9J15066	8270C
Benzo(a)pyrene	**65**	J	210	5.1	ug/kg dry	1.00	10/20/09 17:11	MKP	9J15066	8270C
Benzo(b)fluoranthene	**67**	J	210	4.1	ug/kg dry	1.00	10/20/09 17:11	MKP	9J15066	8270C
Benzo(ghi)perylene	**49**	J	210	2.5	ug/kg dry	1.00	10/20/09 17:11	MKP	9J15066	8270C
Benzo(k)fluoranthene	**38**	J	210	2.3	ug/kg dry	1.00	10/20/09 17:11	MKP	9J15066	8270C

Benchmark Environmental & Engineering Science
2558 Hamburg Turnpike, Suite 300
Lackawanna, NY 14218

SDG Number: RSJ0891

Project: Benchmark - Globe site
Project Number: TURN

Received: 10/15/09-10/20/09
Reported: 11/02/09 13:16

Analytical Report

Client ID: SB-18 (2-4) (RSJ0891-05 - Solid) - cont. **Sampled: 10/14/09 14:30** **Recvd: 10/15/09 10:00**

Analyte	Sample Result	Data Qualifiers	RL	MDL	Units	Dil Fac	Date Analyzed	Lab Tech	Batch	Method
Semivolatile Organics by GC/MS - cont.										
Biphenyl	ND		210	13	ug/kg dry	1.00	10/20/09 17:11	MKP	9J15066	8270C
Bis(2-chloroethoxy)methane	ND		210	11	ug/kg dry	1.00	10/20/09 17:11	MKP	9J15066	8270C
Bis(2-chloroethyl)ether	ND		210	18	ug/kg dry	1.00	10/20/09 17:11	MKP	9J15066	8270C
2,2'-Oxybis(1-Chloropropane)	ND		210	22	ug/kg dry	1.00	10/20/09 17:11	MKP	9J15066	8270C
Bis(2-ethylhexyl) phthalate	**330**		210	68	ug/kg dry	1.00	10/20/09 17:11	MKP	9J15066	8270C
Butyl benzyl phthalate	ND		210	57	ug/kg dry	1.00	10/20/09 17:11	MKP	9J15066	8270C
Caprolactam	ND		210	91	ug/kg dry	1.00	10/20/09 17:11	MKP	9J15066	8270C
Carbazole	ND		210	2.4	ug/kg dry	1.00	10/20/09 17:11	MKP	9J15066	8270C
Chrysene	**61**	J, B	210	2.1	ug/kg dry	1.00	10/20/09 17:11	MKP	9J15066	8270C
Dibenzo(a,h)anthracene	ND		210	2.5	ug/kg dry	1.00	10/20/09 17:11	MKP	9J15066	8270C
Dibenzofuran	**12**	J	210	2.2	ug/kg dry	1.00	10/20/09 17:11	MKP	9J15066	8270C
Diethyl phthalate	**57**	J	210	6.4	ug/kg dry	1.00	10/20/09 17:11	MKP	9J15066	8270C
Dimethyl phthalate	ND		210	5.5	ug/kg dry	1.00	10/20/09 17:11	MKP	9J15066	8270C
Di-n-butyl phthalate	**160**	J	210	73	ug/kg dry	1.00	10/20/09 17:11	MKP	9J15066	8270C
Di-n-octyl phthalate	ND		210	4.9	ug/kg dry	1.00	10/20/09 17:11	MKP	9J15066	8270C
Fluoranthene	**110**	J	210	3.1	ug/kg dry	1.00	10/20/09 17:11	MKP	9J15066	8270C
Fluorene	**36**	J	210	4.9	ug/kg dry	1.00	10/20/09 17:11	MKP	9J15066	8270C
Hexachlorobenzene	ND		210	10	ug/kg dry	1.00	10/20/09 17:11	MKP	9J15066	8270C
Hexachlorobutadiene	ND		210	11	ug/kg dry	1.00	10/20/09 17:11	MKP	9J15066	8270C
Hexachlorocyclopentadiene	ND		210	64	ug/kg dry	1.00	10/20/09 17:11	MKP	9J15066	8270C
Hexachloroethane	ND		210	16	ug/kg dry	1.00	10/20/09 17:11	MKP	9J15066	8270C
Indeno(1,2,3-cd)pyrene	**37**	J	210	5.8	ug/kg dry	1.00	10/20/09 17:11	MKP	9J15066	8270C
Isophorone	ND		210	11	ug/kg dry	1.00	10/20/09 17:11	MKP	9J15066	8270C
Naphthalene	**21**	J	210	3.5	ug/kg dry	1.00	10/20/09 17:11	MKP	9J15066	8270C
Nitrobenzene	ND		210	9.3	ug/kg dry	1.00	10/20/09 17:11	MKP	9J15066	8270C
N-Nitrosodi-n-propylamine	ND		210	17	ug/kg dry	1.00	10/20/09 17:11	MKP	9J15066	8270C
N-Nitrosodiphenylamine	ND	L	210	12	ug/kg dry	1.00	10/20/09 17:11	MKP	9J15066	8270C
Pentachlorophenol	ND		410	72	ug/kg dry	1.00	10/20/09 17:11	MKP	9J15066	8270C
Phenanthrene	**81**	J	210	4.4	ug/kg dry	1.00	10/20/09 17:11	MKP	9J15066	8270C
Phenol	ND		210	22	ug/kg dry	1.00	10/20/09 17:11	MKP	9J15066	8270C
Pyrene	**97**	J	210	1.4	ug/kg dry	1.00	10/20/09 17:11	MKP	9J15066	8270C
2,4,6-Tribromophenol	*93 %*		*Surr Limits: (39-146%)*				*10/20/09 17:11*	*MKP*	*9J15066*	*8270C*
2-Fluorobiphenyl	*95 %*		*Surr Limits: (37-120%)*				*10/20/09 17:11*	*MKP*	*9J15066*	*8270C*
2-Fluorophenol	*73 %*		*Surr Limits: (18-120%)*				*10/20/09 17:11*	*MKP*	*9J15066*	*8270C*
Nitrobenzene-d5	*90 %*		*Surr Limits: (34-132%)*				*10/20/09 17:11*	*MKP*	*9J15066*	*8270C*
Phenol-d5	*82 %*		*Surr Limits: (11-120%)*				*10/20/09 17:11*	*MKP*	*9J15066*	*8270C*
p-Terphenyl-d14	*97 %*		*Surr Limits: (58-147%)*				*10/20/09 17:11*	*MKP*	*9J15066*	*8270C*
Polychlorinated Biphenyls by EPA Method 8082										
Aroclor 1016	ND	QSU	21	4.1	ug/kg dry	1.00	10/18/09 12:46	JxM	9J16009	8082
Aroclor 1221	ND	QSU	21	4.1	ug/kg dry	1.00	10/18/09 12:46	JxM	9J16009	8082
Aroclor 1232	ND	QSU	21	4.1	ug/kg dry	1.00	10/18/09 12:46	JxM	9J16009	8082
Aroclor 1242	ND	QSU	21	4.5	ug/kg dry	1.00	10/18/09 12:46	JxM	9J16009	8082
Aroclor 1248	ND	QSU	21	4.1	ug/kg dry	1.00	10/18/09 12:46	JxM	9J16009	8082
Aroclor 1254	**15**	QSU,J	21	4.4	ug/kg dry	1.00	10/18/09 12:46	JxM	9J16009	8082
Aroclor 1260	ND	QSU	21	4.4	ug/kg dry	1.00	10/18/09 12:46	JxM	9J16009	8082

Benchmark Environmental & Engineering Science
2558 Hamburg Turnpike, Suite 300
Lackawanna, NY 14218

SDG Number: RSJ0891

Project: Benchmark - Globe site
Project Number: TURN

Received: 10/15/09-10/20/09
Reported: 11/02/09 13:16

Analytical Report

Client ID: SB-18 (2-4) (RSJ0891-05 - Solid) - cont. **Sampled: 10/14/09 14:30** **Recvd: 10/15/09 10:00**

Analyte	Sample Result	Data Qualifiers	RL	MDL	Units	Dil Fac	Date Analyzed	Lab Tech	Batch	Method
Polychlorinated Biphenyls by EPA Method 8082 - cont.										
Decachlorobiphenyl	*61 %*	*QSU*	*Surr Limits: (34-148%)*				*10/18/09 12:46*	*JxM*	*9J16009*	*8082*
Tetrachloro-m-xylene	*55 %*	*QSU*	*Surr Limits: (35-134%)*				*10/18/09 12:46*	*JxM*	*9J16009*	*8082*
Total Metals by SW 846 Series Methods										
Aluminum	**14900**		12.2	NR	mg/kg dry	1.00	10/17/09 15:09	LMH	9J16051	6010B
Antimony	ND		18.3	NR	mg/kg dry	1.00	10/17/09 15:09	LMH	9J16051	6010B
Arsenic	**7.1**		2.4	NR	mg/kg dry	1.00	10/17/09 15:09	LMH	9J16051	6010B
Barium	**108**		0.609	NR	mg/kg dry	1.00	10/17/09 15:09	LMH	9J16051	6010B
Beryllium	**0.638**		0.243	NR	mg/kg dry	1.00	10/17/09 15:09	LMH	9J16051	6010B
Cadmium	**0.466**		0.243	NR	mg/kg dry	1.00	10/17/09 15:09	LMH	9J16051	6010B
Calcium	**13700**		60.9	NR	mg/kg dry	1.00	10/17/09 15:09	LMH	9J16051	6010B
Chromium	**31.4**		0.609	NR	mg/kg dry	1.00	10/17/09 15:09	LMH	9J16051	6010B
Cobalt	**11.2**		0.609	NR	mg/kg dry	1.00	10/17/09 15:09	LMH	9J16051	6010B
Copper	**29.3**		1.2	NR	mg/kg dry	1.00	10/17/09 15:09	LMH	9J16051	6010B
Iron	**22600**		12.2	NR	mg/kg dry	1.00	10/17/09 15:09	LMH	9J16051	6010B
Lead	**147**		1.2	NR	mg/kg dry	1.00	10/17/09 15:09	LMH	9J16051	6010B
Magnesium	**5920**		24.3	NR	mg/kg dry	1.00	10/17/09 15:09	LMH	9J16051	6010B
Manganese	**569**		0.2	NR	mg/kg dry	1.00	10/17/09 15:09	LMH	9J16051	6010B
Nickel	**35.9**		6.09	NR	mg/kg dry	1.00	10/17/09 15:09	LMH	9J16051	6010B
Potassium	**1050**		36.5	NR	mg/kg dry	1.00	10/17/09 15:09	LMH	9J16051	6010B
Selenium	ND		4.9	NR	mg/kg dry	1.00	10/17/09 15:09	LMH	9J16051	6010B
Silver	ND		0.609	NR	mg/kg dry	1.00	10/17/09 15:09	LMH	9J16051	6010B
Sodium	**223**		170	NR	mg/kg dry	1.00	10/17/09 15:09	LMH	9J16051	6010B
Thallium	ND		7.3	NR	mg/kg dry	1.00	10/17/09 15:09	LMH	9J16051	6010B
Vanadium	**26.2**		0.609	NR	mg/kg dry	1.00	10/17/09 15:09	LMH	9J16051	6010B
Zinc	**83.4**		2.4	NR	mg/kg dry	1.00	10/17/09 15:09	LMH	9J16051	6010B
Mercury	**0.0368**		0.0249	NR	mg/kg dry	1.00	10/20/09 15:02	MXM	9J19063	7471A
General Chemistry Parameters										
Percent Solids	**79**		0.010	NR	%	1.00	10/16/09 14:15	JR	9J16033	Dry Weight

Benchmark Environmental & Engineering Science
2558 Hamburg Turnpike, Suite 300
Lackawanna, NY 14218

SDG Number: RSJ0891

Project: Benchmark - Globe site
Project Number: TURN

Received: 10/15/09-10/20/09
Reported: 11/02/09 13:16

Analytical Report

Client ID: SB-19 (11-14.7) (RSJ0891-06 - Solid) — **Sampled: 10/14/09 15:30** — **Recvd: 10/15/09 10:00**

Volatile Organic Compounds by EPA 8260B

Analyte	Sample Result	Data Qualifiers	RL	MDL	Units	Dil Fac	Date Analyzed	Lab Tech	Batch	Method
1,1,1-Trichloroethane	ND		5.4	0.40	ug/kg dry	1.00	10/19/09 19:13	RJ	9J19018	8260B
1,1,2,2-Tetrachloroethane	ND		5.4	0.88	ug/kg dry	1.00	10/19/09 19:13	RJ	9J19018	8260B
1,1,2-Trichloroethane	ND		5.4	0.27	ug/kg dry	1.00	10/19/09 19:13	RJ	9J19018	8260B
1,1,2-Trichloro-1,2,2-trifluoroethane	ND		5.4	2.7	ug/kg dry	1.00	10/19/09 19:13	RJ	9J19018	8260B
1,1-Dichloroethane	ND		5.4	0.27	ug/kg dry	1.00	10/19/09 19:13	RJ	9J19018	8260B
1,1-Dichloroethene	ND		5.4	0.67	ug/kg dry	1.00	10/19/09 19:13	RJ	9J19018	8260B
1,2,4-Trichlorobenzene	ND		5.4	0.33	ug/kg dry	1.00	10/19/09 19:13	RJ	9J19018	8260B
1,2,4-Trimethylbenzene	**2.3**	J	5.4	0.39	ug/kg dry	1.00	10/19/09 19:13	RJ	9J19018	8260B
1,2-Dibromo-3-chloropropane	ND		5.4	2.7	ug/kg dry	1.00	10/19/09 19:13	RJ	9J19018	8260B
1,2-Dibromoethane	ND		5.4	0.21	ug/kg dry	1.00	10/19/09 19:13	RJ	9J19018	8260B
1,2-Dichlorobenzene	ND		5.4	0.43	ug/kg dry	1.00	10/19/09 19:13	RJ	9J19018	8260B
1,2-Dichloroethane	ND		5.4	0.27	ug/kg dry	1.00	10/19/09 19:13	RJ	9J19018	8260B
1,2-Dichloropropane	ND		5.4	2.7	ug/kg dry	1.00	10/19/09 19:13	RJ	9J19018	8260B
1,3,5-Trimethylbenzene	ND		5.4	0.35	ug/kg dry	1.00	10/19/09 19:13	RJ	9J19018	8260B
1,3-Dichlorobenzene	ND		5.4	0.28	ug/kg dry	1.00	10/19/09 19:13	RJ	9J19018	8260B
1,4-Dichlorobenzene	ND		5.4	0.76	ug/kg dry	1.00	10/19/09 19:13	RJ	9J19018	8260B
2-Butanone	ND		27	2.0	ug/kg dry	1.00	10/19/09 19:13	RJ	9J19018	8260B
2-Hexanone	ND		27	1.9	ug/kg dry	1.00	10/19/09 19:13	RJ	9J19018	8260B
p-Cymene	ND		5.4	0.44	ug/kg dry	1.00	10/19/09 19:13	RJ	9J19018	8260B
4-Methyl-2-pentanone	ND		27	1.8	ug/kg dry	1.00	10/19/09 19:13	RJ	9J19018	8260B
Acetone	**21**	J	27	1.2	ug/kg dry	1.00	10/19/09 19:13	RJ	9J19018	8260B
Benzene	ND		5.4	0.27	ug/kg dry	1.00	10/19/09 19:13	RJ	9J19018	8260B
Bromodichloromethane	ND		5.4	0.28	ug/kg dry	1.00	10/19/09 19:13	RJ	9J19018	8260B
Bromoform	ND		5.4	2.7	ug/kg dry	1.00	10/19/09 19:13	RJ	9J19018	8260B
Bromomethane	ND		5.4	1.2	ug/kg dry	1.00	10/19/09 19:13	RJ	9J19018	8260B
Carbon disulfide	ND	L	5.4	0.47	ug/kg dry	1.00	10/19/09 19:13	RJ	9J19018	8260B
Carbon Tetrachloride	ND		5.4	0.53	ug/kg dry	1.00	10/19/09 19:13	RJ	9J19018	8260B
Chlorobenzene	ND		5.4	0.72	ug/kg dry	1.00	10/19/09 19:13	RJ	9J19018	8260B
Dibromochloromethane	ND		5.4	0.30	ug/kg dry	1.00	10/19/09 19:13	RJ	9J19018	8260B
Chloroethane	ND		5.4	2.3	ug/kg dry	1.00	10/19/09 19:13	RJ	9J19018	8260B
Chloroform	ND		5.4	0.34	ug/kg dry	1.00	10/19/09 19:13	RJ	9J19018	8260B
Chloromethane	ND		5.4	0.33	ug/kg dry	1.00	10/19/09 19:13	RJ	9J19018	8260B
cis-1,2-Dichloroethene	ND		5.4	0.27	ug/kg dry	1.00	10/19/09 19:13	RJ	9J19018	8260B
cis-1,3-Dichloropropene	ND		5.4	0.31	ug/kg dry	1.00	10/19/09 19:13	RJ	9J19018	8260B
Cyclohexane	**1.1**	J	5.4	0.25	ug/kg dry	1.00	10/19/09 19:13	RJ	9J19018	8260B
Dichlorodifluoromethane	ND		5.4	0.45	ug/kg dry	1.00	10/19/09 19:13	RJ	9J19018	8260B
Ethylbenzene	ND		5.4	0.38	ug/kg dry	1.00	10/19/09 19:13	RJ	9J19018	8260B
Isopropylbenzene	ND		5.4	0.82	ug/kg dry	1.00	10/19/09 19:13	RJ	9J19018	8260B
Methyl Acetate	ND		5.4	0.30	ug/kg dry	1.00	10/19/09 19:13	RJ	9J19018	8260B
Methyl-t-Butyl Ether (MTBE)	ND		5.4	0.54	ug/kg dry	1.00	10/19/09 19:13	RJ	9J19018	8260B
Methylcyclohexane	ND		5.4	0.35	ug/kg dry	1.00	10/19/09 19:13	RJ	9J19018	8260B
Methylene Chloride	**5.2**	J	5.4	1.1	ug/kg dry	1.00	10/19/09 19:13	RJ	9J19018	8260B
m-Xylene & p-Xylene	ND		11	0.92	ug/kg dry	1.00	10/19/09 19:13	RJ	9J19018	8260B
n-Butylbenzene	ND		5.4	0.47	ug/kg dry	1.00	10/19/09 19:13	RJ	9J19018	8260B
n-Propylbenzene	ND		5.4	0.44	ug/kg dry	1.00	10/19/09 19:13	RJ	9J19018	8260B
o-Xylene	ND		5.4	0.71	ug/kg dry	1.00	10/19/09 19:13	RJ	9J19018	8260B
sec-Butylbenzene	ND		5.4	0.47	ug/kg dry	1.00	10/19/09 19:13	RJ	9J19018	8260B
Styrene	ND		5.4	0.27	ug/kg dry	1.00	10/19/09 19:13	RJ	9J19018	8260B

Benchmark Environmental & Engineering Science
2558 Hamburg Turnpike, Suite 300
Lackawanna, NY 14218

SDG Number: RSJ0891

Project: Benchmark - Globe site
Project Number: TURN

Received: 10/15/09-10/20/09
Reported: 11/02/09 13:16

Analytical Report

Client ID: SB-19 (11-14.7) (RSJ0891-06 - Solid) - cont. **Sampled: 10/14/09 15:30** **Recvd: 10/15/09 10:00**

Analyte	Sample Result	Data Qualifiers	RL	MDL	Units	Dil Fac	Date Analyzed	Lab Tech	Batch	Method
Volatile Organic Compounds by EPA 8260B - cont.										
Tetrachloroethene	ND		5.4	0.73	ug/kg dry	1.00	10/19/09 19:13	RJ	9J19018	8260B
Toluene	ND		5.4	0.41	ug/kg dry	1.00	10/19/09 19:13	RJ	9J19018	8260B
trans-1,2-Dichloroethene	ND		5.4	0.56	ug/kg dry	1.00	10/19/09 19:13	RJ	9J19018	8260B
trans-1,3-Dichloropropene	ND		5.4	0.27	ug/kg dry	1.00	10/19/09 19:13	RJ	9J19018	8260B
Trichloroethene	ND		5.4	0.38	ug/kg dry	1.00	10/19/09 19:13	RJ	9J19018	8260B
Trichlorofluoromethane	ND		5.4	0.52	ug/kg dry	1.00	10/19/09 19:13	RJ	9J19018	8260B
Vinyl chloride	ND		11	0.66	ug/kg dry	1.00	10/19/09 19:13	RJ	9J19018	8260B
Xylenes, total	ND		11	0.92	ug/kg dry	1.00	10/19/09 19:13	RJ	9J19018	8260B
1,2-Dichloroethane-d4	*105 %*		*Surr Limits: (64-126%)*				*10/19/09 19:13*	*RJ*	*9J19018*	*8260B*
4-Bromofluorobenzene	*112 %*		*Surr Limits: (72-126%)*				*10/19/09 19:13*	*RJ*	*9J19018*	*8260B*
Toluene-d8	*113 %*		*Surr Limits: (71-125%)*				*10/19/09 19:13*	*RJ*	*9J19018*	*8260B*
Semivolatile Organics by GC/MS										
2,4,5-Trichlorophenol	ND	D10	1900	400	ug/kg dry	10.0	10/20/09 17:36	MKP	9J15066	8270C
2,4,6-Trichlorophenol	ND	D10	1900	120	ug/kg dry	10.0	10/20/09 17:36	MKP	9J15066	8270C
2,4-Dichlorophenol	ND	D10	1900	97	ug/kg dry	10.0	10/20/09 17:36	MKP	9J15066	8270C
2,4-Dimethylphenol	ND	D10	1900	500	ug/kg dry	10.0	10/20/09 17:36	MKP	9J15066	8270C
2,4-Dinitrophenol	ND	D10	3600	650	ug/kg dry	10.0	10/20/09 17:36	MKP	9J15066	8270C
2,4-Dinitrotoluene	ND	D10	1900	290	ug/kg dry	10.0	10/20/09 17:36	MKP	9J15066	8270C
2,6-Dinitrotoluene	ND	D10	1900	450	ug/kg dry	10.0	10/20/09 17:36	MKP	9J15066	8270C
2-Chloronaphthalene	ND	D10	1900	120	ug/kg dry	10.0	10/20/09 17:36	MKP	9J15066	8270C
2-Chlorophenol	ND	D10	1900	94	ug/kg dry	10.0	10/20/09 17:36	MKP	9J15066	8270C
2-Methylnaphthalene	**14000**	D10	1900	22	ug/kg dry	10.0	10/20/09 17:36	MKP	9J15066	8270C
2-Methylphenol	ND	D10	1900	57	ug/kg dry	10.0	10/20/09 17:36	MKP	9J15066	8270C
2-Nitroaniline	ND	D10,L	3600	590	ug/kg dry	10.0	10/20/09 17:36	MKP	9J15066	8270C
2-Nitrophenol	ND	D10	1900	85	ug/kg dry	10.0	10/20/09 17:36	MKP	9J15066	8270C
3,3'-Dichlorobenzidine	ND	D10	1900	1600	ug/kg dry	10.0	10/20/09 17:36	MKP	9J15066	8270C
3-Nitroaniline	ND	D10	3600	430	ug/kg dry	10.0	10/20/09 17:36	MKP	9J15066	8270C
4,6-Dinitro-2-methylphenol	ND	D10	3600	640	ug/kg dry	10.0	10/20/09 17:36	MKP	9J15066	8270C
4-Bromophenyl phenyl ether	ND	D10	1900	590	ug/kg dry	10.0	10/20/09 17:36	MKP	9J15066	8270C
4-Chloro-3-methylphenol	ND	D10	1900	76	ug/kg dry	10.0	10/20/09 17:36	MKP	9J15066	8270C
4-Chloroaniline	ND	D10	1900	540	ug/kg dry	10.0	10/20/09 17:36	MKP	9J15066	8270C
4-Chlorophenyl phenyl ether	ND	D10	1900	39	ug/kg dry	10.0	10/20/09 17:36	MKP	9J15066	8270C
4-Methylphenol	ND	D10	1900	100	ug/kg dry	10.0	10/20/09 17:36	MKP	9J15066	8270C
4-Nitroaniline	ND	D10	3600	210	ug/kg dry	10.0	10/20/09 17:36	MKP	9J15066	8270C
4-Nitrophenol	ND	D10	3600	450	ug/kg dry	10.0	10/20/09 17:36	MKP	9J15066	8270C
Acenaphthene	**1400**	D10,J	1900	22	ug/kg dry	10.0	10/20/09 17:36	MKP	9J15066	8270C
Acenaphthylene	ND	D10	1900	15	ug/kg dry	10.0	10/20/09 17:36	MKP	9J15066	8270C
Acetophenone	ND	D10	1900	95	ug/kg dry	10.0	10/20/09 17:36	MKP	9J15066	8270C
Anthracene	**1100**	D10,J	1900	47	ug/kg dry	10.0	10/20/09 17:36	MKP	9J15066	8270C
Atrazine	ND	D10,L2	1900	82	ug/kg dry	10.0	10/20/09 17:36	MKP	9J15066	8270C
Benzaldehyde	ND	D10	1900	200	ug/kg dry	10.0	10/20/09 17:36	MKP	9J15066	8270C
Benzo(a)anthracene	ND	D10	1900	32	ug/kg dry	10.0	10/20/09 17:36	MKP	9J15066	8270C
Benzo(a)pyrene	ND	D10	1900	45	ug/kg dry	10.0	10/20/09 17:36	MKP	9J15066	8270C
Benzo(b)fluoranthene	ND	D10	1900	36	ug/kg dry	10.0	10/20/09 17:36	MKP	9J15066	8270C
Benzo(ghi)perylene	ND	D10	1900	22	ug/kg dry	10.0	10/20/09 17:36	MKP	9J15066	8270C
Benzo(k)fluoranthene	ND	D10	1900	20	ug/kg dry	10.0	10/20/09 17:36	MKP	9J15066	8270C

Benchmark Environmental & Engineering Science
2558 Hamburg Turnpike, Suite 300
Lackawanna, NY 14218

SDG Number: RSJ0891

Project: Benchmark - Globe site
Project Number: TURN

Received: 10/15/09-10/20/09
Reported: 11/02/09 13:16

Analytical Report

Client ID: SB-19 (11-14.7) (RSJ0891-06 - Solid) - cont. **Sampled: 10/14/09 15:30** **Recvd: 10/15/09 10:00**

Analyte	Sample Result	Data Qualifiers	RL	MDL	Units	Dil Fac	Date Analyzed	Lab Tech	Batch	Method
Semivolatile Organics by GC/MS - cont.										
Biphenyl	ND	D10	1900	120	ug/kg dry	10.0	10/20/09 17:36	MKP	9J15066	8270C
Bis(2-chloroethoxy)methane	ND	D10	1900	100	ug/kg dry	10.0	10/20/09 17:36	MKP	9J15066	8270C
Bis(2-chloroethyl)ether	ND	D10	1900	160	ug/kg dry	10.0	10/20/09 17:36	MKP	9J15066	8270C
2,2'-Oxybis(1-Chloropropane)	ND	D10	1900	190	ug/kg dry	10.0	10/20/09 17:36	MKP	9J15066	8270C
Bis(2-ethylhexyl) phthalate	ND	D10	1900	600	ug/kg dry	10.0	10/20/09 17:36	MKP	9J15066	8270C
Butyl benzyl phthalate	ND	D10	1900	500	ug/kg dry	10.0	10/20/09 17:36	MKP	9J15066	8270C
Caprolactam	ND	D10	1900	800	ug/kg dry	10.0	10/20/09 17:36	MKP	9J15066	8270C
Carbazole	ND	D10	1900	21	ug/kg dry	10.0	10/20/09 17:36	MKP	9J15066	8270C
Chrysene	ND	D10	1900	18	ug/kg dry	10.0	10/20/09 17:36	MKP	9J15066	8270C
Dibenzo(a,h)anthracene	ND	D10	1900	22	ug/kg dry	10.0	10/20/09 17:36	MKP	9J15066	8270C
Dibenzofuran	ND	D10	1900	19	ug/kg dry	10.0	10/20/09 17:36	MKP	9J15066	8270C
Diethyl phthalate	**410**	D10,J	1900	56	ug/kg dry	10.0	10/20/09 17:36	MKP	9J15066	8270C
Dimethyl phthalate	ND	D10	1900	48	ug/kg dry	10.0	10/20/09 17:36	MKP	9J15066	8270C
Di-n-butyl phthalate	ND	D10	1900	640	ug/kg dry	10.0	10/20/09 17:36	MKP	9J15066	8270C
Di-n-octyl phthalate	ND	D10	1900	43	ug/kg dry	10.0	10/20/09 17:36	MKP	9J15066	8270C
Fluoranthene	**230**	D10,J	1900	27	ug/kg dry	10.0	10/20/09 17:36	MKP	9J15066	8270C
Fluorene	**2300**	D10	1900	43	ug/kg dry	10.0	10/20/09 17:36	MKP	9J15066	8270C
Hexachlorobenzene	ND	D10	1900	92	ug/kg dry	10.0	10/20/09 17:36	MKP	9J15066	8270C
Hexachlorobutadiene	ND	D10	1900	95	ug/kg dry	10.0	10/20/09 17:36	MKP	9J15066	8270C
Hexachlorocyclopentadiene	ND	D10	1900	560	ug/kg dry	10.0	10/20/09 17:36	MKP	9J15066	8270C
Hexachloroethane	ND	D10	1900	140	ug/kg dry	10.0	10/20/09 17:36	MKP	9J15066	8270C
Indeno(1,2,3-cd)pyrene	ND	D10	1900	51	ug/kg dry	10.0	10/20/09 17:36	MKP	9J15066	8270C
Isophorone	ND	D10	1900	92	ug/kg dry	10.0	10/20/09 17:36	MKP	9J15066	8270C
Naphthalene	**610**	D10,J	1900	31	ug/kg dry	10.0	10/20/09 17:36	MKP	9J15066	8270C
Nitrobenzene	ND	D10	1900	82	ug/kg dry	10.0	10/20/09 17:36	MKP	9J15066	8270C
N-Nitrosodi-n-propylamine	ND	D10	1900	150	ug/kg dry	10.0	10/20/09 17:36	MKP	9J15066	8270C
N-Nitrosodiphenylamine	ND	D10,L	1900	100	ug/kg dry	10.0	10/20/09 17:36	MKP	9J15066	8270C
Pentachlorophenol	ND	D10	3600	630	ug/kg dry	10.0	10/20/09 17:36	MKP	9J15066	8270C
Phenanthrene	**6900**	D10	1900	39	ug/kg dry	10.0	10/20/09 17:36	MKP	9J15066	8270C
Phenol	ND	D10	1900	190	ug/kg dry	10.0	10/20/09 17:36	MKP	9J15066	8270C
Pyrene	**510**	D10,J	1900	12	ug/kg dry	10.0	10/20/09 17:36	MKP	9J15066	8270C
2,4,6-Tribromophenol	*66 %*	*D10*	*Surr Limits: (39-146%)*				*10/20/09 17:36*	*MKP*	*9J15066*	*8270C*
2-Fluorobiphenyl	*84 %*	*D10*	*Surr Limits: (37-120%)*				*10/20/09 17:36*	*MKP*	*9J15066*	*8270C*
2-Fluorophenol	*59 %*	*D10*	*Surr Limits: (18-120%)*				*10/20/09 17:36*	*MKP*	*9J15066*	*8270C*
Nitrobenzene-d5	*89 %*	*D10*	*Surr Limits: (34-132%)*				*10/20/09 17:36*	*MKP*	*9J15066*	*8270C*
Phenol-d5	*68 %*	*D10*	*Surr Limits: (11-120%)*				*10/20/09 17:36*	*MKP*	*9J15066*	*8270C*
p-Terphenyl-d14	*81 %*	*D10*	*Surr Limits: (58-147%)*				*10/20/09 17:36*	*MKP*	*9J15066*	*8270C*
Polychlorinated Biphenyls by EPA Method 8082										
Aroclor 1016	ND	QSU	18	3.5	ug/kg dry	1.00	10/18/09 13:04	JxM	9J16009	8082
Aroclor 1221	ND	QSU	18	3.5	ug/kg dry	1.00	10/18/09 13:04	JxM	9J16009	8082
Aroclor 1232	ND	QSU	18	3.5	ug/kg dry	1.00	10/18/09 13:04	JxM	9J16009	8082
Aroclor 1242	ND	QSU	18	3.9	ug/kg dry	1.00	10/18/09 13:04	JxM	9J16009	8082
Aroclor 1248	ND	QSU	18	3.6	ug/kg dry	1.00	10/18/09 13:04	JxM	9J16009	8082
Aroclor 1254	ND	QSU	18	3.8	ug/kg dry	1.00	10/18/09 13:04	JxM	9J16009	8082
Aroclor 1260	ND	QSU	18	3.8	ug/kg dry	1.00	10/18/09 13:04	JxM	9J16009	8082

Benchmark Environmental & Engineering Science
2558 Hamburg Turnpike, Suite 300
Lackawanna, NY 14218

SDG Number: RSJ0891

Project: Benchmark - Globe site
Project Number: TURN

Received: 10/15/09-10/20/09
Reported: 11/02/09 13:16

Analytical Report

Client ID: SB-19 (11-14.7) (RSJ0891-06 - Solid) - cont. **Sampled: 10/14/09 15:30** **Recvd: 10/15/09 10:00**

Analyte	Sample Result	Data Qualifiers	RL	MDL	Units	Dil Fac	Date Analyzed	Lab Tech	Batch	Method
Polychlorinated Biphenyls by EPA Method 8082 - cont.										
Decachlorobiphenyl	*66 %*	*QSU*	*Surr Limits: (34-148%)*				*10/18/09 13:04*	*JxM*	*9J16009*	*8082*
Tetrachloro-m-xylene	*56 %*	*QSU*	*Surr Limits: (35-134%)*				*10/18/09 13:04*	*JxM*	*9J16009*	*8082*
Total Metals by SW 846 Series Methods										
Aluminum	**8270**		10.4	NR	mg/kg dry	1.00	10/17/09 15:14	LMH	9J16051	6010B
Antimony	ND		15.6	NR	mg/kg dry	1.00	10/17/09 15:14	LMH	9J16051	6010B
Arsenic	**2.2**		2.1	NR	mg/kg dry	1.00	10/17/09 15:14	LMH	9J16051	6010B
Barium	**46.8**		0.520	NR	mg/kg dry	1.00	10/17/09 15:14	LMH	9J16051	6010B
Beryllium	**0.381**		0.208	NR	mg/kg dry	1.00	10/17/09 15:14	LMH	9J16051	6010B
Cadmium	ND		0.208	NR	mg/kg dry	1.00	10/17/09 15:14	LMH	9J16051	6010B
Calcium	**37600**		52.0	NR	mg/kg dry	1.00	10/17/09 15:14	LMH	9J16051	6010B
Chromium	**11.9**		0.520	NR	mg/kg dry	1.00	10/17/09 15:14	LMH	9J16051	6010B
Cobalt	**8.22**		0.520	NR	mg/kg dry	1.00	10/17/09 15:14	LMH	9J16051	6010B
Copper	**11.6**		1.0	NR	mg/kg dry	1.00	10/17/09 15:14	LMH	9J16051	6010B
Iron	**14400**		10.4	NR	mg/kg dry	1.00	10/17/09 15:14	LMH	9J16051	6010B
Lead	**3.6**		1.0	NR	mg/kg dry	1.00	10/17/09 15:14	LMH	9J16051	6010B
Magnesium	**8180**		20.8	NR	mg/kg dry	1.00	10/17/09 15:14	LMH	9J16051	6010B
Manganese	**556**		0.2	NR	mg/kg dry	1.00	10/17/09 15:14	LMH	9J16051	6010B
Nickel	**17.6**		5.20	NR	mg/kg dry	1.00	10/17/09 15:14	LMH	9J16051	6010B
Potassium	**1610**		31.2	NR	mg/kg dry	1.00	10/17/09 15:14	LMH	9J16051	6010B
Selenium	ND		4.2	NR	mg/kg dry	1.00	10/17/09 15:14	LMH	9J16051	6010B
Silver	ND		0.520	NR	mg/kg dry	1.00	10/17/09 15:14	LMH	9J16051	6010B
Sodium	**167**		146	NR	mg/kg dry	1.00	10/17/09 15:14	LMH	9J16051	6010B
Thallium	ND		6.2	NR	mg/kg dry	1.00	10/17/09 15:14	LMH	9J16051	6010B
Vanadium	**15.2**		0.520	NR	mg/kg dry	1.00	10/17/09 15:14	LMH	9J16051	6010B
Zinc	**38.6**		2.1	NR	mg/kg dry	1.00	10/17/09 15:14	LMH	9J16051	6010B
Mercury	ND		0.0220	NR	mg/kg dry	1.00	10/20/09 15:03	MXM	9J19063	7471A
General Chemistry Parameters										
Percent Solids	**91**		0.010	NR	%	1.00	10/16/09 14:17	JR	9J16033	Dry Weight

Benchmark Environmental & Engineering Science
2558 Hamburg Turnpike, Suite 300
Lackawanna, NY 14218

SDG Number: RSJ0891

Project: Benchmark - Globe site
Project Number: TURN

Received: 10/15/09-10/20/09
Reported: 11/02/09 13:16

Analytical Report

Client ID: SB-20 (0-2) (RSJ0991-02 - Solid) — **Sampled: 10/15/09 11:30** — **Recvd: 10/16/09 10:05**

Semivolatile Organics by GC/MS

Analyte	Sample Result	Data Qualifiers	RL	MDL	Units	Dil Fac	Date Analyzed	Lab Tech	Batch	Method
2,4,5-Trichlorophenol	ND	D10	2000	430	ug/kg dry	10.0	10/20/09 14:41	JLG	9J17040	8270C
2,4,6-Trichlorophenol	ND	D10	2000	130	ug/kg dry	10.0	10/20/09 14:41	JLG	9J17040	8270C
2,4-Dichlorophenol	ND	D10	2000	100	ug/kg dry	10.0	10/20/09 14:41	JLG	9J17040	8270C
2,4-Dimethylphenol	ND	D10	2000	540	ug/kg dry	10.0	10/20/09 14:41	JLG	9J17040	8270C
2,4-Dinitrophenol	ND	D10	3900	700	ug/kg dry	10.0	10/20/09 14:41	JLG	9J17040	8270C
2,4-Dinitrotoluene	ND	D10	2000	310	ug/kg dry	10.0	10/20/09 14:41	JLG	9J17040	8270C
2,6-Dinitrotoluene	ND	D10	2000	490	ug/kg dry	10.0	10/20/09 14:41	JLG	9J17040	8270C
2-Chloronaphthalene	ND	D10	2000	130	ug/kg dry	10.0	10/20/09 14:41	JLG	9J17040	8270C
2-Chlorophenol	ND	D10	2000	100	ug/kg dry	10.0	10/20/09 14:41	JLG	9J17040	8270C
2-Methylnaphthalene	ND	D10	2000	24	ug/kg dry	10.0	10/20/09 14:41	JLG	9J17040	8270C
2-Methylphenol	ND	D10	2000	61	ug/kg dry	10.0	10/20/09 14:41	JLG	9J17040	8270C
2-Nitroaniline	ND	D10	3900	640	ug/kg dry	10.0	10/20/09 14:41	JLG	9J17040	8270C
2-Nitrophenol	ND	D10	2000	91	ug/kg dry	10.0	10/20/09 14:41	JLG	9J17040	8270C
3,3'-Dichlorobenzidine	ND	D10	2000	1700	ug/kg dry	10.0	10/20/09 14:41	JLG	9J17040	8270C
3-Nitroaniline	ND	D10	3900	460	ug/kg dry	10.0	10/20/09 14:41	JLG	9J17040	8270C
4,6-Dinitro-2-methylphenol	ND	D10	3900	690	ug/kg dry	10.0	10/20/09 14:41	JLG	9J17040	8270C
4-Bromophenyl phenyl ether	ND	D10	2000	630	ug/kg dry	10.0	10/20/09 14:41	JLG	9J17040	8270C
4-Chloro-3-methylphenol	ND	D10	2000	82	ug/kg dry	10.0	10/20/09 14:41	JLG	9J17040	8270C
4-Chloroaniline	ND	D10	2000	580	ug/kg dry	10.0	10/20/09 14:41	JLG	9J17040	8270C
4-Chlorophenyl phenyl ether	ND	D10	2000	42	ug/kg dry	10.0	10/20/09 14:41	JLG	9J17040	8270C
4-Methylphenol	ND	D10	2000	110	ug/kg dry	10.0	10/20/09 14:41	JLG	9J17040	8270C
4-Nitroaniline	ND	D10	3900	220	ug/kg dry	10.0	10/20/09 14:41	JLG	9J17040	8270C
4-Nitrophenol	ND	D10	3900	480	ug/kg dry	10.0	10/20/09 14:41	JLG	9J17040	8270C
Acenaphthene	ND	D10	2000	23	ug/kg dry	10.0	10/20/09 14:41	JLG	9J17040	8270C
Acenaphthylene	ND	D10	2000	16	ug/kg dry	10.0	10/20/09 14:41	JLG	9J17040	8270C
Acetophenone	ND	D10	2000	100	ug/kg dry	10.0	10/20/09 14:41	JLG	9J17040	8270C
Anthracene	ND	D10	2000	51	ug/kg dry	10.0	10/20/09 14:41	JLG	9J17040	8270C
Atrazine	ND	D10,L2	2000	89	ug/kg dry	10.0	10/20/09 14:41	JLG	9J17040	8270C
Benzaldehyde	ND	D10	2000	220	ug/kg dry	10.0	10/20/09 14:41	JLG	9J17040	8270C
Benzo(a)anthracene	ND	D10	2000	34	ug/kg dry	10.0	10/20/09 14:41	JLG	9J17040	8270C
Benzo(a)pyrene	ND	D10	2000	48	ug/kg dry	10.0	10/20/09 14:41	JLG	9J17040	8270C
Benzo(b)fluoranthene	ND	D10	2000	39	ug/kg dry	10.0	10/20/09 14:41	JLG	9J17040	8270C
Benzo(ghi)perylene	ND	D10	2000	24	ug/kg dry	10.0	10/20/09 14:41	JLG	9J17040	8270C
Benzo(k)fluoranthene	ND	D10	2000	22	ug/kg dry	10.0	10/20/09 14:41	JLG	9J17040	8270C
Biphenyl	ND	D10	2000	120	ug/kg dry	10.0	10/20/09 14:41	JLG	9J17040	8270C
Bis(2-chloroethoxy)methane	ND	D10,L2	2000	110	ug/kg dry	10.0	10/20/09 14:41	JLG	9J17040	8270C
Bis(2-chloroethyl)ether	ND	D10	2000	170	ug/kg dry	10.0	10/20/09 14:41	JLG	9J17040	8270C
2,2'-Oxybis(1-Chloropropane)	ND	D10	2000	210	ug/kg dry	10.0	10/20/09 14:41	JLG	9J17040	8270C
Bis(2-ethylhexyl) phthalate	ND	D10	2000	640	ug/kg dry	10.0	10/20/09 14:41	JLG	9J17040	8270C
Butyl benzyl phthalate	ND	D10	2000	530	ug/kg dry	10.0	10/20/09 14:41	JLG	9J17040	8270C
Caprolactam	ND	D10	2000	860	ug/kg dry	10.0	10/20/09 14:41	JLG	9J17040	8270C
Carbazole	ND	D10	2000	23	ug/kg dry	10.0	10/20/09 14:41	JLG	9J17040	8270C
Chrysene	ND	D10	2000	20	ug/kg dry	10.0	10/20/09 14:41	JLG	9J17040	8270C
Dibenzo(a,h)anthracene	ND	D10	2000	23	ug/kg dry	10.0	10/20/09 14:41	JLG	9J17040	8270C
Dibenzofuran	ND	D10	2000	21	ug/kg dry	10.0	10/20/09 14:41	JLG	9J17040	8270C
Diethyl phthalate	ND	D10	2000	60	ug/kg dry	10.0	10/20/09 14:41	JLG	9J17040	8270C

Benchmark Environmental & Engineering Science
2558 Hamburg Turnpike, Suite 300
Lackawanna, NY 14218

SDG Number: RSJ0891

Project: Benchmark - Globe site
Project Number: TURN

Received: 10/15/09-10/20/09
Reported: 11/02/09 13:16

Analytical Report

Analyte	Sample Result	Data Qualifiers	RL	MDL	Units	Dil Fac	Date Analyzed	Lab Tech	Batch	Method
Client ID: SB-20 (0-2) (RSJ0991-02 - Solid) - cont.						**Sampled: 10/15/09 11:30**		**Recvd: 10/16/09 10:05**		
Semivolatile Organics by GC/MS - cont.										
Dimethyl phthalate	ND	D10	2000	52	ug/kg dry	10.0	10/20/09 14:41	JLG	9J17040	8270C
Di-n-butyl phthalate	ND	D10	2000	690	ug/kg dry	10.0	10/20/09 14:41	JLG	9J17040	8270C
Di-n-octyl phthalate	ND	D10	2000	47	ug/kg dry	10.0	10/20/09 14:41	JLG	9J17040	8270C
Fluoranthene	ND	D10	2000	29	ug/kg dry	10.0	10/20/09 14:41	JLG	9J17040	8270C
Fluorene	ND	D10	2000	46	ug/kg dry	10.0	10/20/09 14:41	JLG	9J17040	8270C
Hexachlorobenzene	ND	D10	2000	99	ug/kg dry	10.0	10/20/09 14:41	JLG	9J17040	8270C
Hexachlorobutadiene	ND	D10	2000	100	ug/kg dry	10.0	10/20/09 14:41	JLG	9J17040	8270C
Hexachlorocyclopentadiene	ND	D10	2000	600	ug/kg dry	10.0	10/20/09 14:41	JLG	9J17040	8270C
Hexachloroethane	ND	D10	2000	150	ug/kg dry	10.0	10/20/09 14:41	JLG	9J17040	8270C
Indeno(1,2,3-cd)pyrene	ND	D10	2000	55	ug/kg dry	10.0	10/20/09 14:41	JLG	9J17040	8270C
Isophorone	ND	D10	2000	100	ug/kg dry	10.0	10/20/09 14:41	JLG	9J17040	8270C
Naphthalene	ND	D10	2000	33	ug/kg dry	10.0	10/20/09 14:41	JLG	9J17040	8270C
Nitrobenzene	ND	D10	2000	88	ug/kg dry	10.0	10/20/09 14:41	JLG	9J17040	8270C
N-Nitrosodi-n-propylamine	ND	D10	2000	160	ug/kg dry	10.0	10/20/09 14:41	JLG	9J17040	8270C
N-Nitrosodiphenylamine	ND	D10	2000	110	ug/kg dry	10.0	10/20/09 14:41	JLG	9J17040	8270C
Pentachlorophenol	ND	D10	3900	680	ug/kg dry	10.0	10/20/09 14:41	JLG	9J17040	8270C
Phenanthrene	ND	D10	2000	42	ug/kg dry	10.0	10/20/09 14:41	JLG	9J17040	8270C
Phenol	ND	D10	2000	210	ug/kg dry	10.0	10/20/09 14:41	JLG	9J17040	8270C
Pyrene	ND	D10	2000	13	ug/kg dry	10.0	10/20/09 14:41	JLG	9J17040	8270C
2,4,6-Tribromophenol	*74 %*	*D10*	*Surr Limits: (39-146%)*				*10/20/09 14:41*	*JLG*	*9J17040*	*8270C*
2-Fluorobiphenyl	*103 %*	*D10*	*Surr Limits: (37-120%)*				*10/20/09 14:41*	*JLG*	*9J17040*	*8270C*
2-Fluorophenol	*80 %*	*D10*	*Surr Limits: (18-120%)*				*10/20/09 14:41*	*JLG*	*9J17040*	*8270C*
Nitrobenzene-d5	*87 %*	*D10*	*Surr Limits: (34-132%)*				*10/20/09 14:41*	*JLG*	*9J17040*	*8270C*
Phenol-d5	*82 %*	*D10*	*Surr Limits: (11-120%)*				*10/20/09 14:41*	*JLG*	*9J17040*	*8270C*
p-Terphenyl-d14	*88 %*	*D10*	*Surr Limits: (58-147%)*				*10/20/09 14:41*	*JLG*	*9J17040*	*8270C*
Polychlorinated Biphenyls by EPA Method 8082										
Aroclor 1016	ND	QSU	19	3.8	ug/kg dry	1.00	10/20/09 07:35	JxM	9J17039	8082
Aroclor 1221	ND	QSU	19	3.8	ug/kg dry	1.00	10/20/09 07:35	JxM	9J17039	8082
Aroclor 1232	ND	QSU	19	3.8	ug/kg dry	1.00	10/20/09 07:35	JxM	9J17039	8082
Aroclor 1242	ND	QSU	19	4.2	ug/kg dry	1.00	10/20/09 07:35	JxM	9J17039	8082
Aroclor 1248	ND	QSU	19	3.8	ug/kg dry	1.00	10/20/09 07:35	JxM	9J17039	8082
Aroclor 1254	ND	QSU	19	4.1	ug/kg dry	1.00	10/20/09 07:35	JxM	9J17039	8082
Aroclor 1260	**46**	QSU	19	4.1	ug/kg dry	1.00	10/20/09 07:35	JxM	9J17039	8082
Decachlorobiphenyl	*74 %*	*QSU*	*Surr Limits: (34-148%)*				*10/20/09 07:35*	*JxM*	*9J17039*	*8082*
Tetrachloro-m-xylene	*73 %*	*QSU*	*Surr Limits: (35-134%)*				*10/20/09 07:35*	*JxM*	*9J17039*	*8082*
Total Metals by SW 846 Series Methods										
Aluminum	**18900**		13.1	NR	mg/kg dry	1.00	10/20/09 20:19	DAN	9J19050	6010B
Antimony	ND		19.6	NR	mg/kg dry	1.00	10/20/09 20:19	DAN	9J19050	6010B
Arsenic	**2.8**		2.6	NR	mg/kg dry	1.00	10/20/09 20:19	DAN	9J19050	6010B
Barium	**84.3**		0.655	NR	mg/kg dry	1.00	10/20/09 20:19	DAN	9J19050	6010B
Beryllium	**0.655**		0.262	NR	mg/kg dry	1.00	10/20/09 20:19	DAN	9J19050	6010B
Cadmium	**0.351**		0.262	NR	mg/kg dry	1.00	10/20/09 20:19	DAN	9J19050	6010B
Calcium	**16700**		65.5	NR	mg/kg dry	1.00	10/20/09 20:19	DAN	9J19050	6010B
Chromium	**271**		0.655	NR	mg/kg dry	1.00	10/20/09 20:19	DAN	9J19050	6010B
Cobalt	**7.93**		0.655	NR	mg/kg dry	1.00	10/20/09 20:19	DAN	9J19050	6010B

Benchmark Environmental & Engineering Science
2558 Hamburg Turnpike, Suite 300
Lackawanna, NY 14218

SDG Number: RSJ0891

Project: Benchmark - Globe site
Project Number: TURN

Received: 10/15/09-10/20/09
Reported: 11/02/09 13:16

Analytical Report

Analyte	Sample Result	Data Qualifiers	RL	MDL	Units	Dil Fac	Date Analyzed	Lab Tech	Batch	Method
Client ID: SB-20 (0-2) (RSJ0991-02 - Solid) - cont.						**Sampled: 10/15/09 11:30**		**Recvd: 10/16/09 10:05**		
Total Metals by SW 846 Series Methods - cont.										
Copper	**28.3**		1.3	NR	mg/kg dry	1.00	10/20/09 20:19	DAN	9J19050	6010B
Iron	**5960**		13.1	NR	mg/kg dry	1.00	10/20/09 20:19	DAN	9J19050	6010B
Lead	**64.7**		1.3	NR	mg/kg dry	1.00	10/20/09 20:19	DAN	9J19050	6010B
Magnesium	**59200**	D08	131	NR	mg/kg dry	5.00	10/22/09 00:23	DAN	9J19050	6010B
Manganese	**645**		0.3	NR	mg/kg dry	1.00	10/20/09 20:19	DAN	9J19050	6010B
Nickel	**144**		6.55	NR	mg/kg dry	1.00	10/20/09 20:19	DAN	9J19050	6010B
Potassium	**810**		39.3	NR	mg/kg dry	1.00	10/20/09 20:19	DAN	9J19050	6010B
Selenium	ND		5.2	NR	mg/kg dry	1.00	10/20/09 20:19	DAN	9J19050	6010B
Silver	ND		0.655	NR	mg/kg dry	1.00	10/20/09 20:19	DAN	9J19050	6010B
Sodium	ND		183	NR	mg/kg dry	1.00	10/20/09 20:19	DAN	9J19050	6010B
Thallium	ND		7.9	NR	mg/kg dry	1.00	10/20/09 20:19	DAN	9J19050	6010B
Vanadium	**8.71**		0.655	NR	mg/kg dry	1.00	10/20/09 20:19	DAN	9J19050	6010B
Zinc	**142**		2.6	NR	mg/kg dry	1.00	10/20/09 20:19	DAN	9J19050	6010B
Mercury	ND		0.0226	NR	mg/kg dry	1.00	10/20/09 15:34	MXM	9J19064	7471A
General Chemistry Parameters										
Percent Solids	**83**		0.010	NR	%	1.00	10/19/09 14:32	JRR	9J19026	Dry Weight

Benchmark Environmental & Engineering Science
2558 Hamburg Turnpike, Suite 300
Lackawanna, NY 14218

SDG Number: RSJ0891

Project: Benchmark - Globe site
Project Number: TURN

Received: 10/15/09-10/20/09
Reported: 11/02/09 13:16

Analytical Report

Client ID: SB-21 (12-14) (RSJ1008-04 - Solid) — **Sampled: 10/16/09 13:20** — **Recvd: 10/16/09 15:12**

Volatile Organic Compounds by EPA 8260B

Analyte	Sample Result	Data Qualifiers	RL	MDL	Units	Dil Fac	Date Analyzed	Lab Tech	Batch	Method
1,1,1-Trichloroethane	ND		5.5	0.40	ug/kg dry	1.00	10/20/09 11:48	PQ	9J20008	8260B
1,1,2,2-Tetrachloroethane	ND		5.5	0.89	ug/kg dry	1.00	10/20/09 11:48	PQ	9J20008	8260B
1,1,2-Trichloroethane	ND		5.5	0.27	ug/kg dry	1.00	10/20/09 11:48	PQ	9J20008	8260B
1,1,2-Trichloro-1,2,2-trifluoroethane	ND		5.5	2.7	ug/kg dry	1.00	10/20/09 11:48	PQ	9J20008	8260B
1,1-Dichloroethane	ND		5.5	0.27	ug/kg dry	1.00	10/20/09 11:48	PQ	9J20008	8260B
1,1-Dichloroethene	ND		5.5	0.67	ug/kg dry	1.00	10/20/09 11:48	PQ	9J20008	8260B
1,2,4-Trichlorobenzene	ND		5.5	0.33	ug/kg dry	1.00	10/20/09 11:48	PQ	9J20008	8260B
1,2,4-Trimethylbenzene	**4.1**	J	5.5	0.40	ug/kg dry	1.00	10/20/09 11:48	PQ	9J20008	8260B
1,2-Dibromo-3-chloropropane	ND		5.5	2.7	ug/kg dry	1.00	10/20/09 11:48	PQ	9J20008	8260B
1,2-Dibromoethane	ND		5.5	0.21	ug/kg dry	1.00	10/20/09 11:48	PQ	9J20008	8260B
1,2-Dichlorobenzene	ND		5.5	0.43	ug/kg dry	1.00	10/20/09 11:48	PQ	9J20008	8260B
1,2-Dichloroethane	ND		5.5	0.27	ug/kg dry	1.00	10/20/09 11:48	PQ	9J20008	8260B
1,2-Dichloropropane	ND		5.5	2.7	ug/kg dry	1.00	10/20/09 11:48	PQ	9J20008	8260B
1,3,5-Trimethylbenzene	ND		5.5	0.35	ug/kg dry	1.00	10/20/09 11:48	PQ	9J20008	8260B
1,3-Dichlorobenzene	ND		5.5	0.28	ug/kg dry	1.00	10/20/09 11:48	PQ	9J20008	8260B
1,4-Dichlorobenzene	ND		5.5	0.76	ug/kg dry	1.00	10/20/09 11:48	PQ	9J20008	8260B
2-Butanone	ND		27	2.0	ug/kg dry	1.00	10/20/09 11:48	PQ	9J20008	8260B
2-Hexanone	ND		27	1.9	ug/kg dry	1.00	10/20/09 11:48	PQ	9J20008	8260B
p-Cymene	ND		5.5	0.44	ug/kg dry	1.00	10/20/09 11:48	PQ	9J20008	8260B
4-Methyl-2-pentanone	ND		27	1.8	ug/kg dry	1.00	10/20/09 11:48	PQ	9J20008	8260B
Acetone	**16**	J	27	1.2	ug/kg dry	1.00	10/20/09 11:48	PQ	9J20008	8260B
Benzene	ND		5.5	0.27	ug/kg dry	1.00	10/20/09 11:48	PQ	9J20008	8260B
Bromodichloromethane	ND		5.5	0.28	ug/kg dry	1.00	10/20/09 11:48	PQ	9J20008	8260B
Bromoform	ND		5.5	2.7	ug/kg dry	1.00	10/20/09 11:48	PQ	9J20008	8260B
Bromomethane	ND		5.5	1.2	ug/kg dry	1.00	10/20/09 11:48	PQ	9J20008	8260B
Carbon disulfide	ND		5.5	0.47	ug/kg dry	1.00	10/20/09 11:48	PQ	9J20008	8260B
Carbon Tetrachloride	ND		5.5	0.53	ug/kg dry	1.00	10/20/09 11:48	PQ	9J20008	8260B
Chlorobenzene	ND		5.5	0.72	ug/kg dry	1.00	10/20/09 11:48	PQ	9J20008	8260B
Dibromochloromethane	ND		5.5	0.30	ug/kg dry	1.00	10/20/09 11:48	PQ	9J20008	8260B
Chloroethane	ND		5.5	2.3	ug/kg dry	1.00	10/20/09 11:48	PQ	9J20008	8260B
Chloroform	ND		5.5	0.34	ug/kg dry	1.00	10/20/09 11:48	PQ	9J20008	8260B
Chloromethane	ND		5.5	0.33	ug/kg dry	1.00	10/20/09 11:48	PQ	9J20008	8260B
cis-1,2-Dichloroethene	ND		5.5	0.27	ug/kg dry	1.00	10/20/09 11:48	PQ	9J20008	8260B
cis-1,3-Dichloropropene	ND		5.5	0.31	ug/kg dry	1.00	10/20/09 11:48	PQ	9J20008	8260B
Cyclohexane	**2.3**	J, B	5.5	0.25	ug/kg dry	1.00	10/20/09 11:48	PQ	9J20008	8260B
Dichlorodifluoromethane	ND		5.5	0.45	ug/kg dry	1.00	10/20/09 11:48	PQ	9J20008	8260B
Ethylbenzene	ND		5.5	0.38	ug/kg dry	1.00	10/20/09 11:48	PQ	9J20008	8260B
Isopropylbenzene	**1.3**	J	5.5	0.82	ug/kg dry	1.00	10/20/09 11:48	PQ	9J20008	8260B
Methyl Acetate	ND		5.5	0.30	ug/kg dry	1.00	10/20/09 11:48	PQ	9J20008	8260B
Methyl-t-Butyl Ether (MTBE)	ND		5.5	0.54	ug/kg dry	1.00	10/20/09 11:48	PQ	9J20008	8260B
Methylcyclohexane	**3.7**	J	5.5	0.35	ug/kg dry	1.00	10/20/09 11:48	PQ	9J20008	8260B
Methylene Chloride	**3.1**	B, J	5.5	1.1	ug/kg dry	1.00	10/20/09 11:48	PQ	9J20008	8260B
m-Xylene & p-Xylene	**1.8**	J	11	0.92	ug/kg dry	1.00	10/20/09 11:48	PQ	9J20008	8260B
n-Butylbenzene	**6.2**		5.5	0.48	ug/kg dry	1.00	10/20/09 11:48	PQ	9J20008	8260B
n-Propylbenzene	**3.9**	J	5.5	0.44	ug/kg dry	1.00	10/20/09 11:48	PQ	9J20008	8260B
o-Xylene	ND		5.5	0.71	ug/kg dry	1.00	10/20/09 11:48	PQ	9J20008	8260B
sec-Butylbenzene	**3.2**	J	5.5	0.48	ug/kg dry	1.00	10/20/09 11:48	PQ	9J20008	8260B
Styrene	ND		5.5	0.27	ug/kg dry	1.00	10/20/09 11:48	PQ	9J20008	8260B

Benchmark Environmental & Engineering Science
2558 Hamburg Turnpike, Suite 300
Lackawanna, NY 14218

SDG Number: RSJ0891

Project: Benchmark - Globe site
Project Number: TURN

Received: 10/15/09-10/20/09
Reported: 11/02/09 13:16

Analytical Report

Client ID: SB-21 (12-14) (RSJ1008-04 - Solid) - cont. **Sampled: 10/16/09 13:20** **Recvd: 10/16/09 15:12**

Analyte	Sample Result	Data Qualifiers	RL	MDL	Units	Dil Fac	Date Analyzed	Lab Tech	Batch	Method
Volatile Organic Compounds by EPA 8260B - cont.										
Tetrachloroethene	ND		5.5	0.73	ug/kg dry	1.00	10/20/09 11:48	PQ	9J20008	8260B
Toluene	**1.3**	J	5.5	0.41	ug/kg dry	1.00	10/20/09 11:48	PQ	9J20008	8260B
trans-1,2-Dichloroethene	ND		5.5	0.56	ug/kg dry	1.00	10/20/09 11:48	PQ	9J20008	8260B
trans-1,3-Dichloropropene	ND		5.5	0.27	ug/kg dry	1.00	10/20/09 11:48	PQ	9J20008	8260B
Trichloroethene	ND		5.5	0.38	ug/kg dry	1.00	10/20/09 11:48	PQ	9J20008	8260B
Trichlorofluoromethane	ND		5.5	0.52	ug/kg dry	1.00	10/20/09 11:48	PQ	9J20008	8260B
Vinyl chloride	ND		11	0.67	ug/kg dry	1.00	10/20/09 11:48	PQ	9J20008	8260B
Xylenes, total	**1.8**	J	11	0.92	ug/kg dry	1.00	10/20/09 11:48	PQ	9J20008	8260B
1,2-Dichloroethane-d4	*104 %*		*Surr Limits: (64-126%)*				*10/20/09 11:48*	*PQ*	*9J20008*	*8260B*
4-Bromofluorobenzene	*113 %*		*Surr Limits: (72-126%)*				*10/20/09 11:48*	*PQ*	*9J20008*	*8260B*
Toluene-d8	*116 %*		*Surr Limits: (71-125%)*				*10/20/09 11:48*	*PQ*	*9J20008*	*8260B*
Semivolatile Organics by GC/MS										
2,4,5-Trichlorophenol	ND	D10	1900	400	ug/kg dry	10.0	10/20/09 14:14	JLG	9J18007	8270C
2,4,6-Trichlorophenol	ND	D10	1900	120	ug/kg dry	10.0	10/20/09 14:14	JLG	9J18007	8270C
2,4-Dichlorophenol	ND	D10	1900	97	ug/kg dry	10.0	10/20/09 14:14	JLG	9J18007	8270C
2,4-Dimethylphenol	ND	D10	1900	500	ug/kg dry	10.0	10/20/09 14:14	JLG	9J18007	8270C
2,4-Dinitrophenol	ND	D10	3600	650	ug/kg dry	10.0	10/20/09 14:14	JLG	9J18007	8270C
2,4-Dinitrotoluene	ND	D10	1900	290	ug/kg dry	10.0	10/20/09 14:14	JLG	9J18007	8270C
2,6-Dinitrotoluene	ND	D10	1900	450	ug/kg dry	10.0	10/20/09 14:14	JLG	9J18007	8270C
2-Chloronaphthalene	ND	D10	1900	120	ug/kg dry	10.0	10/20/09 14:14	JLG	9J18007	8270C
2-Chlorophenol	ND	D10	1900	94	ug/kg dry	10.0	10/20/09 14:14	JLG	9J18007	8270C
2-Methylnaphthalene	ND	D10	1900	22	ug/kg dry	10.0	10/20/09 14:14	JLG	9J18007	8270C
2-Methylphenol	ND	D10	1900	57	ug/kg dry	10.0	10/20/09 14:14	JLG	9J18007	8270C
2-Nitroaniline	ND	D10	3600	590	ug/kg dry	10.0	10/20/09 14:14	JLG	9J18007	8270C
2-Nitrophenol	ND	D10	1900	85	ug/kg dry	10.0	10/20/09 14:14	JLG	9J18007	8270C
3,3'-Dichlorobenzidine	ND	D10	1900	1600	ug/kg dry	10.0	10/20/09 14:14	JLG	9J18007	8270C
3-Nitroaniline	ND	D10	3600	430	ug/kg dry	10.0	10/20/09 14:14	JLG	9J18007	8270C
4,6-Dinitro-2-methylphenol	ND	D10	3600	640	ug/kg dry	10.0	10/20/09 14:14	JLG	9J18007	8270C
4-Bromophenyl phenyl ether	ND	D10	1900	590	ug/kg dry	10.0	10/20/09 14:14	JLG	9J18007	8270C
4-Chloro-3-methylphenol	ND	D10	1900	76	ug/kg dry	10.0	10/20/09 14:14	JLG	9J18007	8270C
4-Chloroaniline	ND	D10	1900	540	ug/kg dry	10.0	10/20/09 14:14	JLG	9J18007	8270C
4-Chlorophenyl phenyl ether	ND	D10	1900	39	ug/kg dry	10.0	10/20/09 14:14	JLG	9J18007	8270C
4-Methylphenol	ND	D10	1900	100	ug/kg dry	10.0	10/20/09 14:14	JLG	9J18007	8270C
4-Nitroaniline	ND	D10	3600	210	ug/kg dry	10.0	10/20/09 14:14	JLG	9J18007	8270C
4-Nitrophenol	ND	D10	3600	450	ug/kg dry	10.0	10/20/09 14:14	JLG	9J18007	8270C
Acenaphthene	ND	D10	1900	22	ug/kg dry	10.0	10/20/09 14:14	JLG	9J18007	8270C
Acenaphthylene	ND	D10	1900	15	ug/kg dry	10.0	10/20/09 14:14	JLG	9J18007	8270C
Acetophenone	ND	D10	1900	95	ug/kg dry	10.0	10/20/09 14:14	JLG	9J18007	8270C
Anthracene	ND	D10	1900	47	ug/kg dry	10.0	10/20/09 14:14	JLG	9J18007	8270C
Atrazine	ND	D10,L2	1900	82	ug/kg dry	10.0	10/20/09 14:14	JLG	9J18007	8270C
Benzaldehyde	ND	D10	1900	200	ug/kg dry	10.0	10/20/09 14:14	JLG	9J18007	8270C
Benzo(a)anthracene	ND	D10	1900	32	ug/kg dry	10.0	10/20/09 14:14	JLG	9J18007	8270C
Benzo(a)pyrene	ND	D10	1900	45	ug/kg dry	10.0	10/20/09 14:14	JLG	9J18007	8270C
Benzo(b)fluoranthene	ND	D10	1900	36	ug/kg dry	10.0	10/20/09 14:14	JLG	9J18007	8270C
Benzo(ghi)perylene	ND	D10	1900	22	ug/kg dry	10.0	10/20/09 14:14	JLG	9J18007	8270C
Benzo(k)fluoranthene	ND	D10	1900	20	ug/kg dry	10.0	10/20/09 14:14	JLG	9J18007	8270C

Benchmark Environmental & Engineering Science
2558 Hamburg Turnpike, Suite 300
Lackawanna, NY 14218

SDG Number: RSJ0891

Project: Benchmark - Globe site
Project Number: TURN

Received: 10/15/09-10/20/09
Reported: 11/02/09 13:16

Analytical Report

Client ID: SB-21 (12-14) (RSJ1008-04 - Solid) - cont. **Sampled: 10/16/09 13:20** **Recvd: 10/16/09 15:12**

Analyte	Sample Result	Data Qualifiers	RL	MDL	Units	Dil Fac	Date Analyzed	Lab Tech	Batch	Method
Semivolatile Organics by GC/MS - cont.										
Biphenyl	ND	D10	1900	120	ug/kg dry	10.0	10/20/09 14:14	JLG	9J18007	8270C
Bis(2-chloroethoxy)methane	ND	D10	1900	100	ug/kg dry	10.0	10/20/09 14:14	JLG	9J18007	8270C
Bis(2-chloroethyl)ether	ND	D10	1900	160	ug/kg dry	10.0	10/20/09 14:14	JLG	9J18007	8270C
2,2'-Oxybis(1-Chloropropane)	ND	D10	1900	190	ug/kg dry	10.0	10/20/09 14:14	JLG	9J18007	8270C
Bis(2-ethylhexyl) phthalate	ND	D10	1900	600	ug/kg dry	10.0	10/20/09 14:14	JLG	9J18007	8270C
Butyl benzyl phthalate	ND	D10	1900	500	ug/kg dry	10.0	10/20/09 14:14	JLG	9J18007	8270C
Caprolactam	ND	D10	1900	800	ug/kg dry	10.0	10/20/09 14:14	JLG	9J18007	8270C
Carbazole	ND	D10	1900	21	ug/kg dry	10.0	10/20/09 14:14	JLG	9J18007	8270C
Chrysene	ND	D10	1900	18	ug/kg dry	10.0	10/20/09 14:14	JLG	9J18007	8270C
Dibenzo(a,h)anthracene	ND	D10	1900	22	ug/kg dry	10.0	10/20/09 14:14	JLG	9J18007	8270C
Dibenzofuran	ND	D10	1900	19	ug/kg dry	10.0	10/20/09 14:14	JLG	9J18007	8270C
Diethyl phthalate	ND	D10	1900	56	ug/kg dry	10.0	10/20/09 14:14	JLG	9J18007	8270C
Dimethyl phthalate	ND	D10	1900	48	ug/kg dry	10.0	10/20/09 14:14	JLG	9J18007	8270C
Di-n-butyl phthalate	ND	D10	1900	640	ug/kg dry	10.0	10/20/09 14:14	JLG	9J18007	8270C
Di-n-octyl phthalate	ND	D10	1900	43	ug/kg dry	10.0	10/20/09 14:14	JLG	9J18007	8270C
Fluoranthene	ND	D10	1900	27	ug/kg dry	10.0	10/20/09 14:14	JLG	9J18007	8270C
Fluorene	ND	D10	1900	43	ug/kg dry	10.0	10/20/09 14:14	JLG	9J18007	8270C
Hexachlorobenzene	ND	D10	1900	92	ug/kg dry	10.0	10/20/09 14:14	JLG	9J18007	8270C
Hexachlorobutadiene	ND	D10	1900	95	ug/kg dry	10.0	10/20/09 14:14	JLG	9J18007	8270C
Hexachlorocyclopentadiene	ND	D10	1900	560	ug/kg dry	10.0	10/20/09 14:14	JLG	9J18007	8270C
Hexachloroethane	ND	D10	1900	140	ug/kg dry	10.0	10/20/09 14:14	JLG	9J18007	8270C
Indeno(1,2,3-cd)pyrene	ND	D10	1900	51	ug/kg dry	10.0	10/20/09 14:14	JLG	9J18007	8270C
Isophorone	ND	D10	1900	92	ug/kg dry	10.0	10/20/09 14:14	JLG	9J18007	8270C
Naphthalene	ND	D10	1900	31	ug/kg dry	10.0	10/20/09 14:14	JLG	9J18007	8270C
Nitrobenzene	ND	D10	1900	82	ug/kg dry	10.0	10/20/09 14:14	JLG	9J18007	8270C
N-Nitrosodi-n-propylamine	ND	D10	1900	150	ug/kg dry	10.0	10/20/09 14:14	JLG	9J18007	8270C
N-Nitrosodiphenylamine	ND	D10,L	1900	100	ug/kg dry	10.0	10/20/09 14:14	JLG	9J18007	8270C
Pentachlorophenol	ND	D10	3600	630	ug/kg dry	10.0	10/20/09 14:14	JLG	9J18007	8270C
Phenanthrene	ND	D10	1900	39	ug/kg dry	10.0	10/20/09 14:14	JLG	9J18007	8270C
Phenol	ND	D10	1900	190	ug/kg dry	10.0	10/20/09 14:14	JLG	9J18007	8270C
Pyrene	ND	D10	1900	12	ug/kg dry	10.0	10/20/09 14:14	JLG	9J18007	8270C
2,4,6-Tribromophenol	*104 %*	*D10*	*Surr Limits: (39-146%)*				*10/20/09 14:14*	*JLG*	*9J18007*	*8270C*
2-Fluorobiphenyl	*82 %*	*D10*	*Surr Limits: (37-120%)*				*10/20/09 14:14*	*JLG*	*9J18007*	*8270C*
2-Fluorophenol	*71 %*	*D10*	*Surr Limits: (18-120%)*				*10/20/09 14:14*	*JLG*	*9J18007*	*8270C*
Nitrobenzene-d5	*61 %*	*D10*	*Surr Limits: (34-132%)*				*10/20/09 14:14*	*JLG*	*9J18007*	*8270C*
Phenol-d5	*77 %*	*D10*	*Surr Limits: (11-120%)*				*10/20/09 14:14*	*JLG*	*9J18007*	*8270C*
p-Terphenyl-d14	*76 %*	*D10*	*Surr Limits: (58-147%)*				*10/20/09 14:14*	*JLG*	*9J18007*	*8270C*
Polychlorinated Biphenyls by EPA Method 8082										
Aroclor 1016	ND	QSU	19	3.7	ug/kg dry	1.00	10/20/09 07:25	JxM	9J18008	8082
Aroclor 1221	ND	QSU	19	3.7	ug/kg dry	1.00	10/20/09 07:25	JxM	9J18008	8082
Aroclor 1232	ND	QSU	19	3.7	ug/kg dry	1.00	10/20/09 07:25	JxM	9J18008	8082
Aroclor 1242	ND	QSU	19	4.1	ug/kg dry	1.00	10/20/09 07:25	JxM	9J18008	8082
Aroclor 1248	ND	QSU	19	3.7	ug/kg dry	1.00	10/20/09 07:25	JxM	9J18008	8082
Aroclor 1254	ND	QSU	19	4.0	ug/kg dry	1.00	10/20/09 07:25	JxM	9J18008	8082
Aroclor 1260	ND	QSU	19	4.0	ug/kg dry	1.00	10/20/09 07:25	JxM	9J18008	8082

Benchmark Environmental & Engineering Science
2558 Hamburg Turnpike, Suite 300
Lackawanna, NY 14218

SDG Number: RSJ0891

Project: Benchmark - Globe site
Project Number: TURN

Received: 10/15/09-10/20/09
Reported: 11/02/09 13:16

Analytical Report

Client ID: SB-21 (12-14) (RSJ1008-04 - Solid) - cont. **Sampled: 10/16/09 13:20** **Recvd: 10/16/09 15:12**

Analyte	Sample Result	Data Qualifiers	RL	MDL	Units	Dil Fac	Date Analyzed	Lab Tech	Batch	Method
Polychlorinated Biphenyls by EPA Method 8082 - cont.										
Decachlorobiphenyl	*103 %*	*QSU*	*Surr Limits: (34-148%)*				*10/20/09 07:25*	*JxM*	*9J18008*	*8082*
Tetrachloro-m-xylene	*72 %*	*QSU*	*Surr Limits: (35-134%)*				*10/20/09 07:25*	*JxM*	*9J18008*	*8082*
Total Metals by SW 846 Series Methods										
Aluminum	**3570**		11.5	NR	mg/kg dry	1.00	10/20/09 21:06	DAN	9J19050	6010B
Antimony	ND		17.2	NR	mg/kg dry	1.00	10/20/09 21:06	DAN	9J19050	6010B
Arsenic	ND		2.3	NR	mg/kg dry	1.00	10/20/09 21:06	DAN	9J19050	6010B
Barium	**22.7**		0.574	NR	mg/kg dry	1.00	10/20/09 21:06	DAN	9J19050	6010B
Beryllium	**0.230**		0.230	NR	mg/kg dry	1.00	10/20/09 21:06	DAN	9J19050	6010B
Cadmium	**0.641**		0.230	NR	mg/kg dry	1.00	10/20/09 21:06	DAN	9J19050	6010B
Calcium	**111000**	D08	287	NR	mg/kg dry	5.00	10/22/09 00:52	DAN	9J19050	6010B
Chromium	**7.28**		0.574	NR	mg/kg dry	1.00	10/20/09 21:06	DAN	9J19050	6010B
Cobalt	**3.47**		0.574	NR	mg/kg dry	1.00	10/20/09 21:06	DAN	9J19050	6010B
Copper	**9.0**		1.1	NR	mg/kg dry	1.00	10/20/09 21:06	DAN	9J19050	6010B
Iron	**7590**		11.5	NR	mg/kg dry	1.00	10/20/09 21:06	DAN	9J19050	6010B
Lead	**47.5**		1.1	NR	mg/kg dry	1.00	10/20/09 21:06	DAN	9J19050	6010B
Magnesium	**52700**	D08	115	NR	mg/kg dry	5.00	10/22/09 00:52	DAN	9J19050	6010B
Manganese	**552**		0.2	NR	mg/kg dry	1.00	10/20/09 21:06	DAN	9J19050	6010B
Nickel	**8.47**		5.74	NR	mg/kg dry	1.00	10/20/09 21:06	DAN	9J19050	6010B
Potassium	**1040**		34.4	NR	mg/kg dry	1.00	10/20/09 21:06	DAN	9J19050	6010B
Selenium	ND		4.6	NR	mg/kg dry	1.00	10/20/09 21:06	DAN	9J19050	6010B
Silver	ND		0.574	NR	mg/kg dry	1.00	10/20/09 21:06	DAN	9J19050	6010B
Sodium	ND		161	NR	mg/kg dry	1.00	10/20/09 21:06	DAN	9J19050	6010B
Thallium	ND		6.9	NR	mg/kg dry	1.00	10/20/09 21:06	DAN	9J19050	6010B
Vanadium	**9.32**		0.574	NR	mg/kg dry	1.00	10/20/09 21:06	DAN	9J19050	6010B
Zinc	**174**		2.3	NR	mg/kg dry	1.00	10/20/09 21:06	DAN	9J19050	6010B
Mercury	ND		0.0224	NR	mg/kg dry	1.00	10/20/09 15:50	MXM	9J19064	7471A
General Chemistry Parameters										
Percent Solids	**89**		0.010	NR	%	1.00	10/19/09 15:00	JRR	9J19026	Dry Weight

Benchmark Environmental & Engineering Science
2558 Hamburg Turnpike, Suite 300
Lackawanna, NY 14218

SDG Number: RSJ0891

Project: Benchmark - Globe site
Project Number: TURN

Received: 10/15/09-10/20/09
Reported: 11/02/09 13:16

Analytical Report

Client ID: SB-22 (4-6) (RSJ0991-03 - Solid) **Sampled: 10/15/09 13:00** **Recvd: 10/16/09 10:05**

Semivolatile Organics by GC/MS

Analyte	Sample Result	Data Qualifiers	RL	MDL	Units	Dil Fac	Date Analyzed	Lab Tech	Batch	Method
2,4,5-Trichlorophenol	ND	D10	1900	420	ug/kg dry	10.0	10/20/09 15:06	JLG	9J17040	8270C
2,4,6-Trichlorophenol	ND	D10	1900	130	ug/kg dry	10.0	10/20/09 15:06	JLG	9J17040	8270C
2,4-Dichlorophenol	ND	D10	1900	100	ug/kg dry	10.0	10/20/09 15:06	JLG	9J17040	8270C
2,4-Dimethylphenol	ND	D10	1900	520	ug/kg dry	10.0	10/20/09 15:06	JLG	9J17040	8270C
2,4-Dinitrophenol	ND	D10	3700	670	ug/kg dry	10.0	10/20/09 15:06	JLG	9J17040	8270C
2,4-Dinitrotoluene	ND	D10	1900	300	ug/kg dry	10.0	10/20/09 15:06	JLG	9J17040	8270C
2,6-Dinitrotoluene	ND	D10	1900	470	ug/kg dry	10.0	10/20/09 15:06	JLG	9J17040	8270C
2-Chloronaphthalene	ND	D10	1900	130	ug/kg dry	10.0	10/20/09 15:06	JLG	9J17040	8270C
2-Chlorophenol	ND	D10	1900	98	ug/kg dry	10.0	10/20/09 15:06	JLG	9J17040	8270C
2-Methylnaphthalene	ND	D10	1900	23	ug/kg dry	10.0	10/20/09 15:06	JLG	9J17040	8270C
2-Methylphenol	ND	D10	1900	59	ug/kg dry	10.0	10/20/09 15:06	JLG	9J17040	8270C
2-Nitroaniline	ND	D10	3700	610	ug/kg dry	10.0	10/20/09 15:06	JLG	9J17040	8270C
2-Nitrophenol	ND	D10	1900	88	ug/kg dry	10.0	10/20/09 15:06	JLG	9J17040	8270C
3,3'-Dichlorobenzidine	ND	D10	1900	1700	ug/kg dry	10.0	10/20/09 15:06	JLG	9J17040	8270C
3-Nitroaniline	ND	D10	3700	440	ug/kg dry	10.0	10/20/09 15:06	JLG	9J17040	8270C
4,6-Dinitro-2-methylphenol	ND	D10	3700	660	ug/kg dry	10.0	10/20/09 15:06	JLG	9J17040	8270C
4-Bromophenyl phenyl ether	ND	D10	1900	610	ug/kg dry	10.0	10/20/09 15:06	JLG	9J17040	8270C
4-Chloro-3-methylphenol	ND	D10	1900	79	ug/kg dry	10.0	10/20/09 15:06	JLG	9J17040	8270C
4-Chloroaniline	ND	D10	1900	560	ug/kg dry	10.0	10/20/09 15:06	JLG	9J17040	8270C
4-Chlorophenyl phenyl ether	ND	D10	1900	41	ug/kg dry	10.0	10/20/09 15:06	JLG	9J17040	8270C
4-Methylphenol	ND	D10	1900	110	ug/kg dry	10.0	10/20/09 15:06	JLG	9J17040	8270C
4-Nitroaniline	ND	D10	3700	210	ug/kg dry	10.0	10/20/09 15:06	JLG	9J17040	8270C
4-Nitrophenol	ND	D10	3700	460	ug/kg dry	10.0	10/20/09 15:06	JLG	9J17040	8270C
Acenaphthene	**150**	D10,J	1900	23	ug/kg dry	10.0	10/20/09 15:06	JLG	9J17040	8270C
Acenaphthylene	ND	D10	1900	16	ug/kg dry	10.0	10/20/09 15:06	JLG	9J17040	8270C
Acetophenone	ND	D10	1900	98	ug/kg dry	10.0	10/20/09 15:06	JLG	9J17040	8270C
Anthracene	ND	D10	1900	49	ug/kg dry	10.0	10/20/09 15:06	JLG	9J17040	8270C
Atrazine	ND	D10,L2	1900	85	ug/kg dry	10.0	10/20/09 15:06	JLG	9J17040	8270C
Benzaldehyde	ND	D10	1900	210	ug/kg dry	10.0	10/20/09 15:06	JLG	9J17040	8270C
Benzo(a)anthracene	**640**	D10,J	1900	33	ug/kg dry	10.0	10/20/09 15:06	JLG	9J17040	8270C
Benzo(a)pyrene	**810**	D10,J	1900	46	ug/kg dry	10.0	10/20/09 15:06	JLG	9J17040	8270C
Benzo(b)fluoranthene	**1300**	D10,J	1900	37	ug/kg dry	10.0	10/20/09 15:06	JLG	9J17040	8270C
Benzo(ghi)perylene	**650**	D10,J	1900	23	ug/kg dry	10.0	10/20/09 15:06	JLG	9J17040	8270C
Benzo(k)fluoranthene	ND	D10	1900	21	ug/kg dry	10.0	10/20/09 15:06	JLG	9J17040	8270C
Biphenyl	ND	D10	1900	120	ug/kg dry	10.0	10/20/09 15:06	JLG	9J17040	8270C
Bis(2-chloroethoxy)methane	ND	D10,L2	1900	100	ug/kg dry	10.0	10/20/09 15:06	JLG	9J17040	8270C
Bis(2-chloroethyl)ether	ND	D10	1900	170	ug/kg dry	10.0	10/20/09 15:06	JLG	9J17040	8270C
2,2'-Oxybis(1-Chloropropane)	ND	D10	1900	200	ug/kg dry	10.0	10/20/09 15:06	JLG	9J17040	8270C
Bis(2-ethylhexyl) phthalate	ND	D10	1900	620	ug/kg dry	10.0	10/20/09 15:06	JLG	9J17040	8270C
Butyl benzyl phthalate	ND	D10	1900	510	ug/kg dry	10.0	10/20/09 15:06	JLG	9J17040	8270C
Caprolactam	ND	D10	1900	830	ug/kg dry	10.0	10/20/09 15:06	JLG	9J17040	8270C
Carbazole	ND	D10	1900	22	ug/kg dry	10.0	10/20/09 15:06	JLG	9J17040	8270C
Chrysene	**670**	D10,J	1900	19	ug/kg dry	10.0	10/20/09 15:06	JLG	9J17040	8270C
Dibenzo(a,h)anthracene	ND	D10	1900	23	ug/kg dry	10.0	10/20/09 15:06	JLG	9J17040	8270C
Dibenzofuran	ND	D10	1900	20	ug/kg dry	10.0	10/20/09 15:06	JLG	9J17040	8270C

Benchmark Environmental & Engineering Science
2558 Hamburg Turnpike, Suite 300
Lackawanna, NY 14218

SDG Number: RSJ0891

Project: Benchmark - Globe site
Project Number: TURN

Received: 10/15/09-10/20/09
Reported: 11/02/09 13:16

Analytical Report

Client ID: SB-22 (4-6) (RSJ0991-03 - Solid) - cont. **Sampled: 10/15/09 13:00** **Recvd: 10/16/09 10:05**

Analyte	Sample Result	Data Qualifiers	RL	MDL	Units	Dil Fac	Date Analyzed	Lab Tech	Batch	Method
Semivolatile Organics by GC/MS - cont.										
Diethyl phthalate	ND	D10	1900	58	ug/kg dry	10.0	10/20/09 15:06	JLG	9J17040	8270C
Dimethyl phthalate	ND	D10	1900	50	ug/kg dry	10.0	10/20/09 15:06	JLG	9J17040	8270C
Di-n-butyl phthalate	ND	D10	1900	660	ug/kg dry	10.0	10/20/09 15:06	JLG	9J17040	8270C
Di-n-octyl phthalate	ND	D10	1900	45	ug/kg dry	10.0	10/20/09 15:06	JLG	9J17040	8270C
Fluoranthene	**1200**	D10,J	1900	28	ug/kg dry	10.0	10/20/09 15:06	JLG	9J17040	8270C
Fluorene	ND	D10	1900	44	ug/kg dry	10.0	10/20/09 15:06	JLG	9J17040	8270C
Hexachlorobenzene	ND	D10	1900	95	ug/kg dry	10.0	10/20/09 15:06	JLG	9J17040	8270C
Hexachlorobutadiene	ND	D10	1900	98	ug/kg dry	10.0	10/20/09 15:06	JLG	9J17040	8270C
Hexachlorocyclopentadiene	ND	D10	1900	580	ug/kg dry	10.0	10/20/09 15:06	JLG	9J17040	8270C
Hexachloroethane	ND	D10	1900	150	ug/kg dry	10.0	10/20/09 15:06	JLG	9J17040	8270C
Indeno(1,2,3-cd)pyrene	**500**	D10,J	1900	53	ug/kg dry	10.0	10/20/09 15:06	JLG	9J17040	8270C
Isophorone	ND	D10	1900	96	ug/kg dry	10.0	10/20/09 15:06	JLG	9J17040	8270C
Naphthalene	ND	D10	1900	32	ug/kg dry	10.0	10/20/09 15:06	JLG	9J17040	8270C
Nitrobenzene	ND	D10	1900	85	ug/kg dry	10.0	10/20/09 15:06	JLG	9J17040	8270C
N-Nitrosodi-n-propylamine	ND	D10	1900	150	ug/kg dry	10.0	10/20/09 15:06	JLG	9J17040	8270C
N-Nitrosodiphenylamine	ND	D10	1900	100	ug/kg dry	10.0	10/20/09 15:06	JLG	9J17040	8270C
Pentachlorophenol	ND	D10	3700	660	ug/kg dry	10.0	10/20/09 15:06	JLG	9J17040	8270C
Phenanthrene	**860**	D10,J	1900	40	ug/kg dry	10.0	10/20/09 15:06	JLG	9J17040	8270C
Phenol	ND	D10	1900	200	ug/kg dry	10.0	10/20/09 15:06	JLG	9J17040	8270C
Pyrene	**1000**	D10,J	1900	12	ug/kg dry	10.0	10/20/09 15:06	JLG	9J17040	8270C
2,4,6-Tribromophenol	*69 %*	*D10*	*Surr Limits: (39-146%)*				*10/20/09 15:06*	*JLG*	*9J17040*	*8270C*
2-Fluorobiphenyl	*92 %*	*D10*	*Surr Limits: (37-120%)*				*10/20/09 15:06*	*JLG*	*9J17040*	*8270C*
2-Fluorophenol	*71 %*	*D10*	*Surr Limits: (18-120%)*				*10/20/09 15:06*	*JLG*	*9J17040*	*8270C*
Nitrobenzene-d5	*81 %*	*D10*	*Surr Limits: (34-132%)*				*10/20/09 15:06*	*JLG*	*9J17040*	*8270C*
Phenol-d5	*81 %*	*D10*	*Surr Limits: (11-120%)*				*10/20/09 15:06*	*JLG*	*9J17040*	*8270C*
p-Terphenyl-d14	*86 %*	*D10*	*Surr Limits: (58-147%)*				*10/20/09 15:06*	*JLG*	*9J17040*	*8270C*
Polychlorinated Biphenyls by EPA Method 8082										
Aroclor 1016	ND	QSU	19	3.7	ug/kg dry	1.00	10/20/09 07:53	JxM	9J17039	8082
Aroclor 1221	ND	QSU	19	3.7	ug/kg dry	1.00	10/20/09 07:53	JxM	9J17039	8082
Aroclor 1232	ND	QSU	19	3.7	ug/kg dry	1.00	10/20/09 07:53	JxM	9J17039	8082
Aroclor 1242	ND	QSU	19	4.1	ug/kg dry	1.00	10/20/09 07:53	JxM	9J17039	8082
Aroclor 1248	ND	QSU	19	3.7	ug/kg dry	1.00	10/20/09 07:53	JxM	9J17039	8082
Aroclor 1254	ND	QSU	19	4.0	ug/kg dry	1.00	10/20/09 07:53	JxM	9J17039	8082
Aroclor 1260	ND	QSU	19	4.0	ug/kg dry	1.00	10/20/09 07:53	JxM	9J17039	8082
Decachlorobiphenyl	*75 %*	*QSU*	*Surr Limits: (34-148%)*				*10/20/09 07:53*	*JxM*	*9J17039*	*8082*
Tetrachloro-m-xylene	*85 %*	*QSU*	*Surr Limits: (35-134%)*				*10/20/09 07:53*	*JxM*	*9J17039*	*8082*
Total Metals by SW 846 Series Methods										
Aluminum	**17200**		12.0	NR	mg/kg dry	1.00	10/20/09 20:24	DAN	9J19050	6010B
Antimony	ND		18.0	NR	mg/kg dry	1.00	10/20/09 20:24	DAN	9J19050	6010B
Arsenic	**5.1**		2.4	NR	mg/kg dry	1.00	10/20/09 20:24	DAN	9J19050	6010B
Barium	**264**		0.599	NR	mg/kg dry	1.00	10/20/09 20:24	DAN	9J19050	6010B
Beryllium	**2.71**		0.240	NR	mg/kg dry	1.00	10/20/09 20:24	DAN	9J19050	6010B
Cadmium	**0.280**		0.240	NR	mg/kg dry	1.00	10/20/09 20:24	DAN	9J19050	6010B
Calcium	**32600**		59.9	NR	mg/kg dry	1.00	10/20/09 20:24	DAN	9J19050	6010B
Chromium	**118**		0.599	NR	mg/kg dry	1.00	10/20/09 20:24	DAN	9J19050	6010B

Benchmark Environmental & Engineering Science
2558 Hamburg Turnpike, Suite 300
Lackawanna, NY 14218

SDG Number: RSJ0891

Project: Benchmark - Globe site
Project Number: TURN

Received: 10/15/09-10/20/09
Reported: 11/02/09 13:16

Analytical Report

Analyte	Sample Result	Data Qualifiers	RL	MDL	Units	Dil Fac	Date Analyzed	Lab Tech	Batch	Method
Client ID: SB-22 (4-6) (RSJ0991-03 - Solid) - cont.						**Sampled: 10/15/09 13:00**		**Recvd: 10/16/09 10:05**		
Total Metals by SW 846 Series Methods - cont.										
Cobalt	**5.18**		0.599	NR	mg/kg dry	1.00	10/20/09 20:24	DAN	9J19050	6010B
Copper	**1460**		1.2	NR	mg/kg dry	1.00	10/20/09 20:24	DAN	9J19050	6010B
Iron	**11400**		12.0	NR	mg/kg dry	1.00	10/20/09 20:24	DAN	9J19050	6010B
Lead	**101**		1.2	NR	mg/kg dry	1.00	10/20/09 20:24	DAN	9J19050	6010B
Magnesium	**7310**		24.0	NR	mg/kg dry	1.00	10/20/09 20:24	DAN	9J19050	6010B
Manganese	**401**		0.2	NR	mg/kg dry	1.00	10/20/09 20:24	DAN	9J19050	6010B
Nickel	**44.4**		5.99	NR	mg/kg dry	1.00	10/20/09 20:24	DAN	9J19050	6010B
Potassium	**888**		36.0	NR	mg/kg dry	1.00	10/20/09 20:24	DAN	9J19050	6010B
Selenium	ND		4.8	NR	mg/kg dry	1.00	10/20/09 20:24	DAN	9J19050	6010B
Silver	ND		0.599	NR	mg/kg dry	1.00	10/20/09 20:24	DAN	9J19050	6010B
Sodium	ND		168	NR	mg/kg dry	1.00	10/20/09 20:24	DAN	9J19050	6010B
Thallium	ND		7.2	NR	mg/kg dry	1.00	10/20/09 20:24	DAN	9J19050	6010B
Vanadium	**11.0**		0.599	NR	mg/kg dry	1.00	10/20/09 20:24	DAN	9J19050	6010B
Zinc	**102**		2.4	NR	mg/kg dry	1.00	10/20/09 20:24	DAN	9J19050	6010B
Mercury	**0.0399**		0.0214	NR	mg/kg dry	1.00	10/20/09 15:36	MXM	9J19064	7471A
General Chemistry Parameters										
Percent Solids	**87**		0.010	NR	%	1.00	10/19/09 14:34	JRR	9J19026	Dry Weight

Benchmark Environmental & Engineering Science
2558 Hamburg Turnpike, Suite 300
Lackawanna, NY 14218

SDG Number: RSJ0891

Project: Benchmark - Globe site
Project Number: TURN

Received: 10/15/09-10/20/09
Reported: 11/02/09 13:16

Analytical Report

Client ID: SB-23 (8-12) (RSJ0991-04 - Solid) — **Sampled: 10/15/09 14:50** — **Recvd: 10/16/09 10:05**

Volatile Organic Compounds by EPA 8260B

Analyte	Sample Result	Data Qualifiers	RL	MDL	Units	Dil Fac	Date Analyzed	Lab Tech	Batch	Method
1,1,1-Trichloroethane	ND		5.6	0.40	ug/kg dry	1.00	10/20/09 03:19	CDC	9J19115	8260B
1,1,2,2-Tetrachloroethane	ND		5.6	0.90	ug/kg dry	1.00	10/20/09 03:19	CDC	9J19115	8260B
1,1,2-Trichloroethane	ND		5.6	0.28	ug/kg dry	1.00	10/20/09 03:19	CDC	9J19115	8260B
1,1,2-Trichloro-1,2,2-trifluoroethane	ND		5.6	2.8	ug/kg dry	1.00	10/20/09 03:19	CDC	9J19115	8260B
1,1-Dichloroethane	ND		5.6	0.28	ug/kg dry	1.00	10/20/09 03:19	CDC	9J19115	8260B
1,1-Dichloroethene	ND		5.6	0.68	ug/kg dry	1.00	10/20/09 03:19	CDC	9J19115	8260B
1,2,4-Trichlorobenzene	ND		5.6	0.34	ug/kg dry	1.00	10/20/09 03:19	CDC	9J19115	8260B
1,2,4-Trimethylbenzene	**2.0**	J	5.6	0.40	ug/kg dry	1.00	10/20/09 03:19	CDC	9J19115	8260B
1,2-Dibromo-3-chloropropane	ND		5.6	2.8	ug/kg dry	1.00	10/20/09 03:19	CDC	9J19115	8260B
1,2-Dibromoethane	ND		5.6	0.21	ug/kg dry	1.00	10/20/09 03:19	CDC	9J19115	8260B
1,2-Dichlorobenzene	ND		5.6	0.44	ug/kg dry	1.00	10/20/09 03:19	CDC	9J19115	8260B
1,2-Dichloroethane	ND		5.6	0.28	ug/kg dry	1.00	10/20/09 03:19	CDC	9J19115	8260B
1,2-Dichloropropane	ND		5.6	2.8	ug/kg dry	1.00	10/20/09 03:19	CDC	9J19115	8260B
1,3,5-Trimethylbenzene	ND		5.6	0.36	ug/kg dry	1.00	10/20/09 03:19	CDC	9J19115	8260B
1,3-Dichlorobenzene	ND		5.6	0.29	ug/kg dry	1.00	10/20/09 03:19	CDC	9J19115	8260B
1,4-Dichlorobenzene	ND		5.6	0.78	ug/kg dry	1.00	10/20/09 03:19	CDC	9J19115	8260B
2-Butanone	**11**	J	28	2.0	ug/kg dry	1.00	10/20/09 03:19	CDC	9J19115	8260B
2-Hexanone	ND		28	1.9	ug/kg dry	1.00	10/20/09 03:19	CDC	9J19115	8260B
p-Cymene	ND		5.6	0.45	ug/kg dry	1.00	10/20/09 03:19	CDC	9J19115	8260B
4-Methyl-2-pentanone	ND		28	1.8	ug/kg dry	1.00	10/20/09 03:19	CDC	9J19115	8260B
Acetone	**54**		28	1.2	ug/kg dry	1.00	10/20/09 03:19	CDC	9J19115	8260B
Benzene	ND		5.6	0.27	ug/kg dry	1.00	10/20/09 03:19	CDC	9J19115	8260B
Bromodichloromethane	ND		5.6	0.29	ug/kg dry	1.00	10/20/09 03:19	CDC	9J19115	8260B
Bromoform	ND		5.6	2.8	ug/kg dry	1.00	10/20/09 03:19	CDC	9J19115	8260B
Bromomethane	ND	L	5.6	1.2	ug/kg dry	1.00	10/20/09 03:19	CDC	9J19115	8260B
Carbon disulfide	**2.2**	J	5.6	0.48	ug/kg dry	1.00	10/20/09 03:19	CDC	9J19115	8260B
Carbon Tetrachloride	ND		5.6	0.54	ug/kg dry	1.00	10/20/09 03:19	CDC	9J19115	8260B
Chlorobenzene	ND		5.6	0.74	ug/kg dry	1.00	10/20/09 03:19	CDC	9J19115	8260B
Dibromochloromethane	ND		5.6	0.31	ug/kg dry	1.00	10/20/09 03:19	CDC	9J19115	8260B
Chloroethane	ND		5.6	2.3	ug/kg dry	1.00	10/20/09 03:19	CDC	9J19115	8260B
Chloroform	ND		5.6	0.34	ug/kg dry	1.00	10/20/09 03:19	CDC	9J19115	8260B
Chloromethane	ND		5.6	0.34	ug/kg dry	1.00	10/20/09 03:19	CDC	9J19115	8260B
cis-1,2-Dichloroethene	ND		5.6	0.27	ug/kg dry	1.00	10/20/09 03:19	CDC	9J19115	8260B
cis-1,3-Dichloropropene	ND		5.6	0.32	ug/kg dry	1.00	10/20/09 03:19	CDC	9J19115	8260B
Cyclohexane	**3.8**	B, J	5.6	0.26	ug/kg dry	1.00	10/20/09 03:19	CDC	9J19115	8260B
Dichlorodifluoromethane	ND		5.6	0.46	ug/kg dry	1.00	10/20/09 03:19	CDC	9J19115	8260B
Ethylbenzene	ND		5.6	0.38	ug/kg dry	1.00	10/20/09 03:19	CDC	9J19115	8260B
Isopropylbenzene	**4.9**	J	5.6	0.84	ug/kg dry	1.00	10/20/09 03:19	CDC	9J19115	8260B
Methyl Acetate	ND		5.6	0.30	ug/kg dry	1.00	10/20/09 03:19	CDC	9J19115	8260B
Methyl-t-Butyl Ether (MTBE)	ND		5.6	0.55	ug/kg dry	1.00	10/20/09 03:19	CDC	9J19115	8260B
Methylcyclohexane	**4.2**	J	5.6	0.36	ug/kg dry	1.00	10/20/09 03:19	CDC	9J19115	8260B
Methylene Chloride	**6.6**	B	5.6	1.1	ug/kg dry	1.00	10/20/09 03:19	CDC	9J19115	8260B
m-Xylene & p-Xylene	**1.5**	J	11	0.94	ug/kg dry	1.00	10/20/09 03:19	CDC	9J19115	8260B
n-Butylbenzene	**5.5**	J	5.6	0.48	ug/kg dry	1.00	10/20/09 03:19	CDC	9J19115	8260B
n-Propylbenzene	**10**		5.6	0.45	ug/kg dry	1.00	10/20/09 03:19	CDC	9J19115	8260B
o-Xylene	**1.6**	J	5.6	0.73	ug/kg dry	1.00	10/20/09 03:19	CDC	9J19115	8260B
sec-Butylbenzene	**4.3**	J	5.6	0.48	ug/kg dry	1.00	10/20/09 03:19	CDC	9J19115	8260B
Styrene	ND		5.6	0.28	ug/kg dry	1.00	10/20/09 03:19	CDC	9J19115	8260B

Benchmark Environmental & Engineering Science
2558 Hamburg Turnpike, Suite 300
Lackawanna, NY 14218

SDG Number: RSJ0891

Project: Benchmark - Globe site
Project Number: TURN

Received: 10/15/09-10/20/09
Reported: 11/02/09 13:16

Analytical Report

Client ID: SB-23 (8-12) (RSJ0991-04 - Solid) - cont. **Sampled: 10/15/09 14:50** **Recvd: 10/16/09 10:05**

Analyte	Sample Result	Data Qualifiers	RL	MDL	Units	Dil Fac	Date Analyzed	Lab Tech	Batch	Method
Volatile Organic Compounds by EPA 8260B - cont.										
Tetrachloroethene	ND		5.6	0.75	ug/kg dry	1.00	10/20/09 03:19	CDC	9J19115	8260B
Toluene	**1.4**	J	5.6	0.42	ug/kg dry	1.00	10/20/09 03:19	CDC	9J19115	8260B
trans-1,2-Dichloroethene	ND		5.6	0.57	ug/kg dry	1.00	10/20/09 03:19	CDC	9J19115	8260B
trans-1,3-Dichloropropene	ND		5.6	0.27	ug/kg dry	1.00	10/20/09 03:19	CDC	9J19115	8260B
Trichloroethene	ND		5.6	0.38	ug/kg dry	1.00	10/20/09 03:19	CDC	9J19115	8260B
Trichlorofluoromethane	ND		5.6	0.53	ug/kg dry	1.00	10/20/09 03:19	CDC	9J19115	8260B
Vinyl chloride	ND		11	0.68	ug/kg dry	1.00	10/20/09 03:19	CDC	9J19115	8260B
Xylenes, total	**3.1**	J	11	0.94	ug/kg dry	1.00	10/20/09 03:19	CDC	9J19115	8260B
1,2-Dichloroethane-d4	*100 %*		*Surr Limits: (64-126%)*				*10/20/09 03:19*	*CDC*	*9J19115*	*8260B*
4-Bromofluorobenzene	*108 %*		*Surr Limits: (72-126%)*				*10/20/09 03:19*	*CDC*	*9J19115*	*8260B*
Toluene-d8	*111 %*		*Surr Limits: (71-125%)*				*10/20/09 03:19*	*CDC*	*9J19115*	*8260B*
Semivolatile Organics by GC/MS										
2,4,5-Trichlorophenol	ND	D10	1900	410	ug/kg dry	10.0	10/20/09 15:30	JLG	9J17040	8270C
2,4,6-Trichlorophenol	ND	D10	1900	120	ug/kg dry	10.0	10/20/09 15:30	JLG	9J17040	8270C
2,4-Dichlorophenol	ND	D10	1900	99	ug/kg dry	10.0	10/20/09 15:30	JLG	9J17040	8270C
2,4-Dimethylphenol	ND	D10	1900	510	ug/kg dry	10.0	10/20/09 15:30	JLG	9J17040	8270C
2,4-Dinitrophenol	ND	D10	3700	660	ug/kg dry	10.0	10/20/09 15:30	JLG	9J17040	8270C
2,4-Dinitrotoluene	ND	D10	1900	290	ug/kg dry	10.0	10/20/09 15:30	JLG	9J17040	8270C
2,6-Dinitrotoluene	ND	D10	1900	460	ug/kg dry	10.0	10/20/09 15:30	JLG	9J17040	8270C
2-Chloronaphthalene	ND	D10	1900	130	ug/kg dry	10.0	10/20/09 15:30	JLG	9J17040	8270C
2-Chlorophenol	ND	D10	1900	96	ug/kg dry	10.0	10/20/09 15:30	JLG	9J17040	8270C
2-Methylnaphthalene	**250**	D10,J	1900	23	ug/kg dry	10.0	10/20/09 15:30	JLG	9J17040	8270C
2-Methylphenol	ND	D10	1900	58	ug/kg dry	10.0	10/20/09 15:30	JLG	9J17040	8270C
2-Nitroaniline	ND	D10	3700	610	ug/kg dry	10.0	10/20/09 15:30	JLG	9J17040	8270C
2-Nitrophenol	ND	D10	1900	86	ug/kg dry	10.0	10/20/09 15:30	JLG	9J17040	8270C
3,3'-Dichlorobenzidine	ND	D10	1900	1700	ug/kg dry	10.0	10/20/09 15:30	JLG	9J17040	8270C
3-Nitroaniline	ND	D10	3700	430	ug/kg dry	10.0	10/20/09 15:30	JLG	9J17040	8270C
4,6-Dinitro-2-methylphenol	ND	D10	3700	650	ug/kg dry	10.0	10/20/09 15:30	JLG	9J17040	8270C
4-Bromophenyl phenyl ether	ND	D10	1900	600	ug/kg dry	10.0	10/20/09 15:30	JLG	9J17040	8270C
4-Chloro-3-methylphenol	ND	D10	1900	78	ug/kg dry	10.0	10/20/09 15:30	JLG	9J17040	8270C
4-Chloroaniline	ND	D10	1900	550	ug/kg dry	10.0	10/20/09 15:30	JLG	9J17040	8270C
4-Chlorophenyl phenyl ether	ND	D10	1900	40	ug/kg dry	10.0	10/20/09 15:30	JLG	9J17040	8270C
4-Methylphenol	ND	D10	1900	110	ug/kg dry	10.0	10/20/09 15:30	JLG	9J17040	8270C
4-Nitroaniline	ND	D10	3700	210	ug/kg dry	10.0	10/20/09 15:30	JLG	9J17040	8270C
4-Nitrophenol	ND	D10	3700	460	ug/kg dry	10.0	10/20/09 15:30	JLG	9J17040	8270C
Acenaphthene	**390**	D10,J	1900	22	ug/kg dry	10.0	10/20/09 15:30	JLG	9J17040	8270C
Acenaphthylene	ND	D10	1900	15	ug/kg dry	10.0	10/20/09 15:30	JLG	9J17040	8270C
Acetophenone	ND	D10	1900	97	ug/kg dry	10.0	10/20/09 15:30	JLG	9J17040	8270C
Anthracene	ND	D10	1900	48	ug/kg dry	10.0	10/20/09 15:30	JLG	9J17040	8270C
Atrazine	ND	D10,L2	1900	84	ug/kg dry	10.0	10/20/09 15:30	JLG	9J17040	8270C
Benzaldehyde	ND	D10	1900	210	ug/kg dry	10.0	10/20/09 15:30	JLG	9J17040	8270C
Benzo(a)anthracene	ND	D10	1900	33	ug/kg dry	10.0	10/20/09 15:30	JLG	9J17040	8270C
Benzo(a)pyrene	ND	D10	1900	46	ug/kg dry	10.0	10/20/09 15:30	JLG	9J17040	8270C
Benzo(b)fluoranthene	ND	D10	1900	37	ug/kg dry	10.0	10/20/09 15:30	JLG	9J17040	8270C
Benzo(ghi)perylene	ND	D10	1900	23	ug/kg dry	10.0	10/20/09 15:30	JLG	9J17040	8270C
Benzo(k)fluoranthene	ND	D10	1900	21	ug/kg dry	10.0	10/20/09 15:30	JLG	9J17040	8270C

Benchmark Environmental & Engineering Science
2558 Hamburg Turnpike, Suite 300
Lackawanna, NY 14218

SDG Number: RSJ0891

Project: Benchmark - Globe site
Project Number: TURN

Received: 10/15/09-10/20/09
Reported: 11/02/09 13:16

Analytical Report

Client ID: SB-23 (8-12) (RSJ0991-04 - Solid) - cont. **Sampled: 10/15/09 14:50** **Recvd: 10/16/09 10:05**

Analyte	Sample Result	Data Qualifiers	RL	MDL	Units	Dil Fac	Date Analyzed	Lab Tech	Batch	Method
Semivolatile Organics by GC/MS - cont.										
Biphenyl	ND	D10	1900	120	ug/kg dry	10.0	10/20/09 15:30	JLG	9J17040	8270C
Bis(2-chloroethoxy)methane	ND	D10,L2	1900	100	ug/kg dry	10.0	10/20/09 15:30	JLG	9J17040	8270C
Bis(2-chloroethyl)ether	ND	D10	1900	160	ug/kg dry	10.0	10/20/09 15:30	JLG	9J17040	8270C
2,2'-Oxybis(1-Chloropropane)	ND	D10	1900	200	ug/kg dry	10.0	10/20/09 15:30	JLG	9J17040	8270C
Bis(2-ethylhexyl) phthalate	ND	D10	1900	610	ug/kg dry	10.0	10/20/09 15:30	JLG	9J17040	8270C
Butyl benzyl phthalate	ND	D10	1900	510	ug/kg dry	10.0	10/20/09 15:30	JLG	9J17040	8270C
Caprolactam	ND	D10	1900	820	ug/kg dry	10.0	10/20/09 15:30	JLG	9J17040	8270C
Carbazole	ND	D10	1900	22	ug/kg dry	10.0	10/20/09 15:30	JLG	9J17040	8270C
Chrysene	ND	D10	1900	19	ug/kg dry	10.0	10/20/09 15:30	JLG	9J17040	8270C
Dibenzo(a,h)anthracene	ND	D10	1900	22	ug/kg dry	10.0	10/20/09 15:30	JLG	9J17040	8270C
Dibenzofuran	ND	D10	1900	20	ug/kg dry	10.0	10/20/09 15:30	JLG	9J17040	8270C
Diethyl phthalate	ND	D10	1900	57	ug/kg dry	10.0	10/20/09 15:30	JLG	9J17040	8270C
Dimethyl phthalate	ND	D10	1900	49	ug/kg dry	10.0	10/20/09 15:30	JLG	9J17040	8270C
Di-n-butyl phthalate	ND	D10	1900	650	ug/kg dry	10.0	10/20/09 15:30	JLG	9J17040	8270C
Di-n-octyl phthalate	ND	D10	1900	44	ug/kg dry	10.0	10/20/09 15:30	JLG	9J17040	8270C
Fluoranthene	**350**	D10,J	1900	27	ug/kg dry	10.0	10/20/09 15:30	JLG	9J17040	8270C
Fluorene	**430**	D10,J	1900	44	ug/kg dry	10.0	10/20/09 15:30	JLG	9J17040	8270C
Hexachlorobenzene	ND	D10	1900	94	ug/kg dry	10.0	10/20/09 15:30	JLG	9J17040	8270C
Hexachlorobutadiene	ND	D10	1900	97	ug/kg dry	10.0	10/20/09 15:30	JLG	9J17040	8270C
Hexachlorocyclopentadiene	ND	D10	1900	570	ug/kg dry	10.0	10/20/09 15:30	JLG	9J17040	8270C
Hexachloroethane	ND	D10	1900	150	ug/kg dry	10.0	10/20/09 15:30	JLG	9J17040	8270C
Indeno(1,2,3-cd)pyrene	ND	D10	1900	52	ug/kg dry	10.0	10/20/09 15:30	JLG	9J17040	8270C
Isophorone	ND	D10	1900	94	ug/kg dry	10.0	10/20/09 15:30	JLG	9J17040	8270C
Naphthalene	ND	D10	1900	31	ug/kg dry	10.0	10/20/09 15:30	JLG	9J17040	8270C
Nitrobenzene	ND	D10	1900	84	ug/kg dry	10.0	10/20/09 15:30	JLG	9J17040	8270C
N-Nitrosodi-n-propylamine	ND	D10	1900	150	ug/kg dry	10.0	10/20/09 15:30	JLG	9J17040	8270C
N-Nitrosodiphenylamine	ND	D10	1900	100	ug/kg dry	10.0	10/20/09 15:30	JLG	9J17040	8270C
Pentachlorophenol	ND	D10	3700	650	ug/kg dry	10.0	10/20/09 15:30	JLG	9J17040	8270C
Phenanthrene	**540**	D10,J	1900	40	ug/kg dry	10.0	10/20/09 15:30	JLG	9J17040	8270C
Phenol	ND	D10	1900	200	ug/kg dry	10.0	10/20/09 15:30	JLG	9J17040	8270C
Pyrene	**320**	D10,J	1900	12	ug/kg dry	10.0	10/20/09 15:30	JLG	9J17040	8270C
2,4,6-Tribromophenol	*65 %*	*D10*	*Surr Limits: (39-146%)*				*10/20/09 15:30*	*JLG*	*9J17040*	*8270C*
2-Fluorobiphenyl	*91 %*	*D10*	*Surr Limits: (37-120%)*				*10/20/09 15:30*	*JLG*	*9J17040*	*8270C*
2-Fluorophenol	*68 %*	*D10*	*Surr Limits: (18-120%)*				*10/20/09 15:30*	*JLG*	*9J17040*	*8270C*
Nitrobenzene-d5	*79 %*	*D10*	*Surr Limits: (34-132%)*				*10/20/09 15:30*	*JLG*	*9J17040*	*8270C*
Phenol-d5	*75 %*	*D10*	*Surr Limits: (11-120%)*				*10/20/09 15:30*	*JLG*	*9J17040*	*8270C*
p-Terphenyl-d14	*84 %*	*D10*	*Surr Limits: (58-147%)*				*10/20/09 15:30*	*JLG*	*9J17040*	*8270C*
Polychlorinated Biphenyls by EPA Method 8082										
Aroclor 1016	ND	QSU	19	3.6	ug/kg dry	1.00	10/20/09 08:12	JxM	9J17039	8082
Aroclor 1221	ND	QSU	19	3.6	ug/kg dry	1.00	10/20/09 08:12	JxM	9J17039	8082
Aroclor 1232	ND	QSU	19	3.6	ug/kg dry	1.00	10/20/09 08:12	JxM	9J17039	8082
Aroclor 1242	ND	QSU	19	4.1	ug/kg dry	1.00	10/20/09 08:12	JxM	9J17039	8082
Aroclor 1248	ND	QSU	19	3.7	ug/kg dry	1.00	10/20/09 08:12	JxM	9J17039	8082
Aroclor 1254	**6.2**	QSU,J	19	3.9	ug/kg dry	1.00	10/20/09 08:12	JxM	9J17039	8082
Aroclor 1260	ND	QSU	19	3.9	ug/kg dry	1.00	10/20/09 08:12	JxM	9J17039	8082

Benchmark Environmental & Engineering Science
2558 Hamburg Turnpike, Suite 300
Lackawanna, NY 14218

SDG Number: RSJ0891

Project: Benchmark - Globe site
Project Number: TURN

Received: 10/15/09-10/20/09
Reported: 11/02/09 13:16

Analytical Report

Client ID: SB-23 (8-12) (RSJ0991-04 - Solid) - cont. **Sampled: 10/15/09 14:50** **Recvd: 10/16/09 10:05**

Analyte	Sample Result	Data Qualifiers	RL	MDL	Units	Dil Fac	Date Analyzed	Lab Tech	Batch	Method
Polychlorinated Biphenyls by EPA Method 8082 - cont.										
Decachlorobiphenyl	*70 %*	*QSU*	*Surr Limits: (34-148%)*				*10/20/09 08:12*	*JxM*	*9J17039*	*8082*
Tetrachloro-m-xylene	*57 %*	*QSU*	*Surr Limits: (35-134%)*				*10/20/09 08:12*	*JxM*	*9J17039*	*8082*
Total Metals by SW 846 Series Methods										
Aluminum	**10200**		11.8	NR	mg/kg dry	1.00	10/20/09 20:29	DAN	9J19050	6010B
Antimony	ND		17.7	NR	mg/kg dry	1.00	10/20/09 20:29	DAN	9J19050	6010B
Arsenic	**7.5**		2.4	NR	mg/kg dry	1.00	10/20/09 20:29	DAN	9J19050	6010B
Barium	**89.7**		0.592	NR	mg/kg dry	1.00	10/20/09 20:29	DAN	9J19050	6010B
Beryllium	**0.544**		0.237	NR	mg/kg dry	1.00	10/20/09 20:29	DAN	9J19050	6010B
Cadmium	**1.01**		0.237	NR	mg/kg dry	1.00	10/20/09 20:29	DAN	9J19050	6010B
Calcium	**60600**		59.2	NR	mg/kg dry	1.00	10/20/09 20:29	DAN	9J19050	6010B
Chromium	**240**		0.592	NR	mg/kg dry	1.00	10/20/09 20:29	DAN	9J19050	6010B
Cobalt	**13.1**		0.592	NR	mg/kg dry	1.00	10/20/09 20:29	DAN	9J19050	6010B
Copper	**36.1**		1.2	NR	mg/kg dry	1.00	10/20/09 20:29	DAN	9J19050	6010B
Iron	**18000**		11.8	NR	mg/kg dry	1.00	10/20/09 20:29	DAN	9J19050	6010B
Lead	**17.9**		1.2	NR	mg/kg dry	1.00	10/20/09 20:29	DAN	9J19050	6010B
Magnesium	**27700**		23.7	NR	mg/kg dry	1.00	10/20/09 20:29	DAN	9J19050	6010B
Manganese	**2010**		0.2	NR	mg/kg dry	1.00	10/20/09 20:29	DAN	9J19050	6010B
Nickel	**277**		5.92	NR	mg/kg dry	1.00	10/20/09 20:29	DAN	9J19050	6010B
Potassium	**1720**		35.5	NR	mg/kg dry	1.00	10/20/09 20:29	DAN	9J19050	6010B
Selenium	ND		4.7	NR	mg/kg dry	1.00	10/20/09 20:29	DAN	9J19050	6010B
Silver	ND		0.592	NR	mg/kg dry	1.00	10/20/09 20:29	DAN	9J19050	6010B
Sodium	**238**		166	NR	mg/kg dry	1.00	10/20/09 20:29	DAN	9J19050	6010B
Thallium	ND		7.1	NR	mg/kg dry	1.00	10/20/09 20:29	DAN	9J19050	6010B
Vanadium	**19.7**		0.592	NR	mg/kg dry	1.00	10/20/09 20:29	DAN	9J19050	6010B
Zinc	**526**		2.4	NR	mg/kg dry	1.00	10/20/09 20:29	DAN	9J19050	6010B
Mercury	ND		0.0207	NR	mg/kg dry	1.00	10/20/09 15:42	MXM	9J19064	7471A
General Chemistry Parameters										
Percent Solids	**89**		0.010	NR	%	1.00	10/19/09 14:36	JRR	9J19026	Dry Weight

Benchmark Environmental & Engineering Science
2558 Hamburg Turnpike, Suite 300
Lackawanna, NY 14218

SDG Number: RSJ0891

Project: Benchmark - Globe site
Project Number: TURN

Received: 10/15/09-10/20/09
Reported: 11/02/09 13:16

Analytical Report

Analyte	Sample Result	Data Qualifiers	RL	MDL	Units	Dil Fac	Date Analyzed	Lab Tech	Batch	Method
Client ID: SB-24 (4-6) (RSJ1008-01 - Solid)						**Sampled: 10/16/09 09:30**		**Recvd: 10/16/09 15:12**		
Volatile Organic Compounds by EPA 8260B										
1,1,1-Trichloroethane	ND		5.7	0.41	ug/kg dry	1.00	10/20/09 05:49	CDC	9J19115	8260B
1,1,2,2-Tetrachloroethane	ND		5.7	0.93	ug/kg dry	1.00	10/20/09 05:49	CDC	9J19115	8260B
1,1,2-Trichloroethane	ND		5.7	0.29	ug/kg dry	1.00	10/20/09 05:49	CDC	9J19115	8260B
1,1,2-Trichloro-1,2,2-trifluoroethane	ND		5.7	2.9	ug/kg dry	1.00	10/20/09 05:49	CDC	9J19115	8260B
1,1-Dichloroethane	ND		5.7	0.28	ug/kg dry	1.00	10/20/09 05:49	CDC	9J19115	8260B
1,1-Dichloroethene	ND		5.7	0.70	ug/kg dry	1.00	10/20/09 05:49	CDC	9J19115	8260B
1,2,4-Trichlorobenzene	ND		5.7	0.35	ug/kg dry	1.00	10/20/09 05:49	CDC	9J19115	8260B
1,2,4-Trimethylbenzene	ND		5.7	0.41	ug/kg dry	1.00	10/20/09 05:49	CDC	9J19115	8260B
1,2-Dibromo-3-chloropropane	ND		5.7	2.9	ug/kg dry	1.00	10/20/09 05:49	CDC	9J19115	8260B
1,2-Dibromoethane	ND		5.7	0.22	ug/kg dry	1.00	10/20/09 05:49	CDC	9J19115	8260B
1,2-Dichlorobenzene	ND		5.7	0.45	ug/kg dry	1.00	10/20/09 05:49	CDC	9J19115	8260B
1,2-Dichloroethane	ND		5.7	0.29	ug/kg dry	1.00	10/20/09 05:49	CDC	9J19115	8260B
1,2-Dichloropropane	ND		5.7	2.9	ug/kg dry	1.00	10/20/09 05:49	CDC	9J19115	8260B
1,3,5-Trimethylbenzene	ND		5.7	0.37	ug/kg dry	1.00	10/20/09 05:49	CDC	9J19115	8260B
1,3-Dichlorobenzene	ND		5.7	0.29	ug/kg dry	1.00	10/20/09 05:49	CDC	9J19115	8260B
1,4-Dichlorobenzene	ND		5.7	0.80	ug/kg dry	1.00	10/20/09 05:49	CDC	9J19115	8260B
2-Butanone	**12**	J	29	2.1	ug/kg dry	1.00	10/20/09 05:49	CDC	9J19115	8260B
2-Hexanone	ND		29	2.0	ug/kg dry	1.00	10/20/09 05:49	CDC	9J19115	8260B
p-Cymene	ND		5.7	0.46	ug/kg dry	1.00	10/20/09 05:49	CDC	9J19115	8260B
4-Methyl-2-pentanone	ND		29	1.9	ug/kg dry	1.00	10/20/09 05:49	CDC	9J19115	8260B
Acetone	**81**		29	1.3	ug/kg dry	1.00	10/20/09 05:49	CDC	9J19115	8260B
Benzene	ND		5.7	0.28	ug/kg dry	1.00	10/20/09 05:49	CDC	9J19115	8260B
Bromodichloromethane	ND		5.7	0.29	ug/kg dry	1.00	10/20/09 05:49	CDC	9J19115	8260B
Bromoform	ND		5.7	2.9	ug/kg dry	1.00	10/20/09 05:49	CDC	9J19115	8260B
Bromomethane	ND		5.7	1.3	ug/kg dry	1.00	10/20/09 05:49	CDC	9J19115	8260B
Carbon disulfide	**2.6**	J	5.7	0.49	ug/kg dry	1.00	10/20/09 05:49	CDC	9J19115	8260B
Carbon Tetrachloride	ND		5.7	0.55	ug/kg dry	1.00	10/20/09 05:49	CDC	9J19115	8260B
Chlorobenzene	ND		5.7	0.75	ug/kg dry	1.00	10/20/09 05:49	CDC	9J19115	8260B
Dibromochloromethane	ND		5.7	0.32	ug/kg dry	1.00	10/20/09 05:49	CDC	9J19115	8260B
Chloroethane	ND		5.7	2.4	ug/kg dry	1.00	10/20/09 05:49	CDC	9J19115	8260B
Chloroform	ND		5.7	0.35	ug/kg dry	1.00	10/20/09 05:49	CDC	9J19115	8260B
Chloromethane	ND		5.7	0.35	ug/kg dry	1.00	10/20/09 05:49	CDC	9J19115	8260B
cis-1,2-Dichloroethene	ND		5.7	0.28	ug/kg dry	1.00	10/20/09 05:49	CDC	9J19115	8260B
cis-1,3-Dichloropropene	ND		5.7	0.33	ug/kg dry	1.00	10/20/09 05:49	CDC	9J19115	8260B
Cyclohexane	ND		5.7	0.26	ug/kg dry	1.00	10/20/09 05:49	CDC	9J19115	8260B
Dichlorodifluoromethane	ND		5.7	0.47	ug/kg dry	1.00	10/20/09 05:49	CDC	9J19115	8260B
Ethylbenzene	ND		5.7	0.39	ug/kg dry	1.00	10/20/09 05:49	CDC	9J19115	8260B
Isopropylbenzene	ND		5.7	0.86	ug/kg dry	1.00	10/20/09 05:49	CDC	9J19115	8260B
Methyl Acetate	ND		5.7	0.31	ug/kg dry	1.00	10/20/09 05:49	CDC	9J19115	8260B
Methyl-t-Butyl Ether (MTBE)	ND		5.7	0.56	ug/kg dry	1.00	10/20/09 05:49	CDC	9J19115	8260B
Methylcyclohexane	ND		5.7	0.37	ug/kg dry	1.00	10/20/09 05:49	CDC	9J19115	8260B
Methylene Chloride	**6.0**	B	5.7	1.1	ug/kg dry	1.00	10/20/09 05:49	CDC	9J19115	8260B
m-Xylene & p-Xylene	ND		11	0.96	ug/kg dry	1.00	10/20/09 05:49	CDC	9J19115	8260B
n-Butylbenzene	ND		5.7	0.50	ug/kg dry	1.00	10/20/09 05:49	CDC	9J19115	8260B
n-Propylbenzene	ND		5.7	0.46	ug/kg dry	1.00	10/20/09 05:49	CDC	9J19115	8260B
o-Xylene	ND		5.7	0.75	ug/kg dry	1.00	10/20/09 05:49	CDC	9J19115	8260B
sec-Butylbenzene	ND		5.7	0.50	ug/kg dry	1.00	10/20/09 05:49	CDC	9J19115	8260B
Styrene	ND		5.7	0.29	ug/kg dry	1.00	10/20/09 05:49	CDC	9J19115	8260B

Benchmark Environmental & Engineering Science
2558 Hamburg Turnpike, Suite 300
Lackawanna, NY 14218

SDG Number: RSJ0891

Project: Benchmark - Globe site
Project Number: TURN

Received: 10/15/09-10/20/09
Reported: 11/02/09 13:16

Analytical Report

Analyte	Sample Result	Data Qualifiers	RL	MDL	Units	Dil Fac	Date Analyzed	Lab Tech	Batch	Method
Client ID: SB-24 (4-6) (RSJ1008-01 - Solid) - cont.							**Sampled: 10/16/09 09:30**		**Recvd: 10/16/09 15:12**	
Volatile Organic Compounds by EPA 8260B - cont.										
Tetrachloroethene	ND		5.7	0.77	ug/kg dry	1.00	10/20/09 05:49	CDC	9J19115	8260B
Toluene	ND		5.7	0.43	ug/kg dry	1.00	10/20/09 05:49	CDC	9J19115	8260B
trans-1,2-Dichloroethene	ND		5.7	0.59	ug/kg dry	1.00	10/20/09 05:49	CDC	9J19115	8260B
trans-1,3-Dichloropropene	ND		5.7	0.28	ug/kg dry	1.00	10/20/09 05:49	CDC	9J19115	8260B
Trichloroethene	ND		5.7	0.39	ug/kg dry	1.00	10/20/09 05:49	CDC	9J19115	8260B
Trichlorofluoromethane	ND		5.7	0.54	ug/kg dry	1.00	10/20/09 05:49	CDC	9J19115	8260B
Vinyl chloride	ND		11	0.70	ug/kg dry	1.00	10/20/09 05:49	CDC	9J19115	8260B
Xylenes, total	ND		11	0.96	ug/kg dry	1.00	10/20/09 05:49	CDC	9J19115	8260B
1,2-Dichloroethane-d4	*105 %*		*Surr Limits: (64-126%)*				*10/20/09 05:49*	*CDC*	*9J19115*	*8260B*
4-Bromofluorobenzene	*115 %*		*Surr Limits: (72-126%)*				*10/20/09 05:49*	*CDC*	*9J19115*	*8260B*
Toluene-d8	*117 %*		*Surr Limits: (71-125%)*				*10/20/09 05:49*	*CDC*	*9J19115*	*8260B*
Semivolatile Organics by GC/MS										
2,4,5-Trichlorophenol	ND	D02	2000	430	ug/kg dry	10.0	10/20/09 13:03	JLG	9J18007	8270C
2,4,6-Trichlorophenol	ND	D02	2000	130	ug/kg dry	10.0	10/20/09 13:03	JLG	9J18007	8270C
2,4-Dichlorophenol	ND	D02	2000	100	ug/kg dry	10.0	10/20/09 13:03	JLG	9J18007	8270C
2,4-Dimethylphenol	ND	D02	2000	530	ug/kg dry	10.0	10/20/09 13:03	JLG	9J18007	8270C
2,4-Dinitrophenol	ND	D02	3800	690	ug/kg dry	10.0	10/20/09 13:03	JLG	9J18007	8270C
2,4-Dinitrotoluene	ND	D02	2000	300	ug/kg dry	10.0	10/20/09 13:03	JLG	9J18007	8270C
2,6-Dinitrotoluene	ND	D02	2000	480	ug/kg dry	10.0	10/20/09 13:03	JLG	9J18007	8270C
2-Chloronaphthalene	ND	D02	2000	130	ug/kg dry	10.0	10/20/09 13:03	JLG	9J18007	8270C
2-Chlorophenol	ND	D02	2000	100	ug/kg dry	10.0	10/20/09 13:03	JLG	9J18007	8270C
2-Methylnaphthalene	**170**	D02,J	2000	24	ug/kg dry	10.0	10/20/09 13:03	JLG	9J18007	8270C
2-Methylphenol	ND	D02	2000	61	ug/kg dry	10.0	10/20/09 13:03	JLG	9J18007	8270C
2-Nitroaniline	ND	D02	3800	630	ug/kg dry	10.0	10/20/09 13:03	JLG	9J18007	8270C
2-Nitrophenol	ND	D02	2000	90	ug/kg dry	10.0	10/20/09 13:03	JLG	9J18007	8270C
3,3'-Dichlorobenzidine	ND	D02	2000	1700	ug/kg dry	10.0	10/20/09 13:03	JLG	9J18007	8270C
3-Nitroaniline	ND	D02	3800	450	ug/kg dry	10.0	10/20/09 13:03	JLG	9J18007	8270C
4,6-Dinitro-2-methylphenol	ND	D02	3800	680	ug/kg dry	10.0	10/20/09 13:03	JLG	9J18007	8270C
4-Bromophenyl phenyl ether	ND	D02	2000	630	ug/kg dry	10.0	10/20/09 13:03	JLG	9J18007	8270C
4-Chloro-3-methylphenol	ND	D02	2000	81	ug/kg dry	10.0	10/20/09 13:03	JLG	9J18007	8270C
4-Chloroaniline	ND	D02	2000	580	ug/kg dry	10.0	10/20/09 13:03	JLG	9J18007	8270C
4-Chlorophenyl phenyl ether	ND	D02	2000	42	ug/kg dry	10.0	10/20/09 13:03	JLG	9J18007	8270C
4-Methylphenol	ND	D02	2000	110	ug/kg dry	10.0	10/20/09 13:03	JLG	9J18007	8270C
4-Nitroaniline	ND	D02	3800	220	ug/kg dry	10.0	10/20/09 13:03	JLG	9J18007	8270C
4-Nitrophenol	ND	D02	3800	480	ug/kg dry	10.0	10/20/09 13:03	JLG	9J18007	8270C
Acenaphthene	ND	D02	2000	23	ug/kg dry	10.0	10/20/09 13:03	JLG	9J18007	8270C
Acenaphthylene	ND	D02	2000	16	ug/kg dry	10.0	10/20/09 13:03	JLG	9J18007	8270C
Acetophenone	ND	D02	2000	100	ug/kg dry	10.0	10/20/09 13:03	JLG	9J18007	8270C
Anthracene	ND	D02	2000	50	ug/kg dry	10.0	10/20/09 13:03	JLG	9J18007	8270C
Atrazine	ND	D02,L2	2000	88	ug/kg dry	10.0	10/20/09 13:03	JLG	9J18007	8270C
Benzaldehyde	ND	D02	2000	220	ug/kg dry	10.0	10/20/09 13:03	JLG	9J18007	8270C
Benzo(a)anthracene	**310**	D02,J	2000	34	ug/kg dry	10.0	10/20/09 13:03	JLG	9J18007	8270C
Benzo(a)pyrene	ND	D02	2000	47	ug/kg dry	10.0	10/20/09 13:03	JLG	9J18007	8270C
Benzo(b)fluoranthene	ND	D02	2000	38	ug/kg dry	10.0	10/20/09 13:03	JLG	9J18007	8270C
Benzo(ghi)perylene	ND	D02	2000	24	ug/kg dry	10.0	10/20/09 13:03	JLG	9J18007	8270C
Benzo(k)fluoranthene	ND	D02	2000	22	ug/kg dry	10.0	10/20/09 13:03	JLG	9J18007	8270C

Benchmark Environmental & Engineering Science
2558 Hamburg Turnpike, Suite 300
Lackawanna, NY 14218

SDG Number: RSJ0891

Project: Benchmark - Globe site
Project Number: TURN

Received: 10/15/09-10/20/09
Reported: 11/02/09 13:16

Analytical Report

Client ID: SB-24 (4-6) (RSJ1008-01 - Solid) - cont. **Sampled: 10/16/09 09:30** **Recvd: 10/16/09 15:12**

Analyte	Sample Result	Data Qualifiers	RL	MDL	Units	Dil Fac	Date Analyzed	Lab Tech	Batch	Method
Semivolatile Organics by GC/MS - cont.										
Biphenyl	ND	D02	2000	120	ug/kg dry	10.0	10/20/09 13:03	JLG	9J18007	8270C
Bis(2-chloroethoxy)methane	ND	D02	2000	110	ug/kg dry	10.0	10/20/09 13:03	JLG	9J18007	8270C
Bis(2-chloroethyl)ether	ND	D02	2000	170	ug/kg dry	10.0	10/20/09 13:03	JLG	9J18007	8270C
2,2'-Oxybis(1-Chloropropane)	ND	D02	2000	210	ug/kg dry	10.0	10/20/09 13:03	JLG	9J18007	8270C
Bis(2-ethylhexyl) phthalate	ND	D02	2000	630	ug/kg dry	10.0	10/20/09 13:03	JLG	9J18007	8270C
Butyl benzyl phthalate	ND	D02	2000	530	ug/kg dry	10.0	10/20/09 13:03	JLG	9J18007	8270C
Caprolactam	ND	D02	2000	850	ug/kg dry	10.0	10/20/09 13:03	JLG	9J18007	8270C
Carbazole	ND	D02	2000	23	ug/kg dry	10.0	10/20/09 13:03	JLG	9J18007	8270C
Chrysene	**280**	D02,J	2000	20	ug/kg dry	10.0	10/20/09 13:03	JLG	9J18007	8270C
Dibenzo(a,h)anthracene	ND	D02	2000	23	ug/kg dry	10.0	10/20/09 13:03	JLG	9J18007	8270C
Dibenzofuran	ND	D02	2000	20	ug/kg dry	10.0	10/20/09 13:03	JLG	9J18007	8270C
Diethyl phthalate	ND	D02	2000	59	ug/kg dry	10.0	10/20/09 13:03	JLG	9J18007	8270C
Dimethyl phthalate	ND	D02	2000	51	ug/kg dry	10.0	10/20/09 13:03	JLG	9J18007	8270C
Di-n-butyl phthalate	ND	D02	2000	680	ug/kg dry	10.0	10/20/09 13:03	JLG	9J18007	8270C
Di-n-octyl phthalate	ND	D02	2000	46	ug/kg dry	10.0	10/20/09 13:03	JLG	9J18007	8270C
Fluoranthene	**540**	D02,J	2000	29	ug/kg dry	10.0	10/20/09 13:03	JLG	9J18007	8270C
Fluorene	ND	D02	2000	45	ug/kg dry	10.0	10/20/09 13:03	JLG	9J18007	8270C
Hexachlorobenzene	ND	D02	2000	98	ug/kg dry	10.0	10/20/09 13:03	JLG	9J18007	8270C
Hexachlorobutadiene	ND	D02	2000	100	ug/kg dry	10.0	10/20/09 13:03	JLG	9J18007	8270C
Hexachlorocyclopentadiene	ND	D02	2000	600	ug/kg dry	10.0	10/20/09 13:03	JLG	9J18007	8270C
Hexachloroethane	ND	D02	2000	150	ug/kg dry	10.0	10/20/09 13:03	JLG	9J18007	8270C
Indeno(1,2,3-cd)pyrene	ND	D02	2000	54	ug/kg dry	10.0	10/20/09 13:03	JLG	9J18007	8270C
Isophorone	ND	D02	2000	98	ug/kg dry	10.0	10/20/09 13:03	JLG	9J18007	8270C
Naphthalene	ND	D02	2000	33	ug/kg dry	10.0	10/20/09 13:03	JLG	9J18007	8270C
Nitrobenzene	ND	D02	2000	87	ug/kg dry	10.0	10/20/09 13:03	JLG	9J18007	8270C
N-Nitrosodi-n-propylamine	ND	D02	2000	160	ug/kg dry	10.0	10/20/09 13:03	JLG	9J18007	8270C
N-Nitrosodiphenylamine	ND	D02,L	2000	110	ug/kg dry	10.0	10/20/09 13:03	JLG	9J18007	8270C
Pentachlorophenol	ND	D02	3800	680	ug/kg dry	10.0	10/20/09 13:03	JLG	9J18007	8270C
Phenanthrene	**470**	D02,J	2000	41	ug/kg dry	10.0	10/20/09 13:03	JLG	9J18007	8270C
Phenol	ND	D02	2000	210	ug/kg dry	10.0	10/20/09 13:03	JLG	9J18007	8270C
Pyrene	**460**	D02,J	2000	13	ug/kg dry	10.0	10/20/09 13:03	JLG	9J18007	8270C
2,4,6-Tribromophenol	*115 %*	*D02*	*Surr Limits: (39-146%)*				*10/20/09 13:03*	*JLG*	*9J18007*	*8270C*
2-Fluorobiphenyl	*80 %*	*D02*	*Surr Limits: (37-120%)*				*10/20/09 13:03*	*JLG*	*9J18007*	*8270C*
2-Fluorophenol	*61 %*	*D02*	*Surr Limits: (18-120%)*				*10/20/09 13:03*	*JLG*	*9J18007*	*8270C*
Nitrobenzene-d5	*61 %*	*D02*	*Surr Limits: (34-132%)*				*10/20/09 13:03*	*JLG*	*9J18007*	*8270C*
Phenol-d5	*65 %*	*D02*	*Surr Limits: (11-120%)*				*10/20/09 13:03*	*JLG*	*9J18007*	*8270C*
p-Terphenyl-d14	*77 %*	*D02*	*Surr Limits: (58-147%)*				*10/20/09 13:03*	*JLG*	*9J18007*	*8270C*
Polychlorinated Biphenyls by EPA Method 8082										
Aroclor 1016	ND	QSU	20	3.8	ug/kg dry	1.00	10/20/09 06:41	JxM	9J18008	8082
Aroclor 1221	ND	QSU	20	3.8	ug/kg dry	1.00	10/20/09 06:41	JxM	9J18008	8082
Aroclor 1232	ND	QSU	20	3.8	ug/kg dry	1.00	10/20/09 06:41	JxM	9J18008	8082
Aroclor 1242	ND	QSU	20	4.2	ug/kg dry	1.00	10/20/09 06:41	JxM	9J18008	8082
Aroclor 1248	ND	QSU	20	3.8	ug/kg dry	1.00	10/20/09 06:41	JxM	9J18008	8082
Aroclor 1254	ND	QSU	20	4.1	ug/kg dry	1.00	10/20/09 06:41	JxM	9J18008	8082
Aroclor 1260	ND	QSU	20	4.1	ug/kg dry	1.00	10/20/09 06:41	JxM	9J18008	8082

Benchmark Environmental & Engineering Science
2558 Hamburg Turnpike, Suite 300
Lackawanna, NY 14218

SDG Number: RSJ0891

Project: Benchmark - Globe site
Project Number: TURN

Received: 10/15/09-10/20/09
Reported: 11/02/09 13:16

Analytical Report

Client ID: SB-24 (4-6) (RSJ1008-01 - Solid) - cont. **Sampled: 10/16/09 09:30** **Recvd: 10/16/09 15:12**

Analyte	Sample Result	Data Qualifiers	RL	MDL	Units	Dil Fac	Date Analyzed	Lab Tech	Batch	Method
Polychlorinated Biphenyls by EPA Method 8082 - cont.										
Decachlorobiphenyl	*76 %*	*QSU*	*Surr Limits: (34-148%)*				*10/20/09 06:41*	*JxM*	*9J18008*	*8082*
Tetrachloro-m-xylene	*104 %*	*QSU*	*Surr Limits: (35-134%)*				*10/20/09 06:41*	*JxM*	*9J18008*	*8082*
Total Metals by SW 846 Series Methods										
Aluminum	**7830**		12.0	NR	mg/kg dry	1.00	10/20/09 20:52	DAN	9J19050	6010B
Antimony	ND		18.0	NR	mg/kg dry	1.00	10/20/09 20:52	DAN	9J19050	6010B
Arsenic	**8.5**		2.4	NR	mg/kg dry	1.00	10/20/09 20:52	DAN	9J19050	6010B
Barium	**126**		0.599	NR	mg/kg dry	1.00	10/20/09 20:52	DAN	9J19050	6010B
Beryllium	**0.471**		0.240	NR	mg/kg dry	1.00	10/20/09 20:52	DAN	9J19050	6010B
Cadmium	**1.52**		0.240	NR	mg/kg dry	1.00	10/20/09 20:52	DAN	9J19050	6010B
Calcium	**33000**		59.9	NR	mg/kg dry	1.00	10/20/09 20:52	DAN	9J19050	6010B
Chromium	**59.8**		0.599	NR	mg/kg dry	1.00	10/20/09 20:52	DAN	9J19050	6010B
Cobalt	**7.44**		0.599	NR	mg/kg dry	1.00	10/20/09 20:52	DAN	9J19050	6010B
Copper	**42.5**		1.2	NR	mg/kg dry	1.00	10/20/09 20:52	DAN	9J19050	6010B
Iron	**16400**		12.0	NR	mg/kg dry	1.00	10/20/09 20:52	DAN	9J19050	6010B
Lead	**34.0**		1.2	NR	mg/kg dry	1.00	10/20/09 20:52	DAN	9J19050	6010B
Magnesium	**17300**		24.0	NR	mg/kg dry	1.00	10/20/09 20:52	DAN	9J19050	6010B
Manganese	**2100**		0.2	NR	mg/kg dry	1.00	10/20/09 20:52	DAN	9J19050	6010B
Nickel	**28.1**		5.99	NR	mg/kg dry	1.00	10/20/09 20:52	DAN	9J19050	6010B
Potassium	**1280**		35.9	NR	mg/kg dry	1.00	10/20/09 20:52	DAN	9J19050	6010B
Selenium	ND		4.8	NR	mg/kg dry	1.00	10/20/09 20:52	DAN	9J19050	6010B
Silver	ND		0.599	NR	mg/kg dry	1.00	10/20/09 20:52	DAN	9J19050	6010B
Sodium	**222**		168	NR	mg/kg dry	1.00	10/20/09 20:52	DAN	9J19050	6010B
Thallium	ND		7.2	NR	mg/kg dry	1.00	10/20/09 20:52	DAN	9J19050	6010B
Vanadium	**16.2**		0.599	NR	mg/kg dry	1.00	10/20/09 20:52	DAN	9J19050	6010B
Zinc	**670**		2.4	NR	mg/kg dry	1.00	10/20/09 20:52	DAN	9J19050	6010B
Mercury	**0.0316**		0.0234	NR	mg/kg dry	1.00	10/20/09 15:45	MXM	9J19064	7471A
General Chemistry Parameters										
Percent Solids	**85**		0.010	NR	%	1.00	10/19/09 14:54	JRR	9J19026	Dry Weight

Benchmark Environmental & Engineering Science
2558 Hamburg Turnpike, Suite 300
Lackawanna, NY 14218

SDG Number: RSJ0891

Project: Benchmark - Globe site
Project Number: TURN

Received: 10/15/09-10/20/09
Reported: 11/02/09 13:16

Analytical Report

Client ID: SB-25 (1-3) (RSJ0991-05 - Solid) — **Sampled: 10/15/09 16:00** — **Recvd: 10/16/09 10:05**

Semivolatile Organics by GC/MS

Analyte	Sample Result	Data Qualifiers	RL	MDL	Units	Dil Fac	Date Analyzed	Lab Tech	Batch	Method
2,4,5-Trichlorophenol	ND	D12	8800	1900	ug/kg dry	50.0	10/20/09 15:54	JLG	9J17040	8270C
2,4,6-Trichlorophenol	ND	D12	8800	580	ug/kg dry	50.0	10/20/09 15:54	JLG	9J17040	8270C
2,4-Dichlorophenol	ND	D12	8800	460	ug/kg dry	50.0	10/20/09 15:54	JLG	9J17040	8270C
2,4-Dimethylphenol	ND	D12	8800	2400	ug/kg dry	50.0	10/20/09 15:54	JLG	9J17040	8270C
2,4-Dinitrophenol	ND	D12	17000	3100	ug/kg dry	50.0	10/20/09 15:54	JLG	9J17040	8270C
2,4-Dinitrotoluene	ND	D12	8800	1400	ug/kg dry	50.0	10/20/09 15:54	JLG	9J17040	8270C
2,6-Dinitrotoluene	ND	D12	8800	2100	ug/kg dry	50.0	10/20/09 15:54	JLG	9J17040	8270C
2-Chloronaphthalene	ND	D12	8800	590	ug/kg dry	50.0	10/20/09 15:54	JLG	9J17040	8270C
2-Chlorophenol	ND	D12	8800	450	ug/kg dry	50.0	10/20/09 15:54	JLG	9J17040	8270C
2-Methylnaphthalene	ND	D12	8800	110	ug/kg dry	50.0	10/20/09 15:54	JLG	9J17040	8270C
2-Methylphenol	ND	D12	8800	270	ug/kg dry	50.0	10/20/09 15:54	JLG	9J17040	8270C
2-Nitroaniline	ND	D12	17000	2800	ug/kg dry	50.0	10/20/09 15:54	JLG	9J17040	8270C
2-Nitrophenol	ND	D12	8800	400	ug/kg dry	50.0	10/20/09 15:54	JLG	9J17040	8270C
3,3'-Dichlorobenzidine	ND	D12	8800	7700	ug/kg dry	50.0	10/20/09 15:54	JLG	9J17040	8270C
3-Nitroaniline	ND	D12	17000	2000	ug/kg dry	50.0	10/20/09 15:54	JLG	9J17040	8270C
4,6-Dinitro-2-methylphenol	ND	D12	17000	3000	ug/kg dry	50.0	10/20/09 15:54	JLG	9J17040	8270C
4-Bromophenyl phenyl ether	ND	D12	8800	2800	ug/kg dry	50.0	10/20/09 15:54	JLG	9J17040	8270C
4-Chloro-3-methylphenol	ND	D12	8800	360	ug/kg dry	50.0	10/20/09 15:54	JLG	9J17040	8270C
4-Chloroaniline	ND	D12	8800	2600	ug/kg dry	50.0	10/20/09 15:54	JLG	9J17040	8270C
4-Chlorophenyl phenyl ether	ND	D12	8800	190	ug/kg dry	50.0	10/20/09 15:54	JLG	9J17040	8270C
4-Methylphenol	ND	D12	8800	490	ug/kg dry	50.0	10/20/09 15:54	JLG	9J17040	8270C
4-Nitroaniline	ND	D12	17000	980	ug/kg dry	50.0	10/20/09 15:54	JLG	9J17040	8270C
4-Nitrophenol	ND	D12	17000	2100	ug/kg dry	50.0	10/20/09 15:54	JLG	9J17040	8270C
Acenaphthene	ND	D12	8800	100	ug/kg dry	50.0	10/20/09 15:54	JLG	9J17040	8270C
Acenaphthylene	ND	D12	8800	72	ug/kg dry	50.0	10/20/09 15:54	JLG	9J17040	8270C
Acetophenone	ND	D12	8800	450	ug/kg dry	50.0	10/20/09 15:54	JLG	9J17040	8270C
Anthracene	ND	D12	8800	220	ug/kg dry	50.0	10/20/09 15:54	JLG	9J17040	8270C
Atrazine	ND	D12,L2	8800	390	ug/kg dry	50.0	10/20/09 15:54	JLG	9J17040	8270C
Benzaldehyde	ND	D12	8800	960	ug/kg dry	50.0	10/20/09 15:54	JLG	9J17040	8270C
Benzo(a)anthracene	ND	D12	8800	150	ug/kg dry	50.0	10/20/09 15:54	JLG	9J17040	8270C
Benzo(a)pyrene	ND	D12	8800	210	ug/kg dry	50.0	10/20/09 15:54	JLG	9J17040	8270C
Benzo(b)fluoranthene	ND	D12	8800	170	ug/kg dry	50.0	10/20/09 15:54	JLG	9J17040	8270C
Benzo(ghi)perylene	ND	D12	8800	110	ug/kg dry	50.0	10/20/09 15:54	JLG	9J17040	8270C
Benzo(k)fluoranthene	ND	D12	8800	96	ug/kg dry	50.0	10/20/09 15:54	JLG	9J17040	8270C
Biphenyl	ND	D12	8800	550	ug/kg dry	50.0	10/20/09 15:54	JLG	9J17040	8270C
Bis(2-chloroethoxy)methane	ND	D12,L2	8800	480	ug/kg dry	50.0	10/20/09 15:54	JLG	9J17040	8270C
Bis(2-chloroethyl)ether	ND	D12	8800	760	ug/kg dry	50.0	10/20/09 15:54	JLG	9J17040	8270C
2,2'-Oxybis(1-Chloropropane)	ND	D12	8800	910	ug/kg dry	50.0	10/20/09 15:54	JLG	9J17040	8270C
Bis(2-ethylhexyl) phthalate	ND	D12	8800	2800	ug/kg dry	50.0	10/20/09 15:54	JLG	9J17040	8270C
Butyl benzyl phthalate	ND	D12	8800	2300	ug/kg dry	50.0	10/20/09 15:54	JLG	9J17040	8270C
Caprolactam	ND	D12	8800	3800	ug/kg dry	50.0	10/20/09 15:54	JLG	9J17040	8270C
Carbazole	ND	D12	8800	100	ug/kg dry	50.0	10/20/09 15:54	JLG	9J17040	8270C
Chrysene	ND	D12	8800	87	ug/kg dry	50.0	10/20/09 15:54	JLG	9J17040	8270C
Dibenzo(a,h)anthracene	ND	D12	8800	100	ug/kg dry	50.0	10/20/09 15:54	JLG	9J17040	8270C
Dibenzofuran	ND	D12	8800	91	ug/kg dry	50.0	10/20/09 15:54	JLG	9J17040	8270C
Diethyl phthalate	ND	D12	8800	260	ug/kg dry	50.0	10/20/09 15:54	JLG	9J17040	8270C

Benchmark Environmental & Engineering Science
2558 Hamburg Turnpike, Suite 300
Lackawanna, NY 14218

SDG Number: RSJ0891

Project: Benchmark - Globe site
Project Number: TURN

Received: 10/15/09-10/20/09
Reported: 11/02/09 13:16

Analytical Report

Analyte	Sample Result	Data Qualifiers	RL	MDL	Units	Dil Fac	Date Analyzed	Lab Tech	Batch	Method
Client ID: SB-25 (1-3) (RSJ0991-05 - Solid) - cont.						**Sampled: 10/15/09 16:00**		**Recvd: 10/16/09 10:05**		
Semivolatile Organics by GC/MS - cont.										
Dimethyl phthalate	ND	D12	8800	230	ug/kg dry	50.0	10/20/09 15:54	JLG	9J17040	8270C
Di-n-butyl phthalate	ND	D12	8800	3000	ug/kg dry	50.0	10/20/09 15:54	JLG	9J17040	8270C
Di-n-octyl phthalate	ND	D12	8800	200	ug/kg dry	50.0	10/20/09 15:54	JLG	9J17040	8270C
Fluoranthene	ND	D12	8800	130	ug/kg dry	50.0	10/20/09 15:54	JLG	9J17040	8270C
Fluorene	ND	D12	8800	200	ug/kg dry	50.0	10/20/09 15:54	JLG	9J17040	8270C
Hexachlorobenzene	ND	D12	8800	430	ug/kg dry	50.0	10/20/09 15:54	JLG	9J17040	8270C
Hexachlorobutadiene	ND	D12	8800	450	ug/kg dry	50.0	10/20/09 15:54	JLG	9J17040	8270C
Hexachlorocyclopentadiene	ND	D12	8800	2600	ug/kg dry	50.0	10/20/09 15:54	JLG	9J17040	8270C
Hexachloroethane	ND	D12	8800	680	ug/kg dry	50.0	10/20/09 15:54	JLG	9J17040	8270C
Indeno(1,2,3-cd)pyrene	ND	D12	8800	240	ug/kg dry	50.0	10/20/09 15:54	JLG	9J17040	8270C
Isophorone	ND	D12	8800	440	ug/kg dry	50.0	10/20/09 15:54	JLG	9J17040	8270C
Naphthalene	ND	D12	8800	150	ug/kg dry	50.0	10/20/09 15:54	JLG	9J17040	8270C
Nitrobenzene	ND	D12	8800	390	ug/kg dry	50.0	10/20/09 15:54	JLG	9J17040	8270C
N-Nitrosodi-n-propylamine	ND	D12	8800	690	ug/kg dry	50.0	10/20/09 15:54	JLG	9J17040	8270C
N-Nitrosodiphenylamine	ND	D12	8800	480	ug/kg dry	50.0	10/20/09 15:54	JLG	9J17040	8270C
Pentachlorophenol	ND	D12	17000	3000	ug/kg dry	50.0	10/20/09 15:54	JLG	9J17040	8270C
Phenanthrene	ND	D12	8800	180	ug/kg dry	50.0	10/20/09 15:54	JLG	9J17040	8270C
Phenol	ND	D12	8800	920	ug/kg dry	50.0	10/20/09 15:54	JLG	9J17040	8270C
Pyrene	ND	D12	8800	57	ug/kg dry	50.0	10/20/09 15:54	JLG	9J17040	8270C
2,4,6-Tribromophenol	*	*D12,Z3*	*Surr Limits: (39-146%)*				*10/20/09 15:54*	*JLG*	*9J17040*	*8270C*
2-Fluorobiphenyl	*79 %*	*D12*	*Surr Limits: (37-120%)*				*10/20/09 15:54*	*JLG*	*9J17040*	*8270C*
2-Fluorophenol	*37 %*	*D12*	*Surr Limits: (18-120%)*				*10/20/09 15:54*	*JLG*	*9J17040*	*8270C*
Nitrobenzene-d5	*68 %*	*D12*	*Surr Limits: (34-132%)*				*10/20/09 15:54*	*JLG*	*9J17040*	*8270C*
Phenol-d5	*52 %*	*D12*	*Surr Limits: (11-120%)*				*10/20/09 15:54*	*JLG*	*9J17040*	*8270C*
p-Terphenyl-d14	*67 %*	*D12*	*Surr Limits: (58-147%)*				*10/20/09 15:54*	*JLG*	*9J17040*	*8270C*
Polychlorinated Biphenyls by EPA Method 8082										
Aroclor 1016	ND	QSU, D08	35	6.8	ug/kg dry	2.00	10/20/09 08:30	JxM	9J17039	8082
Aroclor 1221	ND	QSU, D08	35	6.8	ug/kg dry	2.00	10/20/09 08:30	JxM	9J17039	8082
Aroclor 1232	ND	QSU, D08	35	6.8	ug/kg dry	2.00	10/20/09 08:30	JxM	9J17039	8082
Aroclor 1242	ND	QSU, D08	35	7.5	ug/kg dry	2.00	10/20/09 08:30	JxM	9J17039	8082
Aroclor 1248	ND	QSU, D08	35	6.8	ug/kg dry	2.00	10/20/09 08:30	JxM	9J17039	8082
Aroclor 1254	**170**	QSU, D08	35	7.3	ug/kg dry	2.00	10/20/09 08:30	JxM	9J17039	8082
Aroclor 1260	**140**	QSU, D08	35	7.3	ug/kg dry	2.00	10/20/09 08:30	JxM	9J17039	8082
Decachlorobiphenyl	*52 %*	*QSU, D08*	*Surr Limits: (34-148%)*				*10/20/09 08:30*	*JxM*	*9J17039*	*8082*
Tetrachloro-m-xylene	*63 %*	*QSU, D08*	*Surr Limits: (35-134%)*				*10/20/09 08:30*	*JxM*	*9J17039*	*8082*
Total Metals by SW 846 Series Methods										
Aluminum	**5840**		10.3	NR	mg/kg dry	1.00	10/20/09 20:47	DAN	9J19050	6010B
Antimony	ND		15.4	NR	mg/kg dry	1.00	10/20/09 20:47	DAN	9J19050	6010B
Arsenic	**58.2**		2.1	NR	mg/kg dry	1.00	10/20/09 20:47	DAN	9J19050	6010B
Barium	**304**		0.513	NR	mg/kg dry	1.00	10/20/09 20:47	DAN	9J19050	6010B
Beryllium	**0.580**		0.205	NR	mg/kg dry	1.00	10/20/09 20:47	DAN	9J19050	6010B
Cadmium	**5.67**		0.205	NR	mg/kg dry	1.00	10/20/09 20:47	DAN	9J19050	6010B
Calcium	**40600**		51.3	NR	mg/kg dry	1.00	10/20/09 20:47	DAN	9J19050	6010B
Chromium	**301**		0.513	NR	mg/kg dry	1.00	10/20/09 20:47	DAN	9J19050	6010B
Cobalt	**25.2**		0.513	NR	mg/kg dry	1.00	10/20/09 20:47	DAN	9J19050	6010B

Benchmark Environmental & Engineering Science
2558 Hamburg Turnpike, Suite 300
Lackawanna, NY 14218

SDG Number: RSJ0891

Project: Benchmark - Globe site
Project Number: TURN

Received: 10/15/09-10/20/09
Reported: 11/02/09 13:16

Analytical Report

Analyte	Sample Result	Data Qualifiers	RL	MDL	Units	Dil Fac	Date Analyzed	Lab Tech	Batch	Method
Client ID: SB-25 (1-3) (RSJ0991-05 - Solid) - cont.						**Sampled: 10/15/09 16:00**		**Recvd: 10/16/09 10:05**		
Total Metals by SW 846 Series Methods - cont.										
Copper	**379**		1.0	NR	mg/kg dry	1.00	10/20/09 20:47	DAN	9J19050	6010B
Iron	**60400**	D08	51.3	NR	mg/kg dry	5.00	10/22/09 00:28	DAN	9J19050	6010B
Lead	**113**		1.0	NR	mg/kg dry	1.00	10/20/09 20:47	DAN	9J19050	6010B
Magnesium	**21300**		20.5	NR	mg/kg dry	1.00	10/20/09 20:47	DAN	9J19050	6010B
Manganese	**20400**	D08	4.1	NR	mg/kg dry	20.0	10/22/09 09:45	DAN	9J19050	6010B
Nickel	**151**		5.13	NR	mg/kg dry	1.00	10/20/09 20:47	DAN	9J19050	6010B
Potassium	**707**		30.8	NR	mg/kg dry	1.00	10/20/09 20:47	DAN	9J19050	6010B
Selenium	ND		4.1	NR	mg/kg dry	1.00	10/20/09 20:47	DAN	9J19050	6010B
Silver	**0.843**		0.513	NR	mg/kg dry	1.00	10/20/09 20:47	DAN	9J19050	6010B
Sodium	**351**		144	NR	mg/kg dry	1.00	10/20/09 20:47	DAN	9J19050	6010B
Thallium	ND	D02	30.8	NR	mg/kg dry	5.00	10/22/09 00:28	DAN	9J19050	6010B
Vanadium	**25.8**		0.513	NR	mg/kg dry	1.00	10/20/09 20:47	DAN	9J19050	6010B
Zinc	**2180**	D08	10.3	NR	mg/kg dry	5.00	10/22/09 00:28	DAN	9J19050	6010B
Mercury	**0.0986**		0.0206	NR	mg/kg dry	1.00	10/20/09 15:43	MXM	9J19064	7471A
General Chemistry Parameters										
Percent Solids	**95**		0.010	NR	%	1.00	10/19/09 14:38	JRR	9J19026	Dry Weight

Benchmark Environmental & Engineering Science
2558 Hamburg Turnpike, Suite 300
Lackawanna, NY 14218

SDG Number: RSJ0891

Project: Benchmark - Globe site
Project Number: TURN

Received: 10/15/09-10/20/09
Reported: 11/02/09 13:16

Analytical Report

Client ID: SB-26 (1-3) (RSJ1103-01 - Solid) **Sampled: 10/19/09 09:24** **Recvd: 10/20/09 10:10**

Semivolatile Organics by GC/MS

Analyte	Sample Result	Data Qualifiers	RL	MDL	Units	Dil Fac	Date Analyzed	Lab Tech	Batch	Method
2,4,5-Trichlorophenol	ND	D10	1000	220	ug/kg dry	5.00	10/23/09 21:53	MKP	9J20078	8270C
2,4,6-Trichlorophenol	ND	D10	1000	67	ug/kg dry	5.00	10/23/09 21:53	MKP	9J20078	8270C
2,4-Dichlorophenol	ND	D10	1000	53	ug/kg dry	5.00	10/23/09 21:53	MKP	9J20078	8270C
2,4-Dimethylphenol	ND	D10	1000	270	ug/kg dry	5.00	10/23/09 21:53	MKP	9J20078	8270C
2,4-Dinitrophenol	ND	D10	2000	350	ug/kg dry	5.00	10/23/09 21:53	MKP	9J20078	8270C
2,4-Dinitrotoluene	ND	D10	1000	160	ug/kg dry	5.00	10/23/09 21:53	MKP	9J20078	8270C
2,6-Dinitrotoluene	ND	D10	1000	250	ug/kg dry	5.00	10/23/09 21:53	MKP	9J20078	8270C
2-Chloronaphthalene	ND	D10	1000	68	ug/kg dry	5.00	10/23/09 21:53	MKP	9J20078	8270C
2-Chlorophenol	ND	D10	1000	51	ug/kg dry	5.00	10/23/09 21:53	MKP	9J20078	8270C
2-Methylnaphthalene	ND	D10	1000	12	ug/kg dry	5.00	10/23/09 21:53	MKP	9J20078	8270C
2-Methylphenol	ND	D10	1000	31	ug/kg dry	5.00	10/23/09 21:53	MKP	9J20078	8270C
2-Nitroaniline	ND	D10	2000	320	ug/kg dry	5.00	10/23/09 21:53	MKP	9J20078	8270C
2-Nitrophenol	ND	D10	1000	46	ug/kg dry	5.00	10/23/09 21:53	MKP	9J20078	8270C
3,3'-Dichlorobenzidine	ND	D10	1000	890	ug/kg dry	5.00	10/23/09 21:53	MKP	9J20078	8270C
3-Nitroaniline	ND	D10	2000	230	ug/kg dry	5.00	10/23/09 21:53	MKP	9J20078	8270C
4,6-Dinitro-2-methylphenol	ND	D10	2000	350	ug/kg dry	5.00	10/23/09 21:53	MKP	9J20078	8270C
4-Bromophenyl phenyl ether	ND	D10	1000	320	ug/kg dry	5.00	10/23/09 21:53	MKP	9J20078	8270C
4-Chloro-3-methylphenol	ND	D10	1000	42	ug/kg dry	5.00	10/23/09 21:53	MKP	9J20078	8270C
4-Chloroaniline	ND	D10	1000	300	ug/kg dry	5.00	10/23/09 21:53	MKP	9J20078	8270C
4-Chlorophenyl phenyl ether	ND	D10	1000	22	ug/kg dry	5.00	10/23/09 21:53	MKP	9J20078	8270C
4-Methylphenol	ND	D10	1000	56	ug/kg dry	5.00	10/23/09 21:53	MKP	9J20078	8270C
4-Nitroaniline	ND	D10	2000	110	ug/kg dry	5.00	10/23/09 21:53	MKP	9J20078	8270C
4-Nitrophenol	ND	D10	2000	240	ug/kg dry	5.00	10/23/09 21:53	MKP	9J20078	8270C
Acenaphthene	ND	D10	1000	12	ug/kg dry	5.00	10/23/09 21:53	MKP	9J20078	8270C
Acenaphthylene	ND	D10	1000	8.3	ug/kg dry	5.00	10/23/09 21:53	MKP	9J20078	8270C
Acetophenone	ND	D10	1000	52	ug/kg dry	5.00	10/23/09 21:53	MKP	9J20078	8270C
Anthracene	ND	D10	1000	26	ug/kg dry	5.00	10/23/09 21:53	MKP	9J20078	8270C
Atrazine	ND	D10	1000	45	ug/kg dry	5.00	10/23/09 21:53	MKP	9J20078	8270C
Benzaldehyde	ND	D10	1000	110	ug/kg dry	5.00	10/23/09 21:53	MKP	9J20078	8270C
Benzo(a)anthracene	**120**	D10,J	1000	17	ug/kg dry	5.00	10/23/09 21:53	MKP	9J20078	8270C
Benzo(a)pyrene	**120**	D10,J	1000	24	ug/kg dry	5.00	10/23/09 21:53	MKP	9J20078	8270C
Benzo(b)fluoranthene	**120**	D10,J	1000	20	ug/kg dry	5.00	10/23/09 21:53	MKP	9J20078	8270C
Benzo(ghi)perylene	ND	D10	1000	12	ug/kg dry	5.00	10/23/09 21:53	MKP	9J20078	8270C
Benzo(k)fluoranthene	**64**	D10,J	1000	11	ug/kg dry	5.00	10/23/09 21:53	MKP	9J20078	8270C
Biphenyl	ND	D10	1000	63	ug/kg dry	5.00	10/23/09 21:53	MKP	9J20078	8270C
Bis(2-chloroethoxy)methane	ND	D10	1000	55	ug/kg dry	5.00	10/23/09 21:53	MKP	9J20078	8270C
Bis(2-chloroethyl)ether	ND	D10	1000	87	ug/kg dry	5.00	10/23/09 21:53	MKP	9J20078	8270C
2,2'-Oxybis(1-Chloropropane)	ND	D10	1000	110	ug/kg dry	5.00	10/23/09 21:53	MKP	9J20078	8270C
Bis(2-ethylhexyl) phthalate	ND	D10	1000	330	ug/kg dry	5.00	10/23/09 21:53	MKP	9J20078	8270C
Butyl benzyl phthalate	ND	D10	1000	270	ug/kg dry	5.00	10/23/09 21:53	MKP	9J20078	8270C
Caprolactam	ND	D10	1000	440	ug/kg dry	5.00	10/23/09 21:53	MKP	9J20078	8270C
Carbazole	ND	D10	1000	12	ug/kg dry	5.00	10/23/09 21:53	MKP	9J20078	8270C
Chrysene	**100**	D10,J	1000	10	ug/kg dry	5.00	10/23/09 21:53	MKP	9J20078	8270C
Dibenzo(a,h)anthracene	ND	D10	1000	12	ug/kg dry	5.00	10/23/09 21:53	MKP	9J20078	8270C
Dibenzofuran	ND	D10	1000	11	ug/kg dry	5.00	10/23/09 21:53	MKP	9J20078	8270C

Benchmark Environmental & Engineering Science
2558 Hamburg Turnpike, Suite 300
Lackawanna, NY 14218

SDG Number: RSJ0891

Project: Benchmark - Globe site
Project Number: TURN

Received: 10/15/09-10/20/09
Reported: 11/02/09 13:16

Analytical Report

Client ID: SB-26 (1-3) (RSJ1103-01 - Solid) - cont. **Sampled: 10/19/09 09:24** **Recvd: 10/20/09 10:10**

Analyte	Sample Result	Data Qualifiers	RL	MDL	Units	Dil Fac	Date Analyzed	Lab Tech	Batch	Method
Semivolatile Organics by GC/MS - cont.										
Diethyl phthalate	ND	D10	1000	31	ug/kg dry	5.00	10/23/09 21:53	MKP	9J20078	8270C
Dimethyl phthalate	ND	D10	1000	26	ug/kg dry	5.00	10/23/09 21:53	MKP	9J20078	8270C
Di-n-butyl phthalate	ND	D10	1000	350	ug/kg dry	5.00	10/23/09 21:53	MKP	9J20078	8270C
Di-n-octyl phthalate	ND	D10	1000	24	ug/kg dry	5.00	10/23/09 21:53	MKP	9J20078	8270C
Fluoranthene	**150**	D10,J	1000	15	ug/kg dry	5.00	10/23/09 21:53	MKP	9J20078	8270C
Fluorene	ND	D10	1000	23	ug/kg dry	5.00	10/23/09 21:53	MKP	9J20078	8270C
Hexachlorobenzene	ND	D10	1000	50	ug/kg dry	5.00	10/23/09 21:53	MKP	9J20078	8270C
Hexachlorobutadiene	ND	D10	1000	52	ug/kg dry	5.00	10/23/09 21:53	MKP	9J20078	8270C
Hexachlorocyclopentadiene	ND	D10	1000	310	ug/kg dry	5.00	10/23/09 21:53	MKP	9J20078	8270C
Hexachloroethane	ND	D10	1000	78	ug/kg dry	5.00	10/23/09 21:53	MKP	9J20078	8270C
Indeno(1,2,3-cd)pyrene	ND	D10	1000	28	ug/kg dry	5.00	10/23/09 21:53	MKP	9J20078	8270C
Isophorone	ND	D10	1000	51	ug/kg dry	5.00	10/23/09 21:53	MKP	9J20078	8270C
Naphthalene	ND	D10	1000	17	ug/kg dry	5.00	10/23/09 21:53	MKP	9J20078	8270C
Nitrobenzene	ND	D10	1000	45	ug/kg dry	5.00	10/23/09 21:53	MKP	9J20078	8270C
N-Nitrosodi-n-propylamine	ND	D10	1000	80	ug/kg dry	5.00	10/23/09 21:53	MKP	9J20078	8270C
N-Nitrosodiphenylamine	ND	D10,L	1000	55	ug/kg dry	5.00	10/23/09 21:53	MKP	9J20078	8270C
Pentachlorophenol	ND	D10	2000	350	ug/kg dry	5.00	10/23/09 21:53	MKP	9J20078	8270C
Phenanthrene	**130**	D10,J	1000	21	ug/kg dry	5.00	10/23/09 21:53	MKP	9J20078	8270C
Phenol	ND	D10	1000	110	ug/kg dry	5.00	10/23/09 21:53	MKP	9J20078	8270C
Pyrene	**150**	D10,J	1000	6.5	ug/kg dry	5.00	10/23/09 21:53	MKP	9J20078	8270C
2,4,6-Tribromophenol	*70 %*	*D10*	*Surr Limits: (39-146%)*				*10/23/09 21:53*	*MKP*	*9J20078*	*8270C*
2-Fluorobiphenyl	*83 %*	*D10*	*Surr Limits: (37-120%)*				*10/23/09 21:53*	*MKP*	*9J20078*	*8270C*
2-Fluorophenol	*63 %*	*D10*	*Surr Limits: (18-120%)*				*10/23/09 21:53*	*MKP*	*9J20078*	*8270C*
Nitrobenzene-d5	*78 %*	*D10*	*Surr Limits: (34-132%)*				*10/23/09 21:53*	*MKP*	*9J20078*	*8270C*
Phenol-d5	*71 %*	*D10*	*Surr Limits: (11-120%)*				*10/23/09 21:53*	*MKP*	*9J20078*	*8270C*
p-Terphenyl-d14	*81 %*	*D10*	*Surr Limits: (58-147%)*				*10/23/09 21:53*	*MKP*	*9J20078*	*8270C*
Polychlorinated Biphenyls by EPA Method 8082										
Aroclor 1016	ND		20	3.9	ug/kg dry	1.00	10/22/09 06:56	tch	9J20081	8082
Aroclor 1221	ND		20	3.9	ug/kg dry	1.00	10/22/09 06:56	tch	9J20081	8082
Aroclor 1232	ND		20	3.9	ug/kg dry	1.00	10/22/09 06:56	tch	9J20081	8082
Aroclor 1242	ND		20	4.4	ug/kg dry	1.00	10/22/09 06:56	tch	9J20081	8082
Aroclor 1248	ND		20	3.9	ug/kg dry	1.00	10/22/09 06:56	tch	9J20081	8082
Aroclor 1254	ND		20	4.2	ug/kg dry	1.00	10/22/09 06:56	tch	9J20081	8082
Aroclor 1260	ND		20	4.2	ug/kg dry	1.00	10/22/09 06:56	tch	9J20081	8082
Decachlorobiphenyl	*99 %*		*Surr Limits: (34-148%)*				*10/22/09 06:56*	*tch*	*9J20081*	*8082*
Tetrachloro-m-xylene	*79 %*		*Surr Limits: (35-134%)*				*10/22/09 06:56*	*tch*	*9J20081*	*8082*
Total Metals by SW 846 Series Methods										
Aluminum	**17500**		12.6	NR	mg/kg dry	1.00	10/22/09 07:43	DAN	9J21022	6010B
Antimony	ND		18.9	NR	mg/kg dry	1.00	10/22/09 07:43	DAN	9J21022	6010B
Arsenic	**5.0**		2.5	NR	mg/kg dry	1.00	10/22/09 07:43	DAN	9J21022	6010B
Barium	**107**		0.631	NR	mg/kg dry	1.00	10/22/09 07:43	DAN	9J21022	6010B
Beryllium	**0.746**		0.252	NR	mg/kg dry	1.00	10/22/09 07:43	DAN	9J21022	6010B
Cadmium	**0.382**		0.252	NR	mg/kg dry	1.00	10/22/09 07:43	DAN	9J21022	6010B
Calcium	**5850**		63.1	NR	mg/kg dry	1.00	10/22/09 07:43	DAN	9J21022	6010B
Chromium	**21.3**		0.631	NR	mg/kg dry	1.00	10/22/09 07:43	DAN	9J21022	6010B

Benchmark Environmental & Engineering Science
2558 Hamburg Turnpike, Suite 300
Lackawanna, NY 14218

SDG Number: RSJ0891

Project: Benchmark - Globe site
Project Number: TURN

Received: 10/15/09-10/20/09
Reported: 11/02/09 13:16

Analytical Report

Analyte	Sample Result	Data Qualifiers	RL	MDL	Units	Dil Fac	Date Analyzed	Lab Tech	Batch	Method
Client ID: SB-26 (1-3) (RSJ1103-01 - Solid) - cont.						**Sampled: 10/19/09 09:24**		**Recvd: 10/20/09 10:10**		
Total Metals by SW 846 Series Methods - cont.										
Cobalt	**9.65**		0.631	NR	mg/kg dry	1.00	10/22/09 07:43	DAN	9J21022	6010B
Copper	**22.2**		1.3	NR	mg/kg dry	1.00	10/22/09 07:43	DAN	9J21022	6010B
Iron	**21500**		12.6	NR	mg/kg dry	1.00	10/22/09 07:43	DAN	9J21022	6010B
Lead	**9.9**		1.3	NR	mg/kg dry	1.00	10/22/09 07:43	DAN	9J21022	6010B
Magnesium	**12300**		25.2	NR	mg/kg dry	1.00	10/22/09 07:43	DAN	9J21022	6010B
Manganese	**569**		0.3	NR	mg/kg dry	1.00	10/22/09 07:43	DAN	9J21022	6010B
Nickel	**25.3**		6.31	NR	mg/kg dry	1.00	10/22/09 07:43	DAN	9J21022	6010B
Potassium	**1580**		37.9	NR	mg/kg dry	1.00	10/22/09 07:43	DAN	9J21022	6010B
Selenium	ND		5.0	NR	mg/kg dry	1.00	10/22/09 07:43	DAN	9J21022	6010B
Silver	ND		0.631	NR	mg/kg dry	1.00	10/22/09 07:43	DAN	9J21022	6010B
Sodium	ND		177	NR	mg/kg dry	1.00	10/22/09 07:43	DAN	9J21022	6010B
Thallium	ND		7.6	NR	mg/kg dry	1.00	10/22/09 07:43	DAN	9J21022	6010B
Vanadium	**23.4**		0.631	NR	mg/kg dry	1.00	10/22/09 07:43	DAN	9J21022	6010B
Zinc	**130**		2.5	NR	mg/kg dry	1.00	10/22/09 07:43	DAN	9J21022	6010B
Mercury	ND		0.0241	NR	mg/kg dry	1.00	10/24/09 17:59	MXM	9J23054	7471A
General Chemistry Parameters										
Percent Solids	**83**		0.010	NR	%	1.00	10/22/09 15:44	JRR	9J22037	Dry Weight

Benchmark Environmental & Engineering Science
2558 Hamburg Turnpike, Suite 300
Lackawanna, NY 14218

SDG Number: RSJ0891

Project: Benchmark - Globe site
Project Number: TURN

Received: 10/15/09-10/20/09
Reported: 11/02/09 13:16

Analytical Report

Client ID: SB-27A (1-3) (RSJ1103-02 - Solid) **Sampled: 10/19/09 11:55** **Recvd: 10/20/09 10:10**

Semivolatile Organics by GC/MS

Analyte	Sample Result	Data Qualifiers	RL	MDL	Units	Dil Fac	Date Analyzed	Lab Tech	Batch	Method
2,4,5-Trichlorophenol	ND	D10	1800	390	ug/kg dry	10.0	10/23/09 22:18	MKP	9J20078	8270C
2,4,6-Trichlorophenol	ND	D10	1800	120	ug/kg dry	10.0	10/23/09 22:18	MKP	9J20078	8270C
2,4-Dichlorophenol	ND	D10	1800	94	ug/kg dry	10.0	10/23/09 22:18	MKP	9J20078	8270C
2,4-Dimethylphenol	ND	D10	1800	490	ug/kg dry	10.0	10/23/09 22:18	MKP	9J20078	8270C
2,4-Dinitrophenol	ND	D10	3500	630	ug/kg dry	10.0	10/23/09 22:18	MKP	9J20078	8270C
2,4-Dinitrotoluene	ND	D10	1800	280	ug/kg dry	10.0	10/23/09 22:18	MKP	9J20078	8270C
2,6-Dinitrotoluene	ND	D10	1800	440	ug/kg dry	10.0	10/23/09 22:18	MKP	9J20078	8270C
2-Chloronaphthalene	ND	D10	1800	120	ug/kg dry	10.0	10/23/09 22:18	MKP	9J20078	8270C
2-Chlorophenol	ND	D10	1800	92	ug/kg dry	10.0	10/23/09 22:18	MKP	9J20078	8270C
2-Methylnaphthalene	ND	D10	1800	22	ug/kg dry	10.0	10/23/09 22:18	MKP	9J20078	8270C
2-Methylphenol	ND	D10	1800	55	ug/kg dry	10.0	10/23/09 22:18	MKP	9J20078	8270C
2-Nitroaniline	ND	D10	3500	580	ug/kg dry	10.0	10/23/09 22:18	MKP	9J20078	8270C
2-Nitrophenol	ND	D10	1800	82	ug/kg dry	10.0	10/23/09 22:18	MKP	9J20078	8270C
3,3'-Dichlorobenzidine	ND	D10	1800	1600	ug/kg dry	10.0	10/23/09 22:18	MKP	9J20078	8270C
3-Nitroaniline	ND	D10	3500	410	ug/kg dry	10.0	10/23/09 22:18	MKP	9J20078	8270C
4,6-Dinitro-2-methylphenol	ND	D10	3500	620	ug/kg dry	10.0	10/23/09 22:18	MKP	9J20078	8270C
4-Bromophenyl phenyl ether	ND	D10	1800	570	ug/kg dry	10.0	10/23/09 22:18	MKP	9J20078	8270C
4-Chloro-3-methylphenol	ND	D10	1800	74	ug/kg dry	10.0	10/23/09 22:18	MKP	9J20078	8270C
4-Chloroaniline	ND	D10	1800	530	ug/kg dry	10.0	10/23/09 22:18	MKP	9J20078	8270C
4-Chlorophenyl phenyl ether	ND	D10	1800	38	ug/kg dry	10.0	10/23/09 22:18	MKP	9J20078	8270C
4-Methylphenol	ND	D10	1800	100	ug/kg dry	10.0	10/23/09 22:18	MKP	9J20078	8270C
4-Nitroaniline	ND	D10	3500	200	ug/kg dry	10.0	10/23/09 22:18	MKP	9J20078	8270C
4-Nitrophenol	ND	D10	3500	440	ug/kg dry	10.0	10/23/09 22:18	MKP	9J20078	8270C
Acenaphthene	**75**	D10,J	1800	21	ug/kg dry	10.0	10/23/09 22:18	MKP	9J20078	8270C
Acenaphthylene	ND	D10	1800	15	ug/kg dry	10.0	10/23/09 22:18	MKP	9J20078	8270C
Acetophenone	ND	D10	1800	92	ug/kg dry	10.0	10/23/09 22:18	MKP	9J20078	8270C
Anthracene	**160**	D10,J	1800	46	ug/kg dry	10.0	10/23/09 22:18	MKP	9J20078	8270C
Atrazine	ND	D10	1800	80	ug/kg dry	10.0	10/23/09 22:18	MKP	9J20078	8270C
Benzaldehyde	ND	D10	1800	200	ug/kg dry	10.0	10/23/09 22:18	MKP	9J20078	8270C
Benzo(a)anthracene	**410**	D10,J	1800	31	ug/kg dry	10.0	10/23/09 22:18	MKP	9J20078	8270C
Benzo(a)pyrene	**360**	D10,J	1800	43	ug/kg dry	10.0	10/23/09 22:18	MKP	9J20078	8270C
Benzo(b)fluoranthene	**490**	D10,J	1800	35	ug/kg dry	10.0	10/23/09 22:18	MKP	9J20078	8270C
Benzo(ghi)perylene	**240**	D10,J	1800	22	ug/kg dry	10.0	10/23/09 22:18	MKP	9J20078	8270C
Benzo(k)fluoranthene	**160**	D10,J	1800	20	ug/kg dry	10.0	10/23/09 22:18	MKP	9J20078	8270C
Biphenyl	ND	D10	1800	110	ug/kg dry	10.0	10/23/09 22:18	MKP	9J20078	8270C
Bis(2-chloroethoxy)methane	ND	D10	1800	98	ug/kg dry	10.0	10/23/09 22:18	MKP	9J20078	8270C
Bis(2-chloroethyl)ether	ND	D10	1800	160	ug/kg dry	10.0	10/23/09 22:18	MKP	9J20078	8270C
2,2'-Oxybis(1-Chloropropane)	ND	D10	1800	190	ug/kg dry	10.0	10/23/09 22:18	MKP	9J20078	8270C
Bis(2-ethylhexyl) phthalate	ND	D10	1800	580	ug/kg dry	10.0	10/23/09 22:18	MKP	9J20078	8270C
Butyl benzyl phthalate	ND	D10	1800	480	ug/kg dry	10.0	10/23/09 22:18	MKP	9J20078	8270C
Caprolactam	ND	D10	1800	780	ug/kg dry	10.0	10/23/09 22:18	MKP	9J20078	8270C
Carbazole	**85**	D10,J	1800	21	ug/kg dry	10.0	10/23/09 22:18	MKP	9J20078	8270C
Chrysene	**420**	D10,J	1800	18	ug/kg dry	10.0	10/23/09 22:18	MKP	9J20078	8270C
Dibenzo(a,h)anthracene	ND	D10	1800	21	ug/kg dry	10.0	10/23/09 22:18	MKP	9J20078	8270C
Dibenzofuran	ND	D10	1800	19	ug/kg dry	10.0	10/23/09 22:18	MKP	9J20078	8270C

Benchmark Environmental & Engineering Science
2558 Hamburg Turnpike, Suite 300
Lackawanna, NY 14218

SDG Number: RSJ0891

Project: Benchmark - Globe site
Project Number: TURN

Received: 10/15/09-10/20/09
Reported: 11/02/09 13:16

Analytical Report

Analyte	Sample Result	Data Qualifiers	RL	MDL	Units	Dil Fac	Date Analyzed	Lab Tech	Batch	Method
Client ID: SB-27A (1-3) (RSJ1103-02 - Solid) - cont.							**Sampled: 10/19/09 11:55**		**Recvd: 10/20/09 10:10**	
Semivolatile Organics by GC/MS - cont.										
Diethyl phthalate	ND	D10	1800	54	ug/kg dry	10.0	10/23/09 22:18	MKP	9J20078	8270C
Dimethyl phthalate	ND	D10	1800	47	ug/kg dry	10.0	10/23/09 22:18	MKP	9J20078	8270C
Di-n-butyl phthalate	ND	D10	1800	620	ug/kg dry	10.0	10/23/09 22:18	MKP	9J20078	8270C
Di-n-octyl phthalate	ND	D10	1800	42	ug/kg dry	10.0	10/23/09 22:18	MKP	9J20078	8270C
Fluoranthene	**860**	D10,J	1800	26	ug/kg dry	10.0	10/23/09 22:18	MKP	9J20078	8270C
Fluorene	ND	D10	1800	41	ug/kg dry	10.0	10/23/09 22:18	MKP	9J20078	8270C
Hexachlorobenzene	ND	D10	1800	89	ug/kg dry	10.0	10/23/09 22:18	MKP	9J20078	8270C
Hexachlorobutadiene	ND	D10	1800	92	ug/kg dry	10.0	10/23/09 22:18	MKP	9J20078	8270C
Hexachlorocyclopentadiene	ND	D10	1800	540	ug/kg dry	10.0	10/23/09 22:18	MKP	9J20078	8270C
Hexachloroethane	ND	D10	1800	140	ug/kg dry	10.0	10/23/09 22:18	MKP	9J20078	8270C
Indeno(1,2,3-cd)pyrene	**180**	D10,J	1800	50	ug/kg dry	10.0	10/23/09 22:18	MKP	9J20078	8270C
Isophorone	ND	D10	1800	90	ug/kg dry	10.0	10/23/09 22:18	MKP	9J20078	8270C
Naphthalene	ND	D10	1800	30	ug/kg dry	10.0	10/23/09 22:18	MKP	9J20078	8270C
Nitrobenzene	ND	D10	1800	80	ug/kg dry	10.0	10/23/09 22:18	MKP	9J20078	8270C
N-Nitrosodi-n-propylamine	ND	D10	1800	140	ug/kg dry	10.0	10/23/09 22:18	MKP	9J20078	8270C
N-Nitrosodiphenylamine	ND	D10,L	1800	98	ug/kg dry	10.0	10/23/09 22:18	MKP	9J20078	8270C
Pentachlorophenol	ND	D10	3500	620	ug/kg dry	10.0	10/23/09 22:18	MKP	9J20078	8270C
Phenanthrene	**760**	D10,J	1800	38	ug/kg dry	10.0	10/23/09 22:18	MKP	9J20078	8270C
Phenol	ND	D10	1800	190	ug/kg dry	10.0	10/23/09 22:18	MKP	9J20078	8270C
Pyrene	**740**	D10,J	1800	12	ug/kg dry	10.0	10/23/09 22:18	MKP	9J20078	8270C
2,4,6-Tribromophenol	*68 %*	*D10*	*Surr Limits: (39-146%)*				*10/23/09 22:18*	*MKP*	*9J20078*	*8270C*
2-Fluorobiphenyl	*95 %*	*D10*	*Surr Limits: (37-120%)*				*10/23/09 22:18*	*MKP*	*9J20078*	*8270C*
2-Fluorophenol	*71 %*	*D10*	*Surr Limits: (18-120%)*				*10/23/09 22:18*	*MKP*	*9J20078*	*8270C*
Nitrobenzene-d5	*88 %*	*D10*	*Surr Limits: (34-132%)*				*10/23/09 22:18*	*MKP*	*9J20078*	*8270C*
Phenol-d5	*82 %*	*D10*	*Surr Limits: (11-120%)*				*10/23/09 22:18*	*MKP*	*9J20078*	*8270C*
p-Terphenyl-d14	*88 %*	*D10*	*Surr Limits: (58-147%)*				*10/23/09 22:18*	*MKP*	*9J20078*	*8270C*
Polychlorinated Biphenyls by EPA Method 8082										
Aroclor 1016	ND		18	3.5	ug/kg dry	1.00	10/22/09 07:11	tch	9J20081	8082
Aroclor 1221	ND		18	3.5	ug/kg dry	1.00	10/22/09 07:11	tch	9J20081	8082
Aroclor 1232	ND		18	3.5	ug/kg dry	1.00	10/22/09 07:11	tch	9J20081	8082
Aroclor 1242	ND		18	3.9	ug/kg dry	1.00	10/22/09 07:11	tch	9J20081	8082
Aroclor 1248	ND		18	3.5	ug/kg dry	1.00	10/22/09 07:11	tch	9J20081	8082
Aroclor 1254	ND		18	3.8	ug/kg dry	1.00	10/22/09 07:11	tch	9J20081	8082
Aroclor 1260	ND		18	3.8	ug/kg dry	1.00	10/22/09 07:11	tch	9J20081	8082
Decachlorobiphenyl	*121 %*		*Surr Limits: (34-148%)*				*10/22/09 07:11*	*tch*	*9J20081*	*8082*
Tetrachloro-m-xylene	*99 %*		*Surr Limits: (35-134%)*				*10/22/09 07:11*	*tch*	*9J20081*	*8082*
Total Metals by SW 846 Series Methods										
Aluminum	**10000**		10.8	NR	mg/kg dry	1.00	10/22/09 07:48	DAN	9J21022	6010B
Antimony	ND		16.2	NR	mg/kg dry	1.00	10/22/09 07:48	DAN	9J21022	6010B
Arsenic	**4.4**		2.2	NR	mg/kg dry	1.00	10/22/09 07:48	DAN	9J21022	6010B
Barium	**64.0**		0.542	NR	mg/kg dry	1.00	10/22/09 07:48	DAN	9J21022	6010B
Beryllium	**0.445**		0.217	NR	mg/kg dry	1.00	10/22/09 07:48	DAN	9J21022	6010B
Cadmium	**0.390**		0.217	NR	mg/kg dry	1.00	10/22/09 07:48	DAN	9J21022	6010B
Calcium	**44000**		54.2	NR	mg/kg dry	1.00	10/22/09 07:48	DAN	9J21022	6010B
Chromium	**84.9**		0.542	NR	mg/kg dry	1.00	10/22/09 07:48	DAN	9J21022	6010B

Benchmark Environmental & Engineering Science
2558 Hamburg Turnpike, Suite 300
Lackawanna, NY 14218

SDG Number: RSJ0891

Project: Benchmark - Globe site
Project Number: TURN

Received: 10/15/09-10/20/09
Reported: 11/02/09 13:16

Analytical Report

Analyte	Sample Result	Data Qualifiers	RL	MDL	Units	Dil Fac	Date Analyzed	Lab Tech	Batch	Method
Client ID: SB-27A (1-3) (RSJ1103-02 - Solid) - cont.						**Sampled: 10/19/09 11:55**		**Recvd: 10/20/09 10:10**		
Total Metals by SW 846 Series Methods - cont.										
Cobalt	**7.92**		0.542	NR	mg/kg dry	1.00	10/22/09 07:48	DAN	9J21022	6010B
Copper	**22.0**		1.1	NR	mg/kg dry	1.00	10/22/09 07:48	DAN	9J21022	6010B
Iron	**15600**		10.8	NR	mg/kg dry	1.00	10/22/09 07:48	DAN	9J21022	6010B
Lead	**38.4**		1.1	NR	mg/kg dry	1.00	10/22/09 07:48	DAN	9J21022	6010B
Magnesium	**16600**		21.7	NR	mg/kg dry	1.00	10/22/09 07:48	DAN	9J21022	6010B
Manganese	**719**		0.2	NR	mg/kg dry	1.00	10/22/09 07:48	DAN	9J21022	6010B
Nickel	**19.8**		5.42	NR	mg/kg dry	1.00	10/22/09 07:48	DAN	9J21022	6010B
Potassium	**1140**		32.5	NR	mg/kg dry	1.00	10/22/09 07:48	DAN	9J21022	6010B
Selenium	ND		4.3	NR	mg/kg dry	1.00	10/22/09 07:48	DAN	9J21022	6010B
Silver	ND		0.542	NR	mg/kg dry	1.00	10/22/09 07:48	DAN	9J21022	6010B
Sodium	ND		152	NR	mg/kg dry	1.00	10/22/09 07:48	DAN	9J21022	6010B
Thallium	ND		6.5	NR	mg/kg dry	1.00	10/22/09 07:48	DAN	9J21022	6010B
Vanadium	**20.4**		0.542	NR	mg/kg dry	1.00	10/22/09 07:48	DAN	9J21022	6010B
Zinc	**126**		2.2	NR	mg/kg dry	1.00	10/22/09 07:48	DAN	9J21022	6010B
Mercury	**0.0638**		0.0226	NR	mg/kg dry	1.00	10/24/09 18:00	MXM	9J23054	7471A
General Chemistry Parameters										
Percent Solids	**92**		0.010	NR	%	1.00	10/22/09 15:46	JRR	9J22037	Dry Weight

Benchmark Environmental & Engineering Science
2558 Hamburg Turnpike, Suite 300
Lackawanna, NY 14218

SDG Number: RSJ0891

Project: Benchmark - Globe site
Project Number: TURN

Received: 10/15/09-10/20/09
Reported: 11/02/09 13:16

Analytical Report

Client ID: SB-28 (6-8) (RSJ1103-03 - Solid) — **Sampled: 10/19/09 13:30** — **Recvd: 10/20/09 10:10**

Volatile Organic Compounds by EPA 8260B

Analyte	Sample Result	Data Qualifiers	RL	MDL	Units	Dil Fac	Date Analyzed	Lab Tech	Batch	Method
1,1,1-Trichloroethane	ND		5.1	0.37	ug/kg dry	1.00	10/21/09 01:17	CDC	9J20107	8260B
1,1,2,2-Tetrachloroethane	ND		5.1	0.83	ug/kg dry	1.00	10/21/09 01:17	CDC	9J20107	8260B
1,1,2-Trichloroethane	ND		5.1	0.26	ug/kg dry	1.00	10/21/09 01:17	CDC	9J20107	8260B
1,1,2-Trichloro-1,2,2-trifluoroethane	ND		5.1	2.5	ug/kg dry	1.00	10/21/09 01:17	CDC	9J20107	8260B
1,1-Dichloroethane	ND		5.1	0.25	ug/kg dry	1.00	10/21/09 01:17	CDC	9J20107	8260B
1,1-Dichloroethene	ND		5.1	0.62	ug/kg dry	1.00	10/21/09 01:17	CDC	9J20107	8260B
1,2,4-Trichlorobenzene	ND		5.1	0.31	ug/kg dry	1.00	10/21/09 01:17	CDC	9J20107	8260B
1,2,4-Trimethylbenzene	ND		5.1	0.37	ug/kg dry	1.00	10/21/09 01:17	CDC	9J20107	8260B
1,2-Dibromo-3-chloropropane	ND		5.1	2.5	ug/kg dry	1.00	10/21/09 01:17	CDC	9J20107	8260B
1,2-Dibromoethane	ND		5.1	0.19	ug/kg dry	1.00	10/21/09 01:17	CDC	9J20107	8260B
1,2-Dichlorobenzene	ND		5.1	0.40	ug/kg dry	1.00	10/21/09 01:17	CDC	9J20107	8260B
1,2-Dichloroethane	ND		5.1	0.26	ug/kg dry	1.00	10/21/09 01:17	CDC	9J20107	8260B
1,2-Dichloropropane	ND		5.1	2.5	ug/kg dry	1.00	10/21/09 01:17	CDC	9J20107	8260B
1,3,5-Trimethylbenzene	ND		5.1	0.33	ug/kg dry	1.00	10/21/09 01:17	CDC	9J20107	8260B
1,3-Dichlorobenzene	ND		5.1	0.26	ug/kg dry	1.00	10/21/09 01:17	CDC	9J20107	8260B
1,4-Dichlorobenzene	**1.4**	B, J	5.1	0.71	ug/kg dry	1.00	10/21/09 01:17	CDC	9J20107	8260B
2-Butanone	ND		25	1.9	ug/kg dry	1.00	10/21/09 01:17	CDC	9J20107	8260B
2-Hexanone	ND		25	1.8	ug/kg dry	1.00	10/21/09 01:17	CDC	9J20107	8260B
p-Cymene	ND		5.1	0.41	ug/kg dry	1.00	10/21/09 01:17	CDC	9J20107	8260B
4-Methyl-2-pentanone	ND		25	1.7	ug/kg dry	1.00	10/21/09 01:17	CDC	9J20107	8260B
Acetone	ND		25	1.1	ug/kg dry	1.00	10/21/09 01:17	CDC	9J20107	8260B
Benzene	ND		5.1	0.25	ug/kg dry	1.00	10/21/09 01:17	CDC	9J20107	8260B
Bromodichloromethane	ND		5.1	0.26	ug/kg dry	1.00	10/21/09 01:17	CDC	9J20107	8260B
Bromoform	ND		5.1	2.5	ug/kg dry	1.00	10/21/09 01:17	CDC	9J20107	8260B
Bromomethane	ND		5.1	1.1	ug/kg dry	1.00	10/21/09 01:17	CDC	9J20107	8260B
Carbon disulfide	ND		5.1	0.44	ug/kg dry	1.00	10/21/09 01:17	CDC	9J20107	8260B
Carbon Tetrachloride	ND		5.1	0.49	ug/kg dry	1.00	10/21/09 01:17	CDC	9J20107	8260B
Chlorobenzene	ND		5.1	0.67	ug/kg dry	1.00	10/21/09 01:17	CDC	9J20107	8260B
Dibromochloromethane	ND		5.1	0.28	ug/kg dry	1.00	10/21/09 01:17	CDC	9J20107	8260B
Chloroethane	ND		5.1	2.1	ug/kg dry	1.00	10/21/09 01:17	CDC	9J20107	8260B
Chloroform	ND		5.1	0.31	ug/kg dry	1.00	10/21/09 01:17	CDC	9J20107	8260B
Chloromethane	ND		5.1	0.31	ug/kg dry	1.00	10/21/09 01:17	CDC	9J20107	8260B
cis-1,2-Dichloroethene	ND		5.1	0.25	ug/kg dry	1.00	10/21/09 01:17	CDC	9J20107	8260B
cis-1,3-Dichloropropene	ND		5.1	0.29	ug/kg dry	1.00	10/21/09 01:17	CDC	9J20107	8260B
Cyclohexane	ND		5.1	0.23	ug/kg dry	1.00	10/21/09 01:17	CDC	9J20107	8260B
Dichlorodifluoromethane	ND		5.1	0.42	ug/kg dry	1.00	10/21/09 01:17	CDC	9J20107	8260B
Ethylbenzene	ND		5.1	0.35	ug/kg dry	1.00	10/21/09 01:17	CDC	9J20107	8260B
Isopropylbenzene	ND		5.1	0.77	ug/kg dry	1.00	10/21/09 01:17	CDC	9J20107	8260B
Methyl Acetate	ND		5.1	0.28	ug/kg dry	1.00	10/21/09 01:17	CDC	9J20107	8260B
Methyl-t-Butyl Ether (MTBE)	ND		5.1	0.50	ug/kg dry	1.00	10/21/09 01:17	CDC	9J20107	8260B
Methylcyclohexane	ND		5.1	0.33	ug/kg dry	1.00	10/21/09 01:17	CDC	9J20107	8260B
Methylene Chloride	**4.9**	J	5.1	1.0	ug/kg dry	1.00	10/21/09 01:17	CDC	9J20107	8260B
m-Xylene & p-Xylene	ND		10	0.85	ug/kg dry	1.00	10/21/09 01:17	CDC	9J20107	8260B
n-Butylbenzene	ND		5.1	0.44	ug/kg dry	1.00	10/21/09 01:17	CDC	9J20107	8260B
n-Propylbenzene	ND		5.1	0.41	ug/kg dry	1.00	10/21/09 01:17	CDC	9J20107	8260B
o-Xylene	ND		5.1	0.66	ug/kg dry	1.00	10/21/09 01:17	CDC	9J20107	8260B
sec-Butylbenzene	ND		5.1	0.44	ug/kg dry	1.00	10/21/09 01:17	CDC	9J20107	8260B
Styrene	ND		5.1	0.25	ug/kg dry	1.00	10/21/09 01:17	CDC	9J20107	8260B

Benchmark Environmental & Engineering Science
2558 Hamburg Turnpike, Suite 300
Lackawanna, NY 14218

SDG Number: RSJ0891

Project: Benchmark - Globe site
Project Number: TURN

Received: 10/15/09-10/20/09
Reported: 11/02/09 13:16

Analytical Report

Client ID: SB-28 (6-8) (RSJ1103-03 - Solid) - cont. **Sampled: 10/19/09 13:30** **Recvd: 10/20/09 10:10**

Analyte	Sample Result	Data Qualifiers	RL	MDL	Units	Dil Fac	Date Analyzed	Lab Tech	Batch	Method
Volatile Organic Compounds by EPA 8260B - cont.										
Tetrachloroethene	ND		5.1	0.68	ug/kg dry	1.00	10/21/09 01:17	CDC	9J20107	8260B
Toluene	ND		5.1	0.38	ug/kg dry	1.00	10/21/09 01:17	CDC	9J20107	8260B
trans-1,2-Dichloroethene	ND		5.1	0.53	ug/kg dry	1.00	10/21/09 01:17	CDC	9J20107	8260B
trans-1,3-Dichloropropene	ND		5.1	0.25	ug/kg dry	1.00	10/21/09 01:17	CDC	9J20107	8260B
Trichloroethene	ND		5.1	0.35	ug/kg dry	1.00	10/21/09 01:17	CDC	9J20107	8260B
Trichlorofluoromethane	ND		5.1	0.48	ug/kg dry	1.00	10/21/09 01:17	CDC	9J20107	8260B
Vinyl chloride	ND		10	0.62	ug/kg dry	1.00	10/21/09 01:17	CDC	9J20107	8260B
Xylenes, total	ND		10	0.85	ug/kg dry	1.00	10/21/09 01:17	CDC	9J20107	8260B
1,2-Dichloroethane-d4	*114 %*		*Surr Limits: (64-126%)*				*10/21/09 01:17*	*CDC*	*9J20107*	*8260B*
4-Bromofluorobenzene	*125 %*		*Surr Limits: (72-126%)*				*10/21/09 01:17*	*CDC*	*9J20107*	*8260B*
Toluene-d8	*125 %*		*Surr Limits: (71-125%)*				*10/21/09 01:17*	*CDC*	*9J20107*	*8260B*
Semivolatile Organics by GC/MS										
2,4,5-Trichlorophenol	ND		170	37	ug/kg dry	1.00	10/23/09 22:42	MKP	9J20078	8270C
2,4,6-Trichlorophenol	ND		170	11	ug/kg dry	1.00	10/23/09 22:42	MKP	9J20078	8270C
2,4-Dichlorophenol	ND		170	9.0	ug/kg dry	1.00	10/23/09 22:42	MKP	9J20078	8270C
2,4-Dimethylphenol	ND		170	46	ug/kg dry	1.00	10/23/09 22:42	MKP	9J20078	8270C
2,4-Dinitrophenol	ND		340	60	ug/kg dry	1.00	10/23/09 22:42	MKP	9J20078	8270C
2,4-Dinitrotoluene	ND		170	27	ug/kg dry	1.00	10/23/09 22:42	MKP	9J20078	8270C
2,6-Dinitrotoluene	ND		170	42	ug/kg dry	1.00	10/23/09 22:42	MKP	9J20078	8270C
2-Chloronaphthalene	ND		170	12	ug/kg dry	1.00	10/23/09 22:42	MKP	9J20078	8270C
2-Chlorophenol	ND		170	8.7	ug/kg dry	1.00	10/23/09 22:42	MKP	9J20078	8270C
2-Methylnaphthalene	ND		170	2.1	ug/kg dry	1.00	10/23/09 22:42	MKP	9J20078	8270C
2-Methylphenol	ND		170	5.3	ug/kg dry	1.00	10/23/09 22:42	MKP	9J20078	8270C
2-Nitroaniline	ND		340	55	ug/kg dry	1.00	10/23/09 22:42	MKP	9J20078	8270C
2-Nitrophenol	ND		170	7.8	ug/kg dry	1.00	10/23/09 22:42	MKP	9J20078	8270C
3,3'-Dichlorobenzidine	ND		170	150	ug/kg dry	1.00	10/23/09 22:42	MKP	9J20078	8270C
3-Nitroaniline	ND		340	39	ug/kg dry	1.00	10/23/09 22:42	MKP	9J20078	8270C
4,6-Dinitro-2-methylphenol	ND		340	59	ug/kg dry	1.00	10/23/09 22:42	MKP	9J20078	8270C
4-Bromophenyl phenyl ether	ND		170	55	ug/kg dry	1.00	10/23/09 22:42	MKP	9J20078	8270C
4-Chloro-3-methylphenol	ND		170	7.1	ug/kg dry	1.00	10/23/09 22:42	MKP	9J20078	8270C
4-Chloroaniline	ND		170	50	ug/kg dry	1.00	10/23/09 22:42	MKP	9J20078	8270C
4-Chlorophenyl phenyl ether	ND		170	3.7	ug/kg dry	1.00	10/23/09 22:42	MKP	9J20078	8270C
4-Methylphenol	ND		170	9.5	ug/kg dry	1.00	10/23/09 22:42	MKP	9J20078	8270C
4-Nitroaniline	ND		340	19	ug/kg dry	1.00	10/23/09 22:42	MKP	9J20078	8270C
4-Nitrophenol	ND		340	42	ug/kg dry	1.00	10/23/09 22:42	MKP	9J20078	8270C
Acenaphthene	ND		170	2.0	ug/kg dry	1.00	10/23/09 22:42	MKP	9J20078	8270C
Acenaphthylene	ND		170	1.4	ug/kg dry	1.00	10/23/09 22:42	MKP	9J20078	8270C
Acetophenone	ND		170	8.8	ug/kg dry	1.00	10/23/09 22:42	MKP	9J20078	8270C
Anthracene	ND		170	4.4	ug/kg dry	1.00	10/23/09 22:42	MKP	9J20078	8270C
Atrazine	ND		170	7.6	ug/kg dry	1.00	10/23/09 22:42	MKP	9J20078	8270C
Benzaldehyde	ND		170	19	ug/kg dry	1.00	10/23/09 22:42	MKP	9J20078	8270C
Benzo(a)anthracene	ND		170	3.0	ug/kg dry	1.00	10/23/09 22:42	MKP	9J20078	8270C
Benzo(a)pyrene	ND		170	4.1	ug/kg dry	1.00	10/23/09 22:42	MKP	9J20078	8270C
Benzo(b)fluoranthene	ND		170	3.3	ug/kg dry	1.00	10/23/09 22:42	MKP	9J20078	8270C
Benzo(ghi)perylene	ND		170	2.1	ug/kg dry	1.00	10/23/09 22:42	MKP	9J20078	8270C
Benzo(k)fluoranthene	ND		170	1.9	ug/kg dry	1.00	10/23/09 22:42	MKP	9J20078	8270C

Benchmark Environmental & Engineering Science
2558 Hamburg Turnpike, Suite 300
Lackawanna, NY 14218

SDG Number: RSJ0891

Project: Benchmark - Globe site
Project Number: TURN

Received: 10/15/09-10/20/09
Reported: 11/02/09 13:16

Analytical Report

Client ID: SB-28 (6-8) (RSJ1103-03 - Solid) - cont. **Sampled: 10/19/09 13:30** **Recvd: 10/20/09 10:10**

Analyte	Sample Result	Data Qualifiers	RL	MDL	Units	Dil Fac	Date Analyzed	Lab Tech	Batch	Method
Semivolatile Organics by GC/MS - cont.										
Biphenyl	ND		170	11	ug/kg dry	1.00	10/23/09 22:42	MKP	9J20078	8270C
Bis(2-chloroethoxy)methane	ND		170	9.3	ug/kg dry	1.00	10/23/09 22:42	MKP	9J20078	8270C
Bis(2-chloroethyl)ether	ND		170	15	ug/kg dry	1.00	10/23/09 22:42	MKP	9J20078	8270C
2,2'-Oxybis(1-Chloropropane)	ND		170	18	ug/kg dry	1.00	10/23/09 22:42	MKP	9J20078	8270C
Bis(2-ethylhexyl) phthalate	**67**	J	170	55	ug/kg dry	1.00	10/23/09 22:42	MKP	9J20078	8270C
Butyl benzyl phthalate	ND		170	46	ug/kg dry	1.00	10/23/09 22:42	MKP	9J20078	8270C
Caprolactam	ND		170	74	ug/kg dry	1.00	10/23/09 22:42	MKP	9J20078	8270C
Carbazole	ND		170	2.0	ug/kg dry	1.00	10/23/09 22:42	MKP	9J20078	8270C
Chrysene	ND		170	1.7	ug/kg dry	1.00	10/23/09 22:42	MKP	9J20078	8270C
Dibenzo(a,h)anthracene	ND		170	2.0	ug/kg dry	1.00	10/23/09 22:42	MKP	9J20078	8270C
Dibenzofuran	ND		170	1.8	ug/kg dry	1.00	10/23/09 22:42	MKP	9J20078	8270C
Diethyl phthalate	ND		170	5.2	ug/kg dry	1.00	10/23/09 22:42	MKP	9J20078	8270C
Dimethyl phthalate	ND		170	4.5	ug/kg dry	1.00	10/23/09 22:42	MKP	9J20078	8270C
Di-n-butyl phthalate	ND		170	59	ug/kg dry	1.00	10/23/09 22:42	MKP	9J20078	8270C
Di-n-octyl phthalate	ND		170	4.0	ug/kg dry	1.00	10/23/09 22:42	MKP	9J20078	8270C
Fluoranthene	ND		170	2.5	ug/kg dry	1.00	10/23/09 22:42	MKP	9J20078	8270C
Fluorene	ND		170	3.9	ug/kg dry	1.00	10/23/09 22:42	MKP	9J20078	8270C
Hexachlorobenzene	ND		170	8.5	ug/kg dry	1.00	10/23/09 22:42	MKP	9J20078	8270C
Hexachlorobutadiene	ND		170	8.8	ug/kg dry	1.00	10/23/09 22:42	MKP	9J20078	8270C
Hexachlorocyclopentadiene	ND		170	52	ug/kg dry	1.00	10/23/09 22:42	MKP	9J20078	8270C
Hexachloroethane	ND		170	13	ug/kg dry	1.00	10/23/09 22:42	MKP	9J20078	8270C
Indeno(1,2,3-cd)pyrene	ND		170	4.7	ug/kg dry	1.00	10/23/09 22:42	MKP	9J20078	8270C
Isophorone	ND		170	8.6	ug/kg dry	1.00	10/23/09 22:42	MKP	9J20078	8270C
Naphthalene	ND		170	2.9	ug/kg dry	1.00	10/23/09 22:42	MKP	9J20078	8270C
Nitrobenzene	ND		170	7.6	ug/kg dry	1.00	10/23/09 22:42	MKP	9J20078	8270C
N-Nitrosodi-n-propylamine	ND		170	14	ug/kg dry	1.00	10/23/09 22:42	MKP	9J20078	8270C
N-Nitrosodiphenylamine	ND	L	170	9.4	ug/kg dry	1.00	10/23/09 22:42	MKP	9J20078	8270C
Pentachlorophenol	ND		340	59	ug/kg dry	1.00	10/23/09 22:42	MKP	9J20078	8270C
Phenanthrene	ND		170	3.6	ug/kg dry	1.00	10/23/09 22:42	MKP	9J20078	8270C
Phenol	ND		170	18	ug/kg dry	1.00	10/23/09 22:42	MKP	9J20078	8270C
Pyrene	ND		170	1.1	ug/kg dry	1.00	10/23/09 22:42	MKP	9J20078	8270C
2,4,6-Tribromophenol	*84 %*		*Surr Limits: (39-146%)*				*10/23/09 22:42*	*MKP*	*9J20078*	*8270C*
2-Fluorobiphenyl	*87 %*		*Surr Limits: (37-120%)*				*10/23/09 22:42*	*MKP*	*9J20078*	*8270C*
2-Fluorophenol	*62 %*		*Surr Limits: (18-120%)*				*10/23/09 22:42*	*MKP*	*9J20078*	*8270C*
Nitrobenzene-d5	*78 %*		*Surr Limits: (34-132%)*				*10/23/09 22:42*	*MKP*	*9J20078*	*8270C*
Phenol-d5	*68 %*		*Surr Limits: (11-120%)*				*10/23/09 22:42*	*MKP*	*9J20078*	*8270C*
p-Terphenyl-d14	*88 %*		*Surr Limits: (58-147%)*				*10/23/09 22:42*	*MKP*	*9J20078*	*8270C*
Polychlorinated Biphenyls by EPA Method 8082										
Aroclor 1016	ND		17	3.3	ug/kg dry	1.00	10/22/09 07:25	tch	9J20081	8082
Aroclor 1221	ND		17	3.3	ug/kg dry	1.00	10/22/09 07:25	tch	9J20081	8082
Aroclor 1232	ND		17	3.3	ug/kg dry	1.00	10/22/09 07:25	tch	9J20081	8082
Aroclor 1242	ND		17	3.7	ug/kg dry	1.00	10/22/09 07:25	tch	9J20081	8082
Aroclor 1248	ND		17	3.3	ug/kg dry	1.00	10/22/09 07:25	tch	9J20081	8082
Aroclor 1254	ND		17	3.6	ug/kg dry	1.00	10/22/09 07:25	tch	9J20081	8082
Aroclor 1260	ND		17	3.6	ug/kg dry	1.00	10/22/09 07:25	tch	9J20081	8082

Benchmark Environmental & Engineering Science
2558 Hamburg Turnpike, Suite 300
Lackawanna, NY 14218

SDG Number: RSJ0891

Project: Benchmark - Globe site
Project Number: TURN

Received: 10/15/09-10/20/09
Reported: 11/02/09 13:16

Analytical Report

Client ID: SB-28 (6-8) (RSJ1103-03 - Solid) - cont. **Sampled: 10/19/09 13:30** **Recvd: 10/20/09 10:10**

Analyte	Sample Result	Data Qualifiers	RL	MDL	Units	Dil Fac	Date Analyzed	Lab Tech	Batch	Method
Polychlorinated Biphenyls by EPA Method 8082 - cont.										
Decachlorobiphenyl	*97 %*		*Surr Limits: (34-148%)*				*10/22/09 07:25*	*tch*	*9J20081*	*8082*
Tetrachloro-m-xylene	*85 %*		*Surr Limits: (35-134%)*				*10/22/09 07:25*	*tch*	*9J20081*	*8082*
Total Metals by SW 846 Series Methods										
Aluminum	**2790**		9.8	NR	mg/kg dry	1.00	10/22/09 07:53	DAN	9J21022	6010B
Antimony	ND		14.7	NR	mg/kg dry	1.00	10/22/09 07:53	DAN	9J21022	6010B
Arsenic	**2.4**		2.0	NR	mg/kg dry	1.00	10/22/09 07:53	DAN	9J21022	6010B
Barium	**12.0**		0.490	NR	mg/kg dry	1.00	10/22/09 07:53	DAN	9J21022	6010B
Beryllium	**0.226**		0.196	NR	mg/kg dry	1.00	10/22/09 07:53	DAN	9J21022	6010B
Cadmium	**0.747**		0.196	NR	mg/kg dry	1.00	10/22/09 07:53	DAN	9J21022	6010B
Calcium	**199000**	D08	490	NR	mg/kg dry	10.0	10/22/09 18:27	AMH	9J21022	6010B
Chromium	**3.93**		0.490	NR	mg/kg dry	1.00	10/22/09 07:53	DAN	9J21022	6010B
Cobalt	**2.24**		0.490	NR	mg/kg dry	1.00	10/22/09 07:53	DAN	9J21022	6010B
Copper	**6.2**		1.0	NR	mg/kg dry	1.00	10/22/09 07:53	DAN	9J21022	6010B
Iron	**6720**		9.8	NR	mg/kg dry	1.00	10/22/09 07:53	DAN	9J21022	6010B
Lead	**144**		1.0	NR	mg/kg dry	1.00	10/22/09 07:53	DAN	9J21022	6010B
Magnesium	**120000**	D08	196	NR	mg/kg dry	10.0	10/22/09 18:27	AMH	9J21022	6010B
Manganese	**461**		0.2	NR	mg/kg dry	1.00	10/22/09 07:53	DAN	9J21022	6010B
Nickel	**4.95**		4.90	NR	mg/kg dry	1.00	10/22/09 07:53	DAN	9J21022	6010B
Potassium	**842**		29.4	NR	mg/kg dry	1.00	10/22/09 07:53	DAN	9J21022	6010B
Selenium	ND		3.9	NR	mg/kg dry	1.00	10/22/09 07:53	DAN	9J21022	6010B
Silver	ND		0.490	NR	mg/kg dry	1.00	10/22/09 07:53	DAN	9J21022	6010B
Sodium	**213**		137	NR	mg/kg dry	1.00	10/22/09 07:53	DAN	9J21022	6010B
Thallium	ND		5.9	NR	mg/kg dry	1.00	10/22/09 07:53	DAN	9J21022	6010B
Vanadium	**7.67**		0.490	NR	mg/kg dry	1.00	10/22/09 07:53	DAN	9J21022	6010B
Zinc	**262**		2.0	NR	mg/kg dry	1.00	10/22/09 07:53	DAN	9J21022	6010B
Mercury	ND		0.0194	NR	mg/kg dry	1.00	10/24/09 18:02	MXM	9J23054	7471A
General Chemistry Parameters										
Percent Solids	**97**		0.010	NR	%	1.00	10/22/09 15:48	JRR	9J22037	Dry Weight

Benchmark Environmental & Engineering Science
2558 Hamburg Turnpike, Suite 300
Lackawanna, NY 14218

SDG Number: RSJ0891

Project: Benchmark - Globe site
Project Number: TURN

Received: 10/15/09-10/20/09
Reported: 11/02/09 13:16

Analytical Report

Client ID: SB-29 (4-6) (RSJ1008-03 - Solid) — **Sampled: 10/16/09 12:20** — **Recvd: 10/16/09 15:12**

Volatile Organic Compounds by EPA 8260B

Analyte	Sample Result	Data Qualifiers	RL	MDL	Units	Dil Fac	Date Analyzed	Lab Tech	Batch	Method
1,1,1-Trichloroethane	ND		5.6	0.41	ug/kg dry	1.00	10/20/09 08:42	CDC	9J19115	8260B
1,1,2,2-Tetrachloroethane	ND		5.6	0.91	ug/kg dry	1.00	10/20/09 08:42	CDC	9J19115	8260B
1,1,2-Trichloroethane	ND		5.6	0.28	ug/kg dry	1.00	10/20/09 08:42	CDC	9J19115	8260B
1,1,2-Trichloro-1,2,2-trifluoroethane	ND		5.6	2.8	ug/kg dry	1.00	10/20/09 08:42	CDC	9J19115	8260B
1,1-Dichloroethane	ND		5.6	0.28	ug/kg dry	1.00	10/20/09 08:42	CDC	9J19115	8260B
1,1-Dichloroethene	ND		5.6	0.69	ug/kg dry	1.00	10/20/09 08:42	CDC	9J19115	8260B
1,2,4-Trichlorobenzene	ND		5.6	0.34	ug/kg dry	1.00	10/20/09 08:42	CDC	9J19115	8260B
1,2,4-Trimethylbenzene	ND		5.6	0.41	ug/kg dry	1.00	10/20/09 08:42	CDC	9J19115	8260B
1,2-Dibromo-3-chloropropane	ND		5.6	2.8	ug/kg dry	1.00	10/20/09 08:42	CDC	9J19115	8260B
1,2-Dibromoethane	ND		5.6	0.21	ug/kg dry	1.00	10/20/09 08:42	CDC	9J19115	8260B
1,2-Dichlorobenzene	ND		5.6	0.44	ug/kg dry	1.00	10/20/09 08:42	CDC	9J19115	8260B
1,2-Dichloroethane	ND		5.6	0.28	ug/kg dry	1.00	10/20/09 08:42	CDC	9J19115	8260B
1,2-Dichloropropane	ND		5.6	2.8	ug/kg dry	1.00	10/20/09 08:42	CDC	9J19115	8260B
1,3,5-Trimethylbenzene	ND		5.6	0.36	ug/kg dry	1.00	10/20/09 08:42	CDC	9J19115	8260B
1,3-Dichlorobenzene	ND		5.6	0.29	ug/kg dry	1.00	10/20/09 08:42	CDC	9J19115	8260B
1,4-Dichlorobenzene	ND		5.6	0.79	ug/kg dry	1.00	10/20/09 08:42	CDC	9J19115	8260B
2-Butanone	ND		28	2.1	ug/kg dry	1.00	10/20/09 08:42	CDC	9J19115	8260B
2-Hexanone	ND		28	2.0	ug/kg dry	1.00	10/20/09 08:42	CDC	9J19115	8260B
p-Cymene	ND		5.6	0.45	ug/kg dry	1.00	10/20/09 08:42	CDC	9J19115	8260B
4-Methyl-2-pentanone	ND		28	1.8	ug/kg dry	1.00	10/20/09 08:42	CDC	9J19115	8260B
Acetone	**16**	J	28	1.2	ug/kg dry	1.00	10/20/09 08:42	CDC	9J19115	8260B
Benzene	ND		5.6	0.28	ug/kg dry	1.00	10/20/09 08:42	CDC	9J19115	8260B
Bromodichloromethane	ND		5.6	0.29	ug/kg dry	1.00	10/20/09 08:42	CDC	9J19115	8260B
Bromoform	ND		5.6	2.8	ug/kg dry	1.00	10/20/09 08:42	CDC	9J19115	8260B
Bromomethane	ND		5.6	1.3	ug/kg dry	1.00	10/20/09 08:42	CDC	9J19115	8260B
Carbon disulfide	**1.5**	J	5.6	0.48	ug/kg dry	1.00	10/20/09 08:42	CDC	9J19115	8260B
Carbon Tetrachloride	ND		5.6	0.55	ug/kg dry	1.00	10/20/09 08:42	CDC	9J19115	8260B
Chlorobenzene	ND		5.6	0.74	ug/kg dry	1.00	10/20/09 08:42	CDC	9J19115	8260B
Dibromochloromethane	ND		5.6	0.31	ug/kg dry	1.00	10/20/09 08:42	CDC	9J19115	8260B
Chloroethane	ND		5.6	2.3	ug/kg dry	1.00	10/20/09 08:42	CDC	9J19115	8260B
Chloroform	ND		5.6	0.35	ug/kg dry	1.00	10/20/09 08:42	CDC	9J19115	8260B
Chloromethane	ND		5.6	0.34	ug/kg dry	1.00	10/20/09 08:42	CDC	9J19115	8260B
cis-1,2-Dichloroethene	ND		5.6	0.28	ug/kg dry	1.00	10/20/09 08:42	CDC	9J19115	8260B
cis-1,3-Dichloropropene	ND		5.6	0.32	ug/kg dry	1.00	10/20/09 08:42	CDC	9J19115	8260B
Cyclohexane	ND		5.6	0.26	ug/kg dry	1.00	10/20/09 08:42	CDC	9J19115	8260B
Dichlorodifluoromethane	ND		5.6	0.47	ug/kg dry	1.00	10/20/09 08:42	CDC	9J19115	8260B
Ethylbenzene	ND		5.6	0.39	ug/kg dry	1.00	10/20/09 08:42	CDC	9J19115	8260B
Isopropylbenzene	ND		5.6	0.85	ug/kg dry	1.00	10/20/09 08:42	CDC	9J19115	8260B
Methyl Acetate	ND		5.6	0.31	ug/kg dry	1.00	10/20/09 08:42	CDC	9J19115	8260B
Methyl-t-Butyl Ether (MTBE)	ND		5.6	0.55	ug/kg dry	1.00	10/20/09 08:42	CDC	9J19115	8260B
Methylcyclohexane	ND		5.6	0.36	ug/kg dry	1.00	10/20/09 08:42	CDC	9J19115	8260B
Methylene Chloride	**6.3**	B	5.6	1.1	ug/kg dry	1.00	10/20/09 08:42	CDC	9J19115	8260B
m-Xylene & p-Xylene	ND		11	0.95	ug/kg dry	1.00	10/20/09 08:42	CDC	9J19115	8260B
n-Butylbenzene	ND		5.6	0.49	ug/kg dry	1.00	10/20/09 08:42	CDC	9J19115	8260B
n-Propylbenzene	ND		5.6	0.45	ug/kg dry	1.00	10/20/09 08:42	CDC	9J19115	8260B
o-Xylene	ND		5.6	0.74	ug/kg dry	1.00	10/20/09 08:42	CDC	9J19115	8260B
sec-Butylbenzene	ND		5.6	0.49	ug/kg dry	1.00	10/20/09 08:42	CDC	9J19115	8260B
Styrene	ND		5.6	0.28	ug/kg dry	1.00	10/20/09 08:42	CDC	9J19115	8260B

Benchmark Environmental & Engineering Science
2558 Hamburg Turnpike, Suite 300
Lackawanna, NY 14218

SDG Number: RSJ0891

Project: Benchmark - Globe site
Project Number: TURN

Received: 10/15/09-10/20/09
Reported: 11/02/09 13:16

Analytical Report

Client ID: SB-29 (4-6) (RSJ1008-03 - Solid) - cont. **Sampled: 10/16/09 12:20** **Recvd: 10/16/09 15:12**

Analyte	Sample Result	Data Qualifiers	RL	MDL	Units	Dil Fac	Date Analyzed	Lab Tech	Batch	Method
Volatile Organic Compounds by EPA 8260B - cont.										
Tetrachloroethene	ND		5.6	0.76	ug/kg dry	1.00	10/20/09 08:42	CDC	9J19115	8260B
Toluene	ND		5.6	0.43	ug/kg dry	1.00	10/20/09 08:42	CDC	9J19115	8260B
trans-1,2-Dichloroethene	ND		5.6	0.58	ug/kg dry	1.00	10/20/09 08:42	CDC	9J19115	8260B
trans-1,3-Dichloropropene	ND		5.6	0.28	ug/kg dry	1.00	10/20/09 08:42	CDC	9J19115	8260B
Trichloroethene	ND		5.6	0.39	ug/kg dry	1.00	10/20/09 08:42	CDC	9J19115	8260B
Trichlorofluoromethane	ND		5.6	0.53	ug/kg dry	1.00	10/20/09 08:42	CDC	9J19115	8260B
Vinyl chloride	ND		11	0.69	ug/kg dry	1.00	10/20/09 08:42	CDC	9J19115	8260B
Xylenes, total	ND		11	0.95	ug/kg dry	1.00	10/20/09 08:42	CDC	9J19115	8260B
1,2-Dichloroethane-d4	*105 %*		*Surr Limits: (64-126%)*				*10/20/09 08:42*	*CDC*	*9J19115*	*8260B*
4-Bromofluorobenzene	*114 %*		*Surr Limits: (72-126%)*				*10/20/09 08:42*	*CDC*	*9J19115*	*8260B*
Toluene-d8	*119 %*		*Surr Limits: (71-125%)*				*10/20/09 08:42*	*CDC*	*9J19115*	*8260B*
Semivolatile Organics by GC/MS										
2,4,5-Trichlorophenol	ND		200	43	ug/kg dry	1.00	10/20/09 13:50	JLG	9J18007	8270C
2,4,6-Trichlorophenol	ND		200	13	ug/kg dry	1.00	10/20/09 13:50	JLG	9J18007	8270C
2,4-Dichlorophenol	ND		200	10	ug/kg dry	1.00	10/20/09 13:50	JLG	9J18007	8270C
2,4-Dimethylphenol	ND		200	53	ug/kg dry	1.00	10/20/09 13:50	JLG	9J18007	8270C
2,4-Dinitrophenol	ND		380	69	ug/kg dry	1.00	10/20/09 13:50	JLG	9J18007	8270C
2,4-Dinitrotoluene	ND		200	30	ug/kg dry	1.00	10/20/09 13:50	JLG	9J18007	8270C
2,6-Dinitrotoluene	ND		200	48	ug/kg dry	1.00	10/20/09 13:50	JLG	9J18007	8270C
2-Chloronaphthalene	ND		200	13	ug/kg dry	1.00	10/20/09 13:50	JLG	9J18007	8270C
2-Chlorophenol	ND		200	10	ug/kg dry	1.00	10/20/09 13:50	JLG	9J18007	8270C
2-Methylnaphthalene	ND		200	2.4	ug/kg dry	1.00	10/20/09 13:50	JLG	9J18007	8270C
2-Methylphenol	ND		200	6.0	ug/kg dry	1.00	10/20/09 13:50	JLG	9J18007	8270C
2-Nitroaniline	ND		380	63	ug/kg dry	1.00	10/20/09 13:50	JLG	9J18007	8270C
2-Nitrophenol	ND		200	9.0	ug/kg dry	1.00	10/20/09 13:50	JLG	9J18007	8270C
3,3'-Dichlorobenzidine	ND		200	170	ug/kg dry	1.00	10/20/09 13:50	JLG	9J18007	8270C
3-Nitroaniline	ND		380	45	ug/kg dry	1.00	10/20/09 13:50	JLG	9J18007	8270C
4,6-Dinitro-2-methylphenol	ND		380	68	ug/kg dry	1.00	10/20/09 13:50	JLG	9J18007	8270C
4-Bromophenyl phenyl ether	ND		200	63	ug/kg dry	1.00	10/20/09 13:50	JLG	9J18007	8270C
4-Chloro-3-methylphenol	ND		200	8.1	ug/kg dry	1.00	10/20/09 13:50	JLG	9J18007	8270C
4-Chloroaniline	ND		200	58	ug/kg dry	1.00	10/20/09 13:50	JLG	9J18007	8270C
4-Chlorophenyl phenyl ether	ND		200	4.2	ug/kg dry	1.00	10/20/09 13:50	JLG	9J18007	8270C
4-Methylphenol	ND		200	11	ug/kg dry	1.00	10/20/09 13:50	JLG	9J18007	8270C
4-Nitroaniline	ND		380	22	ug/kg dry	1.00	10/20/09 13:50	JLG	9J18007	8270C
4-Nitrophenol	ND		380	48	ug/kg dry	1.00	10/20/09 13:50	JLG	9J18007	8270C
Acenaphthene	ND		200	2.3	ug/kg dry	1.00	10/20/09 13:50	JLG	9J18007	8270C
Acenaphthylene	ND		200	1.6	ug/kg dry	1.00	10/20/09 13:50	JLG	9J18007	8270C
Acetophenone	ND		200	10	ug/kg dry	1.00	10/20/09 13:50	JLG	9J18007	8270C
Anthracene	ND		200	5.0	ug/kg dry	1.00	10/20/09 13:50	JLG	9J18007	8270C
Atrazine	ND	L2	200	8.7	ug/kg dry	1.00	10/20/09 13:50	JLG	9J18007	8270C
Benzaldehyde	ND		200	22	ug/kg dry	1.00	10/20/09 13:50	JLG	9J18007	8270C
Benzo(a)anthracene	ND		200	3.4	ug/kg dry	1.00	10/20/09 13:50	JLG	9J18007	8270C
Benzo(a)pyrene	ND		200	4.7	ug/kg dry	1.00	10/20/09 13:50	JLG	9J18007	8270C
Benzo(b)fluoranthene	ND		200	3.8	ug/kg dry	1.00	10/20/09 13:50	JLG	9J18007	8270C
Benzo(ghi)perylene	ND		200	2.4	ug/kg dry	1.00	10/20/09 13:50	JLG	9J18007	8270C
Benzo(k)fluoranthene	ND		200	2.2	ug/kg dry	1.00	10/20/09 13:50	JLG	9J18007	8270C

Benchmark Environmental & Engineering Science
2558 Hamburg Turnpike, Suite 300
Lackawanna, NY 14218

SDG Number: RSJ0891

Project: Benchmark - Globe site
Project Number: TURN

Received: 10/15/09-10/20/09
Reported: 11/02/09 13:16

Analytical Report

Client ID: SB-29 (4-6) (RSJ1008-03 - Solid) - cont. **Sampled: 10/16/09 12:20** **Recvd: 10/16/09 15:12**

Analyte	Sample Result	Data Qualifiers	RL	MDL	Units	Dil Fac	Date Analyzed	Lab Tech	Batch	Method
Semivolatile Organics by GC/MS - cont.										
Biphenyl	ND		200	12	ug/kg dry	1.00	10/20/09 13:50	JLG	9J18007	8270C
Bis(2-chloroethoxy)methane	ND		200	11	ug/kg dry	1.00	10/20/09 13:50	JLG	9J18007	8270C
Bis(2-chloroethyl)ether	ND		200	17	ug/kg dry	1.00	10/20/09 13:50	JLG	9J18007	8270C
2,2'-Oxybis(1-Chloropropane)	ND		200	21	ug/kg dry	1.00	10/20/09 13:50	JLG	9J18007	8270C
Bis(2-ethylhexyl) phthalate	**88**	J	200	63	ug/kg dry	1.00	10/20/09 13:50	JLG	9J18007	8270C
Butyl benzyl phthalate	ND		200	53	ug/kg dry	1.00	10/20/09 13:50	JLG	9J18007	8270C
Caprolactam	ND		200	85	ug/kg dry	1.00	10/20/09 13:50	JLG	9J18007	8270C
Carbazole	ND		200	2.3	ug/kg dry	1.00	10/20/09 13:50	JLG	9J18007	8270C
Chrysene	ND		200	2.0	ug/kg dry	1.00	10/20/09 13:50	JLG	9J18007	8270C
Dibenzo(a,h)anthracene	ND		200	2.3	ug/kg dry	1.00	10/20/09 13:50	JLG	9J18007	8270C
Dibenzofuran	ND		200	2.0	ug/kg dry	1.00	10/20/09 13:50	JLG	9J18007	8270C
Diethyl phthalate	ND		200	5.9	ug/kg dry	1.00	10/20/09 13:50	JLG	9J18007	8270C
Dimethyl phthalate	ND		200	5.1	ug/kg dry	1.00	10/20/09 13:50	JLG	9J18007	8270C
Di-n-butyl phthalate	ND		200	68	ug/kg dry	1.00	10/20/09 13:50	JLG	9J18007	8270C
Di-n-octyl phthalate	ND		200	4.6	ug/kg dry	1.00	10/20/09 13:50	JLG	9J18007	8270C
Fluoranthene	ND		200	2.8	ug/kg dry	1.00	10/20/09 13:50	JLG	9J18007	8270C
Fluorene	ND		200	4.5	ug/kg dry	1.00	10/20/09 13:50	JLG	9J18007	8270C
Hexachlorobenzene	ND		200	9.8	ug/kg dry	1.00	10/20/09 13:50	JLG	9J18007	8270C
Hexachlorobutadiene	ND		200	10	ug/kg dry	1.00	10/20/09 13:50	JLG	9J18007	8270C
Hexachlorocyclopentadiene	ND		200	59	ug/kg dry	1.00	10/20/09 13:50	JLG	9J18007	8270C
Hexachloroethane	ND		200	15	ug/kg dry	1.00	10/20/09 13:50	JLG	9J18007	8270C
Indeno(1,2,3-cd)pyrene	ND		200	5.4	ug/kg dry	1.00	10/20/09 13:50	JLG	9J18007	8270C
Isophorone	ND		200	9.8	ug/kg dry	1.00	10/20/09 13:50	JLG	9J18007	8270C
Naphthalene	ND		200	3.3	ug/kg dry	1.00	10/20/09 13:50	JLG	9J18007	8270C
Nitrobenzene	ND		200	8.7	ug/kg dry	1.00	10/20/09 13:50	JLG	9J18007	8270C
N-Nitrosodi-n-propylamine	ND		200	16	ug/kg dry	1.00	10/20/09 13:50	JLG	9J18007	8270C
N-Nitrosodiphenylamine	ND	L	200	11	ug/kg dry	1.00	10/20/09 13:50	JLG	9J18007	8270C
Pentachlorophenol	ND		380	67	ug/kg dry	1.00	10/20/09 13:50	JLG	9J18007	8270C
Phenanthrene	ND		200	4.1	ug/kg dry	1.00	10/20/09 13:50	JLG	9J18007	8270C
Phenol	ND		200	21	ug/kg dry	1.00	10/20/09 13:50	JLG	9J18007	8270C
Pyrene	ND		200	1.3	ug/kg dry	1.00	10/20/09 13:50	JLG	9J18007	8270C
2,4,6-Tribromophenol	*130 %*		*Surr Limits: (39-146%)*				*10/20/09 13:50*	*JLG*	*9J18007*	*8270C*
2-Fluorobiphenyl	*86 %*		*Surr Limits: (37-120%)*				*10/20/09 13:50*	*JLG*	*9J18007*	*8270C*
2-Fluorophenol	*67 %*		*Surr Limits: (18-120%)*				*10/20/09 13:50*	*JLG*	*9J18007*	*8270C*
Nitrobenzene-d5	*70 %*		*Surr Limits: (34-132%)*				*10/20/09 13:50*	*JLG*	*9J18007*	*8270C*
Phenol-d5	*72 %*		*Surr Limits: (11-120%)*				*10/20/09 13:50*	*JLG*	*9J18007*	*8270C*
p-Terphenyl-d14	*79 %*		*Surr Limits: (58-147%)*				*10/20/09 13:50*	*JLG*	*9J18007*	*8270C*
Polychlorinated Biphenyls by EPA Method 8082										
Aroclor 1016	ND	QSU	19	3.8	ug/kg dry	1.00	10/20/09 07:11	JxM	9J18008	8082
Aroclor 1221	ND	QSU	19	3.8	ug/kg dry	1.00	10/20/09 07:11	JxM	9J18008	8082
Aroclor 1232	ND	QSU	19	3.8	ug/kg dry	1.00	10/20/09 07:11	JxM	9J18008	8082
Aroclor 1242	ND	QSU	19	4.2	ug/kg dry	1.00	10/20/09 07:11	JxM	9J18008	8082
Aroclor 1248	ND	QSU	19	3.8	ug/kg dry	1.00	10/20/09 07:11	JxM	9J18008	8082
Aroclor 1254	ND	QSU	19	4.1	ug/kg dry	1.00	10/20/09 07:11	JxM	9J18008	8082
Aroclor 1260	ND	QSU	19	4.1	ug/kg dry	1.00	10/20/09 07:11	JxM	9J18008	8082

Benchmark Environmental & Engineering Science
2558 Hamburg Turnpike, Suite 300
Lackawanna, NY 14218

SDG Number: RSJ0891

Project: Benchmark - Globe site
Project Number: TURN

Received: 10/15/09-10/20/09
Reported: 11/02/09 13:16

Analytical Report

Client ID: SB-29 (4-6) (RSJ1008-03 - Solid) - cont. **Sampled: 10/16/09 12:20** **Recvd: 10/16/09 15:12**

Analyte	Sample Result	Data Qualifiers	RL	MDL	Units	Dil Fac	Date Analyzed	Lab Tech	Batch	Method
Polychlorinated Biphenyls by EPA Method 8082 - cont.										
Decachlorobiphenyl	*105 %*	*QSU*	*Surr Limits: (34-148%)*				*10/20/09 07:11*	*JxM*	*9J18008*	*8082*
Tetrachloro-m-xylene	*68 %*	*QSU*	*Surr Limits: (35-134%)*				*10/20/09 07:11*	*JxM*	*9J18008*	*8082*
Total Metals by SW 846 Series Methods										
Aluminum	**2110**		11.9	NR	mg/kg dry	1.00	10/20/09 21:01	DAN	9J19050	6010B
Antimony	ND		17.8	NR	mg/kg dry	1.00	10/20/09 21:01	DAN	9J19050	6010B
Arsenic	**16.9**		2.4	NR	mg/kg dry	1.00	10/20/09 21:01	DAN	9J19050	6010B
Barium	**96.5**		0.594	NR	mg/kg dry	1.00	10/20/09 21:01	DAN	9J19050	6010B
Beryllium	**0.387**		0.238	NR	mg/kg dry	1.00	10/20/09 21:01	DAN	9J19050	6010B
Cadmium	ND		0.238	NR	mg/kg dry	1.00	10/20/09 21:01	DAN	9J19050	6010B
Calcium	**2250**		59.4	NR	mg/kg dry	1.00	10/20/09 21:01	DAN	9J19050	6010B
Chromium	**4.09**		0.594	NR	mg/kg dry	1.00	10/20/09 21:01	DAN	9J19050	6010B
Cobalt	**0.619**		0.594	NR	mg/kg dry	1.00	10/20/09 21:01	DAN	9J19050	6010B
Copper	**232**		1.2	NR	mg/kg dry	1.00	10/20/09 21:01	DAN	9J19050	6010B
Iron	**7640**		11.9	NR	mg/kg dry	1.00	10/20/09 21:01	DAN	9J19050	6010B
Lead	**2.6**		1.2	NR	mg/kg dry	1.00	10/20/09 21:01	DAN	9J19050	6010B
Magnesium	**280**		23.8	NR	mg/kg dry	1.00	10/20/09 21:01	DAN	9J19050	6010B
Manganese	**63.8**		0.2	NR	mg/kg dry	1.00	10/20/09 21:01	DAN	9J19050	6010B
Nickel	**64.0**		5.94	NR	mg/kg dry	1.00	10/20/09 21:01	DAN	9J19050	6010B
Potassium	**107**		35.7	NR	mg/kg dry	1.00	10/20/09 21:01	DAN	9J19050	6010B
Selenium	ND		4.8	NR	mg/kg dry	1.00	10/20/09 21:01	DAN	9J19050	6010B
Silver	ND		0.594	NR	mg/kg dry	1.00	10/20/09 21:01	DAN	9J19050	6010B
Sodium	ND		166	NR	mg/kg dry	1.00	10/20/09 21:01	DAN	9J19050	6010B
Thallium	ND		7.1	NR	mg/kg dry	1.00	10/20/09 21:01	DAN	9J19050	6010B
Vanadium	**1.34**		0.594	NR	mg/kg dry	1.00	10/20/09 21:01	DAN	9J19050	6010B
Zinc	**23.5**		2.4	NR	mg/kg dry	1.00	10/20/09 21:01	DAN	9J19050	6010B
Mercury	ND		0.0226	NR	mg/kg dry	1.00	10/20/09 15:48	MXM	9J19064	7471A
General Chemistry Parameters										
Percent Solids	**86**		0.010	NR	%	1.00	10/19/09 14:58	JRR	9J19026	Dry Weight

Benchmark Environmental & Engineering Science
2558 Hamburg Turnpike, Suite 300
Lackawanna, NY 14218

SDG Number: RSJ0891

Project: Benchmark - Globe site
Project Number: TURN

Received: 10/15/09-10/20/09
Reported: 11/02/09 13:16

Analytical Report

Client ID: SB-30 (0-4) (RSJ1008-02 - Solid) — **Sampled: 10/16/09 11:00** — **Recvd: 10/16/09 15:12**

Volatile Organic Compounds by EPA 8260B

Analyte	Sample Result	Data Qualifiers	RL	MDL	Units	Dil Fac	Date Analyzed	Lab Tech	Batch	Method
1,1,1-Trichloroethane	ND		5.1	0.37	ug/kg dry	1.00	10/20/09 06:14	CDC	9J19115	8260B
1,1,2,2-Tetrachloroethane	ND		5.1	0.83	ug/kg dry	1.00	10/20/09 06:14	CDC	9J19115	8260B
1,1,2-Trichloroethane	ND		5.1	0.26	ug/kg dry	1.00	10/20/09 06:14	CDC	9J19115	8260B
1,1,2-Trichloro-1,2,2-trifluoroethane	ND		5.1	2.6	ug/kg dry	1.00	10/20/09 06:14	CDC	9J19115	8260B
1,1-Dichloroethane	ND		5.1	0.25	ug/kg dry	1.00	10/20/09 06:14	CDC	9J19115	8260B
1,1-Dichloroethene	ND		5.1	0.63	ug/kg dry	1.00	10/20/09 06:14	CDC	9J19115	8260B
1,2,4-Trichlorobenzene	ND		5.1	0.31	ug/kg dry	1.00	10/20/09 06:14	CDC	9J19115	8260B
1,2,4-Trimethylbenzene	ND		5.1	0.37	ug/kg dry	1.00	10/20/09 06:14	CDC	9J19115	8260B
1,2-Dibromo-3-chloropropane	ND		5.1	2.6	ug/kg dry	1.00	10/20/09 06:14	CDC	9J19115	8260B
1,2-Dibromoethane	ND		5.1	0.19	ug/kg dry	1.00	10/20/09 06:14	CDC	9J19115	8260B
1,2-Dichlorobenzene	ND		5.1	0.40	ug/kg dry	1.00	10/20/09 06:14	CDC	9J19115	8260B
1,2-Dichloroethane	ND		5.1	0.26	ug/kg dry	1.00	10/20/09 06:14	CDC	9J19115	8260B
1,2-Dichloropropane	ND		5.1	2.6	ug/kg dry	1.00	10/20/09 06:14	CDC	9J19115	8260B
1,3,5-Trimethylbenzene	ND		5.1	0.33	ug/kg dry	1.00	10/20/09 06:14	CDC	9J19115	8260B
1,3-Dichlorobenzene	ND		5.1	0.26	ug/kg dry	1.00	10/20/09 06:14	CDC	9J19115	8260B
1,4-Dichlorobenzene	ND		5.1	0.72	ug/kg dry	1.00	10/20/09 06:14	CDC	9J19115	8260B
2-Butanone	ND		26	1.9	ug/kg dry	1.00	10/20/09 06:14	CDC	9J19115	8260B
2-Hexanone	ND		26	1.8	ug/kg dry	1.00	10/20/09 06:14	CDC	9J19115	8260B
p-Cymene	ND		5.1	0.41	ug/kg dry	1.00	10/20/09 06:14	CDC	9J19115	8260B
4-Methyl-2-pentanone	ND		26	1.7	ug/kg dry	1.00	10/20/09 06:14	CDC	9J19115	8260B
Acetone	**7.0**	J	26	1.1	ug/kg dry	1.00	10/20/09 06:14	CDC	9J19115	8260B
Benzene	**1.6**	J	5.1	0.25	ug/kg dry	1.00	10/20/09 06:14	CDC	9J19115	8260B
Bromodichloromethane	ND		5.1	0.26	ug/kg dry	1.00	10/20/09 06:14	CDC	9J19115	8260B
Bromoform	ND		5.1	2.6	ug/kg dry	1.00	10/20/09 06:14	CDC	9J19115	8260B
Bromomethane	ND		5.1	1.1	ug/kg dry	1.00	10/20/09 06:14	CDC	9J19115	8260B
Carbon disulfide	ND		5.1	0.44	ug/kg dry	1.00	10/20/09 06:14	CDC	9J19115	8260B
Carbon Tetrachloride	ND		5.1	0.50	ug/kg dry	1.00	10/20/09 06:14	CDC	9J19115	8260B
Chlorobenzene	ND		5.1	0.68	ug/kg dry	1.00	10/20/09 06:14	CDC	9J19115	8260B
Dibromochloromethane	ND		5.1	0.28	ug/kg dry	1.00	10/20/09 06:14	CDC	9J19115	8260B
Chloroethane	ND		5.1	2.1	ug/kg dry	1.00	10/20/09 06:14	CDC	9J19115	8260B
Chloroform	ND		5.1	0.32	ug/kg dry	1.00	10/20/09 06:14	CDC	9J19115	8260B
Chloromethane	ND		5.1	0.31	ug/kg dry	1.00	10/20/09 06:14	CDC	9J19115	8260B
cis-1,2-Dichloroethene	ND		5.1	0.25	ug/kg dry	1.00	10/20/09 06:14	CDC	9J19115	8260B
cis-1,3-Dichloropropene	ND		5.1	0.29	ug/kg dry	1.00	10/20/09 06:14	CDC	9J19115	8260B
Cyclohexane	ND		5.1	0.24	ug/kg dry	1.00	10/20/09 06:14	CDC	9J19115	8260B
Dichlorodifluoromethane	ND		5.1	0.42	ug/kg dry	1.00	10/20/09 06:14	CDC	9J19115	8260B
Ethylbenzene	ND		5.1	0.35	ug/kg dry	1.00	10/20/09 06:14	CDC	9J19115	8260B
Isopropylbenzene	ND		5.1	0.77	ug/kg dry	1.00	10/20/09 06:14	CDC	9J19115	8260B
Methyl Acetate	ND		5.1	0.28	ug/kg dry	1.00	10/20/09 06:14	CDC	9J19115	8260B
Methyl-t-Butyl Ether (MTBE)	ND		5.1	0.50	ug/kg dry	1.00	10/20/09 06:14	CDC	9J19115	8260B
Methylcyclohexane	ND		5.1	0.33	ug/kg dry	1.00	10/20/09 06:14	CDC	9J19115	8260B
Methylene Chloride	**6.0**	B	5.1	1.0	ug/kg dry	1.00	10/20/09 06:14	CDC	9J19115	8260B
m-Xylene & p-Xylene	ND		10	0.86	ug/kg dry	1.00	10/20/09 06:14	CDC	9J19115	8260B
n-Butylbenzene	ND		5.1	0.44	ug/kg dry	1.00	10/20/09 06:14	CDC	9J19115	8260B
n-Propylbenzene	ND		5.1	0.41	ug/kg dry	1.00	10/20/09 06:14	CDC	9J19115	8260B
o-Xylene	ND		5.1	0.67	ug/kg dry	1.00	10/20/09 06:14	CDC	9J19115	8260B
sec-Butylbenzene	ND		5.1	0.44	ug/kg dry	1.00	10/20/09 06:14	CDC	9J19115	8260B
Styrene	ND		5.1	0.26	ug/kg dry	1.00	10/20/09 06:14	CDC	9J19115	8260B

Benchmark Environmental & Engineering Science
2558 Hamburg Turnpike, Suite 300
Lackawanna, NY 14218

SDG Number: RSJ0891

Project: Benchmark - Globe site
Project Number: TURN

Received: 10/15/09-10/20/09
Reported: 11/02/09 13:16

Analytical Report

Client ID: SB-30 (0-4) (RSJ1008-02 - Solid) - cont. **Sampled: 10/16/09 11:00** **Recvd: 10/16/09 15:12**

Analyte	Sample Result	Data Qualifiers	RL	MDL	Units	Dil Fac	Date Analyzed	Lab Tech	Batch	Method
Volatile Organic Compounds by EPA 8260B - cont.										
Tetrachloroethene	ND		5.1	0.69	ug/kg dry	1.00	10/20/09 06:14	CDC	9J19115	8260B
Toluene	**1.6**	J	5.1	0.39	ug/kg dry	1.00	10/20/09 06:14	CDC	9J19115	8260B
trans-1,2-Dichloroethene	ND		5.1	0.53	ug/kg dry	1.00	10/20/09 06:14	CDC	9J19115	8260B
trans-1,3-Dichloropropene	ND		5.1	0.25	ug/kg dry	1.00	10/20/09 06:14	CDC	9J19115	8260B
Trichloroethene	ND		5.1	0.35	ug/kg dry	1.00	10/20/09 06:14	CDC	9J19115	8260B
Trichlorofluoromethane	ND		5.1	0.48	ug/kg dry	1.00	10/20/09 06:14	CDC	9J19115	8260B
Vinyl chloride	ND		10	0.62	ug/kg dry	1.00	10/20/09 06:14	CDC	9J19115	8260B
Xylenes, total	ND		10	0.86	ug/kg dry	1.00	10/20/09 06:14	CDC	9J19115	8260B
1,2-Dichloroethane-d4	*104 %*		*Surr Limits: (64-126%)*				*10/20/09 06:14*	*CDC*	*9J19115*	*8260B*
4-Bromofluorobenzene	*111 %*		*Surr Limits: (72-126%)*				*10/20/09 06:14*	*CDC*	*9J19115*	*8260B*
Toluene-d8	*113 %*		*Surr Limits: (71-125%)*				*10/20/09 06:14*	*CDC*	*9J19115*	*8260B*
Semivolatile Organics by GC/MS										
2,4,5-Trichlorophenol	ND	D10	1700	370	ug/kg dry	10.0	10/20/09 13:26	JLG	9J18007	8270C
2,4,6-Trichlorophenol	ND	D10	1700	110	ug/kg dry	10.0	10/20/09 13:26	JLG	9J18007	8270C
2,4-Dichlorophenol	ND	D10	1700	89	ug/kg dry	10.0	10/20/09 13:26	JLG	9J18007	8270C
2,4-Dimethylphenol	ND	D10	1700	460	ug/kg dry	10.0	10/20/09 13:26	JLG	9J18007	8270C
2,4-Dinitrophenol	ND	D10	3300	590	ug/kg dry	10.0	10/20/09 13:26	JLG	9J18007	8270C
2,4-Dinitrotoluene	ND	D10	1700	260	ug/kg dry	10.0	10/20/09 13:26	JLG	9J18007	8270C
2,6-Dinitrotoluene	ND	D10	1700	410	ug/kg dry	10.0	10/20/09 13:26	JLG	9J18007	8270C
2-Chloronaphthalene	ND	D10	1700	110	ug/kg dry	10.0	10/20/09 13:26	JLG	9J18007	8270C
2-Chlorophenol	ND	D10	1700	86	ug/kg dry	10.0	10/20/09 13:26	JLG	9J18007	8270C
2-Methylnaphthalene	ND	D10	1700	21	ug/kg dry	10.0	10/20/09 13:26	JLG	9J18007	8270C
2-Methylphenol	ND	D10	1700	52	ug/kg dry	10.0	10/20/09 13:26	JLG	9J18007	8270C
2-Nitroaniline	ND	D10	3300	540	ug/kg dry	10.0	10/20/09 13:26	JLG	9J18007	8270C
2-Nitrophenol	ND	D10	1700	77	ug/kg dry	10.0	10/20/09 13:26	JLG	9J18007	8270C
3,3'-Dichlorobenzidine	ND	D10	1700	1500	ug/kg dry	10.0	10/20/09 13:26	JLG	9J18007	8270C
3-Nitroaniline	ND	D10	3300	390	ug/kg dry	10.0	10/20/09 13:26	JLG	9J18007	8270C
4,6-Dinitro-2-methylphenol	ND	D10	3300	590	ug/kg dry	10.0	10/20/09 13:26	JLG	9J18007	8270C
4-Bromophenyl phenyl ether	ND	D10	1700	540	ug/kg dry	10.0	10/20/09 13:26	JLG	9J18007	8270C
4-Chloro-3-methylphenol	ND	D10	1700	70	ug/kg dry	10.0	10/20/09 13:26	JLG	9J18007	8270C
4-Chloroaniline	ND	D10	1700	500	ug/kg dry	10.0	10/20/09 13:26	JLG	9J18007	8270C
4-Chlorophenyl phenyl ether	ND	D10	1700	36	ug/kg dry	10.0	10/20/09 13:26	JLG	9J18007	8270C
4-Methylphenol	ND	D10	1700	94	ug/kg dry	10.0	10/20/09 13:26	JLG	9J18007	8270C
4-Nitroaniline	ND	D10	3300	190	ug/kg dry	10.0	10/20/09 13:26	JLG	9J18007	8270C
4-Nitrophenol	ND	D10	3300	410	ug/kg dry	10.0	10/20/09 13:26	JLG	9J18007	8270C
Acenaphthene	ND	D10	1700	20	ug/kg dry	10.0	10/20/09 13:26	JLG	9J18007	8270C
Acenaphthylene	ND	D10	1700	14	ug/kg dry	10.0	10/20/09 13:26	JLG	9J18007	8270C
Acetophenone	ND	D10	1700	87	ug/kg dry	10.0	10/20/09 13:26	JLG	9J18007	8270C
Anthracene	ND	D10	1700	43	ug/kg dry	10.0	10/20/09 13:26	JLG	9J18007	8270C
Atrazine	ND	D10,L2	1700	75	ug/kg dry	10.0	10/20/09 13:26	JLG	9J18007	8270C
Benzaldehyde	ND	D10	1700	190	ug/kg dry	10.0	10/20/09 13:26	JLG	9J18007	8270C
Benzo(a)anthracene	**200**	D10,J	1700	29	ug/kg dry	10.0	10/20/09 13:26	JLG	9J18007	8270C
Benzo(a)pyrene	**190**	D10,J	1700	41	ug/kg dry	10.0	10/20/09 13:26	JLG	9J18007	8270C
Benzo(b)fluoranthene	**310**	D10,J	1700	33	ug/kg dry	10.0	10/20/09 13:26	JLG	9J18007	8270C
Benzo(ghi)perylene	ND	D10	1700	20	ug/kg dry	10.0	10/20/09 13:26	JLG	9J18007	8270C
Benzo(k)fluoranthene	ND	D10	1700	19	ug/kg dry	10.0	10/20/09 13:26	JLG	9J18007	8270C

Benchmark Environmental & Engineering Science
2558 Hamburg Turnpike, Suite 300
Lackawanna, NY 14218

SDG Number: RSJ0891

Project: Benchmark - Globe site
Project Number: TURN

Received: 10/15/09-10/20/09
Reported: 11/02/09 13:16

Analytical Report

Client ID: SB-30 (0-4) (RSJ1008-02 - Solid) - cont. **Sampled: 10/16/09 11:00** **Recvd: 10/16/09 15:12**

Analyte	Sample Result	Data Qualifiers	RL	MDL	Units	Dil Fac	Date Analyzed	Lab Tech	Batch	Method
Semivolatile Organics by GC/MS - cont.										
Biphenyl	ND	D10	1700	110	ug/kg dry	10.0	10/20/09 13:26	JLG	9J18007	8270C
Bis(2-chloroethoxy)methane	ND	D10	1700	92	ug/kg dry	10.0	10/20/09 13:26	JLG	9J18007	8270C
Bis(2-chloroethyl)ether	ND	D10	1700	150	ug/kg dry	10.0	10/20/09 13:26	JLG	9J18007	8270C
2,2'-Oxybis(1-Chloropropane)	ND	D10	1700	180	ug/kg dry	10.0	10/20/09 13:26	JLG	9J18007	8270C
Bis(2-ethylhexyl) phthalate	ND	D10	1700	550	ug/kg dry	10.0	10/20/09 13:26	JLG	9J18007	8270C
Butyl benzyl phthalate	ND	D10	1700	450	ug/kg dry	10.0	10/20/09 13:26	JLG	9J18007	8270C
Caprolactam	ND	D10	1700	730	ug/kg dry	10.0	10/20/09 13:26	JLG	9J18007	8270C
Carbazole	ND	D10	1700	20	ug/kg dry	10.0	10/20/09 13:26	JLG	9J18007	8270C
Chrysene	**220**	D10,J	1700	17	ug/kg dry	10.0	10/20/09 13:26	JLG	9J18007	8270C
Dibenzo(a,h)anthracene	ND	D10	1700	20	ug/kg dry	10.0	10/20/09 13:26	JLG	9J18007	8270C
Dibenzofuran	ND	D10	1700	18	ug/kg dry	10.0	10/20/09 13:26	JLG	9J18007	8270C
Diethyl phthalate	ND	D10	1700	51	ug/kg dry	10.0	10/20/09 13:26	JLG	9J18007	8270C
Dimethyl phthalate	ND	D10	1700	44	ug/kg dry	10.0	10/20/09 13:26	JLG	9J18007	8270C
Di-n-butyl phthalate	ND	D10	1700	590	ug/kg dry	10.0	10/20/09 13:26	JLG	9J18007	8270C
Di-n-octyl phthalate	ND	D10	1700	40	ug/kg dry	10.0	10/20/09 13:26	JLG	9J18007	8270C
Fluoranthene	**240**	D10,J	1700	25	ug/kg dry	10.0	10/20/09 13:26	JLG	9J18007	8270C
Fluorene	ND	D10	1700	39	ug/kg dry	10.0	10/20/09 13:26	JLG	9J18007	8270C
Hexachlorobenzene	ND	D10	1700	84	ug/kg dry	10.0	10/20/09 13:26	JLG	9J18007	8270C
Hexachlorobutadiene	ND	D10	1700	87	ug/kg dry	10.0	10/20/09 13:26	JLG	9J18007	8270C
Hexachlorocyclopentadiene	ND	D10	1700	510	ug/kg dry	10.0	10/20/09 13:26	JLG	9J18007	8270C
Hexachloroethane	ND	D10	1700	130	ug/kg dry	10.0	10/20/09 13:26	JLG	9J18007	8270C
Indeno(1,2,3-cd)pyrene	ND	D10	1700	47	ug/kg dry	10.0	10/20/09 13:26	JLG	9J18007	8270C
Isophorone	ND	D10	1700	85	ug/kg dry	10.0	10/20/09 13:26	JLG	9J18007	8270C
Naphthalene	ND	D10	1700	28	ug/kg dry	10.0	10/20/09 13:26	JLG	9J18007	8270C
Nitrobenzene	ND	D10	1700	75	ug/kg dry	10.0	10/20/09 13:26	JLG	9J18007	8270C
N-Nitrosodi-n-propylamine	ND	D10	1700	130	ug/kg dry	10.0	10/20/09 13:26	JLG	9J18007	8270C
N-Nitrosodiphenylamine	ND	D10,L	1700	93	ug/kg dry	10.0	10/20/09 13:26	JLG	9J18007	8270C
Pentachlorophenol	ND	D10	3300	580	ug/kg dry	10.0	10/20/09 13:26	JLG	9J18007	8270C
Phenanthrene	**160**	D10,J	1700	36	ug/kg dry	10.0	10/20/09 13:26	JLG	9J18007	8270C
Phenol	ND	D10	1700	180	ug/kg dry	10.0	10/20/09 13:26	JLG	9J18007	8270C
Pyrene	**230**	D10,J	1700	11	ug/kg dry	10.0	10/20/09 13:26	JLG	9J18007	8270C
2,4,6-Tribromophenol	*116 %*	*D10*	*Surr Limits: (39-146%)*				*10/20/09 13:26*	*JLG*	*9J18007*	*8270C*
2-Fluorobiphenyl	*87 %*	*D10*	*Surr Limits: (37-120%)*				*10/20/09 13:26*	*JLG*	*9J18007*	*8270C*
2-Fluorophenol	*64 %*	*D10*	*Surr Limits: (18-120%)*				*10/20/09 13:26*	*JLG*	*9J18007*	*8270C*
Nitrobenzene-d5	*59 %*	*D10*	*Surr Limits: (34-132%)*				*10/20/09 13:26*	*JLG*	*9J18007*	*8270C*
Phenol-d5	*77 %*	*D10*	*Surr Limits: (11-120%)*				*10/20/09 13:26*	*JLG*	*9J18007*	*8270C*
p-Terphenyl-d14	*91 %*	*D10*	*Surr Limits: (58-147%)*				*10/20/09 13:26*	*JLG*	*9J18007*	*8270C*
Polychlorinated Biphenyls by EPA Method 8082										
Aroclor 1016	ND	QSU	17	3.3	ug/kg dry	1.00	10/20/09 06:56	JxM	9J18008	8082
Aroclor 1221	ND	QSU	17	3.3	ug/kg dry	1.00	10/20/09 06:56	JxM	9J18008	8082
Aroclor 1232	ND	QSU	17	3.3	ug/kg dry	1.00	10/20/09 06:56	JxM	9J18008	8082
Aroclor 1242	ND	QSU	17	3.7	ug/kg dry	1.00	10/20/09 06:56	JxM	9J18008	8082
Aroclor 1248	ND	QSU	17	3.3	ug/kg dry	1.00	10/20/09 06:56	JxM	9J18008	8082
Aroclor 1254	ND	QSU	17	3.6	ug/kg dry	1.00	10/20/09 06:56	JxM	9J18008	8082
Aroclor 1260	ND	QSU	17	3.6	ug/kg dry	1.00	10/20/09 06:56	JxM	9J18008	8082

Benchmark Environmental & Engineering Science
2558 Hamburg Turnpike, Suite 300
Lackawanna, NY 14218

SDG Number: RSJ0891

Project: Benchmark - Globe site
Project Number: TURN

Received: 10/15/09-10/20/09
Reported: 11/02/09 13:16

Analytical Report

Client ID: SB-30 (0-4) (RSJ1008-02 - Solid) - cont. **Sampled: 10/16/09 11:00** **Recvd: 10/16/09 15:12**

Analyte	Sample Result	Data Qualifiers	RL	MDL	Units	Dil Fac	Date Analyzed	Lab Tech	Batch	Method
Polychlorinated Biphenyls by EPA Method 8082 - cont.										
Decachlorobiphenyl	*106 %*	*QSU*	*Surr Limits: (34-148%)*				*10/20/09 06:56*	*JxM*	*9J18008*	*8082*
Tetrachloro-m-xylene	*98 %*	*QSU*	*Surr Limits: (35-134%)*				*10/20/09 06:56*	*JxM*	*9J18008*	*8082*
Total Metals by SW 846 Series Methods										
Aluminum	**8200**		10.1	NR	mg/kg dry	1.00	10/20/09 20:56	DAN	9J19050	6010B
Antimony	ND		15.2	NR	mg/kg dry	1.00	10/20/09 20:56	DAN	9J19050	6010B
Arsenic	**77.3**		2.0	NR	mg/kg dry	1.00	10/20/09 20:56	DAN	9J19050	6010B
Barium	**249**		0.505	NR	mg/kg dry	1.00	10/20/09 20:56	DAN	9J19050	6010B
Beryllium	**0.414**		0.202	NR	mg/kg dry	1.00	10/20/09 20:56	DAN	9J19050	6010B
Cadmium	**2.71**		0.202	NR	mg/kg dry	1.00	10/20/09 20:56	DAN	9J19050	6010B
Calcium	**19900**		50.5	NR	mg/kg dry	1.00	10/20/09 20:56	DAN	9J19050	6010B
Chromium	**793**		0.505	NR	mg/kg dry	1.00	10/20/09 20:56	DAN	9J19050	6010B
Cobalt	**38.6**		0.505	NR	mg/kg dry	1.00	10/20/09 20:56	DAN	9J19050	6010B
Copper	**142**		1.0	NR	mg/kg dry	1.00	10/20/09 20:56	DAN	9J19050	6010B
Iron	**27900**		10.1	NR	mg/kg dry	1.00	10/20/09 20:56	DAN	9J19050	6010B
Lead	**234**		1.0	NR	mg/kg dry	1.00	10/20/09 20:56	DAN	9J19050	6010B
Magnesium	**27500**		20.2	NR	mg/kg dry	1.00	10/20/09 20:56	DAN	9J19050	6010B
Manganese	**52800**	D08	10.1	NR	mg/kg dry	50.0	10/22/09 09:50	DAN	9J19050	6010B
Nickel	**180**		5.05	NR	mg/kg dry	1.00	10/20/09 20:56	DAN	9J19050	6010B
Potassium	**2020**		30.3	NR	mg/kg dry	1.00	10/20/09 20:56	DAN	9J19050	6010B
Selenium	**8.1**		4.0	NR	mg/kg dry	1.00	10/20/09 20:56	DAN	9J19050	6010B
Silver	**1.68**		0.505	NR	mg/kg dry	1.00	10/20/09 20:56	DAN	9J19050	6010B
Sodium	**599**		141	NR	mg/kg dry	1.00	10/20/09 20:56	DAN	9J19050	6010B
Thallium	ND	D02	60.6	NR	mg/kg dry	10.0	10/22/09 00:47	DAN	9J19050	6010B
Vanadium	**36.6**		0.505	NR	mg/kg dry	1.00	10/20/09 20:56	DAN	9J19050	6010B
Zinc	**396**		2.0	NR	mg/kg dry	1.00	10/20/09 20:56	DAN	9J19050	6010B
Mercury	**0.113**		0.0189	NR	mg/kg dry	1.00	10/20/09 15:46	MXM	9J19064	7471A
General Chemistry Parameters										
Percent Solids	**98**		0.010	NR	%	1.00	10/19/09 14:56	JRR	9J19026	Dry Weight

Benchmark Environmental & Engineering Science
2558 Hamburg Turnpike, Suite 300
Lackawanna, NY 14218

SDG Number: RSJ0891

Project: Benchmark - Globe site
Project Number: TURN

Received: 10/15/09-10/20/09
Reported: 11/02/09 13:16

SAMPLE EXTRACTION DATA

Parameter	Batch	Lab Number	Wt/Vol Extracte	Units	Extract Volume	Units	Date Prepared	Lab Tech	Extraction Method
General Chemistry Parameters									
Dry Weight	9J16033	RSJ0891-01	10.00	g	10.00	g	10/16/09 09:43	JRR	Dry Weight
Dry Weight	9J16033	RSJ0891-02	10.00	g	10.00	g	10/16/09 09:43	JRR	Dry Weight
Dry Weight	9J16033	RSJ0891-03	10.00	g	10.00	g	10/16/09 09:43	JRR	Dry Weight
Dry Weight	9J16033	RSJ0891-04	10.00	g	10.00	g	10/16/09 09:43	JRR	Dry Weight
Dry Weight	9J16033	RSJ0891-05	10.00	g	10.00	g	10/16/09 09:43	JRR	Dry Weight
Dry Weight	9J16033	RSJ0891-06	10.00	g	10.00	g	10/16/09 09:43	JRR	Dry Weight
Polychlorinated Biphenyls by EPA Method 8082									
8082	9J16009	RSJ0891-03	30.01	g	10.00	mL	10/16/09 08:00	CXM	3550B GC
8082	9J16009	RSJ0891-04	30.17	g	10.00	mL	10/16/09 08:00	CXM	3550B GC
8082	9J16009	RSJ0891-06	30.31	g	10.00	mL	10/16/09 08:00	CXM	3550B GC
8082	9J16009	RSJ0891-01	30.50	g	10.00	mL	10/16/09 08:00	CXM	3550B GC
8082	9J16009	RSJ0891-05	30.52	g	10.00	mL	10/16/09 08:00	CXM	3550B GC
8082	9J16009	RSJ0891-02	30.57	g	10.00	mL	10/16/09 08:00	CXM	3550B GC
Semivolatile Organics by GC/MS									
8270C	9J15066	RSJ0891-03	30.03	g	1.00	mL	10/16/09 08:00	CXM	3550B MB
8270C	9J15066	RSJ0891-06	30.07	g	1.00	mL	10/16/09 08:00	CXM	3550B MB
8270C	9J15066	RSJ0891-04	30.25	g	1.00	mL	10/16/09 08:00	CXM	3550B MB
8270C	9J15066	RSJ0891-02	30.44	g	1.00	mL	10/16/09 08:00	CXM	3550B MB
8270C	9J15066	RSJ0891-05	30.51	g	1.00	mL	10/16/09 08:00	CXM	3550B MB
8270C	9J15066	RSJ0891-01	30.52	g	1.00	mL	10/16/09 08:00	CXM	3550B MB
Total Metals by SW 846 Series Methods									
6010B	9J16051	RSJ0891-01	0.47	g	50.00	mL	10/16/09 16:30	KCW	3050B
6010B	9J16051	RSJ0891-03	0.47	g	50.00	mL	10/16/09 16:30	KCW	3050B
6010B	9J16051	RSJ0891-04	0.50	g	50.00	mL	10/16/09 16:30	KCW	3050B
6010B	9J16051	RSJ0891-05	0.52	g	50.00	mL	10/16/09 16:30	KCW	3050B
6010B	9J16051	RSJ0891-06	0.53	g	50.00	mL	10/16/09 16:30	KCW	3050B
6010B	9J16051	RSJ0891-02	0.53	g	50.00	mL	10/16/09 16:30	KCW	3050B
7471A	9J19063	RSJ0891-01	0.58	g	50.00	mL	10/20/09 12:30	MXM	7471A_
7471A	9J19063	RSJ0891-06	0.60	g	50.00	mL	10/20/09 12:30	MXM	7471A_
7471A	9J19063	RSJ0891-04	0.60	g	50.00	mL	10/20/09 12:30	MXM	7471A_
7471A	9J19063	RSJ0891-05	0.61	g	50.00	mL	10/20/09 12:30	MXM	7471A_
7471A	9J19063	RSJ0891-02	0.63	g	50.00	mL	10/20/09 12:30	MXM	7471A_
7471A	9J19063	RSJ0891-03	0.65	g	50.00	mL	10/20/09 12:30	MXM	7471A_
Volatile Organic Compounds by EPA 8260B									
8260B	9J19018	RSJ0891-06	5.04	g	5.00	mL	10/19/09 10:08	RMJ	5030B MS
8260B	9J19018	RSJ0891-05	5.19	g	5.00	mL	10/19/09 10:08	RMJ	5030B MS

Benchmark Environmental & Engineering Science
2558 Hamburg Turnpike, Suite 300
Lackawanna, NY 14218

SDG Number: RSJ0891

Project: Benchmark - Globe site
Project Number: TURN

Received: 10/15/09-10/20/09
Reported: 11/02/09 13:16

SAMPLE EXTRACTION DATA

Parameter	Batch	Lab Number	Wt/Vol Extracte	Units	Extract Volume	Units	Date Prepared	Lab Tech	Extraction Method
General Chemistry Parameters									
Dry Weight	9J19026	RSJ0991-01	10.00	g	10.00	g	10/19/09 11:04	JRR	Dry Weight
Dry Weight	9J19026	RSJ0991-02	10.00	g	10.00	g	10/19/09 11:04	JRR	Dry Weight
Dry Weight	9J19026	RSJ0991-03	10.00	g	10.00	g	10/19/09 11:04	JRR	Dry Weight
Dry Weight	9J19026	RSJ0991-04	10.00	g	10.00	g	10/19/09 11:04	JRR	Dry Weight
Dry Weight	9J19026	RSJ0991-05	10.00	g	10.00	g	10/19/09 11:04	JRR	Dry Weight
Polychlorinated Biphenyls by EPA Method 8082									
8082	9J17039	RSJ0991-05	30.19	g	10.00	mL	10/18/09 09:30	KMB	3550B GC
8082	9J17039	RSJ0991-04	30.22	g	10.00	mL	10/18/09 09:30	KMB	3550B GC
8082	9J17039	RSJ0991-01	30.26	g	10.00	mL	10/18/09 09:30	KMB	3550B GC
8082	9J17039	RSJ0991-03	30.57	g	10.00	mL	10/18/09 09:30	KMB	3550B GC
8082	9J17039	RSJ0991-02	30.95	g	10.00	mL	10/18/09 09:30	KMB	3550B GC
Semivolatile Organics by GC/MS									
8270C	9J17040	RSJ0991-04	30.24	g	1.00	mL	10/18/09 00:00	CXM	3550B MB
8270C	9J17040	RSJ0991-05	30.33	g	1.00	mL	10/18/09 00:00	CXM	3550B MB
8270C	9J17040	RSJ0991-03	30.54	g	1.00	mL	10/18/09 00:00	CXM	3550B MB
8270C	9J17040	RSJ0991-01	30.56	g	1.00	mL	10/18/09 00:00	CXM	3550B MB
8270C	9J17040	RSJ0991-02	30.56	g	1.00	mL	10/18/09 00:00	CXM	3550B MB
Total Metals by SW 846 Series Methods									
6010B	9J19050	RSJ0991-02	0.46	g	50.00	mL	10/19/09 14:00	KCW	3050B
6010B	9J19050	RSJ0991-04	0.48	g	50.00	mL	10/19/09 14:00	KCW	3050B
6010B	9J19050	RSJ0991-03	0.48	g	50.00	mL	10/19/09 14:00	KCW	3050B
6010B	9J19050	RSJ0991-01	0.49	g	50.00	mL	10/19/09 14:00	KCW	3050B
6010B	9J19050	RSJ0991-05	0.51	g	50.00	mL	10/19/09 14:00	KCW	3050B
7471A	9J19064	RSJ0991-01	0.59	g	50.00	mL	10/20/09 12:30	MXM	7471A_
7471A	9J19064	RSJ0991-05	0.61	g	50.00	mL	10/20/09 12:30	MXM	7471A_
7471A	9J19064	RSJ0991-02	0.64	g	50.00	mL	10/20/09 12:30	MXM	7471A_
7471A	9J19064	RSJ0991-03	0.65	g	50.00	mL	10/20/09 12:30	MXM	7471A_
7471A	9J19064	RSJ0991-04	0.65	g	50.00	mL	10/20/09 12:30	MXM	7471A_
Volatile Organic Compounds by EPA 8260B									
8260B	9J19115	RSJ0991-01	5.01	g	5.00	mL	10/20/09 00:22	CDC	5030B MS
8260B	9J19115	RSJ0991-04	5.06	g	5.00	mL	10/20/09 00:22	CDC	5030B MS

SAMPLE EXTRACTION DATA

Parameter	Batch	Lab Number	Wt/Vol Extracte	Units	Extract Volume	Units	Date Prepared	Lab Tech	Extraction Method
General Chemistry Parameters									
Dry Weight	9J19026	RSJ1008-01	10.00	g	10.00	g	10/19/09 11:04	JRR	Dry Weight
Dry Weight	9J19026	RSJ1008-02	10.00	g	10.00	g	10/19/09 11:04	JRR	Dry Weight

Benchmark Environmental & Engineering Science
2558 Hamburg Turnpike, Suite 300
Lackawanna, NY 14218

SDG Number: RSJ0891

Project: Benchmark - Globe site
Project Number: TURN

Received: 10/15/09-10/20/09
Reported: 11/02/09 13:16

SAMPLE EXTRACTION DATA

Parameter	Batch	Lab Number	Wt/Vol Extracte	Units	Extract Volume	Units	Date Prepared	Lab Tech	Extraction Method
Dry Weight	9J19026	RSJ1008-03	10.00	g	10.00	g	10/19/09 11:04	JRR	Dry Weight
Dry Weight	9J19026	RSJ1008-04	10.00	g	10.00	g	10/19/09 11:04	JRR	Dry Weight
Polychlorinated Biphenyls by EPA Method 8082									
8082	9J18008	RSJ1008-04	30.03	g	10.00	mL	10/19/09 08:00	CXM	3550B GC
8082	9J18008	RSJ1008-01	30.23	g	10.00	mL	10/19/09 08:00	CXM	3550B GC
8082	9J18008	RSJ1008-03	30.34	g	10.00	mL	10/19/09 08:00	CXM	3550B GC
8082	9J18008	RSJ1008-02	30.35	g	10.00	mL	10/19/09 08:00	CXM	3550B GC
Semivolatile Organics by GC/MS									
8270C	9J18007	RSJ1008-03	30.12	g	1.00	mL	10/19/09 00:00	CXM	3550B MB
8270C	9J18007	RSJ1008-01	30.34	g	1.00	mL	10/19/09 00:00	CXM	3550B MB
8270C	9J18007	RSJ1008-02	30.57	g	1.00	mL	10/19/09 00:00	CXM	3550B MB
8270C	9J18007	RSJ1008-04	30.80	g	1.00	mL	10/19/09 00:00	CXM	3550B MB
Total Metals by SW 846 Series Methods									
6010B	9J19050	RSJ1008-04	0.49	g	50.00	mL	10/19/09 14:00	KCW	3050B
6010B	9J19050	RSJ1008-03	0.49	g	50.00	mL	10/19/09 14:00	KCW	3050B
6010B	9J19050	RSJ1008-01	0.49	g	50.00	mL	10/19/09 14:00	KCW	3050B
6010B	9J19050	RSJ1008-02	0.51	g	50.00	mL	10/19/09 14:00	KCW	3050B
7471A	9J19064	RSJ1008-04	0.60	g	50.00	mL	10/20/09 12:30	MXM	7471A_
7471A	9J19064	RSJ1008-01	0.61	g	50.00	mL	10/20/09 12:30	MXM	7471A_
7471A	9J19064	RSJ1008-03	0.62	g	50.00	mL	10/20/09 12:30	MXM	7471A_
7471A	9J19064	RSJ1008-02	0.65	g	50.00	mL	10/20/09 12:30	MXM	7471A_
Volatile Organic Compounds by EPA 8260B									
8260B	9J19115	RSJ1008-02	5.00	g	5.00	mL	10/20/09 00:22	CDC	5030B MS
8260B	9J19115	RSJ1008-01	5.16	g	5.00	mL	10/20/09 00:22	CDC	5030B MS
8260B	9J19115	RSJ1008-03	5.19	g	5.00	mL	10/20/09 00:22	CDC	5030B MS
8260B	9J20008	RSJ1008-04	5.15	g	5.00	mL	10/20/09 09:01	PJQ	5030B MS

SAMPLE EXTRACTION DATA

Parameter	Batch	Lab Number	Wt/Vol Extracte	Units	Extract Volume	Units	Date Prepared	Lab Tech	Extraction Method
General Chemistry Parameters									
Dry Weight	9J22037	RSJ1103-01	10.00	g	10.00	g	10/22/09 09:59	JRR	Dry Weight
Dry Weight	9J22037	RSJ1103-02	10.00	g	10.00	g	10/22/09 09:59	JRR	Dry Weight
Dry Weight	9J22037	RSJ1103-03	10.00	g	10.00	g	10/22/09 09:59	JRR	Dry Weight
Polychlorinated Biphenyls by EPA Method 8082									
8082	9J20081	RSJ1103-01	30.10	g	10.00	mL	10/21/09 08:30	CXM	3550B GC
8082	9J20081	RSJ1103-03	30.11	g	10.00	mL	10/21/09 08:30	CXM	3550B GC
8082	9J20081	RSJ1103-02	30.66	g	10.00	mL	10/21/09 08:30	CXM	3550B GC
Semivolatile Organics by GC/MS									

Benchmark Environmental & Engineering Science
2558 Hamburg Turnpike, Suite 300
Lackawanna, NY 14218

SDG Number: RSJ0891

Project: Benchmark - Globe site
Project Number: TURN

Received: 10/15/09-10/20/09
Reported: 11/02/09 13:16

SAMPLE EXTRACTION DATA

Parameter	Batch	Lab Number	Wt/Vol Extracte	Units	Extract Volume	Units	Date Prepared	Lab Tech	Extraction Method
8270C	9J20078	RSJ1103-01	30.24	g	1.00	mL	10/21/09 08:00	CXM	3550B MB
8270C	9J20078	RSJ1103-03	30.36	g	1.00	mL	10/21/09 08:00	CXM	3550B MB
8270C	9J20078	RSJ1103-02	30.66	g	1.00	mL	10/21/09 08:00	CXM	3550B MB
Total Metals by SW 846 Series Methods									
6010B	9J21022	RSJ1103-01	0.48	g	50.00	mL	10/21/09 11:50	KCW	3050B
6010B	9J21022	RSJ1103-02	0.50	g	50.00	mL	10/21/09 11:50	KCW	3050B
6010B	9J21022	RSJ1103-03	0.52	g	50.00	mL	10/21/09 11:50	KCW	3050B
7471A	9J23054	RSJ1103-02	0.58	g	50.00	mL	10/24/09 16:00	MXM	7471A_
7471A	9J23054	RSJ1103-01	0.60	g	50.00	mL	10/24/09 16:00	MXM	7471A_
7471A	9J23054	RSJ1103-03	0.64	g	50.00	mL	10/24/09 16:00	MXM	7471A_
Volatile Organic Compounds by EPA 8260B									
8260B	9J20107	RSJ1103-03	5.05	g	5.00	mL	10/20/09 21:09	CDC	5030B MS

Benchmark Environmental & Engineering Science
2558 Hamburg Turnpike, Suite 300
Lackawanna, NY 14218

SDG Number: RSJ0891

Project: Benchmark - Globe site
Project Number: TURN

Received: 10/15/09-10/20/09
Reported: 11/02/09 13:16

LABORATORY QC DATA

Analyte	Source Result	Spike Level	RL	MDL	Units	Result	% REC	% REC Limits	% RPD	RPD Limit	Data Qualifiers
Volatile Organic Compounds by EPA 8260B											
Blank Analyzed: 10/19/09 (Lab Number:9J19018-BLK1, Batch: 9J19018)											
1,1,1-Trichloroethane			5.0	0.36	ug/kg wet	ND					
1,1,2,2-Tetrachloroethane			5.0	0.81	ug/kg wet	ND					
1,1,2-Trichloroethane			5.0	0.25	ug/kg wet	ND					
1,1,2-Trichloro-1,2,2-trifluoroethane			5.0	2.5	ug/kg wet	ND					
1,1-Dichloroethane			5.0	0.25	ug/kg wet	ND					
1,1-Dichloroethene			5.0	0.61	ug/kg wet	ND					
1,2,4-Trichlorobenzene			5.0	0.30	ug/kg wet	ND					
1,2,4-Trimethylbenzene			5.0	0.36	ug/kg wet	ND					
1,2-Dibromo-3-chloropropane			5.0	2.5	ug/kg wet	ND					
1,2-Dibromoethane			5.0	0.19	ug/kg wet	ND					
1,2-Dichlorobenzene			5.0	0.39	ug/kg wet	ND					
1,2-Dichloroethane			5.0	0.25	ug/kg wet	ND					
1,2-Dichloropropane			5.0	2.5	ug/kg wet	ND					
1,3,5-Trimethylbenzene			5.0	0.32	ug/kg wet	ND					
1,3-Dichlorobenzene			5.0	0.26	ug/kg wet	ND					
1,4-Dichlorobenzene			5.0	0.70	ug/kg wet	ND					
2-Butanone			25	1.8	ug/kg wet	ND					
2-Hexanone			25	1.7	ug/kg wet	ND					
p-Cymene			5.0	0.40	ug/kg wet	ND					
4-Methyl-2-pentanone			25	1.6	ug/kg wet	ND					
Acetone			25	1.1	ug/kg wet	ND					
Benzene			5.0	0.24	ug/kg wet	ND					
Bromodichloromethane			5.0	0.26	ug/kg wet	ND					
Bromoform			5.0	2.5	ug/kg wet	ND					
Bromomethane			5.0	1.1	ug/kg wet	ND					
Carbon disulfide			5.0	0.43	ug/kg wet	ND					
Carbon Tetrachloride			5.0	0.48	ug/kg wet	ND					
Chlorobenzene			5.0	0.66	ug/kg wet	ND					
Dibromochloromethane			5.0	0.28	ug/kg wet	ND					
Chloroethane			5.0	2.1	ug/kg wet	ND					
Chloroform			5.0	0.31	ug/kg wet	ND					
Chloromethane			5.0	0.30	ug/kg wet	ND					
cis-1,2-Dichloroethene			5.0	0.25	ug/kg wet	ND					
cis-1,3-Dichloropropene			5.0	0.28	ug/kg wet	ND					
Cyclohexane			5.0	0.23	ug/kg wet	ND					
Dichlorodifluoromethane			5.0	0.41	ug/kg wet	ND					

Benchmark Environmental & Engineering Science
2558 Hamburg Turnpike, Suite 300
Lackawanna, NY 14218

SDG Number: RSJ0891

Project: Benchmark - Globe site
Project Number: TURN

Received: 10/15/09-10/20/09
Reported: 11/02/09 13:16

LABORATORY QC DATA

Analyte	Source Result	Spike Level	RL	MDL	Units	Result	% REC	% REC Limits	% RPD	RPD Limit	Data Qualifiers
Volatile Organic Compounds by EPA 8260B											
Blank Analyzed: 10/19/09 (Lab Number:9J19018-BLK1, Batch: 9J19018)											
Ethylbenzene			5.0	0.34	ug/kg wet	ND					
Isopropylbenzene			5.0	0.75	ug/kg wet	ND					
Methyl Acetate			5.0	0.27	ug/kg wet	ND					
Methyl-t-Butyl Ether (MTBE)			5.0	0.49	ug/kg wet	ND					
Methylcyclohexane			5.0	0.32	ug/kg wet	ND					
Methylene Chloride			5.0	0.99	ug/kg wet	ND					
m-Xylene & p-Xylene			10	0.84	ug/kg wet	ND					
n-Butylbenzene			5.0	0.44	ug/kg wet	ND					
n-Propylbenzene			5.0	0.40	ug/kg wet	ND					
o-Xylene			5.0	0.65	ug/kg wet	ND					
sec-Butylbenzene			5.0	0.44	ug/kg wet	ND					
Styrene			5.0	0.25	ug/kg wet	ND					
Tetrachloroethene			5.0	0.67	ug/kg wet	ND					
Toluene			5.0	0.38	ug/kg wet	ND					
trans-1,2-Dichloroethene			5.0	0.52	ug/kg wet	ND					
trans-1,3-Dichloropropene			5.0	0.24	ug/kg wet	ND					
Trichloroethene			5.0	0.34	ug/kg wet	ND					
Trichlorofluoromethane			5.0	0.47	ug/kg wet	ND					
Vinyl chloride			10	0.61	ug/kg wet	ND					
Xylenes, total			10	0.84	ug/kg wet	ND					
Surrogate: 1,2-Dichloroethane-d4					*ug/kg wet*		*92*	*64-126*			
Surrogate: 4-Bromofluorobenzene					*ug/kg wet*		*105*	*72-126*			
Surrogate: Toluene-d8					*ug/kg wet*		*110*	*71-125*			
LCS Analyzed: 10/19/09 (Lab Number:9J19018-BS1, Batch: 9J19018)											
1,1,1,2-Tetrachloroethane		50.0	5.0	0.36	ug/kg wet	45.9	92	74-127			
1,1,1-Trichloroethane		50.0	5.0	0.36	ug/kg wet	45.4	91	77-121			
1,1,2,2-Tetrachloroethane		50.0	5.0	0.81	ug/kg wet	41.8	84	80-120			
1,1,2-Trichloroethane		50.0	5.0	0.25	ug/kg wet	44.7	89	78-122			
1,1,2-Trichloro-1,2,2-trifluoroethane		50.0	5.0	2.5	ug/kg wet	36.1	72	60-140			
1,1-Dichloroethane		50.0	5.0	0.25	ug/kg wet	45.5	91	79-126			
1,1-Dichloroethene		50.0	5.0	0.61	ug/kg wet	46.4	93	65-153			
1,1-Dichloropropene		50.0	5.0	0.29	ug/kg wet	45.6	91	72-128			
1,2,3-Trichlorobenzene		50.0	5.0	0.53	ug/kg wet	43.4	87	60-120			
1,2,3-Trichloropropane		50.0	5.0	0.51	ug/kg wet	41.6	83	73-128			

Benchmark Environmental & Engineering Science
2558 Hamburg Turnpike, Suite 300
Lackawanna, NY 14218

SDG Number: RSJ0891

Project: Benchmark - Globe site
Project Number: TURN

Received: 10/15/09-10/20/09
Reported: 11/02/09 13:16

LABORATORY QC DATA

Analyte	Source Result	Spike Level	RL	MDL	Units	Result	% REC	% REC Limits	% RPD	RPD Limit	Data Qualifiers
Volatile Organic Compounds by EPA 8260B											
LCS Analyzed: 10/19/09 (Lab Number:9J19018-BS1, Batch: 9J19018)											
1,2,4-Trichlorobenzene		50.0	5.0	0.30	ug/kg wet	44.2	88	64-120			
1,2,4-Trimethylbenzene		50.0	5.0	0.36	ug/kg wet	44.9	90	74-120			
1,2-Dibromo-3-chloropropane		50.0	5.0	2.5	ug/kg wet	39.0	78	63-124			
1,2-Dibromoethane		50.0	5.0	0.19	ug/kg wet	45.3	91	78-120			
1,2-Dichlorobenzene		50.0	5.0	0.39	ug/kg wet	44.2	88	75-120			
1,2-Dichloroethane		50.0	5.0	0.25	ug/kg wet	45.6	91	77-122			
1,2-Dichloroethene, Total		100	10	2.6	ug/kg wet	91.1	91	82-120			
1,2-Dichloropropane		50.0	5.0	2.5	ug/kg wet	45.8	92	75-124			
1,3,5-Trimethylbenzene		50.0	5.0	0.32	ug/kg wet	44.8	90	74-120			
1,3-Dichlorobenzene		50.0	5.0	0.26	ug/kg wet	44.8	90	74-120			
1,3-Dichloropropane		50.0	5.0	0.30	ug/kg wet	45.6	91	72-127			
1,4-Dichlorobenzene		50.0	5.0	0.70	ug/kg wet	44.6	89	73-120			
2-Butanone		250	25	1.8	ug/kg wet	207	83	70-134			
2-Hexanone		250	25	1.7	ug/kg wet	215	86	59-130			
p-Cymene		50.0	5.0	0.40	ug/kg wet	45.0	90	74-120			
4-Methyl-2-pentanone		250	25	1.6	ug/kg wet	219	88	65-133			
Acetone		250	25	1.1	ug/kg wet	214	85	61-137			
Acrylonitrile		250	100	2.1	ug/kg wet	204	82	65-134			
Benzene		50.0	5.0	0.24	ug/kg wet	45.4	91	79-127			
Bromochloromethane		50.0	5.0	0.36	ug/kg wet	46.1	92	75-134			
Bromodichloromethane		50.0	5.0	0.26	ug/kg wet	45.4	91	80-122			
Bromoform		50.0	5.0	2.5	ug/kg wet	44.2	88	68-126			
Bromomethane		50.0	5.0	1.1	ug/kg wet	39.9	80	37-149			
Carbon disulfide		50.0	5.0	0.43	ug/kg wet	29.7	59	64-131			L5
Carbon Tetrachloride		50.0	5.0	0.48	ug/kg wet	45.3	91	75-135			
Chlorobenzene		50.0	5.0	0.66	ug/kg wet	45.9	92	76-124			
Dibromochloromethane		50.0	5.0	0.28	ug/kg wet	45.3	91	76-125			
Chloroethane		50.0	5.0	2.1	ug/kg wet	51.9	104	69-135			
Chloroform		50.0	5.0	0.31	ug/kg wet	45.4	91	80-118			
Chloromethane		50.0	5.0	0.30	ug/kg wet	49.6	99	63-127			
cis-1,2-Dichloroethene		50.0	5.0	0.25	ug/kg wet	45.4	91	81-117			
cis-1,3-Dichloropropene		50.0	5.0	0.28	ug/kg wet	45.6	91	82-120			
Cyclohexane		50.0	5.0	0.23	ug/kg wet	39.0	78	70-130			
Dibromomethane		50.0	5.0	0.52	ug/kg wet	44.5	89	73-130			
Dichlorodifluoromethane		50.0	5.0	0.41	ug/kg wet	47.4	95	57-142			
Ethylbenzene		50.0	5.0	0.34	ug/kg wet	46.6	93	80-120			
Iodomethane		50.0	5.0	0.24	ug/kg wet	37.9	76	59-149			

Benchmark Environmental & Engineering Science
2558 Hamburg Turnpike, Suite 300
Lackawanna, NY 14218

SDG Number: RSJ0891

Project: Benchmark - Globe site
Project Number: TURN

Received: 10/15/09-10/20/09
Reported: 11/02/09 13:16

LABORATORY QC DATA

Analyte	Source Result	Spike Level	RL	MDL	Units	Result	% REC	% REC Limits	% RPD	RPD Limit	Data Qualifiers
Volatile Organic Compounds by EPA 8260B											
LCS Analyzed: 10/19/09 (Lab Number:9J19018-BS1, Batch: 9J19018)											
Isopropylbenzene		50.0	5.0	0.75	ug/kg wet	44.6	89	72-120			
Methyl Acetate		50.0	5.0	0.27	ug/kg wet	55.0	110	60-140			
Methyl-t-Butyl Ether (MTBE)		50.0	5.0	0.49	ug/kg wet	45.4	91	63-125			
Methylcyclohexane		50.0	5.0	0.32	ug/kg wet	41.2	82	60-140			
Methylene Chloride		50.0	5.0	0.99	ug/kg wet	43.5	87	61-127			
m-Xylene & p-Xylene		100	10	0.84	ug/kg wet	92.4	92	70-130			
n-Butylbenzene		50.0	5.0	0.44	ug/kg wet	44.7	89	70-120			
n-Propylbenzene		50.0	5.0	0.40	ug/kg wet	45.0	90	70-130			
o-Xylene		50.0	5.0	0.65	ug/kg wet	46.1	92	70-130			
sec-Butylbenzene		50.0	5.0	0.44	ug/kg wet	44.6	89	74-120			
Styrene		50.0	5.0	0.25	ug/kg wet	45.2	90	80-120			
tert-Butylbenzene		50.0	5.0	0.52	ug/kg wet	44.5	89	73-120			
Tetrachloroethene		50.0	5.0	0.67	ug/kg wet	46.5	93	74-122			
Toluene		50.0	5.0	0.38	ug/kg wet	46.2	92	74-128			
trans-1,2-Dichloroethene		50.0	5.0	0.52	ug/kg wet	45.7	91	78-126			
trans-1,3-Dichloropropene		50.0	5.0	0.24	ug/kg wet	45.6	91	73-123			
trans-1,4-Dichloro-2-butene		250	25	1.4	ug/kg wet	221	88	38-155			
Trichloroethene		50.0	5.0	0.34	ug/kg wet	45.5	91	77-129			
Trichlorofluoromethane		50.0	5.0	0.47	ug/kg wet	51.2	102	65-146			
Vinyl acetate		250	25	1.0	ug/kg wet	191	76	53-134			
Vinyl chloride		50.0	10	0.61	ug/kg wet	49.4	99	61-133			
Xylenes, total		150	10	0.84	ug/kg wet	139	92	80-120			
Surrogate: 1,2-Dichloroethane-d4					*ug/kg wet*		*101*	*64-126*			
Surrogate: 4-Bromofluorobenzene					*ug/kg wet*		*107*	*72-126*			
Surrogate: Toluene-d8					*ug/kg wet*		*112*	*71-125*			
Volatile Organic Compounds by EPA 8260B											
Blank Analyzed: 10/19/09 (Lab Number:9J19115-BLK1, Batch: 9J19115)											
1,1,1-Trichloroethane			5.0	0.36	ug/kg wet	ND					
1,1,2,2-Tetrachloroethane			5.0	0.81	ug/kg wet	ND					
1,1,2-Trichloroethane			5.0	0.25	ug/kg wet	ND					
1,1,2-Trichloro-1,2,2-trifluoroethane			5.0	2.5	ug/kg wet	ND					
1,1-Dichloroethane			5.0	0.25	ug/kg wet	ND					
1,1-Dichloroethene			5.0	0.61	ug/kg wet	ND					

Benchmark Environmental & Engineering Science
2558 Hamburg Turnpike, Suite 300
Lackawanna, NY 14218

SDG Number: RSJ0891

Project: Benchmark - Globe site
Project Number: TURN

Received: 10/15/09-10/20/09
Reported: 11/02/09 13:16

LABORATORY QC DATA

Analyte	Source Result	Spike Level	RL	MDL	Units	Result	% REC	% REC Limits	% RPD	RPD Limit	Data Qualifiers
Volatile Organic Compounds by EPA 8260B											
Blank Analyzed: 10/19/09 (Lab Number:9J19115-BLK1, Batch: 9J19115)											
1,2,4-Trichlorobenzene			5.0	0.30	ug/kg wet	ND					
1,2,4-Trimethylbenzene			5.0	0.36	ug/kg wet	ND					
1,2-Dibromo-3-chloropropane			5.0	2.5	ug/kg wet	ND					
1,2-Dibromoethane			5.0	0.19	ug/kg wet	ND					
1,2-Dichlorobenzene			5.0	0.39	ug/kg wet	ND					
1,2-Dichloroethane			5.0	0.25	ug/kg wet	ND					
1,2-Dichloropropane			5.0	2.5	ug/kg wet	ND					
1,3,5-Trimethylbenzene			5.0	0.32	ug/kg wet	ND					
1,3-Dichlorobenzene			5.0	0.26	ug/kg wet	ND					
1,4-Dichlorobenzene			5.0	0.70	ug/kg wet	ND					
2-Butanone			25	1.8	ug/kg wet	ND					
2-Hexanone			25	1.7	ug/kg wet	ND					
p-Cymene			5.0	0.40	ug/kg wet	ND					
4-Methyl-2-pentanone			25	1.6	ug/kg wet	ND					
Acetone			25	1.1	ug/kg wet	ND					
Benzene			5.0	0.24	ug/kg wet	ND					
Bromodichloromethane			5.0	0.26	ug/kg wet	ND					
Bromoform			5.0	2.5	ug/kg wet	ND					
Bromomethane			5.0	1.1	ug/kg wet	ND					
Carbon disulfide			5.0	0.43	ug/kg wet	ND					
Carbon Tetrachloride			5.0	0.48	ug/kg wet	ND					
Chlorobenzene			5.0	0.66	ug/kg wet	ND					
Dibromochloromethane			5.0	0.28	ug/kg wet	ND					
Chloroethane			5.0	2.1	ug/kg wet	ND					
Chloroform			5.0	0.31	ug/kg wet	ND					
Chloromethane			5.0	0.30	ug/kg wet	ND					
cis-1,2-Dichloroethene			5.0	0.25	ug/kg wet	ND					
cis-1,3-Dichloropropene			5.0	0.28	ug/kg wet	ND					
Cyclohexane			5.0	0.23	ug/kg wet	1.6					J
Dichlorodifluoromethane			5.0	0.41	ug/kg wet	ND					
Ethylbenzene			5.0	0.34	ug/kg wet	ND					
Isopropylbenzene			5.0	0.75	ug/kg wet	ND					
Methyl Acetate			5.0	0.27	ug/kg wet	ND					
Methyl-t-Butyl Ether (MTBE)			5.0	0.49	ug/kg wet	ND					
Methylcyclohexane			5.0	0.32	ug/kg wet	ND					
Methylene Chloride			5.0	0.99	ug/kg wet	1.3					J
m-Xylene & p-Xylene			10	0.84	ug/kg wet	ND					

Benchmark Environmental & Engineering Science
2558 Hamburg Turnpike, Suite 300
Lackawanna, NY 14218

SDG Number: RSJ0891

Project: Benchmark - Globe site
Project Number: TURN

Received: 10/15/09-10/20/09
Reported: 11/02/09 13:16

LABORATORY QC DATA

Analyte	Source Result	Spike Level	RL	MDL	Units	Result	% REC	% REC Limits	% RPD	RPD Limit	Data Qualifiers
Volatile Organic Compounds by EPA 8260B											
Blank Analyzed: 10/19/09 (Lab Number:9J19115-BLK1, Batch: 9J19115)											
n-Butylbenzene			5.0	0.44	ug/kg wet	ND					
n-Propylbenzene			5.0	0.40	ug/kg wet	ND					
o-Xylene			5.0	0.65	ug/kg wet	ND					
sec-Butylbenzene			5.0	0.44	ug/kg wet	ND					
Styrene			5.0	0.25	ug/kg wet	ND					
Tetrachloroethene			5.0	0.67	ug/kg wet	ND					
Toluene			5.0	0.38	ug/kg wet	ND					
trans-1,2-Dichloroethene			5.0	0.52	ug/kg wet	ND					
trans-1,3-Dichloropropene			5.0	0.24	ug/kg wet	ND					
Trichloroethene			5.0	0.34	ug/kg wet	ND					
Trichlorofluoromethane			5.0	0.47	ug/kg wet	ND					
Vinyl chloride			10	0.61	ug/kg wet	ND					
Xylenes, total			10	0.84	ug/kg wet	ND					
Surrogate: 1,2-Dichloroethane-d4					*ug/kg wet*		*98*	*64-126*			
Surrogate: 4-Bromofluorobenzene					*ug/kg wet*		*112*	*72-126*			
Surrogate: Toluene-d8					*ug/kg wet*		*119*	*71-125*			
LCS Analyzed: 10/19/09 (Lab Number:9J19115-BS1, Batch: 9J19115)											
1,1,1,2-Tetrachloroethane		50.0	5.0	0.36	ug/kg wet	52.5	105	74-127			
1,1,1-Trichloroethane		50.0	5.0	0.36	ug/kg wet	52.3	105	77-121			
1,1,2,2-Tetrachloroethane		50.0	5.0	0.81	ug/kg wet	48.6	97	80-120			
1,1,2-Trichloroethane		50.0	5.0	0.25	ug/kg wet	51.8	104	78-122			
1,1,2-Trichloro-1,2,2-trifluoroethane		50.0	5.0	2.5	ug/kg wet	53.1	106	60-140			
1,1-Dichloroethane		50.0	5.0	0.25	ug/kg wet	52.5	105	79-126			
1,1-Dichloroethene		50.0	5.0	0.61	ug/kg wet	56.5	113	65-153			
1,1-Dichloropropene		50.0	5.0	0.29	ug/kg wet	52.1	104	72-128			
1,2,3-Trichlorobenzene		50.0	5.0	0.53	ug/kg wet	50.4	101	60-120			
1,2,3-Trichloropropane		50.0	5.0	0.51	ug/kg wet	44.6	89	73-128			
1,2,4-Trichlorobenzene		50.0	5.0	0.30	ug/kg wet	50.4	101	64-120			
1,2,4-Trimethylbenzene		50.0	5.0	0.36	ug/kg wet	50.5	101	74-120			
1,2-Dibromo-3-chloropropane		50.0	5.0	2.5	ug/kg wet	43.6	87	63-124			
1,2-Dibromoethane		50.0	5.0	0.19	ug/kg wet	51.8	104	78-120			
1,2-Dichlorobenzene		50.0	5.0	0.39	ug/kg wet	50.2	100	75-120			
1,2-Dichloroethane		50.0	5.0	0.25	ug/kg wet	52.8	106	77-122			
1,2-Dichloroethene, Total		100	10	2.6	ug/kg wet	105	105	82-120			

Benchmark Environmental & Engineering Science
2558 Hamburg Turnpike, Suite 300
Lackawanna, NY 14218

SDG Number: RSJ0891

Project: Benchmark - Globe site
Project Number: TURN

Received: 10/15/09-10/20/09
Reported: 11/02/09 13:16

LABORATORY QC DATA

Analyte	Source Result	Spike Level	RL	MDL	Units	Result	% REC	% REC Limits	% RPD	RPD Limit	Data Qualifiers
Volatile Organic Compounds by EPA 8260B											
LCS Analyzed: 10/19/09 (Lab Number:9J19115-BS1, Batch: 9J19115)											
1,2-Dichloropropane		50.0	5.0	2.5	ug/kg wet	51.3	103	75-124			
1,3,5-Trimethylbenzene		50.0	5.0	0.32	ug/kg wet	50.2	100	74-120			
1,3-Dichlorobenzene		50.0	5.0	0.26	ug/kg wet	49.4	99	74-120			
1,3-Dichloropropane		50.0	5.0	0.30	ug/kg wet	52.0	104	72-127			
1,4-Dichlorobenzene		50.0	5.0	0.70	ug/kg wet	50.3	101	73-120			
2-Butanone		250	25	1.8	ug/kg wet	231	92	70-134			
2-Hexanone		250	25	1.7	ug/kg wet	234	94	59-130			
p-Cymene		50.0	5.0	0.40	ug/kg wet	48.6	97	74-120			
4-Methyl-2-pentanone		250	25	1.6	ug/kg wet	241	96	65-133			
Acetone		250	25	1.1	ug/kg wet	245	98	61-137			
Acrylonitrile		250	100	2.1	ug/kg wet	247	99	65-134			
Benzene		50.0	5.0	0.24	ug/kg wet	51.9	104	79-127			
Bromochloromethane		50.0	5.0	0.36	ug/kg wet	53.1	106	75-134			
Bromodichloromethane		50.0	5.0	0.26	ug/kg wet	51.2	102	80-122			
Bromoform		50.0	5.0	2.5	ug/kg wet	51.5	103	68-126			
Bromomethane		50.0	5.0	1.1	ug/kg wet	77.8	156	37-149			L1
Carbon disulfide		50.0	5.0	0.43	ug/kg wet	53.0	106	64-131			
Carbon Tetrachloride		50.0	5.0	0.48	ug/kg wet	51.5	103	75-135			
Chlorobenzene		50.0	5.0	0.66	ug/kg wet	52.2	104	76-124			
Dibromochloromethane		50.0	5.0	0.28	ug/kg wet	52.5	105	76-125			
Chloroethane		50.0	5.0	2.1	ug/kg wet	67.0	134	69-135			
Chloroform		50.0	5.0	0.31	ug/kg wet	52.1	104	80-118			
Chloromethane		50.0	5.0	0.30	ug/kg wet	60.1	120	63-127			
cis-1,2-Dichloroethene		50.0	5.0	0.25	ug/kg wet	52.5	105	81-117			
cis-1,3-Dichloropropene		50.0	5.0	0.28	ug/kg wet	52.2	104	82-120			
Cyclohexane		50.0	5.0	0.23	ug/kg wet	50.9	102	70-130			B
Dibromomethane		50.0	5.0	0.52	ug/kg wet	51.8	104	73-130			
Dichlorodifluoromethane		50.0	5.0	0.41	ug/kg wet	55.5	111	57-142			
Ethylbenzene		50.0	5.0	0.34	ug/kg wet	52.6	105	80-120			
Iodomethane		50.0	5.0	0.24	ug/kg wet	37.7	75	59-149			
Isopropylbenzene		50.0	5.0	0.75	ug/kg wet	51.0	102	72-120			
Methyl Acetate		50.0	5.0	0.27	ug/kg wet	43.2	86	60-140			
Methyl-t-Butyl Ether (MTBE)		50.0	5.0	0.49	ug/kg wet	51.3	103	63-125			
Methylcyclohexane		50.0	5.0	0.32	ug/kg wet	47.2	94	60-140			
Methylene Chloride		50.0	5.0	0.99	ug/kg wet	50.7	101	61-127			B
m-Xylene & p-Xylene		100	10	0.84	ug/kg wet	104	104	70-130			
n-Butylbenzene		50.0	5.0	0.44	ug/kg wet	48.5	97	70-120			

Benchmark Environmental & Engineering Science
2558 Hamburg Turnpike, Suite 300
Lackawanna, NY 14218

SDG Number: RSJ0891

Project: Benchmark - Globe site
Project Number: TURN

Received: 10/15/09-10/20/09
Reported: 11/02/09 13:16

LABORATORY QC DATA

Analyte	Source Result	Spike Level	RL	MDL	Units	Result	% REC	% REC Limits	% RPD	RPD Limit	Data Qualifiers
Volatile Organic Compounds by EPA 8260B											
LCS Analyzed: 10/19/09 (Lab Number:9J19115-BS1, Batch: 9J19115)											
n-Propylbenzene		50.0	5.0	0.40	ug/kg wet	49.2	98	70-130			
o-Xylene		50.0	5.0	0.65	ug/kg wet	52.2	104	70-130			
sec-Butylbenzene		50.0	5.0	0.44	ug/kg wet	53.1	106	74-120			
Styrene		50.0	5.0	0.25	ug/kg wet	59.6	119	80-120			
tert-Butylbenzene		50.0	5.0	0.52	ug/kg wet	50.2	100	73-120			
Tetrachloroethene		50.0	5.0	0.67	ug/kg wet	52.8	106	74-122			
Toluene		50.0	5.0	0.38	ug/kg wet	52.3	105	74-128			
trans-1,2-Dichloroethene		50.0	5.0	0.52	ug/kg wet	52.0	104	78-126			
trans-1,3-Dichloropropene		50.0	5.0	0.24	ug/kg wet	52.3	105	73-123			
trans-1,4-Dichloro-2-butene		250	25	1.4	ug/kg wet	150	60	38-155			
Trichloroethene		50.0	5.0	0.34	ug/kg wet	52.7	105	77-129			
Trichlorofluoromethane		50.0	5.0	0.47	ug/kg wet	58.1	116	65-146			
Vinyl acetate		250	25	1.0	ug/kg wet	234	93	53-134			
Vinyl chloride		50.0	10	0.61	ug/kg wet	57.6	115	61-133			
Xylenes, total		150	10	0.84	ug/kg wet	156	104	80-120			
Surrogate: 1,2-Dichloroethane-d4					*ug/kg wet*		*107*	*64-126*			
Surrogate: 4-Bromofluorobenzene					*ug/kg wet*		*110*	*72-126*			
Surrogate: Toluene-d8					*ug/kg wet*		*114*	*71-125*			
Volatile Organic Compounds by EPA 8260B											
Blank Analyzed: 10/20/09 (Lab Number:9J20008-BLK1, Batch: 9J20008)											
1,1,1-Trichloroethane			5.0	0.36	ug/kg wet	ND					
1,1,2,2-Tetrachloroethane			5.0	0.81	ug/kg wet	ND					
1,1,2-Trichloroethane			5.0	0.25	ug/kg wet	ND					
1,1,2-Trichloro-1,2,2-trifluoroethane			5.0	2.5	ug/kg wet	ND					
1,1-Dichloroethane			5.0	0.25	ug/kg wet	ND					
1,1-Dichloroethene			5.0	0.61	ug/kg wet	ND					
1,2,4-Trichlorobenzene			5.0	0.30	ug/kg wet	ND					
1,2,4-Trimethylbenzene			5.0	0.36	ug/kg wet	ND					
1,2-Dibromo-3-chloropropane			5.0	2.5	ug/kg wet	ND					
1,2-Dibromoethane			5.0	0.19	ug/kg wet	ND					
1,2-Dichlorobenzene			5.0	0.39	ug/kg wet	ND					
1,2-Dichloroethane			5.0	0.25	ug/kg wet	ND					
1,2-Dichloropropane			5.0	2.5	ug/kg wet	ND					

Benchmark Environmental & Engineering Science
2558 Hamburg Turnpike, Suite 300
Lackawanna, NY 14218

SDG Number: RSJ0891

Project: Benchmark - Globe site
Project Number: TURN

Received: 10/15/09-10/20/09
Reported: 11/02/09 13:16

LABORATORY QC DATA

Analyte	Source Result	Spike Level	RL	MDL	Units	Result	% REC	% REC Limits	% RPD	RPD Limit	Data Qualifiers
Volatile Organic Compounds by EPA 8260B											
Blank Analyzed: 10/20/09 (Lab Number:9J20008-BLK1, Batch: 9J20008)											
1,3,5-Trimethylbenzene			5.0	0.32	ug/kg wet	ND					
1,3-Dichlorobenzene			5.0	0.26	ug/kg wet	ND					
1,4-Dichlorobenzene			5.0	0.70	ug/kg wet	ND					
2-Butanone			25	1.8	ug/kg wet	ND					
2-Hexanone			25	1.7	ug/kg wet	ND					
p-Cymene			5.0	0.40	ug/kg wet	ND					
4-Methyl-2-pentanone			25	1.6	ug/kg wet	ND					
Acetone			25	1.1	ug/kg wet	ND					
Benzene			5.0	0.24	ug/kg wet	ND					
Bromodichloromethane			5.0	0.26	ug/kg wet	ND					
Bromoform			5.0	2.5	ug/kg wet	ND					
Bromomethane			5.0	1.1	ug/kg wet	ND					
Carbon disulfide			5.0	0.43	ug/kg wet	ND					
Carbon Tetrachloride			5.0	0.48	ug/kg wet	ND					
Chlorobenzene			5.0	0.66	ug/kg wet	ND					
Dibromochloromethane			5.0	0.28	ug/kg wet	ND					
Chloroethane			5.0	2.1	ug/kg wet	ND					
Chloroform			5.0	0.31	ug/kg wet	ND					
Chloromethane			5.0	0.30	ug/kg wet	ND					
cis-1,2-Dichloroethene			5.0	0.25	ug/kg wet	ND					
cis-1,3-Dichloropropene			5.0	0.28	ug/kg wet	ND					
Cyclohexane			5.0	0.23	ug/kg wet	2.0					J
Dichlorodifluoromethane			5.0	0.41	ug/kg wet	ND					
Ethylbenzene			5.0	0.34	ug/kg wet	ND					
Isopropylbenzene			5.0	0.75	ug/kg wet	ND					
Methyl Acetate			5.0	0.27	ug/kg wet	ND					
Methyl-t-Butyl Ether (MTBE)			5.0	0.49	ug/kg wet	ND					
Methylcyclohexane			5.0	0.32	ug/kg wet	ND					
Methylene Chloride			5.0	0.99	ug/kg wet	1.1					J
m-Xylene & p-Xylene			10	0.84	ug/kg wet	ND					
n-Butylbenzene			5.0	0.44	ug/kg wet	ND					
n-Propylbenzene			5.0	0.40	ug/kg wet	ND					
o-Xylene			5.0	0.65	ug/kg wet	ND					
sec-Butylbenzene			5.0	0.44	ug/kg wet	ND					
Styrene			5.0	0.25	ug/kg wet	ND					
Tetrachloroethene			5.0	0.67	ug/kg wet	ND					
Toluene			5.0	0.38	ug/kg wet	ND					

Benchmark Environmental & Engineering Science
2558 Hamburg Turnpike, Suite 300
Lackawanna, NY 14218

SDG Number: RSJ0891

Project: Benchmark - Globe site
Project Number: TURN

Received: 10/15/09-10/20/09
Reported: 11/02/09 13:16

LABORATORY QC DATA

Analyte	Source Result	Spike Level	RL	MDL	Units	Result	% REC	% REC Limits	% RPD	RPD Limit	Data Qualifiers
Volatile Organic Compounds by EPA 8260B											
Blank Analyzed: 10/20/09 (Lab Number:9J20008-BLK1, Batch: 9J20008)											
trans-1,2-Dichloroethene			5.0	0.52	ug/kg wet	ND					
trans-1,3-Dichloropropene			5.0	0.24	ug/kg wet	ND					
Trichloroethene			5.0	0.34	ug/kg wet	ND					
Trichlorofluoromethane			5.0	0.47	ug/kg wet	ND					
Vinyl chloride			10	0.61	ug/kg wet	ND					
Xylenes, total			10	0.84	ug/kg wet	ND					
Surrogate: 1,2-Dichloroethane-d4					*ug/kg wet*		*101*	*64-126*			
Surrogate: 4-Bromofluorobenzene					*ug/kg wet*		*115*	*72-126*			
Surrogate: Toluene-d8					*ug/kg wet*		*118*	*71-125*			
LCS Analyzed: 10/20/09 (Lab Number:9J20008-BS1, Batch: 9J20008)											
1,1,1,2-Tetrachloroethane			5.0	0.36	ug/kg wet	ND		74-127			
1,1,1-Trichloroethane			5.0	0.36	ug/kg wet	ND		77-121			
1,1,2,2-Tetrachloroethane			5.0	0.81	ug/kg wet	ND		80-120			
1,1,2-Trichloroethane			5.0	0.25	ug/kg wet	ND		78-122			
1,1,2-Trichloro-1,2,2-trifluoroethane			5.0	2.5	ug/kg wet	ND		60-140			
1,1-Dichloroethane			5.0	0.25	ug/kg wet	ND		79-126			
1,1-Dichloroethene		50.0	5.0	0.61	ug/kg wet	50.8	102	65-153			
1,1-Dichloropropene			5.0	0.29	ug/kg wet	ND		72-128			
1,2,3-Trichlorobenzene			5.0	0.53	ug/kg wet	ND		60-120			
1,2,3-Trichloropropane			5.0	0.51	ug/kg wet	ND		73-128			
1,2,4-Trichlorobenzene			5.0	0.30	ug/kg wet	ND		64-120			
1,2,4-Trimethylbenzene			5.0	0.36	ug/kg wet	ND		74-120			
1,2-Dibromo-3-chloropropane			5.0	2.5	ug/kg wet	ND		63-124			
1,2-Dibromoethane			5.0	0.19	ug/kg wet	ND		78-120			
1,2-Dichlorobenzene			5.0	0.39	ug/kg wet	ND		75-120			
1,2-Dichloroethane			5.0	0.25	ug/kg wet	ND		77-122			
1,2-Dichloroethene, Total			10	2.6	ug/kg wet	ND		82-120			
1,2-Dichloropropane			5.0	2.5	ug/kg wet	ND		75-124			
1,3,5-Trimethylbenzene			5.0	0.32	ug/kg wet	ND		74-120			
1,3-Dichlorobenzene			5.0	0.26	ug/kg wet	ND		74-120			
1,3-Dichloropropane			5.0	0.30	ug/kg wet	ND		72-127			
1,4-Dichlorobenzene			5.0	0.70	ug/kg wet	ND		73-120			
2-Butanone			25	1.8	ug/kg wet	ND		70-134			
2-Hexanone			25	1.7	ug/kg wet	ND		59-130			

Benchmark Environmental & Engineering Science
2558 Hamburg Turnpike, Suite 300
Lackawanna, NY 14218

SDG Number: RSJ0891

Project: Benchmark - Globe site
Project Number: TURN

Received: 10/15/09-10/20/09
Reported: 11/02/09 13:16

LABORATORY QC DATA

Analyte	Source Result	Spike Level	RL	MDL	Units	Result	% REC	% REC Limits	% RPD	RPD Limit	Data Qualifiers
Volatile Organic Compounds by EPA 8260B											
LCS Analyzed: 10/20/09 (Lab Number:9J20008-BS1, Batch: 9J20008)											
p-Cymene			5.0	0.40	ug/kg wet	ND		74-120			
4-Methyl-2-pentanone			25	1.6	ug/kg wet	ND		65-133			
Acetone			25	1.1	ug/kg wet	ND		61-137			
Acrylonitrile			100	2.1	ug/kg wet	ND		65-134			
Benzene		50.0	5.0	0.24	ug/kg wet	49.3	99	79-127			
Bromochloromethane			5.0	0.36	ug/kg wet	ND		75-134			
Bromodichloromethane			5.0	0.26	ug/kg wet	ND		80-122			
Bromoform			5.0	2.5	ug/kg wet	ND		68-126			
Bromomethane			5.0	1.1	ug/kg wet	ND		37-149			
Carbon disulfide			5.0	0.43	ug/kg wet	ND		64-131			
Carbon Tetrachloride			5.0	0.48	ug/kg wet	ND		75-135			
Chlorobenzene		50.0	5.0	0.66	ug/kg wet	50.8	102	76-124			
Dibromochloromethane			5.0	0.28	ug/kg wet	ND		76-125			
Chloroethane			5.0	2.1	ug/kg wet	ND		69-135			
Chloroform			5.0	0.31	ug/kg wet	ND		80-118			
Chloromethane			5.0	0.30	ug/kg wet	ND		63-127			
cis-1,2-Dichloroethene			5.0	0.25	ug/kg wet	ND		81-117			
cis-1,3-Dichloropropene			5.0	0.28	ug/kg wet	ND		82-120			
Cyclohexane			5.0	0.23	ug/kg wet	1.07		70-130			J,B
Dibromomethane			5.0	0.52	ug/kg wet	ND		73-130			
Dichlorodifluoromethane			5.0	0.41	ug/kg wet	ND		57-142			
Ethylbenzene			5.0	0.34	ug/kg wet	ND		80-120			
Iodomethane			5.0	0.24	ug/kg wet	ND		59-149			
Isopropylbenzene			5.0	0.75	ug/kg wet	ND		72-120			
Methyl Acetate			5.0	0.27	ug/kg wet	ND		60-140			
Methyl-t-Butyl Ether (MTBE)			5.0	0.49	ug/kg wet	ND		63-125			
Methylcyclohexane			5.0	0.32	ug/kg wet	ND		60-140			
Methylene Chloride			5.0	0.99	ug/kg wet	1.10		61-127			J,B
m-Xylene & p-Xylene			10	0.84	ug/kg wet	ND		70-130			
n-Butylbenzene			5.0	0.44	ug/kg wet	ND		70-120			
n-Propylbenzene			5.0	0.40	ug/kg wet	ND		70-130			
o-Xylene			5.0	0.65	ug/kg wet	ND		70-130			
sec-Butylbenzene			5.0	0.44	ug/kg wet	ND		74-120			
Styrene			5.0	0.25	ug/kg wet	ND		80-120			
tert-Butylbenzene			5.0	0.52	ug/kg wet	ND		73-120			
Tetrachloroethene			5.0	0.67	ug/kg wet	ND		74-122			
Toluene		50.0	5.0	0.38	ug/kg wet	50.0	100	74-128			

Benchmark Environmental & Engineering Science
2558 Hamburg Turnpike, Suite 300
Lackawanna, NY 14218

SDG Number: RSJ0891

Project: Benchmark - Globe site
Project Number: TURN

Received: 10/15/09-10/20/09
Reported: 11/02/09 13:16

LABORATORY QC DATA

Analyte	Source Result	Spike Level	RL	MDL	Units	Result	% REC	% REC Limits	% RPD	RPD Limit	Data Qualifiers
Volatile Organic Compounds by EPA 8260B											
LCS Analyzed: 10/20/09 (Lab Number:9J20008-BS1, Batch: 9J20008)											
trans-1,2-Dichloroethene			5.0	0.52	ug/kg wet	ND		78-126			
trans-1,3-Dichloropropene			5.0	0.24	ug/kg wet	ND		73-123			
trans-1,4-Dichloro-2-butene			25	1.4	ug/kg wet	ND		38-155			
Trichloroethene		50.0	5.0	0.34	ug/kg wet	49.1	98	77-129			
Trichlorofluoromethane			5.0	0.47	ug/kg wet	ND		65-146			
Vinyl acetate			25	1.0	ug/kg wet	ND		53-134			
Vinyl chloride			10	0.61	ug/kg wet	ND		61-133			
Xylenes, total			10	0.84	ug/kg wet	ND		80-120			
Surrogate: 1,2-Dichloroethane-d4					*ug/kg wet*		*104*	*64-126*			
Surrogate: 4-Bromofluorobenzene					*ug/kg wet*		*114*	*72-126*			
Surrogate: Toluene-d8					*ug/kg wet*		*120*	*71-125*			
Volatile Organic Compounds by EPA 8260B											
Blank Analyzed: 10/20/09 (Lab Number:9J20107-BLK1, Batch: 9J20107)											
1,1,1-Trichloroethane			5.0	0.36	ug/kg wet	ND					
1,1,2,2-Tetrachloroethane			5.0	0.81	ug/kg wet	ND					
1,1,2-Trichloroethane			5.0	0.25	ug/kg wet	ND					
1,1,2-Trichloro-1,2,2-trifluoroethane			5.0	2.5	ug/kg wet	ND					
1,1-Dichloroethane			5.0	0.25	ug/kg wet	ND					
1,1-Dichloroethene			5.0	0.61	ug/kg wet	ND					
1,2,4-Trichlorobenzene			5.0	0.30	ug/kg wet	ND					
1,2,4-Trimethylbenzene			5.0	0.36	ug/kg wet	ND					
1,2-Dibromo-3-chloropropane			5.0	2.5	ug/kg wet	ND					
1,2-Dibromoethane			5.0	0.19	ug/kg wet	ND					
1,2-Dichlorobenzene			5.0	0.39	ug/kg wet	ND					
1,2-Dichloroethane			5.0	0.25	ug/kg wet	ND					
1,2-Dichloropropane			5.0	2.5	ug/kg wet	ND					
1,3,5-Trimethylbenzene			5.0	0.32	ug/kg wet	ND					
1,3-Dichlorobenzene			5.0	0.26	ug/kg wet	ND					
1,4-Dichlorobenzene			5.0	0.70	ug/kg wet	1.5					J
2-Butanone			25	1.8	ug/kg wet	ND					
2-Hexanone			25	1.7	ug/kg wet	ND					
p-Cymene			5.0	0.40	ug/kg wet	ND					
4-Methyl-2-pentanone			25	1.6	ug/kg wet	ND					

Benchmark Environmental & Engineering Science
2558 Hamburg Turnpike, Suite 300
Lackawanna, NY 14218

SDG Number: RSJ0891

Project: Benchmark - Globe site
Project Number: TURN

Received: 10/15/09-10/20/09
Reported: 11/02/09 13:16

LABORATORY QC DATA

Analyte	Source Result	Spike Level	RL	MDL	Units	Result	% REC	% REC Limits	% RPD	RPD Limit	Data Qualifiers
Volatile Organic Compounds by EPA 8260B											
Blank Analyzed: 10/20/09 (Lab Number:9J20107-BLK1, Batch: 9J20107)											
Acetone			25	1.1	ug/kg wet	ND					
Benzene			5.0	0.24	ug/kg wet	ND					
Bromodichloromethane			5.0	0.26	ug/kg wet	ND					
Bromoform			5.0	2.5	ug/kg wet	ND					
Bromomethane			5.0	1.1	ug/kg wet	ND					
Carbon disulfide			5.0	0.43	ug/kg wet	ND					
Carbon Tetrachloride			5.0	0.48	ug/kg wet	ND					
Chlorobenzene			5.0	0.66	ug/kg wet	ND					
Dibromochloromethane			5.0	0.28	ug/kg wet	ND					
Chloroethane			5.0	2.1	ug/kg wet	ND					
Chloroform			5.0	0.31	ug/kg wet	ND					
Chloromethane			5.0	0.30	ug/kg wet	ND					
cis-1,2-Dichloroethene			5.0	0.25	ug/kg wet	ND					
cis-1,3-Dichloropropene			5.0	0.28	ug/kg wet	ND					
Cyclohexane			5.0	0.23	ug/kg wet	ND					
Dichlorodifluoromethane			5.0	0.41	ug/kg wet	ND					
Ethylbenzene			5.0	0.34	ug/kg wet	ND					
Isopropylbenzene			5.0	0.75	ug/kg wet	ND					
Methyl Acetate			5.0	0.27	ug/kg wet	ND					
Methyl-t-Butyl Ether (MTBE)			5.0	0.49	ug/kg wet	ND					
Methylcyclohexane			5.0	0.32	ug/kg wet	ND					
Methylene Chloride			5.0	0.99	ug/kg wet	ND					
m-Xylene & p-Xylene			10	0.84	ug/kg wet	ND					
n-Butylbenzene			5.0	0.44	ug/kg wet	ND					
n-Propylbenzene			5.0	0.40	ug/kg wet	ND					
o-Xylene			5.0	0.65	ug/kg wet	ND					
sec-Butylbenzene			5.0	0.44	ug/kg wet	ND					
Styrene			5.0	0.25	ug/kg wet	ND					
Tetrachloroethene			5.0	0.67	ug/kg wet	ND					
Toluene			5.0	0.38	ug/kg wet	ND					
trans-1,2-Dichloroethene			5.0	0.52	ug/kg wet	ND					
trans-1,3-Dichloropropene			5.0	0.24	ug/kg wet	ND					
Trichloroethene			5.0	0.34	ug/kg wet	ND					
Trichlorofluoromethane			5.0	0.47	ug/kg wet	ND					
Vinyl chloride			10	0.61	ug/kg wet	ND					
Xylenes, total			10	0.84	ug/kg wet	ND					

Benchmark Environmental & Engineering Science
2558 Hamburg Turnpike, Suite 300
Lackawanna, NY 14218

SDG Number: RSJ0891

Project: Benchmark - Globe site
Project Number: TURN

Received: 10/15/09-10/20/09
Reported: 11/02/09 13:16

LABORATORY QC DATA

Analyte	Source Result	Spike Level	RL	MDL	Units	Result	% REC	% REC Limits	% RPD	RPD Limit	Data Qualifiers
Volatile Organic Compounds by EPA 8260B											
Blank Analyzed: 10/20/09 (Lab Number:9J20107-BLK1, Batch: 9J20107)											
Surrogate: 1,2-Dichloroethane-d4					*ug/kg wet*		*97*	*64-126*			
Surrogate: 4-Bromofluorobenzene					*ug/kg wet*		*111*	*72-126*			
Surrogate: Toluene-d8					*ug/kg wet*		*111*	*71-125*			
LCS Analyzed: 10/20/09 (Lab Number:9J20107-BS1, Batch: 9J20107)											
1,1,1,2-Tetrachloroethane		50.0	5.0	0.36	ug/kg wet	50.3	101	74-127			
1,1,1-Trichloroethane		50.0	5.0	0.36	ug/kg wet	50.0	100	77-121			
1,1,2,2-Tetrachloroethane		50.0	5.0	0.81	ug/kg wet	50.1	100	80-120			
1,1,2-Trichloroethane		50.0	5.0	0.25	ug/kg wet	51.7	103	78-122			
1,1,2-Trichloro-1,2,2-trifluoroethane		50.0	5.0	2.5	ug/kg wet	52.8	106	60-140			
1,1-Dichloroethane		50.0	5.0	0.25	ug/kg wet	51.4	103	79-126			
1,1-Dichloroethene		50.0	5.0	0.61	ug/kg wet	55.5	111	65-153			
1,1-Dichloropropene		50.0	5.0	0.29	ug/kg wet	51.2	102	72-128			
1,2,3-Trichlorobenzene		50.0	5.0	0.53	ug/kg wet	48.4	97	60-120			
1,2,3-Trichloropropane		50.0	5.0	0.51	ug/kg wet	46.6	93	73-128			
1,2,4-Trichlorobenzene		50.0	5.0	0.30	ug/kg wet	49.4	99	64-120			
1,2,4-Trimethylbenzene		50.0	5.0	0.36	ug/kg wet	49.0	98	74-120			
1,2-Dibromo-3-chloropropane		50.0	5.0	2.5	ug/kg wet	44.2	88	63-124			
1,2-Dibromoethane		50.0	5.0	0.19	ug/kg wet	52.4	105	78-120			
1,2-Dichlorobenzene		50.0	5.0	0.39	ug/kg wet	48.9	98	75-120			
1,2-Dichloroethane		50.0	5.0	0.25	ug/kg wet	52.2	104	77-122			
1,2-Dichloroethene, Total		100	10	2.6	ug/kg wet	103	103	82-120			
1,2-Dichloropropane		50.0	5.0	2.5	ug/kg wet	50.2	100	75-124			
1,3,5-Trimethylbenzene		50.0	5.0	0.32	ug/kg wet	48.3	97	74-120			
1,3-Dichlorobenzene		50.0	5.0	0.26	ug/kg wet	48.2	96	74-120			
1,3-Dichloropropane		50.0	5.0	0.30	ug/kg wet	52.3	105	72-127			
1,4-Dichlorobenzene		50.0	5.0	0.70	ug/kg wet	50.3	101	73-120			B
2-Butanone		250	25	1.8	ug/kg wet	261	104	70-134			
2-Hexanone		250	25	1.7	ug/kg wet	261	104	59-130			
p-Cymene		50.0	5.0	0.40	ug/kg wet	46.6	93	74-120			
4-Methyl-2-pentanone		250	25	1.6	ug/kg wet	261	105	65-133			
Acetone		250	25	1.1	ug/kg wet	279	112	61-137			
Acrylonitrile		250	100	2.1	ug/kg wet	270	108	65-134			
Benzene		50.0	5.0	0.24	ug/kg wet	50.5	101	79-127			
Bromochloromethane		50.0	5.0	0.36	ug/kg wet	52.6	105	75-134			
Bromodichloromethane		50.0	5.0	0.26	ug/kg wet	49.0	98	80-122			

Benchmark Environmental & Engineering Science
2558 Hamburg Turnpike, Suite 300
Lackawanna, NY 14218

SDG Number: RSJ0891

Project: Benchmark - Globe site
Project Number: TURN

Received: 10/15/09-10/20/09
Reported: 11/02/09 13:16

LABORATORY QC DATA

Analyte	Source Result	Spike Level	RL	MDL	Units	Result	% REC	% REC Limits	% RPD	RPD Limit	Data Qualifiers
Volatile Organic Compounds by EPA 8260B											
LCS Analyzed: 10/20/09 (Lab Number:9J20107-BS1, Batch: 9J20107)											
Bromoform		50.0	5.0	2.5	ug/kg wet	50.5	101	68-126			
Bromomethane		50.0	5.0	1.1	ug/kg wet	65.6	131	37-149			
Carbon disulfide		50.0	5.0	0.43	ug/kg wet	51.2	102	64-131			
Carbon Tetrachloride		50.0	5.0	0.48	ug/kg wet	49.6	99	75-135			
Chlorobenzene		50.0	5.0	0.66	ug/kg wet	51.2	102	76-124			
Dibromochloromethane		50.0	5.0	0.28	ug/kg wet	51.1	102	76-125			
Chloroethane		50.0	5.0	2.1	ug/kg wet	58.8	118	69-135			
Chloroform		50.0	5.0	0.31	ug/kg wet	50.8	102	80-118			
Chloromethane		50.0	5.0	0.30	ug/kg wet	54.8	110	63-127			
cis-1,2-Dichloroethene		50.0	5.0	0.25	ug/kg wet	52.1	104	81-117			
cis-1,3-Dichloropropene		50.0	5.0	0.28	ug/kg wet	51.1	102	82-120			
Cyclohexane		50.0	5.0	0.23	ug/kg wet	48.0	96	70-130			
Dibromomethane		50.0	5.0	0.52	ug/kg wet	51.5	103	73-130			
Dichlorodifluoromethane		50.0	5.0	0.41	ug/kg wet	53.9	108	57-142			
Ethylbenzene		50.0	5.0	0.34	ug/kg wet	50.7	101	80-120			
Iodomethane		50.0	5.0	0.24	ug/kg wet	37.4	75	59-149			
Isopropylbenzene		50.0	5.0	0.75	ug/kg wet	49.6	99	72-120			
Methyl Acetate		50.0	5.0	0.27	ug/kg wet	47.8	96	60-140			
Methyl-t-Butyl Ether (MTBE)		50.0	5.0	0.49	ug/kg wet	51.5	103	63-125			
Methylcyclohexane		50.0	5.0	0.32	ug/kg wet	46.4	93	60-140			
Methylene Chloride		50.0	5.0	0.99	ug/kg wet	48.6	97	61-127			
m-Xylene & p-Xylene		100	10	0.84	ug/kg wet	101	101	70-130			
n-Butylbenzene		50.0	5.0	0.44	ug/kg wet	46.6	93	70-120			
n-Propylbenzene		50.0	5.0	0.40	ug/kg wet	47.5	95	70-130			
o-Xylene		50.0	5.0	0.65	ug/kg wet	50.6	101	70-130			
sec-Butylbenzene		50.0	5.0	0.44	ug/kg wet	51.5	103	74-120			
Styrene		50.0	5.0	0.25	ug/kg wet	58.0	116	80-120			
tert-Butylbenzene		50.0	5.0	0.52	ug/kg wet	48.7	97	73-120			
Tetrachloroethene		50.0	5.0	0.67	ug/kg wet	51.7	103	74-122			
Toluene		50.0	5.0	0.38	ug/kg wet	51.0	102	74-128			
trans-1,2-Dichloroethene		50.0	5.0	0.52	ug/kg wet	50.6	101	78-126			
trans-1,3-Dichloropropene		50.0	5.0	0.24	ug/kg wet	51.6	103	73-123			
trans-1,4-Dichloro-2-butene		250	25	1.4	ug/kg wet	157	63	38-155			
Trichloroethene		50.0	5.0	0.34	ug/kg wet	51.9	104	77-129			
Trichlorofluoromethane		50.0	5.0	0.47	ug/kg wet	56.2	112	65-146			
Vinyl acetate		250	25	1.0	ug/kg wet	245	98	53-134			

Benchmark Environmental & Engineering Science
2558 Hamburg Turnpike, Suite 300
Lackawanna, NY 14218

SDG Number: RSJ0891

Project: Benchmark - Globe site
Project Number: TURN

Received: 10/15/09-10/20/09
Reported: 11/02/09 13:16

LABORATORY QC DATA

Analyte	Source Result	Spike Level	RL	MDL	Units	Result	% REC	% REC Limits	% RPD	RPD Limit	Data Qualifiers
Volatile Organic Compounds by EPA 8260B											
LCS Analyzed: 10/20/09 (Lab Number:9J20107-BS1, Batch: 9J20107)											
Vinyl chloride		50.0	10	0.61	ug/kg wet	56.4	113	61-133			
Xylenes, total		150	10	0.84	ug/kg wet	152	101	80-120			
Surrogate: 1,2-Dichloroethane-d4					*ug/kg wet*		*109*	*64-126*			
Surrogate: 4-Bromofluorobenzene					*ug/kg wet*		*113*	*72-126*			
Surrogate: Toluene-d8					*ug/kg wet*		*116*	*71-125*			

Benchmark Environmental & Engineering Science
2558 Hamburg Turnpike, Suite 300
Lackawanna, NY 14218

SDG Number: RSJ0891

Project: Benchmark - Globe site
Project Number: TURN

Received: 10/15/09-10/20/09
Reported: 11/02/09 13:16

LABORATORY QC DATA

Analyte	Source Result	Spike Level	RL	MDL	Units	Result	% REC	% REC Limits	% RPD	RPD Limit	Data Qualifiers
Semivolatile Organics by GC/MS											
Blank Analyzed: 10/19/09 (Lab Number:9J15066-BLK1, Batch: 9J15066)											
2,4,5-Trichlorophenol			170	37	ug/kg wet	ND					
2,4,6-Trichlorophenol			170	11	ug/kg wet	ND					
2,4-Dichlorophenol			170	8.8	ug/kg wet	ND					
2,4-Dimethylphenol			170	45	ug/kg wet	ND					
2,4-Dinitrophenol			330	59	ug/kg wet	ND					
2,4-Dinitrotoluene			170	26	ug/kg wet	ND					
2,6-Dinitrotoluene			170	41	ug/kg wet	ND					
2-Chloronaphthalene			170	11	ug/kg wet	ND					
2-Chlorophenol			170	8.5	ug/kg wet	ND					
2-Methylnaphthalene			170	2.0	ug/kg wet	ND					
2-Methylphenol			170	5.1	ug/kg wet	ND					
2-Nitroaniline			330	54	ug/kg wet	ND					
2-Nitrophenol			170	7.7	ug/kg wet	ND					
3,3'-Dichlorobenzidine			170	150	ug/kg wet	ND					
3-Nitroaniline			330	39	ug/kg wet	ND					
4,6-Dinitro-2-methylphenol			330	58	ug/kg wet	ND					
4-Bromophenyl phenyl ether			170	53	ug/kg wet	ND					
4-Chloro-3-methylphenol			170	6.9	ug/kg wet	ND					
4-Chloroaniline			170	49	ug/kg wet	ND					
4-Chlorophenyl phenyl ether			170	3.6	ug/kg wet	ND					
4-Methylphenol			170	9.3	ug/kg wet	ND					
4-Nitroaniline			330	19	ug/kg wet	ND					
4-Nitrophenol			330	41	ug/kg wet	ND					
Acenaphthene			170	2.0	ug/kg wet	ND					
Acenaphthylene			170	1.4	ug/kg wet	ND					
Acetophenone			170	8.6	ug/kg wet	ND					
Anthracene			170	4.3	ug/kg wet	ND					
Atrazine			170	7.5	ug/kg wet	ND					
Benzaldehyde			170	18	ug/kg wet	ND					
Benzo(a)anthracene			170	2.9	ug/kg wet	ND					
Benzo(a)pyrene			170	4.0	ug/kg wet	ND					
Benzo(b)fluoranthene			170	3.2	ug/kg wet	ND					
Benzo(ghi)perylene			170	2.0	ug/kg wet	ND					
Benzo(k)fluoranthene			170	1.8	ug/kg wet	ND					
Biphenyl			170	10	ug/kg wet	ND					

Benchmark Environmental & Engineering Science
2558 Hamburg Turnpike, Suite 300
Lackawanna, NY 14218

SDG Number: RSJ0891

Project: Benchmark - Globe site
Project Number: TURN

Received: 10/15/09-10/20/09
Reported: 11/02/09 13:16

LABORATORY QC DATA

Analyte	Source Result	Spike Level	RL	MDL	Units	Result	% REC	% REC Limits	% RPD	RPD Limit	Data Qualifiers
Semivolatile Organics by GC/MS											
Blank Analyzed: 10/19/09 (Lab Number:9J15066-BLK1, Batch: 9J15066)											
Bis(2-chloroethoxy)methane			170	9.1	ug/kg wet	ND					
Bis(2-chloroethyl)ether			170	14	ug/kg wet	ND					
2,2'-Oxybis(1-Chloropropane)			170	17	ug/kg wet	ND					
Bis(2-ethylhexyl) phthalate			170	54	ug/kg wet	ND					
Butyl benzyl phthalate			170	45	ug/kg wet	ND					
Caprolactam			170	72	ug/kg wet	ND					
Carbazole			170	1.9	ug/kg wet	ND					
Chrysene			170	1.7	ug/kg wet	7.9					J
Dibenzo(a,h)anthracene			170	2.0	ug/kg wet	ND					
Dibenzofuran			170	1.7	ug/kg wet	ND					
Diethyl phthalate			170	5.1	ug/kg wet	ND					
Dimethyl phthalate			170	4.4	ug/kg wet	ND					
Di-n-butyl phthalate			170	58	ug/kg wet	ND					
Di-n-octyl phthalate			170	3.9	ug/kg wet	ND					
Fluoranthene			170	2.4	ug/kg wet	ND					
Fluorene			170	3.9	ug/kg wet	ND					
Hexachlorobenzene			170	8.3	ug/kg wet	ND					
Hexachlorobutadiene			170	8.6	ug/kg wet	ND					
Hexachlorocyclopentadiene			170	51	ug/kg wet	ND					
Hexachloroethane			170	13	ug/kg wet	ND					
Indeno(1,2,3-cd)pyrene			170	4.6	ug/kg wet	ND					
Isophorone			170	8.4	ug/kg wet	ND					
Naphthalene			170	2.8	ug/kg wet	ND					
Nitrobenzene			170	7.4	ug/kg wet	ND					
N-Nitrosodi-n-propylamine			170	13	ug/kg wet	ND					
N-Nitrosodiphenylamine			170	9.2	ug/kg wet	ND					
Pentachlorophenol			330	57	ug/kg wet	ND					
Phenanthrene			170	3.5	ug/kg wet	ND					
Phenol			170	18	ug/kg wet	ND					
Pyrene			170	1.1	ug/kg wet	ND					
Surrogate: 2,4,6-Tribromophenol					*ug/kg wet*		*90*	*39-146*			
Surrogate: 2-Fluorobiphenyl					*ug/kg wet*		*94*	*37-120*			
Surrogate: 2-Fluorophenol					*ug/kg wet*		*75*	*18-120*			

Benchmark Environmental & Engineering Science
2558 Hamburg Turnpike, Suite 300
Lackawanna, NY 14218

SDG Number: RSJ0891

Project: Benchmark - Globe site
Project Number: TURN

Received: 10/15/09-10/20/09
Reported: 11/02/09 13:16

LABORATORY QC DATA

Analyte	Source Result	Spike Level	RL	MDL	Units	Result	% REC	% REC Limits	% RPD	RPD Limit	Data Qualifiers
Semivolatile Organics by GC/MS											
Blank Analyzed: 10/19/09 (Lab Number:9J15066-BLK1, Batch: 9J15066)											
Surrogate: Nitrobenzene-d5					*ug/kg wet*		*91*	*34-132*			
Surrogate: Phenol-d5					*ug/kg wet*		*80*	*11-120*			
Surrogate: p-Terphenyl-d14					*ug/kg wet*		*91*	*58-147*			
LCS Analyzed: 10/19/09 (Lab Number:9J15066-BS1, Batch: 9J15066)											
2,4,5-Trichlorophenol		3330	170	37	ug/kg wet	3530	106	59-126			
2,4,6-Trichlorophenol		3330	170	11	ug/kg wet	3480	104	59-123			
2,4-Dichlorophenol		3330	170	8.8	ug/kg wet	3370	101	52-120			
2,4-Dimethylphenol		3330	170	46	ug/kg wet	3360	101	36-120			
2,4-Dinitrophenol		3330	330	59	ug/kg wet	2990	90	35-146			
2,4-Dinitrotoluene		3330	170	26	ug/kg wet	3790	114	55-125			
2,6-Dinitrotoluene		3330	170	41	ug/kg wet	3710	111	66-128			
2-Chloronaphthalene		3330	170	11	ug/kg wet	3310	99	57-120			
2-Chlorophenol		3330	170	8.6	ug/kg wet	2850	86	38-120			
2-Methylnaphthalene		3330	170	2.0	ug/kg wet	3400	102	47-120			
2-Methylphenol		3330	170	5.2	ug/kg wet	3060	92	48-120			
2-Nitroaniline		3330	330	54	ug/kg wet	4220	127	61-130			
2-Nitrophenol		3330	170	7.7	ug/kg wet	3210	97	50-120			
3,3'-Dichlorobenzidine		3330	170	150	ug/kg wet	3790	114	48-126			
3-Nitroaniline		3330	330	39	ug/kg wet	3420	103	61-127			
4,6-Dinitro-2-methylphenol		3330	330	58	ug/kg wet	4150	125	49-155			
4-Bromophenyl phenyl ether		3330	170	54	ug/kg wet	3530	106	58-131			
4-Chloro-3-methylphenol		3330	170	6.9	ug/kg wet	3500	105	49-125			
4-Chloroaniline		3330	170	49	ug/kg wet	3240	97	49-120			
4-Chlorophenyl phenyl ether		3330	170	3.6	ug/kg wet	3270	98	63-124			
4-Methylphenol		3330	170	9.4	ug/kg wet	3130	94	50-119			
4-Nitroaniline		3330	330	19	ug/kg wet	3570	107	63-128			
4-Nitrophenol		3330	330	41	ug/kg wet	4160	125	43-137			
Acenaphthene		3330	170	2.0	ug/kg wet	3540	106	53-120			
Acenaphthylene		3330	170	1.4	ug/kg wet	3470	104	58-121			
Acetophenone		3330	170	8.7	ug/kg wet	2910	88	66-120			
Anthracene		3330	170	4.3	ug/kg wet	3530	106	62-129			
Atrazine		3330	170	7.5	ug/kg wet	2340	70	73-133			L5
Benzaldehyde		3330	170	18	ug/kg wet	3090	93	21-120			
Benzo(a)anthracene		3330	170	2.9	ug/kg wet	3570	107	65-133			
Benzo(a)pyrene		3330	170	4.1	ug/kg wet	3950	119	64-127			

Benchmark Environmental & Engineering Science
2558 Hamburg Turnpike, Suite 300
Lackawanna, NY 14218

SDG Number: RSJ0891

Project: Benchmark - Globe site
Project Number: TURN

Received: 10/15/09-10/20/09
Reported: 11/02/09 13:16

LABORATORY QC DATA

Analyte	Source Result	Spike Level	RL	MDL	Units	Result	% REC	% REC Limits	% RPD	RPD Limit	Data Qualifiers
Semivolatile Organics by GC/MS											
LCS Analyzed: 10/19/09 (Lab Number:9J15066-BS1, Batch: 9J15066)											
Benzo(b)fluoranthene		3330	170	3.3	ug/kg wet	3500	105	64-135			
Benzo(ghi)perylene		3330	170	2.0	ug/kg wet	3770	113	50-152			
Benzo(k)fluoranthene		3330	170	1.9	ug/kg wet	4120	124	58-138			
Biphenyl		3330	170	11	ug/kg wet	3200	96	71-120			
Bis(2-chloroethoxy)methane		3330	170	9.2	ug/kg wet	2500	75	61-133			
Bis(2-chloroethyl)ether		3330	170	15	ug/kg wet	2690	81	45-120			
2,2'-Oxybis(1-Chloropropane)		3330	170	18	ug/kg wet	3300	99	44-120			
Bis(2-ethylhexyl) phthalate		3330	170	54	ug/kg wet	3550	107	61-133			
Butyl benzyl phthalate		3330	170	45	ug/kg wet	3920	118	61-129			
Caprolactam		3330	170	73	ug/kg wet	3450	104	54-133			
Carbazole		3330	170	2.0	ug/kg wet	3580	108	59-129			
Chrysene		3330	170	1.7	ug/kg wet	3660	110	64-131			B
Dibenzo(a,h)anthracene		3330	170	2.0	ug/kg wet	3670	110	54-148			
Dibenzofuran		3330	170	1.8	ug/kg wet	3420	103	56-120			
Diethyl phthalate		3330	170	5.1	ug/kg wet	3720	112	66-126			
Dimethyl phthalate		3330	170	4.4	ug/kg wet	3610	109	65-124			
Di-n-butyl phthalate		3330	170	58	ug/kg wet	3530	106	58-130			
Di-n-octyl phthalate		3330	170	3.9	ug/kg wet	3540	106	62-133			
Fluoranthene		3330	170	2.4	ug/kg wet	3490	105	62-131			
Fluorene		3330	170	3.9	ug/kg wet	3600	108	63-126			
Hexachlorobenzene		3330	170	8.4	ug/kg wet	3240	97	60-132			
Hexachlorobutadiene		3330	170	8.6	ug/kg wet	3190	96	45-120			
Hexachlorocyclopentadiene		3330	170	51	ug/kg wet	2920	88	31-120			
Hexachloroethane		3330	170	13	ug/kg wet	2790	84	41-120			
Indeno(1,2,3-cd)pyrene		3330	170	4.7	ug/kg wet	3790	114	56-149			
Isophorone		3330	170	8.4	ug/kg wet	3130	94	56-120			
Naphthalene		3330	170	2.8	ug/kg wet	3230	97	46-120			
Nitrobenzene		3330	170	7.5	ug/kg wet	3370	101	49-120			
N-Nitrosodi-n-propylamine		3330	170	13	ug/kg wet	3200	96	46-120			
N-Nitrosodiphenylamine		3330	170	9.2	ug/kg wet	4400	132	20-119			L5
Pentachlorophenol		3330	330	58	ug/kg wet	2780	83	33-136			
Phenanthrene		3330	170	3.5	ug/kg wet	3620	109	60-130			
Phenol		3330	170	18	ug/kg wet	2940	88	36-120			
Pyrene		3330	170	1.1	ug/kg wet	3790	114	51-133			

Benchmark Environmental & Engineering Science
2558 Hamburg Turnpike, Suite 300
Lackawanna, NY 14218

SDG Number: RSJ0891

Project: Benchmark - Globe site
Project Number: TURN

Received: 10/15/09-10/20/09
Reported: 11/02/09 13:16

LABORATORY QC DATA

Analyte	Source Result	Spike Level	RL	MDL	Units	Result	% REC	% REC Limits	% RPD	RPD Limit	Data Qualifiers
Semivolatile Organics by GC/MS											
LCS Analyzed: 10/19/09 (Lab Number:9J15066-BS1, Batch: 9J15066)											
Surrogate: 2,4,6-Tribromophenol					*ug/kg wet*		*105*	*39-146*			
Surrogate: 2-Fluorobiphenyl					*ug/kg wet*		*101*	*37-120*			
Surrogate: 2-Fluorophenol					*ug/kg wet*		*79*	*18-120*			
Surrogate: Nitrobenzene-d5					*ug/kg wet*		*103*	*34-132*			
Surrogate: Phenol-d5					*ug/kg wet*		*83*	*11-120*			
Surrogate: p-Terphenyl-d14					*ug/kg wet*		*97*	*58-147*			
LCS Dup Analyzed: 10/19/09 (Lab Number:9J15066-BSD1, Batch: 9J15066)											
2,4,5-Trichlorophenol		3250	170	36	ug/kg wet	3520	108	59-126	0.2	18	
2,4,6-Trichlorophenol		3250	170	11	ug/kg wet	3470	107	59-123	0.2	19	
2,4-Dichlorophenol		3250	170	8.6	ug/kg wet	3380	104	52-120	0.4	19	
2,4-Dimethylphenol		3250	170	45	ug/kg wet	3340	103	36-120	0.5	42	
2,4-Dinitrophenol		3250	320	58	ug/kg wet	3210	99	35-146	7	22	
2,4-Dinitrotoluene		3250	170	26	ug/kg wet	3760	115	55-125	0.8	20	
2,6-Dinitrotoluene		3250	170	40	ug/kg wet	3870	119	66-128	4	15	
2-Chloronaphthalene		3250	170	11	ug/kg wet	3320	102	57-120	0.4	21	
2-Chlorophenol		3250	170	8.4	ug/kg wet	2920	90	38-120	2	25	
2-Methylnaphthalene		3250	170	2.0	ug/kg wet	3450	106	47-120	1	21	
2-Methylphenol		3250	170	5.1	ug/kg wet	3180	98	48-120	4	27	
2-Nitroaniline		3250	320	53	ug/kg wet	4390	135	61-130	4	15	L1
2-Nitrophenol		3250	170	7.5	ug/kg wet	3280	101	50-120	2	18	
3,3'-Dichlorobenzidine		3250	170	140	ug/kg wet	4000	123	48-126	6	25	
3-Nitroaniline		3250	320	38	ug/kg wet	3600	111	61-127	5	19	
4,6-Dinitro-2-methylphenol		3250	320	57	ug/kg wet	4430	136	49-155	6	15	
4-Bromophenyl phenyl ether		3250	170	52	ug/kg wet	3830	118	58-131	8	15	
4-Chloro-3-methylphenol		3250	170	6.8	ug/kg wet	3510	108	49-125	0.5	27	
4-Chloroaniline		3250	170	48	ug/kg wet	3360	103	49-120	3	22	
4-Chlorophenyl phenyl ether		3250	170	3.5	ug/kg wet	3280	101	63-124	0.1	16	
4-Methylphenol		3250	170	9.2	ug/kg wet	3230	99	50-119	3	24	
4-Nitroaniline		3250	320	18	ug/kg wet	3560	109	63-128	0.4	24	
4-Nitrophenol		3250	320	40	ug/kg wet	4140	127	43-137	0.7	25	
Acenaphthene		3250	170	1.9	ug/kg wet	3590	110	53-120	1	35	
Acenaphthylene		3250	170	1.3	ug/kg wet	3500	108	58-121	1	18	
Acetophenone		3250	170	8.5	ug/kg wet	2970	91	66-120	2	20	

Benchmark Environmental & Engineering Science
2558 Hamburg Turnpike, Suite 300
Lackawanna, NY 14218

SDG Number: RSJ0891

Project: Benchmark - Globe site
Project Number: TURN

Received: 10/15/09-10/20/09
Reported: 11/02/09 13:16

LABORATORY QC DATA

Analyte	Source Result	Spike Level	RL	MDL	Units	Result	% REC	% REC Limits	% RPD	RPD Limit	Data Qualifiers
Semivolatile Organics by GC/MS											
LCS Dup Analyzed: 10/19/09 (Lab Number:9J15066-BSD1, Batch: 9J15066)											
Anthracene		3250	170	4.2	ug/kg wet	3780	116	62-129	7	15	
Atrazine		3250	170	7.3	ug/kg wet	2480	76	73-133	6	20	
Benzaldehyde		3250	170	18	ug/kg wet	3230	99	21-120	4	20	
Benzo(a)anthracene		3250	170	2.8	ug/kg wet	3730	114	65-133	4	15	
Benzo(a)pyrene		3250	170	4.0	ug/kg wet	4040	124	64-127	2	15	
Benzo(b)fluoranthene		3250	170	3.2	ug/kg wet	4000	123	64-135	13	15	
Benzo(ghi)perylene		3250	170	2.0	ug/kg wet	3890	119	50-152	3	15	
Benzo(k)fluoranthene		3250	170	1.8	ug/kg wet	3820	117	58-138	8	22	
Biphenyl		3250	170	10	ug/kg wet	3260	100	71-120	2	20	
Bis(2-chloroethoxy)methane		3250	170	9.0	ug/kg wet	2480	76	61-133	0.7	17	
Bis(2-chloroethyl)ether		3250	170	14	ug/kg wet	2700	83	45-120	0.2	21	
2,2'-Oxybis(1-Chloropropane)		3250	170	17	ug/kg wet	3280	101	44-120	0.7	24	
Bis(2-ethylhexyl) phthalate		3250	170	53	ug/kg wet	3720	114	61-133	5	15	
Butyl benzyl phthalate		3250	170	44	ug/kg wet	4020	123	61-129	3	16	
Caprolactam		3250	170	71	ug/kg wet	3480	107	54-133	0.9	20	
Carbazole		3250	170	1.9	ug/kg wet	3820	117	59-129	6	20	
Chrysene		3250	170	1.6	ug/kg wet	3800	117	64-131	4	15	B
Dibenzo(a,h)anthracene		3250	170	1.9	ug/kg wet	3850	118	54-148	5	15	
Dibenzofuran		3250	170	1.7	ug/kg wet	3410	105	56-120	0.4	15	
Diethyl phthalate		3250	170	5.0	ug/kg wet	3760	115	66-126	1	15	
Dimethyl phthalate		3250	170	4.3	ug/kg wet	3640	112	65-124	0.8	15	
Di-n-butyl phthalate		3250	170	57	ug/kg wet	3770	116	58-130	7	15	
Di-n-octyl phthalate		3250	170	3.9	ug/kg wet	3660	113	62-133	3	16	
Fluoranthene		3250	170	2.4	ug/kg wet	3750	115	62-131	7	15	
Fluorene		3250	170	3.8	ug/kg wet	3640	112	63-126	1	15	
Hexachlorobenzene		3250	170	8.2	ug/kg wet	3530	108	60-132	8	15	
Hexachlorobutadiene		3250	170	8.4	ug/kg wet	3080	95	45-120	4	44	
Hexachlorocyclopentadiene		3250	170	50	ug/kg wet	2840	87	31-120	3	49	
Hexachloroethane		3250	170	13	ug/kg wet	2790	86	41-120	0.03	46	
Indeno(1,2,3-cd)pyrene		3250	170	4.6	ug/kg wet	3930	121	56-149	4	15	
Isophorone		3250	170	8.2	ug/kg wet	3150	97	56-120	0.7	17	
Naphthalene		3250	170	2.7	ug/kg wet	3230	99	46-120	0.01	29	
Nitrobenzene		3250	170	7.3	ug/kg wet	3370	104	49-120	0.02	24	
N-Nitrosodi-n-propylamine		3250	170	13	ug/kg wet	3260	100	46-120	2	31	
N-Nitrosodiphenylamine		3250	170	9.0	ug/kg wet	4680	144	20-119	6	15	L1

Benchmark Environmental & Engineering Science
2558 Hamburg Turnpike, Suite 300
Lackawanna, NY 14218

SDG Number: RSJ0891

Project: Benchmark - Globe site
Project Number: TURN

Received: 10/15/09-10/20/09
Reported: 11/02/09 13:16

LABORATORY QC DATA

Analyte	Source Result	Spike Level	RL	MDL	Units	Result	% REC	% REC Limits	% RPD	RPD Limit	Data Qualifiers
Semivolatile Organics by GC/MS											
LCS Dup Analyzed: 10/19/09 (Lab Number:9J15066-BSD1, Batch: 9J15066)											
Pentachlorophenol		3250	320	57	ug/kg wet	3090	95	33-136	11	35	
Phenanthrene		3250	170	3.5	ug/kg wet	3840	118	60-130	6	15	
Phenol		3250	170	17	ug/kg wet	3010	93	36-120	2	35	
Pyrene		3250	170	1.1	ug/kg wet	3970	122	51-133	5	35	
Surrogate: 2,4,6-Tribromophenol					*ug/kg wet*		*115*	*39-146*			
Surrogate: 2-Fluorobiphenyl					*ug/kg wet*		*104*	*37-120*			
Surrogate: 2-Fluorophenol					*ug/kg wet*		*81*	*18-120*			
Surrogate: Nitrobenzene-d5					*ug/kg wet*		*107*	*34-132*			
Surrogate: Phenol-d5					*ug/kg wet*		*89*	*11-120*			
Surrogate: p-Terphenyl-d14					*ug/kg wet*		*105*	*58-147*			
Semivolatile Organics by GC/MS											
Blank Analyzed: 10/20/09 (Lab Number:9J17040-BLK1, Batch: 9J17040)											
2,4,5-Trichlorophenol			170	37	ug/kg wet	ND					
2,4,6-Trichlorophenol			170	11	ug/kg wet	ND					
2,4-Dichlorophenol			170	8.8	ug/kg wet	ND					
2,4-Dimethylphenol			170	45	ug/kg wet	ND					
2,4-Dinitrophenol			330	59	ug/kg wet	ND					
2,4-Dinitrotoluene			170	26	ug/kg wet	ND					
2,6-Dinitrotoluene			170	41	ug/kg wet	ND					
2-Chloronaphthalene			170	11	ug/kg wet	ND					
2-Chlorophenol			170	8.6	ug/kg wet	ND					
2-Methylnaphthalene			170	2.0	ug/kg wet	ND					
2-Methylphenol			170	5.2	ug/kg wet	ND					
2-Nitroaniline			330	54	ug/kg wet	ND					
2-Nitrophenol			170	7.7	ug/kg wet	ND					
3,3'-Dichlorobenzidine			170	150	ug/kg wet	ND					
3-Nitroaniline			330	39	ug/kg wet	ND					
4,6-Dinitro-2-methylphenol			330	58	ug/kg wet	ND					
4-Bromophenyl phenyl ether			170	54	ug/kg wet	ND					
4-Chloro-3-methylphenol			170	6.9	ug/kg wet	ND					
4-Chloroaniline			170	49	ug/kg wet	ND					
4-Chlorophenyl phenyl ether			170	3.6	ug/kg wet	ND					

Benchmark Environmental & Engineering Science
2558 Hamburg Turnpike, Suite 300
Lackawanna, NY 14218

SDG Number: RSJ0891

Project: Benchmark - Globe site
Project Number: TURN

Received: 10/15/09-10/20/09
Reported: 11/02/09 13:16

LABORATORY QC DATA

Analyte	Source Result	Spike Level	RL	MDL	Units	Result	% REC	% REC Limits	% RPD	RPD Limit	Data Qualifiers
Semivolatile Organics by GC/MS											
Blank Analyzed: 10/20/09 (Lab Number:9J17040-BLK1, Batch: 9J17040)											
4-Methylphenol			170	9.4	ug/kg wet	ND					
4-Nitroaniline			330	19	ug/kg wet	ND					
4-Nitrophenol			330	41	ug/kg wet	ND					
Acenaphthene			170	2.0	ug/kg wet	ND					
Acenaphthylene			170	1.4	ug/kg wet	ND					
Acetophenone			170	8.6	ug/kg wet	ND					
Anthracene			170	4.3	ug/kg wet	ND					
Atrazine			170	7.5	ug/kg wet	ND					
Benzaldehyde			170	18	ug/kg wet	ND					
Benzo(a)anthracene			170	2.9	ug/kg wet	ND					
Benzo(a)pyrene			170	4.1	ug/kg wet	ND					
Benzo(b)fluoranthene			170	3.3	ug/kg wet	ND					
Benzo(ghi)perylene			170	2.0	ug/kg wet	ND					
Benzo(k)fluoranthene			170	1.9	ug/kg wet	ND					
Biphenyl			170	10	ug/kg wet	ND					
Bis(2-chloroethoxy)methane			170	9.2	ug/kg wet	ND					
Bis(2-chloroethyl)ether			170	15	ug/kg wet	ND					
2,2'-Oxybis(1-Chloropropane)			170	18	ug/kg wet	ND					
Bis(2-ethylhexyl) phthalate			170	54	ug/kg wet	ND					
Butyl benzyl phthalate			170	45	ug/kg wet	ND					
Caprolactam			170	73	ug/kg wet	ND					
Carbazole			170	1.9	ug/kg wet	ND					
Chrysene			170	1.7	ug/kg wet	ND					
Dibenzo(a,h)anthracene			170	2.0	ug/kg wet	ND					
Dibenzofuran			170	1.8	ug/kg wet	ND					
Diethyl phthalate			170	5.1	ug/kg wet	ND					
Dimethyl phthalate			170	4.4	ug/kg wet	ND					
Di-n-butyl phthalate			170	58	ug/kg wet	ND					
Di-n-octyl phthalate			170	3.9	ug/kg wet	ND					
Fluoranthene			170	2.4	ug/kg wet	ND					
Fluorene			170	3.9	ug/kg wet	ND					
Hexachlorobenzene			170	8.4	ug/kg wet	ND					
Hexachlorobutadiene			170	8.6	ug/kg wet	ND					
Hexachlorocyclopentadiene			170	51	ug/kg wet	ND					
Hexachloroethane			170	13	ug/kg wet	ND					

Benchmark Environmental & Engineering Science
2558 Hamburg Turnpike, Suite 300
Lackawanna, NY 14218

SDG Number: RSJ0891

Project: Benchmark - Globe site
Project Number: TURN

Received: 10/15/09-10/20/09
Reported: 11/02/09 13:16

LABORATORY QC DATA

Analyte	Source Result	Spike Level	RL	MDL	Units	Result	% REC	% REC Limits	% RPD	RPD Limit	Data Qualifiers
Semivolatile Organics by GC/MS											
Blank Analyzed: 10/20/09 (Lab Number:9J17040-BLK1, Batch: 9J17040)											
Indeno(1,2,3-cd)pyrene			170	4.7	ug/kg wet	ND					
Isophorone			170	8.4	ug/kg wet	ND					
Naphthalene			170	2.8	ug/kg wet	ND					
Nitrobenzene			170	7.5	ug/kg wet	ND					
N-Nitrosodi-n-propylamine			170	13	ug/kg wet	ND					
N-Nitrosodiphenylamine			170	9.2	ug/kg wet	ND					
Pentachlorophenol			330	58	ug/kg wet	ND					
Phenanthrene			170	3.5	ug/kg wet	ND					
Phenol			170	18	ug/kg wet	ND					
Pyrene			170	1.1	ug/kg wet	ND					
Surrogate: 2,4,6-Tribromophenol					*ug/kg wet*		*81*	*39-146*			
Surrogate: 2-Fluorobiphenyl					*ug/kg wet*		*82*	*37-120*			
Surrogate: 2-Fluorophenol					*ug/kg wet*		*74*	*18-120*			
Surrogate: Nitrobenzene-d5					*ug/kg wet*		*74*	*34-132*			
Surrogate: Phenol-d5					*ug/kg wet*		*77*	*11-120*			
Surrogate: p-Terphenyl-d14					*ug/kg wet*		*81*	*58-147*			
LCS Analyzed: 10/20/09 (Lab Number:9J17040-BS1, Batch: 9J17040)											
2,4,5-Trichlorophenol		3250	170	36	ug/kg wet	3030	93	59-126			
2,4,6-Trichlorophenol		3250	170	11	ug/kg wet	2930	90	59-123			
2,4-Dichlorophenol		3250	170	8.6	ug/kg wet	2610	80	52-120			
2,4-Dimethylphenol		3250	170	44	ug/kg wet	2490	77	36-120			
2,4-Dinitrophenol		3250	320	58	ug/kg wet	3200	98	35-146			
2,4-Dinitrotoluene		3250	170	25	ug/kg wet	3510	108	55-125			
2,6-Dinitrotoluene		3250	170	40	ug/kg wet	3480	107	66-128			
2-Chloronaphthalene		3250	170	11	ug/kg wet	2790	86	57-120			
2-Chlorophenol		3250	170	8.4	ug/kg wet	2280	70	38-120			
2-Methylnaphthalene		3250	170	2.0	ug/kg wet	2670	82	47-120			
2-Methylphenol		3250	170	5.1	ug/kg wet	2560	79	48-120			
2-Nitroaniline		3250	320	53	ug/kg wet	2810	87	61-130			
2-Nitrophenol		3250	170	7.5	ug/kg wet	2530	78	50-120			
3,3'-Dichlorobenzidine		3250	170	140	ug/kg wet	3370	104	48-126			
3-Nitroaniline		3250	320	38	ug/kg wet	3130	96	61-127			
4,6-Dinitro-2-methylphenol		3250	320	57	ug/kg wet	3680	113	49-155			

Benchmark Environmental & Engineering Science
2558 Hamburg Turnpike, Suite 300
Lackawanna, NY 14218

SDG Number: RSJ0891

Project: Benchmark - Globe site
Project Number: TURN

Received: 10/15/09-10/20/09
Reported: 11/02/09 13:16

LABORATORY QC DATA

Analyte	Source Result	Spike Level	RL	MDL	Units	Result	% REC	% REC Limits	% RPD	RPD Limit	Data Qualifiers
Semivolatile Organics by GC/MS											
LCS Analyzed: 10/20/09 (Lab Number:9J17040-BS1, Batch: 9J17040)											
4-Bromophenyl phenyl ether		3250	170	52	ug/kg wet	3110	96	58-131			
4-Chloro-3-methylphenol		3250	170	6.8	ug/kg wet	2860	88	49-125			
4-Chloroaniline		3250	170	48	ug/kg wet	2590	80	49-120			
4-Chlorophenyl phenyl ether		3250	170	3.5	ug/kg wet	2660	82	63-124			
4-Methylphenol		3250	170	9.2	ug/kg wet	2600	80	50-119			
4-Nitroaniline		3250	320	18	ug/kg wet	2930	90	63-128			
4-Nitrophenol		3250	320	40	ug/kg wet	2880	89	43-137			
Acenaphthene		3250	170	1.9	ug/kg wet	2970	92	53-120			
Acenaphthylene		3250	170	1.3	ug/kg wet	2960	91	58-121			
Acetophenone		3250	170	8.4	ug/kg wet	2560	79	66-120			
Anthracene		3250	170	4.2	ug/kg wet	3110	96	62-129			
Atrazine		3250	170	7.3	ug/kg wet	2160	67	73-133			L5
Benzaldehyde		3250	170	18	ug/kg wet	2610	80	21-120			
Benzo(a)anthracene		3250	170	2.8	ug/kg wet	3130	96	65-133			
Benzo(a)pyrene		3250	170	4.0	ug/kg wet	3840	118	64-127			
Benzo(b)fluoranthene		3250	170	3.2	ug/kg wet	3310	102	64-135			
Benzo(ghi)perylene		3250	170	2.0	ug/kg wet	3750	116	50-152			
Benzo(k)fluoranthene		3250	170	1.8	ug/kg wet	3920	121	58-138			
Biphenyl		3250	170	10	ug/kg wet	2880	89	71-120			
Bis(2-chloroethoxy)methane		3250	170	8.9	ug/kg wet	1860	57	61-133			L5
Bis(2-chloroethyl)ether		3250	170	14	ug/kg wet	2150	66	45-120			
2,2'-Oxybis(1-Chloropropane)		3250	170	17	ug/kg wet	1480	45	44-120			
Bis(2-ethylhexyl) phthalate		3250	170	53	ug/kg wet	2950	91	61-133			
Butyl benzyl phthalate		3250	170	44	ug/kg wet	3090	95	61-129			
Caprolactam		3250	170	71	ug/kg wet	3000	92	54-133			
Carbazole		3250	170	1.9	ug/kg wet	3100	96	59-129			
Chrysene		3250	170	1.6	ug/kg wet	3300	102	64-131			
Dibenzo(a,h)anthracene		3250	170	1.9	ug/kg wet	3440	106	54-148			
Dibenzofuran		3250	170	1.7	ug/kg wet	2900	89	56-120			
Diethyl phthalate		3250	170	5.0	ug/kg wet	3050	94	66-126			
Dimethyl phthalate		3250	170	4.3	ug/kg wet	3100	95	65-124			
Di-n-butyl phthalate		3250	170	57	ug/kg wet	3010	93	58-130			
Di-n-octyl phthalate		3250	170	3.8	ug/kg wet	2930	90	62-133			
Fluoranthene		3250	170	2.4	ug/kg wet	3140	97	62-131			
Fluorene		3250	170	3.8	ug/kg wet	2970	91	63-126			

Benchmark Environmental & Engineering Science
2558 Hamburg Turnpike, Suite 300
Lackawanna, NY 14218

SDG Number: RSJ0891

Project: Benchmark - Globe site
Project Number: TURN

Received: 10/15/09-10/20/09
Reported: 11/02/09 13:16

LABORATORY QC DATA

Analyte	Source Result	Spike Level	RL	MDL	Units	Result	% REC	% REC Limits	% RPD	RPD Limit	Data Qualifiers
Semivolatile Organics by GC/MS											
LCS Analyzed: 10/20/09 (Lab Number:9J17040-BS1, Batch: 9J17040)											
Hexachlorobenzene		3250	170	8.2	ug/kg wet	3050	94	60-132			
Hexachlorobutadiene		3250	170	8.4	ug/kg wet	2200	68	45-120			
Hexachlorocyclopentadiene		3250	170	50	ug/kg wet	2400	74	31-120			
Hexachloroethane		3250	170	13	ug/kg wet	2110	65	41-120			
Indeno(1,2,3-cd)pyrene		3250	170	4.5	ug/kg wet	3570	110	56-149			
Isophorone		3250	170	8.2	ug/kg wet	2300	71	56-120			
Naphthalene		3250	170	2.7	ug/kg wet	2490	77	46-120			
Nitrobenzene		3250	170	7.3	ug/kg wet	2270	70	49-120			
N-Nitrosodi-n-propylamine		3250	170	13	ug/kg wet	2240	69	46-120			
N-Nitrosodiphenylamine		3250	170	9.0	ug/kg wet	3770	116	20-119			
Pentachlorophenol		3250	320	56	ug/kg wet	2450	75	33-136			
Phenanthrene		3250	170	3.5	ug/kg wet	3190	98	60-130			
Phenol		3250	170	17	ug/kg wet	2430	75	36-120			
Pyrene		3250	170	1.1	ug/kg wet	3260	100	51-133			
Surrogate: 2,4,6-Tribromophenol					*ug/kg wet*		*96*	*39-146*			
Surrogate: 2-Fluorobiphenyl					*ug/kg wet*		*84*	*37-120*			
Surrogate: 2-Fluorophenol					*ug/kg wet*		*66*	*18-120*			
Surrogate: Nitrobenzene-d5					*ug/kg wet*		*73*	*34-132*			
Surrogate: Phenol-d5					*ug/kg wet*		*72*	*11-120*			
Surrogate: p-Terphenyl-d14					*ug/kg wet*		*83*	*58-147*			
Semivolatile Organics by GC/MS											
Blank Analyzed: 10/20/09 (Lab Number:9J18007-BLK1, Batch: 9J18007)											
2,4,5-Trichlorophenol			170	36	ug/kg wet	ND					
2,4,6-Trichlorophenol			170	11	ug/kg wet	ND					
2,4-Dichlorophenol			170	8.7	ug/kg wet	ND					
2,4-Dimethylphenol			170	45	ug/kg wet	ND					
2,4-Dinitrophenol			320	58	ug/kg wet	ND					
2,4-Dinitrotoluene			170	26	ug/kg wet	ND					
2,6-Dinitrotoluene			170	41	ug/kg wet	ND					
2-Chloronaphthalene			170	11	ug/kg wet	ND					
2-Chlorophenol			170	8.5	ug/kg wet	ND					
2-Methylnaphthalene			170	2.0	ug/kg wet	ND					
2-Methylphenol			170	5.1	ug/kg wet	ND					

Benchmark Environmental & Engineering Science
2558 Hamburg Turnpike, Suite 300
Lackawanna, NY 14218

SDG Number: RSJ0891

Project: Benchmark - Globe site
Project Number: TURN

Received: 10/15/09-10/20/09
Reported: 11/02/09 13:16

LABORATORY QC DATA

Analyte	Source Result	Spike Level	RL	MDL	Units	Result	% REC	% REC Limits	% RPD	RPD Limit	Data Qualifiers
Semivolatile Organics by GC/MS											
Blank Analyzed: 10/20/09 (Lab Number:9J18007-BLK1, Batch: 9J18007)											
2-Nitroaniline			320	53	ug/kg wet	ND					
2-Nitrophenol			170	7.6	ug/kg wet	ND					
3,3'-Dichlorobenzidine			170	150	ug/kg wet	ND					
3-Nitroaniline			320	38	ug/kg wet	ND					
4,6-Dinitro-2-methylphenol			320	57	ug/kg wet	ND					
4-Bromophenyl phenyl ether			170	53	ug/kg wet	ND					
4-Chloro-3-methylphenol			170	6.8	ug/kg wet	ND					
4-Chloroaniline			170	49	ug/kg wet	ND					
4-Chlorophenyl phenyl ether			170	3.5	ug/kg wet	ND					
4-Methylphenol			170	9.2	ug/kg wet	ND					
4-Nitroaniline			320	19	ug/kg wet	ND					
4-Nitrophenol			320	40	ug/kg wet	ND					
Acenaphthene			170	2.0	ug/kg wet	ND					
Acenaphthylene			170	1.4	ug/kg wet	ND					
Acetophenone			170	8.5	ug/kg wet	ND					
Anthracene			170	4.3	ug/kg wet	ND					
Atrazine			170	7.4	ug/kg wet	ND					
Benzaldehyde			170	18	ug/kg wet	ND					
Benzo(a)anthracene			170	2.9	ug/kg wet	ND					
Benzo(a)pyrene			170	4.0	ug/kg wet	ND					
Benzo(b)fluoranthene			170	3.2	ug/kg wet	ND					
Benzo(ghi)perylene			170	2.0	ug/kg wet	ND					
Benzo(k)fluoranthene			170	1.8	ug/kg wet	ND					
Biphenyl			170	10	ug/kg wet	ND					
Bis(2-chloroethoxy)methane			170	9.0	ug/kg wet	ND					
Bis(2-chloroethyl)ether			170	14	ug/kg wet	ND					
2,2'-Oxybis(1-Chloropropane)			170	17	ug/kg wet	ND					
Bis(2-ethylhexyl) phthalate			170	53	ug/kg wet	ND					
Butyl benzyl phthalate			170	45	ug/kg wet	ND					
Caprolactam			170	72	ug/kg wet	ND					
Carbazole			170	1.9	ug/kg wet	ND					
Chrysene			170	1.7	ug/kg wet	ND					
Dibenzo(a,h)anthracene			170	2.0	ug/kg wet	ND					
Dibenzofuran			170	1.7	ug/kg wet	ND					

Benchmark Environmental & Engineering Science
2558 Hamburg Turnpike, Suite 300
Lackawanna, NY 14218

SDG Number: RSJ0891

Project: Benchmark - Globe site
Project Number: TURN

Received: 10/15/09-10/20/09
Reported: 11/02/09 13:16

LABORATORY QC DATA

Analyte	Source Result	Spike Level	RL	MDL	Units	Result	% REC	% REC Limits	% RPD	RPD Limit	Data Qualifiers
Semivolatile Organics by GC/MS											
Blank Analyzed: 10/20/09 (Lab Number:9J18007-BLK1, Batch: 9J18007)											
Diethyl phthalate			170	5.0	ug/kg wet	ND					
Dimethyl phthalate			170	4.3	ug/kg wet	ND					
Di-n-butyl phthalate			170	57	ug/kg wet	ND					
Di-n-octyl phthalate			170	3.9	ug/kg wet	ND					
Fluoranthene			170	2.4	ug/kg wet	ND					
Fluorene			170	3.8	ug/kg wet	ND					
Hexachlorobenzene			170	8.2	ug/kg wet	ND					
Hexachlorobutadiene			170	8.5	ug/kg wet	ND					
Hexachlorocyclopentadiene			170	50	ug/kg wet	ND					
Hexachloroethane			170	13	ug/kg wet	ND					
Indeno(1,2,3-cd)pyrene			170	4.6	ug/kg wet	ND					
Isophorone			170	8.3	ug/kg wet	ND					
Naphthalene			170	2.8	ug/kg wet	ND					
Nitrobenzene			170	7.4	ug/kg wet	ND					
N-Nitrosodi-n-propylamine			170	13	ug/kg wet	ND					
N-Nitrosodiphenylamine			170	9.1	ug/kg wet	ND					
Pentachlorophenol			320	57	ug/kg wet	ND					
Phenanthrene			170	3.5	ug/kg wet	ND					
Phenol			170	17	ug/kg wet	ND					
Pyrene			170	1.1	ug/kg wet	ND					
Surrogate: 2,4,6-Tribromophenol					*ug/kg wet*		*119*	*39-146*			
Surrogate: 2-Fluorobiphenyl					*ug/kg wet*		*85*	*37-120*			
Surrogate: 2-Fluorophenol					*ug/kg wet*		*77*	*18-120*			
Surrogate: Nitrobenzene-d5					*ug/kg wet*		*71*	*34-132*			
Surrogate: Phenol-d5					*ug/kg wet*		*79*	*11-120*			
Surrogate: p-Terphenyl-d14					*ug/kg wet*		*92*	*58-147*			
LCS Analyzed: 10/20/09 (Lab Number:9J18007-BS1, Batch: 9J18007)											
2,4,5-Trichlorophenol		3330	170	37	ug/kg wet	3220	97	59-126			
2,4,6-Trichlorophenol		3330	170	11	ug/kg wet	3140	94	59-123			
2,4-Dichlorophenol		3330	170	8.8	ug/kg wet	3020	91	52-120			
2,4-Dimethylphenol		3330	170	46	ug/kg wet	2800	84	36-120			
2,4-Dinitrophenol		3330	330	59	ug/kg wet	2920	88	35-146			
2,4-Dinitrotoluene		3330	170	26	ug/kg wet	3320	100	55-125			
2,6-Dinitrotoluene		3330	170	41	ug/kg wet	3880	117	66-128			

Benchmark Environmental & Engineering Science
2558 Hamburg Turnpike, Suite 300
Lackawanna, NY 14218

SDG Number: RSJ0891

Project: Benchmark - Globe site
Project Number: TURN

Received: 10/15/09-10/20/09
Reported: 11/02/09 13:16

LABORATORY QC DATA

Analyte	Source Result	Spike Level	RL	MDL	Units	Result	% REC	% REC Limits	% RPD	RPD Limit	Data Qualifiers
Semivolatile Organics by GC/MS											
LCS Analyzed: 10/20/09 (Lab Number:9J18007-BS1, Batch: 9J18007)											
2-Chloronaphthalene		3330	170	11	ug/kg wet	3140	94	57-120			
2-Chlorophenol		3330	170	8.6	ug/kg wet	3220	97	38-120			
2-Methylnaphthalene		3330	170	2.0	ug/kg wet	3190	96	47-120			
2-Methylphenol		3330	170	5.2	ug/kg wet	3300	99	48-120			
2-Nitroaniline		3330	330	54	ug/kg wet	3320	100	61-130			
2-Nitrophenol		3330	170	7.7	ug/kg wet	3520	106	50-120			
3,3'-Dichlorobenzidine		3330	170	150	ug/kg wet	3820	115	48-126			
3-Nitroaniline		3330	330	39	ug/kg wet	3740	112	61-127			
4,6-Dinitro-2-methylphenol		3330	330	58	ug/kg wet	4480	135	49-155			
4-Bromophenyl phenyl ether		3330	170	54	ug/kg wet	3310	99	58-131			
4-Chloro-3-methylphenol		3330	170	6.9	ug/kg wet	3130	94	49-125			
4-Chloroaniline		3330	170	49	ug/kg wet	3220	97	49-120			
4-Chlorophenyl phenyl ether		3330	170	3.6	ug/kg wet	2840	85	63-124			
4-Methylphenol		3330	170	9.4	ug/kg wet	3260	98	50-119			
4-Nitroaniline		3330	330	19	ug/kg wet	4100	123	63-128			
4-Nitrophenol		3330	330	41	ug/kg wet	2670	80	43-137			
Acenaphthene		3330	170	2.0	ug/kg wet	3490	105	53-120			
Acenaphthylene		3330	170	1.4	ug/kg wet	3320	100	58-121			
Acetophenone		3330	170	8.6	ug/kg wet	3390	102	66-120			
Anthracene		3330	170	4.3	ug/kg wet	3430	103	62-129			
Atrazine		3330	170	7.5	ug/kg wet	2260	68	73-133			L5
Benzaldehyde		3330	170	18	ug/kg wet	3470	104	21-120			
Benzo(a)anthracene		3330	170	2.9	ug/kg wet	3440	104	65-133			
Benzo(a)pyrene		3330	170	4.1	ug/kg wet	3790	114	64-127			
Benzo(b)fluoranthene		3330	170	3.3	ug/kg wet	3360	101	64-135			
Benzo(ghi)perylene		3330	170	2.0	ug/kg wet	3700	111	50-152			
Benzo(k)fluoranthene		3330	170	1.9	ug/kg wet	3550	107	58-138			
Biphenyl		3330	170	10	ug/kg wet	3360	101	71-120			
Bis(2-chloroethoxy)methane		3330	170	9.2	ug/kg wet	2230	67	61-133			
Bis(2-chloroethyl)ether		3330	170	15	ug/kg wet	2870	86	45-120			
2,2'-Oxybis(1-Chloropropane)		3330	170	18	ug/kg wet	2660	80	44-120			
Bis(2-ethylhexyl) phthalate		3330	170	54	ug/kg wet	3170	95	61-133			
Butyl benzyl phthalate		3330	170	45	ug/kg wet	3450	104	61-129			
Caprolactam		3330	170	73	ug/kg wet	3710	111	54-133			

Benchmark Environmental & Engineering Science
2558 Hamburg Turnpike, Suite 300
Lackawanna, NY 14218

SDG Number: RSJ0891

Project: Benchmark - Globe site
Project Number: TURN

Received: 10/15/09-10/20/09
Reported: 11/02/09 13:16

LABORATORY QC DATA

Analyte	Source Result	Spike Level	RL	MDL	Units	Result	% REC	% REC Limits	% RPD	RPD Limit	Data Qualifiers
Semivolatile Organics by GC/MS											
LCS Analyzed: 10/20/09 (Lab Number:9J18007-BS1, Batch: 9J18007)											
Carbazole		3330	170	1.9	ug/kg wet	3380	102	59-129			
Chrysene		3330	170	1.7	ug/kg wet	3560	107	64-131			
Dibenzo(a,h)anthracene		3330	170	2.0	ug/kg wet	3520	106	54-148			
Dibenzofuran		3330	170	1.8	ug/kg wet	3230	97	56-120			
Diethyl phthalate		3330	170	5.1	ug/kg wet	3160	95	66-126			
Dimethyl phthalate		3330	170	4.4	ug/kg wet	3250	98	65-124			
Di-n-butyl phthalate		3330	170	58	ug/kg wet	3260	98	58-130			
Di-n-octyl phthalate		3330	170	3.9	ug/kg wet	3380	102	62-133			
Fluoranthene		3330	170	2.4	ug/kg wet	3360	101	62-131			
Fluorene		3330	170	3.9	ug/kg wet	3310	100	63-126			
Hexachlorobenzene		3330	170	8.4	ug/kg wet	3660	110	60-132			
Hexachlorobutadiene		3330	170	8.6	ug/kg wet	2330	70	45-120			
Hexachlorocyclopentadiene		3330	170	51	ug/kg wet	2610	78	31-120			
Hexachloroethane		3330	170	13	ug/kg wet	2750	83	41-120			
Indeno(1,2,3-cd)pyrene		3330	170	4.7	ug/kg wet	3720	112	56-149			
Isophorone		3330	170	8.4	ug/kg wet	2420	73	56-120			
Naphthalene		3330	170	2.8	ug/kg wet	3150	95	46-120			
Nitrobenzene		3330	170	7.5	ug/kg wet	2470	74	49-120			
N-Nitrosodi-n-propylamine		3330	170	13	ug/kg wet	2700	81	46-120			
N-Nitrosodiphenylamine		3330	170	9.2	ug/kg wet	4290	129	20-119			L5
Pentachlorophenol		3330	330	58	ug/kg wet	2120	64	33-136			
Phenanthrene		3330	170	3.5	ug/kg wet	3450	104	60-130			
Phenol		3330	170	18	ug/kg wet	2680	80	36-120			
Pyrene		3330	170	1.1	ug/kg wet	3450	104	51-133			
Surrogate: 2,4,6-Tribromophenol					*ug/kg wet*		*142*	*39-146*			
Surrogate: 2-Fluorobiphenyl					*ug/kg wet*		*92*	*37-120*			
Surrogate: 2-Fluorophenol					*ug/kg wet*		*84*	*18-120*			
Surrogate: Nitrobenzene-d5					*ug/kg wet*		*78*	*34-132*			
Surrogate: Phenol-d5					*ug/kg wet*		*87*	*11-120*			
Surrogate: p-Terphenyl-d14					*ug/kg wet*		*88*	*58-147*			
LCS Dup Analyzed: 10/20/09 (Lab Number:9J18007-BSD1, Batch: 9J18007)											
2,4,5-Trichlorophenol		3300	170	36	ug/kg wet	3390	103	59-126	5	18	
2,4,6-Trichlorophenol		3300	170	11	ug/kg wet	3220	98	59-123	2	19	
2,4-Dichlorophenol		3300	170	8.8	ug/kg wet	3040	92	52-120	0.9	19	

Benchmark Environmental & Engineering Science
2558 Hamburg Turnpike, Suite 300
Lackawanna, NY 14218

SDG Number: RSJ0891

Project: Benchmark - Globe site
Project Number: TURN

Received: 10/15/09-10/20/09
Reported: 11/02/09 13:16

LABORATORY QC DATA

Analyte	Source Result	Spike Level	RL	MDL	Units	Result	% REC	% REC Limits	% RPD	RPD Limit	Data Qualifiers
Semivolatile Organics by GC/MS											
LCS Dup Analyzed: 10/20/09 (Lab Number:9J18007-BSD1, Batch: 9J18007)											
2,4-Dimethylphenol		3300	170	45	ug/kg wet	2700	82	36-120	4	42	
2,4-Dinitrophenol		3300	330	58	ug/kg wet	3170	96	35-146	8	22	
2,4-Dinitrotoluene		3300	170	26	ug/kg wet	3450	104	55-125	4	20	
2,6-Dinitrotoluene		3300	170	41	ug/kg wet	3980	121	66-128	3	15	
2-Chloronaphthalene		3300	170	11	ug/kg wet	3170	96	57-120	1	21	
2-Chlorophenol		3300	170	8.5	ug/kg wet	3120	95	38-120	3	25	
2-Methylnaphthalene		3300	170	2.0	ug/kg wet	3120	95	47-120	2	21	
2-Methylphenol		3300	170	5.1	ug/kg wet	3270	99	48-120	1	27	
2-Nitroaniline		3300	330	54	ug/kg wet	3400	103	61-130	2	15	
2-Nitrophenol		3300	170	7.6	ug/kg wet	3420	104	50-120	3	18	
3,3'-Dichlorobenzidine		3300	170	150	ug/kg wet	4040	122	48-126	6	25	
3-Nitroaniline		3300	330	38	ug/kg wet	3860	117	61-127	3	19	
4,6-Dinitro-2-methylphenol		3300	330	58	ug/kg wet	4780	145	49-155	6	15	
4-Bromophenyl phenyl ether		3300	170	53	ug/kg wet	3330	101	58-131	0.9	15	
4-Chloro-3-methylphenol		3300	170	6.9	ug/kg wet	3030	92	49-125	3	27	
4-Chloroaniline		3300	170	49	ug/kg wet	3200	97	49-120	0.8	22	
4-Chlorophenyl phenyl ether		3300	170	3.6	ug/kg wet	2910	88	63-124	2	16	
4-Methylphenol		3300	170	9.3	ug/kg wet	3240	98	50-119	0.4	24	
4-Nitroaniline		3300	330	19	ug/kg wet	4200	127	63-128	3	24	
4-Nitrophenol		3300	330	40	ug/kg wet	2760	84	43-137	3	25	
Acenaphthene		3300	170	2.0	ug/kg wet	3580	109	53-120	2	35	
Acenaphthylene		3300	170	1.4	ug/kg wet	3400	103	58-121	2	18	
Acetophenone		3300	170	8.6	ug/kg wet	3220	98	66-120	5	20	
Anthracene		3300	170	4.3	ug/kg wet	3500	106	62-129	2	15	
Atrazine		3300	170	7.4	ug/kg wet	2360	72	73-133	4	20	L5
Benzaldehyde		3300	170	18	ug/kg wet	3220	98	21-120	8	20	
Benzo(a)anthracene		3300	170	2.9	ug/kg wet	3590	109	65-133	4	15	
Benzo(a)pyrene		3300	170	4.0	ug/kg wet	3800	115	64-127	0.3	15	
Benzo(b)fluoranthene		3300	170	3.2	ug/kg wet	3440	104	64-135	2	15	
Benzo(ghi)perylene		3300	170	2.0	ug/kg wet	3710	112	50-152	0.2	15	
Benzo(k)fluoranthene		3300	170	1.8	ug/kg wet	3540	107	58-138	0.3	22	
Biphenyl		3300	170	10	ug/kg wet	3480	106	71-120	4	20	
Bis(2-chloroethoxy)methane		3300	170	9.1	ug/kg wet	2190	66	61-133	2	17	
Bis(2-chloroethyl)ether		3300	170	14	ug/kg wet	2760	84	45-120	4	21	
2,2'-Oxybis(1-Chloropropane)		3300	170	17	ug/kg wet	2460	75	44-120	8	24	

Benchmark Environmental & Engineering Science
2558 Hamburg Turnpike, Suite 300
Lackawanna, NY 14218

SDG Number: RSJ0891

Project: Benchmark - Globe site
Project Number: TURN

Received: 10/15/09-10/20/09
Reported: 11/02/09 13:16

LABORATORY QC DATA

Analyte	Source Result	Spike Level	RL	MDL	Units	Result	% REC	% REC Limits	% RPD	RPD Limit	Data Qualifiers
Semivolatile Organics by GC/MS											
LCS Dup Analyzed: 10/20/09 (Lab Number:9J18007-BSD1, Batch: 9J18007)											
Bis(2-ethylhexyl) phthalate		3300	170	54	ug/kg wet	3340	101	61-133	5	15	
Butyl benzyl phthalate		3300	170	45	ug/kg wet	3580	109	61-129	4	16	
Caprolactam		3300	170	72	ug/kg wet	3790	115	54-133	2	20	
Carbazole		3300	170	1.9	ug/kg wet	3490	106	59-129	3	20	
Chrysene		3300	170	1.7	ug/kg wet	3650	111	64-131	3	15	
Dibenzo(a,h)anthracene		3300	170	2.0	ug/kg wet	3590	109	54-148	2	15	
Dibenzofuran		3300	170	1.7	ug/kg wet	3290	100	56-120	2	15	
Diethyl phthalate		3300	170	5.0	ug/kg wet	3180	97	66-126	0.6	15	
Dimethyl phthalate		3300	170	4.4	ug/kg wet	3300	100	65-124	2	15	
Di-n-butyl phthalate		3300	170	58	ug/kg wet	3320	101	58-130	2	15	
Di-n-octyl phthalate		3300	170	3.9	ug/kg wet	3510	106	62-133	4	16	
Fluoranthene		3300	170	2.4	ug/kg wet	3440	104	62-131	3	15	
Fluorene		3300	170	3.8	ug/kg wet	3350	101	63-126	1	15	
Hexachlorobenzene		3300	170	8.3	ug/kg wet	3770	114	60-132	3	15	
Hexachlorobutadiene		3300	170	8.5	ug/kg wet	2200	67	45-120	6	44	
Hexachlorocyclopentadiene		3300	170	50	ug/kg wet	2590	79	31-120	0.6	49	
Hexachloroethane		3300	170	13	ug/kg wet	2510	76	41-120	9	46	
Indeno(1,2,3-cd)pyrene		3300	170	4.6	ug/kg wet	3740	113	56-149	0.6	15	
Isophorone		3300	170	8.3	ug/kg wet	2400	73	56-120	0.8	17	
Naphthalene		3300	170	2.8	ug/kg wet	3010	91	46-120	5	29	
Nitrobenzene		3300	170	7.4	ug/kg wet	2350	71	49-120	5	24	
N-Nitrosodi-n-propylamine		3300	170	13	ug/kg wet	2630	80	46-120	3	31	
N-Nitrosodiphenylamine		3300	170	9.1	ug/kg wet	4400	134	20-119	3	15	L5
Pentachlorophenol		3300	330	57	ug/kg wet	2340	71	33-136	10	35	
Phenanthrene		3300	170	3.5	ug/kg wet	3600	109	60-130	4	15	
Phenol		3300	170	18	ug/kg wet	2570	78	36-120	4	35	
Pyrene		3300	170	1.1	ug/kg wet	3580	109	51-133	4	35	
Surrogate: 2,4,6-Tribromophenol					*ug/kg wet*		*146*	*39-146*			*Z1*
Surrogate: 2-Fluorobiphenyl					*ug/kg wet*		*95*	*37-120*			
Surrogate: 2-Fluorophenol					*ug/kg wet*		*79*	*18-120*			
Surrogate: Nitrobenzene-d5					*ug/kg wet*		*76*	*34-132*			
Surrogate: Phenol-d5					*ug/kg wet*		*85*	*11-120*			
Surrogate: p-Terphenyl-d14					*ug/kg wet*		*92*	*58-147*			

Benchmark Environmental & Engineering Science
2558 Hamburg Turnpike, Suite 300
Lackawanna, NY 14218

SDG Number: RSJ0891

Project: Benchmark - Globe site
Project Number: TURN

Received: 10/15/09-10/20/09
Reported: 11/02/09 13:16

LABORATORY QC DATA

Analyte	Source Result	Spike Level	RL	MDL	Units	Result	% REC	% REC Limits	% RPD	RPD Limit	Data Qualifiers
Semivolatile Organics by GC/MS											
Blank Analyzed: 10/23/09 (Lab Number:9J20078-BLK1, Batch: 9J20078)											
2,4,5-Trichlorophenol			170	36	ug/kg wet	ND					
2,4,6-Trichlorophenol			170	11	ug/kg wet	ND					
2,4-Dichlorophenol			170	8.7	ug/kg wet	ND					
2,4-Dimethylphenol			170	45	ug/kg wet	ND					
2,4-Dinitrophenol			320	58	ug/kg wet	ND					
2,4-Dinitrotoluene			170	26	ug/kg wet	ND					
2,6-Dinitrotoluene			170	41	ug/kg wet	ND					
2-Chloronaphthalene			170	11	ug/kg wet	ND					
2-Chlorophenol			170	8.5	ug/kg wet	ND					
2-Methylnaphthalene			170	2.0	ug/kg wet	ND					
2-Methylphenol			170	5.1	ug/kg wet	ND					
2-Nitroaniline			320	53	ug/kg wet	ND					
2-Nitrophenol			170	7.6	ug/kg wet	ND					
3,3'-Dichlorobenzidine			170	150	ug/kg wet	ND					
3-Nitroaniline			320	38	ug/kg wet	ND					
4,6-Dinitro-2-methylphenol			320	57	ug/kg wet	ND					
4-Bromophenyl phenyl ether			170	53	ug/kg wet	ND					
4-Chloro-3-methylphenol			170	6.8	ug/kg wet	ND					
4-Chloroaniline			170	49	ug/kg wet	ND					
4-Chlorophenyl phenyl ether			170	3.5	ug/kg wet	ND					
4-Methylphenol			170	9.3	ug/kg wet	ND					
4-Nitroaniline			320	19	ug/kg wet	ND					
4-Nitrophenol			320	40	ug/kg wet	ND					
Acenaphthene			170	2.0	ug/kg wet	ND					
Acenaphthylene			170	1.4	ug/kg wet	ND					
Acetophenone			170	8.5	ug/kg wet	ND					
Anthracene			170	4.3	ug/kg wet	ND					
Atrazine			170	7.4	ug/kg wet	ND					
Benzaldehyde			170	18	ug/kg wet	ND					
Benzo(a)anthracene			170	2.9	ug/kg wet	ND					
Benzo(a)pyrene			170	4.0	ug/kg wet	ND					
Benzo(b)fluoranthene			170	3.2	ug/kg wet	ND					
Benzo(ghi)perylene			170	2.0	ug/kg wet	ND					
Benzo(k)fluoranthene			170	1.8	ug/kg wet	ND					
Biphenyl			170	10	ug/kg wet	ND					

Benchmark Environmental & Engineering Science
2558 Hamburg Turnpike, Suite 300
Lackawanna, NY 14218

SDG Number: RSJ0891

Project: Benchmark - Globe site
Project Number: TURN

Received: 10/15/09-10/20/09
Reported: 11/02/09 13:16

LABORATORY QC DATA

Analyte	Source Result	Spike Level	RL	MDL	Units	Result	% REC	% REC Limits	% RPD	RPD Limit	Data Qualifiers
Semivolatile Organics by GC/MS											
Blank Analyzed: 10/23/09 (Lab Number:9J20078-BLK1, Batch: 9J20078)											
Bis(2-chloroethoxy)methane			170	9.0	ug/kg wet	ND					
Bis(2-chloroethyl)ether			170	14	ug/kg wet	ND					
2,2'-Oxybis(1-Chloropropane)			170	17	ug/kg wet	ND					
Bis(2-ethylhexyl) phthalate			170	54	ug/kg wet	ND					
Butyl benzyl phthalate			170	45	ug/kg wet	ND					
Caprolactam			170	72	ug/kg wet	ND					
Carbazole			170	1.9	ug/kg wet	ND					
Chrysene			170	1.7	ug/kg wet	ND					
Dibenzo(a,h)anthracene			170	2.0	ug/kg wet	ND					
Dibenzofuran			170	1.7	ug/kg wet	ND					
Diethyl phthalate			170	5.0	ug/kg wet	ND					
Dimethyl phthalate			170	4.3	ug/kg wet	ND					
Di-n-butyl phthalate			170	57	ug/kg wet	ND					
Di-n-octyl phthalate			170	3.9	ug/kg wet	ND					
Fluoranthene			170	2.4	ug/kg wet	ND					
Fluorene			170	3.8	ug/kg wet	ND					
Hexachlorobenzene			170	8.3	ug/kg wet	ND					
Hexachlorobutadiene			170	8.5	ug/kg wet	ND					
Hexachlorocyclopentadiene			170	50	ug/kg wet	ND					
Hexachloroethane			170	13	ug/kg wet	ND					
Indeno(1,2,3-cd)pyrene			170	4.6	ug/kg wet	ND					
Isophorone			170	8.3	ug/kg wet	ND					
Naphthalene			170	2.8	ug/kg wet	ND					
Nitrobenzene			170	7.4	ug/kg wet	ND					
N-Nitrosodi-n-propylamine			170	13	ug/kg wet	ND					
N-Nitrosodiphenylamine			170	9.1	ug/kg wet	ND					
Pentachlorophenol			320	57	ug/kg wet	ND					
Phenanthrene			170	3.5	ug/kg wet	ND					
Phenol			170	17	ug/kg wet	ND					
Pyrene			170	1.1	ug/kg wet	ND					
Surrogate: 2,4,6-Tribromophenol					*ug/kg wet*		*92*	*39-146*			
Surrogate: 2-Fluorobiphenyl					*ug/kg wet*		*86*	*37-120*			
Surrogate: 2-Fluorophenol					*ug/kg wet*		*68*	*18-120*			

Benchmark Environmental & Engineering Science
2558 Hamburg Turnpike, Suite 300
Lackawanna, NY 14218

SDG Number: RSJ0891

Project: Benchmark - Globe site
Project Number: TURN

Received: 10/15/09-10/20/09
Reported: 11/02/09 13:16

LABORATORY QC DATA

Analyte	Source Result	Spike Level	RL	MDL	Units	Result	% REC	% REC Limits	% RPD	RPD Limit	Data Qualifiers
Semivolatile Organics by GC/MS											
Blank Analyzed: 10/23/09 (Lab Number:9J20078-BLK1, Batch: 9J20078)											
Surrogate: Nitrobenzene-d5					*ug/kg wet*		*84*	*34-132*			
Surrogate: Phenol-d5					*ug/kg wet*		*74*	*11-120*			
Surrogate: p-Terphenyl-d14					*ug/kg wet*		*89*	*58-147*			
LCS Analyzed: 10/23/09 (Lab Number:9J20078-BS1, Batch: 9J20078)											
2,4,5-Trichlorophenol		3310	170	37	ug/kg wet	3240	98	59-126			
2,4,6-Trichlorophenol		3310	170	11	ug/kg wet	3170	96	59-123			
2,4-Dichlorophenol		3310	170	8.8	ug/kg wet	3210	97	52-120			
2,4-Dimethylphenol		3310	170	45	ug/kg wet	3140	95	36-120			
2,4-Dinitrophenol		3310	330	59	ug/kg wet	3100	94	35-146			
2,4-Dinitrotoluene		3310	170	26	ug/kg wet	3540	107	55-125			
2,6-Dinitrotoluene		3310	170	41	ug/kg wet	3580	108	66-128			
2-Chloronaphthalene		3310	170	11	ug/kg wet	3140	95	57-120			
2-Chlorophenol		3310	170	8.5	ug/kg wet	2870	87	38-120			
2-Methylnaphthalene		3310	170	2.0	ug/kg wet	3310	100	47-120			
2-Methylphenol		3310	170	5.2	ug/kg wet	3090	93	48-120			
2-Nitroaniline		3310	330	54	ug/kg wet	4020	121	61-130			
2-Nitrophenol		3310	170	7.7	ug/kg wet	3070	93	50-120			
3,3'-Dichlorobenzidine		3310	170	150	ug/kg wet	3950	119	48-126			
3-Nitroaniline		3310	330	39	ug/kg wet	3330	101	61-127			
4,6-Dinitro-2-methylphenol		3310	330	58	ug/kg wet	4030	122	49-155			
4-Bromophenyl phenyl ether		3310	170	53	ug/kg wet	3330	101	58-131			
4-Chloro-3-methylphenol		3310	170	6.9	ug/kg wet	3460	104	49-125			
4-Chloroaniline		3310	170	49	ug/kg wet	3150	95	49-120			
4-Chlorophenyl phenyl ether		3310	170	3.6	ug/kg wet	3040	92	63-124			
4-Methylphenol		3310	170	9.3	ug/kg wet	3200	97	50-119			
4-Nitroaniline		3310	330	19	ug/kg wet	3330	101	63-128			
4-Nitrophenol		3310	330	41	ug/kg wet	3890	117	43-137			
Acenaphthene		3310	170	2.0	ug/kg wet	3330	101	53-120			
Acenaphthylene		3310	170	1.4	ug/kg wet	3180	96	58-121			
Acetophenone		3310	170	8.6	ug/kg wet	2940	89	66-120			
Anthracene		3310	170	4.3	ug/kg wet	3350	101	62-129			
Atrazine		3310	170	7.5	ug/kg wet	3150	95	73-133			
Benzaldehyde		3310	170	18	ug/kg wet	2860	87	21-120			
Benzo(a)anthracene		3310	170	2.9	ug/kg wet	3280	99	65-133			
Benzo(a)pyrene		3310	170	4.0	ug/kg wet	3500	106	64-127			

Benchmark Environmental & Engineering Science
2558 Hamburg Turnpike, Suite 300
Lackawanna, NY 14218

SDG Number: RSJ0891

Project: Benchmark - Globe site
Project Number: TURN

Received: 10/15/09-10/20/09
Reported: 11/02/09 13:16

LABORATORY QC DATA

Analyte	Source Result	Spike Level	RL	MDL	Units	Result	% REC	% REC Limits	% RPD	RPD Limit	Data Qualifiers
Semivolatile Organics by GC/MS											
LCS Analyzed: 10/23/09 (Lab Number:9J20078-BS1, Batch: 9J20078)											
Benzo(b)fluoranthene		3310	170	3.3	ug/kg wet	3400	103	64-135			
Benzo(ghi)perylene		3310	170	2.0	ug/kg wet	3250	98	50-152			
Benzo(k)fluoranthene		3310	170	1.8	ug/kg wet	3220	97	58-138			
Biphenyl		3310	170	10	ug/kg wet	2950	89	71-120			
Bis(2-chloroethoxy)methane		3310	170	9.1	ug/kg wet	2370	72	61-133			
Bis(2-chloroethyl)ether		3310	170	14	ug/kg wet	2650	80	45-120			
2,2'-Oxybis(1-Chloropropane)		3310	170	18	ug/kg wet	3290	100	44-120			
Bis(2-ethylhexyl) phthalate		3310	170	54	ug/kg wet	3300	100	61-133			
Butyl benzyl phthalate		3310	170	45	ug/kg wet	3610	109	61-129			
Caprolactam		3310	170	73	ug/kg wet	3400	103	54-133			
Carbazole		3310	170	1.9	ug/kg wet	3370	102	59-129			
Chrysene		3310	170	1.7	ug/kg wet	3350	101	64-131			
Dibenzo(a,h)anthracene		3310	170	2.0	ug/kg wet	3290	99	54-148			
Dibenzofuran		3310	170	1.7	ug/kg wet	3190	96	56-120			
Diethyl phthalate		3310	170	5.1	ug/kg wet	3450	104	66-126			
Dimethyl phthalate		3310	170	4.4	ug/kg wet	3350	101	65-124			
Di-n-butyl phthalate		3310	170	58	ug/kg wet	3400	103	58-130			
Di-n-octyl phthalate		3310	170	3.9	ug/kg wet	3310	100	62-133			
Fluoranthene		3310	170	2.4	ug/kg wet	3330	101	62-131			
Fluorene		3310	170	3.9	ug/kg wet	3410	103	63-126			
Hexachlorobenzene		3310	170	8.3	ug/kg wet	3080	93	60-132			
Hexachlorobutadiene		3310	170	8.6	ug/kg wet	2920	88	45-120			
Hexachlorocyclopentadiene		3310	170	51	ug/kg wet	2640	80	31-120			
Hexachloroethane		3310	170	13	ug/kg wet	2620	79	41-120			
Indeno(1,2,3-cd)pyrene		3310	170	4.6	ug/kg wet	3360	102	56-149			
Isophorone		3310	170	8.4	ug/kg wet	3020	91	56-120			
Naphthalene		3310	170	2.8	ug/kg wet	3080	93	46-120			
Nitrobenzene		3310	170	7.4	ug/kg wet	3190	96	49-120			
N-Nitrosodi-n-propylamine		3310	170	13	ug/kg wet	3220	97	46-120			
N-Nitrosodiphenylamine		3310	170	9.2	ug/kg wet	4120	124	20-119			L1
Pentachlorophenol		3310	330	57	ug/kg wet	2850	86	33-136			
Phenanthrene		3310	170	3.5	ug/kg wet	3430	104	60-130			
Phenol		3310	170	18	ug/kg wet	2930	89	36-120			
Pyrene		3310	170	1.1	ug/kg wet	3480	105	51-133			

Benchmark Environmental & Engineering Science
2558 Hamburg Turnpike, Suite 300
Lackawanna, NY 14218

SDG Number: RSJ0891

Project: Benchmark - Globe site
Project Number: TURN

Received: 10/15/09-10/20/09
Reported: 11/02/09 13:16

LABORATORY QC DATA

Analyte	Source Result	Spike Level	RL	MDL	Units	Result	% REC	% REC Limits	% RPD	RPD Limit	Data Qualifiers
Semivolatile Organics by GC/MS											
LCS Analyzed: 10/23/09 (Lab Number:9J20078-BS1, Batch: 9J20078)											
Surrogate: 2,4,6-Tribromophenol					*ug/kg wet*		*99*	*39-146*			
Surrogate: 2-Fluorobiphenyl					*ug/kg wet*		*97*	*37-120*			
Surrogate: 2-Fluorophenol					*ug/kg wet*		*78*	*18-120*			
Surrogate: Nitrobenzene-d5					*ug/kg wet*		*103*	*34-132*			
Surrogate: Phenol-d5					*ug/kg wet*		*86*	*11-120*			
Surrogate: p-Terphenyl-d14					*ug/kg wet*		*91*	*58-147*			
LCS Dup Analyzed: 10/23/09 (Lab Number:9J20078-BSD1, Batch: 9J20078)											
2,4,5-Trichlorophenol		3320	170	37	ug/kg wet	2910	87	59-126	11	18	
2,4,6-Trichlorophenol		3320	170	11	ug/kg wet	2880	87	59-123	10	19	
2,4-Dichlorophenol		3320	170	8.8	ug/kg wet	2940	89	52-120	9	19	
2,4-Dimethylphenol		3320	170	45	ug/kg wet	2750	83	36-120	13	42	
2,4-Dinitrophenol		3320	330	59	ug/kg wet	2620	79	35-146	17	22	
2,4-Dinitrotoluene		3320	170	26	ug/kg wet	3150	95	55-125	12	20	
2,6-Dinitrotoluene		3320	170	41	ug/kg wet	3210	97	66-128	11	15	
2-Chloronaphthalene		3320	170	11	ug/kg wet	2830	85	57-120	10	21	
2-Chlorophenol		3320	170	8.6	ug/kg wet	2560	77	38-120	12	25	
2-Methylnaphthalene		3320	170	2.0	ug/kg wet	2930	88	47-120	12	21	
2-Methylphenol		3320	170	5.2	ug/kg wet	2810	85	48-120	10	27	
2-Nitroaniline		3320	330	54	ug/kg wet	3590	108	61-130	11	15	
2-Nitrophenol		3320	170	7.7	ug/kg wet	2790	84	50-120	10	18	
3,3'-Dichlorobenzidine		3320	170	150	ug/kg wet	3700	111	48-126	7	25	
3-Nitroaniline		3320	330	39	ug/kg wet	3050	92	61-127	9	19	
4,6-Dinitro-2-methylphenol		3320	330	58	ug/kg wet	3580	108	49-155	12	15	
4-Bromophenyl phenyl ether		3320	170	54	ug/kg wet	3050	92	58-131	9	15	
4-Chloro-3-methylphenol		3320	170	6.9	ug/kg wet	3010	91	49-125	14	27	
4-Chloroaniline		3320	170	49	ug/kg wet	2830	85	49-120	10	22	
4-Chlorophenyl phenyl ether		3320	170	3.6	ug/kg wet	2740	82	63-124	11	16	
4-Methylphenol		3320	170	9.4	ug/kg wet	2950	89	50-119	8	24	
4-Nitroaniline		3320	330	19	ug/kg wet	2940	88	63-128	13	24	
4-Nitrophenol		3320	330	41	ug/kg wet	3340	101	43-137	15	25	
Acenaphthene		3320	170	2.0	ug/kg wet	3010	91	53-120	10	35	
Acenaphthylene		3320	170	1.4	ug/kg wet	2920	88	58-121	9	18	
Acetophenone		3320	170	8.6	ug/kg wet	2650	80	66-120	11	20	

Benchmark Environmental & Engineering Science
2558 Hamburg Turnpike, Suite 300
Lackawanna, NY 14218

SDG Number: RSJ0891

Project: Benchmark - Globe site
Project Number: TURN

Received: 10/15/09-10/20/09
Reported: 11/02/09 13:16

LABORATORY QC DATA

Analyte	Source Result	Spike Level	RL	MDL	Units	Result	% REC	% REC Limits	% RPD	RPD Limit	Data Qualifiers
Semivolatile Organics by GC/MS											
LCS Dup Analyzed: 10/23/09 (Lab Number:9J20078-BSD1, Batch: 9J20078)											
Anthracene		3320	170	4.3	ug/kg wet	3030	91	62-129	10	15	
Atrazine		3320	170	7.5	ug/kg wet	2970	89	73-133	6	20	
Benzaldehyde		3320	170	18	ug/kg wet	2840	86	21-120	0.9	20	
Benzo(a)anthracene		3320	170	2.9	ug/kg wet	2940	88	65-133	11	15	
Benzo(a)pyrene		3320	170	4.1	ug/kg wet	3120	94	64-127	12	15	
Benzo(b)fluoranthene		3320	170	3.3	ug/kg wet	2810	85	64-135	19	15	R2
Benzo(ghi)perylene		3320	170	2.0	ug/kg wet	2800	84	50-152	15	15	
Benzo(k)fluoranthene		3320	170	1.9	ug/kg wet	3190	96	58-138	0.9	22	
Biphenyl		3320	170	10	ug/kg wet	2700	81	71-120	9	20	
Bis(2-chloroethoxy)methane		3320	170	9.1	ug/kg wet	2130	64	61-133	11	17	
Bis(2-chloroethyl)ether		3320	170	15	ug/kg wet	2400	72	45-120	10	21	
2,2'-Oxybis(1-Chloropropane)		3320	170	18	ug/kg wet	3030	91	44-120	8	24	
Bis(2-ethylhexyl) phthalate		3320	170	54	ug/kg wet	2970	89	61-133	11	15	
Butyl benzyl phthalate		3320	170	45	ug/kg wet	3190	96	61-129	12	16	
Caprolactam		3320	170	73	ug/kg wet	2930	88	54-133	15	20	
Carbazole		3320	170	1.9	ug/kg wet	3000	90	59-129	12	20	
Chrysene		3320	170	1.7	ug/kg wet	3080	93	64-131	8	15	
Dibenzo(a,h)anthracene		3320	170	2.0	ug/kg wet	2880	87	54-148	13	15	
Dibenzofuran		3320	170	1.8	ug/kg wet	2880	87	56-120	10	15	
Diethyl phthalate		3320	170	5.1	ug/kg wet	3120	94	66-126	10	15	
Dimethyl phthalate		3320	170	4.4	ug/kg wet	2980	90	65-124	12	15	
Di-n-butyl phthalate		3320	170	58	ug/kg wet	2980	90	58-130	13	15	
Di-n-octyl phthalate		3320	170	3.9	ug/kg wet	2970	89	62-133	11	16	
Fluoranthene		3320	170	2.4	ug/kg wet	2980	90	62-131	11	15	
Fluorene		3320	170	3.9	ug/kg wet	3040	92	63-126	11	15	
Hexachlorobenzene		3320	170	8.4	ug/kg wet	2720	82	60-132	12	15	
Hexachlorobutadiene		3320	170	8.6	ug/kg wet	2610	79	45-120	11	44	
Hexachlorocyclopentadiene		3320	170	51	ug/kg wet	2530	76	31-120	4	49	
Hexachloroethane		3320	170	13	ug/kg wet	2490	75	41-120	5	46	
Indeno(1,2,3-cd)pyrene		3320	170	4.7	ug/kg wet	2940	88	56-149	14	15	
Isophorone		3320	170	8.4	ug/kg wet	2680	81	56-120	12	17	
Naphthalene		3320	170	2.8	ug/kg wet	2750	83	46-120	11	29	
Nitrobenzene		3320	170	7.5	ug/kg wet	2870	86	49-120	10	24	
N-Nitrosodi-n-propylamine		3320	170	13	ug/kg wet	2920	88	46-120	10	31	
N-Nitrosodiphenylamine		3320	170	9.2	ug/kg wet	3700	111	20-119	11	15	

Benchmark Environmental & Engineering Science
2558 Hamburg Turnpike, Suite 300
Lackawanna, NY 14218

SDG Number: RSJ0891

Project: Benchmark - Globe site
Project Number: TURN

Received: 10/15/09-10/20/09
Reported: 11/02/09 13:16

LABORATORY QC DATA

Analyte	Source Result	Spike Level	RL	MDL	Units	Result	% REC	% REC Limits	% RPD	RPD Limit	Data Qualifiers
Semivolatile Organics by GC/MS											
LCS Dup Analyzed: 10/23/09 (Lab Number:9J20078-BSD1, Batch: 9J20078)											
Pentachlorophenol		3320	330	58	ug/kg wet	2400	72	33-136	17	35	
Phenanthrene		3320	170	3.5	ug/kg wet	3060	92	60-130	11	15	
Phenol		3320	170	18	ug/kg wet	2670	80	36-120	9	35	
Pyrene		3320	170	1.1	ug/kg wet	3140	95	51-133	10	35	
Surrogate: 2,4,6-Tribromophenol					*ug/kg wet*		*88*	*39-146*			
Surrogate: 2-Fluorobiphenyl					*ug/kg wet*		*88*	*37-120*			
Surrogate: 2-Fluorophenol					*ug/kg wet*		*72*	*18-120*			
Surrogate: Nitrobenzene-d5					*ug/kg wet*		*91*	*34-132*			
Surrogate: Phenol-d5					*ug/kg wet*		*79*	*11-120*			
Surrogate: p-Terphenyl-d14					*ug/kg wet*		*82*	*58-147*			

Benchmark Environmental & Engineering Science
2558 Hamburg Turnpike, Suite 300
Lackawanna, NY 14218

SDG Number: RSJ0891

Project: Benchmark - Globe site
Project Number: TURN

Received: 10/15/09-10/20/09
Reported: 11/02/09 13:16

LABORATORY QC DATA

Analyte	Source Result	Spike Level	RL	MDL	Units	Result	% REC	% REC Limits	% RPD	RPD Limit	Data Qualifiers
Polychlorinated Biphenyls by EPA Method 8082											
Blank Analyzed: 10/18/09 (Lab Number:9J16009-BLK1, Batch: 9J16009)											
Aroclor 1016			17	3.3	ug/kg wet	ND					QSU
Aroclor 1016 [2C]			17	3.3	ug/kg wet	ND					QSU
Aroclor 1221			17	3.3	ug/kg wet	ND					QSU
Aroclor 1221 [2C]			17	3.3	ug/kg wet	ND					QSU
Aroclor 1232			17	3.3	ug/kg wet	ND					QSU
Aroclor 1232 [2C]			17	3.3	ug/kg wet	ND					QSU
Aroclor 1242			17	3.6	ug/kg wet	ND					QSU
Aroclor 1242 [2C]			17	3.6	ug/kg wet	ND					QSU
Aroclor 1248			17	3.3	ug/kg wet	ND					QSU
Aroclor 1248 [2C]			17	3.3	ug/kg wet	ND					QSU
Aroclor 1254			17	3.5	ug/kg wet	ND					QSU
Aroclor 1254 [2C]			17	3.5	ug/kg wet	ND					QSU
Aroclor 1260			17	3.5	ug/kg wet	ND					QSU
Aroclor 1260 [2C]			17	3.5	ug/kg wet	ND					QSU
Surrogate: Decachlorobiphenyl					*ug/kg wet*		*86*	*34-148*			*QSU*
Surrogate: Decachlorobiphenyl [2C]					*ug/kg wet*		*78*	*34-148*			*QSU*
Surrogate: Tetrachloro-m-xylene					*ug/kg wet*		*81*	*35-134*			*QSU*
Surrogate: Tetrachloro-m-xylene					*ug/kg wet*		*82*	*35-134*			*QSU*
LCS Analyzed: 10/18/09 (Lab Number:9J16009-BS1, Batch: 9J16009)											
Aroclor 1016		164	16	3.2	ug/kg wet	145	89	59-154			QSU
Aroclor 1016 [2C]		164	16	3.2	ug/kg wet	135	82	59-154			QSU
Aroclor 1221			16	3.2	ug/kg wet	ND					QSU
Aroclor 1221 [2C]			16	3.2	ug/kg wet	ND					QSU
Aroclor 1232			16	3.2	ug/kg wet	ND					QSU
Aroclor 1232 [2C]			16	3.2	ug/kg wet	ND					QSU
Aroclor 1242			16	3.6	ug/kg wet	ND					QSU
Aroclor 1242 [2C]			16	3.6	ug/kg wet	ND					QSU
Aroclor 1248			16	3.2	ug/kg wet	ND					QSU
Aroclor 1248 [2C]			16	3.2	ug/kg wet	ND					QSU
Aroclor 1254			16	3.5	ug/kg wet	ND					QSU
Aroclor 1254 [2C]			16	3.5	ug/kg wet	ND					QSU
Aroclor 1260		164	16	3.5	ug/kg wet	187	114	51-179			QSU
Aroclor 1260 [2C]		164	16	3.5	ug/kg wet	155	95	51-179			QSU
Surrogate: Decachlorobiphenyl					*ug/kg wet*		*87*	*34-148*			*QSU*

Benchmark Environmental & Engineering Science
2558 Hamburg Turnpike, Suite 300
Lackawanna, NY 14218

SDG Number: RSJ0891

Project: Benchmark - Globe site
Project Number: TURN

Received: 10/15/09-10/20/09
Reported: 11/02/09 13:16

LABORATORY QC DATA

Analyte	Source Result	Spike Level	RL	MDL	Units	Result	% REC	% REC Limits	% RPD	RPD Limit	Data Qualifiers
Polychlorinated Biphenyls by EPA Method 8082											
LCS Analyzed: 10/18/09 (Lab Number:9J16009-BS1, Batch: 9J16009)											
Surrogate: Decachlorobiphenyl [2C]					*ug/kg wet*		*79*	*34-148*			*QSU*
Surrogate: Tetrachloro-m-xylene					*ug/kg wet*		*87*	*35-134*			*QSU*
Surrogate: Tetrachloro-m-xylene					*ug/kg wet*		*82*	*35-134*			*QSU*
LCS Dup Analyzed: 10/18/09 (Lab Number:9J16009-BSD1, Batch: 9J16009)											
Aroclor 1016		165	17	3.2	ug/kg wet	150	91	59-154	3	50	QSU
Aroclor 1016 [2C]		165	17	3.2	ug/kg wet	137	83	59-154	2	50	QSU
Aroclor 1221			17	3.2	ug/kg wet	ND					QSU
Aroclor 1221 [2C]			17	3.2	ug/kg wet	ND					QSU
Aroclor 1232			17	3.2	ug/kg wet	ND					QSU
Aroclor 1232 [2C]			17	3.2	ug/kg wet	ND					QSU
Aroclor 1242			17	3.6	ug/kg wet	ND					QSU
Aroclor 1242 [2C]			17	3.6	ug/kg wet	ND					QSU
Aroclor 1248			17	3.2	ug/kg wet	ND					QSU
Aroclor 1248 [2C]			17	3.2	ug/kg wet	ND					QSU
Aroclor 1254			17	3.5	ug/kg wet	ND					QSU
Aroclor 1254 [2C]			17	3.5	ug/kg wet	ND					QSU
Aroclor 1260		165	17	3.5	ug/kg wet	192	117	51-179	3	50	QSU
Aroclor 1260 [2C]		165	17	3.5	ug/kg wet	163	99	51-179	5	50	QSU
Surrogate: Decachlorobiphenyl					*ug/kg wet*		*89*	*34-148*			*QSU*
Surrogate: Decachlorobiphenyl [2C]					*ug/kg wet*		*81*	*34-148*			*QSU*
Surrogate: Tetrachloro-m-xylene					*ug/kg wet*		*89*	*35-134*			*QSU*
Surrogate: Tetrachloro-m-xylene					*ug/kg wet*		*84*	*35-134*			*QSU*
Polychlorinated Biphenyls by EPA Method 8082											
Blank Analyzed: 10/20/09 (Lab Number:9J17039-BLK1, Batch: 9J17039)											
Aroclor 1016			17	3.2	ug/kg wet	ND					QSU
Aroclor 1016 [2C]			17	3.2	ug/kg wet	ND					QSU
Aroclor 1221			17	3.2	ug/kg wet	ND					QSU
Aroclor 1221 [2C]			17	3.2	ug/kg wet	ND					QSU
Aroclor 1232			17	3.2	ug/kg wet	ND					QSU
Aroclor 1232 [2C]			17	3.2	ug/kg wet	ND					QSU
Aroclor 1242			17	3.6	ug/kg wet	ND					QSU
Aroclor 1242 [2C]			17	3.6	ug/kg wet	ND					QSU

Benchmark Environmental & Engineering Science
2558 Hamburg Turnpike, Suite 300
Lackawanna, NY 14218

SDG Number: RSJ0891

Project: Benchmark - Globe site
Project Number: TURN

Received: 10/15/09-10/20/09
Reported: 11/02/09 13:16

LABORATORY QC DATA

Analyte	Source Result	Spike Level	RL	MDL	Units	Result	% REC	% REC Limits	% RPD	RPD Limit	Data Qualifiers
Polychlorinated Biphenyls by EPA Method 8082											
Blank Analyzed: 10/20/09 (Lab Number:9J17039-BLK1, Batch: 9J17039)											
Aroclor 1248			17	3.2	ug/kg wet	ND					QSU
Aroclor 1248 [2C]			17	3.2	ug/kg wet	ND					QSU
Aroclor 1254			17	3.5	ug/kg wet	ND					QSU
Aroclor 1254 [2C]			17	3.5	ug/kg wet	ND					QSU
Aroclor 1260			17	3.5	ug/kg wet	ND					QSU
Aroclor 1260 [2C]			17	3.5	ug/kg wet	ND					QSU
Surrogate: Decachlorobiphenyl					*ug/kg wet*		*78*	*34-148*			*QSU*
Surrogate: Decachlorobiphenyl [2C]					*ug/kg wet*		*75*	*34-148*			*QSU*
Surrogate: Tetrachloro-m-xylene					*ug/kg wet*		*93*	*35-134*			*QSU*
Surrogate: Tetrachloro-m-xylene					*ug/kg wet*		*91*	*35-134*			*QSU*
LCS Analyzed: 10/20/09 (Lab Number:9J17039-BS1, Batch: 9J17039)											
Aroclor 1016		166	17	3.2	ug/kg wet	165	99	59-154			QSU
Aroclor 1016 [2C]		166	17	3.2	ug/kg wet	152	92	59-154			QSU
Aroclor 1221			17	3.2	ug/kg wet	ND					QSU
Aroclor 1221 [2C]			17	3.2	ug/kg wet	ND					QSU
Aroclor 1232			17	3.2	ug/kg wet	ND					QSU
Aroclor 1232 [2C]			17	3.2	ug/kg wet	ND					QSU
Aroclor 1242			17	3.6	ug/kg wet	ND					QSU
Aroclor 1242 [2C]			17	3.6	ug/kg wet	ND					QSU
Aroclor 1248			17	3.2	ug/kg wet	ND					QSU
Aroclor 1248 [2C]			17	3.2	ug/kg wet	ND					QSU
Aroclor 1254			17	3.5	ug/kg wet	ND					QSU
Aroclor 1254 [2C]			17	3.5	ug/kg wet	ND					QSU
Aroclor 1260		166	17	3.5	ug/kg wet	182	110	51-179			QSU
Aroclor 1260 [2C]		166	17	3.5	ug/kg wet	169	102	51-179			QSU
Surrogate: Decachlorobiphenyl					*ug/kg wet*		*81*	*34-148*			*QSU*
Surrogate: Decachlorobiphenyl [2C]					*ug/kg wet*		*78*	*34-148*			*QSU*
Surrogate: Tetrachloro-m-xylene					*ug/kg wet*		*100*	*35-134*			*QSU*
Surrogate: Tetrachloro-m-xylene					*ug/kg wet*		*95*	*35-134*			*QSU*
Polychlorinated Biphenyls by EPA Method 8082											
Blank Analyzed: 10/20/09 (Lab Number:9J18008-BLK1, Batch: 9J18008)											
Aroclor 1016			17	3.3	ug/kg wet	ND					QSU

Benchmark Environmental & Engineering Science
2558 Hamburg Turnpike, Suite 300
Lackawanna, NY 14218

SDG Number: RSJ0891

Project: Benchmark - Globe site
Project Number: TURN

Received: 10/15/09-10/20/09
Reported: 11/02/09 13:16

LABORATORY QC DATA

Analyte	Source Result	Spike Level	RL	MDL	Units	Result	% REC	% REC Limits	% RPD	RPD Limit	Data Qualifiers
Polychlorinated Biphenyls by EPA Method 8082											
Blank Analyzed: 10/20/09 (Lab Number:9J18008-BLK1, Batch: 9J18008)											
Aroclor 1016 [2C]			17	3.3	ug/kg wet	ND					QSU
Aroclor 1221			17	3.3	ug/kg wet	ND					QSU
Aroclor 1221 [2C]			17	3.3	ug/kg wet	ND					QSU
Aroclor 1232			17	3.3	ug/kg wet	ND					QSU
Aroclor 1232 [2C]			17	3.3	ug/kg wet	ND					QSU
Aroclor 1242			17	3.6	ug/kg wet	ND					QSU
Aroclor 1242 [2C]			17	3.6	ug/kg wet	ND					QSU
Aroclor 1248			17	3.3	ug/kg wet	ND					QSU
Aroclor 1248 [2C]			17	3.3	ug/kg wet	ND					QSU
Aroclor 1254			17	3.5	ug/kg wet	ND					QSU
Aroclor 1254 [2C]			17	3.5	ug/kg wet	ND					QSU
Aroclor 1260			17	3.5	ug/kg wet	ND					QSU
Aroclor 1260 [2C]			17	3.5	ug/kg wet	ND					QSU
Surrogate: Decachlorobiphenyl					*ug/kg wet*		*100*	*34-148*			*QSU*
Surrogate: Decachlorobiphenyl [2C]					*ug/kg wet*		*93*	*34-148*			*QSU*
Surrogate: Tetrachloro-m-xylene					*ug/kg wet*		*90*	*35-134*			*QSU*
Surrogate: Tetrachloro-m-xylene					*ug/kg wet*		*76*	*35-134*			*QSU*
LCS Analyzed: 10/20/09 (Lab Number:9J18008-BS1, Batch: 9J18008)											
Aroclor 1016		166	17	3.2	ug/kg wet	150	91	59-154			QSU
Aroclor 1016 [2C]		166	17	3.2	ug/kg wet	122	74	59-154			QSU
Aroclor 1221			17	3.2	ug/kg wet	ND					QSU
Aroclor 1221 [2C]			17	3.2	ug/kg wet	ND					QSU
Aroclor 1232			17	3.2	ug/kg wet	ND					QSU
Aroclor 1232 [2C]			17	3.2	ug/kg wet	ND					QSU
Aroclor 1242			17	3.6	ug/kg wet	ND					QSU
Aroclor 1242 [2C]			17	3.6	ug/kg wet	ND					QSU
Aroclor 1248			17	3.2	ug/kg wet	ND					QSU
Aroclor 1248 [2C]			17	3.2	ug/kg wet	ND					QSU
Aroclor 1254			17	3.5	ug/kg wet	ND					QSU
Aroclor 1254 [2C]			17	3.5	ug/kg wet	ND					QSU
Aroclor 1260		166	17	3.5	ug/kg wet	178	108	51-179			QSU
Aroclor 1260 [2C]		166	17	3.5	ug/kg wet	150	90	51-179			QSU
Surrogate: Decachlorobiphenyl					*ug/kg wet*		*107*	*34-148*			*QSU*
Surrogate: Decachlorobiphenyl [2C]					*ug/kg wet*		*94*	*34-148*			*QSU*

Benchmark Environmental & Engineering Science
2558 Hamburg Turnpike, Suite 300
Lackawanna, NY 14218

SDG Number: RSJ0891

Project: Benchmark - Globe site
Project Number: TURN

Received: 10/15/09-10/20/09
Reported: 11/02/09 13:16

LABORATORY QC DATA

Analyte	Source Result	Spike Level	RL	MDL	Units	Result	% REC	% REC Limits	% RPD	RPD Limit	Data Qualifiers
Polychlorinated Biphenyls by EPA Method 8082											
LCS Analyzed: 10/20/09 (Lab Number:9J18008-BS1, Batch: 9J18008)											
Surrogate: Tetrachloro-m-xylene					*ug/kg wet*		*96*	*35-134*			*QSU*
Surrogate: Tetrachloro-m-xylene					*ug/kg wet*		*76*	*35-134*			*QSU*
LCS Dup Analyzed: 10/20/09 (Lab Number:9J18008-BSD1, Batch: 9J18008)											
Aroclor 1016		164	16	3.2	ug/kg wet	150	91	59-154	0.4	50	QSU
Aroclor 1016 [2C]		164	16	3.2	ug/kg wet	122	75	59-154	0.3	50	QSU
Aroclor 1221			16	3.2	ug/kg wet	ND					QSU
Aroclor 1221 [2C]			16	3.2	ug/kg wet	ND					QSU
Aroclor 1232			16	3.2	ug/kg wet	ND					QSU
Aroclor 1232 [2C]			16	3.2	ug/kg wet	ND					QSU
Aroclor 1242			16	3.6	ug/kg wet	ND					QSU
Aroclor 1242 [2C]			16	3.6	ug/kg wet	ND					QSU
Aroclor 1248			16	3.2	ug/kg wet	ND					QSU
Aroclor 1248 [2C]			16	3.2	ug/kg wet	ND					QSU
Aroclor 1254			16	3.5	ug/kg wet	ND					QSU
Aroclor 1254 [2C]			16	3.5	ug/kg wet	ND					QSU
Aroclor 1260		164	16	3.5	ug/kg wet	175	107	51-179	2	50	QSU
Aroclor 1260 [2C]		164	16	3.5	ug/kg wet	147	90	51-179	2	50	QSU
Surrogate: Decachlorobiphenyl					*ug/kg wet*		*107*	*34-148*			*QSU*
Surrogate: Decachlorobiphenyl [2C]					*ug/kg wet*		*92*	*34-148*			*QSU*
Surrogate: Tetrachloro-m-xylene					*ug/kg wet*		*98*	*35-134*			*QSU*
Surrogate: Tetrachloro-m-xylene					*ug/kg wet*		*77*	*35-134*			*QSU*
Polychlorinated Biphenyls by EPA Method 8082											
Blank Analyzed: 10/22/09 (Lab Number:9J20081-BLK1, Batch: 9J20081)											
Aroclor 1016			17	3.3	ug/kg wet	ND					
Aroclor 1016 [2C]			17	3.3	ug/kg wet	ND					
Aroclor 1221			17	3.3	ug/kg wet	ND					
Aroclor 1221 [2C]			17	3.3	ug/kg wet	ND					
Aroclor 1232			17	3.3	ug/kg wet	ND					
Aroclor 1232 [2C]			17	3.3	ug/kg wet	ND					
Aroclor 1242			17	3.6	ug/kg wet	ND					
Aroclor 1242 [2C]			17	3.6	ug/kg wet	ND					
Aroclor 1248			17	3.3	ug/kg wet	ND					
Aroclor 1248 [2C]			17	3.3	ug/kg wet	ND					

Benchmark Environmental & Engineering Science
2558 Hamburg Turnpike, Suite 300
Lackawanna, NY 14218

SDG Number: RSJ0891

Project: Benchmark - Globe site
Project Number: TURN

Received: 10/15/09-10/20/09
Reported: 11/02/09 13:16

LABORATORY QC DATA

Analyte	Source Result	Spike Level	RL	MDL	Units	Result	% REC	% REC Limits	% RPD	RPD Limit	Data Qualifiers
Polychlorinated Biphenyls by EPA Method 8082											
Blank Analyzed: 10/22/09 (Lab Number:9J20081-BLK1, Batch: 9J20081)											
Aroclor 1254			17	3.5	ug/kg wet	ND					
Aroclor 1254 [2C]			17	3.5	ug/kg wet	ND					
Aroclor 1260			17	3.5	ug/kg wet	ND					
Aroclor 1260 [2C]			17	3.5	ug/kg wet	ND					
Surrogate: Decachlorobiphenyl					*ug/kg wet*		*103*	*34-148*			
Surrogate: Decachlorobiphenyl [2C]					*ug/kg wet*		*99*	*34-148*			
Surrogate: Tetrachloro-m-xylene					*ug/kg wet*		*91*	*35-134*			
Surrogate: Tetrachloro-m-xylene					*ug/kg wet*		*78*	*35-134*			
LCS Analyzed: 10/22/09 (Lab Number:9J20081-BS1, Batch: 9J20081)											
Aroclor 1016		163	16	3.2	ug/kg wet	147	90	59-154			
Aroclor 1016 [2C]		163	16	3.2	ug/kg wet	121	74	59-154			
Aroclor 1221			16	3.2	ug/kg wet	ND					
Aroclor 1221 [2C]			16	3.2	ug/kg wet	ND					
Aroclor 1232			16	3.2	ug/kg wet	ND					
Aroclor 1232 [2C]			16	3.2	ug/kg wet	ND					
Aroclor 1242			16	3.6	ug/kg wet	ND					
Aroclor 1242 [2C]			16	3.6	ug/kg wet	ND					
Aroclor 1248			16	3.2	ug/kg wet	ND					
Aroclor 1248 [2C]			16	3.2	ug/kg wet	ND					
Aroclor 1254			16	3.5	ug/kg wet	ND					
Aroclor 1254 [2C]			16	3.5	ug/kg wet	ND					
Aroclor 1260		163	16	3.5	ug/kg wet	179	109	51-179			
Aroclor 1260 [2C]		163	16	3.5	ug/kg wet	146	89	51-179			
Surrogate: Decachlorobiphenyl					*ug/kg wet*		*111*	*34-148*			
Surrogate: Decachlorobiphenyl [2C]					*ug/kg wet*		*91*	*34-148*			
Surrogate: Tetrachloro-m-xylene					*ug/kg wet*		*95*	*35-134*			
Surrogate: Tetrachloro-m-xylene					*ug/kg wet*		*76*	*35-134*			
LCS Dup Analyzed: 10/22/09 (Lab Number:9J20081-BSD1, Batch: 9J20081)											
Aroclor 1016		166	17	3.2	ug/kg wet	145	88	59-154	1	50	
Aroclor 1016 [2C]		166	17	3.2	ug/kg wet	122	73	59-154	0.8	50	
Aroclor 1221			17	3.2	ug/kg wet	ND					
Aroclor 1221 [2C]			17	3.2	ug/kg wet	ND					

Benchmark Environmental & Engineering Science
2558 Hamburg Turnpike, Suite 300
Lackawanna, NY 14218

SDG Number: RSJ0891

Project: Benchmark - Globe site
Project Number: TURN

Received: 10/15/09-10/20/09
Reported: 11/02/09 13:16

LABORATORY QC DATA

Analyte	Source Result	Spike Level	RL	MDL	Units	Result	% REC	% REC Limits	% RPD	RPD Limit	Data Qualifiers
Polychlorinated Biphenyls by EPA Method 8082											
LCS Dup Analyzed: 10/22/09 (Lab Number:9J20081-BSD1, Batch: 9J20081)											
Aroclor 1232			17	3.2	ug/kg wet	ND					
Aroclor 1232 [2C]			17	3.2	ug/kg wet	ND					
Aroclor 1242			17	3.6	ug/kg wet	ND					
Aroclor 1242 [2C]			17	3.6	ug/kg wet	ND					
Aroclor 1248			17	3.2	ug/kg wet	ND					
Aroclor 1248 [2C]			17	3.2	ug/kg wet	ND					
Aroclor 1254			17	3.5	ug/kg wet	ND					
Aroclor 1254 [2C]			17	3.5	ug/kg wet	ND					
Aroclor 1260		166	17	3.5	ug/kg wet	179	108	51-179	0.03	50	
Aroclor 1260 [2C]		166	17	3.5	ug/kg wet	148	90	51-179	2	50	
Surrogate: Decachlorobiphenyl					*ug/kg wet*		*108*	*34-148*			
Surrogate: Decachlorobiphenyl [2C]					*ug/kg wet*		*93*	*34-148*			
Surrogate: Tetrachloro-m-xylene					*ug/kg wet*		*94*	*35-134*			
Surrogate: Tetrachloro-m-xylene					*ug/kg wet*		*75*	*35-134*			

Benchmark Environmental & Engineering Science
2558 Hamburg Turnpike, Suite 300
Lackawanna, NY 14218

SDG Number: RSJ0891

Project: Benchmark - Globe site
Project Number: TURN

Received: 10/15/09-10/20/09
Reported: 11/02/09 13:16

LABORATORY QC DATA

Analyte	Source Result	Spike Level	RL	MDL	Units	Result	% REC	% REC Limits	% RPD	RPD Limit	Data Qualifiers
Total Metals by SW 846 Series Methods											
Blank Analyzed: 10/17/09 (Lab Number:9J16051-BLK1, Batch: 9J16051)											
Aluminum			10.0	NR	mg/kg wet	ND					B
Antimony			15.0	NR	mg/kg wet	ND					
Arsenic			2.0	NR	mg/kg wet	ND					
Barium			0.500	NR	mg/kg wet	ND					
Beryllium			0.200	NR	mg/kg wet	ND					
Cadmium			0.200	NR	mg/kg wet	ND					
Calcium			50.0	NR	mg/kg wet	ND					
Chromium			0.500	NR	mg/kg wet	ND					
Cobalt			0.500	NR	mg/kg wet	ND					
Copper			1.0	NR	mg/kg wet	ND					B
Iron			10.0	NR	mg/kg wet	ND					
Lead			1.0	NR	mg/kg wet	ND					
Magnesium			20.0	NR	mg/kg wet	ND					
Manganese			0.2	NR	mg/kg wet	ND					B
Nickel			5.00	NR	mg/kg wet	ND					
Potassium			30.0	NR	mg/kg wet	ND					
Selenium			4.0	NR	mg/kg wet	ND					
Silver			0.500	NR	mg/kg wet	ND					
Sodium			140	NR	mg/kg wet	ND					
Thallium			6.0	NR	mg/kg wet	ND					
Vanadium			0.500	NR	mg/kg wet	ND					B
Zinc			2.0	NR	mg/kg wet	ND					B
Reference Analyzed: 10/17/09 (Lab Number:9J16051-SRM1, Batch: 9J16051)											
Aluminum		11000	10.0	NR	mg/kg wet	8360	76	55.7-143.6			
Antimony		81.6	15.0	NR	mg/kg wet	58.3	72	0-203.7			
Arsenic		158	2.0	NR	mg/kg wet	142	90	81.6-118.4			
Barium		348	0.501	NR	mg/kg wet	304	87	80.7-119.3			
Beryllium		106	0.200	NR	mg/kg wet	92.5	87	81.6-118.9			
Cadmium		187	0.200	NR	mg/kg wet	165	88	82.4-117.6			
Calcium		9660	50.1	NR	mg/kg wet	8570	89	80.8-119.2			
Chromium		89.6	0.501	NR	mg/kg wet	79.4	89	78.8-120.7			
Cobalt		277	0.501	NR	mg/kg wet	253	91	80.9-119.1			

Benchmark Environmental & Engineering Science
2558 Hamburg Turnpike, Suite 300
Lackawanna, NY 14218

SDG Number: RSJ0891

Project: Benchmark - Globe site
Project Number: TURN

Received: 10/15/09-10/20/09
Reported: 11/02/09 13:16

LABORATORY QC DATA

Analyte	Source Result	Spike Level	RL	MDL	Units	Result	% REC	% REC Limits	% RPD	RPD Limit	Data Qualifiers
Total Metals by SW 846 Series Methods											
Reference Analyzed: 10/17/09 (Lab Number:9J16051-SRM1, Batch: 9J16051)											
Copper		129	1.0	NR	mg/kg wet	114	88	83.7-117.1			
Iron		18600	10.0	NR	mg/kg wet	14600	78	50.4-148.9			
Lead		172	1.0	NR	mg/kg wet	151	88	79.1-120.3			
Magnesium		5040	20.0	NR	mg/kg wet	4460	89	78.7-121.3			
Manganese		634	0.2	NR	mg/kg wet	568	90	81.8-118			
Nickel		99.1	5.01	NR	mg/kg wet	89.7	91	81.2-119.2			
Potassium		4010	30.0	NR	mg/kg wet	3560	89	73.6-126.4			
Selenium		148	4.0	NR	mg/kg wet	137	93	78.4-120.9			
Silver		66.1	0.501	NR	mg/kg wet	57.9	88	66.2-133.6			
Sodium		884	140	NR	mg/kg wet	773	87	73.7-125.7			
Thallium		268	6.0	NR	mg/kg wet	248	93	77.6-122.4			
Vanadium		194	0.501	NR	mg/kg wet	171	88	79.4-120.1			
Zinc		394	2.0	NR	mg/kg wet	347	88	80.5-119.3			
Total Metals by SW 846 Series Methods											
Blank Analyzed: 10/20/09 (Lab Number:9J19050-BLK1, Batch: 9J19050)											
Aluminum			10.0	NR	mg/kg wet	ND					
Antimony			15.0	NR	mg/kg wet	ND					
Arsenic			2.0	NR	mg/kg wet	ND					B
Barium			0.500	NR	mg/kg wet	ND					
Beryllium			0.200	NR	mg/kg wet	ND					
Cadmium			0.200	NR	mg/kg wet	ND					
Calcium			50.0	NR	mg/kg wet	ND					
Chromium			0.500	NR	mg/kg wet	ND					
Cobalt			0.500	NR	mg/kg wet	ND					
Copper			1.0	NR	mg/kg wet	ND					
Iron			10.0	NR	mg/kg wet	ND					
Lead			1.0	NR	mg/kg wet	ND					
Magnesium			20.0	NR	mg/kg wet	ND					
Manganese			0.2	NR	mg/kg wet	ND					

Benchmark Environmental & Engineering Science
2558 Hamburg Turnpike, Suite 300
Lackawanna, NY 14218

SDG Number: RSJ0891

Project: Benchmark - Globe site
Project Number: TURN

Received: 10/15/09-10/20/09
Reported: 11/02/09 13:16

LABORATORY QC DATA

Analyte	Source Result	Spike Level	RL	MDL	Units	Result	% REC	% REC Limits	% RPD	RPD Limit	Data Qualifiers
Total Metals by SW 846 Series Methods											
Blank Analyzed: 10/20/09 (Lab Number:9J19050-BLK1, Batch: 9J19050)											
Nickel			5.00	NR	mg/kg wet	ND					
Potassium			30.0	NR	mg/kg wet	ND					
Selenium			4.0	NR	mg/kg wet	ND					
Silver			0.500	NR	mg/kg wet	ND					
Sodium			140	NR	mg/kg wet	ND					
Thallium			6.0	NR	mg/kg wet	ND					
Vanadium			0.500	NR	mg/kg wet	ND					
Zinc			2.0	NR	mg/kg wet	ND					B
Matrix Spike Analyzed: 10/20/09 (Lab Number:9J19050-MS1, Batch: 9J19050)											
QC Source Sample: RSJ0991-01											
Aluminum	5090	2310	11.5	NR	mg/kg dry	7370	98	75-125			
Antimony	4.66	46.2	17.3	NR	mg/kg dry	31.3	58	75-125			M1
Arsenic	6.28	46.2	2.3	NR	mg/kg dry	54.4	104	75-125			
Barium	39.8	46.2	0.577	NR	mg/kg dry	97.5	125	75-125			
Beryllium	0.309	46.2	0.231	NR	mg/kg dry	44.3	95	75-125			
Cadmium	0.551	46.2	0.231	NR	mg/kg dry	46.0	98	75-125			
Chromium	3630	46.2	0.577	NR	mg/kg dry	301	-7220	75-125			MHA
Cobalt	32.8	46.2	0.577	NR	mg/kg dry	50.5	38	75-125			M1
Copper	94.8	46.2	1.2	NR	mg/kg dry	110	33	75-125			M1
Iron	18100	2310	11.5	NR	mg/kg dry	8790	-405	75-125			MHA
Lead	21.9	46.2	1.2	NR	mg/kg dry	81.1	128	75-125			M1
Nickel	1860	46.2	5.77	NR	mg/kg dry	93.8	-3820	75-125			MHA
Potassium	419	2310	34.6	NR	mg/kg dry	2900	108	75-125			
Selenium	ND	46.2	4.6	NR	mg/kg dry	44.0	95	75-125			
Silver	0.282	11.5	0.577	NR	mg/kg dry	11.9	100	75-125			
Sodium	103	2310	162	NR	mg/kg dry	2300	95	75-125			
Thallium	ND	46.2	6.9	NR	mg/kg dry	43.6	94	75-125			
Vanadium	18.7	46.2	0.577	NR	mg/kg dry	55.1	79	75-125			
Matrix Spike Analyzed: 10/22/09 (Lab Number:9J19050-MS2, Batch: 9J19050)											
QC Source Sample: RSJ0991-01											
Calcium	7680	2310	289	NR	mg/kg dry	50300	1840	75-125			M1,D08
Magnesium	6200	2310	115	NR	mg/kg dry	46000	1720	75-125			MHA,D08
Manganese	375	46.2	1.2	NR	mg/kg dry	4010	7880	75-125			MHA,D08
Zinc	17.5	46.2	11.5	NR	mg/kg dry	473	986	75-125			M1,D08
Matrix Spike Dup Analyzed: 10/20/09 (Lab Number:9J19050-MSD1, Batch: 9J19050)											
QC Source Sample: RSJ0991-01											
Aluminum	5090	2280	11.4	NR	mg/kg dry	6420	58	75-125	14	20	M1

Benchmark Environmental & Engineering Science
2558 Hamburg Turnpike, Suite 300
Lackawanna, NY 14218

SDG Number: RSJ0891

Project: Benchmark - Globe site
Project Number: TURN

Received: 10/15/09-10/20/09
Reported: 11/02/09 13:16

LABORATORY QC DATA

Analyte	Source Result	Spike Level	RL	MDL	Units	Result	% REC	% REC Limits	% RPD	RPD Limit	Data Qualifiers
Total Metals by SW 846 Series Methods											
Matrix Spike Dup Analyzed: 10/20/09 (Lab Number:9J19050-MSD1, Batch: 9J19050)											
QC Source Sample: RSJ0991-01											
Antimony	4.66	45.7	17.1	NR	mg/kg dry	32.7	61	75-125	4	20	M1
Arsenic	6.28	45.7	2.3	NR	mg/kg dry	84.5	171	75-125	43	20	M1,R3
Barium	39.8	45.7	0.571	NR	mg/kg dry	96.4	124	75-125	1	20	
Beryllium	0.309	45.7	0.228	NR	mg/kg dry	44.2	96	75-125	0.2	20	
Cadmium	0.551	45.7	0.228	NR	mg/kg dry	49.2	107	75-125	7	20	
Chromium	3630	45.7	0.571	NR	mg/kg dry	241	-7430	75-125	22	20	MHA,R3
Cobalt	32.8	45.7	0.571	NR	mg/kg dry	56.3	51	75-125	11	20	M1
Copper	94.8	45.7	1.1	NR	mg/kg dry	108	29	75-125	2	20	M1
Iron	18100	2280	11.4	NR	mg/kg dry	9280	-387	75-125	5	20	MHA
Lead	21.9	45.7	1.1	NR	mg/kg dry	76.5	120	75-125	6	20	
Nickel	1860	45.7	5.71	NR	mg/kg dry	90.1	-3870	75-125	4	20	MHA
Potassium	419	2280	34.3	NR	mg/kg dry	2940	110	75-125	1	20	
Selenium	ND	45.7	4.6	NR	mg/kg dry	44.7	98	75-125	2	20	
Silver	0.282	11.4	0.571	NR	mg/kg dry	12.0	103	75-125	1	20	
Sodium	103	2280	160	NR	mg/kg dry	2350	98	75-125	2	20	
Thallium	ND	45.7	6.9	NR	mg/kg dry	42.5	93	75-125	2	20	
Vanadium	18.7	45.7	0.571	NR	mg/kg dry	70.3	113	75-125	24	20	M1,R3
Matrix Spike Dup Analyzed: 10/22/09 (Lab Number:9J19050-MSD2, Batch: 9J19050)											
QC Source Sample: RSJ0991-01											
Calcium	7680	2280	286	NR	mg/kg dry	75800	2980	75-125	40	20	M1,D08
Magnesium	6200	2280	114	NR	mg/kg dry	53300	2060	75-125	15	20	MHA,D08
Manganese	375	45.7	1.1	NR	mg/kg dry	10700	22700	75-125	91	20	MHA,D08
Zinc	17.5	45.7	11.4	NR	mg/kg dry	1530	3300	75-125	105	20	M1,D08
Reference Analyzed: 10/20/09 (Lab Number:9J19050-SRM1, Batch: 9J19050)											
Aluminum		11000	10.0	NR	mg/kg wet	9110	83	55.7-143.6			
Antimony		81.3	15.0	NR	mg/kg wet	47.4	58	0-203.7			
Arsenic		158	2.0	NR	mg/kg wet	151	96	81.6-118.4			
Barium		347	0.499	NR	mg/kg wet	330	95	80.7-119.3			
Beryllium		106	0.200	NR	mg/kg wet	101	95	81.6-118.9			
Cadmium		187	0.200	NR	mg/kg wet	178	96	82.4-117.6			
Calcium		9630	49.9	NR	mg/kg wet	9380	97	80.8-119.2			
Chromium		89.3	0.499	NR	mg/kg wet	82.6	92	78.8-120.7			

Benchmark Environmental & Engineering Science
2558 Hamburg Turnpike, Suite 300
Lackawanna, NY 14218

SDG Number: RSJ0891

Project: Benchmark - Globe site
Project Number: TURN

Received: 10/15/09-10/20/09
Reported: 11/02/09 13:16

LABORATORY QC DATA

Analyte	Source Result	Spike Level	RL	MDL	Units	Result	% REC	% REC Limits	% RPD	RPD Limit	Data Qualifiers
Total Metals by SW 846 Series Methods											
Reference Analyzed: 10/20/09 (Lab Number:9J19050-SRM1, Batch: 9J19050)											
Cobalt		276	0.499	NR	mg/kg wet	272	98	80.9-119.1			
Copper		129	1.0	NR	mg/kg wet	125	97	83.7-117.1			
Iron		18600	10.0	NR	mg/kg wet	15500	83	50.4-148.9			
Lead		172	1.0	NR	mg/kg wet	165	96	79.1-120.3			
Magnesium		5020	20.0	NR	mg/kg wet	4850	97	78.7-121.3			
Manganese		632	0.2	NR	mg/kg wet	611	97	81.8-118			
Nickel		98.8	4.99	NR	mg/kg wet	95.6	97	81.2-119.2			
Potassium		4000	29.9	NR	mg/kg wet	3870	97	73.6-126.4			
Selenium		148	4.0	NR	mg/kg wet	150	102	78.4-120.9			
Silver		65.9	0.499	NR	mg/kg wet	62.9	96	66.2-133.6			
Sodium		881	140	NR	mg/kg wet	823	93	73.7-125.7			
Thallium		267	6.0	NR	mg/kg wet	262	98	77.6-122.4			
Vanadium		194	0.499	NR	mg/kg wet	187	97	79.4-120.1			
Zinc		393	2.0	NR	mg/kg wet	378	96	80.5-119.3			
Total Metals by SW 846 Series Methods											
Blank Analyzed: 10/20/09 (Lab Number:9J19063-BLK1, Batch: 9J19063)											
Mercury			0.0195	NR	mg/kg wet	ND					
Reference Analyzed: 10/20/09 (Lab Number:9J19063-SRM1, Batch: 9J19063)											
Mercury		6.89	0.405	NR	mg/kg wet	6.15	89	71.8-128.2			
Total Metals by SW 846 Series Methods											
Blank Analyzed: 10/20/09 (Lab Number:9J19064-BLK1, Batch: 9J19064)											
Mercury			0.0192	NR	mg/kg wet	ND					
Reference Analyzed: 10/20/09 (Lab Number:9J19064-SRM1, Batch: 9J19064)											
Mercury		6.80	0.391	NR	mg/kg wet	5.99	88	71.8-128.2			
Total Metals by SW 846 Series Methods											

Benchmark Environmental & Engineering Science
2558 Hamburg Turnpike, Suite 300
Lackawanna, NY 14218

SDG Number: RSJ0891

Project: Benchmark - Globe site
Project Number: TURN

Received: 10/15/09-10/20/09
Reported: 11/02/09 13:16

LABORATORY QC DATA

Analyte	Source Result	Spike Level	RL	MDL	Units	Result	% REC	% REC Limits	% RPD	RPD Limit	Data Qualifiers
Total Metals by SW 846 Series Methods											
Blank Analyzed: 10/22/09 (Lab Number:9J21022-BLK1, Batch: 9J21022)											
Aluminum			10.0	NR	mg/kg wet	ND					
Antimony			15.0	NR	mg/kg wet	ND					
Arsenic			2.0	NR	mg/kg wet	ND					B
Barium			0.500	NR	mg/kg wet	ND					
Beryllium			0.200	NR	mg/kg wet	ND					
Cadmium			0.200	NR	mg/kg wet	ND					
Calcium			50.0	NR	mg/kg wet	ND					
Chromium			0.500	NR	mg/kg wet	ND					
Cobalt			0.500	NR	mg/kg wet	ND					
Copper			1.0	NR	mg/kg wet	ND					
Iron			10.0	NR	mg/kg wet	ND					
Lead			1.0	NR	mg/kg wet	ND					
Magnesium			20.0	NR	mg/kg wet	ND					B
Manganese			0.2	NR	mg/kg wet	ND					B
Nickel			5.00	NR	mg/kg wet	ND					
Potassium			30.0	NR	mg/kg wet	ND					
Selenium			4.0	NR	mg/kg wet	ND					
Silver			0.500	NR	mg/kg wet	ND					
Sodium			140	NR	mg/kg wet	ND					
Thallium			6.0	NR	mg/kg wet	ND					
Vanadium			0.500	NR	mg/kg wet	ND					
Zinc			2.0	NR	mg/kg wet	ND					B
Reference Analyzed: 10/22/09 (Lab Number:9J21022-SRM1, Batch: 9J21022)											
Aluminum		11000	10.0	NR	mg/kg wet	9130	83	55.7-143.6			
Antimony		81.5	15.0	NR	mg/kg wet	44.4	54	0-203.7			
Arsenic		158	2.0	NR	mg/kg wet	149	95	81.6-118.4			
Barium		348	0.500	NR	mg/kg wet	328	94	80.7-119.3			
Beryllium		106	0.200	NR	mg/kg wet	100	94	81.6-118.9			
Cadmium		187	0.200	NR	mg/kg wet	178	95	82.4-117.6			
Calcium		9650	50.0	NR	mg/kg wet	9140	95	80.8-119.2			
Chromium		89.5	0.500	NR	mg/kg wet	84.7	95	78.8-120.7			
Cobalt		277	0.500	NR	mg/kg wet	272	98	80.9-119.1			

Benchmark Environmental & Engineering Science
2558 Hamburg Turnpike, Suite 300
Lackawanna, NY 14218

SDG Number: RSJ0891

Project: Benchmark - Globe site
Project Number: TURN

Received: 10/15/09-10/20/09
Reported: 11/02/09 13:16

LABORATORY QC DATA

Analyte	Source Result	Spike Level	RL	MDL	Units	Result	% REC	% REC Limits	% RPD	RPD Limit	Data Qualifiers
Total Metals by SW 846 Series Methods											
Reference Analyzed: 10/22/09 (Lab Number:9J21022-SRM1, Batch: 9J21022)											
Copper		129	1.0	NR	mg/kg wet	125	97	83.7-117.1			
Iron		18600	10.0	NR	mg/kg wet	15100	81	50.4-148.9			
Lead		172	1.0	NR	mg/kg wet	160	93	79.1-120.3			
Magnesium		5030	20.0	NR	mg/kg wet	4770	95	78.7-121.3			
Manganese		633	0.2	NR	mg/kg wet	607	96	81.8-118			
Nickel		99.0	5.00	NR	mg/kg wet	95.6	97	81.2-119.2			
Potassium		4010	30.0	NR	mg/kg wet	3820	95	73.6-126.4			
Selenium		148	4.0	NR	mg/kg wet	144	98	78.4-120.9			
Silver		66.0	0.500	NR	mg/kg wet	62.1	94	66.2-133.6			
Sodium		883	140	NR	mg/kg wet	820	93	73.7-125.7			
Thallium		268	6.0	NR	mg/kg wet	265	99	77.6-122.4			
Vanadium		194	0.500	NR	mg/kg wet	186	96	79.4-120.1			
Zinc		394	2.0	NR	mg/kg wet	371	94	80.5-119.3			
Total Metals by SW 846 Series Methods											
Blank Analyzed: 10/24/09 (Lab Number:9J23054-BLK1, Batch: 9J23054)											
Mercury			0.0206	NR	mg/kg wet	ND					
Reference Analyzed: 10/24/09 (Lab Number:9J23054-SRM1, Batch: 9J23054)											
Mercury		6.78	0.374	NR	mg/kg wet	8.27	122	71.8-128.2			

Chain of Custody Record

Temperature on Receipt _____

Drinking Water? Yes ☐ No ☐

TestAmerica
THE LEADER IN ENVIRONMENTAL TESTING

TAL-4124 (1007)

Client: Benchmark	Project Manager: Mike Lesakowski	Date: 10-14-09	Chain of Custody Number: 133663
Address: 2558 Hamburg Turnpike	Telephone Number (Area Code)/Fax Number: 716-225-3314	Lab Number:	Page 1 of 1
City: Buffalo / State: NY / Zip Code: 14218	Site Contact: Brock Greene	Lab Contact: Brian Fisher	Analysis (Attach list if more space is needed)
Project Name and Location (State): 3708 Highland Ave Site (Globe)	Carrier/Waybill Number:		
Contract/Purchase Order/Quote No.: 0170-001-103			

Sample I.D. No. and Description (Containers for each sample may be combined on one line)	Date	Time	Matrix: Air	Aqueous	Sed	Soil	Containers & Preservatives: Unpres	H2SO4	HNO3	HCl	NaOH	ZnAc/NaOH	TCL SVOC	TAL Metal	PCB	TCL STARS VOC	Special Instructions/ Conditions of Receipt
SB-14 (8-12)	10-14-09	915				X	3						X	X	X		
SB-15 (0-2')		1045				X	3						X	X	X		
SB-16 (0-2)		1150				X	3						X	X	X		
SB-17 (0-2)		1250				X	3						X	X	X		
SB-18 (2-4)		1430				X	3						X	X	X	X	
SB-19 (11-14.7)		1530				X	3						X	X	X	+	

Possible Hazard Identification
☐ Non-Hazard ☐ Flammable ☐ Skin Irritant ☐ Poison B ☒ Unknown ☐ Return To Client ☒ Disposal By Lab ☐ Archive For _____ Months (A fee may be assessed if samples are retained longer than 1 month)

Sample Disposal

Turn Around Time Required
☐ 24 Hours ☐ 48 Hours ☒ 7 Days ☐ 14 Days ☐ 21 Days ☐ Other _____

QC Requirements (Specify): Cat B

	Date	Time		Date	Time
1. Relinquished By: Brock Greene	10-15-09	0900	1. Received By:	10-15-09	10:00
2. Relinquished By:	Date	Time	2. Received By:	Date	Time
3. Relinquished By:	Date	Time	3. Received By:	Date	Time

Comments

2.0°C

DISTRIBUTION: WHITE - Returned to Client with Report; CANARY - Stays with the Sample; PINK - Field Copy

43/2968

Chain of Custody Record

Temperature on Receipt ___ ___

Drinking Water? Yes ☐ No ☐

TestAmerica

THE LEADER IN ENVIRONMENTAL TESTING

TAL-4124 (1007)

Client	Project Manager	Date	Chain of Custody Number
Benchmark	Mike Lesakowski	10-15-09	133658
Address	**Telephone Number (Area Code)/Fax Number**	**Lab Number**	**Page 1 of 1**
2558 Hamburg Turnpike	716-225-3314		
City / **State** / **Zip Code**	**Site Contact**	**Lab Contact**	**Analysis (Attach list if more space is needed)**
Buffalo / NY / 14218	Brock Freame	Brian Fisher	
Project Name and Location (State)	**Carrier/Waybill Number**		
3708 Highland Ave Site (Globe)			
Contract/Purchase Order/Quote No.			
0170-001-103			

Sample I.D. No. and Description (Containers for each sample may be combined on one line)	Date	Time	Matrix: Air	Aqueous	Sed.	Soil	Containers & Preservatives: Unpres.	H2SO4	HNO3	HCl	NaOH	ZnAc/NaOH	TCL SVOC	TAL Metal	PCB	TCL+STARS VOC	Special Instructions/ Conditions of Receipt
SB-13 (0-2)	10-15-09	945				X	3						X	X	X	X	
SB-20 (0-2)		1130				X	3						X	X	X		
SB-22 (4-6)		1300				X	3						X	X	X		
SB-23 (8-12)		1450				X	3						X	X	X	X	
SB-25 (1-3)		1600				X	3						X	X	X		

Possible Hazard Identification

☐ Non-Hazard ☐ Flammable ☐ Skin Irritant ☐ Poison B ☒ Unknown

Sample Disposal

☐ Return To Client ☒ Disposal By Lab ☐ Archive For ___ Months (A fee may be assessed if samples are retained longer than 1 month)

Turn Around Time Required

☐ 24 Hours ☐ 48 Hours ☒ 7 Days ☐ 14 Days ☐ 21 Days ☐ Other ___

QC Requirements (Specify)

Cat B

	Date	Time		Date	Time
1. Relinquished By: Brock Freame	10-16-09	0900	1. Received By:	10-16-09	10:05
2. Relinquished By			2. Received By		
3. Relinquished By			3. Received By		

Comments

20°

DISTRIBUTION: WHITE - Returned to Client with Report; CANARY - Stays with the Sample; PINK - Field Copy

144/2968

[redacted]

Chain of Custody Record

Temperature on Receipt _____

Drinking Water? Yes ☐ No ☐

TestAmerica

THE LEADER IN ENVIRONMENTAL TESTING

TAL-4124 (1007)

Client: Benchmark	Project Manager: Mike Lesakowski	Date: 10-16-09	Chain of Custody Number: 133664
Address: 2558 Hamburg Turnpike	Telephone Number (Area Code)/Fax Number: 716-225-3314	Lab Number:	Page 1 of 1
City: Buffalo; State: NY; Zip Code: 14218	Site Contact: Brock Greene; Lab Contact: Brian Fisher		
Project Name and Location (State): 3708 Highland Ave Site (Globe)	Carrier/Waybill Number:		
Contract/Purchase Order/Quote No.: 0170-001-103			

Analysis (Attach list if more space is needed)

Sample I.D. No. and Description (Containers for each sample may be combined on one line)	Date	Time	Matrix: Air	Aqueous	Sed.	Soil	Containers & Preservatives: Unpres.	H2SO4	HNO3	HCl	NaOH	ZnAc/NaOH	TCL SVOC	TAL Metal	PCB	TCL+STARS VOC	Special Instructions/ Conditions of Receipt
SB-24 (4-6)	10-16-09	930				X	3						X	X	X	X	
SB-30 (0-4)		1100				X	3						X	X	X	X	
SB-29 (4-6)		1220				X	3						X	X	X	X	
SB-21 (12-14)		1320				X	3						X	X	X	X	

Possible Hazard Identification: ☐ Non-Hazard ☐ Flammable ☐ Skin Irritant ☐ Poison B ☒ Unknown

Sample Disposal: ☐ Return To Client ☒ Disposal By Lab ☐ Archive For _____ Months (A fee may be assessed if samples are retained longer than 1 month)

Turn Around Time Required: ☐ 24 Hours ☐ 48 Hours ☒ 7 Days ☐ 14 Days ☐ 21 Days ☐ Other _____

QC Requirements (Specify): Cat B

	Date	Time		Date	Time
1. Relinquished By: Brock Greene	10-16-09	1512	1. Received By: [signature]	10-16-09	1512
2. Relinquished By:			2. Received By:		
3. Relinquished By:			3. Received By:		

Comments: 6.0°C

DISTRIBUTION: WHITE - Returned to Client with Report; CANARY - Stays with the Sample; PINK - Field Copy

145/2968

Chain of Custody Record

Temperature on Receipt _____

Drinking Water? Yes ☐ No ☐

TestAmerica
THE LEADER IN ENVIRONMENTAL TESTING

TAL-4124 (1007)

Client: Benchmark	Project Manager: Mike Lasakowski	Date: 10-20-09	Chain of Custody Number: 133669
Address: 2558 Hamburg Turnpike	Telephone Number (Area Code)/Fax Number: 716-225-3314	Lab Number:	Page 1 of 1
City: Buffalo / State: NY / Zip Code: 14228	Site Contact: Bob Greene	Lab Contact: Brian Fisher	Analysis (Attach list if more space is needed)
Project Name and Location (State): 3807 Highland Ave. S.t (Globe)	Carrier/Waybill Number:		
Contract/Purchase Order/Quote No.: 0170-001-103			

Sample I.D. No. and Description (Containers for each sample may be combined on one line)	Date	Time	Matrix: Air	Aqueous	Sed	Soil	Containers & Preservatives: Unpres.	H2SO4	HNO3	HCl	NaOH	ZnAc/NaOH	TCL SVOC	TAL Metal	PCB	TCL STARS VOC	Special Instructions/ Conditions of Receipt
SB-26(1-3)	10-19-09	924				X	3						X	X	X		
SB-27A(1-3)		1155				X	3						X	X	X		
SB-28(6-8)		1330				X	3						X	X	X	X	

Possible Hazard Identification
☐ Non-Hazard ☐ Flammable ☐ Skin Irritant ☐ Poison B ☒ Unknown

Sample Disposal
☐ Return To Client ☒ Disposal By Lab ☐ Archive For _____ Months
(A fee may be assessed if samples are retained longer than 1 month)

Turn Around Time Required
☐ 24 Hours ☐ 48 Hours ☒ 7 Days ☐ 14 Days ☐ 21 Days ☐ Other _____

QC Requirements (Specify): Cat B

	Relinquished By	Date	Time	Received By	Date	Time
1.	Bob Greene	10-20-09	0900		10-20-09	10:10
2.						
3.						

Comments: 3.5°C

DISTRIBUTION: WHITE - Returned to Client with Report; CANARY - Stays with the Sample; PINK - Field Copy

146/2968

Analytical Report

SDG Number: RSJ0652

Project Description(s)

Work Order RSJ0652 - Benchmark - Globe site
Work Order RSJ0653 - Benchmark - Globe site
Work Order RSJ0655 - Benchmark - Globe site

For:

Mike Lesakowski

Benchmark Environmental & Engineering Science

2558 Hamburg Turnpike, Suite 300

Lackawanna, NY 14218



Brian Fischer

Project Manager

Brian.Fischer@testamericainc.com

Wednesday, October 28, 2009

The test results in this report meet all NELAP requirements for analytes for which accreditation is required or available. Any exception to NELAP requirements are noted in this report. Persuant to NELAP, this report may not be reproduced, except in full, without the written approval of the laboratory. All questions regarding this test report should be directed to the TestAmerica Project manager who has signed this report.

TestAmerica
THE LEADER IN ENVIRONMENTAL TESTING

Benchmark Environmental & Engineering Science
2558 Hamburg Turnpike, Suite 300
Lackawanna, NY 14218

SDG Number: RSJ0652

Project: Benchmark - Globe site
Project Number: TURN

Received: 10/09/09
Reported: 10/28/09 15:41

TestAmerica Buffalo
Current Certifications

As of 1/27/2009

STATE	Program	Cert # / Lab ID
Arkansas	CWA, RCRA, SOIL	88-0686
California*	NELAP CWA, RCRA	01169CA
Connecticut	SDWA, CWA, RCRA, SOIL	PH-0568
Florida*	NELAP CWA, RCRA	E87672
Georgia*	SDWA,NELAP CWA, RCRA	956
Illinois*	NELAP SDWA, CWA, RCRA	200003
Iowa	SW/CS	374
Kansas*	NELAP SDWA, CWA, RCRA	E-10187
Kentucky	SDWA	90029
Kentucky UST	UST	30
Louisiana*	NELAP CWA, RCRA	2031
Maine	SDWA, CWA	NY0044
Maryland	SDWA	294
Massachusetts	SDWA, CWA	M-NY044
Michigan	SDWA	9937
Minnesota	SDWA,CWA, RCRA	036-999-337
New Hampshire*	NELAP SDWA, CWA	233701
New Jersey*	NELAP,SDWA, CWA, RCRA,	NY455
New York*	NELAP, AIR, SDWA, CWA, RCRA,CLP	10026
Oklahoma	CWA, RCRA	9421
Pennsylvania*	NELAP CWA,RCRA	68-00281
Tennessee	SDWA	02970
Texas*	NELAP CWA, RCRA	T104704412-08-TX
USDA	FOREIGN SOIL PERMIT	S-41579
USDOE	Department of Energy	DOECAP-STB
Virginia	SDWA	278
Washington*	NELAP CWA,RCRA	C1677
Wisconsin	CWA, RCRA	998310390
West Virginia	CWA,RCRA	252

*As required under the indicated accreditation, the test results in this report meet all NELAP requirements for parameters for which accre ditation is required or available. Any exceptions to NELAP requirements are noted in this report.

Benchmark Environmental & Engineering Science
2558 Hamburg Turnpike, Suite 300
Lackawanna, NY 14218

SDG Number: RSJ0652

Project: Benchmark - Globe site
Project Number: TURN

Received: 10/09/09
Reported: 10/28/09 15:41

CASE NARRATIVE

According to 40CFR Part 136.3, pH, Chlorine Residual, Dissolved Oxygen, Sulfite, and Temperature analyses are to be performed immediately after aqueous sample collection. When these parameters are not indicated as field (e.g. field-pH), they were not analyzed immediately, but as soon as possible after laboratory receipt.

For the PCB dual column analysis, a Form 1 will be provided for both columns for the Quality Control samples (Blanks, Laboratory Control Samples, Matrix Spikes and Duplicates). The primary column for this analysis is the A column.

There are pertinent documents appended to this report, 3 pages, are included and are an integral part of this report.

Reproduction of this analytical report is permitted only in its entirety. This report shall not be reproduced except in full without the written approval of the laboratory.

TestAmerica Laboratories, Inc. certifies that the analytical results contained herein apply only to the samples tested as received by our Laboratory.

Benchmark Environmental & Engineering Science
2558 Hamburg Turnpike, Suite 300
Lackawanna, NY 14218

SDG Number: RSJ0652

Project: Benchmark - Globe site
Project Number: TURN

Received: 10/09/09
Reported: 10/28/09 15:41

The requested project specific reporting limits listed below were less than lab standard quantitation limits but greater than or equal to the lab MDL. It must be noted that results reported below lab standard quantitation limits (PQL) may result in false positive/false negative values and less accurate quantitation. Routine laboratory procedures do not indicate corrective action for detections below the laboratory's PQL.

SpecificMethod	Analyte	Units	Client RL	Lab PQL
8270C	4-Methylphenol	ug/kg dry	170	330

Benchmark Environmental & Engineering Science
2558 Hamburg Turnpike, Suite 300
Lackawanna, NY 14218

SDG Number: RSJ0652

Project: Benchmark - Globe site
Project Number: TURN

Received: 10/09/09
Reported: 10/28/09 15:41

DATA QUALIFIERS AND DEFINITIONS

B	Analyte was detected in the associated Method Blank.
D02	Dilution required due to sample matrix effects
D08	Dilution required due to high concentration of target analyte(s)
D10	Dilution required due to sample color
D12	Dilution required due to sample viscosity
J	Analyte detected at a level less than the Reporting Limit (RL) and greater than or equal to the Method Detection Limit (MDL). Concentrations within this range are estimated.
L	Laboratory Control Sample and/or Laboratory Control Sample Duplicate recovery was above the acceptance limits. Analyte not detected, data not impacted.
L1	Laboratory Control Sample and/or Laboratory Control Sample Duplicate recovery was above acceptance limits.
M1	The MS and/or MSD were outside the acceptance limits due to sample matrix interference. See Blank Spike (LCS).
M7	The MS and/or MSD were above the acceptance limits. See Blank Spike (LCS).
M8	The MS and/or MSD were below the acceptance limits. See Blank Spike (LCS).
MHA	Due to high levels of analyte in the sample, the MS/MSD calculation does not provide useful spike recovery information. See Blank Spike (LCS).
R2	The RPD exceeded the acceptance limit.
R3	The RPD exceeded the acceptance limit due to sample matrix effects.
Z6	Surrogate recovery was below acceptance limits.
NR	Any inclusion of NR indicates that the project specific requirements do not require reporting estimated values below the laboratory reporting limit.

ADDITIONAL COMMENTS

Results are reported on a wet weight basis unless otherwise noted.

Benchmark Environmental & Engineering Science
2558 Hamburg Turnpike, Suite 300
Lackawanna, NY 14218

SDG Number: RSJ0652

Project: Benchmark - Globe site
Project Number: TURN

Received: 10/09/09
Reported: 10/28/09 15:41

Executive Summary - Detections

Analyte	Sample Result	Data Qualifiers	RL	MDL	Units	Dil Fac	Date Analyzed	Lab Tech	Batch	Method
Client ID: BLIND DUP-4 (RSJ0652-06 - Solid)					**Sampled: 10/07/09 12:30**		**Recvd: 10/09/09 11:30**			
Semivolatile Organics by GC/MS										
2-Methylnaphthalene	**390**	D12,J	3900	47	ug/kg dry	20.0	10/15/09 14:10	MKP	9J12076	8270C
Benzo(a)anthracene	**390**	D12,J	3900	66	ug/kg dry	20.0	10/15/09 14:10	MKP	9J12076	8270C
Benzo(b)fluoranthene	**530**	D12,J	3900	75	ug/kg dry	20.0	10/15/09 14:10	MKP	9J12076	8270C
Benzo(ghi)perylene	**230**	D12,J	3900	46	ug/kg dry	20.0	10/15/09 14:10	MKP	9J12076	8270C
Benzo(k)fluoranthene	**240**	D12,J	3900	42	ug/kg dry	20.0	10/15/09 14:10	MKP	9J12076	8270C
Chrysene	**510**	D12,J	3900	38	ug/kg dry	20.0	10/15/09 14:10	MKP	9J12076	8270C
Fluoranthene	**580**	D12,J	3900	56	ug/kg dry	20.0	10/15/09 14:10	MKP	9J12076	8270C
Phenanthrene	**430**	D12,J	3900	81	ug/kg dry	20.0	10/15/09 14:10	MKP	9J12076	8270C
Pyrene	**470**	D12,J	3900	25	ug/kg dry	20.0	10/15/09 14:10	MKP	9J12076	8270C
Total Metals by SW 846 Series Methods										
Arsenic	**4.6**		2.4	NR	mg/kg dry	1.00	10/14/09 07:17	LMH	9J12050	6010B
Barium	**40.6**		0.596	NR	mg/kg dry	1.00	10/14/09 07:17	LMH	9J12050	6010B
Cadmium	**1.07**		0.238	NR	mg/kg dry	1.00	10/14/09 07:17	LMH	9J12050	6010B
Calcium	**46400**		59.6	NR	mg/kg dry	1.00	10/14/09 07:17	LMH	9J12050	6010B
Chromium	**130**		0.596	NR	mg/kg dry	1.00	10/14/09 07:17	LMH	9J12050	6010B
Cobalt	**5.37**		0.596	NR	mg/kg dry	1.00	10/14/09 07:17	LMH	9J12050	6010B
Copper	**56.6**		1.2	NR	mg/kg dry	1.00	10/14/09 07:17	LMH	9J12050	6010B
Iron	**14300**		11.9	NR	mg/kg dry	1.00	10/14/09 07:17	LMH	9J12050	6010B
Lead	**87.2**		1.2	NR	mg/kg dry	1.00	10/14/09 07:17	LMH	9J12050	6010B
Manganese	**434**		0.2	NR	mg/kg dry	1.00	10/14/09 07:17	LMH	9J12050	6010B
Nickel	**76.8**		5.96	NR	mg/kg dry	1.00	10/14/09 07:17	LMH	9J12050	6010B
Vanadium	**14.4**		0.596	NR	mg/kg dry	1.00	10/14/09 07:17	LMH	9J12050	6010B
Zinc	**623**		2.4	NR	mg/kg dry	1.00	10/14/09 07:17	LMH	9J12050	6010B
Mercury	**0.0217**		0.0215	NR	mg/kg dry	1.00	10/14/09 19:57	MXM	9J13027	7471A
General Chemistry Parameters										
Percent Solids	**85**		0.010	NR	%	1.00	10/12/09 16:44	JR	9J12049	Dry Weight
Client ID: BLIND DUP-4 (RSJ0652-06RE1 - Solid)					**Sampled: 10/07/09 12:30**		**Recvd: 10/09/09 11:30**			
Total Metals by SW 846 Series Methods										
Aluminum	**2790**		12.3	NR	mg/kg dry	1.00	10/16/09 05:54	DAN	9J15016	6010B
Magnesium	**26000**		24.6	NR	mg/kg dry	1.00	10/16/09 05:54	DAN	9J15016	6010B
Potassium	**620**		36.9	NR	mg/kg dry	1.00	10/16/09 05:54	DAN	9J15016	6010B
Client ID: BLIND-5 (RSJ0655-08 - Solid)					**Sampled: 10/08/09 08:00**		**Recvd: 10/09/09 11:40**			
Total Metals by SW 846 Series Methods										
Aluminum	**21000**		13.4	NR	mg/kg dry	1.00	10/15/09 13:34	DAN	9J12051	6010B
Arsenic	**6.3**		2.7	NR	mg/kg dry	1.00	10/15/09 13:34	DAN	9J12051	6010B
Barium	**172**		0.669	NR	mg/kg dry	1.00	10/15/09 13:34	DAN	9J12051	6010B
Beryllium	**0.637**		0.268	NR	mg/kg dry	1.00	10/15/09 13:34	DAN	9J12051	6010B
Cadmium	**0.405**		0.268	NR	mg/kg dry	1.00	10/15/09 13:34	DAN	9J12051	6010B
Calcium	**14800**		66.9	NR	mg/kg dry	1.00	10/15/09 13:34	DAN	9J12051	6010B
Chromium	**583**		0.669	NR	mg/kg dry	1.00	10/15/09 13:34	DAN	9J12051	6010B
Cobalt	**17.8**		0.669	NR	mg/kg dry	1.00	10/15/09 13:34	DAN	9J12051	6010B

Benchmark Environmental & Engineering Science
2558 Hamburg Turnpike, Suite 300
Lackawanna, NY 14218

SDG Number: RSJ0652

Project: Benchmark - Globe site
Project Number: TURN

Received: 10/09/09
Reported: 10/28/09 15:41

Executive Summary - Detections

Analyte	Sample Result	Data Qualifiers	RL	MDL	Units	Dil Fac	Date Analyzed	Lab Tech	Batch	Method
Client ID: BLIND-5 (RSJ0655-08 - Solid) - cont.					**Sampled: 10/08/09 08:00**		**Recvd: 10/09/09 11:40**			
Total Metals by SW 846 Series Methods - cont.										
Copper	**141**		1.3	NR	mg/kg dry	1.00	10/15/09 13:34	DAN	9J12051	6010B
Iron	**15400**		13.4	NR	mg/kg dry	1.00	10/15/09 13:34	DAN	9J12051	6010B
Lead	**40.1**		1.3	NR	mg/kg dry	1.00	10/15/09 13:34	DAN	9J12051	6010B
Magnesium	**48300**		26.8	NR	mg/kg dry	1.00	10/15/09 13:34	DAN	9J12051	6010B
Manganese	**2630**		0.3	NR	mg/kg dry	1.00	10/15/09 13:34	DAN	9J12051	6010B
Nickel	**679**		6.69	NR	mg/kg dry	1.00	10/15/09 13:34	DAN	9J12051	6010B
Potassium	**841**		40.1	NR	mg/kg dry	1.00	10/15/09 13:34	DAN	9J12051	6010B
Sodium	**215**		187	NR	mg/kg dry	1.00	10/15/09 13:34	DAN	9J12051	6010B
Vanadium	**25.1**		0.669	NR	mg/kg dry	1.00	10/15/09 13:34	DAN	9J12051	6010B
Zinc	**174**		2.7	NR	mg/kg dry	1.00	10/15/09 13:34	DAN	9J12051	6010B
General Chemistry Parameters										
Percent Solids	**74**		0.010	NR	%	1.00	10/12/09 17:08	JR	9J12049	Dry Weight
Client ID: BLIND-5 (RSJ0655-08RE1 - Solid)					**Sampled: 10/08/09 08:00**		**Recvd: 10/09/09 11:40**			
Semivolatile Organics by GC/MS										
Anthracene	**220**	D10,J	1100	28	ug/kg dry	5.00	10/22/09 20:53	MKP	9J21042	8270C
Benzo(a)anthracene	**250**	D10,J	1100	19	ug/kg dry	5.00	10/22/09 20:53	MKP	9J21042	8270C
Benzo(a)pyrene	**320**	D10,J	1100	27	ug/kg dry	5.00	10/22/09 20:53	MKP	9J21042	8270C
Benzo(b)fluoranthene	**380**	D10,J	1100	22	ug/kg dry	5.00	10/22/09 20:53	MKP	9J21042	8270C
Benzo(ghi)perylene	**210**	D10,J	1100	13	ug/kg dry	5.00	10/22/09 20:53	MKP	9J21042	8270C
Benzo(k)fluoranthene	**120**	D10,J	1100	12	ug/kg dry	5.00	10/22/09 20:53	MKP	9J21042	8270C
Chrysene	**290**	D10,J	1100	11	ug/kg dry	5.00	10/22/09 20:53	MKP	9J21042	8270C
Fluoranthene	**420**	D10,J	1100	16	ug/kg dry	5.00	10/22/09 20:53	MKP	9J21042	8270C
Indeno(1,2,3-cd)pyrene	**180**	D10,J	1100	31	ug/kg dry	5.00	10/22/09 20:53	MKP	9J21042	8270C
Phenanthrene	**230**	D10,J	1100	23	ug/kg dry	5.00	10/22/09 20:53	MKP	9J21042	8270C
Pyrene	**350**	D10,J	1100	7.2	ug/kg dry	5.00	10/22/09 20:53	MKP	9J21042	8270C
Client ID: SS-15 (RSJ0652-01 - Solid)					**Sampled: 10/07/09 13:35**		**Recvd: 10/09/09 11:30**			
Semivolatile Organics by GC/MS										
2-Methylnaphthalene	**780**	D10,J	9700	120	ug/kg dry	40.0	10/14/09 15:41	JLG	9J12076	8270C
Acenaphthene	**660**	D10,J	9700	110	ug/kg dry	40.0	10/14/09 15:41	JLG	9J12076	8270C
Benzo(a)anthracene	**1500**	D10,J	9700	170	ug/kg dry	40.0	10/14/09 15:41	JLG	9J12076	8270C
Benzo(b)fluoranthene	**1800**	D10,J	9700	190	ug/kg dry	40.0	10/14/09 15:41	JLG	9J12076	8270C
Benzo(k)fluoranthene	**630**	D10,J	9700	110	ug/kg dry	40.0	10/14/09 15:41	JLG	9J12076	8270C
Chrysene	**2000**	D10,J	9700	96	ug/kg dry	40.0	10/14/09 15:41	JLG	9J12076	8270C
Dibenzofuran	**720**	D10,J	9700	100	ug/kg dry	40.0	10/14/09 15:41	JLG	9J12076	8270C
Fluoranthene	**3800**	D10,J	9700	140	ug/kg dry	40.0	10/14/09 15:41	JLG	9J12076	8270C
Phenanthrene	**3500**	D10,J	9700	200	ug/kg dry	40.0	10/14/09 15:41	JLG	9J12076	8270C
Pyrene	**2600**	D10,J	9700	62	ug/kg dry	40.0	10/14/09 15:41	JLG	9J12076	8270C
Polychlorinated Biphenyls by EPA Method 8082										
Aroclor 1248	**120**		23	4.6	ug/kg dry	1.00	10/13/09 08:14	JxM	9J10009	8082
Total Metals by SW 846 Series Methods										
Arsenic	**7.1**		2.9	NR	mg/kg dry	1.00	10/14/09 06:43	LMH	9J12050	6010B
Barium	**65.9**		0.725	NR	mg/kg dry	1.00	10/14/09 06:43	LMH	9J12050	6010B

Benchmark Environmental & Engineering Science
2558 Hamburg Turnpike, Suite 300
Lackawanna, NY 14218

SDG Number: RSJ0652

Project: Benchmark - Globe site
Project Number: TURN

Received: 10/09/09
Reported: 10/28/09 15:41

Executive Summary - Detections

Analyte	Sample Result	Data Qualifiers	RL	MDL	Units	Dil Fac	Date Analyzed	Lab Tech	Batch	Method
Client ID: SS-15 (RSJ0652-01 - Solid) - cont.					**Sampled: 10/07/09 13:35**		**Recvd: 10/09/09 11:30**			
Total Metals by SW 846 Series Methods - cont.										
Cadmium	**4.95**		0.290	NR	mg/kg dry	1.00	10/14/09 06:43	LMH	9J12050	6010B
Calcium	**58300**		72.5	NR	mg/kg dry	1.00	10/14/09 06:43	LMH	9J12050	6010B
Chromium	**237**		0.725	NR	mg/kg dry	1.00	10/14/09 06:43	LMH	9J12050	6010B
Cobalt	**5.95**		0.725	NR	mg/kg dry	1.00	10/14/09 06:43	LMH	9J12050	6010B
Copper	**140**		1.5	NR	mg/kg dry	1.00	10/14/09 06:43	LMH	9J12050	6010B
Iron	**41100**		14.5	NR	mg/kg dry	1.00	10/14/09 06:43	LMH	9J12050	6010B
Lead	**75.7**		1.5	NR	mg/kg dry	1.00	10/14/09 06:43	LMH	9J12050	6010B
Manganese	**966**		0.3	NR	mg/kg dry	1.00	10/14/09 06:43	LMH	9J12050	6010B
Nickel	**171**		7.25	NR	mg/kg dry	1.00	10/14/09 06:43	LMH	9J12050	6010B
Sodium	**265**		203	NR	mg/kg dry	1.00	10/14/09 06:43	LMH	9J12050	6010B
Vanadium	**7.54**		0.725	NR	mg/kg dry	1.00	10/14/09 06:43	LMH	9J12050	6010B
Zinc	**3500**	D08	14.5	NR	mg/kg dry	5.00	10/14/09 16:41	LMH	9J12050	6010B
Mercury	**0.0399**		0.0279	NR	mg/kg dry	1.00	10/14/09 19:47	MXM	9J13027	7471A
General Chemistry Parameters										
Percent Solids	**70**		0.010	NR	%	1.00	10/12/09 16:38	JR	9J12049	Dry Weight
Client ID: SS-15 (RSJ0652-01RE1 - Solid)					**Sampled: 10/07/09 13:35**		**Recvd: 10/09/09 11:30**			
Total Metals by SW 846 Series Methods										
Aluminum	**2290**		13.9	NR	mg/kg dry	1.00	10/16/09 05:06	DAN	9J15016	6010B
Magnesium	**36300**		27.8	NR	mg/kg dry	1.00	10/16/09 05:06	DAN	9J15016	6010B
Potassium	**670**		41.7	NR	mg/kg dry	1.00	10/16/09 05:06	DAN	9J15016	6010B
Client ID: SS-16 (RSJ0652-02 - Solid)					**Sampled: 10/07/09 13:43**		**Recvd: 10/09/09 11:30**			
Semivolatile Organics by GC/MS										
Benzo(a)anthracene	**420**	D10,J	4500	78	ug/kg dry	20.0	10/14/09 16:05	JLG	9J12076	8270C
Benzo(b)fluoranthene	**660**	D10,J	4500	88	ug/kg dry	20.0	10/14/09 16:05	JLG	9J12076	8270C
Chrysene	**440**	D10,J	4500	45	ug/kg dry	20.0	10/14/09 16:05	JLG	9J12076	8270C
Fluoranthene	**590**	D10,J	4500	65	ug/kg dry	20.0	10/14/09 16:05	JLG	9J12076	8270C
Indeno(1,2,3-cd)pyrene	**220**	D10,J	4500	120	ug/kg dry	20.0	10/14/09 16:05	JLG	9J12076	8270C
Pyrene	**500**	D10,J	4500	29	ug/kg dry	20.0	10/14/09 16:05	JLG	9J12076	8270C
Total Metals by SW 846 Series Methods										
Arsenic	**3.2**		2.7	NR	mg/kg dry	1.00	10/14/09 06:47	LMH	9J12050	6010B
Barium	**24.2**		0.672	NR	mg/kg dry	1.00	10/14/09 06:47	LMH	9J12050	6010B
Cadmium	**0.474**		0.269	NR	mg/kg dry	1.00	10/14/09 06:47	LMH	9J12050	6010B
Calcium	**12400**		67.2	NR	mg/kg dry	1.00	10/14/09 06:47	LMH	9J12050	6010B
Chromium	**52.2**		0.672	NR	mg/kg dry	1.00	10/14/09 06:47	LMH	9J12050	6010B
Cobalt	**3.39**		0.672	NR	mg/kg dry	1.00	10/14/09 06:47	LMH	9J12050	6010B
Copper	**91.5**		1.3	NR	mg/kg dry	1.00	10/14/09 06:47	LMH	9J12050	6010B
Iron	**21700**		13.4	NR	mg/kg dry	1.00	10/14/09 06:47	LMH	9J12050	6010B
Lead	**49.9**		1.3	NR	mg/kg dry	1.00	10/14/09 06:47	LMH	9J12050	6010B
Manganese	**498**		0.3	NR	mg/kg dry	1.00	10/14/09 06:47	LMH	9J12050	6010B
Nickel	**54.3**		6.72	NR	mg/kg dry	1.00	10/14/09 06:47	LMH	9J12050	6010B
Vanadium	**3.55**		0.672	NR	mg/kg dry	1.00	10/14/09 06:47	LMH	9J12050	6010B

Benchmark Environmental & Engineering Science
2558 Hamburg Turnpike, Suite 300
Lackawanna, NY 14218

SDG Number: RSJ0652

Project: Benchmark - Globe site
Project Number: TURN

Received: 10/09/09
Reported: 10/28/09 15:41

Executive Summary - Detections

Analyte	Sample Result	Data Qualifiers	RL	MDL	Units	Dil Fac	Date Analyzed	Lab Tech	Batch	Method
Client ID: SS-16 (RSJ0652-02 - Solid) - cont.					**Sampled: 10/07/09 13:43**			**Recvd: 10/09/09 11:30**		
Total Metals by SW 846 Series Methods - cont.										
Zinc	**108**		2.7	NR	mg/kg dry	1.00	10/14/09 06:47	LMH	9J12050	6010B
General Chemistry Parameters										
Percent Solids	**74**		0.010	NR	%	1.00	10/12/09 16:40	JR	9J12049	Dry Weight
Client ID: SS-16 (RSJ0652-02RE1 - Solid)					**Sampled: 10/07/09 13:43**			**Recvd: 10/09/09 11:30**		
Total Metals by SW 846 Series Methods										
Aluminum	**1460**		13.9	NR	mg/kg dry	1.00	10/16/09 05:24	DAN	9J15016	6010B
Magnesium	**20200**		27.7	NR	mg/kg dry	1.00	10/16/09 05:24	DAN	9J15016	6010B
Potassium	**175**		41.6	NR	mg/kg dry	1.00	10/16/09 05:24	DAN	9J15016	6010B
Client ID: SS-17 (RSJ0652-05 - Solid)					**Sampled: 10/07/09 13:55**			**Recvd: 10/09/09 11:30**		
Total Metals by SW 846 Series Methods										
Arsenic	**3.9**		2.3	NR	mg/kg dry	1.00	10/14/09 07:12	LMH	9J12050	6010B
Barium	**123**		0.584	NR	mg/kg dry	1.00	10/14/09 07:12	LMH	9J12050	6010B
Cadmium	**1.22**		0.234	NR	mg/kg dry	1.00	10/14/09 07:12	LMH	9J12050	6010B
Calcium	**71100**	D08	292	NR	mg/kg dry	5.00	10/14/09 16:46	LMH	9J12050	6010B
Chromium	**107**		0.584	NR	mg/kg dry	1.00	10/14/09 07:12	LMH	9J12050	6010B
Cobalt	**4.96**		0.584	NR	mg/kg dry	1.00	10/14/09 07:12	LMH	9J12050	6010B
Copper	**33.0**		1.2	NR	mg/kg dry	1.00	10/14/09 07:12	LMH	9J12050	6010B
Iron	**13800**		11.7	NR	mg/kg dry	1.00	10/14/09 07:12	LMH	9J12050	6010B
Lead	**126**		1.2	NR	mg/kg dry	1.00	10/14/09 07:12	LMH	9J12050	6010B
Manganese	**965**		0.2	NR	mg/kg dry	1.00	10/14/09 07:12	LMH	9J12050	6010B
Nickel	**57.3**		5.84	NR	mg/kg dry	1.00	10/14/09 07:12	LMH	9J12050	6010B
Vanadium	**11.5**		0.584	NR	mg/kg dry	1.00	10/14/09 07:12	LMH	9J12050	6010B
Zinc	**538**		2.3	NR	mg/kg dry	1.00	10/14/09 07:12	LMH	9J12050	6010B
General Chemistry Parameters										
Percent Solids	**85**		0.010	NR	%	1.00	10/12/09 16:42	JR	9J12049	Dry Weight
Client ID: SS-17 (RSJ0652-05RE1 - Solid)					**Sampled: 10/07/09 13:55**			**Recvd: 10/09/09 11:30**		
Total Metals by SW 846 Series Methods										
Aluminum	**1600**		12.3	NR	mg/kg dry	1.00	10/16/09 05:49	DAN	9J15016	6010B
Magnesium	**24900**		24.5	NR	mg/kg dry	1.00	10/16/09 05:49	DAN	9J15016	6010B
Potassium	**477**		36.8	NR	mg/kg dry	1.00	10/16/09 05:49	DAN	9J15016	6010B
Client ID: SS-18 (RSJ0652-07 - Solid)					**Sampled: 10/07/09 14:10**			**Recvd: 10/09/09 11:30**		
Semivolatile Organics by GC/MS										
Benzo(a)anthracene	**160**	D10,J	880	15	ug/kg dry	5.00	10/14/09 17:18	JLG	9J12076	8270C
Benzo(a)pyrene	**190**	D10,J	880	21	ug/kg dry	5.00	10/14/09 17:18	JLG	9J12076	8270C
Benzo(b)fluoranthene	**270**	D10,J	880	17	ug/kg dry	5.00	10/14/09 17:18	JLG	9J12076	8270C
Benzo(ghi)perylene	**150**	D10,J	880	10	ug/kg dry	5.00	10/14/09 17:18	JLG	9J12076	8270C
Benzo(k)fluoranthene	**96**	D10,J	880	9.6	ug/kg dry	5.00	10/14/09 17:18	JLG	9J12076	8270C
Chrysene	**170**	D10,J	880	8.7	ug/kg dry	5.00	10/14/09 17:18	JLG	9J12076	8270C
Fluoranthene	**210**	D10,J	880	13	ug/kg dry	5.00	10/14/09 17:18	JLG	9J12076	8270C

Benchmark Environmental & Engineering Science
2558 Hamburg Turnpike, Suite 300
Lackawanna, NY 14218

SDG Number: RSJ0652

Project: Benchmark - Globe site
Project Number: TURN

Received: 10/09/09
Reported: 10/28/09 15:41

Executive Summary - Detections

Analyte	Sample Result	Data Qualifiers	RL	MDL	Units	Dil Fac	Date Analyzed	Lab Tech	Batch	Method
Client ID: SS-18 (RSJ0652-07 - Solid) - cont.						**Sampled: 10/07/09 14:10**		**Recvd: 10/09/09 11:30**		
Semivolatile Organics by GC/MS - cont.										
Indeno(1,2,3-cd)pyrene	**120**	D10,J	880	24	ug/kg dry	5.00	10/14/09 17:18	JLG	9J12076	8270C
Phenanthrene	**110**	D10,J	880	18	ug/kg dry	5.00	10/14/09 17:18	JLG	9J12076	8270C
Pyrene	**180**	D10,J	880	5.6	ug/kg dry	5.00	10/14/09 17:18	JLG	9J12076	8270C
Total Metals by SW 846 Series Methods										
Barium	**34.2**		0.569	NR	mg/kg dry	1.00	10/14/09 07:22	LMH	9J12050	6010B
Beryllium	**0.540**		0.228	NR	mg/kg dry	1.00	10/14/09 07:22	LMH	9J12050	6010B
Cadmium	**0.347**		0.228	NR	mg/kg dry	1.00	10/14/09 07:22	LMH	9J12050	6010B
Calcium	**4320**		56.9	NR	mg/kg dry	1.00	10/14/09 07:22	LMH	9J12050	6010B
Chromium	**13.9**		0.569	NR	mg/kg dry	1.00	10/14/09 07:22	LMH	9J12050	6010B
Cobalt	**1.09**		0.569	NR	mg/kg dry	1.00	10/14/09 07:22	LMH	9J12050	6010B
Copper	**9.9**		1.1	NR	mg/kg dry	1.00	10/14/09 07:22	LMH	9J12050	6010B
Iron	**1780**		11.4	NR	mg/kg dry	1.00	10/14/09 07:22	LMH	9J12050	6010B
Lead	**6.2**		1.1	NR	mg/kg dry	1.00	10/14/09 07:22	LMH	9J12050	6010B
Manganese	**44.7**		0.2	NR	mg/kg dry	1.00	10/14/09 07:22	LMH	9J12050	6010B
Nickel	**15.8**		5.69	NR	mg/kg dry	1.00	10/14/09 07:22	LMH	9J12050	6010B
Silver	**0.990**		0.569	NR	mg/kg dry	1.00	10/14/09 07:22	LMH	9J12050	6010B
Vanadium	**1.69**		0.569	NR	mg/kg dry	1.00	10/14/09 07:22	LMH	9J12050	6010B
Zinc	**175**		2.3	NR	mg/kg dry	1.00	10/14/09 07:22	LMH	9J12050	6010B
General Chemistry Parameters										
Percent Solids	**94**		0.010	NR	%	1.00	10/12/09 16:46	JR	9J12049	Dry Weight
Client ID: SS-18 (RSJ0652-07RE1 - Solid)						**Sampled: 10/07/09 14:10**		**Recvd: 10/09/09 11:30**		
Total Metals by SW 846 Series Methods										
Aluminum	**2150**		10.6	NR	mg/kg dry	1.00	10/16/09 05:59	DAN	9J15016	6010B
Magnesium	**785**		21.2	NR	mg/kg dry	1.00	10/16/09 05:59	DAN	9J15016	6010B
Potassium	**64.1**		31.7	NR	mg/kg dry	1.00	10/16/09 05:59	DAN	9J15016	6010B
Client ID: SS-19 (RSJ0652-08 - Solid)						**Sampled: 10/07/09 14:15**		**Recvd: 10/09/09 11:30**		
Semivolatile Organics by GC/MS										
2-Methylnaphthalene	**73**	J	340	4.1	ug/kg dry	1.00	10/14/09 17:42	JLG	9J12076	8270C
Phenanthrene	**40**	J	340	7.1	ug/kg dry	1.00	10/14/09 17:42	JLG	9J12076	8270C
Total Metals by SW 846 Series Methods										
Barium	**17.2**		1.07	NR	mg/kg dry	1.00	10/14/09 07:27	LMH	9J12050	6010B
Calcium	**3570**		107	NR	mg/kg dry	1.00	10/14/09 07:27	LMH	9J12050	6010B
Chromium	**17.6**		1.07	NR	mg/kg dry	1.00	10/14/09 07:27	LMH	9J12050	6010B
Copper	**9.7**		2.1	NR	mg/kg dry	1.00	10/14/09 07:27	LMH	9J12050	6010B
Iron	**1740**		21.3	NR	mg/kg dry	1.00	10/14/09 07:27	LMH	9J12050	6010B
Lead	**6.0**		2.1	NR	mg/kg dry	1.00	10/14/09 07:27	LMH	9J12050	6010B
Manganese	**52.6**		0.4	NR	mg/kg dry	1.00	10/14/09 07:27	LMH	9J12050	6010B
Nickel	**11.1**		10.7	NR	mg/kg dry	1.00	10/14/09 07:27	LMH	9J12050	6010B
Vanadium	**1.13**		1.07	NR	mg/kg dry	1.00	10/14/09 07:27	LMH	9J12050	6010B
Zinc	**29.4**		4.3	NR	mg/kg dry	1.00	10/14/09 07:27	LMH	9J12050	6010B

Benchmark Environmental & Engineering Science
2558 Hamburg Turnpike, Suite 300
Lackawanna, NY 14218

SDG Number: RSJ0652

Project: Benchmark - Globe site
Project Number: TURN

Received: 10/09/09
Reported: 10/28/09 15:41

Executive Summary - Detections

Analyte	Sample Result	Data Qualifiers	RL	MDL	Units	Dil Fac	Date Analyzed	Lab Tech	Batch	Method
Client ID: SS-19 (RSJ0652-08 - Solid) - cont.					**Sampled: 10/07/09 14:15**			**Recvd: 10/09/09 11:30**		
General Chemistry Parameters										
Percent Solids	**49**		0.010	NR	%	1.00	10/12/09 16:48	JR	9J12049	Dry Weight
Client ID: SS-19 (RSJ0652-08RE1 - Solid)					**Sampled: 10/07/09 14:15**			**Recvd: 10/09/09 11:30**		
Total Metals by SW 846 Series Methods										
Aluminum	**243**		20.2	NR	mg/kg dry	1.00	10/16/09 06:04	DAN	9J15016	6010B
Magnesium	**342**		40.5	NR	mg/kg dry	1.00	10/16/09 06:04	DAN	9J15016	6010B
Potassium	**123**		60.7	NR	mg/kg dry	1.00	10/16/09 06:04	DAN	9J15016	6010B
Client ID: SS-20 (RSJ0652-09 - Solid)					**Sampled: 10/07/09 14:24**			**Recvd: 10/09/09 11:30**		
Semivolatile Organics by GC/MS										
Benzo(a)anthracene	**280**	D10,J	3400	58	ug/kg dry	10.0	10/15/09 14:34	MKP	9J12076	8270C
Chrysene	**240**	D10,J	3400	33	ug/kg dry	10.0	10/15/09 14:34	MKP	9J12076	8270C
Fluoranthene	**500**	D10,J	3400	48	ug/kg dry	10.0	10/15/09 14:34	MKP	9J12076	8270C
Pyrene	**390**	D10,J	3400	22	ug/kg dry	10.0	10/15/09 14:34	MKP	9J12076	8270C
Polychlorinated Biphenyls by EPA Method 8082										
Aroclor 1254	**13**	J	33	6.9	ug/kg dry	1.00	10/13/09 10:13	JxM	9J10009	8082
Total Metals by SW 846 Series Methods										
Antimony	**30.8**		30.5	NR	mg/kg dry	1.00	10/14/09 07:45	LMH	9J12050	6010B
Barium	**42.4**		1.02	NR	mg/kg dry	1.00	10/14/09 07:45	LMH	9J12050	6010B
Cadmium	**0.975**		0.406	NR	mg/kg dry	1.00	10/14/09 07:45	LMH	9J12050	6010B
Calcium	**12700**		102	NR	mg/kg dry	1.00	10/14/09 07:45	LMH	9J12050	6010B
Chromium	**1390**		1.02	NR	mg/kg dry	1.00	10/14/09 07:45	LMH	9J12050	6010B
Cobalt	**226**		1.02	NR	mg/kg dry	1.00	10/14/09 07:45	LMH	9J12050	6010B
Copper	**110**		2.0	NR	mg/kg dry	1.00	10/14/09 07:45	LMH	9J12050	6010B
Iron	**24700**		20.3	NR	mg/kg dry	1.00	10/14/09 07:45	LMH	9J12050	6010B
Lead	**32.5**		2.0	NR	mg/kg dry	1.00	10/14/09 07:45	LMH	9J12050	6010B
Manganese	**626**		0.4	NR	mg/kg dry	1.00	10/14/09 07:45	LMH	9J12050	6010B
Nickel	**2440**		10.2	NR	mg/kg dry	1.00	10/14/09 07:45	LMH	9J12050	6010B
Vanadium	**28.4**		1.02	NR	mg/kg dry	1.00	10/14/09 07:45	LMH	9J12050	6010B
Zinc	**118**		4.1	NR	mg/kg dry	1.00	10/14/09 07:45	LMH	9J12050	6010B
General Chemistry Parameters										
Percent Solids	**50**		0.010	NR	%	1.00	10/12/09 16:50	JR	9J12049	Dry Weight
Client ID: SS-20 (RSJ0652-09RE1 - Solid)					**Sampled: 10/07/09 14:24**			**Recvd: 10/09/09 11:30**		
Total Metals by SW 846 Series Methods										
Aluminum	**869**		22.0	NR	mg/kg dry	1.00	10/16/09 06:09	DAN	9J15016	6010B
Magnesium	**6140**		43.9	NR	mg/kg dry	1.00	10/16/09 06:09	DAN	9J15016	6010B
Potassium	**629**		65.9	NR	mg/kg dry	1.00	10/16/09 06:09	DAN	9J15016	6010B
Client ID: SS-21 (RSJ0652-10 - Solid)					**Sampled: 10/07/09 14:38**			**Recvd: 10/09/09 11:30**		
Polychlorinated Biphenyls by EPA Method 8082										
Aroclor 1254	**25**		19	4.0	ug/kg dry	1.00	10/13/09 10:27	JxM	9J10009	8082

Benchmark Environmental & Engineering Science
2558 Hamburg Turnpike, Suite 300
Lackawanna, NY 14218

SDG Number: RSJ0652

Project: Benchmark - Globe site
Project Number: TURN

Received: 10/09/09
Reported: 10/28/09 15:41

Executive Summary - Detections

Analyte	Sample Result	Data Qualifiers	RL	MDL	Units	Dil Fac	Date Analyzed	Lab Tech	Batch	Method
Client ID: SS-21 (RSJ0652-10 - Solid) - cont.						**Sampled: 10/07/09 14:38**		**Recvd: 10/09/09 11:30**		
Total Metals by SW 846 Series Methods										
Arsenic	**8.2**		2.4	NR	mg/kg dry	1.00	10/14/09 07:50	LMH	9J12050	6010B
Barium	**83.2**		0.603	NR	mg/kg dry	1.00	10/14/09 07:50	LMH	9J12050	6010B
Beryllium	**0.322**		0.241	NR	mg/kg dry	1.00	10/14/09 07:50	LMH	9J12050	6010B
Cadmium	**1.06**		0.241	NR	mg/kg dry	1.00	10/14/09 07:50	LMH	9J12050	6010B
Calcium	**87000**	D08	301	NR	mg/kg dry	5.00	10/14/09 16:51	LMH	9J12050	6010B
Chromium	**190**		0.603	NR	mg/kg dry	1.00	10/14/09 07:50	LMH	9J12050	6010B
Cobalt	**7.29**		0.603	NR	mg/kg dry	1.00	10/14/09 07:50	LMH	9J12050	6010B
Copper	**130**		1.2	NR	mg/kg dry	1.00	10/14/09 07:50	LMH	9J12050	6010B
Iron	**27400**		12.1	NR	mg/kg dry	1.00	10/14/09 07:50	LMH	9J12050	6010B
Lead	**197**		1.2	NR	mg/kg dry	1.00	10/14/09 07:50	LMH	9J12050	6010B
Manganese	**1040**		0.2	NR	mg/kg dry	1.00	10/14/09 07:50	LMH	9J12050	6010B
Nickel	**133**		6.03	NR	mg/kg dry	1.00	10/14/09 07:50	LMH	9J12050	6010B
Vanadium	**7.86**		0.603	NR	mg/kg dry	1.00	10/14/09 07:50	LMH	9J12050	6010B
Zinc	**594**		2.4	NR	mg/kg dry	1.00	10/14/09 07:50	LMH	9J12050	6010B
Mercury	**0.117**		0.0223	NR	mg/kg dry	1.00	10/14/09 20:08	MXM	9J13027	7471A
General Chemistry Parameters										
Percent Solids	**86**		0.010	NR	%	1.00	10/12/09 16:52	JR	9J12049	Dry Weight
Client ID: SS-21 (RSJ0652-10RE1 - Solid)						**Sampled: 10/07/09 14:38**		**Recvd: 10/09/09 11:30**		
Total Metals by SW 846 Series Methods										
Aluminum	**1630**		11.5	NR	mg/kg dry	1.00	10/16/09 06:27	DAN	9J15016	6010B
Magnesium	**14600**		22.9	NR	mg/kg dry	1.00	10/16/09 06:27	DAN	9J15016	6010B
Potassium	**294**		34.4	NR	mg/kg dry	1.00	10/16/09 06:27	DAN	9J15016	6010B
Client ID: SS-22 (RSJ0652-11 - Solid)						**Sampled: 10/07/09 14:50**		**Recvd: 10/09/09 11:30**		
Semivolatile Organics by GC/MS										
2-Methylnaphthalene	**180**	D12,J	3800	46	ug/kg dry	20.0	10/15/09 15:22	MKP	9J12076	8270C
Benzo(a)anthracene	**310**	D12,J	3800	65	ug/kg dry	20.0	10/15/09 15:22	MKP	9J12076	8270C
Benzo(b)fluoranthene	**400**	D12,J	3800	73	ug/kg dry	20.0	10/15/09 15:22	MKP	9J12076	8270C
Benzo(ghi)perylene	**280**	D12,J	3800	45	ug/kg dry	20.0	10/15/09 15:22	MKP	9J12076	8270C
Chrysene	**280**	D12,J	3800	38	ug/kg dry	20.0	10/15/09 15:22	MKP	9J12076	8270C
Fluoranthene	**370**	D12,J	3800	55	ug/kg dry	20.0	10/15/09 15:22	MKP	9J12076	8270C
Pyrene	**310**	D12,J	3800	24	ug/kg dry	20.0	10/15/09 15:22	MKP	9J12076	8270C
Polychlorinated Biphenyls by EPA Method 8082										
Aroclor 1254	**83**		19	3.9	ug/kg dry	1.00	10/13/09 10:42	JxM	9J10009	8082
Total Metals by SW 846 Series Methods										
Arsenic	**8.5**		2.3	NR	mg/kg dry	1.00	10/14/09 07:57	LMH	9J12050	6010B
Barium	**120**		0.584	NR	mg/kg dry	1.00	10/14/09 07:57	LMH	9J12050	6010B
Beryllium	**1.18**		0.234	NR	mg/kg dry	1.00	10/14/09 07:57	LMH	9J12050	6010B
Cadmium	**1.24**		0.234	NR	mg/kg dry	1.00	10/14/09 07:57	LMH	9J12050	6010B
Calcium	**87300**	D08	292	NR	mg/kg dry	5.00	10/14/09 17:09	LMH	9J12050	6010B
Chromium	**234**		0.584	NR	mg/kg dry	1.00	10/14/09 07:57	LMH	9J12050	6010B
Cobalt	**12.4**		0.584	NR	mg/kg dry	1.00	10/14/09 07:57	LMH	9J12050	6010B

Benchmark Environmental & Engineering Science
2558 Hamburg Turnpike, Suite 300
Lackawanna, NY 14218

SDG Number: RSJ0652

Project: Benchmark - Globe site
Project Number: TURN

Received: 10/09/09
Reported: 10/28/09 15:41

Executive Summary - Detections

Analyte	Sample Result	Data Qualifiers	RL	MDL	Units	Dil Fac	Date Analyzed	Lab Tech	Batch	Method
Client ID: SS-22 (RSJ0652-11 - Solid) - cont.					**Sampled: 10/07/09 14:50**			**Recvd: 10/09/09 11:30**		
Total Metals by SW 846 Series Methods - cont.										
Copper	**129**		1.2	NR	mg/kg dry	1.00	10/14/09 07:57	LMH	9J12050	6010B
Iron	**41900**		11.7	NR	mg/kg dry	1.00	10/14/09 07:57	LMH	9J12050	6010B
Lead	**172**		1.2	NR	mg/kg dry	1.00	10/14/09 07:57	LMH	9J12050	6010B
Manganese	**886**		0.2	NR	mg/kg dry	1.00	10/14/09 07:57	LMH	9J12050	6010B
Nickel	**143**		5.84	NR	mg/kg dry	1.00	10/14/09 07:57	LMH	9J12050	6010B
Vanadium	**9.94**		0.584	NR	mg/kg dry	1.00	10/14/09 07:57	LMH	9J12050	6010B
Zinc	**542**		2.3	NR	mg/kg dry	1.00	10/14/09 07:57	LMH	9J12050	6010B
General Chemistry Parameters										
Percent Solids	**89**		0.010	NR	%	1.00	10/12/09 16:54	JR	9J12049	Dry Weight
Client ID: SS-22 (RSJ0652-11RE1 - Solid)					**Sampled: 10/07/09 14:50**			**Recvd: 10/09/09 11:30**		
Total Metals by SW 846 Series Methods										
Aluminum	**1830**		10.2	NR	mg/kg dry	1.00	10/16/09 06:32	DAN	9J15016	6010B
Magnesium	**46000**	D08	102	NR	mg/kg dry	5.00	10/16/09 14:36	AMH	9J15016	6010B
Potassium	**635**		30.7	NR	mg/kg dry	1.00	10/16/09 06:32	DAN	9J15016	6010B
Client ID: TP-10 (RSJ0653-01 - Solid)					**Sampled: 10/08/09 10:11**			**Recvd: 10/09/09 11:40**		
Volatile Organic Compounds by EPA 8260B										
p-Cymene	**1.5**	J	6.6	0.53	ug/kg dry	1.00	10/10/09 17:28	PQ	9J10019	8260B
Acetone	**13**	J	33	1.4	ug/kg dry	1.00	10/10/09 17:28	PQ	9J10019	8260B
Ethylbenzene	**1.9**	J	6.6	0.45	ug/kg dry	1.00	10/10/09 17:28	PQ	9J10019	8260B
Isopropylbenzene	**1.8**	J	6.6	0.99	ug/kg dry	1.00	10/10/09 17:28	PQ	9J10019	8260B
Methylene Chloride	**2.8**	J	6.6	1.3	ug/kg dry	1.00	10/10/09 17:28	PQ	9J10019	8260B
n-Propylbenzene	**1.4**	J	6.6	0.53	ug/kg dry	1.00	10/10/09 17:28	PQ	9J10019	8260B
sec-Butylbenzene	**1.7**	J	6.6	0.57	ug/kg dry	1.00	10/10/09 17:28	PQ	9J10019	8260B
Total Metals by SW 846 Series Methods										
Aluminum	**9910**		14.3	NR	mg/kg dry	1.00	10/13/09 06:18	LMH	9J12021	6010B
Arsenic	**3.0**		2.9	NR	mg/kg dry	1.00	10/13/09 06:18	LMH	9J12021	6010B
Barium	**69.4**		0.717	NR	mg/kg dry	1.00	10/13/09 06:18	LMH	9J12021	6010B
Beryllium	**0.466**		0.287	NR	mg/kg dry	1.00	10/13/09 06:18	LMH	9J12021	6010B
Calcium	**46100**		71.7	NR	mg/kg dry	1.00	10/13/09 06:18	LMH	9J12021	6010B
Chromium	**15.1**		0.717	NR	mg/kg dry	1.00	10/13/09 12:26	LMH	9J12021	6010B
Cobalt	**10.9**		0.717	NR	mg/kg dry	1.00	10/13/09 06:18	LMH	9J12021	6010B
Copper	**13.8**		1.4	NR	mg/kg dry	1.00	10/13/09 06:18	LMH	9J12021	6010B
Iron	**18400**		14.3	NR	mg/kg dry	1.00	10/13/09 06:18	LMH	9J12021	6010B
Lead	**4.5**		1.4	NR	mg/kg dry	1.00	10/13/09 06:18	LMH	9J12021	6010B
Magnesium	**8410**		28.7	NR	mg/kg dry	1.00	10/13/09 06:18	LMH	9J12021	6010B
Manganese	**680**		0.3	NR	mg/kg dry	1.00	10/13/09 06:18	LMH	9J12021	6010B
Nickel	**23.1**		7.17	NR	mg/kg dry	1.00	10/13/09 06:18	LMH	9J12021	6010B
Potassium	**1530**		43.0	NR	mg/kg dry	1.00	10/13/09 06:18	LMH	9J12021	6010B
Vanadium	**19.1**		0.717	NR	mg/kg dry	1.00	10/13/09 06:18	LMH	9J12021	6010B
Zinc	**46.1**		2.9	NR	mg/kg dry	1.00	10/13/09 06:18	LMH	9J12021	6010B
General Chemistry Parameters										

Benchmark Environmental & Engineering Science
2558 Hamburg Turnpike, Suite 300
Lackawanna, NY 14218

SDG Number: RSJ0652

Project: Benchmark - Globe site
Project Number: TURN

Received: 10/09/09
Reported: 10/28/09 15:41

Executive Summary - Detections

Analyte	Sample Result	Data Qualifiers	RL	MDL	Units	Dil Fac	Date Analyzed	Lab Tech	Batch	Method
Client ID: TP-10 (RSJ0653-01 - Solid) - cont.					**Sampled: 10/08/09 10:11**			**Recvd: 10/09/09 11:40**		
Percent Solids	**76**		0.010	NR	%	1.00	10/12/09 16:56	JR	9J12049	Dry Weight
Client ID: TP-11 (0-2) (RSJ0655-01 - Solid)					**Sampled: 10/08/09 11:45**			**Recvd: 10/09/09 11:40**		
Total Metals by SW 846 Series Methods										
Aluminum	**5420**		11.8	NR	mg/kg dry	1.00	10/15/09 12:06	DAN	9J12051	6010B
Arsenic	**9.1**		2.4	NR	mg/kg dry	1.00	10/15/09 12:06	DAN	9J12051	6010B
Barium	**125**		0.591	NR	mg/kg dry	1.00	10/15/09 12:06	DAN	9J12051	6010B
Beryllium	**0.329**		0.236	NR	mg/kg dry	1.00	10/15/09 12:06	DAN	9J12051	6010B
Cadmium	**5.61**		0.236	NR	mg/kg dry	1.00	10/15/09 12:06	DAN	9J12051	6010B
Calcium	**16400**		59.1	NR	mg/kg dry	1.00	10/15/09 12:06	DAN	9J12051	6010B
Chromium	**3790**		0.591	NR	mg/kg dry	1.00	10/15/09 12:06	DAN	9J12051	6010B
Cobalt	**226**		0.591	NR	mg/kg dry	1.00	10/15/09 12:06	DAN	9J12051	6010B
Copper	**309**		1.2	NR	mg/kg dry	1.00	10/15/09 12:06	DAN	9J12051	6010B
Iron	**75000**	D08	59.1	NR	mg/kg dry	5.00	10/15/09 18:20	DAN	9J12051	6010B
Lead	**119**		1.2	NR	mg/kg dry	1.00	10/15/09 12:06	DAN	9J12051	6010B
Magnesium	**7130**		23.6	NR	mg/kg dry	1.00	10/15/09 12:06	DAN	9J12051	6010B
Manganese	**2010**		0.2	NR	mg/kg dry	1.00	10/15/09 12:06	DAN	9J12051	6010B
Nickel	**1890**		5.91	NR	mg/kg dry	1.00	10/15/09 12:06	DAN	9J12051	6010B
Potassium	**590**		35.5	NR	mg/kg dry	1.00	10/15/09 12:06	DAN	9J12051	6010B
Silver	**0.754**		0.591	NR	mg/kg dry	1.00	10/15/09 12:06	DAN	9J12051	6010B
Thallium	**7.3**		7.1	NR	mg/kg dry	1.00	10/15/09 12:06	DAN	9J12051	6010B
Vanadium	**223**		0.591	NR	mg/kg dry	1.00	10/15/09 12:06	DAN	9J12051	6010B
Zinc	**360**		2.4	NR	mg/kg dry	1.00	10/15/09 12:06	DAN	9J12051	6010B
Mercury	**0.169**		0.0212	NR	mg/kg dry	1.00	10/14/09 20:11	MXM	9J13027	7471A
General Chemistry Parameters										
Percent Solids	**88**		0.010	NR	%	1.00	10/12/09 16:58	JR	9J12049	Dry Weight
Client ID: TP-11 (0-2) (RSJ0655-01RE1 - Solid)					**Sampled: 10/08/09 11:45**			**Recvd: 10/09/09 11:40**		
Semivolatile Organics by GC/MS										
2-Methylnaphthalene	**280**	D10,J	1900	23	ug/kg dry	10.0	10/22/09 18:51	MKP	9J21042	8270C
Acenaphthene	**370**	D10,J	1900	22	ug/kg dry	10.0	10/22/09 18:51	MKP	9J21042	8270C
Anthracene	**830**	D10,J	1900	49	ug/kg dry	10.0	10/22/09 18:51	MKP	9J21042	8270C
Benzo(a)anthracene	**2400**	D10	1900	33	ug/kg dry	10.0	10/22/09 18:51	MKP	9J21042	8270C
Benzo(a)pyrene	**2400**	D10	1900	46	ug/kg dry	10.0	10/22/09 18:51	MKP	9J21042	8270C
Benzo(b)fluoranthene	**3000**	D10	1900	37	ug/kg dry	10.0	10/22/09 18:51	MKP	9J21042	8270C
Benzo(ghi)perylene	**1300**	D10,J	1900	23	ug/kg dry	10.0	10/22/09 18:51	MKP	9J21042	8270C
Benzo(k)fluoranthene	**1200**	D10,J	1900	21	ug/kg dry	10.0	10/22/09 18:51	MKP	9J21042	8270C
Carbazole	**440**	D10,J	1900	22	ug/kg dry	10.0	10/22/09 18:51	MKP	9J21042	8270C
Chrysene	**2500**	D10	1900	19	ug/kg dry	10.0	10/22/09 18:51	MKP	9J21042	8270C
Dibenzo(a,h)anthracene	**400**	D10,J	1900	22	ug/kg dry	10.0	10/22/09 18:51	MKP	9J21042	8270C
Dibenzofuran	**250**	D10,J	1900	20	ug/kg dry	10.0	10/22/09 18:51	MKP	9J21042	8270C
Fluoranthene	**3900**	D10	1900	28	ug/kg dry	10.0	10/22/09 18:51	MKP	9J21042	8270C
Fluorene	**420**	D10,J	1900	44	ug/kg dry	10.0	10/22/09 18:51	MKP	9J21042	8270C
Indeno(1,2,3-cd)pyrene	**1300**	D10,J	1900	53	ug/kg dry	10.0	10/22/09 18:51	MKP	9J21042	8270C
Naphthalene	**390**	D10,J	1900	32	ug/kg dry	10.0	10/22/09 18:51	MKP	9J21042	8270C
Phenanthrene	**2900**	D10	1900	40	ug/kg dry	10.0	10/22/09 18:51	MKP	9J21042	8270C

Benchmark Environmental & Engineering Science
2558 Hamburg Turnpike, Suite 300
Lackawanna, NY 14218

SDG Number: RSJ0652

Project: Benchmark - Globe site
Project Number: TURN

Received: 10/09/09
Reported: 10/28/09 15:41

Executive Summary - Detections

Analyte	Sample Result	Data Qualifiers	RL	MDL	Units	Dil Fac	Date Analyzed	Lab Tech	Batch	Method
Client ID: TP-11 (0-2) (RSJ0655-01RE1 - Solid) - cont.						**Sampled: 10/08/09 11:45**		**Recvd: 10/09/09 11:40**		
Semivolatile Organics by GC/MS - cont.										
Pyrene	**3400**	D10	1900	12	ug/kg dry	10.0	10/22/09 18:51	MKP	9J21042	8270C
Client ID: TP-12 (0-2) (RSJ0655-02 - Solid)						**Sampled: 10/08/09 14:30**		**Recvd: 10/09/09 11:40**		
Total Metals by SW 846 Series Methods										
Aluminum	**16000**		12.0	NR	mg/kg dry	1.00	10/15/09 12:11	DAN	9J12051	6010B
Arsenic	**8.5**		2.4	NR	mg/kg dry	1.00	10/15/09 12:11	DAN	9J12051	6010B
Barium	**87.6**		0.602	NR	mg/kg dry	1.00	10/15/09 12:11	DAN	9J12051	6010B
Beryllium	**0.653**		0.241	NR	mg/kg dry	1.00	10/15/09 12:11	DAN	9J12051	6010B
Cadmium	**3.26**		0.241	NR	mg/kg dry	1.00	10/15/09 12:11	DAN	9J12051	6010B
Calcium	**27100**		60.2	NR	mg/kg dry	1.00	10/15/09 12:11	DAN	9J12051	6010B
Chromium	**325**		0.602	NR	mg/kg dry	1.00	10/15/09 12:11	DAN	9J12051	6010B
Cobalt	**22.0**		0.602	NR	mg/kg dry	1.00	10/15/09 12:11	DAN	9J12051	6010B
Copper	**82.7**		1.2	NR	mg/kg dry	1.00	10/15/09 12:11	DAN	9J12051	6010B
Iron	**16100**		12.0	NR	mg/kg dry	1.00	10/15/09 12:11	DAN	9J12051	6010B
Lead	**167**		1.2	NR	mg/kg dry	1.00	10/15/09 12:11	DAN	9J12051	6010B
Magnesium	**28000**		24.1	NR	mg/kg dry	1.00	10/15/09 12:11	DAN	9J12051	6010B
Manganese	**1000**		0.2	NR	mg/kg dry	1.00	10/15/09 12:11	DAN	9J12051	6010B
Nickel	**231**		6.02	NR	mg/kg dry	1.00	10/15/09 12:11	DAN	9J12051	6010B
Potassium	**1770**		36.1	NR	mg/kg dry	1.00	10/15/09 12:11	DAN	9J12051	6010B
Sodium	**230**		169	NR	mg/kg dry	1.00	10/15/09 12:11	DAN	9J12051	6010B
Vanadium	**20.7**		0.602	NR	mg/kg dry	1.00	10/15/09 12:11	DAN	9J12051	6010B
Zinc	**351**		2.4	NR	mg/kg dry	1.00	10/15/09 12:11	DAN	9J12051	6010B
Mercury	**0.0463**		0.0228	NR	mg/kg dry	1.00	10/14/09 20:13	MXM	9J13027	7471A
General Chemistry Parameters										
Percent Solids	**84**		0.010	NR	%	1.00	10/12/09 17:00	JR	9J12049	Dry Weight
Client ID: TP-12 (0-2) (RSJ0655-02RE1 - Solid)						**Sampled: 10/08/09 14:30**		**Recvd: 10/09/09 11:40**		
Semivolatile Organics by GC/MS										
Anthracene	**55**	D10,J	990	25	ug/kg dry	5.00	10/22/09 19:15	MKP	9J21042	8270C
Benzo(a)anthracene	**280**	D10,J	990	17	ug/kg dry	5.00	10/22/09 19:15	MKP	9J21042	8270C
Benzo(a)pyrene	**440**	D10,J	990	24	ug/kg dry	5.00	10/22/09 19:15	MKP	9J21042	8270C
Benzo(b)fluoranthene	**550**	D10,J	990	19	ug/kg dry	5.00	10/22/09 19:15	MKP	9J21042	8270C
Benzo(ghi)perylene	**370**	D10,J	990	12	ug/kg dry	5.00	10/22/09 19:15	MKP	9J21042	8270C
Benzo(k)fluoranthene	**170**	D10,J	990	11	ug/kg dry	5.00	10/22/09 19:15	MKP	9J21042	8270C
Chrysene	**360**	D10,J	990	9.9	ug/kg dry	5.00	10/22/09 19:15	MKP	9J21042	8270C
Dibenzo(a,h)anthracene	**97**	D10,J	990	12	ug/kg dry	5.00	10/22/09 19:15	MKP	9J21042	8270C
Fluoranthene	**470**	D10,J	990	14	ug/kg dry	5.00	10/22/09 19:15	MKP	9J21042	8270C
Indeno(1,2,3-cd)pyrene	**300**	D10,J	990	27	ug/kg dry	5.00	10/22/09 19:15	MKP	9J21042	8270C
Phenanthrene	**280**	D10,J	990	21	ug/kg dry	5.00	10/22/09 19:15	MKP	9J21042	8270C
Pyrene	**430**	D10,J	990	6.4	ug/kg dry	5.00	10/22/09 19:15	MKP	9J21042	8270C

Benchmark Environmental & Engineering Science
2558 Hamburg Turnpike, Suite 300
Lackawanna, NY 14218

SDG Number: RSJ0652

Project: Benchmark - Globe site
Project Number: TURN

Received: 10/09/09
Reported: 10/28/09 15:41

Executive Summary - Detections

Analyte	Sample Result	Data Qualifiers	RL	MDL	Units	Dil Fac	Date Analyzed	Lab Tech	Batch	Method
Client ID: TP-13 (0-2) (RSJ0655-03 - Solid)					**Sampled: 10/08/09 15:15**		**Recvd: 10/09/09 11:40**			
Total Metals by SW 846 Series Methods										
Aluminum	**3510**		12.4	NR	mg/kg dry	1.00	10/15/09 12:16	DAN	9J12051	6010B
Arsenic	**5.4**		2.5	NR	mg/kg dry	1.00	10/15/09 12:16	DAN	9J12051	6010B
Barium	**59.0**		0.619	NR	mg/kg dry	1.00	10/15/09 12:16	DAN	9J12051	6010B
Cadmium	**0.518**		0.248	NR	mg/kg dry	1.00	10/15/09 12:16	DAN	9J12051	6010B
Calcium	**18300**		61.9	NR	mg/kg dry	1.00	10/15/09 12:16	DAN	9J12051	6010B
Chromium	**29600**	D08	31.0	NR	mg/kg dry	50.0	10/20/09 07:31	AMH	9J12051	6010B
Cobalt	**118**		0.619	NR	mg/kg dry	1.00	10/15/09 12:16	DAN	9J12051	6010B
Copper	**170**		1.2	NR	mg/kg dry	1.00	10/15/09 12:16	DAN	9J12051	6010B
Iron	**228000**	D08	619	NR	mg/kg dry	50.0	10/20/09 07:31	AMH	9J12051	6010B
Lead	**51.7**		1.2	NR	mg/kg dry	1.00	10/15/09 12:16	DAN	9J12051	6010B
Magnesium	**5740**		24.8	NR	mg/kg dry	1.00	10/15/09 12:16	DAN	9J12051	6010B
Manganese	**1060**		0.2	NR	mg/kg dry	1.00	10/15/09 12:16	DAN	9J12051	6010B
Nickel	**9680**	D08	310	NR	mg/kg dry	50.0	10/20/09 07:31	AMH	9J12051	6010B
Potassium	**436**		37.2	NR	mg/kg dry	1.00	10/15/09 12:16	DAN	9J12051	6010B
Vanadium	**107**		0.619	NR	mg/kg dry	1.00	10/15/09 12:16	DAN	9J12051	6010B
Zinc	**164**		2.5	NR	mg/kg dry	1.00	10/15/09 12:16	DAN	9J12051	6010B
General Chemistry Parameters										
Percent Solids	**79**		0.010	NR	%	1.00	10/12/09 17:02	JR	9J12049	Dry Weight
Client ID: TP-13 (0-2) (RSJ0655-03RE1 - Solid)					**Sampled: 10/08/09 15:15**		**Recvd: 10/09/09 11:40**			
Semivolatile Organics by GC/MS										
2-Methylnaphthalene	**78**	D10,J	1100	13	ug/kg dry	5.00	10/22/09 19:40	MKP	9J21042	8270C
Benzo(a)anthracene	**280**	D10,J	1100	18	ug/kg dry	5.00	10/22/09 19:40	MKP	9J21042	8270C
Benzo(a)pyrene	**280**	D10,J	1100	26	ug/kg dry	5.00	10/22/09 19:40	MKP	9J21042	8270C
Benzo(b)fluoranthene	**340**	D10,J	1100	21	ug/kg dry	5.00	10/22/09 19:40	MKP	9J21042	8270C
Benzo(ghi)perylene	**230**	D10,J	1100	13	ug/kg dry	5.00	10/22/09 19:40	MKP	9J21042	8270C
Benzo(k)fluoranthene	**120**	D10,J	1100	12	ug/kg dry	5.00	10/22/09 19:40	MKP	9J21042	8270C
Chrysene	**270**	D10,J	1100	11	ug/kg dry	5.00	10/22/09 19:40	MKP	9J21042	8270C
Dibenzofuran	**54**	D10,J	1100	11	ug/kg dry	5.00	10/22/09 19:40	MKP	9J21042	8270C
Fluoranthene	**410**	D10,J	1100	15	ug/kg dry	5.00	10/22/09 19:40	MKP	9J21042	8270C
Indeno(1,2,3-cd)pyrene	**180**	D10,J	1100	29	ug/kg dry	5.00	10/22/09 19:40	MKP	9J21042	8270C
Phenanthrene	**380**	D10,J	1100	22	ug/kg dry	5.00	10/22/09 19:40	MKP	9J21042	8270C
Pyrene	**420**	D10,J	1100	6.9	ug/kg dry	5.00	10/22/09 19:40	MKP	9J21042	8270C
Client ID: TP-15 (0-2) (RSJ0655-06 - Solid)					**Sampled: 10/08/09 16:00**		**Recvd: 10/09/09 11:40**			
Total Metals by SW 846 Series Methods										
Aluminum	**19800**		13.3	NR	mg/kg dry	1.00	10/15/09 13:11	DAN	9J12051	6010B
Arsenic	**7.2**		2.7	NR	mg/kg dry	1.00	10/15/09 13:11	DAN	9J12051	6010B
Barium	**178**		0.666	NR	mg/kg dry	1.00	10/15/09 13:11	DAN	9J12051	6010B
Beryllium	**0.614**		0.266	NR	mg/kg dry	1.00	10/15/09 13:11	DAN	9J12051	6010B
Cadmium	**0.489**		0.266	NR	mg/kg dry	1.00	10/15/09 13:11	DAN	9J12051	6010B
Calcium	**14600**		66.6	NR	mg/kg dry	1.00	10/15/09 13:11	DAN	9J12051	6010B
Chromium	**1070**		0.666	NR	mg/kg dry	1.00	10/15/09 13:11	DAN	9J12051	6010B
Cobalt	**28.3**		0.666	NR	mg/kg dry	1.00	10/15/09 13:11	DAN	9J12051	6010B

Benchmark Environmental & Engineering Science
2558 Hamburg Turnpike, Suite 300
Lackawanna, NY 14218

SDG Number: RSJ0652

Project: Benchmark - Globe site
Project Number: TURN

Received: 10/09/09
Reported: 10/28/09 15:41

Executive Summary - Detections

Analyte	Sample Result	Data Qualifiers	RL	MDL	Units	Dil Fac	Date Analyzed	Lab Tech	Batch	Method
Client ID: TP-15 (0-2) (RSJ0655-06 - Solid) - cont.					**Sampled: 10/08/09 16:00**		**Recvd: 10/09/09 11:40**			
Total Metals by SW 846 Series Methods - cont.										
Copper	**160**		1.3	NR	mg/kg dry	1.00	10/15/09 13:11	DAN	9J12051	6010B
Iron	**21100**		13.3	NR	mg/kg dry	1.00	10/15/09 13:11	DAN	9J12051	6010B
Lead	**48.5**		1.3	NR	mg/kg dry	1.00	10/15/09 13:11	DAN	9J12051	6010B
Magnesium	**42800**		26.6	NR	mg/kg dry	1.00	10/15/09 13:11	DAN	9J12051	6010B
Manganese	**3510**	D08	1.3	NR	mg/kg dry	5.00	10/15/09 19:04	DAN	9J12051	6010B
Nickel	**1330**		6.66	NR	mg/kg dry	1.00	10/15/09 13:11	DAN	9J12051	6010B
Potassium	**934**		39.9	NR	mg/kg dry	1.00	10/15/09 13:11	DAN	9J12051	6010B
Vanadium	**27.3**		0.666	NR	mg/kg dry	1.00	10/15/09 13:11	DAN	9J12051	6010B
Zinc	**130**		2.7	NR	mg/kg dry	1.00	10/15/09 13:11	DAN	9J12051	6010B
Mercury	**0.0400**		0.0247	NR	mg/kg dry	1.00	10/14/09 20:21	MXM	9J13027	7471A
General Chemistry Parameters										
Percent Solids	**74**		0.010	NR	%	1.00	10/12/09 17:04	JR	9J12049	Dry Weight
Client ID: TP-15 (0-2) (RSJ0655-06RE1 - Solid)					**Sampled: 10/08/09 16:00**		**Recvd: 10/09/09 11:40**			
Semivolatile Organics by GC/MS										
Anthracene	**84**	D10,J	1100	29	ug/kg dry	5.00	10/22/09 20:04	MKP	9J21042	8270C
Benzo(a)anthracene	**460**	D10,J	1100	19	ug/kg dry	5.00	10/22/09 20:04	MKP	9J21042	8270C
Benzo(a)pyrene	**540**	D10,J	1100	27	ug/kg dry	5.00	10/22/09 20:04	MKP	9J21042	8270C
Benzo(b)fluoranthene	**610**	D10,J	1100	22	ug/kg dry	5.00	10/22/09 20:04	MKP	9J21042	8270C
Benzo(ghi)perylene	**390**	D10,J	1100	13	ug/kg dry	5.00	10/22/09 20:04	MKP	9J21042	8270C
Benzo(k)fluoranthene	**220**	D10,J	1100	12	ug/kg dry	5.00	10/22/09 20:04	MKP	9J21042	8270C
Chrysene	**440**	D10,J	1100	11	ug/kg dry	5.00	10/22/09 20:04	MKP	9J21042	8270C
Fluoranthene	**670**	D10,J	1100	16	ug/kg dry	5.00	10/22/09 20:04	MKP	9J21042	8270C
Indeno(1,2,3-cd)pyrene	**350**	D10,J	1100	31	ug/kg dry	5.00	10/22/09 20:04	MKP	9J21042	8270C
Naphthalene	**140**	D10,J	1100	19	ug/kg dry	5.00	10/22/09 20:04	MKP	9J21042	8270C
Phenanthrene	**350**	D10,J	1100	24	ug/kg dry	5.00	10/22/09 20:04	MKP	9J21042	8270C
Pyrene	**590**	D10,J	1100	7.3	ug/kg dry	5.00	10/22/09 20:04	MKP	9J21042	8270C
Client ID: TP-21 (0-2) (RSJ0655-07 - Solid)					**Sampled: 10/08/09 16:30**		**Recvd: 10/09/09 11:40**			
Total Metals by SW 846 Series Methods										
Aluminum	**1270**		10.7	NR	mg/kg dry	1.00	10/15/09 13:29	DAN	9J12051	6010B
Arsenic	**4.2**		2.1	NR	mg/kg dry	1.00	10/15/09 13:29	DAN	9J12051	6010B
Barium	**28.9**		0.536	NR	mg/kg dry	1.00	10/15/09 13:29	DAN	9J12051	6010B
Calcium	**13100**		53.6	NR	mg/kg dry	1.00	10/15/09 13:29	DAN	9J12051	6010B
Chromium	**432**		0.536	NR	mg/kg dry	1.00	10/15/09 13:29	DAN	9J12051	6010B
Cobalt	**20.6**		0.536	NR	mg/kg dry	1.00	10/15/09 13:29	DAN	9J12051	6010B
Copper	**80.2**		1.1	NR	mg/kg dry	1.00	10/15/09 13:29	DAN	9J12051	6010B
Iron	**41100**		10.7	NR	mg/kg dry	1.00	10/15/09 13:29	DAN	9J12051	6010B
Lead	**54.6**		1.1	NR	mg/kg dry	1.00	10/15/09 13:29	DAN	9J12051	6010B
Magnesium	**5830**		21.4	NR	mg/kg dry	1.00	10/15/09 13:29	DAN	9J12051	6010B
Manganese	**669**		0.2	NR	mg/kg dry	1.00	10/15/09 13:29	DAN	9J12051	6010B
Nickel	**394**		5.36	NR	mg/kg dry	1.00	10/15/09 13:29	DAN	9J12051	6010B
Potassium	**207**		32.1	NR	mg/kg dry	1.00	10/15/09 13:29	DAN	9J12051	6010B
Vanadium	**14.1**		0.536	NR	mg/kg dry	1.00	10/15/09 13:29	DAN	9J12051	6010B

Benchmark Environmental & Engineering Science
2558 Hamburg Turnpike, Suite 300
Lackawanna, NY 14218

SDG Number: RSJ0652

Project: Benchmark - Globe site
Project Number: TURN

Received: 10/09/09
Reported: 10/28/09 15:41

Executive Summary - Detections

Analyte	Sample Result	Data Qualifiers	RL	MDL	Units	Dil Fac	Date Analyzed	Lab Tech	Batch	Method
Client ID: TP-21 (0-2) (RSJ0655-07 - Solid) - cont.						**Sampled: 10/08/09 16:30**		**Recvd: 10/09/09 11:40**		
Total Metals by SW 846 Series Methods - cont.										
Zinc	**132**		2.1	NR	mg/kg dry	1.00	10/15/09 13:29	DAN	9J12051	6010B
General Chemistry Parameters										
Percent Solids	**89**		0.010	NR	%	1.00	10/12/09 17:06	JR	9J12049	Dry Weight
Client ID: TP-21 (0-2) (RSJ0655-07RE1 - Solid)						**Sampled: 10/08/09 16:30**		**Recvd: 10/09/09 11:40**		
Semivolatile Organics by GC/MS										
2-Methylnaphthalene	**77**	D10,J	940	11	ug/kg dry	5.00	10/22/09 20:29	MKP	9J21042	8270C
Acenaphthene	**63**	D10,J	940	11	ug/kg dry	5.00	10/22/09 20:29	MKP	9J21042	8270C
Anthracene	**130**	D10,J	940	24	ug/kg dry	5.00	10/22/09 20:29	MKP	9J21042	8270C
Benzo(a)anthracene	**450**	D10,J	940	16	ug/kg dry	5.00	10/22/09 20:29	MKP	9J21042	8270C
Benzo(a)pyrene	**470**	D10,J	940	22	ug/kg dry	5.00	10/22/09 20:29	MKP	9J21042	8270C
Benzo(b)fluoranthene	**580**	D10,J	940	18	ug/kg dry	5.00	10/22/09 20:29	MKP	9J21042	8270C
Benzo(ghi)perylene	**310**	D10,J	940	11	ug/kg dry	5.00	10/22/09 20:29	MKP	9J21042	8270C
Benzo(k)fluoranthene	**200**	D10,J	940	10	ug/kg dry	5.00	10/22/09 20:29	MKP	9J21042	8270C
Chrysene	**520**	D10,J	940	9.3	ug/kg dry	5.00	10/22/09 20:29	MKP	9J21042	8270C
Fluoranthene	**1200**	D10	940	14	ug/kg dry	5.00	10/22/09 20:29	MKP	9J21042	8270C
Indeno(1,2,3-cd)pyrene	**260**	D10,J	940	26	ug/kg dry	5.00	10/22/09 20:29	MKP	9J21042	8270C
Phenanthrene	**740**	D10,J	940	20	ug/kg dry	5.00	10/22/09 20:29	MKP	9J21042	8270C
Pyrene	**940**	D10	940	6.0	ug/kg dry	5.00	10/22/09 20:29	MKP	9J21042	8270C

TestAmerica
THE LEADER IN ENVIRONMENTAL TESTING

Benchmark Environmental & Engineering Science
2558 Hamburg Turnpike, Suite 300
Lackawanna, NY 14218

SDG Number: RSJ0652

Project: Benchmark - Globe site
Project Number: TURN

Received: 10/09/09
Reported: 10/28/09 15:41

Sample Summary

Sample Identification	Lab Number	Client Matrix	Date/Time Sampled	Date/Time Received	Sample Qualifiers
BLIND DUP-4	RSJ0652-06	Solid	10/07/09 12:30	10/09/09 11:30	
BLIND-5	RSJ0655-08	Solid	10/08/09 08:00	10/09/09 11:40	
SS-15	RSJ0652-01	Solid	10/07/09 13:35	10/09/09 11:30	
SS-16	RSJ0652-02	Solid	10/07/09 13:43	10/09/09 11:30	
SS-17	RSJ0652-05	Solid	10/07/09 13:55	10/09/09 11:30	
SS-18	RSJ0652-07	Solid	10/07/09 14:10	10/09/09 11:30	
SS-19	RSJ0652-08	Solid	10/07/09 14:15	10/09/09 11:30	
SS-20	RSJ0652-09	Solid	10/07/09 14:24	10/09/09 11:30	
SS-21	RSJ0652-10	Solid	10/07/09 14:38	10/09/09 11:30	
SS-22	RSJ0652-11	Solid	10/07/09 14:50	10/09/09 11:30	
TP-10	RSJ0653-01	Solid	10/08/09 10:11	10/09/09 11:40	
TP-11 (0-2)	RSJ0655-01	Solid	10/08/09 11:45	10/09/09 11:40	
TP-12 (0-2)	RSJ0655-02	Solid	10/08/09 14:30	10/09/09 11:40	
TP-13 (0-2)	RSJ0655-03	Solid	10/08/09 15:15	10/09/09 11:40	
TP-15 (0-2)	RSJ0655-06	Solid	10/08/09 16:00	10/09/09 11:40	
TP-21 (0-2)	RSJ0655-07	Solid	10/08/09 16:30	10/09/09 11:40	

Benchmark Environmental & Engineering Science
2558 Hamburg Turnpike, Suite 300
Lackawanna, NY 14218

SDG Number: RSJ0652

Project: Benchmark - Globe site
Project Number: TURN

Received: 10/09/09
Reported: 10/28/09 15:41

Analytical Report

Client ID: BLIND DUP-4 (RSJ0652-06 - Solid) **Sampled: 10/07/09 12:30** **Recvd: 10/09/09 11:30**

Semivolatile Organics by GC/MS

Analyte	Sample Result	Data Qualifiers	RL	MDL	Units	Dil Fac	Date Analyzed	Lab Tech	Batch	Method
2,4,5-Trichlorophenol	ND	D12	3900	840	ug/kg dry	20.0	10/15/09 14:10	MKP	9J12076	8270C
2,4,6-Trichlorophenol	ND	D12	3900	250	ug/kg dry	20.0	10/15/09 14:10	MKP	9J12076	8270C
2,4-Dichlorophenol	ND	D12	3900	200	ug/kg dry	20.0	10/15/09 14:10	MKP	9J12076	8270C
2,4-Dimethylphenol	ND	D12	3900	1000	ug/kg dry	20.0	10/15/09 14:10	MKP	9J12076	8270C
2,4-Dinitrophenol	ND	D12	7500	1300	ug/kg dry	20.0	10/15/09 14:10	MKP	9J12076	8270C
2,4-Dinitrotoluene	ND	D12	3900	600	ug/kg dry	20.0	10/15/09 14:10	MKP	9J12076	8270C
2,6-Dinitrotoluene	ND	D12	3900	940	ug/kg dry	20.0	10/15/09 14:10	MKP	9J12076	8270C
2-Chloronaphthalene	ND	D12	3900	260	ug/kg dry	20.0	10/15/09 14:10	MKP	9J12076	8270C
2-Chlorophenol	ND	D12	3900	200	ug/kg dry	20.0	10/15/09 14:10	MKP	9J12076	8270C
2-Methylnaphthalene	**390**	D12,J	3900	47	ug/kg dry	20.0	10/15/09 14:10	MKP	9J12076	8270C
2-Methylphenol	ND	D12	3900	120	ug/kg dry	20.0	10/15/09 14:10	MKP	9J12076	8270C
2-Nitroaniline	ND	D12	7500	1200	ug/kg dry	20.0	10/15/09 14:10	MKP	9J12076	8270C
2-Nitrophenol	ND	D12	3900	180	ug/kg dry	20.0	10/15/09 14:10	MKP	9J12076	8270C
3,3'-Dichlorobenzidine	ND	D12	3900	3400	ug/kg dry	20.0	10/15/09 14:10	MKP	9J12076	8270C
3-Nitroaniline	ND	D12	7500	880	ug/kg dry	20.0	10/15/09 14:10	MKP	9J12076	8270C
4,6-Dinitro-2-methylphenol	ND	D12	7500	1300	ug/kg dry	20.0	10/15/09 14:10	MKP	9J12076	8270C
4-Bromophenyl phenyl ether	ND	D12	3900	1200	ug/kg dry	20.0	10/15/09 14:10	MKP	9J12076	8270C
4-Chloro-3-methylphenol	ND	D12	3900	160	ug/kg dry	20.0	10/15/09 14:10	MKP	9J12076	8270C
4-Chloroaniline	ND	D12	3900	1100	ug/kg dry	20.0	10/15/09 14:10	MKP	9J12076	8270C
4-Chlorophenyl phenyl ether	ND	D12	3900	82	ug/kg dry	20.0	10/15/09 14:10	MKP	9J12076	8270C
4-Methylphenol	ND	D12	3900	210	ug/kg dry	20.0	10/15/09 14:10	MKP	9J12076	8270C
4-Nitroaniline	ND	D12	7500	430	ug/kg dry	20.0	10/15/09 14:10	MKP	9J12076	8270C
4-Nitrophenol	ND	D12	7500	930	ug/kg dry	20.0	10/15/09 14:10	MKP	9J12076	8270C
Acenaphthene	ND	D12	3900	45	ug/kg dry	20.0	10/15/09 14:10	MKP	9J12076	8270C
Acenaphthylene	ND	D12	3900	31	ug/kg dry	20.0	10/15/09 14:10	MKP	9J12076	8270C
Acetophenone	ND	D12	3900	200	ug/kg dry	20.0	10/15/09 14:10	MKP	9J12076	8270C
Anthracene	ND	D12	3900	98	ug/kg dry	20.0	10/15/09 14:10	MKP	9J12076	8270C
Atrazine	ND	D12	3900	170	ug/kg dry	20.0	10/15/09 14:10	MKP	9J12076	8270C
Benzaldehyde	ND	D12	3900	420	ug/kg dry	20.0	10/15/09 14:10	MKP	9J12076	8270C
Benzo(a)anthracene	**390**	D12,J	3900	66	ug/kg dry	20.0	10/15/09 14:10	MKP	9J12076	8270C
Benzo(a)pyrene	ND	D12	3900	93	ug/kg dry	20.0	10/15/09 14:10	MKP	9J12076	8270C
Benzo(b)fluoranthene	**530**	D12,J	3900	75	ug/kg dry	20.0	10/15/09 14:10	MKP	9J12076	8270C
Benzo(ghi)perylene	**230**	D12,J	3900	46	ug/kg dry	20.0	10/15/09 14:10	MKP	9J12076	8270C
Benzo(k)fluoranthene	**240**	D12,J	3900	42	ug/kg dry	20.0	10/15/09 14:10	MKP	9J12076	8270C
Biphenyl	ND	D12	3900	240	ug/kg dry	20.0	10/15/09 14:10	MKP	9J12076	8270C
Bis(2-chloroethoxy)methane	ND	D12	3900	210	ug/kg dry	20.0	10/15/09 14:10	MKP	9J12076	8270C
Bis(2-chloroethyl)ether	ND	D12	3900	330	ug/kg dry	20.0	10/15/09 14:10	MKP	9J12076	8270C
2,2'-Oxybis(1-Chloropropane)	ND	D12	3900	400	ug/kg dry	20.0	10/15/09 14:10	MKP	9J12076	8270C
Bis(2-ethylhexyl) phthalate	ND	D12	3900	1200	ug/kg dry	20.0	10/15/09 14:10	MKP	9J12076	8270C
Butyl benzyl phthalate	ND	D12	3900	1000	ug/kg dry	20.0	10/15/09 14:10	MKP	9J12076	8270C
Caprolactam	ND	D12	3900	1700	ug/kg dry	20.0	10/15/09 14:10	MKP	9J12076	8270C
Carbazole	ND	D12	3900	44	ug/kg dry	20.0	10/15/09 14:10	MKP	9J12076	8270C
Chrysene	**510**	D12,J	3900	38	ug/kg dry	20.0	10/15/09 14:10	MKP	9J12076	8270C
Dibenzo(a,h)anthracene	ND	D12	3900	45	ug/kg dry	20.0	10/15/09 14:10	MKP	9J12076	8270C
Dibenzofuran	ND	D12	3900	40	ug/kg dry	20.0	10/15/09 14:10	MKP	9J12076	8270C

Benchmark Environmental & Engineering Science
2558 Hamburg Turnpike, Suite 300
Lackawanna, NY 14218

SDG Number: RSJ0652

Project: Benchmark - Globe site
Project Number: TURN

Received: 10/09/09
Reported: 10/28/09 15:41

Analytical Report

Client ID: BLIND DUP-4 (RSJ0652-06 - Solid) - cont. **Sampled: 10/07/09 12:30** **Recvd: 10/09/09 11:30**

Analyte	Sample Result	Data Qualifiers	RL	MDL	Units	Dil Fac	Date Analyzed	Lab Tech	Batch	Method
Semivolatile Organics by GC/MS - cont.										
Diethyl phthalate	ND	D12	3900	120	ug/kg dry	20.0	10/15/09 14:10	MKP	9J12076	8270C
Dimethyl phthalate	ND	D12	3900	100	ug/kg dry	20.0	10/15/09 14:10	MKP	9J12076	8270C
Di-n-butyl phthalate	ND	D12	3900	1300	ug/kg dry	20.0	10/15/09 14:10	MKP	9J12076	8270C
Di-n-octyl phthalate	ND	D12	3900	90	ug/kg dry	20.0	10/15/09 14:10	MKP	9J12076	8270C
Fluoranthene	**580**	D12,J	3900	56	ug/kg dry	20.0	10/15/09 14:10	MKP	9J12076	8270C
Fluorene	ND	D12	3900	89	ug/kg dry	20.0	10/15/09 14:10	MKP	9J12076	8270C
Hexachlorobenzene	ND	D12	3900	190	ug/kg dry	20.0	10/15/09 14:10	MKP	9J12076	8270C
Hexachlorobutadiene	ND	D12	3900	200	ug/kg dry	20.0	10/15/09 14:10	MKP	9J12076	8270C
Hexachlorocyclopentadiene	ND	D12	3900	1200	ug/kg dry	20.0	10/15/09 14:10	MKP	9J12076	8270C
Hexachloroethane	ND	D12	3900	300	ug/kg dry	20.0	10/15/09 14:10	MKP	9J12076	8270C
Indeno(1,2,3-cd)pyrene	ND	D12	3900	110	ug/kg dry	20.0	10/15/09 14:10	MKP	9J12076	8270C
Isophorone	ND	D12	3900	190	ug/kg dry	20.0	10/15/09 14:10	MKP	9J12076	8270C
Naphthalene	ND	D12	3900	64	ug/kg dry	20.0	10/15/09 14:10	MKP	9J12076	8270C
Nitrobenzene	ND	D12	3900	170	ug/kg dry	20.0	10/15/09 14:10	MKP	9J12076	8270C
N-Nitrosodi-n-propylamine	ND	D12	3900	300	ug/kg dry	20.0	10/15/09 14:10	MKP	9J12076	8270C
N-Nitrosodiphenylamine	ND	D12	3900	210	ug/kg dry	20.0	10/15/09 14:10	MKP	9J12076	8270C
Pentachlorophenol	ND	D12	7500	1300	ug/kg dry	20.0	10/15/09 14:10	MKP	9J12076	8270C
Phenanthrene	**430**	D12,J	3900	81	ug/kg dry	20.0	10/15/09 14:10	MKP	9J12076	8270C
Phenol	ND	D12	3900	400	ug/kg dry	20.0	10/15/09 14:10	MKP	9J12076	8270C
Pyrene	**470**	D12,J	3900	25	ug/kg dry	20.0	10/15/09 14:10	MKP	9J12076	8270C
2,4,6-Tribromophenol	*44 %*	*D12*	*Surr Limits: (39-146%)*				*10/15/09 14:10*	*MKP*	*9J12076*	*8270C*
2-Fluorobiphenyl	*75 %*	*D12*	*Surr Limits: (37-120%)*				*10/15/09 14:10*	*MKP*	*9J12076*	*8270C*
2-Fluorophenol	*64 %*	*D12*	*Surr Limits: (18-120%)*				*10/15/09 14:10*	*MKP*	*9J12076*	*8270C*
Nitrobenzene-d5	*70 %*	*D12*	*Surr Limits: (34-132%)*				*10/15/09 14:10*	*MKP*	*9J12076*	*8270C*
Phenol-d5	*68 %*	*D12*	*Surr Limits: (11-120%)*				*10/15/09 14:10*	*MKP*	*9J12076*	*8270C*
p-Terphenyl-d14	*67 %*	*D12*	*Surr Limits: (58-147%)*				*10/15/09 14:10*	*MKP*	*9J12076*	*8270C*
Polychlorinated Biphenyls by EPA Method 8082										
Aroclor 1016	ND	D08	39	7.5	ug/kg dry	2.00	10/13/09 08:59	JxM	9J10009	8082
Aroclor 1221	ND	D08	39	7.5	ug/kg dry	2.00	10/13/09 08:59	JxM	9J10009	8082
Aroclor 1232	ND	D08	39	7.5	ug/kg dry	2.00	10/13/09 08:59	JxM	9J10009	8082
Aroclor 1242	ND	D08	39	8.4	ug/kg dry	2.00	10/13/09 08:59	JxM	9J10009	8082
Aroclor 1248	ND	D08	39	7.6	ug/kg dry	2.00	10/13/09 08:59	JxM	9J10009	8082
Aroclor 1254	ND	D08	39	8.1	ug/kg dry	2.00	10/13/09 08:59	JxM	9J10009	8082
Aroclor 1260	ND	D08	39	8.1	ug/kg dry	2.00	10/13/09 08:59	JxM	9J10009	8082
Decachlorobiphenyl	*136 %*	*D08*	*Surr Limits: (34-148%)*				*10/13/09 08:59*	*JxM*	*9J10009*	*8082*
Tetrachloro-m-xylene	*76 %*	*D08*	*Surr Limits: (35-134%)*				*10/13/09 08:59*	*JxM*	*9J10009*	*8082*
Total Metals by SW 846 Series Methods										
Antimony	ND		17.9	NR	mg/kg dry	1.00	10/14/09 07:17	LMH	9J12050	6010B
Arsenic	**4.6**		2.4	NR	mg/kg dry	1.00	10/14/09 07:17	LMH	9J12050	6010B
Barium	**40.6**		0.596	NR	mg/kg dry	1.00	10/14/09 07:17	LMH	9J12050	6010B
Beryllium	ND		0.238	NR	mg/kg dry	1.00	10/14/09 07:17	LMH	9J12050	6010B
Cadmium	**1.07**		0.238	NR	mg/kg dry	1.00	10/14/09 07:17	LMH	9J12050	6010B
Calcium	**46400**		59.6	NR	mg/kg dry	1.00	10/14/09 07:17	LMH	9J12050	6010B
Chromium	**130**		0.596	NR	mg/kg dry	1.00	10/14/09 07:17	LMH	9J12050	6010B
Cobalt	**5.37**		0.596	NR	mg/kg dry	1.00	10/14/09 07:17	LMH	9J12050	6010B

Benchmark Environmental & Engineering Science
2558 Hamburg Turnpike, Suite 300
Lackawanna, NY 14218

SDG Number: RSJ0652

Project: Benchmark - Globe site
Project Number: TURN

Received: 10/09/09
Reported: 10/28/09 15:41

Analytical Report

Analyte	Sample Result	Data Qualifiers	RL	MDL	Units	Dil Fac	Date Analyzed	Lab Tech	Batch	Method
Client ID: BLIND DUP-4 (RSJ0652-06 - Solid) - cont.						**Sampled: 10/07/09 12:30**		**Recvd: 10/09/09 11:30**		
Total Metals by SW 846 Series Methods - cont.										
Copper	**56.6**		1.2	NR	mg/kg dry	1.00	10/14/09 07:17	LMH	9J12050	6010B
Iron	**14300**		11.9	NR	mg/kg dry	1.00	10/14/09 07:17	LMH	9J12050	6010B
Lead	**87.2**		1.2	NR	mg/kg dry	1.00	10/14/09 07:17	LMH	9J12050	6010B
Manganese	**434**		0.2	NR	mg/kg dry	1.00	10/14/09 07:17	LMH	9J12050	6010B
Nickel	**76.8**		5.96	NR	mg/kg dry	1.00	10/14/09 07:17	LMH	9J12050	6010B
Selenium	ND		4.8	NR	mg/kg dry	1.00	10/14/09 07:17	LMH	9J12050	6010B
Silver	ND		0.596	NR	mg/kg dry	1.00	10/14/09 07:17	LMH	9J12050	6010B
Sodium	ND		167	NR	mg/kg dry	1.00	10/14/09 07:17	LMH	9J12050	6010B
Thallium	ND		7.1	NR	mg/kg dry	1.00	10/14/09 07:17	LMH	9J12050	6010B
Vanadium	**14.4**		0.596	NR	mg/kg dry	1.00	10/14/09 07:17	LMH	9J12050	6010B
Zinc	**623**		2.4	NR	mg/kg dry	1.00	10/14/09 07:17	LMH	9J12050	6010B
Mercury	**0.0217**		0.0215	NR	mg/kg dry	1.00	10/14/09 19:57	MXM	9J13027	7471A
General Chemistry Parameters										
Percent Solids	**85**		0.010	NR	%	1.00	10/12/09 16:44	JR	9J12049	Dry Weight

Benchmark Environmental & Engineering Science
2558 Hamburg Turnpike, Suite 300
Lackawanna, NY 14218

SDG Number: RSJ0652

Project: Benchmark - Globe site
Project Number: TURN

Received: 10/09/09
Reported: 10/28/09 15:41

Analytical Report

Analyte	Sample Result	Data Qualifiers	RL	MDL	Units	Dil Fac	Date Analyzed	Lab Tech	Batch	Method
Client ID: BLIND DUP-4 (RSJ0652-06RE1 - Solid)						**Sampled: 10/07/09 12:30**		**Recvd: 10/09/09 11:30**		
Total Metals by SW 846 Series Methods										
Aluminum	**2790**		12.3	NR	mg/kg dry	1.00	10/16/09 05:54	DAN	9J15016	6010B
Magnesium	**26000**		24.6	NR	mg/kg dry	1.00	10/16/09 05:54	DAN	9J15016	6010B
Potassium	**620**		36.9	NR	mg/kg dry	1.00	10/16/09 05:54	DAN	9J15016	6010B

Benchmark Environmental & Engineering Science
2558 Hamburg Turnpike, Suite 300
Lackawanna, NY 14218

SDG Number: RSJ0652

Project: Benchmark - Globe site
Project Number: TURN

Received: 10/09/09
Reported: 10/28/09 15:41

Analytical Report

Client ID: BLIND-5 (RSJ0655-08 - Solid) — **Sampled: 10/08/09 08:00** — **Recvd: 10/09/09 11:40**

Analyte	Sample Result	Data Qualifiers	RL	MDL	Units	Dil Fac	Date Analyzed	Lab Tech	Batch	Method
Total Metals by SW 846 Series Methods										
Aluminum	**21000**		13.4	NR	mg/kg dry	1.00	10/15/09 13:34	DAN	9J12051	6010B
Antimony	ND		20.1	NR	mg/kg dry	1.00	10/15/09 13:34	DAN	9J12051	6010B
Arsenic	**6.3**		2.7	NR	mg/kg dry	1.00	10/15/09 13:34	DAN	9J12051	6010B
Barium	**172**		0.669	NR	mg/kg dry	1.00	10/15/09 13:34	DAN	9J12051	6010B
Beryllium	**0.637**		0.268	NR	mg/kg dry	1.00	10/15/09 13:34	DAN	9J12051	6010B
Cadmium	**0.405**		0.268	NR	mg/kg dry	1.00	10/15/09 13:34	DAN	9J12051	6010B
Calcium	**14800**		66.9	NR	mg/kg dry	1.00	10/15/09 13:34	DAN	9J12051	6010B
Chromium	**583**		0.669	NR	mg/kg dry	1.00	10/15/09 13:34	DAN	9J12051	6010B
Cobalt	**17.8**		0.669	NR	mg/kg dry	1.00	10/15/09 13:34	DAN	9J12051	6010B
Copper	**141**		1.3	NR	mg/kg dry	1.00	10/15/09 13:34	DAN	9J12051	6010B
Iron	**15400**		13.4	NR	mg/kg dry	1.00	10/15/09 13:34	DAN	9J12051	6010B
Lead	**40.1**		1.3	NR	mg/kg dry	1.00	10/15/09 13:34	DAN	9J12051	6010B
Magnesium	**48300**		26.8	NR	mg/kg dry	1.00	10/15/09 13:34	DAN	9J12051	6010B
Manganese	**2630**		0.3	NR	mg/kg dry	1.00	10/15/09 13:34	DAN	9J12051	6010B
Nickel	**679**		6.69	NR	mg/kg dry	1.00	10/15/09 13:34	DAN	9J12051	6010B
Potassium	**841**		40.1	NR	mg/kg dry	1.00	10/15/09 13:34	DAN	9J12051	6010B
Selenium	ND		5.4	NR	mg/kg dry	1.00	10/15/09 13:34	DAN	9J12051	6010B
Silver	ND		0.669	NR	mg/kg dry	1.00	10/15/09 13:34	DAN	9J12051	6010B
Sodium	**215**		187	NR	mg/kg dry	1.00	10/15/09 13:34	DAN	9J12051	6010B
Thallium	ND		8.0	NR	mg/kg dry	1.00	10/15/09 13:34	DAN	9J12051	6010B
Vanadium	**25.1**		0.669	NR	mg/kg dry	1.00	10/15/09 13:34	DAN	9J12051	6010B
Zinc	**174**		2.7	NR	mg/kg dry	1.00	10/15/09 13:34	DAN	9J12051	6010B
Mercury	ND		0.0272	NR	mg/kg dry	1.00	10/14/09 20:28	MXM	9J13027	7471A
General Chemistry Parameters										
Percent Solids	**74**		0.010	NR	%	1.00	10/12/09 17:08	JR	9J12049	Dry Weight

Benchmark Environmental & Engineering Science
2558 Hamburg Turnpike, Suite 300
Lackawanna, NY 14218

SDG Number: RSJ0652

Project: Benchmark - Globe site
Project Number: TURN

Received: 10/09/09
Reported: 10/28/09 15:41

Analytical Report

Client ID: BLIND-5 (RSJ0655-08RE1 - Solid) **Sampled: 10/08/09 08:00** **Recvd: 10/09/09 11:40**

Semivolatile Organics by GC/MS

Analyte	Sample Result	Data Qualifiers	RL	MDL	Units	Dil Fac	Date Analyzed	Lab Tech	Batch	Method
2,4,5-Trichlorophenol	ND	D10	1100	240	ug/kg dry	5.00	10/22/09 20:53	MKP	9J21042	8270C
2,4,6-Trichlorophenol	ND	D10	1100	73	ug/kg dry	5.00	10/22/09 20:53	MKP	9J21042	8270C
2,4-Dichlorophenol	ND	D10	1100	58	ug/kg dry	5.00	10/22/09 20:53	MKP	9J21042	8270C
2,4-Dimethylphenol	ND	D10	1100	300	ug/kg dry	5.00	10/22/09 20:53	MKP	9J21042	8270C
2,4-Dinitrophenol	ND	D10	2200	390	ug/kg dry	5.00	10/22/09 20:53	MKP	9J21042	8270C
2,4-Dinitrotoluene	ND	D10	1100	170	ug/kg dry	5.00	10/22/09 20:53	MKP	9J21042	8270C
2,6-Dinitrotoluene	ND	D10	1100	270	ug/kg dry	5.00	10/22/09 20:53	MKP	9J21042	8270C
2-Chloronaphthalene	ND	D10	1100	75	ug/kg dry	5.00	10/22/09 20:53	MKP	9J21042	8270C
2-Chlorophenol	ND	D10	1100	57	ug/kg dry	5.00	10/22/09 20:53	MKP	9J21042	8270C
2-Methylnaphthalene	ND	D10	1100	13	ug/kg dry	5.00	10/22/09 20:53	MKP	9J21042	8270C
2-Methylphenol	ND	D10	1100	34	ug/kg dry	5.00	10/22/09 20:53	MKP	9J21042	8270C
2-Nitroaniline	ND	D10	2200	360	ug/kg dry	5.00	10/22/09 20:53	MKP	9J21042	8270C
2-Nitrophenol	ND	D10	1100	51	ug/kg dry	5.00	10/22/09 20:53	MKP	9J21042	8270C
3,3'-Dichlorobenzidine	ND	D10	1100	970	ug/kg dry	5.00	10/22/09 20:53	MKP	9J21042	8270C
3-Nitroaniline	ND	D10	2200	260	ug/kg dry	5.00	10/22/09 20:53	MKP	9J21042	8270C
4,6-Dinitro-2-methylphenol	ND	D10	2200	380	ug/kg dry	5.00	10/22/09 20:53	MKP	9J21042	8270C
4-Bromophenyl phenyl ether	ND	D10	1100	350	ug/kg dry	5.00	10/22/09 20:53	MKP	9J21042	8270C
4-Chloro-3-methylphenol	ND	D10	1100	46	ug/kg dry	5.00	10/22/09 20:53	MKP	9J21042	8270C
4-Chloroaniline	ND	D10	1100	330	ug/kg dry	5.00	10/22/09 20:53	MKP	9J21042	8270C
4-Chlorophenyl phenyl ether	ND	D10	1100	24	ug/kg dry	5.00	10/22/09 20:53	MKP	9J21042	8270C
4-Methylphenol	ND	D10	1100	62	ug/kg dry	5.00	10/22/09 20:53	MKP	9J21042	8270C
4-Nitroaniline	ND	D10	2200	120	ug/kg dry	5.00	10/22/09 20:53	MKP	9J21042	8270C
4-Nitrophenol	ND	D10	2200	270	ug/kg dry	5.00	10/22/09 20:53	MKP	9J21042	8270C
Acenaphthene	ND	D10	1100	13	ug/kg dry	5.00	10/22/09 20:53	MKP	9J21042	8270C
Acenaphthylene	ND	D10	1100	9.1	ug/kg dry	5.00	10/22/09 20:53	MKP	9J21042	8270C
Acetophenone	ND	D10	1100	57	ug/kg dry	5.00	10/22/09 20:53	MKP	9J21042	8270C
Anthracene	**220**	D10,J	1100	28	ug/kg dry	5.00	10/22/09 20:53	MKP	9J21042	8270C
Atrazine	ND	D10	1100	49	ug/kg dry	5.00	10/22/09 20:53	MKP	9J21042	8270C
Benzaldehyde	ND	D10	1100	120	ug/kg dry	5.00	10/22/09 20:53	MKP	9J21042	8270C
Benzo(a)anthracene	**250**	D10,J	1100	19	ug/kg dry	5.00	10/22/09 20:53	MKP	9J21042	8270C
Benzo(a)pyrene	**320**	D10,J	1100	27	ug/kg dry	5.00	10/22/09 20:53	MKP	9J21042	8270C
Benzo(b)fluoranthene	**380**	D10,J	1100	22	ug/kg dry	5.00	10/22/09 20:53	MKP	9J21042	8270C
Benzo(ghi)perylene	**210**	D10,J	1100	13	ug/kg dry	5.00	10/22/09 20:53	MKP	9J21042	8270C
Benzo(k)fluoranthene	**120**	D10,J	1100	12	ug/kg dry	5.00	10/22/09 20:53	MKP	9J21042	8270C
Biphenyl	ND	D10	1100	69	ug/kg dry	5.00	10/22/09 20:53	MKP	9J21042	8270C
Bis(2-chloroethoxy)methane	ND	D10	1100	60	ug/kg dry	5.00	10/22/09 20:53	MKP	9J21042	8270C
Bis(2-chloroethyl)ether	ND	D10	1100	96	ug/kg dry	5.00	10/22/09 20:53	MKP	9J21042	8270C
2,2'-Oxybis(1-Chloropropane)	ND	D10	1100	120	ug/kg dry	5.00	10/22/09 20:53	MKP	9J21042	8270C
Bis(2-ethylhexyl) phthalate	ND	D10	1100	360	ug/kg dry	5.00	10/22/09 20:53	MKP	9J21042	8270C
Butyl benzyl phthalate	ND	D10	1100	300	ug/kg dry	5.00	10/22/09 20:53	MKP	9J21042	8270C
Caprolactam	ND	D10	1100	480	ug/kg dry	5.00	10/22/09 20:53	MKP	9J21042	8270C
Carbazole	ND	D10	1100	13	ug/kg dry	5.00	10/22/09 20:53	MKP	9J21042	8270C
Chrysene	**290**	D10,J	1100	11	ug/kg dry	5.00	10/22/09 20:53	MKP	9J21042	8270C
Dibenzo(a,h)anthracene	ND	D10	1100	13	ug/kg dry	5.00	10/22/09 20:53	MKP	9J21042	8270C
Dibenzofuran	ND	D10	1100	12	ug/kg dry	5.00	10/22/09 20:53	MKP	9J21042	8270C

Benchmark Environmental & Engineering Science
2558 Hamburg Turnpike, Suite 300
Lackawanna, NY 14218

SDG Number: RSJ0652

Project: Benchmark - Globe site
Project Number: TURN

Received: 10/09/09
Reported: 10/28/09 15:41

Analytical Report

Analyte	Sample Result	Data Qualifiers	RL	MDL	Units	Dil Fac	Date Analyzed	Lab Tech	Batch	Method
Client ID: BLIND-5 (RSJ0655-08RE1 - Solid) - cont.						**Sampled: 10/08/09 08:00**		**Recvd: 10/09/09 11:40**		
Semivolatile Organics by GC/MS - cont.										
Diethyl phthalate	ND	D10	1100	34	ug/kg dry	5.00	10/22/09 20:53	MKP	9J21042	8270C
Dimethyl phthalate	ND	D10	1100	29	ug/kg dry	5.00	10/22/09 20:53	MKP	9J21042	8270C
Di-n-butyl phthalate	ND	D10	1100	380	ug/kg dry	5.00	10/22/09 20:53	MKP	9J21042	8270C
Di-n-octyl phthalate	ND	D10	1100	26	ug/kg dry	5.00	10/22/09 20:53	MKP	9J21042	8270C
Fluoranthene	**420**	D10,J	1100	16	ug/kg dry	5.00	10/22/09 20:53	MKP	9J21042	8270C
Fluorene	ND	D10	1100	26	ug/kg dry	5.00	10/22/09 20:53	MKP	9J21042	8270C
Hexachlorobenzene	ND	D10	1100	55	ug/kg dry	5.00	10/22/09 20:53	MKP	9J21042	8270C
Hexachlorobutadiene	ND	D10	1100	57	ug/kg dry	5.00	10/22/09 20:53	MKP	9J21042	8270C
Hexachlorocyclopentadiene	ND	D10	1100	340	ug/kg dry	5.00	10/22/09 20:53	MKP	9J21042	8270C
Hexachloroethane	ND	D10	1100	86	ug/kg dry	5.00	10/22/09 20:53	MKP	9J21042	8270C
Indeno(1,2,3-cd)pyrene	**180**	D10,J	1100	31	ug/kg dry	5.00	10/22/09 20:53	MKP	9J21042	8270C
Isophorone	ND	D10	1100	56	ug/kg dry	5.00	10/22/09 20:53	MKP	9J21042	8270C
Naphthalene	ND	D10	1100	18	ug/kg dry	5.00	10/22/09 20:53	MKP	9J21042	8270C
Nitrobenzene	ND	D10	1100	49	ug/kg dry	5.00	10/22/09 20:53	MKP	9J21042	8270C
N-Nitrosodi-n-propylamine	ND	D10	1100	88	ug/kg dry	5.00	10/22/09 20:53	MKP	9J21042	8270C
N-Nitrosodiphenylamine	ND	D10,L	1100	61	ug/kg dry	5.00	10/22/09 20:53	MKP	9J21042	8270C
Pentachlorophenol	ND	D10	2200	380	ug/kg dry	5.00	10/22/09 20:53	MKP	9J21042	8270C
Phenanthrene	**230**	D10,J	1100	23	ug/kg dry	5.00	10/22/09 20:53	MKP	9J21042	8270C
Phenol	ND	D10	1100	120	ug/kg dry	5.00	10/22/09 20:53	MKP	9J21042	8270C
Pyrene	**350**	D10,J	1100	7.2	ug/kg dry	5.00	10/22/09 20:53	MKP	9J21042	8270C
2,4,6-Tribromophenol	*74 %*	*D10*	*Surr Limits: (39-146%)*				*10/22/09 20:53*	*MKP*	*9J21042*	*8270C*
2-Fluorobiphenyl	*77 %*	*D10*	*Surr Limits: (37-120%)*				*10/22/09 20:53*	*MKP*	*9J21042*	*8270C*
2-Fluorophenol	*59 %*	*D10*	*Surr Limits: (18-120%)*				*10/22/09 20:53*	*MKP*	*9J21042*	*8270C*
Nitrobenzene-d5	*72 %*	*D10*	*Surr Limits: (34-132%)*				*10/22/09 20:53*	*MKP*	*9J21042*	*8270C*
Phenol-d5	*69 %*	*D10*	*Surr Limits: (11-120%)*				*10/22/09 20:53*	*MKP*	*9J21042*	*8270C*
p-Terphenyl-d14	*77 %*	*D10*	*Surr Limits: (58-147%)*				*10/22/09 20:53*	*MKP*	*9J21042*	*8270C*

Benchmark Environmental & Engineering Science
2558 Hamburg Turnpike, Suite 300
Lackawanna, NY 14218

SDG Number: RSJ0652

Project: Benchmark - Globe site
Project Number: TURN

Received: 10/09/09
Reported: 10/28/09 15:41

Analytical Report

Client ID: SS-15 (RSJ0652-01 - Solid) — **Sampled: 10/07/09 13:35** — **Recvd: 10/09/09 11:30**

Semivolatile Organics by GC/MS

Analyte	Sample Result	Data Qualifiers	RL	MDL	Units	Dil Fac	Date Analyzed	Lab Tech	Batch	Method
2,4,5-Trichlorophenol	ND	D10	9700	2100	ug/kg dry	40.0	10/14/09 15:41	JLG	9J12076	8270C
2,4,6-Trichlorophenol	ND	D10	9700	630	ug/kg dry	40.0	10/14/09 15:41	JLG	9J12076	8270C
2,4-Dichlorophenol	ND	D10	9700	500	ug/kg dry	40.0	10/14/09 15:41	JLG	9J12076	8270C
2,4-Dimethylphenol	ND	D10	9700	2600	ug/kg dry	40.0	10/14/09 15:41	JLG	9J12076	8270C
2,4-Dinitrophenol	ND	D10	19000	3400	ug/kg dry	40.0	10/14/09 15:41	JLG	9J12076	8270C
2,4-Dinitrotoluene	ND	D10	9700	1500	ug/kg dry	40.0	10/14/09 15:41	JLG	9J12076	8270C
2,6-Dinitrotoluene	ND	D10	9700	2400	ug/kg dry	40.0	10/14/09 15:41	JLG	9J12076	8270C
2-Chloronaphthalene	ND	D10	9700	640	ug/kg dry	40.0	10/14/09 15:41	JLG	9J12076	8270C
2-Chlorophenol	ND	D10	9700	490	ug/kg dry	40.0	10/14/09 15:41	JLG	9J12076	8270C
2-Methylnaphthalene	**780**	D10,J	9700	120	ug/kg dry	40.0	10/14/09 15:41	JLG	9J12076	8270C
2-Methylphenol	ND	D10	9700	300	ug/kg dry	40.0	10/14/09 15:41	JLG	9J12076	8270C
2-Nitroaniline	ND	D10	19000	3100	ug/kg dry	40.0	10/14/09 15:41	JLG	9J12076	8270C
2-Nitrophenol	ND	D10	9700	440	ug/kg dry	40.0	10/14/09 15:41	JLG	9J12076	8270C
3,3'-Dichlorobenzidine	ND	D10	9700	8400	ug/kg dry	40.0	10/14/09 15:41	JLG	9J12076	8270C
3-Nitroaniline	ND	D10	19000	2200	ug/kg dry	40.0	10/14/09 15:41	JLG	9J12076	8270C
4,6-Dinitro-2-methylphenol	ND	D10	19000	3300	ug/kg dry	40.0	10/14/09 15:41	JLG	9J12076	8270C
4-Bromophenyl phenyl ether	ND	D10	9700	3100	ug/kg dry	40.0	10/14/09 15:41	JLG	9J12076	8270C
4-Chloro-3-methylphenol	ND	D10	9700	400	ug/kg dry	40.0	10/14/09 15:41	JLG	9J12076	8270C
4-Chloroaniline	ND	D10	9700	2800	ug/kg dry	40.0	10/14/09 15:41	JLG	9J12076	8270C
4-Chlorophenyl phenyl ether	ND	D10	9700	200	ug/kg dry	40.0	10/14/09 15:41	JLG	9J12076	8270C
4-Methylphenol	ND	D10	9700	530	ug/kg dry	40.0	10/14/09 15:41	JLG	9J12076	8270C
4-Nitroaniline	ND	D10	19000	1100	ug/kg dry	40.0	10/14/09 15:41	JLG	9J12076	8270C
4-Nitrophenol	ND	D10	19000	2300	ug/kg dry	40.0	10/14/09 15:41	JLG	9J12076	8270C
Acenaphthene	**660**	D10,J	9700	110	ug/kg dry	40.0	10/14/09 15:41	JLG	9J12076	8270C
Acenaphthylene	ND	D10	9700	79	ug/kg dry	40.0	10/14/09 15:41	JLG	9J12076	8270C
Acetophenone	ND	D10	9700	490	ug/kg dry	40.0	10/14/09 15:41	JLG	9J12076	8270C
Anthracene	ND	D10	9700	250	ug/kg dry	40.0	10/14/09 15:41	JLG	9J12076	8270C
Atrazine	ND	D10	9700	430	ug/kg dry	40.0	10/14/09 15:41	JLG	9J12076	8270C
Benzaldehyde	ND	D10	9700	1100	ug/kg dry	40.0	10/14/09 15:41	JLG	9J12076	8270C
Benzo(a)anthracene	**1500**	D10,J	9700	170	ug/kg dry	40.0	10/14/09 15:41	JLG	9J12076	8270C
Benzo(a)pyrene	ND	D10	9700	230	ug/kg dry	40.0	10/14/09 15:41	JLG	9J12076	8270C
Benzo(b)fluoranthene	**1800**	D10,J	9700	190	ug/kg dry	40.0	10/14/09 15:41	JLG	9J12076	8270C
Benzo(ghi)perylene	ND	D10	9700	120	ug/kg dry	40.0	10/14/09 15:41	JLG	9J12076	8270C
Benzo(k)fluoranthene	**630**	D10,J	9700	110	ug/kg dry	40.0	10/14/09 15:41	JLG	9J12076	8270C
Biphenyl	ND	D10	9700	600	ug/kg dry	40.0	10/14/09 15:41	JLG	9J12076	8270C
Bis(2-chloroethoxy)methane	ND	D10	9700	520	ug/kg dry	40.0	10/14/09 15:41	JLG	9J12076	8270C
Bis(2-chloroethyl)ether	ND	D10	9700	830	ug/kg dry	40.0	10/14/09 15:41	JLG	9J12076	8270C
2,2'-Oxybis(1-Chloropropane)	ND	D10	9700	1000	ug/kg dry	40.0	10/14/09 15:41	JLG	9J12076	8270C
Bis(2-ethylhexyl) phthalate	ND	D10	9700	3100	ug/kg dry	40.0	10/14/09 15:41	JLG	9J12076	8270C
Butyl benzyl phthalate	ND	D10	9700	2600	ug/kg dry	40.0	10/14/09 15:41	JLG	9J12076	8270C
Caprolactam	ND	D10	9700	4200	ug/kg dry	40.0	10/14/09 15:41	JLG	9J12076	8270C
Carbazole	ND	D10	9700	110	ug/kg dry	40.0	10/14/09 15:41	JLG	9J12076	8270C
Chrysene	**2000**	D10,J	9700	96	ug/kg dry	40.0	10/14/09 15:41	JLG	9J12076	8270C
Dibenzo(a,h)anthracene	ND	D10	9700	110	ug/kg dry	40.0	10/14/09 15:41	JLG	9J12076	8270C
Dibenzofuran	**720**	D10,J	9700	100	ug/kg dry	40.0	10/14/09 15:41	JLG	9J12076	8270C

Benchmark Environmental & Engineering Science
2558 Hamburg Turnpike, Suite 300
Lackawanna, NY 14218

SDG Number: RSJ0652

Project: Benchmark - Globe site
Project Number: TURN

Received: 10/09/09
Reported: 10/28/09 15:41

Analytical Report

Client ID: SS-15 (RSJ0652-01 - Solid) - cont. **Sampled: 10/07/09 13:35** **Recvd: 10/09/09 11:30**

Analyte	Sample Result	Data Qualifiers	RL	MDL	Units	Dil Fac	Date Analyzed	Lab Tech	Batch	Method
Semivolatile Organics by GC/MS - cont.										
Diethyl phthalate	ND	D10	9700	290	ug/kg dry	40.0	10/14/09 15:41	JLG	9J12076	8270C
Dimethyl phthalate	ND	D10	9700	250	ug/kg dry	40.0	10/14/09 15:41	JLG	9J12076	8270C
Di-n-butyl phthalate	ND	D10	9700	3300	ug/kg dry	40.0	10/14/09 15:41	JLG	9J12076	8270C
Di-n-octyl phthalate	ND	D10	9700	220	ug/kg dry	40.0	10/14/09 15:41	JLG	9J12076	8270C
Fluoranthene	**3800**	D10,J	9700	140	ug/kg dry	40.0	10/14/09 15:41	JLG	9J12076	8270C
Fluorene	ND	D10	9700	220	ug/kg dry	40.0	10/14/09 15:41	JLG	9J12076	8270C
Hexachlorobenzene	ND	D10	9700	480	ug/kg dry	40.0	10/14/09 15:41	JLG	9J12076	8270C
Hexachlorobutadiene	ND	D10	9700	490	ug/kg dry	40.0	10/14/09 15:41	JLG	9J12076	8270C
Hexachlorocyclopentadiene	ND	D10	9700	2900	ug/kg dry	40.0	10/14/09 15:41	JLG	9J12076	8270C
Hexachloroethane	ND	D10	9700	740	ug/kg dry	40.0	10/14/09 15:41	JLG	9J12076	8270C
Indeno(1,2,3-cd)pyrene	ND	D10	9700	270	ug/kg dry	40.0	10/14/09 15:41	JLG	9J12076	8270C
Isophorone	ND	D10	9700	480	ug/kg dry	40.0	10/14/09 15:41	JLG	9J12076	8270C
Naphthalene	ND	D10	9700	160	ug/kg dry	40.0	10/14/09 15:41	JLG	9J12076	8270C
Nitrobenzene	ND	D10	9700	430	ug/kg dry	40.0	10/14/09 15:41	JLG	9J12076	8270C
N-Nitrosodi-n-propylamine	ND	D10	9700	760	ug/kg dry	40.0	10/14/09 15:41	JLG	9J12076	8270C
N-Nitrosodiphenylamine	ND	D10	9700	530	ug/kg dry	40.0	10/14/09 15:41	JLG	9J12076	8270C
Pentachlorophenol	ND	D10	19000	3300	ug/kg dry	40.0	10/14/09 15:41	JLG	9J12076	8270C
Phenanthrene	**3500**	D10,J	9700	200	ug/kg dry	40.0	10/14/09 15:41	JLG	9J12076	8270C
Phenol	ND	D10	9700	1000	ug/kg dry	40.0	10/14/09 15:41	JLG	9J12076	8270C
Pyrene	**2600**	D10,J	9700	62	ug/kg dry	40.0	10/14/09 15:41	JLG	9J12076	8270C
2,4,6-Tribromophenol	*29 %*	*D10,Z6*	*Surr Limits: (39-146%)*				*10/14/09 15:41*	*JLG*	*9J12076*	*8270C*
2-Fluorobiphenyl	*68 %*	*D10*	*Surr Limits: (37-120%)*				*10/14/09 15:41*	*JLG*	*9J12076*	*8270C*
2-Fluorophenol	*43 %*	*D10*	*Surr Limits: (18-120%)*				*10/14/09 15:41*	*JLG*	*9J12076*	*8270C*
Nitrobenzene-d5	*58 %*	*D10*	*Surr Limits: (34-132%)*				*10/14/09 15:41*	*JLG*	*9J12076*	*8270C*
Phenol-d5	*54 %*	*D10*	*Surr Limits: (11-120%)*				*10/14/09 15:41*	*JLG*	*9J12076*	*8270C*
p-Terphenyl-d14	*59 %*	*D10*	*Surr Limits: (58-147%)*				*10/14/09 15:41*	*JLG*	*9J12076*	*8270C*
Polychlorinated Biphenyls by EPA Method 8082										
Aroclor 1016	ND		23	4.5	ug/kg dry	1.00	10/13/09 08:14	JxM	9J10009	8082
Aroclor 1221	ND		23	4.5	ug/kg dry	1.00	10/13/09 08:14	JxM	9J10009	8082
Aroclor 1232	ND		23	4.5	ug/kg dry	1.00	10/13/09 08:14	JxM	9J10009	8082
Aroclor 1242	ND		23	5.0	ug/kg dry	1.00	10/13/09 08:14	JxM	9J10009	8082
Aroclor 1248	**120**		23	4.6	ug/kg dry	1.00	10/13/09 08:14	JxM	9J10009	8082
Aroclor 1254	ND		23	4.9	ug/kg dry	1.00	10/13/09 08:14	JxM	9J10009	8082
Aroclor 1260	ND		23	4.9	ug/kg dry	1.00	10/13/09 08:14	JxM	9J10009	8082
Decachlorobiphenyl	*97 %*		*Surr Limits: (34-148%)*				*10/13/09 08:14*	*JxM*	*9J10009*	*8082*
Tetrachloro-m-xylene	*65 %*		*Surr Limits: (35-134%)*				*10/13/09 08:14*	*JxM*	*9J10009*	*8082*
Total Metals by SW 846 Series Methods										
Antimony	ND		21.8	NR	mg/kg dry	1.00	10/14/09 06:43	LMH	9J12050	6010B
Arsenic	**7.1**		2.9	NR	mg/kg dry	1.00	10/14/09 06:43	LMH	9J12050	6010B
Barium	**65.9**		0.725	NR	mg/kg dry	1.00	10/14/09 06:43	LMH	9J12050	6010B
Beryllium	ND		0.290	NR	mg/kg dry	1.00	10/14/09 06:43	LMH	9J12050	6010B
Cadmium	**4.95**		0.290	NR	mg/kg dry	1.00	10/14/09 06:43	LMH	9J12050	6010B
Calcium	**58300**		72.5	NR	mg/kg dry	1.00	10/14/09 06:43	LMH	9J12050	6010B
Chromium	**237**		0.725	NR	mg/kg dry	1.00	10/14/09 06:43	LMH	9J12050	6010B
Cobalt	**5.95**		0.725	NR	mg/kg dry	1.00	10/14/09 06:43	LMH	9J12050	6010B

Benchmark Environmental & Engineering Science
2558 Hamburg Turnpike, Suite 300
Lackawanna, NY 14218

SDG Number: RSJ0652

Project: Benchmark - Globe site
Project Number: TURN

Received: 10/09/09
Reported: 10/28/09 15:41

Analytical Report

Analyte	Sample Result	Data Qualifiers	RL	MDL	Units	Dil Fac	Date Analyzed	Lab Tech	Batch	Method
Client ID: SS-15 (RSJ0652-01 - Solid) - cont.						**Sampled: 10/07/09 13:35**		**Recvd: 10/09/09 11:30**		
Total Metals by SW 846 Series Methods - cont.										
Copper	**140**		1.5	NR	mg/kg dry	1.00	10/14/09 06:43	LMH	9J12050	6010B
Iron	**41100**		14.5	NR	mg/kg dry	1.00	10/14/09 06:43	LMH	9J12050	6010B
Lead	**75.7**		1.5	NR	mg/kg dry	1.00	10/14/09 06:43	LMH	9J12050	6010B
Manganese	**966**		0.3	NR	mg/kg dry	1.00	10/14/09 06:43	LMH	9J12050	6010B
Nickel	**171**		7.25	NR	mg/kg dry	1.00	10/14/09 06:43	LMH	9J12050	6010B
Selenium	ND		5.8	NR	mg/kg dry	1.00	10/14/09 06:43	LMH	9J12050	6010B
Silver	ND		0.725	NR	mg/kg dry	1.00	10/14/09 06:43	LMH	9J12050	6010B
Sodium	**265**		203	NR	mg/kg dry	1.00	10/14/09 06:43	LMH	9J12050	6010B
Thallium	ND		8.7	NR	mg/kg dry	1.00	10/14/09 06:43	LMH	9J12050	6010B
Vanadium	**7.54**		0.725	NR	mg/kg dry	1.00	10/14/09 06:43	LMH	9J12050	6010B
Zinc	**3500**	D08	14.5	NR	mg/kg dry	5.00	10/14/09 16:41	LMH	9J12050	6010B
Mercury	**0.0399**		0.0279	NR	mg/kg dry	1.00	10/14/09 19:47	MXM	9J13027	7471A
General Chemistry Parameters										
Percent Solids	**70**		0.010	NR	%	1.00	10/12/09 16:38	JR	9J12049	Dry Weight

Benchmark Environmental & Engineering Science
2558 Hamburg Turnpike, Suite 300
Lackawanna, NY 14218

SDG Number: RSJ0652

Project: Benchmark - Globe site
Project Number: TURN

Received: 10/09/09
Reported: 10/28/09 15:41

Analytical Report

Analyte	Sample Result	Data Qualifiers	RL	MDL	Units	Dil Fac	Date Analyzed	Lab Tech	Batch	Method
Client ID: SS-15 (RSJ0652-01RE1 - Solid)						**Sampled: 10/07/09 13:35**		**Recvd: 10/09/09 11:30**		
Total Metals by SW 846 Series Methods										
Aluminum	**2290**		13.9	NR	mg/kg dry	1.00	10/16/09 05:06	DAN	9J15016	6010B
Magnesium	**36300**		27.8	NR	mg/kg dry	1.00	10/16/09 05:06	DAN	9J15016	6010B
Potassium	**670**		41.7	NR	mg/kg dry	1.00	10/16/09 05:06	DAN	9J15016	6010B

Benchmark Environmental & Engineering Science
2558 Hamburg Turnpike, Suite 300
Lackawanna, NY 14218

SDG Number: RSJ0652

Project: Benchmark - Globe site
Project Number: TURN

Received: 10/09/09
Reported: 10/28/09 15:41

Analytical Report

Client ID: SS-16 (RSJ0652-02 - Solid) — **Sampled: 10/07/09 13:43** — **Recvd: 10/09/09 11:30**

Semivolatile Organics by GC/MS

Analyte	Sample Result	Data Qualifiers	RL	MDL	Units	Dil Fac	Date Analyzed	Lab Tech	Batch	Method
2,4,5-Trichlorophenol	ND	D10,M8	4500	980	ug/kg dry	20.0	10/14/09 16:05	JLG	9J12076	8270C
2,4,6-Trichlorophenol	ND	D10,M8	4500	300	ug/kg dry	20.0	10/14/09 16:05	JLG	9J12076	8270C
2,4-Dichlorophenol	ND	D10	4500	240	ug/kg dry	20.0	10/14/09 16:05	JLG	9J12076	8270C
2,4-Dimethylphenol	ND	D10	4500	1200	ug/kg dry	20.0	10/14/09 16:05	JLG	9J12076	8270C
2,4-Dinitrophenol	ND	D10,M8	8800	1600	ug/kg dry	20.0	10/14/09 16:05	JLG	9J12076	8270C
2,4-Dinitrotoluene	ND	D10	4500	700	ug/kg dry	20.0	10/14/09 16:05	JLG	9J12076	8270C
2,6-Dinitrotoluene	ND	D10	4500	1100	ug/kg dry	20.0	10/14/09 16:05	JLG	9J12076	8270C
2-Chloronaphthalene	ND	D10	4500	300	ug/kg dry	20.0	10/14/09 16:05	JLG	9J12076	8270C
2-Chlorophenol	ND	D10	4500	230	ug/kg dry	20.0	10/14/09 16:05	JLG	9J12076	8270C
2-Methylnaphthalene	ND	D10	4500	55	ug/kg dry	20.0	10/14/09 16:05	JLG	9J12076	8270C
2-Methylphenol	ND	D10	4500	140	ug/kg dry	20.0	10/14/09 16:05	JLG	9J12076	8270C
2-Nitroaniline	ND	D10,M8	8800	1400	ug/kg dry	20.0	10/14/09 16:05	JLG	9J12076	8270C
2-Nitrophenol	ND	D10	4500	210	ug/kg dry	20.0	10/14/09 16:05	JLG	9J12076	8270C
3,3'-Dichlorobenzidine	ND	D10,M8	4500	4000	ug/kg dry	20.0	10/14/09 16:05	JLG	9J12076	8270C
3-Nitroaniline	ND	D10,M8	8800	1000	ug/kg dry	20.0	10/14/09 16:05	JLG	9J12076	8270C
4,6-Dinitro-2-methylphenol	ND	D10	8800	1600	ug/kg dry	20.0	10/14/09 16:05	JLG	9J12076	8270C
4-Bromophenyl phenyl ether	ND	D10	4500	1400	ug/kg dry	20.0	10/14/09 16:05	JLG	9J12076	8270C
4-Chloro-3-methylphenol	ND	D10	4500	190	ug/kg dry	20.0	10/14/09 16:05	JLG	9J12076	8270C
4-Chloroaniline	ND	D10	4500	1300	ug/kg dry	20.0	10/14/09 16:05	JLG	9J12076	8270C
4-Chlorophenyl phenyl ether	ND	D10	4500	96	ug/kg dry	20.0	10/14/09 16:05	JLG	9J12076	8270C
4-Methylphenol	ND	D10	4500	250	ug/kg dry	20.0	10/14/09 16:05	JLG	9J12076	8270C
4-Nitroaniline	ND	D10,M8	8800	500	ug/kg dry	20.0	10/14/09 16:05	JLG	9J12076	8270C
4-Nitrophenol	ND	D10,M8	8800	1100	ug/kg dry	20.0	10/14/09 16:05	JLG	9J12076	8270C
Acenaphthene	ND	D10	4500	53	ug/kg dry	20.0	10/14/09 16:05	JLG	9J12076	8270C
Acenaphthylene	ND	D10	4500	37	ug/kg dry	20.0	10/14/09 16:05	JLG	9J12076	8270C
Acetophenone	ND	D10	4500	230	ug/kg dry	20.0	10/14/09 16:05	JLG	9J12076	8270C
Anthracene	ND	D10	4500	120	ug/kg dry	20.0	10/14/09 16:05	JLG	9J12076	8270C
Atrazine	ND	D10,M8	4500	200	ug/kg dry	20.0	10/14/09 16:05	JLG	9J12076	8270C
Benzaldehyde	ND	D10	4500	490	ug/kg dry	20.0	10/14/09 16:05	JLG	9J12076	8270C
Benzo(a)anthracene	**420**	D10,J	4500	78	ug/kg dry	20.0	10/14/09 16:05	JLG	9J12076	8270C
Benzo(a)pyrene	ND	D10	4500	110	ug/kg dry	20.0	10/14/09 16:05	JLG	9J12076	8270C
Benzo(b)fluoranthene	**660**	D10,J	4500	88	ug/kg dry	20.0	10/14/09 16:05	JLG	9J12076	8270C
Benzo(ghi)perylene	ND	D10	4500	54	ug/kg dry	20.0	10/14/09 16:05	JLG	9J12076	8270C
Benzo(k)fluoranthene	ND	D10	4500	50	ug/kg dry	20.0	10/14/09 16:05	JLG	9J12076	8270C
Biphenyl	ND	D10	4500	280	ug/kg dry	20.0	10/14/09 16:05	JLG	9J12076	8270C
Bis(2-chloroethoxy)methane	ND	D10,M8	4500	250	ug/kg dry	20.0	10/14/09 16:05	JLG	9J12076	8270C
Bis(2-chloroethyl)ether	ND	D10	4500	390	ug/kg dry	20.0	10/14/09 16:05	JLG	9J12076	8270C
2,2'-Oxybis(1-Chloropropane)	ND	D10	4500	470	ug/kg dry	20.0	10/14/09 16:05	JLG	9J12076	8270C
Bis(2-ethylhexyl) phthalate	ND	D10	4500	1500	ug/kg dry	20.0	10/14/09 16:05	JLG	9J12076	8270C
Butyl benzyl phthalate	ND	D10,M8	4500	1200	ug/kg dry	20.0	10/14/09 16:05	JLG	9J12076	8270C
Caprolactam	ND	D10	4500	2000	ug/kg dry	20.0	10/14/09 16:05	JLG	9J12076	8270C
Carbazole	ND	D10	4500	52	ug/kg dry	20.0	10/14/09 16:05	JLG	9J12076	8270C
Chrysene	**440**	D10,J	4500	45	ug/kg dry	20.0	10/14/09 16:05	JLG	9J12076	8270C
Dibenzo(a,h)anthracene	ND	D10	4500	53	ug/kg dry	20.0	10/14/09 16:05	JLG	9J12076	8270C
Dibenzofuran	ND	D10	4500	47	ug/kg dry	20.0	10/14/09 16:05	JLG	9J12076	8270C

Benchmark Environmental & Engineering Science
2558 Hamburg Turnpike, Suite 300
Lackawanna, NY 14218

SDG Number: RSJ0652

Project: Benchmark - Globe site
Project Number: TURN

Received: 10/09/09
Reported: 10/28/09 15:41

Analytical Report

Client ID: SS-16 (RSJ0652-02 - Solid) - cont. **Sampled: 10/07/09 13:43** **Recvd: 10/09/09 11:30**

Analyte	Sample Result	Data Qualifiers	RL	MDL	Units	Dil Fac	Date Analyzed	Lab Tech	Batch	Method
Semivolatile Organics by GC/MS - cont.										
Diethyl phthalate	ND	D10	4500	140	ug/kg dry	20.0	10/14/09 16:05	JLG	9J12076	8270C
Dimethyl phthalate	ND	D10	4500	120	ug/kg dry	20.0	10/14/09 16:05	JLG	9J12076	8270C
Di-n-butyl phthalate	ND	D10	4500	1600	ug/kg dry	20.0	10/14/09 16:05	JLG	9J12076	8270C
Di-n-octyl phthalate	ND	D10,M8	4500	110	ug/kg dry	20.0	10/14/09 16:05	JLG	9J12076	8270C
Fluoranthene	**590**	D10,J	4500	65	ug/kg dry	20.0	10/14/09 16:05	JLG	9J12076	8270C
Fluorene	ND	D10	4500	100	ug/kg dry	20.0	10/14/09 16:05	JLG	9J12076	8270C
Hexachlorobenzene	ND	D10	4500	220	ug/kg dry	20.0	10/14/09 16:05	JLG	9J12076	8270C
Hexachlorobutadiene	ND	D10	4500	230	ug/kg dry	20.0	10/14/09 16:05	JLG	9J12076	8270C
Hexachlorocyclopentadiene	ND	D10	4500	1400	ug/kg dry	20.0	10/14/09 16:05	JLG	9J12076	8270C
Hexachloroethane	ND	D10	4500	350	ug/kg dry	20.0	10/14/09 16:05	JLG	9J12076	8270C
Indeno(1,2,3-cd)pyrene	**220**	D10,J	4500	120	ug/kg dry	20.0	10/14/09 16:05	JLG	9J12076	8270C
Isophorone	ND	D10,M8	4500	230	ug/kg dry	20.0	10/14/09 16:05	JLG	9J12076	8270C
Naphthalene	ND	D10	4500	75	ug/kg dry	20.0	10/14/09 16:05	JLG	9J12076	8270C
Nitrobenzene	ND	D10	4500	200	ug/kg dry	20.0	10/14/09 16:05	JLG	9J12076	8270C
N-Nitrosodi-n-propylamine	ND	D10	4500	360	ug/kg dry	20.0	10/14/09 16:05	JLG	9J12076	8270C
N-Nitrosodiphenylamine	ND	D10	4500	250	ug/kg dry	20.0	10/14/09 16:05	JLG	9J12076	8270C
Pentachlorophenol	ND	D10,M8	8800	1500	ug/kg dry	20.0	10/14/09 16:05	JLG	9J12076	8270C
Phenanthrene	ND	D10	4500	95	ug/kg dry	20.0	10/14/09 16:05	JLG	9J12076	8270C
Phenol	ND	D10	4500	470	ug/kg dry	20.0	10/14/09 16:05	JLG	9J12076	8270C
Pyrene	**500**	D10,J	4500	29	ug/kg dry	20.0	10/14/09 16:05	JLG	9J12076	8270C
2,4,6-Tribromophenol	*46 %*	*D10*	*Surr Limits: (39-146%)*				*10/14/09 16:05*	*JLG*	*9J12076*	*8270C*
2-Fluorobiphenyl	*71 %*	*D10*	*Surr Limits: (37-120%)*				*10/14/09 16:05*	*JLG*	*9J12076*	*8270C*
2-Fluorophenol	*56 %*	*D10*	*Surr Limits: (18-120%)*				*10/14/09 16:05*	*JLG*	*9J12076*	*8270C*
Nitrobenzene-d5	*59 %*	*D10*	*Surr Limits: (34-132%)*				*10/14/09 16:05*	*JLG*	*9J12076*	*8270C*
Phenol-d5	*57 %*	*D10*	*Surr Limits: (11-120%)*				*10/14/09 16:05*	*JLG*	*9J12076*	*8270C*
p-Terphenyl-d14	*64 %*	*D10*	*Surr Limits: (58-147%)*				*10/14/09 16:05*	*JLG*	*9J12076*	*8270C*
Polychlorinated Biphenyls by EPA Method 8082										
Aroclor 1016	ND		22	4.3	ug/kg dry	1.00	10/13/09 08:29	JxM	9J10009	8082
Aroclor 1221	ND		22	4.3	ug/kg dry	1.00	10/13/09 08:29	JxM	9J10009	8082
Aroclor 1232	ND		22	4.3	ug/kg dry	1.00	10/13/09 08:29	JxM	9J10009	8082
Aroclor 1242	ND		22	4.8	ug/kg dry	1.00	10/13/09 08:29	JxM	9J10009	8082
Aroclor 1248	ND		22	4.3	ug/kg dry	1.00	10/13/09 08:29	JxM	9J10009	8082
Aroclor 1254	ND		22	4.6	ug/kg dry	1.00	10/13/09 08:29	JxM	9J10009	8082
Aroclor 1260	ND		22	4.6	ug/kg dry	1.00	10/13/09 08:29	JxM	9J10009	8082
Decachlorobiphenyl	*98 %*		*Surr Limits: (34-148%)*				*10/13/09 08:29*	*JxM*	*9J10009*	*8082*
Tetrachloro-m-xylene	*89 %*		*Surr Limits: (35-134%)*				*10/13/09 08:29*	*JxM*	*9J10009*	*8082*
Total Metals by SW 846 Series Methods										
Antimony	ND		20.2	NR	mg/kg dry	1.00	10/14/09 06:47	LMH	9J12050	6010B
Arsenic	**3.2**		2.7	NR	mg/kg dry	1.00	10/14/09 06:47	LMH	9J12050	6010B
Barium	**24.2**		0.672	NR	mg/kg dry	1.00	10/14/09 06:47	LMH	9J12050	6010B
Beryllium	ND		0.269	NR	mg/kg dry	1.00	10/14/09 06:47	LMH	9J12050	6010B
Cadmium	**0.474**		0.269	NR	mg/kg dry	1.00	10/14/09 06:47	LMH	9J12050	6010B
Calcium	**12400**		67.2	NR	mg/kg dry	1.00	10/14/09 06:47	LMH	9J12050	6010B
Chromium	**52.2**		0.672	NR	mg/kg dry	1.00	10/14/09 06:47	LMH	9J12050	6010B
Cobalt	**3.39**		0.672	NR	mg/kg dry	1.00	10/14/09 06:47	LMH	9J12050	6010B

Benchmark Environmental & Engineering Science
2558 Hamburg Turnpike, Suite 300
Lackawanna, NY 14218

SDG Number: RSJ0652

Project: Benchmark - Globe site
Project Number: TURN

Received: 10/09/09
Reported: 10/28/09 15:41

Analytical Report

Analyte	Sample Result	Data Qualifiers	RL	MDL	Units	Dil Fac	Date Analyzed	Lab Tech	Batch	Method
Client ID: SS-16 (RSJ0652-02 - Solid) - cont.						**Sampled: 10/07/09 13:43**		**Recvd: 10/09/09 11:30**		
Total Metals by SW 846 Series Methods - cont.										
Copper	**91.5**		1.3	NR	mg/kg dry	1.00	10/14/09 06:47	LMH	9J12050	6010B
Iron	**21700**		13.4	NR	mg/kg dry	1.00	10/14/09 06:47	LMH	9J12050	6010B
Lead	**49.9**		1.3	NR	mg/kg dry	1.00	10/14/09 06:47	LMH	9J12050	6010B
Manganese	**498**		0.3	NR	mg/kg dry	1.00	10/14/09 06:47	LMH	9J12050	6010B
Nickel	**54.3**		6.72	NR	mg/kg dry	1.00	10/14/09 06:47	LMH	9J12050	6010B
Selenium	ND		5.4	NR	mg/kg dry	1.00	10/14/09 06:47	LMH	9J12050	6010B
Silver	ND		0.672	NR	mg/kg dry	1.00	10/14/09 06:47	LMH	9J12050	6010B
Sodium	ND		188	NR	mg/kg dry	1.00	10/14/09 06:47	LMH	9J12050	6010B
Thallium	ND		8.1	NR	mg/kg dry	1.00	10/14/09 06:47	LMH	9J12050	6010B
Vanadium	**3.55**		0.672	NR	mg/kg dry	1.00	10/14/09 06:47	LMH	9J12050	6010B
Zinc	**108**		2.7	NR	mg/kg dry	1.00	10/14/09 06:47	LMH	9J12050	6010B
Mercury	ND		0.0280	NR	mg/kg dry	1.00	10/14/09 19:49	MXM	9J13027	7471A
General Chemistry Parameters										
Percent Solids	**74**		0.010	NR	%	1.00	10/12/09 16:40	JR	9J12049	Dry Weight

Benchmark Environmental & Engineering Science
2558 Hamburg Turnpike, Suite 300
Lackawanna, NY 14218

SDG Number: RSJ0652

Project: Benchmark - Globe site
Project Number: TURN

Received: 10/09/09
Reported: 10/28/09 15:41

Analytical Report

Analyte	Sample Result	Data Qualifiers	RL	MDL	Units	Dil Fac	Date Analyzed	Lab Tech	Batch	Method
Client ID: SS-16 (RSJ0652-02RE1 - Solid)						**Sampled: 10/07/09 13:43**		**Recvd: 10/09/09 11:30**		
Total Metals by SW 846 Series Methods										
Aluminum	**1460**		13.9	NR	mg/kg dry	1.00	10/16/09 05:24	DAN	9J15016	6010B
Magnesium	**20200**		27.7	NR	mg/kg dry	1.00	10/16/09 05:24	DAN	9J15016	6010B
Potassium	**175**		41.6	NR	mg/kg dry	1.00	10/16/09 05:24	DAN	9J15016	6010B

Benchmark Environmental & Engineering Science
2558 Hamburg Turnpike, Suite 300
Lackawanna, NY 14218

SDG Number: RSJ0652

Project: Benchmark - Globe site
Project Number: TURN

Received: 10/09/09
Reported: 10/28/09 15:41

Analytical Report

Client ID: SS-17 (RSJ0652-05 - Solid) — **Sampled: 10/07/09 13:55** — **Recvd: 10/09/09 11:30**

Semivolatile Organics by GC/MS

Analyte	Sample Result	Data Qualifiers	RL	MDL	Units	Dil Fac	Date Analyzed	Lab Tech	Batch	Method
2,4,5-Trichlorophenol	ND	D12	9800	2100	ug/kg dry	50.0	10/15/09 13:45	MKP	9J12076	8270C
2,4,6-Trichlorophenol	ND	D12	9800	640	ug/kg dry	50.0	10/15/09 13:45	MKP	9J12076	8270C
2,4-Dichlorophenol	ND	D12	9800	510	ug/kg dry	50.0	10/15/09 13:45	MKP	9J12076	8270C
2,4-Dimethylphenol	ND	D12	9800	2600	ug/kg dry	50.0	10/15/09 13:45	MKP	9J12076	8270C
2,4-Dinitrophenol	ND	D12	19000	3400	ug/kg dry	50.0	10/15/09 13:45	MKP	9J12076	8270C
2,4-Dinitrotoluene	ND	D12	9800	1500	ug/kg dry	50.0	10/15/09 13:45	MKP	9J12076	8270C
2,6-Dinitrotoluene	ND	D12	9800	2400	ug/kg dry	50.0	10/15/09 13:45	MKP	9J12076	8270C
2-Chloronaphthalene	ND	D12	9800	650	ug/kg dry	50.0	10/15/09 13:45	MKP	9J12076	8270C
2-Chlorophenol	ND	D12	9800	490	ug/kg dry	50.0	10/15/09 13:45	MKP	9J12076	8270C
2-Methylnaphthalene	ND	D12	9800	120	ug/kg dry	50.0	10/15/09 13:45	MKP	9J12076	8270C
2-Methylphenol	ND	D12	9800	300	ug/kg dry	50.0	10/15/09 13:45	MKP	9J12076	8270C
2-Nitroaniline	ND	D12	19000	3100	ug/kg dry	50.0	10/15/09 13:45	MKP	9J12076	8270C
2-Nitrophenol	ND	D12	9800	440	ug/kg dry	50.0	10/15/09 13:45	MKP	9J12076	8270C
3,3'-Dichlorobenzidine	ND	D12	9800	8500	ug/kg dry	50.0	10/15/09 13:45	MKP	9J12076	8270C
3-Nitroaniline	ND	D12	19000	2200	ug/kg dry	50.0	10/15/09 13:45	MKP	9J12076	8270C
4,6-Dinitro-2-methylphenol	ND	D12	19000	3300	ug/kg dry	50.0	10/15/09 13:45	MKP	9J12076	8270C
4-Bromophenyl phenyl ether	ND	D12	9800	3100	ug/kg dry	50.0	10/15/09 13:45	MKP	9J12076	8270C
4-Chloro-3-methylphenol	ND	D12	9800	400	ug/kg dry	50.0	10/15/09 13:45	MKP	9J12076	8270C
4-Chloroaniline	ND	D12	9800	2800	ug/kg dry	50.0	10/15/09 13:45	MKP	9J12076	8270C
4-Chlorophenyl phenyl ether	ND	D12	9800	210	ug/kg dry	50.0	10/15/09 13:45	MKP	9J12076	8270C
4-Methylphenol	ND	D12	9800	540	ug/kg dry	50.0	10/15/09 13:45	MKP	9J12076	8270C
4-Nitroaniline	ND	D12	19000	1100	ug/kg dry	50.0	10/15/09 13:45	MKP	9J12076	8270C
4-Nitrophenol	ND	D12	19000	2300	ug/kg dry	50.0	10/15/09 13:45	MKP	9J12076	8270C
Acenaphthene	ND	D12	9800	110	ug/kg dry	50.0	10/15/09 13:45	MKP	9J12076	8270C
Acenaphthylene	ND	D12	9800	79	ug/kg dry	50.0	10/15/09 13:45	MKP	9J12076	8270C
Acetophenone	ND	D12	9800	500	ug/kg dry	50.0	10/15/09 13:45	MKP	9J12076	8270C
Anthracene	ND	D12	9800	250	ug/kg dry	50.0	10/15/09 13:45	MKP	9J12076	8270C
Atrazine	ND	D12	9800	430	ug/kg dry	50.0	10/15/09 13:45	MKP	9J12076	8270C
Benzaldehyde	ND	D12	9800	1100	ug/kg dry	50.0	10/15/09 13:45	MKP	9J12076	8270C
Benzo(a)anthracene	ND	D12	9800	170	ug/kg dry	50.0	10/15/09 13:45	MKP	9J12076	8270C
Benzo(a)pyrene	ND	D12	9800	230	ug/kg dry	50.0	10/15/09 13:45	MKP	9J12076	8270C
Benzo(b)fluoranthene	ND	D12	9800	190	ug/kg dry	50.0	10/15/09 13:45	MKP	9J12076	8270C
Benzo(ghi)perylene	ND	D12	9800	120	ug/kg dry	50.0	10/15/09 13:45	MKP	9J12076	8270C
Benzo(k)fluoranthene	ND	D12	9800	110	ug/kg dry	50.0	10/15/09 13:45	MKP	9J12076	8270C
Biphenyl	ND	D12	9800	600	ug/kg dry	50.0	10/15/09 13:45	MKP	9J12076	8270C
Bis(2-chloroethoxy)methane	ND	D12	9800	530	ug/kg dry	50.0	10/15/09 13:45	MKP	9J12076	8270C
Bis(2-chloroethyl)ether	ND	D12	9800	840	ug/kg dry	50.0	10/15/09 13:45	MKP	9J12076	8270C
2,2'-Oxybis(1-Chloropropane)	ND	D12	9800	1000	ug/kg dry	50.0	10/15/09 13:45	MKP	9J12076	8270C
Bis(2-ethylhexyl) phthalate	ND	D12	9800	3100	ug/kg dry	50.0	10/15/09 13:45	MKP	9J12076	8270C
Butyl benzyl phthalate	ND	D12	9800	2600	ug/kg dry	50.0	10/15/09 13:45	MKP	9J12076	8270C
Caprolactam	ND	D12	9800	4200	ug/kg dry	50.0	10/15/09 13:45	MKP	9J12076	8270C
Carbazole	ND	D12	9800	110	ug/kg dry	50.0	10/15/09 13:45	MKP	9J12076	8270C
Chrysene	ND	D12	9800	97	ug/kg dry	50.0	10/15/09 13:45	MKP	9J12076	8270C
Dibenzo(a,h)anthracene	ND	D12	9800	110	ug/kg dry	50.0	10/15/09 13:45	MKP	9J12076	8270C
Dibenzofuran	ND	D12	9800	100	ug/kg dry	50.0	10/15/09 13:45	MKP	9J12076	8270C
Diethyl phthalate	ND	D12	9800	290	ug/kg dry	50.0	10/15/09 13:45	MKP	9J12076	8270C

Benchmark Environmental & Engineering Science
2558 Hamburg Turnpike, Suite 300
Lackawanna, NY 14218

SDG Number: RSJ0652

Project: Benchmark - Globe site
Project Number: TURN

Received: 10/09/09
Reported: 10/28/09 15:41

Analytical Report

Client ID: SS-17 (RSJ0652-05 - Solid) - cont. **Sampled: 10/07/09 13:55** **Recvd: 10/09/09 11:30**

Analyte	Sample Result	Data Qualifiers	RL	MDL	Units	Dil Fac	Date Analyzed	Lab Tech	Batch	Method
Semivolatile Organics by GC/MS - cont.										
Dimethyl phthalate	ND	D12	9800	250	ug/kg dry	50.0	10/15/09 13:45	MKP	9J12076	8270C
Di-n-butyl phthalate	ND	D12	9800	3400	ug/kg dry	50.0	10/15/09 13:45	MKP	9J12076	8270C
Di-n-octyl phthalate	ND	D12	9800	230	ug/kg dry	50.0	10/15/09 13:45	MKP	9J12076	8270C
Fluoranthene	ND	D12	9800	140	ug/kg dry	50.0	10/15/09 13:45	MKP	9J12076	8270C
Fluorene	ND	D12	9800	220	ug/kg dry	50.0	10/15/09 13:45	MKP	9J12076	8270C
Hexachlorobenzene	ND	D12	9800	480	ug/kg dry	50.0	10/15/09 13:45	MKP	9J12076	8270C
Hexachlorobutadiene	ND	D12	9800	500	ug/kg dry	50.0	10/15/09 13:45	MKP	9J12076	8270C
Hexachlorocyclopentadiene	ND	D12	9800	2900	ug/kg dry	50.0	10/15/09 13:45	MKP	9J12076	8270C
Hexachloroethane	ND	D12	9800	750	ug/kg dry	50.0	10/15/09 13:45	MKP	9J12076	8270C
Indeno(1,2,3-cd)pyrene	ND	D12	9800	270	ug/kg dry	50.0	10/15/09 13:45	MKP	9J12076	8270C
Isophorone	ND	D12	9800	480	ug/kg dry	50.0	10/15/09 13:45	MKP	9J12076	8270C
Naphthalene	ND	D12	9800	160	ug/kg dry	50.0	10/15/09 13:45	MKP	9J12076	8270C
Nitrobenzene	ND	D12	9800	430	ug/kg dry	50.0	10/15/09 13:45	MKP	9J12076	8270C
N-Nitrosodi-n-propylamine	ND	D12	9800	770	ug/kg dry	50.0	10/15/09 13:45	MKP	9J12076	8270C
N-Nitrosodiphenylamine	ND	D12	9800	530	ug/kg dry	50.0	10/15/09 13:45	MKP	9J12076	8270C
Pentachlorophenol	ND	D12	19000	3300	ug/kg dry	50.0	10/15/09 13:45	MKP	9J12076	8270C
Phenanthrene	ND	D12	9800	200	ug/kg dry	50.0	10/15/09 13:45	MKP	9J12076	8270C
Phenol	ND	D12	9800	1000	ug/kg dry	50.0	10/15/09 13:45	MKP	9J12076	8270C
Pyrene	ND	D12	9800	63	ug/kg dry	50.0	10/15/09 13:45	MKP	9J12076	8270C
2,4,6-Tribromophenol	*40 %*	*D12*	*Surr Limits: (39-146%)*				*10/15/09 13:45*	*MKP*	*9J12076*	*8270C*
2-Fluorobiphenyl	*90 %*	*D12*	*Surr Limits: (37-120%)*				*10/15/09 13:45*	*MKP*	*9J12076*	*8270C*
2-Fluorophenol	*67 %*	*D12*	*Surr Limits: (18-120%)*				*10/15/09 13:45*	*MKP*	*9J12076*	*8270C*
Nitrobenzene-d5	*80 %*	*D12*	*Surr Limits: (34-132%)*				*10/15/09 13:45*	*MKP*	*9J12076*	*8270C*
Phenol-d5	*74 %*	*D12*	*Surr Limits: (11-120%)*				*10/15/09 13:45*	*MKP*	*9J12076*	*8270C*
p-Terphenyl-d14	*77 %*	*D12*	*Surr Limits: (58-147%)*				*10/15/09 13:45*	*MKP*	*9J12076*	*8270C*
Polychlorinated Biphenyls by EPA Method 8082										
Aroclor 1016	ND	D08	39	7.6	ug/kg dry	2.00	10/13/09 08:44	JxM	9J10009	8082
Aroclor 1221	ND	D08	39	7.6	ug/kg dry	2.00	10/13/09 08:44	JxM	9J10009	8082
Aroclor 1232	ND	D08	39	7.6	ug/kg dry	2.00	10/13/09 08:44	JxM	9J10009	8082
Aroclor 1242	ND	D08	39	8.4	ug/kg dry	2.00	10/13/09 08:44	JxM	9J10009	8082
Aroclor 1248	ND	D08	39	7.6	ug/kg dry	2.00	10/13/09 08:44	JxM	9J10009	8082
Aroclor 1254	ND	D08	39	8.2	ug/kg dry	2.00	10/13/09 08:44	JxM	9J10009	8082
Aroclor 1260	ND	D08	39	8.2	ug/kg dry	2.00	10/13/09 08:44	JxM	9J10009	8082
Decachlorobiphenyl	*141 %*	*D08*	*Surr Limits: (34-148%)*				*10/13/09 08:44*	*JxM*	*9J10009*	*8082*
Tetrachloro-m-xylene	*85 %*	*D08*	*Surr Limits: (35-134%)*				*10/13/09 08:44*	*JxM*	*9J10009*	*8082*
Total Metals by SW 846 Series Methods										
Antimony	ND		17.5	NR	mg/kg dry	1.00	10/14/09 07:12	LMH	9J12050	6010B
Arsenic	**3.9**		2.3	NR	mg/kg dry	1.00	10/14/09 07:12	LMH	9J12050	6010B
Barium	**123**		0.584	NR	mg/kg dry	1.00	10/14/09 07:12	LMH	9J12050	6010B
Beryllium	ND		0.234	NR	mg/kg dry	1.00	10/14/09 07:12	LMH	9J12050	6010B
Cadmium	**1.22**		0.234	NR	mg/kg dry	1.00	10/14/09 07:12	LMH	9J12050	6010B
Calcium	**71100**	D08	292	NR	mg/kg dry	5.00	10/14/09 16:46	LMH	9J12050	6010B
Chromium	**107**		0.584	NR	mg/kg dry	1.00	10/14/09 07:12	LMH	9J12050	6010B
Cobalt	**4.96**		0.584	NR	mg/kg dry	1.00	10/14/09 07:12	LMH	9J12050	6010B
Copper	**33.0**		1.2	NR	mg/kg dry	1.00	10/14/09 07:12	LMH	9J12050	6010B

Benchmark Environmental & Engineering Science
2558 Hamburg Turnpike, Suite 300
Lackawanna, NY 14218

SDG Number: RSJ0652

Project: Benchmark - Globe site
Project Number: TURN

Received: 10/09/09
Reported: 10/28/09 15:41

Analytical Report

Client ID: SS-17 (RSJ0652-05 - Solid) - cont. **Sampled: 10/07/09 13:55** **Recvd: 10/09/09 11:30**

Analyte	Sample Result	Data Qualifiers	RL	MDL	Units	Dil Fac	Date Analyzed	Lab Tech	Batch	Method
Total Metals by SW 846 Series Methods - cont.										
Iron	**13800**		11.7	NR	mg/kg dry	1.00	10/14/09 07:12	LMH	9J12050	6010B
Lead	**126**		1.2	NR	mg/kg dry	1.00	10/14/09 07:12	LMH	9J12050	6010B
Manganese	**965**		0.2	NR	mg/kg dry	1.00	10/14/09 07:12	LMH	9J12050	6010B
Nickel	**57.3**		5.84	NR	mg/kg dry	1.00	10/14/09 07:12	LMH	9J12050	6010B
Selenium	ND		4.7	NR	mg/kg dry	1.00	10/14/09 07:12	LMH	9J12050	6010B
Silver	ND		0.584	NR	mg/kg dry	1.00	10/14/09 07:12	LMH	9J12050	6010B
Sodium	ND		164	NR	mg/kg dry	1.00	10/14/09 07:12	LMH	9J12050	6010B
Thallium	ND		7.0	NR	mg/kg dry	1.00	10/14/09 07:12	LMH	9J12050	6010B
Vanadium	**11.5**		0.584	NR	mg/kg dry	1.00	10/14/09 07:12	LMH	9J12050	6010B
Zinc	**538**		2.3	NR	mg/kg dry	1.00	10/14/09 07:12	LMH	9J12050	6010B
Mercury	ND		0.0233	NR	mg/kg dry	1.00	10/14/09 19:55	MXM	9J13027	7471A
General Chemistry Parameters										
Percent Solids	**85**		0.010	NR	%	1.00	10/12/09 16:42	JR	9J12049	Dry Weight

Benchmark Environmental & Engineering Science
2558 Hamburg Turnpike, Suite 300
Lackawanna, NY 14218

SDG Number: RSJ0652

Project: Benchmark - Globe site
Project Number: TURN

Received: 10/09/09
Reported: 10/28/09 15:41

Analytical Report

Analyte	Sample Result	Data Qualifiers	RL	MDL	Units	Dil Fac	Date Analyzed	Lab Tech	Batch	Method
Client ID: SS-17 (RSJ0652-05RE1 - Solid)						**Sampled: 10/07/09 13:55**		**Recvd: 10/09/09 11:30**		
Total Metals by SW 846 Series Methods										
Aluminum	**1600**		12.3	NR	mg/kg dry	1.00	10/16/09 05:49	DAN	9J15016	6010B
Magnesium	**24900**		24.5	NR	mg/kg dry	1.00	10/16/09 05:49	DAN	9J15016	6010B
Potassium	**477**		36.8	NR	mg/kg dry	1.00	10/16/09 05:49	DAN	9J15016	6010B

Benchmark Environmental & Engineering Science
2558 Hamburg Turnpike, Suite 300
Lackawanna, NY 14218

SDG Number: RSJ0652

Project: Benchmark - Globe site
Project Number: TURN

Received: 10/09/09
Reported: 10/28/09 15:41

Analytical Report

Client ID: SS-18 (RSJ0652-07 - Solid) — **Sampled: 10/07/09 14:10** — **Recvd: 10/09/09 11:30**

Semivolatile Organics by GC/MS

Analyte	Sample Result	Data Qualifiers	RL	MDL	Units	Dil Fac	Date Analyzed	Lab Tech	Batch	Method
2,4,5-Trichlorophenol	ND	D10	880	190	ug/kg dry	5.00	10/14/09 17:18	JLG	9J12076	8270C
2,4,6-Trichlorophenol	ND	D10	880	58	ug/kg dry	5.00	10/14/09 17:18	JLG	9J12076	8270C
2,4-Dichlorophenol	ND	D10	880	46	ug/kg dry	5.00	10/14/09 17:18	JLG	9J12076	8270C
2,4-Dimethylphenol	ND	D10	880	240	ug/kg dry	5.00	10/14/09 17:18	JLG	9J12076	8270C
2,4-Dinitrophenol	ND	D10	1700	310	ug/kg dry	5.00	10/14/09 17:18	JLG	9J12076	8270C
2,4-Dinitrotoluene	ND	D10	880	140	ug/kg dry	5.00	10/14/09 17:18	JLG	9J12076	8270C
2,6-Dinitrotoluene	ND	D10	880	210	ug/kg dry	5.00	10/14/09 17:18	JLG	9J12076	8270C
2-Chloronaphthalene	ND	D10	880	59	ug/kg dry	5.00	10/14/09 17:18	JLG	9J12076	8270C
2-Chlorophenol	ND	D10	880	44	ug/kg dry	5.00	10/14/09 17:18	JLG	9J12076	8270C
2-Methylnaphthalene	ND	D10	880	11	ug/kg dry	5.00	10/14/09 17:18	JLG	9J12076	8270C
2-Methylphenol	ND	D10	880	27	ug/kg dry	5.00	10/14/09 17:18	JLG	9J12076	8270C
2-Nitroaniline	ND	D10	1700	280	ug/kg dry	5.00	10/14/09 17:18	JLG	9J12076	8270C
2-Nitrophenol	ND	D10	880	40	ug/kg dry	5.00	10/14/09 17:18	JLG	9J12076	8270C
3,3'-Dichlorobenzidine	ND	D10	880	760	ug/kg dry	5.00	10/14/09 17:18	JLG	9J12076	8270C
3-Nitroaniline	ND	D10	1700	200	ug/kg dry	5.00	10/14/09 17:18	JLG	9J12076	8270C
4,6-Dinitro-2-methylphenol	ND	D10	1700	300	ug/kg dry	5.00	10/14/09 17:18	JLG	9J12076	8270C
4-Bromophenyl phenyl ether	ND	D10	880	280	ug/kg dry	5.00	10/14/09 17:18	JLG	9J12076	8270C
4-Chloro-3-methylphenol	ND	D10	880	36	ug/kg dry	5.00	10/14/09 17:18	JLG	9J12076	8270C
4-Chloroaniline	ND	D10	880	260	ug/kg dry	5.00	10/14/09 17:18	JLG	9J12076	8270C
4-Chlorophenyl phenyl ether	ND	D10	880	19	ug/kg dry	5.00	10/14/09 17:18	JLG	9J12076	8270C
4-Methylphenol	ND	D10	880	49	ug/kg dry	5.00	10/14/09 17:18	JLG	9J12076	8270C
4-Nitroaniline	ND	D10	1700	97	ug/kg dry	5.00	10/14/09 17:18	JLG	9J12076	8270C
4-Nitrophenol	ND	D10	1700	210	ug/kg dry	5.00	10/14/09 17:18	JLG	9J12076	8270C
Acenaphthene	ND	D10	880	10	ug/kg dry	5.00	10/14/09 17:18	JLG	9J12076	8270C
Acenaphthylene	ND	D10	880	7.1	ug/kg dry	5.00	10/14/09 17:18	JLG	9J12076	8270C
Acetophenone	ND	D10	880	45	ug/kg dry	5.00	10/14/09 17:18	JLG	9J12076	8270C
Anthracene	ND	D10	880	22	ug/kg dry	5.00	10/14/09 17:18	JLG	9J12076	8270C
Atrazine	ND	D10	880	39	ug/kg dry	5.00	10/14/09 17:18	JLG	9J12076	8270C
Benzaldehyde	ND	D10	880	96	ug/kg dry	5.00	10/14/09 17:18	JLG	9J12076	8270C
Benzo(a)anthracene	**160**	D10,J	880	15	ug/kg dry	5.00	10/14/09 17:18	JLG	9J12076	8270C
Benzo(a)pyrene	**190**	D10,J	880	21	ug/kg dry	5.00	10/14/09 17:18	JLG	9J12076	8270C
Benzo(b)fluoranthene	**270**	D10,J	880	17	ug/kg dry	5.00	10/14/09 17:18	JLG	9J12076	8270C
Benzo(ghi)perylene	**150**	D10,J	880	10	ug/kg dry	5.00	10/14/09 17:18	JLG	9J12076	8270C
Benzo(k)fluoranthene	**96**	D10,J	880	9.6	ug/kg dry	5.00	10/14/09 17:18	JLG	9J12076	8270C
Biphenyl	ND	D10	880	54	ug/kg dry	5.00	10/14/09 17:18	JLG	9J12076	8270C
Bis(2-chloroethoxy)methane	ND	D10	880	47	ug/kg dry	5.00	10/14/09 17:18	JLG	9J12076	8270C
Bis(2-chloroethyl)ether	ND	D10	880	75	ug/kg dry	5.00	10/14/09 17:18	JLG	9J12076	8270C
2,2'-Oxybis(1-Chloropropane)	ND	D10	880	91	ug/kg dry	5.00	10/14/09 17:18	JLG	9J12076	8270C
Bis(2-ethylhexyl) phthalate	ND	D10	880	280	ug/kg dry	5.00	10/14/09 17:18	JLG	9J12076	8270C
Butyl benzyl phthalate	ND	D10	880	230	ug/kg dry	5.00	10/14/09 17:18	JLG	9J12076	8270C
Caprolactam	ND	D10	880	380	ug/kg dry	5.00	10/14/09 17:18	JLG	9J12076	8270C
Carbazole	ND	D10	880	10	ug/kg dry	5.00	10/14/09 17:18	JLG	9J12076	8270C
Chrysene	**170**	D10,J	880	8.7	ug/kg dry	5.00	10/14/09 17:18	JLG	9J12076	8270C
Dibenzo(a,h)anthracene	ND	D10	880	10	ug/kg dry	5.00	10/14/09 17:18	JLG	9J12076	8270C
Dibenzofuran	ND	D10	880	9.1	ug/kg dry	5.00	10/14/09 17:18	JLG	9J12076	8270C

Benchmark Environmental & Engineering Science
2558 Hamburg Turnpike, Suite 300
Lackawanna, NY 14218

SDG Number: RSJ0652

Project: Benchmark - Globe site
Project Number: TURN

Received: 10/09/09
Reported: 10/28/09 15:41

Analytical Report

Client ID: SS-18 (RSJ0652-07 - Solid) - cont. **Sampled: 10/07/09 14:10** **Recvd: 10/09/09 11:30**

Analyte	Sample Result	Data Qualifiers	RL	MDL	Units	Dil Fac	Date Analyzed	Lab Tech	Batch	Method
Semivolatile Organics by GC/MS - cont.										
Diethyl phthalate	ND	D10	880	26	ug/kg dry	5.00	10/14/09 17:18	JLG	9J12076	8270C
Dimethyl phthalate	ND	D10	880	23	ug/kg dry	5.00	10/14/09 17:18	JLG	9J12076	8270C
Di-n-butyl phthalate	ND	D10	880	300	ug/kg dry	5.00	10/14/09 17:18	JLG	9J12076	8270C
Di-n-octyl phthalate	ND	D10	880	20	ug/kg dry	5.00	10/14/09 17:18	JLG	9J12076	8270C
Fluoranthene	**210**	D10,J	880	13	ug/kg dry	5.00	10/14/09 17:18	JLG	9J12076	8270C
Fluorene	ND	D10	880	20	ug/kg dry	5.00	10/14/09 17:18	JLG	9J12076	8270C
Hexachlorobenzene	ND	D10	880	43	ug/kg dry	5.00	10/14/09 17:18	JLG	9J12076	8270C
Hexachlorobutadiene	ND	D10	880	45	ug/kg dry	5.00	10/14/09 17:18	JLG	9J12076	8270C
Hexachlorocyclopentadiene	ND	D10	880	260	ug/kg dry	5.00	10/14/09 17:18	JLG	9J12076	8270C
Hexachloroethane	ND	D10	880	67	ug/kg dry	5.00	10/14/09 17:18	JLG	9J12076	8270C
Indeno(1,2,3-cd)pyrene	**120**	D10,J	880	24	ug/kg dry	5.00	10/14/09 17:18	JLG	9J12076	8270C
Isophorone	ND	D10	880	44	ug/kg dry	5.00	10/14/09 17:18	JLG	9J12076	8270C
Naphthalene	ND	D10	880	15	ug/kg dry	5.00	10/14/09 17:18	JLG	9J12076	8270C
Nitrobenzene	ND	D10	880	39	ug/kg dry	5.00	10/14/09 17:18	JLG	9J12076	8270C
N-Nitrosodi-n-propylamine	ND	D10	880	69	ug/kg dry	5.00	10/14/09 17:18	JLG	9J12076	8270C
N-Nitrosodiphenylamine	ND	D10	880	48	ug/kg dry	5.00	10/14/09 17:18	JLG	9J12076	8270C
Pentachlorophenol	ND	D10	1700	300	ug/kg dry	5.00	10/14/09 17:18	JLG	9J12076	8270C
Phenanthrene	**110**	D10,J	880	18	ug/kg dry	5.00	10/14/09 17:18	JLG	9J12076	8270C
Phenol	ND	D10	880	92	ug/kg dry	5.00	10/14/09 17:18	JLG	9J12076	8270C
Pyrene	**180**	D10,J	880	5.6	ug/kg dry	5.00	10/14/09 17:18	JLG	9J12076	8270C
2,4,6-Tribromophenol	*34 %*	*D10,Z6*	*Surr Limits: (39-146%)*				*10/14/09 17:18*	*JLG*	*9J12076*	*8270C*
2-Fluorobiphenyl	*49 %*	*D10*	*Surr Limits: (37-120%)*				*10/14/09 17:18*	*JLG*	*9J12076*	*8270C*
2-Fluorophenol	*38 %*	*D10*	*Surr Limits: (18-120%)*				*10/14/09 17:18*	*JLG*	*9J12076*	*8270C*
Nitrobenzene-d5	*42 %*	*D10*	*Surr Limits: (34-132%)*				*10/14/09 17:18*	*JLG*	*9J12076*	*8270C*
Phenol-d5	*42 %*	*D10*	*Surr Limits: (11-120%)*				*10/14/09 17:18*	*JLG*	*9J12076*	*8270C*
p-Terphenyl-d14	*45 %*	*D10,Z6*	*Surr Limits: (58-147%)*				*10/14/09 17:18*	*JLG*	*9J12076*	*8270C*
Polychlorinated Biphenyls by EPA Method 8082										
Aroclor 1016	ND		18	3.4	ug/kg dry	1.00	10/13/09 09:13	JxM	9J10009	8082
Aroclor 1221	ND		18	3.4	ug/kg dry	1.00	10/13/09 09:13	JxM	9J10009	8082
Aroclor 1232	ND		18	3.4	ug/kg dry	1.00	10/13/09 09:13	JxM	9J10009	8082
Aroclor 1242	ND		18	3.8	ug/kg dry	1.00	10/13/09 09:13	JxM	9J10009	8082
Aroclor 1248	ND		18	3.5	ug/kg dry	1.00	10/13/09 09:13	JxM	9J10009	8082
Aroclor 1254	ND		18	3.7	ug/kg dry	1.00	10/13/09 09:13	JxM	9J10009	8082
Aroclor 1260	ND		18	3.7	ug/kg dry	1.00	10/13/09 09:13	JxM	9J10009	8082
Decachlorobiphenyl	*103 %*		*Surr Limits: (34-148%)*				*10/13/09 09:13*	*JxM*	*9J10009*	*8082*
Tetrachloro-m-xylene	*89 %*		*Surr Limits: (35-134%)*				*10/13/09 09:13*	*JxM*	*9J10009*	*8082*
Total Metals by SW 846 Series Methods										
Antimony	ND		17.1	NR	mg/kg dry	1.00	10/14/09 07:22	LMH	9J12050	6010B
Arsenic	ND		2.3	NR	mg/kg dry	1.00	10/14/09 07:22	LMH	9J12050	6010B
Barium	**34.2**		0.569	NR	mg/kg dry	1.00	10/14/09 07:22	LMH	9J12050	6010B
Beryllium	**0.540**		0.228	NR	mg/kg dry	1.00	10/14/09 07:22	LMH	9J12050	6010B
Cadmium	**0.347**		0.228	NR	mg/kg dry	1.00	10/14/09 07:22	LMH	9J12050	6010B
Calcium	**4320**		56.9	NR	mg/kg dry	1.00	10/14/09 07:22	LMH	9J12050	6010B
Chromium	**13.9**		0.569	NR	mg/kg dry	1.00	10/14/09 07:22	LMH	9J12050	6010B
Cobalt	**1.09**		0.569	NR	mg/kg dry	1.00	10/14/09 07:22	LMH	9J12050	6010B

Benchmark Environmental & Engineering Science
2558 Hamburg Turnpike, Suite 300
Lackawanna, NY 14218

SDG Number: RSJ0652

Project: Benchmark - Globe site
Project Number: TURN

Received: 10/09/09
Reported: 10/28/09 15:41

Analytical Report

Analyte	Sample Result	Data Qualifiers	RL	MDL	Units	Dil Fac	Date Analyzed	Lab Tech	Batch	Method
Client ID: SS-18 (RSJ0652-07 - Solid) - cont.						**Sampled: 10/07/09 14:10**		**Recvd: 10/09/09 11:30**		
Total Metals by SW 846 Series Methods - cont.										
Copper	**9.9**		1.1	NR	mg/kg dry	1.00	10/14/09 07:22	LMH	9J12050	6010B
Iron	**1780**		11.4	NR	mg/kg dry	1.00	10/14/09 07:22	LMH	9J12050	6010B
Lead	**6.2**		1.1	NR	mg/kg dry	1.00	10/14/09 07:22	LMH	9J12050	6010B
Manganese	**44.7**		0.2	NR	mg/kg dry	1.00	10/14/09 07:22	LMH	9J12050	6010B
Nickel	**15.8**		5.69	NR	mg/kg dry	1.00	10/14/09 07:22	LMH	9J12050	6010B
Selenium	ND		4.6	NR	mg/kg dry	1.00	10/14/09 07:22	LMH	9J12050	6010B
Silver	**0.990**		0.569	NR	mg/kg dry	1.00	10/14/09 07:22	LMH	9J12050	6010B
Sodium	ND		159	NR	mg/kg dry	1.00	10/14/09 07:22	LMH	9J12050	6010B
Thallium	ND		6.8	NR	mg/kg dry	1.00	10/14/09 07:22	LMH	9J12050	6010B
Vanadium	**1.69**		0.569	NR	mg/kg dry	1.00	10/14/09 07:22	LMH	9J12050	6010B
Zinc	**175**		2.3	NR	mg/kg dry	1.00	10/14/09 07:22	LMH	9J12050	6010B
Mercury	ND		0.0206	NR	mg/kg dry	1.00	10/14/09 19:59	MXM	9J13027	7471A
General Chemistry Parameters										
Percent Solids	**94**		0.010	NR	%	1.00	10/12/09 16:46	JR	9J12049	Dry Weight

Benchmark Environmental & Engineering Science
2558 Hamburg Turnpike, Suite 300
Lackawanna, NY 14218

SDG Number: RSJ0652

Project: Benchmark - Globe site
Project Number: TURN

Received: 10/09/09
Reported: 10/28/09 15:41

Analytical Report

Analyte	Sample Result	Data Qualifiers	RL	MDL	Units	Dil Fac	Date Analyzed	Lab Tech	Batch	Method
Client ID: SS-18 (RSJ0652-07RE1 - Solid)						**Sampled: 10/07/09 14:10**		**Recvd: 10/09/09 11:30**		
Total Metals by SW 846 Series Methods										
Aluminum	**2150**		10.6	NR	mg/kg dry	1.00	10/16/09 05:59	DAN	9J15016	6010B
Magnesium	**785**		21.2	NR	mg/kg dry	1.00	10/16/09 05:59	DAN	9J15016	6010B
Potassium	**64.1**		31.7	NR	mg/kg dry	1.00	10/16/09 05:59	DAN	9J15016	6010B

Benchmark Environmental & Engineering Science
2558 Hamburg Turnpike, Suite 300
Lackawanna, NY 14218

SDG Number: RSJ0652

Project: Benchmark - Globe site
Project Number: TURN

Received: 10/09/09
Reported: 10/28/09 15:41

Analytical Report

Client ID: SS-19 (RSJ0652-08 - Solid) — **Sampled: 10/07/09 14:15** — **Recvd: 10/09/09 11:30**

Semivolatile Organics by GC/MS

Analyte	Sample Result	Data Qualifiers	RL	MDL	Units	Dil Fac	Date Analyzed	Lab Tech	Batch	Method
2,4,5-Trichlorophenol	ND		340	74	ug/kg dry	1.00	10/14/09 17:42	JLG	9J12076	8270C
2,4,6-Trichlorophenol	ND		340	22	ug/kg dry	1.00	10/14/09 17:42	JLG	9J12076	8270C
2,4-Dichlorophenol	ND		340	18	ug/kg dry	1.00	10/14/09 17:42	JLG	9J12076	8270C
2,4-Dimethylphenol	ND		340	91	ug/kg dry	1.00	10/14/09 17:42	JLG	9J12076	8270C
2,4-Dinitrophenol	ND		660	120	ug/kg dry	1.00	10/14/09 17:42	JLG	9J12076	8270C
2,4-Dinitrotoluene	ND		340	52	ug/kg dry	1.00	10/14/09 17:42	JLG	9J12076	8270C
2,6-Dinitrotoluene	ND		340	82	ug/kg dry	1.00	10/14/09 17:42	JLG	9J12076	8270C
2-Chloronaphthalene	ND		340	23	ug/kg dry	1.00	10/14/09 17:42	JLG	9J12076	8270C
2-Chlorophenol	ND		340	17	ug/kg dry	1.00	10/14/09 17:42	JLG	9J12076	8270C
2-Methylnaphthalene	**73**	J	340	4.1	ug/kg dry	1.00	10/14/09 17:42	JLG	9J12076	8270C
2-Methylphenol	ND		340	10	ug/kg dry	1.00	10/14/09 17:42	JLG	9J12076	8270C
2-Nitroaniline	ND		660	110	ug/kg dry	1.00	10/14/09 17:42	JLG	9J12076	8270C
2-Nitrophenol	ND		340	15	ug/kg dry	1.00	10/14/09 17:42	JLG	9J12076	8270C
3,3'-Dichlorobenzidine	ND		340	300	ug/kg dry	1.00	10/14/09 17:42	JLG	9J12076	8270C
3-Nitroaniline	ND		660	78	ug/kg dry	1.00	10/14/09 17:42	JLG	9J12076	8270C
4,6-Dinitro-2-methylphenol	ND		660	120	ug/kg dry	1.00	10/14/09 17:42	JLG	9J12076	8270C
4-Bromophenyl phenyl ether	ND		340	110	ug/kg dry	1.00	10/14/09 17:42	JLG	9J12076	8270C
4-Chloro-3-methylphenol	ND		340	14	ug/kg dry	1.00	10/14/09 17:42	JLG	9J12076	8270C
4-Chloroaniline	ND		340	99	ug/kg dry	1.00	10/14/09 17:42	JLG	9J12076	8270C
4-Chlorophenyl phenyl ether	ND		340	7.2	ug/kg dry	1.00	10/14/09 17:42	JLG	9J12076	8270C
4-Methylphenol	ND		340	19	ug/kg dry	1.00	10/14/09 17:42	JLG	9J12076	8270C
4-Nitroaniline	ND		660	38	ug/kg dry	1.00	10/14/09 17:42	JLG	9J12076	8270C
4-Nitrophenol	ND		660	82	ug/kg dry	1.00	10/14/09 17:42	JLG	9J12076	8270C
Acenaphthene	ND		340	4.0	ug/kg dry	1.00	10/14/09 17:42	JLG	9J12076	8270C
Acenaphthylene	ND		340	2.8	ug/kg dry	1.00	10/14/09 17:42	JLG	9J12076	8270C
Acetophenone	ND		340	17	ug/kg dry	1.00	10/14/09 17:42	JLG	9J12076	8270C
Anthracene	ND		340	8.6	ug/kg dry	1.00	10/14/09 17:42	JLG	9J12076	8270C
Atrazine	ND		340	15	ug/kg dry	1.00	10/14/09 17:42	JLG	9J12076	8270C
Benzaldehyde	ND		340	37	ug/kg dry	1.00	10/14/09 17:42	JLG	9J12076	8270C
Benzo(a)anthracene	ND		340	5.8	ug/kg dry	1.00	10/14/09 17:42	JLG	9J12076	8270C
Benzo(a)pyrene	ND		340	8.1	ug/kg dry	1.00	10/14/09 17:42	JLG	9J12076	8270C
Benzo(b)fluoranthene	ND		340	6.5	ug/kg dry	1.00	10/14/09 17:42	JLG	9J12076	8270C
Benzo(ghi)perylene	ND		340	4.0	ug/kg dry	1.00	10/14/09 17:42	JLG	9J12076	8270C
Benzo(k)fluoranthene	ND		340	3.7	ug/kg dry	1.00	10/14/09 17:42	JLG	9J12076	8270C
Biphenyl	ND		340	21	ug/kg dry	1.00	10/14/09 17:42	JLG	9J12076	8270C
Bis(2-chloroethoxy)methane	ND		340	18	ug/kg dry	1.00	10/14/09 17:42	JLG	9J12076	8270C
Bis(2-chloroethyl)ether	ND		340	29	ug/kg dry	1.00	10/14/09 17:42	JLG	9J12076	8270C
2,2'-Oxybis(1-Chloropropane)	ND		340	35	ug/kg dry	1.00	10/14/09 17:42	JLG	9J12076	8270C
Bis(2-ethylhexyl) phthalate	ND		340	110	ug/kg dry	1.00	10/14/09 17:42	JLG	9J12076	8270C
Butyl benzyl phthalate	ND		340	91	ug/kg dry	1.00	10/14/09 17:42	JLG	9J12076	8270C
Caprolactam	ND		340	150	ug/kg dry	1.00	10/14/09 17:42	JLG	9J12076	8270C
Carbazole	ND		340	3.9	ug/kg dry	1.00	10/14/09 17:42	JLG	9J12076	8270C
Chrysene	ND		340	3.4	ug/kg dry	1.00	10/14/09 17:42	JLG	9J12076	8270C
Dibenzo(a,h)anthracene	ND		340	4.0	ug/kg dry	1.00	10/14/09 17:42	JLG	9J12076	8270C
Dibenzofuran	ND		340	3.5	ug/kg dry	1.00	10/14/09 17:42	JLG	9J12076	8270C
Diethyl phthalate	ND		340	10	ug/kg dry	1.00	10/14/09 17:42	JLG	9J12076	8270C

Benchmark Environmental & Engineering Science
2558 Hamburg Turnpike, Suite 300
Lackawanna, NY 14218

SDG Number: RSJ0652

Project: Benchmark - Globe site
Project Number: TURN

Received: 10/09/09
Reported: 10/28/09 15:41

Analytical Report

Client ID: SS-19 (RSJ0652-08 - Solid) - cont. **Sampled: 10/07/09 14:15** **Recvd: 10/09/09 11:30**

Analyte	Sample Result	Data Qualifiers	RL	MDL	Units	Dil Fac	Date Analyzed	Lab Tech	Batch	Method
Semivolatile Organics by GC/MS - cont.										
Dimethyl phthalate	ND		340	8.8	ug/kg dry	1.00	10/14/09 17:42	JLG	9J12076	8270C
Di-n-butyl phthalate	ND		340	120	ug/kg dry	1.00	10/14/09 17:42	JLG	9J12076	8270C
Di-n-octyl phthalate	ND		340	7.9	ug/kg dry	1.00	10/14/09 17:42	JLG	9J12076	8270C
Fluoranthene	ND		340	4.9	ug/kg dry	1.00	10/14/09 17:42	JLG	9J12076	8270C
Fluorene	ND		340	7.8	ug/kg dry	1.00	10/14/09 17:42	JLG	9J12076	8270C
Hexachlorobenzene	ND		340	17	ug/kg dry	1.00	10/14/09 17:42	JLG	9J12076	8270C
Hexachlorobutadiene	ND		340	17	ug/kg dry	1.00	10/14/09 17:42	JLG	9J12076	8270C
Hexachlorocyclopentadiene	ND		340	100	ug/kg dry	1.00	10/14/09 17:42	JLG	9J12076	8270C
Hexachloroethane	ND		340	26	ug/kg dry	1.00	10/14/09 17:42	JLG	9J12076	8270C
Indeno(1,2,3-cd)pyrene	ND		340	9.3	ug/kg dry	1.00	10/14/09 17:42	JLG	9J12076	8270C
Isophorone	ND		340	17	ug/kg dry	1.00	10/14/09 17:42	JLG	9J12076	8270C
Naphthalene	ND		340	5.6	ug/kg dry	1.00	10/14/09 17:42	JLG	9J12076	8270C
Nitrobenzene	ND		340	15	ug/kg dry	1.00	10/14/09 17:42	JLG	9J12076	8270C
N-Nitrosodi-n-propylamine	ND		340	27	ug/kg dry	1.00	10/14/09 17:42	JLG	9J12076	8270C
N-Nitrosodiphenylamine	ND		340	18	ug/kg dry	1.00	10/14/09 17:42	JLG	9J12076	8270C
Pentachlorophenol	ND		660	120	ug/kg dry	1.00	10/14/09 17:42	JLG	9J12076	8270C
Phenanthrene	**40**	J	340	7.1	ug/kg dry	1.00	10/14/09 17:42	JLG	9J12076	8270C
Phenol	ND		340	35	ug/kg dry	1.00	10/14/09 17:42	JLG	9J12076	8270C
Pyrene	ND		340	2.2	ug/kg dry	1.00	10/14/09 17:42	JLG	9J12076	8270C
2,4,6-Tribromophenol	*86 %*		*Surr Limits: (39-146%)*				*10/14/09 17:42*	*JLG*	*9J12076*	*8270C*
2-Fluorobiphenyl	*83 %*		*Surr Limits: (37-120%)*				*10/14/09 17:42*	*JLG*	*9J12076*	*8270C*
2-Fluorophenol	*74 %*		*Surr Limits: (18-120%)*				*10/14/09 17:42*	*JLG*	*9J12076*	*8270C*
Nitrobenzene-d5	*82 %*		*Surr Limits: (34-132%)*				*10/14/09 17:42*	*JLG*	*9J12076*	*8270C*
Phenol-d5	*83 %*		*Surr Limits: (11-120%)*				*10/14/09 17:42*	*JLG*	*9J12076*	*8270C*
p-Terphenyl-d14	*78 %*		*Surr Limits: (58-147%)*				*10/14/09 17:42*	*JLG*	*9J12076*	*8270C*
Polychlorinated Biphenyls by EPA Method 8082										
Aroclor 1016	ND		34	6.5	ug/kg dry	1.00	10/13/09 09:58	JxM	9J10009	8082
Aroclor 1221	ND		34	6.5	ug/kg dry	1.00	10/13/09 09:58	JxM	9J10009	8082
Aroclor 1232	ND		34	6.5	ug/kg dry	1.00	10/13/09 09:58	JxM	9J10009	8082
Aroclor 1242	ND		34	7.3	ug/kg dry	1.00	10/13/09 09:58	JxM	9J10009	8082
Aroclor 1248	ND		34	6.6	ug/kg dry	1.00	10/13/09 09:58	JxM	9J10009	8082
Aroclor 1254	ND		34	7.1	ug/kg dry	1.00	10/13/09 09:58	JxM	9J10009	8082
Aroclor 1260	ND		34	7.1	ug/kg dry	1.00	10/13/09 09:58	JxM	9J10009	8082
Decachlorobiphenyl	*108 %*		*Surr Limits: (34-148%)*				*10/13/09 09:58*	*JxM*	*9J10009*	*8082*
Tetrachloro-m-xylene	*92 %*		*Surr Limits: (35-134%)*				*10/13/09 09:58*	*JxM*	*9J10009*	*8082*
Total Metals by SW 846 Series Methods										
Antimony	ND		32.0	NR	mg/kg dry	1.00	10/14/09 07:27	LMH	9J12050	6010B
Arsenic	ND		4.3	NR	mg/kg dry	1.00	10/14/09 07:27	LMH	9J12050	6010B
Barium	**17.2**		1.07	NR	mg/kg dry	1.00	10/14/09 07:27	LMH	9J12050	6010B
Beryllium	ND		0.426	NR	mg/kg dry	1.00	10/14/09 07:27	LMH	9J12050	6010B
Cadmium	ND		0.426	NR	mg/kg dry	1.00	10/14/09 07:27	LMH	9J12050	6010B
Calcium	**3570**		107	NR	mg/kg dry	1.00	10/14/09 07:27	LMH	9J12050	6010B
Chromium	**17.6**		1.07	NR	mg/kg dry	1.00	10/14/09 07:27	LMH	9J12050	6010B
Cobalt	ND		1.07	NR	mg/kg dry	1.00	10/14/09 07:27	LMH	9J12050	6010B
Copper	**9.7**		2.1	NR	mg/kg dry	1.00	10/14/09 07:27	LMH	9J12050	6010B

Benchmark Environmental & Engineering Science
2558 Hamburg Turnpike, Suite 300
Lackawanna, NY 14218

SDG Number: RSJ0652

Project: Benchmark - Globe site
Project Number: TURN

Received: 10/09/09
Reported: 10/28/09 15:41

Analytical Report

Analyte	Sample Result	Data Qualifiers	RL	MDL	Units	Dil Fac	Date Analyzed	Lab Tech	Batch	Method
Client ID: SS-19 (RSJ0652-08 - Solid) - cont.						**Sampled: 10/07/09 14:15**		**Recvd: 10/09/09 11:30**		
Total Metals by SW 846 Series Methods - cont.										
Iron	**1740**		21.3	NR	mg/kg dry	1.00	10/14/09 07:27	LMH	9J12050	6010B
Lead	**6.0**		2.1	NR	mg/kg dry	1.00	10/14/09 07:27	LMH	9J12050	6010B
Manganese	**52.6**		0.4	NR	mg/kg dry	1.00	10/14/09 07:27	LMH	9J12050	6010B
Nickel	**11.1**		10.7	NR	mg/kg dry	1.00	10/14/09 07:27	LMH	9J12050	6010B
Selenium	ND		8.5	NR	mg/kg dry	1.00	10/14/09 07:27	LMH	9J12050	6010B
Silver	ND		1.07	NR	mg/kg dry	1.00	10/14/09 07:27	LMH	9J12050	6010B
Sodium	ND		298	NR	mg/kg dry	1.00	10/14/09 07:27	LMH	9J12050	6010B
Thallium	ND		12.8	NR	mg/kg dry	1.00	10/14/09 07:27	LMH	9J12050	6010B
Vanadium	**1.13**		1.07	NR	mg/kg dry	1.00	10/14/09 07:27	LMH	9J12050	6010B
Zinc	**29.4**		4.3	NR	mg/kg dry	1.00	10/14/09 07:27	LMH	9J12050	6010B
Mercury	ND		0.0418	NR	mg/kg dry	1.00	10/14/09 20:00	MXM	9J13027	7471A
General Chemistry Parameters										
Percent Solids	**49**		0.010	NR	%	1.00	10/12/09 16:48	JR	9J12049	Dry Weight

Benchmark Environmental & Engineering Science
2558 Hamburg Turnpike, Suite 300
Lackawanna, NY 14218

SDG Number: RSJ0652

Project: Benchmark - Globe site
Project Number: TURN

Received: 10/09/09
Reported: 10/28/09 15:41

Analytical Report

Analyte	Sample Result	Data Qualifiers	RL	MDL	Units	Dil Fac	Date Analyzed	Lab Tech	Batch	Method
Client ID: SS-19 (RSJ0652-08RE1 - Solid)						**Sampled: 10/07/09 14:15**		**Recvd: 10/09/09 11:30**		
Total Metals by SW 846 Series Methods										
Aluminum	**243**		20.2	NR	mg/kg dry	1.00	10/16/09 06:04	DAN	9J15016	6010B
Magnesium	**342**		40.5	NR	mg/kg dry	1.00	10/16/09 06:04	DAN	9J15016	6010B
Potassium	**123**		60.7	NR	mg/kg dry	1.00	10/16/09 06:04	DAN	9J15016	6010B

Benchmark Environmental & Engineering Science
2558 Hamburg Turnpike, Suite 300
Lackawanna, NY 14218

SDG Number: RSJ0652

Project: Benchmark - Globe site
Project Number: TURN

Received: 10/09/09
Reported: 10/28/09 15:41

Analytical Report

Client ID: SS-20 (RSJ0652-09 - Solid) — **Sampled: 10/07/09 14:24** — **Recvd: 10/09/09 11:30**

Semivolatile Organics by GC/MS

Analyte	Sample Result	Data Qualifiers	RL	MDL	Units	Dil Fac	Date Analyzed	Lab Tech	Batch	Method
2,4,5-Trichlorophenol	ND	D10	3400	730	ug/kg dry	10.0	10/15/09 14:34	MKP	9J12076	8270C
2,4,6-Trichlorophenol	ND	D10	3400	220	ug/kg dry	10.0	10/15/09 14:34	MKP	9J12076	8270C
2,4-Dichlorophenol	ND	D10	3400	180	ug/kg dry	10.0	10/15/09 14:34	MKP	9J12076	8270C
2,4-Dimethylphenol	ND	D10	3400	900	ug/kg dry	10.0	10/15/09 14:34	MKP	9J12076	8270C
2,4-Dinitrophenol	ND	D10	6500	1200	ug/kg dry	10.0	10/15/09 14:34	MKP	9J12076	8270C
2,4-Dinitrotoluene	ND	D10	3400	520	ug/kg dry	10.0	10/15/09 14:34	MKP	9J12076	8270C
2,6-Dinitrotoluene	ND	D10	3400	820	ug/kg dry	10.0	10/15/09 14:34	MKP	9J12076	8270C
2-Chloronaphthalene	ND	D10	3400	220	ug/kg dry	10.0	10/15/09 14:34	MKP	9J12076	8270C
2-Chlorophenol	ND	D10	3400	170	ug/kg dry	10.0	10/15/09 14:34	MKP	9J12076	8270C
2-Methylnaphthalene	ND	D10	3400	40	ug/kg dry	10.0	10/15/09 14:34	MKP	9J12076	8270C
2-Methylphenol	ND	D10	3400	100	ug/kg dry	10.0	10/15/09 14:34	MKP	9J12076	8270C
2-Nitroaniline	ND	D10	6500	1100	ug/kg dry	10.0	10/15/09 14:34	MKP	9J12076	8270C
2-Nitrophenol	ND	D10	3400	150	ug/kg dry	10.0	10/15/09 14:34	MKP	9J12076	8270C
3,3'-Dichlorobenzidine	ND	D10	3400	2900	ug/kg dry	10.0	10/15/09 14:34	MKP	9J12076	8270C
3-Nitroaniline	ND	D10	6500	770	ug/kg dry	10.0	10/15/09 14:34	MKP	9J12076	8270C
4,6-Dinitro-2-methylphenol	ND	D10	6500	1200	ug/kg dry	10.0	10/15/09 14:34	MKP	9J12076	8270C
4-Bromophenyl phenyl ether	ND	D10	3400	1100	ug/kg dry	10.0	10/15/09 14:34	MKP	9J12076	8270C
4-Chloro-3-methylphenol	ND	D10	3400	140	ug/kg dry	10.0	10/15/09 14:34	MKP	9J12076	8270C
4-Chloroaniline	ND	D10	3400	980	ug/kg dry	10.0	10/15/09 14:34	MKP	9J12076	8270C
4-Chlorophenyl phenyl ether	ND	D10	3400	71	ug/kg dry	10.0	10/15/09 14:34	MKP	9J12076	8270C
4-Methylphenol	ND	D10	3400	190	ug/kg dry	10.0	10/15/09 14:34	MKP	9J12076	8270C
4-Nitroaniline	ND	D10	6500	370	ug/kg dry	10.0	10/15/09 14:34	MKP	9J12076	8270C
4-Nitrophenol	ND	D10	6500	810	ug/kg dry	10.0	10/15/09 14:34	MKP	9J12076	8270C
Acenaphthene	ND	D10	3400	39	ug/kg dry	10.0	10/15/09 14:34	MKP	9J12076	8270C
Acenaphthylene	ND	D10	3400	27	ug/kg dry	10.0	10/15/09 14:34	MKP	9J12076	8270C
Acetophenone	ND	D10	3400	170	ug/kg dry	10.0	10/15/09 14:34	MKP	9J12076	8270C
Anthracene	ND	D10	3400	85	ug/kg dry	10.0	10/15/09 14:34	MKP	9J12076	8270C
Atrazine	ND	D10	3400	150	ug/kg dry	10.0	10/15/09 14:34	MKP	9J12076	8270C
Benzaldehyde	ND	D10	3400	370	ug/kg dry	10.0	10/15/09 14:34	MKP	9J12076	8270C
Benzo(a)anthracene	**280**	D10,J	3400	58	ug/kg dry	10.0	10/15/09 14:34	MKP	9J12076	8270C
Benzo(a)pyrene	ND	D10	3400	80	ug/kg dry	10.0	10/15/09 14:34	MKP	9J12076	8270C
Benzo(b)fluoranthene	ND	D10	3400	65	ug/kg dry	10.0	10/15/09 14:34	MKP	9J12076	8270C
Benzo(ghi)perylene	ND	D10	3400	40	ug/kg dry	10.0	10/15/09 14:34	MKP	9J12076	8270C
Benzo(k)fluoranthene	ND	D10	3400	37	ug/kg dry	10.0	10/15/09 14:34	MKP	9J12076	8270C
Biphenyl	ND	D10	3400	210	ug/kg dry	10.0	10/15/09 14:34	MKP	9J12076	8270C
Bis(2-chloroethoxy)methane	ND	D10	3400	180	ug/kg dry	10.0	10/15/09 14:34	MKP	9J12076	8270C
Bis(2-chloroethyl)ether	ND	D10	3400	290	ug/kg dry	10.0	10/15/09 14:34	MKP	9J12076	8270C
2,2'-Oxybis(1-Chloropropane)	ND	D10	3400	350	ug/kg dry	10.0	10/15/09 14:34	MKP	9J12076	8270C
Bis(2-ethylhexyl) phthalate	ND	D10	3400	1100	ug/kg dry	10.0	10/15/09 14:34	MKP	9J12076	8270C
Butyl benzyl phthalate	ND	D10	3400	900	ug/kg dry	10.0	10/15/09 14:34	MKP	9J12076	8270C
Caprolactam	ND	D10	3400	1400	ug/kg dry	10.0	10/15/09 14:34	MKP	9J12076	8270C
Carbazole	ND	D10	3400	39	ug/kg dry	10.0	10/15/09 14:34	MKP	9J12076	8270C
Chrysene	**240**	D10,J	3400	33	ug/kg dry	10.0	10/15/09 14:34	MKP	9J12076	8270C
Dibenzo(a,h)anthracene	ND	D10	3400	39	ug/kg dry	10.0	10/15/09 14:34	MKP	9J12076	8270C
Dibenzofuran	ND	D10	3400	35	ug/kg dry	10.0	10/15/09 14:34	MKP	9J12076	8270C
Diethyl phthalate	ND	D10	3400	100	ug/kg dry	10.0	10/15/09 14:34	MKP	9J12076	8270C

Benchmark Environmental & Engineering Science
2558 Hamburg Turnpike, Suite 300
Lackawanna, NY 14218

SDG Number: RSJ0652

Project: Benchmark - Globe site
Project Number: TURN

Received: 10/09/09
Reported: 10/28/09 15:41

Analytical Report

Client ID: SS-20 (RSJ0652-09 - Solid) - cont. **Sampled: 10/07/09 14:24** **Recvd: 10/09/09 11:30**

Analyte	Sample Result	Data Qualifiers	RL	MDL	Units	Dil Fac	Date Analyzed	Lab Tech	Batch	Method
Semivolatile Organics by GC/MS - cont.										
Dimethyl phthalate	ND	D10	3400	87	ug/kg dry	10.0	10/15/09 14:34	MKP	9J12076	8270C
Di-n-butyl phthalate	ND	D10	3400	1200	ug/kg dry	10.0	10/15/09 14:34	MKP	9J12076	8270C
Di-n-octyl phthalate	ND	D10	3400	78	ug/kg dry	10.0	10/15/09 14:34	MKP	9J12076	8270C
Fluoranthene	**500**	D10,J	3400	48	ug/kg dry	10.0	10/15/09 14:34	MKP	9J12076	8270C
Fluorene	ND	D10	3400	77	ug/kg dry	10.0	10/15/09 14:34	MKP	9J12076	8270C
Hexachlorobenzene	ND	D10	3400	170	ug/kg dry	10.0	10/15/09 14:34	MKP	9J12076	8270C
Hexachlorobutadiene	ND	D10	3400	170	ug/kg dry	10.0	10/15/09 14:34	MKP	9J12076	8270C
Hexachlorocyclopentadiene	ND	D10	3400	1000	ug/kg dry	10.0	10/15/09 14:34	MKP	9J12076	8270C
Hexachloroethane	ND	D10	3400	260	ug/kg dry	10.0	10/15/09 14:34	MKP	9J12076	8270C
Indeno(1,2,3-cd)pyrene	ND	D10	3400	92	ug/kg dry	10.0	10/15/09 14:34	MKP	9J12076	8270C
Isophorone	ND	D10	3400	170	ug/kg dry	10.0	10/15/09 14:34	MKP	9J12076	8270C
Naphthalene	ND	D10	3400	56	ug/kg dry	10.0	10/15/09 14:34	MKP	9J12076	8270C
Nitrobenzene	ND	D10	3400	150	ug/kg dry	10.0	10/15/09 14:34	MKP	9J12076	8270C
N-Nitrosodi-n-propylamine	ND	D10	3400	260	ug/kg dry	10.0	10/15/09 14:34	MKP	9J12076	8270C
N-Nitrosodiphenylamine	ND	D10	3400	180	ug/kg dry	10.0	10/15/09 14:34	MKP	9J12076	8270C
Pentachlorophenol	ND	D10	6500	1100	ug/kg dry	10.0	10/15/09 14:34	MKP	9J12076	8270C
Phenanthrene	ND	D10	3400	70	ug/kg dry	10.0	10/15/09 14:34	MKP	9J12076	8270C
Phenol	ND	D10	3400	350	ug/kg dry	10.0	10/15/09 14:34	MKP	9J12076	8270C
Pyrene	**390**	D10,J	3400	22	ug/kg dry	10.0	10/15/09 14:34	MKP	9J12076	8270C
2,4,6-Tribromophenol	*55 %*	*D10*	*Surr Limits: (39-146%)*				*10/15/09 14:34*	*MKP*	*9J12076*	*8270C*
2-Fluorobiphenyl	*70 %*	*D10*	*Surr Limits: (37-120%)*				*10/15/09 14:34*	*MKP*	*9J12076*	*8270C*
2-Fluorophenol	*66 %*	*D10*	*Surr Limits: (18-120%)*				*10/15/09 14:34*	*MKP*	*9J12076*	*8270C*
Nitrobenzene-d5	*69 %*	*D10*	*Surr Limits: (34-132%)*				*10/15/09 14:34*	*MKP*	*9J12076*	*8270C*
Phenol-d5	*72 %*	*D10*	*Surr Limits: (11-120%)*				*10/15/09 14:34*	*MKP*	*9J12076*	*8270C*
p-Terphenyl-d14	*61 %*	*D10*	*Surr Limits: (58-147%)*				*10/15/09 14:34*	*MKP*	*9J12076*	*8270C*
Polychlorinated Biphenyls by EPA Method 8082										
Aroclor 1016	ND		33	6.4	ug/kg dry	1.00	10/13/09 10:13	JxM	9J10009	8082
Aroclor 1221	ND		33	6.4	ug/kg dry	1.00	10/13/09 10:13	JxM	9J10009	8082
Aroclor 1232	ND		33	6.4	ug/kg dry	1.00	10/13/09 10:13	JxM	9J10009	8082
Aroclor 1242	ND		33	7.1	ug/kg dry	1.00	10/13/09 10:13	JxM	9J10009	8082
Aroclor 1248	ND		33	6.4	ug/kg dry	1.00	10/13/09 10:13	JxM	9J10009	8082
Aroclor 1254	**13**	J	33	6.9	ug/kg dry	1.00	10/13/09 10:13	JxM	9J10009	8082
Aroclor 1260	ND		33	6.9	ug/kg dry	1.00	10/13/09 10:13	JxM	9J10009	8082
Decachlorobiphenyl	*114 %*		*Surr Limits: (34-148%)*				*10/13/09 10:13*	*JxM*	*9J10009*	*8082*
Tetrachloro-m-xylene	*91 %*		*Surr Limits: (35-134%)*				*10/13/09 10:13*	*JxM*	*9J10009*	*8082*
Total Metals by SW 846 Series Methods										
Antimony	**30.8**		30.5	NR	mg/kg dry	1.00	10/14/09 07:45	LMH	9J12050	6010B
Arsenic	ND		4.1	NR	mg/kg dry	1.00	10/14/09 07:45	LMH	9J12050	6010B
Barium	**42.4**		1.02	NR	mg/kg dry	1.00	10/14/09 07:45	LMH	9J12050	6010B
Beryllium	ND		0.406	NR	mg/kg dry	1.00	10/14/09 07:45	LMH	9J12050	6010B
Cadmium	**0.975**		0.406	NR	mg/kg dry	1.00	10/14/09 07:45	LMH	9J12050	6010B
Calcium	**12700**		102	NR	mg/kg dry	1.00	10/14/09 07:45	LMH	9J12050	6010B
Chromium	**1390**		1.02	NR	mg/kg dry	1.00	10/14/09 07:45	LMH	9J12050	6010B
Cobalt	**226**		1.02	NR	mg/kg dry	1.00	10/14/09 07:45	LMH	9J12050	6010B
Copper	**110**		2.0	NR	mg/kg dry	1.00	10/14/09 07:45	LMH	9J12050	6010B

Benchmark Environmental & Engineering Science
2558 Hamburg Turnpike, Suite 300
Lackawanna, NY 14218

SDG Number: RSJ0652

Project: Benchmark - Globe site
Project Number: TURN

Received: 10/09/09
Reported: 10/28/09 15:41

Analytical Report

Analyte	Sample Result	Data Qualifiers	RL	MDL	Units	Dil Fac	Date Analyzed	Lab Tech	Batch	Method
Client ID: SS-20 (RSJ0652-09 - Solid) - cont.						**Sampled: 10/07/09 14:24**		**Recvd: 10/09/09 11:30**		
Total Metals by SW 846 Series Methods - cont.										
Iron	**24700**		20.3	NR	mg/kg dry	1.00	10/14/09 07:45	LMH	9J12050	6010B
Lead	**32.5**		2.0	NR	mg/kg dry	1.00	10/14/09 07:45	LMH	9J12050	6010B
Manganese	**626**		0.4	NR	mg/kg dry	1.00	10/14/09 07:45	LMH	9J12050	6010B
Nickel	**2440**		10.2	NR	mg/kg dry	1.00	10/14/09 07:45	LMH	9J12050	6010B
Selenium	ND		8.1	NR	mg/kg dry	1.00	10/14/09 07:45	LMH	9J12050	6010B
Silver	ND		1.02	NR	mg/kg dry	1.00	10/14/09 07:45	LMH	9J12050	6010B
Sodium	ND		284	NR	mg/kg dry	1.00	10/14/09 07:45	LMH	9J12050	6010B
Thallium	ND		12.2	NR	mg/kg dry	1.00	10/14/09 07:45	LMH	9J12050	6010B
Vanadium	**28.4**		1.02	NR	mg/kg dry	1.00	10/14/09 07:45	LMH	9J12050	6010B
Zinc	**118**		4.1	NR	mg/kg dry	1.00	10/14/09 07:45	LMH	9J12050	6010B
Mercury	ND		0.0392	NR	mg/kg dry	1.00	10/14/09 20:02	MXM	9J13027	7471A
General Chemistry Parameters										
Percent Solids	**50**		0.010	NR	%	1.00	10/12/09 16:50	JR	9J12049	Dry Weight

TestAmerica
THE LEADER IN ENVIRONMENTAL TESTING

Benchmark Environmental & Engineering Science
2558 Hamburg Turnpike, Suite 300
Lackawanna, NY 14218

SDG Number: RSJ0652

Project: Benchmark - Globe site
Project Number: TURN

Received: 10/09/09
Reported: 10/28/09 15:41

Analytical Report

Analyte	Sample Result	Data Qualifiers	RL	MDL	Units	Dil Fac	Date Analyzed	Lab Tech	Batch	Method
Client ID: SS-20 (RSJ0652-09RE1 - Solid)						**Sampled: 10/07/09 14:24**		**Recvd: 10/09/09 11:30**		
Total Metals by SW 846 Series Methods										
Aluminum	**869**		22.0	NR	mg/kg dry	1.00	10/16/09 06:09	DAN	9J15016	6010B
Magnesium	**6140**		43.9	NR	mg/kg dry	1.00	10/16/09 06:09	DAN	9J15016	6010B
Potassium	**629**		65.9	NR	mg/kg dry	1.00	10/16/09 06:09	DAN	9J15016	6010B

Benchmark Environmental & Engineering Science
2558 Hamburg Turnpike, Suite 300
Lackawanna, NY 14218

SDG Number: RSJ0652

Project: Benchmark - Globe site
Project Number: TURN

Received: 10/09/09
Reported: 10/28/09 15:41

Analytical Report

Client ID: SS-21 (RSJ0652-10 - Solid) — **Sampled: 10/07/09 14:38** — **Recvd: 10/09/09 11:30**

Semivolatile Organics by GC/MS

Analyte	Sample Result	Data Qualifiers	RL	MDL	Units	Dil Fac	Date Analyzed	Lab Tech	Batch	Method
2,4,5-Trichlorophenol	ND	D12	9800	2100	ug/kg dry	50.0	10/15/09 14:58	MKP	9J12076	8270C
2,4,6-Trichlorophenol	ND	D12	9800	640	ug/kg dry	50.0	10/15/09 14:58	MKP	9J12076	8270C
2,4-Dichlorophenol	ND	D12	9800	510	ug/kg dry	50.0	10/15/09 14:58	MKP	9J12076	8270C
2,4-Dimethylphenol	ND	D12	9800	2600	ug/kg dry	50.0	10/15/09 14:58	MKP	9J12076	8270C
2,4-Dinitrophenol	ND	D12	19000	3400	ug/kg dry	50.0	10/15/09 14:58	MKP	9J12076	8270C
2,4-Dinitrotoluene	ND	D12	9800	1500	ug/kg dry	50.0	10/15/09 14:58	MKP	9J12076	8270C
2,6-Dinitrotoluene	ND	D12	9800	2400	ug/kg dry	50.0	10/15/09 14:58	MKP	9J12076	8270C
2-Chloronaphthalene	ND	D12	9800	650	ug/kg dry	50.0	10/15/09 14:58	MKP	9J12076	8270C
2-Chlorophenol	ND	D12	9800	500	ug/kg dry	50.0	10/15/09 14:58	MKP	9J12076	8270C
2-Methylnaphthalene	ND	D12	9800	120	ug/kg dry	50.0	10/15/09 14:58	MKP	9J12076	8270C
2-Methylphenol	ND	D12	9800	300	ug/kg dry	50.0	10/15/09 14:58	MKP	9J12076	8270C
2-Nitroaniline	ND	D12	19000	3100	ug/kg dry	50.0	10/15/09 14:58	MKP	9J12076	8270C
2-Nitrophenol	ND	D12	9800	440	ug/kg dry	50.0	10/15/09 14:58	MKP	9J12076	8270C
3,3'-Dichlorobenzidine	ND	D12	9800	8500	ug/kg dry	50.0	10/15/09 14:58	MKP	9J12076	8270C
3-Nitroaniline	ND	D12	19000	2200	ug/kg dry	50.0	10/15/09 14:58	MKP	9J12076	8270C
4,6-Dinitro-2-methylphenol	ND	D12	19000	3400	ug/kg dry	50.0	10/15/09 14:58	MKP	9J12076	8270C
4-Bromophenyl phenyl ether	ND	D12	9800	3100	ug/kg dry	50.0	10/15/09 14:58	MKP	9J12076	8270C
4-Chloro-3-methylphenol	ND	D12	9800	400	ug/kg dry	50.0	10/15/09 14:58	MKP	9J12076	8270C
4-Chloroaniline	ND	D12	9800	2900	ug/kg dry	50.0	10/15/09 14:58	MKP	9J12076	8270C
4-Chlorophenyl phenyl ether	ND	D12	9800	210	ug/kg dry	50.0	10/15/09 14:58	MKP	9J12076	8270C
4-Methylphenol	ND	D12	9800	540	ug/kg dry	50.0	10/15/09 14:58	MKP	9J12076	8270C
4-Nitroaniline	ND	D12	19000	1100	ug/kg dry	50.0	10/15/09 14:58	MKP	9J12076	8270C
4-Nitrophenol	ND	D12	19000	2400	ug/kg dry	50.0	10/15/09 14:58	MKP	9J12076	8270C
Acenaphthene	ND	D12	9800	110	ug/kg dry	50.0	10/15/09 14:58	MKP	9J12076	8270C
Acenaphthylene	ND	D12	9800	80	ug/kg dry	50.0	10/15/09 14:58	MKP	9J12076	8270C
Acetophenone	ND	D12	9800	500	ug/kg dry	50.0	10/15/09 14:58	MKP	9J12076	8270C
Anthracene	ND	D12	9800	250	ug/kg dry	50.0	10/15/09 14:58	MKP	9J12076	8270C
Atrazine	ND	D12	9800	430	ug/kg dry	50.0	10/15/09 14:58	MKP	9J12076	8270C
Benzaldehyde	ND	D12	9800	1100	ug/kg dry	50.0	10/15/09 14:58	MKP	9J12076	8270C
Benzo(a)anthracene	ND	D12	9800	170	ug/kg dry	50.0	10/15/09 14:58	MKP	9J12076	8270C
Benzo(a)pyrene	ND	D12	9800	230	ug/kg dry	50.0	10/15/09 14:58	MKP	9J12076	8270C
Benzo(b)fluoranthene	ND	D12	9800	190	ug/kg dry	50.0	10/15/09 14:58	MKP	9J12076	8270C
Benzo(ghi)perylene	ND	D12	9800	120	ug/kg dry	50.0	10/15/09 14:58	MKP	9J12076	8270C
Benzo(k)fluoranthene	ND	D12	9800	110	ug/kg dry	50.0	10/15/09 14:58	MKP	9J12076	8270C
Biphenyl	ND	D12	9800	610	ug/kg dry	50.0	10/15/09 14:58	MKP	9J12076	8270C
Bis(2-chloroethoxy)methane	ND	D12	9800	530	ug/kg dry	50.0	10/15/09 14:58	MKP	9J12076	8270C
Bis(2-chloroethyl)ether	ND	D12	9800	840	ug/kg dry	50.0	10/15/09 14:58	MKP	9J12076	8270C
2,2'-Oxybis(1-Chloropropane)	ND	D12	9800	1000	ug/kg dry	50.0	10/15/09 14:58	MKP	9J12076	8270C
Bis(2-ethylhexyl) phthalate	ND	D12	9800	3100	ug/kg dry	50.0	10/15/09 14:58	MKP	9J12076	8270C
Butyl benzyl phthalate	ND	D12	9800	2600	ug/kg dry	50.0	10/15/09 14:58	MKP	9J12076	8270C
Caprolactam	ND	D12	9800	4200	ug/kg dry	50.0	10/15/09 14:58	MKP	9J12076	8270C
Carbazole	ND	D12	9800	110	ug/kg dry	50.0	10/15/09 14:58	MKP	9J12076	8270C
Chrysene	ND	D12	9800	97	ug/kg dry	50.0	10/15/09 14:58	MKP	9J12076	8270C
Dibenzo(a,h)anthracene	ND	D12	9800	110	ug/kg dry	50.0	10/15/09 14:58	MKP	9J12076	8270C
Dibenzofuran	ND	D12	9800	100	ug/kg dry	50.0	10/15/09 14:58	MKP	9J12076	8270C
Diethyl phthalate	ND	D12	9800	290	ug/kg dry	50.0	10/15/09 14:58	MKP	9J12076	8270C

Benchmark Environmental & Engineering Science
2558 Hamburg Turnpike, Suite 300
Lackawanna, NY 14218

SDG Number: RSJ0652

Project: Benchmark - Globe site
Project Number: TURN

Received: 10/09/09
Reported: 10/28/09 15:41

Analytical Report

Client ID: SS-21 (RSJ0652-10 - Solid) - cont. **Sampled: 10/07/09 14:38** **Recvd: 10/09/09 11:30**

Analyte	Sample Result	Data Qualifiers	RL	MDL	Units	Dil Fac	Date Analyzed	Lab Tech	Batch	Method
Semivolatile Organics by GC/MS - cont.										
Dimethyl phthalate	ND	D12	9800	250	ug/kg dry	50.0	10/15/09 14:58	MKP	9J12076	8270C
Di-n-butyl phthalate	ND	D12	9800	3400	ug/kg dry	50.0	10/15/09 14:58	MKP	9J12076	8270C
Di-n-octyl phthalate	ND	D12	9800	230	ug/kg dry	50.0	10/15/09 14:58	MKP	9J12076	8270C
Fluoranthene	ND	D12	9800	140	ug/kg dry	50.0	10/15/09 14:58	MKP	9J12076	8270C
Fluorene	ND	D12	9800	220	ug/kg dry	50.0	10/15/09 14:58	MKP	9J12076	8270C
Hexachlorobenzene	ND	D12	9800	480	ug/kg dry	50.0	10/15/09 14:58	MKP	9J12076	8270C
Hexachlorobutadiene	ND	D12	9800	500	ug/kg dry	50.0	10/15/09 14:58	MKP	9J12076	8270C
Hexachlorocyclopentadiene	ND	D12	9800	2900	ug/kg dry	50.0	10/15/09 14:58	MKP	9J12076	8270C
Hexachloroethane	ND	D12	9800	750	ug/kg dry	50.0	10/15/09 14:58	MKP	9J12076	8270C
Indeno(1,2,3-cd)pyrene	ND	D12	9800	270	ug/kg dry	50.0	10/15/09 14:58	MKP	9J12076	8270C
Isophorone	ND	D12	9800	490	ug/kg dry	50.0	10/15/09 14:58	MKP	9J12076	8270C
Naphthalene	ND	D12	9800	160	ug/kg dry	50.0	10/15/09 14:58	MKP	9J12076	8270C
Nitrobenzene	ND	D12	9800	430	ug/kg dry	50.0	10/15/09 14:58	MKP	9J12076	8270C
N-Nitrosodi-n-propylamine	ND	D12	9800	770	ug/kg dry	50.0	10/15/09 14:58	MKP	9J12076	8270C
N-Nitrosodiphenylamine	ND	D12	9800	530	ug/kg dry	50.0	10/15/09 14:58	MKP	9J12076	8270C
Pentachlorophenol	ND	D12	19000	3300	ug/kg dry	50.0	10/15/09 14:58	MKP	9J12076	8270C
Phenanthrene	ND	D12	9800	200	ug/kg dry	50.0	10/15/09 14:58	MKP	9J12076	8270C
Phenol	ND	D12	9800	1000	ug/kg dry	50.0	10/15/09 14:58	MKP	9J12076	8270C
Pyrene	ND	D12	9800	63	ug/kg dry	50.0	10/15/09 14:58	MKP	9J12076	8270C
2,4,6-Tribromophenol	*17 %*	*D12,Z6*	*Surr Limits: (39-146%)*				*10/15/09 14:58*	*MKP*	*9J12076*	*8270C*
2-Fluorobiphenyl	*70 %*	*D12*	*Surr Limits: (37-120%)*				*10/15/09 14:58*	*MKP*	*9J12076*	*8270C*
2-Fluorophenol	*51 %*	*D12*	*Surr Limits: (18-120%)*				*10/15/09 14:58*	*MKP*	*9J12076*	*8270C*
Nitrobenzene-d5	*52 %*	*D12*	*Surr Limits: (34-132%)*				*10/15/09 14:58*	*MKP*	*9J12076*	*8270C*
Phenol-d5	*54 %*	*D12*	*Surr Limits: (11-120%)*				*10/15/09 14:58*	*MKP*	*9J12076*	*8270C*
p-Terphenyl-d14	*60 %*	*D12*	*Surr Limits: (58-147%)*				*10/15/09 14:58*	*MKP*	*9J12076*	*8270C*
Polychlorinated Biphenyls by EPA Method 8082										
Aroclor 1016	ND		19	3.7	ug/kg dry	1.00	10/13/09 10:27	JxM	9J10009	8082
Aroclor 1221	ND		19	3.7	ug/kg dry	1.00	10/13/09 10:27	JxM	9J10009	8082
Aroclor 1232	ND		19	3.7	ug/kg dry	1.00	10/13/09 10:27	JxM	9J10009	8082
Aroclor 1242	ND		19	4.1	ug/kg dry	1.00	10/13/09 10:27	JxM	9J10009	8082
Aroclor 1248	ND		19	3.7	ug/kg dry	1.00	10/13/09 10:27	JxM	9J10009	8082
Aroclor 1254	**25**		19	4.0	ug/kg dry	1.00	10/13/09 10:27	JxM	9J10009	8082
Aroclor 1260	ND		19	4.0	ug/kg dry	1.00	10/13/09 10:27	JxM	9J10009	8082
Decachlorobiphenyl	*83 %*		*Surr Limits: (34-148%)*				*10/13/09 10:27*	*JxM*	*9J10009*	*8082*
Tetrachloro-m-xylene	*79 %*		*Surr Limits: (35-134%)*				*10/13/09 10:27*	*JxM*	*9J10009*	*8082*
Total Metals by SW 846 Series Methods										
Antimony	ND		18.1	NR	mg/kg dry	1.00	10/14/09 07:50	LMH	9J12050	6010B
Arsenic	**8.2**		2.4	NR	mg/kg dry	1.00	10/14/09 07:50	LMH	9J12050	6010B
Barium	**83.2**		0.603	NR	mg/kg dry	1.00	10/14/09 07:50	LMH	9J12050	6010B
Beryllium	**0.322**		0.241	NR	mg/kg dry	1.00	10/14/09 07:50	LMH	9J12050	6010B
Cadmium	**1.06**		0.241	NR	mg/kg dry	1.00	10/14/09 07:50	LMH	9J12050	6010B
Calcium	**87000**	D08	301	NR	mg/kg dry	5.00	10/14/09 16:51	LMH	9J12050	6010B
Chromium	**190**		0.603	NR	mg/kg dry	1.00	10/14/09 07:50	LMH	9J12050	6010B
Cobalt	**7.29**		0.603	NR	mg/kg dry	1.00	10/14/09 07:50	LMH	9J12050	6010B
Copper	**130**		1.2	NR	mg/kg dry	1.00	10/14/09 07:50	LMH	9J12050	6010B

Benchmark Environmental & Engineering Science
2558 Hamburg Turnpike, Suite 300
Lackawanna, NY 14218

SDG Number: RSJ0652

Project: Benchmark - Globe site
Project Number: TURN

Received: 10/09/09
Reported: 10/28/09 15:41

Analytical Report

Analyte	Sample Result	Data Qualifiers	RL	MDL	Units	Dil Fac	Date Analyzed	Lab Tech	Batch	Method
Client ID: SS-21 (RSJ0652-10 - Solid) - cont.						**Sampled: 10/07/09 14:38**		**Recvd: 10/09/09 11:30**		
Total Metals by SW 846 Series Methods - cont.										
Iron	**27400**		12.1	NR	mg/kg dry	1.00	10/14/09 07:50	LMH	9J12050	6010B
Lead	**197**		1.2	NR	mg/kg dry	1.00	10/14/09 07:50	LMH	9J12050	6010B
Manganese	**1040**		0.2	NR	mg/kg dry	1.00	10/14/09 07:50	LMH	9J12050	6010B
Nickel	**133**		6.03	NR	mg/kg dry	1.00	10/14/09 07:50	LMH	9J12050	6010B
Selenium	ND		4.8	NR	mg/kg dry	1.00	10/14/09 07:50	LMH	9J12050	6010B
Silver	ND		0.603	NR	mg/kg dry	1.00	10/14/09 07:50	LMH	9J12050	6010B
Sodium	ND		169	NR	mg/kg dry	1.00	10/14/09 07:50	LMH	9J12050	6010B
Thallium	ND		7.2	NR	mg/kg dry	1.00	10/14/09 07:50	LMH	9J12050	6010B
Vanadium	**7.86**		0.603	NR	mg/kg dry	1.00	10/14/09 07:50	LMH	9J12050	6010B
Zinc	**594**		2.4	NR	mg/kg dry	1.00	10/14/09 07:50	LMH	9J12050	6010B
Mercury	**0.117**		0.0223	NR	mg/kg dry	1.00	10/14/09 20:08	MXM	9J13027	7471A
General Chemistry Parameters										
Percent Solids	**86**		0.010	NR	%	1.00	10/12/09 16:52	JR	9J12049	Dry Weight

Benchmark Environmental & Engineering Science
2558 Hamburg Turnpike, Suite 300
Lackawanna, NY 14218

SDG Number: RSJ0652

Project: Benchmark - Globe site
Project Number: TURN

Received: 10/09/09
Reported: 10/28/09 15:41

Analytical Report

Analyte	Sample Result	Data Qualifiers	RL	MDL	Units	Dil Fac	Date Analyzed	Lab Tech	Batch	Method
Client ID: SS-21 (RSJ0652-10RE1 - Solid)						**Sampled: 10/07/09 14:38**		**Recvd: 10/09/09 11:30**		
Total Metals by SW 846 Series Methods										
Aluminum	**1630**		11.5	NR	mg/kg dry	1.00	10/16/09 06:27	DAN	9J15016	6010B
Magnesium	**14600**		22.9	NR	mg/kg dry	1.00	10/16/09 06:27	DAN	9J15016	6010B
Potassium	**294**		34.4	NR	mg/kg dry	1.00	10/16/09 06:27	DAN	9J15016	6010B

Benchmark Environmental & Engineering Science
2558 Hamburg Turnpike, Suite 300
Lackawanna, NY 14218

SDG Number: RSJ0652

Project: Benchmark - Globe site
Project Number: TURN

Received: 10/09/09
Reported: 10/28/09 15:41

Analytical Report

Client ID: SS-22 (RSJ0652-11 - Solid) — **Sampled: 10/07/09 14:50** — **Recvd: 10/09/09 11:30**

Semivolatile Organics by GC/MS

Analyte	Sample Result	Data Qualifiers	RL	MDL	Units	Dil Fac	Date Analyzed	Lab Tech	Batch	Method
2,4,5-Trichlorophenol	ND	D12	3800	820	ug/kg dry	20.0	10/15/09 15:22	MKP	9J12076	8270C
2,4,6-Trichlorophenol	ND	D12	3800	250	ug/kg dry	20.0	10/15/09 15:22	MKP	9J12076	8270C
2,4-Dichlorophenol	ND	D12	3800	200	ug/kg dry	20.0	10/15/09 15:22	MKP	9J12076	8270C
2,4-Dimethylphenol	ND	D12	3800	1000	ug/kg dry	20.0	10/15/09 15:22	MKP	9J12076	8270C
2,4-Dinitrophenol	ND	D12	7400	1300	ug/kg dry	20.0	10/15/09 15:22	MKP	9J12076	8270C
2,4-Dinitrotoluene	ND	D12	3800	590	ug/kg dry	20.0	10/15/09 15:22	MKP	9J12076	8270C
2,6-Dinitrotoluene	ND	D12	3800	930	ug/kg dry	20.0	10/15/09 15:22	MKP	9J12076	8270C
2-Chloronaphthalene	ND	D12	3800	250	ug/kg dry	20.0	10/15/09 15:22	MKP	9J12076	8270C
2-Chlorophenol	ND	D12	3800	190	ug/kg dry	20.0	10/15/09 15:22	MKP	9J12076	8270C
2-Methylnaphthalene	**180**	D12,J	3800	46	ug/kg dry	20.0	10/15/09 15:22	MKP	9J12076	8270C
2-Methylphenol	ND	D12	3800	120	ug/kg dry	20.0	10/15/09 15:22	MKP	9J12076	8270C
2-Nitroaniline	ND	D12	7400	1200	ug/kg dry	20.0	10/15/09 15:22	MKP	9J12076	8270C
2-Nitrophenol	ND	D12	3800	170	ug/kg dry	20.0	10/15/09 15:22	MKP	9J12076	8270C
3,3'-Dichlorobenzidine	ND	D12	3800	3300	ug/kg dry	20.0	10/15/09 15:22	MKP	9J12076	8270C
3-Nitroaniline	ND	D12	7400	870	ug/kg dry	20.0	10/15/09 15:22	MKP	9J12076	8270C
4,6-Dinitro-2-methylphenol	ND	D12	7400	1300	ug/kg dry	20.0	10/15/09 15:22	MKP	9J12076	8270C
4-Bromophenyl phenyl ether	ND	D12	3800	1200	ug/kg dry	20.0	10/15/09 15:22	MKP	9J12076	8270C
4-Chloro-3-methylphenol	ND	D12	3800	160	ug/kg dry	20.0	10/15/09 15:22	MKP	9J12076	8270C
4-Chloroaniline	ND	D12	3800	1100	ug/kg dry	20.0	10/15/09 15:22	MKP	9J12076	8270C
4-Chlorophenyl phenyl ether	ND	D12	3800	81	ug/kg dry	20.0	10/15/09 15:22	MKP	9J12076	8270C
4-Methylphenol	ND	D12	3800	210	ug/kg dry	20.0	10/15/09 15:22	MKP	9J12076	8270C
4-Nitroaniline	ND	D12	7400	420	ug/kg dry	20.0	10/15/09 15:22	MKP	9J12076	8270C
4-Nitrophenol	ND	D12	7400	920	ug/kg dry	20.0	10/15/09 15:22	MKP	9J12076	8270C
Acenaphthene	ND	D12	3800	44	ug/kg dry	20.0	10/15/09 15:22	MKP	9J12076	8270C
Acenaphthylene	ND	D12	3800	31	ug/kg dry	20.0	10/15/09 15:22	MKP	9J12076	8270C
Acetophenone	ND	D12	3800	190	ug/kg dry	20.0	10/15/09 15:22	MKP	9J12076	8270C
Anthracene	ND	D12	3800	97	ug/kg dry	20.0	10/15/09 15:22	MKP	9J12076	8270C
Atrazine	ND	D12	3800	170	ug/kg dry	20.0	10/15/09 15:22	MKP	9J12076	8270C
Benzaldehyde	ND	D12	3800	410	ug/kg dry	20.0	10/15/09 15:22	MKP	9J12076	8270C
Benzo(a)anthracene	**310**	D12,J	3800	65	ug/kg dry	20.0	10/15/09 15:22	MKP	9J12076	8270C
Benzo(a)pyrene	ND	D12	3800	91	ug/kg dry	20.0	10/15/09 15:22	MKP	9J12076	8270C
Benzo(b)fluoranthene	**400**	D12,J	3800	73	ug/kg dry	20.0	10/15/09 15:22	MKP	9J12076	8270C
Benzo(ghi)perylene	**280**	D12,J	3800	45	ug/kg dry	20.0	10/15/09 15:22	MKP	9J12076	8270C
Benzo(k)fluoranthene	ND	D12	3800	42	ug/kg dry	20.0	10/15/09 15:22	MKP	9J12076	8270C
Biphenyl	ND	D12	3800	240	ug/kg dry	20.0	10/15/09 15:22	MKP	9J12076	8270C
Bis(2-chloroethoxy)methane	ND	D12	3800	210	ug/kg dry	20.0	10/15/09 15:22	MKP	9J12076	8270C
Bis(2-chloroethyl)ether	ND	D12	3800	330	ug/kg dry	20.0	10/15/09 15:22	MKP	9J12076	8270C
2,2'-Oxybis(1-Chloropropane)	ND	D12	3800	400	ug/kg dry	20.0	10/15/09 15:22	MKP	9J12076	8270C
Bis(2-ethylhexyl) phthalate	ND	D12	3800	1200	ug/kg dry	20.0	10/15/09 15:22	MKP	9J12076	8270C
Butyl benzyl phthalate	ND	D12	3800	1000	ug/kg dry	20.0	10/15/09 15:22	MKP	9J12076	8270C
Caprolactam	ND	D12	3800	1600	ug/kg dry	20.0	10/15/09 15:22	MKP	9J12076	8270C
Carbazole	ND	D12	3800	44	ug/kg dry	20.0	10/15/09 15:22	MKP	9J12076	8270C
Chrysene	**280**	D12,J	3800	38	ug/kg dry	20.0	10/15/09 15:22	MKP	9J12076	8270C
Dibenzo(a,h)anthracene	ND	D12	3800	44	ug/kg dry	20.0	10/15/09 15:22	MKP	9J12076	8270C
Dibenzofuran	ND	D12	3800	39	ug/kg dry	20.0	10/15/09 15:22	MKP	9J12076	8270C

Benchmark Environmental & Engineering Science
2558 Hamburg Turnpike, Suite 300
Lackawanna, NY 14218

SDG Number: RSJ0652

Project: Benchmark - Globe site
Project Number: TURN

Received: 10/09/09
Reported: 10/28/09 15:41

Analytical Report

Client ID: SS-22 (RSJ0652-11 - Solid) - cont. **Sampled: 10/07/09 14:50** **Recvd: 10/09/09 11:30**

Analyte	Sample Result	Data Qualifiers	RL	MDL	Units	Dil Fac	Date Analyzed	Lab Tech	Batch	Method
Semivolatile Organics by GC/MS - cont.										
Diethyl phthalate	ND	D12	3800	110	ug/kg dry	20.0	10/15/09 15:22	MKP	9J12076	8270C
Dimethyl phthalate	ND	D12	3800	99	ug/kg dry	20.0	10/15/09 15:22	MKP	9J12076	8270C
Di-n-butyl phthalate	ND	D12	3800	1300	ug/kg dry	20.0	10/15/09 15:22	MKP	9J12076	8270C
Di-n-octyl phthalate	ND	D12	3800	88	ug/kg dry	20.0	10/15/09 15:22	MKP	9J12076	8270C
Fluoranthene	**370**	D12,J	3800	55	ug/kg dry	20.0	10/15/09 15:22	MKP	9J12076	8270C
Fluorene	ND	D12	3800	87	ug/kg dry	20.0	10/15/09 15:22	MKP	9J12076	8270C
Hexachlorobenzene	ND	D12	3800	190	ug/kg dry	20.0	10/15/09 15:22	MKP	9J12076	8270C
Hexachlorobutadiene	ND	D12	3800	190	ug/kg dry	20.0	10/15/09 15:22	MKP	9J12076	8270C
Hexachlorocyclopentadiene	ND	D12	3800	1100	ug/kg dry	20.0	10/15/09 15:22	MKP	9J12076	8270C
Hexachloroethane	ND	D12	3800	290	ug/kg dry	20.0	10/15/09 15:22	MKP	9J12076	8270C
Indeno(1,2,3-cd)pyrene	ND	D12	3800	100	ug/kg dry	20.0	10/15/09 15:22	MKP	9J12076	8270C
Isophorone	ND	D12	3800	190	ug/kg dry	20.0	10/15/09 15:22	MKP	9J12076	8270C
Naphthalene	ND	D12	3800	63	ug/kg dry	20.0	10/15/09 15:22	MKP	9J12076	8270C
Nitrobenzene	ND	D12	3800	170	ug/kg dry	20.0	10/15/09 15:22	MKP	9J12076	8270C
N-Nitrosodi-n-propylamine	ND	D12	3800	300	ug/kg dry	20.0	10/15/09 15:22	MKP	9J12076	8270C
N-Nitrosodiphenylamine	ND	D12	3800	210	ug/kg dry	20.0	10/15/09 15:22	MKP	9J12076	8270C
Pentachlorophenol	ND	D12	7400	1300	ug/kg dry	20.0	10/15/09 15:22	MKP	9J12076	8270C
Phenanthrene	ND	D12	3800	79	ug/kg dry	20.0	10/15/09 15:22	MKP	9J12076	8270C
Phenol	ND	D12	3800	400	ug/kg dry	20.0	10/15/09 15:22	MKP	9J12076	8270C
Pyrene	**310**	D12,J	3800	24	ug/kg dry	20.0	10/15/09 15:22	MKP	9J12076	8270C
2,4,6-Tribromophenol	*37 %*	*D12,Z6*	*Surr Limits: (39-146%)*				*10/15/09 15:22*	*MKP*	*9J12076*	*8270C*
2-Fluorobiphenyl	*66 %*	*D12*	*Surr Limits: (37-120%)*				*10/15/09 15:22*	*MKP*	*9J12076*	*8270C*
2-Fluorophenol	*49 %*	*D12*	*Surr Limits: (18-120%)*				*10/15/09 15:22*	*MKP*	*9J12076*	*8270C*
Nitrobenzene-d5	*57 %*	*D12*	*Surr Limits: (34-132%)*				*10/15/09 15:22*	*MKP*	*9J12076*	*8270C*
Phenol-d5	*57 %*	*D12*	*Surr Limits: (11-120%)*				*10/15/09 15:22*	*MKP*	*9J12076*	*8270C*
p-Terphenyl-d14	*61 %*	*D12*	*Surr Limits: (58-147%)*				*10/15/09 15:22*	*MKP*	*9J12076*	*8270C*
Polychlorinated Biphenyls by EPA Method 8082										
Aroclor 1016	ND		19	3.6	ug/kg dry	1.00	10/13/09 10:42	JxM	9J10009	8082
Aroclor 1221	ND		19	3.6	ug/kg dry	1.00	10/13/09 10:42	JxM	9J10009	8082
Aroclor 1232	ND		19	3.6	ug/kg dry	1.00	10/13/09 10:42	JxM	9J10009	8082
Aroclor 1242	ND		19	4.0	ug/kg dry	1.00	10/13/09 10:42	JxM	9J10009	8082
Aroclor 1248	ND		19	3.6	ug/kg dry	1.00	10/13/09 10:42	JxM	9J10009	8082
Aroclor 1254	**83**		19	3.9	ug/kg dry	1.00	10/13/09 10:42	JxM	9J10009	8082
Aroclor 1260	ND		19	3.9	ug/kg dry	1.00	10/13/09 10:42	JxM	9J10009	8082
Decachlorobiphenyl	*78 %*		*Surr Limits: (34-148%)*				*10/13/09 10:42*	*JxM*	*9J10009*	*8082*
Tetrachloro-m-xylene	*81 %*		*Surr Limits: (35-134%)*				*10/13/09 10:42*	*JxM*	*9J10009*	*8082*
Total Metals by SW 846 Series Methods										
Antimony	ND		17.5	NR	mg/kg dry	1.00	10/14/09 07:57	LMH	9J12050	6010B
Arsenic	**8.5**		2.3	NR	mg/kg dry	1.00	10/14/09 07:57	LMH	9J12050	6010B
Barium	**120**		0.584	NR	mg/kg dry	1.00	10/14/09 07:57	LMH	9J12050	6010B
Beryllium	**1.18**		0.234	NR	mg/kg dry	1.00	10/14/09 07:57	LMH	9J12050	6010B
Cadmium	**1.24**		0.234	NR	mg/kg dry	1.00	10/14/09 07:57	LMH	9J12050	6010B
Calcium	**87300**	D08	292	NR	mg/kg dry	5.00	10/14/09 17:09	LMH	9J12050	6010B
Chromium	**234**		0.584	NR	mg/kg dry	1.00	10/14/09 07:57	LMH	9J12050	6010B
Cobalt	**12.4**		0.584	NR	mg/kg dry	1.00	10/14/09 07:57	LMH	9J12050	6010B

Benchmark Environmental & Engineering Science
2558 Hamburg Turnpike, Suite 300
Lackawanna, NY 14218

SDG Number: RSJ0652

Project: Benchmark - Globe site
Project Number: TURN

Received: 10/09/09
Reported: 10/28/09 15:41

Analytical Report

Analyte	Sample Result	Data Qualifiers	RL	MDL	Units	Dil Fac	Date Analyzed	Lab Tech	Batch	Method
Client ID: SS-22 (RSJ0652-11 - Solid) - cont.						**Sampled: 10/07/09 14:50**		**Recvd: 10/09/09 11:30**		
Total Metals by SW 846 Series Methods - cont.										
Copper	**129**		1.2	NR	mg/kg dry	1.00	10/14/09 07:57	LMH	9J12050	6010B
Iron	**41900**		11.7	NR	mg/kg dry	1.00	10/14/09 07:57	LMH	9J12050	6010B
Lead	**172**		1.2	NR	mg/kg dry	1.00	10/14/09 07:57	LMH	9J12050	6010B
Manganese	**886**		0.2	NR	mg/kg dry	1.00	10/14/09 07:57	LMH	9J12050	6010B
Nickel	**143**		5.84	NR	mg/kg dry	1.00	10/14/09 07:57	LMH	9J12050	6010B
Selenium	ND		4.7	NR	mg/kg dry	1.00	10/14/09 07:57	LMH	9J12050	6010B
Silver	ND		0.584	NR	mg/kg dry	1.00	10/14/09 07:57	LMH	9J12050	6010B
Sodium	ND		164	NR	mg/kg dry	1.00	10/14/09 07:57	LMH	9J12050	6010B
Thallium	ND		7.0	NR	mg/kg dry	1.00	10/14/09 07:57	LMH	9J12050	6010B
Vanadium	**9.94**		0.584	NR	mg/kg dry	1.00	10/14/09 07:57	LMH	9J12050	6010B
Zinc	**542**		2.3	NR	mg/kg dry	1.00	10/14/09 07:57	LMH	9J12050	6010B
Mercury	ND		0.0222	NR	mg/kg dry	1.00	10/14/09 20:09	MXM	9J13027	7471A
General Chemistry Parameters										
Percent Solids	**89**		0.010	NR	%	1.00	10/12/09 16:54	JR	9J12049	Dry Weight

Benchmark Environmental & Engineering Science
2558 Hamburg Turnpike, Suite 300
Lackawanna, NY 14218

SDG Number: RSJ0652

Project: Benchmark - Globe site
Project Number: TURN

Received: 10/09/09
Reported: 10/28/09 15:41

Analytical Report

Analyte	Sample Result	Data Qualifiers	RL	MDL	Units	Dil Fac	Date Analyzed	Lab Tech	Batch	Method
Client ID: SS-22 (RSJ0652-11RE1 - Solid)						**Sampled: 10/07/09 14:50**		**Recvd: 10/09/09 11:30**		
Total Metals by SW 846 Series Methods										
Aluminum	**1830**		10.2	NR	mg/kg dry	1.00	10/16/09 06:32	DAN	9J15016	6010B
Magnesium	**46000**	D08	102	NR	mg/kg dry	5.00	10/16/09 14:36	AMH	9J15016	6010B
Potassium	**635**		30.7	NR	mg/kg dry	1.00	10/16/09 06:32	DAN	9J15016	6010B

Benchmark Environmental & Engineering Science
2558 Hamburg Turnpike, Suite 300
Lackawanna, NY 14218

SDG Number: RSJ0652

Project: Benchmark - Globe site
Project Number: TURN

Received: 10/09/09
Reported: 10/28/09 15:41

Analytical Report

Client ID: TP-10 (RSJ0653-01 - Solid) — **Sampled: 10/08/09 10:11** — **Recvd: 10/09/09 11:40**

Volatile Organic Compounds by EPA 8260B

Analyte	Sample Result	Data Qualifiers	RL	MDL	Units	Dil Fac	Date Analyzed	Lab Tech	Batch	Method
1,1,1-Trichloroethane	ND		6.6	0.48	ug/kg dry	1.00	10/10/09 17:28	PQ	9J10019	8260B
1,1,2,2-Tetrachloroethane	ND		6.6	1.1	ug/kg dry	1.00	10/10/09 17:28	PQ	9J10019	8260B
1,1,2-Trichloroethane	ND		6.6	0.33	ug/kg dry	1.00	10/10/09 17:28	PQ	9J10019	8260B
1,1,2-Trichloro-1,2,2-trifluoroethane	ND		6.6	3.3	ug/kg dry	1.00	10/10/09 17:28	PQ	9J10019	8260B
1,1-Dichloroethane	ND		6.6	0.33	ug/kg dry	1.00	10/10/09 17:28	PQ	9J10019	8260B
1,1-Dichloroethene	ND		6.6	0.81	ug/kg dry	1.00	10/10/09 17:28	PQ	9J10019	8260B
1,2,4-Trichlorobenzene	ND		6.6	0.40	ug/kg dry	1.00	10/10/09 17:28	PQ	9J10019	8260B
1,2,4-Trimethylbenzene	ND		6.6	0.48	ug/kg dry	1.00	10/10/09 17:28	PQ	9J10019	8260B
1,2-Dibromo-3-chloropropane	ND		6.6	3.3	ug/kg dry	1.00	10/10/09 17:28	PQ	9J10019	8260B
1,2-Dibromoethane	ND		6.6	0.25	ug/kg dry	1.00	10/10/09 17:28	PQ	9J10019	8260B
1,2-Dichlorobenzene	ND		6.6	0.51	ug/kg dry	1.00	10/10/09 17:28	PQ	9J10019	8260B
1,2-Dichloroethane	ND		6.6	0.33	ug/kg dry	1.00	10/10/09 17:28	PQ	9J10019	8260B
1,2-Dichloropropane	ND		6.6	3.3	ug/kg dry	1.00	10/10/09 17:28	PQ	9J10019	8260B
1,3,5-Trimethylbenzene	ND		6.6	0.42	ug/kg dry	1.00	10/10/09 17:28	PQ	9J10019	8260B
1,3-Dichlorobenzene	ND		6.6	0.34	ug/kg dry	1.00	10/10/09 17:28	PQ	9J10019	8260B
1,4-Dichlorobenzene	ND		6.6	0.92	ug/kg dry	1.00	10/10/09 17:28	PQ	9J10019	8260B
2-Butanone	ND		33	2.4	ug/kg dry	1.00	10/10/09 17:28	PQ	9J10019	8260B
2-Hexanone	ND		33	2.3	ug/kg dry	1.00	10/10/09 17:28	PQ	9J10019	8260B
p-Cymene	**1.5**	J	6.6	0.53	ug/kg dry	1.00	10/10/09 17:28	PQ	9J10019	8260B
4-Methyl-2-pentanone	ND		33	2.2	ug/kg dry	1.00	10/10/09 17:28	PQ	9J10019	8260B
Acetone	**13**	J	33	1.4	ug/kg dry	1.00	10/10/09 17:28	PQ	9J10019	8260B
Benzene	ND		6.6	0.32	ug/kg dry	1.00	10/10/09 17:28	PQ	9J10019	8260B
Bromodichloromethane	ND		6.6	0.34	ug/kg dry	1.00	10/10/09 17:28	PQ	9J10019	8260B
Bromoform	ND		6.6	3.3	ug/kg dry	1.00	10/10/09 17:28	PQ	9J10019	8260B
Bromomethane	ND		6.6	1.5	ug/kg dry	1.00	10/10/09 17:28	PQ	9J10019	8260B
Carbon disulfide	ND		6.6	0.56	ug/kg dry	1.00	10/10/09 17:28	PQ	9J10019	8260B
Carbon Tetrachloride	ND		6.6	0.64	ug/kg dry	1.00	10/10/09 17:28	PQ	9J10019	8260B
Chlorobenzene	ND		6.6	0.87	ug/kg dry	1.00	10/10/09 17:28	PQ	9J10019	8260B
Dibromochloromethane	ND		6.6	0.36	ug/kg dry	1.00	10/10/09 17:28	PQ	9J10019	8260B
Chloroethane	ND		6.6	2.7	ug/kg dry	1.00	10/10/09 17:28	PQ	9J10019	8260B
Chloroform	ND		6.6	0.41	ug/kg dry	1.00	10/10/09 17:28	PQ	9J10019	8260B
Chloromethane	ND		6.6	0.40	ug/kg dry	1.00	10/10/09 17:28	PQ	9J10019	8260B
cis-1,2-Dichloroethene	ND		6.6	0.32	ug/kg dry	1.00	10/10/09 17:28	PQ	9J10019	8260B
cis-1,3-Dichloropropene	ND		6.6	0.38	ug/kg dry	1.00	10/10/09 17:28	PQ	9J10019	8260B
Cyclohexane	ND		6.6	0.30	ug/kg dry	1.00	10/10/09 17:28	PQ	9J10019	8260B
Dichlorodifluoromethane	ND		6.6	0.54	ug/kg dry	1.00	10/10/09 17:28	PQ	9J10019	8260B
Ethylbenzene	**1.9**	J	6.6	0.45	ug/kg dry	1.00	10/10/09 17:28	PQ	9J10019	8260B
Isopropylbenzene	**1.8**	J	6.6	0.99	ug/kg dry	1.00	10/10/09 17:28	PQ	9J10019	8260B
Methyl Acetate	ND		6.6	0.36	ug/kg dry	1.00	10/10/09 17:28	PQ	9J10019	8260B
Methyl-t-Butyl Ether (MTBE)	ND		6.6	0.65	ug/kg dry	1.00	10/10/09 17:28	PQ	9J10019	8260B
Methylcyclohexane	ND		6.6	0.43	ug/kg dry	1.00	10/10/09 17:28	PQ	9J10019	8260B
Methylene Chloride	**2.8**	J	6.6	1.3	ug/kg dry	1.00	10/10/09 17:28	PQ	9J10019	8260B
m-Xylene & p-Xylene	ND		13	1.1	ug/kg dry	1.00	10/10/09 17:28	PQ	9J10019	8260B
n-Butylbenzene	ND		6.6	0.57	ug/kg dry	1.00	10/10/09 17:28	PQ	9J10019	8260B
n-Propylbenzene	**1.4**	J	6.6	0.53	ug/kg dry	1.00	10/10/09 17:28	PQ	9J10019	8260B
o-Xylene	ND		6.6	0.86	ug/kg dry	1.00	10/10/09 17:28	PQ	9J10019	8260B
sec-Butylbenzene	**1.7**	J	6.6	0.57	ug/kg dry	1.00	10/10/09 17:28	PQ	9J10019	8260B
Styrene	ND		6.6	0.33	ug/kg dry	1.00	10/10/09 17:28	PQ	9J10019	8260B

Benchmark Environmental & Engineering Science
2558 Hamburg Turnpike, Suite 300
Lackawanna, NY 14218

SDG Number: RSJ0652

Project: Benchmark - Globe site
Project Number: TURN

Received: 10/09/09
Reported: 10/28/09 15:41

Analytical Report

Client ID: TP-10 (RSJ0653-01 - Solid) - cont. **Sampled: 10/08/09 10:11** **Recvd: 10/09/09 11:40**

Analyte	Sample Result	Data Qualifiers	RL	MDL	Units	Dil Fac	Date Analyzed	Lab Tech	Batch	Method
Volatile Organic Compounds by EPA 8260B - cont.										
Tetrachloroethene	ND		6.6	0.88	ug/kg dry	1.00	10/10/09 17:28	PQ	9J10019	8260B
Toluene	ND		6.6	0.50	ug/kg dry	1.00	10/10/09 17:28	PQ	9J10019	8260B
trans-1,2-Dichloroethene	ND		6.6	0.68	ug/kg dry	1.00	10/10/09 17:28	PQ	9J10019	8260B
trans-1,3-Dichloropropene	ND		6.6	0.32	ug/kg dry	1.00	10/10/09 17:28	PQ	9J10019	8260B
Trichloroethene	ND		6.6	0.45	ug/kg dry	1.00	10/10/09 17:28	PQ	9J10019	8260B
Trichlorofluoromethane	ND		6.6	0.62	ug/kg dry	1.00	10/10/09 17:28	PQ	9J10019	8260B
Vinyl chloride	ND		13	0.80	ug/kg dry	1.00	10/10/09 17:28	PQ	9J10019	8260B
Xylenes, total	ND		13	1.1	ug/kg dry	1.00	10/10/09 17:28	PQ	9J10019	8260B
1,2-Dichloroethane-d4	*95 %*		*Surr Limits: (64-126%)*				*10/10/09 17:28*	*PQ*	*9J10019*	*8260B*
4-Bromofluorobenzene	*108 %*		*Surr Limits: (72-126%)*				*10/10/09 17:28*	*PQ*	*9J10019*	*8260B*
Toluene-d8	*107 %*		*Surr Limits: (71-125%)*				*10/10/09 17:28*	*PQ*	*9J10019*	*8260B*
Total Metals by SW 846 Series Methods										
Aluminum	**9910**		14.3	NR	mg/kg dry	1.00	10/13/09 06:18	LMH	9J12021	6010B
Antimony	ND		21.5	NR	mg/kg dry	1.00	10/13/09 06:18	LMH	9J12021	6010B
Arsenic	**3.0**		2.9	NR	mg/kg dry	1.00	10/13/09 06:18	LMH	9J12021	6010B
Barium	**69.4**		0.717	NR	mg/kg dry	1.00	10/13/09 06:18	LMH	9J12021	6010B
Beryllium	**0.466**		0.287	NR	mg/kg dry	1.00	10/13/09 06:18	LMH	9J12021	6010B
Cadmium	ND		0.287	NR	mg/kg dry	1.00	10/13/09 06:18	LMH	9J12021	6010B
Calcium	**46100**		71.7	NR	mg/kg dry	1.00	10/13/09 06:18	LMH	9J12021	6010B
Chromium	**15.1**		0.717	NR	mg/kg dry	1.00	10/13/09 12:26	LMH	9J12021	6010B
Cobalt	**10.9**		0.717	NR	mg/kg dry	1.00	10/13/09 06:18	LMH	9J12021	6010B
Copper	**13.8**		1.4	NR	mg/kg dry	1.00	10/13/09 06:18	LMH	9J12021	6010B
Iron	**18400**		14.3	NR	mg/kg dry	1.00	10/13/09 06:18	LMH	9J12021	6010B
Lead	**4.5**		1.4	NR	mg/kg dry	1.00	10/13/09 06:18	LMH	9J12021	6010B
Magnesium	**8410**		28.7	NR	mg/kg dry	1.00	10/13/09 06:18	LMH	9J12021	6010B
Manganese	**680**		0.3	NR	mg/kg dry	1.00	10/13/09 06:18	LMH	9J12021	6010B
Nickel	**23.1**		7.17	NR	mg/kg dry	1.00	10/13/09 06:18	LMH	9J12021	6010B
Potassium	**1530**		43.0	NR	mg/kg dry	1.00	10/13/09 06:18	LMH	9J12021	6010B
Selenium	ND		5.7	NR	mg/kg dry	1.00	10/13/09 06:18	LMH	9J12021	6010B
Silver	ND		0.717	NR	mg/kg dry	1.00	10/13/09 06:18	LMH	9J12021	6010B
Sodium	ND		201	NR	mg/kg dry	1.00	10/13/09 06:18	LMH	9J12021	6010B
Thallium	ND		8.6	NR	mg/kg dry	1.00	10/13/09 06:18	LMH	9J12021	6010B
Vanadium	**19.1**		0.717	NR	mg/kg dry	1.00	10/13/09 06:18	LMH	9J12021	6010B
Zinc	**46.1**		2.9	NR	mg/kg dry	1.00	10/13/09 06:18	LMH	9J12021	6010B
Mercury	ND		0.0268	NR	mg/kg dry	1.00	10/13/09 16:03	MXM	9J13025	7471A
General Chemistry Parameters										
Percent Solids	**76**		0.010	NR	%	1.00	10/12/09 16:56	JR	9J12049	Dry Weight

Benchmark Environmental & Engineering Science
2558 Hamburg Turnpike, Suite 300
Lackawanna, NY 14218

SDG Number: RSJ0652

Project: Benchmark - Globe site
Project Number: TURN

Received: 10/09/09
Reported: 10/28/09 15:41

Analytical Report

Client ID: TP-10 (RSJ0653-01RE1 - Solid) **Sampled: 10/08/09 10:11** **Recvd: 10/09/09 11:40**

Semivolatile Organics by GC/MS

Analyte	Sample Result	Data Qualifiers	RL	MDL	Units	Dil Fac	Date Analyzed	Lab Tech	Batch	Method
2,4,5-Trichlorophenol	ND		220	48	ug/kg dry	1.00	10/22/09 18:26	MKP	9J21042	8270C
2,4,6-Trichlorophenol	ND		220	15	ug/kg dry	1.00	10/22/09 18:26	MKP	9J21042	8270C
2,4-Dichlorophenol	ND		220	12	ug/kg dry	1.00	10/22/09 18:26	MKP	9J21042	8270C
2,4-Dimethylphenol	ND		220	59	ug/kg dry	1.00	10/22/09 18:26	MKP	9J21042	8270C
2,4-Dinitrophenol	ND		430	77	ug/kg dry	1.00	10/22/09 18:26	MKP	9J21042	8270C
2,4-Dinitrotoluene	ND		220	34	ug/kg dry	1.00	10/22/09 18:26	MKP	9J21042	8270C
2,6-Dinitrotoluene	ND		220	54	ug/kg dry	1.00	10/22/09 18:26	MKP	9J21042	8270C
2-Chloronaphthalene	ND		220	15	ug/kg dry	1.00	10/22/09 18:26	MKP	9J21042	8270C
2-Chlorophenol	ND		220	11	ug/kg dry	1.00	10/22/09 18:26	MKP	9J21042	8270C
2-Methylnaphthalene	ND		220	2.7	ug/kg dry	1.00	10/22/09 18:26	MKP	9J21042	8270C
2-Methylphenol	ND		220	6.8	ug/kg dry	1.00	10/22/09 18:26	MKP	9J21042	8270C
2-Nitroaniline	ND		430	71	ug/kg dry	1.00	10/22/09 18:26	MKP	9J21042	8270C
2-Nitrophenol	ND		220	10	ug/kg dry	1.00	10/22/09 18:26	MKP	9J21042	8270C
3,3'-Dichlorobenzidine	ND		220	190	ug/kg dry	1.00	10/22/09 18:26	MKP	9J21042	8270C
3-Nitroaniline	ND		430	51	ug/kg dry	1.00	10/22/09 18:26	MKP	9J21042	8270C
4,6-Dinitro-2-methylphenol	ND		430	76	ug/kg dry	1.00	10/22/09 18:26	MKP	9J21042	8270C
4-Bromophenyl phenyl ether	ND		220	70	ug/kg dry	1.00	10/22/09 18:26	MKP	9J21042	8270C
4-Chloro-3-methylphenol	ND		220	9.0	ug/kg dry	1.00	10/22/09 18:26	MKP	9J21042	8270C
4-Chloroaniline	ND		220	65	ug/kg dry	1.00	10/22/09 18:26	MKP	9J21042	8270C
4-Chlorophenyl phenyl ether	ND		220	4.7	ug/kg dry	1.00	10/22/09 18:26	MKP	9J21042	8270C
4-Methylphenol	ND		220	12	ug/kg dry	1.00	10/22/09 18:26	MKP	9J21042	8270C
4-Nitroaniline	ND		430	25	ug/kg dry	1.00	10/22/09 18:26	MKP	9J21042	8270C
4-Nitrophenol	ND		430	53	ug/kg dry	1.00	10/22/09 18:26	MKP	9J21042	8270C
Acenaphthene	ND		220	2.6	ug/kg dry	1.00	10/22/09 18:26	MKP	9J21042	8270C
Acenaphthylene	ND		220	1.8	ug/kg dry	1.00	10/22/09 18:26	MKP	9J21042	8270C
Acetophenone	ND		220	11	ug/kg dry	1.00	10/22/09 18:26	MKP	9J21042	8270C
Anthracene	ND		220	5.6	ug/kg dry	1.00	10/22/09 18:26	MKP	9J21042	8270C
Atrazine	ND		220	9.8	ug/kg dry	1.00	10/22/09 18:26	MKP	9J21042	8270C
Benzaldehyde	ND		220	24	ug/kg dry	1.00	10/22/09 18:26	MKP	9J21042	8270C
Benzo(a)anthracene	ND		220	3.8	ug/kg dry	1.00	10/22/09 18:26	MKP	9J21042	8270C
Benzo(a)pyrene	ND		220	5.3	ug/kg dry	1.00	10/22/09 18:26	MKP	9J21042	8270C
Benzo(b)fluoranthene	ND		220	4.3	ug/kg dry	1.00	10/22/09 18:26	MKP	9J21042	8270C
Benzo(ghi)perylene	ND		220	2.6	ug/kg dry	1.00	10/22/09 18:26	MKP	9J21042	8270C
Benzo(k)fluoranthene	ND		220	2.4	ug/kg dry	1.00	10/22/09 18:26	MKP	9J21042	8270C
Biphenyl	ND		220	14	ug/kg dry	1.00	10/22/09 18:26	MKP	9J21042	8270C
Bis(2-chloroethoxy)methane	ND		220	12	ug/kg dry	1.00	10/22/09 18:26	MKP	9J21042	8270C
Bis(2-chloroethyl)ether	ND		220	19	ug/kg dry	1.00	10/22/09 18:26	MKP	9J21042	8270C
2,2'-Oxybis(1-Chloropropane)	ND		220	23	ug/kg dry	1.00	10/22/09 18:26	MKP	9J21042	8270C
Bis(2-ethylhexyl) phthalate	ND		220	71	ug/kg dry	1.00	10/22/09 18:26	MKP	9J21042	8270C
Butyl benzyl phthalate	ND		220	59	ug/kg dry	1.00	10/22/09 18:26	MKP	9J21042	8270C
Caprolactam	ND		220	95	ug/kg dry	1.00	10/22/09 18:26	MKP	9J21042	8270C
Carbazole	ND		220	2.5	ug/kg dry	1.00	10/22/09 18:26	MKP	9J21042	8270C
Chrysene	ND		220	2.2	ug/kg dry	1.00	10/22/09 18:26	MKP	9J21042	8270C
Dibenzo(a,h)anthracene	ND		220	2.6	ug/kg dry	1.00	10/22/09 18:26	MKP	9J21042	8270C
Dibenzofuran	ND		220	2.3	ug/kg dry	1.00	10/22/09 18:26	MKP	9J21042	8270C
Diethyl phthalate	ND		220	6.6	ug/kg dry	1.00	10/22/09 18:26	MKP	9J21042	8270C

Benchmark Environmental & Engineering Science
2558 Hamburg Turnpike, Suite 300
Lackawanna, NY 14218

SDG Number: RSJ0652

Project: Benchmark - Globe site
Project Number: TURN

Received: 10/09/09
Reported: 10/28/09 15:41

Analytical Report

Analyte	Sample Result	Data Qualifiers	RL	MDL	Units	Dil Fac	Date Analyzed	Lab Tech	Batch	Method
Client ID: TP-10 (RSJ0653-01RE1 - Solid) - cont.							**Sampled: 10/08/09 10:11**		**Recvd: 10/09/09 11:40**	
Semivolatile Organics by GC/MS - cont.										
Dimethyl phthalate	ND		220	5.7	ug/kg dry	1.00	10/22/09 18:26	MKP	9J21042	8270C
Di-n-butyl phthalate	ND		220	76	ug/kg dry	1.00	10/22/09 18:26	MKP	9J21042	8270C
Di-n-octyl phthalate	ND		220	5.1	ug/kg dry	1.00	10/22/09 18:26	MKP	9J21042	8270C
Fluoranthene	ND		220	3.2	ug/kg dry	1.00	10/22/09 18:26	MKP	9J21042	8270C
Fluorene	ND		220	5.1	ug/kg dry	1.00	10/22/09 18:26	MKP	9J21042	8270C
Hexachlorobenzene	ND		220	11	ug/kg dry	1.00	10/22/09 18:26	MKP	9J21042	8270C
Hexachlorobutadiene	ND		220	11	ug/kg dry	1.00	10/22/09 18:26	MKP	9J21042	8270C
Hexachlorocyclopentadiene	ND		220	66	ug/kg dry	1.00	10/22/09 18:26	MKP	9J21042	8270C
Hexachloroethane	ND		220	17	ug/kg dry	1.00	10/22/09 18:26	MKP	9J21042	8270C
Indeno(1,2,3-cd)pyrene	ND		220	6.1	ug/kg dry	1.00	10/22/09 18:26	MKP	9J21042	8270C
Isophorone	ND		220	11	ug/kg dry	1.00	10/22/09 18:26	MKP	9J21042	8270C
Naphthalene	ND		220	3.7	ug/kg dry	1.00	10/22/09 18:26	MKP	9J21042	8270C
Nitrobenzene	ND		220	9.7	ug/kg dry	1.00	10/22/09 18:26	MKP	9J21042	8270C
N-Nitrosodi-n-propylamine	ND		220	17	ug/kg dry	1.00	10/22/09 18:26	MKP	9J21042	8270C
N-Nitrosodiphenylamine	ND	L	220	12	ug/kg dry	1.00	10/22/09 18:26	MKP	9J21042	8270C
Pentachlorophenol	ND		430	75	ug/kg dry	1.00	10/22/09 18:26	MKP	9J21042	8270C
Phenanthrene	ND		220	4.6	ug/kg dry	1.00	10/22/09 18:26	MKP	9J21042	8270C
Phenol	ND		220	23	ug/kg dry	1.00	10/22/09 18:26	MKP	9J21042	8270C
Pyrene	ND		220	1.4	ug/kg dry	1.00	10/22/09 18:26	MKP	9J21042	8270C
2,4,6-Tribromophenol	*102 %*		*Surr Limits: (39-146%)*				*10/22/09 18:26*	*MKP*	*9J21042*	*8270C*
2-Fluorobiphenyl	*96 %*		*Surr Limits: (37-120%)*				*10/22/09 18:26*	*MKP*	*9J21042*	*8270C*
2-Fluorophenol	*78 %*		*Surr Limits: (18-120%)*				*10/22/09 18:26*	*MKP*	*9J21042*	*8270C*
Nitrobenzene-d5	*94 %*		*Surr Limits: (34-132%)*				*10/22/09 18:26*	*MKP*	*9J21042*	*8270C*
Phenol-d5	*84 %*		*Surr Limits: (11-120%)*				*10/22/09 18:26*	*MKP*	*9J21042*	*8270C*
p-Terphenyl-d14	*92 %*		*Surr Limits: (58-147%)*				*10/22/09 18:26*	*MKP*	*9J21042*	*8270C*

Benchmark Environmental & Engineering Science
2558 Hamburg Turnpike, Suite 300
Lackawanna, NY 14218

SDG Number: RSJ0652

Project: Benchmark - Globe site
Project Number: TURN

Received: 10/09/09
Reported: 10/28/09 15:41

Analytical Report

Client ID: TP-11 (0-2) (RSJ0655-01 - Solid) **Sampled: 10/08/09 11:45** **Recvd: 10/09/09 11:40**

Analyte	Sample Result	Data Qualifiers	RL	MDL	Units	Dil Fac	Date Analyzed	Lab Tech	Batch	Method
Total Metals by SW 846 Series Methods										
Aluminum	**5420**		11.8	NR	mg/kg dry	1.00	10/15/09 12:06	DAN	9J12051	6010B
Antimony	ND	D02	177	NR	mg/kg dry	10.0	10/16/09 10:56	AMH	9J12051	6010B
Arsenic	**9.1**		2.4	NR	mg/kg dry	1.00	10/15/09 12:06	DAN	9J12051	6010B
Barium	**125**		0.591	NR	mg/kg dry	1.00	10/15/09 12:06	DAN	9J12051	6010B
Beryllium	**0.329**		0.236	NR	mg/kg dry	1.00	10/15/09 12:06	DAN	9J12051	6010B
Cadmium	**5.61**		0.236	NR	mg/kg dry	1.00	10/15/09 12:06	DAN	9J12051	6010B
Calcium	**16400**		59.1	NR	mg/kg dry	1.00	10/15/09 12:06	DAN	9J12051	6010B
Chromium	**3790**		0.591	NR	mg/kg dry	1.00	10/15/09 12:06	DAN	9J12051	6010B
Cobalt	**226**		0.591	NR	mg/kg dry	1.00	10/15/09 12:06	DAN	9J12051	6010B
Copper	**309**		1.2	NR	mg/kg dry	1.00	10/15/09 12:06	DAN	9J12051	6010B
Iron	**75000**	D08	59.1	NR	mg/kg dry	5.00	10/15/09 18:20	DAN	9J12051	6010B
Lead	**119**		1.2	NR	mg/kg dry	1.00	10/15/09 12:06	DAN	9J12051	6010B
Magnesium	**7130**		23.6	NR	mg/kg dry	1.00	10/15/09 12:06	DAN	9J12051	6010B
Manganese	**2010**		0.2	NR	mg/kg dry	1.00	10/15/09 12:06	DAN	9J12051	6010B
Nickel	**1890**		5.91	NR	mg/kg dry	1.00	10/15/09 12:06	DAN	9J12051	6010B
Potassium	**590**		35.5	NR	mg/kg dry	1.00	10/15/09 12:06	DAN	9J12051	6010B
Selenium	ND		4.7	NR	mg/kg dry	1.00	10/15/09 12:06	DAN	9J12051	6010B
Silver	**0.754**		0.591	NR	mg/kg dry	1.00	10/15/09 12:06	DAN	9J12051	6010B
Sodium	ND		166	NR	mg/kg dry	1.00	10/15/09 12:06	DAN	9J12051	6010B
Thallium	**7.3**		7.1	NR	mg/kg dry	1.00	10/15/09 12:06	DAN	9J12051	6010B
Vanadium	**223**		0.591	NR	mg/kg dry	1.00	10/15/09 12:06	DAN	9J12051	6010B
Zinc	**360**		2.4	NR	mg/kg dry	1.00	10/15/09 12:06	DAN	9J12051	6010B
Mercury	**0.169**		0.0212	NR	mg/kg dry	1.00	10/14/09 20:11	MXM	9J13027	7471A
General Chemistry Parameters										
Percent Solids	**88**		0.010	NR	%	1.00	10/12/09 16:58	JR	9J12049	Dry Weight

Benchmark Environmental & Engineering Science
2558 Hamburg Turnpike, Suite 300
Lackawanna, NY 14218

SDG Number: RSJ0652

Project: Benchmark - Globe site
Project Number: TURN

Received: 10/09/09
Reported: 10/28/09 15:41

Analytical Report

Client ID: TP-11 (0-2) (RSJ0655-01RE1 - Solid) — **Sampled: 10/08/09 11:45** — **Recvd: 10/09/09 11:40**

Semivolatile Organics by GC/MS

Analyte	Sample Result	Data Qualifiers	RL	MDL	Units	Dil Fac	Date Analyzed	Lab Tech	Batch	Method
2,4,5-Trichlorophenol	ND	D10	1900	420	ug/kg dry	10.0	10/22/09 18:51	MKP	9J21042	8270C
2,4,6-Trichlorophenol	ND	D10	1900	130	ug/kg dry	10.0	10/22/09 18:51	MKP	9J21042	8270C
2,4-Dichlorophenol	ND	D10	1900	100	ug/kg dry	10.0	10/22/09 18:51	MKP	9J21042	8270C
2,4-Dimethylphenol	ND	D10	1900	520	ug/kg dry	10.0	10/22/09 18:51	MKP	9J21042	8270C
2,4-Dinitrophenol	ND	D10	3700	670	ug/kg dry	10.0	10/22/09 18:51	MKP	9J21042	8270C
2,4-Dinitrotoluene	ND	D10	1900	300	ug/kg dry	10.0	10/22/09 18:51	MKP	9J21042	8270C
2,6-Dinitrotoluene	ND	D10	1900	470	ug/kg dry	10.0	10/22/09 18:51	MKP	9J21042	8270C
2-Chloronaphthalene	ND	D10	1900	130	ug/kg dry	10.0	10/22/09 18:51	MKP	9J21042	8270C
2-Chlorophenol	ND	D10	1900	97	ug/kg dry	10.0	10/22/09 18:51	MKP	9J21042	8270C
2-Methylnaphthalene	**280**	D10,J	1900	23	ug/kg dry	10.0	10/22/09 18:51	MKP	9J21042	8270C
2-Methylphenol	ND	D10	1900	59	ug/kg dry	10.0	10/22/09 18:51	MKP	9J21042	8270C
2-Nitroaniline	ND	D10	3700	610	ug/kg dry	10.0	10/22/09 18:51	MKP	9J21042	8270C
2-Nitrophenol	ND	D10	1900	87	ug/kg dry	10.0	10/22/09 18:51	MKP	9J21042	8270C
3,3'-Dichlorobenzidine	ND	D10	1900	1700	ug/kg dry	10.0	10/22/09 18:51	MKP	9J21042	8270C
3-Nitroaniline	ND	D10	3700	440	ug/kg dry	10.0	10/22/09 18:51	MKP	9J21042	8270C
4,6-Dinitro-2-methylphenol	ND	D10	3700	660	ug/kg dry	10.0	10/22/09 18:51	MKP	9J21042	8270C
4-Bromophenyl phenyl ether	ND	D10	1900	610	ug/kg dry	10.0	10/22/09 18:51	MKP	9J21042	8270C
4-Chloro-3-methylphenol	ND	D10	1900	79	ug/kg dry	10.0	10/22/09 18:51	MKP	9J21042	8270C
4-Chloroaniline	ND	D10	1900	560	ug/kg dry	10.0	10/22/09 18:51	MKP	9J21042	8270C
4-Chlorophenyl phenyl ether	ND	D10	1900	41	ug/kg dry	10.0	10/22/09 18:51	MKP	9J21042	8270C
4-Methylphenol	ND	D10	1900	110	ug/kg dry	10.0	10/22/09 18:51	MKP	9J21042	8270C
4-Nitroaniline	ND	D10	3700	210	ug/kg dry	10.0	10/22/09 18:51	MKP	9J21042	8270C
4-Nitrophenol	ND	D10	3700	460	ug/kg dry	10.0	10/22/09 18:51	MKP	9J21042	8270C
Acenaphthene	**370**	D10,J	1900	22	ug/kg dry	10.0	10/22/09 18:51	MKP	9J21042	8270C
Acenaphthylene	ND	D10	1900	16	ug/kg dry	10.0	10/22/09 18:51	MKP	9J21042	8270C
Acetophenone	ND	D10	1900	98	ug/kg dry	10.0	10/22/09 18:51	MKP	9J21042	8270C
Anthracene	**830**	D10,J	1900	49	ug/kg dry	10.0	10/22/09 18:51	MKP	9J21042	8270C
Atrazine	ND	D10	1900	85	ug/kg dry	10.0	10/22/09 18:51	MKP	9J21042	8270C
Benzaldehyde	ND	D10	1900	210	ug/kg dry	10.0	10/22/09 18:51	MKP	9J21042	8270C
Benzo(a)anthracene	**2400**	D10	1900	33	ug/kg dry	10.0	10/22/09 18:51	MKP	9J21042	8270C
Benzo(a)pyrene	**2400**	D10	1900	46	ug/kg dry	10.0	10/22/09 18:51	MKP	9J21042	8270C
Benzo(b)fluoranthene	**3000**	D10	1900	37	ug/kg dry	10.0	10/22/09 18:51	MKP	9J21042	8270C
Benzo(ghi)perylene	**1300**	D10,J	1900	23	ug/kg dry	10.0	10/22/09 18:51	MKP	9J21042	8270C
Benzo(k)fluoranthene	**1200**	D10,J	1900	21	ug/kg dry	10.0	10/22/09 18:51	MKP	9J21042	8270C
Biphenyl	ND	D10	1900	120	ug/kg dry	10.0	10/22/09 18:51	MKP	9J21042	8270C
Bis(2-chloroethoxy)methane	ND	D10	1900	100	ug/kg dry	10.0	10/22/09 18:51	MKP	9J21042	8270C
Bis(2-chloroethyl)ether	ND	D10	1900	160	ug/kg dry	10.0	10/22/09 18:51	MKP	9J21042	8270C
2,2'-Oxybis(1-Chloropropane)	ND	D10	1900	200	ug/kg dry	10.0	10/22/09 18:51	MKP	9J21042	8270C
Bis(2-ethylhexyl) phthalate	ND	D10	1900	620	ug/kg dry	10.0	10/22/09 18:51	MKP	9J21042	8270C
Butyl benzyl phthalate	ND	D10	1900	510	ug/kg dry	10.0	10/22/09 18:51	MKP	9J21042	8270C
Caprolactam	ND	D10	1900	830	ug/kg dry	10.0	10/22/09 18:51	MKP	9J21042	8270C
Carbazole	**440**	D10,J	1900	22	ug/kg dry	10.0	10/22/09 18:51	MKP	9J21042	8270C
Chrysene	**2500**	D10	1900	19	ug/kg dry	10.0	10/22/09 18:51	MKP	9J21042	8270C
Dibenzo(a,h)anthracene	**400**	D10,J	1900	22	ug/kg dry	10.0	10/22/09 18:51	MKP	9J21042	8270C
Dibenzofuran	**250**	D10,J	1900	20	ug/kg dry	10.0	10/22/09 18:51	MKP	9J21042	8270C

Benchmark Environmental & Engineering Science
2558 Hamburg Turnpike, Suite 300
Lackawanna, NY 14218

SDG Number: RSJ0652

Project: Benchmark - Globe site
Project Number: TURN

Received: 10/09/09
Reported: 10/28/09 15:41

Analytical Report

Client ID: TP-11 (0-2) (RSJ0655-01RE1 - Solid) - cont. **Sampled: 10/08/09 11:45** **Recvd: 10/09/09 11:40**

Semivolatile Organics by GC/MS - cont.

Analyte	Sample Result	Data Qualifiers	RL	MDL	Units	Dil Fac	Date Analyzed	Lab Tech	Batch	Method
Diethyl phthalate	ND	D10	1900	58	ug/kg dry	10.0	10/22/09 18:51	MKP	9J21042	8270C
Dimethyl phthalate	ND	D10	1900	50	ug/kg dry	10.0	10/22/09 18:51	MKP	9J21042	8270C
Di-n-butyl phthalate	ND	D10	1900	660	ug/kg dry	10.0	10/22/09 18:51	MKP	9J21042	8270C
Di-n-octyl phthalate	ND	D10	1900	45	ug/kg dry	10.0	10/22/09 18:51	MKP	9J21042	8270C
Fluoranthene	**3900**	D10	1900	28	ug/kg dry	10.0	10/22/09 18:51	MKP	9J21042	8270C
Fluorene	**420**	D10,J	1900	44	ug/kg dry	10.0	10/22/09 18:51	MKP	9J21042	8270C
Hexachlorobenzene	ND	D10	1900	95	ug/kg dry	10.0	10/22/09 18:51	MKP	9J21042	8270C
Hexachlorobutadiene	ND	D10	1900	98	ug/kg dry	10.0	10/22/09 18:51	MKP	9J21042	8270C
Hexachlorocyclopentadiene	ND	D10	1900	580	ug/kg dry	10.0	10/22/09 18:51	MKP	9J21042	8270C
Hexachloroethane	ND	D10	1900	150	ug/kg dry	10.0	10/22/09 18:51	MKP	9J21042	8270C
Indeno(1,2,3-cd)pyrene	**1300**	D10,J	1900	53	ug/kg dry	10.0	10/22/09 18:51	MKP	9J21042	8270C
Isophorone	ND	D10	1900	95	ug/kg dry	10.0	10/22/09 18:51	MKP	9J21042	8270C
Naphthalene	**390**	D10,J	1900	32	ug/kg dry	10.0	10/22/09 18:51	MKP	9J21042	8270C
Nitrobenzene	ND	D10	1900	85	ug/kg dry	10.0	10/22/09 18:51	MKP	9J21042	8270C
N-Nitrosodi-n-propylamine	ND	D10	1900	150	ug/kg dry	10.0	10/22/09 18:51	MKP	9J21042	8270C
N-Nitrosodiphenylamine	ND	D10,L	1900	100	ug/kg dry	10.0	10/22/09 18:51	MKP	9J21042	8270C
Pentachlorophenol	ND	D10	3700	650	ug/kg dry	10.0	10/22/09 18:51	MKP	9J21042	8270C
Phenanthrene	**2900**	D10	1900	40	ug/kg dry	10.0	10/22/09 18:51	MKP	9J21042	8270C
Phenol	ND	D10	1900	200	ug/kg dry	10.0	10/22/09 18:51	MKP	9J21042	8270C
Pyrene	**3400**	D10	1900	12	ug/kg dry	10.0	10/22/09 18:51	MKP	9J21042	8270C
2,4,6-Tribromophenol	*78 %*	*D10*	*Surr Limits: (39-146%)*				*10/22/09 18:51*	*MKP*	*9J21042*	*8270C*
2-Fluorobiphenyl	*91 %*	*D10*	*Surr Limits: (37-120%)*				*10/22/09 18:51*	*MKP*	*9J21042*	*8270C*
2-Fluorophenol	*64 %*	*D10*	*Surr Limits: (18-120%)*				*10/22/09 18:51*	*MKP*	*9J21042*	*8270C*
Nitrobenzene-d5	*87 %*	*D10*	*Surr Limits: (34-132%)*				*10/22/09 18:51*	*MKP*	*9J21042*	*8270C*
Phenol-d5	*72 %*	*D10*	*Surr Limits: (11-120%)*				*10/22/09 18:51*	*MKP*	*9J21042*	*8270C*
p-Terphenyl-d14	*89 %*	*D10*	*Surr Limits: (58-147%)*				*10/22/09 18:51*	*MKP*	*9J21042*	*8270C*

Benchmark Environmental & Engineering Science
2558 Hamburg Turnpike, Suite 300
Lackawanna, NY 14218

SDG Number: RSJ0652

Project: Benchmark - Globe site
Project Number: TURN

Received: 10/09/09
Reported: 10/28/09 15:41

Analytical Report

Client ID: TP-12 (0-2) (RSJ0655-02 - Solid) — **Sampled: 10/08/09 14:30** — **Recvd: 10/09/09 11:40**

Analyte	Sample Result	Data Qualifiers	RL	MDL	Units	Dil Fac	Date Analyzed	Lab Tech	Batch	Method
Total Metals by SW 846 Series Methods										
Aluminum	**16000**		12.0	NR	mg/kg dry	1.00	10/15/09 12:11	DAN	9J12051	6010B
Antimony	ND		18.1	NR	mg/kg dry	1.00	10/15/09 12:11	DAN	9J12051	6010B
Arsenic	**8.5**		2.4	NR	mg/kg dry	1.00	10/15/09 12:11	DAN	9J12051	6010B
Barium	**87.6**		0.602	NR	mg/kg dry	1.00	10/15/09 12:11	DAN	9J12051	6010B
Beryllium	**0.653**		0.241	NR	mg/kg dry	1.00	10/15/09 12:11	DAN	9J12051	6010B
Cadmium	**3.26**		0.241	NR	mg/kg dry	1.00	10/15/09 12:11	DAN	9J12051	6010B
Calcium	**27100**		60.2	NR	mg/kg dry	1.00	10/15/09 12:11	DAN	9J12051	6010B
Chromium	**325**		0.602	NR	mg/kg dry	1.00	10/15/09 12:11	DAN	9J12051	6010B
Cobalt	**22.0**		0.602	NR	mg/kg dry	1.00	10/15/09 12:11	DAN	9J12051	6010B
Copper	**82.7**		1.2	NR	mg/kg dry	1.00	10/15/09 12:11	DAN	9J12051	6010B
Iron	**16100**		12.0	NR	mg/kg dry	1.00	10/15/09 12:11	DAN	9J12051	6010B
Lead	**167**		1.2	NR	mg/kg dry	1.00	10/15/09 12:11	DAN	9J12051	6010B
Magnesium	**28000**		24.1	NR	mg/kg dry	1.00	10/15/09 12:11	DAN	9J12051	6010B
Manganese	**1000**		0.2	NR	mg/kg dry	1.00	10/15/09 12:11	DAN	9J12051	6010B
Nickel	**231**		6.02	NR	mg/kg dry	1.00	10/15/09 12:11	DAN	9J12051	6010B
Potassium	**1770**		36.1	NR	mg/kg dry	1.00	10/15/09 12:11	DAN	9J12051	6010B
Selenium	ND		4.8	NR	mg/kg dry	1.00	10/15/09 12:11	DAN	9J12051	6010B
Silver	ND		0.602	NR	mg/kg dry	1.00	10/15/09 12:11	DAN	9J12051	6010B
Sodium	**230**		169	NR	mg/kg dry	1.00	10/15/09 12:11	DAN	9J12051	6010B
Thallium	ND		7.2	NR	mg/kg dry	1.00	10/15/09 12:11	DAN	9J12051	6010B
Vanadium	**20.7**		0.602	NR	mg/kg dry	1.00	10/15/09 12:11	DAN	9J12051	6010B
Zinc	**351**		2.4	NR	mg/kg dry	1.00	10/15/09 12:11	DAN	9J12051	6010B
Mercury	**0.0463**		0.0228	NR	mg/kg dry	1.00	10/14/09 20:13	MXM	9J13027	7471A
General Chemistry Parameters										
Percent Solids	**84**		0.010	NR	%	1.00	10/12/09 17:00	JR	9J12049	Dry Weight

Benchmark Environmental & Engineering Science
2558 Hamburg Turnpike, Suite 300
Lackawanna, NY 14218

SDG Number: RSJ0652

Project: Benchmark - Globe site
Project Number: TURN

Received: 10/09/09
Reported: 10/28/09 15:41

Analytical Report

Client ID: TP-12 (0-2) (RSJ0655-02RE1 - Solid) — **Sampled: 10/08/09 14:30** — **Recvd: 10/09/09 11:40**

Semivolatile Organics by GC/MS

Analyte	Sample Result	Data Qualifiers	RL	MDL	Units	Dil Fac	Date Analyzed	Lab Tech	Batch	Method
2,4,5-Trichlorophenol	ND	D10	990	220	ug/kg dry	5.00	10/22/09 19:15	MKP	9J21042	8270C
2,4,6-Trichlorophenol	ND	D10	990	65	ug/kg dry	5.00	10/22/09 19:15	MKP	9J21042	8270C
2,4-Dichlorophenol	ND	D10	990	52	ug/kg dry	5.00	10/22/09 19:15	MKP	9J21042	8270C
2,4-Dimethylphenol	ND	D10	990	270	ug/kg dry	5.00	10/22/09 19:15	MKP	9J21042	8270C
2,4-Dinitrophenol	ND	D10	1900	350	ug/kg dry	5.00	10/22/09 19:15	MKP	9J21042	8270C
2,4-Dinitrotoluene	ND	D10	990	150	ug/kg dry	5.00	10/22/09 19:15	MKP	9J21042	8270C
2,6-Dinitrotoluene	ND	D10	990	240	ug/kg dry	5.00	10/22/09 19:15	MKP	9J21042	8270C
2-Chloronaphthalene	ND	D10	990	66	ug/kg dry	5.00	10/22/09 19:15	MKP	9J21042	8270C
2-Chlorophenol	ND	D10	990	50	ug/kg dry	5.00	10/22/09 19:15	MKP	9J21042	8270C
2-Methylnaphthalene	ND	D10	990	12	ug/kg dry	5.00	10/22/09 19:15	MKP	9J21042	8270C
2-Methylphenol	ND	D10	990	30	ug/kg dry	5.00	10/22/09 19:15	MKP	9J21042	8270C
2-Nitroaniline	ND	D10	1900	320	ug/kg dry	5.00	10/22/09 19:15	MKP	9J21042	8270C
2-Nitrophenol	ND	D10	990	45	ug/kg dry	5.00	10/22/09 19:15	MKP	9J21042	8270C
3,3'-Dichlorobenzidine	ND	D10	990	870	ug/kg dry	5.00	10/22/09 19:15	MKP	9J21042	8270C
3-Nitroaniline	ND	D10	1900	230	ug/kg dry	5.00	10/22/09 19:15	MKP	9J21042	8270C
4,6-Dinitro-2-methylphenol	ND	D10	1900	340	ug/kg dry	5.00	10/22/09 19:15	MKP	9J21042	8270C
4-Bromophenyl phenyl ether	ND	D10	990	310	ug/kg dry	5.00	10/22/09 19:15	MKP	9J21042	8270C
4-Chloro-3-methylphenol	ND	D10	990	41	ug/kg dry	5.00	10/22/09 19:15	MKP	9J21042	8270C
4-Chloroaniline	ND	D10	990	290	ug/kg dry	5.00	10/22/09 19:15	MKP	9J21042	8270C
4-Chlorophenyl phenyl ether	ND	D10	990	21	ug/kg dry	5.00	10/22/09 19:15	MKP	9J21042	8270C
4-Methylphenol	ND	D10	990	55	ug/kg dry	5.00	10/22/09 19:15	MKP	9J21042	8270C
4-Nitroaniline	ND	D10	1900	110	ug/kg dry	5.00	10/22/09 19:15	MKP	9J21042	8270C
4-Nitrophenol	ND	D10	1900	240	ug/kg dry	5.00	10/22/09 19:15	MKP	9J21042	8270C
Acenaphthene	ND	D10	990	12	ug/kg dry	5.00	10/22/09 19:15	MKP	9J21042	8270C
Acenaphthylene	ND	D10	990	8.1	ug/kg dry	5.00	10/22/09 19:15	MKP	9J21042	8270C
Acetophenone	ND	D10	990	51	ug/kg dry	5.00	10/22/09 19:15	MKP	9J21042	8270C
Anthracene	**55**	D10,J	990	25	ug/kg dry	5.00	10/22/09 19:15	MKP	9J21042	8270C
Atrazine	ND	D10	990	44	ug/kg dry	5.00	10/22/09 19:15	MKP	9J21042	8270C
Benzaldehyde	ND	D10	990	110	ug/kg dry	5.00	10/22/09 19:15	MKP	9J21042	8270C
Benzo(a)anthracene	**280**	D10,J	990	17	ug/kg dry	5.00	10/22/09 19:15	MKP	9J21042	8270C
Benzo(a)pyrene	**440**	D10,J	990	24	ug/kg dry	5.00	10/22/09 19:15	MKP	9J21042	8270C
Benzo(b)fluoranthene	**550**	D10,J	990	19	ug/kg dry	5.00	10/22/09 19:15	MKP	9J21042	8270C
Benzo(ghi)perylene	**370**	D10,J	990	12	ug/kg dry	5.00	10/22/09 19:15	MKP	9J21042	8270C
Benzo(k)fluoranthene	**170**	D10,J	990	11	ug/kg dry	5.00	10/22/09 19:15	MKP	9J21042	8270C
Biphenyl	ND	D10	990	61	ug/kg dry	5.00	10/22/09 19:15	MKP	9J21042	8270C
Bis(2-chloroethoxy)methane	ND	D10	990	54	ug/kg dry	5.00	10/22/09 19:15	MKP	9J21042	8270C
Bis(2-chloroethyl)ether	ND	D10	990	85	ug/kg dry	5.00	10/22/09 19:15	MKP	9J21042	8270C
2,2'-Oxybis(1-Chloropropane)	ND	D10	990	100	ug/kg dry	5.00	10/22/09 19:15	MKP	9J21042	8270C
Bis(2-ethylhexyl) phthalate	ND	D10	990	320	ug/kg dry	5.00	10/22/09 19:15	MKP	9J21042	8270C
Butyl benzyl phthalate	ND	D10	990	260	ug/kg dry	5.00	10/22/09 19:15	MKP	9J21042	8270C
Caprolactam	ND	D10	990	430	ug/kg dry	5.00	10/22/09 19:15	MKP	9J21042	8270C
Carbazole	ND	D10	990	11	ug/kg dry	5.00	10/22/09 19:15	MKP	9J21042	8270C
Chrysene	**360**	D10,J	990	9.9	ug/kg dry	5.00	10/22/09 19:15	MKP	9J21042	8270C
Dibenzo(a,h)anthracene	**97**	D10,J	990	12	ug/kg dry	5.00	10/22/09 19:15	MKP	9J21042	8270C
Dibenzofuran	ND	D10	990	10	ug/kg dry	5.00	10/22/09 19:15	MKP	9J21042	8270C

Benchmark Environmental & Engineering Science
2558 Hamburg Turnpike, Suite 300
Lackawanna, NY 14218

SDG Number: RSJ0652

Project: Benchmark - Globe site
Project Number: TURN

Received: 10/09/09
Reported: 10/28/09 15:41

Analytical Report

Client ID: TP-12 (0-2) (RSJ0655-02RE1 - Solid) - cont. **Sampled: 10/08/09 14:30** **Recvd: 10/09/09 11:40**

Semivolatile Organics by GC/MS - cont.

Analyte	Sample Result	Data Qualifiers	RL	MDL	Units	Dil Fac	Date Analyzed	Lab Tech	Batch	Method
Diethyl phthalate	ND	D10	990	30	ug/kg dry	5.00	10/22/09 19:15	MKP	9J21042	8270C
Dimethyl phthalate	ND	D10	990	26	ug/kg dry	5.00	10/22/09 19:15	MKP	9J21042	8270C
Di-n-butyl phthalate	ND	D10	990	340	ug/kg dry	5.00	10/22/09 19:15	MKP	9J21042	8270C
Di-n-octyl phthalate	ND	D10	990	23	ug/kg dry	5.00	10/22/09 19:15	MKP	9J21042	8270C
Fluoranthene	**470**	D10,J	990	14	ug/kg dry	5.00	10/22/09 19:15	MKP	9J21042	8270C
Fluorene	ND	D10	990	23	ug/kg dry	5.00	10/22/09 19:15	MKP	9J21042	8270C
Hexachlorobenzene	ND	D10	990	49	ug/kg dry	5.00	10/22/09 19:15	MKP	9J21042	8270C
Hexachlorobutadiene	ND	D10	990	50	ug/kg dry	5.00	10/22/09 19:15	MKP	9J21042	8270C
Hexachlorocyclopentadiene	ND	D10	990	300	ug/kg dry	5.00	10/22/09 19:15	MKP	9J21042	8270C
Hexachloroethane	ND	D10	990	76	ug/kg dry	5.00	10/22/09 19:15	MKP	9J21042	8270C
Indeno(1,2,3-cd)pyrene	**300**	D10,J	990	27	ug/kg dry	5.00	10/22/09 19:15	MKP	9J21042	8270C
Isophorone	ND	D10	990	49	ug/kg dry	5.00	10/22/09 19:15	MKP	9J21042	8270C
Naphthalene	ND	D10	990	16	ug/kg dry	5.00	10/22/09 19:15	MKP	9J21042	8270C
Nitrobenzene	ND	D10	990	44	ug/kg dry	5.00	10/22/09 19:15	MKP	9J21042	8270C
N-Nitrosodi-n-propylamine	ND	D10	990	78	ug/kg dry	5.00	10/22/09 19:15	MKP	9J21042	8270C
N-Nitrosodiphenylamine	ND	D10,L	990	54	ug/kg dry	5.00	10/22/09 19:15	MKP	9J21042	8270C
Pentachlorophenol	ND	D10	1900	340	ug/kg dry	5.00	10/22/09 19:15	MKP	9J21042	8270C
Phenanthrene	**280**	D10,J	990	21	ug/kg dry	5.00	10/22/09 19:15	MKP	9J21042	8270C
Phenol	ND	D10	990	100	ug/kg dry	5.00	10/22/09 19:15	MKP	9J21042	8270C
Pyrene	**430**	D10,J	990	6.4	ug/kg dry	5.00	10/22/09 19:15	MKP	9J21042	8270C
2,4,6-Tribromophenol	*81 %*	*D10*	*Surr Limits: (39-146%)*				*10/22/09 19:15*	*MKP*	*9J21042*	*8270C*
2-Fluorobiphenyl	*92 %*	*D10*	*Surr Limits: (37-120%)*				*10/22/09 19:15*	*MKP*	*9J21042*	*8270C*
2-Fluorophenol	*67 %*	*D10*	*Surr Limits: (18-120%)*				*10/22/09 19:15*	*MKP*	*9J21042*	*8270C*
Nitrobenzene-d5	*87 %*	*D10*	*Surr Limits: (34-132%)*				*10/22/09 19:15*	*MKP*	*9J21042*	*8270C*
Phenol-d5	*76 %*	*D10*	*Surr Limits: (11-120%)*				*10/22/09 19:15*	*MKP*	*9J21042*	*8270C*
p-Terphenyl-d14	*88 %*	*D10*	*Surr Limits: (58-147%)*				*10/22/09 19:15*	*MKP*	*9J21042*	*8270C*

Benchmark Environmental & Engineering Science
2558 Hamburg Turnpike, Suite 300
Lackawanna, NY 14218

SDG Number: RSJ0652

Project: Benchmark - Globe site
Project Number: TURN

Received: 10/09/09
Reported: 10/28/09 15:41

Analytical Report

Client ID: TP-13 (0-2) (RSJ0655-03 - Solid) **Sampled: 10/08/09 15:15** **Recvd: 10/09/09 11:40**

Analyte	Sample Result	Data Qualifiers	RL	MDL	Units	Dil Fac	Date Analyzed	Lab Tech	Batch	Method
Total Metals by SW 846 Series Methods										
Aluminum	**3510**		12.4	NR	mg/kg dry	1.00	10/15/09 12:16	DAN	9J12051	6010B
Antimony	ND		18.6	NR	mg/kg dry	1.00	10/15/09 12:16	DAN	9J12051	6010B
Arsenic	**5.4**		2.5	NR	mg/kg dry	1.00	10/15/09 12:16	DAN	9J12051	6010B
Barium	**59.0**		0.619	NR	mg/kg dry	1.00	10/15/09 12:16	DAN	9J12051	6010B
Beryllium	ND		0.248	NR	mg/kg dry	1.00	10/15/09 12:16	DAN	9J12051	6010B
Cadmium	**0.518**		0.248	NR	mg/kg dry	1.00	10/15/09 12:16	DAN	9J12051	6010B
Calcium	**18300**		61.9	NR	mg/kg dry	1.00	10/15/09 12:16	DAN	9J12051	6010B
Chromium	**29600**	D08	31.0	NR	mg/kg dry	50.0	10/20/09 07:31	AMH	9J12051	6010B
Cobalt	**118**		0.619	NR	mg/kg dry	1.00	10/15/09 12:16	DAN	9J12051	6010B
Copper	**170**		1.2	NR	mg/kg dry	1.00	10/15/09 12:16	DAN	9J12051	6010B
Iron	**228000**	D08	619	NR	mg/kg dry	50.0	10/20/09 07:31	AMH	9J12051	6010B
Lead	**51.7**		1.2	NR	mg/kg dry	1.00	10/15/09 12:16	DAN	9J12051	6010B
Magnesium	**5740**		24.8	NR	mg/kg dry	1.00	10/15/09 12:16	DAN	9J12051	6010B
Manganese	**1060**		0.2	NR	mg/kg dry	1.00	10/15/09 12:16	DAN	9J12051	6010B
Nickel	**9680**	D08	310	NR	mg/kg dry	50.0	10/20/09 07:31	AMH	9J12051	6010B
Potassium	**436**		37.2	NR	mg/kg dry	1.00	10/15/09 12:16	DAN	9J12051	6010B
Selenium	ND		5.0	NR	mg/kg dry	1.00	10/15/09 12:16	DAN	9J12051	6010B
Silver	ND		0.619	NR	mg/kg dry	1.00	10/15/09 12:16	DAN	9J12051	6010B
Sodium	ND		173	NR	mg/kg dry	1.00	10/15/09 12:16	DAN	9J12051	6010B
Thallium	ND		7.4	NR	mg/kg dry	1.00	10/15/09 12:16	DAN	9J12051	6010B
Vanadium	**107**		0.619	NR	mg/kg dry	1.00	10/15/09 12:16	DAN	9J12051	6010B
Zinc	**164**		2.5	NR	mg/kg dry	1.00	10/15/09 12:16	DAN	9J12051	6010B
Mercury	ND		0.0248	NR	mg/kg dry	1.00	10/14/09 20:14	MXM	9J13027	7471A
General Chemistry Parameters										
Percent Solids	**79**		0.010	NR	%	1.00	10/12/09 17:02	JR	9J12049	Dry Weight

Benchmark Environmental & Engineering Science
2558 Hamburg Turnpike, Suite 300
Lackawanna, NY 14218

SDG Number: RSJ0652

Project: Benchmark - Globe site
Project Number: TURN

Received: 10/09/09
Reported: 10/28/09 15:41

Analytical Report

Client ID: TP-13 (0-2) (RSJ0655-03RE1 - Solid) **Sampled: 10/08/09 15:15** **Recvd: 10/09/09 11:40**

Semivolatile Organics by GC/MS

Analyte	Sample Result	Data Qualifiers	RL	MDL	Units	Dil Fac	Date Analyzed	Lab Tech	Batch	Method
2,4,5-Trichlorophenol	ND	D10	1100	230	ug/kg dry	5.00	10/22/09 19:40	MKP	9J21042	8270C
2,4,6-Trichlorophenol	ND	D10	1100	70	ug/kg dry	5.00	10/22/09 19:40	MKP	9J21042	8270C
2,4-Dichlorophenol	ND	D10	1100	56	ug/kg dry	5.00	10/22/09 19:40	MKP	9J21042	8270C
2,4-Dimethylphenol	ND	D10	1100	290	ug/kg dry	5.00	10/22/09 19:40	MKP	9J21042	8270C
2,4-Dinitrophenol	ND	D10	2100	370	ug/kg dry	5.00	10/22/09 19:40	MKP	9J21042	8270C
2,4-Dinitrotoluene	ND	D10	1100	160	ug/kg dry	5.00	10/22/09 19:40	MKP	9J21042	8270C
2,6-Dinitrotoluene	ND	D10	1100	260	ug/kg dry	5.00	10/22/09 19:40	MKP	9J21042	8270C
2-Chloronaphthalene	ND	D10	1100	71	ug/kg dry	5.00	10/22/09 19:40	MKP	9J21042	8270C
2-Chlorophenol	ND	D10	1100	54	ug/kg dry	5.00	10/22/09 19:40	MKP	9J21042	8270C
2-Methylnaphthalene	**78**	D10,J	1100	13	ug/kg dry	5.00	10/22/09 19:40	MKP	9J21042	8270C
2-Methylphenol	ND	D10	1100	33	ug/kg dry	5.00	10/22/09 19:40	MKP	9J21042	8270C
2-Nitroaniline	ND	D10	2100	340	ug/kg dry	5.00	10/22/09 19:40	MKP	9J21042	8270C
2-Nitrophenol	ND	D10	1100	49	ug/kg dry	5.00	10/22/09 19:40	MKP	9J21042	8270C
3,3'-Dichlorobenzidine	ND	D10	1100	930	ug/kg dry	5.00	10/22/09 19:40	MKP	9J21042	8270C
3-Nitroaniline	ND	D10	2100	240	ug/kg dry	5.00	10/22/09 19:40	MKP	9J21042	8270C
4,6-Dinitro-2-methylphenol	ND	D10	2100	370	ug/kg dry	5.00	10/22/09 19:40	MKP	9J21042	8270C
4-Bromophenyl phenyl ether	ND	D10	1100	340	ug/kg dry	5.00	10/22/09 19:40	MKP	9J21042	8270C
4-Chloro-3-methylphenol	ND	D10	1100	44	ug/kg dry	5.00	10/22/09 19:40	MKP	9J21042	8270C
4-Chloroaniline	ND	D10	1100	310	ug/kg dry	5.00	10/22/09 19:40	MKP	9J21042	8270C
4-Chlorophenyl phenyl ether	ND	D10	1100	23	ug/kg dry	5.00	10/22/09 19:40	MKP	9J21042	8270C
4-Methylphenol	ND	D10	1100	59	ug/kg dry	5.00	10/22/09 19:40	MKP	9J21042	8270C
4-Nitroaniline	ND	D10	2100	120	ug/kg dry	5.00	10/22/09 19:40	MKP	9J21042	8270C
4-Nitrophenol	ND	D10	2100	260	ug/kg dry	5.00	10/22/09 19:40	MKP	9J21042	8270C
Acenaphthene	ND	D10	1100	12	ug/kg dry	5.00	10/22/09 19:40	MKP	9J21042	8270C
Acenaphthylene	ND	D10	1100	8.7	ug/kg dry	5.00	10/22/09 19:40	MKP	9J21042	8270C
Acetophenone	ND	D10	1100	54	ug/kg dry	5.00	10/22/09 19:40	MKP	9J21042	8270C
Anthracene	ND	D10	1100	27	ug/kg dry	5.00	10/22/09 19:40	MKP	9J21042	8270C
Atrazine	ND	D10	1100	47	ug/kg dry	5.00	10/22/09 19:40	MKP	9J21042	8270C
Benzaldehyde	ND	D10	1100	120	ug/kg dry	5.00	10/22/09 19:40	MKP	9J21042	8270C
Benzo(a)anthracene	**280**	D10,J	1100	18	ug/kg dry	5.00	10/22/09 19:40	MKP	9J21042	8270C
Benzo(a)pyrene	**280**	D10,J	1100	26	ug/kg dry	5.00	10/22/09 19:40	MKP	9J21042	8270C
Benzo(b)fluoranthene	**340**	D10,J	1100	21	ug/kg dry	5.00	10/22/09 19:40	MKP	9J21042	8270C
Benzo(ghi)perylene	**230**	D10,J	1100	13	ug/kg dry	5.00	10/22/09 19:40	MKP	9J21042	8270C
Benzo(k)fluoranthene	**120**	D10,J	1100	12	ug/kg dry	5.00	10/22/09 19:40	MKP	9J21042	8270C
Biphenyl	ND	D10	1100	66	ug/kg dry	5.00	10/22/09 19:40	MKP	9J21042	8270C
Bis(2-chloroethoxy)methane	ND	D10	1100	58	ug/kg dry	5.00	10/22/09 19:40	MKP	9J21042	8270C
Bis(2-chloroethyl)ether	ND	D10	1100	92	ug/kg dry	5.00	10/22/09 19:40	MKP	9J21042	8270C
2,2'-Oxybis(1-Chloropropane)	ND	D10	1100	110	ug/kg dry	5.00	10/22/09 19:40	MKP	9J21042	8270C
Bis(2-ethylhexyl) phthalate	ND	D10	1100	340	ug/kg dry	5.00	10/22/09 19:40	MKP	9J21042	8270C
Butyl benzyl phthalate	ND	D10	1100	290	ug/kg dry	5.00	10/22/09 19:40	MKP	9J21042	8270C
Caprolactam	ND	D10	1100	460	ug/kg dry	5.00	10/22/09 19:40	MKP	9J21042	8270C
Carbazole	ND	D10	1100	12	ug/kg dry	5.00	10/22/09 19:40	MKP	9J21042	8270C
Chrysene	**270**	D10,J	1100	11	ug/kg dry	5.00	10/22/09 19:40	MKP	9J21042	8270C
Dibenzo(a,h)anthracene	ND	D10	1100	12	ug/kg dry	5.00	10/22/09 19:40	MKP	9J21042	8270C
Dibenzofuran	**54**	D10,J	1100	11	ug/kg dry	5.00	10/22/09 19:40	MKP	9J21042	8270C

Benchmark Environmental & Engineering Science
2558 Hamburg Turnpike, Suite 300
Lackawanna, NY 14218

SDG Number: RSJ0652

Project: Benchmark - Globe site
Project Number: TURN

Received: 10/09/09
Reported: 10/28/09 15:41

Analytical Report

Client ID: TP-13 (0-2) (RSJ0655-03RE1 - Solid) - cont. **Sampled: 10/08/09 15:15** **Recvd: 10/09/09 11:40**

Semivolatile Organics by GC/MS - cont.

Analyte	Sample Result	Data Qualifiers	RL	MDL	Units	Dil Fac	Date Analyzed	Lab Tech	Batch	Method
Diethyl phthalate	ND	D10	1100	32	ug/kg dry	5.00	10/22/09 19:40	MKP	9J21042	8270C
Dimethyl phthalate	ND	D10	1100	28	ug/kg dry	5.00	10/22/09 19:40	MKP	9J21042	8270C
Di-n-butyl phthalate	ND	D10	1100	370	ug/kg dry	5.00	10/22/09 19:40	MKP	9J21042	8270C
Di-n-octyl phthalate	ND	D10	1100	25	ug/kg dry	5.00	10/22/09 19:40	MKP	9J21042	8270C
Fluoranthene	**410**	D10,J	1100	15	ug/kg dry	5.00	10/22/09 19:40	MKP	9J21042	8270C
Fluorene	ND	D10	1100	24	ug/kg dry	5.00	10/22/09 19:40	MKP	9J21042	8270C
Hexachlorobenzene	ND	D10	1100	53	ug/kg dry	5.00	10/22/09 19:40	MKP	9J21042	8270C
Hexachlorobutadiene	ND	D10	1100	54	ug/kg dry	5.00	10/22/09 19:40	MKP	9J21042	8270C
Hexachlorocyclopentadiene	ND	D10	1100	320	ug/kg dry	5.00	10/22/09 19:40	MKP	9J21042	8270C
Hexachloroethane	ND	D10	1100	82	ug/kg dry	5.00	10/22/09 19:40	MKP	9J21042	8270C
Indeno(1,2,3-cd)pyrene	**180**	D10,J	1100	29	ug/kg dry	5.00	10/22/09 19:40	MKP	9J21042	8270C
Isophorone	ND	D10	1100	53	ug/kg dry	5.00	10/22/09 19:40	MKP	9J21042	8270C
Naphthalene	ND	D10	1100	18	ug/kg dry	5.00	10/22/09 19:40	MKP	9J21042	8270C
Nitrobenzene	ND	D10	1100	47	ug/kg dry	5.00	10/22/09 19:40	MKP	9J21042	8270C
N-Nitrosodi-n-propylamine	ND	D10	1100	84	ug/kg dry	5.00	10/22/09 19:40	MKP	9J21042	8270C
N-Nitrosodiphenylamine	ND	D10,L, M7	1100	58	ug/kg dry	5.00	10/22/09 19:40	MKP	9J21042	8270C
Pentachlorophenol	ND	D10	2100	360	ug/kg dry	5.00	10/22/09 19:40	MKP	9J21042	8270C
Phenanthrene	**380**	D10,J	1100	22	ug/kg dry	5.00	10/22/09 19:40	MKP	9J21042	8270C
Phenol	ND	D10	1100	110	ug/kg dry	5.00	10/22/09 19:40	MKP	9J21042	8270C
Pyrene	**420**	D10,J	1100	6.9	ug/kg dry	5.00	10/22/09 19:40	MKP	9J21042	8270C
2,4,6-Tribromophenol	*82 %*	*D10*	*Surr Limits: (39-146%)*				*10/22/09 19:40*	*MKP*	*9J21042*	*8270C*
2-Fluorobiphenyl	*90 %*	*D10*	*Surr Limits: (37-120%)*				*10/22/09 19:40*	*MKP*	*9J21042*	*8270C*
2-Fluorophenol	*68 %*	*D10*	*Surr Limits: (18-120%)*				*10/22/09 19:40*	*MKP*	*9J21042*	*8270C*
Nitrobenzene-d5	*84 %*	*D10*	*Surr Limits: (34-132%)*				*10/22/09 19:40*	*MKP*	*9J21042*	*8270C*
Phenol-d5	*75 %*	*D10*	*Surr Limits: (11-120%)*				*10/22/09 19:40*	*MKP*	*9J21042*	*8270C*
p-Terphenyl-d14	*87 %*	*D10*	*Surr Limits: (58-147%)*				*10/22/09 19:40*	*MKP*	*9J21042*	*8270C*

Benchmark Environmental & Engineering Science
2558 Hamburg Turnpike, Suite 300
Lackawanna, NY 14218

SDG Number: RSJ0652

Project: Benchmark - Globe site
Project Number: TURN

Received: 10/09/09
Reported: 10/28/09 15:41

Analytical Report

Client ID: TP-15 (0-2) (RSJ0655-06 - Solid) — **Sampled: 10/08/09 16:00** — **Recvd: 10/09/09 11:40**

Analyte	Sample Result	Data Qualifiers	RL	MDL	Units	Dil Fac	Date Analyzed	Lab Tech	Batch	Method
Total Metals by SW 846 Series Methods										
Aluminum	**19800**		13.3	NR	mg/kg dry	1.00	10/15/09 13:11	DAN	9J12051	6010B
Antimony	ND		20.0	NR	mg/kg dry	1.00	10/15/09 13:11	DAN	9J12051	6010B
Arsenic	**7.2**		2.7	NR	mg/kg dry	1.00	10/15/09 13:11	DAN	9J12051	6010B
Barium	**178**		0.666	NR	mg/kg dry	1.00	10/15/09 13:11	DAN	9J12051	6010B
Beryllium	**0.614**		0.266	NR	mg/kg dry	1.00	10/15/09 13:11	DAN	9J12051	6010B
Cadmium	**0.489**		0.266	NR	mg/kg dry	1.00	10/15/09 13:11	DAN	9J12051	6010B
Calcium	**14600**		66.6	NR	mg/kg dry	1.00	10/15/09 13:11	DAN	9J12051	6010B
Chromium	**1070**		0.666	NR	mg/kg dry	1.00	10/15/09 13:11	DAN	9J12051	6010B
Cobalt	**28.3**		0.666	NR	mg/kg dry	1.00	10/15/09 13:11	DAN	9J12051	6010B
Copper	**160**		1.3	NR	mg/kg dry	1.00	10/15/09 13:11	DAN	9J12051	6010B
Iron	**21100**		13.3	NR	mg/kg dry	1.00	10/15/09 13:11	DAN	9J12051	6010B
Lead	**48.5**		1.3	NR	mg/kg dry	1.00	10/15/09 13:11	DAN	9J12051	6010B
Magnesium	**42800**		26.6	NR	mg/kg dry	1.00	10/15/09 13:11	DAN	9J12051	6010B
Manganese	**3510**	D08	1.3	NR	mg/kg dry	5.00	10/15/09 19:04	DAN	9J12051	6010B
Nickel	**1330**		6.66	NR	mg/kg dry	1.00	10/15/09 13:11	DAN	9J12051	6010B
Potassium	**934**		39.9	NR	mg/kg dry	1.00	10/15/09 13:11	DAN	9J12051	6010B
Selenium	ND		5.3	NR	mg/kg dry	1.00	10/15/09 13:11	DAN	9J12051	6010B
Silver	ND		0.666	NR	mg/kg dry	1.00	10/15/09 13:11	DAN	9J12051	6010B
Sodium	ND		186	NR	mg/kg dry	1.00	10/15/09 13:11	DAN	9J12051	6010B
Thallium	ND		8.0	NR	mg/kg dry	1.00	10/15/09 13:11	DAN	9J12051	6010B
Vanadium	**27.3**		0.666	NR	mg/kg dry	1.00	10/15/09 13:11	DAN	9J12051	6010B
Zinc	**130**		2.7	NR	mg/kg dry	1.00	10/15/09 13:11	DAN	9J12051	6010B
Mercury	**0.0400**		0.0247	NR	mg/kg dry	1.00	10/14/09 20:21	MXM	9J13027	7471A
General Chemistry Parameters										
Percent Solids	**74**		0.010	NR	%	1.00	10/12/09 17:04	JR	9J12049	Dry Weight

Benchmark Environmental & Engineering Science
2558 Hamburg Turnpike, Suite 300
Lackawanna, NY 14218

SDG Number: RSJ0652

Project: Benchmark - Globe site
Project Number: TURN

Received: 10/09/09
Reported: 10/28/09 15:41

Analytical Report

Client ID: TP-15 (0-2) (RSJ0655-06RE1 - Solid) — **Sampled: 10/08/09 16:00** — **Recvd: 10/09/09 11:40**

Semivolatile Organics by GC/MS

Analyte	Sample Result	Data Qualifiers	RL	MDL	Units	Dil Fac	Date Analyzed	Lab Tech	Batch	Method
2,4,5-Trichlorophenol	ND	D10	1100	250	ug/kg dry	5.00	10/22/09 20:04	MKP	9J21042	8270C
2,4,6-Trichlorophenol	ND	D10	1100	74	ug/kg dry	5.00	10/22/09 20:04	MKP	9J21042	8270C
2,4-Dichlorophenol	ND	D10	1100	59	ug/kg dry	5.00	10/22/09 20:04	MKP	9J21042	8270C
2,4-Dimethylphenol	ND	D10	1100	300	ug/kg dry	5.00	10/22/09 20:04	MKP	9J21042	8270C
2,4-Dinitrophenol	ND	D10	2200	390	ug/kg dry	5.00	10/22/09 20:04	MKP	9J21042	8270C
2,4-Dinitrotoluene	ND	D10	1100	170	ug/kg dry	5.00	10/22/09 20:04	MKP	9J21042	8270C
2,6-Dinitrotoluene	ND	D10	1100	280	ug/kg dry	5.00	10/22/09 20:04	MKP	9J21042	8270C
2-Chloronaphthalene	ND	D10	1100	75	ug/kg dry	5.00	10/22/09 20:04	MKP	9J21042	8270C
2-Chlorophenol	ND	D10	1100	57	ug/kg dry	5.00	10/22/09 20:04	MKP	9J21042	8270C
2-Methylnaphthalene	ND	D10	1100	14	ug/kg dry	5.00	10/22/09 20:04	MKP	9J21042	8270C
2-Methylphenol	ND	D10	1100	35	ug/kg dry	5.00	10/22/09 20:04	MKP	9J21042	8270C
2-Nitroaniline	ND	D10	2200	360	ug/kg dry	5.00	10/22/09 20:04	MKP	9J21042	8270C
2-Nitrophenol	ND	D10	1100	51	ug/kg dry	5.00	10/22/09 20:04	MKP	9J21042	8270C
3,3'-Dichlorobenzidine	ND	D10	1100	990	ug/kg dry	5.00	10/22/09 20:04	MKP	9J21042	8270C
3-Nitroaniline	ND	D10	2200	260	ug/kg dry	5.00	10/22/09 20:04	MKP	9J21042	8270C
4,6-Dinitro-2-methylphenol	ND	D10	2200	390	ug/kg dry	5.00	10/22/09 20:04	MKP	9J21042	8270C
4-Bromophenyl phenyl ether	ND	D10	1100	360	ug/kg dry	5.00	10/22/09 20:04	MKP	9J21042	8270C
4-Chloro-3-methylphenol	ND	D10	1100	46	ug/kg dry	5.00	10/22/09 20:04	MKP	9J21042	8270C
4-Chloroaniline	ND	D10	1100	330	ug/kg dry	5.00	10/22/09 20:04	MKP	9J21042	8270C
4-Chlorophenyl phenyl ether	ND	D10	1100	24	ug/kg dry	5.00	10/22/09 20:04	MKP	9J21042	8270C
4-Methylphenol	ND	D10	1100	63	ug/kg dry	5.00	10/22/09 20:04	MKP	9J21042	8270C
4-Nitroaniline	ND	D10	2200	130	ug/kg dry	5.00	10/22/09 20:04	MKP	9J21042	8270C
4-Nitrophenol	ND	D10	2200	270	ug/kg dry	5.00	10/22/09 20:04	MKP	9J21042	8270C
Acenaphthene	ND	D10	1100	13	ug/kg dry	5.00	10/22/09 20:04	MKP	9J21042	8270C
Acenaphthylene	ND	D10	1100	9.2	ug/kg dry	5.00	10/22/09 20:04	MKP	9J21042	8270C
Acetophenone	ND	D10	1100	58	ug/kg dry	5.00	10/22/09 20:04	MKP	9J21042	8270C
Anthracene	**84**	D10,J	1100	29	ug/kg dry	5.00	10/22/09 20:04	MKP	9J21042	8270C
Atrazine	ND	D10	1100	50	ug/kg dry	5.00	10/22/09 20:04	MKP	9J21042	8270C
Benzaldehyde	ND	D10	1100	120	ug/kg dry	5.00	10/22/09 20:04	MKP	9J21042	8270C
Benzo(a)anthracene	**460**	D10,J	1100	19	ug/kg dry	5.00	10/22/09 20:04	MKP	9J21042	8270C
Benzo(a)pyrene	**540**	D10,J	1100	27	ug/kg dry	5.00	10/22/09 20:04	MKP	9J21042	8270C
Benzo(b)fluoranthene	**610**	D10,J	1100	22	ug/kg dry	5.00	10/22/09 20:04	MKP	9J21042	8270C
Benzo(ghi)perylene	**390**	D10,J	1100	13	ug/kg dry	5.00	10/22/09 20:04	MKP	9J21042	8270C
Benzo(k)fluoranthene	**220**	D10,J	1100	12	ug/kg dry	5.00	10/22/09 20:04	MKP	9J21042	8270C
Biphenyl	ND	D10	1100	70	ug/kg dry	5.00	10/22/09 20:04	MKP	9J21042	8270C
Bis(2-chloroethoxy)methane	ND	D10	1100	61	ug/kg dry	5.00	10/22/09 20:04	MKP	9J21042	8270C
Bis(2-chloroethyl)ether	ND	D10	1100	97	ug/kg dry	5.00	10/22/09 20:04	MKP	9J21042	8270C
2,2'-Oxybis(1-Chloropropane)	ND	D10	1100	120	ug/kg dry	5.00	10/22/09 20:04	MKP	9J21042	8270C
Bis(2-ethylhexyl) phthalate	ND	D10	1100	360	ug/kg dry	5.00	10/22/09 20:04	MKP	9J21042	8270C
Butyl benzyl phthalate	ND	D10	1100	300	ug/kg dry	5.00	10/22/09 20:04	MKP	9J21042	8270C
Caprolactam	ND	D10	1100	490	ug/kg dry	5.00	10/22/09 20:04	MKP	9J21042	8270C
Carbazole	ND	D10	1100	13	ug/kg dry	5.00	10/22/09 20:04	MKP	9J21042	8270C
Chrysene	**440**	D10,J	1100	11	ug/kg dry	5.00	10/22/09 20:04	MKP	9J21042	8270C
Dibenzo(a,h)anthracene	ND	D10	1100	13	ug/kg dry	5.00	10/22/09 20:04	MKP	9J21042	8270C
Dibenzofuran	ND	D10	1100	12	ug/kg dry	5.00	10/22/09 20:04	MKP	9J21042	8270C

Benchmark Environmental & Engineering Science
2558 Hamburg Turnpike, Suite 300
Lackawanna, NY 14218

SDG Number: RSJ0652

Project: Benchmark - Globe site
Project Number: TURN

Received: 10/09/09
Reported: 10/28/09 15:41

Analytical Report

Client ID: TP-15 (0-2) (RSJ0655-06RE1 - Solid) - cont. **Sampled: 10/08/09 16:00** **Recvd: 10/09/09 11:40**

Semivolatile Organics by GC/MS - cont.

Analyte	Sample Result	Data Qualifiers	RL	MDL	Units	Dil Fac	Date Analyzed	Lab Tech	Batch	Method
Diethyl phthalate	ND	D10	1100	34	ug/kg dry	5.00	10/22/09 20:04	MKP	9J21042	8270C
Dimethyl phthalate	ND	D10	1100	29	ug/kg dry	5.00	10/22/09 20:04	MKP	9J21042	8270C
Di-n-butyl phthalate	ND	D10	1100	390	ug/kg dry	5.00	10/22/09 20:04	MKP	9J21042	8270C
Di-n-octyl phthalate	ND	D10	1100	26	ug/kg dry	5.00	10/22/09 20:04	MKP	9J21042	8270C
Fluoranthene	**670**	D10,J	1100	16	ug/kg dry	5.00	10/22/09 20:04	MKP	9J21042	8270C
Fluorene	ND	D10	1100	26	ug/kg dry	5.00	10/22/09 20:04	MKP	9J21042	8270C
Hexachlorobenzene	ND	D10	1100	56	ug/kg dry	5.00	10/22/09 20:04	MKP	9J21042	8270C
Hexachlorobutadiene	ND	D10	1100	58	ug/kg dry	5.00	10/22/09 20:04	MKP	9J21042	8270C
Hexachlorocyclopentadiene	ND	D10	1100	340	ug/kg dry	5.00	10/22/09 20:04	MKP	9J21042	8270C
Hexachloroethane	ND	D10	1100	87	ug/kg dry	5.00	10/22/09 20:04	MKP	9J21042	8270C
Indeno(1,2,3-cd)pyrene	**350**	D10,J	1100	31	ug/kg dry	5.00	10/22/09 20:04	MKP	9J21042	8270C
Isophorone	ND	D10	1100	56	ug/kg dry	5.00	10/22/09 20:04	MKP	9J21042	8270C
Naphthalene	**140**	D10,J	1100	19	ug/kg dry	5.00	10/22/09 20:04	MKP	9J21042	8270C
Nitrobenzene	ND	D10	1100	50	ug/kg dry	5.00	10/22/09 20:04	MKP	9J21042	8270C
N-Nitrosodi-n-propylamine	ND	D10	1100	89	ug/kg dry	5.00	10/22/09 20:04	MKP	9J21042	8270C
N-Nitrosodiphenylamine	ND	D10,L	1100	61	ug/kg dry	5.00	10/22/09 20:04	MKP	9J21042	8270C
Pentachlorophenol	ND	D10	2200	390	ug/kg dry	5.00	10/22/09 20:04	MKP	9J21042	8270C
Phenanthrene	**350**	D10,J	1100	24	ug/kg dry	5.00	10/22/09 20:04	MKP	9J21042	8270C
Phenol	ND	D10	1100	120	ug/kg dry	5.00	10/22/09 20:04	MKP	9J21042	8270C
Pyrene	**590**	D10,J	1100	7.3	ug/kg dry	5.00	10/22/09 20:04	MKP	9J21042	8270C
2,4,6-Tribromophenol	*82 %*	*D10*	*Surr Limits: (39-146%)*				*10/22/09 20:04*	*MKP*	*9J21042*	*8270C*
2-Fluorobiphenyl	*89 %*	*D10*	*Surr Limits: (37-120%)*				*10/22/09 20:04*	*MKP*	*9J21042*	*8270C*
2-Fluorophenol	*70 %*	*D10*	*Surr Limits: (18-120%)*				*10/22/09 20:04*	*MKP*	*9J21042*	*8270C*
Nitrobenzene-d5	*86 %*	*D10*	*Surr Limits: (34-132%)*				*10/22/09 20:04*	*MKP*	*9J21042*	*8270C*
Phenol-d5	*78 %*	*D10*	*Surr Limits: (11-120%)*				*10/22/09 20:04*	*MKP*	*9J21042*	*8270C*
p-Terphenyl-d14	*91 %*	*D10*	*Surr Limits: (58-147%)*				*10/22/09 20:04*	*MKP*	*9J21042*	*8270C*

Benchmark Environmental & Engineering Science
2558 Hamburg Turnpike, Suite 300
Lackawanna, NY 14218

SDG Number: RSJ0652

Project: Benchmark - Globe site
Project Number: TURN

Received: 10/09/09
Reported: 10/28/09 15:41

Analytical Report

Client ID: TP-21 (0-2) (RSJ0655-07 - Solid) — **Sampled: 10/08/09 16:30** — **Recvd: 10/09/09 11:40**

Analyte	Sample Result	Data Qualifiers	RL	MDL	Units	Dil Fac	Date Analyzed	Lab Tech	Batch	Method
Total Metals by SW 846 Series Methods										
Aluminum	**1270**		10.7	NR	mg/kg dry	1.00	10/15/09 13:29	DAN	9J12051	6010B
Antimony	ND		16.1	NR	mg/kg dry	1.00	10/15/09 13:29	DAN	9J12051	6010B
Arsenic	**4.2**		2.1	NR	mg/kg dry	1.00	10/15/09 13:29	DAN	9J12051	6010B
Barium	**28.9**		0.536	NR	mg/kg dry	1.00	10/15/09 13:29	DAN	9J12051	6010B
Beryllium	ND		0.214	NR	mg/kg dry	1.00	10/15/09 13:29	DAN	9J12051	6010B
Cadmium	ND		0.214	NR	mg/kg dry	1.00	10/15/09 13:29	DAN	9J12051	6010B
Calcium	**13100**		53.6	NR	mg/kg dry	1.00	10/15/09 13:29	DAN	9J12051	6010B
Chromium	**432**		0.536	NR	mg/kg dry	1.00	10/15/09 13:29	DAN	9J12051	6010B
Cobalt	**20.6**		0.536	NR	mg/kg dry	1.00	10/15/09 13:29	DAN	9J12051	6010B
Copper	**80.2**		1.1	NR	mg/kg dry	1.00	10/15/09 13:29	DAN	9J12051	6010B
Iron	**41100**		10.7	NR	mg/kg dry	1.00	10/15/09 13:29	DAN	9J12051	6010B
Lead	**54.6**		1.1	NR	mg/kg dry	1.00	10/15/09 13:29	DAN	9J12051	6010B
Magnesium	**5830**		21.4	NR	mg/kg dry	1.00	10/15/09 13:29	DAN	9J12051	6010B
Manganese	**669**		0.2	NR	mg/kg dry	1.00	10/15/09 13:29	DAN	9J12051	6010B
Nickel	**394**		5.36	NR	mg/kg dry	1.00	10/15/09 13:29	DAN	9J12051	6010B
Potassium	**207**		32.1	NR	mg/kg dry	1.00	10/15/09 13:29	DAN	9J12051	6010B
Selenium	ND		4.3	NR	mg/kg dry	1.00	10/15/09 13:29	DAN	9J12051	6010B
Silver	ND		0.536	NR	mg/kg dry	1.00	10/15/09 13:29	DAN	9J12051	6010B
Sodium	ND		150	NR	mg/kg dry	1.00	10/15/09 13:29	DAN	9J12051	6010B
Thallium	ND		6.4	NR	mg/kg dry	1.00	10/15/09 13:29	DAN	9J12051	6010B
Vanadium	**14.1**		0.536	NR	mg/kg dry	1.00	10/15/09 13:29	DAN	9J12051	6010B
Zinc	**132**		2.1	NR	mg/kg dry	1.00	10/15/09 13:29	DAN	9J12051	6010B
Mercury	ND		0.0218	NR	mg/kg dry	1.00	10/14/09 20:23	MXM	9J13027	7471A
General Chemistry Parameters										
Percent Solids	**89**		0.010	NR	%	1.00	10/12/09 17:06	JR	9J12049	Dry Weight

Benchmark Environmental & Engineering Science
2558 Hamburg Turnpike, Suite 300
Lackawanna, NY 14218

SDG Number: RSJ0652

Project: Benchmark - Globe site
Project Number: TURN

Received: 10/09/09
Reported: 10/28/09 15:41

Analytical Report

Client ID: TP-21 (0-2) (RSJ0655-07RE1 - Solid) — **Sampled: 10/08/09 16:30** — **Recvd: 10/09/09 11:40**

Semivolatile Organics by GC/MS

Analyte	Sample Result	Data Qualifiers	RL	MDL	Units	Dil Fac	Date Analyzed	Lab Tech	Batch	Method
2,4,5-Trichlorophenol	ND	D10	940	200	ug/kg dry	5.00	10/22/09 20:29	MKP	9J21042	8270C
2,4,6-Trichlorophenol	ND	D10	940	62	ug/kg dry	5.00	10/22/09 20:29	MKP	9J21042	8270C
2,4-Dichlorophenol	ND	D10	940	49	ug/kg dry	5.00	10/22/09 20:29	MKP	9J21042	8270C
2,4-Dimethylphenol	ND	D10	940	250	ug/kg dry	5.00	10/22/09 20:29	MKP	9J21042	8270C
2,4-Dinitrophenol	ND	D10	1800	330	ug/kg dry	5.00	10/22/09 20:29	MKP	9J21042	8270C
2,4-Dinitrotoluene	ND	D10	940	140	ug/kg dry	5.00	10/22/09 20:29	MKP	9J21042	8270C
2,6-Dinitrotoluene	ND	D10	940	230	ug/kg dry	5.00	10/22/09 20:29	MKP	9J21042	8270C
2-Chloronaphthalene	ND	D10	940	63	ug/kg dry	5.00	10/22/09 20:29	MKP	9J21042	8270C
2-Chlorophenol	ND	D10	940	48	ug/kg dry	5.00	10/22/09 20:29	MKP	9J21042	8270C
2-Methylnaphthalene	**77**	D10,J	940	11	ug/kg dry	5.00	10/22/09 20:29	MKP	9J21042	8270C
2-Methylphenol	ND	D10	940	29	ug/kg dry	5.00	10/22/09 20:29	MKP	9J21042	8270C
2-Nitroaniline	ND	D10	1800	300	ug/kg dry	5.00	10/22/09 20:29	MKP	9J21042	8270C
2-Nitrophenol	ND	D10	940	43	ug/kg dry	5.00	10/22/09 20:29	MKP	9J21042	8270C
3,3'-Dichlorobenzidine	ND	D10	940	820	ug/kg dry	5.00	10/22/09 20:29	MKP	9J21042	8270C
3-Nitroaniline	ND	D10	1800	210	ug/kg dry	5.00	10/22/09 20:29	MKP	9J21042	8270C
4,6-Dinitro-2-methylphenol	ND	D10	1800	320	ug/kg dry	5.00	10/22/09 20:29	MKP	9J21042	8270C
4-Bromophenyl phenyl ether	ND	D10	940	300	ug/kg dry	5.00	10/22/09 20:29	MKP	9J21042	8270C
4-Chloro-3-methylphenol	ND	D10	940	38	ug/kg dry	5.00	10/22/09 20:29	MKP	9J21042	8270C
4-Chloroaniline	ND	D10	940	270	ug/kg dry	5.00	10/22/09 20:29	MKP	9J21042	8270C
4-Chlorophenyl phenyl ether	ND	D10	940	20	ug/kg dry	5.00	10/22/09 20:29	MKP	9J21042	8270C
4-Methylphenol	ND	D10	940	52	ug/kg dry	5.00	10/22/09 20:29	MKP	9J21042	8270C
4-Nitroaniline	ND	D10	1800	100	ug/kg dry	5.00	10/22/09 20:29	MKP	9J21042	8270C
4-Nitrophenol	ND	D10	1800	230	ug/kg dry	5.00	10/22/09 20:29	MKP	9J21042	8270C
Acenaphthene	**63**	D10,J	940	11	ug/kg dry	5.00	10/22/09 20:29	MKP	9J21042	8270C
Acenaphthylene	ND	D10	940	7.6	ug/kg dry	5.00	10/22/09 20:29	MKP	9J21042	8270C
Acetophenone	ND	D10	940	48	ug/kg dry	5.00	10/22/09 20:29	MKP	9J21042	8270C
Anthracene	**130**	D10,J	940	24	ug/kg dry	5.00	10/22/09 20:29	MKP	9J21042	8270C
Atrazine	ND	D10	940	42	ug/kg dry	5.00	10/22/09 20:29	MKP	9J21042	8270C
Benzaldehyde	ND	D10	940	100	ug/kg dry	5.00	10/22/09 20:29	MKP	9J21042	8270C
Benzo(a)anthracene	**450**	D10,J	940	16	ug/kg dry	5.00	10/22/09 20:29	MKP	9J21042	8270C
Benzo(a)pyrene	**470**	D10,J	940	22	ug/kg dry	5.00	10/22/09 20:29	MKP	9J21042	8270C
Benzo(b)fluoranthene	**580**	D10,J	940	18	ug/kg dry	5.00	10/22/09 20:29	MKP	9J21042	8270C
Benzo(ghi)perylene	**310**	D10,J	940	11	ug/kg dry	5.00	10/22/09 20:29	MKP	9J21042	8270C
Benzo(k)fluoranthene	**200**	D10,J	940	10	ug/kg dry	5.00	10/22/09 20:29	MKP	9J21042	8270C
Biphenyl	ND	D10	940	58	ug/kg dry	5.00	10/22/09 20:29	MKP	9J21042	8270C
Bis(2-chloroethoxy)methane	ND	D10	940	51	ug/kg dry	5.00	10/22/09 20:29	MKP	9J21042	8270C
Bis(2-chloroethyl)ether	ND	D10	940	81	ug/kg dry	5.00	10/22/09 20:29	MKP	9J21042	8270C
2,2'-Oxybis(1-Chloropropane)	ND	D10	940	98	ug/kg dry	5.00	10/22/09 20:29	MKP	9J21042	8270C
Bis(2-ethylhexyl) phthalate	ND	D10	940	300	ug/kg dry	5.00	10/22/09 20:29	MKP	9J21042	8270C
Butyl benzyl phthalate	ND	D10	940	250	ug/kg dry	5.00	10/22/09 20:29	MKP	9J21042	8270C
Caprolactam	ND	D10	940	400	ug/kg dry	5.00	10/22/09 20:29	MKP	9J21042	8270C
Carbazole	ND	D10	940	11	ug/kg dry	5.00	10/22/09 20:29	MKP	9J21042	8270C
Chrysene	**520**	D10,J	940	9.3	ug/kg dry	5.00	10/22/09 20:29	MKP	9J21042	8270C
Dibenzo(a,h)anthracene	ND	D10	940	11	ug/kg dry	5.00	10/22/09 20:29	MKP	9J21042	8270C
Dibenzofuran	ND	D10	940	9.7	ug/kg dry	5.00	10/22/09 20:29	MKP	9J21042	8270C

Benchmark Environmental & Engineering Science
2558 Hamburg Turnpike, Suite 300
Lackawanna, NY 14218

SDG Number: RSJ0652

Project: Benchmark - Globe site
Project Number: TURN

Received: 10/09/09
Reported: 10/28/09 15:41

Analytical Report

Client ID: TP-21 (0-2) (RSJ0655-07RE1 - Solid) - cont. **Sampled: 10/08/09 16:30** **Recvd: 10/09/09 11:40**

Semivolatile Organics by GC/MS - cont.

Analyte	Sample Result	Data Qualifiers	RL	MDL	Units	Dil Fac	Date Analyzed	Lab Tech	Batch	Method
Diethyl phthalate	ND	D10	940	28	ug/kg dry	5.00	10/22/09 20:29	MKP	9J21042	8270C
Dimethyl phthalate	ND	D10	940	24	ug/kg dry	5.00	10/22/09 20:29	MKP	9J21042	8270C
Di-n-butyl phthalate	ND	D10	940	320	ug/kg dry	5.00	10/22/09 20:29	MKP	9J21042	8270C
Di-n-octyl phthalate	ND	D10	940	22	ug/kg dry	5.00	10/22/09 20:29	MKP	9J21042	8270C
Fluoranthene	**1200**	D10	940	14	ug/kg dry	5.00	10/22/09 20:29	MKP	9J21042	8270C
Fluorene	ND	D10	940	22	ug/kg dry	5.00	10/22/09 20:29	MKP	9J21042	8270C
Hexachlorobenzene	ND	D10	940	46	ug/kg dry	5.00	10/22/09 20:29	MKP	9J21042	8270C
Hexachlorobutadiene	ND	D10	940	48	ug/kg dry	5.00	10/22/09 20:29	MKP	9J21042	8270C
Hexachlorocyclopentadiene	ND	D10	940	280	ug/kg dry	5.00	10/22/09 20:29	MKP	9J21042	8270C
Hexachloroethane	ND	D10	940	72	ug/kg dry	5.00	10/22/09 20:29	MKP	9J21042	8270C
Indeno(1,2,3-cd)pyrene	**260**	D10,J	940	26	ug/kg dry	5.00	10/22/09 20:29	MKP	9J21042	8270C
Isophorone	ND	D10	940	47	ug/kg dry	5.00	10/22/09 20:29	MKP	9J21042	8270C
Naphthalene	ND	D10	940	16	ug/kg dry	5.00	10/22/09 20:29	MKP	9J21042	8270C
Nitrobenzene	ND	D10	940	41	ug/kg dry	5.00	10/22/09 20:29	MKP	9J21042	8270C
N-Nitrosodi-n-propylamine	ND	D10	940	74	ug/kg dry	5.00	10/22/09 20:29	MKP	9J21042	8270C
N-Nitrosodiphenylamine	ND	D10,L	940	51	ug/kg dry	5.00	10/22/09 20:29	MKP	9J21042	8270C
Pentachlorophenol	ND	D10	1800	320	ug/kg dry	5.00	10/22/09 20:29	MKP	9J21042	8270C
Phenanthrene	**740**	D10,J	940	20	ug/kg dry	5.00	10/22/09 20:29	MKP	9J21042	8270C
Phenol	ND	D10	940	98	ug/kg dry	5.00	10/22/09 20:29	MKP	9J21042	8270C
Pyrene	**940**	D10	940	6.0	ug/kg dry	5.00	10/22/09 20:29	MKP	9J21042	8270C
2,4,6-Tribromophenol	*73 %*	*D10*	*Surr Limits: (39-146%)*				*10/22/09 20:29*	*MKP*	*9J21042*	*8270C*
2-Fluorobiphenyl	*81 %*	*D10*	*Surr Limits: (37-120%)*				*10/22/09 20:29*	*MKP*	*9J21042*	*8270C*
2-Fluorophenol	*59 %*	*D10*	*Surr Limits: (18-120%)*				*10/22/09 20:29*	*MKP*	*9J21042*	*8270C*
Nitrobenzene-d5	*76 %*	*D10*	*Surr Limits: (34-132%)*				*10/22/09 20:29*	*MKP*	*9J21042*	*8270C*
Phenol-d5	*69 %*	*D10*	*Surr Limits: (11-120%)*				*10/22/09 20:29*	*MKP*	*9J21042*	*8270C*
p-Terphenyl-d14	*80 %*	*D10*	*Surr Limits: (58-147%)*				*10/22/09 20:29*	*MKP*	*9J21042*	*8270C*

Benchmark Environmental & Engineering Science
2558 Hamburg Turnpike, Suite 300
Lackawanna, NY 14218

SDG Number: RSJ0652

Project: Benchmark - Globe site
Project Number: TURN

Received: 10/09/09
Reported: 10/28/09 15:41

SAMPLE EXTRACTION DATA

Parameter	Batch	Lab Number	Wt/Vol Extracte	Units	Extract Volume	Units	Date Prepared	Lab Tech	Extraction Method
General Chemistry Parameters									
Dry Weight	9J12049	RSJ0652-01	10.00	g	10.00	g	10/12/09 10:54	JRR	Dry Weight
Dry Weight	9J12049	RSJ0652-02	10.00	g	10.00	g	10/12/09 10:54	JRR	Dry Weight
Dry Weight	9J12049	RSJ0652-05	10.00	g	10.00	g	10/12/09 10:54	JRR	Dry Weight
Dry Weight	9J12049	RSJ0652-06	10.00	g	10.00	g	10/12/09 10:54	JRR	Dry Weight
Dry Weight	9J12049	RSJ0652-07	10.00	g	10.00	g	10/12/09 10:54	JRR	Dry Weight
Dry Weight	9J12049	RSJ0652-08	10.00	g	10.00	g	10/12/09 10:54	JRR	Dry Weight
Dry Weight	9J12049	RSJ0652-09	10.00	g	10.00	g	10/12/09 10:54	JRR	Dry Weight
Dry Weight	9J12049	RSJ0652-10	10.00	g	10.00	g	10/12/09 10:54	JRR	Dry Weight
Dry Weight	9J12049	RSJ0652-11	10.00	g	10.00	g	10/12/09 10:54	JRR	Dry Weight
Polychlorinated Biphenyls by EPA Method 8082									
8082	9J10009	RSJ0652-07	30.25	g	10.00	mL	10/12/09 08:30	CXM	3550B GC
8082	9J10009	RSJ0652-11	30.35	g	10.00	mL	10/12/09 08:30	CXM	3550B GC
8082	9J10009	RSJ0652-08	30.37	g	10.00	mL	10/12/09 08:30	CXM	3550B GC
8082	9J10009	RSJ0652-06	30.41	g	10.00	mL	10/12/09 08:30	CXM	3550B GC
8082	9J10009	RSJ0652-09	30.49	g	10.00	mL	10/12/09 08:30	CXM	3550B GC
8082	9J10009	RSJ0652-05	30.51	g	10.00	mL	10/12/09 08:30	CXM	3550B GC
8082	9J10009	RSJ0652-02	30.78	g	10.00	mL	10/12/09 08:30	CXM	3550B GC
8082	9J10009	RSJ0652-10	30.89	g	10.00	mL	10/12/09 08:30	CXM	3550B GC
8082	9J10009	RSJ0652-01	30.95	g	10.00	mL	10/12/09 08:30	CXM	3550B GC
Semivolatile Organics by GC/MS									
8270C	9J12076	RSJ0652-11	30.15	g	1.00	mL	10/13/09 08:30	CXM	3550B MB
8270C	9J12076	RSJ0652-02	30.22	g	1.00	mL	10/13/09 08:30	CXM	3550B MB
8270C	9J12076	RSJ0652-10	30.24	g	1.00	mL	10/13/09 08:30	CXM	3550B MB
8270C	9J12076	RSJ0652-01	30.29	g	1.00	mL	10/13/09 08:30	CXM	3550B MB
8270C	9J12076	RSJ0652-09	30.33	g	1.00	mL	10/13/09 08:30	CXM	3550B MB
8270C	9J12076	RSJ0652-08	30.52	g	1.00	mL	10/13/09 08:30	CXM	3550B MB
8270C	9J12076	RSJ0652-05	30.85	g	1.00	mL	10/13/09 08:30	CXM	3550B MB
8270C	9J12076	RSJ0652-06	30.85	g	1.00	mL	10/13/09 08:30	CXM	3550B MB
8270C	9J12076	RSJ0652-07	30.91	g	1.00	mL	10/13/09 08:30	CXM	3550B MB
Total Metals by SW 846 Series Methods									
6010B	9J12050	RSJ0652-07	0.47	g	50.00	mL	10/12/09 01:00	KCW	3050B
6010B	9J12050	RSJ0652-08	0.48	g	50.00	mL	10/12/09 01:00	KCW	3050B
6010B	9J12050	RSJ0652-11	0.48	g	50.00	mL	10/12/09 01:00	KCW	3050B
6010B	9J12050	RSJ0652-10	0.48	g	50.00	mL	10/12/09 01:00	KCW	3050B
6010B	9J12050	RSJ0652-06	0.49	g	50.00	mL	10/12/09 01:00	KCW	3050B
6010B	9J12050	RSJ0652-09	0.49	g	50.00	mL	10/12/09 01:00	KCW	3050B

Benchmark Environmental & Engineering Science
2558 Hamburg Turnpike, Suite 300
Lackawanna, NY 14218

SDG Number: RSJ0652

Project: Benchmark - Globe site
Project Number: TURN

Received: 10/09/09
Reported: 10/28/09 15:41

SAMPLE EXTRACTION DATA

Parameter	Batch	Lab Number	Wt/Vol Extracte	Units	Extract Volume	Units	Date Prepared	Lab Tech	Extraction Method
6010B	9J12050	RSJ0652-01	0.50	g	50.00	mL	10/12/09 01:00	KCW	3050B
6010B	9J12050	RSJ0652-02	0.50	g	50.00	mL	10/12/09 01:00	KCW	3050B
6010B	9J12050	RSJ0652-05	0.51	g	50.00	mL	10/12/09 01:00	KCW	3050B
6010B	9J15016	RSJ0652-09RE1	0.46	g	50.00	mL	10/15/09 10:10	KCW	3050B
6010B	9J15016	RSJ0652-06RE1	0.48	g	50.00	mL	10/15/09 10:10	KCW	3050B
6010B	9J15016	RSJ0652-05RE1	0.48	g	50.00	mL	10/15/09 10:10	KCW	3050B
6010B	9J15016	RSJ0652-02RE1	0.49	g	50.00	mL	10/15/09 10:10	KCW	3050B
6010B	9J15016	RSJ0652-08RE1	0.50	g	50.00	mL	10/15/09 10:10	KCW	3050B
6010B	9J15016	RSJ0652-07RE1	0.50	g	50.00	mL	10/15/09 10:10	KCW	3050B
6010B	9J15016	RSJ0652-10RE1	0.51	g	50.00	mL	10/15/09 10:10	KCW	3050B
6010B	9J15016	RSJ0652-01RE1	0.52	g	50.00	mL	10/15/09 10:10	KCW	3050B
6010B	9J15016	RSJ0652-11RE1	0.55	g	50.00	mL	10/15/09 10:10	KCW	3050B
7471A	9J13027	RSJ0652-02	0.58	g	50.00	mL	10/14/09 15:00	MXM	7471A_
7471A	9J13027	RSJ0652-08	0.58	g	50.00	mL	10/14/09 15:00	MXM	7471A_
7471A	9J13027	RSJ0652-05	0.61	g	50.00	mL	10/14/09 15:00	MXM	7471A_
7471A	9J13027	RSJ0652-11	0.61	g	50.00	mL	10/14/09 15:00	MXM	7471A_
7471A	9J13027	RSJ0652-09	0.61	g	50.00	mL	10/14/09 15:00	MXM	7471A_
7471A	9J13027	RSJ0652-01	0.62	g	50.00	mL	10/14/09 15:00	MXM	7471A_
7471A	9J13027	RSJ0652-07	0.62	g	50.00	mL	10/14/09 15:00	MXM	7471A_
7471A	9J13027	RSJ0652-10	0.63	g	50.00	mL	10/14/09 15:00	MXM	7471A_
7471A	9J13027	RSJ0652-06	0.65	g	50.00	mL	10/14/09 15:00	MXM	7471A_

SAMPLE EXTRACTION DATA

Parameter	Batch	Lab Number	Wt/Vol Extracte	Units	Extract Volume	Units	Date Prepared	Lab Tech	Extraction Method
General Chemistry Parameters									
Dry Weight	9J12049	RSJ0653-01	10.00	g	10.00	g	10/12/09 10:54	JRR	Dry Weight
Semivolatile Organics by GC/MS									
8270C	9J21042	RSJ0653-01RE1	30.49	g	1.00	mL	10/21/09 17:00	CXM	3550B MB
Total Metals by SW 846 Series Methods									
6010B	9J12021	RSJ0653-01	0.46	g	50.00	mL	10/12/09 11:00	KCW	3050B
7471A	9J13025	RSJ0653-01	0.59	g	50.00	mL	10/13/09 13:30	MXM	7471A_
Volatile Organic Compounds by EPA 8260B									
8260B	9J10019	RSJ0653-01	5.03	g	5.00	mL	10/10/09 12:18	PJQ	5030B MS

SAMPLE EXTRACTION DATA

Parameter	Batch	Lab Number	Wt/Vol Extracte	Units	Extract Volume	Units	Date Prepared	Lab Tech	Extraction Method
General Chemistry Parameters									

Benchmark Environmental & Engineering Science
2558 Hamburg Turnpike, Suite 300
Lackawanna, NY 14218

SDG Number: RSJ0652

Project: Benchmark - Globe site
Project Number: TURN

Received: 10/09/09
Reported: 10/28/09 15:41

SAMPLE EXTRACTION DATA

Parameter	Batch	Lab Number	Wt/Vol Extracte	Units	Extract Volume	Units	Date Prepared	Lab Tech	Extraction Method
Dry Weight	9J12049	RSJ0655-01	10.00	g	10.00	g	10/12/09 10:54	JRR	Dry Weight
Dry Weight	9J12049	RSJ0655-02	10.00	g	10.00	g	10/12/09 10:54	JRR	Dry Weight
Dry Weight	9J12049	RSJ0655-03	10.00	g	10.00	g	10/12/09 10:54	JRR	Dry Weight
Dry Weight	9J12049	RSJ0655-06	10.00	g	10.00	g	10/12/09 10:54	JRR	Dry Weight
Dry Weight	9J12049	RSJ0655-07	10.00	g	10.00	g	10/12/09 10:54	JRR	Dry Weight
Dry Weight	9J12049	RSJ0655-08	10.00	g	10.00	g	10/12/09 10:54	JRR	Dry Weight
Semivolatile Organics by GC/MS									
8270C	9J21042	RSJ0655-03RE1	30.15	g	1.00	mL	10/21/09 17:00	CXM	3550B MB
8270C	9J21042	RSJ0655-01RE1	30.23	g	1.00	mL	10/21/09 17:00	CXM	3550B MB
8270C	9J21042	RSJ0655-06RE1	30.35	g	1.00	mL	10/21/09 17:00	CXM	3550B MB
8270C	9J21042	RSJ0655-07RE1	30.40	g	1.00	mL	10/21/09 17:00	CXM	3550B MB
8270C	9J21042	RSJ0655-02RE1	30.54	g	1.00	mL	10/21/09 17:00	CXM	3550B MB
8270C	9J21042	RSJ0655-08RE1	30.65	g	1.00	mL	10/21/09 17:00	CXM	3550B MB
Total Metals by SW 846 Series Methods									
6010B	9J12051	RSJ0655-01	0.48	g	50.00	mL	10/12/09 01:00	KCW	3050B
6010B	9J12051	RSJ0655-02	0.49	g	50.00	mL	10/12/09 01:00	KCW	3050B
6010B	9J12051	RSJ0655-08	0.50	g	50.00	mL	10/12/09 01:00	KCW	3050B
6010B	9J12051	RSJ0655-06	0.51	g	50.00	mL	10/12/09 01:00	KCW	3050B
6010B	9J12051	RSJ0655-03	0.51	g	50.00	mL	10/12/09 01:00	KCW	3050B
6010B	9J12051	RSJ0655-07	0.52	g	50.00	mL	10/12/09 01:00	KCW	3050B
7471A	9J13027	RSJ0655-08	0.59	g	50.00	mL	10/14/09 15:00	MXM	7471A_
7471A	9J13027	RSJ0655-03	0.61	g	50.00	mL	10/14/09 15:00	MXM	7471A_
7471A	9J13027	RSJ0655-07	0.62	g	50.00	mL	10/14/09 15:00	MXM	7471A_
7471A	9J13027	RSJ0655-02	0.63	g	50.00	mL	10/14/09 15:00	MXM	7471A_
7471A	9J13027	RSJ0655-01	0.65	g	50.00	mL	10/14/09 15:00	MXM	7471A_
7471A	9J13027	RSJ0655-06	0.66	g	50.00	mL	10/14/09 15:00	MXM	7471A_

Benchmark Environmental & Engineering Science
2558 Hamburg Turnpike, Suite 300
Lackawanna, NY 14218

SDG Number: RSJ0652

Project: Benchmark - Globe site
Project Number: TURN

Received: 10/09/09
Reported: 10/28/09 15:41

LABORATORY QC DATA

Analyte	Source Result	Spike Level	RL	MDL	Units	Result	% REC	% REC Limits	% RPD	RPD Limit	Data Qualifiers
Volatile Organic Compounds by EPA 8260B											
Blank Analyzed: 10/10/09 (Lab Number:9J10019-BLK1, Batch: 9J10019)											
1,1,1-Trichloroethane			5.0	0.36	ug/kg wet	ND					
1,1,2,2-Tetrachloroethane			5.0	0.81	ug/kg wet	ND					
1,1,2-Trichloroethane			5.0	0.25	ug/kg wet	ND					
1,1,2-Trichloro-1,2,2-trifluoroethane			5.0	2.5	ug/kg wet	ND					
1,1-Dichloroethane			5.0	0.25	ug/kg wet	ND					
1,1-Dichloroethene			5.0	0.61	ug/kg wet	ND					
1,2,4-Trichlorobenzene			5.0	0.30	ug/kg wet	ND					
1,2,4-Trimethylbenzene			5.0	0.36	ug/kg wet	ND					
1,2-Dibromo-3-chloropropane			5.0	2.5	ug/kg wet	ND					
1,2-Dibromoethane			5.0	0.19	ug/kg wet	ND					
1,2-Dichlorobenzene			5.0	0.39	ug/kg wet	ND					
1,2-Dichloroethane			5.0	0.25	ug/kg wet	ND					
1,2-Dichloropropane			5.0	2.5	ug/kg wet	ND					
1,3,5-Trimethylbenzene			5.0	0.32	ug/kg wet	ND					
1,3-Dichlorobenzene			5.0	0.26	ug/kg wet	ND					
1,4-Dichlorobenzene			5.0	0.70	ug/kg wet	ND					
2-Butanone			25	1.8	ug/kg wet	ND					
2-Hexanone			25	1.7	ug/kg wet	ND					
p-Cymene			5.0	0.40	ug/kg wet	ND					
4-Methyl-2-pentanone			25	1.6	ug/kg wet	ND					
Acetone			25	1.1	ug/kg wet	ND					
Benzene			5.0	0.24	ug/kg wet	ND					
Bromodichloromethane			5.0	0.26	ug/kg wet	ND					
Bromoform			5.0	2.5	ug/kg wet	ND					
Bromomethane			5.0	1.1	ug/kg wet	ND					
Carbon disulfide			5.0	0.43	ug/kg wet	ND					
Carbon Tetrachloride			5.0	0.48	ug/kg wet	ND					
Chlorobenzene			5.0	0.66	ug/kg wet	ND					
Dibromochloromethane			5.0	0.28	ug/kg wet	ND					
Chloroethane			5.0	2.1	ug/kg wet	ND					
Chloroform			5.0	0.31	ug/kg wet	ND					
Chloromethane			5.0	0.30	ug/kg wet	ND					
cis-1,2-Dichloroethene			5.0	0.25	ug/kg wet	ND					
cis-1,3-Dichloropropene			5.0	0.28	ug/kg wet	ND					
Cyclohexane			5.0	0.23	ug/kg wet	ND					
Dichlorodifluoromethane			5.0	0.41	ug/kg wet	ND					

Benchmark Environmental & Engineering Science
2558 Hamburg Turnpike, Suite 300
Lackawanna, NY 14218

SDG Number: RSJ0652

Project: Benchmark - Globe site
Project Number: TURN

Received: 10/09/09
Reported: 10/28/09 15:41

LABORATORY QC DATA

Analyte	Source Result	Spike Level	RL	MDL	Units	Result	% REC	% REC Limits	% RPD	RPD Limit	Data Qualifiers
Volatile Organic Compounds by EPA 8260B											
Blank Analyzed: 10/10/09 (Lab Number:9J10019-BLK1, Batch: 9J10019)											
Ethylbenzene			5.0	0.34	ug/kg wet	ND					
Isopropylbenzene			5.0	0.75	ug/kg wet	ND					
Methyl Acetate			5.0	0.27	ug/kg wet	ND					
Methyl-t-Butyl Ether (MTBE)			5.0	0.49	ug/kg wet	ND					
Methylcyclohexane			5.0	0.32	ug/kg wet	ND					
Methylene Chloride			5.0	0.99	ug/kg wet	ND					
m-Xylene & p-Xylene			10	0.84	ug/kg wet	ND					
n-Butylbenzene			5.0	0.44	ug/kg wet	ND					
n-Propylbenzene			5.0	0.40	ug/kg wet	ND					
o-Xylene			5.0	0.65	ug/kg wet	ND					
sec-Butylbenzene			5.0	0.44	ug/kg wet	ND					
Styrene			5.0	0.25	ug/kg wet	ND					
Tetrachloroethene			5.0	0.67	ug/kg wet	ND					
Toluene			5.0	0.38	ug/kg wet	ND					
trans-1,2-Dichloroethene			5.0	0.52	ug/kg wet	ND					
trans-1,3-Dichloropropene			5.0	0.24	ug/kg wet	ND					
Trichloroethene			5.0	0.34	ug/kg wet	ND					
Trichlorofluoromethane			5.0	0.47	ug/kg wet	ND					
Vinyl chloride			10	0.61	ug/kg wet	ND					
Xylenes, total			10	0.84	ug/kg wet	ND					
Surrogate: 1,2-Dichloroethane-d4					*ug/kg wet*		*95*	*64-126*			
Surrogate: 4-Bromofluorobenzene					*ug/kg wet*		*112*	*72-126*			
Surrogate: Toluene-d8					*ug/kg wet*		*114*	*71-125*			
LCS Analyzed: 10/10/09 (Lab Number:9J10019-BS1, Batch: 9J10019)											
1,1,1,2-Tetrachloroethane			5.0	0.36	ug/kg wet	ND		74-127			
1,1,1-Trichloroethane			5.0	0.36	ug/kg wet	ND		77-121			
1,1,2,2-Tetrachloroethane			5.0	0.81	ug/kg wet	ND		80-120			
1,1,2-Trichloroethane			5.0	0.25	ug/kg wet	ND		78-122			
1,1,2-Trichloro-1,2,2-trifluoroethane			5.0	2.5	ug/kg wet	ND		60-140			
1,1-Dichloroethane			5.0	0.25	ug/kg wet	ND		79-126			
1,1-Dichloroethene		50.0	5.0	0.61	ug/kg wet	66.7	133	65-153			
1,1-Dichloropropene			5.0	0.29	ug/kg wet	ND		72-128			
1,2,3-Trichlorobenzene			5.0	0.53	ug/kg wet	ND		60-120			
1,2,3-Trichloropropane			5.0	0.51	ug/kg wet	ND		73-128			

Benchmark Environmental & Engineering Science
2558 Hamburg Turnpike, Suite 300
Lackawanna, NY 14218

SDG Number: RSJ0652

Project: Benchmark - Globe site
Project Number: TURN

Received: 10/09/09
Reported: 10/28/09 15:41

LABORATORY QC DATA

Analyte	Source Result	Spike Level	RL	MDL	Units	Result	% REC	% REC Limits	% RPD	RPD Limit	Data Qualifiers
Volatile Organic Compounds by EPA 8260B											
LCS Analyzed: 10/10/09 (Lab Number:9J10019-BS1, Batch: 9J10019)											
1,2,4-Trichlorobenzene			5.0	0.30	ug/kg wet	ND		64-120			
1,2,4-Trimethylbenzene			5.0	0.36	ug/kg wet	ND		74-120			
1,2-Dibromo-3-chloroprop ane			5.0	2.5	ug/kg wet	ND		63-124			
1,2-Dibromoethane			5.0	0.19	ug/kg wet	ND		78-120			
1,2-Dichlorobenzene			5.0	0.39	ug/kg wet	ND		75-120			
1,2-Dichloroethane			5.0	0.25	ug/kg wet	ND		77-122			
1,2-Dichloroethene, Total			10	2.6	ug/kg wet	ND		82-120			
1,2-Dichloropropane			5.0	2.5	ug/kg wet	ND		75-124			
1,3,5-Trimethylbenzene			5.0	0.32	ug/kg wet	ND		74-120			
1,3-Dichlorobenzene			5.0	0.26	ug/kg wet	ND		74-120			
1,3-Dichloropropane			5.0	0.30	ug/kg wet	ND		72-127			
1,4-Dichlorobenzene			5.0	0.70	ug/kg wet	ND		73-120			
2-Butanone			25	1.8	ug/kg wet	ND		70-134			
2-Hexanone			25	1.7	ug/kg wet	ND		59-130			
p-Cymene			5.0	0.40	ug/kg wet	ND		74-120			
4-Methyl-2-pentanone			25	1.6	ug/kg wet	ND		65-133			
Acetone			25	1.1	ug/kg wet	ND		61-137			
Acrylonitrile			100	2.1	ug/kg wet	ND		65-134			
Benzene		50.0	5.0	0.24	ug/kg wet	50.2	100	79-127			
Bromochloromethane			5.0	0.36	ug/kg wet	ND		75-134			
Bromodichloromethane			5.0	0.26	ug/kg wet	ND		80-122			
Bromoform			5.0	2.5	ug/kg wet	ND		68-126			
Bromomethane			5.0	1.1	ug/kg wet	ND		37-149			
Carbon disulfide			5.0	0.43	ug/kg wet	ND		64-131			
Carbon Tetrachloride			5.0	0.48	ug/kg wet	ND		75-135			
Chlorobenzene		50.0	5.0	0.66	ug/kg wet	50.8	102	76-124			
Dibromochloromethane			5.0	0.28	ug/kg wet	ND		76-125			
Chloroethane			5.0	2.1	ug/kg wet	ND		69-135			
Chloroform			5.0	0.31	ug/kg wet	ND		80-118			
Chloromethane			5.0	0.30	ug/kg wet	ND		63-127			
cis-1,2-Dichloroethene			5.0	0.25	ug/kg wet	ND		81-117			
cis-1,3-Dichloropropene			5.0	0.28	ug/kg wet	ND		82-120			
Cyclohexane			5.0	0.23	ug/kg wet	4.89		70-130			J
Dibromomethane			5.0	0.52	ug/kg wet	ND		73-130			
Dichlorodifluoromethane			5.0	0.41	ug/kg wet	ND		57-142			
Ethylbenzene			5.0	0.34	ug/kg wet	ND		80-120			
Iodomethane			5.0	0.24	ug/kg wet	ND		59-149			

Benchmark Environmental & Engineering Science
2558 Hamburg Turnpike, Suite 300
Lackawanna, NY 14218

SDG Number: RSJ0652

Project: Benchmark - Globe site
Project Number: TURN

Received: 10/09/09
Reported: 10/28/09 15:41

LABORATORY QC DATA

Analyte	Source Result	Spike Level	RL	MDL	Units	Result	% REC	% REC Limits	% RPD	RPD Limit	Data Qualifiers
Volatile Organic Compounds by EPA 8260B											
LCS Analyzed: 10/10/09 (Lab Number:9J10019-BS1, Batch: 9J10019)											
Isopropylbenzene			5.0	0.75	ug/kg wet	ND		72-120			
Methyl Acetate			5.0	0.27	ug/kg wet	ND		60-140			
Methyl-t-Butyl Ether (MTBE)			5.0	0.49	ug/kg wet	ND		63-125			
Methylcyclohexane			5.0	0.32	ug/kg wet	ND		60-140			
Methylene Chloride			5.0	0.99	ug/kg wet	ND		61-127			
m-Xylene & p-Xylene			10	0.84	ug/kg wet	ND		70-130			
n-Butylbenzene			5.0	0.44	ug/kg wet	ND		70-120			
n-Propylbenzene			5.0	0.40	ug/kg wet	ND		70-130			
o-Xylene			5.0	0.65	ug/kg wet	ND		70-130			
sec-Butylbenzene			5.0	0.44	ug/kg wet	ND		74-120			
Styrene			5.0	0.25	ug/kg wet	ND		80-120			
tert-Butylbenzene			5.0	0.52	ug/kg wet	ND		73-120			
Tetrachloroethene			5.0	0.67	ug/kg wet	ND		74-122			
Toluene		50.0	5.0	0.38	ug/kg wet	51.1	102	74-128			
trans-1,2-Dichloroethene			5.0	0.52	ug/kg wet	ND		78-126			
trans-1,3-Dichloropropene			5.0	0.24	ug/kg wet	ND		73-123			
trans-1,4-Dichloro-2-butene			25	1.4	ug/kg wet	ND		38-155			
Trichloroethene		50.0	5.0	0.34	ug/kg wet	51.2	102	77-129			
Trichlorofluoromethane			5.0	0.47	ug/kg wet	ND		65-146			
Vinyl acetate			25	1.0	ug/kg wet	ND		53-134			
Vinyl chloride			10	0.61	ug/kg wet	ND		61-133			
Xylenes, total			10	0.84	ug/kg wet	ND		80-120			
Surrogate: 1,2-Dichloroethane-d4					*ug/kg wet*		*96*	*64-126*			
Surrogate: 4-Bromofluorobenzene					*ug/kg wet*		*109*	*72-126*			
Surrogate: Toluene-d8					*ug/kg wet*		*112*	*71-125*			

Benchmark Environmental & Engineering Science
2558 Hamburg Turnpike, Suite 300
Lackawanna, NY 14218

SDG Number: RSJ0652

Project: Benchmark - Globe site
Project Number: TURN

Received: 10/09/09
Reported: 10/28/09 15:41

LABORATORY QC DATA

Analyte	Source Result	Spike Level	RL	MDL	Units	Result	% REC	% REC Limits	% RPD	RPD Limit	Data Qualifiers
Semivolatile Organics by GC/MS											
Blank Analyzed: 10/14/09 (Lab Number:9J12076-BLK1, Batch: 9J12076)											
2,4,5-Trichlorophenol			170	37	ug/kg wet	ND					
2,4,6-Trichlorophenol			170	11	ug/kg wet	ND					
2,4-Dichlorophenol			170	8.8	ug/kg wet	ND					
2,4-Dimethylphenol			170	45	ug/kg wet	ND					
2,4-Dinitrophenol			330	59	ug/kg wet	ND					
2,4-Dinitrotoluene			170	26	ug/kg wet	ND					
2,6-Dinitrotoluene			170	41	ug/kg wet	ND					
2-Chloronaphthalene			170	11	ug/kg wet	ND					
2-Chlorophenol			170	8.5	ug/kg wet	ND					
2-Methylnaphthalene			170	2.0	ug/kg wet	ND					
2-Methylphenol			170	5.2	ug/kg wet	ND					
2-Nitroaniline			330	54	ug/kg wet	ND					
2-Nitrophenol			170	7.7	ug/kg wet	ND					
3,3'-Dichlorobenzidine			170	150	ug/kg wet	ND					
3-Nitroaniline			330	39	ug/kg wet	ND					
4,6-Dinitro-2-methylphenol			330	58	ug/kg wet	ND					
4-Bromophenyl phenyl ether			170	53	ug/kg wet	ND					
4-Chloro-3-methylphenol			170	6.9	ug/kg wet	ND					
4-Chloroaniline			170	49	ug/kg wet	ND					
4-Chlorophenyl phenyl ether			170	3.6	ug/kg wet	ND					
4-Methylphenol			170	9.3	ug/kg wet	ND					
4-Nitroaniline			330	19	ug/kg wet	ND					
4-Nitrophenol			330	41	ug/kg wet	ND					
Acenaphthene			170	2.0	ug/kg wet	ND					
Acenaphthylene			170	1.4	ug/kg wet	ND					
Acetophenone			170	8.6	ug/kg wet	ND					
Anthracene			170	4.3	ug/kg wet	ND					
Atrazine			170	7.5	ug/kg wet	ND					
Benzaldehyde			170	18	ug/kg wet	ND					
Benzo(a)anthracene			170	2.9	ug/kg wet	ND					
Benzo(a)pyrene			170	4.0	ug/kg wet	ND					
Benzo(b)fluoranthene			170	3.3	ug/kg wet	ND					
Benzo(ghi)perylene			170	2.0	ug/kg wet	ND					
Benzo(k)fluoranthene			170	1.8	ug/kg wet	ND					
Biphenyl			170	10	ug/kg wet	ND					

Benchmark Environmental & Engineering Science
2558 Hamburg Turnpike, Suite 300
Lackawanna, NY 14218

SDG Number: RSJ0652

Project: Benchmark - Globe site
Project Number: TURN

Received: 10/09/09
Reported: 10/28/09 15:41

LABORATORY QC DATA

Analyte	Source Result	Spike Level	RL	MDL	Units	Result	% REC	% REC Limits	% RPD	RPD Limit	Data Qualifiers
Semivolatile Organics by GC/MS											
Blank Analyzed: 10/14/09 (Lab Number:9J12076-BLK1, Batch: 9J12076)											
Bis(2-chloroethoxy)methane			170	9.1	ug/kg wet	ND					
Bis(2-chloroethyl)ether			170	14	ug/kg wet	ND					
2,2'-Oxybis(1-Chloropropane)			170	18	ug/kg wet	ND					
Bis(2-ethylhexyl) phthalate			170	54	ug/kg wet	ND					
Butyl benzyl phthalate			170	45	ug/kg wet	ND					
Caprolactam			170	73	ug/kg wet	ND					
Carbazole			170	1.9	ug/kg wet	ND					
Chrysene			170	1.7	ug/kg wet	ND					
Dibenzo(a,h)anthracene			170	2.0	ug/kg wet	ND					
Dibenzofuran			170	1.7	ug/kg wet	ND					
Diethyl phthalate			170	5.1	ug/kg wet	ND					
Dimethyl phthalate			170	4.4	ug/kg wet	ND					
Di-n-butyl phthalate			170	58	ug/kg wet	ND					
Di-n-octyl phthalate			170	3.9	ug/kg wet	ND					
Fluoranthene			170	2.4	ug/kg wet	ND					
Fluorene			170	3.9	ug/kg wet	ND					
Hexachlorobenzene			170	8.3	ug/kg wet	ND					
Hexachlorobutadiene			170	8.6	ug/kg wet	ND					
Hexachlorocyclopentadiene			170	51	ug/kg wet	ND					
Hexachloroethane			170	13	ug/kg wet	ND					
Indeno(1,2,3-cd)pyrene			170	4.6	ug/kg wet	ND					
Isophorone			170	8.4	ug/kg wet	ND					
Naphthalene			170	2.8	ug/kg wet	ND					
Nitrobenzene			170	7.4	ug/kg wet	ND					
N-Nitrosodi-n-propylamine			170	13	ug/kg wet	ND					
N-Nitrosodiphenylamine			170	9.2	ug/kg wet	ND					
Pentachlorophenol			330	58	ug/kg wet	ND					
Phenanthrene			170	3.5	ug/kg wet	ND					
Phenol			170	18	ug/kg wet	ND					
Pyrene			170	1.1	ug/kg wet	ND					
Surrogate: 2,4,6-Tribromophenol					*ug/kg wet*		*88*	*39-146*			
Surrogate: 2-Fluorobiphenyl					*ug/kg wet*		*85*	*37-120*			
Surrogate: 2-Fluorophenol					*ug/kg wet*		*83*	*18-120*			

Benchmark Environmental & Engineering Science
2558 Hamburg Turnpike, Suite 300
Lackawanna, NY 14218

SDG Number: RSJ0652

Project: Benchmark - Globe site
Project Number: TURN

Received: 10/09/09
Reported: 10/28/09 15:41

LABORATORY QC DATA

Analyte	Source Result	Spike Level	RL	MDL	Units	Result	% REC	% REC Limits	% RPD	RPD Limit	Data Qualifiers
Semivolatile Organics by GC/MS											
Blank Analyzed: 10/14/09 (Lab Number:9J12076-BLK1, Batch: 9J12076)											
Surrogate: Nitrobenzene-d5					*ug/kg wet*		*86*	*34-132*			
Surrogate: Phenol-d5					*ug/kg wet*		*87*	*11-120*			
Surrogate: p-Terphenyl-d14					*ug/kg wet*		*80*	*58-147*			
LCS Analyzed: 10/14/09 (Lab Number:9J12076-BS1, Batch: 9J12076)											
2,4,5-Trichlorophenol		3290	170	36	ug/kg wet	3200	97	59-126			
2,4,6-Trichlorophenol		3290	170	11	ug/kg wet	3110	94	59-123			
2,4-Dichlorophenol		3290	170	8.7	ug/kg wet	3000	91	52-120			
2,4-Dimethylphenol		3290	170	45	ug/kg wet	2830	86	36-120			
2,4-Dinitrophenol		3290	330	58	ug/kg wet	3420	104	35-146			
2,4-Dinitrotoluene		3290	170	26	ug/kg wet	3580	109	55-125			
2,6-Dinitrotoluene		3290	170	41	ug/kg wet	3540	108	66-128			
2-Chloronaphthalene		3290	170	11	ug/kg wet	3040	92	57-120			
2-Chlorophenol		3290	170	8.5	ug/kg wet	2890	88	38-120			
2-Methylnaphthalene		3290	170	2.0	ug/kg wet	3070	93	47-120			
2-Methylphenol		3290	170	5.1	ug/kg wet	3120	95	48-120			
2-Nitroaniline		3290	330	53	ug/kg wet	3060	93	61-130			
2-Nitrophenol		3290	170	7.6	ug/kg wet	3040	92	50-120			
3,3'-Dichlorobenzidine		3290	170	150	ug/kg wet	3490	106	48-126			
3-Nitroaniline		3290	330	38	ug/kg wet	2910	89	61-127			
4,6-Dinitro-2-methylphenol		3290	330	58	ug/kg wet	3790	115	49-155			
4-Bromophenyl phenyl ether		3290	170	53	ug/kg wet	3130	95	58-131			
4-Chloro-3-methylphenol		3290	170	6.9	ug/kg wet	3050	93	49-125			
4-Chloroaniline		3290	170	49	ug/kg wet	2710	82	49-120			
4-Chlorophenyl phenyl ether		3290	170	3.6	ug/kg wet	2770	84	63-124			
4-Methylphenol		3290	170	9.3	ug/kg wet	3110	95	50-119			
4-Nitroaniline		3290	330	19	ug/kg wet	3110	94	63-128			
4-Nitrophenol		3290	330	40	ug/kg wet	3030	92	43-137			
Acenaphthene		3290	170	2.0	ug/kg wet	3120	95	53-120			
Acenaphthylene		3290	170	1.4	ug/kg wet	3130	95	58-121			
Acetophenone		3290	170	8.6	ug/kg wet	3120	95	66-120			
Anthracene		3290	170	4.3	ug/kg wet	3140	95	62-129			
Atrazine		3290	170	7.4	ug/kg wet	3340	101	73-133			
Benzaldehyde		3290	170	18	ug/kg wet	2710	82	21-120			
Benzo(a)anthracene		3290	170	2.9	ug/kg wet	3130	95	65-133			
Benzo(a)pyrene		3290	170	4.0	ug/kg wet	3830	116	64-127			

Benchmark Environmental & Engineering Science
2558 Hamburg Turnpike, Suite 300
Lackawanna, NY 14218

SDG Number: RSJ0652

Project: Benchmark - Globe site
Project Number: TURN

Received: 10/09/09
Reported: 10/28/09 15:41

LABORATORY QC DATA

Analyte	Source Result	Spike Level	RL	MDL	Units	Result	% REC	% REC Limits	% RPD	RPD Limit	Data Qualifiers
Semivolatile Organics by GC/MS											
LCS Analyzed: 10/14/09 (Lab Number:9J12076-BS1, Batch: 9J12076)											
Benzo(b)fluoranthene		3290	170	3.2	ug/kg wet	3320	101	64-135			
Benzo(ghi)perylene		3290	170	2.0	ug/kg wet	3760	114	50-152			
Benzo(k)fluoranthene		3290	170	1.8	ug/kg wet	3820	116	58-138			
Biphenyl		3290	170	10	ug/kg wet	3060	93	71-120			
Bis(2-chloroethoxy)methane		3290	170	9.1	ug/kg wet	2180	66	61-133			
Bis(2-chloroethyl)ether		3290	170	14	ug/kg wet	2730	83	45-120			
2,2'-Oxybis(1-Chloropropane)		3290	170	17	ug/kg wet	2150	65	44-120			
Bis(2-ethylhexyl) phthalate		3290	170	54	ug/kg wet	3050	93	61-133			
Butyl benzyl phthalate		3290	170	45	ug/kg wet	3160	96	61-129			
Caprolactam		3290	170	72	ug/kg wet	3070	93	54-133			
Carbazole		3290	170	1.9	ug/kg wet	3150	96	59-129			
Chrysene		3290	170	1.7	ug/kg wet	3190	97	64-131			
Dibenzo(a,h)anthracene		3290	170	2.0	ug/kg wet	3560	108	54-148			
Dibenzofuran		3290	170	1.7	ug/kg wet	3030	92	56-120			
Diethyl phthalate		3290	170	5.0	ug/kg wet	3150	96	66-126			
Dimethyl phthalate		3290	170	4.4	ug/kg wet	3160	96	65-124			
Di-n-butyl phthalate		3290	170	58	ug/kg wet	3080	93	58-130			
Di-n-octyl phthalate		3290	170	3.9	ug/kg wet	3010	91	62-133			
Fluoranthene		3290	170	2.4	ug/kg wet	3230	98	62-131			
Fluorene		3290	170	3.8	ug/kg wet	3080	94	63-126			
Hexachlorobenzene		3290	170	8.3	ug/kg wet	3050	93	60-132			
Hexachlorobutadiene		3290	170	8.5	ug/kg wet	2700	82	45-120			
Hexachlorocyclopentadiene		3290	170	50	ug/kg wet	2710	82	31-120			
Hexachloroethane		3290	170	13	ug/kg wet	2780	84	41-120			
Indeno(1,2,3-cd)pyrene		3290	170	4.6	ug/kg wet	3690	112	56-149			
Isophorone		3290	170	8.3	ug/kg wet	2630	80	56-120			
Naphthalene		3290	170	2.8	ug/kg wet	2960	90	46-120			
Nitrobenzene		3290	170	7.4	ug/kg wet	2760	84	49-120			
N-Nitrosodi-n-propylamine		3290	170	13	ug/kg wet	2750	84	46-120			
N-Nitrosodiphenylamine		3290	170	9.1	ug/kg wet	3850	117	20-119			
Pentachlorophenol		3290	330	57	ug/kg wet	2890	88	33-136			
Phenanthrene		3290	170	3.5	ug/kg wet	3230	98	60-130			
Phenol		3290	170	18	ug/kg wet	2990	91	36-120			
Pyrene		3290	170	1.1	ug/kg wet	3270	99	51-133			

Benchmark Environmental & Engineering Science
2558 Hamburg Turnpike, Suite 300
Lackawanna, NY 14218

SDG Number: RSJ0652

Project: Benchmark - Globe site
Project Number: TURN

Received: 10/09/09
Reported: 10/28/09 15:41

LABORATORY QC DATA

Analyte	Source Result	Spike Level	RL	MDL	Units	Result	% REC	% REC Limits	% RPD	RPD Limit	Data Qualifiers
Semivolatile Organics by GC/MS											
LCS Analyzed: 10/14/09 (Lab Number:9J12076-BS1, Batch: 9J12076)											
Surrogate: 2,4,6-Tribromophenol					*ug/kg wet*		*96*	*39-146*			
Surrogate: 2-Fluorobiphenyl					*ug/kg wet*		*90*	*37-120*			
Surrogate: 2-Fluorophenol					*ug/kg wet*		*82*	*18-120*			
Surrogate: Nitrobenzene-d5					*ug/kg wet*		*87*	*34-132*			
Surrogate: Phenol-d5					*ug/kg wet*		*87*	*11-120*			
Surrogate: p-Terphenyl-d14					*ug/kg wet*		*82*	*58-147*			
Matrix Spike Analyzed: 10/14/09 (Lab Number:9J12076-MS1, Batch: 9J12076)											
QC Source Sample: RSJ0652-02											
2,4,5-Trichlorophenol	ND	4390	4500	970	ug/kg dry	2480	57	59-126			D10,M8,J
2,4,6-Trichlorophenol	ND	4390	4500	290	ug/kg dry	2540	58	59-123			D10,M8,J
2,4-Dichlorophenol	ND	4390	4500	230	ug/kg dry	2690	61	52-120			D10,J
2,4-Dimethylphenol	ND	4390	4500	1200	ug/kg dry	2590	59	36-120			D10,J
2,4-Dinitrophenol	ND	4390	8700	1600	ug/kg dry	ND		35-146			D10,M8
2,4-Dinitrotoluene	ND	4390	4500	690	ug/kg dry	3040	69	55-125			D10,J
2,6-Dinitrotoluene	ND	4390	4500	1100	ug/kg dry	2900	66	66-128			D10,J
2-Chloronaphthalene	ND	4390	4500	300	ug/kg dry	3250	74	57-120			D10,J
2-Chlorophenol	ND	4390	4500	230	ug/kg dry	2650	60	38-120			D10,J
2-Methylnaphthalene	ND	4390	4500	54	ug/kg dry	3400	77	47-120			D10,J
2-Methylphenol	ND	4390	4500	140	ug/kg dry	2870	65	48-120			D10,J
2-Nitroaniline	ND	4390	8700	1400	ug/kg dry	2440	56	61-130			D10,M8,J
2-Nitrophenol	ND	4390	4500	200	ug/kg dry	2570	59	50-120			D10,J
3,3'-Dichlorobenzidine	ND	4390	4500	3900	ug/kg dry	ND		48-126			D10,M8
3-Nitroaniline	ND	4390	8700	1000	ug/kg dry	2550	58	61-127			D10,M8,J
4,6-Dinitro-2-methylphenol	ND	4390	8700	1500	ug/kg dry	6540	149	49-155			D10,J
4-Bromophenyl phenyl ether	ND	4390	4500	1400	ug/kg dry	3280	75	58-131			D10,J
4-Chloro-3-methylphenol	ND	4390	4500	180	ug/kg dry	2540	58	49-125			D10,J
4-Chloroaniline	ND	4390	4500	1300	ug/kg dry	2600	59	49-120			D10,J
4-Chlorophenyl phenyl ether	ND	4390	4500	95	ug/kg dry	2960	67	63-124			D10,J
4-Methylphenol	ND	4390	4500	250	ug/kg dry	2790	64	50-119			D10,J
4-Nitroaniline	ND	4390	8700	500	ug/kg dry	2160	49	63-128			D10,M8,J
4-Nitrophenol	ND	4390	8700	1100	ug/kg dry	ND		43-137			D10,M8
Acenaphthene	ND	4390	4500	52	ug/kg dry	3450	79	53-120			D10,J
Acenaphthylene	ND	4390	4500	36	ug/kg dry	3380	77	58-121			D10,J

Benchmark Environmental & Engineering Science
2558 Hamburg Turnpike, Suite 300
Lackawanna, NY 14218

SDG Number: RSJ0652

Project: Benchmark - Globe site
Project Number: TURN

Received: 10/09/09
Reported: 10/28/09 15:41

LABORATORY QC DATA

Analyte	Source Result	Spike Level	RL	MDL	Units	Result	% REC	% REC Limits	% RPD	RPD Limit	Data Qualifiers
Semivolatile Organics by GC/MS											
Matrix Spike Analyzed: 10/14/09 (Lab Number:9J12076-MS1, Batch: 9J12076)											
QC Source Sample: RSJ0652-02											
Acetophenone	ND	4390	4500	230	ug/kg dry	3050	70	66-120			D10,J
Anthracene	ND	4390	4500	110	ug/kg dry	3210	73	62-129			D10,J
Atrazine	ND	4390	4500	200	ug/kg dry	2680	61	73-133			D10,M8,J
Benzaldehyde	ND	4390	4500	490	ug/kg dry	2950	67	21-120			D10,J
Benzo(a)anthracene	419	4390	4500	77	ug/kg dry	3620	73	65-133			D10,J
Benzo(a)pyrene	ND	4390	4500	110	ug/kg dry	3900	89	64-127			D10,J
Benzo(b)fluoranthene	659	4390	4500	86	ug/kg dry	3800	72	64-135			D10,J
Benzo(ghi)perylene	ND	4390	4500	53	ug/kg dry	3760	86	50-152			D10,J
Benzo(k)fluoranthene	ND	4390	4500	49	ug/kg dry	4070	93	58-138			D10,J
Biphenyl	ND	4390	4500	280	ug/kg dry	3340	76	71-120			D10,J
Bis(2-chloroethoxy)methane	ND	4390	4500	240	ug/kg dry	2110	48	61-133			D10,M8,J
Bis(2-chloroethyl)ether	ND	4390	4500	380	ug/kg dry	2750	63	45-120			D10,J
2,2'-Oxybis(1-Chloropropane)	ND	4390	4500	460	ug/kg dry	2010	46	44-120			D10,J
Bis(2-ethylhexyl) phthalate	ND	4390	4500	1400	ug/kg dry	2750	63	61-133			D10,J
Butyl benzyl phthalate	ND	4390	4500	1200	ug/kg dry	2520	57	61-129			D10,M8,J
Caprolactam	ND	4390	4500	1900	ug/kg dry	5570	127	54-133			D10
Carbazole	ND	4390	4500	51	ug/kg dry	3160	72	59-129			D10,J
Chrysene	437	4390	4500	44	ug/kg dry	3910	79	64-131			D10,J
Dibenzo(a,h)anthracene	ND	4390	4500	52	ug/kg dry	3300	75	54-148			D10,J
Dibenzofuran	ND	4390	4500	46	ug/kg dry	3450	79	56-120			D10,J
Diethyl phthalate	ND	4390	4500	130	ug/kg dry	3100	71	66-126			D10,J
Dimethyl phthalate	ND	4390	4500	120	ug/kg dry	3290	75	65-124			D10,J
Di-n-butyl phthalate	ND	4390	4500	1500	ug/kg dry	2780	63	58-130			D10,J
Di-n-octyl phthalate	ND	4390	4500	100	ug/kg dry	2230	51	62-133			D10,M8,J
Fluoranthene	588	4390	4500	64	ug/kg dry	3770	73	62-131			D10,J
Fluorene	ND	4390	4500	100	ug/kg dry	3340	76	63-126			D10,J
Hexachlorobenzene	ND	4390	4500	220	ug/kg dry	3330	76	60-132			D10,J
Hexachlorobutadiene	ND	4390	4500	230	ug/kg dry	2710	62	45-120			D10,J
Hexachlorocyclopentadiene	ND	4390	4500	1300	ug/kg dry	2070	47	31-120			D10,J
Hexachloroethane	ND	4390	4500	340	ug/kg dry	2670	61	41-120			D10,J
Indeno(1,2,3-cd)pyrene	223	4390	4500	120	ug/kg dry	3510	75	56-149			D10,J
Isophorone	ND	4390	4500	220	ug/kg dry	2430	55	56-120			D10,M8,J
Naphthalene	ND	4390	4500	74	ug/kg dry	3190	73	46-120			D10,J
Nitrobenzene	ND	4390	4500	200	ug/kg dry	2670	61	49-120			D10,J

Benchmark Environmental & Engineering Science
2558 Hamburg Turnpike, Suite 300
Lackawanna, NY 14218

SDG Number: RSJ0652

Project: Benchmark - Globe site
Project Number: TURN

Received: 10/09/09
Reported: 10/28/09 15:41

LABORATORY QC DATA

Analyte	Source Result	Spike Level	RL	MDL	Units	Result	% REC	% REC Limits	% RPD	RPD Limit	Data Qualifiers
Semivolatile Organics by GC/MS											
Matrix Spike Analyzed: 10/14/09 (Lab Number:9J12076-MS1, Batch: 9J12076)											
QC Source Sample: RSJ0652-02											
N-Nitrosodi-n-propylamine	ND	4390	4500	350	ug/kg dry	2530	58	46-120			D10,J
N-Nitrosodiphenylamine	ND	4390	4500	240	ug/kg dry	3730	85	20-119			D10,J
Pentachlorophenol	ND	4390	8700	1500	ug/kg dry	ND		33-136			D10,M8
Phenanthrene	ND	4390	4500	93	ug/kg dry	3810	87	60-130			D10,J
Phenol	ND	4390	4500	470	ug/kg dry	2860	65	36-120			D10,J
Pyrene	499	4390	4500	29	ug/kg dry	3760	74	51-133			D10,J
Surrogate: 2,4,6-Tribromophenol					*ug/kg dry*		*56*	*39-146*			*D10*
Surrogate: 2-Fluorobiphenyl					*ug/kg dry*		*70*	*37-120*			*D10*
Surrogate: 2-Fluorophenol					*ug/kg dry*		*54*	*18-120*			*D10*
Surrogate: Nitrobenzene-d5					*ug/kg dry*		*61*	*34-132*			*D10*
Surrogate: Phenol-d5					*ug/kg dry*		*60*	*11-120*			*D10*
Surrogate: p-Terphenyl-d14					*ug/kg dry*		*62*	*58-147*			*D10*
Matrix Spike Dup Analyzed: 10/14/09 (Lab Number:9J12076-MSD1, Batch: 9J12076)											
QC Source Sample: RSJ0652-02											
2,4,5-Trichlorophenol	ND	4460	4600	990	ug/kg dry	2980	67	59-126	18	18	D10,R2,J
2,4,6-Trichlorophenol	ND	4460	4600	300	ug/kg dry	2630	59	59-123	3	19	D10,M8,J
2,4-Dichlorophenol	ND	4460	4600	240	ug/kg dry	2990	67	52-120	10	19	D10,J
2,4-Dimethylphenol	ND	4460	4600	1200	ug/kg dry	2590	58	36-120	0.03	42	D10,J
2,4-Dinitrophenol	ND	4460	8800	1600	ug/kg dry	ND		35-146		22	D10,M8
2,4-Dinitrotoluene	ND	4460	4600	700	ug/kg dry	3190	71	55-125	5	20	D10,J
2,6-Dinitrotoluene	ND	4460	4600	1100	ug/kg dry	3180	71	66-128	9	15	D10,J
2-Chloronaphthalene	ND	4460	4600	300	ug/kg dry	3620	81	57-120	11	21	D10,J
2-Chlorophenol	ND	4460	4600	230	ug/kg dry	2700	60	38-120	2	25	D10,J
2-Methylnaphthalene	ND	4460	4600	55	ug/kg dry	3670	82	47-120	8	21	D10,J
2-Methylphenol	ND	4460	4600	140	ug/kg dry	2920	65	48-120	2	27	D10,J
2-Nitroaniline	ND	4460	8800	1500	ug/kg dry	2950	66	61-130	19	15	D10,R2,J
2-Nitrophenol	ND	4460	4600	210	ug/kg dry	2700	60	50-120	5	18	D10,J
3,3'-Dichlorobenzidine	ND	4460	4600	4000	ug/kg dry	ND		48-126		25	D10,M8
3-Nitroaniline	ND	4460	8800	1000	ug/kg dry	2850	64	61-127	11	19	D10,J
4,6-Dinitro-2-methylphenol	ND	4460	8800	1600	ug/kg dry	6720	151	49-155	3	15	D10,J
4-Bromophenyl phenyl ether	ND	4460	4600	1400	ug/kg dry	3610	81	58-131	9	15	D10,J
4-Chloro-3-methylphenol	ND	4460	4600	190	ug/kg dry	2740	61	49-125	8	27	D10,J

Benchmark Environmental & Engineering Science
2558 Hamburg Turnpike, Suite 300
Lackawanna, NY 14218

SDG Number: RSJ0652

Project: Benchmark - Globe site
Project Number: TURN

Received: 10/09/09
Reported: 10/28/09 15:41

LABORATORY QC DATA

Analyte	Source Result	Spike Level	RL	MDL	Units	Result	% REC	% REC Limits	% RPD	RPD Limit	Data Qualifiers
Semivolatile Organics by GC/MS											
Matrix Spike Dup Analyzed: 10/14/09 (Lab Number:9J12076-MSD1, Batch: 9J12076)											
QC Source Sample: RSJ0652-02											
4-Chloroaniline	ND	4460	4600	1300	ug/kg dry	2740	61	49-120	5	22	D10,J
4-Chlorophenyl phenyl ether	ND	4460	4600	96	ug/kg dry	3210	72	63-124	8	16	D10,J
4-Methylphenol	ND	4460	4600	250	ug/kg dry	2930	66	50-119	5	24	D10,J
4-Nitroaniline	ND	4460	8800	510	ug/kg dry	2250	50	63-128	4	24	D10,M8,J
4-Nitrophenol	ND	4460	8800	1100	ug/kg dry	ND		43-137		25	D10,M8
Acenaphthene	ND	4460	4600	53	ug/kg dry	3710	83	53-120	7	35	D10,J
Acenaphthylene	ND	4460	4600	37	ug/kg dry	3670	82	58-121	8	18	D10,J
Acetophenone	ND	4460	4600	230	ug/kg dry	3230	72	66-120	6	20	D10,J
Anthracene	ND	4460	4600	120	ug/kg dry	3570	80	62-129	11	15	D10,J
Atrazine	ND	4460	4600	200	ug/kg dry	3050	68	73-133	13	20	D10,M8,J
Benzaldehyde	ND	4460	4600	500	ug/kg dry	3210	72	21-120	9	20	D10,J
Benzo(a)anthracene	419	4460	4600	78	ug/kg dry	4070	82	65-133	12	15	D10,J
Benzo(a)pyrene	ND	4460	4600	110	ug/kg dry	4520	101	64-127	15	15	D10,J
Benzo(b)fluoranthene	659	4460	4600	88	ug/kg dry	4290	81	64-135	12	15	D10,J
Benzo(ghi)perylene	ND	4460	4600	54	ug/kg dry	4600	103	50-152	20	15	D10,R2
Benzo(k)fluoranthene	ND	4460	4600	50	ug/kg dry	4800	108	58-138	17	22	D10
Biphenyl	ND	4460	4600	280	ug/kg dry	3550	80	71-120	6	20	D10,J
Bis(2-chloroethoxy)methane	ND	4460	4600	250	ug/kg dry	2350	53	61-133	10	17	D10,M8,J
Bis(2-chloroethyl)ether	ND	4460	4600	390	ug/kg dry	2940	66	45-120	6	21	D10,J
2,2'-Oxybis(1-Chloropropane)	ND	4460	4600	470	ug/kg dry	2190	49	44-120	8	24	D10,J
Bis(2-ethylhexyl) phthalate	ND	4460	4600	1500	ug/kg dry	2900	65	61-133	5	15	D10,J
Butyl benzyl phthalate	ND	4460	4600	1200	ug/kg dry	2870	64	61-129	13	16	D10,J
Caprolactam	ND	4460	4600	2000	ug/kg dry	5780	129	54-133	4	20	D10
Carbazole	ND	4460	4600	52	ug/kg dry	3470	78	59-129	9	20	D10,J
Chrysene	437	4460	4600	45	ug/kg dry	4290	86	64-131	9	15	D10,J
Dibenzo(a,h)anthracene	ND	4460	4600	53	ug/kg dry	3690	83	54-148	11	15	D10,J
Dibenzofuran	ND	4460	4600	47	ug/kg dry	3710	83	56-120	7	15	D10,J
Diethyl phthalate	ND	4460	4600	140	ug/kg dry	3360	75	66-126	8	15	D10,J
Dimethyl phthalate	ND	4460	4600	120	ug/kg dry	3550	80	65-124	8	15	D10,J
Di-n-butyl phthalate	ND	4460	4600	1600	ug/kg dry	3060	69	58-130	10	15	D10,J
Di-n-octyl phthalate	ND	4460	4600	110	ug/kg dry	2400	54	62-133	7	16	D10,M8,J
Fluoranthene	588	4460	4600	66	ug/kg dry	4370	85	62-131	15	15	D10,J
Fluorene	ND	4460	4600	100	ug/kg dry	3660	82	63-126	9	15	D10,J
Hexachlorobenzene	ND	4460	4600	220	ug/kg dry	3670	82	60-132	10	15	D10,J
Hexachlorobutadiene	ND	4460	4600	230	ug/kg dry	2930	66	45-120	8	44	D10,J

Benchmark Environmental & Engineering Science
2558 Hamburg Turnpike, Suite 300
Lackawanna, NY 14218

SDG Number: RSJ0652

Project: Benchmark - Globe site
Project Number: TURN

Received: 10/09/09
Reported: 10/28/09 15:41

LABORATORY QC DATA

Analyte	Source Result	Spike Level	RL	MDL	Units	Result	% REC	% REC Limits	% RPD	RPD Limit	Data Qualifiers
Semivolatile Organics by GC/MS											
Matrix Spike Dup Analyzed: 10/14/09 (Lab Number:9J12076-MSD1, Batch: 9J12076)											
QC Source Sample: RSJ0652-02											
Hexachlorocyclopentadiene	ND	4460	4600	1400	ug/kg dry	2540	57	31-120	20	49	D10,J
Hexachloroethane	ND	4460	4600	350	ug/kg dry	2490	56	41-120	7	46	D10,J
Indeno(1,2,3-cd)pyrene	223	4460	4600	130	ug/kg dry	4120	87	56-149	16	15	D10,R2,J
Isophorone	ND	4460	4600	230	ug/kg dry	2650	59	56-120	9	17	D10,J
Naphthalene	ND	4460	4600	75	ug/kg dry	3490	78	46-120	9	29	D10,J
Nitrobenzene	ND	4460	4600	200	ug/kg dry	2710	61	49-120	2	24	D10,J
N-Nitrosodi-n-propylamine	ND	4460	4600	360	ug/kg dry	2590	58	46-120	2	31	D10,J
N-Nitrosodiphenylamine	ND	4460	4600	250	ug/kg dry	4250	95	20-119	13	15	D10,J
Pentachlorophenol	ND	4460	8800	1600	ug/kg dry	ND		33-136		35	D10,M8
Phenanthrene	ND	4460	4600	95	ug/kg dry	4210	94	60-130	10	15	D10,J
Phenol	ND	4460	4600	480	ug/kg dry	2950	66	36-120	3	35	D10,J
Pyrene	499	4460	4600	29	ug/kg dry	4180	82	51-133	11	35	D10,J
Surrogate: 2,4,6-Tribromophenol					*ug/kg dry*		*60*	*39-146*			*D10*
Surrogate: 2-Fluorobiphenyl					*ug/kg dry*		*76*	*37-120*			*D10*
Surrogate: 2-Fluorophenol					*ug/kg dry*		*56*	*18-120*			*D10*
Surrogate: Nitrobenzene-d5					*ug/kg dry*		*67*	*34-132*			*D10*
Surrogate: Phenol-d5					*ug/kg dry*		*64*	*11-120*			*D10*
Surrogate: p-Terphenyl-d14					*ug/kg dry*		*69*	*58-147*			*D10*

Analyte	RL	MDL	Units	Result
Semivolatile Organics by GC/MS				
Blank Analyzed: 10/22/09 (Lab Number:9J21042-BLK1, Batch: 9J21042)				
2,4,5-Trichlorophenol	170	36	ug/kg wet	ND
2,4,6-Trichlorophenol	170	11	ug/kg wet	ND
2,4-Dichlorophenol	170	8.6	ug/kg wet	ND
2,4-Dimethylphenol	170	44	ug/kg wet	ND
2,4-Dinitrophenol	320	58	ug/kg wet	ND
2,4-Dinitrotoluene	170	25	ug/kg wet	ND
2,6-Dinitrotoluene	170	40	ug/kg wet	ND
2-Chloronaphthalene	170	11	ug/kg wet	ND
2-Chlorophenol	170	8.4	ug/kg wet	ND
2-Methylnaphthalene	170	2.0	ug/kg wet	ND
2-Methylphenol	170	5.1	ug/kg wet	ND
2-Nitroaniline	320	53	ug/kg wet	ND

Benchmark Environmental & Engineering Science
2558 Hamburg Turnpike, Suite 300
Lackawanna, NY 14218

SDG Number: RSJ0652

Project: Benchmark - Globe site
Project Number: TURN

Received: 10/09/09
Reported: 10/28/09 15:41

LABORATORY QC DATA

Analyte	Source Result	Spike Level	RL	MDL	Units	Result	% REC	% REC Limits	% RPD	RPD Limit	Data Qualifiers
Semivolatile Organics by GC/MS											
Blank Analyzed: 10/22/09 (Lab Number:9J21042-BLK1, Batch: 9J21042)											
2-Nitrophenol			170	7.5	ug/kg wet	ND					
3,3'-Dichlorobenzidine			170	140	ug/kg wet	ND					
3-Nitroaniline			320	38	ug/kg wet	ND					
4,6-Dinitro-2-methylphenol			320	57	ug/kg wet	ND					
4-Bromophenyl phenyl ether			170	52	ug/kg wet	ND					
4-Chloro-3-methylphenol			170	6.8	ug/kg wet	ND					
4-Chloroaniline			170	48	ug/kg wet	ND					
4-Chlorophenyl phenyl ether			170	3.5	ug/kg wet	ND					
4-Methylphenol			170	9.2	ug/kg wet	ND					
4-Nitroaniline			320	18	ug/kg wet	ND					
4-Nitrophenol			320	40	ug/kg wet	ND					
Acenaphthene			170	1.9	ug/kg wet	ND					
Acenaphthylene			170	1.3	ug/kg wet	ND					
Acetophenone			170	8.4	ug/kg wet	ND					
Anthracene			170	4.2	ug/kg wet	ND					
Atrazine			170	7.3	ug/kg wet	ND					
Benzaldehyde			170	18	ug/kg wet	ND					
Benzo(a)anthracene			170	2.8	ug/kg wet	ND					
Benzo(a)pyrene			170	4.0	ug/kg wet	ND					
Benzo(b)fluoranthene			170	3.2	ug/kg wet	ND					
Benzo(ghi)perylene			170	2.0	ug/kg wet	ND					
Benzo(k)fluoranthene			170	1.8	ug/kg wet	ND					
Biphenyl			170	10	ug/kg wet	ND					
Bis(2-chloroethoxy)methane			170	9.0	ug/kg wet	ND					
Bis(2-chloroethyl)ether			170	14	ug/kg wet	ND					
2,2'-Oxybis(1-Chloropropane)			170	17	ug/kg wet	ND					
Bis(2-ethylhexyl) phthalate			170	53	ug/kg wet	ND					
Butyl benzyl phthalate			170	44	ug/kg wet	ND					
Caprolactam			170	71	ug/kg wet	ND					
Carbazole			170	1.9	ug/kg wet	ND					
Chrysene			170	1.6	ug/kg wet	ND					
Dibenzo(a,h)anthracene			170	1.9	ug/kg wet	ND					
Dibenzofuran			170	1.7	ug/kg wet	ND					
Diethyl phthalate			170	5.0	ug/kg wet	ND					

Benchmark Environmental & Engineering Science
2558 Hamburg Turnpike, Suite 300
Lackawanna, NY 14218

SDG Number: RSJ0652

Project: Benchmark - Globe site
Project Number: TURN

Received: 10/09/09
Reported: 10/28/09 15:41

LABORATORY QC DATA

Analyte	Source Result	Spike Level	RL	MDL	Units	Result	% REC	% REC Limits	% RPD	RPD Limit	Data Qualifiers
Semivolatile Organics by GC/MS											
Blank Analyzed: 10/22/09 (Lab Number:9J21042-BLK1, Batch: 9J21042)											
Dimethyl phthalate			170	4.3	ug/kg wet	ND					
Di-n-butyl phthalate			170	57	ug/kg wet	ND					
Di-n-octyl phthalate			170	3.9	ug/kg wet	ND					
Fluoranthene			170	2.4	ug/kg wet	ND					
Fluorene			170	3.8	ug/kg wet	ND					
Hexachlorobenzene			170	8.2	ug/kg wet	ND					
Hexachlorobutadiene			170	8.4	ug/kg wet	ND					
Hexachlorocyclopentadiene			170	50	ug/kg wet	ND					
Hexachloroethane			170	13	ug/kg wet	ND					
Indeno(1,2,3-cd)pyrene			170	4.6	ug/kg wet	ND					
Isophorone			170	8.2	ug/kg wet	ND					
Naphthalene			170	2.7	ug/kg wet	ND					
Nitrobenzene			170	7.3	ug/kg wet	ND					
N-Nitrosodi-n-propylamine			170	13	ug/kg wet	ND					
N-Nitrosodiphenylamine			170	9.0	ug/kg wet	ND					
Pentachlorophenol			320	56	ug/kg wet	ND					
Phenanthrene			170	3.5	ug/kg wet	ND					
Phenol			170	17	ug/kg wet	ND					
Pyrene			170	1.1	ug/kg wet	ND					
Surrogate: 2,4,6-Tribromophenol					*ug/kg wet*		*88*	*39-146*			
Surrogate: 2-Fluorobiphenyl					*ug/kg wet*		*93*	*37-120*			
Surrogate: 2-Fluorophenol					*ug/kg wet*		*81*	*18-120*			
Surrogate: Nitrobenzene-d5					*ug/kg wet*		*97*	*34-132*			
Surrogate: Phenol-d5					*ug/kg wet*		*87*	*11-120*			
Surrogate: p-Terphenyl-d14					*ug/kg wet*		*90*	*58-147*			
LCS Analyzed: 10/22/09 (Lab Number:9J21042-BS1, Batch: 9J21042)											
2,4,5-Trichlorophenol		3310	170	37	ug/kg wet	3470	105	59-126			
2,4,6-Trichlorophenol		3310	170	11	ug/kg wet	3420	103	59-123			
2,4-Dichlorophenol		3310	170	8.8	ug/kg wet	3330	100	52-120			
2,4-Dimethylphenol		3310	170	45	ug/kg wet	3280	99	36-120			
2,4-Dinitrophenol		3310	330	59	ug/kg wet	3010	91	35-146			
2,4-Dinitrotoluene		3310	170	26	ug/kg wet	3730	113	55-125			
2,6-Dinitrotoluene		3310	170	41	ug/kg wet	3750	113	66-128			
2-Chloronaphthalene		3310	170	11	ug/kg wet	3260	98	57-120			

Benchmark Environmental & Engineering Science
2558 Hamburg Turnpike, Suite 300
Lackawanna, NY 14218

SDG Number: RSJ0652

Project: Benchmark - Globe site
Project Number: TURN

Received: 10/09/09
Reported: 10/28/09 15:41

LABORATORY QC DATA

Analyte	Source Result	Spike Level	RL	MDL	Units	Result	% REC	% REC Limits	% RPD	RPD Limit	Data Qualifiers
Semivolatile Organics by GC/MS											
LCS Analyzed: 10/22/09 (Lab Number:9J21042-BS1, Batch: 9J21042)											
2-Chlorophenol		3310	170	8.5	ug/kg wet	2770	84	38-120			
2-Methylnaphthalene		3310	170	2.0	ug/kg wet	3380	102	47-120			
2-Methylphenol		3310	170	5.2	ug/kg wet	3050	92	48-120			
2-Nitroaniline		3310	330	54	ug/kg wet	4240	128	61-130			
2-Nitrophenol		3310	170	7.7	ug/kg wet	3130	94	50-120			
3,3'-Dichlorobenzidine		3310	170	150	ug/kg wet	4170	126	48-126			
3-Nitroaniline		3310	330	39	ug/kg wet	3530	107	61-127			
4,6-Dinitro-2-methylphenol		3310	330	58	ug/kg wet	4190	126	49-155			
4-Bromophenyl phenyl ether		3310	170	53	ug/kg wet	3610	109	58-131			
4-Chloro-3-methylphenol		3310	170	6.9	ug/kg wet	3620	109	49-125			
4-Chloroaniline		3310	170	49	ug/kg wet	3210	97	49-120			
4-Chlorophenyl phenyl ether		3310	170	3.6	ug/kg wet	3320	100	63-124			
4-Methylphenol		3310	170	9.3	ug/kg wet	3140	95	50-119			
4-Nitroaniline		3310	330	19	ug/kg wet	3450	104	63-128			
4-Nitrophenol		3310	330	41	ug/kg wet	4380	132	43-137			
Acenaphthene		3310	170	2.0	ug/kg wet	3570	108	53-120			
Acenaphthylene		3310	170	1.4	ug/kg wet	3490	105	58-121			
Acetophenone		3310	170	8.6	ug/kg wet	2810	85	66-120			
Anthracene		3310	170	4.3	ug/kg wet	3700	112	62-129			
Atrazine		3310	170	7.5	ug/kg wet	3560	108	73-133			
Benzaldehyde		3310	170	18	ug/kg wet	2990	90	21-120			
Benzo(a)anthracene		3310	170	2.9	ug/kg wet	3610	109	65-133			
Benzo(a)pyrene		3310	170	4.0	ug/kg wet	3960	120	64-127			
Benzo(b)fluoranthene		3310	170	3.3	ug/kg wet	3930	119	64-135			
Benzo(ghi)perylene		3310	170	2.0	ug/kg wet	3450	104	50-152			
Benzo(k)fluoranthene		3310	170	1.8	ug/kg wet	3680	111	58-138			
Biphenyl		3310	170	10	ug/kg wet	3110	94	71-120			
Bis(2-chloroethoxy)methane		3310	170	9.1	ug/kg wet	2410	73	61-133			
Bis(2-chloroethyl)ether		3310	170	14	ug/kg wet	2480	75	45-120			
2,2'-Oxybis(1-Chloropropane)		3310	170	18	ug/kg wet	3210	97	44-120			
Bis(2-ethylhexyl) phthalate		3310	170	54	ug/kg wet	3500	106	61-133			
Butyl benzyl phthalate		3310	170	45	ug/kg wet	3800	115	61-129			
Caprolactam		3310	170	73	ug/kg wet	3450	104	54-133			
Carbazole		3310	170	1.9	ug/kg wet	3690	111	59-129			

Benchmark Environmental & Engineering Science
2558 Hamburg Turnpike, Suite 300
Lackawanna, NY 14218

SDG Number: RSJ0652

Project: Benchmark - Globe site
Project Number: TURN

Received: 10/09/09
Reported: 10/28/09 15:41

LABORATORY QC DATA

Analyte	Source Result	Spike Level	RL	MDL	Units	Result	% REC	% REC Limits	% RPD	RPD Limit	Data Qualifiers
Semivolatile Organics by GC/MS											
LCS Analyzed: 10/22/09 (Lab Number:9J21042-BS1, Batch: 9J21042)											
Chrysene		3310	170	1.7	ug/kg wet	3690	111	64-131			
Dibenzo(a,h)anthracene		3310	170	2.0	ug/kg wet	3510	106	54-148			
Dibenzofuran		3310	170	1.7	ug/kg wet	3490	105	56-120			
Diethyl phthalate		3310	170	5.1	ug/kg wet	3800	115	66-126			
Dimethyl phthalate		3310	170	4.4	ug/kg wet	3630	109	65-124			
Di-n-butyl phthalate		3310	170	58	ug/kg wet	3670	111	58-130			
Di-n-octyl phthalate		3310	170	3.9	ug/kg wet	3540	107	62-133			
Fluoranthene		3310	170	2.4	ug/kg wet	3810	115	62-131			
Fluorene		3310	170	3.9	ug/kg wet	3750	113	63-126			
Hexachlorobenzene		3310	170	8.3	ug/kg wet	3340	101	60-132			
Hexachlorobutadiene		3310	170	8.6	ug/kg wet	2930	88	45-120			
Hexachlorocyclopentadiene		3310	170	51	ug/kg wet	2800	84	31-120			
Hexachloroethane		3310	170	13	ug/kg wet	2640	80	41-120			
Indeno(1,2,3-cd)pyrene		3310	170	4.6	ug/kg wet	3620	109	56-149			
Isophorone		3310	170	8.4	ug/kg wet	3090	93	56-120			
Naphthalene		3310	170	2.8	ug/kg wet	3090	93	46-120			
Nitrobenzene		3310	170	7.4	ug/kg wet	3230	97	49-120			
N-Nitrosodi-n-propylamine		3310	170	13	ug/kg wet	3120	94	46-120			
N-Nitrosodiphenylamine		3310	170	9.2	ug/kg wet	4450	134	20-119			L1
Pentachlorophenol		3310	330	58	ug/kg wet	3170	96	33-136			
Phenanthrene		3310	170	3.5	ug/kg wet	3750	113	60-130			
Phenol		3310	170	18	ug/kg wet	2920	88	36-120			
Pyrene		3310	170	1.1	ug/kg wet	3720	112	51-133			
Surrogate: 2,4,6-Tribromophenol					*ug/kg wet*		*105*	*39-146*			
Surrogate: 2-Fluorobiphenyl					*ug/kg wet*		*102*	*37-120*			
Surrogate: 2-Fluorophenol					*ug/kg wet*		*80*	*18-120*			
Surrogate: Nitrobenzene-d5					*ug/kg wet*		*106*	*34-132*			
Surrogate: Phenol-d5					*ug/kg wet*		*87*	*11-120*			
Surrogate: p-Terphenyl-d14					*ug/kg wet*		*98*	*58-147*			
Matrix Spike Analyzed: 10/22/09 (Lab Number:9J21042-MS2, Batch: 9J21042)											
QC Source Sample: RSJ0655-03RE1											
2,4,5-Trichlorophenol	ND	4190	1100	230	ug/kg dry	3640	87	59-126			D10
2,4,6-Trichlorophenol	ND	4190	1100	70	ug/kg dry	3500	83	59-123			D10
2,4-Dichlorophenol	ND	4190	1100	56	ug/kg dry	3570	85	52-120			D10

Benchmark Environmental & Engineering Science
2558 Hamburg Turnpike, Suite 300
Lackawanna, NY 14218

SDG Number: RSJ0652

Project: Benchmark - Globe site
Project Number: TURN

Received: 10/09/09
Reported: 10/28/09 15:41

LABORATORY QC DATA

Analyte	Source Result	Spike Level	RL	MDL	Units	Result	% REC	% REC Limits	% RPD	RPD Limit	Data Qualifiers
Semivolatile Organics by GC/MS											
Matrix Spike Analyzed: 10/22/09 (Lab Number:9J21042-MS2, Batch: 9J21042)											
QC Source Sample: RSJ0655-03RE1											
2,4-Dimethylphenol	ND	4190	1100	290	ug/kg dry	3270	78	36-120			D10
2,4-Dinitrophenol	ND	4190	2100	370	ug/kg dry	1710	41	35-146			D10,J
2,4-Dinitrotoluene	ND	4190	1100	160	ug/kg dry	3930	94	55-125			D10
2,6-Dinitrotoluene	ND	4190	1100	260	ug/kg dry	3950	94	66-128			D10
2-Chloronaphthalene	ND	4190	1100	71	ug/kg dry	3680	88	57-120			D10
2-Chlorophenol	ND	4190	1100	54	ug/kg dry	3030	72	38-120			D10
2-Methylnaphthalene	77.6	4190	1100	13	ug/kg dry	3730	87	47-120			D10
2-Methylphenol	ND	4190	1100	33	ug/kg dry	3330	79	48-120			D10
2-Nitroaniline	ND	4190	2100	340	ug/kg dry	4300	103	61-130			D10
2-Nitrophenol	ND	4190	1100	49	ug/kg dry	3050	73	50-120			D10
3,3'-Dichlorobenzidine	ND	4190	1100	930	ug/kg dry	4460	106	48-126			D10
3-Nitroaniline	ND	4190	2100	240	ug/kg dry	3700	88	61-127			D10
4,6-Dinitro-2-methylphenol	ND	4190	2100	370	ug/kg dry	3320	79	49-155			D10
4-Bromophenyl phenyl ether	ND	4190	1100	340	ug/kg dry	3980	95	58-131			D10
4-Chloro-3-methylphenol	ND	4190	1100	44	ug/kg dry	3920	93	49-125			D10
4-Chloroaniline	ND	4190	1100	310	ug/kg dry	3400	81	49-120			D10
4-Chlorophenyl phenyl ether	ND	4190	1100	23	ug/kg dry	3650	87	63-124			D10
4-Methylphenol	ND	4190	1100	59	ug/kg dry	3550	85	50-119			D10
4-Nitroaniline	ND	4190	2100	120	ug/kg dry	3720	89	63-128			D10
4-Nitrophenol	ND	4190	2100	260	ug/kg dry	4100	98	43-137			D10
Acenaphthene	ND	4190	1100	12	ug/kg dry	3860	92	53-120			D10
Acenaphthylene	ND	4190	1100	8.7	ug/kg dry	3850	92	58-121			D10
Acetophenone	ND	4190	1100	55	ug/kg dry	3090	74	66-120			D10
Anthracene	ND	4190	1100	27	ug/kg dry	4170	99	62-129			D10
Atrazine	ND	4190	1100	47	ug/kg dry	4110	98	73-133			D10
Benzaldehyde	ND	4190	1100	120	ug/kg dry	3670	88	21-120			D10
Benzo(a)anthracene	277	4190	1100	18	ug/kg dry	4220	94	65-133			D10
Benzo(a)pyrene	279	4190	1100	26	ug/kg dry	4490	100	64-127			D10
Benzo(b)fluoranthene	335	4190	1100	21	ug/kg dry	4480	99	64-135			D10
Benzo(ghi)perylene	231	4190	1100	13	ug/kg dry	4340	98	50-152			D10
Benzo(k)fluoranthene	122	4190	1100	12	ug/kg dry	4260	99	58-138			D10
Biphenyl	ND	4190	1100	66	ug/kg dry	3500	83	71-120			D10
Bis(2-chloroethoxy)methane	ND	4190	1100	58	ug/kg dry	2650	63	61-133			D10
Bis(2-chloroethyl)ether	ND	4190	1100	92	ug/kg dry	2840	68	45-120			D10

Benchmark Environmental & Engineering Science
2558 Hamburg Turnpike, Suite 300
Lackawanna, NY 14218

SDG Number: RSJ0652

Project: Benchmark - Globe site
Project Number: TURN

Received: 10/09/09
Reported: 10/28/09 15:41

LABORATORY QC DATA

Analyte	Source Result	Spike Level	RL	MDL	Units	Result	% REC	% REC Limits	% RPD	RPD Limit	Data Qualifiers
Semivolatile Organics by GC/MS											
Matrix Spike Analyzed: 10/22/09 (Lab Number:9J21042-MS2, Batch: 9J21042)											
QC Source Sample: RSJ0655-03RE1											
2,2'-Oxybis(1-Chloropropane)	ND	4190	1100	110	ug/kg dry	3520	84	44-120			D10
Bis(2-ethylhexyl) phthalate	ND	4190	1100	340	ug/kg dry	4040	96	61-133			D10
Butyl benzyl phthalate	ND	4190	1100	290	ug/kg dry	4200	100	61-129			D10
Caprolactam	ND	4190	1100	460	ug/kg dry	3580	85	54-133			D10
Carbazole	ND	4190	1100	12	ug/kg dry	4170	99	59-129			D10
Chrysene	266	4190	1100	11	ug/kg dry	4500	101	64-131			D10
Dibenzo(a,h)anthracene	ND	4190	1100	12	ug/kg dry	3920	94	54-148			D10
Dibenzofuran	54.5	4190	1100	11	ug/kg dry	4000	94	56-120			D10
Diethyl phthalate	ND	4190	1100	32	ug/kg dry	4050	97	66-126			D10
Dimethyl phthalate	ND	4190	1100	28	ug/kg dry	3920	94	65-124			D10
Di-n-butyl phthalate	ND	4190	1100	370	ug/kg dry	3990	95	58-130			D10
Di-n-octyl phthalate	ND	4190	1100	25	ug/kg dry	3660	87	62-133			D10
Fluoranthene	413	4190	1100	15	ug/kg dry	4800	105	62-131			D10
Fluorene	ND	4190	1100	24	ug/kg dry	4130	99	63-126			D10
Hexachlorobenzene	ND	4190	1100	53	ug/kg dry	3710	89	60-132			D10
Hexachlorobutadiene	ND	4190	1100	54	ug/kg dry	3080	73	45-120			D10
Hexachlorocyclopentadiene	ND	4190	1100	320	ug/kg dry	2230	53	31-120			D10
Hexachloroethane	ND	4190	1100	82	ug/kg dry	2550	61	41-120			D10
Indeno(1,2,3-cd)pyrene	178	4190	1100	29	ug/kg dry	4210	96	56-149			D10
Isophorone	ND	4190	1100	53	ug/kg dry	3160	75	56-120			D10
Naphthalene	ND	4190	1100	18	ug/kg dry	3470	83	46-120			D10
Nitrobenzene	ND	4190	1100	47	ug/kg dry	3450	82	49-120			D10
N-Nitrosodi-n-propylamine	ND	4190	1100	84	ug/kg dry	3280	78	46-120			D10
N-Nitrosodiphenylamine	ND	4190	1100	58	ug/kg dry	4940	118	20-119			D10,L1
Pentachlorophenol	ND	4190	2100	360	ug/kg dry	2100	50	33-136			D10
Phenanthrene	377	4190	1100	22	ug/kg dry	4690	103	60-130			D10
Phenol	ND	4190	1100	110	ug/kg dry	3230	77	36-120			D10
Pyrene	419	4190	1100	6.9	ug/kg dry	4730	103	51-133			D10
Surrogate: 2,4,6-Tribromophenol					*ug/kg dry*		*85*	*39-146*			*D10*
Surrogate: 2-Fluorobiphenyl					*ug/kg dry*		*90*	*37-120*			*D10*
Surrogate: 2-Fluorophenol					*ug/kg dry*		*69*	*18-120*			*D10*
Surrogate: Nitrobenzene-d5					*ug/kg dry*		*86*	*34-132*			*D10*
Surrogate: Phenol-d5					*ug/kg dry*		*75*	*11-120*			*D10*

Benchmark Environmental & Engineering Science
2558 Hamburg Turnpike, Suite 300
Lackawanna, NY 14218

SDG Number: RSJ0652

Project: Benchmark - Globe site
Project Number: TURN

Received: 10/09/09
Reported: 10/28/09 15:41

LABORATORY QC DATA

Analyte	Source Result	Spike Level	RL	MDL	Units	Result	% REC	% REC Limits	% RPD	RPD Limit	Data Qualifiers
Semivolatile Organics by GC/MS											
Matrix Spike Analyzed: 10/22/09 (Lab Number:9J21042-MS2, Batch: 9J21042)											
QC Source Sample: RSJ0655-03RE1											
Surrogate: p-Terphenyl-d14					*ug/kg dry*		*88*	*58-147*			*D10*
Matrix Spike Dup Analyzed: 10/22/09 (Lab Number:9J21042-MSD2, Batch: 9J21042)											
QC Source Sample: RSJ0655-03RE1											
2,4,5-Trichlorophenol	ND	4190	1100	230	ug/kg dry	3650	87	59-126	0.3	18	D10
2,4,6-Trichlorophenol	ND	4190	1100	70	ug/kg dry	3560	85	59-123	2	19	D10
2,4-Dichlorophenol	ND	4190	1100	56	ug/kg dry	3570	85	52-120	0.2	19	D10
2,4-Dimethylphenol	ND	4190	1100	290	ug/kg dry	3470	83	36-120	6	42	D10
2,4-Dinitrophenol	ND	4190	2100	370	ug/kg dry	1490	36	35-146	14	22	D10,J
2,4-Dinitrotoluene	ND	4190	1100	160	ug/kg dry	3950	94	55-125	0.5	20	D10
2,6-Dinitrotoluene	ND	4190	1100	260	ug/kg dry	4050	97	66-128	2	15	D10
2-Chloronaphthalene	ND	4190	1100	71	ug/kg dry	3570	85	57-120	3	21	D10
2-Chlorophenol	ND	4190	1100	54	ug/kg dry	3020	72	38-120	0.2	25	D10
2-Methylnaphthalene	77.6	4190	1100	13	ug/kg dry	3680	86	47-120	1	21	D10
2-Methylphenol	ND	4190	1100	33	ug/kg dry	3170	76	48-120	5	27	D10
2-Nitroaniline	ND	4190	2100	340	ug/kg dry	4230	101	61-130	2	15	D10
2-Nitrophenol	ND	4190	1100	48	ug/kg dry	3120	74	50-120	2	18	D10
3,3'-Dichlorobenzidine	ND	4190	1100	930	ug/kg dry	4710	113	48-126	5	25	D10
3-Nitroaniline	ND	4190	2100	240	ug/kg dry	3710	89	61-127	0.05	19	D10
4,6-Dinitro-2-methylphenol	ND	4190	2100	370	ug/kg dry	2850	68	49-155	15	15	D10,R2
4-Bromophenyl phenyl ether	ND	4190	1100	340	ug/kg dry	3930	94	58-131	1	15	D10
4-Chloro-3-methylphenol	ND	4190	1100	44	ug/kg dry	3880	93	49-125	0.9	27	D10
4-Chloroaniline	ND	4190	1100	310	ug/kg dry	3510	84	49-120	3	22	D10
4-Chlorophenyl phenyl ether	ND	4190	1100	23	ug/kg dry	3700	88	63-124	2	16	D10
4-Methylphenol	ND	4190	1100	59	ug/kg dry	3330	80	50-119	6	24	D10
4-Nitroaniline	ND	4190	2100	120	ug/kg dry	3790	90	63-128	2	24	D10
4-Nitrophenol	ND	4190	2100	260	ug/kg dry	4100	98	43-137	0.07	25	D10
Acenaphthene	ND	4190	1100	12	ug/kg dry	4030	96	53-120	4	35	D10
Acenaphthylene	ND	4190	1100	8.7	ug/kg dry	3830	92	58-121	0.6	18	D10
Acetophenone	ND	4190	1100	54	ug/kg dry	2940	70	66-120	5	20	D10
Anthracene	ND	4190	1100	27	ug/kg dry	4100	98	62-129	2	15	D10
Atrazine	ND	4190	1100	47	ug/kg dry	4000	96	73-133	3	20	D10
Benzaldehyde	ND	4190	1100	120	ug/kg dry	3440	82	21-120	7	20	D10
Benzo(a)anthracene	277	4190	1100	18	ug/kg dry	4260	95	65-133	0.9	15	D10
Benzo(a)pyrene	279	4190	1100	26	ug/kg dry	4380	98	64-127	2	15	D10

Benchmark Environmental & Engineering Science
2558 Hamburg Turnpike, Suite 300
Lackawanna, NY 14218

SDG Number: RSJ0652

Project: Benchmark - Globe site
Project Number: TURN

Received: 10/09/09
Reported: 10/28/09 15:41

LABORATORY QC DATA

Analyte	Source Result	Spike Level	RL	MDL	Units	Result	% REC	% REC Limits	% RPD	RPD Limit	Data Qualifiers
Semivolatile Organics by GC/MS											
Matrix Spike Dup Analyzed: 10/22/09 (Lab Number:9J21042-MSD2, Batch: 9J21042)											
QC Source Sample: RSJ0655-03RE1											
Benzo(b)fluoranthene	335	4190	1100	21	ug/kg dry	3870	84	64-135	15	15	D10
Benzo(ghi)perylene	231	4190	1100	13	ug/kg dry	4410	100	50-152	2	15	D10
Benzo(k)fluoranthene	122	4190	1100	12	ug/kg dry	4640	108	58-138	9	22	D10
Biphenyl	ND	4190	1100	66	ug/kg dry	3390	81	71-120	3	20	D10
Bis(2-chloroethoxy)methane	ND	4190	1100	58	ug/kg dry	2570	62	61-133	3	17	D10
Bis(2-chloroethyl)ether	ND	4190	1100	91	ug/kg dry	2700	65	45-120	5	21	D10
2,2'-Oxybis(1-Chloropropane)	ND	4190	1100	110	ug/kg dry	3310	79	44-120	6	24	D10
Bis(2-ethylhexyl) phthalate	ND	4190	1100	340	ug/kg dry	3940	94	61-133	2	15	D10
Butyl benzyl phthalate	ND	4190	1100	280	ug/kg dry	4080	97	61-129	3	16	D10
Caprolactam	ND	4190	1100	460	ug/kg dry	3360	80	54-133	6	20	D10
Carbazole	ND	4190	1100	12	ug/kg dry	4180	100	59-129	0.3	20	D10
Chrysene	266	4190	1100	11	ug/kg dry	4440	100	64-131	1	15	D10
Dibenzo(a,h)anthracene	ND	4190	1100	12	ug/kg dry	3860	92	54-148	2	15	D10
Dibenzofuran	54.5	4190	1100	11	ug/kg dry	3910	92	56-120	2	15	D10
Diethyl phthalate	ND	4190	1100	32	ug/kg dry	4060	97	66-126	0.2	15	D10
Dimethyl phthalate	ND	4190	1100	28	ug/kg dry	4020	96	65-124	2	15	D10
Di-n-butyl phthalate	ND	4190	1100	370	ug/kg dry	3910	93	58-130	2	15	D10
Di-n-octyl phthalate	ND	4190	1100	25	ug/kg dry	3900	93	62-133	6	16	D10
Fluoranthene	413	4190	1100	15	ug/kg dry	4420	96	62-131	8	15	D10
Fluorene	ND	4190	1100	24	ug/kg dry	4030	96	63-126	2	15	D10
Hexachlorobenzene	ND	4190	1100	53	ug/kg dry	3680	88	60-132	0.9	15	D10
Hexachlorobutadiene	ND	4190	1100	54	ug/kg dry	2900	69	45-120	6	44	D10
Hexachlorocyclopentadiene	ND	4190	1100	320	ug/kg dry	2030	49	31-120	9	49	D10
Hexachloroethane	ND	4190	1100	82	ug/kg dry	2350	56	41-120	8	46	D10
Indeno(1,2,3-cd)pyrene	178	4190	1100	29	ug/kg dry	4250	97	56-149	1	15	D10
Isophorone	ND	4190	1100	53	ug/kg dry	3160	75	56-120	0.03	17	D10
Naphthalene	ND	4190	1100	18	ug/kg dry	3300	79	46-120	5	29	D10
Nitrobenzene	ND	4190	1100	47	ug/kg dry	3350	80	49-120	3	24	D10
N-Nitrosodi-n-propylamine	ND	4190	1100	84	ug/kg dry	3250	78	46-120	0.9	31	D10
N-Nitrosodiphenylamine	ND	4190	1100	58	ug/kg dry	4980	119	20-119	0.8	15	D10,M7,L1
Pentachlorophenol	ND	4190	2100	360	ug/kg dry	2020	48	33-136	4	35	D10,J
Phenanthrene	377	4190	1100	22	ug/kg dry	4440	97	60-130	6	15	D10
Phenol	ND	4190	1100	110	ug/kg dry	3110	74	36-120	4	35	D10

Benchmark Environmental & Engineering Science
2558 Hamburg Turnpike, Suite 300
Lackawanna, NY 14218

SDG Number: RSJ0652

Project: Benchmark - Globe site
Project Number: TURN

Received: 10/09/09
Reported: 10/28/09 15:41

LABORATORY QC DATA

Analyte	Source Result	Spike Level	RL	MDL	Units	Result	% REC	% REC Limits	% RPD	RPD Limit	Data Qualifiers
Semivolatile Organics by GC/MS											
Matrix Spike Dup Analyzed: 10/22/09 (Lab Number:9J21042-MSD2, Batch: 9J21042)											
QC Source Sample: RSJ0655-03RE1											
Pyrene	419	4190	1100	6.9	ug/kg dry	4580	99	51-133	3	35	D10
Surrogate: 2,4,6-Tribromophenol					*ug/kg dry*		*87*	*39-146*			*D10*
Surrogate: 2-Fluorobiphenyl					*ug/kg dry*		*95*	*37-120*			*D10*
Surrogate: 2-Fluorophenol					*ug/kg dry*		*66*	*18-120*			*D10*
Surrogate: Nitrobenzene-d5					*ug/kg dry*		*87*	*34-132*			*D10*
Surrogate: Phenol-d5					*ug/kg dry*		*76*	*11-120*			*D10*
Surrogate: p-Terphenyl-d14					*ug/kg dry*		*92*	*58-147*			*D10*

Benchmark Environmental & Engineering Science
2558 Hamburg Turnpike, Suite 300
Lackawanna, NY 14218

SDG Number: RSJ0652

Project: Benchmark - Globe site
Project Number: TURN

Received: 10/09/09
Reported: 10/28/09 15:41

LABORATORY QC DATA

Analyte	Source Result	Spike Level	RL	MDL	Units	Result	% REC	% REC Limits	% RPD	RPD Limit	Data Qualifiers
Polychlorinated Biphenyls by EPA Method 8082											
Blank Analyzed: 10/13/09 (Lab Number:9J10009-BLK1, Batch: 9J10009)											
Aroclor 1016			16	3.2	ug/kg wet	ND					
Aroclor 1016 [2C]			16	3.2	ug/kg wet	ND					
Aroclor 1221			16	3.2	ug/kg wet	ND					
Aroclor 1221 [2C]			16	3.2	ug/kg wet	ND					
Aroclor 1232			16	3.2	ug/kg wet	ND					
Aroclor 1232 [2C]			16	3.2	ug/kg wet	ND					
Aroclor 1242			16	3.6	ug/kg wet	ND					
Aroclor 1242 [2C]			16	3.6	ug/kg wet	ND					
Aroclor 1248			16	3.2	ug/kg wet	ND					
Aroclor 1248 [2C]			16	3.2	ug/kg wet	ND					
Aroclor 1254			16	3.5	ug/kg wet	ND					
Aroclor 1254 [2C]			16	3.5	ug/kg wet	ND					
Aroclor 1260			16	3.5	ug/kg wet	ND					
Aroclor 1260 [2C]			16	3.5	ug/kg wet	ND					
Surrogate: Decachlorobiphenyl					*ug/kg wet*		*110*	*34-148*			
Surrogate: Decachlorobiphenyl [2C]					*ug/kg wet*		*98*	*34-148*			
Surrogate: Tetrachloro-m-xylene					*ug/kg wet*		*91*	*35-134*			
Surrogate: Tetrachloro-m-xylene					*ug/kg wet*		*77*	*35-134*			
LCS Analyzed: 10/13/09 (Lab Number:9J10009-BS1, Batch: 9J10009)											
Aroclor 1016		163	16	3.2	ug/kg wet	146	90	59-154			
Aroclor 1016 [2C]		163	16	3.2	ug/kg wet	117	72	59-154			
Aroclor 1221			16	3.2	ug/kg wet	ND					
Aroclor 1221 [2C]			16	3.2	ug/kg wet	ND					
Aroclor 1232			16	3.2	ug/kg wet	ND					
Aroclor 1232 [2C]			16	3.2	ug/kg wet	ND					
Aroclor 1242			16	3.5	ug/kg wet	ND					
Aroclor 1242 [2C]			16	3.5	ug/kg wet	ND					
Aroclor 1248			16	3.2	ug/kg wet	ND					
Aroclor 1248 [2C]			16	3.2	ug/kg wet	ND					
Aroclor 1254			16	3.4	ug/kg wet	ND					
Aroclor 1254 [2C]			16	3.4	ug/kg wet	ND					
Aroclor 1260		163	16	3.4	ug/kg wet	171	105	51-179			
Aroclor 1260 [2C]		163	16	3.4	ug/kg wet	140	86	51-179			
Surrogate: Decachlorobiphenyl					*ug/kg wet*		*111*	*34-148*			

Benchmark Environmental & Engineering Science
2558 Hamburg Turnpike, Suite 300
Lackawanna, NY 14218

SDG Number: RSJ0652

Project: Benchmark - Globe site
Project Number: TURN

Received: 10/09/09
Reported: 10/28/09 15:41

LABORATORY QC DATA

Analyte	Source Result	Spike Level	RL	MDL	Units	Result	% REC	% REC Limits	% RPD	RPD Limit	Data Qualifiers
Polychlorinated Biphenyls by EPA Method 8082											
LCS Analyzed: 10/13/09 (Lab Number:9J10009-BS1, Batch: 9J10009)											
Surrogate: Decachlorobiphenyl [2C]					*ug/kg wet*		*89*	*34-148*			
Surrogate: Tetrachloro-m-xylene					*ug/kg wet*		*96*	*35-134*			
Surrogate: Tetrachloro-m-xylene					*ug/kg wet*		*75*	*35-134*			
Matrix Spike Analyzed: 10/13/09 (Lab Number:9J10009-MS1, Batch: 9J10009)											
QC Source Sample: RSJ0652-02											
Aroclor 1016	ND	223	22	4.4	ug/kg dry	181	81	59-154			
Aroclor 1016 [2C]	ND	223	22	4.4	ug/kg dry	165	74	59-154			
Aroclor 1221	ND		22	4.4	ug/kg dry	ND					
Aroclor 1221 [2C]	ND		22	4.4	ug/kg dry	ND					
Aroclor 1232	ND		22	4.4	ug/kg dry	ND					
Aroclor 1232 [2C]	ND		22	4.4	ug/kg dry	ND					
Aroclor 1242	ND		22	4.8	ug/kg dry	ND					
Aroclor 1242 [2C]	ND		22	4.8	ug/kg dry	ND					
Aroclor 1248	ND		22	4.4	ug/kg dry	ND					
Aroclor 1248 [2C]	ND		22	4.4	ug/kg dry	ND					
Aroclor 1254	ND		22	4.7	ug/kg dry	ND					
Aroclor 1254 [2C]	ND		22	4.7	ug/kg dry	ND					
Aroclor 1260	ND	223	22	4.7	ug/kg dry	238	107	51-179			
Aroclor 1260 [2C]	ND	223	22	4.7	ug/kg dry	197	88	51-179			
Surrogate: Decachlorobiphenyl					*ug/kg dry*		*111*	*34-148*			
Surrogate: Decachlorobiphenyl [2C]					*ug/kg dry*		*111*	*34-148*			
Surrogate: Tetrachloro-m-xylene					*ug/kg dry*		*90*	*35-134*			
Surrogate: Tetrachloro-m-xylene					*ug/kg dry*		*69*	*35-134*			
Matrix Spike Dup Analyzed: 10/13/09 (Lab Number:9J10009-MSD1, Batch: 9J10009)											
QC Source Sample: RSJ0652-02											
Aroclor 1016	ND	222	22	4.4	ug/kg dry	181	81	59-154	0.01	50	
Aroclor 1016 [2C]	ND	222	22	4.4	ug/kg dry	168	75	59-154	2	50	
Aroclor 1221	ND		22	4.4	ug/kg dry	ND					
Aroclor 1221 [2C]	ND		22	4.4	ug/kg dry	ND					
Aroclor 1232	ND		22	4.4	ug/kg dry	ND					
Aroclor 1232 [2C]	ND		22	4.4	ug/kg dry	ND					
Aroclor 1242	ND		22	4.8	ug/kg dry	ND					
Aroclor 1242 [2C]	ND		22	4.8	ug/kg dry	ND					

Benchmark Environmental & Engineering Science
2558 Hamburg Turnpike, Suite 300
Lackawanna, NY 14218

SDG Number: RSJ0652

Project: Benchmark - Globe site
Project Number: TURN

Received: 10/09/09
Reported: 10/28/09 15:41

LABORATORY QC DATA

Analyte	Source Result	Spike Level	RL	MDL	Units	Result	% REC	% REC Limits	% RPD	RPD Limit	Data Qualifiers
Polychlorinated Biphenyls by EPA Method 8082											
Matrix Spike Dup Analyzed: 10/13/09 (Lab Number:9J10009-MSD1, Batch: 9J10009)											
QC Source Sample: RSJ0652-02											
Aroclor 1248	ND		22	4.4	ug/kg dry	ND					
Aroclor 1248 [2C]	ND		22	4.4	ug/kg dry	ND					
Aroclor 1254	ND		22	4.7	ug/kg dry	ND					
Aroclor 1254 [2C]	ND		22	4.7	ug/kg dry	ND					
Aroclor 1260	ND	222	22	4.7	ug/kg dry	238	107	51-179	0.2	50	
Aroclor 1260 [2C]	ND	222	22	4.7	ug/kg dry	197	88	51-179	0.06	50	
Surrogate: Decachlorobiphenyl					*ug/kg dry*		*110*	*34-148*			
Surrogate: Decachlorobiphenyl [2C]					*ug/kg dry*		*100*	*34-148*			
Surrogate: Tetrachloro-m-xylene					*ug/kg dry*		*92*	*35-134*			
Surrogate: Tetrachloro-m-xylene					*ug/kg dry*		*69*	*35-134*			

Benchmark Environmental & Engineering Science
2558 Hamburg Turnpike, Suite 300
Lackawanna, NY 14218

SDG Number: RSJ0652

Project: Benchmark - Globe site
Project Number: TURN

Received: 10/09/09
Reported: 10/28/09 15:41

LABORATORY QC DATA

Analyte	Source Result	Spike Level	RL	MDL	Units	Result	% REC	% REC Limits	% RPD	RPD Limit	Data Qualifiers
Total Metals by SW 846 Series Methods											
Blank Analyzed: 10/13/09 (Lab Number:9J12021-BLK1, Batch: 9J12021)											
Aluminum			10.0	NR	mg/kg wet	ND					B
Antimony			15.0	NR	mg/kg wet	ND					
Arsenic			2.0	NR	mg/kg wet	ND					B
Barium			0.500	NR	mg/kg wet	ND					B
Beryllium			0.200	NR	mg/kg wet	ND					
Cadmium			0.200	NR	mg/kg wet	ND					
Calcium			50.0	NR	mg/kg wet	ND					
Cobalt			0.500	NR	mg/kg wet	ND					
Copper			1.0	NR	mg/kg wet	ND					
Iron			10.0	NR	mg/kg wet	ND					B
Lead			1.0	NR	mg/kg wet	ND					B
Magnesium			20.0	NR	mg/kg wet	ND					
Manganese			0.2	NR	mg/kg wet	ND					B
Nickel			5.00	NR	mg/kg wet	ND					
Potassium			30.0	NR	mg/kg wet	ND					
Selenium			4.0	NR	mg/kg wet	ND					
Silver			0.500	NR	mg/kg wet	ND					
Sodium			140	NR	mg/kg wet	ND					
Thallium			6.0	NR	mg/kg wet	ND					
Vanadium			0.500	NR	mg/kg wet	ND					
Zinc			2.0	NR	mg/kg wet	ND					
Blank Analyzed: 10/13/09 (Lab Number:9J12021-BLK2, Batch: 9J12021)											
Chromium			0.500	NR	mg/kg wet	ND					
Reference Analyzed: 10/13/09 (Lab Number:9J12021-SRM1, Batch: 9J12021)											
Aluminum		11000	10.0	NR	mg/kg wet	8280	75	55.7-143.6			
Antimony		81.5	15.0	NR	mg/kg wet	58.5	72	0-203.7			
Arsenic		158	2.0	NR	mg/kg wet	140	89	81.6-118.4			
Barium		348	0.500	NR	mg/kg wet	305	88	80.7-119.3			
Beryllium		106	0.200	NR	mg/kg wet	92.0	87	81.6-118.9			
Cadmium		187	0.200	NR	mg/kg wet	164	87	82.4-117.6			
Calcium		9650	50.0	NR	mg/kg wet	8990	93	80.8-119.2			
Cobalt		277	0.500	NR	mg/kg wet	249	90	80.9-119.1			

Benchmark Environmental & Engineering Science
2558 Hamburg Turnpike, Suite 300
Lackawanna, NY 14218

SDG Number: RSJ0652

Project: Benchmark - Globe site
Project Number: TURN

Received: 10/09/09
Reported: 10/28/09 15:41

LABORATORY QC DATA

Analyte	Source Result	Spike Level	RL	MDL	Units	Result	% REC	% REC Limits	% RPD	RPD Limit	Data Qualifiers
Total Metals by SW 846 Series Methods											
Reference Analyzed: 10/13/09 (Lab Number:9J12021-SRM1, Batch: 9J12021)											
Copper		129	1.0	NR	mg/kg wet	115	89	83.7-117.1			
Iron		18600	10.0	NR	mg/kg wet	14200	76	50.4-148.9			
Lead		172	1.0	NR	mg/kg wet	150	87	79.1-120.3			
Magnesium		5030	20.0	NR	mg/kg wet	4510	90	78.7-121.3			
Manganese		633	0.2	NR	mg/kg wet	575	91	81.8-118			
Nickel		99.0	5.00	NR	mg/kg wet	87.4	88	81.2-119.2			
Potassium		4010	30.0	NR	mg/kg wet	3570	89	73.6-126.4			
Selenium		148	4.0	NR	mg/kg wet	137	93	78.4-120.9			
Silver		66.0	0.500	NR	mg/kg wet	56.0	85	66.2-133.6			
Sodium		883	140	NR	mg/kg wet	784	89	73.7-125.7			
Thallium		268	6.0	NR	mg/kg wet	248	92	77.6-122.4			
Vanadium		194	0.500	NR	mg/kg wet	170	88	79.4-120.1			
Zinc		394	2.0	NR	mg/kg wet	344	87	80.5-119.3			
Reference Analyzed: 10/13/09 (Lab Number:9J12021-SRM2, Batch: 9J12021)											
Chromium		89.5	0.500	NR	mg/kg wet	78.8	88	78.8-120.7			
Total Metals by SW 846 Series Methods											
Blank Analyzed: 10/14/09 (Lab Number:9J12050-BLK1, Batch: 9J12050)											
Aluminum			10.0	NR	mg/kg wet	ND					
Antimony			15.0	NR	mg/kg wet	ND					
Arsenic			2.0	NR	mg/kg wet	ND					B
Barium			0.500	NR	mg/kg wet	ND					
Beryllium			0.200	NR	mg/kg wet	ND					
Cadmium			0.200	NR	mg/kg wet	ND					
Calcium			50.0	NR	mg/kg wet	ND					B
Chromium			0.500	NR	mg/kg wet	ND					
Cobalt			0.500	NR	mg/kg wet	ND					
Copper			1.0	NR	mg/kg wet	ND					
Iron			10.0	NR	mg/kg wet	ND					

Benchmark Environmental & Engineering Science
2558 Hamburg Turnpike, Suite 300
Lackawanna, NY 14218

SDG Number: RSJ0652

Project: Benchmark - Globe site
Project Number: TURN

Received: 10/09/09
Reported: 10/28/09 15:41

LABORATORY QC DATA

Analyte	Source Result	Spike Level	RL	MDL	Units	Result	% REC	% REC Limits	% RPD	RPD Limit	Data Qualifiers
Total Metals by SW 846 Series Methods											
Blank Analyzed: 10/14/09 (Lab Number:9J12050-BLK1, Batch: 9J12050)											
Lead			1.0	NR	mg/kg wet	ND					B
Magnesium			20.0	NR	mg/kg wet	ND					
Manganese			0.2	NR	mg/kg wet	ND					B
Nickel			5.00	NR	mg/kg wet	ND					B
Potassium			30.0	NR	mg/kg wet	ND					
Selenium			4.0	NR	mg/kg wet	ND					
Silver			0.500	NR	mg/kg wet	ND					
Sodium			140	NR	mg/kg wet	ND					
Thallium			6.0	NR	mg/kg wet	ND					
Vanadium			0.500	NR	mg/kg wet	ND					
Zinc			2.0	NR	mg/kg wet	ND					B
Matrix Spike Analyzed: 10/14/09 (Lab Number:9J12050-MS1, Batch: 9J12050)											
QC Source Sample: RSJ0652-02											
Aluminum	562	2630	13.2	NR	mg/kg dry	3230	101	75-125			
Antimony	ND	52.6	19.7	NR	mg/kg dry	44.5	85	75-125			
Arsenic	3.16	52.6	2.6	NR	mg/kg dry	54.0	97	75-125			
Barium	24.2	52.6	0.658	NR	mg/kg dry	73.2	93	75-125			
Beryllium	0.0686	52.6	0.263	NR	mg/kg dry	51.9	99	75-125			
Cadmium	0.474	52.6	0.263	NR	mg/kg dry	51.4	97	75-125			
Calcium	12400	2630	65.8	NR	mg/kg dry	37500	954	75-125			MHA
Chromium	52.2	52.6	0.658	NR	mg/kg dry	111	112	75-125			
Cobalt	3.39	52.6	0.658	NR	mg/kg dry	54.8	98	75-125			
Copper	91.5	52.6	1.3	NR	mg/kg dry	129	72	75-125			M1
Iron	21700	2630	13.2	NR	mg/kg dry	18100	-135	75-125			MHA
Lead	49.9	52.6	1.3	NR	mg/kg dry	90.0	76	75-125			
Magnesium	7390	2630	26.3	NR	mg/kg dry	21800	547	75-125			
Manganese	498	52.6	0.3	NR	mg/kg dry	802	578	75-125			MHA
Nickel	54.3	52.6	6.58	NR	mg/kg dry	110	105	75-125			
Potassium	97.5	2630	39.5	NR	mg/kg dry	2970	109	75-125			
Selenium	ND	52.6	5.3	NR	mg/kg dry	52.6	100	75-125			
Silver	0.153	13.2	0.658	NR	mg/kg dry	12.9	97	75-125			
Sodium	ND	2630	184	NR	mg/kg dry	2600	99	75-125			
Thallium	ND	52.6	7.9	NR	mg/kg dry	47.8	91	75-125			
Vanadium	3.55	52.6	0.658	NR	mg/kg dry	56.2	100	75-125			
Zinc	108	52.6	2.6	NR	mg/kg dry	167	113	75-125			
Matrix Spike Dup Analyzed: 10/14/09 (Lab Number:9J12050-MSD1, Batch: 9J12050)											
QC Source Sample: RSJ0652-02											

Benchmark Environmental & Engineering Science
2558 Hamburg Turnpike, Suite 300
Lackawanna, NY 14218

SDG Number: RSJ0652

Project: Benchmark - Globe site
Project Number: TURN

Received: 10/09/09
Reported: 10/28/09 15:41

LABORATORY QC DATA

Analyte	Source Result	Spike Level	RL	MDL	Units	Result	% REC	% REC Limits	% RPD	RPD Limit	Data Qualifiers
Total Metals by SW 846 Series Methods											
Matrix Spike Dup Analyzed: 10/14/09 (Lab Number:9J12050-MSD1, Batch: 9J12050)											
QC Source Sample: RSJ0652-02											
Aluminum	562	2700	13.5	NR	mg/kg dry	3330	102	75-125	3	20	
Antimony	ND	54.1	20.3	NR	mg/kg dry	43.3	80	75-125	3	20	
Arsenic	3.16	54.1	2.7	NR	mg/kg dry	55.1	96	75-125	2	20	
Barium	24.2	54.1	0.676	NR	mg/kg dry	74.4	93	75-125	2	20	
Beryllium	0.0686	54.1	0.270	NR	mg/kg dry	53.4	99	75-125	3	20	
Cadmium	0.474	54.1	0.270	NR	mg/kg dry	53.4	98	75-125	4	20	
Calcium	12400	2700	67.6	NR	mg/kg dry	12100	-11	75-125	102	20	MHA,R3
Chromium	52.2	54.1	0.676	NR	mg/kg dry	122	129	75-125	9	20	M1
Cobalt	3.39	54.1	0.676	NR	mg/kg dry	56.7	99	75-125	3	20	
Copper	91.5	54.1	1.4	NR	mg/kg dry	110	35	75-125	16	20	M1
Iron	21700	2700	13.5	NR	mg/kg dry	16700	-185	75-125	8	20	MHA
Lead	49.9	54.1	1.4	NR	mg/kg dry	90.0	74	75-125	0.01	20	M1
Magnesium	7390	2700	27.0	NR	mg/kg dry	8220	31	75-125	90	20	
Manganese	498	54.1	0.3	NR	mg/kg dry	510	23	75-125	44	20	MHA,R3
Nickel	54.3	54.1	6.76	NR	mg/kg dry	125	130	75-125	13	20	M1
Potassium	97.5	2700	40.6	NR	mg/kg dry	3040	109	75-125	2	20	
Selenium	ND	54.1	5.4	NR	mg/kg dry	55.0	102	75-125	5	20	
Silver	0.153	13.5	0.676	NR	mg/kg dry	13.3	97	75-125	3	20	
Sodium	ND	2700	189	NR	mg/kg dry	2680	99	75-125	3	20	
Thallium	ND	54.1	8.1	NR	mg/kg dry	49.9	92	75-125	4	20	
Vanadium	3.55	54.1	0.676	NR	mg/kg dry	57.7	100	75-125	3	20	
Zinc	108	54.1	2.7	NR	mg/kg dry	172	119	75-125	3	20	
Reference Analyzed: 10/14/09 (Lab Number:9J12050-SRM1, Batch: 9J12050)											
Aluminum		11000	10.0	NR	mg/kg wet	4780	43	55.7-143.6			
Antimony		81.5	15.0	NR	mg/kg wet	85.1	104	0-203.7			
Arsenic		158	2.0	NR	mg/kg wet	145	92	81.6-118.4			
Barium		348	0.500	NR	mg/kg wet	296	85	80.7-119.3			
Beryllium		106	0.200	NR	mg/kg wet	99.0	93	81.6-118.9			
Cadmium		187	0.200	NR	mg/kg wet	171	92	82.4-117.6			
Calcium		9650	50.0	NR	mg/kg wet	8930	93	80.8-119.2			
Chromium		89.5	0.500	NR	mg/kg wet	75.0	84	78.8-120.7			
Cobalt		277	0.500	NR	mg/kg wet	262	95	80.9-119.1			

Benchmark Environmental & Engineering Science
2558 Hamburg Turnpike, Suite 300
Lackawanna, NY 14218

SDG Number: RSJ0652

Project: Benchmark - Globe site
Project Number: TURN

Received: 10/09/09
Reported: 10/28/09 15:41

LABORATORY QC DATA

Analyte	Source Result	Spike Level	RL	MDL	Units	Result	% REC	% REC Limits	% RPD	RPD Limit	Data Qualifiers
Total Metals by SW 846 Series Methods											
Reference Analyzed: 10/14/09 (Lab Number:9J12050-SRM1, Batch: 9J12050)											
Copper		129	1.0	NR	mg/kg wet	117	91	83.7-117.1			
Iron		18600	10.0	NR	mg/kg wet	9810	53	50.4-148.9			
Lead		172	1.0	NR	mg/kg wet	158	92	79.1-120.3			
Magnesium		5030	20.0	NR	mg/kg wet	3610	72	78.7-121.3			
Manganese		633	0.2	NR	mg/kg wet	556	88	81.8-118			
Nickel		99.0	5.00	NR	mg/kg wet	91.3	92	81.2-119.2			
Potassium		4010	30.0	NR	mg/kg wet	2630	66	73.6-126.4			
Selenium		148	4.0	NR	mg/kg wet	148	100	78.4-120.9			
Silver		66.0	0.500	NR	mg/kg wet	61.4	93	66.2-133.6			
Sodium		883	140	NR	mg/kg wet	788	89	73.7-125.7			
Thallium		268	6.0	NR	mg/kg wet	248	93	77.6-122.4			
Vanadium		194	0.500	NR	mg/kg wet	173	89	79.4-120.1			
Zinc		394	2.0	NR	mg/kg wet	334	85	80.5-119.3			
Total Metals by SW 846 Series Methods											
Blank Analyzed: 10/15/09 (Lab Number:9J12051-BLK1, Batch: 9J12051)											
Aluminum			10.0	NR	mg/kg wet	ND					
Antimony			15.0	NR	mg/kg wet	ND					
Arsenic			2.0	NR	mg/kg wet	ND					
Barium			0.500	NR	mg/kg wet	ND					
Beryllium			0.200	NR	mg/kg wet	ND					
Cadmium			0.200	NR	mg/kg wet	ND					
Calcium			50.0	NR	mg/kg wet	ND					B
Chromium			0.500	NR	mg/kg wet	ND					
Cobalt			0.500	NR	mg/kg wet	ND					
Copper			1.0	NR	mg/kg wet	ND					
Iron			10.0	NR	mg/kg wet	ND					
Lead			1.0	NR	mg/kg wet	ND					
Magnesium			20.0	NR	mg/kg wet	ND					
Manganese			0.2	NR	mg/kg wet	ND					B

Benchmark Environmental & Engineering Science
2558 Hamburg Turnpike, Suite 300
Lackawanna, NY 14218

SDG Number: RSJ0652

Project: Benchmark - Globe site
Project Number: TURN

Received: 10/09/09
Reported: 10/28/09 15:41

LABORATORY QC DATA

Analyte	Source Result	Spike Level	RL	MDL	Units	Result	% REC	% REC Limits	% RPD	RPD Limit	Data Qualifiers
Total Metals by SW 846 Series Methods											
Blank Analyzed: 10/15/09 (Lab Number:9J12051-BLK1, Batch: 9J12051)											
Nickel			5.00	NR	mg/kg wet	ND					
Potassium			30.0	NR	mg/kg wet	ND					
Selenium			4.0	NR	mg/kg wet	ND					
Silver			0.500	NR	mg/kg wet	ND					
Sodium			140	NR	mg/kg wet	ND					
Thallium			6.0	NR	mg/kg wet	ND					
Vanadium			0.500	NR	mg/kg wet	ND					
Zinc			2.0	NR	mg/kg wet	ND					B
Matrix Spike Analyzed: 10/15/09 (Lab Number:9J12051-MS1, Batch: 9J12051)											
QC Source Sample: RSJ0655-03											
Aluminum	3510	2710	13.5	NR	mg/kg dry	4360	32	75-125			M1
Antimony	ND	54.2	20.3	NR	mg/kg dry	33.6	62	75-125			M1
Arsenic	5.36	54.2	2.7	NR	mg/kg dry	55.8	93	75-125			
Barium	59.0	54.2	0.677	NR	mg/kg dry	96.9	70	75-125			M1
Beryllium	0.220	54.2	0.271	NR	mg/kg dry	51.1	94	75-125			
Cadmium	0.518	54.2	0.271	NR	mg/kg dry	52.3	96	75-125			
Calcium	18300	2710	67.7	NR	mg/kg dry	12900	-199	75-125			MHA
Cobalt	118	54.2	0.677	NR	mg/kg dry	175	104	75-125			
Copper	170	54.2	1.4	NR	mg/kg dry	247	141	75-125			M1
Lead	51.7	54.2	1.4	NR	mg/kg dry	106	100	75-125			
Magnesium	5740	2710	27.1	NR	mg/kg dry	5960	8	75-125			M1
Manganese	1060	54.2	0.3	NR	mg/kg dry	797	-484	75-125			M1
Potassium	436	2710	40.6	NR	mg/kg dry	3150	100	75-125			
Selenium	2.50	54.2	5.4	NR	mg/kg dry	50.3	88	75-125			
Silver	0.400	13.5	0.677	NR	mg/kg dry	13.3	95	75-125			
Sodium	68.9	2710	190	NR	mg/kg dry	2650	95	75-125			
Thallium	5.91	54.2	8.1	NR	mg/kg dry	55.6	92	75-125			
Vanadium	107	54.2	0.677	NR	mg/kg dry	135	52	75-125			M1
Zinc	164	54.2	2.7	NR	mg/kg dry	186	40	75-125			M1
Matrix Spike Analyzed: 10/20/09 (Lab Number:9J12051-MS3, Batch: 9J12051)											
QC Source Sample: RSJ0655-03											
Chromium	29600	54.2	33.9	NR	mg/kg dry	48000	34000	75-125			D08,MHA
Iron	228000	2710	677	NR	mg/kg dry	302000	2720	75-125			D08,MHA
Nickel	9680	54.2	339	NR	mg/kg dry	21300	21400	75-125			MHA,D08
Matrix Spike Dup Analyzed: 10/15/09 (Lab Number:9J12051-MSD1, Batch: 9J12051)											
QC Source Sample: RSJ0655-03											
Aluminum	3510	2360	11.8	NR	mg/kg dry	4190	29	75-125	4	20	M1

Benchmark Environmental & Engineering Science
2558 Hamburg Turnpike, Suite 300
Lackawanna, NY 14218

SDG Number: RSJ0652

Project: Benchmark - Globe site
Project Number: TURN

Received: 10/09/09
Reported: 10/28/09 15:41

LABORATORY QC DATA

Analyte	Source Result	Spike Level	RL	MDL	Units	Result	% REC	% REC Limits	% RPD	RPD Limit	Data Qualifiers
Total Metals by SW 846 Series Methods											
Matrix Spike Dup Analyzed: 10/15/09 (Lab Number:9J12051-MSD1, Batch: 9J12051)											
QC Source Sample: RSJ0655-03											
Antimony	ND	47.2	17.7	NR	mg/kg dry	14.2	30	75-125	81	20	M1,R3
Arsenic	5.36	47.2	2.4	NR	mg/kg dry	51.3	97	75-125	9	20	
Barium	59.0	47.2	0.590	NR	mg/kg dry	90.3	66	75-125	7	20	M1
Beryllium	0.220	47.2	0.236	NR	mg/kg dry	43.7	92	75-125	16	20	
Cadmium	0.518	47.2	0.236	NR	mg/kg dry	44.3	93	75-125	17	20	
Calcium	18300	2360	59.0	NR	mg/kg dry	12300	-254	75-125	5	20	MHA
Cobalt	118	47.2	0.590	NR	mg/kg dry	243	264	75-125	33	20	M1,R3
Copper	170	47.2	1.2	NR	mg/kg dry	297	268	75-125	19	20	M1
Lead	51.7	47.2	1.2	NR	mg/kg dry	89.2	79	75-125	17	20	
Magnesium	5740	2360	23.6	NR	mg/kg dry	5860	5	75-125	2	20	M1
Manganese	1060	47.2	0.2	NR	mg/kg dry	1150	185	75-125	36	20	M1,R3
Potassium	436	2360	35.4	NR	mg/kg dry	2780	99	75-125	12	20	
Selenium	2.50	47.2	4.7	NR	mg/kg dry	40.0	79	75-125	23	20	M1
Silver	0.400	11.8	0.590	NR	mg/kg dry	11.9	97	75-125	11	20	
Sodium	68.9	2360	165	NR	mg/kg dry	2310	95	75-125	14	20	
Thallium	5.91	47.2	7.1	NR	mg/kg dry	52.8	99	75-125	5	20	
Vanadium	107	47.2	0.590	NR	mg/kg dry	180	155	75-125	29	20	M1,R3
Zinc	164	47.2	2.4	NR	mg/kg dry	170	12	75-125	9	20	M1
Matrix Spike Dup Analyzed: 10/20/09 (Lab Number:9J12051-MSD3, Batch: 9J12051)											
QC Source Sample: RSJ0655-03											
Chromium	29600	47.2	29.5	NR	mg/kg dry	40700	23400	75-125	17	20	D08,MHA
Iron	228000	2360	590	NR	mg/kg dry	275000	2000	75-125	9	20	D08,MHA
Nickel	9680	47.2	295	NR	mg/kg dry	15600	12500	75-125	31	20	D08,MHA, R3
Reference Analyzed: 10/15/09 (Lab Number:9J12051-SRM1, Batch: 9J12051)											
Aluminum		11000	10.0	NR	mg/kg wet	8990	82	55.7-143.6			
Antimony		81.6	15.0	NR	mg/kg wet	42.6	52	0-203.7			
Arsenic		158	2.0	NR	mg/kg wet	145	92	81.6-118.4			
Barium		348	0.501	NR	mg/kg wet	318	91	80.7-119.3			
Beryllium		106	0.200	NR	mg/kg wet	96.3	91	81.6-118.9			
Cadmium		187	0.200	NR	mg/kg wet	173	92	82.4-117.6			
Calcium		9660	50.1	NR	mg/kg wet	8990	93	80.8-119.2			

Benchmark Environmental & Engineering Science
2558 Hamburg Turnpike, Suite 300
Lackawanna, NY 14218

SDG Number: RSJ0652

Project: Benchmark - Globe site
Project Number: TURN

Received: 10/09/09
Reported: 10/28/09 15:41

LABORATORY QC DATA

Analyte	Source Result	Spike Level	RL	MDL	Units	Result	% REC	% REC Limits	% RPD	RPD Limit	Data Qualifiers
Total Metals by SW 846 Series Methods											
Reference Analyzed: 10/15/09 (Lab Number:9J12051-SRM1, Batch: 9J12051)											
Chromium		89.6	0.501	NR	mg/kg wet	82.5	92	78.8-120.7			
Cobalt		277	0.501	NR	mg/kg wet	267	96	80.9-119.1			
Copper		129	1.0	NR	mg/kg wet	121	94	83.7-117.1			
Iron		18600	10.0	NR	mg/kg wet	14800	80	50.4-148.9			
Lead		172	1.0	NR	mg/kg wet	164	95	79.1-120.3			
Magnesium		5040	20.0	NR	mg/kg wet	4660	93	78.7-121.3			
Manganese		634	0.2	NR	mg/kg wet	588	93	81.8-118			
Nickel		99.1	5.01	NR	mg/kg wet	94.0	95	81.2-119.2			
Potassium		4010	30.0	NR	mg/kg wet	3770	94	73.6-126.4			
Selenium		148	4.0	NR	mg/kg wet	137	93	78.4-120.9			
Silver		66.1	0.501	NR	mg/kg wet	62.2	94	66.2-133.6			
Sodium		884	140	NR	mg/kg wet	840	95	73.7-125.7			
Thallium		268	6.0	NR	mg/kg wet	259	96	77.6-122.4			
Vanadium		194	0.501	NR	mg/kg wet	180	92	79.4-120.1			
Zinc		394	2.0	NR	mg/kg wet	363	92	80.5-119.3			
Total Metals by SW 846 Series Methods											
Blank Analyzed: 10/13/09 (Lab Number:9J13025-BLK1, Batch: 9J13025)											
Mercury			0.0197	NR	mg/kg wet	ND					
Reference Analyzed: 10/13/09 (Lab Number:9J13025-SRM1, Batch: 9J13025)											
Mercury		6.87	0.404	NR	mg/kg wet	6.13	89	71.8-128.2			
Total Metals by SW 846 Series Methods											
Blank Analyzed: 10/14/09 (Lab Number:9J13027-BLK1, Batch: 9J13027)											
Mercury			0.0196	NR	mg/kg wet	ND					
Matrix Spike Analyzed: 10/14/09 (Lab Number:9J13027-MS1, Batch: 9J13027)											
QC Source Sample: RSJ0652-02											
Mercury	0.0210	0.447	0.0268	NR	mg/kg dry	0.442	94	75-125			

Benchmark Environmental & Engineering Science
2558 Hamburg Turnpike, Suite 300
Lackawanna, NY 14218

SDG Number: RSJ0652

Project: Benchmark - Globe site
Project Number: TURN

Received: 10/09/09
Reported: 10/28/09 15:41

LABORATORY QC DATA

Analyte	Source Result	Spike Level	RL	MDL	Units	Result	% REC	% REC Limits	% RPD	RPD Limit	Data Qualifiers
Total Metals by SW 846 Series Methods											
Matrix Spike Analyzed: 10/14/09 (Lab Number:9J13027-MS2, Batch: 9J13027)											
QC Source Sample: RSJ0655-03											
Mercury	0.0240	0.405	0.0243	NR	mg/kg dry	0.414	96	75-125			
Matrix Spike Dup Analyzed: 10/14/09 (Lab Number:9J13027-MSD1, Batch: 9J13027)											
QC Source Sample: RSJ0652-02											
Mercury	0.0210	0.441	0.0265	NR	mg/kg dry	0.439	95	75-125	0.7	20	
Matrix Spike Dup Analyzed: 10/14/09 (Lab Number:9J13027-MSD2, Batch: 9J13027)											
QC Source Sample: RSJ0655-03											
Mercury	0.0240	0.416	0.0250	NR	mg/kg dry	0.434	98	75-125	5	20	
Reference Analyzed: 10/14/09 (Lab Number:9J13027-SRM1, Batch: 9J13027)											
Mercury		6.80	0.381	NR	mg/kg wet	6.14	90	71.8-128.2			
Total Metals by SW 846 Series Methods											
Blank Analyzed: 10/16/09 (Lab Number:9J15016-BLK1, Batch: 9J15016)											
Aluminum			10.0	NR	mg/kg wet	ND					B
Magnesium			20.0	NR	mg/kg wet	ND					
Potassium			30.0	NR	mg/kg wet	ND					
Matrix Spike Analyzed: 10/16/09 (Lab Number:9J15016-MS1, Batch: 9J15016)											
QC Source Sample: RSJ0652-02RE1											
Aluminum	1460	2770	13.9	NR	mg/kg dry	3430	71	75-125			M1
Magnesium	20200	2770	27.7	NR	mg/kg dry	10400	-353	75-125			MHA
Potassium	175	2770	41.6	NR	mg/kg dry	2900	98	75-125			
Matrix Spike Dup Analyzed: 10/16/09 (Lab Number:9J15016-MSD1, Batch: 9J15016)											
QC Source Sample: RSJ0652-02RE1											
Aluminum	1460	2820	14.1	NR	mg/kg dry	3700	79	75-125	8	20	
Magnesium	20200	2820	28.2	NR	mg/kg dry	9110	-391	75-125	13	20	MHA
Potassium	175	2820	42.4	NR	mg/kg dry	2950	98	75-125	2	20	
Reference Analyzed: 10/16/09 (Lab Number:9J15016-SRM1, Batch: 9J15016)											
Aluminum		11000	10.0	NR	mg/kg wet	8260	75	55.7-143.6			
Magnesium		5040	20.0	NR	mg/kg wet	4340	86	78.7-121.3			
Potassium		4010	30.0	NR	mg/kg wet	3480	87	73.6-126.4			

Chain of Custody Record

Temperature on Receipt _____

Drinking Water? Yes ☐ No ☒

TestAmerica
THE LEADER IN ENVIRONMENTAL TESTING

TAL-4124 (1007)

Client	Project Manager	Date	Chain of Custody Number
Benchmark Env	Mike Lesakowski	10/7/09	122140
Address	**Telephone Number (Area Code)/Fax Number**	**Lab Number**	**Page** 2 of 2
2558 Hamburg Turnpike	(716) 856-0635		
City / **State** / **Zip Code**	**Site Contact**	**Lab Contact**	
Lackawanna / NY / 14218	T. Behrendt	B. Fischer	
Project Name and Location (State)	**Carrier/Waybill Number**		
Globe			
Contract/Purchase Order/Quote No			
0170-001-103			

Sample I.D. No. and Description (Containers for each sample may be combined on one line)	Date	Time	Matrix: Air	Aqueous	Sed.	Soil	Containers & Preservatives: Unpres.	H2SO4	HNO3	HCl	NaOH	ZnAc/ NaOH	TAL METALS + Pb	TCL SVOC	Analysis (Attach list if more space is needed)	Special Instructions/ Conditions of Receipt
SS-15	10/7/09	1335				X	X						1	1		
SS-16 (MS/MSD)		1343				X	X						1	1		
SS-17		1355				X	X						1	1		
Blind Dup - 4		1230				X	X						1	1		
SS-18		1410				X	X						1	1		
SS-19		1415				X	X						1	1		
SS-20		1424				X	X						1	1		
SS-21		1438				X	X						1	1		
SS-22	↓	1456				X	X						1	1		

Possible Hazard Identification
☐ Non-Hazard ☐ Flammable ☐ Skin Irritant ☐ Poison B ☒ Unknown

Sample Disposal
☐ Return To Client ☒ Disposal By Lab ☐ Archive For _____ Months (A fee may be assessed if samples are retained longer than 1 month)

Turn Around Time Required
☐ 24 Hours ☐ 48 Hours ☒ 7 Days ☐ 14 Days ☐ 21 Days ☐ Other: _____

QC Requirements (Specify) CAT B

1. Relinquished By	Date	Time	1. Received By	Date	Time
[signature]	10-8-09	8:40	[signature]	10-08-09	11:30
2. Relinquished By	Date	Time	2. Received By	Date	Time
3. Relinquished By	Date	Time	3. Received By	Date	Time

Comments: 4.6°C

DISTRIBUTION: WHITE - Returned to Client with Report, CANARY - Stays with the Sample, PINK - Field Copy

115/2725

Chain of Custody Record

Temperature on Receipt ___

Drinking Water? Yes ☐ No ☐

TestAmerica

THE LEADER IN ENVIRONMENTAL TESTING

TAL-4124 (1007)

Client: Benchmark	Project Manager: [illegible]	Date: 10-8-09	Chain of Custody Number: 133656
Address: 2550 Hamburg Turnpike	Telephone Number (Area Code)/Fax Number: 716 [illegible]	Lab Number:	Page 1 of 1
City: [illegible] State: NY Zip Code: 14[illegible]	Site Contact: Bruce Greene Lab Contact: Bruce [illegible]		
Project Name and Location (State): 3907 Highland Ave Site (Globe)	Carrier/Waybill Number:		
Contract/Purchase Order/Quote No.: 0170-001 [illegible]			

Analysis (Attach list if more space is needed)

Sample I.D. No. and Description (Containers for each sample may be combined on one line)	Date	Time	Matrix: Air	Aqueous	Sed	Soil	Containers & Preservatives: Unpres.	H2SO4	HNO3	HCl	NaOH	ZnAc/NaOH	TCL SVOC	TAL Metals	TAL Metals VOC	Special Instructions/ Conditions of Receipt
TP-10 (0-2')	10-5-09	1011				X	3						X	X	X	3 day [illegible]
TP-11 (0-2')		1145				X	2						X	X		
TP-12 (0-2')		1430				X	2						X	X		
TP-13 (0-2') + MS+MSD		1515				X	6						X	X		
TP-15 (0-2')		1600				X	2						X	X		
TP-21 (0-2')		1[illegible]				X	2						X	X		
Blind-5		0[illegible]				X	2						X	X		

Possible Hazard Identification: ☐ Non-Hazard ☐ Flammable ☐ Skin Irritant ☐ Poison B ☒ Unknown

Sample Disposal: ☐ Return To Client ☒ Disposal By Lab ☐ Archive For ___ Months (A fee may be assessed if samples are retained longer than 1 month)

Turn Around Time Required: ☐ 24 Hours ☐ 48 Hours ☒ 7 Days ☐ 14 Days ☐ 21 Days ☐ Other ___

QC Requirements (Specify): Cat B

	Date	Time		Date	Time
1. Relinquished By: Bruce Greene	10-9-09		1. Received By: [illegible]	10-09-09	11:40
2. Relinquished By:			2. Received By:		
3. Relinquished By:			3. Received By:		

Comments: 4.0°C

DISTRIBUTION: WHITE - Returned to Client with Report; CANARY - Stays with the Sample; PINK - Field Copy

1/6/2725

Chain of Custody Record

Temperature on Receipt ___ ___

Drinking Water? Yes ☐ No ☐

TestAmerica
THE LEADER IN ENVIRONMENTAL TESTING

TAL-4124 (1007)

Client: Benchmark	Project Manager: Mike Lesakowski	Date: 10-8-09	Chain of Custody Number: 133656
Address: 2558 Hamburg Turnpike	Telephone Number (Area Code)/Fax Number: 716 225-3314	Lab Number:	Page 1 of 1
City: Buffalo / State: NY / Zip Code: 14218	Site Contact: Brook Greene	Lab Contact: Brian Fisher	Analysis (Attach list if more space is needed)
Project Name and Location (State): 3807 Highland Ave Site (Globe)	Carrier/Waybill Number:		
Contract/Purchase Order/Quote No.: 0170-001-103			

Sample I.D. No. and Description (Containers for each sample may be combined on one line)	Date	Time	Matrix: Air	Aqueous	Sed.	Soil	Containers & Preservatives: Unpres.	H_2SO_4	HNO_3	HCl	NaOH	ZnAc/NaOH	TCL SVOC	TAL Metals	TCL+STARS VOC	Special Instructions/ Conditions of Receipt
TP-10 (6-8')	10-8-09	1011				X	3						X	X	X	3 day Turn on this one
TP-11 (0-2')		1145				X	2						X	X		
TP-12 (0-2')		1430				X	2						X	X		
TP-13 (0-2')+MS+MSD		1515				X	6						X	X		
TP-15 (0-2')		1600				X	2						X	X		
TP-21 (0-2')		1630				X	2						X	X		
Blind-5		0800				X	2						X	X		

Possible Hazard Identification
☐ Non-Hazard ☐ Flammable ☐ Skin Irritant ☐ Poison B ☒ Unknown

Sample Disposal
☐ Return To Client ☒ Disposal By Lab ☐ Archive For ___ Months (A fee may be assessed if samples are retained longer than 1 month)

Turn Around Time Required
☐ 24 Hours ☐ 48 Hours ☒ 7 Days per agreement ☐ 14 Days ☐ 21 Days ☐ Other ___

QC Requirements (Specify): Cat B

	Date	Time		Date	Time
1. Relinquished By: Brook Greene	10-9-09		1. Received By:	10-09-09	11:40
2. Relinquished By	Date	Time	2. Received By	Date	Time
3. Relinquished By	Date	Time	3. Received By	Date	Time

Comments

4.0°C

DISTRIBUTION: WHITE - Returned to Client with Report; CANARY - Stays with the Sample; PINK - Field Copy

1172725

Analytical Report

SDG Number: RSJ0652

Project Description(s)

Work Order RSJ0652 - Benchmark - Globe site
Work Order RSJ0653 - Benchmark - Globe site
Work Order RSJ0655 - Benchmark - Globe site

For:

Mike Lesakowski

Benchmark Environmental & Engineering Science

2558 Hamburg Turnpike, Suite 300

Lackawanna, NY 14218



Brian Fischer

Project Manager

Brian.Fischer@testamericainc.com

Wednesday, October 28, 2009

The test results in this report meet all NELAP requirements for analytes for which accreditation is required or available. Any exception to NELAP requirements are noted in this report. Persuant to NELAP, this report may not be reproduced, except in full, without the written approval of the laboratory. All questions regarding this test report should be directed to the TestAmerica Project manager who has signed this report.

TestAmerica
THE LEADER IN ENVIRONMENTAL TESTING

Benchmark Environmental & Engineering Science
2558 Hamburg Turnpike, Suite 300
Lackawanna, NY 14218

SDG Number: RSJ0652

Project: Benchmark - Globe site
Project Number: TURN

Received: 10/09/09
Reported: 10/28/09 15:41

TestAmerica Buffalo
Current Certifications

As of 1/27/2009

STATE	Program	Cert # / Lab ID
Arkansas	CWA, RCRA, SOIL	88-0686
California*	NELAP CWA, RCRA	01169CA
Connecticut	SDWA, CWA, RCRA, SOIL	PH-0568
Florida*	NELAP CWA, RCRA	E87672
Georgia*	SDWA,NELAP CWA, RCRA	956
Illinois*	NELAP SDWA, CWA, RCRA	200003
Iowa	SW/CS	374
Kansas*	NELAP SDWA, CWA, RCRA	E-10187
Kentucky	SDWA	90029
Kentucky UST	UST	30
Louisiana*	NELAP CWA, RCRA	2031
Maine	SDWA, CWA	NY0044
Maryland	SDWA	294
Massachusetts	SDWA, CWA	M-NY044
Michigan	SDWA	9937
Minnesota	SDWA,CWA, RCRA	036-999-337
New Hampshire*	NELAP SDWA, CWA	233701
New Jersey*	NELAP,SDWA, CWA, RCRA,	NY455
New York*	NELAP, AIR, SDWA, CWA, RCRA,CLP	10026
Oklahoma	CWA, RCRA	9421
Pennsylvania*	NELAP CWA,RCRA	68-00281
Tennessee	SDWA	02970
Texas*	NELAP CWA, RCRA	T104704412-08-TX
USDA	FOREIGN SOIL PERMIT	S-41579
USDOE	Department of Energy	DOECAP-STB
Virginia	SDWA	278
Washington*	NELAP CWA,RCRA	C1677
Wisconsin	CWA, RCRA	998310390
West Virginia	CWA,RCRA	252

*As required under the indicated accreditation, the test results in this report meet all NELAP requirements for parameters for which accre ditation is required or available. Any exceptions to NELAP requirements are noted in this report.

Benchmark Environmental & Engineering Science
2558 Hamburg Turnpike, Suite 300
Lackawanna, NY 14218

SDG Number: RSJ0652

Project: Benchmark - Globe site
Project Number: TURN

Received: 10/09/09
Reported: 10/28/09 15:41

CASE NARRATIVE

According to 40CFR Part 136.3, pH, Chlorine Residual, Dissolved Oxygen, Sulfite, and Temperature analyses are to be performed immediately after aqueous sample collection. When these parameters are not indicated as field (e.g. field-pH), they were not analyzed immediately, but as soon as possible after laboratory receipt.

For the PCB dual column analysis, a Form 1 will be provided for both columns for the Quality Control samples (Blanks, Laboratory Control Samples, Matrix Spikes and Duplicates). The primary column for this analysis is the A column.

There are pertinent documents appended to this report, 3 pages, are included and are an integral part of this report.

Reproduction of this analytical report is permitted only in its entirety. This report shall not be reproduced except in full without the written approval of the laboratory.

TestAmerica Laboratories, Inc. certifies that the analytical results contained herein apply only to the samples tested as received by our Laboratory.

Benchmark Environmental & Engineering Science
2558 Hamburg Turnpike, Suite 300
Lackawanna, NY 14218

SDG Number: RSJ0652

Project: Benchmark - Globe site
Project Number: TURN

Received: 10/09/09
Reported: 10/28/09 15:41

The requested project specific reporting limits listed below were less than lab standard quantitation limits but greater than or equal to the lab MDL. It must be noted that results reported below lab standard quantitation limits (PQL) may result in false positive/false negative values and less accurate quantitation. Routine laboratory procedures do not indicate corrective action for detections below the laboratory's PQL.

SpecificMethod	Analyte	Units	Client RL	Lab PQL
8270C	4-Methylphenol	ug/kg dry	170	330

Benchmark Environmental & Engineering Science
2558 Hamburg Turnpike, Suite 300
Lackawanna, NY 14218

SDG Number: RSJ0652

Project: Benchmark - Globe site
Project Number: TURN

Received: 10/09/09
Reported: 10/28/09 15:41

DATA QUALIFIERS AND DEFINITIONS

B	Analyte was detected in the associated Method Blank.
D02	Dilution required due to sample matrix effects
D08	Dilution required due to high concentration of target analyte(s)
D10	Dilution required due to sample color
D12	Dilution required due to sample viscosity
J	Analyte detected at a level less than the Reporting Limit (RL) and greater than or equal to the Method Detection Limit (MDL). Concentrations within this range are estimated.
L	Laboratory Control Sample and/or Laboratory Control Sample Duplicate recovery was above the acceptance limits. Analyte not detected, data not impacted.
L1	Laboratory Control Sample and/or Laboratory Control Sample Duplicate recovery was above acceptance limits.
M1	The MS and/or MSD were outside the acceptance limits due to sample matrix interference. See Blank Spike (LCS).
M7	The MS and/or MSD were above the acceptance limits. See Blank Spike (LCS).
M8	The MS and/or MSD were below the acceptance limits. See Blank Spike (LCS).
MHA	Due to high levels of analyte in the sample, the MS/MSD calculation does not provide useful spike recovery information. See Blank Spike (LCS).
R2	The RPD exceeded the acceptance limit.
R3	The RPD exceeded the acceptance limit due to sample matrix effects.
Z6	Surrogate recovery was below acceptance limits.
NR	Any inclusion of NR indicates that the project specific requirements do not require reporting estimated values below the laboratory reporting limit.

ADDITIONAL COMMENTS

Results are reported on a wet weight basis unless otherwise noted.

Benchmark Environmental & Engineering Science
2558 Hamburg Turnpike, Suite 300
Lackawanna, NY 14218

SDG Number: RSJ0652

Project: Benchmark - Globe site
Project Number: TURN

Received: 10/09/09
Reported: 10/28/09 15:41

Executive Summary - Detections

Analyte	Sample Result	Data Qualifiers	RL	MDL	Units	Dil Fac	Date Analyzed	Lab Tech	Batch	Method
Client ID: BLIND DUP-4 (RSJ0652-06 - Solid)					**Sampled: 10/07/09 12:30**		**Recvd: 10/09/09 11:30**			
Semivolatile Organics by GC/MS										
2-Methylnaphthalene	**390**	D12,J	3900	47	ug/kg dry	20.0	10/15/09 14:10	MKP	9J12076	8270C
Benzo(a)anthracene	**390**	D12,J	3900	66	ug/kg dry	20.0	10/15/09 14:10	MKP	9J12076	8270C
Benzo(b)fluoranthene	**530**	D12,J	3900	75	ug/kg dry	20.0	10/15/09 14:10	MKP	9J12076	8270C
Benzo(ghi)perylene	**230**	D12,J	3900	46	ug/kg dry	20.0	10/15/09 14:10	MKP	9J12076	8270C
Benzo(k)fluoranthene	**240**	D12,J	3900	42	ug/kg dry	20.0	10/15/09 14:10	MKP	9J12076	8270C
Chrysene	**510**	D12,J	3900	38	ug/kg dry	20.0	10/15/09 14:10	MKP	9J12076	8270C
Fluoranthene	**580**	D12,J	3900	56	ug/kg dry	20.0	10/15/09 14:10	MKP	9J12076	8270C
Phenanthrene	**430**	D12,J	3900	81	ug/kg dry	20.0	10/15/09 14:10	MKP	9J12076	8270C
Pyrene	**470**	D12,J	3900	25	ug/kg dry	20.0	10/15/09 14:10	MKP	9J12076	8270C
Total Metals by SW 846 Series Methods										
Arsenic	**4.6**		2.4	NR	mg/kg dry	1.00	10/14/09 07:17	LMH	9J12050	6010B
Barium	**40.6**		0.596	NR	mg/kg dry	1.00	10/14/09 07:17	LMH	9J12050	6010B
Cadmium	**1.07**		0.238	NR	mg/kg dry	1.00	10/14/09 07:17	LMH	9J12050	6010B
Calcium	**46400**		59.6	NR	mg/kg dry	1.00	10/14/09 07:17	LMH	9J12050	6010B
Chromium	**130**		0.596	NR	mg/kg dry	1.00	10/14/09 07:17	LMH	9J12050	6010B
Cobalt	**5.37**		0.596	NR	mg/kg dry	1.00	10/14/09 07:17	LMH	9J12050	6010B
Copper	**56.6**		1.2	NR	mg/kg dry	1.00	10/14/09 07:17	LMH	9J12050	6010B
Iron	**14300**		11.9	NR	mg/kg dry	1.00	10/14/09 07:17	LMH	9J12050	6010B
Lead	**87.2**		1.2	NR	mg/kg dry	1.00	10/14/09 07:17	LMH	9J12050	6010B
Manganese	**434**		0.2	NR	mg/kg dry	1.00	10/14/09 07:17	LMH	9J12050	6010B
Nickel	**76.8**		5.96	NR	mg/kg dry	1.00	10/14/09 07:17	LMH	9J12050	6010B
Vanadium	**14.4**		0.596	NR	mg/kg dry	1.00	10/14/09 07:17	LMH	9J12050	6010B
Zinc	**623**		2.4	NR	mg/kg dry	1.00	10/14/09 07:17	LMH	9J12050	6010B
Mercury	**0.0217**		0.0215	NR	mg/kg dry	1.00	10/14/09 19:57	MXM	9J13027	7471A
General Chemistry Parameters										
Percent Solids	**85**		0.010	NR	%	1.00	10/12/09 16:44	JR	9J12049	Dry Weight
Client ID: BLIND DUP-4 (RSJ0652-06RE1 - Solid)					**Sampled: 10/07/09 12:30**		**Recvd: 10/09/09 11:30**			
Total Metals by SW 846 Series Methods										
Aluminum	**2790**		12.3	NR	mg/kg dry	1.00	10/16/09 05:54	DAN	9J15016	6010B
Magnesium	**26000**		24.6	NR	mg/kg dry	1.00	10/16/09 05:54	DAN	9J15016	6010B
Potassium	**620**		36.9	NR	mg/kg dry	1.00	10/16/09 05:54	DAN	9J15016	6010B
Client ID: BLIND-5 (RSJ0655-08 - Solid)					**Sampled: 10/08/09 08:00**		**Recvd: 10/09/09 11:40**			
Total Metals by SW 846 Series Methods										
Aluminum	**21000**		13.4	NR	mg/kg dry	1.00	10/15/09 13:34	DAN	9J12051	6010B
Arsenic	**6.3**		2.7	NR	mg/kg dry	1.00	10/15/09 13:34	DAN	9J12051	6010B
Barium	**172**		0.669	NR	mg/kg dry	1.00	10/15/09 13:34	DAN	9J12051	6010B
Beryllium	**0.637**		0.268	NR	mg/kg dry	1.00	10/15/09 13:34	DAN	9J12051	6010B
Cadmium	**0.405**		0.268	NR	mg/kg dry	1.00	10/15/09 13:34	DAN	9J12051	6010B
Calcium	**14800**		66.9	NR	mg/kg dry	1.00	10/15/09 13:34	DAN	9J12051	6010B
Chromium	**583**		0.669	NR	mg/kg dry	1.00	10/15/09 13:34	DAN	9J12051	6010B
Cobalt	**17.8**		0.669	NR	mg/kg dry	1.00	10/15/09 13:34	DAN	9J12051	6010B

Benchmark Environmental & Engineering Science
2558 Hamburg Turnpike, Suite 300
Lackawanna, NY 14218

SDG Number: RSJ0652

Project: Benchmark - Globe site
Project Number: TURN

Received: 10/09/09
Reported: 10/28/09 15:41

Executive Summary - Detections

Analyte	Sample Result	Data Qualifiers	RL	MDL	Units	Dil Fac	Date Analyzed	Lab Tech	Batch	Method
Client ID: BLIND-5 (RSJ0655-08 - Solid) - cont.					**Sampled: 10/08/09 08:00**		**Recvd: 10/09/09 11:40**			
Total Metals by SW 846 Series Methods - cont.										
Copper	**141**		1.3	NR	mg/kg dry	1.00	10/15/09 13:34	DAN	9J12051	6010B
Iron	**15400**		13.4	NR	mg/kg dry	1.00	10/15/09 13:34	DAN	9J12051	6010B
Lead	**40.1**		1.3	NR	mg/kg dry	1.00	10/15/09 13:34	DAN	9J12051	6010B
Magnesium	**48300**		26.8	NR	mg/kg dry	1.00	10/15/09 13:34	DAN	9J12051	6010B
Manganese	**2630**		0.3	NR	mg/kg dry	1.00	10/15/09 13:34	DAN	9J12051	6010B
Nickel	**679**		6.69	NR	mg/kg dry	1.00	10/15/09 13:34	DAN	9J12051	6010B
Potassium	**841**		40.1	NR	mg/kg dry	1.00	10/15/09 13:34	DAN	9J12051	6010B
Sodium	**215**		187	NR	mg/kg dry	1.00	10/15/09 13:34	DAN	9J12051	6010B
Vanadium	**25.1**		0.669	NR	mg/kg dry	1.00	10/15/09 13:34	DAN	9J12051	6010B
Zinc	**174**		2.7	NR	mg/kg dry	1.00	10/15/09 13:34	DAN	9J12051	6010B
General Chemistry Parameters										
Percent Solids	**74**		0.010	NR	%	1.00	10/12/09 17:08	JR	9J12049	Dry Weight
Client ID: BLIND-5 (RSJ0655-08RE1 - Solid)					**Sampled: 10/08/09 08:00**		**Recvd: 10/09/09 11:40**			
Semivolatile Organics by GC/MS										
Anthracene	**220**	D10,J	1100	28	ug/kg dry	5.00	10/22/09 20:53	MKP	9J21042	8270C
Benzo(a)anthracene	**250**	D10,J	1100	19	ug/kg dry	5.00	10/22/09 20:53	MKP	9J21042	8270C
Benzo(a)pyrene	**320**	D10,J	1100	27	ug/kg dry	5.00	10/22/09 20:53	MKP	9J21042	8270C
Benzo(b)fluoranthene	**380**	D10,J	1100	22	ug/kg dry	5.00	10/22/09 20:53	MKP	9J21042	8270C
Benzo(ghi)perylene	**210**	D10,J	1100	13	ug/kg dry	5.00	10/22/09 20:53	MKP	9J21042	8270C
Benzo(k)fluoranthene	**120**	D10,J	1100	12	ug/kg dry	5.00	10/22/09 20:53	MKP	9J21042	8270C
Chrysene	**290**	D10,J	1100	11	ug/kg dry	5.00	10/22/09 20:53	MKP	9J21042	8270C
Fluoranthene	**420**	D10,J	1100	16	ug/kg dry	5.00	10/22/09 20:53	MKP	9J21042	8270C
Indeno(1,2,3-cd)pyrene	**180**	D10,J	1100	31	ug/kg dry	5.00	10/22/09 20:53	MKP	9J21042	8270C
Phenanthrene	**230**	D10,J	1100	23	ug/kg dry	5.00	10/22/09 20:53	MKP	9J21042	8270C
Pyrene	**350**	D10,J	1100	7.2	ug/kg dry	5.00	10/22/09 20:53	MKP	9J21042	8270C
Client ID: SS-15 (RSJ0652-01 - Solid)					**Sampled: 10/07/09 13:35**		**Recvd: 10/09/09 11:30**			
Semivolatile Organics by GC/MS										
2-Methylnaphthalene	**780**	D10,J	9700	120	ug/kg dry	40.0	10/14/09 15:41	JLG	9J12076	8270C
Acenaphthene	**660**	D10,J	9700	110	ug/kg dry	40.0	10/14/09 15:41	JLG	9J12076	8270C
Benzo(a)anthracene	**1500**	D10,J	9700	170	ug/kg dry	40.0	10/14/09 15:41	JLG	9J12076	8270C
Benzo(b)fluoranthene	**1800**	D10,J	9700	190	ug/kg dry	40.0	10/14/09 15:41	JLG	9J12076	8270C
Benzo(k)fluoranthene	**630**	D10,J	9700	110	ug/kg dry	40.0	10/14/09 15:41	JLG	9J12076	8270C
Chrysene	**2000**	D10,J	9700	96	ug/kg dry	40.0	10/14/09 15:41	JLG	9J12076	8270C
Dibenzofuran	**720**	D10,J	9700	100	ug/kg dry	40.0	10/14/09 15:41	JLG	9J12076	8270C
Fluoranthene	**3800**	D10,J	9700	140	ug/kg dry	40.0	10/14/09 15:41	JLG	9J12076	8270C
Phenanthrene	**3500**	D10,J	9700	200	ug/kg dry	40.0	10/14/09 15:41	JLG	9J12076	8270C
Pyrene	**2600**	D10,J	9700	62	ug/kg dry	40.0	10/14/09 15:41	JLG	9J12076	8270C
Polychlorinated Biphenyls by EPA Method 8082										
Aroclor 1248	**120**		23	4.6	ug/kg dry	1.00	10/13/09 08:14	JxM	9J10009	8082
Total Metals by SW 846 Series Methods										
Arsenic	**7.1**		2.9	NR	mg/kg dry	1.00	10/14/09 06:43	LMH	9J12050	6010B
Barium	**65.9**		0.725	NR	mg/kg dry	1.00	10/14/09 06:43	LMH	9J12050	6010B

Benchmark Environmental & Engineering Science
2558 Hamburg Turnpike, Suite 300
Lackawanna, NY 14218

SDG Number: RSJ0652

Project: Benchmark - Globe site
Project Number: TURN

Received: 10/09/09
Reported: 10/28/09 15:41

Executive Summary - Detections

Analyte	Sample Result	Data Qualifiers	RL	MDL	Units	Dil Fac	Date Analyzed	Lab Tech	Batch	Method
Client ID: SS-15 (RSJ0652-01 - Solid) - cont.					**Sampled: 10/07/09 13:35**		**Recvd: 10/09/09 11:30**			
Total Metals by SW 846 Series Methods - cont.										
Cadmium	**4.95**		0.290	NR	mg/kg dry	1.00	10/14/09 06:43	LMH	9J12050	6010B
Calcium	**58300**		72.5	NR	mg/kg dry	1.00	10/14/09 06:43	LMH	9J12050	6010B
Chromium	**237**		0.725	NR	mg/kg dry	1.00	10/14/09 06:43	LMH	9J12050	6010B
Cobalt	**5.95**		0.725	NR	mg/kg dry	1.00	10/14/09 06:43	LMH	9J12050	6010B
Copper	**140**		1.5	NR	mg/kg dry	1.00	10/14/09 06:43	LMH	9J12050	6010B
Iron	**41100**		14.5	NR	mg/kg dry	1.00	10/14/09 06:43	LMH	9J12050	6010B
Lead	**75.7**		1.5	NR	mg/kg dry	1.00	10/14/09 06:43	LMH	9J12050	6010B
Manganese	**966**		0.3	NR	mg/kg dry	1.00	10/14/09 06:43	LMH	9J12050	6010B
Nickel	**171**		7.25	NR	mg/kg dry	1.00	10/14/09 06:43	LMH	9J12050	6010B
Sodium	**265**		203	NR	mg/kg dry	1.00	10/14/09 06:43	LMH	9J12050	6010B
Vanadium	**7.54**		0.725	NR	mg/kg dry	1.00	10/14/09 06:43	LMH	9J12050	6010B
Zinc	**3500**	D08	14.5	NR	mg/kg dry	5.00	10/14/09 16:41	LMH	9J12050	6010B
Mercury	**0.0399**		0.0279	NR	mg/kg dry	1.00	10/14/09 19:47	MXM	9J13027	7471A
General Chemistry Parameters										
Percent Solids	**70**		0.010	NR	%	1.00	10/12/09 16:38	JR	9J12049	Dry Weight
Client ID: SS-15 (RSJ0652-01RE1 - Solid)					**Sampled: 10/07/09 13:35**		**Recvd: 10/09/09 11:30**			
Total Metals by SW 846 Series Methods										
Aluminum	**2290**		13.9	NR	mg/kg dry	1.00	10/16/09 05:06	DAN	9J15016	6010B
Magnesium	**36300**		27.8	NR	mg/kg dry	1.00	10/16/09 05:06	DAN	9J15016	6010B
Potassium	**670**		41.7	NR	mg/kg dry	1.00	10/16/09 05:06	DAN	9J15016	6010B
Client ID: SS-16 (RSJ0652-02 - Solid)					**Sampled: 10/07/09 13:43**		**Recvd: 10/09/09 11:30**			
Semivolatile Organics by GC/MS										
Benzo(a)anthracene	**420**	D10,J	4500	78	ug/kg dry	20.0	10/14/09 16:05	JLG	9J12076	8270C
Benzo(b)fluoranthene	**660**	D10,J	4500	88	ug/kg dry	20.0	10/14/09 16:05	JLG	9J12076	8270C
Chrysene	**440**	D10,J	4500	45	ug/kg dry	20.0	10/14/09 16:05	JLG	9J12076	8270C
Fluoranthene	**590**	D10,J	4500	65	ug/kg dry	20.0	10/14/09 16:05	JLG	9J12076	8270C
Indeno(1,2,3-cd)pyrene	**220**	D10,J	4500	120	ug/kg dry	20.0	10/14/09 16:05	JLG	9J12076	8270C
Pyrene	**500**	D10,J	4500	29	ug/kg dry	20.0	10/14/09 16:05	JLG	9J12076	8270C
Total Metals by SW 846 Series Methods										
Arsenic	**3.2**		2.7	NR	mg/kg dry	1.00	10/14/09 06:47	LMH	9J12050	6010B
Barium	**24.2**		0.672	NR	mg/kg dry	1.00	10/14/09 06:47	LMH	9J12050	6010B
Cadmium	**0.474**		0.269	NR	mg/kg dry	1.00	10/14/09 06:47	LMH	9J12050	6010B
Calcium	**12400**		67.2	NR	mg/kg dry	1.00	10/14/09 06:47	LMH	9J12050	6010B
Chromium	**52.2**		0.672	NR	mg/kg dry	1.00	10/14/09 06:47	LMH	9J12050	6010B
Cobalt	**3.39**		0.672	NR	mg/kg dry	1.00	10/14/09 06:47	LMH	9J12050	6010B
Copper	**91.5**		1.3	NR	mg/kg dry	1.00	10/14/09 06:47	LMH	9J12050	6010B
Iron	**21700**		13.4	NR	mg/kg dry	1.00	10/14/09 06:47	LMH	9J12050	6010B
Lead	**49.9**		1.3	NR	mg/kg dry	1.00	10/14/09 06:47	LMH	9J12050	6010B
Manganese	**498**		0.3	NR	mg/kg dry	1.00	10/14/09 06:47	LMH	9J12050	6010B
Nickel	**54.3**		6.72	NR	mg/kg dry	1.00	10/14/09 06:47	LMH	9J12050	6010B
Vanadium	**3.55**		0.672	NR	mg/kg dry	1.00	10/14/09 06:47	LMH	9J12050	6010B

Benchmark Environmental & Engineering Science
2558 Hamburg Turnpike, Suite 300
Lackawanna, NY 14218

SDG Number: RSJ0652

Project: Benchmark - Globe site
Project Number: TURN

Received: 10/09/09
Reported: 10/28/09 15:41

Executive Summary - Detections

Analyte	Sample Result	Data Qualifiers	RL	MDL	Units	Dil Fac	Date Analyzed	Lab Tech	Batch	Method
Client ID: SS-16 (RSJ0652-02 - Solid) - cont.					**Sampled: 10/07/09 13:43**			**Recvd: 10/09/09 11:30**		
Total Metals by SW 846 Series Methods - cont.										
Zinc	**108**		2.7	NR	mg/kg dry	1.00	10/14/09 06:47	LMH	9J12050	6010B
General Chemistry Parameters										
Percent Solids	**74**		0.010	NR	%	1.00	10/12/09 16:40	JR	9J12049	Dry Weight
Client ID: SS-16 (RSJ0652-02RE1 - Solid)					**Sampled: 10/07/09 13:43**			**Recvd: 10/09/09 11:30**		
Total Metals by SW 846 Series Methods										
Aluminum	**1460**		13.9	NR	mg/kg dry	1.00	10/16/09 05:24	DAN	9J15016	6010B
Magnesium	**20200**		27.7	NR	mg/kg dry	1.00	10/16/09 05:24	DAN	9J15016	6010B
Potassium	**175**		41.6	NR	mg/kg dry	1.00	10/16/09 05:24	DAN	9J15016	6010B
Client ID: SS-17 (RSJ0652-05 - Solid)					**Sampled: 10/07/09 13:55**			**Recvd: 10/09/09 11:30**		
Total Metals by SW 846 Series Methods										
Arsenic	**3.9**		2.3	NR	mg/kg dry	1.00	10/14/09 07:12	LMH	9J12050	6010B
Barium	**123**		0.584	NR	mg/kg dry	1.00	10/14/09 07:12	LMH	9J12050	6010B
Cadmium	**1.22**		0.234	NR	mg/kg dry	1.00	10/14/09 07:12	LMH	9J12050	6010B
Calcium	**71100**	D08	292	NR	mg/kg dry	5.00	10/14/09 16:46	LMH	9J12050	6010B
Chromium	**107**		0.584	NR	mg/kg dry	1.00	10/14/09 07:12	LMH	9J12050	6010B
Cobalt	**4.96**		0.584	NR	mg/kg dry	1.00	10/14/09 07:12	LMH	9J12050	6010B
Copper	**33.0**		1.2	NR	mg/kg dry	1.00	10/14/09 07:12	LMH	9J12050	6010B
Iron	**13800**		11.7	NR	mg/kg dry	1.00	10/14/09 07:12	LMH	9J12050	6010B
Lead	**126**		1.2	NR	mg/kg dry	1.00	10/14/09 07:12	LMH	9J12050	6010B
Manganese	**965**		0.2	NR	mg/kg dry	1.00	10/14/09 07:12	LMH	9J12050	6010B
Nickel	**57.3**		5.84	NR	mg/kg dry	1.00	10/14/09 07:12	LMH	9J12050	6010B
Vanadium	**11.5**		0.584	NR	mg/kg dry	1.00	10/14/09 07:12	LMH	9J12050	6010B
Zinc	**538**		2.3	NR	mg/kg dry	1.00	10/14/09 07:12	LMH	9J12050	6010B
General Chemistry Parameters										
Percent Solids	**85**		0.010	NR	%	1.00	10/12/09 16:42	JR	9J12049	Dry Weight
Client ID: SS-17 (RSJ0652-05RE1 - Solid)					**Sampled: 10/07/09 13:55**			**Recvd: 10/09/09 11:30**		
Total Metals by SW 846 Series Methods										
Aluminum	**1600**		12.3	NR	mg/kg dry	1.00	10/16/09 05:49	DAN	9J15016	6010B
Magnesium	**24900**		24.5	NR	mg/kg dry	1.00	10/16/09 05:49	DAN	9J15016	6010B
Potassium	**477**		36.8	NR	mg/kg dry	1.00	10/16/09 05:49	DAN	9J15016	6010B
Client ID: SS-18 (RSJ0652-07 - Solid)					**Sampled: 10/07/09 14:10**			**Recvd: 10/09/09 11:30**		
Semivolatile Organics by GC/MS										
Benzo(a)anthracene	**160**	D10,J	880	15	ug/kg dry	5.00	10/14/09 17:18	JLG	9J12076	8270C
Benzo(a)pyrene	**190**	D10,J	880	21	ug/kg dry	5.00	10/14/09 17:18	JLG	9J12076	8270C
Benzo(b)fluoranthene	**270**	D10,J	880	17	ug/kg dry	5.00	10/14/09 17:18	JLG	9J12076	8270C
Benzo(ghi)perylene	**150**	D10,J	880	10	ug/kg dry	5.00	10/14/09 17:18	JLG	9J12076	8270C
Benzo(k)fluoranthene	**96**	D10,J	880	9.6	ug/kg dry	5.00	10/14/09 17:18	JLG	9J12076	8270C
Chrysene	**170**	D10,J	880	8.7	ug/kg dry	5.00	10/14/09 17:18	JLG	9J12076	8270C
Fluoranthene	**210**	D10,J	880	13	ug/kg dry	5.00	10/14/09 17:18	JLG	9J12076	8270C

Benchmark Environmental & Engineering Science
2558 Hamburg Turnpike, Suite 300
Lackawanna, NY 14218

SDG Number: RSJ0652

Project: Benchmark - Globe site
Project Number: TURN

Received: 10/09/09
Reported: 10/28/09 15:41

Executive Summary - Detections

Analyte	Sample Result	Data Qualifiers	RL	MDL	Units	Dil Fac	Date Analyzed	Lab Tech	Batch	Method
Client ID: SS-18 (RSJ0652-07 - Solid) - cont.						**Sampled: 10/07/09 14:10**		**Recvd: 10/09/09 11:30**		
Semivolatile Organics by GC/MS - cont.										
Indeno(1,2,3-cd)pyrene	**120**	D10,J	880	24	ug/kg dry	5.00	10/14/09 17:18	JLG	9J12076	8270C
Phenanthrene	**110**	D10,J	880	18	ug/kg dry	5.00	10/14/09 17:18	JLG	9J12076	8270C
Pyrene	**180**	D10,J	880	5.6	ug/kg dry	5.00	10/14/09 17:18	JLG	9J12076	8270C
Total Metals by SW 846 Series Methods										
Barium	**34.2**		0.569	NR	mg/kg dry	1.00	10/14/09 07:22	LMH	9J12050	6010B
Beryllium	**0.540**		0.228	NR	mg/kg dry	1.00	10/14/09 07:22	LMH	9J12050	6010B
Cadmium	**0.347**		0.228	NR	mg/kg dry	1.00	10/14/09 07:22	LMH	9J12050	6010B
Calcium	**4320**		56.9	NR	mg/kg dry	1.00	10/14/09 07:22	LMH	9J12050	6010B
Chromium	**13.9**		0.569	NR	mg/kg dry	1.00	10/14/09 07:22	LMH	9J12050	6010B
Cobalt	**1.09**		0.569	NR	mg/kg dry	1.00	10/14/09 07:22	LMH	9J12050	6010B
Copper	**9.9**		1.1	NR	mg/kg dry	1.00	10/14/09 07:22	LMH	9J12050	6010B
Iron	**1780**		11.4	NR	mg/kg dry	1.00	10/14/09 07:22	LMH	9J12050	6010B
Lead	**6.2**		1.1	NR	mg/kg dry	1.00	10/14/09 07:22	LMH	9J12050	6010B
Manganese	**44.7**		0.2	NR	mg/kg dry	1.00	10/14/09 07:22	LMH	9J12050	6010B
Nickel	**15.8**		5.69	NR	mg/kg dry	1.00	10/14/09 07:22	LMH	9J12050	6010B
Silver	**0.990**		0.569	NR	mg/kg dry	1.00	10/14/09 07:22	LMH	9J12050	6010B
Vanadium	**1.69**		0.569	NR	mg/kg dry	1.00	10/14/09 07:22	LMH	9J12050	6010B
Zinc	**175**		2.3	NR	mg/kg dry	1.00	10/14/09 07:22	LMH	9J12050	6010B
General Chemistry Parameters										
Percent Solids	**94**		0.010	NR	%	1.00	10/12/09 16:46	JR	9J12049	Dry Weight
Client ID: SS-18 (RSJ0652-07RE1 - Solid)						**Sampled: 10/07/09 14:10**		**Recvd: 10/09/09 11:30**		
Total Metals by SW 846 Series Methods										
Aluminum	**2150**		10.6	NR	mg/kg dry	1.00	10/16/09 05:59	DAN	9J15016	6010B
Magnesium	**785**		21.2	NR	mg/kg dry	1.00	10/16/09 05:59	DAN	9J15016	6010B
Potassium	**64.1**		31.7	NR	mg/kg dry	1.00	10/16/09 05:59	DAN	9J15016	6010B
Client ID: SS-19 (RSJ0652-08 - Solid)						**Sampled: 10/07/09 14:15**		**Recvd: 10/09/09 11:30**		
Semivolatile Organics by GC/MS										
2-Methylnaphthalene	**73**	J	340	4.1	ug/kg dry	1.00	10/14/09 17:42	JLG	9J12076	8270C
Phenanthrene	**40**	J	340	7.1	ug/kg dry	1.00	10/14/09 17:42	JLG	9J12076	8270C
Total Metals by SW 846 Series Methods										
Barium	**17.2**		1.07	NR	mg/kg dry	1.00	10/14/09 07:27	LMH	9J12050	6010B
Calcium	**3570**		107	NR	mg/kg dry	1.00	10/14/09 07:27	LMH	9J12050	6010B
Chromium	**17.6**		1.07	NR	mg/kg dry	1.00	10/14/09 07:27	LMH	9J12050	6010B
Copper	**9.7**		2.1	NR	mg/kg dry	1.00	10/14/09 07:27	LMH	9J12050	6010B
Iron	**1740**		21.3	NR	mg/kg dry	1.00	10/14/09 07:27	LMH	9J12050	6010B
Lead	**6.0**		2.1	NR	mg/kg dry	1.00	10/14/09 07:27	LMH	9J12050	6010B
Manganese	**52.6**		0.4	NR	mg/kg dry	1.00	10/14/09 07:27	LMH	9J12050	6010B
Nickel	**11.1**		10.7	NR	mg/kg dry	1.00	10/14/09 07:27	LMH	9J12050	6010B
Vanadium	**1.13**		1.07	NR	mg/kg dry	1.00	10/14/09 07:27	LMH	9J12050	6010B
Zinc	**29.4**		4.3	NR	mg/kg dry	1.00	10/14/09 07:27	LMH	9J12050	6010B

Benchmark Environmental & Engineering Science
2558 Hamburg Turnpike, Suite 300
Lackawanna, NY 14218

SDG Number: RSJ0652

Project: Benchmark - Globe site
Project Number: TURN

Received: 10/09/09
Reported: 10/28/09 15:41

Executive Summary - Detections

Analyte	Sample Result	Data Qualifiers	RL	MDL	Units	Dil Fac	Date Analyzed	Lab Tech	Batch	Method
Client ID: SS-19 (RSJ0652-08 - Solid) - cont.					**Sampled: 10/07/09 14:15**			**Recvd: 10/09/09 11:30**		
General Chemistry Parameters										
Percent Solids	**49**		0.010	NR	%	1.00	10/12/09 16:48	JR	9J12049	Dry Weight
Client ID: SS-19 (RSJ0652-08RE1 - Solid)					**Sampled: 10/07/09 14:15**			**Recvd: 10/09/09 11:30**		
Total Metals by SW 846 Series Methods										
Aluminum	**243**		20.2	NR	mg/kg dry	1.00	10/16/09 06:04	DAN	9J15016	6010B
Magnesium	**342**		40.5	NR	mg/kg dry	1.00	10/16/09 06:04	DAN	9J15016	6010B
Potassium	**123**		60.7	NR	mg/kg dry	1.00	10/16/09 06:04	DAN	9J15016	6010B
Client ID: SS-20 (RSJ0652-09 - Solid)					**Sampled: 10/07/09 14:24**			**Recvd: 10/09/09 11:30**		
Semivolatile Organics by GC/MS										
Benzo(a)anthracene	**280**	D10,J	3400	58	ug/kg dry	10.0	10/15/09 14:34	MKP	9J12076	8270C
Chrysene	**240**	D10,J	3400	33	ug/kg dry	10.0	10/15/09 14:34	MKP	9J12076	8270C
Fluoranthene	**500**	D10,J	3400	48	ug/kg dry	10.0	10/15/09 14:34	MKP	9J12076	8270C
Pyrene	**390**	D10,J	3400	22	ug/kg dry	10.0	10/15/09 14:34	MKP	9J12076	8270C
Polychlorinated Biphenyls by EPA Method 8082										
Aroclor 1254	**13**	J	33	6.9	ug/kg dry	1.00	10/13/09 10:13	JxM	9J10009	8082
Total Metals by SW 846 Series Methods										
Antimony	**30.8**		30.5	NR	mg/kg dry	1.00	10/14/09 07:45	LMH	9J12050	6010B
Barium	**42.4**		1.02	NR	mg/kg dry	1.00	10/14/09 07:45	LMH	9J12050	6010B
Cadmium	**0.975**		0.406	NR	mg/kg dry	1.00	10/14/09 07:45	LMH	9J12050	6010B
Calcium	**12700**		102	NR	mg/kg dry	1.00	10/14/09 07:45	LMH	9J12050	6010B
Chromium	**1390**		1.02	NR	mg/kg dry	1.00	10/14/09 07:45	LMH	9J12050	6010B
Cobalt	**226**		1.02	NR	mg/kg dry	1.00	10/14/09 07:45	LMH	9J12050	6010B
Copper	**110**		2.0	NR	mg/kg dry	1.00	10/14/09 07:45	LMH	9J12050	6010B
Iron	**24700**		20.3	NR	mg/kg dry	1.00	10/14/09 07:45	LMH	9J12050	6010B
Lead	**32.5**		2.0	NR	mg/kg dry	1.00	10/14/09 07:45	LMH	9J12050	6010B
Manganese	**626**		0.4	NR	mg/kg dry	1.00	10/14/09 07:45	LMH	9J12050	6010B
Nickel	**2440**		10.2	NR	mg/kg dry	1.00	10/14/09 07:45	LMH	9J12050	6010B
Vanadium	**28.4**		1.02	NR	mg/kg dry	1.00	10/14/09 07:45	LMH	9J12050	6010B
Zinc	**118**		4.1	NR	mg/kg dry	1.00	10/14/09 07:45	LMH	9J12050	6010B
General Chemistry Parameters										
Percent Solids	**50**		0.010	NR	%	1.00	10/12/09 16:50	JR	9J12049	Dry Weight
Client ID: SS-20 (RSJ0652-09RE1 - Solid)					**Sampled: 10/07/09 14:24**			**Recvd: 10/09/09 11:30**		
Total Metals by SW 846 Series Methods										
Aluminum	**869**		22.0	NR	mg/kg dry	1.00	10/16/09 06:09	DAN	9J15016	6010B
Magnesium	**6140**		43.9	NR	mg/kg dry	1.00	10/16/09 06:09	DAN	9J15016	6010B
Potassium	**629**		65.9	NR	mg/kg dry	1.00	10/16/09 06:09	DAN	9J15016	6010B
Client ID: SS-21 (RSJ0652-10 - Solid)					**Sampled: 10/07/09 14:38**			**Recvd: 10/09/09 11:30**		
Polychlorinated Biphenyls by EPA Method 8082										
Aroclor 1254	**25**		19	4.0	ug/kg dry	1.00	10/13/09 10:27	JxM	9J10009	8082

Benchmark Environmental & Engineering Science
2558 Hamburg Turnpike, Suite 300
Lackawanna, NY 14218

SDG Number: RSJ0652

Project: Benchmark - Globe site
Project Number: TURN

Received: 10/09/09
Reported: 10/28/09 15:41

Executive Summary - Detections

Analyte	Sample Result	Data Qualifiers	RL	MDL	Units	Dil Fac	Date Analyzed	Lab Tech	Batch	Method
Client ID: SS-21 (RSJ0652-10 - Solid) - cont.						**Sampled: 10/07/09 14:38**		**Recvd: 10/09/09 11:30**		
Total Metals by SW 846 Series Methods										
Arsenic	**8.2**		2.4	NR	mg/kg dry	1.00	10/14/09 07:50	LMH	9J12050	6010B
Barium	**83.2**		0.603	NR	mg/kg dry	1.00	10/14/09 07:50	LMH	9J12050	6010B
Beryllium	**0.322**		0.241	NR	mg/kg dry	1.00	10/14/09 07:50	LMH	9J12050	6010B
Cadmium	**1.06**		0.241	NR	mg/kg dry	1.00	10/14/09 07:50	LMH	9J12050	6010B
Calcium	**87000**	D08	301	NR	mg/kg dry	5.00	10/14/09 16:51	LMH	9J12050	6010B
Chromium	**190**		0.603	NR	mg/kg dry	1.00	10/14/09 07:50	LMH	9J12050	6010B
Cobalt	**7.29**		0.603	NR	mg/kg dry	1.00	10/14/09 07:50	LMH	9J12050	6010B
Copper	**130**		1.2	NR	mg/kg dry	1.00	10/14/09 07:50	LMH	9J12050	6010B
Iron	**27400**		12.1	NR	mg/kg dry	1.00	10/14/09 07:50	LMH	9J12050	6010B
Lead	**197**		1.2	NR	mg/kg dry	1.00	10/14/09 07:50	LMH	9J12050	6010B
Manganese	**1040**		0.2	NR	mg/kg dry	1.00	10/14/09 07:50	LMH	9J12050	6010B
Nickel	**133**		6.03	NR	mg/kg dry	1.00	10/14/09 07:50	LMH	9J12050	6010B
Vanadium	**7.86**		0.603	NR	mg/kg dry	1.00	10/14/09 07:50	LMH	9J12050	6010B
Zinc	**594**		2.4	NR	mg/kg dry	1.00	10/14/09 07:50	LMH	9J12050	6010B
Mercury	**0.117**		0.0223	NR	mg/kg dry	1.00	10/14/09 20:08	MXM	9J13027	7471A
General Chemistry Parameters										
Percent Solids	**86**		0.010	NR	%	1.00	10/12/09 16:52	JR	9J12049	Dry Weight
Client ID: SS-21 (RSJ0652-10RE1 - Solid)						**Sampled: 10/07/09 14:38**		**Recvd: 10/09/09 11:30**		
Total Metals by SW 846 Series Methods										
Aluminum	**1630**		11.5	NR	mg/kg dry	1.00	10/16/09 06:27	DAN	9J15016	6010B
Magnesium	**14600**		22.9	NR	mg/kg dry	1.00	10/16/09 06:27	DAN	9J15016	6010B
Potassium	**294**		34.4	NR	mg/kg dry	1.00	10/16/09 06:27	DAN	9J15016	6010B
Client ID: SS-22 (RSJ0652-11 - Solid)						**Sampled: 10/07/09 14:50**		**Recvd: 10/09/09 11:30**		
Semivolatile Organics by GC/MS										
2-Methylnaphthalene	**180**	D12,J	3800	46	ug/kg dry	20.0	10/15/09 15:22	MKP	9J12076	8270C
Benzo(a)anthracene	**310**	D12,J	3800	65	ug/kg dry	20.0	10/15/09 15:22	MKP	9J12076	8270C
Benzo(b)fluoranthene	**400**	D12,J	3800	73	ug/kg dry	20.0	10/15/09 15:22	MKP	9J12076	8270C
Benzo(ghi)perylene	**280**	D12,J	3800	45	ug/kg dry	20.0	10/15/09 15:22	MKP	9J12076	8270C
Chrysene	**280**	D12,J	3800	38	ug/kg dry	20.0	10/15/09 15:22	MKP	9J12076	8270C
Fluoranthene	**370**	D12,J	3800	55	ug/kg dry	20.0	10/15/09 15:22	MKP	9J12076	8270C
Pyrene	**310**	D12,J	3800	24	ug/kg dry	20.0	10/15/09 15:22	MKP	9J12076	8270C
Polychlorinated Biphenyls by EPA Method 8082										
Aroclor 1254	**83**		19	3.9	ug/kg dry	1.00	10/13/09 10:42	JxM	9J10009	8082
Total Metals by SW 846 Series Methods										
Arsenic	**8.5**		2.3	NR	mg/kg dry	1.00	10/14/09 07:57	LMH	9J12050	6010B
Barium	**120**		0.584	NR	mg/kg dry	1.00	10/14/09 07:57	LMH	9J12050	6010B
Beryllium	**1.18**		0.234	NR	mg/kg dry	1.00	10/14/09 07:57	LMH	9J12050	6010B
Cadmium	**1.24**		0.234	NR	mg/kg dry	1.00	10/14/09 07:57	LMH	9J12050	6010B
Calcium	**87300**	D08	292	NR	mg/kg dry	5.00	10/14/09 17:09	LMH	9J12050	6010B
Chromium	**234**		0.584	NR	mg/kg dry	1.00	10/14/09 07:57	LMH	9J12050	6010B
Cobalt	**12.4**		0.584	NR	mg/kg dry	1.00	10/14/09 07:57	LMH	9J12050	6010B

Benchmark Environmental & Engineering Science
2558 Hamburg Turnpike, Suite 300
Lackawanna, NY 14218

SDG Number: RSJ0652

Project: Benchmark - Globe site
Project Number: TURN

Received: 10/09/09
Reported: 10/28/09 15:41

Executive Summary - Detections

Analyte	Sample Result	Data Qualifiers	RL	MDL	Units	Dil Fac	Date Analyzed	Lab Tech	Batch	Method
Client ID: SS-22 (RSJ0652-11 - Solid) - cont.					**Sampled: 10/07/09 14:50**			**Recvd: 10/09/09 11:30**		
Total Metals by SW 846 Series Methods - cont.										
Copper	**129**		1.2	NR	mg/kg dry	1.00	10/14/09 07:57	LMH	9J12050	6010B
Iron	**41900**		11.7	NR	mg/kg dry	1.00	10/14/09 07:57	LMH	9J12050	6010B
Lead	**172**		1.2	NR	mg/kg dry	1.00	10/14/09 07:57	LMH	9J12050	6010B
Manganese	**886**		0.2	NR	mg/kg dry	1.00	10/14/09 07:57	LMH	9J12050	6010B
Nickel	**143**		5.84	NR	mg/kg dry	1.00	10/14/09 07:57	LMH	9J12050	6010B
Vanadium	**9.94**		0.584	NR	mg/kg dry	1.00	10/14/09 07:57	LMH	9J12050	6010B
Zinc	**542**		2.3	NR	mg/kg dry	1.00	10/14/09 07:57	LMH	9J12050	6010B
General Chemistry Parameters										
Percent Solids	**89**		0.010	NR	%	1.00	10/12/09 16:54	JR	9J12049	Dry Weight
Client ID: SS-22 (RSJ0652-11RE1 - Solid)					**Sampled: 10/07/09 14:50**			**Recvd: 10/09/09 11:30**		
Total Metals by SW 846 Series Methods										
Aluminum	**1830**		10.2	NR	mg/kg dry	1.00	10/16/09 06:32	DAN	9J15016	6010B
Magnesium	**46000**	D08	102	NR	mg/kg dry	5.00	10/16/09 14:36	AMH	9J15016	6010B
Potassium	**635**		30.7	NR	mg/kg dry	1.00	10/16/09 06:32	DAN	9J15016	6010B
Client ID: TP-10 (RSJ0653-01 - Solid)					**Sampled: 10/08/09 10:11**			**Recvd: 10/09/09 11:40**		
Volatile Organic Compounds by EPA 8260B										
p-Cymene	**1.5**	J	6.6	0.53	ug/kg dry	1.00	10/10/09 17:28	PQ	9J10019	8260B
Acetone	**13**	J	33	1.4	ug/kg dry	1.00	10/10/09 17:28	PQ	9J10019	8260B
Ethylbenzene	**1.9**	J	6.6	0.45	ug/kg dry	1.00	10/10/09 17:28	PQ	9J10019	8260B
Isopropylbenzene	**1.8**	J	6.6	0.99	ug/kg dry	1.00	10/10/09 17:28	PQ	9J10019	8260B
Methylene Chloride	**2.8**	J	6.6	1.3	ug/kg dry	1.00	10/10/09 17:28	PQ	9J10019	8260B
n-Propylbenzene	**1.4**	J	6.6	0.53	ug/kg dry	1.00	10/10/09 17:28	PQ	9J10019	8260B
sec-Butylbenzene	**1.7**	J	6.6	0.57	ug/kg dry	1.00	10/10/09 17:28	PQ	9J10019	8260B
Total Metals by SW 846 Series Methods										
Aluminum	**9910**		14.3	NR	mg/kg dry	1.00	10/13/09 06:18	LMH	9J12021	6010B
Arsenic	**3.0**		2.9	NR	mg/kg dry	1.00	10/13/09 06:18	LMH	9J12021	6010B
Barium	**69.4**		0.717	NR	mg/kg dry	1.00	10/13/09 06:18	LMH	9J12021	6010B
Beryllium	**0.466**		0.287	NR	mg/kg dry	1.00	10/13/09 06:18	LMH	9J12021	6010B
Calcium	**46100**		71.7	NR	mg/kg dry	1.00	10/13/09 06:18	LMH	9J12021	6010B
Chromium	**15.1**		0.717	NR	mg/kg dry	1.00	10/13/09 12:26	LMH	9J12021	6010B
Cobalt	**10.9**		0.717	NR	mg/kg dry	1.00	10/13/09 06:18	LMH	9J12021	6010B
Copper	**13.8**		1.4	NR	mg/kg dry	1.00	10/13/09 06:18	LMH	9J12021	6010B
Iron	**18400**		14.3	NR	mg/kg dry	1.00	10/13/09 06:18	LMH	9J12021	6010B
Lead	**4.5**		1.4	NR	mg/kg dry	1.00	10/13/09 06:18	LMH	9J12021	6010B
Magnesium	**8410**		28.7	NR	mg/kg dry	1.00	10/13/09 06:18	LMH	9J12021	6010B
Manganese	**680**		0.3	NR	mg/kg dry	1.00	10/13/09 06:18	LMH	9J12021	6010B
Nickel	**23.1**		7.17	NR	mg/kg dry	1.00	10/13/09 06:18	LMH	9J12021	6010B
Potassium	**1530**		43.0	NR	mg/kg dry	1.00	10/13/09 06:18	LMH	9J12021	6010B
Vanadium	**19.1**		0.717	NR	mg/kg dry	1.00	10/13/09 06:18	LMH	9J12021	6010B
Zinc	**46.1**		2.9	NR	mg/kg dry	1.00	10/13/09 06:18	LMH	9J12021	6010B
General Chemistry Parameters										

Benchmark Environmental & Engineering Science
2558 Hamburg Turnpike, Suite 300
Lackawanna, NY 14218

SDG Number: RSJ0652

Project: Benchmark - Globe site
Project Number: TURN

Received: 10/09/09
Reported: 10/28/09 15:41

Executive Summary - Detections

Analyte	Sample Result	Data Qualifiers	RL	MDL	Units	Dil Fac	Date Analyzed	Lab Tech	Batch	Method
Client ID: TP-10 (RSJ0653-01 - Solid) - cont.					**Sampled: 10/08/09 10:11**			**Recvd: 10/09/09 11:40**		
Percent Solids	**76**		0.010	NR	%	1.00	10/12/09 16:56	JR	9J12049	Dry Weight
Client ID: TP-11 (0-2) (RSJ0655-01 - Solid)					**Sampled: 10/08/09 11:45**			**Recvd: 10/09/09 11:40**		
Total Metals by SW 846 Series Methods										
Aluminum	**5420**		11.8	NR	mg/kg dry	1.00	10/15/09 12:06	DAN	9J12051	6010B
Arsenic	**9.1**		2.4	NR	mg/kg dry	1.00	10/15/09 12:06	DAN	9J12051	6010B
Barium	**125**		0.591	NR	mg/kg dry	1.00	10/15/09 12:06	DAN	9J12051	6010B
Beryllium	**0.329**		0.236	NR	mg/kg dry	1.00	10/15/09 12:06	DAN	9J12051	6010B
Cadmium	**5.61**		0.236	NR	mg/kg dry	1.00	10/15/09 12:06	DAN	9J12051	6010B
Calcium	**16400**		59.1	NR	mg/kg dry	1.00	10/15/09 12:06	DAN	9J12051	6010B
Chromium	**3790**		0.591	NR	mg/kg dry	1.00	10/15/09 12:06	DAN	9J12051	6010B
Cobalt	**226**		0.591	NR	mg/kg dry	1.00	10/15/09 12:06	DAN	9J12051	6010B
Copper	**309**		1.2	NR	mg/kg dry	1.00	10/15/09 12:06	DAN	9J12051	6010B
Iron	**75000**	D08	59.1	NR	mg/kg dry	5.00	10/15/09 18:20	DAN	9J12051	6010B
Lead	**119**		1.2	NR	mg/kg dry	1.00	10/15/09 12:06	DAN	9J12051	6010B
Magnesium	**7130**		23.6	NR	mg/kg dry	1.00	10/15/09 12:06	DAN	9J12051	6010B
Manganese	**2010**		0.2	NR	mg/kg dry	1.00	10/15/09 12:06	DAN	9J12051	6010B
Nickel	**1890**		5.91	NR	mg/kg dry	1.00	10/15/09 12:06	DAN	9J12051	6010B
Potassium	**590**		35.5	NR	mg/kg dry	1.00	10/15/09 12:06	DAN	9J12051	6010B
Silver	**0.754**		0.591	NR	mg/kg dry	1.00	10/15/09 12:06	DAN	9J12051	6010B
Thallium	**7.3**		7.1	NR	mg/kg dry	1.00	10/15/09 12:06	DAN	9J12051	6010B
Vanadium	**223**		0.591	NR	mg/kg dry	1.00	10/15/09 12:06	DAN	9J12051	6010B
Zinc	**360**		2.4	NR	mg/kg dry	1.00	10/15/09 12:06	DAN	9J12051	6010B
Mercury	**0.169**		0.0212	NR	mg/kg dry	1.00	10/14/09 20:11	MXM	9J13027	7471A
General Chemistry Parameters										
Percent Solids	**88**		0.010	NR	%	1.00	10/12/09 16:58	JR	9J12049	Dry Weight
Client ID: TP-11 (0-2) (RSJ0655-01RE1 - Solid)					**Sampled: 10/08/09 11:45**			**Recvd: 10/09/09 11:40**		
Semivolatile Organics by GC/MS										
2-Methylnaphthalene	**280**	D10,J	1900	23	ug/kg dry	10.0	10/22/09 18:51	MKP	9J21042	8270C
Acenaphthene	**370**	D10,J	1900	22	ug/kg dry	10.0	10/22/09 18:51	MKP	9J21042	8270C
Anthracene	**830**	D10,J	1900	49	ug/kg dry	10.0	10/22/09 18:51	MKP	9J21042	8270C
Benzo(a)anthracene	**2400**	D10	1900	33	ug/kg dry	10.0	10/22/09 18:51	MKP	9J21042	8270C
Benzo(a)pyrene	**2400**	D10	1900	46	ug/kg dry	10.0	10/22/09 18:51	MKP	9J21042	8270C
Benzo(b)fluoranthene	**3000**	D10	1900	37	ug/kg dry	10.0	10/22/09 18:51	MKP	9J21042	8270C
Benzo(ghi)perylene	**1300**	D10,J	1900	23	ug/kg dry	10.0	10/22/09 18:51	MKP	9J21042	8270C
Benzo(k)fluoranthene	**1200**	D10,J	1900	21	ug/kg dry	10.0	10/22/09 18:51	MKP	9J21042	8270C
Carbazole	**440**	D10,J	1900	22	ug/kg dry	10.0	10/22/09 18:51	MKP	9J21042	8270C
Chrysene	**2500**	D10	1900	19	ug/kg dry	10.0	10/22/09 18:51	MKP	9J21042	8270C
Dibenzo(a,h)anthracene	**400**	D10,J	1900	22	ug/kg dry	10.0	10/22/09 18:51	MKP	9J21042	8270C
Dibenzofuran	**250**	D10,J	1900	20	ug/kg dry	10.0	10/22/09 18:51	MKP	9J21042	8270C
Fluoranthene	**3900**	D10	1900	28	ug/kg dry	10.0	10/22/09 18:51	MKP	9J21042	8270C
Fluorene	**420**	D10,J	1900	44	ug/kg dry	10.0	10/22/09 18:51	MKP	9J21042	8270C
Indeno(1,2,3-cd)pyrene	**1300**	D10,J	1900	53	ug/kg dry	10.0	10/22/09 18:51	MKP	9J21042	8270C
Naphthalene	**390**	D10,J	1900	32	ug/kg dry	10.0	10/22/09 18:51	MKP	9J21042	8270C
Phenanthrene	**2900**	D10	1900	40	ug/kg dry	10.0	10/22/09 18:51	MKP	9J21042	8270C

Benchmark Environmental & Engineering Science
2558 Hamburg Turnpike, Suite 300
Lackawanna, NY 14218

SDG Number: RSJ0652

Project: Benchmark - Globe site
Project Number: TURN

Received: 10/09/09
Reported: 10/28/09 15:41

Executive Summary - Detections

Analyte	Sample Result	Data Qualifiers	RL	MDL	Units	Dil Fac	Date Analyzed	Lab Tech	Batch	Method
Client ID: TP-11 (0-2) (RSJ0655-01RE1 - Solid) - cont.						**Sampled: 10/08/09 11:45**		**Recvd: 10/09/09 11:40**		
Semivolatile Organics by GC/MS - cont.										
Pyrene	**3400**	D10	1900	12	ug/kg dry	10.0	10/22/09 18:51	MKP	9J21042	8270C
Client ID: TP-12 (0-2) (RSJ0655-02 - Solid)						**Sampled: 10/08/09 14:30**		**Recvd: 10/09/09 11:40**		
Total Metals by SW 846 Series Methods										
Aluminum	**16000**		12.0	NR	mg/kg dry	1.00	10/15/09 12:11	DAN	9J12051	6010B
Arsenic	**8.5**		2.4	NR	mg/kg dry	1.00	10/15/09 12:11	DAN	9J12051	6010B
Barium	**87.6**		0.602	NR	mg/kg dry	1.00	10/15/09 12:11	DAN	9J12051	6010B
Beryllium	**0.653**		0.241	NR	mg/kg dry	1.00	10/15/09 12:11	DAN	9J12051	6010B
Cadmium	**3.26**		0.241	NR	mg/kg dry	1.00	10/15/09 12:11	DAN	9J12051	6010B
Calcium	**27100**		60.2	NR	mg/kg dry	1.00	10/15/09 12:11	DAN	9J12051	6010B
Chromium	**325**		0.602	NR	mg/kg dry	1.00	10/15/09 12:11	DAN	9J12051	6010B
Cobalt	**22.0**		0.602	NR	mg/kg dry	1.00	10/15/09 12:11	DAN	9J12051	6010B
Copper	**82.7**		1.2	NR	mg/kg dry	1.00	10/15/09 12:11	DAN	9J12051	6010B
Iron	**16100**		12.0	NR	mg/kg dry	1.00	10/15/09 12:11	DAN	9J12051	6010B
Lead	**167**		1.2	NR	mg/kg dry	1.00	10/15/09 12:11	DAN	9J12051	6010B
Magnesium	**28000**		24.1	NR	mg/kg dry	1.00	10/15/09 12:11	DAN	9J12051	6010B
Manganese	**1000**		0.2	NR	mg/kg dry	1.00	10/15/09 12:11	DAN	9J12051	6010B
Nickel	**231**		6.02	NR	mg/kg dry	1.00	10/15/09 12:11	DAN	9J12051	6010B
Potassium	**1770**		36.1	NR	mg/kg dry	1.00	10/15/09 12:11	DAN	9J12051	6010B
Sodium	**230**		169	NR	mg/kg dry	1.00	10/15/09 12:11	DAN	9J12051	6010B
Vanadium	**20.7**		0.602	NR	mg/kg dry	1.00	10/15/09 12:11	DAN	9J12051	6010B
Zinc	**351**		2.4	NR	mg/kg dry	1.00	10/15/09 12:11	DAN	9J12051	6010B
Mercury	**0.0463**		0.0228	NR	mg/kg dry	1.00	10/14/09 20:13	MXM	9J13027	7471A
General Chemistry Parameters										
Percent Solids	**84**		0.010	NR	%	1.00	10/12/09 17:00	JR	9J12049	Dry Weight
Client ID: TP-12 (0-2) (RSJ0655-02RE1 - Solid)						**Sampled: 10/08/09 14:30**		**Recvd: 10/09/09 11:40**		
Semivolatile Organics by GC/MS										
Anthracene	**55**	D10,J	990	25	ug/kg dry	5.00	10/22/09 19:15	MKP	9J21042	8270C
Benzo(a)anthracene	**280**	D10,J	990	17	ug/kg dry	5.00	10/22/09 19:15	MKP	9J21042	8270C
Benzo(a)pyrene	**440**	D10,J	990	24	ug/kg dry	5.00	10/22/09 19:15	MKP	9J21042	8270C
Benzo(b)fluoranthene	**550**	D10,J	990	19	ug/kg dry	5.00	10/22/09 19:15	MKP	9J21042	8270C
Benzo(ghi)perylene	**370**	D10,J	990	12	ug/kg dry	5.00	10/22/09 19:15	MKP	9J21042	8270C
Benzo(k)fluoranthene	**170**	D10,J	990	11	ug/kg dry	5.00	10/22/09 19:15	MKP	9J21042	8270C
Chrysene	**360**	D10,J	990	9.9	ug/kg dry	5.00	10/22/09 19:15	MKP	9J21042	8270C
Dibenzo(a,h)anthracene	**97**	D10,J	990	12	ug/kg dry	5.00	10/22/09 19:15	MKP	9J21042	8270C
Fluoranthene	**470**	D10,J	990	14	ug/kg dry	5.00	10/22/09 19:15	MKP	9J21042	8270C
Indeno(1,2,3-cd)pyrene	**300**	D10,J	990	27	ug/kg dry	5.00	10/22/09 19:15	MKP	9J21042	8270C
Phenanthrene	**280**	D10,J	990	21	ug/kg dry	5.00	10/22/09 19:15	MKP	9J21042	8270C
Pyrene	**430**	D10,J	990	6.4	ug/kg dry	5.00	10/22/09 19:15	MKP	9J21042	8270C

Benchmark Environmental & Engineering Science
2558 Hamburg Turnpike, Suite 300
Lackawanna, NY 14218

SDG Number: RSJ0652

Project: Benchmark - Globe site
Project Number: TURN

Received: 10/09/09
Reported: 10/28/09 15:41

Executive Summary - Detections

Analyte	Sample Result	Data Qualifiers	RL	MDL	Units	Dil Fac	Date Analyzed	Lab Tech	Batch	Method
Client ID: TP-13 (0-2) (RSJ0655-03 - Solid)					**Sampled: 10/08/09 15:15**		**Recvd: 10/09/09 11:40**			
Total Metals by SW 846 Series Methods										
Aluminum	**3510**		12.4	NR	mg/kg dry	1.00	10/15/09 12:16	DAN	9J12051	6010B
Arsenic	**5.4**		2.5	NR	mg/kg dry	1.00	10/15/09 12:16	DAN	9J12051	6010B
Barium	**59.0**		0.619	NR	mg/kg dry	1.00	10/15/09 12:16	DAN	9J12051	6010B
Cadmium	**0.518**		0.248	NR	mg/kg dry	1.00	10/15/09 12:16	DAN	9J12051	6010B
Calcium	**18300**		61.9	NR	mg/kg dry	1.00	10/15/09 12:16	DAN	9J12051	6010B
Chromium	**29600**	D08	31.0	NR	mg/kg dry	50.0	10/20/09 07:31	AMH	9J12051	6010B
Cobalt	**118**		0.619	NR	mg/kg dry	1.00	10/15/09 12:16	DAN	9J12051	6010B
Copper	**170**		1.2	NR	mg/kg dry	1.00	10/15/09 12:16	DAN	9J12051	6010B
Iron	**228000**	D08	619	NR	mg/kg dry	50.0	10/20/09 07:31	AMH	9J12051	6010B
Lead	**51.7**		1.2	NR	mg/kg dry	1.00	10/15/09 12:16	DAN	9J12051	6010B
Magnesium	**5740**		24.8	NR	mg/kg dry	1.00	10/15/09 12:16	DAN	9J12051	6010B
Manganese	**1060**		0.2	NR	mg/kg dry	1.00	10/15/09 12:16	DAN	9J12051	6010B
Nickel	**9680**	D08	310	NR	mg/kg dry	50.0	10/20/09 07:31	AMH	9J12051	6010B
Potassium	**436**		37.2	NR	mg/kg dry	1.00	10/15/09 12:16	DAN	9J12051	6010B
Vanadium	**107**		0.619	NR	mg/kg dry	1.00	10/15/09 12:16	DAN	9J12051	6010B
Zinc	**164**		2.5	NR	mg/kg dry	1.00	10/15/09 12:16	DAN	9J12051	6010B
General Chemistry Parameters										
Percent Solids	**79**		0.010	NR	%	1.00	10/12/09 17:02	JR	9J12049	Dry Weight
Client ID: TP-13 (0-2) (RSJ0655-03RE1 - Solid)					**Sampled: 10/08/09 15:15**		**Recvd: 10/09/09 11:40**			
Semivolatile Organics by GC/MS										
2-Methylnaphthalene	**78**	D10,J	1100	13	ug/kg dry	5.00	10/22/09 19:40	MKP	9J21042	8270C
Benzo(a)anthracene	**280**	D10,J	1100	18	ug/kg dry	5.00	10/22/09 19:40	MKP	9J21042	8270C
Benzo(a)pyrene	**280**	D10,J	1100	26	ug/kg dry	5.00	10/22/09 19:40	MKP	9J21042	8270C
Benzo(b)fluoranthene	**340**	D10,J	1100	21	ug/kg dry	5.00	10/22/09 19:40	MKP	9J21042	8270C
Benzo(ghi)perylene	**230**	D10,J	1100	13	ug/kg dry	5.00	10/22/09 19:40	MKP	9J21042	8270C
Benzo(k)fluoranthene	**120**	D10,J	1100	12	ug/kg dry	5.00	10/22/09 19:40	MKP	9J21042	8270C
Chrysene	**270**	D10,J	1100	11	ug/kg dry	5.00	10/22/09 19:40	MKP	9J21042	8270C
Dibenzofuran	**54**	D10,J	1100	11	ug/kg dry	5.00	10/22/09 19:40	MKP	9J21042	8270C
Fluoranthene	**410**	D10,J	1100	15	ug/kg dry	5.00	10/22/09 19:40	MKP	9J21042	8270C
Indeno(1,2,3-cd)pyrene	**180**	D10,J	1100	29	ug/kg dry	5.00	10/22/09 19:40	MKP	9J21042	8270C
Phenanthrene	**380**	D10,J	1100	22	ug/kg dry	5.00	10/22/09 19:40	MKP	9J21042	8270C
Pyrene	**420**	D10,J	1100	6.9	ug/kg dry	5.00	10/22/09 19:40	MKP	9J21042	8270C
Client ID: TP-15 (0-2) (RSJ0655-06 - Solid)					**Sampled: 10/08/09 16:00**		**Recvd: 10/09/09 11:40**			
Total Metals by SW 846 Series Methods										
Aluminum	**19800**		13.3	NR	mg/kg dry	1.00	10/15/09 13:11	DAN	9J12051	6010B
Arsenic	**7.2**		2.7	NR	mg/kg dry	1.00	10/15/09 13:11	DAN	9J12051	6010B
Barium	**178**		0.666	NR	mg/kg dry	1.00	10/15/09 13:11	DAN	9J12051	6010B
Beryllium	**0.614**		0.266	NR	mg/kg dry	1.00	10/15/09 13:11	DAN	9J12051	6010B
Cadmium	**0.489**		0.266	NR	mg/kg dry	1.00	10/15/09 13:11	DAN	9J12051	6010B
Calcium	**14600**		66.6	NR	mg/kg dry	1.00	10/15/09 13:11	DAN	9J12051	6010B
Chromium	**1070**		0.666	NR	mg/kg dry	1.00	10/15/09 13:11	DAN	9J12051	6010B
Cobalt	**28.3**		0.666	NR	mg/kg dry	1.00	10/15/09 13:11	DAN	9J12051	6010B

Benchmark Environmental & Engineering Science
2558 Hamburg Turnpike, Suite 300
Lackawanna, NY 14218

SDG Number: RSJ0652

Project: Benchmark - Globe site
Project Number: TURN

Received: 10/09/09
Reported: 10/28/09 15:41

Executive Summary - Detections

Analyte	Sample Result	Data Qualifiers	RL	MDL	Units	Dil Fac	Date Analyzed	Lab Tech	Batch	Method
Client ID: TP-15 (0-2) (RSJ0655-06 - Solid) - cont.					**Sampled: 10/08/09 16:00**		**Recvd: 10/09/09 11:40**			
Total Metals by SW 846 Series Methods - cont.										
Copper	**160**		1.3	NR	mg/kg dry	1.00	10/15/09 13:11	DAN	9J12051	6010B
Iron	**21100**		13.3	NR	mg/kg dry	1.00	10/15/09 13:11	DAN	9J12051	6010B
Lead	**48.5**		1.3	NR	mg/kg dry	1.00	10/15/09 13:11	DAN	9J12051	6010B
Magnesium	**42800**		26.6	NR	mg/kg dry	1.00	10/15/09 13:11	DAN	9J12051	6010B
Manganese	**3510**	D08	1.3	NR	mg/kg dry	5.00	10/15/09 19:04	DAN	9J12051	6010B
Nickel	**1330**		6.66	NR	mg/kg dry	1.00	10/15/09 13:11	DAN	9J12051	6010B
Potassium	**934**		39.9	NR	mg/kg dry	1.00	10/15/09 13:11	DAN	9J12051	6010B
Vanadium	**27.3**		0.666	NR	mg/kg dry	1.00	10/15/09 13:11	DAN	9J12051	6010B
Zinc	**130**		2.7	NR	mg/kg dry	1.00	10/15/09 13:11	DAN	9J12051	6010B
Mercury	**0.0400**		0.0247	NR	mg/kg dry	1.00	10/14/09 20:21	MXM	9J13027	7471A
General Chemistry Parameters										
Percent Solids	**74**		0.010	NR	%	1.00	10/12/09 17:04	JR	9J12049	Dry Weight
Client ID: TP-15 (0-2) (RSJ0655-06RE1 - Solid)					**Sampled: 10/08/09 16:00**		**Recvd: 10/09/09 11:40**			
Semivolatile Organics by GC/MS										
Anthracene	**84**	D10,J	1100	29	ug/kg dry	5.00	10/22/09 20:04	MKP	9J21042	8270C
Benzo(a)anthracene	**460**	D10,J	1100	19	ug/kg dry	5.00	10/22/09 20:04	MKP	9J21042	8270C
Benzo(a)pyrene	**540**	D10,J	1100	27	ug/kg dry	5.00	10/22/09 20:04	MKP	9J21042	8270C
Benzo(b)fluoranthene	**610**	D10,J	1100	22	ug/kg dry	5.00	10/22/09 20:04	MKP	9J21042	8270C
Benzo(ghi)perylene	**390**	D10,J	1100	13	ug/kg dry	5.00	10/22/09 20:04	MKP	9J21042	8270C
Benzo(k)fluoranthene	**220**	D10,J	1100	12	ug/kg dry	5.00	10/22/09 20:04	MKP	9J21042	8270C
Chrysene	**440**	D10,J	1100	11	ug/kg dry	5.00	10/22/09 20:04	MKP	9J21042	8270C
Fluoranthene	**670**	D10,J	1100	16	ug/kg dry	5.00	10/22/09 20:04	MKP	9J21042	8270C
Indeno(1,2,3-cd)pyrene	**350**	D10,J	1100	31	ug/kg dry	5.00	10/22/09 20:04	MKP	9J21042	8270C
Naphthalene	**140**	D10,J	1100	19	ug/kg dry	5.00	10/22/09 20:04	MKP	9J21042	8270C
Phenanthrene	**350**	D10,J	1100	24	ug/kg dry	5.00	10/22/09 20:04	MKP	9J21042	8270C
Pyrene	**590**	D10,J	1100	7.3	ug/kg dry	5.00	10/22/09 20:04	MKP	9J21042	8270C
Client ID: TP-21 (0-2) (RSJ0655-07 - Solid)					**Sampled: 10/08/09 16:30**		**Recvd: 10/09/09 11:40**			
Total Metals by SW 846 Series Methods										
Aluminum	**1270**		10.7	NR	mg/kg dry	1.00	10/15/09 13:29	DAN	9J12051	6010B
Arsenic	**4.2**		2.1	NR	mg/kg dry	1.00	10/15/09 13:29	DAN	9J12051	6010B
Barium	**28.9**		0.536	NR	mg/kg dry	1.00	10/15/09 13:29	DAN	9J12051	6010B
Calcium	**13100**		53.6	NR	mg/kg dry	1.00	10/15/09 13:29	DAN	9J12051	6010B
Chromium	**432**		0.536	NR	mg/kg dry	1.00	10/15/09 13:29	DAN	9J12051	6010B
Cobalt	**20.6**		0.536	NR	mg/kg dry	1.00	10/15/09 13:29	DAN	9J12051	6010B
Copper	**80.2**		1.1	NR	mg/kg dry	1.00	10/15/09 13:29	DAN	9J12051	6010B
Iron	**41100**		10.7	NR	mg/kg dry	1.00	10/15/09 13:29	DAN	9J12051	6010B
Lead	**54.6**		1.1	NR	mg/kg dry	1.00	10/15/09 13:29	DAN	9J12051	6010B
Magnesium	**5830**		21.4	NR	mg/kg dry	1.00	10/15/09 13:29	DAN	9J12051	6010B
Manganese	**669**		0.2	NR	mg/kg dry	1.00	10/15/09 13:29	DAN	9J12051	6010B
Nickel	**394**		5.36	NR	mg/kg dry	1.00	10/15/09 13:29	DAN	9J12051	6010B
Potassium	**207**		32.1	NR	mg/kg dry	1.00	10/15/09 13:29	DAN	9J12051	6010B
Vanadium	**14.1**		0.536	NR	mg/kg dry	1.00	10/15/09 13:29	DAN	9J12051	6010B

Benchmark Environmental & Engineering Science
2558 Hamburg Turnpike, Suite 300
Lackawanna, NY 14218

SDG Number: RSJ0652

Project: Benchmark - Globe site
Project Number: TURN

Received: 10/09/09
Reported: 10/28/09 15:41

Executive Summary - Detections

Analyte	Sample Result	Data Qualifiers	RL	MDL	Units	Dil Fac	Date Analyzed	Lab Tech	Batch	Method
Client ID: TP-21 (0-2) (RSJ0655-07 - Solid) - cont.						**Sampled: 10/08/09 16:30**		**Recvd: 10/09/09 11:40**		
Total Metals by SW 846 Series Methods - cont.										
Zinc	**132**		2.1	NR	mg/kg dry	1.00	10/15/09 13:29	DAN	9J12051	6010B
General Chemistry Parameters										
Percent Solids	**89**		0.010	NR	%	1.00	10/12/09 17:06	JR	9J12049	Dry Weight
Client ID: TP-21 (0-2) (RSJ0655-07RE1 - Solid)						**Sampled: 10/08/09 16:30**		**Recvd: 10/09/09 11:40**		
Semivolatile Organics by GC/MS										
2-Methylnaphthalene	**77**	D10,J	940	11	ug/kg dry	5.00	10/22/09 20:29	MKP	9J21042	8270C
Acenaphthene	**63**	D10,J	940	11	ug/kg dry	5.00	10/22/09 20:29	MKP	9J21042	8270C
Anthracene	**130**	D10,J	940	24	ug/kg dry	5.00	10/22/09 20:29	MKP	9J21042	8270C
Benzo(a)anthracene	**450**	D10,J	940	16	ug/kg dry	5.00	10/22/09 20:29	MKP	9J21042	8270C
Benzo(a)pyrene	**470**	D10,J	940	22	ug/kg dry	5.00	10/22/09 20:29	MKP	9J21042	8270C
Benzo(b)fluoranthene	**580**	D10,J	940	18	ug/kg dry	5.00	10/22/09 20:29	MKP	9J21042	8270C
Benzo(ghi)perylene	**310**	D10,J	940	11	ug/kg dry	5.00	10/22/09 20:29	MKP	9J21042	8270C
Benzo(k)fluoranthene	**200**	D10,J	940	10	ug/kg dry	5.00	10/22/09 20:29	MKP	9J21042	8270C
Chrysene	**520**	D10,J	940	9.3	ug/kg dry	5.00	10/22/09 20:29	MKP	9J21042	8270C
Fluoranthene	**1200**	D10	940	14	ug/kg dry	5.00	10/22/09 20:29	MKP	9J21042	8270C
Indeno(1,2,3-cd)pyrene	**260**	D10,J	940	26	ug/kg dry	5.00	10/22/09 20:29	MKP	9J21042	8270C
Phenanthrene	**740**	D10,J	940	20	ug/kg dry	5.00	10/22/09 20:29	MKP	9J21042	8270C
Pyrene	**940**	D10	940	6.0	ug/kg dry	5.00	10/22/09 20:29	MKP	9J21042	8270C

TestAmerica
THE LEADER IN ENVIRONMENTAL TESTING

Benchmark Environmental & Engineering Science
2558 Hamburg Turnpike, Suite 300
Lackawanna, NY 14218

SDG Number: RSJ0652

Project: Benchmark - Globe site
Project Number: TURN

Received: 10/09/09
Reported: 10/28/09 15:41

Sample Summary

Sample Identification	Lab Number	Client Matrix	Date/Time Sampled	Date/Time Received	Sample Qualifiers
BLIND DUP-4	RSJ0652-06	Solid	10/07/09 12:30	10/09/09 11:30	
BLIND-5	RSJ0655-08	Solid	10/08/09 08:00	10/09/09 11:40	
SS-15	RSJ0652-01	Solid	10/07/09 13:35	10/09/09 11:30	
SS-16	RSJ0652-02	Solid	10/07/09 13:43	10/09/09 11:30	
SS-17	RSJ0652-05	Solid	10/07/09 13:55	10/09/09 11:30	
SS-18	RSJ0652-07	Solid	10/07/09 14:10	10/09/09 11:30	
SS-19	RSJ0652-08	Solid	10/07/09 14:15	10/09/09 11:30	
SS-20	RSJ0652-09	Solid	10/07/09 14:24	10/09/09 11:30	
SS-21	RSJ0652-10	Solid	10/07/09 14:38	10/09/09 11:30	
SS-22	RSJ0652-11	Solid	10/07/09 14:50	10/09/09 11:30	
TP-10	RSJ0653-01	Solid	10/08/09 10:11	10/09/09 11:40	
TP-11 (0-2)	RSJ0655-01	Solid	10/08/09 11:45	10/09/09 11:40	
TP-12 (0-2)	RSJ0655-02	Solid	10/08/09 14:30	10/09/09 11:40	
TP-13 (0-2)	RSJ0655-03	Solid	10/08/09 15:15	10/09/09 11:40	
TP-15 (0-2)	RSJ0655-06	Solid	10/08/09 16:00	10/09/09 11:40	
TP-21 (0-2)	RSJ0655-07	Solid	10/08/09 16:30	10/09/09 11:40	

Benchmark Environmental & Engineering Science
2558 Hamburg Turnpike, Suite 300
Lackawanna, NY 14218

SDG Number: RSJ0652

Project: Benchmark - Globe site
Project Number: TURN

Received: 10/09/09
Reported: 10/28/09 15:41

Analytical Report

Client ID: BLIND DUP-4 (RSJ0652-06 - Solid) **Sampled: 10/07/09 12:30** **Recvd: 10/09/09 11:30**

Semivolatile Organics by GC/MS

Analyte	Sample Result	Data Qualifiers	RL	MDL	Units	Dil Fac	Date Analyzed	Lab Tech	Batch	Method
2,4,5-Trichlorophenol	ND	D12	3900	840	ug/kg dry	20.0	10/15/09 14:10	MKP	9J12076	8270C
2,4,6-Trichlorophenol	ND	D12	3900	250	ug/kg dry	20.0	10/15/09 14:10	MKP	9J12076	8270C
2,4-Dichlorophenol	ND	D12	3900	200	ug/kg dry	20.0	10/15/09 14:10	MKP	9J12076	8270C
2,4-Dimethylphenol	ND	D12	3900	1000	ug/kg dry	20.0	10/15/09 14:10	MKP	9J12076	8270C
2,4-Dinitrophenol	ND	D12	7500	1300	ug/kg dry	20.0	10/15/09 14:10	MKP	9J12076	8270C
2,4-Dinitrotoluene	ND	D12	3900	600	ug/kg dry	20.0	10/15/09 14:10	MKP	9J12076	8270C
2,6-Dinitrotoluene	ND	D12	3900	940	ug/kg dry	20.0	10/15/09 14:10	MKP	9J12076	8270C
2-Chloronaphthalene	ND	D12	3900	260	ug/kg dry	20.0	10/15/09 14:10	MKP	9J12076	8270C
2-Chlorophenol	ND	D12	3900	200	ug/kg dry	20.0	10/15/09 14:10	MKP	9J12076	8270C
2-Methylnaphthalene	**390**	D12,J	3900	47	ug/kg dry	20.0	10/15/09 14:10	MKP	9J12076	8270C
2-Methylphenol	ND	D12	3900	120	ug/kg dry	20.0	10/15/09 14:10	MKP	9J12076	8270C
2-Nitroaniline	ND	D12	7500	1200	ug/kg dry	20.0	10/15/09 14:10	MKP	9J12076	8270C
2-Nitrophenol	ND	D12	3900	180	ug/kg dry	20.0	10/15/09 14:10	MKP	9J12076	8270C
3,3'-Dichlorobenzidine	ND	D12	3900	3400	ug/kg dry	20.0	10/15/09 14:10	MKP	9J12076	8270C
3-Nitroaniline	ND	D12	7500	880	ug/kg dry	20.0	10/15/09 14:10	MKP	9J12076	8270C
4,6-Dinitro-2-methylphenol	ND	D12	7500	1300	ug/kg dry	20.0	10/15/09 14:10	MKP	9J12076	8270C
4-Bromophenyl phenyl ether	ND	D12	3900	1200	ug/kg dry	20.0	10/15/09 14:10	MKP	9J12076	8270C
4-Chloro-3-methylphenol	ND	D12	3900	160	ug/kg dry	20.0	10/15/09 14:10	MKP	9J12076	8270C
4-Chloroaniline	ND	D12	3900	1100	ug/kg dry	20.0	10/15/09 14:10	MKP	9J12076	8270C
4-Chlorophenyl phenyl ether	ND	D12	3900	82	ug/kg dry	20.0	10/15/09 14:10	MKP	9J12076	8270C
4-Methylphenol	ND	D12	3900	210	ug/kg dry	20.0	10/15/09 14:10	MKP	9J12076	8270C
4-Nitroaniline	ND	D12	7500	430	ug/kg dry	20.0	10/15/09 14:10	MKP	9J12076	8270C
4-Nitrophenol	ND	D12	7500	930	ug/kg dry	20.0	10/15/09 14:10	MKP	9J12076	8270C
Acenaphthene	ND	D12	3900	45	ug/kg dry	20.0	10/15/09 14:10	MKP	9J12076	8270C
Acenaphthylene	ND	D12	3900	31	ug/kg dry	20.0	10/15/09 14:10	MKP	9J12076	8270C
Acetophenone	ND	D12	3900	200	ug/kg dry	20.0	10/15/09 14:10	MKP	9J12076	8270C
Anthracene	ND	D12	3900	98	ug/kg dry	20.0	10/15/09 14:10	MKP	9J12076	8270C
Atrazine	ND	D12	3900	170	ug/kg dry	20.0	10/15/09 14:10	MKP	9J12076	8270C
Benzaldehyde	ND	D12	3900	420	ug/kg dry	20.0	10/15/09 14:10	MKP	9J12076	8270C
Benzo(a)anthracene	**390**	D12,J	3900	66	ug/kg dry	20.0	10/15/09 14:10	MKP	9J12076	8270C
Benzo(a)pyrene	ND	D12	3900	93	ug/kg dry	20.0	10/15/09 14:10	MKP	9J12076	8270C
Benzo(b)fluoranthene	**530**	D12,J	3900	75	ug/kg dry	20.0	10/15/09 14:10	MKP	9J12076	8270C
Benzo(ghi)perylene	**230**	D12,J	3900	46	ug/kg dry	20.0	10/15/09 14:10	MKP	9J12076	8270C
Benzo(k)fluoranthene	**240**	D12,J	3900	42	ug/kg dry	20.0	10/15/09 14:10	MKP	9J12076	8270C
Biphenyl	ND	D12	3900	240	ug/kg dry	20.0	10/15/09 14:10	MKP	9J12076	8270C
Bis(2-chloroethoxy)methane	ND	D12	3900	210	ug/kg dry	20.0	10/15/09 14:10	MKP	9J12076	8270C
Bis(2-chloroethyl)ether	ND	D12	3900	330	ug/kg dry	20.0	10/15/09 14:10	MKP	9J12076	8270C
2,2'-Oxybis(1-Chloropropane)	ND	D12	3900	400	ug/kg dry	20.0	10/15/09 14:10	MKP	9J12076	8270C
Bis(2-ethylhexyl) phthalate	ND	D12	3900	1200	ug/kg dry	20.0	10/15/09 14:10	MKP	9J12076	8270C
Butyl benzyl phthalate	ND	D12	3900	1000	ug/kg dry	20.0	10/15/09 14:10	MKP	9J12076	8270C
Caprolactam	ND	D12	3900	1700	ug/kg dry	20.0	10/15/09 14:10	MKP	9J12076	8270C
Carbazole	ND	D12	3900	44	ug/kg dry	20.0	10/15/09 14:10	MKP	9J12076	8270C
Chrysene	**510**	D12,J	3900	38	ug/kg dry	20.0	10/15/09 14:10	MKP	9J12076	8270C
Dibenzo(a,h)anthracene	ND	D12	3900	45	ug/kg dry	20.0	10/15/09 14:10	MKP	9J12076	8270C
Dibenzofuran	ND	D12	3900	40	ug/kg dry	20.0	10/15/09 14:10	MKP	9J12076	8270C

Benchmark Environmental & Engineering Science
2558 Hamburg Turnpike, Suite 300
Lackawanna, NY 14218

SDG Number: RSJ0652

Project: Benchmark - Globe site
Project Number: TURN

Received: 10/09/09
Reported: 10/28/09 15:41

Analytical Report

Client ID: BLIND DUP-4 (RSJ0652-06 - Solid) - cont. **Sampled: 10/07/09 12:30** **Recvd: 10/09/09 11:30**

Analyte	Sample Result	Data Qualifiers	RL	MDL	Units	Dil Fac	Date Analyzed	Lab Tech	Batch	Method
Semivolatile Organics by GC/MS - cont.										
Diethyl phthalate	ND	D12	3900	120	ug/kg dry	20.0	10/15/09 14:10	MKP	9J12076	8270C
Dimethyl phthalate	ND	D12	3900	100	ug/kg dry	20.0	10/15/09 14:10	MKP	9J12076	8270C
Di-n-butyl phthalate	ND	D12	3900	1300	ug/kg dry	20.0	10/15/09 14:10	MKP	9J12076	8270C
Di-n-octyl phthalate	ND	D12	3900	90	ug/kg dry	20.0	10/15/09 14:10	MKP	9J12076	8270C
Fluoranthene	**580**	D12,J	3900	56	ug/kg dry	20.0	10/15/09 14:10	MKP	9J12076	8270C
Fluorene	ND	D12	3900	89	ug/kg dry	20.0	10/15/09 14:10	MKP	9J12076	8270C
Hexachlorobenzene	ND	D12	3900	190	ug/kg dry	20.0	10/15/09 14:10	MKP	9J12076	8270C
Hexachlorobutadiene	ND	D12	3900	200	ug/kg dry	20.0	10/15/09 14:10	MKP	9J12076	8270C
Hexachlorocyclopentadiene	ND	D12	3900	1200	ug/kg dry	20.0	10/15/09 14:10	MKP	9J12076	8270C
Hexachloroethane	ND	D12	3900	300	ug/kg dry	20.0	10/15/09 14:10	MKP	9J12076	8270C
Indeno(1,2,3-cd)pyrene	ND	D12	3900	110	ug/kg dry	20.0	10/15/09 14:10	MKP	9J12076	8270C
Isophorone	ND	D12	3900	190	ug/kg dry	20.0	10/15/09 14:10	MKP	9J12076	8270C
Naphthalene	ND	D12	3900	64	ug/kg dry	20.0	10/15/09 14:10	MKP	9J12076	8270C
Nitrobenzene	ND	D12	3900	170	ug/kg dry	20.0	10/15/09 14:10	MKP	9J12076	8270C
N-Nitrosodi-n-propylamine	ND	D12	3900	300	ug/kg dry	20.0	10/15/09 14:10	MKP	9J12076	8270C
N-Nitrosodiphenylamine	ND	D12	3900	210	ug/kg dry	20.0	10/15/09 14:10	MKP	9J12076	8270C
Pentachlorophenol	ND	D12	7500	1300	ug/kg dry	20.0	10/15/09 14:10	MKP	9J12076	8270C
Phenanthrene	**430**	D12,J	3900	81	ug/kg dry	20.0	10/15/09 14:10	MKP	9J12076	8270C
Phenol	ND	D12	3900	400	ug/kg dry	20.0	10/15/09 14:10	MKP	9J12076	8270C
Pyrene	**470**	D12,J	3900	25	ug/kg dry	20.0	10/15/09 14:10	MKP	9J12076	8270C
2,4,6-Tribromophenol	*44 %*	*D12*	*Surr Limits: (39-146%)*				*10/15/09 14:10*	*MKP*	*9J12076*	*8270C*
2-Fluorobiphenyl	*75 %*	*D12*	*Surr Limits: (37-120%)*				*10/15/09 14:10*	*MKP*	*9J12076*	*8270C*
2-Fluorophenol	*64 %*	*D12*	*Surr Limits: (18-120%)*				*10/15/09 14:10*	*MKP*	*9J12076*	*8270C*
Nitrobenzene-d5	*70 %*	*D12*	*Surr Limits: (34-132%)*				*10/15/09 14:10*	*MKP*	*9J12076*	*8270C*
Phenol-d5	*68 %*	*D12*	*Surr Limits: (11-120%)*				*10/15/09 14:10*	*MKP*	*9J12076*	*8270C*
p-Terphenyl-d14	*67 %*	*D12*	*Surr Limits: (58-147%)*				*10/15/09 14:10*	*MKP*	*9J12076*	*8270C*
Polychlorinated Biphenyls by EPA Method 8082										
Aroclor 1016	ND	D08	39	7.5	ug/kg dry	2.00	10/13/09 08:59	JxM	9J10009	8082
Aroclor 1221	ND	D08	39	7.5	ug/kg dry	2.00	10/13/09 08:59	JxM	9J10009	8082
Aroclor 1232	ND	D08	39	7.5	ug/kg dry	2.00	10/13/09 08:59	JxM	9J10009	8082
Aroclor 1242	ND	D08	39	8.4	ug/kg dry	2.00	10/13/09 08:59	JxM	9J10009	8082
Aroclor 1248	ND	D08	39	7.6	ug/kg dry	2.00	10/13/09 08:59	JxM	9J10009	8082
Aroclor 1254	ND	D08	39	8.1	ug/kg dry	2.00	10/13/09 08:59	JxM	9J10009	8082
Aroclor 1260	ND	D08	39	8.1	ug/kg dry	2.00	10/13/09 08:59	JxM	9J10009	8082
Decachlorobiphenyl	*136 %*	*D08*	*Surr Limits: (34-148%)*				*10/13/09 08:59*	*JxM*	*9J10009*	*8082*
Tetrachloro-m-xylene	*76 %*	*D08*	*Surr Limits: (35-134%)*				*10/13/09 08:59*	*JxM*	*9J10009*	*8082*
Total Metals by SW 846 Series Methods										
Antimony	ND		17.9	NR	mg/kg dry	1.00	10/14/09 07:17	LMH	9J12050	6010B
Arsenic	**4.6**		2.4	NR	mg/kg dry	1.00	10/14/09 07:17	LMH	9J12050	6010B
Barium	**40.6**		0.596	NR	mg/kg dry	1.00	10/14/09 07:17	LMH	9J12050	6010B
Beryllium	ND		0.238	NR	mg/kg dry	1.00	10/14/09 07:17	LMH	9J12050	6010B
Cadmium	**1.07**		0.238	NR	mg/kg dry	1.00	10/14/09 07:17	LMH	9J12050	6010B
Calcium	**46400**		59.6	NR	mg/kg dry	1.00	10/14/09 07:17	LMH	9J12050	6010B
Chromium	**130**		0.596	NR	mg/kg dry	1.00	10/14/09 07:17	LMH	9J12050	6010B
Cobalt	**5.37**		0.596	NR	mg/kg dry	1.00	10/14/09 07:17	LMH	9J12050	6010B

Benchmark Environmental & Engineering Science
2558 Hamburg Turnpike, Suite 300
Lackawanna, NY 14218

SDG Number: RSJ0652

Project: Benchmark - Globe site
Project Number: TURN

Received: 10/09/09
Reported: 10/28/09 15:41

Analytical Report

Analyte	Sample Result	Data Qualifiers	RL	MDL	Units	Dil Fac	Date Analyzed	Lab Tech	Batch	Method
Client ID: BLIND DUP-4 (RSJ0652-06 - Solid) - cont.						**Sampled: 10/07/09 12:30**		**Recvd: 10/09/09 11:30**		
Total Metals by SW 846 Series Methods - cont.										
Copper	**56.6**		1.2	NR	mg/kg dry	1.00	10/14/09 07:17	LMH	9J12050	6010B
Iron	**14300**		11.9	NR	mg/kg dry	1.00	10/14/09 07:17	LMH	9J12050	6010B
Lead	**87.2**		1.2	NR	mg/kg dry	1.00	10/14/09 07:17	LMH	9J12050	6010B
Manganese	**434**		0.2	NR	mg/kg dry	1.00	10/14/09 07:17	LMH	9J12050	6010B
Nickel	**76.8**		5.96	NR	mg/kg dry	1.00	10/14/09 07:17	LMH	9J12050	6010B
Selenium	ND		4.8	NR	mg/kg dry	1.00	10/14/09 07:17	LMH	9J12050	6010B
Silver	ND		0.596	NR	mg/kg dry	1.00	10/14/09 07:17	LMH	9J12050	6010B
Sodium	ND		167	NR	mg/kg dry	1.00	10/14/09 07:17	LMH	9J12050	6010B
Thallium	ND		7.1	NR	mg/kg dry	1.00	10/14/09 07:17	LMH	9J12050	6010B
Vanadium	**14.4**		0.596	NR	mg/kg dry	1.00	10/14/09 07:17	LMH	9J12050	6010B
Zinc	**623**		2.4	NR	mg/kg dry	1.00	10/14/09 07:17	LMH	9J12050	6010B
Mercury	**0.0217**		0.0215	NR	mg/kg dry	1.00	10/14/09 19:57	MXM	9J13027	7471A
General Chemistry Parameters										
Percent Solids	**85**		0.010	NR	%	1.00	10/12/09 16:44	JR	9J12049	Dry Weight

Benchmark Environmental & Engineering Science
2558 Hamburg Turnpike, Suite 300
Lackawanna, NY 14218

SDG Number: RSJ0652

Project: Benchmark - Globe site
Project Number: TURN

Received: 10/09/09
Reported: 10/28/09 15:41

Analytical Report

Analyte	Sample Result	Data Qualifiers	RL	MDL	Units	Dil Fac	Date Analyzed	Lab Tech	Batch	Method
Client ID: BLIND DUP-4 (RSJ0652-06RE1 - Solid)						**Sampled: 10/07/09 12:30**		**Recvd: 10/09/09 11:30**		
Total Metals by SW 846 Series Methods										
Aluminum	**2790**		12.3	NR	mg/kg dry	1.00	10/16/09 05:54	DAN	9J15016	6010B
Magnesium	**26000**		24.6	NR	mg/kg dry	1.00	10/16/09 05:54	DAN	9J15016	6010B
Potassium	**620**		36.9	NR	mg/kg dry	1.00	10/16/09 05:54	DAN	9J15016	6010B

Benchmark Environmental & Engineering Science
2558 Hamburg Turnpike, Suite 300
Lackawanna, NY 14218

SDG Number: RSJ0652

Project: Benchmark - Globe site
Project Number: TURN

Received: 10/09/09
Reported: 10/28/09 15:41

Analytical Report

Client ID: BLIND-5 (RSJ0655-08 - Solid) — **Sampled: 10/08/09 08:00** — **Recvd: 10/09/09 11:40**

Analyte	Sample Result	Data Qualifiers	RL	MDL	Units	Dil Fac	Date Analyzed	Lab Tech	Batch	Method
Total Metals by SW 846 Series Methods										
Aluminum	**21000**		13.4	NR	mg/kg dry	1.00	10/15/09 13:34	DAN	9J12051	6010B
Antimony	ND		20.1	NR	mg/kg dry	1.00	10/15/09 13:34	DAN	9J12051	6010B
Arsenic	**6.3**		2.7	NR	mg/kg dry	1.00	10/15/09 13:34	DAN	9J12051	6010B
Barium	**172**		0.669	NR	mg/kg dry	1.00	10/15/09 13:34	DAN	9J12051	6010B
Beryllium	**0.637**		0.268	NR	mg/kg dry	1.00	10/15/09 13:34	DAN	9J12051	6010B
Cadmium	**0.405**		0.268	NR	mg/kg dry	1.00	10/15/09 13:34	DAN	9J12051	6010B
Calcium	**14800**		66.9	NR	mg/kg dry	1.00	10/15/09 13:34	DAN	9J12051	6010B
Chromium	**583**		0.669	NR	mg/kg dry	1.00	10/15/09 13:34	DAN	9J12051	6010B
Cobalt	**17.8**		0.669	NR	mg/kg dry	1.00	10/15/09 13:34	DAN	9J12051	6010B
Copper	**141**		1.3	NR	mg/kg dry	1.00	10/15/09 13:34	DAN	9J12051	6010B
Iron	**15400**		13.4	NR	mg/kg dry	1.00	10/15/09 13:34	DAN	9J12051	6010B
Lead	**40.1**		1.3	NR	mg/kg dry	1.00	10/15/09 13:34	DAN	9J12051	6010B
Magnesium	**48300**		26.8	NR	mg/kg dry	1.00	10/15/09 13:34	DAN	9J12051	6010B
Manganese	**2630**		0.3	NR	mg/kg dry	1.00	10/15/09 13:34	DAN	9J12051	6010B
Nickel	**679**		6.69	NR	mg/kg dry	1.00	10/15/09 13:34	DAN	9J12051	6010B
Potassium	**841**		40.1	NR	mg/kg dry	1.00	10/15/09 13:34	DAN	9J12051	6010B
Selenium	ND		5.4	NR	mg/kg dry	1.00	10/15/09 13:34	DAN	9J12051	6010B
Silver	ND		0.669	NR	mg/kg dry	1.00	10/15/09 13:34	DAN	9J12051	6010B
Sodium	**215**		187	NR	mg/kg dry	1.00	10/15/09 13:34	DAN	9J12051	6010B
Thallium	ND		8.0	NR	mg/kg dry	1.00	10/15/09 13:34	DAN	9J12051	6010B
Vanadium	**25.1**		0.669	NR	mg/kg dry	1.00	10/15/09 13:34	DAN	9J12051	6010B
Zinc	**174**		2.7	NR	mg/kg dry	1.00	10/15/09 13:34	DAN	9J12051	6010B
Mercury	ND		0.0272	NR	mg/kg dry	1.00	10/14/09 20:28	MXM	9J13027	7471A
General Chemistry Parameters										
Percent Solids	**74**		0.010	NR	%	1.00	10/12/09 17:08	JR	9J12049	Dry Weight

Benchmark Environmental & Engineering Science
2558 Hamburg Turnpike, Suite 300
Lackawanna, NY 14218

SDG Number: RSJ0652

Project: Benchmark - Globe site
Project Number: TURN

Received: 10/09/09
Reported: 10/28/09 15:41

Analytical Report

Client ID: BLIND-5 (RSJ0655-08RE1 - Solid) **Sampled: 10/08/09 08:00** **Recvd: 10/09/09 11:40**

Semivolatile Organics by GC/MS

Analyte	Sample Result	Data Qualifiers	RL	MDL	Units	Dil Fac	Date Analyzed	Lab Tech	Batch	Method
2,4,5-Trichlorophenol	ND	D10	1100	240	ug/kg dry	5.00	10/22/09 20:53	MKP	9J21042	8270C
2,4,6-Trichlorophenol	ND	D10	1100	73	ug/kg dry	5.00	10/22/09 20:53	MKP	9J21042	8270C
2,4-Dichlorophenol	ND	D10	1100	58	ug/kg dry	5.00	10/22/09 20:53	MKP	9J21042	8270C
2,4-Dimethylphenol	ND	D10	1100	300	ug/kg dry	5.00	10/22/09 20:53	MKP	9J21042	8270C
2,4-Dinitrophenol	ND	D10	2200	390	ug/kg dry	5.00	10/22/09 20:53	MKP	9J21042	8270C
2,4-Dinitrotoluene	ND	D10	1100	170	ug/kg dry	5.00	10/22/09 20:53	MKP	9J21042	8270C
2,6-Dinitrotoluene	ND	D10	1100	270	ug/kg dry	5.00	10/22/09 20:53	MKP	9J21042	8270C
2-Chloronaphthalene	ND	D10	1100	75	ug/kg dry	5.00	10/22/09 20:53	MKP	9J21042	8270C
2-Chlorophenol	ND	D10	1100	57	ug/kg dry	5.00	10/22/09 20:53	MKP	9J21042	8270C
2-Methylnaphthalene	ND	D10	1100	13	ug/kg dry	5.00	10/22/09 20:53	MKP	9J21042	8270C
2-Methylphenol	ND	D10	1100	34	ug/kg dry	5.00	10/22/09 20:53	MKP	9J21042	8270C
2-Nitroaniline	ND	D10	2200	360	ug/kg dry	5.00	10/22/09 20:53	MKP	9J21042	8270C
2-Nitrophenol	ND	D10	1100	51	ug/kg dry	5.00	10/22/09 20:53	MKP	9J21042	8270C
3,3'-Dichlorobenzidine	ND	D10	1100	970	ug/kg dry	5.00	10/22/09 20:53	MKP	9J21042	8270C
3-Nitroaniline	ND	D10	2200	260	ug/kg dry	5.00	10/22/09 20:53	MKP	9J21042	8270C
4,6-Dinitro-2-methylphenol	ND	D10	2200	380	ug/kg dry	5.00	10/22/09 20:53	MKP	9J21042	8270C
4-Bromophenyl phenyl ether	ND	D10	1100	350	ug/kg dry	5.00	10/22/09 20:53	MKP	9J21042	8270C
4-Chloro-3-methylphenol	ND	D10	1100	46	ug/kg dry	5.00	10/22/09 20:53	MKP	9J21042	8270C
4-Chloroaniline	ND	D10	1100	330	ug/kg dry	5.00	10/22/09 20:53	MKP	9J21042	8270C
4-Chlorophenyl phenyl ether	ND	D10	1100	24	ug/kg dry	5.00	10/22/09 20:53	MKP	9J21042	8270C
4-Methylphenol	ND	D10	1100	62	ug/kg dry	5.00	10/22/09 20:53	MKP	9J21042	8270C
4-Nitroaniline	ND	D10	2200	120	ug/kg dry	5.00	10/22/09 20:53	MKP	9J21042	8270C
4-Nitrophenol	ND	D10	2200	270	ug/kg dry	5.00	10/22/09 20:53	MKP	9J21042	8270C
Acenaphthene	ND	D10	1100	13	ug/kg dry	5.00	10/22/09 20:53	MKP	9J21042	8270C
Acenaphthylene	ND	D10	1100	9.1	ug/kg dry	5.00	10/22/09 20:53	MKP	9J21042	8270C
Acetophenone	ND	D10	1100	57	ug/kg dry	5.00	10/22/09 20:53	MKP	9J21042	8270C
Anthracene	**220**	D10,J	1100	28	ug/kg dry	5.00	10/22/09 20:53	MKP	9J21042	8270C
Atrazine	ND	D10	1100	49	ug/kg dry	5.00	10/22/09 20:53	MKP	9J21042	8270C
Benzaldehyde	ND	D10	1100	120	ug/kg dry	5.00	10/22/09 20:53	MKP	9J21042	8270C
Benzo(a)anthracene	**250**	D10,J	1100	19	ug/kg dry	5.00	10/22/09 20:53	MKP	9J21042	8270C
Benzo(a)pyrene	**320**	D10,J	1100	27	ug/kg dry	5.00	10/22/09 20:53	MKP	9J21042	8270C
Benzo(b)fluoranthene	**380**	D10,J	1100	22	ug/kg dry	5.00	10/22/09 20:53	MKP	9J21042	8270C
Benzo(ghi)perylene	**210**	D10,J	1100	13	ug/kg dry	5.00	10/22/09 20:53	MKP	9J21042	8270C
Benzo(k)fluoranthene	**120**	D10,J	1100	12	ug/kg dry	5.00	10/22/09 20:53	MKP	9J21042	8270C
Biphenyl	ND	D10	1100	69	ug/kg dry	5.00	10/22/09 20:53	MKP	9J21042	8270C
Bis(2-chloroethoxy)methane	ND	D10	1100	60	ug/kg dry	5.00	10/22/09 20:53	MKP	9J21042	8270C
Bis(2-chloroethyl)ether	ND	D10	1100	96	ug/kg dry	5.00	10/22/09 20:53	MKP	9J21042	8270C
2,2'-Oxybis(1-Chloropropane)	ND	D10	1100	120	ug/kg dry	5.00	10/22/09 20:53	MKP	9J21042	8270C
Bis(2-ethylhexyl) phthalate	ND	D10	1100	360	ug/kg dry	5.00	10/22/09 20:53	MKP	9J21042	8270C
Butyl benzyl phthalate	ND	D10	1100	300	ug/kg dry	5.00	10/22/09 20:53	MKP	9J21042	8270C
Caprolactam	ND	D10	1100	480	ug/kg dry	5.00	10/22/09 20:53	MKP	9J21042	8270C
Carbazole	ND	D10	1100	13	ug/kg dry	5.00	10/22/09 20:53	MKP	9J21042	8270C
Chrysene	**290**	D10,J	1100	11	ug/kg dry	5.00	10/22/09 20:53	MKP	9J21042	8270C
Dibenzo(a,h)anthracene	ND	D10	1100	13	ug/kg dry	5.00	10/22/09 20:53	MKP	9J21042	8270C
Dibenzofuran	ND	D10	1100	12	ug/kg dry	5.00	10/22/09 20:53	MKP	9J21042	8270C

Benchmark Environmental & Engineering Science
2558 Hamburg Turnpike, Suite 300
Lackawanna, NY 14218

SDG Number: RSJ0652

Project: Benchmark - Globe site
Project Number: TURN

Received: 10/09/09
Reported: 10/28/09 15:41

Analytical Report

Analyte	Sample Result	Data Qualifiers	RL	MDL	Units	Dil Fac	Date Analyzed	Lab Tech	Batch	Method
Client ID: BLIND-5 (RSJ0655-08RE1 - Solid) - cont.						**Sampled: 10/08/09 08:00**		**Recvd: 10/09/09 11:40**		
Semivolatile Organics by GC/MS - cont.										
Diethyl phthalate	ND	D10	1100	34	ug/kg dry	5.00	10/22/09 20:53	MKP	9J21042	8270C
Dimethyl phthalate	ND	D10	1100	29	ug/kg dry	5.00	10/22/09 20:53	MKP	9J21042	8270C
Di-n-butyl phthalate	ND	D10	1100	380	ug/kg dry	5.00	10/22/09 20:53	MKP	9J21042	8270C
Di-n-octyl phthalate	ND	D10	1100	26	ug/kg dry	5.00	10/22/09 20:53	MKP	9J21042	8270C
Fluoranthene	**420**	D10,J	1100	16	ug/kg dry	5.00	10/22/09 20:53	MKP	9J21042	8270C
Fluorene	ND	D10	1100	26	ug/kg dry	5.00	10/22/09 20:53	MKP	9J21042	8270C
Hexachlorobenzene	ND	D10	1100	55	ug/kg dry	5.00	10/22/09 20:53	MKP	9J21042	8270C
Hexachlorobutadiene	ND	D10	1100	57	ug/kg dry	5.00	10/22/09 20:53	MKP	9J21042	8270C
Hexachlorocyclopentadiene	ND	D10	1100	340	ug/kg dry	5.00	10/22/09 20:53	MKP	9J21042	8270C
Hexachloroethane	ND	D10	1100	86	ug/kg dry	5.00	10/22/09 20:53	MKP	9J21042	8270C
Indeno(1,2,3-cd)pyrene	**180**	D10,J	1100	31	ug/kg dry	5.00	10/22/09 20:53	MKP	9J21042	8270C
Isophorone	ND	D10	1100	56	ug/kg dry	5.00	10/22/09 20:53	MKP	9J21042	8270C
Naphthalene	ND	D10	1100	18	ug/kg dry	5.00	10/22/09 20:53	MKP	9J21042	8270C
Nitrobenzene	ND	D10	1100	49	ug/kg dry	5.00	10/22/09 20:53	MKP	9J21042	8270C
N-Nitrosodi-n-propylamine	ND	D10	1100	88	ug/kg dry	5.00	10/22/09 20:53	MKP	9J21042	8270C
N-Nitrosodiphenylamine	ND	D10,L	1100	61	ug/kg dry	5.00	10/22/09 20:53	MKP	9J21042	8270C
Pentachlorophenol	ND	D10	2200	380	ug/kg dry	5.00	10/22/09 20:53	MKP	9J21042	8270C
Phenanthrene	**230**	D10,J	1100	23	ug/kg dry	5.00	10/22/09 20:53	MKP	9J21042	8270C
Phenol	ND	D10	1100	120	ug/kg dry	5.00	10/22/09 20:53	MKP	9J21042	8270C
Pyrene	**350**	D10,J	1100	7.2	ug/kg dry	5.00	10/22/09 20:53	MKP	9J21042	8270C
2,4,6-Tribromophenol	*74 %*	*D10*	*Surr Limits: (39-146%)*				*10/22/09 20:53*	*MKP*	*9J21042*	*8270C*
2-Fluorobiphenyl	*77 %*	*D10*	*Surr Limits: (37-120%)*				*10/22/09 20:53*	*MKP*	*9J21042*	*8270C*
2-Fluorophenol	*59 %*	*D10*	*Surr Limits: (18-120%)*				*10/22/09 20:53*	*MKP*	*9J21042*	*8270C*
Nitrobenzene-d5	*72 %*	*D10*	*Surr Limits: (34-132%)*				*10/22/09 20:53*	*MKP*	*9J21042*	*8270C*
Phenol-d5	*69 %*	*D10*	*Surr Limits: (11-120%)*				*10/22/09 20:53*	*MKP*	*9J21042*	*8270C*
p-Terphenyl-d14	*77 %*	*D10*	*Surr Limits: (58-147%)*				*10/22/09 20:53*	*MKP*	*9J21042*	*8270C*

Benchmark Environmental & Engineering Science
2558 Hamburg Turnpike, Suite 300
Lackawanna, NY 14218

SDG Number: RSJ0652

Project: Benchmark - Globe site
Project Number: TURN

Received: 10/09/09
Reported: 10/28/09 15:41

Analytical Report

Client ID: SS-15 (RSJ0652-01 - Solid) — **Sampled: 10/07/09 13:35** — **Recvd: 10/09/09 11:30**

Semivolatile Organics by GC/MS

Analyte	Sample Result	Data Qualifiers	RL	MDL	Units	Dil Fac	Date Analyzed	Lab Tech	Batch	Method
2,4,5-Trichlorophenol	ND	D10	9700	2100	ug/kg dry	40.0	10/14/09 15:41	JLG	9J12076	8270C
2,4,6-Trichlorophenol	ND	D10	9700	630	ug/kg dry	40.0	10/14/09 15:41	JLG	9J12076	8270C
2,4-Dichlorophenol	ND	D10	9700	500	ug/kg dry	40.0	10/14/09 15:41	JLG	9J12076	8270C
2,4-Dimethylphenol	ND	D10	9700	2600	ug/kg dry	40.0	10/14/09 15:41	JLG	9J12076	8270C
2,4-Dinitrophenol	ND	D10	19000	3400	ug/kg dry	40.0	10/14/09 15:41	JLG	9J12076	8270C
2,4-Dinitrotoluene	ND	D10	9700	1500	ug/kg dry	40.0	10/14/09 15:41	JLG	9J12076	8270C
2,6-Dinitrotoluene	ND	D10	9700	2400	ug/kg dry	40.0	10/14/09 15:41	JLG	9J12076	8270C
2-Chloronaphthalene	ND	D10	9700	640	ug/kg dry	40.0	10/14/09 15:41	JLG	9J12076	8270C
2-Chlorophenol	ND	D10	9700	490	ug/kg dry	40.0	10/14/09 15:41	JLG	9J12076	8270C
2-Methylnaphthalene	**780**	D10,J	9700	120	ug/kg dry	40.0	10/14/09 15:41	JLG	9J12076	8270C
2-Methylphenol	ND	D10	9700	300	ug/kg dry	40.0	10/14/09 15:41	JLG	9J12076	8270C
2-Nitroaniline	ND	D10	19000	3100	ug/kg dry	40.0	10/14/09 15:41	JLG	9J12076	8270C
2-Nitrophenol	ND	D10	9700	440	ug/kg dry	40.0	10/14/09 15:41	JLG	9J12076	8270C
3,3'-Dichlorobenzidine	ND	D10	9700	8400	ug/kg dry	40.0	10/14/09 15:41	JLG	9J12076	8270C
3-Nitroaniline	ND	D10	19000	2200	ug/kg dry	40.0	10/14/09 15:41	JLG	9J12076	8270C
4,6-Dinitro-2-methylphenol	ND	D10	19000	3300	ug/kg dry	40.0	10/14/09 15:41	JLG	9J12076	8270C
4-Bromophenyl phenyl ether	ND	D10	9700	3100	ug/kg dry	40.0	10/14/09 15:41	JLG	9J12076	8270C
4-Chloro-3-methylphenol	ND	D10	9700	400	ug/kg dry	40.0	10/14/09 15:41	JLG	9J12076	8270C
4-Chloroaniline	ND	D10	9700	2800	ug/kg dry	40.0	10/14/09 15:41	JLG	9J12076	8270C
4-Chlorophenyl phenyl ether	ND	D10	9700	200	ug/kg dry	40.0	10/14/09 15:41	JLG	9J12076	8270C
4-Methylphenol	ND	D10	9700	530	ug/kg dry	40.0	10/14/09 15:41	JLG	9J12076	8270C
4-Nitroaniline	ND	D10	19000	1100	ug/kg dry	40.0	10/14/09 15:41	JLG	9J12076	8270C
4-Nitrophenol	ND	D10	19000	2300	ug/kg dry	40.0	10/14/09 15:41	JLG	9J12076	8270C
Acenaphthene	**660**	D10,J	9700	110	ug/kg dry	40.0	10/14/09 15:41	JLG	9J12076	8270C
Acenaphthylene	ND	D10	9700	79	ug/kg dry	40.0	10/14/09 15:41	JLG	9J12076	8270C
Acetophenone	ND	D10	9700	490	ug/kg dry	40.0	10/14/09 15:41	JLG	9J12076	8270C
Anthracene	ND	D10	9700	250	ug/kg dry	40.0	10/14/09 15:41	JLG	9J12076	8270C
Atrazine	ND	D10	9700	430	ug/kg dry	40.0	10/14/09 15:41	JLG	9J12076	8270C
Benzaldehyde	ND	D10	9700	1100	ug/kg dry	40.0	10/14/09 15:41	JLG	9J12076	8270C
Benzo(a)anthracene	**1500**	D10,J	9700	170	ug/kg dry	40.0	10/14/09 15:41	JLG	9J12076	8270C
Benzo(a)pyrene	ND	D10	9700	230	ug/kg dry	40.0	10/14/09 15:41	JLG	9J12076	8270C
Benzo(b)fluoranthene	**1800**	D10,J	9700	190	ug/kg dry	40.0	10/14/09 15:41	JLG	9J12076	8270C
Benzo(ghi)perylene	ND	D10	9700	120	ug/kg dry	40.0	10/14/09 15:41	JLG	9J12076	8270C
Benzo(k)fluoranthene	**630**	D10,J	9700	110	ug/kg dry	40.0	10/14/09 15:41	JLG	9J12076	8270C
Biphenyl	ND	D10	9700	600	ug/kg dry	40.0	10/14/09 15:41	JLG	9J12076	8270C
Bis(2-chloroethoxy)methane	ND	D10	9700	520	ug/kg dry	40.0	10/14/09 15:41	JLG	9J12076	8270C
Bis(2-chloroethyl)ether	ND	D10	9700	830	ug/kg dry	40.0	10/14/09 15:41	JLG	9J12076	8270C
2,2'-Oxybis(1-Chloropropane)	ND	D10	9700	1000	ug/kg dry	40.0	10/14/09 15:41	JLG	9J12076	8270C
Bis(2-ethylhexyl) phthalate	ND	D10	9700	3100	ug/kg dry	40.0	10/14/09 15:41	JLG	9J12076	8270C
Butyl benzyl phthalate	ND	D10	9700	2600	ug/kg dry	40.0	10/14/09 15:41	JLG	9J12076	8270C
Caprolactam	ND	D10	9700	4200	ug/kg dry	40.0	10/14/09 15:41	JLG	9J12076	8270C
Carbazole	ND	D10	9700	110	ug/kg dry	40.0	10/14/09 15:41	JLG	9J12076	8270C
Chrysene	**2000**	D10,J	9700	96	ug/kg dry	40.0	10/14/09 15:41	JLG	9J12076	8270C
Dibenzo(a,h)anthracene	ND	D10	9700	110	ug/kg dry	40.0	10/14/09 15:41	JLG	9J12076	8270C
Dibenzofuran	**720**	D10,J	9700	100	ug/kg dry	40.0	10/14/09 15:41	JLG	9J12076	8270C

Benchmark Environmental & Engineering Science
2558 Hamburg Turnpike, Suite 300
Lackawanna, NY 14218

SDG Number: RSJ0652

Project: Benchmark - Globe site
Project Number: TURN

Received: 10/09/09
Reported: 10/28/09 15:41

Analytical Report

Client ID: SS-15 (RSJ0652-01 - Solid) - cont. **Sampled: 10/07/09 13:35** **Recvd: 10/09/09 11:30**

Analyte	Sample Result	Data Qualifiers	RL	MDL	Units	Dil Fac	Date Analyzed	Lab Tech	Batch	Method
Semivolatile Organics by GC/MS - cont.										
Diethyl phthalate	ND	D10	9700	290	ug/kg dry	40.0	10/14/09 15:41	JLG	9J12076	8270C
Dimethyl phthalate	ND	D10	9700	250	ug/kg dry	40.0	10/14/09 15:41	JLG	9J12076	8270C
Di-n-butyl phthalate	ND	D10	9700	3300	ug/kg dry	40.0	10/14/09 15:41	JLG	9J12076	8270C
Di-n-octyl phthalate	ND	D10	9700	220	ug/kg dry	40.0	10/14/09 15:41	JLG	9J12076	8270C
Fluoranthene	**3800**	D10,J	9700	140	ug/kg dry	40.0	10/14/09 15:41	JLG	9J12076	8270C
Fluorene	ND	D10	9700	220	ug/kg dry	40.0	10/14/09 15:41	JLG	9J12076	8270C
Hexachlorobenzene	ND	D10	9700	480	ug/kg dry	40.0	10/14/09 15:41	JLG	9J12076	8270C
Hexachlorobutadiene	ND	D10	9700	490	ug/kg dry	40.0	10/14/09 15:41	JLG	9J12076	8270C
Hexachlorocyclopentadiene	ND	D10	9700	2900	ug/kg dry	40.0	10/14/09 15:41	JLG	9J12076	8270C
Hexachloroethane	ND	D10	9700	740	ug/kg dry	40.0	10/14/09 15:41	JLG	9J12076	8270C
Indeno(1,2,3-cd)pyrene	ND	D10	9700	270	ug/kg dry	40.0	10/14/09 15:41	JLG	9J12076	8270C
Isophorone	ND	D10	9700	480	ug/kg dry	40.0	10/14/09 15:41	JLG	9J12076	8270C
Naphthalene	ND	D10	9700	160	ug/kg dry	40.0	10/14/09 15:41	JLG	9J12076	8270C
Nitrobenzene	ND	D10	9700	430	ug/kg dry	40.0	10/14/09 15:41	JLG	9J12076	8270C
N-Nitrosodi-n-propylamine	ND	D10	9700	760	ug/kg dry	40.0	10/14/09 15:41	JLG	9J12076	8270C
N-Nitrosodiphenylamine	ND	D10	9700	530	ug/kg dry	40.0	10/14/09 15:41	JLG	9J12076	8270C
Pentachlorophenol	ND	D10	19000	3300	ug/kg dry	40.0	10/14/09 15:41	JLG	9J12076	8270C
Phenanthrene	**3500**	D10,J	9700	200	ug/kg dry	40.0	10/14/09 15:41	JLG	9J12076	8270C
Phenol	ND	D10	9700	1000	ug/kg dry	40.0	10/14/09 15:41	JLG	9J12076	8270C
Pyrene	**2600**	D10,J	9700	62	ug/kg dry	40.0	10/14/09 15:41	JLG	9J12076	8270C
2,4,6-Tribromophenol	*29 %*	*D10,Z6*	*Surr Limits: (39-146%)*				*10/14/09 15:41*	*JLG*	*9J12076*	*8270C*
2-Fluorobiphenyl	*68 %*	*D10*	*Surr Limits: (37-120%)*				*10/14/09 15:41*	*JLG*	*9J12076*	*8270C*
2-Fluorophenol	*43 %*	*D10*	*Surr Limits: (18-120%)*				*10/14/09 15:41*	*JLG*	*9J12076*	*8270C*
Nitrobenzene-d5	*58 %*	*D10*	*Surr Limits: (34-132%)*				*10/14/09 15:41*	*JLG*	*9J12076*	*8270C*
Phenol-d5	*54 %*	*D10*	*Surr Limits: (11-120%)*				*10/14/09 15:41*	*JLG*	*9J12076*	*8270C*
p-Terphenyl-d14	*59 %*	*D10*	*Surr Limits: (58-147%)*				*10/14/09 15:41*	*JLG*	*9J12076*	*8270C*
Polychlorinated Biphenyls by EPA Method 8082										
Aroclor 1016	ND		23	4.5	ug/kg dry	1.00	10/13/09 08:14	JxM	9J10009	8082
Aroclor 1221	ND		23	4.5	ug/kg dry	1.00	10/13/09 08:14	JxM	9J10009	8082
Aroclor 1232	ND		23	4.5	ug/kg dry	1.00	10/13/09 08:14	JxM	9J10009	8082
Aroclor 1242	ND		23	5.0	ug/kg dry	1.00	10/13/09 08:14	JxM	9J10009	8082
Aroclor 1248	**120**		23	4.6	ug/kg dry	1.00	10/13/09 08:14	JxM	9J10009	8082
Aroclor 1254	ND		23	4.9	ug/kg dry	1.00	10/13/09 08:14	JxM	9J10009	8082
Aroclor 1260	ND		23	4.9	ug/kg dry	1.00	10/13/09 08:14	JxM	9J10009	8082
Decachlorobiphenyl	*97 %*		*Surr Limits: (34-148%)*				*10/13/09 08:14*	*JxM*	*9J10009*	*8082*
Tetrachloro-m-xylene	*65 %*		*Surr Limits: (35-134%)*				*10/13/09 08:14*	*JxM*	*9J10009*	*8082*
Total Metals by SW 846 Series Methods										
Antimony	ND		21.8	NR	mg/kg dry	1.00	10/14/09 06:43	LMH	9J12050	6010B
Arsenic	**7.1**		2.9	NR	mg/kg dry	1.00	10/14/09 06:43	LMH	9J12050	6010B
Barium	**65.9**		0.725	NR	mg/kg dry	1.00	10/14/09 06:43	LMH	9J12050	6010B
Beryllium	ND		0.290	NR	mg/kg dry	1.00	10/14/09 06:43	LMH	9J12050	6010B
Cadmium	**4.95**		0.290	NR	mg/kg dry	1.00	10/14/09 06:43	LMH	9J12050	6010B
Calcium	**58300**		72.5	NR	mg/kg dry	1.00	10/14/09 06:43	LMH	9J12050	6010B
Chromium	**237**		0.725	NR	mg/kg dry	1.00	10/14/09 06:43	LMH	9J12050	6010B
Cobalt	**5.95**		0.725	NR	mg/kg dry	1.00	10/14/09 06:43	LMH	9J12050	6010B

Benchmark Environmental & Engineering Science
2558 Hamburg Turnpike, Suite 300
Lackawanna, NY 14218

SDG Number: RSJ0652

Project: Benchmark - Globe site
Project Number: TURN

Received: 10/09/09
Reported: 10/28/09 15:41

Analytical Report

Analyte	Sample Result	Data Qualifiers	RL	MDL	Units	Dil Fac	Date Analyzed	Lab Tech	Batch	Method
Client ID: SS-15 (RSJ0652-01 - Solid) - cont.						**Sampled: 10/07/09 13:35**		**Recvd: 10/09/09 11:30**		
Total Metals by SW 846 Series Methods - cont.										
Copper	**140**		1.5	NR	mg/kg dry	1.00	10/14/09 06:43	LMH	9J12050	6010B
Iron	**41100**		14.5	NR	mg/kg dry	1.00	10/14/09 06:43	LMH	9J12050	6010B
Lead	**75.7**		1.5	NR	mg/kg dry	1.00	10/14/09 06:43	LMH	9J12050	6010B
Manganese	**966**		0.3	NR	mg/kg dry	1.00	10/14/09 06:43	LMH	9J12050	6010B
Nickel	**171**		7.25	NR	mg/kg dry	1.00	10/14/09 06:43	LMH	9J12050	6010B
Selenium	ND		5.8	NR	mg/kg dry	1.00	10/14/09 06:43	LMH	9J12050	6010B
Silver	ND		0.725	NR	mg/kg dry	1.00	10/14/09 06:43	LMH	9J12050	6010B
Sodium	**265**		203	NR	mg/kg dry	1.00	10/14/09 06:43	LMH	9J12050	6010B
Thallium	ND		8.7	NR	mg/kg dry	1.00	10/14/09 06:43	LMH	9J12050	6010B
Vanadium	**7.54**		0.725	NR	mg/kg dry	1.00	10/14/09 06:43	LMH	9J12050	6010B
Zinc	**3500**	D08	14.5	NR	mg/kg dry	5.00	10/14/09 16:41	LMH	9J12050	6010B
Mercury	**0.0399**		0.0279	NR	mg/kg dry	1.00	10/14/09 19:47	MXM	9J13027	7471A
General Chemistry Parameters										
Percent Solids	**70**		0.010	NR	%	1.00	10/12/09 16:38	JR	9J12049	Dry Weight

Benchmark Environmental & Engineering Science
2558 Hamburg Turnpike, Suite 300
Lackawanna, NY 14218

SDG Number: RSJ0652

Project: Benchmark - Globe site
Project Number: TURN

Received: 10/09/09
Reported: 10/28/09 15:41

Analytical Report

Analyte	Sample Result	Data Qualifiers	RL	MDL	Units	Dil Fac	Date Analyzed	Lab Tech	Batch	Method
Client ID: SS-15 (RSJ0652-01RE1 - Solid)						**Sampled: 10/07/09 13:35**		**Recvd: 10/09/09 11:30**		
Total Metals by SW 846 Series Methods										
Aluminum	**2290**		13.9	NR	mg/kg dry	1.00	10/16/09 05:06	DAN	9J15016	6010B
Magnesium	**36300**		27.8	NR	mg/kg dry	1.00	10/16/09 05:06	DAN	9J15016	6010B
Potassium	**670**		41.7	NR	mg/kg dry	1.00	10/16/09 05:06	DAN	9J15016	6010B

Benchmark Environmental & Engineering Science
2558 Hamburg Turnpike, Suite 300
Lackawanna, NY 14218

SDG Number: RSJ0652

Project: Benchmark - Globe site
Project Number: TURN

Received: 10/09/09
Reported: 10/28/09 15:41

Analytical Report

Client ID: SS-16 (RSJ0652-02 - Solid) — **Sampled: 10/07/09 13:43** — **Recvd: 10/09/09 11:30**

Semivolatile Organics by GC/MS

Analyte	Sample Result	Data Qualifiers	RL	MDL	Units	Dil Fac	Date Analyzed	Lab Tech	Batch	Method
2,4,5-Trichlorophenol	ND	D10,M8	4500	980	ug/kg dry	20.0	10/14/09 16:05	JLG	9J12076	8270C
2,4,6-Trichlorophenol	ND	D10,M8	4500	300	ug/kg dry	20.0	10/14/09 16:05	JLG	9J12076	8270C
2,4-Dichlorophenol	ND	D10	4500	240	ug/kg dry	20.0	10/14/09 16:05	JLG	9J12076	8270C
2,4-Dimethylphenol	ND	D10	4500	1200	ug/kg dry	20.0	10/14/09 16:05	JLG	9J12076	8270C
2,4-Dinitrophenol	ND	D10,M8	8800	1600	ug/kg dry	20.0	10/14/09 16:05	JLG	9J12076	8270C
2,4-Dinitrotoluene	ND	D10	4500	700	ug/kg dry	20.0	10/14/09 16:05	JLG	9J12076	8270C
2,6-Dinitrotoluene	ND	D10	4500	1100	ug/kg dry	20.0	10/14/09 16:05	JLG	9J12076	8270C
2-Chloronaphthalene	ND	D10	4500	300	ug/kg dry	20.0	10/14/09 16:05	JLG	9J12076	8270C
2-Chlorophenol	ND	D10	4500	230	ug/kg dry	20.0	10/14/09 16:05	JLG	9J12076	8270C
2-Methylnaphthalene	ND	D10	4500	55	ug/kg dry	20.0	10/14/09 16:05	JLG	9J12076	8270C
2-Methylphenol	ND	D10	4500	140	ug/kg dry	20.0	10/14/09 16:05	JLG	9J12076	8270C
2-Nitroaniline	ND	D10,M8	8800	1400	ug/kg dry	20.0	10/14/09 16:05	JLG	9J12076	8270C
2-Nitrophenol	ND	D10	4500	210	ug/kg dry	20.0	10/14/09 16:05	JLG	9J12076	8270C
3,3'-Dichlorobenzidine	ND	D10,M8	4500	4000	ug/kg dry	20.0	10/14/09 16:05	JLG	9J12076	8270C
3-Nitroaniline	ND	D10,M8	8800	1000	ug/kg dry	20.0	10/14/09 16:05	JLG	9J12076	8270C
4,6-Dinitro-2-methylphenol	ND	D10	8800	1600	ug/kg dry	20.0	10/14/09 16:05	JLG	9J12076	8270C
4-Bromophenyl phenyl ether	ND	D10	4500	1400	ug/kg dry	20.0	10/14/09 16:05	JLG	9J12076	8270C
4-Chloro-3-methylphenol	ND	D10	4500	190	ug/kg dry	20.0	10/14/09 16:05	JLG	9J12076	8270C
4-Chloroaniline	ND	D10	4500	1300	ug/kg dry	20.0	10/14/09 16:05	JLG	9J12076	8270C
4-Chlorophenyl phenyl ether	ND	D10	4500	96	ug/kg dry	20.0	10/14/09 16:05	JLG	9J12076	8270C
4-Methylphenol	ND	D10	4500	250	ug/kg dry	20.0	10/14/09 16:05	JLG	9J12076	8270C
4-Nitroaniline	ND	D10,M8	8800	500	ug/kg dry	20.0	10/14/09 16:05	JLG	9J12076	8270C
4-Nitrophenol	ND	D10,M8	8800	1100	ug/kg dry	20.0	10/14/09 16:05	JLG	9J12076	8270C
Acenaphthene	ND	D10	4500	53	ug/kg dry	20.0	10/14/09 16:05	JLG	9J12076	8270C
Acenaphthylene	ND	D10	4500	37	ug/kg dry	20.0	10/14/09 16:05	JLG	9J12076	8270C
Acetophenone	ND	D10	4500	230	ug/kg dry	20.0	10/14/09 16:05	JLG	9J12076	8270C
Anthracene	ND	D10	4500	120	ug/kg dry	20.0	10/14/09 16:05	JLG	9J12076	8270C
Atrazine	ND	D10,M8	4500	200	ug/kg dry	20.0	10/14/09 16:05	JLG	9J12076	8270C
Benzaldehyde	ND	D10	4500	490	ug/kg dry	20.0	10/14/09 16:05	JLG	9J12076	8270C
Benzo(a)anthracene	**420**	D10,J	4500	78	ug/kg dry	20.0	10/14/09 16:05	JLG	9J12076	8270C
Benzo(a)pyrene	ND	D10	4500	110	ug/kg dry	20.0	10/14/09 16:05	JLG	9J12076	8270C
Benzo(b)fluoranthene	**660**	D10,J	4500	88	ug/kg dry	20.0	10/14/09 16:05	JLG	9J12076	8270C
Benzo(ghi)perylene	ND	D10	4500	54	ug/kg dry	20.0	10/14/09 16:05	JLG	9J12076	8270C
Benzo(k)fluoranthene	ND	D10	4500	50	ug/kg dry	20.0	10/14/09 16:05	JLG	9J12076	8270C
Biphenyl	ND	D10	4500	280	ug/kg dry	20.0	10/14/09 16:05	JLG	9J12076	8270C
Bis(2-chloroethoxy)methane	ND	D10,M8	4500	250	ug/kg dry	20.0	10/14/09 16:05	JLG	9J12076	8270C
Bis(2-chloroethyl)ether	ND	D10	4500	390	ug/kg dry	20.0	10/14/09 16:05	JLG	9J12076	8270C
2,2'-Oxybis(1-Chloropropane)	ND	D10	4500	470	ug/kg dry	20.0	10/14/09 16:05	JLG	9J12076	8270C
Bis(2-ethylhexyl) phthalate	ND	D10	4500	1500	ug/kg dry	20.0	10/14/09 16:05	JLG	9J12076	8270C
Butyl benzyl phthalate	ND	D10,M8	4500	1200	ug/kg dry	20.0	10/14/09 16:05	JLG	9J12076	8270C
Caprolactam	ND	D10	4500	2000	ug/kg dry	20.0	10/14/09 16:05	JLG	9J12076	8270C
Carbazole	ND	D10	4500	52	ug/kg dry	20.0	10/14/09 16:05	JLG	9J12076	8270C
Chrysene	**440**	D10,J	4500	45	ug/kg dry	20.0	10/14/09 16:05	JLG	9J12076	8270C
Dibenzo(a,h)anthracene	ND	D10	4500	53	ug/kg dry	20.0	10/14/09 16:05	JLG	9J12076	8270C
Dibenzofuran	ND	D10	4500	47	ug/kg dry	20.0	10/14/09 16:05	JLG	9J12076	8270C

Benchmark Environmental & Engineering Science
2558 Hamburg Turnpike, Suite 300
Lackawanna, NY 14218

SDG Number: RSJ0652

Project: Benchmark - Globe site
Project Number: TURN

Received: 10/09/09
Reported: 10/28/09 15:41

Analytical Report

Client ID: SS-16 (RSJ0652-02 - Solid) - cont. **Sampled: 10/07/09 13:43** **Recvd: 10/09/09 11:30**

Analyte	Sample Result	Data Qualifiers	RL	MDL	Units	Dil Fac	Date Analyzed	Lab Tech	Batch	Method
Semivolatile Organics by GC/MS - cont.										
Diethyl phthalate	ND	D10	4500	140	ug/kg dry	20.0	10/14/09 16:05	JLG	9J12076	8270C
Dimethyl phthalate	ND	D10	4500	120	ug/kg dry	20.0	10/14/09 16:05	JLG	9J12076	8270C
Di-n-butyl phthalate	ND	D10	4500	1600	ug/kg dry	20.0	10/14/09 16:05	JLG	9J12076	8270C
Di-n-octyl phthalate	ND	D10,M8	4500	110	ug/kg dry	20.0	10/14/09 16:05	JLG	9J12076	8270C
Fluoranthene	**590**	D10,J	4500	65	ug/kg dry	20.0	10/14/09 16:05	JLG	9J12076	8270C
Fluorene	ND	D10	4500	100	ug/kg dry	20.0	10/14/09 16:05	JLG	9J12076	8270C
Hexachlorobenzene	ND	D10	4500	220	ug/kg dry	20.0	10/14/09 16:05	JLG	9J12076	8270C
Hexachlorobutadiene	ND	D10	4500	230	ug/kg dry	20.0	10/14/09 16:05	JLG	9J12076	8270C
Hexachlorocyclopentadiene	ND	D10	4500	1400	ug/kg dry	20.0	10/14/09 16:05	JLG	9J12076	8270C
Hexachloroethane	ND	D10	4500	350	ug/kg dry	20.0	10/14/09 16:05	JLG	9J12076	8270C
Indeno(1,2,3-cd)pyrene	**220**	D10,J	4500	120	ug/kg dry	20.0	10/14/09 16:05	JLG	9J12076	8270C
Isophorone	ND	D10,M8	4500	230	ug/kg dry	20.0	10/14/09 16:05	JLG	9J12076	8270C
Naphthalene	ND	D10	4500	75	ug/kg dry	20.0	10/14/09 16:05	JLG	9J12076	8270C
Nitrobenzene	ND	D10	4500	200	ug/kg dry	20.0	10/14/09 16:05	JLG	9J12076	8270C
N-Nitrosodi-n-propylamine	ND	D10	4500	360	ug/kg dry	20.0	10/14/09 16:05	JLG	9J12076	8270C
N-Nitrosodiphenylamine	ND	D10	4500	250	ug/kg dry	20.0	10/14/09 16:05	JLG	9J12076	8270C
Pentachlorophenol	ND	D10,M8	8800	1500	ug/kg dry	20.0	10/14/09 16:05	JLG	9J12076	8270C
Phenanthrene	ND	D10	4500	95	ug/kg dry	20.0	10/14/09 16:05	JLG	9J12076	8270C
Phenol	ND	D10	4500	470	ug/kg dry	20.0	10/14/09 16:05	JLG	9J12076	8270C
Pyrene	**500**	D10,J	4500	29	ug/kg dry	20.0	10/14/09 16:05	JLG	9J12076	8270C
2,4,6-Tribromophenol	*46 %*	*D10*	*Surr Limits: (39-146%)*				*10/14/09 16:05*	*JLG*	*9J12076*	*8270C*
2-Fluorobiphenyl	*71 %*	*D10*	*Surr Limits: (37-120%)*				*10/14/09 16:05*	*JLG*	*9J12076*	*8270C*
2-Fluorophenol	*56 %*	*D10*	*Surr Limits: (18-120%)*				*10/14/09 16:05*	*JLG*	*9J12076*	*8270C*
Nitrobenzene-d5	*59 %*	*D10*	*Surr Limits: (34-132%)*				*10/14/09 16:05*	*JLG*	*9J12076*	*8270C*
Phenol-d5	*57 %*	*D10*	*Surr Limits: (11-120%)*				*10/14/09 16:05*	*JLG*	*9J12076*	*8270C*
p-Terphenyl-d14	*64 %*	*D10*	*Surr Limits: (58-147%)*				*10/14/09 16:05*	*JLG*	*9J12076*	*8270C*
Polychlorinated Biphenyls by EPA Method 8082										
Aroclor 1016	ND		22	4.3	ug/kg dry	1.00	10/13/09 08:29	JxM	9J10009	8082
Aroclor 1221	ND		22	4.3	ug/kg dry	1.00	10/13/09 08:29	JxM	9J10009	8082
Aroclor 1232	ND		22	4.3	ug/kg dry	1.00	10/13/09 08:29	JxM	9J10009	8082
Aroclor 1242	ND		22	4.8	ug/kg dry	1.00	10/13/09 08:29	JxM	9J10009	8082
Aroclor 1248	ND		22	4.3	ug/kg dry	1.00	10/13/09 08:29	JxM	9J10009	8082
Aroclor 1254	ND		22	4.6	ug/kg dry	1.00	10/13/09 08:29	JxM	9J10009	8082
Aroclor 1260	ND		22	4.6	ug/kg dry	1.00	10/13/09 08:29	JxM	9J10009	8082
Decachlorobiphenyl	*98 %*		*Surr Limits: (34-148%)*				*10/13/09 08:29*	*JxM*	*9J10009*	*8082*
Tetrachloro-m-xylene	*89 %*		*Surr Limits: (35-134%)*				*10/13/09 08:29*	*JxM*	*9J10009*	*8082*
Total Metals by SW 846 Series Methods										
Antimony	ND		20.2	NR	mg/kg dry	1.00	10/14/09 06:47	LMH	9J12050	6010B
Arsenic	**3.2**		2.7	NR	mg/kg dry	1.00	10/14/09 06:47	LMH	9J12050	6010B
Barium	**24.2**		0.672	NR	mg/kg dry	1.00	10/14/09 06:47	LMH	9J12050	6010B
Beryllium	ND		0.269	NR	mg/kg dry	1.00	10/14/09 06:47	LMH	9J12050	6010B
Cadmium	**0.474**		0.269	NR	mg/kg dry	1.00	10/14/09 06:47	LMH	9J12050	6010B
Calcium	**12400**		67.2	NR	mg/kg dry	1.00	10/14/09 06:47	LMH	9J12050	6010B
Chromium	**52.2**		0.672	NR	mg/kg dry	1.00	10/14/09 06:47	LMH	9J12050	6010B
Cobalt	**3.39**		0.672	NR	mg/kg dry	1.00	10/14/09 06:47	LMH	9J12050	6010B

Benchmark Environmental & Engineering Science
2558 Hamburg Turnpike, Suite 300
Lackawanna, NY 14218

SDG Number: RSJ0652

Project: Benchmark - Globe site
Project Number: TURN

Received: 10/09/09
Reported: 10/28/09 15:41

Analytical Report

Analyte	Sample Result	Data Qualifiers	RL	MDL	Units	Dil Fac	Date Analyzed	Lab Tech	Batch	Method
Client ID: SS-16 (RSJ0652-02 - Solid) - cont.						**Sampled: 10/07/09 13:43**		**Recvd: 10/09/09 11:30**		
Total Metals by SW 846 Series Methods - cont.										
Copper	**91.5**		1.3	NR	mg/kg dry	1.00	10/14/09 06:47	LMH	9J12050	6010B
Iron	**21700**		13.4	NR	mg/kg dry	1.00	10/14/09 06:47	LMH	9J12050	6010B
Lead	**49.9**		1.3	NR	mg/kg dry	1.00	10/14/09 06:47	LMH	9J12050	6010B
Manganese	**498**		0.3	NR	mg/kg dry	1.00	10/14/09 06:47	LMH	9J12050	6010B
Nickel	**54.3**		6.72	NR	mg/kg dry	1.00	10/14/09 06:47	LMH	9J12050	6010B
Selenium	ND		5.4	NR	mg/kg dry	1.00	10/14/09 06:47	LMH	9J12050	6010B
Silver	ND		0.672	NR	mg/kg dry	1.00	10/14/09 06:47	LMH	9J12050	6010B
Sodium	ND		188	NR	mg/kg dry	1.00	10/14/09 06:47	LMH	9J12050	6010B
Thallium	ND		8.1	NR	mg/kg dry	1.00	10/14/09 06:47	LMH	9J12050	6010B
Vanadium	**3.55**		0.672	NR	mg/kg dry	1.00	10/14/09 06:47	LMH	9J12050	6010B
Zinc	**108**		2.7	NR	mg/kg dry	1.00	10/14/09 06:47	LMH	9J12050	6010B
Mercury	ND		0.0280	NR	mg/kg dry	1.00	10/14/09 19:49	MXM	9J13027	7471A
General Chemistry Parameters										
Percent Solids	**74**		0.010	NR	%	1.00	10/12/09 16:40	JR	9J12049	Dry Weight

Benchmark Environmental & Engineering Science
2558 Hamburg Turnpike, Suite 300
Lackawanna, NY 14218

SDG Number: RSJ0652

Project: Benchmark - Globe site
Project Number: TURN

Received: 10/09/09
Reported: 10/28/09 15:41

Analytical Report

Analyte	Sample Result	Data Qualifiers	RL	MDL	Units	Dil Fac	Date Analyzed	Lab Tech	Batch	Method
Client ID: SS-16 (RSJ0652-02RE1 - Solid)						**Sampled: 10/07/09 13:43**		**Recvd: 10/09/09 11:30**		
Total Metals by SW 846 Series Methods										
Aluminum	**1460**		13.9	NR	mg/kg dry	1.00	10/16/09 05:24	DAN	9J15016	6010B
Magnesium	**20200**		27.7	NR	mg/kg dry	1.00	10/16/09 05:24	DAN	9J15016	6010B
Potassium	**175**		41.6	NR	mg/kg dry	1.00	10/16/09 05:24	DAN	9J15016	6010B

Benchmark Environmental & Engineering Science
2558 Hamburg Turnpike, Suite 300
Lackawanna, NY 14218

SDG Number: RSJ0652

Project: Benchmark - Globe site
Project Number: TURN

Received: 10/09/09
Reported: 10/28/09 15:41

Analytical Report

Client ID: SS-17 (RSJ0652-05 - Solid) — **Sampled: 10/07/09 13:55** — **Recvd: 10/09/09 11:30**

Semivolatile Organics by GC/MS

Analyte	Sample Result	Data Qualifiers	RL	MDL	Units	Dil Fac	Date Analyzed	Lab Tech	Batch	Method
2,4,5-Trichlorophenol	ND	D12	9800	2100	ug/kg dry	50.0	10/15/09 13:45	MKP	9J12076	8270C
2,4,6-Trichlorophenol	ND	D12	9800	640	ug/kg dry	50.0	10/15/09 13:45	MKP	9J12076	8270C
2,4-Dichlorophenol	ND	D12	9800	510	ug/kg dry	50.0	10/15/09 13:45	MKP	9J12076	8270C
2,4-Dimethylphenol	ND	D12	9800	2600	ug/kg dry	50.0	10/15/09 13:45	MKP	9J12076	8270C
2,4-Dinitrophenol	ND	D12	19000	3400	ug/kg dry	50.0	10/15/09 13:45	MKP	9J12076	8270C
2,4-Dinitrotoluene	ND	D12	9800	1500	ug/kg dry	50.0	10/15/09 13:45	MKP	9J12076	8270C
2,6-Dinitrotoluene	ND	D12	9800	2400	ug/kg dry	50.0	10/15/09 13:45	MKP	9J12076	8270C
2-Chloronaphthalene	ND	D12	9800	650	ug/kg dry	50.0	10/15/09 13:45	MKP	9J12076	8270C
2-Chlorophenol	ND	D12	9800	490	ug/kg dry	50.0	10/15/09 13:45	MKP	9J12076	8270C
2-Methylnaphthalene	ND	D12	9800	120	ug/kg dry	50.0	10/15/09 13:45	MKP	9J12076	8270C
2-Methylphenol	ND	D12	9800	300	ug/kg dry	50.0	10/15/09 13:45	MKP	9J12076	8270C
2-Nitroaniline	ND	D12	19000	3100	ug/kg dry	50.0	10/15/09 13:45	MKP	9J12076	8270C
2-Nitrophenol	ND	D12	9800	440	ug/kg dry	50.0	10/15/09 13:45	MKP	9J12076	8270C
3,3'-Dichlorobenzidine	ND	D12	9800	8500	ug/kg dry	50.0	10/15/09 13:45	MKP	9J12076	8270C
3-Nitroaniline	ND	D12	19000	2200	ug/kg dry	50.0	10/15/09 13:45	MKP	9J12076	8270C
4,6-Dinitro-2-methylphenol	ND	D12	19000	3300	ug/kg dry	50.0	10/15/09 13:45	MKP	9J12076	8270C
4-Bromophenyl phenyl ether	ND	D12	9800	3100	ug/kg dry	50.0	10/15/09 13:45	MKP	9J12076	8270C
4-Chloro-3-methylphenol	ND	D12	9800	400	ug/kg dry	50.0	10/15/09 13:45	MKP	9J12076	8270C
4-Chloroaniline	ND	D12	9800	2800	ug/kg dry	50.0	10/15/09 13:45	MKP	9J12076	8270C
4-Chlorophenyl phenyl ether	ND	D12	9800	210	ug/kg dry	50.0	10/15/09 13:45	MKP	9J12076	8270C
4-Methylphenol	ND	D12	9800	540	ug/kg dry	50.0	10/15/09 13:45	MKP	9J12076	8270C
4-Nitroaniline	ND	D12	19000	1100	ug/kg dry	50.0	10/15/09 13:45	MKP	9J12076	8270C
4-Nitrophenol	ND	D12	19000	2300	ug/kg dry	50.0	10/15/09 13:45	MKP	9J12076	8270C
Acenaphthene	ND	D12	9800	110	ug/kg dry	50.0	10/15/09 13:45	MKP	9J12076	8270C
Acenaphthylene	ND	D12	9800	79	ug/kg dry	50.0	10/15/09 13:45	MKP	9J12076	8270C
Acetophenone	ND	D12	9800	500	ug/kg dry	50.0	10/15/09 13:45	MKP	9J12076	8270C
Anthracene	ND	D12	9800	250	ug/kg dry	50.0	10/15/09 13:45	MKP	9J12076	8270C
Atrazine	ND	D12	9800	430	ug/kg dry	50.0	10/15/09 13:45	MKP	9J12076	8270C
Benzaldehyde	ND	D12	9800	1100	ug/kg dry	50.0	10/15/09 13:45	MKP	9J12076	8270C
Benzo(a)anthracene	ND	D12	9800	170	ug/kg dry	50.0	10/15/09 13:45	MKP	9J12076	8270C
Benzo(a)pyrene	ND	D12	9800	230	ug/kg dry	50.0	10/15/09 13:45	MKP	9J12076	8270C
Benzo(b)fluoranthene	ND	D12	9800	190	ug/kg dry	50.0	10/15/09 13:45	MKP	9J12076	8270C
Benzo(ghi)perylene	ND	D12	9800	120	ug/kg dry	50.0	10/15/09 13:45	MKP	9J12076	8270C
Benzo(k)fluoranthene	ND	D12	9800	110	ug/kg dry	50.0	10/15/09 13:45	MKP	9J12076	8270C
Biphenyl	ND	D12	9800	600	ug/kg dry	50.0	10/15/09 13:45	MKP	9J12076	8270C
Bis(2-chloroethoxy)methane	ND	D12	9800	530	ug/kg dry	50.0	10/15/09 13:45	MKP	9J12076	8270C
Bis(2-chloroethyl)ether	ND	D12	9800	840	ug/kg dry	50.0	10/15/09 13:45	MKP	9J12076	8270C
2,2'-Oxybis(1-Chloropropane)	ND	D12	9800	1000	ug/kg dry	50.0	10/15/09 13:45	MKP	9J12076	8270C
Bis(2-ethylhexyl) phthalate	ND	D12	9800	3100	ug/kg dry	50.0	10/15/09 13:45	MKP	9J12076	8270C
Butyl benzyl phthalate	ND	D12	9800	2600	ug/kg dry	50.0	10/15/09 13:45	MKP	9J12076	8270C
Caprolactam	ND	D12	9800	4200	ug/kg dry	50.0	10/15/09 13:45	MKP	9J12076	8270C
Carbazole	ND	D12	9800	110	ug/kg dry	50.0	10/15/09 13:45	MKP	9J12076	8270C
Chrysene	ND	D12	9800	97	ug/kg dry	50.0	10/15/09 13:45	MKP	9J12076	8270C
Dibenzo(a,h)anthracene	ND	D12	9800	110	ug/kg dry	50.0	10/15/09 13:45	MKP	9J12076	8270C
Dibenzofuran	ND	D12	9800	100	ug/kg dry	50.0	10/15/09 13:45	MKP	9J12076	8270C
Diethyl phthalate	ND	D12	9800	290	ug/kg dry	50.0	10/15/09 13:45	MKP	9J12076	8270C

Benchmark Environmental & Engineering Science
2558 Hamburg Turnpike, Suite 300
Lackawanna, NY 14218

SDG Number: RSJ0652

Project: Benchmark - Globe site
Project Number: TURN

Received: 10/09/09
Reported: 10/28/09 15:41

Analytical Report

Client ID: SS-17 (RSJ0652-05 - Solid) - cont. **Sampled: 10/07/09 13:55** **Recvd: 10/09/09 11:30**

Analyte	Sample Result	Data Qualifiers	RL	MDL	Units	Dil Fac	Date Analyzed	Lab Tech	Batch	Method
Semivolatile Organics by GC/MS - cont.										
Dimethyl phthalate	ND	D12	9800	250	ug/kg dry	50.0	10/15/09 13:45	MKP	9J12076	8270C
Di-n-butyl phthalate	ND	D12	9800	3400	ug/kg dry	50.0	10/15/09 13:45	MKP	9J12076	8270C
Di-n-octyl phthalate	ND	D12	9800	230	ug/kg dry	50.0	10/15/09 13:45	MKP	9J12076	8270C
Fluoranthene	ND	D12	9800	140	ug/kg dry	50.0	10/15/09 13:45	MKP	9J12076	8270C
Fluorene	ND	D12	9800	220	ug/kg dry	50.0	10/15/09 13:45	MKP	9J12076	8270C
Hexachlorobenzene	ND	D12	9800	480	ug/kg dry	50.0	10/15/09 13:45	MKP	9J12076	8270C
Hexachlorobutadiene	ND	D12	9800	500	ug/kg dry	50.0	10/15/09 13:45	MKP	9J12076	8270C
Hexachlorocyclopentadiene	ND	D12	9800	2900	ug/kg dry	50.0	10/15/09 13:45	MKP	9J12076	8270C
Hexachloroethane	ND	D12	9800	750	ug/kg dry	50.0	10/15/09 13:45	MKP	9J12076	8270C
Indeno(1,2,3-cd)pyrene	ND	D12	9800	270	ug/kg dry	50.0	10/15/09 13:45	MKP	9J12076	8270C
Isophorone	ND	D12	9800	480	ug/kg dry	50.0	10/15/09 13:45	MKP	9J12076	8270C
Naphthalene	ND	D12	9800	160	ug/kg dry	50.0	10/15/09 13:45	MKP	9J12076	8270C
Nitrobenzene	ND	D12	9800	430	ug/kg dry	50.0	10/15/09 13:45	MKP	9J12076	8270C
N-Nitrosodi-n-propylamine	ND	D12	9800	770	ug/kg dry	50.0	10/15/09 13:45	MKP	9J12076	8270C
N-Nitrosodiphenylamine	ND	D12	9800	530	ug/kg dry	50.0	10/15/09 13:45	MKP	9J12076	8270C
Pentachlorophenol	ND	D12	19000	3300	ug/kg dry	50.0	10/15/09 13:45	MKP	9J12076	8270C
Phenanthrene	ND	D12	9800	200	ug/kg dry	50.0	10/15/09 13:45	MKP	9J12076	8270C
Phenol	ND	D12	9800	1000	ug/kg dry	50.0	10/15/09 13:45	MKP	9J12076	8270C
Pyrene	ND	D12	9800	63	ug/kg dry	50.0	10/15/09 13:45	MKP	9J12076	8270C
2,4,6-Tribromophenol	*40 %*	*D12*	*Surr Limits: (39-146%)*				*10/15/09 13:45*	*MKP*	*9J12076*	*8270C*
2-Fluorobiphenyl	*90 %*	*D12*	*Surr Limits: (37-120%)*				*10/15/09 13:45*	*MKP*	*9J12076*	*8270C*
2-Fluorophenol	*67 %*	*D12*	*Surr Limits: (18-120%)*				*10/15/09 13:45*	*MKP*	*9J12076*	*8270C*
Nitrobenzene-d5	*80 %*	*D12*	*Surr Limits: (34-132%)*				*10/15/09 13:45*	*MKP*	*9J12076*	*8270C*
Phenol-d5	*74 %*	*D12*	*Surr Limits: (11-120%)*				*10/15/09 13:45*	*MKP*	*9J12076*	*8270C*
p-Terphenyl-d14	*77 %*	*D12*	*Surr Limits: (58-147%)*				*10/15/09 13:45*	*MKP*	*9J12076*	*8270C*
Polychlorinated Biphenyls by EPA Method 8082										
Aroclor 1016	ND	D08	39	7.6	ug/kg dry	2.00	10/13/09 08:44	JxM	9J10009	8082
Aroclor 1221	ND	D08	39	7.6	ug/kg dry	2.00	10/13/09 08:44	JxM	9J10009	8082
Aroclor 1232	ND	D08	39	7.6	ug/kg dry	2.00	10/13/09 08:44	JxM	9J10009	8082
Aroclor 1242	ND	D08	39	8.4	ug/kg dry	2.00	10/13/09 08:44	JxM	9J10009	8082
Aroclor 1248	ND	D08	39	7.6	ug/kg dry	2.00	10/13/09 08:44	JxM	9J10009	8082
Aroclor 1254	ND	D08	39	8.2	ug/kg dry	2.00	10/13/09 08:44	JxM	9J10009	8082
Aroclor 1260	ND	D08	39	8.2	ug/kg dry	2.00	10/13/09 08:44	JxM	9J10009	8082
Decachlorobiphenyl	*141 %*	*D08*	*Surr Limits: (34-148%)*				*10/13/09 08:44*	*JxM*	*9J10009*	*8082*
Tetrachloro-m-xylene	*85 %*	*D08*	*Surr Limits: (35-134%)*				*10/13/09 08:44*	*JxM*	*9J10009*	*8082*
Total Metals by SW 846 Series Methods										
Antimony	ND		17.5	NR	mg/kg dry	1.00	10/14/09 07:12	LMH	9J12050	6010B
Arsenic	**3.9**		2.3	NR	mg/kg dry	1.00	10/14/09 07:12	LMH	9J12050	6010B
Barium	**123**		0.584	NR	mg/kg dry	1.00	10/14/09 07:12	LMH	9J12050	6010B
Beryllium	ND		0.234	NR	mg/kg dry	1.00	10/14/09 07:12	LMH	9J12050	6010B
Cadmium	**1.22**		0.234	NR	mg/kg dry	1.00	10/14/09 07:12	LMH	9J12050	6010B
Calcium	**71100**	D08	292	NR	mg/kg dry	5.00	10/14/09 16:46	LMH	9J12050	6010B
Chromium	**107**		0.584	NR	mg/kg dry	1.00	10/14/09 07:12	LMH	9J12050	6010B
Cobalt	**4.96**		0.584	NR	mg/kg dry	1.00	10/14/09 07:12	LMH	9J12050	6010B
Copper	**33.0**		1.2	NR	mg/kg dry	1.00	10/14/09 07:12	LMH	9J12050	6010B

Benchmark Environmental & Engineering Science
2558 Hamburg Turnpike, Suite 300
Lackawanna, NY 14218

SDG Number: RSJ0652

Project: Benchmark - Globe site
Project Number: TURN

Received: 10/09/09
Reported: 10/28/09 15:41

Analytical Report

Client ID: SS-17 (RSJ0652-05 - Solid) - cont. **Sampled: 10/07/09 13:55** **Recvd: 10/09/09 11:30**

Analyte	Sample Result	Data Qualifiers	RL	MDL	Units	Dil Fac	Date Analyzed	Lab Tech	Batch	Method
Total Metals by SW 846 Series Methods - cont.										
Iron	**13800**		11.7	NR	mg/kg dry	1.00	10/14/09 07:12	LMH	9J12050	6010B
Lead	**126**		1.2	NR	mg/kg dry	1.00	10/14/09 07:12	LMH	9J12050	6010B
Manganese	**965**		0.2	NR	mg/kg dry	1.00	10/14/09 07:12	LMH	9J12050	6010B
Nickel	**57.3**		5.84	NR	mg/kg dry	1.00	10/14/09 07:12	LMH	9J12050	6010B
Selenium	ND		4.7	NR	mg/kg dry	1.00	10/14/09 07:12	LMH	9J12050	6010B
Silver	ND		0.584	NR	mg/kg dry	1.00	10/14/09 07:12	LMH	9J12050	6010B
Sodium	ND		164	NR	mg/kg dry	1.00	10/14/09 07:12	LMH	9J12050	6010B
Thallium	ND		7.0	NR	mg/kg dry	1.00	10/14/09 07:12	LMH	9J12050	6010B
Vanadium	**11.5**		0.584	NR	mg/kg dry	1.00	10/14/09 07:12	LMH	9J12050	6010B
Zinc	**538**		2.3	NR	mg/kg dry	1.00	10/14/09 07:12	LMH	9J12050	6010B
Mercury	ND		0.0233	NR	mg/kg dry	1.00	10/14/09 19:55	MXM	9J13027	7471A
General Chemistry Parameters										
Percent Solids	**85**		0.010	NR	%	1.00	10/12/09 16:42	JR	9J12049	Dry Weight

Benchmark Environmental & Engineering Science
2558 Hamburg Turnpike, Suite 300
Lackawanna, NY 14218

SDG Number: RSJ0652

Project: Benchmark - Globe site
Project Number: TURN

Received: 10/09/09
Reported: 10/28/09 15:41

Analytical Report

Analyte	Sample Result	Data Qualifiers	RL	MDL	Units	Dil Fac	Date Analyzed	Lab Tech	Batch	Method
Client ID: SS-17 (RSJ0652-05RE1 - Solid)						**Sampled: 10/07/09 13:55**		**Recvd: 10/09/09 11:30**		
Total Metals by SW 846 Series Methods										
Aluminum	**1600**		12.3	NR	mg/kg dry	1.00	10/16/09 05:49	DAN	9J15016	6010B
Magnesium	**24900**		24.5	NR	mg/kg dry	1.00	10/16/09 05:49	DAN	9J15016	6010B
Potassium	**477**		36.8	NR	mg/kg dry	1.00	10/16/09 05:49	DAN	9J15016	6010B

Benchmark Environmental & Engineering Science
2558 Hamburg Turnpike, Suite 300
Lackawanna, NY 14218

SDG Number: RSJ0652

Project: Benchmark - Globe site
Project Number: TURN

Received: 10/09/09
Reported: 10/28/09 15:41

Analytical Report

Client ID: SS-18 (RSJ0652-07 - Solid) — **Sampled: 10/07/09 14:10** — **Recvd: 10/09/09 11:30**

Semivolatile Organics by GC/MS

Analyte	Sample Result	Data Qualifiers	RL	MDL	Units	Dil Fac	Date Analyzed	Lab Tech	Batch	Method
2,4,5-Trichlorophenol	ND	D10	880	190	ug/kg dry	5.00	10/14/09 17:18	JLG	9J12076	8270C
2,4,6-Trichlorophenol	ND	D10	880	58	ug/kg dry	5.00	10/14/09 17:18	JLG	9J12076	8270C
2,4-Dichlorophenol	ND	D10	880	46	ug/kg dry	5.00	10/14/09 17:18	JLG	9J12076	8270C
2,4-Dimethylphenol	ND	D10	880	240	ug/kg dry	5.00	10/14/09 17:18	JLG	9J12076	8270C
2,4-Dinitrophenol	ND	D10	1700	310	ug/kg dry	5.00	10/14/09 17:18	JLG	9J12076	8270C
2,4-Dinitrotoluene	ND	D10	880	140	ug/kg dry	5.00	10/14/09 17:18	JLG	9J12076	8270C
2,6-Dinitrotoluene	ND	D10	880	210	ug/kg dry	5.00	10/14/09 17:18	JLG	9J12076	8270C
2-Chloronaphthalene	ND	D10	880	59	ug/kg dry	5.00	10/14/09 17:18	JLG	9J12076	8270C
2-Chlorophenol	ND	D10	880	44	ug/kg dry	5.00	10/14/09 17:18	JLG	9J12076	8270C
2-Methylnaphthalene	ND	D10	880	11	ug/kg dry	5.00	10/14/09 17:18	JLG	9J12076	8270C
2-Methylphenol	ND	D10	880	27	ug/kg dry	5.00	10/14/09 17:18	JLG	9J12076	8270C
2-Nitroaniline	ND	D10	1700	280	ug/kg dry	5.00	10/14/09 17:18	JLG	9J12076	8270C
2-Nitrophenol	ND	D10	880	40	ug/kg dry	5.00	10/14/09 17:18	JLG	9J12076	8270C
3,3'-Dichlorobenzidine	ND	D10	880	760	ug/kg dry	5.00	10/14/09 17:18	JLG	9J12076	8270C
3-Nitroaniline	ND	D10	1700	200	ug/kg dry	5.00	10/14/09 17:18	JLG	9J12076	8270C
4,6-Dinitro-2-methylphenol	ND	D10	1700	300	ug/kg dry	5.00	10/14/09 17:18	JLG	9J12076	8270C
4-Bromophenyl phenyl ether	ND	D10	880	280	ug/kg dry	5.00	10/14/09 17:18	JLG	9J12076	8270C
4-Chloro-3-methylphenol	ND	D10	880	36	ug/kg dry	5.00	10/14/09 17:18	JLG	9J12076	8270C
4-Chloroaniline	ND	D10	880	260	ug/kg dry	5.00	10/14/09 17:18	JLG	9J12076	8270C
4-Chlorophenyl phenyl ether	ND	D10	880	19	ug/kg dry	5.00	10/14/09 17:18	JLG	9J12076	8270C
4-Methylphenol	ND	D10	880	49	ug/kg dry	5.00	10/14/09 17:18	JLG	9J12076	8270C
4-Nitroaniline	ND	D10	1700	97	ug/kg dry	5.00	10/14/09 17:18	JLG	9J12076	8270C
4-Nitrophenol	ND	D10	1700	210	ug/kg dry	5.00	10/14/09 17:18	JLG	9J12076	8270C
Acenaphthene	ND	D10	880	10	ug/kg dry	5.00	10/14/09 17:18	JLG	9J12076	8270C
Acenaphthylene	ND	D10	880	7.1	ug/kg dry	5.00	10/14/09 17:18	JLG	9J12076	8270C
Acetophenone	ND	D10	880	45	ug/kg dry	5.00	10/14/09 17:18	JLG	9J12076	8270C
Anthracene	ND	D10	880	22	ug/kg dry	5.00	10/14/09 17:18	JLG	9J12076	8270C
Atrazine	ND	D10	880	39	ug/kg dry	5.00	10/14/09 17:18	JLG	9J12076	8270C
Benzaldehyde	ND	D10	880	96	ug/kg dry	5.00	10/14/09 17:18	JLG	9J12076	8270C
Benzo(a)anthracene	**160**	D10,J	880	15	ug/kg dry	5.00	10/14/09 17:18	JLG	9J12076	8270C
Benzo(a)pyrene	**190**	D10,J	880	21	ug/kg dry	5.00	10/14/09 17:18	JLG	9J12076	8270C
Benzo(b)fluoranthene	**270**	D10,J	880	17	ug/kg dry	5.00	10/14/09 17:18	JLG	9J12076	8270C
Benzo(ghi)perylene	**150**	D10,J	880	10	ug/kg dry	5.00	10/14/09 17:18	JLG	9J12076	8270C
Benzo(k)fluoranthene	**96**	D10,J	880	9.6	ug/kg dry	5.00	10/14/09 17:18	JLG	9J12076	8270C
Biphenyl	ND	D10	880	54	ug/kg dry	5.00	10/14/09 17:18	JLG	9J12076	8270C
Bis(2-chloroethoxy)methane	ND	D10	880	47	ug/kg dry	5.00	10/14/09 17:18	JLG	9J12076	8270C
Bis(2-chloroethyl)ether	ND	D10	880	75	ug/kg dry	5.00	10/14/09 17:18	JLG	9J12076	8270C
2,2'-Oxybis(1-Chloropropane)	ND	D10	880	91	ug/kg dry	5.00	10/14/09 17:18	JLG	9J12076	8270C
Bis(2-ethylhexyl) phthalate	ND	D10	880	280	ug/kg dry	5.00	10/14/09 17:18	JLG	9J12076	8270C
Butyl benzyl phthalate	ND	D10	880	230	ug/kg dry	5.00	10/14/09 17:18	JLG	9J12076	8270C
Caprolactam	ND	D10	880	380	ug/kg dry	5.00	10/14/09 17:18	JLG	9J12076	8270C
Carbazole	ND	D10	880	10	ug/kg dry	5.00	10/14/09 17:18	JLG	9J12076	8270C
Chrysene	**170**	D10,J	880	8.7	ug/kg dry	5.00	10/14/09 17:18	JLG	9J12076	8270C
Dibenzo(a,h)anthracene	ND	D10	880	10	ug/kg dry	5.00	10/14/09 17:18	JLG	9J12076	8270C
Dibenzofuran	ND	D10	880	9.1	ug/kg dry	5.00	10/14/09 17:18	JLG	9J12076	8270C

Benchmark Environmental & Engineering Science
2558 Hamburg Turnpike, Suite 300
Lackawanna, NY 14218

SDG Number: RSJ0652

Project: Benchmark - Globe site
Project Number: TURN

Received: 10/09/09
Reported: 10/28/09 15:41

Analytical Report

Client ID: SS-18 (RSJ0652-07 - Solid) - cont. **Sampled: 10/07/09 14:10** **Recvd: 10/09/09 11:30**

Analyte	Sample Result	Data Qualifiers	RL	MDL	Units	Dil Fac	Date Analyzed	Lab Tech	Batch	Method
Semivolatile Organics by GC/MS - cont.										
Diethyl phthalate	ND	D10	880	26	ug/kg dry	5.00	10/14/09 17:18	JLG	9J12076	8270C
Dimethyl phthalate	ND	D10	880	23	ug/kg dry	5.00	10/14/09 17:18	JLG	9J12076	8270C
Di-n-butyl phthalate	ND	D10	880	300	ug/kg dry	5.00	10/14/09 17:18	JLG	9J12076	8270C
Di-n-octyl phthalate	ND	D10	880	20	ug/kg dry	5.00	10/14/09 17:18	JLG	9J12076	8270C
Fluoranthene	**210**	D10,J	880	13	ug/kg dry	5.00	10/14/09 17:18	JLG	9J12076	8270C
Fluorene	ND	D10	880	20	ug/kg dry	5.00	10/14/09 17:18	JLG	9J12076	8270C
Hexachlorobenzene	ND	D10	880	43	ug/kg dry	5.00	10/14/09 17:18	JLG	9J12076	8270C
Hexachlorobutadiene	ND	D10	880	45	ug/kg dry	5.00	10/14/09 17:18	JLG	9J12076	8270C
Hexachlorocyclopentadiene	ND	D10	880	260	ug/kg dry	5.00	10/14/09 17:18	JLG	9J12076	8270C
Hexachloroethane	ND	D10	880	67	ug/kg dry	5.00	10/14/09 17:18	JLG	9J12076	8270C
Indeno(1,2,3-cd)pyrene	**120**	D10,J	880	24	ug/kg dry	5.00	10/14/09 17:18	JLG	9J12076	8270C
Isophorone	ND	D10	880	44	ug/kg dry	5.00	10/14/09 17:18	JLG	9J12076	8270C
Naphthalene	ND	D10	880	15	ug/kg dry	5.00	10/14/09 17:18	JLG	9J12076	8270C
Nitrobenzene	ND	D10	880	39	ug/kg dry	5.00	10/14/09 17:18	JLG	9J12076	8270C
N-Nitrosodi-n-propylamine	ND	D10	880	69	ug/kg dry	5.00	10/14/09 17:18	JLG	9J12076	8270C
N-Nitrosodiphenylamine	ND	D10	880	48	ug/kg dry	5.00	10/14/09 17:18	JLG	9J12076	8270C
Pentachlorophenol	ND	D10	1700	300	ug/kg dry	5.00	10/14/09 17:18	JLG	9J12076	8270C
Phenanthrene	**110**	D10,J	880	18	ug/kg dry	5.00	10/14/09 17:18	JLG	9J12076	8270C
Phenol	ND	D10	880	92	ug/kg dry	5.00	10/14/09 17:18	JLG	9J12076	8270C
Pyrene	**180**	D10,J	880	5.6	ug/kg dry	5.00	10/14/09 17:18	JLG	9J12076	8270C
2,4,6-Tribromophenol	*34 %*	*D10,Z6*	*Surr Limits: (39-146%)*				*10/14/09 17:18*	*JLG*	*9J12076*	*8270C*
2-Fluorobiphenyl	*49 %*	*D10*	*Surr Limits: (37-120%)*				*10/14/09 17:18*	*JLG*	*9J12076*	*8270C*
2-Fluorophenol	*38 %*	*D10*	*Surr Limits: (18-120%)*				*10/14/09 17:18*	*JLG*	*9J12076*	*8270C*
Nitrobenzene-d5	*42 %*	*D10*	*Surr Limits: (34-132%)*				*10/14/09 17:18*	*JLG*	*9J12076*	*8270C*
Phenol-d5	*42 %*	*D10*	*Surr Limits: (11-120%)*				*10/14/09 17:18*	*JLG*	*9J12076*	*8270C*
p-Terphenyl-d14	*45 %*	*D10,Z6*	*Surr Limits: (58-147%)*				*10/14/09 17:18*	*JLG*	*9J12076*	*8270C*
Polychlorinated Biphenyls by EPA Method 8082										
Aroclor 1016	ND		18	3.4	ug/kg dry	1.00	10/13/09 09:13	JxM	9J10009	8082
Aroclor 1221	ND		18	3.4	ug/kg dry	1.00	10/13/09 09:13	JxM	9J10009	8082
Aroclor 1232	ND		18	3.4	ug/kg dry	1.00	10/13/09 09:13	JxM	9J10009	8082
Aroclor 1242	ND		18	3.8	ug/kg dry	1.00	10/13/09 09:13	JxM	9J10009	8082
Aroclor 1248	ND		18	3.5	ug/kg dry	1.00	10/13/09 09:13	JxM	9J10009	8082
Aroclor 1254	ND		18	3.7	ug/kg dry	1.00	10/13/09 09:13	JxM	9J10009	8082
Aroclor 1260	ND		18	3.7	ug/kg dry	1.00	10/13/09 09:13	JxM	9J10009	8082
Decachlorobiphenyl	*103 %*		*Surr Limits: (34-148%)*				*10/13/09 09:13*	*JxM*	*9J10009*	*8082*
Tetrachloro-m-xylene	*89 %*		*Surr Limits: (35-134%)*				*10/13/09 09:13*	*JxM*	*9J10009*	*8082*
Total Metals by SW 846 Series Methods										
Antimony	ND		17.1	NR	mg/kg dry	1.00	10/14/09 07:22	LMH	9J12050	6010B
Arsenic	ND		2.3	NR	mg/kg dry	1.00	10/14/09 07:22	LMH	9J12050	6010B
Barium	**34.2**		0.569	NR	mg/kg dry	1.00	10/14/09 07:22	LMH	9J12050	6010B
Beryllium	**0.540**		0.228	NR	mg/kg dry	1.00	10/14/09 07:22	LMH	9J12050	6010B
Cadmium	**0.347**		0.228	NR	mg/kg dry	1.00	10/14/09 07:22	LMH	9J12050	6010B
Calcium	**4320**		56.9	NR	mg/kg dry	1.00	10/14/09 07:22	LMH	9J12050	6010B
Chromium	**13.9**		0.569	NR	mg/kg dry	1.00	10/14/09 07:22	LMH	9J12050	6010B
Cobalt	**1.09**		0.569	NR	mg/kg dry	1.00	10/14/09 07:22	LMH	9J12050	6010B

Benchmark Environmental & Engineering Science
2558 Hamburg Turnpike, Suite 300
Lackawanna, NY 14218

SDG Number: RSJ0652

Project: Benchmark - Globe site
Project Number: TURN

Received: 10/09/09
Reported: 10/28/09 15:41

Analytical Report

Analyte	Sample Result	Data Qualifiers	RL	MDL	Units	Dil Fac	Date Analyzed	Lab Tech	Batch	Method
Client ID: SS-18 (RSJ0652-07 - Solid) - cont.						**Sampled: 10/07/09 14:10**		**Recvd: 10/09/09 11:30**		
Total Metals by SW 846 Series Methods - cont.										
Copper	**9.9**		1.1	NR	mg/kg dry	1.00	10/14/09 07:22	LMH	9J12050	6010B
Iron	**1780**		11.4	NR	mg/kg dry	1.00	10/14/09 07:22	LMH	9J12050	6010B
Lead	**6.2**		1.1	NR	mg/kg dry	1.00	10/14/09 07:22	LMH	9J12050	6010B
Manganese	**44.7**		0.2	NR	mg/kg dry	1.00	10/14/09 07:22	LMH	9J12050	6010B
Nickel	**15.8**		5.69	NR	mg/kg dry	1.00	10/14/09 07:22	LMH	9J12050	6010B
Selenium	ND		4.6	NR	mg/kg dry	1.00	10/14/09 07:22	LMH	9J12050	6010B
Silver	**0.990**		0.569	NR	mg/kg dry	1.00	10/14/09 07:22	LMH	9J12050	6010B
Sodium	ND		159	NR	mg/kg dry	1.00	10/14/09 07:22	LMH	9J12050	6010B
Thallium	ND		6.8	NR	mg/kg dry	1.00	10/14/09 07:22	LMH	9J12050	6010B
Vanadium	**1.69**		0.569	NR	mg/kg dry	1.00	10/14/09 07:22	LMH	9J12050	6010B
Zinc	**175**		2.3	NR	mg/kg dry	1.00	10/14/09 07:22	LMH	9J12050	6010B
Mercury	ND		0.0206	NR	mg/kg dry	1.00	10/14/09 19:59	MXM	9J13027	7471A
General Chemistry Parameters										
Percent Solids	**94**		0.010	NR	%	1.00	10/12/09 16:46	JR	9J12049	Dry Weight

Benchmark Environmental & Engineering Science
2558 Hamburg Turnpike, Suite 300
Lackawanna, NY 14218

SDG Number: RSJ0652

Project: Benchmark - Globe site
Project Number: TURN

Received: 10/09/09
Reported: 10/28/09 15:41

Analytical Report

Analyte	Sample Result	Data Qualifiers	RL	MDL	Units	Dil Fac	Date Analyzed	Lab Tech	Batch	Method
Client ID: SS-18 (RSJ0652-07RE1 - Solid)						**Sampled: 10/07/09 14:10**		**Recvd: 10/09/09 11:30**		
Total Metals by SW 846 Series Methods										
Aluminum	**2150**		10.6	NR	mg/kg dry	1.00	10/16/09 05:59	DAN	9J15016	6010B
Magnesium	**785**		21.2	NR	mg/kg dry	1.00	10/16/09 05:59	DAN	9J15016	6010B
Potassium	**64.1**		31.7	NR	mg/kg dry	1.00	10/16/09 05:59	DAN	9J15016	6010B

Benchmark Environmental & Engineering Science
2558 Hamburg Turnpike, Suite 300
Lackawanna, NY 14218

SDG Number: RSJ0652

Project: Benchmark - Globe site
Project Number: TURN

Received: 10/09/09
Reported: 10/28/09 15:41

Analytical Report

Client ID: SS-19 (RSJ0652-08 - Solid) — **Sampled: 10/07/09 14:15** — **Recvd: 10/09/09 11:30**

Semivolatile Organics by GC/MS

Analyte	Sample Result	Data Qualifiers	RL	MDL	Units	Dil Fac	Date Analyzed	Lab Tech	Batch	Method
2,4,5-Trichlorophenol	ND		340	74	ug/kg dry	1.00	10/14/09 17:42	JLG	9J12076	8270C
2,4,6-Trichlorophenol	ND		340	22	ug/kg dry	1.00	10/14/09 17:42	JLG	9J12076	8270C
2,4-Dichlorophenol	ND		340	18	ug/kg dry	1.00	10/14/09 17:42	JLG	9J12076	8270C
2,4-Dimethylphenol	ND		340	91	ug/kg dry	1.00	10/14/09 17:42	JLG	9J12076	8270C
2,4-Dinitrophenol	ND		660	120	ug/kg dry	1.00	10/14/09 17:42	JLG	9J12076	8270C
2,4-Dinitrotoluene	ND		340	52	ug/kg dry	1.00	10/14/09 17:42	JLG	9J12076	8270C
2,6-Dinitrotoluene	ND		340	82	ug/kg dry	1.00	10/14/09 17:42	JLG	9J12076	8270C
2-Chloronaphthalene	ND		340	23	ug/kg dry	1.00	10/14/09 17:42	JLG	9J12076	8270C
2-Chlorophenol	ND		340	17	ug/kg dry	1.00	10/14/09 17:42	JLG	9J12076	8270C
2-Methylnaphthalene	**73**	J	340	4.1	ug/kg dry	1.00	10/14/09 17:42	JLG	9J12076	8270C
2-Methylphenol	ND		340	10	ug/kg dry	1.00	10/14/09 17:42	JLG	9J12076	8270C
2-Nitroaniline	ND		660	110	ug/kg dry	1.00	10/14/09 17:42	JLG	9J12076	8270C
2-Nitrophenol	ND		340	15	ug/kg dry	1.00	10/14/09 17:42	JLG	9J12076	8270C
3,3'-Dichlorobenzidine	ND		340	300	ug/kg dry	1.00	10/14/09 17:42	JLG	9J12076	8270C
3-Nitroaniline	ND		660	78	ug/kg dry	1.00	10/14/09 17:42	JLG	9J12076	8270C
4,6-Dinitro-2-methylphenol	ND		660	120	ug/kg dry	1.00	10/14/09 17:42	JLG	9J12076	8270C
4-Bromophenyl phenyl ether	ND		340	110	ug/kg dry	1.00	10/14/09 17:42	JLG	9J12076	8270C
4-Chloro-3-methylphenol	ND		340	14	ug/kg dry	1.00	10/14/09 17:42	JLG	9J12076	8270C
4-Chloroaniline	ND		340	99	ug/kg dry	1.00	10/14/09 17:42	JLG	9J12076	8270C
4-Chlorophenyl phenyl ether	ND		340	7.2	ug/kg dry	1.00	10/14/09 17:42	JLG	9J12076	8270C
4-Methylphenol	ND		340	19	ug/kg dry	1.00	10/14/09 17:42	JLG	9J12076	8270C
4-Nitroaniline	ND		660	38	ug/kg dry	1.00	10/14/09 17:42	JLG	9J12076	8270C
4-Nitrophenol	ND		660	82	ug/kg dry	1.00	10/14/09 17:42	JLG	9J12076	8270C
Acenaphthene	ND		340	4.0	ug/kg dry	1.00	10/14/09 17:42	JLG	9J12076	8270C
Acenaphthylene	ND		340	2.8	ug/kg dry	1.00	10/14/09 17:42	JLG	9J12076	8270C
Acetophenone	ND		340	17	ug/kg dry	1.00	10/14/09 17:42	JLG	9J12076	8270C
Anthracene	ND		340	8.6	ug/kg dry	1.00	10/14/09 17:42	JLG	9J12076	8270C
Atrazine	ND		340	15	ug/kg dry	1.00	10/14/09 17:42	JLG	9J12076	8270C
Benzaldehyde	ND		340	37	ug/kg dry	1.00	10/14/09 17:42	JLG	9J12076	8270C
Benzo(a)anthracene	ND		340	5.8	ug/kg dry	1.00	10/14/09 17:42	JLG	9J12076	8270C
Benzo(a)pyrene	ND		340	8.1	ug/kg dry	1.00	10/14/09 17:42	JLG	9J12076	8270C
Benzo(b)fluoranthene	ND		340	6.5	ug/kg dry	1.00	10/14/09 17:42	JLG	9J12076	8270C
Benzo(ghi)perylene	ND		340	4.0	ug/kg dry	1.00	10/14/09 17:42	JLG	9J12076	8270C
Benzo(k)fluoranthene	ND		340	3.7	ug/kg dry	1.00	10/14/09 17:42	JLG	9J12076	8270C
Biphenyl	ND		340	21	ug/kg dry	1.00	10/14/09 17:42	JLG	9J12076	8270C
Bis(2-chloroethoxy)methane	ND		340	18	ug/kg dry	1.00	10/14/09 17:42	JLG	9J12076	8270C
Bis(2-chloroethyl)ether	ND		340	29	ug/kg dry	1.00	10/14/09 17:42	JLG	9J12076	8270C
2,2'-Oxybis(1-Chloropropane)	ND		340	35	ug/kg dry	1.00	10/14/09 17:42	JLG	9J12076	8270C
Bis(2-ethylhexyl) phthalate	ND		340	110	ug/kg dry	1.00	10/14/09 17:42	JLG	9J12076	8270C
Butyl benzyl phthalate	ND		340	91	ug/kg dry	1.00	10/14/09 17:42	JLG	9J12076	8270C
Caprolactam	ND		340	150	ug/kg dry	1.00	10/14/09 17:42	JLG	9J12076	8270C
Carbazole	ND		340	3.9	ug/kg dry	1.00	10/14/09 17:42	JLG	9J12076	8270C
Chrysene	ND		340	3.4	ug/kg dry	1.00	10/14/09 17:42	JLG	9J12076	8270C
Dibenzo(a,h)anthracene	ND		340	4.0	ug/kg dry	1.00	10/14/09 17:42	JLG	9J12076	8270C
Dibenzofuran	ND		340	3.5	ug/kg dry	1.00	10/14/09 17:42	JLG	9J12076	8270C
Diethyl phthalate	ND		340	10	ug/kg dry	1.00	10/14/09 17:42	JLG	9J12076	8270C

Benchmark Environmental & Engineering Science
2558 Hamburg Turnpike, Suite 300
Lackawanna, NY 14218

SDG Number: RSJ0652

Project: Benchmark - Globe site
Project Number: TURN

Received: 10/09/09
Reported: 10/28/09 15:41

Analytical Report

Client ID: SS-19 (RSJ0652-08 - Solid) - cont. **Sampled: 10/07/09 14:15** **Recvd: 10/09/09 11:30**

Analyte	Sample Result	Data Qualifiers	RL	MDL	Units	Dil Fac	Date Analyzed	Lab Tech	Batch	Method
Semivolatile Organics by GC/MS - cont.										
Dimethyl phthalate	ND		340	8.8	ug/kg dry	1.00	10/14/09 17:42	JLG	9J12076	8270C
Di-n-butyl phthalate	ND		340	120	ug/kg dry	1.00	10/14/09 17:42	JLG	9J12076	8270C
Di-n-octyl phthalate	ND		340	7.9	ug/kg dry	1.00	10/14/09 17:42	JLG	9J12076	8270C
Fluoranthene	ND		340	4.9	ug/kg dry	1.00	10/14/09 17:42	JLG	9J12076	8270C
Fluorene	ND		340	7.8	ug/kg dry	1.00	10/14/09 17:42	JLG	9J12076	8270C
Hexachlorobenzene	ND		340	17	ug/kg dry	1.00	10/14/09 17:42	JLG	9J12076	8270C
Hexachlorobutadiene	ND		340	17	ug/kg dry	1.00	10/14/09 17:42	JLG	9J12076	8270C
Hexachlorocyclopentadiene	ND		340	100	ug/kg dry	1.00	10/14/09 17:42	JLG	9J12076	8270C
Hexachloroethane	ND		340	26	ug/kg dry	1.00	10/14/09 17:42	JLG	9J12076	8270C
Indeno(1,2,3-cd)pyrene	ND		340	9.3	ug/kg dry	1.00	10/14/09 17:42	JLG	9J12076	8270C
Isophorone	ND		340	17	ug/kg dry	1.00	10/14/09 17:42	JLG	9J12076	8270C
Naphthalene	ND		340	5.6	ug/kg dry	1.00	10/14/09 17:42	JLG	9J12076	8270C
Nitrobenzene	ND		340	15	ug/kg dry	1.00	10/14/09 17:42	JLG	9J12076	8270C
N-Nitrosodi-n-propylamine	ND		340	27	ug/kg dry	1.00	10/14/09 17:42	JLG	9J12076	8270C
N-Nitrosodiphenylamine	ND		340	18	ug/kg dry	1.00	10/14/09 17:42	JLG	9J12076	8270C
Pentachlorophenol	ND		660	120	ug/kg dry	1.00	10/14/09 17:42	JLG	9J12076	8270C
Phenanthrene	**40**	J	340	7.1	ug/kg dry	1.00	10/14/09 17:42	JLG	9J12076	8270C
Phenol	ND		340	35	ug/kg dry	1.00	10/14/09 17:42	JLG	9J12076	8270C
Pyrene	ND		340	2.2	ug/kg dry	1.00	10/14/09 17:42	JLG	9J12076	8270C
2,4,6-Tribromophenol	*86 %*		*Surr Limits: (39-146%)*				*10/14/09 17:42*	*JLG*	*9J12076*	*8270C*
2-Fluorobiphenyl	*83 %*		*Surr Limits: (37-120%)*				*10/14/09 17:42*	*JLG*	*9J12076*	*8270C*
2-Fluorophenol	*74 %*		*Surr Limits: (18-120%)*				*10/14/09 17:42*	*JLG*	*9J12076*	*8270C*
Nitrobenzene-d5	*82 %*		*Surr Limits: (34-132%)*				*10/14/09 17:42*	*JLG*	*9J12076*	*8270C*
Phenol-d5	*83 %*		*Surr Limits: (11-120%)*				*10/14/09 17:42*	*JLG*	*9J12076*	*8270C*
p-Terphenyl-d14	*78 %*		*Surr Limits: (58-147%)*				*10/14/09 17:42*	*JLG*	*9J12076*	*8270C*
Polychlorinated Biphenyls by EPA Method 8082										
Aroclor 1016	ND		34	6.5	ug/kg dry	1.00	10/13/09 09:58	JxM	9J10009	8082
Aroclor 1221	ND		34	6.5	ug/kg dry	1.00	10/13/09 09:58	JxM	9J10009	8082
Aroclor 1232	ND		34	6.5	ug/kg dry	1.00	10/13/09 09:58	JxM	9J10009	8082
Aroclor 1242	ND		34	7.3	ug/kg dry	1.00	10/13/09 09:58	JxM	9J10009	8082
Aroclor 1248	ND		34	6.6	ug/kg dry	1.00	10/13/09 09:58	JxM	9J10009	8082
Aroclor 1254	ND		34	7.1	ug/kg dry	1.00	10/13/09 09:58	JxM	9J10009	8082
Aroclor 1260	ND		34	7.1	ug/kg dry	1.00	10/13/09 09:58	JxM	9J10009	8082
Decachlorobiphenyl	*108 %*		*Surr Limits: (34-148%)*				*10/13/09 09:58*	*JxM*	*9J10009*	*8082*
Tetrachloro-m-xylene	*92 %*		*Surr Limits: (35-134%)*				*10/13/09 09:58*	*JxM*	*9J10009*	*8082*
Total Metals by SW 846 Series Methods										
Antimony	ND		32.0	NR	mg/kg dry	1.00	10/14/09 07:27	LMH	9J12050	6010B
Arsenic	ND		4.3	NR	mg/kg dry	1.00	10/14/09 07:27	LMH	9J12050	6010B
Barium	**17.2**		1.07	NR	mg/kg dry	1.00	10/14/09 07:27	LMH	9J12050	6010B
Beryllium	ND		0.426	NR	mg/kg dry	1.00	10/14/09 07:27	LMH	9J12050	6010B
Cadmium	ND		0.426	NR	mg/kg dry	1.00	10/14/09 07:27	LMH	9J12050	6010B
Calcium	**3570**		107	NR	mg/kg dry	1.00	10/14/09 07:27	LMH	9J12050	6010B
Chromium	**17.6**		1.07	NR	mg/kg dry	1.00	10/14/09 07:27	LMH	9J12050	6010B
Cobalt	ND		1.07	NR	mg/kg dry	1.00	10/14/09 07:27	LMH	9J12050	6010B
Copper	**9.7**		2.1	NR	mg/kg dry	1.00	10/14/09 07:27	LMH	9J12050	6010B

Benchmark Environmental & Engineering Science
2558 Hamburg Turnpike, Suite 300
Lackawanna, NY 14218

SDG Number: RSJ0652

Project: Benchmark - Globe site
Project Number: TURN

Received: 10/09/09
Reported: 10/28/09 15:41

Analytical Report

Analyte	Sample Result	Data Qualifiers	RL	MDL	Units	Dil Fac	Date Analyzed	Lab Tech	Batch	Method
Client ID: SS-19 (RSJ0652-08 - Solid) - cont.						**Sampled: 10/07/09 14:15**		**Recvd: 10/09/09 11:30**		
Total Metals by SW 846 Series Methods - cont.										
Iron	**1740**		21.3	NR	mg/kg dry	1.00	10/14/09 07:27	LMH	9J12050	6010B
Lead	**6.0**		2.1	NR	mg/kg dry	1.00	10/14/09 07:27	LMH	9J12050	6010B
Manganese	**52.6**		0.4	NR	mg/kg dry	1.00	10/14/09 07:27	LMH	9J12050	6010B
Nickel	**11.1**		10.7	NR	mg/kg dry	1.00	10/14/09 07:27	LMH	9J12050	6010B
Selenium	ND		8.5	NR	mg/kg dry	1.00	10/14/09 07:27	LMH	9J12050	6010B
Silver	ND		1.07	NR	mg/kg dry	1.00	10/14/09 07:27	LMH	9J12050	6010B
Sodium	ND		298	NR	mg/kg dry	1.00	10/14/09 07:27	LMH	9J12050	6010B
Thallium	ND		12.8	NR	mg/kg dry	1.00	10/14/09 07:27	LMH	9J12050	6010B
Vanadium	**1.13**		1.07	NR	mg/kg dry	1.00	10/14/09 07:27	LMH	9J12050	6010B
Zinc	**29.4**		4.3	NR	mg/kg dry	1.00	10/14/09 07:27	LMH	9J12050	6010B
Mercury	ND		0.0418	NR	mg/kg dry	1.00	10/14/09 20:00	MXM	9J13027	7471A
General Chemistry Parameters										
Percent Solids	**49**		0.010	NR	%	1.00	10/12/09 16:48	JR	9J12049	Dry Weight

Benchmark Environmental & Engineering Science
2558 Hamburg Turnpike, Suite 300
Lackawanna, NY 14218

SDG Number: RSJ0652

Project: Benchmark - Globe site
Project Number: TURN

Received: 10/09/09
Reported: 10/28/09 15:41

Analytical Report

Analyte	Sample Result	Data Qualifiers	RL	MDL	Units	Dil Fac	Date Analyzed	Lab Tech	Batch	Method
Client ID: SS-19 (RSJ0652-08RE1 - Solid)						**Sampled: 10/07/09 14:15**		**Recvd: 10/09/09 11:30**		
Total Metals by SW 846 Series Methods										
Aluminum	**243**		20.2	NR	mg/kg dry	1.00	10/16/09 06:04	DAN	9J15016	6010B
Magnesium	**342**		40.5	NR	mg/kg dry	1.00	10/16/09 06:04	DAN	9J15016	6010B
Potassium	**123**		60.7	NR	mg/kg dry	1.00	10/16/09 06:04	DAN	9J15016	6010B

Benchmark Environmental & Engineering Science
2558 Hamburg Turnpike, Suite 300
Lackawanna, NY 14218

SDG Number: RSJ0652

Project: Benchmark - Globe site
Project Number: TURN

Received: 10/09/09
Reported: 10/28/09 15:41

Analytical Report

Client ID: SS-20 (RSJ0652-09 - Solid) — **Sampled: 10/07/09 14:24** — **Recvd: 10/09/09 11:30**

Semivolatile Organics by GC/MS

Analyte	Sample Result	Data Qualifiers	RL	MDL	Units	Dil Fac	Date Analyzed	Lab Tech	Batch	Method
2,4,5-Trichlorophenol	ND	D10	3400	730	ug/kg dry	10.0	10/15/09 14:34	MKP	9J12076	8270C
2,4,6-Trichlorophenol	ND	D10	3400	220	ug/kg dry	10.0	10/15/09 14:34	MKP	9J12076	8270C
2,4-Dichlorophenol	ND	D10	3400	180	ug/kg dry	10.0	10/15/09 14:34	MKP	9J12076	8270C
2,4-Dimethylphenol	ND	D10	3400	900	ug/kg dry	10.0	10/15/09 14:34	MKP	9J12076	8270C
2,4-Dinitrophenol	ND	D10	6500	1200	ug/kg dry	10.0	10/15/09 14:34	MKP	9J12076	8270C
2,4-Dinitrotoluene	ND	D10	3400	520	ug/kg dry	10.0	10/15/09 14:34	MKP	9J12076	8270C
2,6-Dinitrotoluene	ND	D10	3400	820	ug/kg dry	10.0	10/15/09 14:34	MKP	9J12076	8270C
2-Chloronaphthalene	ND	D10	3400	220	ug/kg dry	10.0	10/15/09 14:34	MKP	9J12076	8270C
2-Chlorophenol	ND	D10	3400	170	ug/kg dry	10.0	10/15/09 14:34	MKP	9J12076	8270C
2-Methylnaphthalene	ND	D10	3400	40	ug/kg dry	10.0	10/15/09 14:34	MKP	9J12076	8270C
2-Methylphenol	ND	D10	3400	100	ug/kg dry	10.0	10/15/09 14:34	MKP	9J12076	8270C
2-Nitroaniline	ND	D10	6500	1100	ug/kg dry	10.0	10/15/09 14:34	MKP	9J12076	8270C
2-Nitrophenol	ND	D10	3400	150	ug/kg dry	10.0	10/15/09 14:34	MKP	9J12076	8270C
3,3'-Dichlorobenzidine	ND	D10	3400	2900	ug/kg dry	10.0	10/15/09 14:34	MKP	9J12076	8270C
3-Nitroaniline	ND	D10	6500	770	ug/kg dry	10.0	10/15/09 14:34	MKP	9J12076	8270C
4,6-Dinitro-2-methylphenol	ND	D10	6500	1200	ug/kg dry	10.0	10/15/09 14:34	MKP	9J12076	8270C
4-Bromophenyl phenyl ether	ND	D10	3400	1100	ug/kg dry	10.0	10/15/09 14:34	MKP	9J12076	8270C
4-Chloro-3-methylphenol	ND	D10	3400	140	ug/kg dry	10.0	10/15/09 14:34	MKP	9J12076	8270C
4-Chloroaniline	ND	D10	3400	980	ug/kg dry	10.0	10/15/09 14:34	MKP	9J12076	8270C
4-Chlorophenyl phenyl ether	ND	D10	3400	71	ug/kg dry	10.0	10/15/09 14:34	MKP	9J12076	8270C
4-Methylphenol	ND	D10	3400	190	ug/kg dry	10.0	10/15/09 14:34	MKP	9J12076	8270C
4-Nitroaniline	ND	D10	6500	370	ug/kg dry	10.0	10/15/09 14:34	MKP	9J12076	8270C
4-Nitrophenol	ND	D10	6500	810	ug/kg dry	10.0	10/15/09 14:34	MKP	9J12076	8270C
Acenaphthene	ND	D10	3400	39	ug/kg dry	10.0	10/15/09 14:34	MKP	9J12076	8270C
Acenaphthylene	ND	D10	3400	27	ug/kg dry	10.0	10/15/09 14:34	MKP	9J12076	8270C
Acetophenone	ND	D10	3400	170	ug/kg dry	10.0	10/15/09 14:34	MKP	9J12076	8270C
Anthracene	ND	D10	3400	85	ug/kg dry	10.0	10/15/09 14:34	MKP	9J12076	8270C
Atrazine	ND	D10	3400	150	ug/kg dry	10.0	10/15/09 14:34	MKP	9J12076	8270C
Benzaldehyde	ND	D10	3400	370	ug/kg dry	10.0	10/15/09 14:34	MKP	9J12076	8270C
Benzo(a)anthracene	**280**	D10,J	3400	58	ug/kg dry	10.0	10/15/09 14:34	MKP	9J12076	8270C
Benzo(a)pyrene	ND	D10	3400	80	ug/kg dry	10.0	10/15/09 14:34	MKP	9J12076	8270C
Benzo(b)fluoranthene	ND	D10	3400	65	ug/kg dry	10.0	10/15/09 14:34	MKP	9J12076	8270C
Benzo(ghi)perylene	ND	D10	3400	40	ug/kg dry	10.0	10/15/09 14:34	MKP	9J12076	8270C
Benzo(k)fluoranthene	ND	D10	3400	37	ug/kg dry	10.0	10/15/09 14:34	MKP	9J12076	8270C
Biphenyl	ND	D10	3400	210	ug/kg dry	10.0	10/15/09 14:34	MKP	9J12076	8270C
Bis(2-chloroethoxy)methane	ND	D10	3400	180	ug/kg dry	10.0	10/15/09 14:34	MKP	9J12076	8270C
Bis(2-chloroethyl)ether	ND	D10	3400	290	ug/kg dry	10.0	10/15/09 14:34	MKP	9J12076	8270C
2,2'-Oxybis(1-Chloropropane)	ND	D10	3400	350	ug/kg dry	10.0	10/15/09 14:34	MKP	9J12076	8270C
Bis(2-ethylhexyl) phthalate	ND	D10	3400	1100	ug/kg dry	10.0	10/15/09 14:34	MKP	9J12076	8270C
Butyl benzyl phthalate	ND	D10	3400	900	ug/kg dry	10.0	10/15/09 14:34	MKP	9J12076	8270C
Caprolactam	ND	D10	3400	1400	ug/kg dry	10.0	10/15/09 14:34	MKP	9J12076	8270C
Carbazole	ND	D10	3400	39	ug/kg dry	10.0	10/15/09 14:34	MKP	9J12076	8270C
Chrysene	**240**	D10,J	3400	33	ug/kg dry	10.0	10/15/09 14:34	MKP	9J12076	8270C
Dibenzo(a,h)anthracene	ND	D10	3400	39	ug/kg dry	10.0	10/15/09 14:34	MKP	9J12076	8270C
Dibenzofuran	ND	D10	3400	35	ug/kg dry	10.0	10/15/09 14:34	MKP	9J12076	8270C
Diethyl phthalate	ND	D10	3400	100	ug/kg dry	10.0	10/15/09 14:34	MKP	9J12076	8270C

Benchmark Environmental & Engineering Science
2558 Hamburg Turnpike, Suite 300
Lackawanna, NY 14218

SDG Number: RSJ0652

Project: Benchmark - Globe site
Project Number: TURN

Received: 10/09/09
Reported: 10/28/09 15:41

Analytical Report

Client ID: SS-20 (RSJ0652-09 - Solid) - cont. **Sampled: 10/07/09 14:24** **Recvd: 10/09/09 11:30**

Analyte	Sample Result	Data Qualifiers	RL	MDL	Units	Dil Fac	Date Analyzed	Lab Tech	Batch	Method
Semivolatile Organics by GC/MS - cont.										
Dimethyl phthalate	ND	D10	3400	87	ug/kg dry	10.0	10/15/09 14:34	MKP	9J12076	8270C
Di-n-butyl phthalate	ND	D10	3400	1200	ug/kg dry	10.0	10/15/09 14:34	MKP	9J12076	8270C
Di-n-octyl phthalate	ND	D10	3400	78	ug/kg dry	10.0	10/15/09 14:34	MKP	9J12076	8270C
Fluoranthene	**500**	D10,J	3400	48	ug/kg dry	10.0	10/15/09 14:34	MKP	9J12076	8270C
Fluorene	ND	D10	3400	77	ug/kg dry	10.0	10/15/09 14:34	MKP	9J12076	8270C
Hexachlorobenzene	ND	D10	3400	170	ug/kg dry	10.0	10/15/09 14:34	MKP	9J12076	8270C
Hexachlorobutadiene	ND	D10	3400	170	ug/kg dry	10.0	10/15/09 14:34	MKP	9J12076	8270C
Hexachlorocyclopentadiene	ND	D10	3400	1000	ug/kg dry	10.0	10/15/09 14:34	MKP	9J12076	8270C
Hexachloroethane	ND	D10	3400	260	ug/kg dry	10.0	10/15/09 14:34	MKP	9J12076	8270C
Indeno(1,2,3-cd)pyrene	ND	D10	3400	92	ug/kg dry	10.0	10/15/09 14:34	MKP	9J12076	8270C
Isophorone	ND	D10	3400	170	ug/kg dry	10.0	10/15/09 14:34	MKP	9J12076	8270C
Naphthalene	ND	D10	3400	56	ug/kg dry	10.0	10/15/09 14:34	MKP	9J12076	8270C
Nitrobenzene	ND	D10	3400	150	ug/kg dry	10.0	10/15/09 14:34	MKP	9J12076	8270C
N-Nitrosodi-n-propylamine	ND	D10	3400	260	ug/kg dry	10.0	10/15/09 14:34	MKP	9J12076	8270C
N-Nitrosodiphenylamine	ND	D10	3400	180	ug/kg dry	10.0	10/15/09 14:34	MKP	9J12076	8270C
Pentachlorophenol	ND	D10	6500	1100	ug/kg dry	10.0	10/15/09 14:34	MKP	9J12076	8270C
Phenanthrene	ND	D10	3400	70	ug/kg dry	10.0	10/15/09 14:34	MKP	9J12076	8270C
Phenol	ND	D10	3400	350	ug/kg dry	10.0	10/15/09 14:34	MKP	9J12076	8270C
Pyrene	**390**	D10,J	3400	22	ug/kg dry	10.0	10/15/09 14:34	MKP	9J12076	8270C
2,4,6-Tribromophenol	*55 %*	*D10*	*Surr Limits: (39-146%)*				*10/15/09 14:34*	*MKP*	*9J12076*	*8270C*
2-Fluorobiphenyl	*70 %*	*D10*	*Surr Limits: (37-120%)*				*10/15/09 14:34*	*MKP*	*9J12076*	*8270C*
2-Fluorophenol	*66 %*	*D10*	*Surr Limits: (18-120%)*				*10/15/09 14:34*	*MKP*	*9J12076*	*8270C*
Nitrobenzene-d5	*69 %*	*D10*	*Surr Limits: (34-132%)*				*10/15/09 14:34*	*MKP*	*9J12076*	*8270C*
Phenol-d5	*72 %*	*D10*	*Surr Limits: (11-120%)*				*10/15/09 14:34*	*MKP*	*9J12076*	*8270C*
p-Terphenyl-d14	*61 %*	*D10*	*Surr Limits: (58-147%)*				*10/15/09 14:34*	*MKP*	*9J12076*	*8270C*
Polychlorinated Biphenyls by EPA Method 8082										
Aroclor 1016	ND		33	6.4	ug/kg dry	1.00	10/13/09 10:13	JxM	9J10009	8082
Aroclor 1221	ND		33	6.4	ug/kg dry	1.00	10/13/09 10:13	JxM	9J10009	8082
Aroclor 1232	ND		33	6.4	ug/kg dry	1.00	10/13/09 10:13	JxM	9J10009	8082
Aroclor 1242	ND		33	7.1	ug/kg dry	1.00	10/13/09 10:13	JxM	9J10009	8082
Aroclor 1248	ND		33	6.4	ug/kg dry	1.00	10/13/09 10:13	JxM	9J10009	8082
Aroclor 1254	**13**	J	33	6.9	ug/kg dry	1.00	10/13/09 10:13	JxM	9J10009	8082
Aroclor 1260	ND		33	6.9	ug/kg dry	1.00	10/13/09 10:13	JxM	9J10009	8082
Decachlorobiphenyl	*114 %*		*Surr Limits: (34-148%)*				*10/13/09 10:13*	*JxM*	*9J10009*	*8082*
Tetrachloro-m-xylene	*91 %*		*Surr Limits: (35-134%)*				*10/13/09 10:13*	*JxM*	*9J10009*	*8082*
Total Metals by SW 846 Series Methods										
Antimony	**30.8**		30.5	NR	mg/kg dry	1.00	10/14/09 07:45	LMH	9J12050	6010B
Arsenic	ND		4.1	NR	mg/kg dry	1.00	10/14/09 07:45	LMH	9J12050	6010B
Barium	**42.4**		1.02	NR	mg/kg dry	1.00	10/14/09 07:45	LMH	9J12050	6010B
Beryllium	ND		0.406	NR	mg/kg dry	1.00	10/14/09 07:45	LMH	9J12050	6010B
Cadmium	**0.975**		0.406	NR	mg/kg dry	1.00	10/14/09 07:45	LMH	9J12050	6010B
Calcium	**12700**		102	NR	mg/kg dry	1.00	10/14/09 07:45	LMH	9J12050	6010B
Chromium	**1390**		1.02	NR	mg/kg dry	1.00	10/14/09 07:45	LMH	9J12050	6010B
Cobalt	**226**		1.02	NR	mg/kg dry	1.00	10/14/09 07:45	LMH	9J12050	6010B
Copper	**110**		2.0	NR	mg/kg dry	1.00	10/14/09 07:45	LMH	9J12050	6010B

Benchmark Environmental & Engineering Science
2558 Hamburg Turnpike, Suite 300
Lackawanna, NY 14218

SDG Number: RSJ0652

Project: Benchmark - Globe site
Project Number: TURN

Received: 10/09/09
Reported: 10/28/09 15:41

Analytical Report

Analyte	Sample Result	Data Qualifiers	RL	MDL	Units	Dil Fac	Date Analyzed	Lab Tech	Batch	Method
Client ID: SS-20 (RSJ0652-09 - Solid) - cont.						**Sampled: 10/07/09 14:24**		**Recvd: 10/09/09 11:30**		
Total Metals by SW 846 Series Methods - cont.										
Iron	**24700**		20.3	NR	mg/kg dry	1.00	10/14/09 07:45	LMH	9J12050	6010B
Lead	**32.5**		2.0	NR	mg/kg dry	1.00	10/14/09 07:45	LMH	9J12050	6010B
Manganese	**626**		0.4	NR	mg/kg dry	1.00	10/14/09 07:45	LMH	9J12050	6010B
Nickel	**2440**		10.2	NR	mg/kg dry	1.00	10/14/09 07:45	LMH	9J12050	6010B
Selenium	ND		8.1	NR	mg/kg dry	1.00	10/14/09 07:45	LMH	9J12050	6010B
Silver	ND		1.02	NR	mg/kg dry	1.00	10/14/09 07:45	LMH	9J12050	6010B
Sodium	ND		284	NR	mg/kg dry	1.00	10/14/09 07:45	LMH	9J12050	6010B
Thallium	ND		12.2	NR	mg/kg dry	1.00	10/14/09 07:45	LMH	9J12050	6010B
Vanadium	**28.4**		1.02	NR	mg/kg dry	1.00	10/14/09 07:45	LMH	9J12050	6010B
Zinc	**118**		4.1	NR	mg/kg dry	1.00	10/14/09 07:45	LMH	9J12050	6010B
Mercury	ND		0.0392	NR	mg/kg dry	1.00	10/14/09 20:02	MXM	9J13027	7471A
General Chemistry Parameters										
Percent Solids	**50**		0.010	NR	%	1.00	10/12/09 16:50	JR	9J12049	Dry Weight

TestAmerica
THE LEADER IN ENVIRONMENTAL TESTING

Benchmark Environmental & Engineering Science
2558 Hamburg Turnpike, Suite 300
Lackawanna, NY 14218

SDG Number: RSJ0652

Project: Benchmark - Globe site
Project Number: TURN

Received: 10/09/09
Reported: 10/28/09 15:41

Analytical Report

Analyte	Sample Result	Data Qualifiers	RL	MDL	Units	Dil Fac	Date Analyzed	Lab Tech	Batch	Method
Client ID: SS-20 (RSJ0652-09RE1 - Solid)						**Sampled: 10/07/09 14:24**		**Recvd: 10/09/09 11:30**		
Total Metals by SW 846 Series Methods										
Aluminum	**869**		22.0	NR	mg/kg dry	1.00	10/16/09 06:09	DAN	9J15016	6010B
Magnesium	**6140**		43.9	NR	mg/kg dry	1.00	10/16/09 06:09	DAN	9J15016	6010B
Potassium	**629**		65.9	NR	mg/kg dry	1.00	10/16/09 06:09	DAN	9J15016	6010B

Benchmark Environmental & Engineering Science
2558 Hamburg Turnpike, Suite 300
Lackawanna, NY 14218

SDG Number: RSJ0652

Project: Benchmark - Globe site
Project Number: TURN

Received: 10/09/09
Reported: 10/28/09 15:41

Analytical Report

Client ID: SS-21 (RSJ0652-10 - Solid) — **Sampled: 10/07/09 14:38** — **Recvd: 10/09/09 11:30**

Semivolatile Organics by GC/MS

Analyte	Sample Result	Data Qualifiers	RL	MDL	Units	Dil Fac	Date Analyzed	Lab Tech	Batch	Method
2,4,5-Trichlorophenol	ND	D12	9800	2100	ug/kg dry	50.0	10/15/09 14:58	MKP	9J12076	8270C
2,4,6-Trichlorophenol	ND	D12	9800	640	ug/kg dry	50.0	10/15/09 14:58	MKP	9J12076	8270C
2,4-Dichlorophenol	ND	D12	9800	510	ug/kg dry	50.0	10/15/09 14:58	MKP	9J12076	8270C
2,4-Dimethylphenol	ND	D12	9800	2600	ug/kg dry	50.0	10/15/09 14:58	MKP	9J12076	8270C
2,4-Dinitrophenol	ND	D12	19000	3400	ug/kg dry	50.0	10/15/09 14:58	MKP	9J12076	8270C
2,4-Dinitrotoluene	ND	D12	9800	1500	ug/kg dry	50.0	10/15/09 14:58	MKP	9J12076	8270C
2,6-Dinitrotoluene	ND	D12	9800	2400	ug/kg dry	50.0	10/15/09 14:58	MKP	9J12076	8270C
2-Chloronaphthalene	ND	D12	9800	650	ug/kg dry	50.0	10/15/09 14:58	MKP	9J12076	8270C
2-Chlorophenol	ND	D12	9800	500	ug/kg dry	50.0	10/15/09 14:58	MKP	9J12076	8270C
2-Methylnaphthalene	ND	D12	9800	120	ug/kg dry	50.0	10/15/09 14:58	MKP	9J12076	8270C
2-Methylphenol	ND	D12	9800	300	ug/kg dry	50.0	10/15/09 14:58	MKP	9J12076	8270C
2-Nitroaniline	ND	D12	19000	3100	ug/kg dry	50.0	10/15/09 14:58	MKP	9J12076	8270C
2-Nitrophenol	ND	D12	9800	440	ug/kg dry	50.0	10/15/09 14:58	MKP	9J12076	8270C
3,3'-Dichlorobenzidine	ND	D12	9800	8500	ug/kg dry	50.0	10/15/09 14:58	MKP	9J12076	8270C
3-Nitroaniline	ND	D12	19000	2200	ug/kg dry	50.0	10/15/09 14:58	MKP	9J12076	8270C
4,6-Dinitro-2-methylphenol	ND	D12	19000	3400	ug/kg dry	50.0	10/15/09 14:58	MKP	9J12076	8270C
4-Bromophenyl phenyl ether	ND	D12	9800	3100	ug/kg dry	50.0	10/15/09 14:58	MKP	9J12076	8270C
4-Chloro-3-methylphenol	ND	D12	9800	400	ug/kg dry	50.0	10/15/09 14:58	MKP	9J12076	8270C
4-Chloroaniline	ND	D12	9800	2900	ug/kg dry	50.0	10/15/09 14:58	MKP	9J12076	8270C
4-Chlorophenyl phenyl ether	ND	D12	9800	210	ug/kg dry	50.0	10/15/09 14:58	MKP	9J12076	8270C
4-Methylphenol	ND	D12	9800	540	ug/kg dry	50.0	10/15/09 14:58	MKP	9J12076	8270C
4-Nitroaniline	ND	D12	19000	1100	ug/kg dry	50.0	10/15/09 14:58	MKP	9J12076	8270C
4-Nitrophenol	ND	D12	19000	2400	ug/kg dry	50.0	10/15/09 14:58	MKP	9J12076	8270C
Acenaphthene	ND	D12	9800	110	ug/kg dry	50.0	10/15/09 14:58	MKP	9J12076	8270C
Acenaphthylene	ND	D12	9800	80	ug/kg dry	50.0	10/15/09 14:58	MKP	9J12076	8270C
Acetophenone	ND	D12	9800	500	ug/kg dry	50.0	10/15/09 14:58	MKP	9J12076	8270C
Anthracene	ND	D12	9800	250	ug/kg dry	50.0	10/15/09 14:58	MKP	9J12076	8270C
Atrazine	ND	D12	9800	430	ug/kg dry	50.0	10/15/09 14:58	MKP	9J12076	8270C
Benzaldehyde	ND	D12	9800	1100	ug/kg dry	50.0	10/15/09 14:58	MKP	9J12076	8270C
Benzo(a)anthracene	ND	D12	9800	170	ug/kg dry	50.0	10/15/09 14:58	MKP	9J12076	8270C
Benzo(a)pyrene	ND	D12	9800	230	ug/kg dry	50.0	10/15/09 14:58	MKP	9J12076	8270C
Benzo(b)fluoranthene	ND	D12	9800	190	ug/kg dry	50.0	10/15/09 14:58	MKP	9J12076	8270C
Benzo(ghi)perylene	ND	D12	9800	120	ug/kg dry	50.0	10/15/09 14:58	MKP	9J12076	8270C
Benzo(k)fluoranthene	ND	D12	9800	110	ug/kg dry	50.0	10/15/09 14:58	MKP	9J12076	8270C
Biphenyl	ND	D12	9800	610	ug/kg dry	50.0	10/15/09 14:58	MKP	9J12076	8270C
Bis(2-chloroethoxy)methane	ND	D12	9800	530	ug/kg dry	50.0	10/15/09 14:58	MKP	9J12076	8270C
Bis(2-chloroethyl)ether	ND	D12	9800	840	ug/kg dry	50.0	10/15/09 14:58	MKP	9J12076	8270C
2,2'-Oxybis(1-Chloropropane)	ND	D12	9800	1000	ug/kg dry	50.0	10/15/09 14:58	MKP	9J12076	8270C
Bis(2-ethylhexyl) phthalate	ND	D12	9800	3100	ug/kg dry	50.0	10/15/09 14:58	MKP	9J12076	8270C
Butyl benzyl phthalate	ND	D12	9800	2600	ug/kg dry	50.0	10/15/09 14:58	MKP	9J12076	8270C
Caprolactam	ND	D12	9800	4200	ug/kg dry	50.0	10/15/09 14:58	MKP	9J12076	8270C
Carbazole	ND	D12	9800	110	ug/kg dry	50.0	10/15/09 14:58	MKP	9J12076	8270C
Chrysene	ND	D12	9800	97	ug/kg dry	50.0	10/15/09 14:58	MKP	9J12076	8270C
Dibenzo(a,h)anthracene	ND	D12	9800	110	ug/kg dry	50.0	10/15/09 14:58	MKP	9J12076	8270C
Dibenzofuran	ND	D12	9800	100	ug/kg dry	50.0	10/15/09 14:58	MKP	9J12076	8270C
Diethyl phthalate	ND	D12	9800	290	ug/kg dry	50.0	10/15/09 14:58	MKP	9J12076	8270C

Benchmark Environmental & Engineering Science
2558 Hamburg Turnpike, Suite 300
Lackawanna, NY 14218

SDG Number: RSJ0652

Project: Benchmark - Globe site
Project Number: TURN

Received: 10/09/09
Reported: 10/28/09 15:41

Analytical Report

Client ID: SS-21 (RSJ0652-10 - Solid) - cont. **Sampled: 10/07/09 14:38** **Recvd: 10/09/09 11:30**

Analyte	Sample Result	Data Qualifiers	RL	MDL	Units	Dil Fac	Date Analyzed	Lab Tech	Batch	Method
Semivolatile Organics by GC/MS - cont.										
Dimethyl phthalate	ND	D12	9800	250	ug/kg dry	50.0	10/15/09 14:58	MKP	9J12076	8270C
Di-n-butyl phthalate	ND	D12	9800	3400	ug/kg dry	50.0	10/15/09 14:58	MKP	9J12076	8270C
Di-n-octyl phthalate	ND	D12	9800	230	ug/kg dry	50.0	10/15/09 14:58	MKP	9J12076	8270C
Fluoranthene	ND	D12	9800	140	ug/kg dry	50.0	10/15/09 14:58	MKP	9J12076	8270C
Fluorene	ND	D12	9800	220	ug/kg dry	50.0	10/15/09 14:58	MKP	9J12076	8270C
Hexachlorobenzene	ND	D12	9800	480	ug/kg dry	50.0	10/15/09 14:58	MKP	9J12076	8270C
Hexachlorobutadiene	ND	D12	9800	500	ug/kg dry	50.0	10/15/09 14:58	MKP	9J12076	8270C
Hexachlorocyclopentadiene	ND	D12	9800	2900	ug/kg dry	50.0	10/15/09 14:58	MKP	9J12076	8270C
Hexachloroethane	ND	D12	9800	750	ug/kg dry	50.0	10/15/09 14:58	MKP	9J12076	8270C
Indeno(1,2,3-cd)pyrene	ND	D12	9800	270	ug/kg dry	50.0	10/15/09 14:58	MKP	9J12076	8270C
Isophorone	ND	D12	9800	490	ug/kg dry	50.0	10/15/09 14:58	MKP	9J12076	8270C
Naphthalene	ND	D12	9800	160	ug/kg dry	50.0	10/15/09 14:58	MKP	9J12076	8270C
Nitrobenzene	ND	D12	9800	430	ug/kg dry	50.0	10/15/09 14:58	MKP	9J12076	8270C
N-Nitrosodi-n-propylamine	ND	D12	9800	770	ug/kg dry	50.0	10/15/09 14:58	MKP	9J12076	8270C
N-Nitrosodiphenylamine	ND	D12	9800	530	ug/kg dry	50.0	10/15/09 14:58	MKP	9J12076	8270C
Pentachlorophenol	ND	D12	19000	3300	ug/kg dry	50.0	10/15/09 14:58	MKP	9J12076	8270C
Phenanthrene	ND	D12	9800	200	ug/kg dry	50.0	10/15/09 14:58	MKP	9J12076	8270C
Phenol	ND	D12	9800	1000	ug/kg dry	50.0	10/15/09 14:58	MKP	9J12076	8270C
Pyrene	ND	D12	9800	63	ug/kg dry	50.0	10/15/09 14:58	MKP	9J12076	8270C
2,4,6-Tribromophenol	*17 %*	*D12,Z6*	*Surr Limits: (39-146%)*				*10/15/09 14:58*	*MKP*	*9J12076*	*8270C*
2-Fluorobiphenyl	*70 %*	*D12*	*Surr Limits: (37-120%)*				*10/15/09 14:58*	*MKP*	*9J12076*	*8270C*
2-Fluorophenol	*51 %*	*D12*	*Surr Limits: (18-120%)*				*10/15/09 14:58*	*MKP*	*9J12076*	*8270C*
Nitrobenzene-d5	*52 %*	*D12*	*Surr Limits: (34-132%)*				*10/15/09 14:58*	*MKP*	*9J12076*	*8270C*
Phenol-d5	*54 %*	*D12*	*Surr Limits: (11-120%)*				*10/15/09 14:58*	*MKP*	*9J12076*	*8270C*
p-Terphenyl-d14	*60 %*	*D12*	*Surr Limits: (58-147%)*				*10/15/09 14:58*	*MKP*	*9J12076*	*8270C*
Polychlorinated Biphenyls by EPA Method 8082										
Aroclor 1016	ND		19	3.7	ug/kg dry	1.00	10/13/09 10:27	JxM	9J10009	8082
Aroclor 1221	ND		19	3.7	ug/kg dry	1.00	10/13/09 10:27	JxM	9J10009	8082
Aroclor 1232	ND		19	3.7	ug/kg dry	1.00	10/13/09 10:27	JxM	9J10009	8082
Aroclor 1242	ND		19	4.1	ug/kg dry	1.00	10/13/09 10:27	JxM	9J10009	8082
Aroclor 1248	ND		19	3.7	ug/kg dry	1.00	10/13/09 10:27	JxM	9J10009	8082
Aroclor 1254	**25**		19	4.0	ug/kg dry	1.00	10/13/09 10:27	JxM	9J10009	8082
Aroclor 1260	ND		19	4.0	ug/kg dry	1.00	10/13/09 10:27	JxM	9J10009	8082
Decachlorobiphenyl	*83 %*		*Surr Limits: (34-148%)*				*10/13/09 10:27*	*JxM*	*9J10009*	*8082*
Tetrachloro-m-xylene	*79 %*		*Surr Limits: (35-134%)*				*10/13/09 10:27*	*JxM*	*9J10009*	*8082*
Total Metals by SW 846 Series Methods										
Antimony	ND		18.1	NR	mg/kg dry	1.00	10/14/09 07:50	LMH	9J12050	6010B
Arsenic	**8.2**		2.4	NR	mg/kg dry	1.00	10/14/09 07:50	LMH	9J12050	6010B
Barium	**83.2**		0.603	NR	mg/kg dry	1.00	10/14/09 07:50	LMH	9J12050	6010B
Beryllium	**0.322**		0.241	NR	mg/kg dry	1.00	10/14/09 07:50	LMH	9J12050	6010B
Cadmium	**1.06**		0.241	NR	mg/kg dry	1.00	10/14/09 07:50	LMH	9J12050	6010B
Calcium	**87000**	D08	301	NR	mg/kg dry	5.00	10/14/09 16:51	LMH	9J12050	6010B
Chromium	**190**		0.603	NR	mg/kg dry	1.00	10/14/09 07:50	LMH	9J12050	6010B
Cobalt	**7.29**		0.603	NR	mg/kg dry	1.00	10/14/09 07:50	LMH	9J12050	6010B
Copper	**130**		1.2	NR	mg/kg dry	1.00	10/14/09 07:50	LMH	9J12050	6010B

Benchmark Environmental & Engineering Science
2558 Hamburg Turnpike, Suite 300
Lackawanna, NY 14218

SDG Number: RSJ0652

Project: Benchmark - Globe site
Project Number: TURN

Received: 10/09/09
Reported: 10/28/09 15:41

Analytical Report

Analyte	Sample Result	Data Qualifiers	RL	MDL	Units	Dil Fac	Date Analyzed	Lab Tech	Batch	Method
Client ID: SS-21 (RSJ0652-10 - Solid) - cont.						**Sampled: 10/07/09 14:38**		**Recvd: 10/09/09 11:30**		
Total Metals by SW 846 Series Methods - cont.										
Iron	**27400**		12.1	NR	mg/kg dry	1.00	10/14/09 07:50	LMH	9J12050	6010B
Lead	**197**		1.2	NR	mg/kg dry	1.00	10/14/09 07:50	LMH	9J12050	6010B
Manganese	**1040**		0.2	NR	mg/kg dry	1.00	10/14/09 07:50	LMH	9J12050	6010B
Nickel	**133**		6.03	NR	mg/kg dry	1.00	10/14/09 07:50	LMH	9J12050	6010B
Selenium	ND		4.8	NR	mg/kg dry	1.00	10/14/09 07:50	LMH	9J12050	6010B
Silver	ND		0.603	NR	mg/kg dry	1.00	10/14/09 07:50	LMH	9J12050	6010B
Sodium	ND		169	NR	mg/kg dry	1.00	10/14/09 07:50	LMH	9J12050	6010B
Thallium	ND		7.2	NR	mg/kg dry	1.00	10/14/09 07:50	LMH	9J12050	6010B
Vanadium	**7.86**		0.603	NR	mg/kg dry	1.00	10/14/09 07:50	LMH	9J12050	6010B
Zinc	**594**		2.4	NR	mg/kg dry	1.00	10/14/09 07:50	LMH	9J12050	6010B
Mercury	**0.117**		0.0223	NR	mg/kg dry	1.00	10/14/09 20:08	MXM	9J13027	7471A
General Chemistry Parameters										
Percent Solids	**86**		0.010	NR	%	1.00	10/12/09 16:52	JR	9J12049	Dry Weight

Benchmark Environmental & Engineering Science
2558 Hamburg Turnpike, Suite 300
Lackawanna, NY 14218

SDG Number: RSJ0652

Project: Benchmark - Globe site
Project Number: TURN

Received: 10/09/09
Reported: 10/28/09 15:41

Analytical Report

Analyte	Sample Result	Data Qualifiers	RL	MDL	Units	Dil Fac	Date Analyzed	Lab Tech	Batch	Method
Client ID: SS-21 (RSJ0652-10RE1 - Solid)						**Sampled: 10/07/09 14:38**		**Recvd: 10/09/09 11:30**		
Total Metals by SW 846 Series Methods										
Aluminum	**1630**		11.5	NR	mg/kg dry	1.00	10/16/09 06:27	DAN	9J15016	6010B
Magnesium	**14600**		22.9	NR	mg/kg dry	1.00	10/16/09 06:27	DAN	9J15016	6010B
Potassium	**294**		34.4	NR	mg/kg dry	1.00	10/16/09 06:27	DAN	9J15016	6010B

Benchmark Environmental & Engineering Science
2558 Hamburg Turnpike, Suite 300
Lackawanna, NY 14218

SDG Number: RSJ0652

Project: Benchmark - Globe site
Project Number: TURN

Received: 10/09/09
Reported: 10/28/09 15:41

Analytical Report

Client ID: SS-22 (RSJ0652-11 - Solid) — **Sampled: 10/07/09 14:50** — **Recvd: 10/09/09 11:30**

Semivolatile Organics by GC/MS

Analyte	Sample Result	Data Qualifiers	RL	MDL	Units	Dil Fac	Date Analyzed	Lab Tech	Batch	Method
2,4,5-Trichlorophenol	ND	D12	3800	820	ug/kg dry	20.0	10/15/09 15:22	MKP	9J12076	8270C
2,4,6-Trichlorophenol	ND	D12	3800	250	ug/kg dry	20.0	10/15/09 15:22	MKP	9J12076	8270C
2,4-Dichlorophenol	ND	D12	3800	200	ug/kg dry	20.0	10/15/09 15:22	MKP	9J12076	8270C
2,4-Dimethylphenol	ND	D12	3800	1000	ug/kg dry	20.0	10/15/09 15:22	MKP	9J12076	8270C
2,4-Dinitrophenol	ND	D12	7400	1300	ug/kg dry	20.0	10/15/09 15:22	MKP	9J12076	8270C
2,4-Dinitrotoluene	ND	D12	3800	590	ug/kg dry	20.0	10/15/09 15:22	MKP	9J12076	8270C
2,6-Dinitrotoluene	ND	D12	3800	930	ug/kg dry	20.0	10/15/09 15:22	MKP	9J12076	8270C
2-Chloronaphthalene	ND	D12	3800	250	ug/kg dry	20.0	10/15/09 15:22	MKP	9J12076	8270C
2-Chlorophenol	ND	D12	3800	190	ug/kg dry	20.0	10/15/09 15:22	MKP	9J12076	8270C
2-Methylnaphthalene	**180**	D12,J	3800	46	ug/kg dry	20.0	10/15/09 15:22	MKP	9J12076	8270C
2-Methylphenol	ND	D12	3800	120	ug/kg dry	20.0	10/15/09 15:22	MKP	9J12076	8270C
2-Nitroaniline	ND	D12	7400	1200	ug/kg dry	20.0	10/15/09 15:22	MKP	9J12076	8270C
2-Nitrophenol	ND	D12	3800	170	ug/kg dry	20.0	10/15/09 15:22	MKP	9J12076	8270C
3,3'-Dichlorobenzidine	ND	D12	3800	3300	ug/kg dry	20.0	10/15/09 15:22	MKP	9J12076	8270C
3-Nitroaniline	ND	D12	7400	870	ug/kg dry	20.0	10/15/09 15:22	MKP	9J12076	8270C
4,6-Dinitro-2-methylphenol	ND	D12	7400	1300	ug/kg dry	20.0	10/15/09 15:22	MKP	9J12076	8270C
4-Bromophenyl phenyl ether	ND	D12	3800	1200	ug/kg dry	20.0	10/15/09 15:22	MKP	9J12076	8270C
4-Chloro-3-methylphenol	ND	D12	3800	160	ug/kg dry	20.0	10/15/09 15:22	MKP	9J12076	8270C
4-Chloroaniline	ND	D12	3800	1100	ug/kg dry	20.0	10/15/09 15:22	MKP	9J12076	8270C
4-Chlorophenyl phenyl ether	ND	D12	3800	81	ug/kg dry	20.0	10/15/09 15:22	MKP	9J12076	8270C
4-Methylphenol	ND	D12	3800	210	ug/kg dry	20.0	10/15/09 15:22	MKP	9J12076	8270C
4-Nitroaniline	ND	D12	7400	420	ug/kg dry	20.0	10/15/09 15:22	MKP	9J12076	8270C
4-Nitrophenol	ND	D12	7400	920	ug/kg dry	20.0	10/15/09 15:22	MKP	9J12076	8270C
Acenaphthene	ND	D12	3800	44	ug/kg dry	20.0	10/15/09 15:22	MKP	9J12076	8270C
Acenaphthylene	ND	D12	3800	31	ug/kg dry	20.0	10/15/09 15:22	MKP	9J12076	8270C
Acetophenone	ND	D12	3800	190	ug/kg dry	20.0	10/15/09 15:22	MKP	9J12076	8270C
Anthracene	ND	D12	3800	97	ug/kg dry	20.0	10/15/09 15:22	MKP	9J12076	8270C
Atrazine	ND	D12	3800	170	ug/kg dry	20.0	10/15/09 15:22	MKP	9J12076	8270C
Benzaldehyde	ND	D12	3800	410	ug/kg dry	20.0	10/15/09 15:22	MKP	9J12076	8270C
Benzo(a)anthracene	**310**	D12,J	3800	65	ug/kg dry	20.0	10/15/09 15:22	MKP	9J12076	8270C
Benzo(a)pyrene	ND	D12	3800	91	ug/kg dry	20.0	10/15/09 15:22	MKP	9J12076	8270C
Benzo(b)fluoranthene	**400**	D12,J	3800	73	ug/kg dry	20.0	10/15/09 15:22	MKP	9J12076	8270C
Benzo(ghi)perylene	**280**	D12,J	3800	45	ug/kg dry	20.0	10/15/09 15:22	MKP	9J12076	8270C
Benzo(k)fluoranthene	ND	D12	3800	42	ug/kg dry	20.0	10/15/09 15:22	MKP	9J12076	8270C
Biphenyl	ND	D12	3800	240	ug/kg dry	20.0	10/15/09 15:22	MKP	9J12076	8270C
Bis(2-chloroethoxy)methane	ND	D12	3800	210	ug/kg dry	20.0	10/15/09 15:22	MKP	9J12076	8270C
Bis(2-chloroethyl)ether	ND	D12	3800	330	ug/kg dry	20.0	10/15/09 15:22	MKP	9J12076	8270C
2,2'-Oxybis(1-Chloropropane)	ND	D12	3800	400	ug/kg dry	20.0	10/15/09 15:22	MKP	9J12076	8270C
Bis(2-ethylhexyl) phthalate	ND	D12	3800	1200	ug/kg dry	20.0	10/15/09 15:22	MKP	9J12076	8270C
Butyl benzyl phthalate	ND	D12	3800	1000	ug/kg dry	20.0	10/15/09 15:22	MKP	9J12076	8270C
Caprolactam	ND	D12	3800	1600	ug/kg dry	20.0	10/15/09 15:22	MKP	9J12076	8270C
Carbazole	ND	D12	3800	44	ug/kg dry	20.0	10/15/09 15:22	MKP	9J12076	8270C
Chrysene	**280**	D12,J	3800	38	ug/kg dry	20.0	10/15/09 15:22	MKP	9J12076	8270C
Dibenzo(a,h)anthracene	ND	D12	3800	44	ug/kg dry	20.0	10/15/09 15:22	MKP	9J12076	8270C
Dibenzofuran	ND	D12	3800	39	ug/kg dry	20.0	10/15/09 15:22	MKP	9J12076	8270C

Benchmark Environmental & Engineering Science
2558 Hamburg Turnpike, Suite 300
Lackawanna, NY 14218

SDG Number: RSJ0652

Project: Benchmark - Globe site
Project Number: TURN

Received: 10/09/09
Reported: 10/28/09 15:41

Analytical Report

Client ID: SS-22 (RSJ0652-11 - Solid) - cont. **Sampled: 10/07/09 14:50** **Recvd: 10/09/09 11:30**

Analyte	Sample Result	Data Qualifiers	RL	MDL	Units	Dil Fac	Date Analyzed	Lab Tech	Batch	Method
Semivolatile Organics by GC/MS - cont.										
Diethyl phthalate	ND	D12	3800	110	ug/kg dry	20.0	10/15/09 15:22	MKP	9J12076	8270C
Dimethyl phthalate	ND	D12	3800	99	ug/kg dry	20.0	10/15/09 15:22	MKP	9J12076	8270C
Di-n-butyl phthalate	ND	D12	3800	1300	ug/kg dry	20.0	10/15/09 15:22	MKP	9J12076	8270C
Di-n-octyl phthalate	ND	D12	3800	88	ug/kg dry	20.0	10/15/09 15:22	MKP	9J12076	8270C
Fluoranthene	**370**	D12,J	3800	55	ug/kg dry	20.0	10/15/09 15:22	MKP	9J12076	8270C
Fluorene	ND	D12	3800	87	ug/kg dry	20.0	10/15/09 15:22	MKP	9J12076	8270C
Hexachlorobenzene	ND	D12	3800	190	ug/kg dry	20.0	10/15/09 15:22	MKP	9J12076	8270C
Hexachlorobutadiene	ND	D12	3800	190	ug/kg dry	20.0	10/15/09 15:22	MKP	9J12076	8270C
Hexachlorocyclopentadiene	ND	D12	3800	1100	ug/kg dry	20.0	10/15/09 15:22	MKP	9J12076	8270C
Hexachloroethane	ND	D12	3800	290	ug/kg dry	20.0	10/15/09 15:22	MKP	9J12076	8270C
Indeno(1,2,3-cd)pyrene	ND	D12	3800	100	ug/kg dry	20.0	10/15/09 15:22	MKP	9J12076	8270C
Isophorone	ND	D12	3800	190	ug/kg dry	20.0	10/15/09 15:22	MKP	9J12076	8270C
Naphthalene	ND	D12	3800	63	ug/kg dry	20.0	10/15/09 15:22	MKP	9J12076	8270C
Nitrobenzene	ND	D12	3800	170	ug/kg dry	20.0	10/15/09 15:22	MKP	9J12076	8270C
N-Nitrosodi-n-propylamine	ND	D12	3800	300	ug/kg dry	20.0	10/15/09 15:22	MKP	9J12076	8270C
N-Nitrosodiphenylamine	ND	D12	3800	210	ug/kg dry	20.0	10/15/09 15:22	MKP	9J12076	8270C
Pentachlorophenol	ND	D12	7400	1300	ug/kg dry	20.0	10/15/09 15:22	MKP	9J12076	8270C
Phenanthrene	ND	D12	3800	79	ug/kg dry	20.0	10/15/09 15:22	MKP	9J12076	8270C
Phenol	ND	D12	3800	400	ug/kg dry	20.0	10/15/09 15:22	MKP	9J12076	8270C
Pyrene	**310**	D12,J	3800	24	ug/kg dry	20.0	10/15/09 15:22	MKP	9J12076	8270C
2,4,6-Tribromophenol	*37 %*	*D12,Z6*	*Surr Limits: (39-146%)*				*10/15/09 15:22*	*MKP*	*9J12076*	*8270C*
2-Fluorobiphenyl	*66 %*	*D12*	*Surr Limits: (37-120%)*				*10/15/09 15:22*	*MKP*	*9J12076*	*8270C*
2-Fluorophenol	*49 %*	*D12*	*Surr Limits: (18-120%)*				*10/15/09 15:22*	*MKP*	*9J12076*	*8270C*
Nitrobenzene-d5	*57 %*	*D12*	*Surr Limits: (34-132%)*				*10/15/09 15:22*	*MKP*	*9J12076*	*8270C*
Phenol-d5	*57 %*	*D12*	*Surr Limits: (11-120%)*				*10/15/09 15:22*	*MKP*	*9J12076*	*8270C*
p-Terphenyl-d14	*61 %*	*D12*	*Surr Limits: (58-147%)*				*10/15/09 15:22*	*MKP*	*9J12076*	*8270C*
Polychlorinated Biphenyls by EPA Method 8082										
Aroclor 1016	ND		19	3.6	ug/kg dry	1.00	10/13/09 10:42	JxM	9J10009	8082
Aroclor 1221	ND		19	3.6	ug/kg dry	1.00	10/13/09 10:42	JxM	9J10009	8082
Aroclor 1232	ND		19	3.6	ug/kg dry	1.00	10/13/09 10:42	JxM	9J10009	8082
Aroclor 1242	ND		19	4.0	ug/kg dry	1.00	10/13/09 10:42	JxM	9J10009	8082
Aroclor 1248	ND		19	3.6	ug/kg dry	1.00	10/13/09 10:42	JxM	9J10009	8082
Aroclor 1254	**83**		19	3.9	ug/kg dry	1.00	10/13/09 10:42	JxM	9J10009	8082
Aroclor 1260	ND		19	3.9	ug/kg dry	1.00	10/13/09 10:42	JxM	9J10009	8082
Decachlorobiphenyl	*78 %*		*Surr Limits: (34-148%)*				*10/13/09 10:42*	*JxM*	*9J10009*	*8082*
Tetrachloro-m-xylene	*81 %*		*Surr Limits: (35-134%)*				*10/13/09 10:42*	*JxM*	*9J10009*	*8082*
Total Metals by SW 846 Series Methods										
Antimony	ND		17.5	NR	mg/kg dry	1.00	10/14/09 07:57	LMH	9J12050	6010B
Arsenic	**8.5**		2.3	NR	mg/kg dry	1.00	10/14/09 07:57	LMH	9J12050	6010B
Barium	**120**		0.584	NR	mg/kg dry	1.00	10/14/09 07:57	LMH	9J12050	6010B
Beryllium	**1.18**		0.234	NR	mg/kg dry	1.00	10/14/09 07:57	LMH	9J12050	6010B
Cadmium	**1.24**		0.234	NR	mg/kg dry	1.00	10/14/09 07:57	LMH	9J12050	6010B
Calcium	**87300**	D08	292	NR	mg/kg dry	5.00	10/14/09 17:09	LMH	9J12050	6010B
Chromium	**234**		0.584	NR	mg/kg dry	1.00	10/14/09 07:57	LMH	9J12050	6010B
Cobalt	**12.4**		0.584	NR	mg/kg dry	1.00	10/14/09 07:57	LMH	9J12050	6010B

Benchmark Environmental & Engineering Science
2558 Hamburg Turnpike, Suite 300
Lackawanna, NY 14218

SDG Number: RSJ0652

Project: Benchmark - Globe site
Project Number: TURN

Received: 10/09/09
Reported: 10/28/09 15:41

Analytical Report

Analyte	Sample Result	Data Qualifiers	RL	MDL	Units	Dil Fac	Date Analyzed	Lab Tech	Batch	Method
Client ID: SS-22 (RSJ0652-11 - Solid) - cont.						**Sampled: 10/07/09 14:50**		**Recvd: 10/09/09 11:30**		
Total Metals by SW 846 Series Methods - cont.										
Copper	**129**		1.2	NR	mg/kg dry	1.00	10/14/09 07:57	LMH	9J12050	6010B
Iron	**41900**		11.7	NR	mg/kg dry	1.00	10/14/09 07:57	LMH	9J12050	6010B
Lead	**172**		1.2	NR	mg/kg dry	1.00	10/14/09 07:57	LMH	9J12050	6010B
Manganese	**886**		0.2	NR	mg/kg dry	1.00	10/14/09 07:57	LMH	9J12050	6010B
Nickel	**143**		5.84	NR	mg/kg dry	1.00	10/14/09 07:57	LMH	9J12050	6010B
Selenium	ND		4.7	NR	mg/kg dry	1.00	10/14/09 07:57	LMH	9J12050	6010B
Silver	ND		0.584	NR	mg/kg dry	1.00	10/14/09 07:57	LMH	9J12050	6010B
Sodium	ND		164	NR	mg/kg dry	1.00	10/14/09 07:57	LMH	9J12050	6010B
Thallium	ND		7.0	NR	mg/kg dry	1.00	10/14/09 07:57	LMH	9J12050	6010B
Vanadium	**9.94**		0.584	NR	mg/kg dry	1.00	10/14/09 07:57	LMH	9J12050	6010B
Zinc	**542**		2.3	NR	mg/kg dry	1.00	10/14/09 07:57	LMH	9J12050	6010B
Mercury	ND		0.0222	NR	mg/kg dry	1.00	10/14/09 20:09	MXM	9J13027	7471A
General Chemistry Parameters										
Percent Solids	**89**		0.010	NR	%	1.00	10/12/09 16:54	JR	9J12049	Dry Weight

Benchmark Environmental & Engineering Science
2558 Hamburg Turnpike, Suite 300
Lackawanna, NY 14218

SDG Number: RSJ0652

Project: Benchmark - Globe site
Project Number: TURN

Received: 10/09/09
Reported: 10/28/09 15:41

Analytical Report

Analyte	Sample Result	Data Qualifiers	RL	MDL	Units	Dil Fac	Date Analyzed	Lab Tech	Batch	Method
Client ID: SS-22 (RSJ0652-11RE1 - Solid)						**Sampled: 10/07/09 14:50**		**Recvd: 10/09/09 11:30**		
Total Metals by SW 846 Series Methods										
Aluminum	**1830**		10.2	NR	mg/kg dry	1.00	10/16/09 06:32	DAN	9J15016	6010B
Magnesium	**46000**	D08	102	NR	mg/kg dry	5.00	10/16/09 14:36	AMH	9J15016	6010B
Potassium	**635**		30.7	NR	mg/kg dry	1.00	10/16/09 06:32	DAN	9J15016	6010B

Benchmark Environmental & Engineering Science
2558 Hamburg Turnpike, Suite 300
Lackawanna, NY 14218

SDG Number: RSJ0652

Project: Benchmark - Globe site
Project Number: TURN

Received: 10/09/09
Reported: 10/28/09 15:41

Analytical Report

Client ID: TP-10 (RSJ0653-01 - Solid) — **Sampled: 10/08/09 10:11** — **Recvd: 10/09/09 11:40**

Volatile Organic Compounds by EPA 8260B

Analyte	Sample Result	Data Qualifiers	RL	MDL	Units	Dil Fac	Date Analyzed	Lab Tech	Batch	Method
1,1,1-Trichloroethane	ND		6.6	0.48	ug/kg dry	1.00	10/10/09 17:28	PQ	9J10019	8260B
1,1,2,2-Tetrachloroethane	ND		6.6	1.1	ug/kg dry	1.00	10/10/09 17:28	PQ	9J10019	8260B
1,1,2-Trichloroethane	ND		6.6	0.33	ug/kg dry	1.00	10/10/09 17:28	PQ	9J10019	8260B
1,1,2-Trichloro-1,2,2-trifluoroethane	ND		6.6	3.3	ug/kg dry	1.00	10/10/09 17:28	PQ	9J10019	8260B
1,1-Dichloroethane	ND		6.6	0.33	ug/kg dry	1.00	10/10/09 17:28	PQ	9J10019	8260B
1,1-Dichloroethene	ND		6.6	0.81	ug/kg dry	1.00	10/10/09 17:28	PQ	9J10019	8260B
1,2,4-Trichlorobenzene	ND		6.6	0.40	ug/kg dry	1.00	10/10/09 17:28	PQ	9J10019	8260B
1,2,4-Trimethylbenzene	ND		6.6	0.48	ug/kg dry	1.00	10/10/09 17:28	PQ	9J10019	8260B
1,2-Dibromo-3-chloropropane	ND		6.6	3.3	ug/kg dry	1.00	10/10/09 17:28	PQ	9J10019	8260B
1,2-Dibromoethane	ND		6.6	0.25	ug/kg dry	1.00	10/10/09 17:28	PQ	9J10019	8260B
1,2-Dichlorobenzene	ND		6.6	0.51	ug/kg dry	1.00	10/10/09 17:28	PQ	9J10019	8260B
1,2-Dichloroethane	ND		6.6	0.33	ug/kg dry	1.00	10/10/09 17:28	PQ	9J10019	8260B
1,2-Dichloropropane	ND		6.6	3.3	ug/kg dry	1.00	10/10/09 17:28	PQ	9J10019	8260B
1,3,5-Trimethylbenzene	ND		6.6	0.42	ug/kg dry	1.00	10/10/09 17:28	PQ	9J10019	8260B
1,3-Dichlorobenzene	ND		6.6	0.34	ug/kg dry	1.00	10/10/09 17:28	PQ	9J10019	8260B
1,4-Dichlorobenzene	ND		6.6	0.92	ug/kg dry	1.00	10/10/09 17:28	PQ	9J10019	8260B
2-Butanone	ND		33	2.4	ug/kg dry	1.00	10/10/09 17:28	PQ	9J10019	8260B
2-Hexanone	ND		33	2.3	ug/kg dry	1.00	10/10/09 17:28	PQ	9J10019	8260B
p-Cymene	**1.5**	J	6.6	0.53	ug/kg dry	1.00	10/10/09 17:28	PQ	9J10019	8260B
4-Methyl-2-pentanone	ND		33	2.2	ug/kg dry	1.00	10/10/09 17:28	PQ	9J10019	8260B
Acetone	**13**	J	33	1.4	ug/kg dry	1.00	10/10/09 17:28	PQ	9J10019	8260B
Benzene	ND		6.6	0.32	ug/kg dry	1.00	10/10/09 17:28	PQ	9J10019	8260B
Bromodichloromethane	ND		6.6	0.34	ug/kg dry	1.00	10/10/09 17:28	PQ	9J10019	8260B
Bromoform	ND		6.6	3.3	ug/kg dry	1.00	10/10/09 17:28	PQ	9J10019	8260B
Bromomethane	ND		6.6	1.5	ug/kg dry	1.00	10/10/09 17:28	PQ	9J10019	8260B
Carbon disulfide	ND		6.6	0.56	ug/kg dry	1.00	10/10/09 17:28	PQ	9J10019	8260B
Carbon Tetrachloride	ND		6.6	0.64	ug/kg dry	1.00	10/10/09 17:28	PQ	9J10019	8260B
Chlorobenzene	ND		6.6	0.87	ug/kg dry	1.00	10/10/09 17:28	PQ	9J10019	8260B
Dibromochloromethane	ND		6.6	0.36	ug/kg dry	1.00	10/10/09 17:28	PQ	9J10019	8260B
Chloroethane	ND		6.6	2.7	ug/kg dry	1.00	10/10/09 17:28	PQ	9J10019	8260B
Chloroform	ND		6.6	0.41	ug/kg dry	1.00	10/10/09 17:28	PQ	9J10019	8260B
Chloromethane	ND		6.6	0.40	ug/kg dry	1.00	10/10/09 17:28	PQ	9J10019	8260B
cis-1,2-Dichloroethene	ND		6.6	0.32	ug/kg dry	1.00	10/10/09 17:28	PQ	9J10019	8260B
cis-1,3-Dichloropropene	ND		6.6	0.38	ug/kg dry	1.00	10/10/09 17:28	PQ	9J10019	8260B
Cyclohexane	ND		6.6	0.30	ug/kg dry	1.00	10/10/09 17:28	PQ	9J10019	8260B
Dichlorodifluoromethane	ND		6.6	0.54	ug/kg dry	1.00	10/10/09 17:28	PQ	9J10019	8260B
Ethylbenzene	**1.9**	J	6.6	0.45	ug/kg dry	1.00	10/10/09 17:28	PQ	9J10019	8260B
Isopropylbenzene	**1.8**	J	6.6	0.99	ug/kg dry	1.00	10/10/09 17:28	PQ	9J10019	8260B
Methyl Acetate	ND		6.6	0.36	ug/kg dry	1.00	10/10/09 17:28	PQ	9J10019	8260B
Methyl-t-Butyl Ether (MTBE)	ND		6.6	0.65	ug/kg dry	1.00	10/10/09 17:28	PQ	9J10019	8260B
Methylcyclohexane	ND		6.6	0.43	ug/kg dry	1.00	10/10/09 17:28	PQ	9J10019	8260B
Methylene Chloride	**2.8**	J	6.6	1.3	ug/kg dry	1.00	10/10/09 17:28	PQ	9J10019	8260B
m-Xylene & p-Xylene	ND		13	1.1	ug/kg dry	1.00	10/10/09 17:28	PQ	9J10019	8260B
n-Butylbenzene	ND		6.6	0.57	ug/kg dry	1.00	10/10/09 17:28	PQ	9J10019	8260B
n-Propylbenzene	**1.4**	J	6.6	0.53	ug/kg dry	1.00	10/10/09 17:28	PQ	9J10019	8260B
o-Xylene	ND		6.6	0.86	ug/kg dry	1.00	10/10/09 17:28	PQ	9J10019	8260B
sec-Butylbenzene	**1.7**	J	6.6	0.57	ug/kg dry	1.00	10/10/09 17:28	PQ	9J10019	8260B
Styrene	ND		6.6	0.33	ug/kg dry	1.00	10/10/09 17:28	PQ	9J10019	8260B

Benchmark Environmental & Engineering Science
2558 Hamburg Turnpike, Suite 300
Lackawanna, NY 14218

SDG Number: RSJ0652

Project: Benchmark - Globe site
Project Number: TURN

Received: 10/09/09
Reported: 10/28/09 15:41

Analytical Report

Client ID: TP-10 (RSJ0653-01 - Solid) - cont. **Sampled: 10/08/09 10:11** **Recvd: 10/09/09 11:40**

Analyte	Sample Result	Data Qualifiers	RL	MDL	Units	Dil Fac	Date Analyzed	Lab Tech	Batch	Method
Volatile Organic Compounds by EPA 8260B - cont.										
Tetrachloroethene	ND		6.6	0.88	ug/kg dry	1.00	10/10/09 17:28	PQ	9J10019	8260B
Toluene	ND		6.6	0.50	ug/kg dry	1.00	10/10/09 17:28	PQ	9J10019	8260B
trans-1,2-Dichloroethene	ND		6.6	0.68	ug/kg dry	1.00	10/10/09 17:28	PQ	9J10019	8260B
trans-1,3-Dichloropropene	ND		6.6	0.32	ug/kg dry	1.00	10/10/09 17:28	PQ	9J10019	8260B
Trichloroethene	ND		6.6	0.45	ug/kg dry	1.00	10/10/09 17:28	PQ	9J10019	8260B
Trichlorofluoromethane	ND		6.6	0.62	ug/kg dry	1.00	10/10/09 17:28	PQ	9J10019	8260B
Vinyl chloride	ND		13	0.80	ug/kg dry	1.00	10/10/09 17:28	PQ	9J10019	8260B
Xylenes, total	ND		13	1.1	ug/kg dry	1.00	10/10/09 17:28	PQ	9J10019	8260B
1,2-Dichloroethane-d4	*95 %*		*Surr Limits: (64-126%)*				*10/10/09 17:28*	*PQ*	*9J10019*	*8260B*
4-Bromofluorobenzene	*108 %*		*Surr Limits: (72-126%)*				*10/10/09 17:28*	*PQ*	*9J10019*	*8260B*
Toluene-d8	*107 %*		*Surr Limits: (71-125%)*				*10/10/09 17:28*	*PQ*	*9J10019*	*8260B*
Total Metals by SW 846 Series Methods										
Aluminum	**9910**		14.3	NR	mg/kg dry	1.00	10/13/09 06:18	LMH	9J12021	6010B
Antimony	ND		21.5	NR	mg/kg dry	1.00	10/13/09 06:18	LMH	9J12021	6010B
Arsenic	**3.0**		2.9	NR	mg/kg dry	1.00	10/13/09 06:18	LMH	9J12021	6010B
Barium	**69.4**		0.717	NR	mg/kg dry	1.00	10/13/09 06:18	LMH	9J12021	6010B
Beryllium	**0.466**		0.287	NR	mg/kg dry	1.00	10/13/09 06:18	LMH	9J12021	6010B
Cadmium	ND		0.287	NR	mg/kg dry	1.00	10/13/09 06:18	LMH	9J12021	6010B
Calcium	**46100**		71.7	NR	mg/kg dry	1.00	10/13/09 06:18	LMH	9J12021	6010B
Chromium	**15.1**		0.717	NR	mg/kg dry	1.00	10/13/09 12:26	LMH	9J12021	6010B
Cobalt	**10.9**		0.717	NR	mg/kg dry	1.00	10/13/09 06:18	LMH	9J12021	6010B
Copper	**13.8**		1.4	NR	mg/kg dry	1.00	10/13/09 06:18	LMH	9J12021	6010B
Iron	**18400**		14.3	NR	mg/kg dry	1.00	10/13/09 06:18	LMH	9J12021	6010B
Lead	**4.5**		1.4	NR	mg/kg dry	1.00	10/13/09 06:18	LMH	9J12021	6010B
Magnesium	**8410**		28.7	NR	mg/kg dry	1.00	10/13/09 06:18	LMH	9J12021	6010B
Manganese	**680**		0.3	NR	mg/kg dry	1.00	10/13/09 06:18	LMH	9J12021	6010B
Nickel	**23.1**		7.17	NR	mg/kg dry	1.00	10/13/09 06:18	LMH	9J12021	6010B
Potassium	**1530**		43.0	NR	mg/kg dry	1.00	10/13/09 06:18	LMH	9J12021	6010B
Selenium	ND		5.7	NR	mg/kg dry	1.00	10/13/09 06:18	LMH	9J12021	6010B
Silver	ND		0.717	NR	mg/kg dry	1.00	10/13/09 06:18	LMH	9J12021	6010B
Sodium	ND		201	NR	mg/kg dry	1.00	10/13/09 06:18	LMH	9J12021	6010B
Thallium	ND		8.6	NR	mg/kg dry	1.00	10/13/09 06:18	LMH	9J12021	6010B
Vanadium	**19.1**		0.717	NR	mg/kg dry	1.00	10/13/09 06:18	LMH	9J12021	6010B
Zinc	**46.1**		2.9	NR	mg/kg dry	1.00	10/13/09 06:18	LMH	9J12021	6010B
Mercury	ND		0.0268	NR	mg/kg dry	1.00	10/13/09 16:03	MXM	9J13025	7471A
General Chemistry Parameters										
Percent Solids	**76**		0.010	NR	%	1.00	10/12/09 16:56	JR	9J12049	Dry Weight

Benchmark Environmental & Engineering Science
2558 Hamburg Turnpike, Suite 300
Lackawanna, NY 14218

SDG Number: RSJ0652

Project: Benchmark - Globe site
Project Number: TURN

Received: 10/09/09
Reported: 10/28/09 15:41

Analytical Report

Client ID: TP-10 (RSJ0653-01RE1 - Solid) **Sampled: 10/08/09 10:11** **Recvd: 10/09/09 11:40**

Semivolatile Organics by GC/MS

Analyte	Sample Result	Data Qualifiers	RL	MDL	Units	Dil Fac	Date Analyzed	Lab Tech	Batch	Method
2,4,5-Trichlorophenol	ND		220	48	ug/kg dry	1.00	10/22/09 18:26	MKP	9J21042	8270C
2,4,6-Trichlorophenol	ND		220	15	ug/kg dry	1.00	10/22/09 18:26	MKP	9J21042	8270C
2,4-Dichlorophenol	ND		220	12	ug/kg dry	1.00	10/22/09 18:26	MKP	9J21042	8270C
2,4-Dimethylphenol	ND		220	59	ug/kg dry	1.00	10/22/09 18:26	MKP	9J21042	8270C
2,4-Dinitrophenol	ND		430	77	ug/kg dry	1.00	10/22/09 18:26	MKP	9J21042	8270C
2,4-Dinitrotoluene	ND		220	34	ug/kg dry	1.00	10/22/09 18:26	MKP	9J21042	8270C
2,6-Dinitrotoluene	ND		220	54	ug/kg dry	1.00	10/22/09 18:26	MKP	9J21042	8270C
2-Chloronaphthalene	ND		220	15	ug/kg dry	1.00	10/22/09 18:26	MKP	9J21042	8270C
2-Chlorophenol	ND		220	11	ug/kg dry	1.00	10/22/09 18:26	MKP	9J21042	8270C
2-Methylnaphthalene	ND		220	2.7	ug/kg dry	1.00	10/22/09 18:26	MKP	9J21042	8270C
2-Methylphenol	ND		220	6.8	ug/kg dry	1.00	10/22/09 18:26	MKP	9J21042	8270C
2-Nitroaniline	ND		430	71	ug/kg dry	1.00	10/22/09 18:26	MKP	9J21042	8270C
2-Nitrophenol	ND		220	10	ug/kg dry	1.00	10/22/09 18:26	MKP	9J21042	8270C
3,3'-Dichlorobenzidine	ND		220	190	ug/kg dry	1.00	10/22/09 18:26	MKP	9J21042	8270C
3-Nitroaniline	ND		430	51	ug/kg dry	1.00	10/22/09 18:26	MKP	9J21042	8270C
4,6-Dinitro-2-methylphenol	ND		430	76	ug/kg dry	1.00	10/22/09 18:26	MKP	9J21042	8270C
4-Bromophenyl phenyl ether	ND		220	70	ug/kg dry	1.00	10/22/09 18:26	MKP	9J21042	8270C
4-Chloro-3-methylphenol	ND		220	9.0	ug/kg dry	1.00	10/22/09 18:26	MKP	9J21042	8270C
4-Chloroaniline	ND		220	65	ug/kg dry	1.00	10/22/09 18:26	MKP	9J21042	8270C
4-Chlorophenyl phenyl ether	ND		220	4.7	ug/kg dry	1.00	10/22/09 18:26	MKP	9J21042	8270C
4-Methylphenol	ND		220	12	ug/kg dry	1.00	10/22/09 18:26	MKP	9J21042	8270C
4-Nitroaniline	ND		430	25	ug/kg dry	1.00	10/22/09 18:26	MKP	9J21042	8270C
4-Nitrophenol	ND		430	53	ug/kg dry	1.00	10/22/09 18:26	MKP	9J21042	8270C
Acenaphthene	ND		220	2.6	ug/kg dry	1.00	10/22/09 18:26	MKP	9J21042	8270C
Acenaphthylene	ND		220	1.8	ug/kg dry	1.00	10/22/09 18:26	MKP	9J21042	8270C
Acetophenone	ND		220	11	ug/kg dry	1.00	10/22/09 18:26	MKP	9J21042	8270C
Anthracene	ND		220	5.6	ug/kg dry	1.00	10/22/09 18:26	MKP	9J21042	8270C
Atrazine	ND		220	9.8	ug/kg dry	1.00	10/22/09 18:26	MKP	9J21042	8270C
Benzaldehyde	ND		220	24	ug/kg dry	1.00	10/22/09 18:26	MKP	9J21042	8270C
Benzo(a)anthracene	ND		220	3.8	ug/kg dry	1.00	10/22/09 18:26	MKP	9J21042	8270C
Benzo(a)pyrene	ND		220	5.3	ug/kg dry	1.00	10/22/09 18:26	MKP	9J21042	8270C
Benzo(b)fluoranthene	ND		220	4.3	ug/kg dry	1.00	10/22/09 18:26	MKP	9J21042	8270C
Benzo(ghi)perylene	ND		220	2.6	ug/kg dry	1.00	10/22/09 18:26	MKP	9J21042	8270C
Benzo(k)fluoranthene	ND		220	2.4	ug/kg dry	1.00	10/22/09 18:26	MKP	9J21042	8270C
Biphenyl	ND		220	14	ug/kg dry	1.00	10/22/09 18:26	MKP	9J21042	8270C
Bis(2-chloroethoxy)methane	ND		220	12	ug/kg dry	1.00	10/22/09 18:26	MKP	9J21042	8270C
Bis(2-chloroethyl)ether	ND		220	19	ug/kg dry	1.00	10/22/09 18:26	MKP	9J21042	8270C
2,2'-Oxybis(1-Chloropropane)	ND		220	23	ug/kg dry	1.00	10/22/09 18:26	MKP	9J21042	8270C
Bis(2-ethylhexyl) phthalate	ND		220	71	ug/kg dry	1.00	10/22/09 18:26	MKP	9J21042	8270C
Butyl benzyl phthalate	ND		220	59	ug/kg dry	1.00	10/22/09 18:26	MKP	9J21042	8270C
Caprolactam	ND		220	95	ug/kg dry	1.00	10/22/09 18:26	MKP	9J21042	8270C
Carbazole	ND		220	2.5	ug/kg dry	1.00	10/22/09 18:26	MKP	9J21042	8270C
Chrysene	ND		220	2.2	ug/kg dry	1.00	10/22/09 18:26	MKP	9J21042	8270C
Dibenzo(a,h)anthracene	ND		220	2.6	ug/kg dry	1.00	10/22/09 18:26	MKP	9J21042	8270C
Dibenzofuran	ND		220	2.3	ug/kg dry	1.00	10/22/09 18:26	MKP	9J21042	8270C
Diethyl phthalate	ND		220	6.6	ug/kg dry	1.00	10/22/09 18:26	MKP	9J21042	8270C

Benchmark Environmental & Engineering Science
2558 Hamburg Turnpike, Suite 300
Lackawanna, NY 14218

SDG Number: RSJ0652

Project: Benchmark - Globe site
Project Number: TURN

Received: 10/09/09
Reported: 10/28/09 15:41

Analytical Report

Analyte	Sample Result	Data Qualifiers	RL	MDL	Units	Dil Fac	Date Analyzed	Lab Tech	Batch	Method
Client ID: TP-10 (RSJ0653-01RE1 - Solid) - cont.							**Sampled: 10/08/09 10:11**		**Recvd: 10/09/09 11:40**	
Semivolatile Organics by GC/MS - cont.										
Dimethyl phthalate	ND		220	5.7	ug/kg dry	1.00	10/22/09 18:26	MKP	9J21042	8270C
Di-n-butyl phthalate	ND		220	76	ug/kg dry	1.00	10/22/09 18:26	MKP	9J21042	8270C
Di-n-octyl phthalate	ND		220	5.1	ug/kg dry	1.00	10/22/09 18:26	MKP	9J21042	8270C
Fluoranthene	ND		220	3.2	ug/kg dry	1.00	10/22/09 18:26	MKP	9J21042	8270C
Fluorene	ND		220	5.1	ug/kg dry	1.00	10/22/09 18:26	MKP	9J21042	8270C
Hexachlorobenzene	ND		220	11	ug/kg dry	1.00	10/22/09 18:26	MKP	9J21042	8270C
Hexachlorobutadiene	ND		220	11	ug/kg dry	1.00	10/22/09 18:26	MKP	9J21042	8270C
Hexachlorocyclopentadiene	ND		220	66	ug/kg dry	1.00	10/22/09 18:26	MKP	9J21042	8270C
Hexachloroethane	ND		220	17	ug/kg dry	1.00	10/22/09 18:26	MKP	9J21042	8270C
Indeno(1,2,3-cd)pyrene	ND		220	6.1	ug/kg dry	1.00	10/22/09 18:26	MKP	9J21042	8270C
Isophorone	ND		220	11	ug/kg dry	1.00	10/22/09 18:26	MKP	9J21042	8270C
Naphthalene	ND		220	3.7	ug/kg dry	1.00	10/22/09 18:26	MKP	9J21042	8270C
Nitrobenzene	ND		220	9.7	ug/kg dry	1.00	10/22/09 18:26	MKP	9J21042	8270C
N-Nitrosodi-n-propylamine	ND		220	17	ug/kg dry	1.00	10/22/09 18:26	MKP	9J21042	8270C
N-Nitrosodiphenylamine	ND	L	220	12	ug/kg dry	1.00	10/22/09 18:26	MKP	9J21042	8270C
Pentachlorophenol	ND		430	75	ug/kg dry	1.00	10/22/09 18:26	MKP	9J21042	8270C
Phenanthrene	ND		220	4.6	ug/kg dry	1.00	10/22/09 18:26	MKP	9J21042	8270C
Phenol	ND		220	23	ug/kg dry	1.00	10/22/09 18:26	MKP	9J21042	8270C
Pyrene	ND		220	1.4	ug/kg dry	1.00	10/22/09 18:26	MKP	9J21042	8270C
2,4,6-Tribromophenol	*102 %*		*Surr Limits: (39-146%)*				*10/22/09 18:26*	*MKP*	*9J21042*	*8270C*
2-Fluorobiphenyl	*96 %*		*Surr Limits: (37-120%)*				*10/22/09 18:26*	*MKP*	*9J21042*	*8270C*
2-Fluorophenol	*78 %*		*Surr Limits: (18-120%)*				*10/22/09 18:26*	*MKP*	*9J21042*	*8270C*
Nitrobenzene-d5	*94 %*		*Surr Limits: (34-132%)*				*10/22/09 18:26*	*MKP*	*9J21042*	*8270C*
Phenol-d5	*84 %*		*Surr Limits: (11-120%)*				*10/22/09 18:26*	*MKP*	*9J21042*	*8270C*
p-Terphenyl-d14	*92 %*		*Surr Limits: (58-147%)*				*10/22/09 18:26*	*MKP*	*9J21042*	*8270C*

Benchmark Environmental & Engineering Science
2558 Hamburg Turnpike, Suite 300
Lackawanna, NY 14218

SDG Number: RSJ0652

Project: Benchmark - Globe site
Project Number: TURN

Received: 10/09/09
Reported: 10/28/09 15:41

Analytical Report

Client ID: TP-11 (0-2) (RSJ0655-01 - Solid) **Sampled: 10/08/09 11:45** **Recvd: 10/09/09 11:40**

Analyte	Sample Result	Data Qualifiers	RL	MDL	Units	Dil Fac	Date Analyzed	Lab Tech	Batch	Method
Total Metals by SW 846 Series Methods										
Aluminum	**5420**		11.8	NR	mg/kg dry	1.00	10/15/09 12:06	DAN	9J12051	6010B
Antimony	ND	D02	177	NR	mg/kg dry	10.0	10/16/09 10:56	AMH	9J12051	6010B
Arsenic	**9.1**		2.4	NR	mg/kg dry	1.00	10/15/09 12:06	DAN	9J12051	6010B
Barium	**125**		0.591	NR	mg/kg dry	1.00	10/15/09 12:06	DAN	9J12051	6010B
Beryllium	**0.329**		0.236	NR	mg/kg dry	1.00	10/15/09 12:06	DAN	9J12051	6010B
Cadmium	**5.61**		0.236	NR	mg/kg dry	1.00	10/15/09 12:06	DAN	9J12051	6010B
Calcium	**16400**		59.1	NR	mg/kg dry	1.00	10/15/09 12:06	DAN	9J12051	6010B
Chromium	**3790**		0.591	NR	mg/kg dry	1.00	10/15/09 12:06	DAN	9J12051	6010B
Cobalt	**226**		0.591	NR	mg/kg dry	1.00	10/15/09 12:06	DAN	9J12051	6010B
Copper	**309**		1.2	NR	mg/kg dry	1.00	10/15/09 12:06	DAN	9J12051	6010B
Iron	**75000**	D08	59.1	NR	mg/kg dry	5.00	10/15/09 18:20	DAN	9J12051	6010B
Lead	**119**		1.2	NR	mg/kg dry	1.00	10/15/09 12:06	DAN	9J12051	6010B
Magnesium	**7130**		23.6	NR	mg/kg dry	1.00	10/15/09 12:06	DAN	9J12051	6010B
Manganese	**2010**		0.2	NR	mg/kg dry	1.00	10/15/09 12:06	DAN	9J12051	6010B
Nickel	**1890**		5.91	NR	mg/kg dry	1.00	10/15/09 12:06	DAN	9J12051	6010B
Potassium	**590**		35.5	NR	mg/kg dry	1.00	10/15/09 12:06	DAN	9J12051	6010B
Selenium	ND		4.7	NR	mg/kg dry	1.00	10/15/09 12:06	DAN	9J12051	6010B
Silver	**0.754**		0.591	NR	mg/kg dry	1.00	10/15/09 12:06	DAN	9J12051	6010B
Sodium	ND		166	NR	mg/kg dry	1.00	10/15/09 12:06	DAN	9J12051	6010B
Thallium	**7.3**		7.1	NR	mg/kg dry	1.00	10/15/09 12:06	DAN	9J12051	6010B
Vanadium	**223**		0.591	NR	mg/kg dry	1.00	10/15/09 12:06	DAN	9J12051	6010B
Zinc	**360**		2.4	NR	mg/kg dry	1.00	10/15/09 12:06	DAN	9J12051	6010B
Mercury	**0.169**		0.0212	NR	mg/kg dry	1.00	10/14/09 20:11	MXM	9J13027	7471A
General Chemistry Parameters										
Percent Solids	**88**		0.010	NR	%	1.00	10/12/09 16:58	JR	9J12049	Dry Weight

Benchmark Environmental & Engineering Science
2558 Hamburg Turnpike, Suite 300
Lackawanna, NY 14218

SDG Number: RSJ0652

Project: Benchmark - Globe site
Project Number: TURN

Received: 10/09/09
Reported: 10/28/09 15:41

Analytical Report

Client ID: TP-11 (0-2) (RSJ0655-01RE1 - Solid) — **Sampled: 10/08/09 11:45** — **Recvd: 10/09/09 11:40**

Semivolatile Organics by GC/MS

Analyte	Sample Result	Data Qualifiers	RL	MDL	Units	Dil Fac	Date Analyzed	Lab Tech	Batch	Method
2,4,5-Trichlorophenol	ND	D10	1900	420	ug/kg dry	10.0	10/22/09 18:51	MKP	9J21042	8270C
2,4,6-Trichlorophenol	ND	D10	1900	130	ug/kg dry	10.0	10/22/09 18:51	MKP	9J21042	8270C
2,4-Dichlorophenol	ND	D10	1900	100	ug/kg dry	10.0	10/22/09 18:51	MKP	9J21042	8270C
2,4-Dimethylphenol	ND	D10	1900	520	ug/kg dry	10.0	10/22/09 18:51	MKP	9J21042	8270C
2,4-Dinitrophenol	ND	D10	3700	670	ug/kg dry	10.0	10/22/09 18:51	MKP	9J21042	8270C
2,4-Dinitrotoluene	ND	D10	1900	300	ug/kg dry	10.0	10/22/09 18:51	MKP	9J21042	8270C
2,6-Dinitrotoluene	ND	D10	1900	470	ug/kg dry	10.0	10/22/09 18:51	MKP	9J21042	8270C
2-Chloronaphthalene	ND	D10	1900	130	ug/kg dry	10.0	10/22/09 18:51	MKP	9J21042	8270C
2-Chlorophenol	ND	D10	1900	97	ug/kg dry	10.0	10/22/09 18:51	MKP	9J21042	8270C
2-Methylnaphthalene	**280**	D10,J	1900	23	ug/kg dry	10.0	10/22/09 18:51	MKP	9J21042	8270C
2-Methylphenol	ND	D10	1900	59	ug/kg dry	10.0	10/22/09 18:51	MKP	9J21042	8270C
2-Nitroaniline	ND	D10	3700	610	ug/kg dry	10.0	10/22/09 18:51	MKP	9J21042	8270C
2-Nitrophenol	ND	D10	1900	87	ug/kg dry	10.0	10/22/09 18:51	MKP	9J21042	8270C
3,3'-Dichlorobenzidine	ND	D10	1900	1700	ug/kg dry	10.0	10/22/09 18:51	MKP	9J21042	8270C
3-Nitroaniline	ND	D10	3700	440	ug/kg dry	10.0	10/22/09 18:51	MKP	9J21042	8270C
4,6-Dinitro-2-methylphenol	ND	D10	3700	660	ug/kg dry	10.0	10/22/09 18:51	MKP	9J21042	8270C
4-Bromophenyl phenyl ether	ND	D10	1900	610	ug/kg dry	10.0	10/22/09 18:51	MKP	9J21042	8270C
4-Chloro-3-methylphenol	ND	D10	1900	79	ug/kg dry	10.0	10/22/09 18:51	MKP	9J21042	8270C
4-Chloroaniline	ND	D10	1900	560	ug/kg dry	10.0	10/22/09 18:51	MKP	9J21042	8270C
4-Chlorophenyl phenyl ether	ND	D10	1900	41	ug/kg dry	10.0	10/22/09 18:51	MKP	9J21042	8270C
4-Methylphenol	ND	D10	1900	110	ug/kg dry	10.0	10/22/09 18:51	MKP	9J21042	8270C
4-Nitroaniline	ND	D10	3700	210	ug/kg dry	10.0	10/22/09 18:51	MKP	9J21042	8270C
4-Nitrophenol	ND	D10	3700	460	ug/kg dry	10.0	10/22/09 18:51	MKP	9J21042	8270C
Acenaphthene	**370**	D10,J	1900	22	ug/kg dry	10.0	10/22/09 18:51	MKP	9J21042	8270C
Acenaphthylene	ND	D10	1900	16	ug/kg dry	10.0	10/22/09 18:51	MKP	9J21042	8270C
Acetophenone	ND	D10	1900	98	ug/kg dry	10.0	10/22/09 18:51	MKP	9J21042	8270C
Anthracene	**830**	D10,J	1900	49	ug/kg dry	10.0	10/22/09 18:51	MKP	9J21042	8270C
Atrazine	ND	D10	1900	85	ug/kg dry	10.0	10/22/09 18:51	MKP	9J21042	8270C
Benzaldehyde	ND	D10	1900	210	ug/kg dry	10.0	10/22/09 18:51	MKP	9J21042	8270C
Benzo(a)anthracene	**2400**	D10	1900	33	ug/kg dry	10.0	10/22/09 18:51	MKP	9J21042	8270C
Benzo(a)pyrene	**2400**	D10	1900	46	ug/kg dry	10.0	10/22/09 18:51	MKP	9J21042	8270C
Benzo(b)fluoranthene	**3000**	D10	1900	37	ug/kg dry	10.0	10/22/09 18:51	MKP	9J21042	8270C
Benzo(ghi)perylene	**1300**	D10,J	1900	23	ug/kg dry	10.0	10/22/09 18:51	MKP	9J21042	8270C
Benzo(k)fluoranthene	**1200**	D10,J	1900	21	ug/kg dry	10.0	10/22/09 18:51	MKP	9J21042	8270C
Biphenyl	ND	D10	1900	120	ug/kg dry	10.0	10/22/09 18:51	MKP	9J21042	8270C
Bis(2-chloroethoxy)methane	ND	D10	1900	100	ug/kg dry	10.0	10/22/09 18:51	MKP	9J21042	8270C
Bis(2-chloroethyl)ether	ND	D10	1900	160	ug/kg dry	10.0	10/22/09 18:51	MKP	9J21042	8270C
2,2'-Oxybis(1-Chloropropane)	ND	D10	1900	200	ug/kg dry	10.0	10/22/09 18:51	MKP	9J21042	8270C
Bis(2-ethylhexyl) phthalate	ND	D10	1900	620	ug/kg dry	10.0	10/22/09 18:51	MKP	9J21042	8270C
Butyl benzyl phthalate	ND	D10	1900	510	ug/kg dry	10.0	10/22/09 18:51	MKP	9J21042	8270C
Caprolactam	ND	D10	1900	830	ug/kg dry	10.0	10/22/09 18:51	MKP	9J21042	8270C
Carbazole	**440**	D10,J	1900	22	ug/kg dry	10.0	10/22/09 18:51	MKP	9J21042	8270C
Chrysene	**2500**	D10	1900	19	ug/kg dry	10.0	10/22/09 18:51	MKP	9J21042	8270C
Dibenzo(a,h)anthracene	**400**	D10,J	1900	22	ug/kg dry	10.0	10/22/09 18:51	MKP	9J21042	8270C
Dibenzofuran	**250**	D10,J	1900	20	ug/kg dry	10.0	10/22/09 18:51	MKP	9J21042	8270C

Benchmark Environmental & Engineering Science
2558 Hamburg Turnpike, Suite 300
Lackawanna, NY 14218

SDG Number: RSJ0652

Project: Benchmark - Globe site
Project Number: TURN

Received: 10/09/09
Reported: 10/28/09 15:41

Analytical Report

Client ID: TP-11 (0-2) (RSJ0655-01RE1 - Solid) - cont. **Sampled: 10/08/09 11:45** **Recvd: 10/09/09 11:40**

Semivolatile Organics by GC/MS - cont.

Analyte	Sample Result	Data Qualifiers	RL	MDL	Units	Dil Fac	Date Analyzed	Lab Tech	Batch	Method
Diethyl phthalate	ND	D10	1900	58	ug/kg dry	10.0	10/22/09 18:51	MKP	9J21042	8270C
Dimethyl phthalate	ND	D10	1900	50	ug/kg dry	10.0	10/22/09 18:51	MKP	9J21042	8270C
Di-n-butyl phthalate	ND	D10	1900	660	ug/kg dry	10.0	10/22/09 18:51	MKP	9J21042	8270C
Di-n-octyl phthalate	ND	D10	1900	45	ug/kg dry	10.0	10/22/09 18:51	MKP	9J21042	8270C
Fluoranthene	**3900**	D10	1900	28	ug/kg dry	10.0	10/22/09 18:51	MKP	9J21042	8270C
Fluorene	**420**	D10,J	1900	44	ug/kg dry	10.0	10/22/09 18:51	MKP	9J21042	8270C
Hexachlorobenzene	ND	D10	1900	95	ug/kg dry	10.0	10/22/09 18:51	MKP	9J21042	8270C
Hexachlorobutadiene	ND	D10	1900	98	ug/kg dry	10.0	10/22/09 18:51	MKP	9J21042	8270C
Hexachlorocyclopentadiene	ND	D10	1900	580	ug/kg dry	10.0	10/22/09 18:51	MKP	9J21042	8270C
Hexachloroethane	ND	D10	1900	150	ug/kg dry	10.0	10/22/09 18:51	MKP	9J21042	8270C
Indeno(1,2,3-cd)pyrene	**1300**	D10,J	1900	53	ug/kg dry	10.0	10/22/09 18:51	MKP	9J21042	8270C
Isophorone	ND	D10	1900	95	ug/kg dry	10.0	10/22/09 18:51	MKP	9J21042	8270C
Naphthalene	**390**	D10,J	1900	32	ug/kg dry	10.0	10/22/09 18:51	MKP	9J21042	8270C
Nitrobenzene	ND	D10	1900	85	ug/kg dry	10.0	10/22/09 18:51	MKP	9J21042	8270C
N-Nitrosodi-n-propylamine	ND	D10	1900	150	ug/kg dry	10.0	10/22/09 18:51	MKP	9J21042	8270C
N-Nitrosodiphenylamine	ND	D10,L	1900	100	ug/kg dry	10.0	10/22/09 18:51	MKP	9J21042	8270C
Pentachlorophenol	ND	D10	3700	650	ug/kg dry	10.0	10/22/09 18:51	MKP	9J21042	8270C
Phenanthrene	**2900**	D10	1900	40	ug/kg dry	10.0	10/22/09 18:51	MKP	9J21042	8270C
Phenol	ND	D10	1900	200	ug/kg dry	10.0	10/22/09 18:51	MKP	9J21042	8270C
Pyrene	**3400**	D10	1900	12	ug/kg dry	10.0	10/22/09 18:51	MKP	9J21042	8270C
2,4,6-Tribromophenol	*78 %*	*D10*	*Surr Limits: (39-146%)*				*10/22/09 18:51*	*MKP*	*9J21042*	*8270C*
2-Fluorobiphenyl	*91 %*	*D10*	*Surr Limits: (37-120%)*				*10/22/09 18:51*	*MKP*	*9J21042*	*8270C*
2-Fluorophenol	*64 %*	*D10*	*Surr Limits: (18-120%)*				*10/22/09 18:51*	*MKP*	*9J21042*	*8270C*
Nitrobenzene-d5	*87 %*	*D10*	*Surr Limits: (34-132%)*				*10/22/09 18:51*	*MKP*	*9J21042*	*8270C*
Phenol-d5	*72 %*	*D10*	*Surr Limits: (11-120%)*				*10/22/09 18:51*	*MKP*	*9J21042*	*8270C*
p-Terphenyl-d14	*89 %*	*D10*	*Surr Limits: (58-147%)*				*10/22/09 18:51*	*MKP*	*9J21042*	*8270C*

Benchmark Environmental & Engineering Science
2558 Hamburg Turnpike, Suite 300
Lackawanna, NY 14218

SDG Number: RSJ0652

Project: Benchmark - Globe site
Project Number: TURN

Received: 10/09/09
Reported: 10/28/09 15:41

Analytical Report

Client ID: TP-12 (0-2) (RSJ0655-02 - Solid) — **Sampled: 10/08/09 14:30** — **Recvd: 10/09/09 11:40**

Analyte	Sample Result	Data Qualifiers	RL	MDL	Units	Dil Fac	Date Analyzed	Lab Tech	Batch	Method
Total Metals by SW 846 Series Methods										
Aluminum	**16000**		12.0	NR	mg/kg dry	1.00	10/15/09 12:11	DAN	9J12051	6010B
Antimony	ND		18.1	NR	mg/kg dry	1.00	10/15/09 12:11	DAN	9J12051	6010B
Arsenic	**8.5**		2.4	NR	mg/kg dry	1.00	10/15/09 12:11	DAN	9J12051	6010B
Barium	**87.6**		0.602	NR	mg/kg dry	1.00	10/15/09 12:11	DAN	9J12051	6010B
Beryllium	**0.653**		0.241	NR	mg/kg dry	1.00	10/15/09 12:11	DAN	9J12051	6010B
Cadmium	**3.26**		0.241	NR	mg/kg dry	1.00	10/15/09 12:11	DAN	9J12051	6010B
Calcium	**27100**		60.2	NR	mg/kg dry	1.00	10/15/09 12:11	DAN	9J12051	6010B
Chromium	**325**		0.602	NR	mg/kg dry	1.00	10/15/09 12:11	DAN	9J12051	6010B
Cobalt	**22.0**		0.602	NR	mg/kg dry	1.00	10/15/09 12:11	DAN	9J12051	6010B
Copper	**82.7**		1.2	NR	mg/kg dry	1.00	10/15/09 12:11	DAN	9J12051	6010B
Iron	**16100**		12.0	NR	mg/kg dry	1.00	10/15/09 12:11	DAN	9J12051	6010B
Lead	**167**		1.2	NR	mg/kg dry	1.00	10/15/09 12:11	DAN	9J12051	6010B
Magnesium	**28000**		24.1	NR	mg/kg dry	1.00	10/15/09 12:11	DAN	9J12051	6010B
Manganese	**1000**		0.2	NR	mg/kg dry	1.00	10/15/09 12:11	DAN	9J12051	6010B
Nickel	**231**		6.02	NR	mg/kg dry	1.00	10/15/09 12:11	DAN	9J12051	6010B
Potassium	**1770**		36.1	NR	mg/kg dry	1.00	10/15/09 12:11	DAN	9J12051	6010B
Selenium	ND		4.8	NR	mg/kg dry	1.00	10/15/09 12:11	DAN	9J12051	6010B
Silver	ND		0.602	NR	mg/kg dry	1.00	10/15/09 12:11	DAN	9J12051	6010B
Sodium	**230**		169	NR	mg/kg dry	1.00	10/15/09 12:11	DAN	9J12051	6010B
Thallium	ND		7.2	NR	mg/kg dry	1.00	10/15/09 12:11	DAN	9J12051	6010B
Vanadium	**20.7**		0.602	NR	mg/kg dry	1.00	10/15/09 12:11	DAN	9J12051	6010B
Zinc	**351**		2.4	NR	mg/kg dry	1.00	10/15/09 12:11	DAN	9J12051	6010B
Mercury	**0.0463**		0.0228	NR	mg/kg dry	1.00	10/14/09 20:13	MXM	9J13027	7471A
General Chemistry Parameters										
Percent Solids	**84**		0.010	NR	%	1.00	10/12/09 17:00	JR	9J12049	Dry Weight

Benchmark Environmental & Engineering Science
2558 Hamburg Turnpike, Suite 300
Lackawanna, NY 14218

SDG Number: RSJ0652

Project: Benchmark - Globe site
Project Number: TURN

Received: 10/09/09
Reported: 10/28/09 15:41

Analytical Report

Client ID: TP-12 (0-2) (RSJ0655-02RE1 - Solid) — **Sampled: 10/08/09 14:30** — **Recvd: 10/09/09 11:40**

Semivolatile Organics by GC/MS

Analyte	Sample Result	Data Qualifiers	RL	MDL	Units	Dil Fac	Date Analyzed	Lab Tech	Batch	Method
2,4,5-Trichlorophenol	ND	D10	990	220	ug/kg dry	5.00	10/22/09 19:15	MKP	9J21042	8270C
2,4,6-Trichlorophenol	ND	D10	990	65	ug/kg dry	5.00	10/22/09 19:15	MKP	9J21042	8270C
2,4-Dichlorophenol	ND	D10	990	52	ug/kg dry	5.00	10/22/09 19:15	MKP	9J21042	8270C
2,4-Dimethylphenol	ND	D10	990	270	ug/kg dry	5.00	10/22/09 19:15	MKP	9J21042	8270C
2,4-Dinitrophenol	ND	D10	1900	350	ug/kg dry	5.00	10/22/09 19:15	MKP	9J21042	8270C
2,4-Dinitrotoluene	ND	D10	990	150	ug/kg dry	5.00	10/22/09 19:15	MKP	9J21042	8270C
2,6-Dinitrotoluene	ND	D10	990	240	ug/kg dry	5.00	10/22/09 19:15	MKP	9J21042	8270C
2-Chloronaphthalene	ND	D10	990	66	ug/kg dry	5.00	10/22/09 19:15	MKP	9J21042	8270C
2-Chlorophenol	ND	D10	990	50	ug/kg dry	5.00	10/22/09 19:15	MKP	9J21042	8270C
2-Methylnaphthalene	ND	D10	990	12	ug/kg dry	5.00	10/22/09 19:15	MKP	9J21042	8270C
2-Methylphenol	ND	D10	990	30	ug/kg dry	5.00	10/22/09 19:15	MKP	9J21042	8270C
2-Nitroaniline	ND	D10	1900	320	ug/kg dry	5.00	10/22/09 19:15	MKP	9J21042	8270C
2-Nitrophenol	ND	D10	990	45	ug/kg dry	5.00	10/22/09 19:15	MKP	9J21042	8270C
3,3'-Dichlorobenzidine	ND	D10	990	870	ug/kg dry	5.00	10/22/09 19:15	MKP	9J21042	8270C
3-Nitroaniline	ND	D10	1900	230	ug/kg dry	5.00	10/22/09 19:15	MKP	9J21042	8270C
4,6-Dinitro-2-methylphenol	ND	D10	1900	340	ug/kg dry	5.00	10/22/09 19:15	MKP	9J21042	8270C
4-Bromophenyl phenyl ether	ND	D10	990	310	ug/kg dry	5.00	10/22/09 19:15	MKP	9J21042	8270C
4-Chloro-3-methylphenol	ND	D10	990	41	ug/kg dry	5.00	10/22/09 19:15	MKP	9J21042	8270C
4-Chloroaniline	ND	D10	990	290	ug/kg dry	5.00	10/22/09 19:15	MKP	9J21042	8270C
4-Chlorophenyl phenyl ether	ND	D10	990	21	ug/kg dry	5.00	10/22/09 19:15	MKP	9J21042	8270C
4-Methylphenol	ND	D10	990	55	ug/kg dry	5.00	10/22/09 19:15	MKP	9J21042	8270C
4-Nitroaniline	ND	D10	1900	110	ug/kg dry	5.00	10/22/09 19:15	MKP	9J21042	8270C
4-Nitrophenol	ND	D10	1900	240	ug/kg dry	5.00	10/22/09 19:15	MKP	9J21042	8270C
Acenaphthene	ND	D10	990	12	ug/kg dry	5.00	10/22/09 19:15	MKP	9J21042	8270C
Acenaphthylene	ND	D10	990	8.1	ug/kg dry	5.00	10/22/09 19:15	MKP	9J21042	8270C
Acetophenone	ND	D10	990	51	ug/kg dry	5.00	10/22/09 19:15	MKP	9J21042	8270C
Anthracene	**55**	D10,J	990	25	ug/kg dry	5.00	10/22/09 19:15	MKP	9J21042	8270C
Atrazine	ND	D10	990	44	ug/kg dry	5.00	10/22/09 19:15	MKP	9J21042	8270C
Benzaldehyde	ND	D10	990	110	ug/kg dry	5.00	10/22/09 19:15	MKP	9J21042	8270C
Benzo(a)anthracene	**280**	D10,J	990	17	ug/kg dry	5.00	10/22/09 19:15	MKP	9J21042	8270C
Benzo(a)pyrene	**440**	D10,J	990	24	ug/kg dry	5.00	10/22/09 19:15	MKP	9J21042	8270C
Benzo(b)fluoranthene	**550**	D10,J	990	19	ug/kg dry	5.00	10/22/09 19:15	MKP	9J21042	8270C
Benzo(ghi)perylene	**370**	D10,J	990	12	ug/kg dry	5.00	10/22/09 19:15	MKP	9J21042	8270C
Benzo(k)fluoranthene	**170**	D10,J	990	11	ug/kg dry	5.00	10/22/09 19:15	MKP	9J21042	8270C
Biphenyl	ND	D10	990	61	ug/kg dry	5.00	10/22/09 19:15	MKP	9J21042	8270C
Bis(2-chloroethoxy)methane	ND	D10	990	54	ug/kg dry	5.00	10/22/09 19:15	MKP	9J21042	8270C
Bis(2-chloroethyl)ether	ND	D10	990	85	ug/kg dry	5.00	10/22/09 19:15	MKP	9J21042	8270C
2,2'-Oxybis(1-Chloropropane)	ND	D10	990	100	ug/kg dry	5.00	10/22/09 19:15	MKP	9J21042	8270C
Bis(2-ethylhexyl) phthalate	ND	D10	990	320	ug/kg dry	5.00	10/22/09 19:15	MKP	9J21042	8270C
Butyl benzyl phthalate	ND	D10	990	260	ug/kg dry	5.00	10/22/09 19:15	MKP	9J21042	8270C
Caprolactam	ND	D10	990	430	ug/kg dry	5.00	10/22/09 19:15	MKP	9J21042	8270C
Carbazole	ND	D10	990	11	ug/kg dry	5.00	10/22/09 19:15	MKP	9J21042	8270C
Chrysene	**360**	D10,J	990	9.9	ug/kg dry	5.00	10/22/09 19:15	MKP	9J21042	8270C
Dibenzo(a,h)anthracene	**97**	D10,J	990	12	ug/kg dry	5.00	10/22/09 19:15	MKP	9J21042	8270C
Dibenzofuran	ND	D10	990	10	ug/kg dry	5.00	10/22/09 19:15	MKP	9J21042	8270C

Benchmark Environmental & Engineering Science
2558 Hamburg Turnpike, Suite 300
Lackawanna, NY 14218

SDG Number: RSJ0652

Project: Benchmark - Globe site
Project Number: TURN

Received: 10/09/09
Reported: 10/28/09 15:41

Analytical Report

Client ID: TP-12 (0-2) (RSJ0655-02RE1 - Solid) - cont. **Sampled: 10/08/09 14:30** **Recvd: 10/09/09 11:40**

Semivolatile Organics by GC/MS - cont.

Analyte	Sample Result	Data Qualifiers	RL	MDL	Units	Dil Fac	Date Analyzed	Lab Tech	Batch	Method
Diethyl phthalate	ND	D10	990	30	ug/kg dry	5.00	10/22/09 19:15	MKP	9J21042	8270C
Dimethyl phthalate	ND	D10	990	26	ug/kg dry	5.00	10/22/09 19:15	MKP	9J21042	8270C
Di-n-butyl phthalate	ND	D10	990	340	ug/kg dry	5.00	10/22/09 19:15	MKP	9J21042	8270C
Di-n-octyl phthalate	ND	D10	990	23	ug/kg dry	5.00	10/22/09 19:15	MKP	9J21042	8270C
Fluoranthene	**470**	D10,J	990	14	ug/kg dry	5.00	10/22/09 19:15	MKP	9J21042	8270C
Fluorene	ND	D10	990	23	ug/kg dry	5.00	10/22/09 19:15	MKP	9J21042	8270C
Hexachlorobenzene	ND	D10	990	49	ug/kg dry	5.00	10/22/09 19:15	MKP	9J21042	8270C
Hexachlorobutadiene	ND	D10	990	50	ug/kg dry	5.00	10/22/09 19:15	MKP	9J21042	8270C
Hexachlorocyclopentadiene	ND	D10	990	300	ug/kg dry	5.00	10/22/09 19:15	MKP	9J21042	8270C
Hexachloroethane	ND	D10	990	76	ug/kg dry	5.00	10/22/09 19:15	MKP	9J21042	8270C
Indeno(1,2,3-cd)pyrene	**300**	D10,J	990	27	ug/kg dry	5.00	10/22/09 19:15	MKP	9J21042	8270C
Isophorone	ND	D10	990	49	ug/kg dry	5.00	10/22/09 19:15	MKP	9J21042	8270C
Naphthalene	ND	D10	990	16	ug/kg dry	5.00	10/22/09 19:15	MKP	9J21042	8270C
Nitrobenzene	ND	D10	990	44	ug/kg dry	5.00	10/22/09 19:15	MKP	9J21042	8270C
N-Nitrosodi-n-propylamine	ND	D10	990	78	ug/kg dry	5.00	10/22/09 19:15	MKP	9J21042	8270C
N-Nitrosodiphenylamine	ND	D10,L	990	54	ug/kg dry	5.00	10/22/09 19:15	MKP	9J21042	8270C
Pentachlorophenol	ND	D10	1900	340	ug/kg dry	5.00	10/22/09 19:15	MKP	9J21042	8270C
Phenanthrene	**280**	D10,J	990	21	ug/kg dry	5.00	10/22/09 19:15	MKP	9J21042	8270C
Phenol	ND	D10	990	100	ug/kg dry	5.00	10/22/09 19:15	MKP	9J21042	8270C
Pyrene	**430**	D10,J	990	6.4	ug/kg dry	5.00	10/22/09 19:15	MKP	9J21042	8270C
2,4,6-Tribromophenol	*81 %*	*D10*	*Surr Limits: (39-146%)*				*10/22/09 19:15*	*MKP*	*9J21042*	*8270C*
2-Fluorobiphenyl	*92 %*	*D10*	*Surr Limits: (37-120%)*				*10/22/09 19:15*	*MKP*	*9J21042*	*8270C*
2-Fluorophenol	*67 %*	*D10*	*Surr Limits: (18-120%)*				*10/22/09 19:15*	*MKP*	*9J21042*	*8270C*
Nitrobenzene-d5	*87 %*	*D10*	*Surr Limits: (34-132%)*				*10/22/09 19:15*	*MKP*	*9J21042*	*8270C*
Phenol-d5	*76 %*	*D10*	*Surr Limits: (11-120%)*				*10/22/09 19:15*	*MKP*	*9J21042*	*8270C*
p-Terphenyl-d14	*88 %*	*D10*	*Surr Limits: (58-147%)*				*10/22/09 19:15*	*MKP*	*9J21042*	*8270C*

Benchmark Environmental & Engineering Science
2558 Hamburg Turnpike, Suite 300
Lackawanna, NY 14218

SDG Number: RSJ0652

Project: Benchmark - Globe site
Project Number: TURN

Received: 10/09/09
Reported: 10/28/09 15:41

Analytical Report

Client ID: TP-13 (0-2) (RSJ0655-03 - Solid) **Sampled: 10/08/09 15:15** **Recvd: 10/09/09 11:40**

Analyte	Sample Result	Data Qualifiers	RL	MDL	Units	Dil Fac	Date Analyzed	Lab Tech	Batch	Method
Total Metals by SW 846 Series Methods										
Aluminum	**3510**		12.4	NR	mg/kg dry	1.00	10/15/09 12:16	DAN	9J12051	6010B
Antimony	ND		18.6	NR	mg/kg dry	1.00	10/15/09 12:16	DAN	9J12051	6010B
Arsenic	**5.4**		2.5	NR	mg/kg dry	1.00	10/15/09 12:16	DAN	9J12051	6010B
Barium	**59.0**		0.619	NR	mg/kg dry	1.00	10/15/09 12:16	DAN	9J12051	6010B
Beryllium	ND		0.248	NR	mg/kg dry	1.00	10/15/09 12:16	DAN	9J12051	6010B
Cadmium	**0.518**		0.248	NR	mg/kg dry	1.00	10/15/09 12:16	DAN	9J12051	6010B
Calcium	**18300**		61.9	NR	mg/kg dry	1.00	10/15/09 12:16	DAN	9J12051	6010B
Chromium	**29600**	D08	31.0	NR	mg/kg dry	50.0	10/20/09 07:31	AMH	9J12051	6010B
Cobalt	**118**		0.619	NR	mg/kg dry	1.00	10/15/09 12:16	DAN	9J12051	6010B
Copper	**170**		1.2	NR	mg/kg dry	1.00	10/15/09 12:16	DAN	9J12051	6010B
Iron	**228000**	D08	619	NR	mg/kg dry	50.0	10/20/09 07:31	AMH	9J12051	6010B
Lead	**51.7**		1.2	NR	mg/kg dry	1.00	10/15/09 12:16	DAN	9J12051	6010B
Magnesium	**5740**		24.8	NR	mg/kg dry	1.00	10/15/09 12:16	DAN	9J12051	6010B
Manganese	**1060**		0.2	NR	mg/kg dry	1.00	10/15/09 12:16	DAN	9J12051	6010B
Nickel	**9680**	D08	310	NR	mg/kg dry	50.0	10/20/09 07:31	AMH	9J12051	6010B
Potassium	**436**		37.2	NR	mg/kg dry	1.00	10/15/09 12:16	DAN	9J12051	6010B
Selenium	ND		5.0	NR	mg/kg dry	1.00	10/15/09 12:16	DAN	9J12051	6010B
Silver	ND		0.619	NR	mg/kg dry	1.00	10/15/09 12:16	DAN	9J12051	6010B
Sodium	ND		173	NR	mg/kg dry	1.00	10/15/09 12:16	DAN	9J12051	6010B
Thallium	ND		7.4	NR	mg/kg dry	1.00	10/15/09 12:16	DAN	9J12051	6010B
Vanadium	**107**		0.619	NR	mg/kg dry	1.00	10/15/09 12:16	DAN	9J12051	6010B
Zinc	**164**		2.5	NR	mg/kg dry	1.00	10/15/09 12:16	DAN	9J12051	6010B
Mercury	ND		0.0248	NR	mg/kg dry	1.00	10/14/09 20:14	MXM	9J13027	7471A
General Chemistry Parameters										
Percent Solids	**79**		0.010	NR	%	1.00	10/12/09 17:02	JR	9J12049	Dry Weight

Benchmark Environmental & Engineering Science
2558 Hamburg Turnpike, Suite 300
Lackawanna, NY 14218

SDG Number: RSJ0652

Project: Benchmark - Globe site
Project Number: TURN

Received: 10/09/09
Reported: 10/28/09 15:41

Analytical Report

Client ID: TP-13 (0-2) (RSJ0655-03RE1 - Solid) **Sampled: 10/08/09 15:15** **Recvd: 10/09/09 11:40**

Semivolatile Organics by GC/MS

Analyte	Sample Result	Data Qualifiers	RL	MDL	Units	Dil Fac	Date Analyzed	Lab Tech	Batch	Method
2,4,5-Trichlorophenol	ND	D10	1100	230	ug/kg dry	5.00	10/22/09 19:40	MKP	9J21042	8270C
2,4,6-Trichlorophenol	ND	D10	1100	70	ug/kg dry	5.00	10/22/09 19:40	MKP	9J21042	8270C
2,4-Dichlorophenol	ND	D10	1100	56	ug/kg dry	5.00	10/22/09 19:40	MKP	9J21042	8270C
2,4-Dimethylphenol	ND	D10	1100	290	ug/kg dry	5.00	10/22/09 19:40	MKP	9J21042	8270C
2,4-Dinitrophenol	ND	D10	2100	370	ug/kg dry	5.00	10/22/09 19:40	MKP	9J21042	8270C
2,4-Dinitrotoluene	ND	D10	1100	160	ug/kg dry	5.00	10/22/09 19:40	MKP	9J21042	8270C
2,6-Dinitrotoluene	ND	D10	1100	260	ug/kg dry	5.00	10/22/09 19:40	MKP	9J21042	8270C
2-Chloronaphthalene	ND	D10	1100	71	ug/kg dry	5.00	10/22/09 19:40	MKP	9J21042	8270C
2-Chlorophenol	ND	D10	1100	54	ug/kg dry	5.00	10/22/09 19:40	MKP	9J21042	8270C
2-Methylnaphthalene	**78**	D10,J	1100	13	ug/kg dry	5.00	10/22/09 19:40	MKP	9J21042	8270C
2-Methylphenol	ND	D10	1100	33	ug/kg dry	5.00	10/22/09 19:40	MKP	9J21042	8270C
2-Nitroaniline	ND	D10	2100	340	ug/kg dry	5.00	10/22/09 19:40	MKP	9J21042	8270C
2-Nitrophenol	ND	D10	1100	49	ug/kg dry	5.00	10/22/09 19:40	MKP	9J21042	8270C
3,3'-Dichlorobenzidine	ND	D10	1100	930	ug/kg dry	5.00	10/22/09 19:40	MKP	9J21042	8270C
3-Nitroaniline	ND	D10	2100	240	ug/kg dry	5.00	10/22/09 19:40	MKP	9J21042	8270C
4,6-Dinitro-2-methylphenol	ND	D10	2100	370	ug/kg dry	5.00	10/22/09 19:40	MKP	9J21042	8270C
4-Bromophenyl phenyl ether	ND	D10	1100	340	ug/kg dry	5.00	10/22/09 19:40	MKP	9J21042	8270C
4-Chloro-3-methylphenol	ND	D10	1100	44	ug/kg dry	5.00	10/22/09 19:40	MKP	9J21042	8270C
4-Chloroaniline	ND	D10	1100	310	ug/kg dry	5.00	10/22/09 19:40	MKP	9J21042	8270C
4-Chlorophenyl phenyl ether	ND	D10	1100	23	ug/kg dry	5.00	10/22/09 19:40	MKP	9J21042	8270C
4-Methylphenol	ND	D10	1100	59	ug/kg dry	5.00	10/22/09 19:40	MKP	9J21042	8270C
4-Nitroaniline	ND	D10	2100	120	ug/kg dry	5.00	10/22/09 19:40	MKP	9J21042	8270C
4-Nitrophenol	ND	D10	2100	260	ug/kg dry	5.00	10/22/09 19:40	MKP	9J21042	8270C
Acenaphthene	ND	D10	1100	12	ug/kg dry	5.00	10/22/09 19:40	MKP	9J21042	8270C
Acenaphthylene	ND	D10	1100	8.7	ug/kg dry	5.00	10/22/09 19:40	MKP	9J21042	8270C
Acetophenone	ND	D10	1100	54	ug/kg dry	5.00	10/22/09 19:40	MKP	9J21042	8270C
Anthracene	ND	D10	1100	27	ug/kg dry	5.00	10/22/09 19:40	MKP	9J21042	8270C
Atrazine	ND	D10	1100	47	ug/kg dry	5.00	10/22/09 19:40	MKP	9J21042	8270C
Benzaldehyde	ND	D10	1100	120	ug/kg dry	5.00	10/22/09 19:40	MKP	9J21042	8270C
Benzo(a)anthracene	**280**	D10,J	1100	18	ug/kg dry	5.00	10/22/09 19:40	MKP	9J21042	8270C
Benzo(a)pyrene	**280**	D10,J	1100	26	ug/kg dry	5.00	10/22/09 19:40	MKP	9J21042	8270C
Benzo(b)fluoranthene	**340**	D10,J	1100	21	ug/kg dry	5.00	10/22/09 19:40	MKP	9J21042	8270C
Benzo(ghi)perylene	**230**	D10,J	1100	13	ug/kg dry	5.00	10/22/09 19:40	MKP	9J21042	8270C
Benzo(k)fluoranthene	**120**	D10,J	1100	12	ug/kg dry	5.00	10/22/09 19:40	MKP	9J21042	8270C
Biphenyl	ND	D10	1100	66	ug/kg dry	5.00	10/22/09 19:40	MKP	9J21042	8270C
Bis(2-chloroethoxy)methane	ND	D10	1100	58	ug/kg dry	5.00	10/22/09 19:40	MKP	9J21042	8270C
Bis(2-chloroethyl)ether	ND	D10	1100	92	ug/kg dry	5.00	10/22/09 19:40	MKP	9J21042	8270C
2,2'-Oxybis(1-Chloropropane)	ND	D10	1100	110	ug/kg dry	5.00	10/22/09 19:40	MKP	9J21042	8270C
Bis(2-ethylhexyl) phthalate	ND	D10	1100	340	ug/kg dry	5.00	10/22/09 19:40	MKP	9J21042	8270C
Butyl benzyl phthalate	ND	D10	1100	290	ug/kg dry	5.00	10/22/09 19:40	MKP	9J21042	8270C
Caprolactam	ND	D10	1100	460	ug/kg dry	5.00	10/22/09 19:40	MKP	9J21042	8270C
Carbazole	ND	D10	1100	12	ug/kg dry	5.00	10/22/09 19:40	MKP	9J21042	8270C
Chrysene	**270**	D10,J	1100	11	ug/kg dry	5.00	10/22/09 19:40	MKP	9J21042	8270C
Dibenzo(a,h)anthracene	ND	D10	1100	12	ug/kg dry	5.00	10/22/09 19:40	MKP	9J21042	8270C
Dibenzofuran	**54**	D10,J	1100	11	ug/kg dry	5.00	10/22/09 19:40	MKP	9J21042	8270C

Benchmark Environmental & Engineering Science
2558 Hamburg Turnpike, Suite 300
Lackawanna, NY 14218

SDG Number: RSJ0652

Project: Benchmark - Globe site
Project Number: TURN

Received: 10/09/09
Reported: 10/28/09 15:41

Analytical Report

Client ID: TP-13 (0-2) (RSJ0655-03RE1 - Solid) - cont. **Sampled: 10/08/09 15:15** **Recvd: 10/09/09 11:40**

Semivolatile Organics by GC/MS - cont.

Analyte	Sample Result	Data Qualifiers	RL	MDL	Units	Dil Fac	Date Analyzed	Lab Tech	Batch	Method
Diethyl phthalate	ND	D10	1100	32	ug/kg dry	5.00	10/22/09 19:40	MKP	9J21042	8270C
Dimethyl phthalate	ND	D10	1100	28	ug/kg dry	5.00	10/22/09 19:40	MKP	9J21042	8270C
Di-n-butyl phthalate	ND	D10	1100	370	ug/kg dry	5.00	10/22/09 19:40	MKP	9J21042	8270C
Di-n-octyl phthalate	ND	D10	1100	25	ug/kg dry	5.00	10/22/09 19:40	MKP	9J21042	8270C
Fluoranthene	**410**	D10,J	1100	15	ug/kg dry	5.00	10/22/09 19:40	MKP	9J21042	8270C
Fluorene	ND	D10	1100	24	ug/kg dry	5.00	10/22/09 19:40	MKP	9J21042	8270C
Hexachlorobenzene	ND	D10	1100	53	ug/kg dry	5.00	10/22/09 19:40	MKP	9J21042	8270C
Hexachlorobutadiene	ND	D10	1100	54	ug/kg dry	5.00	10/22/09 19:40	MKP	9J21042	8270C
Hexachlorocyclopentadiene	ND	D10	1100	320	ug/kg dry	5.00	10/22/09 19:40	MKP	9J21042	8270C
Hexachloroethane	ND	D10	1100	82	ug/kg dry	5.00	10/22/09 19:40	MKP	9J21042	8270C
Indeno(1,2,3-cd)pyrene	**180**	D10,J	1100	29	ug/kg dry	5.00	10/22/09 19:40	MKP	9J21042	8270C
Isophorone	ND	D10	1100	53	ug/kg dry	5.00	10/22/09 19:40	MKP	9J21042	8270C
Naphthalene	ND	D10	1100	18	ug/kg dry	5.00	10/22/09 19:40	MKP	9J21042	8270C
Nitrobenzene	ND	D10	1100	47	ug/kg dry	5.00	10/22/09 19:40	MKP	9J21042	8270C
N-Nitrosodi-n-propylamine	ND	D10	1100	84	ug/kg dry	5.00	10/22/09 19:40	MKP	9J21042	8270C
N-Nitrosodiphenylamine	ND	D10,L, M7	1100	58	ug/kg dry	5.00	10/22/09 19:40	MKP	9J21042	8270C
Pentachlorophenol	ND	D10	2100	360	ug/kg dry	5.00	10/22/09 19:40	MKP	9J21042	8270C
Phenanthrene	**380**	D10,J	1100	22	ug/kg dry	5.00	10/22/09 19:40	MKP	9J21042	8270C
Phenol	ND	D10	1100	110	ug/kg dry	5.00	10/22/09 19:40	MKP	9J21042	8270C
Pyrene	**420**	D10,J	1100	6.9	ug/kg dry	5.00	10/22/09 19:40	MKP	9J21042	8270C
2,4,6-Tribromophenol	*82 %*	*D10*	*Surr Limits: (39-146%)*				*10/22/09 19:40*	*MKP*	*9J21042*	*8270C*
2-Fluorobiphenyl	*90 %*	*D10*	*Surr Limits: (37-120%)*				*10/22/09 19:40*	*MKP*	*9J21042*	*8270C*
2-Fluorophenol	*68 %*	*D10*	*Surr Limits: (18-120%)*				*10/22/09 19:40*	*MKP*	*9J21042*	*8270C*
Nitrobenzene-d5	*84 %*	*D10*	*Surr Limits: (34-132%)*				*10/22/09 19:40*	*MKP*	*9J21042*	*8270C*
Phenol-d5	*75 %*	*D10*	*Surr Limits: (11-120%)*				*10/22/09 19:40*	*MKP*	*9J21042*	*8270C*
p-Terphenyl-d14	*87 %*	*D10*	*Surr Limits: (58-147%)*				*10/22/09 19:40*	*MKP*	*9J21042*	*8270C*

Benchmark Environmental & Engineering Science
2558 Hamburg Turnpike, Suite 300
Lackawanna, NY 14218

SDG Number: RSJ0652

Project: Benchmark - Globe site
Project Number: TURN

Received: 10/09/09
Reported: 10/28/09 15:41

Analytical Report

Client ID: TP-15 (0-2) (RSJ0655-06 - Solid) — **Sampled: 10/08/09 16:00** — **Recvd: 10/09/09 11:40**

Analyte	Sample Result	Data Qualifiers	RL	MDL	Units	Dil Fac	Date Analyzed	Lab Tech	Batch	Method
Total Metals by SW 846 Series Methods										
Aluminum	**19800**		13.3	NR	mg/kg dry	1.00	10/15/09 13:11	DAN	9J12051	6010B
Antimony	ND		20.0	NR	mg/kg dry	1.00	10/15/09 13:11	DAN	9J12051	6010B
Arsenic	**7.2**		2.7	NR	mg/kg dry	1.00	10/15/09 13:11	DAN	9J12051	6010B
Barium	**178**		0.666	NR	mg/kg dry	1.00	10/15/09 13:11	DAN	9J12051	6010B
Beryllium	**0.614**		0.266	NR	mg/kg dry	1.00	10/15/09 13:11	DAN	9J12051	6010B
Cadmium	**0.489**		0.266	NR	mg/kg dry	1.00	10/15/09 13:11	DAN	9J12051	6010B
Calcium	**14600**		66.6	NR	mg/kg dry	1.00	10/15/09 13:11	DAN	9J12051	6010B
Chromium	**1070**		0.666	NR	mg/kg dry	1.00	10/15/09 13:11	DAN	9J12051	6010B
Cobalt	**28.3**		0.666	NR	mg/kg dry	1.00	10/15/09 13:11	DAN	9J12051	6010B
Copper	**160**		1.3	NR	mg/kg dry	1.00	10/15/09 13:11	DAN	9J12051	6010B
Iron	**21100**		13.3	NR	mg/kg dry	1.00	10/15/09 13:11	DAN	9J12051	6010B
Lead	**48.5**		1.3	NR	mg/kg dry	1.00	10/15/09 13:11	DAN	9J12051	6010B
Magnesium	**42800**		26.6	NR	mg/kg dry	1.00	10/15/09 13:11	DAN	9J12051	6010B
Manganese	**3510**	D08	1.3	NR	mg/kg dry	5.00	10/15/09 19:04	DAN	9J12051	6010B
Nickel	**1330**		6.66	NR	mg/kg dry	1.00	10/15/09 13:11	DAN	9J12051	6010B
Potassium	**934**		39.9	NR	mg/kg dry	1.00	10/15/09 13:11	DAN	9J12051	6010B
Selenium	ND		5.3	NR	mg/kg dry	1.00	10/15/09 13:11	DAN	9J12051	6010B
Silver	ND		0.666	NR	mg/kg dry	1.00	10/15/09 13:11	DAN	9J12051	6010B
Sodium	ND		186	NR	mg/kg dry	1.00	10/15/09 13:11	DAN	9J12051	6010B
Thallium	ND		8.0	NR	mg/kg dry	1.00	10/15/09 13:11	DAN	9J12051	6010B
Vanadium	**27.3**		0.666	NR	mg/kg dry	1.00	10/15/09 13:11	DAN	9J12051	6010B
Zinc	**130**		2.7	NR	mg/kg dry	1.00	10/15/09 13:11	DAN	9J12051	6010B
Mercury	**0.0400**		0.0247	NR	mg/kg dry	1.00	10/14/09 20:21	MXM	9J13027	7471A
General Chemistry Parameters										
Percent Solids	**74**		0.010	NR	%	1.00	10/12/09 17:04	JR	9J12049	Dry Weight

Benchmark Environmental & Engineering Science
2558 Hamburg Turnpike, Suite 300
Lackawanna, NY 14218

SDG Number: RSJ0652

Project: Benchmark - Globe site
Project Number: TURN

Received: 10/09/09
Reported: 10/28/09 15:41

Analytical Report

Client ID: TP-15 (0-2) (RSJ0655-06RE1 - Solid) — **Sampled: 10/08/09 16:00** — **Recvd: 10/09/09 11:40**

Semivolatile Organics by GC/MS

Analyte	Sample Result	Data Qualifiers	RL	MDL	Units	Dil Fac	Date Analyzed	Lab Tech	Batch	Method
2,4,5-Trichlorophenol	ND	D10	1100	250	ug/kg dry	5.00	10/22/09 20:04	MKP	9J21042	8270C
2,4,6-Trichlorophenol	ND	D10	1100	74	ug/kg dry	5.00	10/22/09 20:04	MKP	9J21042	8270C
2,4-Dichlorophenol	ND	D10	1100	59	ug/kg dry	5.00	10/22/09 20:04	MKP	9J21042	8270C
2,4-Dimethylphenol	ND	D10	1100	300	ug/kg dry	5.00	10/22/09 20:04	MKP	9J21042	8270C
2,4-Dinitrophenol	ND	D10	2200	390	ug/kg dry	5.00	10/22/09 20:04	MKP	9J21042	8270C
2,4-Dinitrotoluene	ND	D10	1100	170	ug/kg dry	5.00	10/22/09 20:04	MKP	9J21042	8270C
2,6-Dinitrotoluene	ND	D10	1100	280	ug/kg dry	5.00	10/22/09 20:04	MKP	9J21042	8270C
2-Chloronaphthalene	ND	D10	1100	75	ug/kg dry	5.00	10/22/09 20:04	MKP	9J21042	8270C
2-Chlorophenol	ND	D10	1100	57	ug/kg dry	5.00	10/22/09 20:04	MKP	9J21042	8270C
2-Methylnaphthalene	ND	D10	1100	14	ug/kg dry	5.00	10/22/09 20:04	MKP	9J21042	8270C
2-Methylphenol	ND	D10	1100	35	ug/kg dry	5.00	10/22/09 20:04	MKP	9J21042	8270C
2-Nitroaniline	ND	D10	2200	360	ug/kg dry	5.00	10/22/09 20:04	MKP	9J21042	8270C
2-Nitrophenol	ND	D10	1100	51	ug/kg dry	5.00	10/22/09 20:04	MKP	9J21042	8270C
3,3'-Dichlorobenzidine	ND	D10	1100	990	ug/kg dry	5.00	10/22/09 20:04	MKP	9J21042	8270C
3-Nitroaniline	ND	D10	2200	260	ug/kg dry	5.00	10/22/09 20:04	MKP	9J21042	8270C
4,6-Dinitro-2-methylphenol	ND	D10	2200	390	ug/kg dry	5.00	10/22/09 20:04	MKP	9J21042	8270C
4-Bromophenyl phenyl ether	ND	D10	1100	360	ug/kg dry	5.00	10/22/09 20:04	MKP	9J21042	8270C
4-Chloro-3-methylphenol	ND	D10	1100	46	ug/kg dry	5.00	10/22/09 20:04	MKP	9J21042	8270C
4-Chloroaniline	ND	D10	1100	330	ug/kg dry	5.00	10/22/09 20:04	MKP	9J21042	8270C
4-Chlorophenyl phenyl ether	ND	D10	1100	24	ug/kg dry	5.00	10/22/09 20:04	MKP	9J21042	8270C
4-Methylphenol	ND	D10	1100	63	ug/kg dry	5.00	10/22/09 20:04	MKP	9J21042	8270C
4-Nitroaniline	ND	D10	2200	130	ug/kg dry	5.00	10/22/09 20:04	MKP	9J21042	8270C
4-Nitrophenol	ND	D10	2200	270	ug/kg dry	5.00	10/22/09 20:04	MKP	9J21042	8270C
Acenaphthene	ND	D10	1100	13	ug/kg dry	5.00	10/22/09 20:04	MKP	9J21042	8270C
Acenaphthylene	ND	D10	1100	9.2	ug/kg dry	5.00	10/22/09 20:04	MKP	9J21042	8270C
Acetophenone	ND	D10	1100	58	ug/kg dry	5.00	10/22/09 20:04	MKP	9J21042	8270C
Anthracene	**84**	D10,J	1100	29	ug/kg dry	5.00	10/22/09 20:04	MKP	9J21042	8270C
Atrazine	ND	D10	1100	50	ug/kg dry	5.00	10/22/09 20:04	MKP	9J21042	8270C
Benzaldehyde	ND	D10	1100	120	ug/kg dry	5.00	10/22/09 20:04	MKP	9J21042	8270C
Benzo(a)anthracene	**460**	D10,J	1100	19	ug/kg dry	5.00	10/22/09 20:04	MKP	9J21042	8270C
Benzo(a)pyrene	**540**	D10,J	1100	27	ug/kg dry	5.00	10/22/09 20:04	MKP	9J21042	8270C
Benzo(b)fluoranthene	**610**	D10,J	1100	22	ug/kg dry	5.00	10/22/09 20:04	MKP	9J21042	8270C
Benzo(ghi)perylene	**390**	D10,J	1100	13	ug/kg dry	5.00	10/22/09 20:04	MKP	9J21042	8270C
Benzo(k)fluoranthene	**220**	D10,J	1100	12	ug/kg dry	5.00	10/22/09 20:04	MKP	9J21042	8270C
Biphenyl	ND	D10	1100	70	ug/kg dry	5.00	10/22/09 20:04	MKP	9J21042	8270C
Bis(2-chloroethoxy)methane	ND	D10	1100	61	ug/kg dry	5.00	10/22/09 20:04	MKP	9J21042	8270C
Bis(2-chloroethyl)ether	ND	D10	1100	97	ug/kg dry	5.00	10/22/09 20:04	MKP	9J21042	8270C
2,2'-Oxybis(1-Chloropropane)	ND	D10	1100	120	ug/kg dry	5.00	10/22/09 20:04	MKP	9J21042	8270C
Bis(2-ethylhexyl) phthalate	ND	D10	1100	360	ug/kg dry	5.00	10/22/09 20:04	MKP	9J21042	8270C
Butyl benzyl phthalate	ND	D10	1100	300	ug/kg dry	5.00	10/22/09 20:04	MKP	9J21042	8270C
Caprolactam	ND	D10	1100	490	ug/kg dry	5.00	10/22/09 20:04	MKP	9J21042	8270C
Carbazole	ND	D10	1100	13	ug/kg dry	5.00	10/22/09 20:04	MKP	9J21042	8270C
Chrysene	**440**	D10,J	1100	11	ug/kg dry	5.00	10/22/09 20:04	MKP	9J21042	8270C
Dibenzo(a,h)anthracene	ND	D10	1100	13	ug/kg dry	5.00	10/22/09 20:04	MKP	9J21042	8270C
Dibenzofuran	ND	D10	1100	12	ug/kg dry	5.00	10/22/09 20:04	MKP	9J21042	8270C

Benchmark Environmental & Engineering Science
2558 Hamburg Turnpike, Suite 300
Lackawanna, NY 14218

SDG Number: RSJ0652

Project: Benchmark - Globe site
Project Number: TURN

Received: 10/09/09
Reported: 10/28/09 15:41

Analytical Report

Client ID: TP-15 (0-2) (RSJ0655-06RE1 - Solid) - cont. **Sampled: 10/08/09 16:00** **Recvd: 10/09/09 11:40**

Semivolatile Organics by GC/MS - cont.

Analyte	Sample Result	Data Qualifiers	RL	MDL	Units	Dil Fac	Date Analyzed	Lab Tech	Batch	Method
Diethyl phthalate	ND	D10	1100	34	ug/kg dry	5.00	10/22/09 20:04	MKP	9J21042	8270C
Dimethyl phthalate	ND	D10	1100	29	ug/kg dry	5.00	10/22/09 20:04	MKP	9J21042	8270C
Di-n-butyl phthalate	ND	D10	1100	390	ug/kg dry	5.00	10/22/09 20:04	MKP	9J21042	8270C
Di-n-octyl phthalate	ND	D10	1100	26	ug/kg dry	5.00	10/22/09 20:04	MKP	9J21042	8270C
Fluoranthene	**670**	D10,J	1100	16	ug/kg dry	5.00	10/22/09 20:04	MKP	9J21042	8270C
Fluorene	ND	D10	1100	26	ug/kg dry	5.00	10/22/09 20:04	MKP	9J21042	8270C
Hexachlorobenzene	ND	D10	1100	56	ug/kg dry	5.00	10/22/09 20:04	MKP	9J21042	8270C
Hexachlorobutadiene	ND	D10	1100	58	ug/kg dry	5.00	10/22/09 20:04	MKP	9J21042	8270C
Hexachlorocyclopentadiene	ND	D10	1100	340	ug/kg dry	5.00	10/22/09 20:04	MKP	9J21042	8270C
Hexachloroethane	ND	D10	1100	87	ug/kg dry	5.00	10/22/09 20:04	MKP	9J21042	8270C
Indeno(1,2,3-cd)pyrene	**350**	D10,J	1100	31	ug/kg dry	5.00	10/22/09 20:04	MKP	9J21042	8270C
Isophorone	ND	D10	1100	56	ug/kg dry	5.00	10/22/09 20:04	MKP	9J21042	8270C
Naphthalene	**140**	D10,J	1100	19	ug/kg dry	5.00	10/22/09 20:04	MKP	9J21042	8270C
Nitrobenzene	ND	D10	1100	50	ug/kg dry	5.00	10/22/09 20:04	MKP	9J21042	8270C
N-Nitrosodi-n-propylamine	ND	D10	1100	89	ug/kg dry	5.00	10/22/09 20:04	MKP	9J21042	8270C
N-Nitrosodiphenylamine	ND	D10,L	1100	61	ug/kg dry	5.00	10/22/09 20:04	MKP	9J21042	8270C
Pentachlorophenol	ND	D10	2200	390	ug/kg dry	5.00	10/22/09 20:04	MKP	9J21042	8270C
Phenanthrene	**350**	D10,J	1100	24	ug/kg dry	5.00	10/22/09 20:04	MKP	9J21042	8270C
Phenol	ND	D10	1100	120	ug/kg dry	5.00	10/22/09 20:04	MKP	9J21042	8270C
Pyrene	**590**	D10,J	1100	7.3	ug/kg dry	5.00	10/22/09 20:04	MKP	9J21042	8270C
2,4,6-Tribromophenol	*82 %*	*D10*	*Surr Limits: (39-146%)*				*10/22/09 20:04*	*MKP*	*9J21042*	*8270C*
2-Fluorobiphenyl	*89 %*	*D10*	*Surr Limits: (37-120%)*				*10/22/09 20:04*	*MKP*	*9J21042*	*8270C*
2-Fluorophenol	*70 %*	*D10*	*Surr Limits: (18-120%)*				*10/22/09 20:04*	*MKP*	*9J21042*	*8270C*
Nitrobenzene-d5	*86 %*	*D10*	*Surr Limits: (34-132%)*				*10/22/09 20:04*	*MKP*	*9J21042*	*8270C*
Phenol-d5	*78 %*	*D10*	*Surr Limits: (11-120%)*				*10/22/09 20:04*	*MKP*	*9J21042*	*8270C*
p-Terphenyl-d14	*91 %*	*D10*	*Surr Limits: (58-147%)*				*10/22/09 20:04*	*MKP*	*9J21042*	*8270C*

Benchmark Environmental & Engineering Science
2558 Hamburg Turnpike, Suite 300
Lackawanna, NY 14218

SDG Number: RSJ0652

Project: Benchmark - Globe site
Project Number: TURN

Received: 10/09/09
Reported: 10/28/09 15:41

Analytical Report

Client ID: TP-21 (0-2) (RSJ0655-07 - Solid) — **Sampled: 10/08/09 16:30** — **Recvd: 10/09/09 11:40**

Analyte	Sample Result	Data Qualifiers	RL	MDL	Units	Dil Fac	Date Analyzed	Lab Tech	Batch	Method
Total Metals by SW 846 Series Methods										
Aluminum	**1270**		10.7	NR	mg/kg dry	1.00	10/15/09 13:29	DAN	9J12051	6010B
Antimony	ND		16.1	NR	mg/kg dry	1.00	10/15/09 13:29	DAN	9J12051	6010B
Arsenic	**4.2**		2.1	NR	mg/kg dry	1.00	10/15/09 13:29	DAN	9J12051	6010B
Barium	**28.9**		0.536	NR	mg/kg dry	1.00	10/15/09 13:29	DAN	9J12051	6010B
Beryllium	ND		0.214	NR	mg/kg dry	1.00	10/15/09 13:29	DAN	9J12051	6010B
Cadmium	ND		0.214	NR	mg/kg dry	1.00	10/15/09 13:29	DAN	9J12051	6010B
Calcium	**13100**		53.6	NR	mg/kg dry	1.00	10/15/09 13:29	DAN	9J12051	6010B
Chromium	**432**		0.536	NR	mg/kg dry	1.00	10/15/09 13:29	DAN	9J12051	6010B
Cobalt	**20.6**		0.536	NR	mg/kg dry	1.00	10/15/09 13:29	DAN	9J12051	6010B
Copper	**80.2**		1.1	NR	mg/kg dry	1.00	10/15/09 13:29	DAN	9J12051	6010B
Iron	**41100**		10.7	NR	mg/kg dry	1.00	10/15/09 13:29	DAN	9J12051	6010B
Lead	**54.6**		1.1	NR	mg/kg dry	1.00	10/15/09 13:29	DAN	9J12051	6010B
Magnesium	**5830**		21.4	NR	mg/kg dry	1.00	10/15/09 13:29	DAN	9J12051	6010B
Manganese	**669**		0.2	NR	mg/kg dry	1.00	10/15/09 13:29	DAN	9J12051	6010B
Nickel	**394**		5.36	NR	mg/kg dry	1.00	10/15/09 13:29	DAN	9J12051	6010B
Potassium	**207**		32.1	NR	mg/kg dry	1.00	10/15/09 13:29	DAN	9J12051	6010B
Selenium	ND		4.3	NR	mg/kg dry	1.00	10/15/09 13:29	DAN	9J12051	6010B
Silver	ND		0.536	NR	mg/kg dry	1.00	10/15/09 13:29	DAN	9J12051	6010B
Sodium	ND		150	NR	mg/kg dry	1.00	10/15/09 13:29	DAN	9J12051	6010B
Thallium	ND		6.4	NR	mg/kg dry	1.00	10/15/09 13:29	DAN	9J12051	6010B
Vanadium	**14.1**		0.536	NR	mg/kg dry	1.00	10/15/09 13:29	DAN	9J12051	6010B
Zinc	**132**		2.1	NR	mg/kg dry	1.00	10/15/09 13:29	DAN	9J12051	6010B
Mercury	ND		0.0218	NR	mg/kg dry	1.00	10/14/09 20:23	MXM	9J13027	7471A
General Chemistry Parameters										
Percent Solids	**89**		0.010	NR	%	1.00	10/12/09 17:06	JR	9J12049	Dry Weight

Benchmark Environmental & Engineering Science
2558 Hamburg Turnpike, Suite 300
Lackawanna, NY 14218

SDG Number: RSJ0652

Project: Benchmark - Globe site
Project Number: TURN

Received: 10/09/09
Reported: 10/28/09 15:41

Analytical Report

Client ID: TP-21 (0-2) (RSJ0655-07RE1 - Solid) — **Sampled: 10/08/09 16:30** — **Recvd: 10/09/09 11:40**

Semivolatile Organics by GC/MS

Analyte	Sample Result	Data Qualifiers	RL	MDL	Units	Dil Fac	Date Analyzed	Lab Tech	Batch	Method
2,4,5-Trichlorophenol	ND	D10	940	200	ug/kg dry	5.00	10/22/09 20:29	MKP	9J21042	8270C
2,4,6-Trichlorophenol	ND	D10	940	62	ug/kg dry	5.00	10/22/09 20:29	MKP	9J21042	8270C
2,4-Dichlorophenol	ND	D10	940	49	ug/kg dry	5.00	10/22/09 20:29	MKP	9J21042	8270C
2,4-Dimethylphenol	ND	D10	940	250	ug/kg dry	5.00	10/22/09 20:29	MKP	9J21042	8270C
2,4-Dinitrophenol	ND	D10	1800	330	ug/kg dry	5.00	10/22/09 20:29	MKP	9J21042	8270C
2,4-Dinitrotoluene	ND	D10	940	140	ug/kg dry	5.00	10/22/09 20:29	MKP	9J21042	8270C
2,6-Dinitrotoluene	ND	D10	940	230	ug/kg dry	5.00	10/22/09 20:29	MKP	9J21042	8270C
2-Chloronaphthalene	ND	D10	940	63	ug/kg dry	5.00	10/22/09 20:29	MKP	9J21042	8270C
2-Chlorophenol	ND	D10	940	48	ug/kg dry	5.00	10/22/09 20:29	MKP	9J21042	8270C
2-Methylnaphthalene	**77**	D10,J	940	11	ug/kg dry	5.00	10/22/09 20:29	MKP	9J21042	8270C
2-Methylphenol	ND	D10	940	29	ug/kg dry	5.00	10/22/09 20:29	MKP	9J21042	8270C
2-Nitroaniline	ND	D10	1800	300	ug/kg dry	5.00	10/22/09 20:29	MKP	9J21042	8270C
2-Nitrophenol	ND	D10	940	43	ug/kg dry	5.00	10/22/09 20:29	MKP	9J21042	8270C
3,3'-Dichlorobenzidine	ND	D10	940	820	ug/kg dry	5.00	10/22/09 20:29	MKP	9J21042	8270C
3-Nitroaniline	ND	D10	1800	210	ug/kg dry	5.00	10/22/09 20:29	MKP	9J21042	8270C
4,6-Dinitro-2-methylphenol	ND	D10	1800	320	ug/kg dry	5.00	10/22/09 20:29	MKP	9J21042	8270C
4-Bromophenyl phenyl ether	ND	D10	940	300	ug/kg dry	5.00	10/22/09 20:29	MKP	9J21042	8270C
4-Chloro-3-methylphenol	ND	D10	940	38	ug/kg dry	5.00	10/22/09 20:29	MKP	9J21042	8270C
4-Chloroaniline	ND	D10	940	270	ug/kg dry	5.00	10/22/09 20:29	MKP	9J21042	8270C
4-Chlorophenyl phenyl ether	ND	D10	940	20	ug/kg dry	5.00	10/22/09 20:29	MKP	9J21042	8270C
4-Methylphenol	ND	D10	940	52	ug/kg dry	5.00	10/22/09 20:29	MKP	9J21042	8270C
4-Nitroaniline	ND	D10	1800	100	ug/kg dry	5.00	10/22/09 20:29	MKP	9J21042	8270C
4-Nitrophenol	ND	D10	1800	230	ug/kg dry	5.00	10/22/09 20:29	MKP	9J21042	8270C
Acenaphthene	**63**	D10,J	940	11	ug/kg dry	5.00	10/22/09 20:29	MKP	9J21042	8270C
Acenaphthylene	ND	D10	940	7.6	ug/kg dry	5.00	10/22/09 20:29	MKP	9J21042	8270C
Acetophenone	ND	D10	940	48	ug/kg dry	5.00	10/22/09 20:29	MKP	9J21042	8270C
Anthracene	**130**	D10,J	940	24	ug/kg dry	5.00	10/22/09 20:29	MKP	9J21042	8270C
Atrazine	ND	D10	940	42	ug/kg dry	5.00	10/22/09 20:29	MKP	9J21042	8270C
Benzaldehyde	ND	D10	940	100	ug/kg dry	5.00	10/22/09 20:29	MKP	9J21042	8270C
Benzo(a)anthracene	**450**	D10,J	940	16	ug/kg dry	5.00	10/22/09 20:29	MKP	9J21042	8270C
Benzo(a)pyrene	**470**	D10,J	940	22	ug/kg dry	5.00	10/22/09 20:29	MKP	9J21042	8270C
Benzo(b)fluoranthene	**580**	D10,J	940	18	ug/kg dry	5.00	10/22/09 20:29	MKP	9J21042	8270C
Benzo(ghi)perylene	**310**	D10,J	940	11	ug/kg dry	5.00	10/22/09 20:29	MKP	9J21042	8270C
Benzo(k)fluoranthene	**200**	D10,J	940	10	ug/kg dry	5.00	10/22/09 20:29	MKP	9J21042	8270C
Biphenyl	ND	D10	940	58	ug/kg dry	5.00	10/22/09 20:29	MKP	9J21042	8270C
Bis(2-chloroethoxy)methane	ND	D10	940	51	ug/kg dry	5.00	10/22/09 20:29	MKP	9J21042	8270C
Bis(2-chloroethyl)ether	ND	D10	940	81	ug/kg dry	5.00	10/22/09 20:29	MKP	9J21042	8270C
2,2'-Oxybis(1-Chloropropane)	ND	D10	940	98	ug/kg dry	5.00	10/22/09 20:29	MKP	9J21042	8270C
Bis(2-ethylhexyl) phthalate	ND	D10	940	300	ug/kg dry	5.00	10/22/09 20:29	MKP	9J21042	8270C
Butyl benzyl phthalate	ND	D10	940	250	ug/kg dry	5.00	10/22/09 20:29	MKP	9J21042	8270C
Caprolactam	ND	D10	940	400	ug/kg dry	5.00	10/22/09 20:29	MKP	9J21042	8270C
Carbazole	ND	D10	940	11	ug/kg dry	5.00	10/22/09 20:29	MKP	9J21042	8270C
Chrysene	**520**	D10,J	940	9.3	ug/kg dry	5.00	10/22/09 20:29	MKP	9J21042	8270C
Dibenzo(a,h)anthracene	ND	D10	940	11	ug/kg dry	5.00	10/22/09 20:29	MKP	9J21042	8270C
Dibenzofuran	ND	D10	940	9.7	ug/kg dry	5.00	10/22/09 20:29	MKP	9J21042	8270C

Benchmark Environmental & Engineering Science
2558 Hamburg Turnpike, Suite 300
Lackawanna, NY 14218

SDG Number: RSJ0652

Project: Benchmark - Globe site
Project Number: TURN

Received: 10/09/09
Reported: 10/28/09 15:41

Analytical Report

Client ID: TP-21 (0-2) (RSJ0655-07RE1 - Solid) - cont. **Sampled: 10/08/09 16:30** **Recvd: 10/09/09 11:40**

Semivolatile Organics by GC/MS - cont.

Analyte	Sample Result	Data Qualifiers	RL	MDL	Units	Dil Fac	Date Analyzed	Lab Tech	Batch	Method
Diethyl phthalate	ND	D10	940	28	ug/kg dry	5.00	10/22/09 20:29	MKP	9J21042	8270C
Dimethyl phthalate	ND	D10	940	24	ug/kg dry	5.00	10/22/09 20:29	MKP	9J21042	8270C
Di-n-butyl phthalate	ND	D10	940	320	ug/kg dry	5.00	10/22/09 20:29	MKP	9J21042	8270C
Di-n-octyl phthalate	ND	D10	940	22	ug/kg dry	5.00	10/22/09 20:29	MKP	9J21042	8270C
Fluoranthene	**1200**	D10	940	14	ug/kg dry	5.00	10/22/09 20:29	MKP	9J21042	8270C
Fluorene	ND	D10	940	22	ug/kg dry	5.00	10/22/09 20:29	MKP	9J21042	8270C
Hexachlorobenzene	ND	D10	940	46	ug/kg dry	5.00	10/22/09 20:29	MKP	9J21042	8270C
Hexachlorobutadiene	ND	D10	940	48	ug/kg dry	5.00	10/22/09 20:29	MKP	9J21042	8270C
Hexachlorocyclopentadiene	ND	D10	940	280	ug/kg dry	5.00	10/22/09 20:29	MKP	9J21042	8270C
Hexachloroethane	ND	D10	940	72	ug/kg dry	5.00	10/22/09 20:29	MKP	9J21042	8270C
Indeno(1,2,3-cd)pyrene	**260**	D10,J	940	26	ug/kg dry	5.00	10/22/09 20:29	MKP	9J21042	8270C
Isophorone	ND	D10	940	47	ug/kg dry	5.00	10/22/09 20:29	MKP	9J21042	8270C
Naphthalene	ND	D10	940	16	ug/kg dry	5.00	10/22/09 20:29	MKP	9J21042	8270C
Nitrobenzene	ND	D10	940	41	ug/kg dry	5.00	10/22/09 20:29	MKP	9J21042	8270C
N-Nitrosodi-n-propylamine	ND	D10	940	74	ug/kg dry	5.00	10/22/09 20:29	MKP	9J21042	8270C
N-Nitrosodiphenylamine	ND	D10,L	940	51	ug/kg dry	5.00	10/22/09 20:29	MKP	9J21042	8270C
Pentachlorophenol	ND	D10	1800	320	ug/kg dry	5.00	10/22/09 20:29	MKP	9J21042	8270C
Phenanthrene	**740**	D10,J	940	20	ug/kg dry	5.00	10/22/09 20:29	MKP	9J21042	8270C
Phenol	ND	D10	940	98	ug/kg dry	5.00	10/22/09 20:29	MKP	9J21042	8270C
Pyrene	**940**	D10	940	6.0	ug/kg dry	5.00	10/22/09 20:29	MKP	9J21042	8270C
2,4,6-Tribromophenol	*73 %*	*D10*	*Surr Limits: (39-146%)*				*10/22/09 20:29*	*MKP*	*9J21042*	*8270C*
2-Fluorobiphenyl	*81 %*	*D10*	*Surr Limits: (37-120%)*				*10/22/09 20:29*	*MKP*	*9J21042*	*8270C*
2-Fluorophenol	*59 %*	*D10*	*Surr Limits: (18-120%)*				*10/22/09 20:29*	*MKP*	*9J21042*	*8270C*
Nitrobenzene-d5	*76 %*	*D10*	*Surr Limits: (34-132%)*				*10/22/09 20:29*	*MKP*	*9J21042*	*8270C*
Phenol-d5	*69 %*	*D10*	*Surr Limits: (11-120%)*				*10/22/09 20:29*	*MKP*	*9J21042*	*8270C*
p-Terphenyl-d14	*80 %*	*D10*	*Surr Limits: (58-147%)*				*10/22/09 20:29*	*MKP*	*9J21042*	*8270C*

Benchmark Environmental & Engineering Science
2558 Hamburg Turnpike, Suite 300
Lackawanna, NY 14218

SDG Number: RSJ0652

Project: Benchmark - Globe site
Project Number: TURN

Received: 10/09/09
Reported: 10/28/09 15:41

SAMPLE EXTRACTION DATA

Parameter	Batch	Lab Number	Wt/Vol Extracte	Units	Extract Volume	Units	Date Prepared	Lab Tech	Extraction Method
General Chemistry Parameters									
Dry Weight	9J12049	RSJ0652-01	10.00	g	10.00	g	10/12/09 10:54	JRR	Dry Weight
Dry Weight	9J12049	RSJ0652-02	10.00	g	10.00	g	10/12/09 10:54	JRR	Dry Weight
Dry Weight	9J12049	RSJ0652-05	10.00	g	10.00	g	10/12/09 10:54	JRR	Dry Weight
Dry Weight	9J12049	RSJ0652-06	10.00	g	10.00	g	10/12/09 10:54	JRR	Dry Weight
Dry Weight	9J12049	RSJ0652-07	10.00	g	10.00	g	10/12/09 10:54	JRR	Dry Weight
Dry Weight	9J12049	RSJ0652-08	10.00	g	10.00	g	10/12/09 10:54	JRR	Dry Weight
Dry Weight	9J12049	RSJ0652-09	10.00	g	10.00	g	10/12/09 10:54	JRR	Dry Weight
Dry Weight	9J12049	RSJ0652-10	10.00	g	10.00	g	10/12/09 10:54	JRR	Dry Weight
Dry Weight	9J12049	RSJ0652-11	10.00	g	10.00	g	10/12/09 10:54	JRR	Dry Weight
Polychlorinated Biphenyls by EPA Method 8082									
8082	9J10009	RSJ0652-07	30.25	g	10.00	mL	10/12/09 08:30	CXM	3550B GC
8082	9J10009	RSJ0652-11	30.35	g	10.00	mL	10/12/09 08:30	CXM	3550B GC
8082	9J10009	RSJ0652-08	30.37	g	10.00	mL	10/12/09 08:30	CXM	3550B GC
8082	9J10009	RSJ0652-06	30.41	g	10.00	mL	10/12/09 08:30	CXM	3550B GC
8082	9J10009	RSJ0652-09	30.49	g	10.00	mL	10/12/09 08:30	CXM	3550B GC
8082	9J10009	RSJ0652-05	30.51	g	10.00	mL	10/12/09 08:30	CXM	3550B GC
8082	9J10009	RSJ0652-02	30.78	g	10.00	mL	10/12/09 08:30	CXM	3550B GC
8082	9J10009	RSJ0652-10	30.89	g	10.00	mL	10/12/09 08:30	CXM	3550B GC
8082	9J10009	RSJ0652-01	30.95	g	10.00	mL	10/12/09 08:30	CXM	3550B GC
Semivolatile Organics by GC/MS									
8270C	9J12076	RSJ0652-11	30.15	g	1.00	mL	10/13/09 08:30	CXM	3550B MB
8270C	9J12076	RSJ0652-02	30.22	g	1.00	mL	10/13/09 08:30	CXM	3550B MB
8270C	9J12076	RSJ0652-10	30.24	g	1.00	mL	10/13/09 08:30	CXM	3550B MB
8270C	9J12076	RSJ0652-01	30.29	g	1.00	mL	10/13/09 08:30	CXM	3550B MB
8270C	9J12076	RSJ0652-09	30.33	g	1.00	mL	10/13/09 08:30	CXM	3550B MB
8270C	9J12076	RSJ0652-08	30.52	g	1.00	mL	10/13/09 08:30	CXM	3550B MB
8270C	9J12076	RSJ0652-05	30.85	g	1.00	mL	10/13/09 08:30	CXM	3550B MB
8270C	9J12076	RSJ0652-06	30.85	g	1.00	mL	10/13/09 08:30	CXM	3550B MB
8270C	9J12076	RSJ0652-07	30.91	g	1.00	mL	10/13/09 08:30	CXM	3550B MB
Total Metals by SW 846 Series Methods									
6010B	9J12050	RSJ0652-07	0.47	g	50.00	mL	10/12/09 01:00	KCW	3050B
6010B	9J12050	RSJ0652-08	0.48	g	50.00	mL	10/12/09 01:00	KCW	3050B
6010B	9J12050	RSJ0652-11	0.48	g	50.00	mL	10/12/09 01:00	KCW	3050B
6010B	9J12050	RSJ0652-10	0.48	g	50.00	mL	10/12/09 01:00	KCW	3050B
6010B	9J12050	RSJ0652-06	0.49	g	50.00	mL	10/12/09 01:00	KCW	3050B
6010B	9J12050	RSJ0652-09	0.49	g	50.00	mL	10/12/09 01:00	KCW	3050B

Benchmark Environmental & Engineering Science
2558 Hamburg Turnpike, Suite 300
Lackawanna, NY 14218

SDG Number: RSJ0652

Project: Benchmark - Globe site
Project Number: TURN

Received: 10/09/09
Reported: 10/28/09 15:41

SAMPLE EXTRACTION DATA

Parameter	Batch	Lab Number	Wt/Vol Extracte	Units	Extract Volume	Units	Date Prepared	Lab Tech	Extraction Method
6010B	9J12050	RSJ0652-01	0.50	g	50.00	mL	10/12/09 01:00	KCW	3050B
6010B	9J12050	RSJ0652-02	0.50	g	50.00	mL	10/12/09 01:00	KCW	3050B
6010B	9J12050	RSJ0652-05	0.51	g	50.00	mL	10/12/09 01:00	KCW	3050B
6010B	9J15016	RSJ0652-09RE1	0.46	g	50.00	mL	10/15/09 10:10	KCW	3050B
6010B	9J15016	RSJ0652-06RE1	0.48	g	50.00	mL	10/15/09 10:10	KCW	3050B
6010B	9J15016	RSJ0652-05RE1	0.48	g	50.00	mL	10/15/09 10:10	KCW	3050B
6010B	9J15016	RSJ0652-02RE1	0.49	g	50.00	mL	10/15/09 10:10	KCW	3050B
6010B	9J15016	RSJ0652-08RE1	0.50	g	50.00	mL	10/15/09 10:10	KCW	3050B
6010B	9J15016	RSJ0652-07RE1	0.50	g	50.00	mL	10/15/09 10:10	KCW	3050B
6010B	9J15016	RSJ0652-10RE1	0.51	g	50.00	mL	10/15/09 10:10	KCW	3050B
6010B	9J15016	RSJ0652-01RE1	0.52	g	50.00	mL	10/15/09 10:10	KCW	3050B
6010B	9J15016	RSJ0652-11RE1	0.55	g	50.00	mL	10/15/09 10:10	KCW	3050B
7471A	9J13027	RSJ0652-02	0.58	g	50.00	mL	10/14/09 15:00	MXM	7471A_
7471A	9J13027	RSJ0652-08	0.58	g	50.00	mL	10/14/09 15:00	MXM	7471A_
7471A	9J13027	RSJ0652-05	0.61	g	50.00	mL	10/14/09 15:00	MXM	7471A_
7471A	9J13027	RSJ0652-11	0.61	g	50.00	mL	10/14/09 15:00	MXM	7471A_
7471A	9J13027	RSJ0652-09	0.61	g	50.00	mL	10/14/09 15:00	MXM	7471A_
7471A	9J13027	RSJ0652-01	0.62	g	50.00	mL	10/14/09 15:00	MXM	7471A_
7471A	9J13027	RSJ0652-07	0.62	g	50.00	mL	10/14/09 15:00	MXM	7471A_
7471A	9J13027	RSJ0652-10	0.63	g	50.00	mL	10/14/09 15:00	MXM	7471A_
7471A	9J13027	RSJ0652-06	0.65	g	50.00	mL	10/14/09 15:00	MXM	7471A_

SAMPLE EXTRACTION DATA

Parameter	Batch	Lab Number	Wt/Vol Extracte	Units	Extract Volume	Units	Date Prepared	Lab Tech	Extraction Method
General Chemistry Parameters									
Dry Weight	9J12049	RSJ0653-01	10.00	g	10.00	g	10/12/09 10:54	JRR	Dry Weight
Semivolatile Organics by GC/MS									
8270C	9J21042	RSJ0653-01RE1	30.49	g	1.00	mL	10/21/09 17:00	CXM	3550B MB
Total Metals by SW 846 Series Methods									
6010B	9J12021	RSJ0653-01	0.46	g	50.00	mL	10/12/09 11:00	KCW	3050B
7471A	9J13025	RSJ0653-01	0.59	g	50.00	mL	10/13/09 13:30	MXM	7471A_
Volatile Organic Compounds by EPA 8260B									
8260B	9J10019	RSJ0653-01	5.03	g	5.00	mL	10/10/09 12:18	PJQ	5030B MS

SAMPLE EXTRACTION DATA

Parameter	Batch	Lab Number	Wt/Vol Extracte	Units	Extract Volume	Units	Date Prepared	Lab Tech	Extraction Method
General Chemistry Parameters									

Benchmark Environmental & Engineering Science
2558 Hamburg Turnpike, Suite 300
Lackawanna, NY 14218

SDG Number: RSJ0652

Project: Benchmark - Globe site
Project Number: TURN

Received: 10/09/09
Reported: 10/28/09 15:41

SAMPLE EXTRACTION DATA

Parameter	Batch	Lab Number	Wt/Vol Extracte	Units	Extract Volume	Units	Date Prepared	Lab Tech	Extraction Method
Dry Weight	9J12049	RSJ0655-01	10.00	g	10.00	g	10/12/09 10:54	JRR	Dry Weight
Dry Weight	9J12049	RSJ0655-02	10.00	g	10.00	g	10/12/09 10:54	JRR	Dry Weight
Dry Weight	9J12049	RSJ0655-03	10.00	g	10.00	g	10/12/09 10:54	JRR	Dry Weight
Dry Weight	9J12049	RSJ0655-06	10.00	g	10.00	g	10/12/09 10:54	JRR	Dry Weight
Dry Weight	9J12049	RSJ0655-07	10.00	g	10.00	g	10/12/09 10:54	JRR	Dry Weight
Dry Weight	9J12049	RSJ0655-08	10.00	g	10.00	g	10/12/09 10:54	JRR	Dry Weight
Semivolatile Organics by GC/MS									
8270C	9J21042	RSJ0655-03RE1	30.15	g	1.00	mL	10/21/09 17:00	CXM	3550B MB
8270C	9J21042	RSJ0655-01RE1	30.23	g	1.00	mL	10/21/09 17:00	CXM	3550B MB
8270C	9J21042	RSJ0655-06RE1	30.35	g	1.00	mL	10/21/09 17:00	CXM	3550B MB
8270C	9J21042	RSJ0655-07RE1	30.40	g	1.00	mL	10/21/09 17:00	CXM	3550B MB
8270C	9J21042	RSJ0655-02RE1	30.54	g	1.00	mL	10/21/09 17:00	CXM	3550B MB
8270C	9J21042	RSJ0655-08RE1	30.65	g	1.00	mL	10/21/09 17:00	CXM	3550B MB
Total Metals by SW 846 Series Methods									
6010B	9J12051	RSJ0655-01	0.48	g	50.00	mL	10/12/09 01:00	KCW	3050B
6010B	9J12051	RSJ0655-02	0.49	g	50.00	mL	10/12/09 01:00	KCW	3050B
6010B	9J12051	RSJ0655-08	0.50	g	50.00	mL	10/12/09 01:00	KCW	3050B
6010B	9J12051	RSJ0655-06	0.51	g	50.00	mL	10/12/09 01:00	KCW	3050B
6010B	9J12051	RSJ0655-03	0.51	g	50.00	mL	10/12/09 01:00	KCW	3050B
6010B	9J12051	RSJ0655-07	0.52	g	50.00	mL	10/12/09 01:00	KCW	3050B
7471A	9J13027	RSJ0655-08	0.59	g	50.00	mL	10/14/09 15:00	MXM	7471A_
7471A	9J13027	RSJ0655-03	0.61	g	50.00	mL	10/14/09 15:00	MXM	7471A_
7471A	9J13027	RSJ0655-07	0.62	g	50.00	mL	10/14/09 15:00	MXM	7471A_
7471A	9J13027	RSJ0655-02	0.63	g	50.00	mL	10/14/09 15:00	MXM	7471A_
7471A	9J13027	RSJ0655-01	0.65	g	50.00	mL	10/14/09 15:00	MXM	7471A_
7471A	9J13027	RSJ0655-06	0.66	g	50.00	mL	10/14/09 15:00	MXM	7471A_

Benchmark Environmental & Engineering Science
2558 Hamburg Turnpike, Suite 300
Lackawanna, NY 14218

SDG Number: RSJ0652

Project: Benchmark - Globe site
Project Number: TURN

Received: 10/09/09
Reported: 10/28/09 15:41

LABORATORY QC DATA

Analyte	Source Result	Spike Level	RL	MDL	Units	Result	% REC	% REC Limits	% RPD	RPD Limit	Data Qualifiers
Volatile Organic Compounds by EPA 8260B											
Blank Analyzed: 10/10/09 (Lab Number:9J10019-BLK1, Batch: 9J10019)											
1,1,1-Trichloroethane			5.0	0.36	ug/kg wet	ND					
1,1,2,2-Tetrachloroethane			5.0	0.81	ug/kg wet	ND					
1,1,2-Trichloroethane			5.0	0.25	ug/kg wet	ND					
1,1,2-Trichloro-1,2,2-trifluoroethane			5.0	2.5	ug/kg wet	ND					
1,1-Dichloroethane			5.0	0.25	ug/kg wet	ND					
1,1-Dichloroethene			5.0	0.61	ug/kg wet	ND					
1,2,4-Trichlorobenzene			5.0	0.30	ug/kg wet	ND					
1,2,4-Trimethylbenzene			5.0	0.36	ug/kg wet	ND					
1,2-Dibromo-3-chloropropane			5.0	2.5	ug/kg wet	ND					
1,2-Dibromoethane			5.0	0.19	ug/kg wet	ND					
1,2-Dichlorobenzene			5.0	0.39	ug/kg wet	ND					
1,2-Dichloroethane			5.0	0.25	ug/kg wet	ND					
1,2-Dichloropropane			5.0	2.5	ug/kg wet	ND					
1,3,5-Trimethylbenzene			5.0	0.32	ug/kg wet	ND					
1,3-Dichlorobenzene			5.0	0.26	ug/kg wet	ND					
1,4-Dichlorobenzene			5.0	0.70	ug/kg wet	ND					
2-Butanone			25	1.8	ug/kg wet	ND					
2-Hexanone			25	1.7	ug/kg wet	ND					
p-Cymene			5.0	0.40	ug/kg wet	ND					
4-Methyl-2-pentanone			25	1.6	ug/kg wet	ND					
Acetone			25	1.1	ug/kg wet	ND					
Benzene			5.0	0.24	ug/kg wet	ND					
Bromodichloromethane			5.0	0.26	ug/kg wet	ND					
Bromoform			5.0	2.5	ug/kg wet	ND					
Bromomethane			5.0	1.1	ug/kg wet	ND					
Carbon disulfide			5.0	0.43	ug/kg wet	ND					
Carbon Tetrachloride			5.0	0.48	ug/kg wet	ND					
Chlorobenzene			5.0	0.66	ug/kg wet	ND					
Dibromochloromethane			5.0	0.28	ug/kg wet	ND					
Chloroethane			5.0	2.1	ug/kg wet	ND					
Chloroform			5.0	0.31	ug/kg wet	ND					
Chloromethane			5.0	0.30	ug/kg wet	ND					
cis-1,2-Dichloroethene			5.0	0.25	ug/kg wet	ND					
cis-1,3-Dichloropropene			5.0	0.28	ug/kg wet	ND					
Cyclohexane			5.0	0.23	ug/kg wet	ND					
Dichlorodifluoromethane			5.0	0.41	ug/kg wet	ND					

Benchmark Environmental & Engineering Science
2558 Hamburg Turnpike, Suite 300
Lackawanna, NY 14218

SDG Number: RSJ0652

Project: Benchmark - Globe site
Project Number: TURN

Received: 10/09/09
Reported: 10/28/09 15:41

LABORATORY QC DATA

Analyte	Source Result	Spike Level	RL	MDL	Units	Result	% REC	% REC Limits	% RPD	RPD Limit	Data Qualifiers
Volatile Organic Compounds by EPA 8260B											
Blank Analyzed: 10/10/09 (Lab Number:9J10019-BLK1, Batch: 9J10019)											
Ethylbenzene			5.0	0.34	ug/kg wet	ND					
Isopropylbenzene			5.0	0.75	ug/kg wet	ND					
Methyl Acetate			5.0	0.27	ug/kg wet	ND					
Methyl-t-Butyl Ether (MTBE)			5.0	0.49	ug/kg wet	ND					
Methylcyclohexane			5.0	0.32	ug/kg wet	ND					
Methylene Chloride			5.0	0.99	ug/kg wet	ND					
m-Xylene & p-Xylene			10	0.84	ug/kg wet	ND					
n-Butylbenzene			5.0	0.44	ug/kg wet	ND					
n-Propylbenzene			5.0	0.40	ug/kg wet	ND					
o-Xylene			5.0	0.65	ug/kg wet	ND					
sec-Butylbenzene			5.0	0.44	ug/kg wet	ND					
Styrene			5.0	0.25	ug/kg wet	ND					
Tetrachloroethene			5.0	0.67	ug/kg wet	ND					
Toluene			5.0	0.38	ug/kg wet	ND					
trans-1,2-Dichloroethene			5.0	0.52	ug/kg wet	ND					
trans-1,3-Dichloropropene			5.0	0.24	ug/kg wet	ND					
Trichloroethene			5.0	0.34	ug/kg wet	ND					
Trichlorofluoromethane			5.0	0.47	ug/kg wet	ND					
Vinyl chloride			10	0.61	ug/kg wet	ND					
Xylenes, total			10	0.84	ug/kg wet	ND					
Surrogate: 1,2-Dichloroethane-d4					*ug/kg wet*		*95*	*64-126*			
Surrogate: 4-Bromofluorobenzene					*ug/kg wet*		*112*	*72-126*			
Surrogate: Toluene-d8					*ug/kg wet*		*114*	*71-125*			
LCS Analyzed: 10/10/09 (Lab Number:9J10019-BS1, Batch: 9J10019)											
1,1,1,2-Tetrachloroethane			5.0	0.36	ug/kg wet	ND		74-127			
1,1,1-Trichloroethane			5.0	0.36	ug/kg wet	ND		77-121			
1,1,2,2-Tetrachloroethane			5.0	0.81	ug/kg wet	ND		80-120			
1,1,2-Trichloroethane			5.0	0.25	ug/kg wet	ND		78-122			
1,1,2-Trichloro-1,2,2-trifluoroethane			5.0	2.5	ug/kg wet	ND		60-140			
1,1-Dichloroethane			5.0	0.25	ug/kg wet	ND		79-126			
1,1-Dichloroethene		50.0	5.0	0.61	ug/kg wet	66.7	133	65-153			
1,1-Dichloropropene			5.0	0.29	ug/kg wet	ND		72-128			
1,2,3-Trichlorobenzene			5.0	0.53	ug/kg wet	ND		60-120			
1,2,3-Trichloropropane			5.0	0.51	ug/kg wet	ND		73-128			

Benchmark Environmental & Engineering Science
2558 Hamburg Turnpike, Suite 300
Lackawanna, NY 14218

SDG Number: RSJ0652

Project: Benchmark - Globe site
Project Number: TURN

Received: 10/09/09
Reported: 10/28/09 15:41

LABORATORY QC DATA

Analyte	Source Result	Spike Level	RL	MDL	Units	Result	% REC	% REC Limits	% RPD	RPD Limit	Data Qualifiers
Volatile Organic Compounds by EPA 8260B											
LCS Analyzed: 10/10/09 (Lab Number:9J10019-BS1, Batch: 9J10019)											
1,2,4-Trichlorobenzene			5.0	0.30	ug/kg wet	ND		64-120			
1,2,4-Trimethylbenzene			5.0	0.36	ug/kg wet	ND		74-120			
1,2-Dibromo-3-chloroprop ane			5.0	2.5	ug/kg wet	ND		63-124			
1,2-Dibromoethane			5.0	0.19	ug/kg wet	ND		78-120			
1,2-Dichlorobenzene			5.0	0.39	ug/kg wet	ND		75-120			
1,2-Dichloroethane			5.0	0.25	ug/kg wet	ND		77-122			
1,2-Dichloroethene, Total			10	2.6	ug/kg wet	ND		82-120			
1,2-Dichloropropane			5.0	2.5	ug/kg wet	ND		75-124			
1,3,5-Trimethylbenzene			5.0	0.32	ug/kg wet	ND		74-120			
1,3-Dichlorobenzene			5.0	0.26	ug/kg wet	ND		74-120			
1,3-Dichloropropane			5.0	0.30	ug/kg wet	ND		72-127			
1,4-Dichlorobenzene			5.0	0.70	ug/kg wet	ND		73-120			
2-Butanone			25	1.8	ug/kg wet	ND		70-134			
2-Hexanone			25	1.7	ug/kg wet	ND		59-130			
p-Cymene			5.0	0.40	ug/kg wet	ND		74-120			
4-Methyl-2-pentanone			25	1.6	ug/kg wet	ND		65-133			
Acetone			25	1.1	ug/kg wet	ND		61-137			
Acrylonitrile			100	2.1	ug/kg wet	ND		65-134			
Benzene		50.0	5.0	0.24	ug/kg wet	50.2	100	79-127			
Bromochloromethane			5.0	0.36	ug/kg wet	ND		75-134			
Bromodichloromethane			5.0	0.26	ug/kg wet	ND		80-122			
Bromoform			5.0	2.5	ug/kg wet	ND		68-126			
Bromomethane			5.0	1.1	ug/kg wet	ND		37-149			
Carbon disulfide			5.0	0.43	ug/kg wet	ND		64-131			
Carbon Tetrachloride			5.0	0.48	ug/kg wet	ND		75-135			
Chlorobenzene		50.0	5.0	0.66	ug/kg wet	50.8	102	76-124			
Dibromochloromethane			5.0	0.28	ug/kg wet	ND		76-125			
Chloroethane			5.0	2.1	ug/kg wet	ND		69-135			
Chloroform			5.0	0.31	ug/kg wet	ND		80-118			
Chloromethane			5.0	0.30	ug/kg wet	ND		63-127			
cis-1,2-Dichloroethene			5.0	0.25	ug/kg wet	ND		81-117			
cis-1,3-Dichloropropene			5.0	0.28	ug/kg wet	ND		82-120			
Cyclohexane			5.0	0.23	ug/kg wet	4.89		70-130			J
Dibromomethane			5.0	0.52	ug/kg wet	ND		73-130			
Dichlorodifluoromethane			5.0	0.41	ug/kg wet	ND		57-142			
Ethylbenzene			5.0	0.34	ug/kg wet	ND		80-120			
Iodomethane			5.0	0.24	ug/kg wet	ND		59-149			

Benchmark Environmental & Engineering Science
2558 Hamburg Turnpike, Suite 300
Lackawanna, NY 14218

SDG Number: RSJ0652

Project: Benchmark - Globe site
Project Number: TURN

Received: 10/09/09
Reported: 10/28/09 15:41

LABORATORY QC DATA

Analyte	Source Result	Spike Level	RL	MDL	Units	Result	% REC	% REC Limits	% RPD	RPD Limit	Data Qualifiers
Volatile Organic Compounds by EPA 8260B											
LCS Analyzed: 10/10/09 (Lab Number:9J10019-BS1, Batch: 9J10019)											
Isopropylbenzene			5.0	0.75	ug/kg wet	ND		72-120			
Methyl Acetate			5.0	0.27	ug/kg wet	ND		60-140			
Methyl-t-Butyl Ether (MTBE)			5.0	0.49	ug/kg wet	ND		63-125			
Methylcyclohexane			5.0	0.32	ug/kg wet	ND		60-140			
Methylene Chloride			5.0	0.99	ug/kg wet	ND		61-127			
m-Xylene & p-Xylene			10	0.84	ug/kg wet	ND		70-130			
n-Butylbenzene			5.0	0.44	ug/kg wet	ND		70-120			
n-Propylbenzene			5.0	0.40	ug/kg wet	ND		70-130			
o-Xylene			5.0	0.65	ug/kg wet	ND		70-130			
sec-Butylbenzene			5.0	0.44	ug/kg wet	ND		74-120			
Styrene			5.0	0.25	ug/kg wet	ND		80-120			
tert-Butylbenzene			5.0	0.52	ug/kg wet	ND		73-120			
Tetrachloroethene			5.0	0.67	ug/kg wet	ND		74-122			
Toluene		50.0	5.0	0.38	ug/kg wet	51.1	102	74-128			
trans-1,2-Dichloroethene			5.0	0.52	ug/kg wet	ND		78-126			
trans-1,3-Dichloropropene			5.0	0.24	ug/kg wet	ND		73-123			
trans-1,4-Dichloro-2-butene			25	1.4	ug/kg wet	ND		38-155			
Trichloroethene		50.0	5.0	0.34	ug/kg wet	51.2	102	77-129			
Trichlorofluoromethane			5.0	0.47	ug/kg wet	ND		65-146			
Vinyl acetate			25	1.0	ug/kg wet	ND		53-134			
Vinyl chloride			10	0.61	ug/kg wet	ND		61-133			
Xylenes, total			10	0.84	ug/kg wet	ND		80-120			
Surrogate: 1,2-Dichloroethane-d4					*ug/kg wet*		*96*	*64-126*			
Surrogate: 4-Bromofluorobenzene					*ug/kg wet*		*109*	*72-126*			
Surrogate: Toluene-d8					*ug/kg wet*		*112*	*71-125*			

Benchmark Environmental & Engineering Science
2558 Hamburg Turnpike, Suite 300
Lackawanna, NY 14218

SDG Number: RSJ0652

Project: Benchmark - Globe site
Project Number: TURN

Received: 10/09/09
Reported: 10/28/09 15:41

LABORATORY QC DATA

Analyte	Source Result	Spike Level	RL	MDL	Units	Result	% REC	% REC Limits	% RPD	RPD Limit	Data Qualifiers
Semivolatile Organics by GC/MS											
Blank Analyzed: 10/14/09 (Lab Number:9J12076-BLK1, Batch: 9J12076)											
2,4,5-Trichlorophenol			170	37	ug/kg wet	ND					
2,4,6-Trichlorophenol			170	11	ug/kg wet	ND					
2,4-Dichlorophenol			170	8.8	ug/kg wet	ND					
2,4-Dimethylphenol			170	45	ug/kg wet	ND					
2,4-Dinitrophenol			330	59	ug/kg wet	ND					
2,4-Dinitrotoluene			170	26	ug/kg wet	ND					
2,6-Dinitrotoluene			170	41	ug/kg wet	ND					
2-Chloronaphthalene			170	11	ug/kg wet	ND					
2-Chlorophenol			170	8.5	ug/kg wet	ND					
2-Methylnaphthalene			170	2.0	ug/kg wet	ND					
2-Methylphenol			170	5.2	ug/kg wet	ND					
2-Nitroaniline			330	54	ug/kg wet	ND					
2-Nitrophenol			170	7.7	ug/kg wet	ND					
3,3'-Dichlorobenzidine			170	150	ug/kg wet	ND					
3-Nitroaniline			330	39	ug/kg wet	ND					
4,6-Dinitro-2-methylphenol			330	58	ug/kg wet	ND					
4-Bromophenyl phenyl ether			170	53	ug/kg wet	ND					
4-Chloro-3-methylphenol			170	6.9	ug/kg wet	ND					
4-Chloroaniline			170	49	ug/kg wet	ND					
4-Chlorophenyl phenyl ether			170	3.6	ug/kg wet	ND					
4-Methylphenol			170	9.3	ug/kg wet	ND					
4-Nitroaniline			330	19	ug/kg wet	ND					
4-Nitrophenol			330	41	ug/kg wet	ND					
Acenaphthene			170	2.0	ug/kg wet	ND					
Acenaphthylene			170	1.4	ug/kg wet	ND					
Acetophenone			170	8.6	ug/kg wet	ND					
Anthracene			170	4.3	ug/kg wet	ND					
Atrazine			170	7.5	ug/kg wet	ND					
Benzaldehyde			170	18	ug/kg wet	ND					
Benzo(a)anthracene			170	2.9	ug/kg wet	ND					
Benzo(a)pyrene			170	4.0	ug/kg wet	ND					
Benzo(b)fluoranthene			170	3.3	ug/kg wet	ND					
Benzo(ghi)perylene			170	2.0	ug/kg wet	ND					
Benzo(k)fluoranthene			170	1.8	ug/kg wet	ND					
Biphenyl			170	10	ug/kg wet	ND					

Benchmark Environmental & Engineering Science
2558 Hamburg Turnpike, Suite 300
Lackawanna, NY 14218

SDG Number: RSJ0652

Project: Benchmark - Globe site
Project Number: TURN

Received: 10/09/09
Reported: 10/28/09 15:41

LABORATORY QC DATA

Analyte	Source Result	Spike Level	RL	MDL	Units	Result	% REC	% REC Limits	% RPD	RPD Limit	Data Qualifiers
Semivolatile Organics by GC/MS											
Blank Analyzed: 10/14/09 (Lab Number:9J12076-BLK1, Batch: 9J12076)											
Bis(2-chloroethoxy)methane			170	9.1	ug/kg wet	ND					
Bis(2-chloroethyl)ether			170	14	ug/kg wet	ND					
2,2'-Oxybis(1-Chloropropane)			170	18	ug/kg wet	ND					
Bis(2-ethylhexyl) phthalate			170	54	ug/kg wet	ND					
Butyl benzyl phthalate			170	45	ug/kg wet	ND					
Caprolactam			170	73	ug/kg wet	ND					
Carbazole			170	1.9	ug/kg wet	ND					
Chrysene			170	1.7	ug/kg wet	ND					
Dibenzo(a,h)anthracene			170	2.0	ug/kg wet	ND					
Dibenzofuran			170	1.7	ug/kg wet	ND					
Diethyl phthalate			170	5.1	ug/kg wet	ND					
Dimethyl phthalate			170	4.4	ug/kg wet	ND					
Di-n-butyl phthalate			170	58	ug/kg wet	ND					
Di-n-octyl phthalate			170	3.9	ug/kg wet	ND					
Fluoranthene			170	2.4	ug/kg wet	ND					
Fluorene			170	3.9	ug/kg wet	ND					
Hexachlorobenzene			170	8.3	ug/kg wet	ND					
Hexachlorobutadiene			170	8.6	ug/kg wet	ND					
Hexachlorocyclopentadiene			170	51	ug/kg wet	ND					
Hexachloroethane			170	13	ug/kg wet	ND					
Indeno(1,2,3-cd)pyrene			170	4.6	ug/kg wet	ND					
Isophorone			170	8.4	ug/kg wet	ND					
Naphthalene			170	2.8	ug/kg wet	ND					
Nitrobenzene			170	7.4	ug/kg wet	ND					
N-Nitrosodi-n-propylamine			170	13	ug/kg wet	ND					
N-Nitrosodiphenylamine			170	9.2	ug/kg wet	ND					
Pentachlorophenol			330	58	ug/kg wet	ND					
Phenanthrene			170	3.5	ug/kg wet	ND					
Phenol			170	18	ug/kg wet	ND					
Pyrene			170	1.1	ug/kg wet	ND					
Surrogate: 2,4,6-Tribromophenol					*ug/kg wet*		*88*	*39-146*			
Surrogate: 2-Fluorobiphenyl					*ug/kg wet*		*85*	*37-120*			
Surrogate: 2-Fluorophenol					*ug/kg wet*		*83*	*18-120*			

Benchmark Environmental & Engineering Science
2558 Hamburg Turnpike, Suite 300
Lackawanna, NY 14218

SDG Number: RSJ0652

Project: Benchmark - Globe site
Project Number: TURN

Received: 10/09/09
Reported: 10/28/09 15:41

LABORATORY QC DATA

Analyte	Source Result	Spike Level	RL	MDL	Units	Result	% REC	% REC Limits	% RPD	RPD Limit	Data Qualifiers
Semivolatile Organics by GC/MS											
Blank Analyzed: 10/14/09 (Lab Number:9J12076-BLK1, Batch: 9J12076)											
Surrogate: Nitrobenzene-d5					*ug/kg wet*		*86*	*34-132*			
Surrogate: Phenol-d5					*ug/kg wet*		*87*	*11-120*			
Surrogate: p-Terphenyl-d14					*ug/kg wet*		*80*	*58-147*			
LCS Analyzed: 10/14/09 (Lab Number:9J12076-BS1, Batch: 9J12076)											
2,4,5-Trichlorophenol		3290	170	36	ug/kg wet	3200	97	59-126			
2,4,6-Trichlorophenol		3290	170	11	ug/kg wet	3110	94	59-123			
2,4-Dichlorophenol		3290	170	8.7	ug/kg wet	3000	91	52-120			
2,4-Dimethylphenol		3290	170	45	ug/kg wet	2830	86	36-120			
2,4-Dinitrophenol		3290	330	58	ug/kg wet	3420	104	35-146			
2,4-Dinitrotoluene		3290	170	26	ug/kg wet	3580	109	55-125			
2,6-Dinitrotoluene		3290	170	41	ug/kg wet	3540	108	66-128			
2-Chloronaphthalene		3290	170	11	ug/kg wet	3040	92	57-120			
2-Chlorophenol		3290	170	8.5	ug/kg wet	2890	88	38-120			
2-Methylnaphthalene		3290	170	2.0	ug/kg wet	3070	93	47-120			
2-Methylphenol		3290	170	5.1	ug/kg wet	3120	95	48-120			
2-Nitroaniline		3290	330	53	ug/kg wet	3060	93	61-130			
2-Nitrophenol		3290	170	7.6	ug/kg wet	3040	92	50-120			
3,3'-Dichlorobenzidine		3290	170	150	ug/kg wet	3490	106	48-126			
3-Nitroaniline		3290	330	38	ug/kg wet	2910	89	61-127			
4,6-Dinitro-2-methylphenol		3290	330	58	ug/kg wet	3790	115	49-155			
4-Bromophenyl phenyl ether		3290	170	53	ug/kg wet	3130	95	58-131			
4-Chloro-3-methylphenol		3290	170	6.9	ug/kg wet	3050	93	49-125			
4-Chloroaniline		3290	170	49	ug/kg wet	2710	82	49-120			
4-Chlorophenyl phenyl ether		3290	170	3.6	ug/kg wet	2770	84	63-124			
4-Methylphenol		3290	170	9.3	ug/kg wet	3110	95	50-119			
4-Nitroaniline		3290	330	19	ug/kg wet	3110	94	63-128			
4-Nitrophenol		3290	330	40	ug/kg wet	3030	92	43-137			
Acenaphthene		3290	170	2.0	ug/kg wet	3120	95	53-120			
Acenaphthylene		3290	170	1.4	ug/kg wet	3130	95	58-121			
Acetophenone		3290	170	8.6	ug/kg wet	3120	95	66-120			
Anthracene		3290	170	4.3	ug/kg wet	3140	95	62-129			
Atrazine		3290	170	7.4	ug/kg wet	3340	101	73-133			
Benzaldehyde		3290	170	18	ug/kg wet	2710	82	21-120			
Benzo(a)anthracene		3290	170	2.9	ug/kg wet	3130	95	65-133			
Benzo(a)pyrene		3290	170	4.0	ug/kg wet	3830	116	64-127			

Benchmark Environmental & Engineering Science
2558 Hamburg Turnpike, Suite 300
Lackawanna, NY 14218

SDG Number: RSJ0652

Project: Benchmark - Globe site
Project Number: TURN

Received: 10/09/09
Reported: 10/28/09 15:41

LABORATORY QC DATA

Analyte	Source Result	Spike Level	RL	MDL	Units	Result	% REC	% REC Limits	% RPD	RPD Limit	Data Qualifiers
Semivolatile Organics by GC/MS											
LCS Analyzed: 10/14/09 (Lab Number:9J12076-BS1, Batch: 9J12076)											
Benzo(b)fluoranthene		3290	170	3.2	ug/kg wet	3320	101	64-135			
Benzo(ghi)perylene		3290	170	2.0	ug/kg wet	3760	114	50-152			
Benzo(k)fluoranthene		3290	170	1.8	ug/kg wet	3820	116	58-138			
Biphenyl		3290	170	10	ug/kg wet	3060	93	71-120			
Bis(2-chloroethoxy)methane		3290	170	9.1	ug/kg wet	2180	66	61-133			
Bis(2-chloroethyl)ether		3290	170	14	ug/kg wet	2730	83	45-120			
2,2'-Oxybis(1-Chloropropane)		3290	170	17	ug/kg wet	2150	65	44-120			
Bis(2-ethylhexyl) phthalate		3290	170	54	ug/kg wet	3050	93	61-133			
Butyl benzyl phthalate		3290	170	45	ug/kg wet	3160	96	61-129			
Caprolactam		3290	170	72	ug/kg wet	3070	93	54-133			
Carbazole		3290	170	1.9	ug/kg wet	3150	96	59-129			
Chrysene		3290	170	1.7	ug/kg wet	3190	97	64-131			
Dibenzo(a,h)anthracene		3290	170	2.0	ug/kg wet	3560	108	54-148			
Dibenzofuran		3290	170	1.7	ug/kg wet	3030	92	56-120			
Diethyl phthalate		3290	170	5.0	ug/kg wet	3150	96	66-126			
Dimethyl phthalate		3290	170	4.4	ug/kg wet	3160	96	65-124			
Di-n-butyl phthalate		3290	170	58	ug/kg wet	3080	93	58-130			
Di-n-octyl phthalate		3290	170	3.9	ug/kg wet	3010	91	62-133			
Fluoranthene		3290	170	2.4	ug/kg wet	3230	98	62-131			
Fluorene		3290	170	3.8	ug/kg wet	3080	94	63-126			
Hexachlorobenzene		3290	170	8.3	ug/kg wet	3050	93	60-132			
Hexachlorobutadiene		3290	170	8.5	ug/kg wet	2700	82	45-120			
Hexachlorocyclopentadiene		3290	170	50	ug/kg wet	2710	82	31-120			
Hexachloroethane		3290	170	13	ug/kg wet	2780	84	41-120			
Indeno(1,2,3-cd)pyrene		3290	170	4.6	ug/kg wet	3690	112	56-149			
Isophorone		3290	170	8.3	ug/kg wet	2630	80	56-120			
Naphthalene		3290	170	2.8	ug/kg wet	2960	90	46-120			
Nitrobenzene		3290	170	7.4	ug/kg wet	2760	84	49-120			
N-Nitrosodi-n-propylamine		3290	170	13	ug/kg wet	2750	84	46-120			
N-Nitrosodiphenylamine		3290	170	9.1	ug/kg wet	3850	117	20-119			
Pentachlorophenol		3290	330	57	ug/kg wet	2890	88	33-136			
Phenanthrene		3290	170	3.5	ug/kg wet	3230	98	60-130			
Phenol		3290	170	18	ug/kg wet	2990	91	36-120			
Pyrene		3290	170	1.1	ug/kg wet	3270	99	51-133			

Benchmark Environmental & Engineering Science
2558 Hamburg Turnpike, Suite 300
Lackawanna, NY 14218

SDG Number: RSJ0652

Project: Benchmark - Globe site
Project Number: TURN

Received: 10/09/09
Reported: 10/28/09 15:41

LABORATORY QC DATA

Analyte	Source Result	Spike Level	RL	MDL	Units	Result	% REC	% REC Limits	% RPD	RPD Limit	Data Qualifiers
Semivolatile Organics by GC/MS											
LCS Analyzed: 10/14/09 (Lab Number:9J12076-BS1, Batch: 9J12076)											
Surrogate: 2,4,6-Tribromophenol					*ug/kg wet*		*96*	*39-146*			
Surrogate: 2-Fluorobiphenyl					*ug/kg wet*		*90*	*37-120*			
Surrogate: 2-Fluorophenol					*ug/kg wet*		*82*	*18-120*			
Surrogate: Nitrobenzene-d5					*ug/kg wet*		*87*	*34-132*			
Surrogate: Phenol-d5					*ug/kg wet*		*87*	*11-120*			
Surrogate: p-Terphenyl-d14					*ug/kg wet*		*82*	*58-147*			
Matrix Spike Analyzed: 10/14/09 (Lab Number:9J12076-MS1, Batch: 9J12076)											
QC Source Sample: RSJ0652-02											
2,4,5-Trichlorophenol	ND	4390	4500	970	ug/kg dry	2480	57	59-126			D10,M8,J
2,4,6-Trichlorophenol	ND	4390	4500	290	ug/kg dry	2540	58	59-123			D10,M8,J
2,4-Dichlorophenol	ND	4390	4500	230	ug/kg dry	2690	61	52-120			D10,J
2,4-Dimethylphenol	ND	4390	4500	1200	ug/kg dry	2590	59	36-120			D10,J
2,4-Dinitrophenol	ND	4390	8700	1600	ug/kg dry	ND		35-146			D10,M8
2,4-Dinitrotoluene	ND	4390	4500	690	ug/kg dry	3040	69	55-125			D10,J
2,6-Dinitrotoluene	ND	4390	4500	1100	ug/kg dry	2900	66	66-128			D10,J
2-Chloronaphthalene	ND	4390	4500	300	ug/kg dry	3250	74	57-120			D10,J
2-Chlorophenol	ND	4390	4500	230	ug/kg dry	2650	60	38-120			D10,J
2-Methylnaphthalene	ND	4390	4500	54	ug/kg dry	3400	77	47-120			D10,J
2-Methylphenol	ND	4390	4500	140	ug/kg dry	2870	65	48-120			D10,J
2-Nitroaniline	ND	4390	8700	1400	ug/kg dry	2440	56	61-130			D10,M8,J
2-Nitrophenol	ND	4390	4500	200	ug/kg dry	2570	59	50-120			D10,J
3,3'-Dichlorobenzidine	ND	4390	4500	3900	ug/kg dry	ND		48-126			D10,M8
3-Nitroaniline	ND	4390	8700	1000	ug/kg dry	2550	58	61-127			D10,M8,J
4,6-Dinitro-2-methylphenol	ND	4390	8700	1500	ug/kg dry	6540	149	49-155			D10,J
4-Bromophenyl phenyl ether	ND	4390	4500	1400	ug/kg dry	3280	75	58-131			D10,J
4-Chloro-3-methylphenol	ND	4390	4500	180	ug/kg dry	2540	58	49-125			D10,J
4-Chloroaniline	ND	4390	4500	1300	ug/kg dry	2600	59	49-120			D10,J
4-Chlorophenyl phenyl ether	ND	4390	4500	95	ug/kg dry	2960	67	63-124			D10,J
4-Methylphenol	ND	4390	4500	250	ug/kg dry	2790	64	50-119			D10,J
4-Nitroaniline	ND	4390	8700	500	ug/kg dry	2160	49	63-128			D10,M8,J
4-Nitrophenol	ND	4390	8700	1100	ug/kg dry	ND		43-137			D10,M8
Acenaphthene	ND	4390	4500	52	ug/kg dry	3450	79	53-120			D10,J
Acenaphthylene	ND	4390	4500	36	ug/kg dry	3380	77	58-121			D10,J

Benchmark Environmental & Engineering Science
2558 Hamburg Turnpike, Suite 300
Lackawanna, NY 14218

SDG Number: RSJ0652

Project: Benchmark - Globe site
Project Number: TURN

Received: 10/09/09
Reported: 10/28/09 15:41

LABORATORY QC DATA

Analyte	Source Result	Spike Level	RL	MDL	Units	Result	% REC	% REC Limits	% RPD	RPD Limit	Data Qualifiers
Semivolatile Organics by GC/MS											
Matrix Spike Analyzed: 10/14/09 (Lab Number:9J12076-MS1, Batch: 9J12076)											
QC Source Sample: RSJ0652-02											
Acetophenone	ND	4390	4500	230	ug/kg dry	3050	70	66-120			D10,J
Anthracene	ND	4390	4500	110	ug/kg dry	3210	73	62-129			D10,J
Atrazine	ND	4390	4500	200	ug/kg dry	2680	61	73-133			D10,M8,J
Benzaldehyde	ND	4390	4500	490	ug/kg dry	2950	67	21-120			D10,J
Benzo(a)anthracene	419	4390	4500	77	ug/kg dry	3620	73	65-133			D10,J
Benzo(a)pyrene	ND	4390	4500	110	ug/kg dry	3900	89	64-127			D10,J
Benzo(b)fluoranthene	659	4390	4500	86	ug/kg dry	3800	72	64-135			D10,J
Benzo(ghi)perylene	ND	4390	4500	53	ug/kg dry	3760	86	50-152			D10,J
Benzo(k)fluoranthene	ND	4390	4500	49	ug/kg dry	4070	93	58-138			D10,J
Biphenyl	ND	4390	4500	280	ug/kg dry	3340	76	71-120			D10,J
Bis(2-chloroethoxy)methane	ND	4390	4500	240	ug/kg dry	2110	48	61-133			D10,M8,J
Bis(2-chloroethyl)ether	ND	4390	4500	380	ug/kg dry	2750	63	45-120			D10,J
2,2'-Oxybis(1-Chloropropane)	ND	4390	4500	460	ug/kg dry	2010	46	44-120			D10,J
Bis(2-ethylhexyl) phthalate	ND	4390	4500	1400	ug/kg dry	2750	63	61-133			D10,J
Butyl benzyl phthalate	ND	4390	4500	1200	ug/kg dry	2520	57	61-129			D10,M8,J
Caprolactam	ND	4390	4500	1900	ug/kg dry	5570	127	54-133			D10
Carbazole	ND	4390	4500	51	ug/kg dry	3160	72	59-129			D10,J
Chrysene	437	4390	4500	44	ug/kg dry	3910	79	64-131			D10,J
Dibenzo(a,h)anthracene	ND	4390	4500	52	ug/kg dry	3300	75	54-148			D10,J
Dibenzofuran	ND	4390	4500	46	ug/kg dry	3450	79	56-120			D10,J
Diethyl phthalate	ND	4390	4500	130	ug/kg dry	3100	71	66-126			D10,J
Dimethyl phthalate	ND	4390	4500	120	ug/kg dry	3290	75	65-124			D10,J
Di-n-butyl phthalate	ND	4390	4500	1500	ug/kg dry	2780	63	58-130			D10,J
Di-n-octyl phthalate	ND	4390	4500	100	ug/kg dry	2230	51	62-133			D10,M8,J
Fluoranthene	588	4390	4500	64	ug/kg dry	3770	73	62-131			D10,J
Fluorene	ND	4390	4500	100	ug/kg dry	3340	76	63-126			D10,J
Hexachlorobenzene	ND	4390	4500	220	ug/kg dry	3330	76	60-132			D10,J
Hexachlorobutadiene	ND	4390	4500	230	ug/kg dry	2710	62	45-120			D10,J
Hexachlorocyclopentadiene	ND	4390	4500	1300	ug/kg dry	2070	47	31-120			D10,J
Hexachloroethane	ND	4390	4500	340	ug/kg dry	2670	61	41-120			D10,J
Indeno(1,2,3-cd)pyrene	223	4390	4500	120	ug/kg dry	3510	75	56-149			D10,J
Isophorone	ND	4390	4500	220	ug/kg dry	2430	55	56-120			D10,M8,J
Naphthalene	ND	4390	4500	74	ug/kg dry	3190	73	46-120			D10,J
Nitrobenzene	ND	4390	4500	200	ug/kg dry	2670	61	49-120			D10,J

Benchmark Environmental & Engineering Science
2558 Hamburg Turnpike, Suite 300
Lackawanna, NY 14218

SDG Number: RSJ0652

Project: Benchmark - Globe site
Project Number: TURN

Received: 10/09/09
Reported: 10/28/09 15:41

LABORATORY QC DATA

Analyte	Source Result	Spike Level	RL	MDL	Units	Result	% REC	% REC Limits	% RPD	RPD Limit	Data Qualifiers
Semivolatile Organics by GC/MS											
Matrix Spike Analyzed: 10/14/09 (Lab Number:9J12076-MS1, Batch: 9J12076)											
QC Source Sample: RSJ0652-02											
N-Nitrosodi-n-propylamine	ND	4390	4500	350	ug/kg dry	2530	58	46-120			D10,J
N-Nitrosodiphenylamine	ND	4390	4500	240	ug/kg dry	3730	85	20-119			D10,J
Pentachlorophenol	ND	4390	8700	1500	ug/kg dry	ND		33-136			D10,M8
Phenanthrene	ND	4390	4500	93	ug/kg dry	3810	87	60-130			D10,J
Phenol	ND	4390	4500	470	ug/kg dry	2860	65	36-120			D10,J
Pyrene	499	4390	4500	29	ug/kg dry	3760	74	51-133			D10,J
Surrogate: 2,4,6-Tribromophenol					*ug/kg dry*		*56*	*39-146*			*D10*
Surrogate: 2-Fluorobiphenyl					*ug/kg dry*		*70*	*37-120*			*D10*
Surrogate: 2-Fluorophenol					*ug/kg dry*		*54*	*18-120*			*D10*
Surrogate: Nitrobenzene-d5					*ug/kg dry*		*61*	*34-132*			*D10*
Surrogate: Phenol-d5					*ug/kg dry*		*60*	*11-120*			*D10*
Surrogate: p-Terphenyl-d14					*ug/kg dry*		*62*	*58-147*			*D10*
Matrix Spike Dup Analyzed: 10/14/09 (Lab Number:9J12076-MSD1, Batch: 9J12076)											
QC Source Sample: RSJ0652-02											
2,4,5-Trichlorophenol	ND	4460	4600	990	ug/kg dry	2980	67	59-126	18	18	D10,R2,J
2,4,6-Trichlorophenol	ND	4460	4600	300	ug/kg dry	2630	59	59-123	3	19	D10,M8,J
2,4-Dichlorophenol	ND	4460	4600	240	ug/kg dry	2990	67	52-120	10	19	D10,J
2,4-Dimethylphenol	ND	4460	4600	1200	ug/kg dry	2590	58	36-120	0.03	42	D10,J
2,4-Dinitrophenol	ND	4460	8800	1600	ug/kg dry	ND		35-146		22	D10,M8
2,4-Dinitrotoluene	ND	4460	4600	700	ug/kg dry	3190	71	55-125	5	20	D10,J
2,6-Dinitrotoluene	ND	4460	4600	1100	ug/kg dry	3180	71	66-128	9	15	D10,J
2-Chloronaphthalene	ND	4460	4600	300	ug/kg dry	3620	81	57-120	11	21	D10,J
2-Chlorophenol	ND	4460	4600	230	ug/kg dry	2700	60	38-120	2	25	D10,J
2-Methylnaphthalene	ND	4460	4600	55	ug/kg dry	3670	82	47-120	8	21	D10,J
2-Methylphenol	ND	4460	4600	140	ug/kg dry	2920	65	48-120	2	27	D10,J
2-Nitroaniline	ND	4460	8800	1500	ug/kg dry	2950	66	61-130	19	15	D10,R2,J
2-Nitrophenol	ND	4460	4600	210	ug/kg dry	2700	60	50-120	5	18	D10,J
3,3'-Dichlorobenzidine	ND	4460	4600	4000	ug/kg dry	ND		48-126		25	D10,M8
3-Nitroaniline	ND	4460	8800	1000	ug/kg dry	2850	64	61-127	11	19	D10,J
4,6-Dinitro-2-methylphenol	ND	4460	8800	1600	ug/kg dry	6720	151	49-155	3	15	D10,J
4-Bromophenyl phenyl ether	ND	4460	4600	1400	ug/kg dry	3610	81	58-131	9	15	D10,J
4-Chloro-3-methylphenol	ND	4460	4600	190	ug/kg dry	2740	61	49-125	8	27	D10,J

Benchmark Environmental & Engineering Science
2558 Hamburg Turnpike, Suite 300
Lackawanna, NY 14218

SDG Number: RSJ0652

Project: Benchmark - Globe site
Project Number: TURN

Received: 10/09/09
Reported: 10/28/09 15:41

LABORATORY QC DATA

Analyte	Source Result	Spike Level	RL	MDL	Units	Result	% REC	% REC Limits	% RPD	RPD Limit	Data Qualifiers
Semivolatile Organics by GC/MS											
Matrix Spike Dup Analyzed: 10/14/09 (Lab Number:9J12076-MSD1, Batch: 9J12076)											
QC Source Sample: RSJ0652-02											
4-Chloroaniline	ND	4460	4600	1300	ug/kg dry	2740	61	49-120	5	22	D10,J
4-Chlorophenyl phenyl ether	ND	4460	4600	96	ug/kg dry	3210	72	63-124	8	16	D10,J
4-Methylphenol	ND	4460	4600	250	ug/kg dry	2930	66	50-119	5	24	D10,J
4-Nitroaniline	ND	4460	8800	510	ug/kg dry	2250	50	63-128	4	24	D10,M8,J
4-Nitrophenol	ND	4460	8800	1100	ug/kg dry	ND		43-137		25	D10,M8
Acenaphthene	ND	4460	4600	53	ug/kg dry	3710	83	53-120	7	35	D10,J
Acenaphthylene	ND	4460	4600	37	ug/kg dry	3670	82	58-121	8	18	D10,J
Acetophenone	ND	4460	4600	230	ug/kg dry	3230	72	66-120	6	20	D10,J
Anthracene	ND	4460	4600	120	ug/kg dry	3570	80	62-129	11	15	D10,J
Atrazine	ND	4460	4600	200	ug/kg dry	3050	68	73-133	13	20	D10,M8,J
Benzaldehyde	ND	4460	4600	500	ug/kg dry	3210	72	21-120	9	20	D10,J
Benzo(a)anthracene	419	4460	4600	78	ug/kg dry	4070	82	65-133	12	15	D10,J
Benzo(a)pyrene	ND	4460	4600	110	ug/kg dry	4520	101	64-127	15	15	D10,J
Benzo(b)fluoranthene	659	4460	4600	88	ug/kg dry	4290	81	64-135	12	15	D10,J
Benzo(ghi)perylene	ND	4460	4600	54	ug/kg dry	4600	103	50-152	20	15	D10,R2
Benzo(k)fluoranthene	ND	4460	4600	50	ug/kg dry	4800	108	58-138	17	22	D10
Biphenyl	ND	4460	4600	280	ug/kg dry	3550	80	71-120	6	20	D10,J
Bis(2-chloroethoxy)methane	ND	4460	4600	250	ug/kg dry	2350	53	61-133	10	17	D10,M8,J
Bis(2-chloroethyl)ether	ND	4460	4600	390	ug/kg dry	2940	66	45-120	6	21	D10,J
2,2'-Oxybis(1-Chloropropane)	ND	4460	4600	470	ug/kg dry	2190	49	44-120	8	24	D10,J
Bis(2-ethylhexyl) phthalate	ND	4460	4600	1500	ug/kg dry	2900	65	61-133	5	15	D10,J
Butyl benzyl phthalate	ND	4460	4600	1200	ug/kg dry	2870	64	61-129	13	16	D10,J
Caprolactam	ND	4460	4600	2000	ug/kg dry	5780	129	54-133	4	20	D10
Carbazole	ND	4460	4600	52	ug/kg dry	3470	78	59-129	9	20	D10,J
Chrysene	437	4460	4600	45	ug/kg dry	4290	86	64-131	9	15	D10,J
Dibenzo(a,h)anthracene	ND	4460	4600	53	ug/kg dry	3690	83	54-148	11	15	D10,J
Dibenzofuran	ND	4460	4600	47	ug/kg dry	3710	83	56-120	7	15	D10,J
Diethyl phthalate	ND	4460	4600	140	ug/kg dry	3360	75	66-126	8	15	D10,J
Dimethyl phthalate	ND	4460	4600	120	ug/kg dry	3550	80	65-124	8	15	D10,J
Di-n-butyl phthalate	ND	4460	4600	1600	ug/kg dry	3060	69	58-130	10	15	D10,J
Di-n-octyl phthalate	ND	4460	4600	110	ug/kg dry	2400	54	62-133	7	16	D10,M8,J
Fluoranthene	588	4460	4600	66	ug/kg dry	4370	85	62-131	15	15	D10,J
Fluorene	ND	4460	4600	100	ug/kg dry	3660	82	63-126	9	15	D10,J
Hexachlorobenzene	ND	4460	4600	220	ug/kg dry	3670	82	60-132	10	15	D10,J
Hexachlorobutadiene	ND	4460	4600	230	ug/kg dry	2930	66	45-120	8	44	D10,J

Benchmark Environmental & Engineering Science
2558 Hamburg Turnpike, Suite 300
Lackawanna, NY 14218

SDG Number: RSJ0652

Project: Benchmark - Globe site
Project Number: TURN

Received: 10/09/09
Reported: 10/28/09 15:41

LABORATORY QC DATA

Analyte	Source Result	Spike Level	RL	MDL	Units	Result	% REC	% REC Limits	% RPD	RPD Limit	Data Qualifiers
Semivolatile Organics by GC/MS											
Matrix Spike Dup Analyzed: 10/14/09 (Lab Number:9J12076-MSD1, Batch: 9J12076)											
QC Source Sample: RSJ0652-02											
Hexachlorocyclopentadiene	ND	4460	4600	1400	ug/kg dry	2540	57	31-120	20	49	D10,J
Hexachloroethane	ND	4460	4600	350	ug/kg dry	2490	56	41-120	7	46	D10,J
Indeno(1,2,3-cd)pyrene	223	4460	4600	130	ug/kg dry	4120	87	56-149	16	15	D10,R2,J
Isophorone	ND	4460	4600	230	ug/kg dry	2650	59	56-120	9	17	D10,J
Naphthalene	ND	4460	4600	75	ug/kg dry	3490	78	46-120	9	29	D10,J
Nitrobenzene	ND	4460	4600	200	ug/kg dry	2710	61	49-120	2	24	D10,J
N-Nitrosodi-n-propylamine	ND	4460	4600	360	ug/kg dry	2590	58	46-120	2	31	D10,J
N-Nitrosodiphenylamine	ND	4460	4600	250	ug/kg dry	4250	95	20-119	13	15	D10,J
Pentachlorophenol	ND	4460	8800	1600	ug/kg dry	ND		33-136		35	D10,M8
Phenanthrene	ND	4460	4600	95	ug/kg dry	4210	94	60-130	10	15	D10,J
Phenol	ND	4460	4600	480	ug/kg dry	2950	66	36-120	3	35	D10,J
Pyrene	499	4460	4600	29	ug/kg dry	4180	82	51-133	11	35	D10,J
Surrogate: 2,4,6-Tribromophenol					*ug/kg dry*		*60*	*39-146*			*D10*
Surrogate: 2-Fluorobiphenyl					*ug/kg dry*		*76*	*37-120*			*D10*
Surrogate: 2-Fluorophenol					*ug/kg dry*		*56*	*18-120*			*D10*
Surrogate: Nitrobenzene-d5					*ug/kg dry*		*67*	*34-132*			*D10*
Surrogate: Phenol-d5					*ug/kg dry*		*64*	*11-120*			*D10*
Surrogate: p-Terphenyl-d14					*ug/kg dry*		*69*	*58-147*			*D10*

Analyte	RL	MDL	Units	Result
Semivolatile Organics by GC/MS				
Blank Analyzed: 10/22/09 (Lab Number:9J21042-BLK1, Batch: 9J21042)				
2,4,5-Trichlorophenol	170	36	ug/kg wet	ND
2,4,6-Trichlorophenol	170	11	ug/kg wet	ND
2,4-Dichlorophenol	170	8.6	ug/kg wet	ND
2,4-Dimethylphenol	170	44	ug/kg wet	ND
2,4-Dinitrophenol	320	58	ug/kg wet	ND
2,4-Dinitrotoluene	170	25	ug/kg wet	ND
2,6-Dinitrotoluene	170	40	ug/kg wet	ND
2-Chloronaphthalene	170	11	ug/kg wet	ND
2-Chlorophenol	170	8.4	ug/kg wet	ND
2-Methylnaphthalene	170	2.0	ug/kg wet	ND
2-Methylphenol	170	5.1	ug/kg wet	ND
2-Nitroaniline	320	53	ug/kg wet	ND

Benchmark Environmental & Engineering Science
2558 Hamburg Turnpike, Suite 300
Lackawanna, NY 14218

SDG Number: RSJ0652

Project: Benchmark - Globe site
Project Number: TURN

Received: 10/09/09
Reported: 10/28/09 15:41

LABORATORY QC DATA

Analyte	Source Result	Spike Level	RL	MDL	Units	Result	% REC	% REC Limits	% RPD	RPD Limit	Data Qualifiers
Semivolatile Organics by GC/MS											
Blank Analyzed: 10/22/09 (Lab Number:9J21042-BLK1, Batch: 9J21042)											
2-Nitrophenol			170	7.5	ug/kg wet	ND					
3,3'-Dichlorobenzidine			170	140	ug/kg wet	ND					
3-Nitroaniline			320	38	ug/kg wet	ND					
4,6-Dinitro-2-methylphenol			320	57	ug/kg wet	ND					
4-Bromophenyl phenyl ether			170	52	ug/kg wet	ND					
4-Chloro-3-methylphenol			170	6.8	ug/kg wet	ND					
4-Chloroaniline			170	48	ug/kg wet	ND					
4-Chlorophenyl phenyl ether			170	3.5	ug/kg wet	ND					
4-Methylphenol			170	9.2	ug/kg wet	ND					
4-Nitroaniline			320	18	ug/kg wet	ND					
4-Nitrophenol			320	40	ug/kg wet	ND					
Acenaphthene			170	1.9	ug/kg wet	ND					
Acenaphthylene			170	1.3	ug/kg wet	ND					
Acetophenone			170	8.4	ug/kg wet	ND					
Anthracene			170	4.2	ug/kg wet	ND					
Atrazine			170	7.3	ug/kg wet	ND					
Benzaldehyde			170	18	ug/kg wet	ND					
Benzo(a)anthracene			170	2.8	ug/kg wet	ND					
Benzo(a)pyrene			170	4.0	ug/kg wet	ND					
Benzo(b)fluoranthene			170	3.2	ug/kg wet	ND					
Benzo(ghi)perylene			170	2.0	ug/kg wet	ND					
Benzo(k)fluoranthene			170	1.8	ug/kg wet	ND					
Biphenyl			170	10	ug/kg wet	ND					
Bis(2-chloroethoxy)methane			170	9.0	ug/kg wet	ND					
Bis(2-chloroethyl)ether			170	14	ug/kg wet	ND					
2,2'-Oxybis(1-Chloropropane)			170	17	ug/kg wet	ND					
Bis(2-ethylhexyl) phthalate			170	53	ug/kg wet	ND					
Butyl benzyl phthalate			170	44	ug/kg wet	ND					
Caprolactam			170	71	ug/kg wet	ND					
Carbazole			170	1.9	ug/kg wet	ND					
Chrysene			170	1.6	ug/kg wet	ND					
Dibenzo(a,h)anthracene			170	1.9	ug/kg wet	ND					
Dibenzofuran			170	1.7	ug/kg wet	ND					
Diethyl phthalate			170	5.0	ug/kg wet	ND					

Benchmark Environmental & Engineering Science
2558 Hamburg Turnpike, Suite 300
Lackawanna, NY 14218

SDG Number: RSJ0652

Project: Benchmark - Globe site
Project Number: TURN

Received: 10/09/09
Reported: 10/28/09 15:41

LABORATORY QC DATA

Analyte	Source Result	Spike Level	RL	MDL	Units	Result	% REC	% REC Limits	% RPD	RPD Limit	Data Qualifiers
Semivolatile Organics by GC/MS											
Blank Analyzed: 10/22/09 (Lab Number:9J21042-BLK1, Batch: 9J21042)											
Dimethyl phthalate			170	4.3	ug/kg wet	ND					
Di-n-butyl phthalate			170	57	ug/kg wet	ND					
Di-n-octyl phthalate			170	3.9	ug/kg wet	ND					
Fluoranthene			170	2.4	ug/kg wet	ND					
Fluorene			170	3.8	ug/kg wet	ND					
Hexachlorobenzene			170	8.2	ug/kg wet	ND					
Hexachlorobutadiene			170	8.4	ug/kg wet	ND					
Hexachlorocyclopentadiene			170	50	ug/kg wet	ND					
Hexachloroethane			170	13	ug/kg wet	ND					
Indeno(1,2,3-cd)pyrene			170	4.6	ug/kg wet	ND					
Isophorone			170	8.2	ug/kg wet	ND					
Naphthalene			170	2.7	ug/kg wet	ND					
Nitrobenzene			170	7.3	ug/kg wet	ND					
N-Nitrosodi-n-propylamine			170	13	ug/kg wet	ND					
N-Nitrosodiphenylamine			170	9.0	ug/kg wet	ND					
Pentachlorophenol			320	56	ug/kg wet	ND					
Phenanthrene			170	3.5	ug/kg wet	ND					
Phenol			170	17	ug/kg wet	ND					
Pyrene			170	1.1	ug/kg wet	ND					
Surrogate: 2,4,6-Tribromophenol					*ug/kg wet*		*88*	*39-146*			
Surrogate: 2-Fluorobiphenyl					*ug/kg wet*		*93*	*37-120*			
Surrogate: 2-Fluorophenol					*ug/kg wet*		*81*	*18-120*			
Surrogate: Nitrobenzene-d5					*ug/kg wet*		*97*	*34-132*			
Surrogate: Phenol-d5					*ug/kg wet*		*87*	*11-120*			
Surrogate: p-Terphenyl-d14					*ug/kg wet*		*90*	*58-147*			
LCS Analyzed: 10/22/09 (Lab Number:9J21042-BS1, Batch: 9J21042)											
2,4,5-Trichlorophenol		3310	170	37	ug/kg wet	3470	105	59-126			
2,4,6-Trichlorophenol		3310	170	11	ug/kg wet	3420	103	59-123			
2,4-Dichlorophenol		3310	170	8.8	ug/kg wet	3330	100	52-120			
2,4-Dimethylphenol		3310	170	45	ug/kg wet	3280	99	36-120			
2,4-Dinitrophenol		3310	330	59	ug/kg wet	3010	91	35-146			
2,4-Dinitrotoluene		3310	170	26	ug/kg wet	3730	113	55-125			
2,6-Dinitrotoluene		3310	170	41	ug/kg wet	3750	113	66-128			
2-Chloronaphthalene		3310	170	11	ug/kg wet	3260	98	57-120			

Benchmark Environmental & Engineering Science
2558 Hamburg Turnpike, Suite 300
Lackawanna, NY 14218

SDG Number: RSJ0652

Project: Benchmark - Globe site
Project Number: TURN

Received: 10/09/09
Reported: 10/28/09 15:41

LABORATORY QC DATA

Analyte	Source Result	Spike Level	RL	MDL	Units	Result	% REC	% REC Limits	% RPD	RPD Limit	Data Qualifiers
Semivolatile Organics by GC/MS											
LCS Analyzed: 10/22/09 (Lab Number:9J21042-BS1, Batch: 9J21042)											
2-Chlorophenol		3310	170	8.5	ug/kg wet	2770	84	38-120			
2-Methylnaphthalene		3310	170	2.0	ug/kg wet	3380	102	47-120			
2-Methylphenol		3310	170	5.2	ug/kg wet	3050	92	48-120			
2-Nitroaniline		3310	330	54	ug/kg wet	4240	128	61-130			
2-Nitrophenol		3310	170	7.7	ug/kg wet	3130	94	50-120			
3,3'-Dichlorobenzidine		3310	170	150	ug/kg wet	4170	126	48-126			
3-Nitroaniline		3310	330	39	ug/kg wet	3530	107	61-127			
4,6-Dinitro-2-methylphenol		3310	330	58	ug/kg wet	4190	126	49-155			
4-Bromophenyl phenyl ether		3310	170	53	ug/kg wet	3610	109	58-131			
4-Chloro-3-methylphenol		3310	170	6.9	ug/kg wet	3620	109	49-125			
4-Chloroaniline		3310	170	49	ug/kg wet	3210	97	49-120			
4-Chlorophenyl phenyl ether		3310	170	3.6	ug/kg wet	3320	100	63-124			
4-Methylphenol		3310	170	9.3	ug/kg wet	3140	95	50-119			
4-Nitroaniline		3310	330	19	ug/kg wet	3450	104	63-128			
4-Nitrophenol		3310	330	41	ug/kg wet	4380	132	43-137			
Acenaphthene		3310	170	2.0	ug/kg wet	3570	108	53-120			
Acenaphthylene		3310	170	1.4	ug/kg wet	3490	105	58-121			
Acetophenone		3310	170	8.6	ug/kg wet	2810	85	66-120			
Anthracene		3310	170	4.3	ug/kg wet	3700	112	62-129			
Atrazine		3310	170	7.5	ug/kg wet	3560	108	73-133			
Benzaldehyde		3310	170	18	ug/kg wet	2990	90	21-120			
Benzo(a)anthracene		3310	170	2.9	ug/kg wet	3610	109	65-133			
Benzo(a)pyrene		3310	170	4.0	ug/kg wet	3960	120	64-127			
Benzo(b)fluoranthene		3310	170	3.3	ug/kg wet	3930	119	64-135			
Benzo(ghi)perylene		3310	170	2.0	ug/kg wet	3450	104	50-152			
Benzo(k)fluoranthene		3310	170	1.8	ug/kg wet	3680	111	58-138			
Biphenyl		3310	170	10	ug/kg wet	3110	94	71-120			
Bis(2-chloroethoxy)methane		3310	170	9.1	ug/kg wet	2410	73	61-133			
Bis(2-chloroethyl)ether		3310	170	14	ug/kg wet	2480	75	45-120			
2,2'-Oxybis(1-Chloropropane)		3310	170	18	ug/kg wet	3210	97	44-120			
Bis(2-ethylhexyl) phthalate		3310	170	54	ug/kg wet	3500	106	61-133			
Butyl benzyl phthalate		3310	170	45	ug/kg wet	3800	115	61-129			
Caprolactam		3310	170	73	ug/kg wet	3450	104	54-133			
Carbazole		3310	170	1.9	ug/kg wet	3690	111	59-129			

Benchmark Environmental & Engineering Science
2558 Hamburg Turnpike, Suite 300
Lackawanna, NY 14218

SDG Number: RSJ0652

Project: Benchmark - Globe site
Project Number: TURN

Received: 10/09/09
Reported: 10/28/09 15:41

LABORATORY QC DATA

Analyte	Source Result	Spike Level	RL	MDL	Units	Result	% REC	% REC Limits	% RPD	RPD Limit	Data Qualifiers
Semivolatile Organics by GC/MS											
LCS Analyzed: 10/22/09 (Lab Number:9J21042-BS1, Batch: 9J21042)											
Chrysene		3310	170	1.7	ug/kg wet	3690	111	64-131			
Dibenzo(a,h)anthracene		3310	170	2.0	ug/kg wet	3510	106	54-148			
Dibenzofuran		3310	170	1.7	ug/kg wet	3490	105	56-120			
Diethyl phthalate		3310	170	5.1	ug/kg wet	3800	115	66-126			
Dimethyl phthalate		3310	170	4.4	ug/kg wet	3630	109	65-124			
Di-n-butyl phthalate		3310	170	58	ug/kg wet	3670	111	58-130			
Di-n-octyl phthalate		3310	170	3.9	ug/kg wet	3540	107	62-133			
Fluoranthene		3310	170	2.4	ug/kg wet	3810	115	62-131			
Fluorene		3310	170	3.9	ug/kg wet	3750	113	63-126			
Hexachlorobenzene		3310	170	8.3	ug/kg wet	3340	101	60-132			
Hexachlorobutadiene		3310	170	8.6	ug/kg wet	2930	88	45-120			
Hexachlorocyclopentadiene		3310	170	51	ug/kg wet	2800	84	31-120			
Hexachloroethane		3310	170	13	ug/kg wet	2640	80	41-120			
Indeno(1,2,3-cd)pyrene		3310	170	4.6	ug/kg wet	3620	109	56-149			
Isophorone		3310	170	8.4	ug/kg wet	3090	93	56-120			
Naphthalene		3310	170	2.8	ug/kg wet	3090	93	46-120			
Nitrobenzene		3310	170	7.4	ug/kg wet	3230	97	49-120			
N-Nitrosodi-n-propylamine		3310	170	13	ug/kg wet	3120	94	46-120			
N-Nitrosodiphenylamine		3310	170	9.2	ug/kg wet	4450	134	20-119			L1
Pentachlorophenol		3310	330	58	ug/kg wet	3170	96	33-136			
Phenanthrene		3310	170	3.5	ug/kg wet	3750	113	60-130			
Phenol		3310	170	18	ug/kg wet	2920	88	36-120			
Pyrene		3310	170	1.1	ug/kg wet	3720	112	51-133			
Surrogate: 2,4,6-Tribromophenol					*ug/kg wet*		*105*	*39-146*			
Surrogate: 2-Fluorobiphenyl					*ug/kg wet*		*102*	*37-120*			
Surrogate: 2-Fluorophenol					*ug/kg wet*		*80*	*18-120*			
Surrogate: Nitrobenzene-d5					*ug/kg wet*		*106*	*34-132*			
Surrogate: Phenol-d5					*ug/kg wet*		*87*	*11-120*			
Surrogate: p-Terphenyl-d14					*ug/kg wet*		*98*	*58-147*			
Matrix Spike Analyzed: 10/22/09 (Lab Number:9J21042-MS2, Batch: 9J21042)											
QC Source Sample: RSJ0655-03RE1											
2,4,5-Trichlorophenol	ND	4190	1100	230	ug/kg dry	3640	87	59-126			D10
2,4,6-Trichlorophenol	ND	4190	1100	70	ug/kg dry	3500	83	59-123			D10
2,4-Dichlorophenol	ND	4190	1100	56	ug/kg dry	3570	85	52-120			D10

Benchmark Environmental & Engineering Science
2558 Hamburg Turnpike, Suite 300
Lackawanna, NY 14218

SDG Number: RSJ0652

Project: Benchmark - Globe site
Project Number: TURN

Received: 10/09/09
Reported: 10/28/09 15:41

LABORATORY QC DATA

Analyte	Source Result	Spike Level	RL	MDL	Units	Result	% REC	% REC Limits	% RPD	RPD Limit	Data Qualifiers
Semivolatile Organics by GC/MS											
Matrix Spike Analyzed: 10/22/09 (Lab Number:9J21042-MS2, Batch: 9J21042)											
QC Source Sample: RSJ0655-03RE1											
2,4-Dimethylphenol	ND	4190	1100	290	ug/kg dry	3270	78	36-120			D10
2,4-Dinitrophenol	ND	4190	2100	370	ug/kg dry	1710	41	35-146			D10,J
2,4-Dinitrotoluene	ND	4190	1100	160	ug/kg dry	3930	94	55-125			D10
2,6-Dinitrotoluene	ND	4190	1100	260	ug/kg dry	3950	94	66-128			D10
2-Chloronaphthalene	ND	4190	1100	71	ug/kg dry	3680	88	57-120			D10
2-Chlorophenol	ND	4190	1100	54	ug/kg dry	3030	72	38-120			D10
2-Methylnaphthalene	77.6	4190	1100	13	ug/kg dry	3730	87	47-120			D10
2-Methylphenol	ND	4190	1100	33	ug/kg dry	3330	79	48-120			D10
2-Nitroaniline	ND	4190	2100	340	ug/kg dry	4300	103	61-130			D10
2-Nitrophenol	ND	4190	1100	49	ug/kg dry	3050	73	50-120			D10
3,3'-Dichlorobenzidine	ND	4190	1100	930	ug/kg dry	4460	106	48-126			D10
3-Nitroaniline	ND	4190	2100	240	ug/kg dry	3700	88	61-127			D10
4,6-Dinitro-2-methylphenol	ND	4190	2100	370	ug/kg dry	3320	79	49-155			D10
4-Bromophenyl phenyl ether	ND	4190	1100	340	ug/kg dry	3980	95	58-131			D10
4-Chloro-3-methylphenol	ND	4190	1100	44	ug/kg dry	3920	93	49-125			D10
4-Chloroaniline	ND	4190	1100	310	ug/kg dry	3400	81	49-120			D10
4-Chlorophenyl phenyl ether	ND	4190	1100	23	ug/kg dry	3650	87	63-124			D10
4-Methylphenol	ND	4190	1100	59	ug/kg dry	3550	85	50-119			D10
4-Nitroaniline	ND	4190	2100	120	ug/kg dry	3720	89	63-128			D10
4-Nitrophenol	ND	4190	2100	260	ug/kg dry	4100	98	43-137			D10
Acenaphthene	ND	4190	1100	12	ug/kg dry	3860	92	53-120			D10
Acenaphthylene	ND	4190	1100	8.7	ug/kg dry	3850	92	58-121			D10
Acetophenone	ND	4190	1100	55	ug/kg dry	3090	74	66-120			D10
Anthracene	ND	4190	1100	27	ug/kg dry	4170	99	62-129			D10
Atrazine	ND	4190	1100	47	ug/kg dry	4110	98	73-133			D10
Benzaldehyde	ND	4190	1100	120	ug/kg dry	3670	88	21-120			D10
Benzo(a)anthracene	277	4190	1100	18	ug/kg dry	4220	94	65-133			D10
Benzo(a)pyrene	279	4190	1100	26	ug/kg dry	4490	100	64-127			D10
Benzo(b)fluoranthene	335	4190	1100	21	ug/kg dry	4480	99	64-135			D10
Benzo(ghi)perylene	231	4190	1100	13	ug/kg dry	4340	98	50-152			D10
Benzo(k)fluoranthene	122	4190	1100	12	ug/kg dry	4260	99	58-138			D10
Biphenyl	ND	4190	1100	66	ug/kg dry	3500	83	71-120			D10
Bis(2-chloroethoxy)methane	ND	4190	1100	58	ug/kg dry	2650	63	61-133			D10
Bis(2-chloroethyl)ether	ND	4190	1100	92	ug/kg dry	2840	68	45-120			D10

Benchmark Environmental & Engineering Science
2558 Hamburg Turnpike, Suite 300
Lackawanna, NY 14218

SDG Number: RSJ0652

Project: Benchmark - Globe site
Project Number: TURN

Received: 10/09/09
Reported: 10/28/09 15:41

LABORATORY QC DATA

Analyte	Source Result	Spike Level	RL	MDL	Units	Result	% REC	% REC Limits	% RPD	RPD Limit	Data Qualifiers
Semivolatile Organics by GC/MS											
Matrix Spike Analyzed: 10/22/09 (Lab Number:9J21042-MS2, Batch: 9J21042)											
QC Source Sample: RSJ0655-03RE1											
2,2'-Oxybis(1-Chloropropane)	ND	4190	1100	110	ug/kg dry	3520	84	44-120			D10
Bis(2-ethylhexyl) phthalate	ND	4190	1100	340	ug/kg dry	4040	96	61-133			D10
Butyl benzyl phthalate	ND	4190	1100	290	ug/kg dry	4200	100	61-129			D10
Caprolactam	ND	4190	1100	460	ug/kg dry	3580	85	54-133			D10
Carbazole	ND	4190	1100	12	ug/kg dry	4170	99	59-129			D10
Chrysene	266	4190	1100	11	ug/kg dry	4500	101	64-131			D10
Dibenzo(a,h)anthracene	ND	4190	1100	12	ug/kg dry	3920	94	54-148			D10
Dibenzofuran	54.5	4190	1100	11	ug/kg dry	4000	94	56-120			D10
Diethyl phthalate	ND	4190	1100	32	ug/kg dry	4050	97	66-126			D10
Dimethyl phthalate	ND	4190	1100	28	ug/kg dry	3920	94	65-124			D10
Di-n-butyl phthalate	ND	4190	1100	370	ug/kg dry	3990	95	58-130			D10
Di-n-octyl phthalate	ND	4190	1100	25	ug/kg dry	3660	87	62-133			D10
Fluoranthene	413	4190	1100	15	ug/kg dry	4800	105	62-131			D10
Fluorene	ND	4190	1100	24	ug/kg dry	4130	99	63-126			D10
Hexachlorobenzene	ND	4190	1100	53	ug/kg dry	3710	89	60-132			D10
Hexachlorobutadiene	ND	4190	1100	54	ug/kg dry	3080	73	45-120			D10
Hexachlorocyclopentadiene	ND	4190	1100	320	ug/kg dry	2230	53	31-120			D10
Hexachloroethane	ND	4190	1100	82	ug/kg dry	2550	61	41-120			D10
Indeno(1,2,3-cd)pyrene	178	4190	1100	29	ug/kg dry	4210	96	56-149			D10
Isophorone	ND	4190	1100	53	ug/kg dry	3160	75	56-120			D10
Naphthalene	ND	4190	1100	18	ug/kg dry	3470	83	46-120			D10
Nitrobenzene	ND	4190	1100	47	ug/kg dry	3450	82	49-120			D10
N-Nitrosodi-n-propylamine	ND	4190	1100	84	ug/kg dry	3280	78	46-120			D10
N-Nitrosodiphenylamine	ND	4190	1100	58	ug/kg dry	4940	118	20-119			D10,L1
Pentachlorophenol	ND	4190	2100	360	ug/kg dry	2100	50	33-136			D10
Phenanthrene	377	4190	1100	22	ug/kg dry	4690	103	60-130			D10
Phenol	ND	4190	1100	110	ug/kg dry	3230	77	36-120			D10
Pyrene	419	4190	1100	6.9	ug/kg dry	4730	103	51-133			D10
Surrogate: 2,4,6-Tribromophenol					*ug/kg dry*		*85*	*39-146*			*D10*
Surrogate: 2-Fluorobiphenyl					*ug/kg dry*		*90*	*37-120*			*D10*
Surrogate: 2-Fluorophenol					*ug/kg dry*		*69*	*18-120*			*D10*
Surrogate: Nitrobenzene-d5					*ug/kg dry*		*86*	*34-132*			*D10*
Surrogate: Phenol-d5					*ug/kg dry*		*75*	*11-120*			*D10*

Benchmark Environmental & Engineering Science
2558 Hamburg Turnpike, Suite 300
Lackawanna, NY 14218

SDG Number: RSJ0652

Project: Benchmark - Globe site
Project Number: TURN

Received: 10/09/09
Reported: 10/28/09 15:41

LABORATORY QC DATA

Analyte	Source Result	Spike Level	RL	MDL	Units	Result	% REC	% REC Limits	% RPD	RPD Limit	Data Qualifiers
Semivolatile Organics by GC/MS											
Matrix Spike Analyzed: 10/22/09 (Lab Number:9J21042-MS2, Batch: 9J21042)											
QC Source Sample: RSJ0655-03RE1											
Surrogate: p-Terphenyl-d14					*ug/kg dry*		*88*	*58-147*			*D10*
Matrix Spike Dup Analyzed: 10/22/09 (Lab Number:9J21042-MSD2, Batch: 9J21042)											
QC Source Sample: RSJ0655-03RE1											
2,4,5-Trichlorophenol	ND	4190	1100	230	ug/kg dry	3650	87	59-126	0.3	18	D10
2,4,6-Trichlorophenol	ND	4190	1100	70	ug/kg dry	3560	85	59-123	2	19	D10
2,4-Dichlorophenol	ND	4190	1100	56	ug/kg dry	3570	85	52-120	0.2	19	D10
2,4-Dimethylphenol	ND	4190	1100	290	ug/kg dry	3470	83	36-120	6	42	D10
2,4-Dinitrophenol	ND	4190	2100	370	ug/kg dry	1490	36	35-146	14	22	D10,J
2,4-Dinitrotoluene	ND	4190	1100	160	ug/kg dry	3950	94	55-125	0.5	20	D10
2,6-Dinitrotoluene	ND	4190	1100	260	ug/kg dry	4050	97	66-128	2	15	D10
2-Chloronaphthalene	ND	4190	1100	71	ug/kg dry	3570	85	57-120	3	21	D10
2-Chlorophenol	ND	4190	1100	54	ug/kg dry	3020	72	38-120	0.2	25	D10
2-Methylnaphthalene	77.6	4190	1100	13	ug/kg dry	3680	86	47-120	1	21	D10
2-Methylphenol	ND	4190	1100	33	ug/kg dry	3170	76	48-120	5	27	D10
2-Nitroaniline	ND	4190	2100	340	ug/kg dry	4230	101	61-130	2	15	D10
2-Nitrophenol	ND	4190	1100	48	ug/kg dry	3120	74	50-120	2	18	D10
3,3'-Dichlorobenzidine	ND	4190	1100	930	ug/kg dry	4710	113	48-126	5	25	D10
3-Nitroaniline	ND	4190	2100	240	ug/kg dry	3710	89	61-127	0.05	19	D10
4,6-Dinitro-2-methylphenol	ND	4190	2100	370	ug/kg dry	2850	68	49-155	15	15	D10,R2
4-Bromophenyl phenyl ether	ND	4190	1100	340	ug/kg dry	3930	94	58-131	1	15	D10
4-Chloro-3-methylphenol	ND	4190	1100	44	ug/kg dry	3880	93	49-125	0.9	27	D10
4-Chloroaniline	ND	4190	1100	310	ug/kg dry	3510	84	49-120	3	22	D10
4-Chlorophenyl phenyl ether	ND	4190	1100	23	ug/kg dry	3700	88	63-124	2	16	D10
4-Methylphenol	ND	4190	1100	59	ug/kg dry	3330	80	50-119	6	24	D10
4-Nitroaniline	ND	4190	2100	120	ug/kg dry	3790	90	63-128	2	24	D10
4-Nitrophenol	ND	4190	2100	260	ug/kg dry	4100	98	43-137	0.07	25	D10
Acenaphthene	ND	4190	1100	12	ug/kg dry	4030	96	53-120	4	35	D10
Acenaphthylene	ND	4190	1100	8.7	ug/kg dry	3830	92	58-121	0.6	18	D10
Acetophenone	ND	4190	1100	54	ug/kg dry	2940	70	66-120	5	20	D10
Anthracene	ND	4190	1100	27	ug/kg dry	4100	98	62-129	2	15	D10
Atrazine	ND	4190	1100	47	ug/kg dry	4000	96	73-133	3	20	D10
Benzaldehyde	ND	4190	1100	120	ug/kg dry	3440	82	21-120	7	20	D10
Benzo(a)anthracene	277	4190	1100	18	ug/kg dry	4260	95	65-133	0.9	15	D10
Benzo(a)pyrene	279	4190	1100	26	ug/kg dry	4380	98	64-127	2	15	D10

Benchmark Environmental & Engineering Science
2558 Hamburg Turnpike, Suite 300
Lackawanna, NY 14218

SDG Number: RSJ0652

Project: Benchmark - Globe site
Project Number: TURN

Received: 10/09/09
Reported: 10/28/09 15:41

LABORATORY QC DATA

Analyte	Source Result	Spike Level	RL	MDL	Units	Result	% REC	% REC Limits	% RPD	RPD Limit	Data Qualifiers
Semivolatile Organics by GC/MS											
Matrix Spike Dup Analyzed: 10/22/09 (Lab Number:9J21042-MSD2, Batch: 9J21042)											
QC Source Sample: RSJ0655-03RE1											
Benzo(b)fluoranthene	335	4190	1100	21	ug/kg dry	3870	84	64-135	15	15	D10
Benzo(ghi)perylene	231	4190	1100	13	ug/kg dry	4410	100	50-152	2	15	D10
Benzo(k)fluoranthene	122	4190	1100	12	ug/kg dry	4640	108	58-138	9	22	D10
Biphenyl	ND	4190	1100	66	ug/kg dry	3390	81	71-120	3	20	D10
Bis(2-chloroethoxy)methane	ND	4190	1100	58	ug/kg dry	2570	62	61-133	3	17	D10
Bis(2-chloroethyl)ether	ND	4190	1100	91	ug/kg dry	2700	65	45-120	5	21	D10
2,2'-Oxybis(1-Chloropropane)	ND	4190	1100	110	ug/kg dry	3310	79	44-120	6	24	D10
Bis(2-ethylhexyl) phthalate	ND	4190	1100	340	ug/kg dry	3940	94	61-133	2	15	D10
Butyl benzyl phthalate	ND	4190	1100	280	ug/kg dry	4080	97	61-129	3	16	D10
Caprolactam	ND	4190	1100	460	ug/kg dry	3360	80	54-133	6	20	D10
Carbazole	ND	4190	1100	12	ug/kg dry	4180	100	59-129	0.3	20	D10
Chrysene	266	4190	1100	11	ug/kg dry	4440	100	64-131	1	15	D10
Dibenzo(a,h)anthracene	ND	4190	1100	12	ug/kg dry	3860	92	54-148	2	15	D10
Dibenzofuran	54.5	4190	1100	11	ug/kg dry	3910	92	56-120	2	15	D10
Diethyl phthalate	ND	4190	1100	32	ug/kg dry	4060	97	66-126	0.2	15	D10
Dimethyl phthalate	ND	4190	1100	28	ug/kg dry	4020	96	65-124	2	15	D10
Di-n-butyl phthalate	ND	4190	1100	370	ug/kg dry	3910	93	58-130	2	15	D10
Di-n-octyl phthalate	ND	4190	1100	25	ug/kg dry	3900	93	62-133	6	16	D10
Fluoranthene	413	4190	1100	15	ug/kg dry	4420	96	62-131	8	15	D10
Fluorene	ND	4190	1100	24	ug/kg dry	4030	96	63-126	2	15	D10
Hexachlorobenzene	ND	4190	1100	53	ug/kg dry	3680	88	60-132	0.9	15	D10
Hexachlorobutadiene	ND	4190	1100	54	ug/kg dry	2900	69	45-120	6	44	D10
Hexachlorocyclopentadiene	ND	4190	1100	320	ug/kg dry	2030	49	31-120	9	49	D10
Hexachloroethane	ND	4190	1100	82	ug/kg dry	2350	56	41-120	8	46	D10
Indeno(1,2,3-cd)pyrene	178	4190	1100	29	ug/kg dry	4250	97	56-149	1	15	D10
Isophorone	ND	4190	1100	53	ug/kg dry	3160	75	56-120	0.03	17	D10
Naphthalene	ND	4190	1100	18	ug/kg dry	3300	79	46-120	5	29	D10
Nitrobenzene	ND	4190	1100	47	ug/kg dry	3350	80	49-120	3	24	D10
N-Nitrosodi-n-propylamine	ND	4190	1100	84	ug/kg dry	3250	78	46-120	0.9	31	D10
N-Nitrosodiphenylamine	ND	4190	1100	58	ug/kg dry	4980	119	20-119	0.8	15	D10,M7,L1
Pentachlorophenol	ND	4190	2100	360	ug/kg dry	2020	48	33-136	4	35	D10,J
Phenanthrene	377	4190	1100	22	ug/kg dry	4440	97	60-130	6	15	D10
Phenol	ND	4190	1100	110	ug/kg dry	3110	74	36-120	4	35	D10

Benchmark Environmental & Engineering Science
2558 Hamburg Turnpike, Suite 300
Lackawanna, NY 14218

SDG Number: RSJ0652

Project: Benchmark - Globe site
Project Number: TURN

Received: 10/09/09
Reported: 10/28/09 15:41

LABORATORY QC DATA

Analyte	Source Result	Spike Level	RL	MDL	Units	Result	% REC	% REC Limits	% RPD	RPD Limit	Data Qualifiers
Semivolatile Organics by GC/MS											
Matrix Spike Dup Analyzed: 10/22/09 (Lab Number:9J21042-MSD2, Batch: 9J21042)											
QC Source Sample: RSJ0655-03RE1											
Pyrene	419	4190	1100	6.9	ug/kg dry	4580	99	51-133	3	35	D10
Surrogate: 2,4,6-Tribromophenol					*ug/kg dry*		*87*	*39-146*			*D10*
Surrogate: 2-Fluorobiphenyl					*ug/kg dry*		*95*	*37-120*			*D10*
Surrogate: 2-Fluorophenol					*ug/kg dry*		*66*	*18-120*			*D10*
Surrogate: Nitrobenzene-d5					*ug/kg dry*		*87*	*34-132*			*D10*
Surrogate: Phenol-d5					*ug/kg dry*		*76*	*11-120*			*D10*
Surrogate: p-Terphenyl-d14					*ug/kg dry*		*92*	*58-147*			*D10*

Benchmark Environmental & Engineering Science
2558 Hamburg Turnpike, Suite 300
Lackawanna, NY 14218

SDG Number: RSJ0652

Project: Benchmark - Globe site
Project Number: TURN

Received: 10/09/09
Reported: 10/28/09 15:41

LABORATORY QC DATA

Analyte	Source Result	Spike Level	RL	MDL	Units	Result	% REC	% REC Limits	% RPD	RPD Limit	Data Qualifiers
Polychlorinated Biphenyls by EPA Method 8082											
Blank Analyzed: 10/13/09 (Lab Number:9J10009-BLK1, Batch: 9J10009)											
Aroclor 1016			16	3.2	ug/kg wet	ND					
Aroclor 1016 [2C]			16	3.2	ug/kg wet	ND					
Aroclor 1221			16	3.2	ug/kg wet	ND					
Aroclor 1221 [2C]			16	3.2	ug/kg wet	ND					
Aroclor 1232			16	3.2	ug/kg wet	ND					
Aroclor 1232 [2C]			16	3.2	ug/kg wet	ND					
Aroclor 1242			16	3.6	ug/kg wet	ND					
Aroclor 1242 [2C]			16	3.6	ug/kg wet	ND					
Aroclor 1248			16	3.2	ug/kg wet	ND					
Aroclor 1248 [2C]			16	3.2	ug/kg wet	ND					
Aroclor 1254			16	3.5	ug/kg wet	ND					
Aroclor 1254 [2C]			16	3.5	ug/kg wet	ND					
Aroclor 1260			16	3.5	ug/kg wet	ND					
Aroclor 1260 [2C]			16	3.5	ug/kg wet	ND					
Surrogate: Decachlorobiphenyl					*ug/kg wet*		*110*	*34-148*			
Surrogate: Decachlorobiphenyl [2C]					*ug/kg wet*		*98*	*34-148*			
Surrogate: Tetrachloro-m-xylene					*ug/kg wet*		*91*	*35-134*			
Surrogate: Tetrachloro-m-xylene					*ug/kg wet*		*77*	*35-134*			
LCS Analyzed: 10/13/09 (Lab Number:9J10009-BS1, Batch: 9J10009)											
Aroclor 1016		163	16	3.2	ug/kg wet	146	90	59-154			
Aroclor 1016 [2C]		163	16	3.2	ug/kg wet	117	72	59-154			
Aroclor 1221			16	3.2	ug/kg wet	ND					
Aroclor 1221 [2C]			16	3.2	ug/kg wet	ND					
Aroclor 1232			16	3.2	ug/kg wet	ND					
Aroclor 1232 [2C]			16	3.2	ug/kg wet	ND					
Aroclor 1242			16	3.5	ug/kg wet	ND					
Aroclor 1242 [2C]			16	3.5	ug/kg wet	ND					
Aroclor 1248			16	3.2	ug/kg wet	ND					
Aroclor 1248 [2C]			16	3.2	ug/kg wet	ND					
Aroclor 1254			16	3.4	ug/kg wet	ND					
Aroclor 1254 [2C]			16	3.4	ug/kg wet	ND					
Aroclor 1260		163	16	3.4	ug/kg wet	171	105	51-179			
Aroclor 1260 [2C]		163	16	3.4	ug/kg wet	140	86	51-179			
Surrogate: Decachlorobiphenyl					*ug/kg wet*		*111*	*34-148*			

Benchmark Environmental & Engineering Science
2558 Hamburg Turnpike, Suite 300
Lackawanna, NY 14218

SDG Number: RSJ0652

Project: Benchmark - Globe site
Project Number: TURN

Received: 10/09/09
Reported: 10/28/09 15:41

LABORATORY QC DATA

Analyte	Source Result	Spike Level	RL	MDL	Units	Result	% REC	% REC Limits	% RPD	RPD Limit	Data Qualifiers
Polychlorinated Biphenyls by EPA Method 8082											
LCS Analyzed: 10/13/09 (Lab Number:9J10009-BS1, Batch: 9J10009)											
Surrogate: Decachlorobiphenyl [2C]					*ug/kg wet*		*89*	*34-148*			
Surrogate: Tetrachloro-m-xylene					*ug/kg wet*		*96*	*35-134*			
Surrogate: Tetrachloro-m-xylene					*ug/kg wet*		*75*	*35-134*			
Matrix Spike Analyzed: 10/13/09 (Lab Number:9J10009-MS1, Batch: 9J10009)											
QC Source Sample: RSJ0652-02											
Aroclor 1016	ND	223	22	4.4	ug/kg dry	181	81	59-154			
Aroclor 1016 [2C]	ND	223	22	4.4	ug/kg dry	165	74	59-154			
Aroclor 1221	ND		22	4.4	ug/kg dry	ND					
Aroclor 1221 [2C]	ND		22	4.4	ug/kg dry	ND					
Aroclor 1232	ND		22	4.4	ug/kg dry	ND					
Aroclor 1232 [2C]	ND		22	4.4	ug/kg dry	ND					
Aroclor 1242	ND		22	4.8	ug/kg dry	ND					
Aroclor 1242 [2C]	ND		22	4.8	ug/kg dry	ND					
Aroclor 1248	ND		22	4.4	ug/kg dry	ND					
Aroclor 1248 [2C]	ND		22	4.4	ug/kg dry	ND					
Aroclor 1254	ND		22	4.7	ug/kg dry	ND					
Aroclor 1254 [2C]	ND		22	4.7	ug/kg dry	ND					
Aroclor 1260	ND	223	22	4.7	ug/kg dry	238	107	51-179			
Aroclor 1260 [2C]	ND	223	22	4.7	ug/kg dry	197	88	51-179			
Surrogate: Decachlorobiphenyl					*ug/kg dry*		*111*	*34-148*			
Surrogate: Decachlorobiphenyl [2C]					*ug/kg dry*		*111*	*34-148*			
Surrogate: Tetrachloro-m-xylene					*ug/kg dry*		*90*	*35-134*			
Surrogate: Tetrachloro-m-xylene					*ug/kg dry*		*69*	*35-134*			
Matrix Spike Dup Analyzed: 10/13/09 (Lab Number:9J10009-MSD1, Batch: 9J10009)											
QC Source Sample: RSJ0652-02											
Aroclor 1016	ND	222	22	4.4	ug/kg dry	181	81	59-154	0.01	50	
Aroclor 1016 [2C]	ND	222	22	4.4	ug/kg dry	168	75	59-154	2	50	
Aroclor 1221	ND		22	4.4	ug/kg dry	ND					
Aroclor 1221 [2C]	ND		22	4.4	ug/kg dry	ND					
Aroclor 1232	ND		22	4.4	ug/kg dry	ND					
Aroclor 1232 [2C]	ND		22	4.4	ug/kg dry	ND					
Aroclor 1242	ND		22	4.8	ug/kg dry	ND					
Aroclor 1242 [2C]	ND		22	4.8	ug/kg dry	ND					

Benchmark Environmental & Engineering Science
2558 Hamburg Turnpike, Suite 300
Lackawanna, NY 14218

SDG Number: RSJ0652

Project: Benchmark - Globe site
Project Number: TURN

Received: 10/09/09
Reported: 10/28/09 15:41

LABORATORY QC DATA

Analyte	Source Result	Spike Level	RL	MDL	Units	Result	% REC	% REC Limits	% RPD	RPD Limit	Data Qualifiers
Polychlorinated Biphenyls by EPA Method 8082											
Matrix Spike Dup Analyzed: 10/13/09 (Lab Number:9J10009-MSD1, Batch: 9J10009)											
QC Source Sample: RSJ0652-02											
Aroclor 1248	ND		22	4.4	ug/kg dry	ND					
Aroclor 1248 [2C]	ND		22	4.4	ug/kg dry	ND					
Aroclor 1254	ND		22	4.7	ug/kg dry	ND					
Aroclor 1254 [2C]	ND		22	4.7	ug/kg dry	ND					
Aroclor 1260	ND	222	22	4.7	ug/kg dry	238	107	51-179	0.2	50	
Aroclor 1260 [2C]	ND	222	22	4.7	ug/kg dry	197	88	51-179	0.06	50	
Surrogate: Decachlorobiphenyl					*ug/kg dry*		*110*	*34-148*			
Surrogate: Decachlorobiphenyl [2C]					*ug/kg dry*		*100*	*34-148*			
Surrogate: Tetrachloro-m-xylene					*ug/kg dry*		*92*	*35-134*			
Surrogate: Tetrachloro-m-xylene					*ug/kg dry*		*69*	*35-134*			

Benchmark Environmental & Engineering Science
2558 Hamburg Turnpike, Suite 300
Lackawanna, NY 14218

SDG Number: RSJ0652

Project: Benchmark - Globe site
Project Number: TURN

Received: 10/09/09
Reported: 10/28/09 15:41

LABORATORY QC DATA

Analyte	Source Result	Spike Level	RL	MDL	Units	Result	% REC	% REC Limits	% RPD	RPD Limit	Data Qualifiers
Total Metals by SW 846 Series Methods											
Blank Analyzed: 10/13/09 (Lab Number:9J12021-BLK1, Batch: 9J12021)											
Aluminum			10.0	NR	mg/kg wet	ND					B
Antimony			15.0	NR	mg/kg wet	ND					
Arsenic			2.0	NR	mg/kg wet	ND					B
Barium			0.500	NR	mg/kg wet	ND					B
Beryllium			0.200	NR	mg/kg wet	ND					
Cadmium			0.200	NR	mg/kg wet	ND					
Calcium			50.0	NR	mg/kg wet	ND					
Cobalt			0.500	NR	mg/kg wet	ND					
Copper			1.0	NR	mg/kg wet	ND					
Iron			10.0	NR	mg/kg wet	ND					B
Lead			1.0	NR	mg/kg wet	ND					B
Magnesium			20.0	NR	mg/kg wet	ND					
Manganese			0.2	NR	mg/kg wet	ND					B
Nickel			5.00	NR	mg/kg wet	ND					
Potassium			30.0	NR	mg/kg wet	ND					
Selenium			4.0	NR	mg/kg wet	ND					
Silver			0.500	NR	mg/kg wet	ND					
Sodium			140	NR	mg/kg wet	ND					
Thallium			6.0	NR	mg/kg wet	ND					
Vanadium			0.500	NR	mg/kg wet	ND					
Zinc			2.0	NR	mg/kg wet	ND					
Blank Analyzed: 10/13/09 (Lab Number:9J12021-BLK2, Batch: 9J12021)											
Chromium			0.500	NR	mg/kg wet	ND					
Reference Analyzed: 10/13/09 (Lab Number:9J12021-SRM1, Batch: 9J12021)											
Aluminum		11000	10.0	NR	mg/kg wet	8280	75	55.7-143.6			
Antimony		81.5	15.0	NR	mg/kg wet	58.5	72	0-203.7			
Arsenic		158	2.0	NR	mg/kg wet	140	89	81.6-118.4			
Barium		348	0.500	NR	mg/kg wet	305	88	80.7-119.3			
Beryllium		106	0.200	NR	mg/kg wet	92.0	87	81.6-118.9			
Cadmium		187	0.200	NR	mg/kg wet	164	87	82.4-117.6			
Calcium		9650	50.0	NR	mg/kg wet	8990	93	80.8-119.2			
Cobalt		277	0.500	NR	mg/kg wet	249	90	80.9-119.1			

Benchmark Environmental & Engineering Science
2558 Hamburg Turnpike, Suite 300
Lackawanna, NY 14218

SDG Number: RSJ0652

Project: Benchmark - Globe site
Project Number: TURN

Received: 10/09/09
Reported: 10/28/09 15:41

LABORATORY QC DATA

Analyte	Source Result	Spike Level	RL	MDL	Units	Result	% REC	% REC Limits	% RPD	RPD Limit	Data Qualifiers
Total Metals by SW 846 Series Methods											
Reference Analyzed: 10/13/09 (Lab Number:9J12021-SRM1, Batch: 9J12021)											
Copper		129	1.0	NR	mg/kg wet	115	89	83.7-117.1			
Iron		18600	10.0	NR	mg/kg wet	14200	76	50.4-148.9			
Lead		172	1.0	NR	mg/kg wet	150	87	79.1-120.3			
Magnesium		5030	20.0	NR	mg/kg wet	4510	90	78.7-121.3			
Manganese		633	0.2	NR	mg/kg wet	575	91	81.8-118			
Nickel		99.0	5.00	NR	mg/kg wet	87.4	88	81.2-119.2			
Potassium		4010	30.0	NR	mg/kg wet	3570	89	73.6-126.4			
Selenium		148	4.0	NR	mg/kg wet	137	93	78.4-120.9			
Silver		66.0	0.500	NR	mg/kg wet	56.0	85	66.2-133.6			
Sodium		883	140	NR	mg/kg wet	784	89	73.7-125.7			
Thallium		268	6.0	NR	mg/kg wet	248	92	77.6-122.4			
Vanadium		194	0.500	NR	mg/kg wet	170	88	79.4-120.1			
Zinc		394	2.0	NR	mg/kg wet	344	87	80.5-119.3			
Reference Analyzed: 10/13/09 (Lab Number:9J12021-SRM2, Batch: 9J12021)											
Chromium		89.5	0.500	NR	mg/kg wet	78.8	88	78.8-120.7			
Total Metals by SW 846 Series Methods											
Blank Analyzed: 10/14/09 (Lab Number:9J12050-BLK1, Batch: 9J12050)											
Aluminum			10.0	NR	mg/kg wet	ND					
Antimony			15.0	NR	mg/kg wet	ND					
Arsenic			2.0	NR	mg/kg wet	ND					B
Barium			0.500	NR	mg/kg wet	ND					
Beryllium			0.200	NR	mg/kg wet	ND					
Cadmium			0.200	NR	mg/kg wet	ND					
Calcium			50.0	NR	mg/kg wet	ND					B
Chromium			0.500	NR	mg/kg wet	ND					
Cobalt			0.500	NR	mg/kg wet	ND					
Copper			1.0	NR	mg/kg wet	ND					
Iron			10.0	NR	mg/kg wet	ND					

Benchmark Environmental & Engineering Science
2558 Hamburg Turnpike, Suite 300
Lackawanna, NY 14218

SDG Number: RSJ0652

Project: Benchmark - Globe site
Project Number: TURN

Received: 10/09/09
Reported: 10/28/09 15:41

LABORATORY QC DATA

Analyte	Source Result	Spike Level	RL	MDL	Units	Result	% REC	% REC Limits	% RPD	RPD Limit	Data Qualifiers
Total Metals by SW 846 Series Methods											
Blank Analyzed: 10/14/09 (Lab Number:9J12050-BLK1, Batch: 9J12050)											
Lead			1.0	NR	mg/kg wet	ND					B
Magnesium			20.0	NR	mg/kg wet	ND					
Manganese			0.2	NR	mg/kg wet	ND					B
Nickel			5.00	NR	mg/kg wet	ND					B
Potassium			30.0	NR	mg/kg wet	ND					
Selenium			4.0	NR	mg/kg wet	ND					
Silver			0.500	NR	mg/kg wet	ND					
Sodium			140	NR	mg/kg wet	ND					
Thallium			6.0	NR	mg/kg wet	ND					
Vanadium			0.500	NR	mg/kg wet	ND					
Zinc			2.0	NR	mg/kg wet	ND					B
Matrix Spike Analyzed: 10/14/09 (Lab Number:9J12050-MS1, Batch: 9J12050)											
QC Source Sample: RSJ0652-02											
Aluminum	562	2630	13.2	NR	mg/kg dry	3230	101	75-125			
Antimony	ND	52.6	19.7	NR	mg/kg dry	44.5	85	75-125			
Arsenic	3.16	52.6	2.6	NR	mg/kg dry	54.0	97	75-125			
Barium	24.2	52.6	0.658	NR	mg/kg dry	73.2	93	75-125			
Beryllium	0.0686	52.6	0.263	NR	mg/kg dry	51.9	99	75-125			
Cadmium	0.474	52.6	0.263	NR	mg/kg dry	51.4	97	75-125			
Calcium	12400	2630	65.8	NR	mg/kg dry	37500	954	75-125			MHA
Chromium	52.2	52.6	0.658	NR	mg/kg dry	111	112	75-125			
Cobalt	3.39	52.6	0.658	NR	mg/kg dry	54.8	98	75-125			
Copper	91.5	52.6	1.3	NR	mg/kg dry	129	72	75-125			M1
Iron	21700	2630	13.2	NR	mg/kg dry	18100	-135	75-125			MHA
Lead	49.9	52.6	1.3	NR	mg/kg dry	90.0	76	75-125			
Magnesium	7390	2630	26.3	NR	mg/kg dry	21800	547	75-125			
Manganese	498	52.6	0.3	NR	mg/kg dry	802	578	75-125			MHA
Nickel	54.3	52.6	6.58	NR	mg/kg dry	110	105	75-125			
Potassium	97.5	2630	39.5	NR	mg/kg dry	2970	109	75-125			
Selenium	ND	52.6	5.3	NR	mg/kg dry	52.6	100	75-125			
Silver	0.153	13.2	0.658	NR	mg/kg dry	12.9	97	75-125			
Sodium	ND	2630	184	NR	mg/kg dry	2600	99	75-125			
Thallium	ND	52.6	7.9	NR	mg/kg dry	47.8	91	75-125			
Vanadium	3.55	52.6	0.658	NR	mg/kg dry	56.2	100	75-125			
Zinc	108	52.6	2.6	NR	mg/kg dry	167	113	75-125			
Matrix Spike Dup Analyzed: 10/14/09 (Lab Number:9J12050-MSD1, Batch: 9J12050)											
QC Source Sample: RSJ0652-02											

Benchmark Environmental & Engineering Science
2558 Hamburg Turnpike, Suite 300
Lackawanna, NY 14218

SDG Number: RSJ0652

Project: Benchmark - Globe site
Project Number: TURN

Received: 10/09/09
Reported: 10/28/09 15:41

LABORATORY QC DATA

Analyte	Source Result	Spike Level	RL	MDL	Units	Result	% REC	% REC Limits	% RPD	RPD Limit	Data Qualifiers
Total Metals by SW 846 Series Methods											
Matrix Spike Dup Analyzed: 10/14/09 (Lab Number:9J12050-MSD1, Batch: 9J12050)											
QC Source Sample: RSJ0652-02											
Aluminum	562	2700	13.5	NR	mg/kg dry	3330	102	75-125	3	20	
Antimony	ND	54.1	20.3	NR	mg/kg dry	43.3	80	75-125	3	20	
Arsenic	3.16	54.1	2.7	NR	mg/kg dry	55.1	96	75-125	2	20	
Barium	24.2	54.1	0.676	NR	mg/kg dry	74.4	93	75-125	2	20	
Beryllium	0.0686	54.1	0.270	NR	mg/kg dry	53.4	99	75-125	3	20	
Cadmium	0.474	54.1	0.270	NR	mg/kg dry	53.4	98	75-125	4	20	
Calcium	12400	2700	67.6	NR	mg/kg dry	12100	-11	75-125	102	20	MHA,R3
Chromium	52.2	54.1	0.676	NR	mg/kg dry	122	129	75-125	9	20	M1
Cobalt	3.39	54.1	0.676	NR	mg/kg dry	56.7	99	75-125	3	20	
Copper	91.5	54.1	1.4	NR	mg/kg dry	110	35	75-125	16	20	M1
Iron	21700	2700	13.5	NR	mg/kg dry	16700	-185	75-125	8	20	MHA
Lead	49.9	54.1	1.4	NR	mg/kg dry	90.0	74	75-125	0.01	20	M1
Magnesium	7390	2700	27.0	NR	mg/kg dry	8220	31	75-125	90	20	
Manganese	498	54.1	0.3	NR	mg/kg dry	510	23	75-125	44	20	MHA,R3
Nickel	54.3	54.1	6.76	NR	mg/kg dry	125	130	75-125	13	20	M1
Potassium	97.5	2700	40.6	NR	mg/kg dry	3040	109	75-125	2	20	
Selenium	ND	54.1	5.4	NR	mg/kg dry	55.0	102	75-125	5	20	
Silver	0.153	13.5	0.676	NR	mg/kg dry	13.3	97	75-125	3	20	
Sodium	ND	2700	189	NR	mg/kg dry	2680	99	75-125	3	20	
Thallium	ND	54.1	8.1	NR	mg/kg dry	49.9	92	75-125	4	20	
Vanadium	3.55	54.1	0.676	NR	mg/kg dry	57.7	100	75-125	3	20	
Zinc	108	54.1	2.7	NR	mg/kg dry	172	119	75-125	3	20	
Reference Analyzed: 10/14/09 (Lab Number:9J12050-SRM1, Batch: 9J12050)											
Aluminum		11000	10.0	NR	mg/kg wet	4780	43	55.7-143.6			
Antimony		81.5	15.0	NR	mg/kg wet	85.1	104	0-203.7			
Arsenic		158	2.0	NR	mg/kg wet	145	92	81.6-118.4			
Barium		348	0.500	NR	mg/kg wet	296	85	80.7-119.3			
Beryllium		106	0.200	NR	mg/kg wet	99.0	93	81.6-118.9			
Cadmium		187	0.200	NR	mg/kg wet	171	92	82.4-117.6			
Calcium		9650	50.0	NR	mg/kg wet	8930	93	80.8-119.2			
Chromium		89.5	0.500	NR	mg/kg wet	75.0	84	78.8-120.7			
Cobalt		277	0.500	NR	mg/kg wet	262	95	80.9-119.1			

Benchmark Environmental & Engineering Science
2558 Hamburg Turnpike, Suite 300
Lackawanna, NY 14218

SDG Number: RSJ0652

Project: Benchmark - Globe site
Project Number: TURN

Received: 10/09/09
Reported: 10/28/09 15:41

LABORATORY QC DATA

Analyte	Source Result	Spike Level	RL	MDL	Units	Result	% REC	% REC Limits	% RPD	RPD Limit	Data Qualifiers
Total Metals by SW 846 Series Methods											
Reference Analyzed: 10/14/09 (Lab Number:9J12050-SRM1, Batch: 9J12050)											
Copper		129	1.0	NR	mg/kg wet	117	91	83.7-117.1			
Iron		18600	10.0	NR	mg/kg wet	9810	53	50.4-148.9			
Lead		172	1.0	NR	mg/kg wet	158	92	79.1-120.3			
Magnesium		5030	20.0	NR	mg/kg wet	3610	72	78.7-121.3			
Manganese		633	0.2	NR	mg/kg wet	556	88	81.8-118			
Nickel		99.0	5.00	NR	mg/kg wet	91.3	92	81.2-119.2			
Potassium		4010	30.0	NR	mg/kg wet	2630	66	73.6-126.4			
Selenium		148	4.0	NR	mg/kg wet	148	100	78.4-120.9			
Silver		66.0	0.500	NR	mg/kg wet	61.4	93	66.2-133.6			
Sodium		883	140	NR	mg/kg wet	788	89	73.7-125.7			
Thallium		268	6.0	NR	mg/kg wet	248	93	77.6-122.4			
Vanadium		194	0.500	NR	mg/kg wet	173	89	79.4-120.1			
Zinc		394	2.0	NR	mg/kg wet	334	85	80.5-119.3			
Total Metals by SW 846 Series Methods											
Blank Analyzed: 10/15/09 (Lab Number:9J12051-BLK1, Batch: 9J12051)											
Aluminum			10.0	NR	mg/kg wet	ND					
Antimony			15.0	NR	mg/kg wet	ND					
Arsenic			2.0	NR	mg/kg wet	ND					
Barium			0.500	NR	mg/kg wet	ND					
Beryllium			0.200	NR	mg/kg wet	ND					
Cadmium			0.200	NR	mg/kg wet	ND					
Calcium			50.0	NR	mg/kg wet	ND					B
Chromium			0.500	NR	mg/kg wet	ND					
Cobalt			0.500	NR	mg/kg wet	ND					
Copper			1.0	NR	mg/kg wet	ND					
Iron			10.0	NR	mg/kg wet	ND					
Lead			1.0	NR	mg/kg wet	ND					
Magnesium			20.0	NR	mg/kg wet	ND					
Manganese			0.2	NR	mg/kg wet	ND					B

Benchmark Environmental & Engineering Science
2558 Hamburg Turnpike, Suite 300
Lackawanna, NY 14218

SDG Number: RSJ0652

Project: Benchmark - Globe site
Project Number: TURN

Received: 10/09/09
Reported: 10/28/09 15:41

LABORATORY QC DATA

Analyte	Source Result	Spike Level	RL	MDL	Units	Result	% REC	% REC Limits	% RPD	RPD Limit	Data Qualifiers
Total Metals by SW 846 Series Methods											
Blank Analyzed: 10/15/09 (Lab Number:9J12051-BLK1, Batch: 9J12051)											
Nickel			5.00	NR	mg/kg wet	ND					
Potassium			30.0	NR	mg/kg wet	ND					
Selenium			4.0	NR	mg/kg wet	ND					
Silver			0.500	NR	mg/kg wet	ND					
Sodium			140	NR	mg/kg wet	ND					
Thallium			6.0	NR	mg/kg wet	ND					
Vanadium			0.500	NR	mg/kg wet	ND					
Zinc			2.0	NR	mg/kg wet	ND					B
Matrix Spike Analyzed: 10/15/09 (Lab Number:9J12051-MS1, Batch: 9J12051)											
QC Source Sample: RSJ0655-03											
Aluminum	3510	2710	13.5	NR	mg/kg dry	4360	32	75-125			M1
Antimony	ND	54.2	20.3	NR	mg/kg dry	33.6	62	75-125			M1
Arsenic	5.36	54.2	2.7	NR	mg/kg dry	55.8	93	75-125			
Barium	59.0	54.2	0.677	NR	mg/kg dry	96.9	70	75-125			M1
Beryllium	0.220	54.2	0.271	NR	mg/kg dry	51.1	94	75-125			
Cadmium	0.518	54.2	0.271	NR	mg/kg dry	52.3	96	75-125			
Calcium	18300	2710	67.7	NR	mg/kg dry	12900	-199	75-125			MHA
Cobalt	118	54.2	0.677	NR	mg/kg dry	175	104	75-125			
Copper	170	54.2	1.4	NR	mg/kg dry	247	141	75-125			M1
Lead	51.7	54.2	1.4	NR	mg/kg dry	106	100	75-125			
Magnesium	5740	2710	27.1	NR	mg/kg dry	5960	8	75-125			M1
Manganese	1060	54.2	0.3	NR	mg/kg dry	797	-484	75-125			M1
Potassium	436	2710	40.6	NR	mg/kg dry	3150	100	75-125			
Selenium	2.50	54.2	5.4	NR	mg/kg dry	50.3	88	75-125			
Silver	0.400	13.5	0.677	NR	mg/kg dry	13.3	95	75-125			
Sodium	68.9	2710	190	NR	mg/kg dry	2650	95	75-125			
Thallium	5.91	54.2	8.1	NR	mg/kg dry	55.6	92	75-125			
Vanadium	107	54.2	0.677	NR	mg/kg dry	135	52	75-125			M1
Zinc	164	54.2	2.7	NR	mg/kg dry	186	40	75-125			M1
Matrix Spike Analyzed: 10/20/09 (Lab Number:9J12051-MS3, Batch: 9J12051)											
QC Source Sample: RSJ0655-03											
Chromium	29600	54.2	33.9	NR	mg/kg dry	48000	34000	75-125			D08,MHA
Iron	228000	2710	677	NR	mg/kg dry	302000	2720	75-125			D08,MHA
Nickel	9680	54.2	339	NR	mg/kg dry	21300	21400	75-125			MHA,D08
Matrix Spike Dup Analyzed: 10/15/09 (Lab Number:9J12051-MSD1, Batch: 9J12051)											
QC Source Sample: RSJ0655-03											
Aluminum	3510	2360	11.8	NR	mg/kg dry	4190	29	75-125	4	20	M1

Benchmark Environmental & Engineering Science
2558 Hamburg Turnpike, Suite 300
Lackawanna, NY 14218

SDG Number: RSJ0652

Project: Benchmark - Globe site
Project Number: TURN

Received: 10/09/09
Reported: 10/28/09 15:41

LABORATORY QC DATA

Analyte	Source Result	Spike Level	RL	MDL	Units	Result	% REC	% REC Limits	% RPD	RPD Limit	Data Qualifiers
Total Metals by SW 846 Series Methods											
Matrix Spike Dup Analyzed: 10/15/09 (Lab Number:9J12051-MSD1, Batch: 9J12051)											
QC Source Sample: RSJ0655-03											
Antimony	ND	47.2	17.7	NR	mg/kg dry	14.2	30	75-125	81	20	M1,R3
Arsenic	5.36	47.2	2.4	NR	mg/kg dry	51.3	97	75-125	9	20	
Barium	59.0	47.2	0.590	NR	mg/kg dry	90.3	66	75-125	7	20	M1
Beryllium	0.220	47.2	0.236	NR	mg/kg dry	43.7	92	75-125	16	20	
Cadmium	0.518	47.2	0.236	NR	mg/kg dry	44.3	93	75-125	17	20	
Calcium	18300	2360	59.0	NR	mg/kg dry	12300	-254	75-125	5	20	MHA
Cobalt	118	47.2	0.590	NR	mg/kg dry	243	264	75-125	33	20	M1,R3
Copper	170	47.2	1.2	NR	mg/kg dry	297	268	75-125	19	20	M1
Lead	51.7	47.2	1.2	NR	mg/kg dry	89.2	79	75-125	17	20	
Magnesium	5740	2360	23.6	NR	mg/kg dry	5860	5	75-125	2	20	M1
Manganese	1060	47.2	0.2	NR	mg/kg dry	1150	185	75-125	36	20	M1,R3
Potassium	436	2360	35.4	NR	mg/kg dry	2780	99	75-125	12	20	
Selenium	2.50	47.2	4.7	NR	mg/kg dry	40.0	79	75-125	23	20	M1
Silver	0.400	11.8	0.590	NR	mg/kg dry	11.9	97	75-125	11	20	
Sodium	68.9	2360	165	NR	mg/kg dry	2310	95	75-125	14	20	
Thallium	5.91	47.2	7.1	NR	mg/kg dry	52.8	99	75-125	5	20	
Vanadium	107	47.2	0.590	NR	mg/kg dry	180	155	75-125	29	20	M1,R3
Zinc	164	47.2	2.4	NR	mg/kg dry	170	12	75-125	9	20	M1
Matrix Spike Dup Analyzed: 10/20/09 (Lab Number:9J12051-MSD3, Batch: 9J12051)											
QC Source Sample: RSJ0655-03											
Chromium	29600	47.2	29.5	NR	mg/kg dry	40700	23400	75-125	17	20	D08,MHA
Iron	228000	2360	590	NR	mg/kg dry	275000	2000	75-125	9	20	D08,MHA
Nickel	9680	47.2	295	NR	mg/kg dry	15600	12500	75-125	31	20	D08,MHA, R3
Reference Analyzed: 10/15/09 (Lab Number:9J12051-SRM1, Batch: 9J12051)											
Aluminum		11000	10.0	NR	mg/kg wet	8990	82	55.7-143.6			
Antimony		81.6	15.0	NR	mg/kg wet	42.6	52	0-203.7			
Arsenic		158	2.0	NR	mg/kg wet	145	92	81.6-118.4			
Barium		348	0.501	NR	mg/kg wet	318	91	80.7-119.3			
Beryllium		106	0.200	NR	mg/kg wet	96.3	91	81.6-118.9			
Cadmium		187	0.200	NR	mg/kg wet	173	92	82.4-117.6			
Calcium		9660	50.1	NR	mg/kg wet	8990	93	80.8-119.2			

Benchmark Environmental & Engineering Science
2558 Hamburg Turnpike, Suite 300
Lackawanna, NY 14218

SDG Number: RSJ0652

Project: Benchmark - Globe site
Project Number: TURN

Received: 10/09/09
Reported: 10/28/09 15:41

LABORATORY QC DATA

Analyte	Source Result	Spike Level	RL	MDL	Units	Result	% REC	% REC Limits	% RPD	RPD Limit	Data Qualifiers
Total Metals by SW 846 Series Methods											
Reference Analyzed: 10/15/09 (Lab Number:9J12051-SRM1, Batch: 9J12051)											
Chromium		89.6	0.501	NR	mg/kg wet	82.5	92	78.8-120.7			
Cobalt		277	0.501	NR	mg/kg wet	267	96	80.9-119.1			
Copper		129	1.0	NR	mg/kg wet	121	94	83.7-117.1			
Iron		18600	10.0	NR	mg/kg wet	14800	80	50.4-148.9			
Lead		172	1.0	NR	mg/kg wet	164	95	79.1-120.3			
Magnesium		5040	20.0	NR	mg/kg wet	4660	93	78.7-121.3			
Manganese		634	0.2	NR	mg/kg wet	588	93	81.8-118			
Nickel		99.1	5.01	NR	mg/kg wet	94.0	95	81.2-119.2			
Potassium		4010	30.0	NR	mg/kg wet	3770	94	73.6-126.4			
Selenium		148	4.0	NR	mg/kg wet	137	93	78.4-120.9			
Silver		66.1	0.501	NR	mg/kg wet	62.2	94	66.2-133.6			
Sodium		884	140	NR	mg/kg wet	840	95	73.7-125.7			
Thallium		268	6.0	NR	mg/kg wet	259	96	77.6-122.4			
Vanadium		194	0.501	NR	mg/kg wet	180	92	79.4-120.1			
Zinc		394	2.0	NR	mg/kg wet	363	92	80.5-119.3			
Total Metals by SW 846 Series Methods											
Blank Analyzed: 10/13/09 (Lab Number:9J13025-BLK1, Batch: 9J13025)											
Mercury			0.0197	NR	mg/kg wet	ND					
Reference Analyzed: 10/13/09 (Lab Number:9J13025-SRM1, Batch: 9J13025)											
Mercury		6.87	0.404	NR	mg/kg wet	6.13	89	71.8-128.2			
Total Metals by SW 846 Series Methods											
Blank Analyzed: 10/14/09 (Lab Number:9J13027-BLK1, Batch: 9J13027)											
Mercury			0.0196	NR	mg/kg wet	ND					
Matrix Spike Analyzed: 10/14/09 (Lab Number:9J13027-MS1, Batch: 9J13027)											
QC Source Sample: RSJ0652-02											
Mercury	0.0210	0.447	0.0268	NR	mg/kg dry	0.442	94	75-125			

Benchmark Environmental & Engineering Science
2558 Hamburg Turnpike, Suite 300
Lackawanna, NY 14218

SDG Number: RSJ0652

Project: Benchmark - Globe site
Project Number: TURN

Received: 10/09/09
Reported: 10/28/09 15:41

LABORATORY QC DATA

Analyte	Source Result	Spike Level	RL	MDL	Units	Result	% REC	% REC Limits	% RPD	RPD Limit	Data Qualifiers
Total Metals by SW 846 Series Methods											
Matrix Spike Analyzed: 10/14/09 (Lab Number:9J13027-MS2, Batch: 9J13027)											
QC Source Sample: RSJ0655-03											
Mercury	0.0240	0.405	0.0243	NR	mg/kg dry	0.414	96	75-125			
Matrix Spike Dup Analyzed: 10/14/09 (Lab Number:9J13027-MSD1, Batch: 9J13027)											
QC Source Sample: RSJ0652-02											
Mercury	0.0210	0.441	0.0265	NR	mg/kg dry	0.439	95	75-125	0.7	20	
Matrix Spike Dup Analyzed: 10/14/09 (Lab Number:9J13027-MSD2, Batch: 9J13027)											
QC Source Sample: RSJ0655-03											
Mercury	0.0240	0.416	0.0250	NR	mg/kg dry	0.434	98	75-125	5	20	
Reference Analyzed: 10/14/09 (Lab Number:9J13027-SRM1, Batch: 9J13027)											
Mercury		6.80	0.381	NR	mg/kg wet	6.14	90	71.8-128.2			
Total Metals by SW 846 Series Methods											
Blank Analyzed: 10/16/09 (Lab Number:9J15016-BLK1, Batch: 9J15016)											
Aluminum			10.0	NR	mg/kg wet	ND					B
Magnesium			20.0	NR	mg/kg wet	ND					
Potassium			30.0	NR	mg/kg wet	ND					
Matrix Spike Analyzed: 10/16/09 (Lab Number:9J15016-MS1, Batch: 9J15016)											
QC Source Sample: RSJ0652-02RE1											
Aluminum	1460	2770	13.9	NR	mg/kg dry	3430	71	75-125			M1
Magnesium	20200	2770	27.7	NR	mg/kg dry	10400	-353	75-125			MHA
Potassium	175	2770	41.6	NR	mg/kg dry	2900	98	75-125			
Matrix Spike Dup Analyzed: 10/16/09 (Lab Number:9J15016-MSD1, Batch: 9J15016)											
QC Source Sample: RSJ0652-02RE1											
Aluminum	1460	2820	14.1	NR	mg/kg dry	3700	79	75-125	8	20	
Magnesium	20200	2820	28.2	NR	mg/kg dry	9110	-391	75-125	13	20	MHA
Potassium	175	2820	42.4	NR	mg/kg dry	2950	98	75-125	2	20	
Reference Analyzed: 10/16/09 (Lab Number:9J15016-SRM1, Batch: 9J15016)											
Aluminum		11000	10.0	NR	mg/kg wet	8260	75	55.7-143.6			
Magnesium		5040	20.0	NR	mg/kg wet	4340	86	78.7-121.3			
Potassium		4010	30.0	NR	mg/kg wet	3480	87	73.6-126.4			

Chain of Custody Record

Temperature on Receipt _____

Drinking Water? Yes ☐ No ☒

TestAmerica
THE LEADER IN ENVIRONMENTAL TESTING

TAL-4124 (1007)

Client	Project Manager	Date	Chain of Custody Number
Benchmark Env	Mike Lesakowski	10/7/09	122140
Address	**Telephone Number (Area Code)/Fax Number**	**Lab Number**	**Page** 2 of 2
2558 Hamburg Turnpike	(716) 856-0635		
City / **State** / **Zip Code**	**Site Contact**	**Lab Contact**	
Lackawanna / NY / 14218	T. Behrendt	B. Fischer	
Project Name and Location (State)	**Carrier/Waybill Number**		
Globe			
Contract/Purchase Order/Quote No			
0170-001-103			

Sample I.D. No. and Description (Containers for each sample may be combined on one line)	Date	Time	Matrix: Air	Aqueous	Sed.	Soil	Containers & Preservatives: Unpres.	H2SO4	HNO3	HCl	NaOH	ZnAc/ NaOH	TAL METALS + Pb	TCL SVOC	Analysis (Attach list if more space is needed)	Special Instructions/ Conditions of Receipt
SS-15	10/7/09	1335				X	X						1	1		
SS-16 (MS/MSD)		1343				X	X						1	1		
SS-17		1355				X	X						1	1		
Blind Dup - 4		1230				X	X						1	1		
SS-18		1410				X	X						1	1		
SS-19		1415				X	X						1	1		
SS-20		1424				X	X						1	1		
SS-21		1438				X	X						1	1		
SS-22	↓	1456				X	X						1	1		

Possible Hazard Identification
☐ Non-Hazard ☐ Flammable ☐ Skin Irritant ☐ Poison B ☒ Unknown

Sample Disposal
☐ Return To Client ☒ Disposal By Lab ☐ Archive For _____ Months (A fee may be assessed if samples are retained longer than 1 month)

Turn Around Time Required
☐ 24 Hours ☐ 48 Hours ☒ 7 Days ☐ 14 Days ☐ 21 Days ☐ Other: _____

QC Requirements (Specify) CAT B

1. Relinquished By	Date	Time	1. Received By	Date	Time
[signature]	10-8-09	8:40	[signature]	10-08-09	11:30
2. Relinquished By	Date	Time	2. Received By	Date	Time
3. Relinquished By	Date	Time	3. Received By	Date	Time

Comments: 4.6°C

DISTRIBUTION: WHITE - Returned to Client with Report, CANARY - Stays with the Sample, PINK - Field Copy

115/2725

Chain of Custody Record

Temperature on Receipt ___

Drinking Water? Yes ☐ No ☐

TestAmerica

THE LEADER IN ENVIRONMENTAL TESTING

TAL-4124 (1007)

Client: Benchmark	Project Manager: [illegible]	Date: 10-8-09	Chain of Custody Number: 133656
Address: 2550 Hamburg Turnpike	Telephone Number (Area Code)/Fax Number: 716 [illegible]	Lab Number:	Page 1 of 1
City: [illegible] State: NY Zip Code: 14[illegible]	Site Contact: Bruce Greene Lab Contact: Bruce [illegible]		
Project Name and Location (State): 3907 Highland Ave Site (Globe)	Carrier/Waybill Number:		
Contract/Purchase Order/Quote No.: 0170-001 [illegible]			

Analysis (Attach list if more space is needed)

Sample I.D. No. and Description (Containers for each sample may be combined on one line)	Date	Time	Matrix: Air	Aqueous	Sed	Soil	Containers & Preservatives: Unpres.	H2SO4	HNO3	HCl	NaOH	ZnAc/NaOH	TCL SVOC	TAL Metals	TAL Metals VOC	Special Instructions/ Conditions of Receipt
TP-10 (0-2')	10-5-09	1011				X	3						X	X	X	3 day [illegible]
TP-11 (0-2')		1145				X	2						X	X		
TP-12 (0-2')		1430				X	2						X	X		
TP-13 (0-2') + MS+MSD		1515				X	6						X	X		
TP-15 (0-2')		1600				X	2						X	X		
TP-21 (0-2')		1[illegible]				X	2						X	X		
Blind-5		0[illegible]				X	2						X	X		

Possible Hazard Identification: ☐ Non-Hazard ☐ Flammable ☐ Skin Irritant ☐ Poison B ☒ Unknown

Sample Disposal: ☐ Return To Client ☒ Disposal By Lab ☐ Archive For ___ Months (A fee may be assessed if samples are retained longer than 1 month)

Turn Around Time Required: ☐ 24 Hours ☐ 48 Hours ☒ 7 Days ☐ 14 Days ☐ 21 Days ☐ Other ___

QC Requirements (Specify): Cat B

	Date	Time		Date	Time
1. Relinquished By: Bruce Greene	10-9-09		1. Received By: [illegible]	10-09-09	11:40
2. Relinquished By:			2. Received By:		
3. Relinquished By:			3. Received By:		

Comments: 4.0°C

DISTRIBUTION: WHITE - Returned to Client with Report; CANARY - Stays with the Sample; PINK - Field Copy

1/6/2725

Chain of Custody Record

Temperature on Receipt ___ ___

Drinking Water? Yes ☐ No ☐

TestAmerica
THE LEADER IN ENVIRONMENTAL TESTING

TAL-4124 (1007)

Client: Benchmark	Project Manager: Mike Lesakowski	Date: 10-8-09	Chain of Custody Number: 133656
Address: 2558 Hamburg Turnpike	Telephone Number (Area Code)/Fax Number: 716 225-3314	Lab Number:	Page 1 of 1
City: Buffalo / State: NY / Zip Code: 14218	Site Contact: Brook Greene	Lab Contact: Brian Fisher	Analysis (Attach list if more space is needed)
Project Name and Location (State): 3807 Highland Ave Site (Globe)	Carrier/Waybill Number:		
Contract/Purchase Order/Quote No.: 0170-001-103			

Sample I.D. No. and Description (Containers for each sample may be combined on one line)	Date	Time	Matrix: Air	Aqueous	Sed.	Soil	Containers & Preservatives: Unpres.	H_2SO_4	HNO_3	HCl	NaOH	ZnAc/NaOH	TCL SVOC	TAL Metals	TCL+STARS VOC	Special Instructions/ Conditions of Receipt
TP-10 (6-8')	10-8-09	1011				X	3						X	X	X	3 day Turn on this one
TP-11 (0-2')		1145				X	2						X	X		
TP-12 (0-2')		1430				X	2						X	X		
TP-13 (0-2')+MS+MSD		1515				X	6						X	X		
TP-15 (0-2')		1600				X	2						X	X		
TP-21 (0-2')		1630				X	2						X	X		
Blind-5		0800				X	2						X	X		

Possible Hazard Identification
☐ Non-Hazard ☐ Flammable ☐ Skin Irritant ☐ Poison B ☒ Unknown

Sample Disposal
☐ Return To Client ☒ Disposal By Lab ☐ Archive For ___ Months (A fee may be assessed if samples are retained longer than 1 month)

Turn Around Time Required
☐ 24 Hours ☐ 48 Hours ☒ 7 Days per agreement ☐ 14 Days ☐ 21 Days ☐ Other ___

QC Requirements (Specify): Cat B

	Date	Time		Date	Time
1. Relinquished By: Brook Greene	10-9-09		1. Received By:	10-09-09	11:40
2. Relinquished By	Date	Time	2. Received By	Date	Time
3. Relinquished By	Date	Time	3. Received By	Date	Time

Comments

4.0°C

DISTRIBUTION: WHITE - Returned to Client with Report; CANARY - Stays with the Sample; PINK - Field Copy

1172725

TestAmerica
THE LEADER IN ENVIRONMENTAL TESTING

Analytical Report

SDG Number: RSJ0707

Project Description(s)

Work Order RSJ0707 - Benchmark - Globe site
Work Order RSJ0709 - Benchmark - Globe site
Work Order RSJ0710 - Benchmark - Globe site
Work Order RSJ0731 - Benchmark - Globe site
Work Order RSJ0763 - Benchmark - Globe site

For:

Mike Lesakowski

Benchmark Environmental & Engineering Science

2558 Hamburg Turnpike, Suite 300

Lackawanna, NY 14218



Brian Fischer

Project Manager

Brian.Fischer@testamericainc.com

Tuesday, November 3, 2009

The test results in this report meet all NELAP requirements for analytes for which accreditation is required or available. Any exception to NELAP requirements are noted in this report. Persuant to NELAP, this report may not be reproduced, except in full, without the written approval of the laboratory. All questions regarding this test report should be directed to the TestAmerica Project manager who has signed this report.

Benchmark Environmental & Engineering Science
2558 Hamburg Turnpike, Suite 300
Lackawanna, NY 14218

SDG Number: RSJ0707

Project: Benchmark - Globe site
Project Number: TURN

Received: 10/08/09-10/13/09
Reported: 11/03/09 17:10

TestAmerica Buffalo
Current Certifications

As of 1/27/2009

STATE	Program	Cert # / Lab ID
Arkansas	CWA, RCRA, SOIL	88-0686
California*	NELAP CWA, RCRA	01169CA
Connecticut	SDWA, CWA, RCRA, SOIL	PH-0568
Florida*	NELAP CWA, RCRA	E87672
Georgia*	SDWA,NELAP CWA, RCRA	956
Illinois*	NELAP SDWA, CWA, RCRA	200003
Iowa	SW/CS	374
Kansas*	NELAP SDWA, CWA, RCRA	E-10187
Kentucky	SDWA	90029
Kentucky UST	UST	30
Louisiana*	NELAP CWA, RCRA	2031
Maine	SDWA, CWA	NY0044
Maryland	SDWA	294
Massachusetts	SDWA, CWA	M-NY044
Michigan	SDWA	9937
Minnesota	SDWA,CWA, RCRA	036-999-337
New Hampshire*	NELAP SDWA, CWA	233701
New Jersey*	NELAP,SDWA, CWA, RCRA,	NY455
New York*	NELAP, AIR, SDWA, CWA, RCRA,CLP	10026
Oklahoma	CWA, RCRA	9421
Pennsylvania*	NELAP CWA,RCRA	68-00281
Tennessee	SDWA	02970
Texas*	NELAP CWA, RCRA	T104704412-08-TX
USDA	FOREIGN SOIL PERMIT	S-41579
USDOE	Department of Energy	DOECAP-STB
Virginia	SDWA	278
Washington*	NELAP CWA,RCRA	C1677
Wisconsin	CWA, RCRA	998310390
West Virginia	CWA,RCRA	252

*As required under the indicated accreditation, the test results in this report meet all NELAP requirements for parameters for which accre ditation is required or available. Any exceptions to NELAP requirements are noted in this report.

Benchmark Environmental & Engineering Science
2558 Hamburg Turnpike, Suite 300
Lackawanna, NY 14218

SDG Number: RSJ0707

Project: Benchmark - Globe site
Project Number: TURN

Received: 10/08/09-10/13/09
Reported: 11/03/09 17:10

CASE NARRATIVE

According to 40CFR Part 136.3, pH, Chlorine Residual, Dissolved Oxygen, Sulfite, and Temperature analyses are to be performed immediately after aqueous sample collection. When these parameters are not indicated as field (e.g. field-pH), they were not analyzed immediately, but as soon as possible after laboratory receipt.

There are pertinent documents appended to this report, 5 pages, are included and are an integral part of this report.

Reproduction of this analytical report is permitted only in its entirety. This report shall not be reproduced except in full without the written approval of the laboratory.

TestAmerica Laboratories, Inc. certifies that the analytical results contained herein apply only to the samples tested as received by our Laboratory.

Benchmark Environmental & Engineering Science
2558 Hamburg Turnpike, Suite 300
Lackawanna, NY 14218

SDG Number: RSJ0707

Project: Benchmark - Globe site
Project Number: TURN

Received: 10/08/09-10/13/09
Reported: 11/03/09 17:10

The requested project specific reporting limits listed below were less than lab standard quantitation limits but greater than or equal to the lab MDL. It must be noted that results reported below lab standard quantitation limits (PQL) may result in false positive/false negative values and less accurate quantitation. Routine laboratory procedures do not indicate corrective action for detections below the laboratory's PQL.

SpecificMethod	Analyte	Units	Client RL	Lab PQL
8270C	4-Methylphenol	ug/kg dry	170	330

Benchmark Environmental & Engineering Science
2558 Hamburg Turnpike, Suite 300
Lackawanna, NY 14218

SDG Number: RSJ0707

Project: Benchmark - Globe site
Project Number: TURN

Received: 10/08/09-10/13/09
Reported: 11/03/09 17:10

DATA QUALIFIERS AND DEFINITIONS

B	Analyte was detected in the associated Method Blank.
C	Calibration Verification recovery was above the method control limit for this analyte. Analyte not detected, data not impacted.
C4	Calibration Verification recovery was below the method control limit for this analyte.
C7	Calibration Verification recovery was below the method control limit due to matrix interference carried over from analytical samples. The matrix interference was confirmed by reanalysis with the same result.
D02	Dilution required due to sample matrix effects
D08	Dilution required due to high concentration of target analyte(s)
D10	Dilution required due to sample color
D12	Dilution required due to sample viscosity
ID4	Benzo(b)fluoranthene coelutes with Benzo(k)fluoranthene. The reported result is a summation of the isomers and the concentration is based on the response factor of Benzo(b)fluoranthene
J	Analyte detected at a level less than the Reporting Limit (RL) and greater than or equal to the Method Detection Limit (MDL). Concentrations within this range are estimated.
L	Laboratory Control Sample and/or Laboratory Control Sample Duplicate recovery was above the acceptance limits. Analyte not detected, data not impacted.
L1	Laboratory Control Sample and/or Laboratory Control Sample Duplicate recovery was above acceptance limits.
L2	Laboratory Control Sample and/or Laboratory Control Sample Duplicate recovery was below acceptance limits.
L5	Analyte recovery outside of specified criteria. Individual analyte criteria exceedences allowed for multi-component analyses without disqualification of data per NELAC Standard, DOD QSM and/or AFCEE QAPP.
M1	The MS and/or MSD were outside the acceptance limits due to sample matrix interference. See Blank Spike (LCS).
M14	The Matrix Spike exhibited results outside of the quality control limits. However, the Matrix Spike Duplicate and Blank Spike (LCS) were acceptable.
M4	The sample required a dilution due to matrix interference. Because of this dilution, the matrix spike concentrations in the sample were reduced to a level where the recovery calculation does not provide useful information. See Blank Spike (LCS).
M7	The MS and/or MSD were above the acceptance limits. See Blank Spike (LCS).
M8	The MS and/or MSD were below the acceptance limits. See Blank Spike (LCS).
MHA	Due to high levels of analyte in the sample, the MS/MSD calculation does not provide useful spike recovery information. See Blank Spike (LCS).
QFL	Florisil clean-up (EPA 3620) performed on extract.
R2	The RPD exceeded the acceptance limit.
R3	The RPD exceeded the acceptance limit due to sample matrix effects.
Z3	The sample required a dilution due to the nature of the sample matrix. Because of this dilution, the surrogate spike concentration in the sample was reduced to a level where the recovery calculation does not provide useful information.
NR	Any inclusion of NR indicates that the project specific requirements do not require reporting estimated values below the laboratory reporting limit.

ADDITIONAL COMMENTS

Results are reported on a wet weight basis unless otherwise noted.

Benchmark Environmental & Engineering Science
2558 Hamburg Turnpike, Suite 300
Lackawanna, NY 14218

SDG Number: RSJ0707

Project: Benchmark - Globe site
Project Number: TURN

Received: 10/08/09-10/13/09
Reported: 11/03/09 17:10

Executive Summary - Detections

Analyte	Sample Result	Data Qualifiers	RL	MDL	Units	Dil Fac	Date Analyzed	Lab Tech	Batch	Method
Client ID: BLIND 6 (RSJ0709-07 - Solid)					**Sampled: 10/09/09 08:00**		**Recvd: 10/09/09 16:20**			
Semivolatile Organics by GC/MS										
2-Methylnaphthalene	**46**	D12,J	900	11	ug/kg dry	5.00	10/14/09 23:19	JRS	9J13045	8270C
Fluoranthene	**120**	D12,J	900	13	ug/kg dry	5.00	10/14/09 23:19	JRS	9J13045	8270C
Phenanthrene	**270**	D12,J	900	19	ug/kg dry	5.00	10/14/09 23:19	JRS	9J13045	8270C
Pyrene	**150**	D12,J	900	5.8	ug/kg dry	5.00	10/14/09 23:19	JRS	9J13045	8270C
Total Metals by SW 846 Series Methods										
Aluminum	**1160**		10.6	NR	mg/kg dry	1.00	10/14/09 15:55	LMH	9J13012	6010B
Arsenic	**7.9**		2.1	NR	mg/kg dry	1.00	10/14/09 15:55	LMH	9J13012	6010B
Barium	**31.2**		0.530	NR	mg/kg dry	1.00	10/14/09 15:55	LMH	9J13012	6010B
Cadmium	**1.11**		0.212	NR	mg/kg dry	1.00	10/14/09 15:55	LMH	9J13012	6010B
Calcium	**5440**		53.0	NR	mg/kg dry	1.00	10/14/09 15:55	LMH	9J13012	6010B
Chromium	**236**		0.530	NR	mg/kg dry	1.00	10/14/09 15:55	LMH	9J13012	6010B
Cobalt	**8.80**		0.530	NR	mg/kg dry	1.00	10/14/09 15:55	LMH	9J13012	6010B
Copper	**265**		1.1	NR	mg/kg dry	1.00	10/14/09 15:55	LMH	9J13012	6010B
Iron	**102000**	D08	53.0	NR	mg/kg dry	5.00	10/15/09 15:39	DAN	9J13012	6010B
Lead	**138**		1.1	NR	mg/kg dry	1.00	10/14/09 15:55	LMH	9J13012	6010B
Magnesium	**1400**		21.2	NR	mg/kg dry	1.00	10/14/09 15:55	LMH	9J13012	6010B
Manganese	**1030**		0.2	NR	mg/kg dry	1.00	10/14/09 15:55	LMH	9J13012	6010B
Nickel	**86.2**		5.30	NR	mg/kg dry	1.00	10/14/09 15:55	LMH	9J13012	6010B
Potassium	**203**		31.8	NR	mg/kg dry	1.00	10/14/09 15:55	LMH	9J13012	6010B
Vanadium	**8.03**		0.530	NR	mg/kg dry	1.00	10/14/09 15:55	LMH	9J13012	6010B
Zinc	**313**		2.1	NR	mg/kg dry	1.00	10/14/09 15:55	LMH	9J13012	6010B
Mercury	**0.0234**		0.0230	NR	mg/kg dry	1.00	10/14/09 21:17	MXM	9J13028	7471A
General Chemistry Parameters										
Percent Solids	**92**		0.010	NR	%	1.00	10/13/09 15:42	JRR	9J13041	Dry Weight
Client ID: BLIND 7 (RSJ0709-08 - Solid)					**Sampled: 10/09/09 08:00**		**Recvd: 10/09/09 16:20**			
Organochlorine Pesticides by EPA Method 8081A										
4,4'-DDT	**18**	QFL, D10,C4, J	19	4.3	ug/kg dry	10.0	10/15/09 15:12	DGB	9J13048	8081A
Endrin [2C]	**8.3**	QFL, D10,J	19	6.1	ug/kg dry	10.0	10/15/09 15:12	DGB	9J13048	8081A
Polychlorinated Biphenyls by EPA Method 8082										
Aroclor 1242	**15**	C7,J	19	4.1	ug/kg dry	1.00	10/14/09 23:32	JxM	9J13046	8082
Aroclor 1254	**38**	C7	19	4.0	ug/kg dry	1.00	10/14/09 23:32	JxM	9J13046	8082
Aroclor 1260	**68**	C7	19	4.0	ug/kg dry	1.00	10/14/09 23:32	JxM	9J13046	8082
General Chemistry Parameters										
Percent Solids	**88**		0.010	NR	%	1.00	10/13/09 15:44	JRR	9J13041	Dry Weight
Client ID: BLIND-2 (RSJ0731-02 - Solid)					**Sampled: 10/07/09 15:40**		**Recvd: 10/09/09 11:40**			
Semivolatile Organics by GC/MS										
Acenaphthene	**170**	D12,J	4100	48	ug/kg dry	20.0	10/15/09 18:41	JRS	9J10011	8270C
Anthracene	**310**	D12,J	4100	100	ug/kg dry	20.0	10/15/09 18:41	JRS	9J10011	8270C
Benzo(a)anthracene	**1200**	D12,J	4100	70	ug/kg dry	20.0	10/15/09 18:41	JRS	9J10011	8270C

Benchmark Environmental & Engineering Science
2558 Hamburg Turnpike, Suite 300
Lackawanna, NY 14218

SDG Number: RSJ0707

Project: Benchmark - Globe site
Project Number: TURN

Received: 10/08/09-10/13/09
Reported: 11/03/09 17:10

Executive Summary - Detections

Analyte	Sample Result	Data Qualifiers	RL	MDL	Units	Dil Fac	Date Analyzed	Lab Tech	Batch	Method
Client ID: BLIND-2 (RSJ0731-02 - Solid) - cont.						**Sampled: 10/07/09 15:40**		**Recvd: 10/09/09 11:40**		
Semivolatile Organics by GC/MS - cont.										
Benzo(a)pyrene	**1500**	D12,J	4100	98	ug/kg dry	20.0	10/15/09 18:41	JRS	9J10011	8270C
Benzo(b)fluoranthene	**1500**	D12,J	4100	79	ug/kg dry	20.0	10/15/09 18:41	JRS	9J10011	8270C
Benzo(k)fluoranthene	**820**	D12,J	4100	45	ug/kg dry	20.0	10/15/09 18:41	JRS	9J10011	8270C
Carbazole	**210**	D12,J	4100	47	ug/kg dry	20.0	10/15/09 18:41	JRS	9J10011	8270C
Chrysene	**1300**	D12,J	4100	41	ug/kg dry	20.0	10/15/09 18:41	JRS	9J10011	8270C
Fluoranthene	**2100**	D12,J	4100	59	ug/kg dry	20.0	10/15/09 18:41	JRS	9J10011	8270C
Indeno(1,2,3-cd)pyrene	**1100**	D12,J	4100	110	ug/kg dry	20.0	10/15/09 18:41	JRS	9J10011	8270C
Phenanthrene	**1500**	D12,J	4100	86	ug/kg dry	20.0	10/15/09 18:41	JRS	9J10011	8270C
Pyrene	**1700**	D12,J	4100	26	ug/kg dry	20.0	10/15/09 18:41	JRS	9J10011	8270C
Total Metals by SW 846 Series Methods										
Aluminum	**7830**		11.7	NR	mg/kg dry	1.00	10/15/09 14:15	DAN	9J12051	6010B
Arsenic	**5.3**		2.3	NR	mg/kg dry	1.00	10/15/09 14:15	DAN	9J12051	6010B
Barium	**42.7**		0.587	NR	mg/kg dry	1.00	10/15/09 14:15	DAN	9J12051	6010B
Beryllium	**0.473**		0.235	NR	mg/kg dry	1.00	10/15/09 14:15	DAN	9J12051	6010B
Cadmium	**0.636**		0.235	NR	mg/kg dry	1.00	10/15/09 14:15	DAN	9J12051	6010B
Calcium	**101000**	D08	293	NR	mg/kg dry	5.00	10/15/09 19:24	DAN	9J12051	6010B
Chromium	**51.3**		0.587	NR	mg/kg dry	1.00	10/15/09 14:15	DAN	9J12051	6010B
Cobalt	**7.15**		0.587	NR	mg/kg dry	1.00	10/15/09 14:15	DAN	9J12051	6010B
Copper	**26.7**		1.2	NR	mg/kg dry	1.00	10/15/09 14:15	DAN	9J12051	6010B
Iron	**15800**		11.7	NR	mg/kg dry	1.00	10/15/09 14:15	DAN	9J12051	6010B
Lead	**79.1**		1.2	NR	mg/kg dry	1.00	10/15/09 14:15	DAN	9J12051	6010B
Magnesium	**59300**	D08	117	NR	mg/kg dry	5.00	10/15/09 19:24	DAN	9J12051	6010B
Manganese	**640**		0.2	NR	mg/kg dry	1.00	10/15/09 14:15	DAN	9J12051	6010B
Nickel	**41.8**		5.87	NR	mg/kg dry	1.00	10/15/09 14:15	DAN	9J12051	6010B
Potassium	**1060**		35.2	NR	mg/kg dry	1.00	10/15/09 14:15	DAN	9J12051	6010B
Sodium	**542**		164	NR	mg/kg dry	1.00	10/15/09 14:15	DAN	9J12051	6010B
Vanadium	**21.5**		0.587	NR	mg/kg dry	1.00	10/15/09 14:15	DAN	9J12051	6010B
Zinc	**326**		2.3	NR	mg/kg dry	1.00	10/15/09 14:15	DAN	9J12051	6010B
Mercury	**0.0504**		0.0222	NR	mg/kg dry	1.00	10/14/09 20:50	MXM	9J13028	7471A
General Chemistry Parameters										
Percent Solids	**82**		0.010	NR	%	1.00	10/13/09 12:53	SMS	9J12049	Dry Weight

Benchmark Environmental & Engineering Science
2558 Hamburg Turnpike, Suite 300
Lackawanna, NY 14218

SDG Number: RSJ0707

Project: Benchmark - Globe site
Project Number: TURN

Received: 10/08/09-10/13/09
Reported: 11/03/09 17:10

Executive Summary - Detections

Analyte	Sample Result	Data Qualifiers	RL	MDL	Units	Dil Fac	Date Analyzed	Lab Tech	Batch	Method
Client ID: SS-23 (RSJ0707-01 - Solid)						**Sampled: 10/09/09 08:50**		**Recvd: 10/09/09 16:20**		
Semivolatile Organics by GC/MS										
2-Methylnaphthalene	**210**	D12,J	3900	46	ug/kg dry	20.0	10/14/09 19:22	JRS	9J13045	8270C
Benzo(a)anthracene	**320**	D12,J	3900	66	ug/kg dry	20.0	10/14/09 19:22	JRS	9J13045	8270C
Benzo(b)fluoranthene	**400**	D12,J	3900	74	ug/kg dry	20.0	10/14/09 19:22	JRS	9J13045	8270C
Chrysene	**300**	D12,J	3900	38	ug/kg dry	20.0	10/14/09 19:22	JRS	9J13045	8270C
Fluoranthene	**500**	D12,J	3900	56	ug/kg dry	20.0	10/14/09 19:22	JRS	9J13045	8270C
Phenanthrene	**450**	D12,J	3900	80	ug/kg dry	20.0	10/14/09 19:22	JRS	9J13045	8270C
Pyrene	**380**	D12,J	3900	25	ug/kg dry	20.0	10/14/09 19:22	JRS	9J13045	8270C
Polychlorinated Biphenyls by EPA Method 8082										
Aroclor 1242	**4.4**	C7,J	19	4.1	ug/kg dry	1.00	10/15/09 00:27	JxM	9J13046	8082
Aroclor 1254	**14**	C7,J	19	4.0	ug/kg dry	1.00	10/15/09 00:27	JxM	9J13046	8082
Total Metals by SW 846 Series Methods										
Aluminum	**7760**		12.2	NR	mg/kg dry	1.00	10/14/09 14:33	LMH	9J13012	6010B
Arsenic	**4.7**		2.4	NR	mg/kg dry	1.00	10/14/09 14:33	LMH	9J13012	6010B
Barium	**109**		0.609	NR	mg/kg dry	1.00	10/14/09 14:33	LMH	9J13012	6010B
Beryllium	**0.471**		0.244	NR	mg/kg dry	1.00	10/14/09 14:33	LMH	9J13012	6010B
Cadmium	**0.280**		0.244	NR	mg/kg dry	1.00	10/14/09 14:33	LMH	9J13012	6010B
Calcium	**47100**		60.9	NR	mg/kg dry	1.00	10/14/09 14:33	LMH	9J13012	6010B
Chromium	**85.8**		0.609	NR	mg/kg dry	1.00	10/14/09 14:33	LMH	9J13012	6010B
Cobalt	**9.40**		0.609	NR	mg/kg dry	1.00	10/14/09 14:33	LMH	9J13012	6010B
Copper	**30.8**		1.2	NR	mg/kg dry	1.00	10/14/09 14:33	LMH	9J13012	6010B
Iron	**20900**		12.2	NR	mg/kg dry	1.00	10/14/09 14:33	LMH	9J13012	6010B
Lead	**18.9**		1.2	NR	mg/kg dry	1.00	10/14/09 14:33	LMH	9J13012	6010B
Magnesium	**12700**		24.4	NR	mg/kg dry	1.00	10/14/09 14:33	LMH	9J13012	6010B
Manganese	**1260**		0.2	NR	mg/kg dry	1.00	10/14/09 14:33	LMH	9J13012	6010B
Nickel	**39.5**		6.09	NR	mg/kg dry	1.00	10/14/09 14:33	LMH	9J13012	6010B
Potassium	**1360**		36.5	NR	mg/kg dry	1.00	10/14/09 14:33	LMH	9J13012	6010B
Vanadium	**17.6**		0.609	NR	mg/kg dry	1.00	10/14/09 14:33	LMH	9J13012	6010B
Zinc	**102**		2.4	NR	mg/kg dry	1.00	10/14/09 14:33	LMH	9J13012	6010B
General Chemistry Parameters										
Percent Solids	**87**		0.010	NR	%	1.00	10/13/09 15:22	JRR	9J13041	Dry Weight

Benchmark Environmental & Engineering Science
2558 Hamburg Turnpike, Suite 300
Lackawanna, NY 14218

SDG Number: RSJ0707

Project: Benchmark - Globe site
Project Number: TURN

Received: 10/08/09-10/13/09
Reported: 11/03/09 17:10

Executive Summary - Detections

Analyte	Sample Result	Data Qualifiers	RL	MDL	Units	Dil Fac	Date Analyzed	Lab Tech	Batch	Method
Client ID: SS-24 (RSJ0707-02 - Solid)						**Sampled: 10/09/09 09:00**		**Recvd: 10/09/09 16:20**		
Semivolatile Organics by GC/MS										
Benzo(a)anthracene	**320**	D12,J	4400	76	ug/kg dry	20.0	10/14/09 19:45	JRS	9J13045	8270C
Benzo(b)fluoranthene	**370**	D12,J	4400	85	ug/kg dry	20.0	10/14/09 19:45	JRS	9J13045	8270C
Chrysene	**260**	D12,J	4400	44	ug/kg dry	20.0	10/14/09 19:45	JRS	9J13045	8270C
Fluoranthene	**420**	D12,J	4400	64	ug/kg dry	20.0	10/14/09 19:45	JRS	9J13045	8270C
Phenanthrene	**230**	D12,J	4400	92	ug/kg dry	20.0	10/14/09 19:45	JRS	9J13045	8270C
Pyrene	**460**	D12,J	4400	28	ug/kg dry	20.0	10/14/09 19:45	JRS	9J13045	8270C
Polychlorinated Biphenyls by EPA Method 8082										
Aroclor 1254	**17**	C7,J	22	4.6	ug/kg dry	1.00	10/15/09 00:45	JxM	9J13046	8082
Total Metals by SW 846 Series Methods										
Aluminum	**13300**		14.3	NR	mg/kg dry	1.00	10/14/09 14:38	LMH	9J13012	6010B
Arsenic	**5.3**		2.9	NR	mg/kg dry	1.00	10/14/09 14:38	LMH	9J13012	6010B
Barium	**121**		0.717	NR	mg/kg dry	1.00	10/14/09 14:38	LMH	9J13012	6010B
Beryllium	**0.633**		0.287	NR	mg/kg dry	1.00	10/14/09 14:38	LMH	9J13012	6010B
Cadmium	**0.735**		0.287	NR	mg/kg dry	1.00	10/14/09 14:38	LMH	9J13012	6010B
Calcium	**12400**		71.7	NR	mg/kg dry	1.00	10/14/09 14:38	LMH	9J13012	6010B
Chromium	**34.0**		0.717	NR	mg/kg dry	1.00	10/14/09 14:38	LMH	9J13012	6010B
Cobalt	**11.5**		0.717	NR	mg/kg dry	1.00	10/14/09 14:38	LMH	9J13012	6010B
Copper	**37.7**		1.4	NR	mg/kg dry	1.00	10/14/09 14:38	LMH	9J13012	6010B
Iron	**21400**		14.3	NR	mg/kg dry	1.00	10/14/09 14:38	LMH	9J13012	6010B
Lead	**46.2**		1.4	NR	mg/kg dry	1.00	10/14/09 14:38	LMH	9J13012	6010B
Magnesium	**7660**		28.7	NR	mg/kg dry	1.00	10/14/09 14:38	LMH	9J13012	6010B
Manganese	**779**		0.3	NR	mg/kg dry	1.00	10/14/09 14:38	LMH	9J13012	6010B
Nickel	**32.6**		7.17	NR	mg/kg dry	1.00	10/14/09 14:38	LMH	9J13012	6010B
Potassium	**2070**		43.0	NR	mg/kg dry	1.00	10/14/09 14:38	LMH	9J13012	6010B
Vanadium	**27.1**		0.717	NR	mg/kg dry	1.00	10/14/09 14:38	LMH	9J13012	6010B
Zinc	**275**		2.9	NR	mg/kg dry	1.00	10/14/09 14:38	LMH	9J13012	6010B
Mercury	**0.0763**		0.0254	NR	mg/kg dry	1.00	10/14/09 20:53	MXM	9J13028	7471A
General Chemistry Parameters										
Percent Solids	**75**		0.010	NR	%	1.00	10/13/09 15:24	JRR	9J13041	Dry Weight

Benchmark Environmental & Engineering Science
2558 Hamburg Turnpike, Suite 300
Lackawanna, NY 14218

SDG Number: RSJ0707

Project: Benchmark - Globe site
Project Number: TURN

Received: 10/08/09-10/13/09
Reported: 11/03/09 17:10

Executive Summary - Detections

Analyte	Sample Result	Data Qualifiers	RL	MDL	Units	Dil Fac	Date Analyzed	Lab Tech	Batch	Method
Client ID: SS-25 (RSJ0707-03 - Solid)						**Sampled: 10/09/09 09:05**		**Recvd: 10/09/09 16:20**		
Semivolatile Organics by GC/MS										
Benzo(a)anthracene	**730**	D12,J	4900	84	ug/kg dry	20.0	10/14/09 20:09	JRS	9J13045	8270C
Benzo(b)fluoranthene	**730**	D12,J	4900	94	ug/kg dry	20.0	10/14/09 20:09	JRS	9J13045	8270C
Benzo(k)fluoranthene	**510**	D12,J	4900	54	ug/kg dry	20.0	10/14/09 20:09	JRS	9J13045	8270C
Chrysene	**600**	D12,J	4900	49	ug/kg dry	20.0	10/14/09 20:09	JRS	9J13045	8270C
Fluoranthene	**910**	D12,J	4900	70	ug/kg dry	20.0	10/14/09 20:09	JRS	9J13045	8270C
Indeno(1,2,3-cd)pyrene	**370**	D12,J	4900	130	ug/kg dry	20.0	10/14/09 20:09	JRS	9J13045	8270C
Phenanthrene	**680**	D12,J	4900	100	ug/kg dry	20.0	10/14/09 20:09	JRS	9J13045	8270C
Pyrene	**830**	D12,J	4900	31	ug/kg dry	20.0	10/14/09 20:09	JRS	9J13045	8270C
Polychlorinated Biphenyls by EPA Method 8082										
Aroclor 1254	**26**	C7	24	5.1	ug/kg dry	1.00	10/15/09 01:03	JxM	9J13046	8082
Total Metals by SW 846 Series Methods										
Aluminum	**8360**		16.1	NR	mg/kg dry	1.00	10/14/09 14:43	LMH	9J13012	6010B
Arsenic	**12.3**		3.2	NR	mg/kg dry	1.00	10/14/09 14:43	LMH	9J13012	6010B
Barium	**108**		0.805	NR	mg/kg dry	1.00	10/14/09 14:43	LMH	9J13012	6010B
Beryllium	**0.560**		0.322	NR	mg/kg dry	1.00	10/14/09 14:43	LMH	9J13012	6010B
Cadmium	**1.38**		0.322	NR	mg/kg dry	1.00	10/14/09 14:43	LMH	9J13012	6010B
Calcium	**15500**		80.5	NR	mg/kg dry	1.00	10/14/09 14:43	LMH	9J13012	6010B
Chromium	**234**		0.805	NR	mg/kg dry	1.00	10/14/09 14:43	LMH	9J13012	6010B
Cobalt	**16.8**		0.805	NR	mg/kg dry	1.00	10/14/09 14:43	LMH	9J13012	6010B
Copper	**155**		1.6	NR	mg/kg dry	1.00	10/14/09 14:43	LMH	9J13012	6010B
Iron	**72200**		16.1	NR	mg/kg dry	1.00	10/14/09 14:43	LMH	9J13012	6010B
Lead	**364**		1.6	NR	mg/kg dry	1.00	10/14/09 14:43	LMH	9J13012	6010B
Magnesium	**9700**		32.2	NR	mg/kg dry	1.00	10/14/09 14:43	LMH	9J13012	6010B
Manganese	**1190**		0.3	NR	mg/kg dry	1.00	10/14/09 14:43	LMH	9J13012	6010B
Nickel	**175**		8.05	NR	mg/kg dry	1.00	10/14/09 14:43	LMH	9J13012	6010B
Potassium	**2120**		48.3	NR	mg/kg dry	1.00	10/14/09 14:43	LMH	9J13012	6010B
Vanadium	**26.3**		0.805	NR	mg/kg dry	1.00	10/14/09 14:43	LMH	9J13012	6010B
Zinc	**410**		3.2	NR	mg/kg dry	1.00	10/14/09 14:43	LMH	9J13012	6010B
Mercury	**0.0710**		0.0302	NR	mg/kg dry	1.00	10/14/09 20:55	MXM	9J13028	7471A
General Chemistry Parameters										
Percent Solids	**68**		0.010	NR	%	1.00	10/13/09 15:26	JRR	9J13041	Dry Weight

Benchmark Environmental & Engineering Science
2558 Hamburg Turnpike, Suite 300
Lackawanna, NY 14218

SDG Number: RSJ0707

Project: Benchmark - Globe site
Project Number: TURN

Received: 10/08/09-10/13/09
Reported: 11/03/09 17:10

Executive Summary - Detections

Analyte	Sample Result	Data Qualifiers	RL	MDL	Units	Dil Fac	Date Analyzed	Lab Tech	Batch	Method
Client ID: SS-26 (RSJ0707-04 - Solid)						**Sampled: 10/09/09 09:15**		**Recvd: 10/09/09 16:20**		
Semivolatile Organics by GC/MS										
Benzo(a)anthracene	**400**	D12,J	4400	76	ug/kg dry	20.0	10/14/09 20:33	JRS	9J13045	8270C
Benzo(b)fluoranthene	**290**	D12,J	4400	86	ug/kg dry	20.0	10/14/09 20:33	JRS	9J13045	8270C
Chrysene	**260**	D12,J	4400	44	ug/kg dry	20.0	10/14/09 20:33	JRS	9J13045	8270C
Fluoranthene	**440**	D12,J	4400	64	ug/kg dry	20.0	10/14/09 20:33	JRS	9J13045	8270C
Phenanthrene	**230**	D12,J	4400	93	ug/kg dry	20.0	10/14/09 20:33	JRS	9J13045	8270C
Polychlorinated Biphenyls by EPA Method 8082										
Aroclor 1254	**13**	C7,J	22	4.6	ug/kg dry	1.00	10/15/09 01:22	JxM	9J13046	8082
Total Metals by SW 846 Series Methods										
Aluminum	**11300**		12.5	NR	mg/kg dry	1.00	10/14/09 14:48	LMH	9J13012	6010B
Arsenic	**4.5**		2.5	NR	mg/kg dry	1.00	10/14/09 14:48	LMH	9J13012	6010B
Barium	**150**		0.623	NR	mg/kg dry	1.00	10/14/09 14:48	LMH	9J13012	6010B
Beryllium	**0.705**		0.249	NR	mg/kg dry	1.00	10/14/09 14:48	LMH	9J13012	6010B
Cadmium	**0.442**		0.249	NR	mg/kg dry	1.00	10/14/09 14:48	LMH	9J13012	6010B
Calcium	**32400**		62.3	NR	mg/kg dry	1.00	10/14/09 14:48	LMH	9J13012	6010B
Chromium	**55.0**		0.623	NR	mg/kg dry	1.00	10/14/09 14:48	LMH	9J13012	6010B
Cobalt	**11.2**		0.623	NR	mg/kg dry	1.00	10/14/09 14:48	LMH	9J13012	6010B
Copper	**27.4**		1.2	NR	mg/kg dry	1.00	10/14/09 14:48	LMH	9J13012	6010B
Iron	**20300**		12.5	NR	mg/kg dry	1.00	10/14/09 14:48	LMH	9J13012	6010B
Lead	**78.4**		1.2	NR	mg/kg dry	1.00	10/14/09 14:48	LMH	9J13012	6010B
Magnesium	**18600**		24.9	NR	mg/kg dry	1.00	10/14/09 14:48	LMH	9J13012	6010B
Manganese	**636**		0.2	NR	mg/kg dry	1.00	10/14/09 14:48	LMH	9J13012	6010B
Nickel	**49.9**		6.23	NR	mg/kg dry	1.00	10/14/09 14:48	LMH	9J13012	6010B
Potassium	**2010**		37.4	NR	mg/kg dry	1.00	10/14/09 14:48	LMH	9J13012	6010B
Vanadium	**26.9**		0.623	NR	mg/kg dry	1.00	10/14/09 14:48	LMH	9J13012	6010B
Zinc	**132**		2.5	NR	mg/kg dry	1.00	10/14/09 14:48	LMH	9J13012	6010B
Mercury	**0.0441**		0.0275	NR	mg/kg dry	1.00	10/14/09 20:57	MXM	9J13028	7471A
General Chemistry Parameters										
Percent Solids	**76**		0.010	NR	%	1.00	10/13/09 15:28	JRR	9J13041	Dry Weight

Benchmark Environmental & Engineering Science
2558 Hamburg Turnpike, Suite 300
Lackawanna, NY 14218

SDG Number: RSJ0707

Project: Benchmark - Globe site
Project Number: TURN

Received: 10/08/09-10/13/09
Reported: 11/03/09 17:10

Executive Summary - Detections

Analyte	Sample Result	Data Qualifiers	RL	MDL	Units	Dil Fac	Date Analyzed	Lab Tech	Batch	Method
Client ID: SS-27 (RSJ0707-05 - Solid)						**Sampled: 10/09/09 09:21**		**Recvd: 10/09/09 16:20**		
Semivolatile Organics by GC/MS										
Benzo(a)anthracene	**380**	D12,J	4300	74	ug/kg dry	20.0	10/14/09 20:57	JRS	9J13045	8270C
Benzo(b)fluoranthene	**530**	D12,J	4300	83	ug/kg dry	20.0	10/14/09 20:57	JRS	9J13045	8270C
Chrysene	**380**	D12,J	4300	43	ug/kg dry	20.0	10/14/09 20:57	JRS	9J13045	8270C
Fluoranthene	**540**	D12,J	4300	62	ug/kg dry	20.0	10/14/09 20:57	JRS	9J13045	8270C
Phenanthrene	**380**	D12,J	4300	89	ug/kg dry	20.0	10/14/09 20:57	JRS	9J13045	8270C
Polychlorinated Biphenyls by EPA Method 8082										
Aroclor 1242	**6.9**	C7,J	21	4.5	ug/kg dry	1.00	10/15/09 01:40	JxM	9J13046	8082
Aroclor 1254	**24**	C7	21	4.4	ug/kg dry	1.00	10/15/09 01:40	JxM	9J13046	8082
Total Metals by SW 846 Series Methods										
Aluminum	**6230**		11.7	NR	mg/kg dry	1.00	10/14/09 14:53	LMH	9J13012	6010B
Arsenic	**4.0**		2.3	NR	mg/kg dry	1.00	10/14/09 14:53	LMH	9J13012	6010B
Barium	**224**		0.585	NR	mg/kg dry	1.00	10/14/09 14:53	LMH	9J13012	6010B
Beryllium	**0.505**		0.234	NR	mg/kg dry	1.00	10/14/09 14:53	LMH	9J13012	6010B
Cadmium	**3.21**		0.234	NR	mg/kg dry	1.00	10/14/09 14:53	LMH	9J13012	6010B
Calcium	**109000**	D08	292	NR	mg/kg dry	5.00	10/15/09 14:43	DAN	9J13012	6010B
Chromium	**83.1**		0.585	NR	mg/kg dry	1.00	10/14/09 14:53	LMH	9J13012	6010B
Cobalt	**6.28**		0.585	NR	mg/kg dry	1.00	10/14/09 14:53	LMH	9J13012	6010B
Copper	**27.2**		1.2	NR	mg/kg dry	1.00	10/14/09 14:53	LMH	9J13012	6010B
Iron	**13600**		11.7	NR	mg/kg dry	1.00	10/14/09 14:53	LMH	9J13012	6010B
Lead	**116**		1.2	NR	mg/kg dry	1.00	10/14/09 14:53	LMH	9J13012	6010B
Magnesium	**61600**	D08	117	NR	mg/kg dry	5.00	10/15/09 14:43	DAN	9J13012	6010B
Manganese	**525**		0.2	NR	mg/kg dry	1.00	10/14/09 14:53	LMH	9J13012	6010B
Nickel	**46.2**		5.85	NR	mg/kg dry	1.00	10/14/09 14:53	LMH	9J13012	6010B
Potassium	**1300**		35.1	NR	mg/kg dry	1.00	10/14/09 14:53	LMH	9J13012	6010B
Sodium	**186**		164	NR	mg/kg dry	1.00	10/14/09 14:53	LMH	9J13012	6010B
Vanadium	**20.0**		0.585	NR	mg/kg dry	1.00	10/14/09 14:53	LMH	9J13012	6010B
Zinc	**1720**	D08	11.7	NR	mg/kg dry	5.00	10/15/09 14:43	DAN	9J13012	6010B
Mercury	**0.0952**		0.0244	NR	mg/kg dry	1.00	10/14/09 20:58	MXM	9J13028	7471A
General Chemistry Parameters										
Percent Solids	**78**		0.010	NR	%	1.00	10/13/09 15:30	JRR	9J13041	Dry Weight

Benchmark Environmental & Engineering Science
2558 Hamburg Turnpike, Suite 300
Lackawanna, NY 14218

SDG Number: RSJ0707

Project: Benchmark - Globe site
Project Number: TURN

Received: 10/08/09-10/13/09
Reported: 11/03/09 17:10

Executive Summary - Detections

Analyte	Sample Result	Data Qualifiers	RL	MDL	Units	Dil Fac	Date Analyzed	Lab Tech	Batch	Method
Client ID: SS-28 (RSJ0707-06 - Solid)						**Sampled: 10/09/09 09:50**		**Recvd: 10/09/09 16:20**		
Semivolatile Organics by GC/MS										
2-Methylnaphthalene	**770**	D12,J	4500	54	ug/kg dry	20.0	10/14/09 21:21	JRS	9J13045	8270C
Anthracene	**260**	D12,J	4500	110	ug/kg dry	20.0	10/14/09 21:21	JRS	9J13045	8270C
Benzo(a)anthracene	**670**	D12,J	4500	77	ug/kg dry	20.0	10/14/09 21:21	JRS	9J13045	8270C
Benzo(ghi)perylene	**530**	D12,J	4500	54	ug/kg dry	20.0	10/14/09 21:21	JRS	9J13045	8270C
Chrysene	**750**	D12,J	4500	45	ug/kg dry	20.0	10/14/09 21:21	JRS	9J13045	8270C
Fluoranthene	**1200**	D12,J	4500	65	ug/kg dry	20.0	10/14/09 21:21	JRS	9J13045	8270C
Fluorene	**220**	D12,J	4500	100	ug/kg dry	20.0	10/14/09 21:21	JRS	9J13045	8270C
Indeno(1,2,3-cd)pyrene	**330**	D12,J	4500	120	ug/kg dry	20.0	10/14/09 21:21	JRS	9J13045	8270C
Naphthalene	**580**	D12,J	4500	74	ug/kg dry	20.0	10/14/09 21:21	JRS	9J13045	8270C
Phenanthrene	**1300**	D12,J	4500	94	ug/kg dry	20.0	10/14/09 21:21	JRS	9J13045	8270C
Pyrene	**1100**	D12,J	4500	29	ug/kg dry	20.0	10/14/09 21:21	JRS	9J13045	8270C
Polychlorinated Biphenyls by EPA Method 8082										
Aroclor 1254	**14**	C7,J	22	4.7	ug/kg dry	1.00	10/15/09 01:58	JxM	9J13046	8082
Total Metals by SW 846 Series Methods										
Aluminum	**3020**		12.7	NR	mg/kg dry	1.00	10/14/09 15:11	LMH	9J13012	6010B
Arsenic	**6.7**		2.5	NR	mg/kg dry	1.00	10/14/09 15:11	LMH	9J13012	6010B
Barium	**61.6**		0.637	NR	mg/kg dry	1.00	10/14/09 15:11	LMH	9J13012	6010B
Beryllium	**0.433**		0.255	NR	mg/kg dry	1.00	10/14/09 15:11	LMH	9J13012	6010B
Cadmium	**1.98**		0.255	NR	mg/kg dry	1.00	10/14/09 15:11	LMH	9J13012	6010B
Calcium	**55300**		63.7	NR	mg/kg dry	1.00	10/14/09 15:11	LMH	9J13012	6010B
Chromium	**149**		0.637	NR	mg/kg dry	1.00	10/14/09 15:11	LMH	9J13012	6010B
Cobalt	**7.22**		0.637	NR	mg/kg dry	1.00	10/14/09 15:11	LMH	9J13012	6010B
Copper	**92.5**		1.3	NR	mg/kg dry	1.00	10/14/09 15:11	LMH	9J13012	6010B
Iron	**23800**		12.7	NR	mg/kg dry	1.00	10/14/09 15:11	LMH	9J13012	6010B
Lead	**94.4**		1.3	NR	mg/kg dry	1.00	10/14/09 15:11	LMH	9J13012	6010B
Magnesium	**21200**		25.5	NR	mg/kg dry	1.00	10/14/09 15:11	LMH	9J13012	6010B
Manganese	**730**		0.3	NR	mg/kg dry	1.00	10/14/09 15:11	LMH	9J13012	6010B
Nickel	**73.3**		6.37	NR	mg/kg dry	1.00	10/14/09 15:11	LMH	9J13012	6010B
Potassium	**650**		38.2	NR	mg/kg dry	1.00	10/14/09 15:11	LMH	9J13012	6010B
Sodium	**196**		178	NR	mg/kg dry	1.00	10/14/09 15:11	LMH	9J13012	6010B
Vanadium	**15.1**		0.637	NR	mg/kg dry	1.00	10/14/09 15:11	LMH	9J13012	6010B
Zinc	**763**		2.5	NR	mg/kg dry	1.00	10/14/09 15:11	LMH	9J13012	6010B
Mercury	**0.0595**		0.0255	NR	mg/kg dry	1.00	10/14/09 21:00	MXM	9J13028	7471A
General Chemistry Parameters										
Percent Solids	**75**		0.010	NR	%	1.00	10/13/09 15:32	JRR	9J13041	Dry Weight

Benchmark Environmental & Engineering Science
2558 Hamburg Turnpike, Suite 300
Lackawanna, NY 14218

SDG Number: RSJ0707

Project: Benchmark - Globe site
Project Number: TURN

Received: 10/08/09-10/13/09
Reported: 11/03/09 17:10

Executive Summary - Detections

Analyte	Sample Result	Data Qualifiers	RL	MDL	Units	Dil Fac	Date Analyzed	Lab Tech	Batch	Method
Client ID: TP-16 (0-2) (RSJ0709-03 - Solid)						**Sampled: 10/09/09 13:50**		**Recvd: 10/09/09 16:20**		
Semivolatile Organics by GC/MS										
Benzo(a)anthracene	**550**	D12,J	9600	170	ug/kg dry	50.0	10/14/09 22:32	JRS	9J13045	8270C
Fluoranthene	**700**	D12,J	9600	140	ug/kg dry	50.0	10/14/09 22:32	JRS	9J13045	8270C
Phenanthrene	**530**	D12,J	9600	200	ug/kg dry	50.0	10/14/09 22:32	JRS	9J13045	8270C
Organochlorine Pesticides by EPA Method 8081A										
alpha-BHC [2C]	**11**	QFL, D10,J	19	3.4	ug/kg dry	10.0	10/15/09 14:36	DGB	9J13048	8081A
delta-BHC [2C]	**9.8**	QFL, D10,J	19	2.5	ug/kg dry	10.0	10/15/09 14:36	DGB	9J13048	8081A
Endrin [2C]	**8.2**	QFL, D10,J	19	6.2	ug/kg dry	10.0	10/15/09 14:36	DGB	9J13048	8081A
gamma-BHC (Lindane) [2C]	**12**	QFL, D10,J	19	3.3	ug/kg dry	10.0	10/15/09 14:36	DGB	9J13048	8081A
Methoxychlor [2C]	**13**	QFL, D10,J	19	5.1	ug/kg dry	10.0	10/15/09 14:36	DGB	9J13048	8081A
Polychlorinated Biphenyls by EPA Method 8082										
Aroclor 1242	**110**	C7	19	4.1	ug/kg dry	1.00	10/14/09 22:56	JxM	9J13046	8082
Aroclor 1254	**48**	C7	19	4.0	ug/kg dry	1.00	10/14/09 22:56	JxM	9J13046	8082
Aroclor 1260	**71**	C7	19	4.0	ug/kg dry	1.00	10/14/09 22:56	JxM	9J13046	8082
Total Metals by SW 846 Series Methods										
Aluminum	**3810**	D02	59.8	NR	mg/kg dry	5.00	10/15/09 14:53	DAN	9J13012	6010B
Arsenic	**24.3**	D02	12.0	NR	mg/kg dry	5.00	10/15/09 14:53	DAN	9J13012	6010B
Barium	**91.3**	D02	2.99	NR	mg/kg dry	5.00	10/15/09 14:53	DAN	9J13012	6010B
Calcium	**35700**	D02	299	NR	mg/kg dry	5.00	10/15/09 14:53	DAN	9J13012	6010B
Chromium	**23300**	D08	2.99	NR	mg/kg dry	5.00	10/15/09 14:53	DAN	9J13012	6010B
Cobalt	**429**	D02	2.99	NR	mg/kg dry	5.00	10/15/09 14:53	DAN	9J13012	6010B
Copper	**614**	D02	6.0	NR	mg/kg dry	5.00	10/15/09 14:53	DAN	9J13012	6010B
Iron	**164000**	D08	59.8	NR	mg/kg dry	5.00	10/15/09 14:53	DAN	9J13012	6010B
Lead	**177**	D02	6.0	NR	mg/kg dry	5.00	10/15/09 14:53	DAN	9J13012	6010B
Magnesium	**14400**	D02	120	NR	mg/kg dry	5.00	10/15/09 14:53	DAN	9J13012	6010B
Manganese	**3980**	D08	1.2	NR	mg/kg dry	5.00	10/15/09 14:53	DAN	9J13012	6010B
Nickel	**16900**	D08	120	NR	mg/kg dry	20.0	10/15/09 18:15	DAN	9J13012	6010B
Potassium	**772**	D02	179	NR	mg/kg dry	5.00	10/15/09 14:53	DAN	9J13012	6010B
Vanadium	**250**	D02	2.99	NR	mg/kg dry	5.00	10/15/09 14:53	DAN	9J13012	6010B
Zinc	**450**	D02	12.0	NR	mg/kg dry	5.00	10/15/09 14:53	DAN	9J13012	6010B
Mercury	**0.0442**		0.0234	NR	mg/kg dry	1.00	10/14/09 21:08	MXM	9J13028	7471A
General Chemistry Parameters										
Percent Solids	**87**		0.010	NR	%	1.00	10/13/09 15:38	JRR	9J13041	Dry Weight

Benchmark Environmental & Engineering Science
2558 Hamburg Turnpike, Suite 300
Lackawanna, NY 14218

SDG Number: RSJ0707

Project: Benchmark - Globe site
Project Number: TURN

Received: 10/08/09-10/13/09
Reported: 11/03/09 17:10

Executive Summary - Detections

Analyte	Sample Result	Data Qualifiers	RL	MDL	Units	Dil Fac	Date Analyzed	Lab Tech	Batch	Method
Client ID: TP-17 (0-2) (RSJ0731-01 - Solid)						**Sampled: 10/07/09 15:40**		**Recvd: 10/09/09 11:40**		
Semivolatile Organics by GC/MS										
Acenaphthene	**190**	D12,J	2100	25	ug/kg dry	10.0	10/15/09 18:17	JRS	9J10011	8270C
Anthracene	**270**	D12,J	2100	54	ug/kg dry	10.0	10/15/09 18:17	JRS	9J10011	8270C
Benzo(a)anthracene	**1300**	D12,J	2100	36	ug/kg dry	10.0	10/15/09 18:17	JRS	9J10011	8270C
Benzo(a)pyrene	**1500**	D12,J	2100	51	ug/kg dry	10.0	10/15/09 18:17	JRS	9J10011	8270C
Benzo(b)fluoranthene	**1500**	D12,J	2100	41	ug/kg dry	10.0	10/15/09 18:17	JRS	9J10011	8270C
Benzo(ghi)perylene	**1400**	D12,J	2100	25	ug/kg dry	10.0	10/15/09 18:17	JRS	9J10011	8270C
Carbazole	**230**	D12,J	2100	24	ug/kg dry	10.0	10/15/09 18:17	JRS	9J10011	8270C
Chrysene	**1300**	D12,J	2100	21	ug/kg dry	10.0	10/15/09 18:17	JRS	9J10011	8270C
Fluoranthene	**2100**	D12,J	2100	31	ug/kg dry	10.0	10/15/09 18:17	JRS	9J10011	8270C
Fluorene	**110**	D12,J	2100	49	ug/kg dry	10.0	10/15/09 18:17	JRS	9J10011	8270C
Indeno(1,2,3-cd)pyrene	**1000**	D12,J	2100	58	ug/kg dry	10.0	10/15/09 18:17	JRS	9J10011	8270C
Phenanthrene	**1300**	D12,J	2100	44	ug/kg dry	10.0	10/15/09 18:17	JRS	9J10011	8270C
Pyrene	**1800**	D12,J	2100	14	ug/kg dry	10.0	10/15/09 18:17	JRS	9J10011	8270C
Total Metals by SW 846 Series Methods										
Aluminum	**12500**		12.1	NR	mg/kg dry	1.00	10/15/09 14:10	DAN	9J12051	6010B
Arsenic	**6.2**		2.4	NR	mg/kg dry	1.00	10/15/09 14:10	DAN	9J12051	6010B
Barium	**64.3**		0.605	NR	mg/kg dry	1.00	10/15/09 14:10	DAN	9J12051	6010B
Beryllium	**0.647**		0.242	NR	mg/kg dry	1.00	10/15/09 14:10	DAN	9J12051	6010B
Cadmium	**0.304**		0.242	NR	mg/kg dry	1.00	10/15/09 14:10	DAN	9J12051	6010B
Calcium	**35700**		60.5	NR	mg/kg dry	1.00	10/15/09 14:10	DAN	9J12051	6010B
Chromium	**45.6**		0.605	NR	mg/kg dry	1.00	10/15/09 14:10	DAN	9J12051	6010B
Cobalt	**7.96**		0.605	NR	mg/kg dry	1.00	10/15/09 14:10	DAN	9J12051	6010B
Copper	**36.8**		1.2	NR	mg/kg dry	1.00	10/15/09 14:10	DAN	9J12051	6010B
Iron	**19500**		12.1	NR	mg/kg dry	1.00	10/15/09 14:10	DAN	9J12051	6010B
Lead	**69.8**		1.2	NR	mg/kg dry	1.00	10/15/09 14:10	DAN	9J12051	6010B
Magnesium	**22400**		24.2	NR	mg/kg dry	1.00	10/15/09 14:10	DAN	9J12051	6010B
Manganese	**777**		0.2	NR	mg/kg dry	1.00	10/15/09 14:10	DAN	9J12051	6010B
Nickel	**35.1**		6.05	NR	mg/kg dry	1.00	10/15/09 14:10	DAN	9J12051	6010B
Potassium	**1280**		36.3	NR	mg/kg dry	1.00	10/15/09 14:10	DAN	9J12051	6010B
Sodium	**728**		169	NR	mg/kg dry	1.00	10/15/09 14:10	DAN	9J12051	6010B
Vanadium	**32.5**		0.605	NR	mg/kg dry	1.00	10/15/09 14:10	DAN	9J12051	6010B
Zinc	**161**		2.4	NR	mg/kg dry	1.00	10/15/09 14:10	DAN	9J12051	6010B
Mercury	**0.0423**		0.0256	NR	mg/kg dry	1.00	10/14/09 20:48	MXM	9J13028	7471A
General Chemistry Parameters										
Percent Solids	**80**		0.010	NR	%	1.00	10/13/09 12:53	SMS	9J12049	Dry Weight

Benchmark Environmental & Engineering Science
2558 Hamburg Turnpike, Suite 300
Lackawanna, NY 14218

SDG Number: RSJ0707

Project: Benchmark - Globe site
Project Number: TURN

Received: 10/08/09-10/13/09
Reported: 11/03/09 17:10

Executive Summary - Detections

Analyte	Sample Result	Data Qualifiers	RL	MDL	Units	Dil Fac	Date Analyzed	Lab Tech	Batch	Method
Client ID: TP-18 (0-2) (RSJ0709-02 - Solid)						**Sampled: 10/09/09 11:45**		**Recvd: 10/09/09 16:20**		
Semivolatile Organics by GC/MS										
Anthracene	**57**	D12,J	930	24	ug/kg dry	5.00	10/14/09 22:08	JRS	9J13045	8270C
Benzo(a)anthracene	**270**	D12,J	930	16	ug/kg dry	5.00	10/14/09 22:08	JRS	9J13045	8270C
Benzo(a)pyrene	**300**	D12,J	930	22	ug/kg dry	5.00	10/14/09 22:08	JRS	9J13045	8270C
Benzo(b)fluoranthene	**320**	D12,J	930	18	ug/kg dry	5.00	10/14/09 22:08	JRS	9J13045	8270C
Benzo(ghi)perylene	**290**	D12,J	930	11	ug/kg dry	5.00	10/14/09 22:08	JRS	9J13045	8270C
Benzo(k)fluoranthene	**190**	D12,J	930	10	ug/kg dry	5.00	10/14/09 22:08	JRS	9J13045	8270C
Chrysene	**310**	D12,J	930	9.2	ug/kg dry	5.00	10/14/09 22:08	JRS	9J13045	8270C
Fluoranthene	**380**	D12,J	930	13	ug/kg dry	5.00	10/14/09 22:08	JRS	9J13045	8270C
Indeno(1,2,3-cd)pyrene	**180**	D12,J	930	26	ug/kg dry	5.00	10/14/09 22:08	JRS	9J13045	8270C
Phenanthrene	**210**	D12,J	930	19	ug/kg dry	5.00	10/14/09 22:08	JRS	9J13045	8270C
Pyrene	**400**	D12,J	930	6.0	ug/kg dry	5.00	10/14/09 22:08	JRS	9J13045	8270C
Total Metals by SW 846 Series Methods										
Aluminum	**1790**		10.7	NR	mg/kg dry	1.00	10/14/09 15:21	LMH	9J13012	6010B
Arsenic	**9.9**		2.1	NR	mg/kg dry	1.00	10/14/09 15:21	LMH	9J13012	6010B
Barium	**216**		0.533	NR	mg/kg dry	1.00	10/14/09 15:21	LMH	9J13012	6010B
Beryllium	**0.267**		0.213	NR	mg/kg dry	1.00	10/14/09 15:21	LMH	9J13012	6010B
Cadmium	**0.838**		0.213	NR	mg/kg dry	1.00	10/14/09 15:21	LMH	9J13012	6010B
Calcium	**7650**		53.3	NR	mg/kg dry	1.00	10/14/09 15:21	LMH	9J13012	6010B
Chromium	**714**		0.533	NR	mg/kg dry	1.00	10/14/09 15:21	LMH	9J13012	6010B
Cobalt	**28.7**		0.533	NR	mg/kg dry	1.00	10/14/09 15:21	LMH	9J13012	6010B
Copper	**293**		1.1	NR	mg/kg dry	1.00	10/14/09 15:21	LMH	9J13012	6010B
Iron	**108000**	D08	53.3	NR	mg/kg dry	5.00	10/15/09 14:48	DAN	9J13012	6010B
Lead	**117**		1.1	NR	mg/kg dry	1.00	10/14/09 15:21	LMH	9J13012	6010B
Magnesium	**4090**		21.3	NR	mg/kg dry	1.00	10/14/09 15:21	LMH	9J13012	6010B
Manganese	**3200**	D08	1.1	NR	mg/kg dry	5.00	10/15/09 14:48	DAN	9J13012	6010B
Nickel	**542**		5.33	NR	mg/kg dry	1.00	10/14/09 15:21	LMH	9J13012	6010B
Potassium	**184**		32.0	NR	mg/kg dry	1.00	10/14/09 15:21	LMH	9J13012	6010B
Vanadium	**27.7**		0.533	NR	mg/kg dry	1.00	10/14/09 15:21	LMH	9J13012	6010B
Zinc	**226**		2.1	NR	mg/kg dry	1.00	10/14/09 15:21	LMH	9J13012	6010B
Mercury	**0.0368**		0.0216	NR	mg/kg dry	1.00	10/14/09 21:03	MXM	9J13028	7471A
General Chemistry Parameters										
Percent Solids	**90**		0.010	NR	%	1.00	10/13/09 15:36	JRR	9J13041	Dry Weight

Benchmark Environmental & Engineering Science
2558 Hamburg Turnpike, Suite 300
Lackawanna, NY 14218

SDG Number: RSJ0707

Project: Benchmark - Globe site
Project Number: TURN

Received: 10/08/09-10/13/09
Reported: 11/03/09 17:10

Executive Summary - Detections

Analyte	Sample Result	Data Qualifiers	RL	MDL	Units	Dil Fac	Date Analyzed	Lab Tech	Batch	Method
Client ID: TP-20 (0-2) (RSJ0709-01 - Solid)					**Sampled: 10/09/09 09:00**		**Recvd: 10/09/09 16:20**			
Semivolatile Organics by GC/MS										
Benzo(a)anthracene	**770**	D12,J	3600	62	ug/kg dry	20.0	10/14/09 21:44	JRS	9J13045	8270C
Benzo(a)pyrene	**840**	D12,J	3600	86	ug/kg dry	20.0	10/14/09 21:44	JRS	9J13045	8270C
Benzo(b)fluoranthene	**740**	D12,J	3600	70	ug/kg dry	20.0	10/14/09 21:44	JRS	9J13045	8270C
Benzo(ghi)perylene	**620**	D12,J	3600	43	ug/kg dry	20.0	10/14/09 21:44	JRS	9J13045	8270C
Benzo(k)fluoranthene	**740**	D12,J	3600	39	ug/kg dry	20.0	10/14/09 21:44	JRS	9J13045	8270C
Chrysene	**980**	D12,J	3600	36	ug/kg dry	20.0	10/14/09 21:44	JRS	9J13045	8270C
Fluoranthene	**1200**	D12,J	3600	52	ug/kg dry	20.0	10/14/09 21:44	JRS	9J13045	8270C
Phenanthrene	**510**	D12,J	3600	75	ug/kg dry	20.0	10/14/09 21:44	JRS	9J13045	8270C
Pyrene	**1400**	D12,J	3600	23	ug/kg dry	20.0	10/14/09 21:44	JRS	9J13045	8270C
Total Metals by SW 846 Series Methods										
Aluminum	**1010**		10.9	NR	mg/kg dry	1.00	10/14/09 15:16	LMH	9J13012	6010B
Arsenic	**3.3**		2.2	NR	mg/kg dry	1.00	10/14/09 15:16	LMH	9J13012	6010B
Barium	**22.2**		0.546	NR	mg/kg dry	1.00	10/14/09 15:16	LMH	9J13012	6010B
Cadmium	**0.439**		0.218	NR	mg/kg dry	1.00	10/14/09 15:16	LMH	9J13012	6010B
Calcium	**37600**		54.6	NR	mg/kg dry	1.00	10/14/09 15:16	LMH	9J13012	6010B
Chromium	**57.8**		0.546	NR	mg/kg dry	1.00	10/14/09 15:16	LMH	9J13012	6010B
Cobalt	**3.31**		0.546	NR	mg/kg dry	1.00	10/14/09 15:16	LMH	9J13012	6010B
Copper	**44.4**		1.1	NR	mg/kg dry	1.00	10/14/09 15:16	LMH	9J13012	6010B
Iron	**23500**		10.9	NR	mg/kg dry	1.00	10/14/09 15:16	LMH	9J13012	6010B
Lead	**35.1**		1.1	NR	mg/kg dry	1.00	10/14/09 15:16	LMH	9J13012	6010B
Magnesium	**20300**		21.8	NR	mg/kg dry	1.00	10/14/09 15:16	LMH	9J13012	6010B
Manganese	**503**		0.2	NR	mg/kg dry	1.00	10/14/09 15:16	LMH	9J13012	6010B
Nickel	**44.0**		5.46	NR	mg/kg dry	1.00	10/14/09 15:16	LMH	9J13012	6010B
Potassium	**256**		32.8	NR	mg/kg dry	1.00	10/14/09 15:16	LMH	9J13012	6010B
Vanadium	**5.11**		0.546	NR	mg/kg dry	1.00	10/14/09 15:16	LMH	9J13012	6010B
Zinc	**99.3**		2.2	NR	mg/kg dry	1.00	10/14/09 15:16	LMH	9J13012	6010B
General Chemistry Parameters										
Percent Solids	**92**		0.010	NR	%	1.00	10/13/09 15:34	JRR	9J13041	Dry Weight
Client ID: TP-22 (0-2) (RSJ0710-01 - Solid)					**Sampled: 10/09/09 09:45**		**Recvd: 10/09/09 16:20**			
Volatile Organic Compounds by EPA 8260B										
1,2,4-Trimethylbenzene	**1.3**	J	5.1	0.37	ug/kg dry	1.00	10/13/09 21:50	CDC	9J13102	8260B
2-Butanone	**5.3**	J	26	1.9	ug/kg dry	1.00	10/13/09 21:50	CDC	9J13102	8260B
Acetone	**82**		26	1.1	ug/kg dry	1.00	10/13/09 21:50	CDC	9J13102	8260B
Benzene	**1.3**	J	5.1	0.25	ug/kg dry	1.00	10/13/09 21:50	CDC	9J13102	8260B
Carbon disulfide	**1.6**	J	5.1	0.44	ug/kg dry	1.00	10/13/09 21:50	CDC	9J13102	8260B
Ethylbenzene	**1.1**	J	5.1	0.35	ug/kg dry	1.00	10/13/09 21:50	CDC	9J13102	8260B
Methylene Chloride	**6.5**	B	5.1	1.0	ug/kg dry	1.00	10/13/09 21:50	CDC	9J13102	8260B
Toluene	**2.2**	J	5.1	0.39	ug/kg dry	1.00	10/13/09 21:50	CDC	9J13102	8260B
Semivolatile Organics by GC/MS										
Benzo(a)anthracene	**180**	D12,J	900	15	ug/kg dry	5.00	10/14/09 23:43	JRS	9J13045	8270C
Chrysene	**120**	D12,J	900	8.9	ug/kg dry	5.00	10/14/09 23:43	JRS	9J13045	8270C
Fluoranthene	**94**	D12,J	900	13	ug/kg dry	5.00	10/14/09 23:43	JRS	9J13045	8270C
Phenanthrene	**150**	D12,J	900	19	ug/kg dry	5.00	10/14/09 23:43	JRS	9J13045	8270C

Benchmark Environmental & Engineering Science
2558 Hamburg Turnpike, Suite 300
Lackawanna, NY 14218

SDG Number: RSJ0707

Project: Benchmark - Globe site
Project Number: TURN

Received: 10/08/09-10/13/09
Reported: 11/03/09 17:10

Executive Summary - Detections

Analyte	Sample Result	Data Qualifiers	RL	MDL	Units	Dil Fac	Date Analyzed	Lab Tech	Batch	Method
Client ID: TP-22 (0-2) (RSJ0710-01 - Solid) - cont.						**Sampled: 10/09/09 09:45**		**Recvd: 10/09/09 16:20**		
Semivolatile Organics by GC/MS - cont.										
Pyrene	**150**	D12,J	900	5.8	ug/kg dry	5.00	10/14/09 23:43	JRS	9J13045	8270C
Total Metals by SW 846 Series Methods										
Aluminum	**1130**		10.9	NR	mg/kg dry	1.00	10/14/09 14:08	LMH	9J13012	6010B
Arsenic	**20.9**		2.2	NR	mg/kg dry	1.00	10/14/09 14:08	LMH	9J13012	6010B
Barium	**18.2**		0.545	NR	mg/kg dry	1.00	10/14/09 14:08	LMH	9J13012	6010B
Cadmium	**0.851**		0.218	NR	mg/kg dry	1.00	10/14/09 14:08	LMH	9J13012	6010B
Calcium	**4590**		54.5	NR	mg/kg dry	1.00	10/14/09 14:08	LMH	9J13012	6010B
Chromium	**446**		0.545	NR	mg/kg dry	1.00	10/14/09 14:08	LMH	9J13012	6010B
Cobalt	**18.4**		0.545	NR	mg/kg dry	1.00	10/14/09 14:08	LMH	9J13012	6010B
Copper	**561**		1.1	NR	mg/kg dry	1.00	10/14/09 14:08	LMH	9J13012	6010B
Iron	**243000**	D08	109	NR	mg/kg dry	10.0	10/14/09 16:18	LMH	9J13012	6010B
Lead	**160**		1.1	NR	mg/kg dry	1.00	10/14/09 14:08	LMH	9J13012	6010B
Magnesium	**1550**		21.8	NR	mg/kg dry	1.00	10/14/09 14:08	LMH	9J13012	6010B
Manganese	**1820**		0.2	NR	mg/kg dry	1.00	10/14/09 14:08	LMH	9J13012	6010B
Nickel	**176**		5.45	NR	mg/kg dry	1.00	10/14/09 14:08	LMH	9J13012	6010B
Potassium	**228**		32.7	NR	mg/kg dry	1.00	10/14/09 14:08	LMH	9J13012	6010B
Vanadium	**19.6**		0.545	NR	mg/kg dry	1.00	10/14/09 14:08	LMH	9J13012	6010B
Zinc	**46.2**		2.2	NR	mg/kg dry	1.00	10/14/09 14:08	LMH	9J13012	6010B
Mercury	**0.0281**		0.0202	NR	mg/kg dry	1.00	10/13/09 17:02	MXM	9J13026	7471A
General Chemistry Parameters										
Percent Solids	**93**		0.010	NR	%	1.00	10/13/09 15:46	JRR	9J13041	Dry Weight
Client ID: TP-23 (0-2) (RSJ0763-01 - Solid)						**Sampled: 10/12/09 09:40**		**Recvd: 10/13/09 10:05**		
Semivolatile Organics by GC/MS										
2-Methylnaphthalene	**160**	D10,J	2000	25	ug/kg dry	10.0	10/15/09 20:37	MKP	9J14034	8270C
Acenaphthene	**430**	D10,J	2000	24	ug/kg dry	10.0	10/15/09 20:37	MKP	9J14034	8270C
Anthracene	**790**	D10,J	2000	52	ug/kg dry	10.0	10/15/09 20:37	MKP	9J14034	8270C
Benzo(a)anthracene	**3100**	D10	2000	35	ug/kg dry	10.0	10/15/09 20:37	MKP	9J14034	8270C
Benzo(a)pyrene	**4300**	D10	2000	49	ug/kg dry	10.0	10/15/09 20:37	MKP	9J14034	8270C
Benzo(b)fluoranthene	**4700**	D10	2000	39	ug/kg dry	10.0	10/15/09 20:37	MKP	9J14034	8270C
Benzo(ghi)perylene	**3600**	D10	2000	24	ug/kg dry	10.0	10/15/09 20:37	MKP	9J14034	8270C
Benzo(k)fluoranthene	**1800**	D10,J	2000	22	ug/kg dry	10.0	10/15/09 20:37	MKP	9J14034	8270C
Carbazole	**490**	D10,J	2000	23	ug/kg dry	10.0	10/15/09 20:37	MKP	9J14034	8270C
Chrysene	**3300**	D10	2000	20	ug/kg dry	10.0	10/15/09 20:37	MKP	9J14034	8270C
Dibenzo(a,h)anthracene	**840**	D10,J	2000	24	ug/kg dry	10.0	10/15/09 20:37	MKP	9J14034	8270C
Dibenzofuran	**280**	D10,J	2000	21	ug/kg dry	10.0	10/15/09 20:37	MKP	9J14034	8270C
Fluoranthene	**5900**	D10	2000	29	ug/kg dry	10.0	10/15/09 20:37	MKP	9J14034	8270C
Fluorene	**410**	D10,J	2000	47	ug/kg dry	10.0	10/15/09 20:37	MKP	9J14034	8270C
Indeno(1,2,3-cd)pyrene	**3100**	D10	2000	56	ug/kg dry	10.0	10/15/09 20:37	MKP	9J14034	8270C
Phenanthrene	**4100**	D10	2000	43	ug/kg dry	10.0	10/15/09 20:37	MKP	9J14034	8270C
Pyrene	**4700**	D10	2000	13	ug/kg dry	10.0	10/15/09 20:37	MKP	9J14034	8270C
Total Metals by SW 846 Series Methods										
Aluminum	**9940**		12.5	NR	mg/kg dry	1.00	10/15/09 22:06	DAN	9J13083	6010B

Benchmark Environmental & Engineering Science
2558 Hamburg Turnpike, Suite 300
Lackawanna, NY 14218

SDG Number: RSJ0707

Project: Benchmark - Globe site
Project Number: TURN

Received: 10/08/09-10/13/09
Reported: 11/03/09 17:10

Executive Summary - Detections

Analyte	Sample Result	Data Qualifiers	RL	MDL	Units	Dil Fac	Date Analyzed	Lab Tech	Batch	Method
Client ID: TP-23 (0-2) (RSJ0763-01 - Solid) - cont.						**Sampled: 10/12/09 09:40**		**Recvd: 10/13/09 10:05**		
Total Metals by SW 846 Series Methods - cont.										
Arsenic	**7.5**		2.5	NR	mg/kg dry	1.00	10/15/09 22:06	DAN	9J13083	6010B
Barium	**109**		0.623	NR	mg/kg dry	1.00	10/15/09 22:06	DAN	9J13083	6010B
Beryllium	**0.579**		0.249	NR	mg/kg dry	1.00	10/15/09 22:06	DAN	9J13083	6010B
Cadmium	**0.756**		0.249	NR	mg/kg dry	1.00	10/15/09 22:06	DAN	9J13083	6010B
Calcium	**36600**		62.3	NR	mg/kg dry	1.00	10/15/09 22:06	DAN	9J13083	6010B
Chromium	**103**		0.623	NR	mg/kg dry	1.00	10/15/09 22:06	DAN	9J13083	6010B
Cobalt	**11.9**		0.623	NR	mg/kg dry	1.00	10/15/09 22:06	DAN	9J13083	6010B
Copper	**76.5**		1.2	NR	mg/kg dry	1.00	10/15/09 22:06	DAN	9J13083	6010B
Iron	**20400**		12.5	NR	mg/kg dry	1.00	10/15/09 22:06	DAN	9J13083	6010B
Lead	**129**		1.2	NR	mg/kg dry	1.00	10/15/09 22:06	DAN	9J13083	6010B
Magnesium	**14600**		24.9	NR	mg/kg dry	1.00	10/15/09 22:06	DAN	9J13083	6010B
Manganese	**1130**		0.2	NR	mg/kg dry	1.00	10/15/09 22:06	DAN	9J13083	6010B
Nickel	**114**		6.23	NR	mg/kg dry	1.00	10/15/09 22:06	DAN	9J13083	6010B
Potassium	**1400**		37.4	NR	mg/kg dry	1.00	10/15/09 22:06	DAN	9J13083	6010B
Sodium	**522**		174	NR	mg/kg dry	1.00	10/15/09 22:06	DAN	9J13083	6010B
Vanadium	**30.7**		0.623	NR	mg/kg dry	1.00	10/15/09 22:06	DAN	9J13083	6010B
Zinc	**251**		2.5	NR	mg/kg dry	1.00	10/15/09 22:06	DAN	9J13083	6010B
Mercury	**0.140**		0.0245	NR	mg/kg dry	1.00	10/15/09 18:44	MXM	9J14080	7471A
General Chemistry Parameters										
Percent Solids	**83**		0.010	NR	%	1.00	10/14/09 13:19	JRR	9J14027	Dry Weight
Client ID: TP-24 (0-3) (RSJ0709-04 - Solid)						**Sampled: 10/09/09 15:05**		**Recvd: 10/09/09 16:20**		
Semivolatile Organics by GC/MS										
Benzo(a)anthracene	**540**	D12,J	3800	65	ug/kg dry	20.0	10/14/09 22:55	JRS	9J13045	8270C
Benzo(a)pyrene	**610**	D12,J	3800	91	ug/kg dry	20.0	10/14/09 22:55	JRS	9J13045	8270C
Benzo(b)fluoranthene	**450**	D12,J	3800	73	ug/kg dry	20.0	10/14/09 22:55	JRS	9J13045	8270C
Benzo(k)fluoranthene	**470**	D12,J	3800	42	ug/kg dry	20.0	10/14/09 22:55	JRS	9J13045	8270C
Chrysene	**570**	D12,J	3800	38	ug/kg dry	20.0	10/14/09 22:55	JRS	9J13045	8270C
Fluoranthene	**830**	D12,J	3800	55	ug/kg dry	20.0	10/14/09 22:55	JRS	9J13045	8270C
Indeno(1,2,3-cd)pyrene	**280**	D12,J	3800	100	ug/kg dry	20.0	10/14/09 22:55	JRS	9J13045	8270C
Phenanthrene	**510**	D12,J	3800	79	ug/kg dry	20.0	10/14/09 22:55	JRS	9J13045	8270C
Pyrene	**760**	D12,J	3800	24	ug/kg dry	20.0	10/14/09 22:55	JRS	9J13045	8270C
Polychlorinated Biphenyls by EPA Method 8082										
Aroclor 1254	**27**	C7	19	3.9	ug/kg dry	1.00	10/14/09 23:14	JxM	9J13046	8082
Aroclor 1260	**27**	C7	19	3.9	ug/kg dry	1.00	10/14/09 23:14	JxM	9J13046	8082
Total Metals by SW 846 Series Methods										
Aluminum	**5270**		10.5	NR	mg/kg dry	1.00	10/14/09 15:30	LMH	9J13012	6010B
Arsenic	**8.8**		2.1	NR	mg/kg dry	1.00	10/14/09 15:30	LMH	9J13012	6010B
Barium	**94.7**		0.523	NR	mg/kg dry	1.00	10/14/09 15:30	LMH	9J13012	6010B
Beryllium	**0.349**		0.209	NR	mg/kg dry	1.00	10/14/09 15:30	LMH	9J13012	6010B
Cadmium	**1.26**		0.209	NR	mg/kg dry	1.00	10/14/09 15:30	LMH	9J13012	6010B
Calcium	**60600**	D08	261	NR	mg/kg dry	5.00	10/15/09 14:58	DAN	9J13012	6010B
Chromium	**3800**		0.523	NR	mg/kg dry	1.00	10/14/09 15:30	LMH	9J13012	6010B

Benchmark Environmental & Engineering Science
2558 Hamburg Turnpike, Suite 300
Lackawanna, NY 14218

SDG Number: RSJ0707

Project: Benchmark - Globe site
Project Number: TURN

Received: 10/08/09-10/13/09
Reported: 11/03/09 17:10

Executive Summary - Detections

Analyte	Sample Result	Data Qualifiers	RL	MDL	Units	Dil Fac	Date Analyzed	Lab Tech	Batch	Method
Client ID: TP-24 (0-3) (RSJ0709-04 - Solid) - cont.						**Sampled: 10/09/09 15:05**		**Recvd: 10/09/09 16:20**		
Total Metals by SW 846 Series Methods - cont.										
Cobalt	**90.7**		0.523	NR	mg/kg dry	1.00	10/14/09 15:30	LMH	9J13012	6010B
Copper	**183**		1.0	NR	mg/kg dry	1.00	10/14/09 15:30	LMH	9J13012	6010B
Iron	**39200**		10.5	NR	mg/kg dry	1.00	10/14/09 15:30	LMH	9J13012	6010B
Lead	**95.2**		1.0	NR	mg/kg dry	1.00	10/14/09 15:30	LMH	9J13012	6010B
Magnesium	**28400**		20.9	NR	mg/kg dry	1.00	10/14/09 15:30	LMH	9J13012	6010B
Manganese	**1860**		0.2	NR	mg/kg dry	1.00	10/14/09 15:30	LMH	9J13012	6010B
Nickel	**2730**	D08	26.1	NR	mg/kg dry	5.00	10/15/09 14:58	DAN	9J13012	6010B
Potassium	**799**		31.4	NR	mg/kg dry	1.00	10/14/09 15:30	LMH	9J13012	6010B
Sodium	**211**		146	NR	mg/kg dry	1.00	10/14/09 15:30	LMH	9J13012	6010B
Vanadium	**54.9**		0.523	NR	mg/kg dry	1.00	10/14/09 15:30	LMH	9J13012	6010B
Zinc	**288**		2.1	NR	mg/kg dry	1.00	10/14/09 15:30	LMH	9J13012	6010B
Mercury	**0.0499**		0.0234	NR	mg/kg dry	1.00	10/14/09 21:10	MXM	9J13028	7471A
General Chemistry Parameters										
Percent Solids	**88**		0.010	NR	%	1.00	10/13/09 15:40	JRR	9J13041	Dry Weight
Client ID: TP-25 (3-5) (RSJ0763-02 - Solid)						**Sampled: 10/12/09 10:55**		**Recvd: 10/13/09 10:05**		
Semivolatile Organics by GC/MS										
Benzo(a)anthracene	**680**	D10,J	1900	32	ug/kg dry	10.0	10/15/09 21:01	MKP	9J14034	8270C
Benzo(a)pyrene	**900**	D10,J	1900	45	ug/kg dry	10.0	10/15/09 21:01	MKP	9J14034	8270C
Benzo(b)fluoranthene	**1000**	D10,J	1900	36	ug/kg dry	10.0	10/15/09 21:01	MKP	9J14034	8270C
Benzo(ghi)perylene	**760**	D10,J	1900	22	ug/kg dry	10.0	10/15/09 21:01	MKP	9J14034	8270C
Benzo(k)fluoranthene	**370**	D10,J	1900	20	ug/kg dry	10.0	10/15/09 21:01	MKP	9J14034	8270C
Chrysene	**700**	D10,J	1900	18	ug/kg dry	10.0	10/15/09 21:01	MKP	9J14034	8270C
Fluoranthene	**1100**	D10,J	1900	27	ug/kg dry	10.0	10/15/09 21:01	MKP	9J14034	8270C
Indeno(1,2,3-cd)pyrene	**600**	D10,J	1900	51	ug/kg dry	10.0	10/15/09 21:01	MKP	9J14034	8270C
Phenanthrene	**720**	D10,J	1900	39	ug/kg dry	10.0	10/15/09 21:01	MKP	9J14034	8270C
Pyrene	**930**	D10,J	1900	12	ug/kg dry	10.0	10/15/09 21:01	MKP	9J14034	8270C
Total Metals by SW 846 Series Methods										
Aluminum	**11500**		11.1	NR	mg/kg dry	1.00	10/15/09 22:24	DAN	9J13083	6010B
Arsenic	**14.5**		2.2	NR	mg/kg dry	1.00	10/15/09 22:24	DAN	9J13083	6010B
Barium	**95.2**		0.556	NR	mg/kg dry	1.00	10/15/09 22:24	DAN	9J13083	6010B
Beryllium	**0.573**		0.223	NR	mg/kg dry	1.00	10/15/09 22:24	DAN	9J13083	6010B
Cadmium	**1.47**		0.223	NR	mg/kg dry	1.00	10/15/09 22:24	DAN	9J13083	6010B
Calcium	**8450**		55.6	NR	mg/kg dry	1.00	10/15/09 22:24	DAN	9J13083	6010B
Chromium	**182**		0.556	NR	mg/kg dry	1.00	10/15/09 22:24	DAN	9J13083	6010B
Cobalt	**17.2**		0.556	NR	mg/kg dry	1.00	10/15/09 22:24	DAN	9J13083	6010B
Copper	**57.5**		1.1	NR	mg/kg dry	1.00	10/15/09 22:24	DAN	9J13083	6010B
Iron	**20000**		11.1	NR	mg/kg dry	1.00	10/15/09 22:24	DAN	9J13083	6010B
Lead	**156**		1.1	NR	mg/kg dry	1.00	10/15/09 22:24	DAN	9J13083	6010B
Magnesium	**9530**		22.3	NR	mg/kg dry	1.00	10/15/09 22:24	DAN	9J13083	6010B
Manganese	**758**		0.2	NR	mg/kg dry	1.00	10/15/09 22:24	DAN	9J13083	6010B
Nickel	**218**		5.56	NR	mg/kg dry	1.00	10/15/09 22:24	DAN	9J13083	6010B
Potassium	**1640**		33.4	NR	mg/kg dry	1.00	10/15/09 22:24	DAN	9J13083	6010B
Vanadium	**33.7**		0.556	NR	mg/kg dry	1.00	10/15/09 22:24	DAN	9J13083	6010B

Benchmark Environmental & Engineering Science
2558 Hamburg Turnpike, Suite 300
Lackawanna, NY 14218

SDG Number: RSJ0707

Project: Benchmark - Globe site
Project Number: TURN

Received: 10/08/09-10/13/09
Reported: 11/03/09 17:10

Executive Summary - Detections

Analyte	Sample Result	Data Qualifiers	RL	MDL	Units	Dil Fac	Date Analyzed	Lab Tech	Batch	Method
Client ID: TP-25 (3-5) (RSJ0763-02 - Solid) - cont.						**Sampled: 10/12/09 10:55**		**Recvd: 10/13/09 10:05**		
Total Metals by SW 846 Series Methods - cont.										
Zinc	**284**		2.2	NR	mg/kg dry	1.00	10/15/09 22:24	DAN	9J13083	6010B
Mercury	**0.0834**		0.0218	NR	mg/kg dry	1.00	10/15/09 18:46	MXM	9J14080	7471A
General Chemistry Parameters										
Percent Solids	**89**		0.010	NR	%	1.00	10/14/09 13:21	JRR	9J14027	Dry Weight
Client ID: TP-26 (5-7) (RSJ0763-04 - Solid)						**Sampled: 10/12/09 14:30**		**Recvd: 10/13/09 10:05**		
Semivolatile Organics by GC/MS										
2-Methylnaphthalene	**160**	D10,J	2400	28	ug/kg dry	10.0	10/15/09 21:50	MKP	9J14034	8270C
Acenaphthene	**350**	D10,J	2400	28	ug/kg dry	10.0	10/15/09 21:50	MKP	9J14034	8270C
Anthracene	**520**	D10,J	2400	60	ug/kg dry	10.0	10/15/09 21:50	MKP	9J14034	8270C
Benzo(a)anthracene	**1900**	D10,J	2400	40	ug/kg dry	10.0	10/15/09 21:50	MKP	9J14034	8270C
Benzo(a)pyrene	**2800**	D10	2400	57	ug/kg dry	10.0	10/15/09 21:50	MKP	9J14034	8270C
Benzo(b)fluoranthene	**3000**	D10	2400	45	ug/kg dry	10.0	10/15/09 21:50	MKP	9J14034	8270C
Benzo(ghi)perylene	**2100**	D10,J	2400	28	ug/kg dry	10.0	10/15/09 21:50	MKP	9J14034	8270C
Benzo(k)fluoranthene	**1200**	D10,J	2400	26	ug/kg dry	10.0	10/15/09 21:50	MKP	9J14034	8270C
Carbazole	**250**	D10,J	2400	27	ug/kg dry	10.0	10/15/09 21:50	MKP	9J14034	8270C
Chrysene	**2100**	D10,J	2400	23	ug/kg dry	10.0	10/15/09 21:50	MKP	9J14034	8270C
Dibenzo(a,h)anthracene	**520**	D10,J	2400	28	ug/kg dry	10.0	10/15/09 21:50	MKP	9J14034	8270C
Fluoranthene	**3300**	D10	2400	34	ug/kg dry	10.0	10/15/09 21:50	MKP	9J14034	8270C
Fluorene	**230**	D10,J	2400	54	ug/kg dry	10.0	10/15/09 21:50	MKP	9J14034	8270C
Indeno(1,2,3-cd)pyrene	**1800**	D10,J	2400	65	ug/kg dry	10.0	10/15/09 21:50	MKP	9J14034	8270C
Phenanthrene	**1700**	D10,J	2400	49	ug/kg dry	10.0	10/15/09 21:50	MKP	9J14034	8270C
Pyrene	**2800**	D10	2400	15	ug/kg dry	10.0	10/15/09 21:50	MKP	9J14034	8270C
Total Metals by SW 846 Series Methods										
Aluminum	**6240**		14.4	NR	mg/kg dry	1.00	10/15/09 22:34	DAN	9J13083	6010B
Arsenic	**17.0**		2.9	NR	mg/kg dry	1.00	10/15/09 22:34	DAN	9J13083	6010B
Barium	**51.9**		0.720	NR	mg/kg dry	1.00	10/15/09 22:34	DAN	9J13083	6010B
Beryllium	**0.392**		0.288	NR	mg/kg dry	1.00	10/15/09 22:34	DAN	9J13083	6010B
Cadmium	**1.24**		0.288	NR	mg/kg dry	1.00	10/15/09 22:34	DAN	9J13083	6010B
Calcium	**15300**		72.0	NR	mg/kg dry	1.00	10/15/09 22:34	DAN	9J13083	6010B
Chromium	**1050**		0.720	NR	mg/kg dry	1.00	10/15/09 22:34	DAN	9J13083	6010B
Cobalt	**9.77**		0.720	NR	mg/kg dry	1.00	10/15/09 22:34	DAN	9J13083	6010B
Copper	**103**		1.4	NR	mg/kg dry	1.00	10/15/09 22:34	DAN	9J13083	6010B
Iron	**27700**		14.4	NR	mg/kg dry	1.00	10/15/09 22:34	DAN	9J13083	6010B
Lead	**892**		1.4	NR	mg/kg dry	1.00	10/15/09 22:34	DAN	9J13083	6010B
Magnesium	**21900**		28.8	NR	mg/kg dry	1.00	10/15/09 22:34	DAN	9J13083	6010B
Manganese	**1030**		0.3	NR	mg/kg dry	1.00	10/15/09 22:34	DAN	9J13083	6010B
Nickel	**492**		7.20	NR	mg/kg dry	1.00	10/15/09 22:34	DAN	9J13083	6010B
Potassium	**2720**		43.2	NR	mg/kg dry	1.00	10/15/09 22:34	DAN	9J13083	6010B
Sodium	**358**		202	NR	mg/kg dry	1.00	10/15/09 22:34	DAN	9J13083	6010B
Vanadium	**48.0**		0.720	NR	mg/kg dry	1.00	10/15/09 22:34	DAN	9J13083	6010B
Zinc	**615**		2.9	NR	mg/kg dry	1.00	10/15/09 22:34	DAN	9J13083	6010B
Mercury	**0.0474**		0.0284	NR	mg/kg dry	1.00	10/15/09 18:49	MXM	9J14080	7471A

Benchmark Environmental & Engineering Science
2558 Hamburg Turnpike, Suite 300
Lackawanna, NY 14218

SDG Number: RSJ0707

Project: Benchmark - Globe site
Project Number: TURN

Received: 10/08/09-10/13/09
Reported: 11/03/09 17:10

Executive Summary - Detections

Analyte	Sample Result	Data Qualifiers	RL	MDL	Units	Dil Fac	Date Analyzed	Lab Tech	Batch	Method
Client ID: TP-26 (5-7) (RSJ0763-04 - Solid) - cont.					**Sampled: 10/12/09 14:30**			**Recvd: 10/13/09 10:05**		
General Chemistry Parameters										
Percent Solids	**72**		0.010	NR	%	1.00	10/14/09 13:25	JRR	9J14027	Dry Weight
Client ID: TP-27 (4-6) (RSJ0763-05 - Solid)					**Sampled: 10/12/09 15:15**			**Recvd: 10/13/09 10:05**		
Semivolatile Organics by GC/MS										
Benzo(a)anthracene	**190**	D10,J	2100	36	ug/kg dry	10.0	10/15/09 22:14	MKP	9J14034	8270C
Benzo(a)pyrene	**210**	D10,J	2100	50	ug/kg dry	10.0	10/15/09 22:14	MKP	9J14034	8270C
Benzo(b)fluoranthene	**320**	D10,J	2100	41	ug/kg dry	10.0	10/15/09 22:14	MKP	9J14034	8270C
Benzo(ghi)perylene	**170**	D10,J	2100	25	ug/kg dry	10.0	10/15/09 22:14	MKP	9J14034	8270C
Benzo(k)fluoranthene	**110**	D10,J	2100	23	ug/kg dry	10.0	10/15/09 22:14	MKP	9J14034	8270C
Chrysene	**240**	D10,J	2100	21	ug/kg dry	10.0	10/15/09 22:14	MKP	9J14034	8270C
Fluoranthene	**280**	D10,J	2100	30	ug/kg dry	10.0	10/15/09 22:14	MKP	9J14034	8270C
Indeno(1,2,3-cd)pyrene	**140**	D10,J	2100	58	ug/kg dry	10.0	10/15/09 22:14	MKP	9J14034	8270C
Phenanthrene	**210**	D10,J	2100	44	ug/kg dry	10.0	10/15/09 22:14	MKP	9J14034	8270C
Pyrene	**220**	D10,J	2100	14	ug/kg dry	10.0	10/15/09 22:14	MKP	9J14034	8270C
Total Metals by SW 846 Series Methods										
Aluminum	**7250**		13.1	NR	mg/kg dry	1.00	10/15/09 22:39	DAN	9J13083	6010B
Arsenic	**7.5**		2.6	NR	mg/kg dry	1.00	10/15/09 22:39	DAN	9J13083	6010B
Barium	**52.8**		0.653	NR	mg/kg dry	1.00	10/15/09 22:39	DAN	9J13083	6010B
Beryllium	**0.349**		0.261	NR	mg/kg dry	1.00	10/15/09 22:39	DAN	9J13083	6010B
Cadmium	**0.731**		0.261	NR	mg/kg dry	1.00	10/15/09 22:39	DAN	9J13083	6010B
Calcium	**26200**		65.3	NR	mg/kg dry	1.00	10/15/09 22:39	DAN	9J13083	6010B
Chromium	**565**		0.653	NR	mg/kg dry	1.00	10/15/09 22:39	DAN	9J13083	6010B
Cobalt	**5.35**		0.653	NR	mg/kg dry	1.00	10/15/09 22:39	DAN	9J13083	6010B
Copper	**84.2**		1.3	NR	mg/kg dry	1.00	10/15/09 22:39	DAN	9J13083	6010B
Iron	**23200**		13.1	NR	mg/kg dry	1.00	10/15/09 22:39	DAN	9J13083	6010B
Lead	**454**		1.3	NR	mg/kg dry	1.00	10/15/09 22:39	DAN	9J13083	6010B
Magnesium	**25800**		26.1	NR	mg/kg dry	1.00	10/15/09 22:39	DAN	9J13083	6010B
Manganese	**1120**		0.3	NR	mg/kg dry	1.00	10/15/09 22:39	DAN	9J13083	6010B
Nickel	**101**		6.53	NR	mg/kg dry	1.00	10/15/09 22:39	DAN	9J13083	6010B
Potassium	**770**		39.2	NR	mg/kg dry	1.00	10/15/09 22:39	DAN	9J13083	6010B
Vanadium	**9.48**		0.653	NR	mg/kg dry	1.00	10/15/09 22:39	DAN	9J13083	6010B
Zinc	**362**		2.6	NR	mg/kg dry	1.00	10/15/09 22:39	DAN	9J13083	6010B
General Chemistry Parameters										
Percent Solids	**81**		0.010	NR	%	1.00	10/14/09 13:27	JRR	9J14027	Dry Weight

Benchmark Environmental & Engineering Science
2558 Hamburg Turnpike, Suite 300
Lackawanna, NY 14218

SDG Number: RSJ0707

Project: Benchmark - Globe site
Project Number: TURN

Received: 10/08/09-10/13/09
Reported: 11/03/09 17:10

Executive Summary - Detections

Analyte	Sample Result	Data Qualifiers	RL	MDL	Units	Dil Fac	Date Analyzed	Lab Tech	Batch	Method
Client ID: TP-28 (4-6) (RSJ0763-03 - Solid)						**Sampled: 10/12/09 12:00**		**Recvd: 10/13/09 10:05**		
Semivolatile Organics by GC/MS										
2-Methylnaphthalene	**250**	D10,J	1900	22	ug/kg dry	10.0	10/15/09 21:26	MKP	9J14034	8270C
Acenaphthene	**180**	D10,J	1900	22	ug/kg dry	10.0	10/15/09 21:26	MKP	9J14034	8270C
Anthracene	**510**	D10,J	1900	47	ug/kg dry	10.0	10/15/09 21:26	MKP	9J14034	8270C
Benzo(a)anthracene	**1400**	D10,J	1900	32	ug/kg dry	10.0	10/15/09 21:26	MKP	9J14034	8270C
Benzo(a)pyrene	**1700**	D10,J	1900	45	ug/kg dry	10.0	10/15/09 21:26	MKP	9J14034	8270C
Benzo(b)fluoranthene	**2000**	D10	1900	36	ug/kg dry	10.0	10/15/09 21:26	MKP	9J14034	8270C
Benzo(ghi)perylene	**1400**	D10,J	1900	22	ug/kg dry	10.0	10/15/09 21:26	MKP	9J14034	8270C
Benzo(k)fluoranthene	**740**	D10,J	1900	20	ug/kg dry	10.0	10/15/09 21:26	MKP	9J14034	8270C
Carbazole	**230**	D10,J	1900	21	ug/kg dry	10.0	10/15/09 21:26	MKP	9J14034	8270C
Chrysene	**1500**	D10,J	1900	18	ug/kg dry	10.0	10/15/09 21:26	MKP	9J14034	8270C
Dibenzo(a,h)anthracene	**380**	D10,J	1900	22	ug/kg dry	10.0	10/15/09 21:26	MKP	9J14034	8270C
Dibenzofuran	**210**	D10,J	1900	19	ug/kg dry	10.0	10/15/09 21:26	MKP	9J14034	8270C
Fluoranthene	**2600**	D10	1900	27	ug/kg dry	10.0	10/15/09 21:26	MKP	9J14034	8270C
Fluorene	**270**	D10,J	1900	43	ug/kg dry	10.0	10/15/09 21:26	MKP	9J14034	8270C
Indeno(1,2,3-cd)pyrene	**1200**	D10,J	1900	51	ug/kg dry	10.0	10/15/09 21:26	MKP	9J14034	8270C
Naphthalene	**310**	D10,J	1900	31	ug/kg dry	10.0	10/15/09 21:26	MKP	9J14034	8270C
Phenanthrene	**2100**	D10	1900	39	ug/kg dry	10.0	10/15/09 21:26	MKP	9J14034	8270C
Pyrene	**2000**	D10	1900	12	ug/kg dry	10.0	10/15/09 21:26	MKP	9J14034	8270C
Total Metals by SW 846 Series Methods										
Aluminum	**9910**		10.1	NR	mg/kg dry	1.00	10/15/09 22:29	DAN	9J13083	6010B
Arsenic	**13.3**		2.0	NR	mg/kg dry	1.00	10/15/09 22:29	DAN	9J13083	6010B
Barium	**128**		0.504	NR	mg/kg dry	1.00	10/15/09 22:29	DAN	9J13083	6010B
Beryllium	**1.27**		0.202	NR	mg/kg dry	1.00	10/15/09 22:29	DAN	9J13083	6010B
Cadmium	**0.840**		0.202	NR	mg/kg dry	1.00	10/15/09 22:29	DAN	9J13083	6010B
Calcium	**21100**		50.4	NR	mg/kg dry	1.00	10/15/09 22:29	DAN	9J13083	6010B
Chromium	**407**		0.504	NR	mg/kg dry	1.00	10/15/09 22:29	DAN	9J13083	6010B
Cobalt	**8.46**		0.504	NR	mg/kg dry	1.00	10/15/09 22:29	DAN	9J13083	6010B
Copper	**105**		1.0	NR	mg/kg dry	1.00	10/15/09 22:29	DAN	9J13083	6010B
Iron	**23700**		10.1	NR	mg/kg dry	1.00	10/15/09 22:29	DAN	9J13083	6010B
Lead	**415**		1.0	NR	mg/kg dry	1.00	10/15/09 22:29	DAN	9J13083	6010B
Magnesium	**14600**		20.2	NR	mg/kg dry	1.00	10/15/09 22:29	DAN	9J13083	6010B
Manganese	**1280**		0.2	NR	mg/kg dry	1.00	10/15/09 22:29	DAN	9J13083	6010B
Nickel	**116**		5.04	NR	mg/kg dry	1.00	10/15/09 22:29	DAN	9J13083	6010B
Potassium	**1690**		30.3	NR	mg/kg dry	1.00	10/15/09 22:29	DAN	9J13083	6010B
Sodium	**199**		141	NR	mg/kg dry	1.00	10/15/09 22:29	DAN	9J13083	6010B
Vanadium	**13.2**		0.504	NR	mg/kg dry	1.00	10/15/09 22:29	DAN	9J13083	6010B
Zinc	**338**		2.0	NR	mg/kg dry	1.00	10/15/09 22:29	DAN	9J13083	6010B
Mercury	**0.0551**		0.0222	NR	mg/kg dry	1.00	10/15/09 18:48	MXM	9J14080	7471A
General Chemistry Parameters										
Percent Solids	**90**		0.010	NR	%	1.00	10/14/09 13:23	JRR	9J14027	Dry Weight

Benchmark Environmental & Engineering Science
2558 Hamburg Turnpike, Suite 300
Lackawanna, NY 14218

SDG Number: RSJ0707

Project: Benchmark - Globe site
Project Number: TURN

Received: 10/08/09-10/13/09
Reported: 11/03/09 17:10

Executive Summary - Detections

Analyte	Sample Result	Data Qualifiers	RL	MDL	Units	Dil Fac	Date Analyzed	Lab Tech	Batch	Method
Client ID: TP-29 (0-2) (RSJ0763-06 - Solid)						**Sampled: 10/12/09 16:00**		**Recvd: 10/13/09 10:05**		
Semivolatile Organics by GC/MS										
2-Methylnaphthalene	**140**	D10,J	2100	25	ug/kg dry	10.0	10/15/09 22:38	MKP	9J14034	8270C
Benzo(a)anthracene	**490**	D10,J	2100	36	ug/kg dry	10.0	10/15/09 22:38	MKP	9J14034	8270C
Benzo(a)pyrene	**550**	D10,J	2100	51	ug/kg dry	10.0	10/15/09 22:38	MKP	9J14034	8270C
Benzo(b)fluoranthene	**780**	D10,J	2100	41	ug/kg dry	10.0	10/15/09 22:38	MKP	9J14034	8270C
Benzo(ghi)perylene	**510**	D10,J	2100	25	ug/kg dry	10.0	10/15/09 22:38	MKP	9J14034	8270C
Benzo(k)fluoranthene	**270**	D10,J	2100	23	ug/kg dry	10.0	10/15/09 22:38	MKP	9J14034	8270C
Chrysene	**550**	D10,J	2100	21	ug/kg dry	10.0	10/15/09 22:38	MKP	9J14034	8270C
Fluoranthene	**810**	D10,J	2100	30	ug/kg dry	10.0	10/15/09 22:38	MKP	9J14034	8270C
Indeno(1,2,3-cd)pyrene	**410**	D10,J	2100	58	ug/kg dry	10.0	10/15/09 22:38	MKP	9J14034	8270C
Phenanthrene	**600**	D10,J	2100	44	ug/kg dry	10.0	10/15/09 22:38	MKP	9J14034	8270C
Pyrene	**680**	D10,J	2100	14	ug/kg dry	10.0	10/15/09 22:38	MKP	9J14034	8270C
Total Metals by SW 846 Series Methods										
Aluminum	**6290**		13.2	NR	mg/kg dry	1.00	10/15/09 22:44	DAN	9J13083	6010B
Arsenic	**16.1**		2.6	NR	mg/kg dry	1.00	10/15/09 22:44	DAN	9J13083	6010B
Barium	**88.9**		0.658	NR	mg/kg dry	1.00	10/15/09 22:44	DAN	9J13083	6010B
Beryllium	**0.425**		0.263	NR	mg/kg dry	1.00	10/15/09 22:44	DAN	9J13083	6010B
Cadmium	**0.559**		0.263	NR	mg/kg dry	1.00	10/15/09 22:44	DAN	9J13083	6010B
Calcium	**19000**		65.8	NR	mg/kg dry	1.00	10/15/09 22:44	DAN	9J13083	6010B
Chromium	**336**		0.658	NR	mg/kg dry	1.00	10/15/09 22:44	DAN	9J13083	6010B
Cobalt	**15.6**		0.658	NR	mg/kg dry	1.00	10/15/09 22:44	DAN	9J13083	6010B
Copper	**207**		1.3	NR	mg/kg dry	1.00	10/15/09 22:44	DAN	9J13083	6010B
Iron	**81500**	D08	65.8	NR	mg/kg dry	5.00	10/16/09 12:26	AMH	9J13083	6010B
Lead	**481**		1.3	NR	mg/kg dry	1.00	10/15/09 22:44	DAN	9J13083	6010B
Magnesium	**11900**		26.3	NR	mg/kg dry	1.00	10/15/09 22:44	DAN	9J13083	6010B
Manganese	**1620**		0.3	NR	mg/kg dry	1.00	10/15/09 22:44	DAN	9J13083	6010B
Nickel	**193**		6.58	NR	mg/kg dry	1.00	10/15/09 22:44	DAN	9J13083	6010B
Potassium	**1030**		39.5	NR	mg/kg dry	1.00	10/15/09 22:44	DAN	9J13083	6010B
Thallium	**8.4**		7.9	NR	mg/kg dry	1.00	10/15/09 22:44	DAN	9J13083	6010B
Vanadium	**21.7**		0.658	NR	mg/kg dry	1.00	10/15/09 22:44	DAN	9J13083	6010B
Zinc	**330**		2.6	NR	mg/kg dry	1.00	10/15/09 22:44	DAN	9J13083	6010B
Mercury	**0.0636**		0.0249	NR	mg/kg dry	1.00	10/15/09 18:56	MXM	9J14080	7471A
General Chemistry Parameters										
Percent Solids	**79**		0.010	NR	%	1.00	10/14/09 13:29	JRR	9J14027	Dry Weight

Benchmark Environmental & Engineering Science
2558 Hamburg Turnpike, Suite 300
Lackawanna, NY 14218

SDG Number: RSJ0707

Project: Benchmark - Globe site
Project Number: TURN

Received: 10/08/09-10/13/09
Reported: 11/03/09 17:10

Sample Summary

Sample Identification	Lab Number	Client Matrix	Date/Time Sampled	Date/Time Received	Sample Qualifiers
BLIND 6	RSJ0709-07	Solid	10/09/09 08:00	10/09/09 16:20	
BLIND 7	RSJ0709-08	Solid	10/09/09 08:00	10/09/09 16:20	
BLIND-2	RSJ0731-02	Solid	10/07/09 15:40	10/08/09 11:30	
SS-23	RSJ0707-01	Solid	10/09/09 08:50	10/09/09 16:20	
SS-24	RSJ0707-02	Solid	10/09/09 09:00	10/09/09 16:20	
SS-25	RSJ0707-03	Solid	10/09/09 09:05	10/09/09 16:20	
SS-26	RSJ0707-04	Solid	10/09/09 09:15	10/09/09 16:20	
SS-27	RSJ0707-05	Solid	10/09/09 09:21	10/09/09 16:20	
SS-28	RSJ0707-06	Solid	10/09/09 09:50	10/09/09 16:20	
TP-16 (0-2)	RSJ0709-03	Solid	10/09/09 13:50	10/09/09 16:20	
TP-17 (0-2)	RSJ0731-01	Solid	10/07/09 15:40	10/08/09 11:30	
TP-18 (0-2)	RSJ0709-02	Solid	10/09/09 11:45	10/09/09 16:20	
TP-20 (0-2)	RSJ0709-01	Solid	10/09/09 09:00	10/09/09 16:20	
TP-22 (0-2)	RSJ0710-01	Solid	10/09/09 09:45	10/09/09 16:20	
TP-23 (0-2)	RSJ0763-01	Solid	10/12/09 09:40	10/13/09 10:05	
TP-24 (0-3)	RSJ0709-04	Solid	10/09/09 15:05	10/09/09 16:20	
TP-25 (3-5)	RSJ0763-02	Solid	10/12/09 10:55	10/13/09 10:05	
TP-26 (5-7)	RSJ0763-04	Solid	10/12/09 14:30	10/13/09 10:05	
TP-27 (4-6)	RSJ0763-05	Solid	10/12/09 15:15	10/13/09 10:05	
TP-28 (4-6)	RSJ0763-03	Solid	10/12/09 12:00	10/13/09 10:05	
TP-29 (0-2)	RSJ0763-06	Solid	10/12/09 16:00	10/13/09 10:05	

Benchmark Environmental & Engineering Science
2558 Hamburg Turnpike, Suite 300
Lackawanna, NY 14218

SDG Number: RSJ0707

Project: Benchmark - Globe site
Project Number: TURN

Received: 10/08/09-10/13/09
Reported: 11/03/09 17:10

Analytical Report

Client ID: BLIND 6 (RSJ0709-07 - Solid) — **Sampled: 10/09/09 08:00** — **Recvd: 10/09/09 16:20**

Semivolatile Organics by GC/MS

Analyte	Sample Result	Data Qualifiers	RL	MDL	Units	Dil Fac	Date Analyzed	Lab Tech	Batch	Method
2,4,5-Trichlorophenol	ND	D12	900	190	ug/kg dry	5.00	10/14/09 23:19	JRS	9J13045	8270C
2,4,6-Trichlorophenol	ND	D12	900	59	ug/kg dry	5.00	10/14/09 23:19	JRS	9J13045	8270C
2,4-Dichlorophenol	ND	D12	900	47	ug/kg dry	5.00	10/14/09 23:19	JRS	9J13045	8270C
2,4-Dimethylphenol	ND	D12	900	240	ug/kg dry	5.00	10/14/09 23:19	JRS	9J13045	8270C
2,4-Dinitrophenol	ND	D12	1700	310	ug/kg dry	5.00	10/14/09 23:19	JRS	9J13045	8270C
2,4-Dinitrotoluene	ND	D12	900	140	ug/kg dry	5.00	10/14/09 23:19	JRS	9J13045	8270C
2,6-Dinitrotoluene	ND	D12	900	220	ug/kg dry	5.00	10/14/09 23:19	JRS	9J13045	8270C
2-Chloronaphthalene	ND	D12	900	60	ug/kg dry	5.00	10/14/09 23:19	JRS	9J13045	8270C
2-Chlorophenol	ND	D12	900	45	ug/kg dry	5.00	10/14/09 23:19	JRS	9J13045	8270C
2-Methylnaphthalene	**46**	D12,J	900	11	ug/kg dry	5.00	10/14/09 23:19	JRS	9J13045	8270C
2-Methylphenol	ND	D12	900	27	ug/kg dry	5.00	10/14/09 23:19	JRS	9J13045	8270C
2-Nitroaniline	ND	D12	1700	290	ug/kg dry	5.00	10/14/09 23:19	JRS	9J13045	8270C
2-Nitrophenol	ND	D12	900	41	ug/kg dry	5.00	10/14/09 23:19	JRS	9J13045	8270C
3,3'-Dichlorobenzidine	ND	D12	900	780	ug/kg dry	5.00	10/14/09 23:19	JRS	9J13045	8270C
3-Nitroaniline	ND	D12	1700	210	ug/kg dry	5.00	10/14/09 23:19	JRS	9J13045	8270C
4,6-Dinitro-2-methylphenol	ND	D12	1700	310	ug/kg dry	5.00	10/14/09 23:19	JRS	9J13045	8270C
4-Bromophenyl phenyl ether	ND	D12	900	280	ug/kg dry	5.00	10/14/09 23:19	JRS	9J13045	8270C
4-Chloro-3-methylphenol	ND	D12	900	37	ug/kg dry	5.00	10/14/09 23:19	JRS	9J13045	8270C
4-Chloroaniline	ND	D12	900	260	ug/kg dry	5.00	10/14/09 23:19	JRS	9J13045	8270C
4-Chlorophenyl phenyl ether	ND	D12	900	19	ug/kg dry	5.00	10/14/09 23:19	JRS	9J13045	8270C
4-Methylphenol	ND	D12	900	50	ug/kg dry	5.00	10/14/09 23:19	JRS	9J13045	8270C
4-Nitroaniline	ND	D12	1700	100	ug/kg dry	5.00	10/14/09 23:19	JRS	9J13045	8270C
4-Nitrophenol	ND	D12	1700	220	ug/kg dry	5.00	10/14/09 23:19	JRS	9J13045	8270C
Acenaphthene	ND	D12	900	10	ug/kg dry	5.00	10/14/09 23:19	JRS	9J13045	8270C
Acenaphthylene	ND	D12	900	7.3	ug/kg dry	5.00	10/14/09 23:19	JRS	9J13045	8270C
Acetophenone	ND	D12	900	46	ug/kg dry	5.00	10/14/09 23:19	JRS	9J13045	8270C
Anthracene	ND	D12	900	23	ug/kg dry	5.00	10/14/09 23:19	JRS	9J13045	8270C
Atrazine	ND	D12	900	40	ug/kg dry	5.00	10/14/09 23:19	JRS	9J13045	8270C
Benzaldehyde	ND	D12	900	98	ug/kg dry	5.00	10/14/09 23:19	JRS	9J13045	8270C
Benzo(a)anthracene	ND	D12	900	15	ug/kg dry	5.00	10/14/09 23:19	JRS	9J13045	8270C
Benzo(a)pyrene	ND	D12	900	22	ug/kg dry	5.00	10/14/09 23:19	JRS	9J13045	8270C
Benzo(b)fluoranthene	ND	D12	900	17	ug/kg dry	5.00	10/14/09 23:19	JRS	9J13045	8270C
Benzo(ghi)perylene	ND	D12	900	11	ug/kg dry	5.00	10/14/09 23:19	JRS	9J13045	8270C
Benzo(k)fluoranthene	ND	D12	900	9.8	ug/kg dry	5.00	10/14/09 23:19	JRS	9J13045	8270C
Biphenyl	ND	D12	900	56	ug/kg dry	5.00	10/14/09 23:19	JRS	9J13045	8270C
Bis(2-chloroethoxy)methane	ND	D12	900	49	ug/kg dry	5.00	10/14/09 23:19	JRS	9J13045	8270C
Bis(2-chloroethyl)ether	ND	D12	900	77	ug/kg dry	5.00	10/14/09 23:19	JRS	9J13045	8270C
2,2'-Oxybis(1-Chloropropane)	ND	D12	900	93	ug/kg dry	5.00	10/14/09 23:19	JRS	9J13045	8270C
Bis(2-ethylhexyl) phthalate	ND	D12	900	290	ug/kg dry	5.00	10/14/09 23:19	JRS	9J13045	8270C
Butyl benzyl phthalate	ND	D12	900	240	ug/kg dry	5.00	10/14/09 23:19	JRS	9J13045	8270C
Caprolactam	ND	D12	900	390	ug/kg dry	5.00	10/14/09 23:19	JRS	9J13045	8270C
Carbazole	ND	D12	900	10	ug/kg dry	5.00	10/14/09 23:19	JRS	9J13045	8270C
Chrysene	ND	D12	900	8.9	ug/kg dry	5.00	10/14/09 23:19	JRS	9J13045	8270C
Dibenzo(a,h)anthracene	ND	D12	900	10	ug/kg dry	5.00	10/14/09 23:19	JRS	9J13045	8270C
Dibenzofuran	ND	D12	900	9.3	ug/kg dry	5.00	10/14/09 23:19	JRS	9J13045	8270C
Diethyl phthalate	ND	D12	900	27	ug/kg dry	5.00	10/14/09 23:19	JRS	9J13045	8270C

Benchmark Environmental & Engineering Science
2558 Hamburg Turnpike, Suite 300
Lackawanna, NY 14218

SDG Number: RSJ0707

Project: Benchmark - Globe site
Project Number: TURN

Received: 10/08/09-10/13/09
Reported: 11/03/09 17:10

Analytical Report

Client ID: BLIND 6 (RSJ0709-07 - Solid) - cont. **Sampled: 10/09/09 08:00** **Recvd: 10/09/09 16:20**

Analyte	Sample Result	Data Qualifiers	RL	MDL	Units	Dil Fac	Date Analyzed	Lab Tech	Batch	Method
Semivolatile Organics by GC/MS - cont.										
Dimethyl phthalate	ND	D12	900	23	ug/kg dry	5.00	10/14/09 23:19	JRS	9J13045	8270C
Di-n-butyl phthalate	ND	D12	900	310	ug/kg dry	5.00	10/14/09 23:19	JRS	9J13045	8270C
Di-n-octyl phthalate	ND	D12	900	21	ug/kg dry	5.00	10/14/09 23:19	JRS	9J13045	8270C
Fluoranthene	**120**	D12,J	900	13	ug/kg dry	5.00	10/14/09 23:19	JRS	9J13045	8270C
Fluorene	ND	D12	900	21	ug/kg dry	5.00	10/14/09 23:19	JRS	9J13045	8270C
Hexachlorobenzene	ND	D12	900	44	ug/kg dry	5.00	10/14/09 23:19	JRS	9J13045	8270C
Hexachlorobutadiene	ND	D12	900	46	ug/kg dry	5.00	10/14/09 23:19	JRS	9J13045	8270C
Hexachlorocyclopentadiene	ND	D12	900	270	ug/kg dry	5.00	10/14/09 23:19	JRS	9J13045	8270C
Hexachloroethane	ND	D12	900	69	ug/kg dry	5.00	10/14/09 23:19	JRS	9J13045	8270C
Indeno(1,2,3-cd)pyrene	ND	D12	900	25	ug/kg dry	5.00	10/14/09 23:19	JRS	9J13045	8270C
Isophorone	ND	D12	900	45	ug/kg dry	5.00	10/14/09 23:19	JRS	9J13045	8270C
Naphthalene	ND	D12	900	15	ug/kg dry	5.00	10/14/09 23:19	JRS	9J13045	8270C
Nitrobenzene	ND	D12	900	40	ug/kg dry	5.00	10/14/09 23:19	JRS	9J13045	8270C
N-Nitrosodi-n-propylamine	ND	D12	900	71	ug/kg dry	5.00	10/14/09 23:19	JRS	9J13045	8270C
N-Nitrosodiphenylamine	ND	D12,L	900	49	ug/kg dry	5.00	10/14/09 23:19	JRS	9J13045	8270C
Pentachlorophenol	ND	D12	1700	310	ug/kg dry	5.00	10/14/09 23:19	JRS	9J13045	8270C
Phenanthrene	**270**	D12,J	900	19	ug/kg dry	5.00	10/14/09 23:19	JRS	9J13045	8270C
Phenol	ND	D12	900	94	ug/kg dry	5.00	10/14/09 23:19	JRS	9J13045	8270C
Pyrene	**150**	D12,J	900	5.8	ug/kg dry	5.00	10/14/09 23:19	JRS	9J13045	8270C
2,4,6-Tribromophenol	*70 %*	*D12*	*Surr Limits: (39-146%)*				*10/14/09 23:19*	*JRS*	*9J13045*	*8270C*
2-Fluorobiphenyl	*90 %*	*D12*	*Surr Limits: (37-120%)*				*10/14/09 23:19*	*JRS*	*9J13045*	*8270C*
2-Fluorophenol	*59 %*	*D12*	*Surr Limits: (18-120%)*				*10/14/09 23:19*	*JRS*	*9J13045*	*8270C*
Nitrobenzene-d5	*72 %*	*D12*	*Surr Limits: (34-132%)*				*10/14/09 23:19*	*JRS*	*9J13045*	*8270C*
Phenol-d5	*73 %*	*D12*	*Surr Limits: (11-120%)*				*10/14/09 23:19*	*JRS*	*9J13045*	*8270C*
p-Terphenyl-d14	*80 %*	*D12*	*Surr Limits: (58-147%)*				*10/14/09 23:19*	*JRS*	*9J13045*	*8270C*
Total Metals by SW 846 Series Methods										
Aluminum	**1160**		10.6	NR	mg/kg dry	1.00	10/14/09 15:55	LMH	9J13012	6010B
Antimony	ND		15.9	NR	mg/kg dry	1.00	10/14/09 15:55	LMH	9J13012	6010B
Arsenic	**7.9**		2.1	NR	mg/kg dry	1.00	10/14/09 15:55	LMH	9J13012	6010B
Barium	**31.2**		0.530	NR	mg/kg dry	1.00	10/14/09 15:55	LMH	9J13012	6010B
Beryllium	ND		0.212	NR	mg/kg dry	1.00	10/14/09 15:55	LMH	9J13012	6010B
Cadmium	**1.11**		0.212	NR	mg/kg dry	1.00	10/14/09 15:55	LMH	9J13012	6010B
Calcium	**5440**		53.0	NR	mg/kg dry	1.00	10/14/09 15:55	LMH	9J13012	6010B
Chromium	**236**		0.530	NR	mg/kg dry	1.00	10/14/09 15:55	LMH	9J13012	6010B
Cobalt	**8.80**		0.530	NR	mg/kg dry	1.00	10/14/09 15:55	LMH	9J13012	6010B
Copper	**265**		1.1	NR	mg/kg dry	1.00	10/14/09 15:55	LMH	9J13012	6010B
Iron	**102000**	D08	53.0	NR	mg/kg dry	5.00	10/15/09 15:39	DAN	9J13012	6010B
Lead	**138**		1.1	NR	mg/kg dry	1.00	10/14/09 15:55	LMH	9J13012	6010B
Magnesium	**1400**		21.2	NR	mg/kg dry	1.00	10/14/09 15:55	LMH	9J13012	6010B
Manganese	**1030**		0.2	NR	mg/kg dry	1.00	10/14/09 15:55	LMH	9J13012	6010B
Nickel	**86.2**		5.30	NR	mg/kg dry	1.00	10/14/09 15:55	LMH	9J13012	6010B
Potassium	**203**		31.8	NR	mg/kg dry	1.00	10/14/09 15:55	LMH	9J13012	6010B
Selenium	ND		4.2	NR	mg/kg dry	1.00	10/14/09 15:55	LMH	9J13012	6010B
Silver	ND		0.530	NR	mg/kg dry	1.00	10/14/09 15:55	LMH	9J13012	6010B
Sodium	ND		148	NR	mg/kg dry	1.00	10/14/09 15:55	LMH	9J13012	6010B
Thallium	ND	D02	31.8	NR	mg/kg dry	5.00	10/15/09 15:39	DAN	9J13012	6010B

Benchmark Environmental & Engineering Science
2558 Hamburg Turnpike, Suite 300
Lackawanna, NY 14218

SDG Number: RSJ0707

Project: Benchmark - Globe site
Project Number: TURN

Received: 10/08/09-10/13/09
Reported: 11/03/09 17:10

Analytical Report

Analyte	Sample Result	Data Qualifiers	RL	MDL	Units	Dil Fac	Date Analyzed	Lab Tech	Batch	Method
Client ID: BLIND 6 (RSJ0709-07 - Solid) - cont.						**Sampled: 10/09/09 08:00**		**Recvd: 10/09/09 16:20**		
Total Metals by SW 846 Series Methods - cont.										
Vanadium	**8.03**		0.530	NR	mg/kg dry	1.00	10/14/09 15:55	LMH	9J13012	6010B
Zinc	**313**		2.1	NR	mg/kg dry	1.00	10/14/09 15:55	LMH	9J13012	6010B
Mercury	**0.0234**		0.0230	NR	mg/kg dry	1.00	10/14/09 21:17	MXM	9J13028	7471A
General Chemistry Parameters										
Percent Solids	**92**		0.010	NR	%	1.00	10/13/09 15:42	JRR	9J13041	Dry Weight

Benchmark Environmental & Engineering Science
2558 Hamburg Turnpike, Suite 300
Lackawanna, NY 14218

SDG Number: RSJ0707

Project: Benchmark - Globe site
Project Number: TURN

Received: 10/08/09-10/13/09
Reported: 11/03/09 17:10

Analytical Report

Analyte	Sample Result	Data Qualifiers	RL	MDL	Units	Dil Fac	Date Analyzed	Lab Tech	Batch	Method
Client ID: BLIND 7 (RSJ0709-08 - Solid)						**Sampled: 10/09/09 08:00**		**Recvd: 10/09/09 16:20**		
Organochlorine Pesticides by EPA Method 8081A										
4,4'-DDD [2C]	ND	QFL, D10	19	3.7	ug/kg dry	10.0	10/15/09 15:12	DGB	9J13048	8081A
4,4'-DDE [2C]	ND	QFL, D10	19	5.5	ug/kg dry	10.0	10/15/09 15:12	DGB	9J13048	8081A
4,4'-DDT	**18**	QFL, D10,C4, J	19	4.3	ug/kg dry	10.0	10/15/09 15:12	DGB	9J13048	8081A
Aldrin [2C]	ND	QFL, D10	19	1.9	ug/kg dry	10.0	10/15/09 15:12	DGB	9J13048	8081A
alpha-BHC [2C]	ND	QFL, D10	19	3.4	ug/kg dry	10.0	10/15/09 15:12	DGB	9J13048	8081A
beta-BHC [2C]	ND	QFL, D10	19	14	ug/kg dry	10.0	10/15/09 15:12	DGB	9J13048	8081A
Chlordane [2C]	ND	QFL, D10	190	42	ug/kg dry	10.0	10/15/09 15:12	DGB	9J13048	8081A
delta-BHC [2C]	ND	QFL, D10	19	2.5	ug/kg dry	10.0	10/15/09 15:12	DGB	9J13048	8081A
Dieldrin [2C]	ND	QFL, D10	19	4.5	ug/kg dry	10.0	10/15/09 15:12	DGB	9J13048	8081A
Endosulfan I [2C]	ND	QFL, D10	19	4.0	ug/kg dry	10.0	10/15/09 15:12	DGB	9J13048	8081A
Endosulfan II [2C]	ND	QFL, D10	19	3.4	ug/kg dry	10.0	10/15/09 15:12	DGB	9J13048	8081A
Endosulfan sulfate [2C]	ND	QFL, D10	19	3.5	ug/kg dry	10.0	10/15/09 15:12	DGB	9J13048	8081A
Endrin [2C]	**8.3**	QFL, D10,J	19	6.1	ug/kg dry	10.0	10/15/09 15:12	DGB	9J13048	8081A
Endrin aldehyde [2C]	ND	QFL, D10,C4	19	4.8	ug/kg dry	10.0	10/15/09 15:12	DGB	9J13048	8081A
gamma-BHC (Lindane) [2C]	ND	QFL, D10	19	3.3	ug/kg dry	10.0	10/15/09 15:12	DGB	9J13048	8081A
Heptachlor [2C]	ND	QFL, D10	19	3.0	ug/kg dry	10.0	10/15/09 15:12	DGB	9J13048	8081A
Heptachlor epoxide [2C]	ND	QFL, D10	19	4.9	ug/kg dry	10.0	10/15/09 15:12	DGB	9J13048	8081A
Methoxychlor	ND	QFL, D10	19	5.0	ug/kg dry	10.0	10/15/09 15:12	DGB	9J13048	8081A
Toxaphene [2C]	ND	QFL, D10	190	110	ug/kg dry	10.0	10/15/09 15:12	DGB	9J13048	8081A
Decachlorobiphenyl [2C]	*	*QFL, D10,Z3*	*Surr Limits: (42-146%)*				*10/15/09 15:12*	*DGB*	*9J13048*	*8081A*
Tetrachloro-m-xylene [2C]	*	*QFL, D10,Z3*	*Surr Limits: (37-136%)*				*10/15/09 15:12*	*DGB*	*9J13048*	*8081A*
Polychlorinated Biphenyls by EPA Method 8082										
Aroclor 1016	ND	C7	19	3.7	ug/kg dry	1.00	10/14/09 23:32	JxM	9J13046	8082
Aroclor 1221	ND	C7	19	3.7	ug/kg dry	1.00	10/14/09 23:32	JxM	9J13046	8082
Aroclor 1232	ND	C7	19	3.7	ug/kg dry	1.00	10/14/09 23:32	JxM	9J13046	8082
Aroclor 1242	**15**	C7,J	19	4.1	ug/kg dry	1.00	10/14/09 23:32	JxM	9J13046	8082
Aroclor 1248	ND	C7	19	3.7	ug/kg dry	1.00	10/14/09 23:32	JxM	9J13046	8082
Aroclor 1254	**38**	C7	19	4.0	ug/kg dry	1.00	10/14/09 23:32	JxM	9J13046	8082
Aroclor 1260	**68**	C7	19	4.0	ug/kg dry	1.00	10/14/09 23:32	JxM	9J13046	8082
Decachlorobiphenyl	*65 %*	*C7*	*Surr Limits: (34-148%)*				*10/14/09 23:32*	*JxM*	*9J13046*	*8082*
Tetrachloro-m-xylene	*80 %*	*C7*	*Surr Limits: (35-134%)*				*10/14/09 23:32*	*JxM*	*9J13046*	*8082*
Herbicides										
2,4,5-T [2C]	ND		19	2.4	ug/kg dry	1.00	10/16/09 11:56	DGB	9J13049	8151A
2,4-D [2C]	ND		19	4.9	ug/kg dry	1.00	10/16/09 11:56	DGB	9J13049	8151A
Silvex (2,4,5-TP) [2C]	ND		19	2.1	ug/kg dry	1.00	10/16/09 11:56	DGB	9J13049	8151A
2,4-Dichlorophenylacetic acid [2C]	*52 %*		*Surr Limits: (19-128%)*				*10/16/09 11:56*	*DGB*	*9J13049*	*8151A*
General Chemistry Parameters										
Percent Solids	**88**		0.010	NR	%	1.00	10/13/09 15:44	JRR	9J13041	Dry Weight

Benchmark Environmental & Engineering Science
2558 Hamburg Turnpike, Suite 300
Lackawanna, NY 14218

SDG Number: RSJ0707

Project: Benchmark - Globe site
Project Number: TURN

Received: 10/08/09-10/13/09
Reported: 11/03/09 17:10

Analytical Report

Client ID: BLIND-2 (RSJ0731-02 - Solid) — **Sampled: 10/07/09 15:40** — **Recvd: 10/09/09 11:40**

Semivolatile Organics by GC/MS

Analyte	Sample Result	Data Qualifiers	RL	MDL	Units	Dil Fac	Date Analyzed	Lab Tech	Batch	Method
2,4,5-Trichlorophenol	ND	D12	4100	890	ug/kg dry	20.0	10/15/09 18:41	JRS	9J10011	8270C
2,4,6-Trichlorophenol	ND	D12	4100	270	ug/kg dry	20.0	10/15/09 18:41	JRS	9J10011	8270C
2,4-Dichlorophenol	ND	D12	4100	210	ug/kg dry	20.0	10/15/09 18:41	JRS	9J10011	8270C
2,4-Dimethylphenol	ND	D12	4100	1100	ug/kg dry	20.0	10/15/09 18:41	JRS	9J10011	8270C
2,4-Dinitrophenol	ND	D12,L2	8000	1400	ug/kg dry	20.0	10/15/09 18:41	JRS	9J10011	8270C
2,4-Dinitrotoluene	ND	D12	4100	630	ug/kg dry	20.0	10/15/09 18:41	JRS	9J10011	8270C
2,6-Dinitrotoluene	ND	D12	4100	1000	ug/kg dry	20.0	10/15/09 18:41	JRS	9J10011	8270C
2-Chloronaphthalene	ND	D12	4100	270	ug/kg dry	20.0	10/15/09 18:41	JRS	9J10011	8270C
2-Chlorophenol	ND	D12	4100	210	ug/kg dry	20.0	10/15/09 18:41	JRS	9J10011	8270C
2-Methylnaphthalene	ND	D12	4100	49	ug/kg dry	20.0	10/15/09 18:41	JRS	9J10011	8270C
2-Methylphenol	ND	D12	4100	130	ug/kg dry	20.0	10/15/09 18:41	JRS	9J10011	8270C
2-Nitroaniline	ND	D12	8000	1300	ug/kg dry	20.0	10/15/09 18:41	JRS	9J10011	8270C
2-Nitrophenol	ND	D12	4100	190	ug/kg dry	20.0	10/15/09 18:41	JRS	9J10011	8270C
3,3'-Dichlorobenzidine	ND	D12,L	4100	3600	ug/kg dry	20.0	10/15/09 18:41	JRS	9J10011	8270C
3-Nitroaniline	ND	D12	8000	940	ug/kg dry	20.0	10/15/09 18:41	JRS	9J10011	8270C
4,6-Dinitro-2-methylphenol	ND	D12	8000	1400	ug/kg dry	20.0	10/15/09 18:41	JRS	9J10011	8270C
4-Bromophenyl phenyl ether	ND	D12	4100	1300	ug/kg dry	20.0	10/15/09 18:41	JRS	9J10011	8270C
4-Chloro-3-methylphenol	ND	D12	4100	170	ug/kg dry	20.0	10/15/09 18:41	JRS	9J10011	8270C
4-Chloroaniline	ND	D12	4100	1200	ug/kg dry	20.0	10/15/09 18:41	JRS	9J10011	8270C
4-Chlorophenyl phenyl ether	ND	D12	4100	87	ug/kg dry	20.0	10/15/09 18:41	JRS	9J10011	8270C
4-Methylphenol	ND	D12	4100	230	ug/kg dry	20.0	10/15/09 18:41	JRS	9J10011	8270C
4-Nitroaniline	ND	D12	8000	460	ug/kg dry	20.0	10/15/09 18:41	JRS	9J10011	8270C
4-Nitrophenol	ND	D12	8000	990	ug/kg dry	20.0	10/15/09 18:41	JRS	9J10011	8270C
Acenaphthene	**170**	D12,J	4100	48	ug/kg dry	20.0	10/15/09 18:41	JRS	9J10011	8270C
Acenaphthylene	ND	D12	4100	33	ug/kg dry	20.0	10/15/09 18:41	JRS	9J10011	8270C
Acetophenone	ND	D12	4100	210	ug/kg dry	20.0	10/15/09 18:41	JRS	9J10011	8270C
Anthracene	**310**	D12,J	4100	100	ug/kg dry	20.0	10/15/09 18:41	JRS	9J10011	8270C
Atrazine	ND	D12	4100	180	ug/kg dry	20.0	10/15/09 18:41	JRS	9J10011	8270C
Benzaldehyde	ND	D12	4100	450	ug/kg dry	20.0	10/15/09 18:41	JRS	9J10011	8270C
Benzo(a)anthracene	**1200**	D12,J	4100	70	ug/kg dry	20.0	10/15/09 18:41	JRS	9J10011	8270C
Benzo(a)pyrene	**1500**	D12,J	4100	98	ug/kg dry	20.0	10/15/09 18:41	JRS	9J10011	8270C
Benzo(b)fluoranthene	**1500**	D12,J	4100	79	ug/kg dry	20.0	10/15/09 18:41	JRS	9J10011	8270C
Benzo(ghi)perylene	ND	D12	4100	49	ug/kg dry	20.0	10/15/09 18:41	JRS	9J10011	8270C
Benzo(k)fluoranthene	**820**	D12,J	4100	45	ug/kg dry	20.0	10/15/09 18:41	JRS	9J10011	8270C
Biphenyl	ND	D12	4100	250	ug/kg dry	20.0	10/15/09 18:41	JRS	9J10011	8270C
Bis(2-chloroethoxy)methane	ND	D12	4100	220	ug/kg dry	20.0	10/15/09 18:41	JRS	9J10011	8270C
Bis(2-chloroethyl)ether	ND	D12	4100	350	ug/kg dry	20.0	10/15/09 18:41	JRS	9J10011	8270C
2,2'-Oxybis(1-Chloropropane)	ND	D12	4100	430	ug/kg dry	20.0	10/15/09 18:41	JRS	9J10011	8270C
Bis(2-ethylhexyl) phthalate	ND	D12	4100	1300	ug/kg dry	20.0	10/15/09 18:41	JRS	9J10011	8270C
Butyl benzyl phthalate	ND	D12	4100	1100	ug/kg dry	20.0	10/15/09 18:41	JRS	9J10011	8270C
Caprolactam	ND	D12	4100	1800	ug/kg dry	20.0	10/15/09 18:41	JRS	9J10011	8270C
Carbazole	**210**	D12,J	4100	47	ug/kg dry	20.0	10/15/09 18:41	JRS	9J10011	8270C
Chrysene	**1300**	D12,J	4100	41	ug/kg dry	20.0	10/15/09 18:41	JRS	9J10011	8270C
Dibenzo(a,h)anthracene	ND	D12	4100	48	ug/kg dry	20.0	10/15/09 18:41	JRS	9J10011	8270C
Dibenzofuran	ND	D12	4100	42	ug/kg dry	20.0	10/15/09 18:41	JRS	9J10011	8270C

Benchmark Environmental & Engineering Science
2558 Hamburg Turnpike, Suite 300
Lackawanna, NY 14218

SDG Number: RSJ0707

Project: Benchmark - Globe site
Project Number: TURN

Received: 10/08/09-10/13/09
Reported: 11/03/09 17:10

Analytical Report

Analyte	Sample Result	Data Qualifiers	RL	MDL	Units	Dil Fac	Date Analyzed	Lab Tech	Batch	Method
Client ID: BLIND-2 (RSJ0731-02 - Solid) - cont.						**Sampled: 10/07/09 15:40**		**Recvd: 10/09/09 11:40**		
Semivolatile Organics by GC/MS - cont.										
Diethyl phthalate	ND	D12	4100	120	ug/kg dry	20.0	10/15/09 18:41	JRS	9J10011	8270C
Dimethyl phthalate	ND	D12	4100	110	ug/kg dry	20.0	10/15/09 18:41	JRS	9J10011	8270C
Di-n-butyl phthalate	ND	D12	4100	1400	ug/kg dry	20.0	10/15/09 18:41	JRS	9J10011	8270C
Di-n-octyl phthalate	ND	D12	4100	95	ug/kg dry	20.0	10/15/09 18:41	JRS	9J10011	8270C
Fluoranthene	**2100**	D12,J	4100	59	ug/kg dry	20.0	10/15/09 18:41	JRS	9J10011	8270C
Fluorene	ND	D12	4100	94	ug/kg dry	20.0	10/15/09 18:41	JRS	9J10011	8270C
Hexachlorobenzene	ND	D12	4100	200	ug/kg dry	20.0	10/15/09 18:41	JRS	9J10011	8270C
Hexachlorobutadiene	ND	D12	4100	210	ug/kg dry	20.0	10/15/09 18:41	JRS	9J10011	8270C
Hexachlorocyclopentadiene	ND	D12	4100	1200	ug/kg dry	20.0	10/15/09 18:41	JRS	9J10011	8270C
Hexachloroethane	ND	D12	4100	320	ug/kg dry	20.0	10/15/09 18:41	JRS	9J10011	8270C
Indeno(1,2,3-cd)pyrene	**1100**	D12,J	4100	110	ug/kg dry	20.0	10/15/09 18:41	JRS	9J10011	8270C
Isophorone	ND	D12	4100	200	ug/kg dry	20.0	10/15/09 18:41	JRS	9J10011	8270C
Naphthalene	ND	D12	4100	68	ug/kg dry	20.0	10/15/09 18:41	JRS	9J10011	8270C
Nitrobenzene	ND	D12	4100	180	ug/kg dry	20.0	10/15/09 18:41	JRS	9J10011	8270C
N-Nitrosodi-n-propylamine	ND	D12	4100	320	ug/kg dry	20.0	10/15/09 18:41	JRS	9J10011	8270C
N-Nitrosodiphenylamine	ND	D12,L	4100	220	ug/kg dry	20.0	10/15/09 18:41	JRS	9J10011	8270C
Pentachlorophenol	ND	D12	8000	1400	ug/kg dry	20.0	10/15/09 18:41	JRS	9J10011	8270C
Phenanthrene	**1500**	D12,J	4100	86	ug/kg dry	20.0	10/15/09 18:41	JRS	9J10011	8270C
Phenol	ND	D12	4100	430	ug/kg dry	20.0	10/15/09 18:41	JRS	9J10011	8270C
Pyrene	**1700**	D12,J	4100	26	ug/kg dry	20.0	10/15/09 18:41	JRS	9J10011	8270C
2,4,6-Tribromophenol	*135 %*	*D12*	*Surr Limits: (39-146%)*				*10/15/09 18:41*	*JRS*	*9J10011*	*8270C*
2-Fluorobiphenyl	*74 %*	*D12*	*Surr Limits: (37-120%)*				*10/15/09 18:41*	*JRS*	*9J10011*	*8270C*
2-Fluorophenol	*59 %*	*D12*	*Surr Limits: (18-120%)*				*10/15/09 18:41*	*JRS*	*9J10011*	*8270C*
Nitrobenzene-d5	*58 %*	*D12*	*Surr Limits: (34-132%)*				*10/15/09 18:41*	*JRS*	*9J10011*	*8270C*
Phenol-d5	*70 %*	*D12*	*Surr Limits: (11-120%)*				*10/15/09 18:41*	*JRS*	*9J10011*	*8270C*
p-Terphenyl-d14	*69 %*	*D12*	*Surr Limits: (58-147%)*				*10/15/09 18:41*	*JRS*	*9J10011*	*8270C*
Total Metals by SW 846 Series Methods										
Aluminum	**7830**		11.7	NR	mg/kg dry	1.00	10/15/09 14:15	DAN	9J12051	6010B
Antimony	ND		17.6	NR	mg/kg dry	1.00	10/15/09 14:15	DAN	9J12051	6010B
Arsenic	**5.3**		2.3	NR	mg/kg dry	1.00	10/15/09 14:15	DAN	9J12051	6010B
Barium	**42.7**		0.587	NR	mg/kg dry	1.00	10/15/09 14:15	DAN	9J12051	6010B
Beryllium	**0.473**		0.235	NR	mg/kg dry	1.00	10/15/09 14:15	DAN	9J12051	6010B
Cadmium	**0.636**		0.235	NR	mg/kg dry	1.00	10/15/09 14:15	DAN	9J12051	6010B
Calcium	**101000**	D08	293	NR	mg/kg dry	5.00	10/15/09 19:24	DAN	9J12051	6010B
Chromium	**51.3**		0.587	NR	mg/kg dry	1.00	10/15/09 14:15	DAN	9J12051	6010B
Cobalt	**7.15**		0.587	NR	mg/kg dry	1.00	10/15/09 14:15	DAN	9J12051	6010B
Copper	**26.7**		1.2	NR	mg/kg dry	1.00	10/15/09 14:15	DAN	9J12051	6010B
Iron	**15800**		11.7	NR	mg/kg dry	1.00	10/15/09 14:15	DAN	9J12051	6010B
Lead	**79.1**		1.2	NR	mg/kg dry	1.00	10/15/09 14:15	DAN	9J12051	6010B
Magnesium	**59300**	D08	117	NR	mg/kg dry	5.00	10/15/09 19:24	DAN	9J12051	6010B
Manganese	**640**		0.2	NR	mg/kg dry	1.00	10/15/09 14:15	DAN	9J12051	6010B
Nickel	**41.8**		5.87	NR	mg/kg dry	1.00	10/15/09 14:15	DAN	9J12051	6010B
Potassium	**1060**		35.2	NR	mg/kg dry	1.00	10/15/09 14:15	DAN	9J12051	6010B
Selenium	ND		4.7	NR	mg/kg dry	1.00	10/15/09 14:15	DAN	9J12051	6010B
Silver	ND		0.587	NR	mg/kg dry	1.00	10/15/09 14:15	DAN	9J12051	6010B
Sodium	**542**		164	NR	mg/kg dry	1.00	10/15/09 14:15	DAN	9J12051	6010B

Benchmark Environmental & Engineering Science
2558 Hamburg Turnpike, Suite 300
Lackawanna, NY 14218

SDG Number: RSJ0707

Project: Benchmark - Globe site
Project Number: TURN

Received: 10/08/09-10/13/09
Reported: 11/03/09 17:10

Analytical Report

Analyte	Sample Result	Data Qualifiers	RL	MDL	Units	Dil Fac	Date Analyzed	Lab Tech	Batch	Method
Client ID: BLIND-2 (RSJ0731-02 - Solid) - cont.						**Sampled: 10/07/09 15:40**		**Recvd: 10/09/09 11:40**		
Total Metals by SW 846 Series Methods - cont.										
Thallium	ND		7.0	NR	mg/kg dry	1.00	10/15/09 14:15	DAN	9J12051	6010B
Vanadium	**21.5**		0.587	NR	mg/kg dry	1.00	10/15/09 14:15	DAN	9J12051	6010B
Zinc	**326**		2.3	NR	mg/kg dry	1.00	10/15/09 14:15	DAN	9J12051	6010B
Mercury	**0.0504**		0.0222	NR	mg/kg dry	1.00	10/14/09 20:50	MXM	9J13028	7471A
General Chemistry Parameters										
Percent Solids	**82**		0.010	NR	%	1.00	10/13/09 12:53	SMS	9J12049	Dry Weight

Benchmark Environmental & Engineering Science
2558 Hamburg Turnpike, Suite 300
Lackawanna, NY 14218

SDG Number: RSJ0707

Project: Benchmark - Globe site
Project Number: TURN

Received: 10/08/09-10/13/09
Reported: 11/03/09 17:10

Analytical Report

Client ID: SS-23 (RSJ0707-01 - Solid) — **Sampled: 10/09/09 08:50** — **Recvd: 10/09/09 16:20**

Semivolatile Organics by GC/MS

Analyte	Sample Result	Data Qualifiers	RL	MDL	Units	Dil Fac	Date Analyzed	Lab Tech	Batch	Method
2,4,5-Trichlorophenol	ND	D12	3900	840	ug/kg dry	20.0	10/14/09 19:22	JRS	9J13045	8270C
2,4,6-Trichlorophenol	ND	D12	3900	250	ug/kg dry	20.0	10/14/09 19:22	JRS	9J13045	8270C
2,4-Dichlorophenol	ND	D12	3900	200	ug/kg dry	20.0	10/14/09 19:22	JRS	9J13045	8270C
2,4-Dimethylphenol	ND	D12	3900	1000	ug/kg dry	20.0	10/14/09 19:22	JRS	9J13045	8270C
2,4-Dinitrophenol	ND	D12	7500	1300	ug/kg dry	20.0	10/14/09 19:22	JRS	9J13045	8270C
2,4-Dinitrotoluene	ND	D12	3900	590	ug/kg dry	20.0	10/14/09 19:22	JRS	9J13045	8270C
2,6-Dinitrotoluene	ND	D12	3900	940	ug/kg dry	20.0	10/14/09 19:22	JRS	9J13045	8270C
2-Chloronaphthalene	ND	D12	3900	260	ug/kg dry	20.0	10/14/09 19:22	JRS	9J13045	8270C
2-Chlorophenol	ND	D12	3900	200	ug/kg dry	20.0	10/14/09 19:22	JRS	9J13045	8270C
2-Methylnaphthalene	**210**	D12,J	3900	46	ug/kg dry	20.0	10/14/09 19:22	JRS	9J13045	8270C
2-Methylphenol	ND	D12	3900	120	ug/kg dry	20.0	10/14/09 19:22	JRS	9J13045	8270C
2-Nitroaniline	ND	D12	7500	1200	ug/kg dry	20.0	10/14/09 19:22	JRS	9J13045	8270C
2-Nitrophenol	ND	D12	3900	180	ug/kg dry	20.0	10/14/09 19:22	JRS	9J13045	8270C
3,3'-Dichlorobenzidine	ND	D12	3900	3400	ug/kg dry	20.0	10/14/09 19:22	JRS	9J13045	8270C
3-Nitroaniline	ND	D12	7500	880	ug/kg dry	20.0	10/14/09 19:22	JRS	9J13045	8270C
4,6-Dinitro-2-methylphenol	ND	D12	7500	1300	ug/kg dry	20.0	10/14/09 19:22	JRS	9J13045	8270C
4-Bromophenyl phenyl ether	ND	D12	3900	1200	ug/kg dry	20.0	10/14/09 19:22	JRS	9J13045	8270C
4-Chloro-3-methylphenol	ND	D12	3900	160	ug/kg dry	20.0	10/14/09 19:22	JRS	9J13045	8270C
4-Chloroaniline	ND	D12	3900	1100	ug/kg dry	20.0	10/14/09 19:22	JRS	9J13045	8270C
4-Chlorophenyl phenyl ether	ND	D12	3900	82	ug/kg dry	20.0	10/14/09 19:22	JRS	9J13045	8270C
4-Methylphenol	ND	D12	3900	210	ug/kg dry	20.0	10/14/09 19:22	JRS	9J13045	8270C
4-Nitroaniline	ND	D12	7500	430	ug/kg dry	20.0	10/14/09 19:22	JRS	9J13045	8270C
4-Nitrophenol	ND	D12	7500	930	ug/kg dry	20.0	10/14/09 19:22	JRS	9J13045	8270C
Acenaphthene	ND	D12	3900	45	ug/kg dry	20.0	10/14/09 19:22	JRS	9J13045	8270C
Acenaphthylene	ND	D12	3900	31	ug/kg dry	20.0	10/14/09 19:22	JRS	9J13045	8270C
Acetophenone	ND	D12	3900	200	ug/kg dry	20.0	10/14/09 19:22	JRS	9J13045	8270C
Anthracene	ND	D12	3900	98	ug/kg dry	20.0	10/14/09 19:22	JRS	9J13045	8270C
Atrazine	ND	D12	3900	170	ug/kg dry	20.0	10/14/09 19:22	JRS	9J13045	8270C
Benzaldehyde	ND	D12	3900	420	ug/kg dry	20.0	10/14/09 19:22	JRS	9J13045	8270C
Benzo(a)anthracene	**320**	D12,J	3900	66	ug/kg dry	20.0	10/14/09 19:22	JRS	9J13045	8270C
Benzo(a)pyrene	ND	D12	3900	92	ug/kg dry	20.0	10/14/09 19:22	JRS	9J13045	8270C
Benzo(b)fluoranthene	**400**	D12,J	3900	74	ug/kg dry	20.0	10/14/09 19:22	JRS	9J13045	8270C
Benzo(ghi)perylene	ND	D12	3900	46	ug/kg dry	20.0	10/14/09 19:22	JRS	9J13045	8270C
Benzo(k)fluoranthene	ND	D12	3900	42	ug/kg dry	20.0	10/14/09 19:22	JRS	9J13045	8270C
Biphenyl	ND	D12	3900	240	ug/kg dry	20.0	10/14/09 19:22	JRS	9J13045	8270C
Bis(2-chloroethoxy)methane	ND	D12	3900	210	ug/kg dry	20.0	10/14/09 19:22	JRS	9J13045	8270C
Bis(2-chloroethyl)ether	ND	D12	3900	330	ug/kg dry	20.0	10/14/09 19:22	JRS	9J13045	8270C
2,2'-Oxybis(1-Chloropropane)	ND	D12	3900	400	ug/kg dry	20.0	10/14/09 19:22	JRS	9J13045	8270C
Bis(2-ethylhexyl) phthalate	ND	D12	3900	1200	ug/kg dry	20.0	10/14/09 19:22	JRS	9J13045	8270C
Butyl benzyl phthalate	ND	D12	3900	1000	ug/kg dry	20.0	10/14/09 19:22	JRS	9J13045	8270C
Caprolactam	ND	D12	3900	1700	ug/kg dry	20.0	10/14/09 19:22	JRS	9J13045	8270C
Carbazole	ND	D12	3900	44	ug/kg dry	20.0	10/14/09 19:22	JRS	9J13045	8270C
Chrysene	**300**	D12,J	3900	38	ug/kg dry	20.0	10/14/09 19:22	JRS	9J13045	8270C
Dibenzo(a,h)anthracene	ND	D12	3900	45	ug/kg dry	20.0	10/14/09 19:22	JRS	9J13045	8270C
Dibenzofuran	ND	D12	3900	40	ug/kg dry	20.0	10/14/09 19:22	JRS	9J13045	8270C

Benchmark Environmental & Engineering Science
2558 Hamburg Turnpike, Suite 300
Lackawanna, NY 14218

SDG Number: RSJ0707

Project: Benchmark - Globe site
Project Number: TURN

Received: 10/08/09-10/13/09
Reported: 11/03/09 17:10

Analytical Report

Client ID: SS-23 (RSJ0707-01 - Solid) - cont. **Sampled: 10/09/09 08:50** **Recvd: 10/09/09 16:20**

Analyte	Sample Result	Data Qualifiers	RL	MDL	Units	Dil Fac	Date Analyzed	Lab Tech	Batch	Method
Semivolatile Organics by GC/MS - cont.										
Diethyl phthalate	ND	D12	3900	120	ug/kg dry	20.0	10/14/09 19:22	JRS	9J13045	8270C
Dimethyl phthalate	ND	D12	3900	100	ug/kg dry	20.0	10/14/09 19:22	JRS	9J13045	8270C
Di-n-butyl phthalate	ND	D12	3900	1300	ug/kg dry	20.0	10/14/09 19:22	JRS	9J13045	8270C
Di-n-octyl phthalate	ND	D12	3900	90	ug/kg dry	20.0	10/14/09 19:22	JRS	9J13045	8270C
Fluoranthene	**500**	D12,J	3900	56	ug/kg dry	20.0	10/14/09 19:22	JRS	9J13045	8270C
Fluorene	ND	D12	3900	88	ug/kg dry	20.0	10/14/09 19:22	JRS	9J13045	8270C
Hexachlorobenzene	ND	D12	3900	190	ug/kg dry	20.0	10/14/09 19:22	JRS	9J13045	8270C
Hexachlorobutadiene	ND	D12	3900	200	ug/kg dry	20.0	10/14/09 19:22	JRS	9J13045	8270C
Hexachlorocyclopentadiene	ND	D12	3900	1200	ug/kg dry	20.0	10/14/09 19:22	JRS	9J13045	8270C
Hexachloroethane	ND	D12	3900	300	ug/kg dry	20.0	10/14/09 19:22	JRS	9J13045	8270C
Indeno(1,2,3-cd)pyrene	ND	D12	3900	110	ug/kg dry	20.0	10/14/09 19:22	JRS	9J13045	8270C
Isophorone	ND	D12	3900	190	ug/kg dry	20.0	10/14/09 19:22	JRS	9J13045	8270C
Naphthalene	ND	D12	3900	64	ug/kg dry	20.0	10/14/09 19:22	JRS	9J13045	8270C
Nitrobenzene	ND	D12	3900	170	ug/kg dry	20.0	10/14/09 19:22	JRS	9J13045	8270C
N-Nitrosodi-n-propylamine	ND	D12	3900	300	ug/kg dry	20.0	10/14/09 19:22	JRS	9J13045	8270C
N-Nitrosodiphenylamine	ND	D12,L	3900	210	ug/kg dry	20.0	10/14/09 19:22	JRS	9J13045	8270C
Pentachlorophenol	ND	D12	7500	1300	ug/kg dry	20.0	10/14/09 19:22	JRS	9J13045	8270C
Phenanthrene	**450**	D12,J	3900	80	ug/kg dry	20.0	10/14/09 19:22	JRS	9J13045	8270C
Phenol	ND	D12	3900	400	ug/kg dry	20.0	10/14/09 19:22	JRS	9J13045	8270C
Pyrene	**380**	D12,J	3900	25	ug/kg dry	20.0	10/14/09 19:22	JRS	9J13045	8270C
2,4,6-Tribromophenol	*99 %*	*D12*	*Surr Limits: (39-146%)*				*10/14/09 19:22*	*JRS*	*9J13045*	*8270C*
2-Fluorobiphenyl	*83 %*	*D12*	*Surr Limits: (37-120%)*				*10/14/09 19:22*	*JRS*	*9J13045*	*8270C*
2-Fluorophenol	*73 %*	*D12*	*Surr Limits: (18-120%)*				*10/14/09 19:22*	*JRS*	*9J13045*	*8270C*
Nitrobenzene-d5	*71 %*	*D12*	*Surr Limits: (34-132%)*				*10/14/09 19:22*	*JRS*	*9J13045*	*8270C*
Phenol-d5	*80 %*	*D12*	*Surr Limits: (11-120%)*				*10/14/09 19:22*	*JRS*	*9J13045*	*8270C*
p-Terphenyl-d14	*81 %*	*D12*	*Surr Limits: (58-147%)*				*10/14/09 19:22*	*JRS*	*9J13045*	*8270C*
Polychlorinated Biphenyls by EPA Method 8082										
Aroclor 1016	ND	C7	19	3.7	ug/kg dry	1.00	10/15/09 00:27	JxM	9J13046	8082
Aroclor 1221	ND	C7	19	3.7	ug/kg dry	1.00	10/15/09 00:27	JxM	9J13046	8082
Aroclor 1232	ND	C7	19	3.7	ug/kg dry	1.00	10/15/09 00:27	JxM	9J13046	8082
Aroclor 1242	**4.4**	C7,J	19	4.1	ug/kg dry	1.00	10/15/09 00:27	JxM	9J13046	8082
Aroclor 1248	ND	C7	19	3.7	ug/kg dry	1.00	10/15/09 00:27	JxM	9J13046	8082
Aroclor 1254	**14**	C7,J	19	4.0	ug/kg dry	1.00	10/15/09 00:27	JxM	9J13046	8082
Aroclor 1260	ND	C7	19	4.0	ug/kg dry	1.00	10/15/09 00:27	JxM	9J13046	8082
Decachlorobiphenyl	*82 %*	*C7*	*Surr Limits: (34-148%)*				*10/15/09 00:27*	*JxM*	*9J13046*	*8082*
Tetrachloro-m-xylene	*66 %*	*C7*	*Surr Limits: (35-134%)*				*10/15/09 00:27*	*JxM*	*9J13046*	*8082*
Total Metals by SW 846 Series Methods										
Aluminum	**7760**		12.2	NR	mg/kg dry	1.00	10/14/09 14:33	LMH	9J13012	6010B
Antimony	ND		18.3	NR	mg/kg dry	1.00	10/14/09 14:33	LMH	9J13012	6010B
Arsenic	**4.7**		2.4	NR	mg/kg dry	1.00	10/14/09 14:33	LMH	9J13012	6010B
Barium	**109**		0.609	NR	mg/kg dry	1.00	10/14/09 14:33	LMH	9J13012	6010B
Beryllium	**0.471**		0.244	NR	mg/kg dry	1.00	10/14/09 14:33	LMH	9J13012	6010B
Cadmium	**0.280**		0.244	NR	mg/kg dry	1.00	10/14/09 14:33	LMH	9J13012	6010B
Calcium	**47100**		60.9	NR	mg/kg dry	1.00	10/14/09 14:33	LMH	9J13012	6010B
Chromium	**85.8**		0.609	NR	mg/kg dry	1.00	10/14/09 14:33	LMH	9J13012	6010B

Benchmark Environmental & Engineering Science
2558 Hamburg Turnpike, Suite 300
Lackawanna, NY 14218

SDG Number: RSJ0707

Project: Benchmark - Globe site
Project Number: TURN

Received: 10/08/09-10/13/09
Reported: 11/03/09 17:10

Analytical Report

Analyte	Sample Result	Data Qualifiers	RL	MDL	Units	Dil Fac	Date Analyzed	Lab Tech	Batch	Method
Client ID: SS-23 (RSJ0707-01 - Solid) - cont.						**Sampled: 10/09/09 08:50**		**Recvd: 10/09/09 16:20**		
Total Metals by SW 846 Series Methods - cont.										
Cobalt	**9.40**		0.609	NR	mg/kg dry	1.00	10/14/09 14:33	LMH	9J13012	6010B
Copper	**30.8**		1.2	NR	mg/kg dry	1.00	10/14/09 14:33	LMH	9J13012	6010B
Iron	**20900**		12.2	NR	mg/kg dry	1.00	10/14/09 14:33	LMH	9J13012	6010B
Lead	**18.9**		1.2	NR	mg/kg dry	1.00	10/14/09 14:33	LMH	9J13012	6010B
Magnesium	**12700**		24.4	NR	mg/kg dry	1.00	10/14/09 14:33	LMH	9J13012	6010B
Manganese	**1260**		0.2	NR	mg/kg dry	1.00	10/14/09 14:33	LMH	9J13012	6010B
Nickel	**39.5**		6.09	NR	mg/kg dry	1.00	10/14/09 14:33	LMH	9J13012	6010B
Potassium	**1360**		36.5	NR	mg/kg dry	1.00	10/14/09 14:33	LMH	9J13012	6010B
Selenium	ND		4.9	NR	mg/kg dry	1.00	10/14/09 14:33	LMH	9J13012	6010B
Silver	ND		0.609	NR	mg/kg dry	1.00	10/14/09 14:33	LMH	9J13012	6010B
Sodium	ND		170	NR	mg/kg dry	1.00	10/14/09 14:33	LMH	9J13012	6010B
Thallium	ND		7.3	NR	mg/kg dry	1.00	10/14/09 14:33	LMH	9J13012	6010B
Vanadium	**17.6**		0.609	NR	mg/kg dry	1.00	10/14/09 14:33	LMH	9J13012	6010B
Zinc	**102**		2.4	NR	mg/kg dry	1.00	10/14/09 14:33	LMH	9J13012	6010B
Mercury	ND		0.0223	NR	mg/kg dry	1.00	10/14/09 20:52	MXM	9J13028	7471A
General Chemistry Parameters										
Percent Solids	**87**		0.010	NR	%	1.00	10/13/09 15:22	JRR	9J13041	Dry Weight

Benchmark Environmental & Engineering Science
2558 Hamburg Turnpike, Suite 300
Lackawanna, NY 14218

SDG Number: RSJ0707

Project: Benchmark - Globe site
Project Number: TURN

Received: 10/08/09-10/13/09
Reported: 11/03/09 17:10

Analytical Report

Client ID: SS-24 (RSJ0707-02 - Solid) — **Sampled: 10/09/09 09:00** — **Recvd: 10/09/09 16:20**

Semivolatile Organics by GC/MS

Analyte	Sample Result	Data Qualifiers	RL	MDL	Units	Dil Fac	Date Analyzed	Lab Tech	Batch	Method
2,4,5-Trichlorophenol	ND	D12	4400	960	ug/kg dry	20.0	10/14/09 19:45	JRS	9J13045	8270C
2,4,6-Trichlorophenol	ND	D12	4400	290	ug/kg dry	20.0	10/14/09 19:45	JRS	9J13045	8270C
2,4-Dichlorophenol	ND	D12	4400	230	ug/kg dry	20.0	10/14/09 19:45	JRS	9J13045	8270C
2,4-Dimethylphenol	ND	D12	4400	1200	ug/kg dry	20.0	10/14/09 19:45	JRS	9J13045	8270C
2,4-Dinitrophenol	ND	D12	8600	1500	ug/kg dry	20.0	10/14/09 19:45	JRS	9J13045	8270C
2,4-Dinitrotoluene	ND	D12	4400	680	ug/kg dry	20.0	10/14/09 19:45	JRS	9J13045	8270C
2,6-Dinitrotoluene	ND	D12	4400	1100	ug/kg dry	20.0	10/14/09 19:45	JRS	9J13045	8270C
2-Chloronaphthalene	ND	D12	4400	290	ug/kg dry	20.0	10/14/09 19:45	JRS	9J13045	8270C
2-Chlorophenol	ND	D12	4400	220	ug/kg dry	20.0	10/14/09 19:45	JRS	9J13045	8270C
2-Methylnaphthalene	ND	D12	4400	53	ug/kg dry	20.0	10/14/09 19:45	JRS	9J13045	8270C
2-Methylphenol	ND	D12	4400	130	ug/kg dry	20.0	10/14/09 19:45	JRS	9J13045	8270C
2-Nitroaniline	ND	D12	8600	1400	ug/kg dry	20.0	10/14/09 19:45	JRS	9J13045	8270C
2-Nitrophenol	ND	D12	4400	200	ug/kg dry	20.0	10/14/09 19:45	JRS	9J13045	8270C
3,3'-Dichlorobenzidine	ND	D12	4400	3800	ug/kg dry	20.0	10/14/09 19:45	JRS	9J13045	8270C
3-Nitroaniline	ND	D12	8600	1000	ug/kg dry	20.0	10/14/09 19:45	JRS	9J13045	8270C
4,6-Dinitro-2-methylphenol	ND	D12	8600	1500	ug/kg dry	20.0	10/14/09 19:45	JRS	9J13045	8270C
4-Bromophenyl phenyl ether	ND	D12	4400	1400	ug/kg dry	20.0	10/14/09 19:45	JRS	9J13045	8270C
4-Chloro-3-methylphenol	ND	D12	4400	180	ug/kg dry	20.0	10/14/09 19:45	JRS	9J13045	8270C
4-Chloroaniline	ND	D12	4400	1300	ug/kg dry	20.0	10/14/09 19:45	JRS	9J13045	8270C
4-Chlorophenyl phenyl ether	ND	D12	4400	93	ug/kg dry	20.0	10/14/09 19:45	JRS	9J13045	8270C
4-Methylphenol	ND	D12	4400	240	ug/kg dry	20.0	10/14/09 19:45	JRS	9J13045	8270C
4-Nitroaniline	ND	D12	8600	490	ug/kg dry	20.0	10/14/09 19:45	JRS	9J13045	8270C
4-Nitrophenol	ND	D12	8600	1100	ug/kg dry	20.0	10/14/09 19:45	JRS	9J13045	8270C
Acenaphthene	ND	D12	4400	52	ug/kg dry	20.0	10/14/09 19:45	JRS	9J13045	8270C
Acenaphthylene	ND	D12	4400	36	ug/kg dry	20.0	10/14/09 19:45	JRS	9J13045	8270C
Acetophenone	ND	D12	4400	230	ug/kg dry	20.0	10/14/09 19:45	JRS	9J13045	8270C
Anthracene	ND	D12	4400	110	ug/kg dry	20.0	10/14/09 19:45	JRS	9J13045	8270C
Atrazine	ND	D12	4400	200	ug/kg dry	20.0	10/14/09 19:45	JRS	9J13045	8270C
Benzaldehyde	ND	D12	4400	480	ug/kg dry	20.0	10/14/09 19:45	JRS	9J13045	8270C
Benzo(a)anthracene	**320**	D12,J	4400	76	ug/kg dry	20.0	10/14/09 19:45	JRS	9J13045	8270C
Benzo(a)pyrene	ND	D12	4400	110	ug/kg dry	20.0	10/14/09 19:45	JRS	9J13045	8270C
Benzo(b)fluoranthene	**370**	D12,J	4400	85	ug/kg dry	20.0	10/14/09 19:45	JRS	9J13045	8270C
Benzo(ghi)perylene	ND	D12	4400	53	ug/kg dry	20.0	10/14/09 19:45	JRS	9J13045	8270C
Benzo(k)fluoranthene	ND	D12	4400	48	ug/kg dry	20.0	10/14/09 19:45	JRS	9J13045	8270C
Biphenyl	ND	D12	4400	270	ug/kg dry	20.0	10/14/09 19:45	JRS	9J13045	8270C
Bis(2-chloroethoxy)methane	ND	D12	4400	240	ug/kg dry	20.0	10/14/09 19:45	JRS	9J13045	8270C
Bis(2-chloroethyl)ether	ND	D12	4400	380	ug/kg dry	20.0	10/14/09 19:45	JRS	9J13045	8270C
2,2'-Oxybis(1-Chloropropane)	ND	D12	4400	460	ug/kg dry	20.0	10/14/09 19:45	JRS	9J13045	8270C
Bis(2-ethylhexyl) phthalate	ND	D12	4400	1400	ug/kg dry	20.0	10/14/09 19:45	JRS	9J13045	8270C
Butyl benzyl phthalate	ND	D12	4400	1200	ug/kg dry	20.0	10/14/09 19:45	JRS	9J13045	8270C
Caprolactam	ND	D12	4400	1900	ug/kg dry	20.0	10/14/09 19:45	JRS	9J13045	8270C
Carbazole	ND	D12	4400	51	ug/kg dry	20.0	10/14/09 19:45	JRS	9J13045	8270C
Chrysene	**260**	D12,J	4400	44	ug/kg dry	20.0	10/14/09 19:45	JRS	9J13045	8270C
Dibenzo(a,h)anthracene	ND	D12	4400	52	ug/kg dry	20.0	10/14/09 19:45	JRS	9J13045	8270C
Dibenzofuran	ND	D12	4400	46	ug/kg dry	20.0	10/14/09 19:45	JRS	9J13045	8270C

Benchmark Environmental & Engineering Science
2558 Hamburg Turnpike, Suite 300
Lackawanna, NY 14218

SDG Number: RSJ0707

Project: Benchmark - Globe site
Project Number: TURN

Received: 10/08/09-10/13/09
Reported: 11/03/09 17:10

Analytical Report

Analyte	Sample Result	Data Qualifiers	RL	MDL	Units	Dil Fac	Date Analyzed	Lab Tech	Batch	Method
Client ID: SS-24 (RSJ0707-02 - Solid) - cont.						**Sampled: 10/09/09 09:00**		**Recvd: 10/09/09 16:20**		
Semivolatile Organics by GC/MS - cont.										
Diethyl phthalate	ND	D12	4400	130	ug/kg dry	20.0	10/14/09 19:45	JRS	9J13045	8270C
Dimethyl phthalate	ND	D12	4400	110	ug/kg dry	20.0	10/14/09 19:45	JRS	9J13045	8270C
Di-n-butyl phthalate	ND	D12	4400	1500	ug/kg dry	20.0	10/14/09 19:45	JRS	9J13045	8270C
Di-n-octyl phthalate	ND	D12	4400	100	ug/kg dry	20.0	10/14/09 19:45	JRS	9J13045	8270C
Fluoranthene	**420**	D12,J	4400	64	ug/kg dry	20.0	10/14/09 19:45	JRS	9J13045	8270C
Fluorene	ND	D12	4400	100	ug/kg dry	20.0	10/14/09 19:45	JRS	9J13045	8270C
Hexachlorobenzene	ND	D12	4400	220	ug/kg dry	20.0	10/14/09 19:45	JRS	9J13045	8270C
Hexachlorobutadiene	ND	D12	4400	220	ug/kg dry	20.0	10/14/09 19:45	JRS	9J13045	8270C
Hexachlorocyclopentadiene	ND	D12	4400	1300	ug/kg dry	20.0	10/14/09 19:45	JRS	9J13045	8270C
Hexachloroethane	ND	D12	4400	340	ug/kg dry	20.0	10/14/09 19:45	JRS	9J13045	8270C
Indeno(1,2,3-cd)pyrene	ND	D12	4400	120	ug/kg dry	20.0	10/14/09 19:45	JRS	9J13045	8270C
Isophorone	ND	D12	4400	220	ug/kg dry	20.0	10/14/09 19:45	JRS	9J13045	8270C
Naphthalene	ND	D12	4400	73	ug/kg dry	20.0	10/14/09 19:45	JRS	9J13045	8270C
Nitrobenzene	ND	D12	4400	190	ug/kg dry	20.0	10/14/09 19:45	JRS	9J13045	8270C
N-Nitrosodi-n-propylamine	ND	D12	4400	350	ug/kg dry	20.0	10/14/09 19:45	JRS	9J13045	8270C
N-Nitrosodiphenylamine	ND	D12,L	4400	240	ug/kg dry	20.0	10/14/09 19:45	JRS	9J13045	8270C
Pentachlorophenol	ND	D12	8600	1500	ug/kg dry	20.0	10/14/09 19:45	JRS	9J13045	8270C
Phenanthrene	**230**	D12,J	4400	92	ug/kg dry	20.0	10/14/09 19:45	JRS	9J13045	8270C
Phenol	ND	D12	4400	460	ug/kg dry	20.0	10/14/09 19:45	JRS	9J13045	8270C
Pyrene	**460**	D12,J	4400	28	ug/kg dry	20.0	10/14/09 19:45	JRS	9J13045	8270C
2,4,6-Tribromophenol	*108 %*	*D12*	*Surr Limits: (39-146%)*				*10/14/09 19:45*	*JRS*	*9J13045*	*8270C*
2-Fluorobiphenyl	*85 %*	*D12*	*Surr Limits: (37-120%)*				*10/14/09 19:45*	*JRS*	*9J13045*	*8270C*
2-Fluorophenol	*66 %*	*D12*	*Surr Limits: (18-120%)*				*10/14/09 19:45*	*JRS*	*9J13045*	*8270C*
Nitrobenzene-d5	*73 %*	*D12*	*Surr Limits: (34-132%)*				*10/14/09 19:45*	*JRS*	*9J13045*	*8270C*
Phenol-d5	*81 %*	*D12*	*Surr Limits: (11-120%)*				*10/14/09 19:45*	*JRS*	*9J13045*	*8270C*
p-Terphenyl-d14	*76 %*	*D12*	*Surr Limits: (58-147%)*				*10/14/09 19:45*	*JRS*	*9J13045*	*8270C*
Polychlorinated Biphenyls by EPA Method 8082										
Aroclor 1016	ND	C7	22	4.3	ug/kg dry	1.00	10/15/09 00:45	JxM	9J13046	8082
Aroclor 1221	ND	C7	22	4.3	ug/kg dry	1.00	10/15/09 00:45	JxM	9J13046	8082
Aroclor 1232	ND	C7	22	4.3	ug/kg dry	1.00	10/15/09 00:45	JxM	9J13046	8082
Aroclor 1242	ND	C7	22	4.8	ug/kg dry	1.00	10/15/09 00:45	JxM	9J13046	8082
Aroclor 1248	ND	C7	22	4.3	ug/kg dry	1.00	10/15/09 00:45	JxM	9J13046	8082
Aroclor 1254	**17**	C7,J	22	4.6	ug/kg dry	1.00	10/15/09 00:45	JxM	9J13046	8082
Aroclor 1260	ND	C7	22	4.6	ug/kg dry	1.00	10/15/09 00:45	JxM	9J13046	8082
Decachlorobiphenyl	*69 %*	*C7*	*Surr Limits: (34-148%)*				*10/15/09 00:45*	*JxM*	*9J13046*	*8082*
Tetrachloro-m-xylene	*84 %*	*C7*	*Surr Limits: (35-134%)*				*10/15/09 00:45*	*JxM*	*9J13046*	*8082*
Total Metals by SW 846 Series Methods										
Aluminum	**13300**		14.3	NR	mg/kg dry	1.00	10/14/09 14:38	LMH	9J13012	6010B
Antimony	ND		21.5	NR	mg/kg dry	1.00	10/14/09 14:38	LMH	9J13012	6010B
Arsenic	**5.3**		2.9	NR	mg/kg dry	1.00	10/14/09 14:38	LMH	9J13012	6010B
Barium	**121**		0.717	NR	mg/kg dry	1.00	10/14/09 14:38	LMH	9J13012	6010B
Beryllium	**0.633**		0.287	NR	mg/kg dry	1.00	10/14/09 14:38	LMH	9J13012	6010B
Cadmium	**0.735**		0.287	NR	mg/kg dry	1.00	10/14/09 14:38	LMH	9J13012	6010B
Calcium	**12400**		71.7	NR	mg/kg dry	1.00	10/14/09 14:38	LMH	9J13012	6010B
Chromium	**34.0**		0.717	NR	mg/kg dry	1.00	10/14/09 14:38	LMH	9J13012	6010B

Benchmark Environmental & Engineering Science
2558 Hamburg Turnpike, Suite 300
Lackawanna, NY 14218

SDG Number: RSJ0707

Project: Benchmark - Globe site
Project Number: TURN

Received: 10/08/09-10/13/09
Reported: 11/03/09 17:10

Analytical Report

Analyte	Sample Result	Data Qualifiers	RL	MDL	Units	Dil Fac	Date Analyzed	Lab Tech	Batch	Method
Client ID: SS-24 (RSJ0707-02 - Solid) - cont.						**Sampled: 10/09/09 09:00**		**Recvd: 10/09/09 16:20**		
Total Metals by SW 846 Series Methods - cont.										
Cobalt	**11.5**		0.717	NR	mg/kg dry	1.00	10/14/09 14:38	LMH	9J13012	6010B
Copper	**37.7**		1.4	NR	mg/kg dry	1.00	10/14/09 14:38	LMH	9J13012	6010B
Iron	**21400**		14.3	NR	mg/kg dry	1.00	10/14/09 14:38	LMH	9J13012	6010B
Lead	**46.2**		1.4	NR	mg/kg dry	1.00	10/14/09 14:38	LMH	9J13012	6010B
Magnesium	**7660**		28.7	NR	mg/kg dry	1.00	10/14/09 14:38	LMH	9J13012	6010B
Manganese	**779**		0.3	NR	mg/kg dry	1.00	10/14/09 14:38	LMH	9J13012	6010B
Nickel	**32.6**		7.17	NR	mg/kg dry	1.00	10/14/09 14:38	LMH	9J13012	6010B
Potassium	**2070**		43.0	NR	mg/kg dry	1.00	10/14/09 14:38	LMH	9J13012	6010B
Selenium	ND		5.7	NR	mg/kg dry	1.00	10/14/09 14:38	LMH	9J13012	6010B
Silver	ND		0.717	NR	mg/kg dry	1.00	10/14/09 14:38	LMH	9J13012	6010B
Sodium	ND		201	NR	mg/kg dry	1.00	10/14/09 14:38	LMH	9J13012	6010B
Thallium	ND		8.6	NR	mg/kg dry	1.00	10/14/09 14:38	LMH	9J13012	6010B
Vanadium	**27.1**		0.717	NR	mg/kg dry	1.00	10/14/09 14:38	LMH	9J13012	6010B
Zinc	**275**		2.9	NR	mg/kg dry	1.00	10/14/09 14:38	LMH	9J13012	6010B
Mercury	**0.0763**		0.0254	NR	mg/kg dry	1.00	10/14/09 20:53	MXM	9J13028	7471A
General Chemistry Parameters										
Percent Solids	**75**		0.010	NR	%	1.00	10/13/09 15:24	JRR	9J13041	Dry Weight

Benchmark Environmental & Engineering Science
2558 Hamburg Turnpike, Suite 300
Lackawanna, NY 14218

SDG Number: RSJ0707

Project: Benchmark - Globe site
Project Number: TURN

Received: 10/08/09-10/13/09
Reported: 11/03/09 17:10

Analytical Report

Client ID: SS-25 (RSJ0707-03 - Solid) — **Sampled: 10/09/09 09:05** — **Recvd: 10/09/09 16:20**

Semivolatile Organics by GC/MS

Analyte	Sample Result	Data Qualifiers	RL	MDL	Units	Dil Fac	Date Analyzed	Lab Tech	Batch	Method
2,4,5-Trichlorophenol	ND	D12	4900	1100	ug/kg dry	20.0	10/14/09 20:09	JRS	9J13045	8270C
2,4,6-Trichlorophenol	ND	D12	4900	320	ug/kg dry	20.0	10/14/09 20:09	JRS	9J13045	8270C
2,4-Dichlorophenol	ND	D12	4900	250	ug/kg dry	20.0	10/14/09 20:09	JRS	9J13045	8270C
2,4-Dimethylphenol	ND	D12	4900	1300	ug/kg dry	20.0	10/14/09 20:09	JRS	9J13045	8270C
2,4-Dinitrophenol	ND	D12	9500	1700	ug/kg dry	20.0	10/14/09 20:09	JRS	9J13045	8270C
2,4-Dinitrotoluene	ND	D12	4900	750	ug/kg dry	20.0	10/14/09 20:09	JRS	9J13045	8270C
2,6-Dinitrotoluene	ND	D12	4900	1200	ug/kg dry	20.0	10/14/09 20:09	JRS	9J13045	8270C
2-Chloronaphthalene	ND	D12	4900	330	ug/kg dry	20.0	10/14/09 20:09	JRS	9J13045	8270C
2-Chlorophenol	ND	D12	4900	250	ug/kg dry	20.0	10/14/09 20:09	JRS	9J13045	8270C
2-Methylnaphthalene	ND	D12	4900	59	ug/kg dry	20.0	10/14/09 20:09	JRS	9J13045	8270C
2-Methylphenol	ND	D12	4900	150	ug/kg dry	20.0	10/14/09 20:09	JRS	9J13045	8270C
2-Nitroaniline	ND	D12	9500	1600	ug/kg dry	20.0	10/14/09 20:09	JRS	9J13045	8270C
2-Nitrophenol	ND	D12	4900	220	ug/kg dry	20.0	10/14/09 20:09	JRS	9J13045	8270C
3,3'-Dichlorobenzidine	ND	D12	4900	4300	ug/kg dry	20.0	10/14/09 20:09	JRS	9J13045	8270C
3-Nitroaniline	ND	D12	9500	1100	ug/kg dry	20.0	10/14/09 20:09	JRS	9J13045	8270C
4,6-Dinitro-2-methylphenol	ND	D12	9500	1700	ug/kg dry	20.0	10/14/09 20:09	JRS	9J13045	8270C
4-Bromophenyl phenyl ether	ND	D12	4900	1500	ug/kg dry	20.0	10/14/09 20:09	JRS	9J13045	8270C
4-Chloro-3-methylphenol	ND	D12	4900	200	ug/kg dry	20.0	10/14/09 20:09	JRS	9J13045	8270C
4-Chloroaniline	ND	D12	4900	1400	ug/kg dry	20.0	10/14/09 20:09	JRS	9J13045	8270C
4-Chlorophenyl phenyl ether	ND	D12	4900	100	ug/kg dry	20.0	10/14/09 20:09	JRS	9J13045	8270C
4-Methylphenol	ND	D12	4900	270	ug/kg dry	20.0	10/14/09 20:09	JRS	9J13045	8270C
4-Nitroaniline	ND	D12	9500	540	ug/kg dry	20.0	10/14/09 20:09	JRS	9J13045	8270C
4-Nitrophenol	ND	D12	9500	1200	ug/kg dry	20.0	10/14/09 20:09	JRS	9J13045	8270C
Acenaphthene	ND	D12	4900	57	ug/kg dry	20.0	10/14/09 20:09	JRS	9J13045	8270C
Acenaphthylene	ND	D12	4900	40	ug/kg dry	20.0	10/14/09 20:09	JRS	9J13045	8270C
Acetophenone	ND	D12	4900	250	ug/kg dry	20.0	10/14/09 20:09	JRS	9J13045	8270C
Anthracene	ND	D12	4900	120	ug/kg dry	20.0	10/14/09 20:09	JRS	9J13045	8270C
Atrazine	ND	D12	4900	220	ug/kg dry	20.0	10/14/09 20:09	JRS	9J13045	8270C
Benzaldehyde	ND	D12	4900	530	ug/kg dry	20.0	10/14/09 20:09	JRS	9J13045	8270C
Benzo(a)anthracene	**730**	D12,J	4900	84	ug/kg dry	20.0	10/14/09 20:09	JRS	9J13045	8270C
Benzo(a)pyrene	ND	D12	4900	120	ug/kg dry	20.0	10/14/09 20:09	JRS	9J13045	8270C
Benzo(b)fluoranthene	**730**	D12,J	4900	94	ug/kg dry	20.0	10/14/09 20:09	JRS	9J13045	8270C
Benzo(ghi)perylene	ND	D12	4900	58	ug/kg dry	20.0	10/14/09 20:09	JRS	9J13045	8270C
Benzo(k)fluoranthene	**510**	D12,J	4900	54	ug/kg dry	20.0	10/14/09 20:09	JRS	9J13045	8270C
Biphenyl	ND	D12	4900	300	ug/kg dry	20.0	10/14/09 20:09	JRS	9J13045	8270C
Bis(2-chloroethoxy)methane	ND	D12	4900	260	ug/kg dry	20.0	10/14/09 20:09	JRS	9J13045	8270C
Bis(2-chloroethyl)ether	ND	D12	4900	420	ug/kg dry	20.0	10/14/09 20:09	JRS	9J13045	8270C
2,2'-Oxybis(1-Chloropropane)	ND	D12	4900	510	ug/kg dry	20.0	10/14/09 20:09	JRS	9J13045	8270C
Bis(2-ethylhexyl) phthalate	ND	D12	4900	1600	ug/kg dry	20.0	10/14/09 20:09	JRS	9J13045	8270C
Butyl benzyl phthalate	ND	D12	4900	1300	ug/kg dry	20.0	10/14/09 20:09	JRS	9J13045	8270C
Caprolactam	ND	D12	4900	2100	ug/kg dry	20.0	10/14/09 20:09	JRS	9J13045	8270C
Carbazole	ND	D12	4900	56	ug/kg dry	20.0	10/14/09 20:09	JRS	9J13045	8270C
Chrysene	**600**	D12,J	4900	49	ug/kg dry	20.0	10/14/09 20:09	JRS	9J13045	8270C
Dibenzo(a,h)anthracene	ND	D12	4900	57	ug/kg dry	20.0	10/14/09 20:09	JRS	9J13045	8270C
Dibenzofuran	ND	D12	4900	51	ug/kg dry	20.0	10/14/09 20:09	JRS	9J13045	8270C

Benchmark Environmental & Engineering Science
2558 Hamburg Turnpike, Suite 300
Lackawanna, NY 14218

SDG Number: RSJ0707

Project: Benchmark - Globe site
Project Number: TURN

Received: 10/08/09-10/13/09
Reported: 11/03/09 17:10

Analytical Report

Analyte	Sample Result	Data Qualifiers	RL	MDL	Units	Dil Fac	Date Analyzed	Lab Tech	Batch	Method
Client ID: SS-25 (RSJ0707-03 - Solid) - cont.						**Sampled: 10/09/09 09:05**		**Recvd: 10/09/09 16:20**		
Semivolatile Organics by GC/MS - cont.										
Diethyl phthalate	ND	D12	4900	150	ug/kg dry	20.0	10/14/09 20:09	JRS	9J13045	8270C
Dimethyl phthalate	ND	D12	4900	130	ug/kg dry	20.0	10/14/09 20:09	JRS	9J13045	8270C
Di-n-butyl phthalate	ND	D12	4900	1700	ug/kg dry	20.0	10/14/09 20:09	JRS	9J13045	8270C
Di-n-octyl phthalate	ND	D12	4900	110	ug/kg dry	20.0	10/14/09 20:09	JRS	9J13045	8270C
Fluoranthene	**910**	D12,J	4900	70	ug/kg dry	20.0	10/14/09 20:09	JRS	9J13045	8270C
Fluorene	ND	D12	4900	110	ug/kg dry	20.0	10/14/09 20:09	JRS	9J13045	8270C
Hexachlorobenzene	ND	D12	4900	240	ug/kg dry	20.0	10/14/09 20:09	JRS	9J13045	8270C
Hexachlorobutadiene	ND	D12	4900	250	ug/kg dry	20.0	10/14/09 20:09	JRS	9J13045	8270C
Hexachlorocyclopentadiene	ND	D12	4900	1500	ug/kg dry	20.0	10/14/09 20:09	JRS	9J13045	8270C
Hexachloroethane	ND	D12	4900	380	ug/kg dry	20.0	10/14/09 20:09	JRS	9J13045	8270C
Indeno(1,2,3-cd)pyrene	**370**	D12,J	4900	130	ug/kg dry	20.0	10/14/09 20:09	JRS	9J13045	8270C
Isophorone	ND	D12	4900	240	ug/kg dry	20.0	10/14/09 20:09	JRS	9J13045	8270C
Naphthalene	ND	D12	4900	81	ug/kg dry	20.0	10/14/09 20:09	JRS	9J13045	8270C
Nitrobenzene	ND	D12	4900	220	ug/kg dry	20.0	10/14/09 20:09	JRS	9J13045	8270C
N-Nitrosodi-n-propylamine	ND	D12	4900	390	ug/kg dry	20.0	10/14/09 20:09	JRS	9J13045	8270C
N-Nitrosodiphenylamine	ND	D12,L	4900	270	ug/kg dry	20.0	10/14/09 20:09	JRS	9J13045	8270C
Pentachlorophenol	ND	D12	9500	1700	ug/kg dry	20.0	10/14/09 20:09	JRS	9J13045	8270C
Phenanthrene	**680**	D12,J	4900	100	ug/kg dry	20.0	10/14/09 20:09	JRS	9J13045	8270C
Phenol	ND	D12	4900	510	ug/kg dry	20.0	10/14/09 20:09	JRS	9J13045	8270C
Pyrene	**830**	D12,J	4900	31	ug/kg dry	20.0	10/14/09 20:09	JRS	9J13045	8270C
2,4,6-Tribromophenol	*99 %*	*D12*	*Surr Limits: (39-146%)*				*10/14/09 20:09*	*JRS*	*9J13045*	*8270C*
2-Fluorobiphenyl	*78 %*	*D12*	*Surr Limits: (37-120%)*				*10/14/09 20:09*	*JRS*	*9J13045*	*8270C*
2-Fluorophenol	*58 %*	*D12*	*Surr Limits: (18-120%)*				*10/14/09 20:09*	*JRS*	*9J13045*	*8270C*
Nitrobenzene-d5	*67 %*	*D12*	*Surr Limits: (34-132%)*				*10/14/09 20:09*	*JRS*	*9J13045*	*8270C*
Phenol-d5	*71 %*	*D12*	*Surr Limits: (11-120%)*				*10/14/09 20:09*	*JRS*	*9J13045*	*8270C*
p-Terphenyl-d14	*71 %*	*D12*	*Surr Limits: (58-147%)*				*10/14/09 20:09*	*JRS*	*9J13045*	*8270C*
Polychlorinated Biphenyls by EPA Method 8082										
Aroclor 1016	ND	C7	24	4.7	ug/kg dry	1.00	10/15/09 01:03	JxM	9J13046	8082
Aroclor 1221	ND	C7	24	4.7	ug/kg dry	1.00	10/15/09 01:03	JxM	9J13046	8082
Aroclor 1232	ND	C7	24	4.7	ug/kg dry	1.00	10/15/09 01:03	JxM	9J13046	8082
Aroclor 1242	ND	C7	24	5.2	ug/kg dry	1.00	10/15/09 01:03	JxM	9J13046	8082
Aroclor 1248	ND	C7	24	4.7	ug/kg dry	1.00	10/15/09 01:03	JxM	9J13046	8082
Aroclor 1254	**26**	C7	24	5.1	ug/kg dry	1.00	10/15/09 01:03	JxM	9J13046	8082
Aroclor 1260	ND	C7	24	5.1	ug/kg dry	1.00	10/15/09 01:03	JxM	9J13046	8082
Decachlorobiphenyl	*74 %*	*C7*	*Surr Limits: (34-148%)*				*10/15/09 01:03*	*JxM*	*9J13046*	*8082*
Tetrachloro-m-xylene	*78 %*	*C7*	*Surr Limits: (35-134%)*				*10/15/09 01:03*	*JxM*	*9J13046*	*8082*
Total Metals by SW 846 Series Methods										
Aluminum	**8360**		16.1	NR	mg/kg dry	1.00	10/14/09 14:43	LMH	9J13012	6010B
Antimony	ND		24.1	NR	mg/kg dry	1.00	10/14/09 14:43	LMH	9J13012	6010B
Arsenic	**12.3**		3.2	NR	mg/kg dry	1.00	10/14/09 14:43	LMH	9J13012	6010B
Barium	**108**		0.805	NR	mg/kg dry	1.00	10/14/09 14:43	LMH	9J13012	6010B
Beryllium	**0.560**		0.322	NR	mg/kg dry	1.00	10/14/09 14:43	LMH	9J13012	6010B
Cadmium	**1.38**		0.322	NR	mg/kg dry	1.00	10/14/09 14:43	LMH	9J13012	6010B
Calcium	**15500**		80.5	NR	mg/kg dry	1.00	10/14/09 14:43	LMH	9J13012	6010B
Chromium	**234**		0.805	NR	mg/kg dry	1.00	10/14/09 14:43	LMH	9J13012	6010B

Benchmark Environmental & Engineering Science
2558 Hamburg Turnpike, Suite 300
Lackawanna, NY 14218

SDG Number: RSJ0707

Project: Benchmark - Globe site
Project Number: TURN

Received: 10/08/09-10/13/09
Reported: 11/03/09 17:10

Analytical Report

Analyte	Sample Result	Data Qualifiers	RL	MDL	Units	Dil Fac	Date Analyzed	Lab Tech	Batch	Method
Client ID: SS-25 (RSJ0707-03 - Solid) - cont.						**Sampled: 10/09/09 09:05**		**Recvd: 10/09/09 16:20**		
Total Metals by SW 846 Series Methods - cont.										
Cobalt	**16.8**		0.805	NR	mg/kg dry	1.00	10/14/09 14:43	LMH	9J13012	6010B
Copper	**155**		1.6	NR	mg/kg dry	1.00	10/14/09 14:43	LMH	9J13012	6010B
Iron	**72200**		16.1	NR	mg/kg dry	1.00	10/14/09 14:43	LMH	9J13012	6010B
Lead	**364**		1.6	NR	mg/kg dry	1.00	10/14/09 14:43	LMH	9J13012	6010B
Magnesium	**9700**		32.2	NR	mg/kg dry	1.00	10/14/09 14:43	LMH	9J13012	6010B
Manganese	**1190**		0.3	NR	mg/kg dry	1.00	10/14/09 14:43	LMH	9J13012	6010B
Nickel	**175**		8.05	NR	mg/kg dry	1.00	10/14/09 14:43	LMH	9J13012	6010B
Potassium	**2120**		48.3	NR	mg/kg dry	1.00	10/14/09 14:43	LMH	9J13012	6010B
Selenium	ND		6.4	NR	mg/kg dry	1.00	10/14/09 14:43	LMH	9J13012	6010B
Silver	ND		0.805	NR	mg/kg dry	1.00	10/14/09 14:43	LMH	9J13012	6010B
Sodium	ND		225	NR	mg/kg dry	1.00	10/14/09 14:43	LMH	9J13012	6010B
Thallium	ND	D02	48.3	NR	mg/kg dry	5.00	10/15/09 14:38	DAN	9J13012	6010B
Vanadium	**26.3**		0.805	NR	mg/kg dry	1.00	10/14/09 14:43	LMH	9J13012	6010B
Zinc	**410**		3.2	NR	mg/kg dry	1.00	10/14/09 14:43	LMH	9J13012	6010B
Mercury	**0.0710**		0.0302	NR	mg/kg dry	1.00	10/14/09 20:55	MXM	9J13028	7471A
General Chemistry Parameters										
Percent Solids	**68**		0.010	NR	%	1.00	10/13/09 15:26	JRR	9J13041	Dry Weight

Benchmark Environmental & Engineering Science
2558 Hamburg Turnpike, Suite 300
Lackawanna, NY 14218

SDG Number: RSJ0707

Project: Benchmark - Globe site
Project Number: TURN

Received: 10/08/09-10/13/09
Reported: 11/03/09 17:10

Analytical Report

Client ID: SS-26 (RSJ0707-04 - Solid) — **Sampled: 10/09/09 09:15** — **Recvd: 10/09/09 16:20**

Semivolatile Organics by GC/MS

Analyte	Sample Result	Data Qualifiers	RL	MDL	Units	Dil Fac	Date Analyzed	Lab Tech	Batch	Method
2,4,5-Trichlorophenol	ND	D12	4400	960	ug/kg dry	20.0	10/14/09 20:33	JRS	9J13045	8270C
2,4,6-Trichlorophenol	ND	D12	4400	290	ug/kg dry	20.0	10/14/09 20:33	JRS	9J13045	8270C
2,4-Dichlorophenol	ND	D12	4400	230	ug/kg dry	20.0	10/14/09 20:33	JRS	9J13045	8270C
2,4-Dimethylphenol	ND	D12	4400	1200	ug/kg dry	20.0	10/14/09 20:33	JRS	9J13045	8270C
2,4-Dinitrophenol	ND	D12	8600	1500	ug/kg dry	20.0	10/14/09 20:33	JRS	9J13045	8270C
2,4-Dinitrotoluene	ND	D12	4400	680	ug/kg dry	20.0	10/14/09 20:33	JRS	9J13045	8270C
2,6-Dinitrotoluene	ND	D12	4400	1100	ug/kg dry	20.0	10/14/09 20:33	JRS	9J13045	8270C
2-Chloronaphthalene	ND	D12	4400	300	ug/kg dry	20.0	10/14/09 20:33	JRS	9J13045	8270C
2-Chlorophenol	ND	D12	4400	220	ug/kg dry	20.0	10/14/09 20:33	JRS	9J13045	8270C
2-Methylnaphthalene	ND	D12	4400	54	ug/kg dry	20.0	10/14/09 20:33	JRS	9J13045	8270C
2-Methylphenol	ND	D12	4400	140	ug/kg dry	20.0	10/14/09 20:33	JRS	9J13045	8270C
2-Nitroaniline	ND	D12	8600	1400	ug/kg dry	20.0	10/14/09 20:33	JRS	9J13045	8270C
2-Nitrophenol	ND	D12	4400	200	ug/kg dry	20.0	10/14/09 20:33	JRS	9J13045	8270C
3,3'-Dichlorobenzidine	ND	D12	4400	3900	ug/kg dry	20.0	10/14/09 20:33	JRS	9J13045	8270C
3-Nitroaniline	ND	D12	8600	1000	ug/kg dry	20.0	10/14/09 20:33	JRS	9J13045	8270C
4,6-Dinitro-2-methylphenol	ND	D12	8600	1500	ug/kg dry	20.0	10/14/09 20:33	JRS	9J13045	8270C
4-Bromophenyl phenyl ether	ND	D12	4400	1400	ug/kg dry	20.0	10/14/09 20:33	JRS	9J13045	8270C
4-Chloro-3-methylphenol	ND	D12	4400	180	ug/kg dry	20.0	10/14/09 20:33	JRS	9J13045	8270C
4-Chloroaniline	ND	D12	4400	1300	ug/kg dry	20.0	10/14/09 20:33	JRS	9J13045	8270C
4-Chlorophenyl phenyl ether	ND	D12	4400	94	ug/kg dry	20.0	10/14/09 20:33	JRS	9J13045	8270C
4-Methylphenol	ND	D12	4400	250	ug/kg dry	20.0	10/14/09 20:33	JRS	9J13045	8270C
4-Nitroaniline	ND	D12	8600	490	ug/kg dry	20.0	10/14/09 20:33	JRS	9J13045	8270C
4-Nitrophenol	ND	D12	8600	1100	ug/kg dry	20.0	10/14/09 20:33	JRS	9J13045	8270C
Acenaphthene	ND	D12	4400	52	ug/kg dry	20.0	10/14/09 20:33	JRS	9J13045	8270C
Acenaphthylene	ND	D12	4400	36	ug/kg dry	20.0	10/14/09 20:33	JRS	9J13045	8270C
Acetophenone	ND	D12	4400	230	ug/kg dry	20.0	10/14/09 20:33	JRS	9J13045	8270C
Anthracene	ND	D12	4400	110	ug/kg dry	20.0	10/14/09 20:33	JRS	9J13045	8270C
Atrazine	ND	D12	4400	200	ug/kg dry	20.0	10/14/09 20:33	JRS	9J13045	8270C
Benzaldehyde	ND	D12	4400	480	ug/kg dry	20.0	10/14/09 20:33	JRS	9J13045	8270C
Benzo(a)anthracene	**400**	D12,J	4400	76	ug/kg dry	20.0	10/14/09 20:33	JRS	9J13045	8270C
Benzo(a)pyrene	ND	D12	4400	110	ug/kg dry	20.0	10/14/09 20:33	JRS	9J13045	8270C
Benzo(b)fluoranthene	**290**	D12,J	4400	86	ug/kg dry	20.0	10/14/09 20:33	JRS	9J13045	8270C
Benzo(ghi)perylene	ND	D12	4400	53	ug/kg dry	20.0	10/14/09 20:33	JRS	9J13045	8270C
Benzo(k)fluoranthene	ND	D12	4400	49	ug/kg dry	20.0	10/14/09 20:33	JRS	9J13045	8270C
Biphenyl	ND	D12	4400	280	ug/kg dry	20.0	10/14/09 20:33	JRS	9J13045	8270C
Bis(2-chloroethoxy)methane	ND	D12	4400	240	ug/kg dry	20.0	10/14/09 20:33	JRS	9J13045	8270C
Bis(2-chloroethyl)ether	ND	D12	4400	380	ug/kg dry	20.0	10/14/09 20:33	JRS	9J13045	8270C
2,2'-Oxybis(1-Chloropropane)	ND	D12	4400	460	ug/kg dry	20.0	10/14/09 20:33	JRS	9J13045	8270C
Bis(2-ethylhexyl) phthalate	ND	D12	4400	1400	ug/kg dry	20.0	10/14/09 20:33	JRS	9J13045	8270C
Butyl benzyl phthalate	ND	D12	4400	1200	ug/kg dry	20.0	10/14/09 20:33	JRS	9J13045	8270C
Caprolactam	ND	D12	4400	1900	ug/kg dry	20.0	10/14/09 20:33	JRS	9J13045	8270C
Carbazole	ND	D12	4400	51	ug/kg dry	20.0	10/14/09 20:33	JRS	9J13045	8270C
Chrysene	**260**	D12,J	4400	44	ug/kg dry	20.0	10/14/09 20:33	JRS	9J13045	8270C
Dibenzo(a,h)anthracene	ND	D12	4400	52	ug/kg dry	20.0	10/14/09 20:33	JRS	9J13045	8270C
Dibenzofuran	ND	D12	4400	46	ug/kg dry	20.0	10/14/09 20:33	JRS	9J13045	8270C

Benchmark Environmental & Engineering Science
2558 Hamburg Turnpike, Suite 300
Lackawanna, NY 14218

SDG Number: RSJ0707

Project: Benchmark - Globe site
Project Number: TURN

Received: 10/08/09-10/13/09
Reported: 11/03/09 17:10

Analytical Report

Analyte	Sample Result	Data Qualifiers	RL	MDL	Units	Dil Fac	Date Analyzed	Lab Tech	Batch	Method
Client ID: SS-26 (RSJ0707-04 - Solid) - cont.						**Sampled: 10/09/09 09:15**		**Recvd: 10/09/09 16:20**		
Semivolatile Organics by GC/MS - cont.										
Diethyl phthalate	ND	D12	4400	130	ug/kg dry	20.0	10/14/09 20:33	JRS	9J13045	8270C
Dimethyl phthalate	ND	D12	4400	120	ug/kg dry	20.0	10/14/09 20:33	JRS	9J13045	8270C
Di-n-butyl phthalate	ND	D12	4400	1500	ug/kg dry	20.0	10/14/09 20:33	JRS	9J13045	8270C
Di-n-octyl phthalate	ND	D12	4400	100	ug/kg dry	20.0	10/14/09 20:33	JRS	9J13045	8270C
Fluoranthene	**440**	D12,J	4400	64	ug/kg dry	20.0	10/14/09 20:33	JRS	9J13045	8270C
Fluorene	ND	D12	4400	100	ug/kg dry	20.0	10/14/09 20:33	JRS	9J13045	8270C
Hexachlorobenzene	ND	D12	4400	220	ug/kg dry	20.0	10/14/09 20:33	JRS	9J13045	8270C
Hexachlorobutadiene	ND	D12	4400	230	ug/kg dry	20.0	10/14/09 20:33	JRS	9J13045	8270C
Hexachlorocyclopentadiene	ND	D12	4400	1300	ug/kg dry	20.0	10/14/09 20:33	JRS	9J13045	8270C
Hexachloroethane	ND	D12	4400	340	ug/kg dry	20.0	10/14/09 20:33	JRS	9J13045	8270C
Indeno(1,2,3-cd)pyrene	ND	D12	4400	120	ug/kg dry	20.0	10/14/09 20:33	JRS	9J13045	8270C
Isophorone	ND	D12	4400	220	ug/kg dry	20.0	10/14/09 20:33	JRS	9J13045	8270C
Naphthalene	ND	D12	4400	74	ug/kg dry	20.0	10/14/09 20:33	JRS	9J13045	8270C
Nitrobenzene	ND	D12	4400	200	ug/kg dry	20.0	10/14/09 20:33	JRS	9J13045	8270C
N-Nitrosodi-n-propylamine	ND	D12	4400	350	ug/kg dry	20.0	10/14/09 20:33	JRS	9J13045	8270C
N-Nitrosodiphenylamine	ND	D12,L	4400	240	ug/kg dry	20.0	10/14/09 20:33	JRS	9J13045	8270C
Pentachlorophenol	ND	D12	8600	1500	ug/kg dry	20.0	10/14/09 20:33	JRS	9J13045	8270C
Phenanthrene	**230**	D12,J	4400	93	ug/kg dry	20.0	10/14/09 20:33	JRS	9J13045	8270C
Phenol	ND	D12	4400	470	ug/kg dry	20.0	10/14/09 20:33	JRS	9J13045	8270C
Pyrene	ND	D12	4400	29	ug/kg dry	20.0	10/14/09 20:33	JRS	9J13045	8270C
2,4,6-Tribromophenol	*108 %*	*D12*	*Surr Limits: (39-146%)*				*10/14/09 20:33*	*JRS*	*9J13045*	*8270C*
2-Fluorobiphenyl	*89 %*	*D12*	*Surr Limits: (37-120%)*				*10/14/09 20:33*	*JRS*	*9J13045*	*8270C*
2-Fluorophenol	*76 %*	*D12*	*Surr Limits: (18-120%)*				*10/14/09 20:33*	*JRS*	*9J13045*	*8270C*
Nitrobenzene-d5	*71 %*	*D12*	*Surr Limits: (34-132%)*				*10/14/09 20:33*	*JRS*	*9J13045*	*8270C*
Phenol-d5	*79 %*	*D12*	*Surr Limits: (11-120%)*				*10/14/09 20:33*	*JRS*	*9J13045*	*8270C*
p-Terphenyl-d14	*74 %*	*D12*	*Surr Limits: (58-147%)*				*10/14/09 20:33*	*JRS*	*9J13045*	*8270C*
Polychlorinated Biphenyls by EPA Method 8082										
Aroclor 1016	ND	C7	22	4.3	ug/kg dry	1.00	10/15/09 01:22	JxM	9J13046	8082
Aroclor 1221	ND	C7	22	4.3	ug/kg dry	1.00	10/15/09 01:22	JxM	9J13046	8082
Aroclor 1232	ND	C7	22	4.3	ug/kg dry	1.00	10/15/09 01:22	JxM	9J13046	8082
Aroclor 1242	ND	C7	22	4.7	ug/kg dry	1.00	10/15/09 01:22	JxM	9J13046	8082
Aroclor 1248	ND	C7	22	4.3	ug/kg dry	1.00	10/15/09 01:22	JxM	9J13046	8082
Aroclor 1254	**13**	C7,J	22	4.6	ug/kg dry	1.00	10/15/09 01:22	JxM	9J13046	8082
Aroclor 1260	ND	C7	22	4.6	ug/kg dry	1.00	10/15/09 01:22	JxM	9J13046	8082
Decachlorobiphenyl	*75 %*	*C7*	*Surr Limits: (34-148%)*				*10/15/09 01:22*	*JxM*	*9J13046*	*8082*
Tetrachloro-m-xylene	*85 %*	*C7*	*Surr Limits: (35-134%)*				*10/15/09 01:22*	*JxM*	*9J13046*	*8082*
Total Metals by SW 846 Series Methods										
Aluminum	**11300**		12.5	NR	mg/kg dry	1.00	10/14/09 14:48	LMH	9J13012	6010B
Antimony	ND		18.7	NR	mg/kg dry	1.00	10/14/09 14:48	LMH	9J13012	6010B
Arsenic	**4.5**		2.5	NR	mg/kg dry	1.00	10/14/09 14:48	LMH	9J13012	6010B
Barium	**150**		0.623	NR	mg/kg dry	1.00	10/14/09 14:48	LMH	9J13012	6010B
Beryllium	**0.705**		0.249	NR	mg/kg dry	1.00	10/14/09 14:48	LMH	9J13012	6010B
Cadmium	**0.442**		0.249	NR	mg/kg dry	1.00	10/14/09 14:48	LMH	9J13012	6010B
Calcium	**32400**		62.3	NR	mg/kg dry	1.00	10/14/09 14:48	LMH	9J13012	6010B
Chromium	**55.0**		0.623	NR	mg/kg dry	1.00	10/14/09 14:48	LMH	9J13012	6010B

Benchmark Environmental & Engineering Science
2558 Hamburg Turnpike, Suite 300
Lackawanna, NY 14218

SDG Number: RSJ0707

Project: Benchmark - Globe site
Project Number: TURN

Received: 10/08/09-10/13/09
Reported: 11/03/09 17:10

Analytical Report

Analyte	Sample Result	Data Qualifiers	RL	MDL	Units	Dil Fac	Date Analyzed	Lab Tech	Batch	Method
Client ID: SS-26 (RSJ0707-04 - Solid) - cont.						**Sampled: 10/09/09 09:15**		**Recvd: 10/09/09 16:20**		
Total Metals by SW 846 Series Methods - cont.										
Cobalt	**11.2**		0.623	NR	mg/kg dry	1.00	10/14/09 14:48	LMH	9J13012	6010B
Copper	**27.4**		1.2	NR	mg/kg dry	1.00	10/14/09 14:48	LMH	9J13012	6010B
Iron	**20300**		12.5	NR	mg/kg dry	1.00	10/14/09 14:48	LMH	9J13012	6010B
Lead	**78.4**		1.2	NR	mg/kg dry	1.00	10/14/09 14:48	LMH	9J13012	6010B
Magnesium	**18600**		24.9	NR	mg/kg dry	1.00	10/14/09 14:48	LMH	9J13012	6010B
Manganese	**636**		0.2	NR	mg/kg dry	1.00	10/14/09 14:48	LMH	9J13012	6010B
Nickel	**49.9**		6.23	NR	mg/kg dry	1.00	10/14/09 14:48	LMH	9J13012	6010B
Potassium	**2010**		37.4	NR	mg/kg dry	1.00	10/14/09 14:48	LMH	9J13012	6010B
Selenium	ND		5.0	NR	mg/kg dry	1.00	10/14/09 14:48	LMH	9J13012	6010B
Silver	ND		0.623	NR	mg/kg dry	1.00	10/14/09 14:48	LMH	9J13012	6010B
Sodium	ND		174	NR	mg/kg dry	1.00	10/14/09 14:48	LMH	9J13012	6010B
Thallium	ND		7.5	NR	mg/kg dry	1.00	10/14/09 14:48	LMH	9J13012	6010B
Vanadium	**26.9**		0.623	NR	mg/kg dry	1.00	10/14/09 14:48	LMH	9J13012	6010B
Zinc	**132**		2.5	NR	mg/kg dry	1.00	10/14/09 14:48	LMH	9J13012	6010B
Mercury	**0.0441**		0.0275	NR	mg/kg dry	1.00	10/14/09 20:57	MXM	9J13028	7471A
General Chemistry Parameters										
Percent Solids	**76**		0.010	NR	%	1.00	10/13/09 15:28	JRR	9J13041	Dry Weight

Benchmark Environmental & Engineering Science
2558 Hamburg Turnpike, Suite 300
Lackawanna, NY 14218

SDG Number: RSJ0707

Project: Benchmark - Globe site
Project Number: TURN

Received: 10/08/09-10/13/09
Reported: 11/03/09 17:10

Analytical Report

Client ID: SS-27 (RSJ0707-05 - Solid) — **Sampled: 10/09/09 09:21** — **Recvd: 10/09/09 16:20**

Semivolatile Organics by GC/MS

Analyte	Sample Result	Data Qualifiers	RL	MDL	Units	Dil Fac	Date Analyzed	Lab Tech	Batch	Method
2,4,5-Trichlorophenol	ND	D12	4300	930	ug/kg dry	20.0	10/14/09 20:57	JRS	9J13045	8270C
2,4,6-Trichlorophenol	ND	D12	4300	280	ug/kg dry	20.0	10/14/09 20:57	JRS	9J13045	8270C
2,4-Dichlorophenol	ND	D12	4300	220	ug/kg dry	20.0	10/14/09 20:57	JRS	9J13045	8270C
2,4-Dimethylphenol	ND	D12	4300	1200	ug/kg dry	20.0	10/14/09 20:57	JRS	9J13045	8270C
2,4-Dinitrophenol	ND	D12	8300	1500	ug/kg dry	20.0	10/14/09 20:57	JRS	9J13045	8270C
2,4-Dinitrotoluene	ND	D12	4300	660	ug/kg dry	20.0	10/14/09 20:57	JRS	9J13045	8270C
2,6-Dinitrotoluene	ND	D12	4300	1000	ug/kg dry	20.0	10/14/09 20:57	JRS	9J13045	8270C
2-Chloronaphthalene	ND	D12	4300	290	ug/kg dry	20.0	10/14/09 20:57	JRS	9J13045	8270C
2-Chlorophenol	ND	D12	4300	220	ug/kg dry	20.0	10/14/09 20:57	JRS	9J13045	8270C
2-Methylnaphthalene	ND	D12	4300	52	ug/kg dry	20.0	10/14/09 20:57	JRS	9J13045	8270C
2-Methylphenol	ND	D12	4300	130	ug/kg dry	20.0	10/14/09 20:57	JRS	9J13045	8270C
2-Nitroaniline	ND	D12	8300	1400	ug/kg dry	20.0	10/14/09 20:57	JRS	9J13045	8270C
2-Nitrophenol	ND	D12	4300	190	ug/kg dry	20.0	10/14/09 20:57	JRS	9J13045	8270C
3,3'-Dichlorobenzidine	ND	D12	4300	3700	ug/kg dry	20.0	10/14/09 20:57	JRS	9J13045	8270C
3-Nitroaniline	ND	D12	8300	980	ug/kg dry	20.0	10/14/09 20:57	JRS	9J13045	8270C
4,6-Dinitro-2-methylphenol	ND	D12	8300	1500	ug/kg dry	20.0	10/14/09 20:57	JRS	9J13045	8270C
4-Bromophenyl phenyl ether	ND	D12	4300	1400	ug/kg dry	20.0	10/14/09 20:57	JRS	9J13045	8270C
4-Chloro-3-methylphenol	ND	D12	4300	180	ug/kg dry	20.0	10/14/09 20:57	JRS	9J13045	8270C
4-Chloroaniline	ND	D12	4300	1200	ug/kg dry	20.0	10/14/09 20:57	JRS	9J13045	8270C
4-Chlorophenyl phenyl ether	ND	D12	4300	91	ug/kg dry	20.0	10/14/09 20:57	JRS	9J13045	8270C
4-Methylphenol	ND	D12	4300	240	ug/kg dry	20.0	10/14/09 20:57	JRS	9J13045	8270C
4-Nitroaniline	ND	D12	8300	480	ug/kg dry	20.0	10/14/09 20:57	JRS	9J13045	8270C
4-Nitrophenol	ND	D12	8300	1000	ug/kg dry	20.0	10/14/09 20:57	JRS	9J13045	8270C
Acenaphthene	ND	D12	4300	50	ug/kg dry	20.0	10/14/09 20:57	JRS	9J13045	8270C
Acenaphthylene	ND	D12	4300	35	ug/kg dry	20.0	10/14/09 20:57	JRS	9J13045	8270C
Acetophenone	ND	D12	4300	220	ug/kg dry	20.0	10/14/09 20:57	JRS	9J13045	8270C
Anthracene	ND	D12	4300	110	ug/kg dry	20.0	10/14/09 20:57	JRS	9J13045	8270C
Atrazine	ND	D12	4300	190	ug/kg dry	20.0	10/14/09 20:57	JRS	9J13045	8270C
Benzaldehyde	ND	D12	4300	470	ug/kg dry	20.0	10/14/09 20:57	JRS	9J13045	8270C
Benzo(a)anthracene	**380**	D12,J	4300	74	ug/kg dry	20.0	10/14/09 20:57	JRS	9J13045	8270C
Benzo(a)pyrene	ND	D12	4300	100	ug/kg dry	20.0	10/14/09 20:57	JRS	9J13045	8270C
Benzo(b)fluoranthene	**530**	D12,J	4300	83	ug/kg dry	20.0	10/14/09 20:57	JRS	9J13045	8270C
Benzo(ghi)perylene	ND	D12	4300	51	ug/kg dry	20.0	10/14/09 20:57	JRS	9J13045	8270C
Benzo(k)fluoranthene	ND	D12	4300	47	ug/kg dry	20.0	10/14/09 20:57	JRS	9J13045	8270C
Biphenyl	ND	D12	4300	270	ug/kg dry	20.0	10/14/09 20:57	JRS	9J13045	8270C
Bis(2-chloroethoxy)methane	ND	D12	4300	230	ug/kg dry	20.0	10/14/09 20:57	JRS	9J13045	8270C
Bis(2-chloroethyl)ether	ND	D12	4300	370	ug/kg dry	20.0	10/14/09 20:57	JRS	9J13045	8270C
2,2'-Oxybis(1-Chloropropane)	ND	D12	4300	440	ug/kg dry	20.0	10/14/09 20:57	JRS	9J13045	8270C
Bis(2-ethylhexyl) phthalate	ND	D12	4300	1400	ug/kg dry	20.0	10/14/09 20:57	JRS	9J13045	8270C
Butyl benzyl phthalate	ND	D12	4300	1100	ug/kg dry	20.0	10/14/09 20:57	JRS	9J13045	8270C
Caprolactam	ND	D12	4300	1800	ug/kg dry	20.0	10/14/09 20:57	JRS	9J13045	8270C
Carbazole	ND	D12	4300	49	ug/kg dry	20.0	10/14/09 20:57	JRS	9J13045	8270C
Chrysene	**380**	D12,J	4300	43	ug/kg dry	20.0	10/14/09 20:57	JRS	9J13045	8270C
Dibenzo(a,h)anthracene	ND	D12	4300	50	ug/kg dry	20.0	10/14/09 20:57	JRS	9J13045	8270C
Dibenzofuran	ND	D12	4300	44	ug/kg dry	20.0	10/14/09 20:57	JRS	9J13045	8270C

Benchmark Environmental & Engineering Science
2558 Hamburg Turnpike, Suite 300
Lackawanna, NY 14218

SDG Number: RSJ0707

Project: Benchmark - Globe site
Project Number: TURN

Received: 10/08/09-10/13/09
Reported: 11/03/09 17:10

Analytical Report

Client ID: SS-27 (RSJ0707-05 - Solid) - cont. **Sampled: 10/09/09 09:21** **Recvd: 10/09/09 16:20**

Analyte	Sample Result	Data Qualifiers	RL	MDL	Units	Dil Fac	Date Analyzed	Lab Tech	Batch	Method
Semivolatile Organics by GC/MS - cont.										
Diethyl phthalate	ND	D12	4300	130	ug/kg dry	20.0	10/14/09 20:57	JRS	9J13045	8270C
Dimethyl phthalate	ND	D12	4300	110	ug/kg dry	20.0	10/14/09 20:57	JRS	9J13045	8270C
Di-n-butyl phthalate	ND	D12	4300	1500	ug/kg dry	20.0	10/14/09 20:57	JRS	9J13045	8270C
Di-n-octyl phthalate	ND	D12	4300	100	ug/kg dry	20.0	10/14/09 20:57	JRS	9J13045	8270C
Fluoranthene	**540**	D12,J	4300	62	ug/kg dry	20.0	10/14/09 20:57	JRS	9J13045	8270C
Fluorene	ND	D12	4300	98	ug/kg dry	20.0	10/14/09 20:57	JRS	9J13045	8270C
Hexachlorobenzene	ND	D12	4300	210	ug/kg dry	20.0	10/14/09 20:57	JRS	9J13045	8270C
Hexachlorobutadiene	ND	D12	4300	220	ug/kg dry	20.0	10/14/09 20:57	JRS	9J13045	8270C
Hexachlorocyclopentadiene	ND	D12	4300	1300	ug/kg dry	20.0	10/14/09 20:57	JRS	9J13045	8270C
Hexachloroethane	ND	D12	4300	330	ug/kg dry	20.0	10/14/09 20:57	JRS	9J13045	8270C
Indeno(1,2,3-cd)pyrene	ND	D12	4300	120	ug/kg dry	20.0	10/14/09 20:57	JRS	9J13045	8270C
Isophorone	ND	D12	4300	210	ug/kg dry	20.0	10/14/09 20:57	JRS	9J13045	8270C
Naphthalene	ND	D12	4300	71	ug/kg dry	20.0	10/14/09 20:57	JRS	9J13045	8270C
Nitrobenzene	ND	D12	4300	190	ug/kg dry	20.0	10/14/09 20:57	JRS	9J13045	8270C
N-Nitrosodi-n-propylamine	ND	D12	4300	340	ug/kg dry	20.0	10/14/09 20:57	JRS	9J13045	8270C
N-Nitrosodiphenylamine	ND	D12,L	4300	230	ug/kg dry	20.0	10/14/09 20:57	JRS	9J13045	8270C
Pentachlorophenol	ND	D12	8300	1500	ug/kg dry	20.0	10/14/09 20:57	JRS	9J13045	8270C
Phenanthrene	**380**	D12,J	4300	89	ug/kg dry	20.0	10/14/09 20:57	JRS	9J13045	8270C
Phenol	ND	D12	4300	450	ug/kg dry	20.0	10/14/09 20:57	JRS	9J13045	8270C
Pyrene	ND	D12	4300	28	ug/kg dry	20.0	10/14/09 20:57	JRS	9J13045	8270C
2,4,6-Tribromophenol	*104 %*	*D12*	*Surr Limits: (39-146%)*				*10/14/09 20:57*	*JRS*	*9J13045*	*8270C*
2-Fluorobiphenyl	*78 %*	*D12*	*Surr Limits: (37-120%)*				*10/14/09 20:57*	*JRS*	*9J13045*	*8270C*
2-Fluorophenol	*60 %*	*D12*	*Surr Limits: (18-120%)*				*10/14/09 20:57*	*JRS*	*9J13045*	*8270C*
Nitrobenzene-d5	*65 %*	*D12*	*Surr Limits: (34-132%)*				*10/14/09 20:57*	*JRS*	*9J13045*	*8270C*
Phenol-d5	*71 %*	*D12*	*Surr Limits: (11-120%)*				*10/14/09 20:57*	*JRS*	*9J13045*	*8270C*
p-Terphenyl-d14	*72 %*	*D12*	*Surr Limits: (58-147%)*				*10/14/09 20:57*	*JRS*	*9J13045*	*8270C*
Polychlorinated Biphenyls by EPA Method 8082										
Aroclor 1016	ND	C7	21	4.1	ug/kg dry	1.00	10/15/09 01:40	JxM	9J13046	8082
Aroclor 1221	ND	C7	21	4.1	ug/kg dry	1.00	10/15/09 01:40	JxM	9J13046	8082
Aroclor 1232	ND	C7	21	4.1	ug/kg dry	1.00	10/15/09 01:40	JxM	9J13046	8082
Aroclor 1242	**6.9**	C7,J	21	4.5	ug/kg dry	1.00	10/15/09 01:40	JxM	9J13046	8082
Aroclor 1248	ND	C7	21	4.1	ug/kg dry	1.00	10/15/09 01:40	JxM	9J13046	8082
Aroclor 1254	**24**	C7	21	4.4	ug/kg dry	1.00	10/15/09 01:40	JxM	9J13046	8082
Aroclor 1260	ND	C7	21	4.4	ug/kg dry	1.00	10/15/09 01:40	JxM	9J13046	8082
Decachlorobiphenyl	*90 %*	*C7*	*Surr Limits: (34-148%)*				*10/15/09 01:40*	*JxM*	*9J13046*	*8082*
Tetrachloro-m-xylene	*87 %*	*C7*	*Surr Limits: (35-134%)*				*10/15/09 01:40*	*JxM*	*9J13046*	*8082*
Total Metals by SW 846 Series Methods										
Aluminum	**6230**		11.7	NR	mg/kg dry	1.00	10/14/09 14:53	LMH	9J13012	6010B
Antimony	ND		17.5	NR	mg/kg dry	1.00	10/14/09 14:53	LMH	9J13012	6010B
Arsenic	**4.0**		2.3	NR	mg/kg dry	1.00	10/14/09 14:53	LMH	9J13012	6010B
Barium	**224**		0.585	NR	mg/kg dry	1.00	10/14/09 14:53	LMH	9J13012	6010B
Beryllium	**0.505**		0.234	NR	mg/kg dry	1.00	10/14/09 14:53	LMH	9J13012	6010B
Cadmium	**3.21**		0.234	NR	mg/kg dry	1.00	10/14/09 14:53	LMH	9J13012	6010B
Calcium	**109000**	D08	292	NR	mg/kg dry	5.00	10/15/09 14:43	DAN	9J13012	6010B
Chromium	**83.1**		0.585	NR	mg/kg dry	1.00	10/14/09 14:53	LMH	9J13012	6010B

Benchmark Environmental & Engineering Science
2558 Hamburg Turnpike, Suite 300
Lackawanna, NY 14218

SDG Number: RSJ0707

Project: Benchmark - Globe site
Project Number: TURN

Received: 10/08/09-10/13/09
Reported: 11/03/09 17:10

Analytical Report

Analyte	Sample Result	Data Qualifiers	RL	MDL	Units	Dil Fac	Date Analyzed	Lab Tech	Batch	Method
Client ID: SS-27 (RSJ0707-05 - Solid) - cont.						**Sampled: 10/09/09 09:21**		**Recvd: 10/09/09 16:20**		
Total Metals by SW 846 Series Methods - cont.										
Cobalt	**6.28**		0.585	NR	mg/kg dry	1.00	10/14/09 14:53	LMH	9J13012	6010B
Copper	**27.2**		1.2	NR	mg/kg dry	1.00	10/14/09 14:53	LMH	9J13012	6010B
Iron	**13600**		11.7	NR	mg/kg dry	1.00	10/14/09 14:53	LMH	9J13012	6010B
Lead	**116**		1.2	NR	mg/kg dry	1.00	10/14/09 14:53	LMH	9J13012	6010B
Magnesium	**61600**	D08	117	NR	mg/kg dry	5.00	10/15/09 14:43	DAN	9J13012	6010B
Manganese	**525**		0.2	NR	mg/kg dry	1.00	10/14/09 14:53	LMH	9J13012	6010B
Nickel	**46.2**		5.85	NR	mg/kg dry	1.00	10/14/09 14:53	LMH	9J13012	6010B
Potassium	**1300**		35.1	NR	mg/kg dry	1.00	10/14/09 14:53	LMH	9J13012	6010B
Selenium	ND		4.7	NR	mg/kg dry	1.00	10/14/09 14:53	LMH	9J13012	6010B
Silver	ND		0.585	NR	mg/kg dry	1.00	10/14/09 14:53	LMH	9J13012	6010B
Sodium	**186**		164	NR	mg/kg dry	1.00	10/14/09 14:53	LMH	9J13012	6010B
Thallium	ND		7.0	NR	mg/kg dry	1.00	10/14/09 14:53	LMH	9J13012	6010B
Vanadium	**20.0**		0.585	NR	mg/kg dry	1.00	10/14/09 14:53	LMH	9J13012	6010B
Zinc	**1720**	D08	11.7	NR	mg/kg dry	5.00	10/15/09 14:43	DAN	9J13012	6010B
Mercury	**0.0952**		0.0244	NR	mg/kg dry	1.00	10/14/09 20:58	MXM	9J13028	7471A
General Chemistry Parameters										
Percent Solids	**78**		0.010	NR	%	1.00	10/13/09 15:30	JRR	9J13041	Dry Weight

Benchmark Environmental & Engineering Science
2558 Hamburg Turnpike, Suite 300
Lackawanna, NY 14218

SDG Number: RSJ0707

Project: Benchmark - Globe site
Project Number: TURN

Received: 10/08/09-10/13/09
Reported: 11/03/09 17:10

Analytical Report

Client ID: SS-28 (RSJ0707-06 - Solid) — **Sampled: 10/09/09 09:50** — **Recvd: 10/09/09 16:20**

Semivolatile Organics by GC/MS

Analyte	Sample Result	Data Qualifiers	RL	MDL	Units	Dil Fac	Date Analyzed	Lab Tech	Batch	Method
2,4,5-Trichlorophenol	ND	D12	4500	970	ug/kg dry	20.0	10/14/09 21:21	JRS	9J13045	8270C
2,4,6-Trichlorophenol	ND	D12	4500	290	ug/kg dry	20.0	10/14/09 21:21	JRS	9J13045	8270C
2,4-Dichlorophenol	ND	D12	4500	230	ug/kg dry	20.0	10/14/09 21:21	JRS	9J13045	8270C
2,4-Dimethylphenol	ND	D12	4500	1200	ug/kg dry	20.0	10/14/09 21:21	JRS	9J13045	8270C
2,4-Dinitrophenol	ND	D12	8700	1600	ug/kg dry	20.0	10/14/09 21:21	JRS	9J13045	8270C
2,4-Dinitrotoluene	ND	D12	4500	690	ug/kg dry	20.0	10/14/09 21:21	JRS	9J13045	8270C
2,6-Dinitrotoluene	ND	D12	4500	1100	ug/kg dry	20.0	10/14/09 21:21	JRS	9J13045	8270C
2-Chloronaphthalene	ND	D12	4500	300	ug/kg dry	20.0	10/14/09 21:21	JRS	9J13045	8270C
2-Chlorophenol	ND	D12	4500	230	ug/kg dry	20.0	10/14/09 21:21	JRS	9J13045	8270C
2-Methylnaphthalene	**770**	D12,J	4500	54	ug/kg dry	20.0	10/14/09 21:21	JRS	9J13045	8270C
2-Methylphenol	ND	D12	4500	140	ug/kg dry	20.0	10/14/09 21:21	JRS	9J13045	8270C
2-Nitroaniline	ND	D12	8700	1400	ug/kg dry	20.0	10/14/09 21:21	JRS	9J13045	8270C
2-Nitrophenol	ND	D12	4500	200	ug/kg dry	20.0	10/14/09 21:21	JRS	9J13045	8270C
3,3'-Dichlorobenzidine	ND	D12	4500	3900	ug/kg dry	20.0	10/14/09 21:21	JRS	9J13045	8270C
3-Nitroaniline	ND	D12	8700	1000	ug/kg dry	20.0	10/14/09 21:21	JRS	9J13045	8270C
4,6-Dinitro-2-methylphenol	ND	D12	8700	1500	ug/kg dry	20.0	10/14/09 21:21	JRS	9J13045	8270C
4-Bromophenyl phenyl ether	ND	D12	4500	1400	ug/kg dry	20.0	10/14/09 21:21	JRS	9J13045	8270C
4-Chloro-3-methylphenol	ND	D12	4500	180	ug/kg dry	20.0	10/14/09 21:21	JRS	9J13045	8270C
4-Chloroaniline	ND	D12	4500	1300	ug/kg dry	20.0	10/14/09 21:21	JRS	9J13045	8270C
4-Chlorophenyl phenyl ether	ND	D12	4500	95	ug/kg dry	20.0	10/14/09 21:21	JRS	9J13045	8270C
4-Methylphenol	ND	D12	4500	250	ug/kg dry	20.0	10/14/09 21:21	JRS	9J13045	8270C
4-Nitroaniline	ND	D12	8700	500	ug/kg dry	20.0	10/14/09 21:21	JRS	9J13045	8270C
4-Nitrophenol	ND	D12	8700	1100	ug/kg dry	20.0	10/14/09 21:21	JRS	9J13045	8270C
Acenaphthene	ND	D12	4500	52	ug/kg dry	20.0	10/14/09 21:21	JRS	9J13045	8270C
Acenaphthylene	ND	D12	4500	36	ug/kg dry	20.0	10/14/09 21:21	JRS	9J13045	8270C
Acetophenone	ND	D12	4500	230	ug/kg dry	20.0	10/14/09 21:21	JRS	9J13045	8270C
Anthracene	**260**	D12,J	4500	110	ug/kg dry	20.0	10/14/09 21:21	JRS	9J13045	8270C
Atrazine	ND	D12	4500	200	ug/kg dry	20.0	10/14/09 21:21	JRS	9J13045	8270C
Benzaldehyde	ND	D12	4500	490	ug/kg dry	20.0	10/14/09 21:21	JRS	9J13045	8270C
Benzo(a)anthracene	**670**	D12,J	4500	77	ug/kg dry	20.0	10/14/09 21:21	JRS	9J13045	8270C
Benzo(a)pyrene	ND	D12	4500	110	ug/kg dry	20.0	10/14/09 21:21	JRS	9J13045	8270C
Benzo(b)fluoranthene	ND	D12	4500	87	ug/kg dry	20.0	10/14/09 21:21	JRS	9J13045	8270C
Benzo(ghi)perylene	**530**	D12,J	4500	54	ug/kg dry	20.0	10/14/09 21:21	JRS	9J13045	8270C
Benzo(k)fluoranthene	ND	D12	4500	49	ug/kg dry	20.0	10/14/09 21:21	JRS	9J13045	8270C
Biphenyl	ND	D12	4500	280	ug/kg dry	20.0	10/14/09 21:21	JRS	9J13045	8270C
Bis(2-chloroethoxy)methane	ND	D12	4500	240	ug/kg dry	20.0	10/14/09 21:21	JRS	9J13045	8270C
Bis(2-chloroethyl)ether	ND	D12	4500	380	ug/kg dry	20.0	10/14/09 21:21	JRS	9J13045	8270C
2,2'-Oxybis(1-Chloropropane)	ND	D12	4500	470	ug/kg dry	20.0	10/14/09 21:21	JRS	9J13045	8270C
Bis(2-ethylhexyl) phthalate	ND	D12	4500	1400	ug/kg dry	20.0	10/14/09 21:21	JRS	9J13045	8270C
Butyl benzyl phthalate	ND	D12	4500	1200	ug/kg dry	20.0	10/14/09 21:21	JRS	9J13045	8270C
Caprolactam	ND	D12	4500	1900	ug/kg dry	20.0	10/14/09 21:21	JRS	9J13045	8270C
Carbazole	ND	D12	4500	52	ug/kg dry	20.0	10/14/09 21:21	JRS	9J13045	8270C
Chrysene	**750**	D12,J	4500	45	ug/kg dry	20.0	10/14/09 21:21	JRS	9J13045	8270C
Dibenzo(a,h)anthracene	ND	D12	4500	52	ug/kg dry	20.0	10/14/09 21:21	JRS	9J13045	8270C
Dibenzofuran	ND	D12	4500	46	ug/kg dry	20.0	10/14/09 21:21	JRS	9J13045	8270C

Benchmark Environmental & Engineering Science
2558 Hamburg Turnpike, Suite 300
Lackawanna, NY 14218

SDG Number: RSJ0707

Project: Benchmark - Globe site
Project Number: TURN

Received: 10/08/09-10/13/09
Reported: 11/03/09 17:10

Analytical Report

Client ID: SS-28 (RSJ0707-06 - Solid) - cont. **Sampled: 10/09/09 09:50** **Recvd: 10/09/09 16:20**

Analyte	Sample Result	Data Qualifiers	RL	MDL	Units	Dil Fac	Date Analyzed	Lab Tech	Batch	Method
Semivolatile Organics by GC/MS - cont.										
Diethyl phthalate	ND	D12	4500	130	ug/kg dry	20.0	10/14/09 21:21	JRS	9J13045	8270C
Dimethyl phthalate	ND	D12	4500	120	ug/kg dry	20.0	10/14/09 21:21	JRS	9J13045	8270C
Di-n-butyl phthalate	ND	D12	4500	1500	ug/kg dry	20.0	10/14/09 21:21	JRS	9J13045	8270C
Di-n-octyl phthalate	ND	D12	4500	100	ug/kg dry	20.0	10/14/09 21:21	JRS	9J13045	8270C
Fluoranthene	**1200**	D12,J	4500	65	ug/kg dry	20.0	10/14/09 21:21	JRS	9J13045	8270C
Fluorene	**220**	D12,J	4500	100	ug/kg dry	20.0	10/14/09 21:21	JRS	9J13045	8270C
Hexachlorobenzene	ND	D12	4500	220	ug/kg dry	20.0	10/14/09 21:21	JRS	9J13045	8270C
Hexachlorobutadiene	ND	D12	4500	230	ug/kg dry	20.0	10/14/09 21:21	JRS	9J13045	8270C
Hexachlorocyclopentadiene	ND	D12	4500	1300	ug/kg dry	20.0	10/14/09 21:21	JRS	9J13045	8270C
Hexachloroethane	ND	D12	4500	350	ug/kg dry	20.0	10/14/09 21:21	JRS	9J13045	8270C
Indeno(1,2,3-cd)pyrene	**330**	D12,J	4500	120	ug/kg dry	20.0	10/14/09 21:21	JRS	9J13045	8270C
Isophorone	ND	D12	4500	220	ug/kg dry	20.0	10/14/09 21:21	JRS	9J13045	8270C
Naphthalene	**580**	D12,J	4500	74	ug/kg dry	20.0	10/14/09 21:21	JRS	9J13045	8270C
Nitrobenzene	ND	D12	4500	200	ug/kg dry	20.0	10/14/09 21:21	JRS	9J13045	8270C
N-Nitrosodi-n-propylamine	ND	D12	4500	350	ug/kg dry	20.0	10/14/09 21:21	JRS	9J13045	8270C
N-Nitrosodiphenylamine	ND	D12,L	4500	240	ug/kg dry	20.0	10/14/09 21:21	JRS	9J13045	8270C
Pentachlorophenol	ND	D12	8700	1500	ug/kg dry	20.0	10/14/09 21:21	JRS	9J13045	8270C
Phenanthrene	**1300**	D12,J	4500	94	ug/kg dry	20.0	10/14/09 21:21	JRS	9J13045	8270C
Phenol	ND	D12	4500	470	ug/kg dry	20.0	10/14/09 21:21	JRS	9J13045	8270C
Pyrene	**1100**	D12,J	4500	29	ug/kg dry	20.0	10/14/09 21:21	JRS	9J13045	8270C
2,4,6-Tribromophenol	*102 %*	*D12*	*Surr Limits: (39-146%)*				*10/14/09 21:21*	*JRS*	*9J13045*	*8270C*
2-Fluorobiphenyl	*92 %*	*D12*	*Surr Limits: (37-120%)*				*10/14/09 21:21*	*JRS*	*9J13045*	*8270C*
2-Fluorophenol	*68 %*	*D12*	*Surr Limits: (18-120%)*				*10/14/09 21:21*	*JRS*	*9J13045*	*8270C*
Nitrobenzene-d5	*69 %*	*D12*	*Surr Limits: (34-132%)*				*10/14/09 21:21*	*JRS*	*9J13045*	*8270C*
Phenol-d5	*76 %*	*D12*	*Surr Limits: (11-120%)*				*10/14/09 21:21*	*JRS*	*9J13045*	*8270C*
p-Terphenyl-d14	*84 %*	*D12*	*Surr Limits: (58-147%)*				*10/14/09 21:21*	*JRS*	*9J13045*	*8270C*
Polychlorinated Biphenyls by EPA Method 8082										
Aroclor 1016	ND	C7	22	4.3	ug/kg dry	1.00	10/15/09 01:58	JxM	9J13046	8082
Aroclor 1221	ND	C7	22	4.3	ug/kg dry	1.00	10/15/09 01:58	JxM	9J13046	8082
Aroclor 1232	ND	C7	22	4.3	ug/kg dry	1.00	10/15/09 01:58	JxM	9J13046	8082
Aroclor 1242	ND	C7	22	4.8	ug/kg dry	1.00	10/15/09 01:58	JxM	9J13046	8082
Aroclor 1248	ND	C7	22	4.3	ug/kg dry	1.00	10/15/09 01:58	JxM	9J13046	8082
Aroclor 1254	**14**	C7,J	22	4.7	ug/kg dry	1.00	10/15/09 01:58	JxM	9J13046	8082
Aroclor 1260	ND	C7	22	4.7	ug/kg dry	1.00	10/15/09 01:58	JxM	9J13046	8082
Decachlorobiphenyl	*54 %*	*C7*	*Surr Limits: (34-148%)*				*10/15/09 01:58*	*JxM*	*9J13046*	*8082*
Tetrachloro-m-xylene	*71 %*	*C7*	*Surr Limits: (35-134%)*				*10/15/09 01:58*	*JxM*	*9J13046*	*8082*
Total Metals by SW 846 Series Methods										
Aluminum	**3020**		12.7	NR	mg/kg dry	1.00	10/14/09 15:11	LMH	9J13012	6010B
Antimony	ND		19.1	NR	mg/kg dry	1.00	10/14/09 15:11	LMH	9J13012	6010B
Arsenic	**6.7**		2.5	NR	mg/kg dry	1.00	10/14/09 15:11	LMH	9J13012	6010B
Barium	**61.6**		0.637	NR	mg/kg dry	1.00	10/14/09 15:11	LMH	9J13012	6010B
Beryllium	**0.433**		0.255	NR	mg/kg dry	1.00	10/14/09 15:11	LMH	9J13012	6010B
Cadmium	**1.98**		0.255	NR	mg/kg dry	1.00	10/14/09 15:11	LMH	9J13012	6010B
Calcium	**55300**		63.7	NR	mg/kg dry	1.00	10/14/09 15:11	LMH	9J13012	6010B
Chromium	**149**		0.637	NR	mg/kg dry	1.00	10/14/09 15:11	LMH	9J13012	6010B

Benchmark Environmental & Engineering Science
2558 Hamburg Turnpike, Suite 300
Lackawanna, NY 14218

SDG Number: RSJ0707

Project: Benchmark - Globe site
Project Number: TURN

Received: 10/08/09-10/13/09
Reported: 11/03/09 17:10

Analytical Report

Analyte	Sample Result	Data Qualifiers	RL	MDL	Units	Dil Fac	Date Analyzed	Lab Tech	Batch	Method
Client ID: SS-28 (RSJ0707-06 - Solid) - cont.						**Sampled: 10/09/09 09:50**		**Recvd: 10/09/09 16:20**		
Total Metals by SW 846 Series Methods - cont.										
Cobalt	**7.22**		0.637	NR	mg/kg dry	1.00	10/14/09 15:11	LMH	9J13012	6010B
Copper	**92.5**		1.3	NR	mg/kg dry	1.00	10/14/09 15:11	LMH	9J13012	6010B
Iron	**23800**		12.7	NR	mg/kg dry	1.00	10/14/09 15:11	LMH	9J13012	6010B
Lead	**94.4**		1.3	NR	mg/kg dry	1.00	10/14/09 15:11	LMH	9J13012	6010B
Magnesium	**21200**		25.5	NR	mg/kg dry	1.00	10/14/09 15:11	LMH	9J13012	6010B
Manganese	**730**		0.3	NR	mg/kg dry	1.00	10/14/09 15:11	LMH	9J13012	6010B
Nickel	**73.3**		6.37	NR	mg/kg dry	1.00	10/14/09 15:11	LMH	9J13012	6010B
Potassium	**650**		38.2	NR	mg/kg dry	1.00	10/14/09 15:11	LMH	9J13012	6010B
Selenium	ND		5.1	NR	mg/kg dry	1.00	10/14/09 15:11	LMH	9J13012	6010B
Silver	ND		0.637	NR	mg/kg dry	1.00	10/14/09 15:11	LMH	9J13012	6010B
Sodium	**196**		178	NR	mg/kg dry	1.00	10/14/09 15:11	LMH	9J13012	6010B
Thallium	ND		7.6	NR	mg/kg dry	1.00	10/14/09 15:11	LMH	9J13012	6010B
Vanadium	**15.1**		0.637	NR	mg/kg dry	1.00	10/14/09 15:11	LMH	9J13012	6010B
Zinc	**763**		2.5	NR	mg/kg dry	1.00	10/14/09 15:11	LMH	9J13012	6010B
Mercury	**0.0595**		0.0255	NR	mg/kg dry	1.00	10/14/09 21:00	MXM	9J13028	7471A
General Chemistry Parameters										
Percent Solids	**75**		0.010	NR	%	1.00	10/13/09 15:32	JRR	9J13041	Dry Weight

Benchmark Environmental & Engineering Science
2558 Hamburg Turnpike, Suite 300
Lackawanna, NY 14218

SDG Number: RSJ0707

Project: Benchmark - Globe site
Project Number: TURN

Received: 10/08/09-10/13/09
Reported: 11/03/09 17:10

Analytical Report

Client ID: TP-16 (0-2) (RSJ0709-03 - Solid) **Sampled: 10/09/09 13:50** **Recvd: 10/09/09 16:20**

Semivolatile Organics by GC/MS

Analyte	Sample Result	Data Qualifiers	RL	MDL	Units	Dil Fac	Date Analyzed	Lab Tech	Batch	Method
2,4,5-Trichlorophenol	ND	D12	9600	2100	ug/kg dry	50.0	10/14/09 22:32	JRS	9J13045	8270C
2,4,6-Trichlorophenol	ND	D12	9600	630	ug/kg dry	50.0	10/14/09 22:32	JRS	9J13045	8270C
2,4-Dichlorophenol	ND	D12	9600	500	ug/kg dry	50.0	10/14/09 22:32	JRS	9J13045	8270C
2,4-Dimethylphenol	ND	D12	9600	2600	ug/kg dry	50.0	10/14/09 22:32	JRS	9J13045	8270C
2,4-Dinitrophenol	ND	D12	19000	3400	ug/kg dry	50.0	10/14/09 22:32	JRS	9J13045	8270C
2,4-Dinitrotoluene	ND	D12	9600	1500	ug/kg dry	50.0	10/14/09 22:32	JRS	9J13045	8270C
2,6-Dinitrotoluene	ND	D12	9600	2300	ug/kg dry	50.0	10/14/09 22:32	JRS	9J13045	8270C
2-Chloronaphthalene	ND	D12	9600	640	ug/kg dry	50.0	10/14/09 22:32	JRS	9J13045	8270C
2-Chlorophenol	ND	D12	9600	490	ug/kg dry	50.0	10/14/09 22:32	JRS	9J13045	8270C
2-Methylnaphthalene	ND	D12	9600	120	ug/kg dry	50.0	10/14/09 22:32	JRS	9J13045	8270C
2-Methylphenol	ND	D12	9600	290	ug/kg dry	50.0	10/14/09 22:32	JRS	9J13045	8270C
2-Nitroaniline	ND	D12	19000	3100	ug/kg dry	50.0	10/14/09 22:32	JRS	9J13045	8270C
2-Nitrophenol	ND	D12	9600	440	ug/kg dry	50.0	10/14/09 22:32	JRS	9J13045	8270C
3,3'-Dichlorobenzidine	ND	D12	9600	8400	ug/kg dry	50.0	10/14/09 22:32	JRS	9J13045	8270C
3-Nitroaniline	ND	D12	19000	2200	ug/kg dry	50.0	10/14/09 22:32	JRS	9J13045	8270C
4,6-Dinitro-2-methylphenol	ND	D12	19000	3300	ug/kg dry	50.0	10/14/09 22:32	JRS	9J13045	8270C
4-Bromophenyl phenyl ether	ND	D12	9600	3000	ug/kg dry	50.0	10/14/09 22:32	JRS	9J13045	8270C
4-Chloro-3-methylphenol	ND	D12	9600	390	ug/kg dry	50.0	10/14/09 22:32	JRS	9J13045	8270C
4-Chloroaniline	ND	D12	9600	2800	ug/kg dry	50.0	10/14/09 22:32	JRS	9J13045	8270C
4-Chlorophenyl phenyl ether	ND	D12	9600	200	ug/kg dry	50.0	10/14/09 22:32	JRS	9J13045	8270C
4-Methylphenol	ND	D12	9600	530	ug/kg dry	50.0	10/14/09 22:32	JRS	9J13045	8270C
4-Nitroaniline	ND	D12	19000	1100	ug/kg dry	50.0	10/14/09 22:32	JRS	9J13045	8270C
4-Nitrophenol	ND	D12	19000	2300	ug/kg dry	50.0	10/14/09 22:32	JRS	9J13045	8270C
Acenaphthene	ND	D12	9600	110	ug/kg dry	50.0	10/14/09 22:32	JRS	9J13045	8270C
Acenaphthylene	ND	D12	9600	78	ug/kg dry	50.0	10/14/09 22:32	JRS	9J13045	8270C
Acetophenone	ND	D12	9600	490	ug/kg dry	50.0	10/14/09 22:32	JRS	9J13045	8270C
Anthracene	ND	D12	9600	250	ug/kg dry	50.0	10/14/09 22:32	JRS	9J13045	8270C
Atrazine	ND	D12	9600	430	ug/kg dry	50.0	10/14/09 22:32	JRS	9J13045	8270C
Benzaldehyde	ND	D12	9600	1100	ug/kg dry	50.0	10/14/09 22:32	JRS	9J13045	8270C
Benzo(a)anthracene	**550**	D12,J	9600	170	ug/kg dry	50.0	10/14/09 22:32	JRS	9J13045	8270C
Benzo(a)pyrene	ND	D12	9600	230	ug/kg dry	50.0	10/14/09 22:32	JRS	9J13045	8270C
Benzo(b)fluoranthene	ND	D12	9600	190	ug/kg dry	50.0	10/14/09 22:32	JRS	9J13045	8270C
Benzo(ghi)perylene	ND	D12	9600	110	ug/kg dry	50.0	10/14/09 22:32	JRS	9J13045	8270C
Benzo(k)fluoranthene	ND	D12	9600	110	ug/kg dry	50.0	10/14/09 22:32	JRS	9J13045	8270C
Biphenyl	ND	D12	9600	600	ug/kg dry	50.0	10/14/09 22:32	JRS	9J13045	8270C
Bis(2-chloroethoxy)methane	ND	D12	9600	520	ug/kg dry	50.0	10/14/09 22:32	JRS	9J13045	8270C
Bis(2-chloroethyl)ether	ND	D12	9600	830	ug/kg dry	50.0	10/14/09 22:32	JRS	9J13045	8270C
2,2'-Oxybis(1-Chloropropane)	ND	D12	9600	1000	ug/kg dry	50.0	10/14/09 22:32	JRS	9J13045	8270C
Bis(2-ethylhexyl) phthalate	ND	D12	9600	3100	ug/kg dry	50.0	10/14/09 22:32	JRS	9J13045	8270C
Butyl benzyl phthalate	ND	D12	9600	2600	ug/kg dry	50.0	10/14/09 22:32	JRS	9J13045	8270C
Caprolactam	ND	D12	9600	4100	ug/kg dry	50.0	10/14/09 22:32	JRS	9J13045	8270C
Carbazole	ND	D12	9600	110	ug/kg dry	50.0	10/14/09 22:32	JRS	9J13045	8270C
Chrysene	ND	D12	9600	96	ug/kg dry	50.0	10/14/09 22:32	JRS	9J13045	8270C
Dibenzo(a,h)anthracene	ND	D12	9600	110	ug/kg dry	50.0	10/14/09 22:32	JRS	9J13045	8270C
Dibenzofuran	ND	D12	9600	100	ug/kg dry	50.0	10/14/09 22:32	JRS	9J13045	8270C
Diethyl phthalate	ND	D12	9600	290	ug/kg dry	50.0	10/14/09 22:32	JRS	9J13045	8270C

Benchmark Environmental & Engineering Science
2558 Hamburg Turnpike, Suite 300
Lackawanna, NY 14218

SDG Number: RSJ0707

Project: Benchmark - Globe site
Project Number: TURN

Received: 10/08/09-10/13/09
Reported: 11/03/09 17:10

Analytical Report

Client ID: TP-16 (0-2) (RSJ0709-03 - Solid) - cont. **Sampled: 10/09/09 13:50** **Recvd: 10/09/09 16:20**

Analyte	Sample Result	Data Qualifiers	RL	MDL	Units	Dil Fac	Date Analyzed	Lab Tech	Batch	Method
Semivolatile Organics by GC/MS - cont.										
Dimethyl phthalate	ND	D12	9600	250	ug/kg dry	50.0	10/14/09 22:32	JRS	9J13045	8270C
Di-n-butyl phthalate	ND	D12	9600	3300	ug/kg dry	50.0	10/14/09 22:32	JRS	9J13045	8270C
Di-n-octyl phthalate	ND	D12	9600	220	ug/kg dry	50.0	10/14/09 22:32	JRS	9J13045	8270C
Fluoranthene	**700**	D12,J	9600	140	ug/kg dry	50.0	10/14/09 22:32	JRS	9J13045	8270C
Fluorene	ND	D12	9600	220	ug/kg dry	50.0	10/14/09 22:32	JRS	9J13045	8270C
Hexachlorobenzene	ND	D12	9600	480	ug/kg dry	50.0	10/14/09 22:32	JRS	9J13045	8270C
Hexachlorobutadiene	ND	D12	9600	490	ug/kg dry	50.0	10/14/09 22:32	JRS	9J13045	8270C
Hexachlorocyclopentadiene	ND	D12	9600	2900	ug/kg dry	50.0	10/14/09 22:32	JRS	9J13045	8270C
Hexachloroethane	ND	D12	9600	740	ug/kg dry	50.0	10/14/09 22:32	JRS	9J13045	8270C
Indeno(1,2,3-cd)pyrene	ND	D12	9600	260	ug/kg dry	50.0	10/14/09 22:32	JRS	9J13045	8270C
Isophorone	ND	D12	9600	480	ug/kg dry	50.0	10/14/09 22:32	JRS	9J13045	8270C
Naphthalene	ND	D12	9600	160	ug/kg dry	50.0	10/14/09 22:32	JRS	9J13045	8270C
Nitrobenzene	ND	D12	9600	420	ug/kg dry	50.0	10/14/09 22:32	JRS	9J13045	8270C
N-Nitrosodi-n-propylamine	ND	D12	9600	760	ug/kg dry	50.0	10/14/09 22:32	JRS	9J13045	8270C
N-Nitrosodiphenylamine	ND	D12,L	9600	520	ug/kg dry	50.0	10/14/09 22:32	JRS	9J13045	8270C
Pentachlorophenol	ND	D12	19000	3300	ug/kg dry	50.0	10/14/09 22:32	JRS	9J13045	8270C
Phenanthrene	**530**	D12,J	9600	200	ug/kg dry	50.0	10/14/09 22:32	JRS	9J13045	8270C
Phenol	ND	D12	9600	1000	ug/kg dry	50.0	10/14/09 22:32	JRS	9J13045	8270C
Pyrene	ND	D12	9600	62	ug/kg dry	50.0	10/14/09 22:32	JRS	9J13045	8270C
2,4,6-Tribromophenol	*181 %*	*D12,Z3*	*Surr Limits: (39-146%)*				*10/14/09 22:32*	*JRS*	*9J13045*	*8270C*
2-Fluorobiphenyl	*91 %*	*D12*	*Surr Limits: (37-120%)*				*10/14/09 22:32*	*JRS*	*9J13045*	*8270C*
2-Fluorophenol	*60 %*	*D12*	*Surr Limits: (18-120%)*				*10/14/09 22:32*	*JRS*	*9J13045*	*8270C*
Nitrobenzene-d5	*71 %*	*D12*	*Surr Limits: (34-132%)*				*10/14/09 22:32*	*JRS*	*9J13045*	*8270C*
Phenol-d5	*80 %*	*D12*	*Surr Limits: (11-120%)*				*10/14/09 22:32*	*JRS*	*9J13045*	*8270C*
p-Terphenyl-d14	*85 %*	*D12*	*Surr Limits: (58-147%)*				*10/14/09 22:32*	*JRS*	*9J13045*	*8270C*
Organochlorine Pesticides by EPA Method 8081A										
4,4'-DDD [2C]	ND	QFL, D10	19	3.7	ug/kg dry	10.0	10/15/09 14:36	DGB	9J13048	8081A
4,4'-DDE [2C]	ND	QFL, D10	19	5.5	ug/kg dry	10.0	10/15/09 14:36	DGB	9J13048	8081A
4,4'-DDT [2C]	ND	QFL, D10	19	4.3	ug/kg dry	10.0	10/15/09 14:36	DGB	9J13048	8081A
Aldrin [2C]	ND	QFL, D10	19	1.9	ug/kg dry	10.0	10/15/09 14:36	DGB	9J13048	8081A
alpha-BHC [2C]	**11**	QFL, D10,J	19	3.4	ug/kg dry	10.0	10/15/09 14:36	DGB	9J13048	8081A
beta-BHC [2C]	ND	QFL, D10	19	14	ug/kg dry	10.0	10/15/09 14:36	DGB	9J13048	8081A
Chlordane [2C]	ND	QFL, D10	190	42	ug/kg dry	10.0	10/15/09 14:36	DGB	9J13048	8081A
delta-BHC [2C]	**9.8**	QFL, D10,J	19	2.5	ug/kg dry	10.0	10/15/09 14:36	DGB	9J13048	8081A
Dieldrin [2C]	ND	QFL, D10	19	4.6	ug/kg dry	10.0	10/15/09 14:36	DGB	9J13048	8081A
Endosulfan I [2C]	ND	QFL, D10	19	4.0	ug/kg dry	10.0	10/15/09 14:36	DGB	9J13048	8081A
Endosulfan II [2C]	ND	QFL, D10	19	3.4	ug/kg dry	10.0	10/15/09 14:36	DGB	9J13048	8081A
Endosulfan sulfate [2C]	ND	QFL, D10	19	3.6	ug/kg dry	10.0	10/15/09 14:36	DGB	9J13048	8081A
Endrin [2C]	**8.2**	QFL, D10,J	19	6.2	ug/kg dry	10.0	10/15/09 14:36	DGB	9J13048	8081A
Endrin aldehyde [2C]	ND	QFL, D10,C4	19	4.9	ug/kg dry	10.0	10/15/09 14:36	DGB	9J13048	8081A
gamma-BHC (Lindane) [2C]	**12**	QFL, D10,J	19	3.3	ug/kg dry	10.0	10/15/09 14:36	DGB	9J13048	8081A
Heptachlor [2C]	ND	QFL, D10	19	3.0	ug/kg dry	10.0	10/15/09 14:36	DGB	9J13048	8081A
Heptachlor epoxide [2C]	ND	QFL, D10	19	4.9	ug/kg dry	10.0	10/15/09 14:36	DGB	9J13048	8081A
Methoxychlor [2C]	**13**	QFL, D10,J	19	5.1	ug/kg dry	10.0	10/15/09 14:36	DGB	9J13048	8081A
Toxaphene [2C]	ND	QFL, D10	190	110	ug/kg dry	10.0	10/15/09 14:36	DGB	9J13048	8081A

Benchmark Environmental & Engineering Science
2558 Hamburg Turnpike, Suite 300
Lackawanna, NY 14218

SDG Number: RSJ0707

Project: Benchmark - Globe site
Project Number: TURN

Received: 10/08/09-10/13/09
Reported: 11/03/09 17:10

Analytical Report

Client ID: TP-16 (0-2) (RSJ0709-03 - Solid) - cont. **Sampled: 10/09/09 13:50** **Recvd: 10/09/09 16:20**

Analyte	Sample Result	Data Qualifiers	RL	MDL	Units	Dil Fac	Date Analyzed	Lab Tech	Batch	Method
Organochlorine Pesticides by EPA Method 8081A - cont.										
Decachlorobiphenyl [2C]	*	*QFL, D10,Z3*	*Surr Limits: (42-146%)*				*10/15/09 14:36*	*DGB*	*9J13048*	*8081A*
Tetrachloro-m-xylene [2C]	*	*QFL, D10,Z3*	*Surr Limits: (37-136%)*				*10/15/09 14:36*	*DGB*	*9J13048*	*8081A*
Polychlorinated Biphenyls by EPA Method 8082										
Aroclor 1016	ND	C7	19	3.7	ug/kg dry	1.00	10/14/09 22:56	JxM	9J13046	8082
Aroclor 1221	ND	C7	19	3.7	ug/kg dry	1.00	10/14/09 22:56	JxM	9J13046	8082
Aroclor 1232	ND	C7	19	3.7	ug/kg dry	1.00	10/14/09 22:56	JxM	9J13046	8082
Aroclor 1242	**110**	C7	19	4.1	ug/kg dry	1.00	10/14/09 22:56	JxM	9J13046	8082
Aroclor 1248	ND	C7	19	3.7	ug/kg dry	1.00	10/14/09 22:56	JxM	9J13046	8082
Aroclor 1254	**48**	C7	19	4.0	ug/kg dry	1.00	10/14/09 22:56	JxM	9J13046	8082
Aroclor 1260	**71**	C7	19	4.0	ug/kg dry	1.00	10/14/09 22:56	JxM	9J13046	8082
Decachlorobiphenyl	*67 %*	*C7*	*Surr Limits: (34-148%)*				*10/14/09 22:56*	*JxM*	*9J13046*	*8082*
Tetrachloro-m-xylene	*77 %*	*C7*	*Surr Limits: (35-134%)*				*10/14/09 22:56*	*JxM*	*9J13046*	*8082*
Herbicides										
2,4,5-T [2C]	ND		19	2.4	ug/kg dry	1.00	10/16/09 11:26	DGB	9J13049	8151A
2,4-D [2C]	ND		19	5.0	ug/kg dry	1.00	10/16/09 11:26	DGB	9J13049	8151A
Silvex (2,4,5-TP) [2C]	ND		19	2.1	ug/kg dry	1.00	10/16/09 11:26	DGB	9J13049	8151A
2,4-Dichlorophenylacetic acid [2C]	*56 %*		*Surr Limits: (19-128%)*				*10/16/09 11:26*	*DGB*	*9J13049*	*8151A*
Total Metals by SW 846 Series Methods										
Aluminum	**3810**	D02	59.8	NR	mg/kg dry	5.00	10/15/09 14:53	DAN	9J13012	6010B
Antimony	ND	D02	359	NR	mg/kg dry	20.0	10/15/09 18:15	DAN	9J13012	6010B
Arsenic	**24.3**	D02	12.0	NR	mg/kg dry	5.00	10/15/09 14:53	DAN	9J13012	6010B
Barium	**91.3**	D02	2.99	NR	mg/kg dry	5.00	10/15/09 14:53	DAN	9J13012	6010B
Beryllium	ND	D02	1.20	NR	mg/kg dry	5.00	10/15/09 14:53	DAN	9J13012	6010B
Cadmium	ND	D02	1.20	NR	mg/kg dry	5.00	10/15/09 14:53	DAN	9J13012	6010B
Calcium	**35700**	D02	299	NR	mg/kg dry	5.00	10/15/09 14:53	DAN	9J13012	6010B
Chromium	**23300**	D08	2.99	NR	mg/kg dry	5.00	10/15/09 14:53	DAN	9J13012	6010B
Cobalt	**429**	D02	2.99	NR	mg/kg dry	5.00	10/15/09 14:53	DAN	9J13012	6010B
Copper	**614**	D02	6.0	NR	mg/kg dry	5.00	10/15/09 14:53	DAN	9J13012	6010B
Iron	**164000**	D08	59.8	NR	mg/kg dry	5.00	10/15/09 14:53	DAN	9J13012	6010B
Lead	**177**	D02	6.0	NR	mg/kg dry	5.00	10/15/09 14:53	DAN	9J13012	6010B
Magnesium	**14400**	D02	120	NR	mg/kg dry	5.00	10/15/09 14:53	DAN	9J13012	6010B
Manganese	**3980**	D08	1.2	NR	mg/kg dry	5.00	10/15/09 14:53	DAN	9J13012	6010B
Nickel	**16900**	D08	120	NR	mg/kg dry	20.0	10/15/09 18:15	DAN	9J13012	6010B
Potassium	**772**	D02	179	NR	mg/kg dry	5.00	10/15/09 14:53	DAN	9J13012	6010B
Selenium	ND	D02	23.9	NR	mg/kg dry	5.00	10/15/09 14:53	DAN	9J13012	6010B
Silver	ND	D02	2.99	NR	mg/kg dry	5.00	10/15/09 14:53	DAN	9J13012	6010B
Sodium	ND	D02	837	NR	mg/kg dry	5.00	10/15/09 14:53	DAN	9J13012	6010B
Thallium	ND	D02	35.9	NR	mg/kg dry	5.00	10/15/09 14:53	DAN	9J13012	6010B
Vanadium	**250**	D02	2.99	NR	mg/kg dry	5.00	10/15/09 14:53	DAN	9J13012	6010B
Zinc	**450**	D02	12.0	NR	mg/kg dry	5.00	10/15/09 14:53	DAN	9J13012	6010B
Mercury	**0.0442**		0.0234	NR	mg/kg dry	1.00	10/14/09 21:08	MXM	9J13028	7471A

Benchmark Environmental & Engineering Science
2558 Hamburg Turnpike, Suite 300
Lackawanna, NY 14218

SDG Number: RSJ0707

Project: Benchmark - Globe site
Project Number: TURN

Received: 10/08/09-10/13/09
Reported: 11/03/09 17:10

Analytical Report

Analyte	Sample Result	Data Qualifiers	RL	MDL	Units	Dil Fac	Date Analyzed	Lab Tech	Batch	Method
Client ID: TP-16 (0-2) (RSJ0709-03 - Solid) - cont.						**Sampled: 10/09/09 13:50**		**Recvd: 10/09/09 16:20**		
General Chemistry Parameters										
Percent Solids	**87**		0.010	NR	%	1.00	10/13/09 15:38	JRR	9J13041	Dry Weight

Benchmark Environmental & Engineering Science
2558 Hamburg Turnpike, Suite 300
Lackawanna, NY 14218

SDG Number: RSJ0707

Project: Benchmark - Globe site
Project Number: TURN

Received: 10/08/09-10/13/09
Reported: 11/03/09 17:10

Analytical Report

Client ID: TP-17 (0-2) (RSJ0731-01 - Solid) **Sampled: 10/07/09 15:40** **Recvd: 10/09/09 11:40**

Semivolatile Organics by GC/MS

Analyte	Sample Result	Data Qualifiers	RL	MDL	Units	Dil Fac	Date Analyzed	Lab Tech	Batch	Method
2,4,5-Trichlorophenol	ND	D12	2100	460	ug/kg dry	10.0	10/15/09 18:17	JRS	9J10011	8270C
2,4,6-Trichlorophenol	ND	D12	2100	140	ug/kg dry	10.0	10/15/09 18:17	JRS	9J10011	8270C
2,4-Dichlorophenol	ND	D12	2100	110	ug/kg dry	10.0	10/15/09 18:17	JRS	9J10011	8270C
2,4-Dimethylphenol	ND	D12	2100	570	ug/kg dry	10.0	10/15/09 18:17	JRS	9J10011	8270C
2,4-Dinitrophenol	ND	D12,L2	4100	740	ug/kg dry	10.0	10/15/09 18:17	JRS	9J10011	8270C
2,4-Dinitrotoluene	ND	D12	2100	330	ug/kg dry	10.0	10/15/09 18:17	JRS	9J10011	8270C
2,6-Dinitrotoluene	ND	D12	2100	520	ug/kg dry	10.0	10/15/09 18:17	JRS	9J10011	8270C
2-Chloronaphthalene	ND	D12	2100	140	ug/kg dry	10.0	10/15/09 18:17	JRS	9J10011	8270C
2-Chlorophenol	ND	D12	2100	110	ug/kg dry	10.0	10/15/09 18:17	JRS	9J10011	8270C
2-Methylnaphthalene	ND	D12	2100	26	ug/kg dry	10.0	10/15/09 18:17	JRS	9J10011	8270C
2-Methylphenol	ND	D12	2100	65	ug/kg dry	10.0	10/15/09 18:17	JRS	9J10011	8270C
2-Nitroaniline	ND	D12	4100	680	ug/kg dry	10.0	10/15/09 18:17	JRS	9J10011	8270C
2-Nitrophenol	ND	D12	2100	97	ug/kg dry	10.0	10/15/09 18:17	JRS	9J10011	8270C
3,3'-Dichlorobenzidine	ND	D12,L	2100	1900	ug/kg dry	10.0	10/15/09 18:17	JRS	9J10011	8270C
3-Nitroaniline	ND	D12	4100	490	ug/kg dry	10.0	10/15/09 18:17	JRS	9J10011	8270C
4,6-Dinitro-2-methylphenol	ND	D12	4100	730	ug/kg dry	10.0	10/15/09 18:17	JRS	9J10011	8270C
4-Bromophenyl phenyl ether	ND	D12	2100	670	ug/kg dry	10.0	10/15/09 18:17	JRS	9J10011	8270C
4-Chloro-3-methylphenol	ND	D12	2100	87	ug/kg dry	10.0	10/15/09 18:17	JRS	9J10011	8270C
4-Chloroaniline	ND	D12	2100	620	ug/kg dry	10.0	10/15/09 18:17	JRS	9J10011	8270C
4-Chlorophenyl phenyl ether	ND	D12	2100	45	ug/kg dry	10.0	10/15/09 18:17	JRS	9J10011	8270C
4-Methylphenol	ND	D12	2100	120	ug/kg dry	10.0	10/15/09 18:17	JRS	9J10011	8270C
4-Nitroaniline	ND	D12	4100	240	ug/kg dry	10.0	10/15/09 18:17	JRS	9J10011	8270C
4-Nitrophenol	ND	D12	4100	510	ug/kg dry	10.0	10/15/09 18:17	JRS	9J10011	8270C
Acenaphthene	**190**	D12,J	2100	25	ug/kg dry	10.0	10/15/09 18:17	JRS	9J10011	8270C
Acenaphthylene	ND	D12	2100	17	ug/kg dry	10.0	10/15/09 18:17	JRS	9J10011	8270C
Acetophenone	ND	D12	2100	110	ug/kg dry	10.0	10/15/09 18:17	JRS	9J10011	8270C
Anthracene	**270**	D12,J	2100	54	ug/kg dry	10.0	10/15/09 18:17	JRS	9J10011	8270C
Atrazine	ND	D12	2100	94	ug/kg dry	10.0	10/15/09 18:17	JRS	9J10011	8270C
Benzaldehyde	ND	D12	2100	230	ug/kg dry	10.0	10/15/09 18:17	JRS	9J10011	8270C
Benzo(a)anthracene	**1300**	D12,J	2100	36	ug/kg dry	10.0	10/15/09 18:17	JRS	9J10011	8270C
Benzo(a)pyrene	**1500**	D12,J	2100	51	ug/kg dry	10.0	10/15/09 18:17	JRS	9J10011	8270C
Benzo(b)fluoranthene	**1500**	D12,J	2100	41	ug/kg dry	10.0	10/15/09 18:17	JRS	9J10011	8270C
Benzo(ghi)perylene	**1400**	D12,J	2100	25	ug/kg dry	10.0	10/15/09 18:17	JRS	9J10011	8270C
Benzo(k)fluoranthene	ND	D12,ID4	2100	23	ug/kg dry	10.0	10/15/09 18:17	JRS	9J10011	8270C
Biphenyl	ND	D12	2100	130	ug/kg dry	10.0	10/15/09 18:17	JRS	9J10011	8270C
Bis(2-chloroethoxy)methane	ND	D12	2100	110	ug/kg dry	10.0	10/15/09 18:17	JRS	9J10011	8270C
Bis(2-chloroethyl)ether	ND	D12	2100	180	ug/kg dry	10.0	10/15/09 18:17	JRS	9J10011	8270C
2,2'-Oxybis(1-Chloropropane)	ND	D12	2100	220	ug/kg dry	10.0	10/15/09 18:17	JRS	9J10011	8270C
Bis(2-ethylhexyl) phthalate	ND	D12	2100	680	ug/kg dry	10.0	10/15/09 18:17	JRS	9J10011	8270C
Butyl benzyl phthalate	ND	D12	2100	570	ug/kg dry	10.0	10/15/09 18:17	JRS	9J10011	8270C
Caprolactam	ND	D12	2100	910	ug/kg dry	10.0	10/15/09 18:17	JRS	9J10011	8270C
Carbazole	**230**	D12,J	2100	24	ug/kg dry	10.0	10/15/09 18:17	JRS	9J10011	8270C
Chrysene	**1300**	D12,J	2100	21	ug/kg dry	10.0	10/15/09 18:17	JRS	9J10011	8270C
Dibenzo(a,h)anthracene	ND	D12	2100	25	ug/kg dry	10.0	10/15/09 18:17	JRS	9J10011	8270C
Dibenzofuran	ND	D12	2100	22	ug/kg dry	10.0	10/15/09 18:17	JRS	9J10011	8270C

Benchmark Environmental & Engineering Science
2558 Hamburg Turnpike, Suite 300
Lackawanna, NY 14218

SDG Number: RSJ0707

Project: Benchmark - Globe site
Project Number: TURN

Received: 10/08/09-10/13/09
Reported: 11/03/09 17:10

Analytical Report

Client ID: TP-17 (0-2) (RSJ0731-01 - Solid) - cont. **Sampled: 10/07/09 15:40** **Recvd: 10/09/09 11:40**

Analyte	Sample Result	Data Qualifiers	RL	MDL	Units	Dil Fac	Date Analyzed	Lab Tech	Batch	Method
Semivolatile Organics by GC/MS - cont.										
Diethyl phthalate	ND	D12	2100	64	ug/kg dry	10.0	10/15/09 18:17	JRS	9J10011	8270C
Dimethyl phthalate	ND	D12	2100	55	ug/kg dry	10.0	10/15/09 18:17	JRS	9J10011	8270C
Di-n-butyl phthalate	ND	D12	2100	730	ug/kg dry	10.0	10/15/09 18:17	JRS	9J10011	8270C
Di-n-octyl phthalate	ND	D12	2100	49	ug/kg dry	10.0	10/15/09 18:17	JRS	9J10011	8270C
Fluoranthene	**2100**	D12,J	2100	31	ug/kg dry	10.0	10/15/09 18:17	JRS	9J10011	8270C
Fluorene	**110**	D12,J	2100	49	ug/kg dry	10.0	10/15/09 18:17	JRS	9J10011	8270C
Hexachlorobenzene	ND	D12	2100	100	ug/kg dry	10.0	10/15/09 18:17	JRS	9J10011	8270C
Hexachlorobutadiene	ND	D12	2100	110	ug/kg dry	10.0	10/15/09 18:17	JRS	9J10011	8270C
Hexachlorocyclopentadiene	ND	D12	2100	640	ug/kg dry	10.0	10/15/09 18:17	JRS	9J10011	8270C
Hexachloroethane	ND	D12	2100	160	ug/kg dry	10.0	10/15/09 18:17	JRS	9J10011	8270C
Indeno(1,2,3-cd)pyrene	**1000**	D12,J	2100	58	ug/kg dry	10.0	10/15/09 18:17	JRS	9J10011	8270C
Isophorone	ND	D12	2100	110	ug/kg dry	10.0	10/15/09 18:17	JRS	9J10011	8270C
Naphthalene	ND	D12	2100	35	ug/kg dry	10.0	10/15/09 18:17	JRS	9J10011	8270C
Nitrobenzene	ND	D12	2100	94	ug/kg dry	10.0	10/15/09 18:17	JRS	9J10011	8270C
N-Nitrosodi-n-propylamine	ND	D12	2100	170	ug/kg dry	10.0	10/15/09 18:17	JRS	9J10011	8270C
N-Nitrosodiphenylamine	ND	D12,L	2100	120	ug/kg dry	10.0	10/15/09 18:17	JRS	9J10011	8270C
Pentachlorophenol	ND	D12	4100	720	ug/kg dry	10.0	10/15/09 18:17	JRS	9J10011	8270C
Phenanthrene	**1300**	D12,J	2100	44	ug/kg dry	10.0	10/15/09 18:17	JRS	9J10011	8270C
Phenol	ND	D12	2100	220	ug/kg dry	10.0	10/15/09 18:17	JRS	9J10011	8270C
Pyrene	**1800**	D12,J	2100	14	ug/kg dry	10.0	10/15/09 18:17	JRS	9J10011	8270C
2,4,6-Tribromophenol	*100 %*	*D12*	*Surr Limits: (39-146%)*				*10/15/09 18:17*	*JRS*	*9J10011*	*8270C*
2-Fluorobiphenyl	*69 %*	*D12*	*Surr Limits: (37-120%)*				*10/15/09 18:17*	*JRS*	*9J10011*	*8270C*
2-Fluorophenol	*57 %*	*D12*	*Surr Limits: (18-120%)*				*10/15/09 18:17*	*JRS*	*9J10011*	*8270C*
Nitrobenzene-d5	*55 %*	*D12*	*Surr Limits: (34-132%)*				*10/15/09 18:17*	*JRS*	*9J10011*	*8270C*
Phenol-d5	*63 %*	*D12*	*Surr Limits: (11-120%)*				*10/15/09 18:17*	*JRS*	*9J10011*	*8270C*
p-Terphenyl-d14	*65 %*	*D12*	*Surr Limits: (58-147%)*				*10/15/09 18:17*	*JRS*	*9J10011*	*8270C*
Total Metals by SW 846 Series Methods										
Aluminum	**12500**		12.1	NR	mg/kg dry	1.00	10/15/09 14:10	DAN	9J12051	6010B
Antimony	ND		18.1	NR	mg/kg dry	1.00	10/15/09 14:10	DAN	9J12051	6010B
Arsenic	**6.2**		2.4	NR	mg/kg dry	1.00	10/15/09 14:10	DAN	9J12051	6010B
Barium	**64.3**		0.605	NR	mg/kg dry	1.00	10/15/09 14:10	DAN	9J12051	6010B
Beryllium	**0.647**		0.242	NR	mg/kg dry	1.00	10/15/09 14:10	DAN	9J12051	6010B
Cadmium	**0.304**		0.242	NR	mg/kg dry	1.00	10/15/09 14:10	DAN	9J12051	6010B
Calcium	**35700**		60.5	NR	mg/kg dry	1.00	10/15/09 14:10	DAN	9J12051	6010B
Chromium	**45.6**		0.605	NR	mg/kg dry	1.00	10/15/09 14:10	DAN	9J12051	6010B
Cobalt	**7.96**		0.605	NR	mg/kg dry	1.00	10/15/09 14:10	DAN	9J12051	6010B
Copper	**36.8**		1.2	NR	mg/kg dry	1.00	10/15/09 14:10	DAN	9J12051	6010B
Iron	**19500**		12.1	NR	mg/kg dry	1.00	10/15/09 14:10	DAN	9J12051	6010B
Lead	**69.8**		1.2	NR	mg/kg dry	1.00	10/15/09 14:10	DAN	9J12051	6010B
Magnesium	**22400**		24.2	NR	mg/kg dry	1.00	10/15/09 14:10	DAN	9J12051	6010B
Manganese	**777**		0.2	NR	mg/kg dry	1.00	10/15/09 14:10	DAN	9J12051	6010B
Nickel	**35.1**		6.05	NR	mg/kg dry	1.00	10/15/09 14:10	DAN	9J12051	6010B
Potassium	**1280**		36.3	NR	mg/kg dry	1.00	10/15/09 14:10	DAN	9J12051	6010B
Selenium	ND		4.8	NR	mg/kg dry	1.00	10/15/09 14:10	DAN	9J12051	6010B
Silver	ND		0.605	NR	mg/kg dry	1.00	10/15/09 14:10	DAN	9J12051	6010B
Sodium	**728**		169	NR	mg/kg dry	1.00	10/15/09 14:10	DAN	9J12051	6010B

Benchmark Environmental & Engineering Science
2558 Hamburg Turnpike, Suite 300
Lackawanna, NY 14218

SDG Number: RSJ0707

Project: Benchmark - Globe site
Project Number: TURN

Received: 10/08/09-10/13/09
Reported: 11/03/09 17:10

Analytical Report

Analyte	Sample Result	Data Qualifiers	RL	MDL	Units	Dil Fac	Date Analyzed	Lab Tech	Batch	Method
Client ID: TP-17 (0-2) (RSJ0731-01 - Solid) - cont.						**Sampled: 10/07/09 15:40**		**Recvd: 10/09/09 11:40**		
Total Metals by SW 846 Series Methods - cont.										
Thallium	ND		7.3	NR	mg/kg dry	1.00	10/15/09 14:10	DAN	9J12051	6010B
Vanadium	**32.5**		0.605	NR	mg/kg dry	1.00	10/15/09 14:10	DAN	9J12051	6010B
Zinc	**161**		2.4	NR	mg/kg dry	1.00	10/15/09 14:10	DAN	9J12051	6010B
Mercury	**0.0423**		0.0256	NR	mg/kg dry	1.00	10/14/09 20:48	MXM	9J13028	7471A
General Chemistry Parameters										
Percent Solids	**80**		0.010	NR	%	1.00	10/13/09 12:53	SMS	9J12049	Dry Weight

Benchmark Environmental & Engineering Science
2558 Hamburg Turnpike, Suite 300
Lackawanna, NY 14218

SDG Number: RSJ0707

Project: Benchmark - Globe site
Project Number: TURN

Received: 10/08/09-10/13/09
Reported: 11/03/09 17:10

Analytical Report

Client ID: TP-18 (0-2) (RSJ0709-02 - Solid) **Sampled: 10/09/09 11:45** **Recvd: 10/09/09 16:20**

Semivolatile Organics by GC/MS

Analyte	Sample Result	Data Qualifiers	RL	MDL	Units	Dil Fac	Date Analyzed	Lab Tech	Batch	Method
2,4,5-Trichlorophenol	ND	D12	930	200	ug/kg dry	5.00	10/14/09 22:08	JRS	9J13045	8270C
2,4,6-Trichlorophenol	ND	D12	930	61	ug/kg dry	5.00	10/14/09 22:08	JRS	9J13045	8270C
2,4-Dichlorophenol	ND	D12	930	48	ug/kg dry	5.00	10/14/09 22:08	JRS	9J13045	8270C
2,4-Dimethylphenol	ND	D12	930	250	ug/kg dry	5.00	10/14/09 22:08	JRS	9J13045	8270C
2,4-Dinitrophenol	ND	D12	1800	320	ug/kg dry	5.00	10/14/09 22:08	JRS	9J13045	8270C
2,4-Dinitrotoluene	ND	D12	930	140	ug/kg dry	5.00	10/14/09 22:08	JRS	9J13045	8270C
2,6-Dinitrotoluene	ND	D12	930	230	ug/kg dry	5.00	10/14/09 22:08	JRS	9J13045	8270C
2-Chloronaphthalene	ND	D12	930	62	ug/kg dry	5.00	10/14/09 22:08	JRS	9J13045	8270C
2-Chlorophenol	ND	D12	930	47	ug/kg dry	5.00	10/14/09 22:08	JRS	9J13045	8270C
2-Methylnaphthalene	ND	D12	930	11	ug/kg dry	5.00	10/14/09 22:08	JRS	9J13045	8270C
2-Methylphenol	ND	D12	930	28	ug/kg dry	5.00	10/14/09 22:08	JRS	9J13045	8270C
2-Nitroaniline	ND	D12	1800	300	ug/kg dry	5.00	10/14/09 22:08	JRS	9J13045	8270C
2-Nitrophenol	ND	D12	930	42	ug/kg dry	5.00	10/14/09 22:08	JRS	9J13045	8270C
3,3'-Dichlorobenzidine	ND	D12	930	810	ug/kg dry	5.00	10/14/09 22:08	JRS	9J13045	8270C
3-Nitroaniline	ND	D12	1800	210	ug/kg dry	5.00	10/14/09 22:08	JRS	9J13045	8270C
4,6-Dinitro-2-methylphenol	ND	D12	1800	320	ug/kg dry	5.00	10/14/09 22:08	JRS	9J13045	8270C
4-Bromophenyl phenyl ether	ND	D12	930	290	ug/kg dry	5.00	10/14/09 22:08	JRS	9J13045	8270C
4-Chloro-3-methylphenol	ND	D12	930	38	ug/kg dry	5.00	10/14/09 22:08	JRS	9J13045	8270C
4-Chloroaniline	ND	D12	930	270	ug/kg dry	5.00	10/14/09 22:08	JRS	9J13045	8270C
4-Chlorophenyl phenyl ether	ND	D12	930	20	ug/kg dry	5.00	10/14/09 22:08	JRS	9J13045	8270C
4-Methylphenol	ND	D12	930	51	ug/kg dry	5.00	10/14/09 22:08	JRS	9J13045	8270C
4-Nitroaniline	ND	D12	1800	100	ug/kg dry	5.00	10/14/09 22:08	JRS	9J13045	8270C
4-Nitrophenol	ND	D12	1800	220	ug/kg dry	5.00	10/14/09 22:08	JRS	9J13045	8270C
Acenaphthene	ND	D12	930	11	ug/kg dry	5.00	10/14/09 22:08	JRS	9J13045	8270C
Acenaphthylene	ND	D12	930	7.6	ug/kg dry	5.00	10/14/09 22:08	JRS	9J13045	8270C
Acetophenone	ND	D12	930	47	ug/kg dry	5.00	10/14/09 22:08	JRS	9J13045	8270C
Anthracene	**57**	D12,J	930	24	ug/kg dry	5.00	10/14/09 22:08	JRS	9J13045	8270C
Atrazine	ND	D12	930	41	ug/kg dry	5.00	10/14/09 22:08	JRS	9J13045	8270C
Benzaldehyde	ND	D12	930	100	ug/kg dry	5.00	10/14/09 22:08	JRS	9J13045	8270C
Benzo(a)anthracene	**270**	D12,J	930	16	ug/kg dry	5.00	10/14/09 22:08	JRS	9J13045	8270C
Benzo(a)pyrene	**300**	D12,J	930	22	ug/kg dry	5.00	10/14/09 22:08	JRS	9J13045	8270C
Benzo(b)fluoranthene	**320**	D12,J	930	18	ug/kg dry	5.00	10/14/09 22:08	JRS	9J13045	8270C
Benzo(ghi)perylene	**290**	D12,J	930	11	ug/kg dry	5.00	10/14/09 22:08	JRS	9J13045	8270C
Benzo(k)fluoranthene	**190**	D12,J	930	10	ug/kg dry	5.00	10/14/09 22:08	JRS	9J13045	8270C
Biphenyl	ND	D12	930	58	ug/kg dry	5.00	10/14/09 22:08	JRS	9J13045	8270C
Bis(2-chloroethoxy)methane	ND	D12	930	50	ug/kg dry	5.00	10/14/09 22:08	JRS	9J13045	8270C
Bis(2-chloroethyl)ether	ND	D12	930	80	ug/kg dry	5.00	10/14/09 22:08	JRS	9J13045	8270C
2,2'-Oxybis(1-Chloropropane)	ND	D12	930	97	ug/kg dry	5.00	10/14/09 22:08	JRS	9J13045	8270C
Bis(2-ethylhexyl) phthalate	ND	D12	930	300	ug/kg dry	5.00	10/14/09 22:08	JRS	9J13045	8270C
Butyl benzyl phthalate	ND	D12	930	250	ug/kg dry	5.00	10/14/09 22:08	JRS	9J13045	8270C
Caprolactam	ND	D12	930	400	ug/kg dry	5.00	10/14/09 22:08	JRS	9J13045	8270C
Carbazole	ND	D12	930	11	ug/kg dry	5.00	10/14/09 22:08	JRS	9J13045	8270C
Chrysene	**310**	D12,J	930	9.2	ug/kg dry	5.00	10/14/09 22:08	JRS	9J13045	8270C
Dibenzo(a,h)anthracene	ND	D12	930	11	ug/kg dry	5.00	10/14/09 22:08	JRS	9J13045	8270C
Dibenzofuran	ND	D12	930	9.6	ug/kg dry	5.00	10/14/09 22:08	JRS	9J13045	8270C

Benchmark Environmental & Engineering Science
2558 Hamburg Turnpike, Suite 300
Lackawanna, NY 14218

SDG Number: RSJ0707

Project: Benchmark - Globe site
Project Number: TURN

Received: 10/08/09-10/13/09
Reported: 11/03/09 17:10

Analytical Report

Analyte	Sample Result	Data Qualifiers	RL	MDL	Units	Dil Fac	Date Analyzed	Lab Tech	Batch	Method
Client ID: TP-18 (0-2) (RSJ0709-02 - Solid) - cont.						**Sampled: 10/09/09 11:45**		**Recvd: 10/09/09 16:20**		
Semivolatile Organics by GC/MS - cont.										
Diethyl phthalate	ND	D12	930	28	ug/kg dry	5.00	10/14/09 22:08	JRS	9J13045	8270C
Dimethyl phthalate	ND	D12	930	24	ug/kg dry	5.00	10/14/09 22:08	JRS	9J13045	8270C
Di-n-butyl phthalate	ND	D12	930	320	ug/kg dry	5.00	10/14/09 22:08	JRS	9J13045	8270C
Di-n-octyl phthalate	ND	D12	930	22	ug/kg dry	5.00	10/14/09 22:08	JRS	9J13045	8270C
Fluoranthene	**380**	D12,J	930	13	ug/kg dry	5.00	10/14/09 22:08	JRS	9J13045	8270C
Fluorene	ND	D12	930	21	ug/kg dry	5.00	10/14/09 22:08	JRS	9J13045	8270C
Hexachlorobenzene	ND	D12	930	46	ug/kg dry	5.00	10/14/09 22:08	JRS	9J13045	8270C
Hexachlorobutadiene	ND	D12	930	47	ug/kg dry	5.00	10/14/09 22:08	JRS	9J13045	8270C
Hexachlorocyclopentadiene	ND	D12	930	280	ug/kg dry	5.00	10/14/09 22:08	JRS	9J13045	8270C
Hexachloroethane	ND	D12	930	72	ug/kg dry	5.00	10/14/09 22:08	JRS	9J13045	8270C
Indeno(1,2,3-cd)pyrene	**180**	D12,J	930	26	ug/kg dry	5.00	10/14/09 22:08	JRS	9J13045	8270C
Isophorone	ND	D12	930	46	ug/kg dry	5.00	10/14/09 22:08	JRS	9J13045	8270C
Naphthalene	ND	D12	930	15	ug/kg dry	5.00	10/14/09 22:08	JRS	9J13045	8270C
Nitrobenzene	ND	D12	930	41	ug/kg dry	5.00	10/14/09 22:08	JRS	9J13045	8270C
N-Nitrosodi-n-propylamine	ND	D12	930	73	ug/kg dry	5.00	10/14/09 22:08	JRS	9J13045	8270C
N-Nitrosodiphenylamine	ND	D12,L	930	51	ug/kg dry	5.00	10/14/09 22:08	JRS	9J13045	8270C
Pentachlorophenol	ND	D12	1800	320	ug/kg dry	5.00	10/14/09 22:08	JRS	9J13045	8270C
Phenanthrene	**210**	D12,J	930	19	ug/kg dry	5.00	10/14/09 22:08	JRS	9J13045	8270C
Phenol	ND	D12	930	97	ug/kg dry	5.00	10/14/09 22:08	JRS	9J13045	8270C
Pyrene	**400**	D12,J	930	6.0	ug/kg dry	5.00	10/14/09 22:08	JRS	9J13045	8270C
2,4,6-Tribromophenol	*80 %*	*D12*	*Surr Limits: (39-146%)*				*10/14/09 22:08*	*JRS*	*9J13045*	*8270C*
2-Fluorobiphenyl	*82 %*	*D12*	*Surr Limits: (37-120%)*				*10/14/09 22:08*	*JRS*	*9J13045*	*8270C*
2-Fluorophenol	*56 %*	*D12*	*Surr Limits: (18-120%)*				*10/14/09 22:08*	*JRS*	*9J13045*	*8270C*
Nitrobenzene-d5	*58 %*	*D12*	*Surr Limits: (34-132%)*				*10/14/09 22:08*	*JRS*	*9J13045*	*8270C*
Phenol-d5	*66 %*	*D12*	*Surr Limits: (11-120%)*				*10/14/09 22:08*	*JRS*	*9J13045*	*8270C*
p-Terphenyl-d14	*82 %*	*D12*	*Surr Limits: (58-147%)*				*10/14/09 22:08*	*JRS*	*9J13045*	*8270C*
Total Metals by SW 846 Series Methods										
Aluminum	**1790**		10.7	NR	mg/kg dry	1.00	10/14/09 15:21	LMH	9J13012	6010B
Antimony	ND		16.0	NR	mg/kg dry	1.00	10/14/09 15:21	LMH	9J13012	6010B
Arsenic	**9.9**		2.1	NR	mg/kg dry	1.00	10/14/09 15:21	LMH	9J13012	6010B
Barium	**216**		0.533	NR	mg/kg dry	1.00	10/14/09 15:21	LMH	9J13012	6010B
Beryllium	**0.267**		0.213	NR	mg/kg dry	1.00	10/14/09 15:21	LMH	9J13012	6010B
Cadmium	**0.838**		0.213	NR	mg/kg dry	1.00	10/14/09 15:21	LMH	9J13012	6010B
Calcium	**7650**		53.3	NR	mg/kg dry	1.00	10/14/09 15:21	LMH	9J13012	6010B
Chromium	**714**		0.533	NR	mg/kg dry	1.00	10/14/09 15:21	LMH	9J13012	6010B
Cobalt	**28.7**		0.533	NR	mg/kg dry	1.00	10/14/09 15:21	LMH	9J13012	6010B
Copper	**293**		1.1	NR	mg/kg dry	1.00	10/14/09 15:21	LMH	9J13012	6010B
Iron	**108000**	D08	53.3	NR	mg/kg dry	5.00	10/15/09 14:48	DAN	9J13012	6010B
Lead	**117**		1.1	NR	mg/kg dry	1.00	10/14/09 15:21	LMH	9J13012	6010B
Magnesium	**4090**		21.3	NR	mg/kg dry	1.00	10/14/09 15:21	LMH	9J13012	6010B
Manganese	**3200**	D08	1.1	NR	mg/kg dry	5.00	10/15/09 14:48	DAN	9J13012	6010B
Nickel	**542**		5.33	NR	mg/kg dry	1.00	10/14/09 15:21	LMH	9J13012	6010B
Potassium	**184**		32.0	NR	mg/kg dry	1.00	10/14/09 15:21	LMH	9J13012	6010B
Selenium	ND		4.3	NR	mg/kg dry	1.00	10/14/09 15:21	LMH	9J13012	6010B
Silver	ND		0.533	NR	mg/kg dry	1.00	10/14/09 15:21	LMH	9J13012	6010B
Sodium	ND		149	NR	mg/kg dry	1.00	10/14/09 15:21	LMH	9J13012	6010B

Benchmark Environmental & Engineering Science
2558 Hamburg Turnpike, Suite 300
Lackawanna, NY 14218

SDG Number: RSJ0707

Project: Benchmark - Globe site
Project Number: TURN

Received: 10/08/09-10/13/09
Reported: 11/03/09 17:10

Analytical Report

Analyte	Sample Result	Data Qualifiers	RL	MDL	Units	Dil Fac	Date Analyzed	Lab Tech	Batch	Method
Client ID: TP-18 (0-2) (RSJ0709-02 - Solid) - cont.						**Sampled: 10/09/09 11:45**		**Recvd: 10/09/09 16:20**		
Total Metals by SW 846 Series Methods - cont.										
Thallium	ND	D02	32.0	NR	mg/kg dry	5.00	10/15/09 14:48	DAN	9J13012	6010B
Vanadium	**27.7**		0.533	NR	mg/kg dry	1.00	10/14/09 15:21	LMH	9J13012	6010B
Zinc	**226**		2.1	NR	mg/kg dry	1.00	10/14/09 15:21	LMH	9J13012	6010B
Mercury	**0.0368**		0.0216	NR	mg/kg dry	1.00	10/14/09 21:03	MXM	9J13028	7471A
General Chemistry Parameters										
Percent Solids	**90**		0.010	NR	%	1.00	10/13/09 15:36	JRR	9J13041	Dry Weight

Benchmark Environmental & Engineering Science
2558 Hamburg Turnpike, Suite 300
Lackawanna, NY 14218

SDG Number: RSJ0707

Project: Benchmark - Globe site
Project Number: TURN

Received: 10/08/09-10/13/09
Reported: 11/03/09 17:10

Analytical Report

Client ID: TP-20 (0-2) (RSJ0709-01 - Solid) **Sampled: 10/09/09 09:00** **Recvd: 10/09/09 16:20**

Semivolatile Organics by GC/MS

Analyte	Sample Result	Data Qualifiers	RL	MDL	Units	Dil Fac	Date Analyzed	Lab Tech	Batch	Method
2,4,5-Trichlorophenol	ND	D12	3600	780	ug/kg dry	20.0	10/14/09 21:44	JRS	9J13045	8270C
2,4,6-Trichlorophenol	ND	D12	3600	240	ug/kg dry	20.0	10/14/09 21:44	JRS	9J13045	8270C
2,4-Dichlorophenol	ND	D12	3600	190	ug/kg dry	20.0	10/14/09 21:44	JRS	9J13045	8270C
2,4-Dimethylphenol	ND	D12	3600	970	ug/kg dry	20.0	10/14/09 21:44	JRS	9J13045	8270C
2,4-Dinitrophenol	ND	D12	7000	1300	ug/kg dry	20.0	10/14/09 21:44	JRS	9J13045	8270C
2,4-Dinitrotoluene	ND	D12	3600	560	ug/kg dry	20.0	10/14/09 21:44	JRS	9J13045	8270C
2,6-Dinitrotoluene	ND	D12	3600	880	ug/kg dry	20.0	10/14/09 21:44	JRS	9J13045	8270C
2-Chloronaphthalene	ND	D12	3600	240	ug/kg dry	20.0	10/14/09 21:44	JRS	9J13045	8270C
2-Chlorophenol	ND	D12	3600	180	ug/kg dry	20.0	10/14/09 21:44	JRS	9J13045	8270C
2-Methylnaphthalene	ND	D12	3600	43	ug/kg dry	20.0	10/14/09 21:44	JRS	9J13045	8270C
2-Methylphenol	ND	D12	3600	110	ug/kg dry	20.0	10/14/09 21:44	JRS	9J13045	8270C
2-Nitroaniline	ND	D12	7000	1200	ug/kg dry	20.0	10/14/09 21:44	JRS	9J13045	8270C
2-Nitrophenol	ND	D12	3600	160	ug/kg dry	20.0	10/14/09 21:44	JRS	9J13045	8270C
3,3'-Dichlorobenzidine	ND	D12	3600	3100	ug/kg dry	20.0	10/14/09 21:44	JRS	9J13045	8270C
3-Nitroaniline	ND	D12	7000	820	ug/kg dry	20.0	10/14/09 21:44	JRS	9J13045	8270C
4,6-Dinitro-2-methylphenol	ND	D12	7000	1200	ug/kg dry	20.0	10/14/09 21:44	JRS	9J13045	8270C
4-Bromophenyl phenyl ether	ND	D12	3600	1100	ug/kg dry	20.0	10/14/09 21:44	JRS	9J13045	8270C
4-Chloro-3-methylphenol	ND	D12	3600	150	ug/kg dry	20.0	10/14/09 21:44	JRS	9J13045	8270C
4-Chloroaniline	ND	D12	3600	1100	ug/kg dry	20.0	10/14/09 21:44	JRS	9J13045	8270C
4-Chlorophenyl phenyl ether	ND	D12	3600	76	ug/kg dry	20.0	10/14/09 21:44	JRS	9J13045	8270C
4-Methylphenol	ND	D12	3600	200	ug/kg dry	20.0	10/14/09 21:44	JRS	9J13045	8270C
4-Nitroaniline	ND	D12	7000	400	ug/kg dry	20.0	10/14/09 21:44	JRS	9J13045	8270C
4-Nitrophenol	ND	D12	7000	870	ug/kg dry	20.0	10/14/09 21:44	JRS	9J13045	8270C
Acenaphthene	ND	D12	3600	42	ug/kg dry	20.0	10/14/09 21:44	JRS	9J13045	8270C
Acenaphthylene	ND	D12	3600	29	ug/kg dry	20.0	10/14/09 21:44	JRS	9J13045	8270C
Acetophenone	ND	D12	3600	180	ug/kg dry	20.0	10/14/09 21:44	JRS	9J13045	8270C
Anthracene	ND	D12	3600	92	ug/kg dry	20.0	10/14/09 21:44	JRS	9J13045	8270C
Atrazine	ND	D12	3600	160	ug/kg dry	20.0	10/14/09 21:44	JRS	9J13045	8270C
Benzaldehyde	ND	D12	3600	390	ug/kg dry	20.0	10/14/09 21:44	JRS	9J13045	8270C
Benzo(a)anthracene	**770**	D12,J	3600	62	ug/kg dry	20.0	10/14/09 21:44	JRS	9J13045	8270C
Benzo(a)pyrene	**840**	D12,J	3600	86	ug/kg dry	20.0	10/14/09 21:44	JRS	9J13045	8270C
Benzo(b)fluoranthene	**740**	D12,J	3600	70	ug/kg dry	20.0	10/14/09 21:44	JRS	9J13045	8270C
Benzo(ghi)perylene	**620**	D12,J	3600	43	ug/kg dry	20.0	10/14/09 21:44	JRS	9J13045	8270C
Benzo(k)fluoranthene	**740**	D12,J	3600	39	ug/kg dry	20.0	10/14/09 21:44	JRS	9J13045	8270C
Biphenyl	ND	D12	3600	220	ug/kg dry	20.0	10/14/09 21:44	JRS	9J13045	8270C
Bis(2-chloroethoxy)methane	ND	D12	3600	200	ug/kg dry	20.0	10/14/09 21:44	JRS	9J13045	8270C
Bis(2-chloroethyl)ether	ND	D12	3600	310	ug/kg dry	20.0	10/14/09 21:44	JRS	9J13045	8270C
2,2'-Oxybis(1-Chloropropane)	ND	D12	3600	370	ug/kg dry	20.0	10/14/09 21:44	JRS	9J13045	8270C
Bis(2-ethylhexyl) phthalate	ND	D12	3600	1200	ug/kg dry	20.0	10/14/09 21:44	JRS	9J13045	8270C
Butyl benzyl phthalate	ND	D12	3600	960	ug/kg dry	20.0	10/14/09 21:44	JRS	9J13045	8270C
Caprolactam	ND	D12	3600	1600	ug/kg dry	20.0	10/14/09 21:44	JRS	9J13045	8270C
Carbazole	ND	D12	3600	42	ug/kg dry	20.0	10/14/09 21:44	JRS	9J13045	8270C
Chrysene	**980**	D12,J	3600	36	ug/kg dry	20.0	10/14/09 21:44	JRS	9J13045	8270C
Dibenzo(a,h)anthracene	ND	D12	3600	42	ug/kg dry	20.0	10/14/09 21:44	JRS	9J13045	8270C
Dibenzofuran	ND	D12	3600	37	ug/kg dry	20.0	10/14/09 21:44	JRS	9J13045	8270C

Benchmark Environmental & Engineering Science
2558 Hamburg Turnpike, Suite 300
Lackawanna, NY 14218

SDG Number: RSJ0707

Project: Benchmark - Globe site
Project Number: TURN

Received: 10/08/09-10/13/09
Reported: 11/03/09 17:10

Analytical Report

Analyte	Sample Result	Data Qualifiers	RL	MDL	Units	Dil Fac	Date Analyzed	Lab Tech	Batch	Method
Client ID: TP-20 (0-2) (RSJ0709-01 - Solid) - cont.						**Sampled: 10/09/09 09:00**		**Recvd: 10/09/09 16:20**		
Semivolatile Organics by GC/MS - cont.										
Diethyl phthalate	ND	D12	3600	110	ug/kg dry	20.0	10/14/09 21:44	JRS	9J13045	8270C
Dimethyl phthalate	ND	D12	3600	94	ug/kg dry	20.0	10/14/09 21:44	JRS	9J13045	8270C
Di-n-butyl phthalate	ND	D12	3600	1200	ug/kg dry	20.0	10/14/09 21:44	JRS	9J13045	8270C
Di-n-octyl phthalate	ND	D12	3600	84	ug/kg dry	20.0	10/14/09 21:44	JRS	9J13045	8270C
Fluoranthene	**1200**	D12,J	3600	52	ug/kg dry	20.0	10/14/09 21:44	JRS	9J13045	8270C
Fluorene	ND	D12	3600	83	ug/kg dry	20.0	10/14/09 21:44	JRS	9J13045	8270C
Hexachlorobenzene	ND	D12	3600	180	ug/kg dry	20.0	10/14/09 21:44	JRS	9J13045	8270C
Hexachlorobutadiene	ND	D12	3600	180	ug/kg dry	20.0	10/14/09 21:44	JRS	9J13045	8270C
Hexachlorocyclopentadiene	ND	D12	3600	1100	ug/kg dry	20.0	10/14/09 21:44	JRS	9J13045	8270C
Hexachloroethane	ND	D12	3600	280	ug/kg dry	20.0	10/14/09 21:44	JRS	9J13045	8270C
Indeno(1,2,3-cd)pyrene	ND	D12	3600	99	ug/kg dry	20.0	10/14/09 21:44	JRS	9J13045	8270C
Isophorone	ND	D12	3600	180	ug/kg dry	20.0	10/14/09 21:44	JRS	9J13045	8270C
Naphthalene	ND	D12	3600	60	ug/kg dry	20.0	10/14/09 21:44	JRS	9J13045	8270C
Nitrobenzene	ND	D12	3600	160	ug/kg dry	20.0	10/14/09 21:44	JRS	9J13045	8270C
N-Nitrosodi-n-propylamine	ND	D12	3600	280	ug/kg dry	20.0	10/14/09 21:44	JRS	9J13045	8270C
N-Nitrosodiphenylamine	ND	D12,L	3600	200	ug/kg dry	20.0	10/14/09 21:44	JRS	9J13045	8270C
Pentachlorophenol	ND	D12	7000	1200	ug/kg dry	20.0	10/14/09 21:44	JRS	9J13045	8270C
Phenanthrene	**510**	D12,J	3600	75	ug/kg dry	20.0	10/14/09 21:44	JRS	9J13045	8270C
Phenol	ND	D12	3600	380	ug/kg dry	20.0	10/14/09 21:44	JRS	9J13045	8270C
Pyrene	**1400**	D12,J	3600	23	ug/kg dry	20.0	10/14/09 21:44	JRS	9J13045	8270C
2,4,6-Tribromophenol	*111 %*	*D12*	*Surr Limits: (39-146%)*				*10/14/09 21:44*	*JRS*	*9J13045*	*8270C*
2-Fluorobiphenyl	*86 %*	*D12*	*Surr Limits: (37-120%)*				*10/14/09 21:44*	*JRS*	*9J13045*	*8270C*
2-Fluorophenol	*67 %*	*D12*	*Surr Limits: (18-120%)*				*10/14/09 21:44*	*JRS*	*9J13045*	*8270C*
Nitrobenzene-d5	*66 %*	*D12*	*Surr Limits: (34-132%)*				*10/14/09 21:44*	*JRS*	*9J13045*	*8270C*
Phenol-d5	*83 %*	*D12*	*Surr Limits: (11-120%)*				*10/14/09 21:44*	*JRS*	*9J13045*	*8270C*
p-Terphenyl-d14	*98 %*	*D12*	*Surr Limits: (58-147%)*				*10/14/09 21:44*	*JRS*	*9J13045*	*8270C*
Total Metals by SW 846 Series Methods										
Aluminum	**1010**		10.9	NR	mg/kg dry	1.00	10/14/09 15:16	LMH	9J13012	6010B
Antimony	ND		16.4	NR	mg/kg dry	1.00	10/14/09 15:16	LMH	9J13012	6010B
Arsenic	**3.3**		2.2	NR	mg/kg dry	1.00	10/14/09 15:16	LMH	9J13012	6010B
Barium	**22.2**		0.546	NR	mg/kg dry	1.00	10/14/09 15:16	LMH	9J13012	6010B
Beryllium	ND		0.218	NR	mg/kg dry	1.00	10/14/09 15:16	LMH	9J13012	6010B
Cadmium	**0.439**		0.218	NR	mg/kg dry	1.00	10/14/09 15:16	LMH	9J13012	6010B
Calcium	**37600**		54.6	NR	mg/kg dry	1.00	10/14/09 15:16	LMH	9J13012	6010B
Chromium	**57.8**		0.546	NR	mg/kg dry	1.00	10/14/09 15:16	LMH	9J13012	6010B
Cobalt	**3.31**		0.546	NR	mg/kg dry	1.00	10/14/09 15:16	LMH	9J13012	6010B
Copper	**44.4**		1.1	NR	mg/kg dry	1.00	10/14/09 15:16	LMH	9J13012	6010B
Iron	**23500**		10.9	NR	mg/kg dry	1.00	10/14/09 15:16	LMH	9J13012	6010B
Lead	**35.1**		1.1	NR	mg/kg dry	1.00	10/14/09 15:16	LMH	9J13012	6010B
Magnesium	**20300**		21.8	NR	mg/kg dry	1.00	10/14/09 15:16	LMH	9J13012	6010B
Manganese	**503**		0.2	NR	mg/kg dry	1.00	10/14/09 15:16	LMH	9J13012	6010B
Nickel	**44.0**		5.46	NR	mg/kg dry	1.00	10/14/09 15:16	LMH	9J13012	6010B
Potassium	**256**		32.8	NR	mg/kg dry	1.00	10/14/09 15:16	LMH	9J13012	6010B
Selenium	ND		4.4	NR	mg/kg dry	1.00	10/14/09 15:16	LMH	9J13012	6010B
Silver	ND		0.546	NR	mg/kg dry	1.00	10/14/09 15:16	LMH	9J13012	6010B
Sodium	ND		153	NR	mg/kg dry	1.00	10/14/09 15:16	LMH	9J13012	6010B

Benchmark Environmental & Engineering Science
2558 Hamburg Turnpike, Suite 300
Lackawanna, NY 14218

SDG Number: RSJ0707

Project: Benchmark - Globe site
Project Number: TURN

Received: 10/08/09-10/13/09
Reported: 11/03/09 17:10

Analytical Report

Analyte	Sample Result	Data Qualifiers	RL	MDL	Units	Dil Fac	Date Analyzed	Lab Tech	Batch	Method
Client ID: TP-20 (0-2) (RSJ0709-01 - Solid) - cont.						**Sampled: 10/09/09 09:00**		**Recvd: 10/09/09 16:20**		
Total Metals by SW 846 Series Methods - cont.										
Thallium	ND		6.6	NR	mg/kg dry	1.00	10/14/09 15:16	LMH	9J13012	6010B
Vanadium	**5.11**		0.546	NR	mg/kg dry	1.00	10/14/09 15:16	LMH	9J13012	6010B
Zinc	**99.3**		2.2	NR	mg/kg dry	1.00	10/14/09 15:16	LMH	9J13012	6010B
Mercury	ND		0.0227	NR	mg/kg dry	1.00	10/14/09 21:02	MXM	9J13028	7471A
General Chemistry Parameters										
Percent Solids	**92**		0.010	NR	%	1.00	10/13/09 15:34	JRR	9J13041	Dry Weight

Benchmark Environmental & Engineering Science
2558 Hamburg Turnpike, Suite 300
Lackawanna, NY 14218

SDG Number: RSJ0707

Project: Benchmark - Globe site
Project Number: TURN

Received: 10/08/09-10/13/09
Reported: 11/03/09 17:10

Analytical Report

Client ID: TP-22 (0-2) (RSJ0710-01 - Solid) — **Sampled: 10/09/09 09:45** — **Recvd: 10/09/09 16:20**

Volatile Organic Compounds by EPA 8260B

Analyte	Sample Result	Data Qualifiers	RL	MDL	Units	Dil Fac	Date Analyzed	Lab Tech	Batch	Method
1,1,1-Trichloroethane	ND		5.1	0.37	ug/kg dry	1.00	10/13/09 21:50	CDC	9J13102	8260B
1,1,2,2-Tetrachloroethane	ND		5.1	0.83	ug/kg dry	1.00	10/13/09 21:50	CDC	9J13102	8260B
1,1,2-Trichloroethane	ND		5.1	0.26	ug/kg dry	1.00	10/13/09 21:50	CDC	9J13102	8260B
1,1,2-Trichloro-1,2,2-trifluoroethane	ND		5.1	2.6	ug/kg dry	1.00	10/13/09 21:50	CDC	9J13102	8260B
1,1-Dichloroethane	ND		5.1	0.25	ug/kg dry	1.00	10/13/09 21:50	CDC	9J13102	8260B
1,1-Dichloroethene	ND		5.1	0.63	ug/kg dry	1.00	10/13/09 21:50	CDC	9J13102	8260B
1,2,4-Trichlorobenzene	ND		5.1	0.31	ug/kg dry	1.00	10/13/09 21:50	CDC	9J13102	8260B
1,2,4-Trimethylbenzene	**1.3**	J	5.1	0.37	ug/kg dry	1.00	10/13/09 21:50	CDC	9J13102	8260B
1,2-Dibromo-3-chloropropane	ND		5.1	2.6	ug/kg dry	1.00	10/13/09 21:50	CDC	9J13102	8260B
1,2-Dibromoethane	ND		5.1	0.19	ug/kg dry	1.00	10/13/09 21:50	CDC	9J13102	8260B
1,2-Dichlorobenzene	ND		5.1	0.40	ug/kg dry	1.00	10/13/09 21:50	CDC	9J13102	8260B
1,2-Dichloroethane	ND		5.1	0.26	ug/kg dry	1.00	10/13/09 21:50	CDC	9J13102	8260B
1,2-Dichloropropane	ND		5.1	2.6	ug/kg dry	1.00	10/13/09 21:50	CDC	9J13102	8260B
1,3,5-Trimethylbenzene	ND		5.1	0.33	ug/kg dry	1.00	10/13/09 21:50	CDC	9J13102	8260B
1,3-Dichlorobenzene	ND		5.1	0.26	ug/kg dry	1.00	10/13/09 21:50	CDC	9J13102	8260B
1,4-Dichlorobenzene	ND		5.1	0.72	ug/kg dry	1.00	10/13/09 21:50	CDC	9J13102	8260B
2-Butanone	**5.3**	J	26	1.9	ug/kg dry	1.00	10/13/09 21:50	CDC	9J13102	8260B
2-Hexanone	ND		26	1.8	ug/kg dry	1.00	10/13/09 21:50	CDC	9J13102	8260B
p-Cymene	ND		5.1	0.41	ug/kg dry	1.00	10/13/09 21:50	CDC	9J13102	8260B
4-Methyl-2-pentanone	ND		26	1.7	ug/kg dry	1.00	10/13/09 21:50	CDC	9J13102	8260B
Acetone	**82**		26	1.1	ug/kg dry	1.00	10/13/09 21:50	CDC	9J13102	8260B
Benzene	**1.3**	J	5.1	0.25	ug/kg dry	1.00	10/13/09 21:50	CDC	9J13102	8260B
Bromodichloromethane	ND		5.1	0.26	ug/kg dry	1.00	10/13/09 21:50	CDC	9J13102	8260B
Bromoform	ND		5.1	2.6	ug/kg dry	1.00	10/13/09 21:50	CDC	9J13102	8260B
Bromomethane	ND		5.1	1.1	ug/kg dry	1.00	10/13/09 21:50	CDC	9J13102	8260B
Carbon disulfide	**1.6**	J	5.1	0.44	ug/kg dry	1.00	10/13/09 21:50	CDC	9J13102	8260B
Carbon Tetrachloride	ND		5.1	0.50	ug/kg dry	1.00	10/13/09 21:50	CDC	9J13102	8260B
Chlorobenzene	ND		5.1	0.68	ug/kg dry	1.00	10/13/09 21:50	CDC	9J13102	8260B
Dibromochloromethane	ND		5.1	0.28	ug/kg dry	1.00	10/13/09 21:50	CDC	9J13102	8260B
Chloroethane	ND		5.1	2.1	ug/kg dry	1.00	10/13/09 21:50	CDC	9J13102	8260B
Chloroform	ND		5.1	0.32	ug/kg dry	1.00	10/13/09 21:50	CDC	9J13102	8260B
Chloromethane	ND		5.1	0.31	ug/kg dry	1.00	10/13/09 21:50	CDC	9J13102	8260B
cis-1,2-Dichloroethene	ND		5.1	0.25	ug/kg dry	1.00	10/13/09 21:50	CDC	9J13102	8260B
cis-1,3-Dichloropropene	ND		5.1	0.29	ug/kg dry	1.00	10/13/09 21:50	CDC	9J13102	8260B
Cyclohexane	ND		5.1	0.24	ug/kg dry	1.00	10/13/09 21:50	CDC	9J13102	8260B
Dichlorodifluoromethane	ND		5.1	0.42	ug/kg dry	1.00	10/13/09 21:50	CDC	9J13102	8260B
Ethylbenzene	**1.1**	J	5.1	0.35	ug/kg dry	1.00	10/13/09 21:50	CDC	9J13102	8260B
Isopropylbenzene	ND		5.1	0.77	ug/kg dry	1.00	10/13/09 21:50	CDC	9J13102	8260B
Methyl Acetate	ND		5.1	0.28	ug/kg dry	1.00	10/13/09 21:50	CDC	9J13102	8260B
Methyl-t-Butyl Ether (MTBE)	ND		5.1	0.50	ug/kg dry	1.00	10/13/09 21:50	CDC	9J13102	8260B
Methylcyclohexane	ND		5.1	0.33	ug/kg dry	1.00	10/13/09 21:50	CDC	9J13102	8260B
Methylene Chloride	**6.5**	B	5.1	1.0	ug/kg dry	1.00	10/13/09 21:50	CDC	9J13102	8260B
m-Xylene & p-Xylene	ND		10	0.86	ug/kg dry	1.00	10/13/09 21:50	CDC	9J13102	8260B
n-Butylbenzene	ND		5.1	0.45	ug/kg dry	1.00	10/13/09 21:50	CDC	9J13102	8260B
n-Propylbenzene	ND		5.1	0.41	ug/kg dry	1.00	10/13/09 21:50	CDC	9J13102	8260B
o-Xylene	ND		5.1	0.67	ug/kg dry	1.00	10/13/09 21:50	CDC	9J13102	8260B
sec-Butylbenzene	ND		5.1	0.45	ug/kg dry	1.00	10/13/09 21:50	CDC	9J13102	8260B
Styrene	ND		5.1	0.26	ug/kg dry	1.00	10/13/09 21:50	CDC	9J13102	8260B

Benchmark Environmental & Engineering Science
2558 Hamburg Turnpike, Suite 300
Lackawanna, NY 14218

SDG Number: RSJ0707

Project: Benchmark - Globe site
Project Number: TURN

Received: 10/08/09-10/13/09
Reported: 11/03/09 17:10

Analytical Report

Analyte	Sample Result	Data Qualifiers	RL	MDL	Units	Dil Fac	Date Analyzed	Lab Tech	Batch	Method
Client ID: TP-22 (0-2) (RSJ0710-01 - Solid) - cont.						**Sampled: 10/09/09 09:45**		**Recvd: 10/09/09 16:20**		
Volatile Organic Compounds by EPA 8260B - cont.										
Tetrachloroethene	ND		5.1	0.69	ug/kg dry	1.00	10/13/09 21:50	CDC	9J13102	8260B
Toluene	**2.2**	J	5.1	0.39	ug/kg dry	1.00	10/13/09 21:50	CDC	9J13102	8260B
trans-1,2-Dichloroethene	ND		5.1	0.53	ug/kg dry	1.00	10/13/09 21:50	CDC	9J13102	8260B
trans-1,3-Dichloropropene	ND		5.1	0.25	ug/kg dry	1.00	10/13/09 21:50	CDC	9J13102	8260B
Trichloroethene	ND		5.1	0.35	ug/kg dry	1.00	10/13/09 21:50	CDC	9J13102	8260B
Trichlorofluoromethane	ND		5.1	0.48	ug/kg dry	1.00	10/13/09 21:50	CDC	9J13102	8260B
Vinyl chloride	ND		10	0.62	ug/kg dry	1.00	10/13/09 21:50	CDC	9J13102	8260B
Xylenes, total	ND		10	0.86	ug/kg dry	1.00	10/13/09 21:50	CDC	9J13102	8260B
1,2-Dichloroethane-d4	*99 %*		*Surr Limits: (64-126%)*				*10/13/09 21:50*	*CDC*	*9J13102*	*8260B*
4-Bromofluorobenzene	*109 %*		*Surr Limits: (72-126%)*				*10/13/09 21:50*	*CDC*	*9J13102*	*8260B*
Toluene-d8	*114 %*		*Surr Limits: (71-125%)*				*10/13/09 21:50*	*CDC*	*9J13102*	*8260B*
Semivolatile Organics by GC/MS										
2,4,5-Trichlorophenol	ND	D12	900	200	ug/kg dry	5.00	10/14/09 23:43	JRS	9J13045	8270C
2,4,6-Trichlorophenol	ND	D12	900	59	ug/kg dry	5.00	10/14/09 23:43	JRS	9J13045	8270C
2,4-Dichlorophenol	ND	D12	900	47	ug/kg dry	5.00	10/14/09 23:43	JRS	9J13045	8270C
2,4-Dimethylphenol	ND	D12	900	240	ug/kg dry	5.00	10/14/09 23:43	JRS	9J13045	8270C
2,4-Dinitrophenol	ND	D12	1700	310	ug/kg dry	5.00	10/14/09 23:43	JRS	9J13045	8270C
2,4-Dinitrotoluene	ND	D12	900	140	ug/kg dry	5.00	10/14/09 23:43	JRS	9J13045	8270C
2,6-Dinitrotoluene	ND	D12	900	220	ug/kg dry	5.00	10/14/09 23:43	JRS	9J13045	8270C
2-Chloronaphthalene	ND	D12	900	60	ug/kg dry	5.00	10/14/09 23:43	JRS	9J13045	8270C
2-Chlorophenol	ND	D12	900	46	ug/kg dry	5.00	10/14/09 23:43	JRS	9J13045	8270C
2-Methylnaphthalene	ND	D12	900	11	ug/kg dry	5.00	10/14/09 23:43	JRS	9J13045	8270C
2-Methylphenol	ND	D12	900	28	ug/kg dry	5.00	10/14/09 23:43	JRS	9J13045	8270C
2-Nitroaniline	ND	D12	1700	290	ug/kg dry	5.00	10/14/09 23:43	JRS	9J13045	8270C
2-Nitrophenol	ND	D12	900	41	ug/kg dry	5.00	10/14/09 23:43	JRS	9J13045	8270C
3,3'-Dichlorobenzidine	ND	D12	900	780	ug/kg dry	5.00	10/14/09 23:43	JRS	9J13045	8270C
3-Nitroaniline	ND	D12	1700	210	ug/kg dry	5.00	10/14/09 23:43	JRS	9J13045	8270C
4,6-Dinitro-2-methylphenol	ND	D12	1700	310	ug/kg dry	5.00	10/14/09 23:43	JRS	9J13045	8270C
4-Bromophenyl phenyl ether	ND	D12	900	280	ug/kg dry	5.00	10/14/09 23:43	JRS	9J13045	8270C
4-Chloro-3-methylphenol	ND	D12	900	37	ug/kg dry	5.00	10/14/09 23:43	JRS	9J13045	8270C
4-Chloroaniline	ND	D12	900	260	ug/kg dry	5.00	10/14/09 23:43	JRS	9J13045	8270C
4-Chlorophenyl phenyl ether	ND	D12	900	19	ug/kg dry	5.00	10/14/09 23:43	JRS	9J13045	8270C
4-Methylphenol	ND	D12	900	50	ug/kg dry	5.00	10/14/09 23:43	JRS	9J13045	8270C
4-Nitroaniline	ND	D12	1700	100	ug/kg dry	5.00	10/14/09 23:43	JRS	9J13045	8270C
4-Nitrophenol	ND	D12	1700	220	ug/kg dry	5.00	10/14/09 23:43	JRS	9J13045	8270C
Acenaphthene	ND	D12	900	11	ug/kg dry	5.00	10/14/09 23:43	JRS	9J13045	8270C
Acenaphthylene	ND	D12	900	7.3	ug/kg dry	5.00	10/14/09 23:43	JRS	9J13045	8270C
Acetophenone	ND	D12	900	46	ug/kg dry	5.00	10/14/09 23:43	JRS	9J13045	8270C
Anthracene	ND	D12	900	23	ug/kg dry	5.00	10/14/09 23:43	JRS	9J13045	8270C
Atrazine	ND	D12	900	40	ug/kg dry	5.00	10/14/09 23:43	JRS	9J13045	8270C
Benzaldehyde	ND	D12	900	98	ug/kg dry	5.00	10/14/09 23:43	JRS	9J13045	8270C
Benzo(a)anthracene	**180**	D12,J	900	15	ug/kg dry	5.00	10/14/09 23:43	JRS	9J13045	8270C
Benzo(a)pyrene	ND	D12	900	22	ug/kg dry	5.00	10/14/09 23:43	JRS	9J13045	8270C
Benzo(b)fluoranthene	ND	D12	900	17	ug/kg dry	5.00	10/14/09 23:43	JRS	9J13045	8270C
Benzo(ghi)perylene	ND	D12	900	11	ug/kg dry	5.00	10/14/09 23:43	JRS	9J13045	8270C
Benzo(k)fluoranthene	ND	D12	900	9.9	ug/kg dry	5.00	10/14/09 23:43	JRS	9J13045	8270C

Benchmark Environmental & Engineering Science
2558 Hamburg Turnpike, Suite 300
Lackawanna, NY 14218

SDG Number: RSJ0707

Project: Benchmark - Globe site
Project Number: TURN

Received: 10/08/09-10/13/09
Reported: 11/03/09 17:10

Analytical Report

Client ID: TP-22 (0-2) (RSJ0710-01 - Solid) - cont. **Sampled: 10/09/09 09:45** **Recvd: 10/09/09 16:20**

Analyte	Sample Result	Data Qualifiers	RL	MDL	Units	Dil Fac	Date Analyzed	Lab Tech	Batch	Method
Semivolatile Organics by GC/MS - cont.										
Biphenyl	ND	D12	900	56	ug/kg dry	5.00	10/14/09 23:43	JRS	9J13045	8270C
Bis(2-chloroethoxy)methane	ND	D12	900	49	ug/kg dry	5.00	10/14/09 23:43	JRS	9J13045	8270C
Bis(2-chloroethyl)ether	ND	D12	900	77	ug/kg dry	5.00	10/14/09 23:43	JRS	9J13045	8270C
2,2'-Oxybis(1-Chloropropane)	ND	D12	900	94	ug/kg dry	5.00	10/14/09 23:43	JRS	9J13045	8270C
Bis(2-ethylhexyl) phthalate	ND	D12	900	290	ug/kg dry	5.00	10/14/09 23:43	JRS	9J13045	8270C
Butyl benzyl phthalate	ND	D12	900	240	ug/kg dry	5.00	10/14/09 23:43	JRS	9J13045	8270C
Caprolactam	ND	D12	900	390	ug/kg dry	5.00	10/14/09 23:43	JRS	9J13045	8270C
Carbazole	ND	D12	900	10	ug/kg dry	5.00	10/14/09 23:43	JRS	9J13045	8270C
Chrysene	**120**	D12,J	900	8.9	ug/kg dry	5.00	10/14/09 23:43	JRS	9J13045	8270C
Dibenzo(a,h)anthracene	ND	D12	900	11	ug/kg dry	5.00	10/14/09 23:43	JRS	9J13045	8270C
Dibenzofuran	ND	D12	900	9.3	ug/kg dry	5.00	10/14/09 23:43	JRS	9J13045	8270C
Diethyl phthalate	ND	D12	900	27	ug/kg dry	5.00	10/14/09 23:43	JRS	9J13045	8270C
Dimethyl phthalate	ND	D12	900	23	ug/kg dry	5.00	10/14/09 23:43	JRS	9J13045	8270C
Di-n-butyl phthalate	ND	D12	900	310	ug/kg dry	5.00	10/14/09 23:43	JRS	9J13045	8270C
Di-n-octyl phthalate	ND	D12	900	21	ug/kg dry	5.00	10/14/09 23:43	JRS	9J13045	8270C
Fluoranthene	**94**	D12,J	900	13	ug/kg dry	5.00	10/14/09 23:43	JRS	9J13045	8270C
Fluorene	ND	D12	900	21	ug/kg dry	5.00	10/14/09 23:43	JRS	9J13045	8270C
Hexachlorobenzene	ND	D12	900	44	ug/kg dry	5.00	10/14/09 23:43	JRS	9J13045	8270C
Hexachlorobutadiene	ND	D12	900	46	ug/kg dry	5.00	10/14/09 23:43	JRS	9J13045	8270C
Hexachlorocyclopentadiene	ND	D12	900	270	ug/kg dry	5.00	10/14/09 23:43	JRS	9J13045	8270C
Hexachloroethane	ND	D12	900	69	ug/kg dry	5.00	10/14/09 23:43	JRS	9J13045	8270C
Indeno(1,2,3-cd)pyrene	ND	D12	900	25	ug/kg dry	5.00	10/14/09 23:43	JRS	9J13045	8270C
Isophorone	ND	D12	900	45	ug/kg dry	5.00	10/14/09 23:43	JRS	9J13045	8270C
Naphthalene	ND	D12	900	15	ug/kg dry	5.00	10/14/09 23:43	JRS	9J13045	8270C
Nitrobenzene	ND	D12	900	40	ug/kg dry	5.00	10/14/09 23:43	JRS	9J13045	8270C
N-Nitrosodi-n-propylamine	ND	D12	900	71	ug/kg dry	5.00	10/14/09 23:43	JRS	9J13045	8270C
N-Nitrosodiphenylamine	ND	D12,L	900	49	ug/kg dry	5.00	10/14/09 23:43	JRS	9J13045	8270C
Pentachlorophenol	ND	D12	1700	310	ug/kg dry	5.00	10/14/09 23:43	JRS	9J13045	8270C
Phenanthrene	**150**	D12,J	900	19	ug/kg dry	5.00	10/14/09 23:43	JRS	9J13045	8270C
Phenol	ND	D12	900	94	ug/kg dry	5.00	10/14/09 23:43	JRS	9J13045	8270C
Pyrene	**150**	D12,J	900	5.8	ug/kg dry	5.00	10/14/09 23:43	JRS	9J13045	8270C
2,4,6-Tribromophenol	*81 %*	*D12*	*Surr Limits: (39-146%)*				*10/14/09 23:43*	*JRS*	*9J13045*	*8270C*
2-Fluorobiphenyl	*88 %*	*D12*	*Surr Limits: (37-120%)*				*10/14/09 23:43*	*JRS*	*9J13045*	*8270C*
2-Fluorophenol	*59 %*	*D12*	*Surr Limits: (18-120%)*				*10/14/09 23:43*	*JRS*	*9J13045*	*8270C*
Nitrobenzene-d5	*67 %*	*D12*	*Surr Limits: (34-132%)*				*10/14/09 23:43*	*JRS*	*9J13045*	*8270C*
Phenol-d5	*72 %*	*D12*	*Surr Limits: (11-120%)*				*10/14/09 23:43*	*JRS*	*9J13045*	*8270C*
p-Terphenyl-d14	*83 %*	*D12*	*Surr Limits: (58-147%)*				*10/14/09 23:43*	*JRS*	*9J13045*	*8270C*
Total Metals by SW 846 Series Methods										
Aluminum	**1130**		10.9	NR	mg/kg dry	1.00	10/14/09 14:08	LMH	9J13012	6010B
Antimony	ND		16.4	NR	mg/kg dry	1.00	10/14/09 14:08	LMH	9J13012	6010B
Arsenic	**20.9**		2.2	NR	mg/kg dry	1.00	10/14/09 14:08	LMH	9J13012	6010B
Barium	**18.2**		0.545	NR	mg/kg dry	1.00	10/14/09 14:08	LMH	9J13012	6010B
Beryllium	ND		0.218	NR	mg/kg dry	1.00	10/14/09 14:08	LMH	9J13012	6010B
Cadmium	**0.851**		0.218	NR	mg/kg dry	1.00	10/14/09 14:08	LMH	9J13012	6010B

Benchmark Environmental & Engineering Science
2558 Hamburg Turnpike, Suite 300
Lackawanna, NY 14218

SDG Number: RSJ0707

Project: Benchmark - Globe site
Project Number: TURN

Received: 10/08/09-10/13/09
Reported: 11/03/09 17:10

Analytical Report

Analyte	Sample Result	Data Qualifiers	RL	MDL	Units	Dil Fac	Date Analyzed	Lab Tech	Batch	Method
Client ID: TP-22 (0-2) (RSJ0710-01 - Solid) - cont.						**Sampled: 10/09/09 09:45**		**Recvd: 10/09/09 16:20**		
Total Metals by SW 846 Series Methods - cont.										
Calcium	**4590**		54.5	NR	mg/kg dry	1.00	10/14/09 14:08	LMH	9J13012	6010B
Chromium	**446**		0.545	NR	mg/kg dry	1.00	10/14/09 14:08	LMH	9J13012	6010B
Cobalt	**18.4**		0.545	NR	mg/kg dry	1.00	10/14/09 14:08	LMH	9J13012	6010B
Copper	**561**		1.1	NR	mg/kg dry	1.00	10/14/09 14:08	LMH	9J13012	6010B
Iron	**243000**	D08	109	NR	mg/kg dry	10.0	10/14/09 16:18	LMH	9J13012	6010B
Lead	**160**		1.1	NR	mg/kg dry	1.00	10/14/09 14:08	LMH	9J13012	6010B
Magnesium	**1550**		21.8	NR	mg/kg dry	1.00	10/14/09 14:08	LMH	9J13012	6010B
Manganese	**1820**		0.2	NR	mg/kg dry	1.00	10/14/09 14:08	LMH	9J13012	6010B
Nickel	**176**		5.45	NR	mg/kg dry	1.00	10/14/09 14:08	LMH	9J13012	6010B
Potassium	**228**		32.7	NR	mg/kg dry	1.00	10/14/09 14:08	LMH	9J13012	6010B
Selenium	ND		4.4	NR	mg/kg dry	1.00	10/14/09 14:08	LMH	9J13012	6010B
Silver	ND		0.545	NR	mg/kg dry	1.00	10/14/09 14:08	LMH	9J13012	6010B
Sodium	ND		153	NR	mg/kg dry	1.00	10/14/09 14:08	LMH	9J13012	6010B
Thallium	ND	D02	65.4	NR	mg/kg dry	10.0	10/14/09 16:18	LMH	9J13012	6010B
Vanadium	**19.6**		0.545	NR	mg/kg dry	1.00	10/14/09 14:08	LMH	9J13012	6010B
Zinc	**46.2**		2.2	NR	mg/kg dry	1.00	10/14/09 14:08	LMH	9J13012	6010B
Mercury	**0.0281**		0.0202	NR	mg/kg dry	1.00	10/13/09 17:02	MXM	9J13026	7471A
General Chemistry Parameters										
Percent Solids	**93**		0.010	NR	%	1.00	10/13/09 15:46	JRR	9J13041	Dry Weight

Benchmark Environmental & Engineering Science
2558 Hamburg Turnpike, Suite 300
Lackawanna, NY 14218

SDG Number: RSJ0707

Project: Benchmark - Globe site
Project Number: TURN

Received: 10/08/09-10/13/09
Reported: 11/03/09 17:10

Analytical Report

Client ID: TP-23 (0-2) (RSJ0763-01 - Solid) **Sampled: 10/12/09 09:40** **Recvd: 10/13/09 10:05**

Semivolatile Organics by GC/MS

Analyte	Sample Result	Data Qualifiers	RL	MDL	Units	Dil Fac	Date Analyzed	Lab Tech	Batch	Method
2,4,5-Trichlorophenol	ND	D10	2000	440	ug/kg dry	10.0	10/15/09 20:37	MKP	9J14034	8270C
2,4,6-Trichlorophenol	ND	D10	2000	130	ug/kg dry	10.0	10/15/09 20:37	MKP	9J14034	8270C
2,4-Dichlorophenol	ND	D10	2000	110	ug/kg dry	10.0	10/15/09 20:37	MKP	9J14034	8270C
2,4-Dimethylphenol	ND	D10	2000	550	ug/kg dry	10.0	10/15/09 20:37	MKP	9J14034	8270C
2,4-Dinitrophenol	ND	D10	4000	710	ug/kg dry	10.0	10/15/09 20:37	MKP	9J14034	8270C
2,4-Dinitrotoluene	ND	D10	2000	310	ug/kg dry	10.0	10/15/09 20:37	MKP	9J14034	8270C
2,6-Dinitrotoluene	ND	D10	2000	500	ug/kg dry	10.0	10/15/09 20:37	MKP	9J14034	8270C
2-Chloronaphthalene	ND	D10	2000	140	ug/kg dry	10.0	10/15/09 20:37	MKP	9J14034	8270C
2-Chlorophenol	ND	D10	2000	100	ug/kg dry	10.0	10/15/09 20:37	MKP	9J14034	8270C
2-Methylnaphthalene	**160**	D10,J	2000	25	ug/kg dry	10.0	10/15/09 20:37	MKP	9J14034	8270C
2-Methylphenol	ND	D10	2000	62	ug/kg dry	10.0	10/15/09 20:37	MKP	9J14034	8270C
2-Nitroaniline	ND	D10	4000	650	ug/kg dry	10.0	10/15/09 20:37	MKP	9J14034	8270C
2-Nitrophenol	ND	D10	2000	93	ug/kg dry	10.0	10/15/09 20:37	MKP	9J14034	8270C
3,3'-Dichlorobenzidine	ND	D10	2000	1800	ug/kg dry	10.0	10/15/09 20:37	MKP	9J14034	8270C
3-Nitroaniline	ND	D10	4000	470	ug/kg dry	10.0	10/15/09 20:37	MKP	9J14034	8270C
4,6-Dinitro-2-methylphenol	ND	D10	4000	700	ug/kg dry	10.0	10/15/09 20:37	MKP	9J14034	8270C
4-Bromophenyl phenyl ether	ND	D10	2000	640	ug/kg dry	10.0	10/15/09 20:37	MKP	9J14034	8270C
4-Chloro-3-methylphenol	ND	D10	2000	83	ug/kg dry	10.0	10/15/09 20:37	MKP	9J14034	8270C
4-Chloroaniline	ND	D10	2000	590	ug/kg dry	10.0	10/15/09 20:37	MKP	9J14034	8270C
4-Chlorophenyl phenyl ether	ND	D10	2000	43	ug/kg dry	10.0	10/15/09 20:37	MKP	9J14034	8270C
4-Methylphenol	ND	D10	2000	110	ug/kg dry	10.0	10/15/09 20:37	MKP	9J14034	8270C
4-Nitroaniline	ND	D10	4000	230	ug/kg dry	10.0	10/15/09 20:37	MKP	9J14034	8270C
4-Nitrophenol	ND	D10	4000	490	ug/kg dry	10.0	10/15/09 20:37	MKP	9J14034	8270C
Acenaphthene	**430**	D10,J	2000	24	ug/kg dry	10.0	10/15/09 20:37	MKP	9J14034	8270C
Acenaphthylene	ND	D10	2000	17	ug/kg dry	10.0	10/15/09 20:37	MKP	9J14034	8270C
Acetophenone	ND	D10	2000	100	ug/kg dry	10.0	10/15/09 20:37	MKP	9J14034	8270C
Anthracene	**790**	D10,J	2000	52	ug/kg dry	10.0	10/15/09 20:37	MKP	9J14034	8270C
Atrazine	ND	D10,L2	2000	90	ug/kg dry	10.0	10/15/09 20:37	MKP	9J14034	8270C
Benzaldehyde	ND	D10	2000	220	ug/kg dry	10.0	10/15/09 20:37	MKP	9J14034	8270C
Benzo(a)anthracene	**3100**	D10	2000	35	ug/kg dry	10.0	10/15/09 20:37	MKP	9J14034	8270C
Benzo(a)pyrene	**4300**	D10	2000	49	ug/kg dry	10.0	10/15/09 20:37	MKP	9J14034	8270C
Benzo(b)fluoranthene	**4700**	D10	2000	39	ug/kg dry	10.0	10/15/09 20:37	MKP	9J14034	8270C
Benzo(ghi)perylene	**3600**	D10	2000	24	ug/kg dry	10.0	10/15/09 20:37	MKP	9J14034	8270C
Benzo(k)fluoranthene	**1800**	D10,J	2000	22	ug/kg dry	10.0	10/15/09 20:37	MKP	9J14034	8270C
Biphenyl	ND	D10	2000	130	ug/kg dry	10.0	10/15/09 20:37	MKP	9J14034	8270C
Bis(2-chloroethoxy)methane	ND	D10	2000	110	ug/kg dry	10.0	10/15/09 20:37	MKP	9J14034	8270C
Bis(2-chloroethyl)ether	ND	D10	2000	180	ug/kg dry	10.0	10/15/09 20:37	MKP	9J14034	8270C
2,2'-Oxybis(1-Chloropropane)	ND	D10	2000	210	ug/kg dry	10.0	10/15/09 20:37	MKP	9J14034	8270C
Bis(2-ethylhexyl) phthalate	ND	D10	2000	650	ug/kg dry	10.0	10/15/09 20:37	MKP	9J14034	8270C
Butyl benzyl phthalate	ND	D10	2000	540	ug/kg dry	10.0	10/15/09 20:37	MKP	9J14034	8270C
Caprolactam	ND	D10	2000	880	ug/kg dry	10.0	10/15/09 20:37	MKP	9J14034	8270C
Carbazole	**490**	D10,J	2000	23	ug/kg dry	10.0	10/15/09 20:37	MKP	9J14034	8270C
Chrysene	**3300**	D10	2000	20	ug/kg dry	10.0	10/15/09 20:37	MKP	9J14034	8270C
Dibenzo(a,h)anthracene	**840**	D10,J	2000	24	ug/kg dry	10.0	10/15/09 20:37	MKP	9J14034	8270C
Dibenzofuran	**280**	D10,J	2000	21	ug/kg dry	10.0	10/15/09 20:37	MKP	9J14034	8270C

Benchmark Environmental & Engineering Science
2558 Hamburg Turnpike, Suite 300
Lackawanna, NY 14218

SDG Number: RSJ0707

Project: Benchmark - Globe site
Project Number: TURN

Received: 10/08/09-10/13/09
Reported: 11/03/09 17:10

Analytical Report

Analyte	Sample Result	Data Qualifiers	RL	MDL	Units	Dil Fac	Date Analyzed	Lab Tech	Batch	Method
Client ID: TP-23 (0-2) (RSJ0763-01 - Solid) - cont.						**Sampled: 10/12/09 09:40**		**Recvd: 10/13/09 10:05**		
Semivolatile Organics by GC/MS - cont.										
Diethyl phthalate	ND	D10	2000	61	ug/kg dry	10.0	10/15/09 20:37	MKP	9J14034	8270C
Dimethyl phthalate	ND	D10	2000	53	ug/kg dry	10.0	10/15/09 20:37	MKP	9J14034	8270C
Di-n-butyl phthalate	ND	D10	2000	700	ug/kg dry	10.0	10/15/09 20:37	MKP	9J14034	8270C
Di-n-octyl phthalate	ND	D10	2000	47	ug/kg dry	10.0	10/15/09 20:37	MKP	9J14034	8270C
Fluoranthene	**5900**	D10	2000	29	ug/kg dry	10.0	10/15/09 20:37	MKP	9J14034	8270C
Fluorene	**410**	D10,J	2000	47	ug/kg dry	10.0	10/15/09 20:37	MKP	9J14034	8270C
Hexachlorobenzene	ND	D10	2000	100	ug/kg dry	10.0	10/15/09 20:37	MKP	9J14034	8270C
Hexachlorobutadiene	ND	D10	2000	100	ug/kg dry	10.0	10/15/09 20:37	MKP	9J14034	8270C
Hexachlorocyclopentadiene	ND	D10	2000	610	ug/kg dry	10.0	10/15/09 20:37	MKP	9J14034	8270C
Hexachloroethane	ND	D10	2000	160	ug/kg dry	10.0	10/15/09 20:37	MKP	9J14034	8270C
Indeno(1,2,3-cd)pyrene	**3100**	D10	2000	56	ug/kg dry	10.0	10/15/09 20:37	MKP	9J14034	8270C
Isophorone	ND	D10	2000	100	ug/kg dry	10.0	10/15/09 20:37	MKP	9J14034	8270C
Naphthalene	ND	D10	2000	34	ug/kg dry	10.0	10/15/09 20:37	MKP	9J14034	8270C
Nitrobenzene	ND	D10	2000	90	ug/kg dry	10.0	10/15/09 20:37	MKP	9J14034	8270C
N-Nitrosodi-n-propylamine	ND	D10	2000	160	ug/kg dry	10.0	10/15/09 20:37	MKP	9J14034	8270C
N-Nitrosodiphenylamine	ND	D10,L	2000	110	ug/kg dry	10.0	10/15/09 20:37	MKP	9J14034	8270C
Pentachlorophenol	ND	D10	4000	700	ug/kg dry	10.0	10/15/09 20:37	MKP	9J14034	8270C
Phenanthrene	**4100**	D10	2000	43	ug/kg dry	10.0	10/15/09 20:37	MKP	9J14034	8270C
Phenol	ND	D10	2000	210	ug/kg dry	10.0	10/15/09 20:37	MKP	9J14034	8270C
Pyrene	**4700**	D10	2000	13	ug/kg dry	10.0	10/15/09 20:37	MKP	9J14034	8270C
2,4,6-Tribromophenol	*69 %*	*D10*	*Surr Limits: (39-146%)*				*10/15/09 20:37*	*MKP*	*9J14034*	*8270C*
2-Fluorobiphenyl	*81 %*	*D10*	*Surr Limits: (37-120%)*				*10/15/09 20:37*	*MKP*	*9J14034*	*8270C*
2-Fluorophenol	*65 %*	*D10*	*Surr Limits: (18-120%)*				*10/15/09 20:37*	*MKP*	*9J14034*	*8270C*
Nitrobenzene-d5	*72 %*	*D10*	*Surr Limits: (34-132%)*				*10/15/09 20:37*	*MKP*	*9J14034*	*8270C*
Phenol-d5	*76 %*	*D10*	*Surr Limits: (11-120%)*				*10/15/09 20:37*	*MKP*	*9J14034*	*8270C*
p-Terphenyl-d14	*71 %*	*D10*	*Surr Limits: (58-147%)*				*10/15/09 20:37*	*MKP*	*9J14034*	*8270C*
Total Metals by SW 846 Series Methods										
Aluminum	**9940**		12.5	NR	mg/kg dry	1.00	10/15/09 22:06	DAN	9J13083	6010B
Antimony	ND		18.7	NR	mg/kg dry	1.00	10/15/09 22:06	DAN	9J13083	6010B
Arsenic	**7.5**		2.5	NR	mg/kg dry	1.00	10/15/09 22:06	DAN	9J13083	6010B
Barium	**109**		0.623	NR	mg/kg dry	1.00	10/15/09 22:06	DAN	9J13083	6010B
Beryllium	**0.579**		0.249	NR	mg/kg dry	1.00	10/15/09 22:06	DAN	9J13083	6010B
Cadmium	**0.756**		0.249	NR	mg/kg dry	1.00	10/15/09 22:06	DAN	9J13083	6010B
Calcium	**36600**		62.3	NR	mg/kg dry	1.00	10/15/09 22:06	DAN	9J13083	6010B
Chromium	**103**		0.623	NR	mg/kg dry	1.00	10/15/09 22:06	DAN	9J13083	6010B
Cobalt	**11.9**		0.623	NR	mg/kg dry	1.00	10/15/09 22:06	DAN	9J13083	6010B
Copper	**76.5**		1.2	NR	mg/kg dry	1.00	10/15/09 22:06	DAN	9J13083	6010B
Iron	**20400**		12.5	NR	mg/kg dry	1.00	10/15/09 22:06	DAN	9J13083	6010B
Lead	**129**		1.2	NR	mg/kg dry	1.00	10/15/09 22:06	DAN	9J13083	6010B
Magnesium	**14600**		24.9	NR	mg/kg dry	1.00	10/15/09 22:06	DAN	9J13083	6010B
Manganese	**1130**		0.2	NR	mg/kg dry	1.00	10/15/09 22:06	DAN	9J13083	6010B
Nickel	**114**		6.23	NR	mg/kg dry	1.00	10/15/09 22:06	DAN	9J13083	6010B
Potassium	**1400**		37.4	NR	mg/kg dry	1.00	10/15/09 22:06	DAN	9J13083	6010B
Selenium	ND		5.0	NR	mg/kg dry	1.00	10/15/09 22:06	DAN	9J13083	6010B
Silver	ND		0.623	NR	mg/kg dry	1.00	10/15/09 22:06	DAN	9J13083	6010B
Sodium	**522**		174	NR	mg/kg dry	1.00	10/15/09 22:06	DAN	9J13083	6010B

Benchmark Environmental & Engineering Science
2558 Hamburg Turnpike, Suite 300
Lackawanna, NY 14218

SDG Number: RSJ0707

Project: Benchmark - Globe site
Project Number: TURN

Received: 10/08/09-10/13/09
Reported: 11/03/09 17:10

Analytical Report

Analyte	Sample Result	Data Qualifiers	RL	MDL	Units	Dil Fac	Date Analyzed	Lab Tech	Batch	Method
Client ID: TP-23 (0-2) (RSJ0763-01 - Solid) - cont.						**Sampled: 10/12/09 09:40**		**Recvd: 10/13/09 10:05**		
Total Metals by SW 846 Series Methods - cont.										
Thallium	ND		7.5	NR	mg/kg dry	1.00	10/15/09 22:06	DAN	9J13083	6010B
Vanadium	**30.7**		0.623	NR	mg/kg dry	1.00	10/15/09 22:06	DAN	9J13083	6010B
Zinc	**251**		2.5	NR	mg/kg dry	1.00	10/15/09 22:06	DAN	9J13083	6010B
Mercury	**0.140**		0.0245	NR	mg/kg dry	1.00	10/15/09 18:44	MXM	9J14080	7471A
General Chemistry Parameters										
Percent Solids	**83**		0.010	NR	%	1.00	10/14/09 13:19	JRR	9J14027	Dry Weight

Benchmark Environmental & Engineering Science
2558 Hamburg Turnpike, Suite 300
Lackawanna, NY 14218

SDG Number: RSJ0707

Project: Benchmark - Globe site
Project Number: TURN

Received: 10/08/09-10/13/09
Reported: 11/03/09 17:10

Analytical Report

Client ID: TP-24 (0-3) (RSJ0709-04 - Solid) **Sampled: 10/09/09 15:05** **Recvd: 10/09/09 16:20**

Semivolatile Organics by GC/MS

Analyte	Sample Result	Data Qualifiers	RL	MDL	Units	Dil Fac	Date Analyzed	Lab Tech	Batch	Method
2,4,5-Trichlorophenol	ND	D12,M14	3800	820	ug/kg dry	20.0	10/14/09 22:55	JRS	9J13045	8270C
2,4,6-Trichlorophenol	ND	D12	3800	250	ug/kg dry	20.0	10/14/09 22:55	JRS	9J13045	8270C
2,4-Dichlorophenol	ND	D12	3800	200	ug/kg dry	20.0	10/14/09 22:55	JRS	9J13045	8270C
2,4-Dimethylphenol	ND	D12	3800	1000	ug/kg dry	20.0	10/14/09 22:55	JRS	9J13045	8270C
2,4-Dinitrophenol	ND	D12,M8	7400	1300	ug/kg dry	20.0	10/14/09 22:55	JRS	9J13045	8270C
2,4-Dinitrotoluene	ND	D12,M7	3800	580	ug/kg dry	20.0	10/14/09 22:55	JRS	9J13045	8270C
2,6-Dinitrotoluene	ND	D12	3800	920	ug/kg dry	20.0	10/14/09 22:55	JRS	9J13045	8270C
2-Chloronaphthalene	ND	D12	3800	250	ug/kg dry	20.0	10/14/09 22:55	JRS	9J13045	8270C
2-Chlorophenol	ND	D12	3800	190	ug/kg dry	20.0	10/14/09 22:55	JRS	9J13045	8270C
2-Methylnaphthalene	ND	D12	3800	46	ug/kg dry	20.0	10/14/09 22:55	JRS	9J13045	8270C
2-Methylphenol	ND	D12	3800	120	ug/kg dry	20.0	10/14/09 22:55	JRS	9J13045	8270C
2-Nitroaniline	ND	D12	7400	1200	ug/kg dry	20.0	10/14/09 22:55	JRS	9J13045	8270C
2-Nitrophenol	ND	D12	3800	170	ug/kg dry	20.0	10/14/09 22:55	JRS	9J13045	8270C
3,3'-Dichlorobenzidine	ND	D12	3800	3300	ug/kg dry	20.0	10/14/09 22:55	JRS	9J13045	8270C
3-Nitroaniline	ND	D12	7400	870	ug/kg dry	20.0	10/14/09 22:55	JRS	9J13045	8270C
4,6-Dinitro-2-methylphenol	ND	D12,M7	7400	1300	ug/kg dry	20.0	10/14/09 22:55	JRS	9J13045	8270C
4-Bromophenyl phenyl ether	ND	D12	3800	1200	ug/kg dry	20.0	10/14/09 22:55	JRS	9J13045	8270C
4-Chloro-3-methylphenol	ND	D12	3800	160	ug/kg dry	20.0	10/14/09 22:55	JRS	9J13045	8270C
4-Chloroaniline	ND	D12	3800	1100	ug/kg dry	20.0	10/14/09 22:55	JRS	9J13045	8270C
4-Chlorophenyl phenyl ether	ND	D12	3800	80	ug/kg dry	20.0	10/14/09 22:55	JRS	9J13045	8270C
4-Methylphenol	ND	D12	3800	210	ug/kg dry	20.0	10/14/09 22:55	JRS	9J13045	8270C
4-Nitroaniline	ND	D12	7400	420	ug/kg dry	20.0	10/14/09 22:55	JRS	9J13045	8270C
4-Nitrophenol	ND	D12,M7	7400	910	ug/kg dry	20.0	10/14/09 22:55	JRS	9J13045	8270C
Acenaphthene	ND	D12	3800	44	ug/kg dry	20.0	10/14/09 22:55	JRS	9J13045	8270C
Acenaphthylene	ND	D12	3800	31	ug/kg dry	20.0	10/14/09 22:55	JRS	9J13045	8270C
Acetophenone	ND	D12	3800	190	ug/kg dry	20.0	10/14/09 22:55	JRS	9J13045	8270C
Anthracene	ND	D12	3800	97	ug/kg dry	20.0	10/14/09 22:55	JRS	9J13045	8270C
Atrazine	ND	D12	3800	170	ug/kg dry	20.0	10/14/09 22:55	JRS	9J13045	8270C
Benzaldehyde	ND	D12	3800	410	ug/kg dry	20.0	10/14/09 22:55	JRS	9J13045	8270C
Benzo(a)anthracene	**540**	D12,J	3800	65	ug/kg dry	20.0	10/14/09 22:55	JRS	9J13045	8270C
Benzo(a)pyrene	**610**	D12,J	3800	91	ug/kg dry	20.0	10/14/09 22:55	JRS	9J13045	8270C
Benzo(b)fluoranthene	**450**	D12,J	3800	73	ug/kg dry	20.0	10/14/09 22:55	JRS	9J13045	8270C
Benzo(ghi)perylene	ND	D12	3800	45	ug/kg dry	20.0	10/14/09 22:55	JRS	9J13045	8270C
Benzo(k)fluoranthene	**470**	D12,J	3800	42	ug/kg dry	20.0	10/14/09 22:55	JRS	9J13045	8270C
Biphenyl	ND	D12	3800	240	ug/kg dry	20.0	10/14/09 22:55	JRS	9J13045	8270C
Bis(2-chloroethoxy)methane	ND	D12,M8	3800	210	ug/kg dry	20.0	10/14/09 22:55	JRS	9J13045	8270C
Bis(2-chloroethyl)ether	ND	D12	3800	330	ug/kg dry	20.0	10/14/09 22:55	JRS	9J13045	8270C
2,2'-Oxybis(1-Chloropropane)	ND	D12	3800	390	ug/kg dry	20.0	10/14/09 22:55	JRS	9J13045	8270C
Bis(2-ethylhexyl) phthalate	ND	D12	3800	1200	ug/kg dry	20.0	10/14/09 22:55	JRS	9J13045	8270C
Butyl benzyl phthalate	ND	D12	3800	1000	ug/kg dry	20.0	10/14/09 22:55	JRS	9J13045	8270C
Caprolactam	ND	D12,M8	3800	1600	ug/kg dry	20.0	10/14/09 22:55	JRS	9J13045	8270C
Carbazole	ND	D12	3800	44	ug/kg dry	20.0	10/14/09 22:55	JRS	9J13045	8270C
Chrysene	**570**	D12,J	3800	38	ug/kg dry	20.0	10/14/09 22:55	JRS	9J13045	8270C
Dibenzo(a,h)anthracene	ND	D12	3800	44	ug/kg dry	20.0	10/14/09 22:55	JRS	9J13045	8270C
Dibenzofuran	ND	D12	3800	39	ug/kg dry	20.0	10/14/09 22:55	JRS	9J13045	8270C

Benchmark Environmental & Engineering Science
2558 Hamburg Turnpike, Suite 300
Lackawanna, NY 14218

SDG Number: RSJ0707

Project: Benchmark - Globe site
Project Number: TURN

Received: 10/08/09-10/13/09
Reported: 11/03/09 17:10

Analytical Report

Client ID: TP-24 (0-3) (RSJ0709-04 - Solid) - cont. **Sampled: 10/09/09 15:05** **Recvd: 10/09/09 16:20**

Analyte	Sample Result	Data Qualifiers	RL	MDL	Units	Dil Fac	Date Analyzed	Lab Tech	Batch	Method
Semivolatile Organics by GC/MS - cont.										
Diethyl phthalate	ND	D12	3800	110	ug/kg dry	20.0	10/14/09 22:55	JRS	9J13045	8270C
Dimethyl phthalate	ND	D12	3800	98	ug/kg dry	20.0	10/14/09 22:55	JRS	9J13045	8270C
Di-n-butyl phthalate	ND	D12	3800	1300	ug/kg dry	20.0	10/14/09 22:55	JRS	9J13045	8270C
Di-n-octyl phthalate	ND	D12	3800	88	ug/kg dry	20.0	10/14/09 22:55	JRS	9J13045	8270C
Fluoranthene	**830**	D12,J	3800	55	ug/kg dry	20.0	10/14/09 22:55	JRS	9J13045	8270C
Fluorene	ND	D12	3800	87	ug/kg dry	20.0	10/14/09 22:55	JRS	9J13045	8270C
Hexachlorobenzene	ND	D12	3800	190	ug/kg dry	20.0	10/14/09 22:55	JRS	9J13045	8270C
Hexachlorobutadiene	ND	D12	3800	190	ug/kg dry	20.0	10/14/09 22:55	JRS	9J13045	8270C
Hexachlorocyclopentadiene	ND	D12	3800	1100	ug/kg dry	20.0	10/14/09 22:55	JRS	9J13045	8270C
Hexachloroethane	ND	D12	3800	290	ug/kg dry	20.0	10/14/09 22:55	JRS	9J13045	8270C
Indeno(1,2,3-cd)pyrene	**280**	D12,J	3800	100	ug/kg dry	20.0	10/14/09 22:55	JRS	9J13045	8270C
Isophorone	ND	D12	3800	190	ug/kg dry	20.0	10/14/09 22:55	JRS	9J13045	8270C
Naphthalene	ND	D12	3800	63	ug/kg dry	20.0	10/14/09 22:55	JRS	9J13045	8270C
Nitrobenzene	ND	D12	3800	170	ug/kg dry	20.0	10/14/09 22:55	JRS	9J13045	8270C
N-Nitrosodi-n-propylamine	ND	D12	3800	300	ug/kg dry	20.0	10/14/09 22:55	JRS	9J13045	8270C
N-Nitrosodiphenylamine	ND	D12,L	3800	210	ug/kg dry	20.0	10/14/09 22:55	JRS	9J13045	8270C
Pentachlorophenol	ND	D12,M8	7400	1300	ug/kg dry	20.0	10/14/09 22:55	JRS	9J13045	8270C
Phenanthrene	**510**	D12,J	3800	79	ug/kg dry	20.0	10/14/09 22:55	JRS	9J13045	8270C
Phenol	ND	D12	3800	400	ug/kg dry	20.0	10/14/09 22:55	JRS	9J13045	8270C
Pyrene	**760**	D12,J	3800	24	ug/kg dry	20.0	10/14/09 22:55	JRS	9J13045	8270C
2,4,6-Tribromophenol	*100 %*	*D12*	*Surr Limits: (39-146%)*				*10/14/09 22:55*	*JRS*	*9J13045*	*8270C*
2-Fluorobiphenyl	*76 %*	*D12*	*Surr Limits: (37-120%)*				*10/14/09 22:55*	*JRS*	*9J13045*	*8270C*
2-Fluorophenol	*61 %*	*D12*	*Surr Limits: (18-120%)*				*10/14/09 22:55*	*JRS*	*9J13045*	*8270C*
Nitrobenzene-d5	*54 %*	*D12*	*Surr Limits: (34-132%)*				*10/14/09 22:55*	*JRS*	*9J13045*	*8270C*
Phenol-d5	*68 %*	*D12*	*Surr Limits: (11-120%)*				*10/14/09 22:55*	*JRS*	*9J13045*	*8270C*
p-Terphenyl-d14	*76 %*	*D12*	*Surr Limits: (58-147%)*				*10/14/09 22:55*	*JRS*	*9J13045*	*8270C*
Polychlorinated Biphenyls by EPA Method 8082										
Aroclor 1016	ND	C7	19	3.6	ug/kg dry	1.00	10/14/09 23:14	JxM	9J13046	8082
Aroclor 1221	ND	C7	19	3.6	ug/kg dry	1.00	10/14/09 23:14	JxM	9J13046	8082
Aroclor 1232	ND	C7	19	3.6	ug/kg dry	1.00	10/14/09 23:14	JxM	9J13046	8082
Aroclor 1242	ND	C7	19	4.0	ug/kg dry	1.00	10/14/09 23:14	JxM	9J13046	8082
Aroclor 1248	ND	C7	19	3.6	ug/kg dry	1.00	10/14/09 23:14	JxM	9J13046	8082
Aroclor 1254	**27**	C7	19	3.9	ug/kg dry	1.00	10/14/09 23:14	JxM	9J13046	8082
Aroclor 1260	**27**	C7	19	3.9	ug/kg dry	1.00	10/14/09 23:14	JxM	9J13046	8082
Decachlorobiphenyl	*63 %*	*C7*	*Surr Limits: (34-148%)*				*10/14/09 23:14*	*JxM*	*9J13046*	*8082*
Tetrachloro-m-xylene	*71 %*	*C7*	*Surr Limits: (35-134%)*				*10/14/09 23:14*	*JxM*	*9J13046*	*8082*
Total Metals by SW 846 Series Methods										
Aluminum	**5270**		10.5	NR	mg/kg dry	1.00	10/14/09 15:30	LMH	9J13012	6010B
Antimony	ND		15.7	NR	mg/kg dry	1.00	10/14/09 15:30	LMH	9J13012	6010B
Arsenic	**8.8**		2.1	NR	mg/kg dry	1.00	10/14/09 15:30	LMH	9J13012	6010B
Barium	**94.7**		0.523	NR	mg/kg dry	1.00	10/14/09 15:30	LMH	9J13012	6010B
Beryllium	**0.349**		0.209	NR	mg/kg dry	1.00	10/14/09 15:30	LMH	9J13012	6010B
Cadmium	**1.26**		0.209	NR	mg/kg dry	1.00	10/14/09 15:30	LMH	9J13012	6010B
Calcium	**60600**	D08	261	NR	mg/kg dry	5.00	10/15/09 14:58	DAN	9J13012	6010B
Chromium	**3800**		0.523	NR	mg/kg dry	1.00	10/14/09 15:30	LMH	9J13012	6010B

Benchmark Environmental & Engineering Science
2558 Hamburg Turnpike, Suite 300
Lackawanna, NY 14218

SDG Number: RSJ0707

Project: Benchmark - Globe site
Project Number: TURN

Received: 10/08/09-10/13/09
Reported: 11/03/09 17:10

Analytical Report

Analyte	Sample Result	Data Qualifiers	RL	MDL	Units	Dil Fac	Date Analyzed	Lab Tech	Batch	Method
Client ID: TP-24 (0-3) (RSJ0709-04 - Solid) - cont.						**Sampled: 10/09/09 15:05**		**Recvd: 10/09/09 16:20**		
Total Metals by SW 846 Series Methods - cont.										
Cobalt	**90.7**		0.523	NR	mg/kg dry	1.00	10/14/09 15:30	LMH	9J13012	6010B
Copper	**183**		1.0	NR	mg/kg dry	1.00	10/14/09 15:30	LMH	9J13012	6010B
Iron	**39200**		10.5	NR	mg/kg dry	1.00	10/14/09 15:30	LMH	9J13012	6010B
Lead	**95.2**		1.0	NR	mg/kg dry	1.00	10/14/09 15:30	LMH	9J13012	6010B
Magnesium	**28400**		20.9	NR	mg/kg dry	1.00	10/14/09 15:30	LMH	9J13012	6010B
Manganese	**1860**		0.2	NR	mg/kg dry	1.00	10/14/09 15:30	LMH	9J13012	6010B
Nickel	**2730**	D08	26.1	NR	mg/kg dry	5.00	10/15/09 14:58	DAN	9J13012	6010B
Potassium	**799**		31.4	NR	mg/kg dry	1.00	10/14/09 15:30	LMH	9J13012	6010B
Selenium	ND		4.2	NR	mg/kg dry	1.00	10/14/09 15:30	LMH	9J13012	6010B
Silver	ND		0.523	NR	mg/kg dry	1.00	10/14/09 15:30	LMH	9J13012	6010B
Sodium	**211**		146	NR	mg/kg dry	1.00	10/14/09 15:30	LMH	9J13012	6010B
Thallium	ND	D02	31.4	NR	mg/kg dry	5.00	10/15/09 14:58	DAN	9J13012	6010B
Vanadium	**54.9**		0.523	NR	mg/kg dry	1.00	10/14/09 15:30	LMH	9J13012	6010B
Zinc	**288**		2.1	NR	mg/kg dry	1.00	10/14/09 15:30	LMH	9J13012	6010B
Mercury	**0.0499**		0.0234	NR	mg/kg dry	1.00	10/14/09 21:10	MXM	9J13028	7471A
General Chemistry Parameters										
Percent Solids	**88**		0.010	NR	%	1.00	10/13/09 15:40	JRR	9J13041	Dry Weight

Benchmark Environmental & Engineering Science
2558 Hamburg Turnpike, Suite 300
Lackawanna, NY 14218

SDG Number: RSJ0707

Project: Benchmark - Globe site
Project Number: TURN

Received: 10/08/09-10/13/09
Reported: 11/03/09 17:10

Analytical Report

Client ID: TP-25 (3-5) (RSJ0763-02 - Solid) **Sampled: 10/12/09 10:55** **Recvd: 10/13/09 10:05**

Semivolatile Organics by GC/MS

Analyte	Sample Result	Data Qualifiers	RL	MDL	Units	Dil Fac	Date Analyzed	Lab Tech	Batch	Method
2,4,5-Trichlorophenol	ND	D10	1900	400	ug/kg dry	10.0	10/15/09 21:01	MKP	9J14034	8270C
2,4,6-Trichlorophenol	ND	D10	1900	120	ug/kg dry	10.0	10/15/09 21:01	MKP	9J14034	8270C
2,4-Dichlorophenol	ND	D10	1900	97	ug/kg dry	10.0	10/15/09 21:01	MKP	9J14034	8270C
2,4-Dimethylphenol	ND	D10	1900	500	ug/kg dry	10.0	10/15/09 21:01	MKP	9J14034	8270C
2,4-Dinitrophenol	ND	D10	3600	650	ug/kg dry	10.0	10/15/09 21:01	MKP	9J14034	8270C
2,4-Dinitrotoluene	ND	D10	1900	290	ug/kg dry	10.0	10/15/09 21:01	MKP	9J14034	8270C
2,6-Dinitrotoluene	ND	D10	1900	450	ug/kg dry	10.0	10/15/09 21:01	MKP	9J14034	8270C
2-Chloronaphthalene	ND	D10	1900	120	ug/kg dry	10.0	10/15/09 21:01	MKP	9J14034	8270C
2-Chlorophenol	ND	D10	1900	94	ug/kg dry	10.0	10/15/09 21:01	MKP	9J14034	8270C
2-Methylnaphthalene	ND	D10	1900	22	ug/kg dry	10.0	10/15/09 21:01	MKP	9J14034	8270C
2-Methylphenol	ND	D10	1900	57	ug/kg dry	10.0	10/15/09 21:01	MKP	9J14034	8270C
2-Nitroaniline	ND	D10	3600	590	ug/kg dry	10.0	10/15/09 21:01	MKP	9J14034	8270C
2-Nitrophenol	ND	D10	1900	85	ug/kg dry	10.0	10/15/09 21:01	MKP	9J14034	8270C
3,3'-Dichlorobenzidine	ND	D10	1900	1600	ug/kg dry	10.0	10/15/09 21:01	MKP	9J14034	8270C
3-Nitroaniline	ND	D10	3600	430	ug/kg dry	10.0	10/15/09 21:01	MKP	9J14034	8270C
4,6-Dinitro-2-methylphenol	ND	D10	3600	640	ug/kg dry	10.0	10/15/09 21:01	MKP	9J14034	8270C
4-Bromophenyl phenyl ether	ND	D10	1900	590	ug/kg dry	10.0	10/15/09 21:01	MKP	9J14034	8270C
4-Chloro-3-methylphenol	ND	D10	1900	76	ug/kg dry	10.0	10/15/09 21:01	MKP	9J14034	8270C
4-Chloroaniline	ND	D10	1900	540	ug/kg dry	10.0	10/15/09 21:01	MKP	9J14034	8270C
4-Chlorophenyl phenyl ether	ND	D10	1900	39	ug/kg dry	10.0	10/15/09 21:01	MKP	9J14034	8270C
4-Methylphenol	ND	D10	1900	100	ug/kg dry	10.0	10/15/09 21:01	MKP	9J14034	8270C
4-Nitroaniline	ND	D10	3600	210	ug/kg dry	10.0	10/15/09 21:01	MKP	9J14034	8270C
4-Nitrophenol	ND	D10	3600	450	ug/kg dry	10.0	10/15/09 21:01	MKP	9J14034	8270C
Acenaphthene	ND	D10	1900	22	ug/kg dry	10.0	10/15/09 21:01	MKP	9J14034	8270C
Acenaphthylene	ND	D10	1900	15	ug/kg dry	10.0	10/15/09 21:01	MKP	9J14034	8270C
Acetophenone	ND	D10	1900	95	ug/kg dry	10.0	10/15/09 21:01	MKP	9J14034	8270C
Anthracene	ND	D10	1900	47	ug/kg dry	10.0	10/15/09 21:01	MKP	9J14034	8270C
Atrazine	ND	D10,L2	1900	82	ug/kg dry	10.0	10/15/09 21:01	MKP	9J14034	8270C
Benzaldehyde	ND	D10	1900	200	ug/kg dry	10.0	10/15/09 21:01	MKP	9J14034	8270C
Benzo(a)anthracene	**680**	D10,J	1900	32	ug/kg dry	10.0	10/15/09 21:01	MKP	9J14034	8270C
Benzo(a)pyrene	**900**	D10,J	1900	45	ug/kg dry	10.0	10/15/09 21:01	MKP	9J14034	8270C
Benzo(b)fluoranthene	**1000**	D10,J	1900	36	ug/kg dry	10.0	10/15/09 21:01	MKP	9J14034	8270C
Benzo(ghi)perylene	**760**	D10,J	1900	22	ug/kg dry	10.0	10/15/09 21:01	MKP	9J14034	8270C
Benzo(k)fluoranthene	**370**	D10,J	1900	20	ug/kg dry	10.0	10/15/09 21:01	MKP	9J14034	8270C
Biphenyl	ND	D10	1900	120	ug/kg dry	10.0	10/15/09 21:01	MKP	9J14034	8270C
Bis(2-chloroethoxy)methane	ND	D10	1900	100	ug/kg dry	10.0	10/15/09 21:01	MKP	9J14034	8270C
Bis(2-chloroethyl)ether	ND	D10	1900	160	ug/kg dry	10.0	10/15/09 21:01	MKP	9J14034	8270C
2,2'-Oxybis(1-Chloropropane)	ND	D10	1900	190	ug/kg dry	10.0	10/15/09 21:01	MKP	9J14034	8270C
Bis(2-ethylhexyl) phthalate	ND	D10	1900	600	ug/kg dry	10.0	10/15/09 21:01	MKP	9J14034	8270C
Butyl benzyl phthalate	ND	D10	1900	500	ug/kg dry	10.0	10/15/09 21:01	MKP	9J14034	8270C
Caprolactam	ND	D10	1900	800	ug/kg dry	10.0	10/15/09 21:01	MKP	9J14034	8270C
Carbazole	ND	D10	1900	21	ug/kg dry	10.0	10/15/09 21:01	MKP	9J14034	8270C
Chrysene	**700**	D10,J	1900	18	ug/kg dry	10.0	10/15/09 21:01	MKP	9J14034	8270C
Dibenzo(a,h)anthracene	ND	D10	1900	22	ug/kg dry	10.0	10/15/09 21:01	MKP	9J14034	8270C
Dibenzofuran	ND	D10	1900	19	ug/kg dry	10.0	10/15/09 21:01	MKP	9J14034	8270C

Benchmark Environmental & Engineering Science
2558 Hamburg Turnpike, Suite 300
Lackawanna, NY 14218

SDG Number: RSJ0707

Project: Benchmark - Globe site
Project Number: TURN

Received: 10/08/09-10/13/09
Reported: 11/03/09 17:10

Analytical Report

Analyte	Sample Result	Data Qualifiers	RL	MDL	Units	Dil Fac	Date Analyzed	Lab Tech	Batch	Method
Client ID: TP-25 (3-5) (RSJ0763-02 - Solid) - cont.						**Sampled: 10/12/09 10:55**		**Recvd: 10/13/09 10:05**		
Semivolatile Organics by GC/MS - cont.										
Diethyl phthalate	ND	D10	1900	56	ug/kg dry	10.0	10/15/09 21:01	MKP	9J14034	8270C
Dimethyl phthalate	ND	D10	1900	48	ug/kg dry	10.0	10/15/09 21:01	MKP	9J14034	8270C
Di-n-butyl phthalate	ND	D10	1900	640	ug/kg dry	10.0	10/15/09 21:01	MKP	9J14034	8270C
Di-n-octyl phthalate	ND	D10	1900	43	ug/kg dry	10.0	10/15/09 21:01	MKP	9J14034	8270C
Fluoranthene	**1100**	D10,J	1900	27	ug/kg dry	10.0	10/15/09 21:01	MKP	9J14034	8270C
Fluorene	ND	D10	1900	43	ug/kg dry	10.0	10/15/09 21:01	MKP	9J14034	8270C
Hexachlorobenzene	ND	D10	1900	92	ug/kg dry	10.0	10/15/09 21:01	MKP	9J14034	8270C
Hexachlorobutadiene	ND	D10	1900	95	ug/kg dry	10.0	10/15/09 21:01	MKP	9J14034	8270C
Hexachlorocyclopentadiene	ND	D10	1900	560	ug/kg dry	10.0	10/15/09 21:01	MKP	9J14034	8270C
Hexachloroethane	ND	D10	1900	140	ug/kg dry	10.0	10/15/09 21:01	MKP	9J14034	8270C
Indeno(1,2,3-cd)pyrene	**600**	D10,J	1900	51	ug/kg dry	10.0	10/15/09 21:01	MKP	9J14034	8270C
Isophorone	ND	D10	1900	92	ug/kg dry	10.0	10/15/09 21:01	MKP	9J14034	8270C
Naphthalene	ND	D10	1900	31	ug/kg dry	10.0	10/15/09 21:01	MKP	9J14034	8270C
Nitrobenzene	ND	D10	1900	82	ug/kg dry	10.0	10/15/09 21:01	MKP	9J14034	8270C
N-Nitrosodi-n-propylamine	ND	D10	1900	150	ug/kg dry	10.0	10/15/09 21:01	MKP	9J14034	8270C
N-Nitrosodiphenylamine	ND	D10,L	1900	100	ug/kg dry	10.0	10/15/09 21:01	MKP	9J14034	8270C
Pentachlorophenol	ND	D10	3600	630	ug/kg dry	10.0	10/15/09 21:01	MKP	9J14034	8270C
Phenanthrene	**720**	D10,J	1900	39	ug/kg dry	10.0	10/15/09 21:01	MKP	9J14034	8270C
Phenol	ND	D10	1900	190	ug/kg dry	10.0	10/15/09 21:01	MKP	9J14034	8270C
Pyrene	**930**	D10,J	1900	12	ug/kg dry	10.0	10/15/09 21:01	MKP	9J14034	8270C
2,4,6-Tribromophenol	*63 %*	*D10*	*Surr Limits: (39-146%)*				*10/15/09 21:01*	*MKP*	*9J14034*	*8270C*
2-Fluorobiphenyl	*75 %*	*D10*	*Surr Limits: (37-120%)*				*10/15/09 21:01*	*MKP*	*9J14034*	*8270C*
2-Fluorophenol	*61 %*	*D10*	*Surr Limits: (18-120%)*				*10/15/09 21:01*	*MKP*	*9J14034*	*8270C*
Nitrobenzene-d5	*67 %*	*D10*	*Surr Limits: (34-132%)*				*10/15/09 21:01*	*MKP*	*9J14034*	*8270C*
Phenol-d5	*68 %*	*D10*	*Surr Limits: (11-120%)*				*10/15/09 21:01*	*MKP*	*9J14034*	*8270C*
p-Terphenyl-d14	*62 %*	*D10*	*Surr Limits: (58-147%)*				*10/15/09 21:01*	*MKP*	*9J14034*	*8270C*
Total Metals by SW 846 Series Methods										
Aluminum	**11500**		11.1	NR	mg/kg dry	1.00	10/15/09 22:24	DAN	9J13083	6010B
Antimony	ND		16.7	NR	mg/kg dry	1.00	10/15/09 22:24	DAN	9J13083	6010B
Arsenic	**14.5**		2.2	NR	mg/kg dry	1.00	10/15/09 22:24	DAN	9J13083	6010B
Barium	**95.2**		0.556	NR	mg/kg dry	1.00	10/15/09 22:24	DAN	9J13083	6010B
Beryllium	**0.573**		0.223	NR	mg/kg dry	1.00	10/15/09 22:24	DAN	9J13083	6010B
Cadmium	**1.47**		0.223	NR	mg/kg dry	1.00	10/15/09 22:24	DAN	9J13083	6010B
Calcium	**8450**		55.6	NR	mg/kg dry	1.00	10/15/09 22:24	DAN	9J13083	6010B
Chromium	**182**		0.556	NR	mg/kg dry	1.00	10/15/09 22:24	DAN	9J13083	6010B
Cobalt	**17.2**		0.556	NR	mg/kg dry	1.00	10/15/09 22:24	DAN	9J13083	6010B
Copper	**57.5**		1.1	NR	mg/kg dry	1.00	10/15/09 22:24	DAN	9J13083	6010B
Iron	**20000**		11.1	NR	mg/kg dry	1.00	10/15/09 22:24	DAN	9J13083	6010B
Lead	**156**		1.1	NR	mg/kg dry	1.00	10/15/09 22:24	DAN	9J13083	6010B
Magnesium	**9530**		22.3	NR	mg/kg dry	1.00	10/15/09 22:24	DAN	9J13083	6010B
Manganese	**758**		0.2	NR	mg/kg dry	1.00	10/15/09 22:24	DAN	9J13083	6010B
Nickel	**218**		5.56	NR	mg/kg dry	1.00	10/15/09 22:24	DAN	9J13083	6010B
Potassium	**1640**		33.4	NR	mg/kg dry	1.00	10/15/09 22:24	DAN	9J13083	6010B
Selenium	ND		4.5	NR	mg/kg dry	1.00	10/15/09 22:24	DAN	9J13083	6010B
Silver	ND		0.556	NR	mg/kg dry	1.00	10/15/09 22:24	DAN	9J13083	6010B
Sodium	ND		156	NR	mg/kg dry	1.00	10/15/09 22:24	DAN	9J13083	6010B

Benchmark Environmental & Engineering Science
2558 Hamburg Turnpike, Suite 300
Lackawanna, NY 14218

SDG Number: RSJ0707

Project: Benchmark - Globe site
Project Number: TURN

Received: 10/08/09-10/13/09
Reported: 11/03/09 17:10

Analytical Report

Analyte	Sample Result	Data Qualifiers	RL	MDL	Units	Dil Fac	Date Analyzed	Lab Tech	Batch	Method
Client ID: TP-25 (3-5) (RSJ0763-02 - Solid) - cont.						**Sampled: 10/12/09 10:55**		**Recvd: 10/13/09 10:05**		
Total Metals by SW 846 Series Methods - cont.										
Thallium	ND		6.7	NR	mg/kg dry	1.00	10/15/09 22:24	DAN	9J13083	6010B
Vanadium	**33.7**		0.556	NR	mg/kg dry	1.00	10/15/09 22:24	DAN	9J13083	6010B
Zinc	**284**		2.2	NR	mg/kg dry	1.00	10/15/09 22:24	DAN	9J13083	6010B
Mercury	**0.0834**		0.0218	NR	mg/kg dry	1.00	10/15/09 18:46	MXM	9J14080	7471A
General Chemistry Parameters										
Percent Solids	**89**		0.010	NR	%	1.00	10/14/09 13:21	JRR	9J14027	Dry Weight

Benchmark Environmental & Engineering Science
2558 Hamburg Turnpike, Suite 300
Lackawanna, NY 14218

SDG Number: RSJ0707

Project: Benchmark - Globe site
Project Number: TURN

Received: 10/08/09-10/13/09
Reported: 11/03/09 17:10

Analytical Report

Client ID: TP-26 (5-7) (RSJ0763-04 - Solid) **Sampled: 10/12/09 14:30** **Recvd: 10/13/09 10:05**

Semivolatile Organics by GC/MS

Analyte	Sample Result	Data Qualifiers	RL	MDL	Units	Dil Fac	Date Analyzed	Lab Tech	Batch	Method
2,4,5-Trichlorophenol	ND	D10	2400	510	ug/kg dry	10.0	10/15/09 21:50	MKP	9J14034	8270C
2,4,6-Trichlorophenol	ND	D10	2400	150	ug/kg dry	10.0	10/15/09 21:50	MKP	9J14034	8270C
2,4-Dichlorophenol	ND	D10	2400	120	ug/kg dry	10.0	10/15/09 21:50	MKP	9J14034	8270C
2,4-Dimethylphenol	ND	D10	2400	630	ug/kg dry	10.0	10/15/09 21:50	MKP	9J14034	8270C
2,4-Dinitrophenol	ND	D10	4600	820	ug/kg dry	10.0	10/15/09 21:50	MKP	9J14034	8270C
2,4-Dinitrotoluene	ND	D10	2400	360	ug/kg dry	10.0	10/15/09 21:50	MKP	9J14034	8270C
2,6-Dinitrotoluene	ND	D10	2400	570	ug/kg dry	10.0	10/15/09 21:50	MKP	9J14034	8270C
2-Chloronaphthalene	ND	D10	2400	160	ug/kg dry	10.0	10/15/09 21:50	MKP	9J14034	8270C
2-Chlorophenol	ND	D10	2400	120	ug/kg dry	10.0	10/15/09 21:50	MKP	9J14034	8270C
2-Methylnaphthalene	**160**	D10,J	2400	28	ug/kg dry	10.0	10/15/09 21:50	MKP	9J14034	8270C
2-Methylphenol	ND	D10	2400	72	ug/kg dry	10.0	10/15/09 21:50	MKP	9J14034	8270C
2-Nitroaniline	ND	D10	4600	750	ug/kg dry	10.0	10/15/09 21:50	MKP	9J14034	8270C
2-Nitrophenol	ND	D10	2400	110	ug/kg dry	10.0	10/15/09 21:50	MKP	9J14034	8270C
3,3'-Dichlorobenzidine	ND	D10	2400	2100	ug/kg dry	10.0	10/15/09 21:50	MKP	9J14034	8270C
3-Nitroaniline	ND	D10	4600	540	ug/kg dry	10.0	10/15/09 21:50	MKP	9J14034	8270C
4,6-Dinitro-2-methylphenol	ND	D10	4600	810	ug/kg dry	10.0	10/15/09 21:50	MKP	9J14034	8270C
4-Bromophenyl phenyl ether	ND	D10	2400	750	ug/kg dry	10.0	10/15/09 21:50	MKP	9J14034	8270C
4-Chloro-3-methylphenol	ND	D10	2400	96	ug/kg dry	10.0	10/15/09 21:50	MKP	9J14034	8270C
4-Chloroaniline	ND	D10	2400	690	ug/kg dry	10.0	10/15/09 21:50	MKP	9J14034	8270C
4-Chlorophenyl phenyl ether	ND	D10	2400	50	ug/kg dry	10.0	10/15/09 21:50	MKP	9J14034	8270C
4-Methylphenol	ND	D10	2400	130	ug/kg dry	10.0	10/15/09 21:50	MKP	9J14034	8270C
4-Nitroaniline	ND	D10	4600	260	ug/kg dry	10.0	10/15/09 21:50	MKP	9J14034	8270C
4-Nitrophenol	ND	D10	4600	570	ug/kg dry	10.0	10/15/09 21:50	MKP	9J14034	8270C
Acenaphthene	**350**	D10,J	2400	28	ug/kg dry	10.0	10/15/09 21:50	MKP	9J14034	8270C
Acenaphthylene	ND	D10	2400	19	ug/kg dry	10.0	10/15/09 21:50	MKP	9J14034	8270C
Acetophenone	ND	D10	2400	120	ug/kg dry	10.0	10/15/09 21:50	MKP	9J14034	8270C
Anthracene	**520**	D10,J	2400	60	ug/kg dry	10.0	10/15/09 21:50	MKP	9J14034	8270C
Atrazine	ND	D10,L2	2400	100	ug/kg dry	10.0	10/15/09 21:50	MKP	9J14034	8270C
Benzaldehyde	ND	D10	2400	260	ug/kg dry	10.0	10/15/09 21:50	MKP	9J14034	8270C
Benzo(a)anthracene	**1900**	D10,J	2400	40	ug/kg dry	10.0	10/15/09 21:50	MKP	9J14034	8270C
Benzo(a)pyrene	**2800**	D10	2400	57	ug/kg dry	10.0	10/15/09 21:50	MKP	9J14034	8270C
Benzo(b)fluoranthene	**3000**	D10	2400	45	ug/kg dry	10.0	10/15/09 21:50	MKP	9J14034	8270C
Benzo(ghi)perylene	**2100**	D10,J	2400	28	ug/kg dry	10.0	10/15/09 21:50	MKP	9J14034	8270C
Benzo(k)fluoranthene	**1200**	D10,J	2400	26	ug/kg dry	10.0	10/15/09 21:50	MKP	9J14034	8270C
Biphenyl	ND	D10	2400	150	ug/kg dry	10.0	10/15/09 21:50	MKP	9J14034	8270C
Bis(2-chloroethoxy)methane	ND	D10	2400	130	ug/kg dry	10.0	10/15/09 21:50	MKP	9J14034	8270C
Bis(2-chloroethyl)ether	ND	D10	2400	200	ug/kg dry	10.0	10/15/09 21:50	MKP	9J14034	8270C
2,2'-Oxybis(1-Chloropropane)	ND	D10	2400	250	ug/kg dry	10.0	10/15/09 21:50	MKP	9J14034	8270C
Bis(2-ethylhexyl) phthalate	ND	D10	2400	760	ug/kg dry	10.0	10/15/09 21:50	MKP	9J14034	8270C
Butyl benzyl phthalate	ND	D10	2400	630	ug/kg dry	10.0	10/15/09 21:50	MKP	9J14034	8270C
Caprolactam	ND	D10	2400	1000	ug/kg dry	10.0	10/15/09 21:50	MKP	9J14034	8270C
Carbazole	**250**	D10,J	2400	27	ug/kg dry	10.0	10/15/09 21:50	MKP	9J14034	8270C
Chrysene	**2100**	D10,J	2400	23	ug/kg dry	10.0	10/15/09 21:50	MKP	9J14034	8270C
Dibenzo(a,h)anthracene	**520**	D10,J	2400	28	ug/kg dry	10.0	10/15/09 21:50	MKP	9J14034	8270C
Dibenzofuran	ND	D10	2400	24	ug/kg dry	10.0	10/15/09 21:50	MKP	9J14034	8270C

Benchmark Environmental & Engineering Science
2558 Hamburg Turnpike, Suite 300
Lackawanna, NY 14218

SDG Number: RSJ0707

Project: Benchmark - Globe site
Project Number: TURN

Received: 10/08/09-10/13/09
Reported: 11/03/09 17:10

Analytical Report

Analyte	Sample Result	Data Qualifiers	RL	MDL	Units	Dil Fac	Date Analyzed	Lab Tech	Batch	Method
Client ID: TP-26 (5-7) (RSJ0763-04 - Solid) - cont.						**Sampled: 10/12/09 14:30**		**Recvd: 10/13/09 10:05**		
Semivolatile Organics by GC/MS - cont.										
Diethyl phthalate	ND	D10	2400	71	ug/kg dry	10.0	10/15/09 21:50	MKP	9J14034	8270C
Dimethyl phthalate	ND	D10	2400	61	ug/kg dry	10.0	10/15/09 21:50	MKP	9J14034	8270C
Di-n-butyl phthalate	ND	D10	2400	810	ug/kg dry	10.0	10/15/09 21:50	MKP	9J14034	8270C
Di-n-octyl phthalate	ND	D10	2400	55	ug/kg dry	10.0	10/15/09 21:50	MKP	9J14034	8270C
Fluoranthene	**3300**	D10	2400	34	ug/kg dry	10.0	10/15/09 21:50	MKP	9J14034	8270C
Fluorene	**230**	D10,J	2400	54	ug/kg dry	10.0	10/15/09 21:50	MKP	9J14034	8270C
Hexachlorobenzene	ND	D10	2400	120	ug/kg dry	10.0	10/15/09 21:50	MKP	9J14034	8270C
Hexachlorobutadiene	ND	D10	2400	120	ug/kg dry	10.0	10/15/09 21:50	MKP	9J14034	8270C
Hexachlorocyclopentadiene	ND	D10	2400	710	ug/kg dry	10.0	10/15/09 21:50	MKP	9J14034	8270C
Hexachloroethane	ND	D10	2400	180	ug/kg dry	10.0	10/15/09 21:50	MKP	9J14034	8270C
Indeno(1,2,3-cd)pyrene	**1800**	D10,J	2400	65	ug/kg dry	10.0	10/15/09 21:50	MKP	9J14034	8270C
Isophorone	ND	D10	2400	120	ug/kg dry	10.0	10/15/09 21:50	MKP	9J14034	8270C
Naphthalene	ND	D10	2400	39	ug/kg dry	10.0	10/15/09 21:50	MKP	9J14034	8270C
Nitrobenzene	ND	D10	2400	100	ug/kg dry	10.0	10/15/09 21:50	MKP	9J14034	8270C
N-Nitrosodi-n-propylamine	ND	D10	2400	190	ug/kg dry	10.0	10/15/09 21:50	MKP	9J14034	8270C
N-Nitrosodiphenylamine	ND	D10,L	2400	130	ug/kg dry	10.0	10/15/09 21:50	MKP	9J14034	8270C
Pentachlorophenol	ND	D10	4600	800	ug/kg dry	10.0	10/15/09 21:50	MKP	9J14034	8270C
Phenanthrene	**1700**	D10,J	2400	49	ug/kg dry	10.0	10/15/09 21:50	MKP	9J14034	8270C
Phenol	ND	D10	2400	250	ug/kg dry	10.0	10/15/09 21:50	MKP	9J14034	8270C
Pyrene	**2800**	D10	2400	15	ug/kg dry	10.0	10/15/09 21:50	MKP	9J14034	8270C
2,4,6-Tribromophenol	*66 %*	*D10*	*Surr Limits: (39-146%)*				*10/15/09 21:50*	*MKP*	*9J14034*	*8270C*
2-Fluorobiphenyl	*73 %*	*D10*	*Surr Limits: (37-120%)*				*10/15/09 21:50*	*MKP*	*9J14034*	*8270C*
2-Fluorophenol	*55 %*	*D10*	*Surr Limits: (18-120%)*				*10/15/09 21:50*	*MKP*	*9J14034*	*8270C*
Nitrobenzene-d5	*63 %*	*D10*	*Surr Limits: (34-132%)*				*10/15/09 21:50*	*MKP*	*9J14034*	*8270C*
Phenol-d5	*63 %*	*D10*	*Surr Limits: (11-120%)*				*10/15/09 21:50*	*MKP*	*9J14034*	*8270C*
p-Terphenyl-d14	*65 %*	*D10*	*Surr Limits: (58-147%)*				*10/15/09 21:50*	*MKP*	*9J14034*	*8270C*
Total Metals by SW 846 Series Methods										
Aluminum	**6240**		14.4	NR	mg/kg dry	1.00	10/15/09 22:34	DAN	9J13083	6010B
Antimony	ND		21.6	NR	mg/kg dry	1.00	10/15/09 22:34	DAN	9J13083	6010B
Arsenic	**17.0**		2.9	NR	mg/kg dry	1.00	10/15/09 22:34	DAN	9J13083	6010B
Barium	**51.9**		0.720	NR	mg/kg dry	1.00	10/15/09 22:34	DAN	9J13083	6010B
Beryllium	**0.392**		0.288	NR	mg/kg dry	1.00	10/15/09 22:34	DAN	9J13083	6010B
Cadmium	**1.24**		0.288	NR	mg/kg dry	1.00	10/15/09 22:34	DAN	9J13083	6010B
Calcium	**15300**		72.0	NR	mg/kg dry	1.00	10/15/09 22:34	DAN	9J13083	6010B
Chromium	**1050**		0.720	NR	mg/kg dry	1.00	10/15/09 22:34	DAN	9J13083	6010B
Cobalt	**9.77**		0.720	NR	mg/kg dry	1.00	10/15/09 22:34	DAN	9J13083	6010B
Copper	**103**		1.4	NR	mg/kg dry	1.00	10/15/09 22:34	DAN	9J13083	6010B
Iron	**27700**		14.4	NR	mg/kg dry	1.00	10/15/09 22:34	DAN	9J13083	6010B
Lead	**892**		1.4	NR	mg/kg dry	1.00	10/15/09 22:34	DAN	9J13083	6010B
Magnesium	**21900**		28.8	NR	mg/kg dry	1.00	10/15/09 22:34	DAN	9J13083	6010B
Manganese	**1030**		0.3	NR	mg/kg dry	1.00	10/15/09 22:34	DAN	9J13083	6010B
Nickel	**492**		7.20	NR	mg/kg dry	1.00	10/15/09 22:34	DAN	9J13083	6010B
Potassium	**2720**		43.2	NR	mg/kg dry	1.00	10/15/09 22:34	DAN	9J13083	6010B
Selenium	ND		5.8	NR	mg/kg dry	1.00	10/15/09 22:34	DAN	9J13083	6010B
Silver	ND		0.720	NR	mg/kg dry	1.00	10/15/09 22:34	DAN	9J13083	6010B
Sodium	**358**		202	NR	mg/kg dry	1.00	10/15/09 22:34	DAN	9J13083	6010B

Benchmark Environmental & Engineering Science
2558 Hamburg Turnpike, Suite 300
Lackawanna, NY 14218

SDG Number: RSJ0707

Project: Benchmark - Globe site
Project Number: TURN

Received: 10/08/09-10/13/09
Reported: 11/03/09 17:10

Analytical Report

Analyte	Sample Result	Data Qualifiers	RL	MDL	Units	Dil Fac	Date Analyzed	Lab Tech	Batch	Method
Client ID: TP-26 (5-7) (RSJ0763-04 - Solid) - cont.						**Sampled: 10/12/09 14:30**		**Recvd: 10/13/09 10:05**		
Total Metals by SW 846 Series Methods - cont.										
Thallium	ND		8.6	NR	mg/kg dry	1.00	10/15/09 22:34	DAN	9J13083	6010B
Vanadium	**48.0**		0.720	NR	mg/kg dry	1.00	10/15/09 22:34	DAN	9J13083	6010B
Zinc	**615**		2.9	NR	mg/kg dry	1.00	10/15/09 22:34	DAN	9J13083	6010B
Mercury	**0.0474**		0.0284	NR	mg/kg dry	1.00	10/15/09 18:49	MXM	9J14080	7471A
General Chemistry Parameters										
Percent Solids	**72**		0.010	NR	%	1.00	10/14/09 13:25	JRR	9J14027	Dry Weight

Benchmark Environmental & Engineering Science
2558 Hamburg Turnpike, Suite 300
Lackawanna, NY 14218

SDG Number: RSJ0707

Project: Benchmark - Globe site
Project Number: TURN

Received: 10/08/09-10/13/09
Reported: 11/03/09 17:10

Analytical Report

Client ID: TP-27 (4-6) (RSJ0763-05 - Solid) — **Sampled: 10/12/09 15:15** — **Recvd: 10/13/09 10:05**

Semivolatile Organics by GC/MS

Analyte	Sample Result	Data Qualifiers	RL	MDL	Units	Dil Fac	Date Analyzed	Lab Tech	Batch	Method
2,4,5-Trichlorophenol	ND	D10	2100	460	ug/kg dry	10.0	10/15/09 22:14	MKP	9J14034	8270C
2,4,6-Trichlorophenol	ND	D10	2100	140	ug/kg dry	10.0	10/15/09 22:14	MKP	9J14034	8270C
2,4-Dichlorophenol	ND	D10	2100	110	ug/kg dry	10.0	10/15/09 22:14	MKP	9J14034	8270C
2,4-Dimethylphenol	ND	D10	2100	570	ug/kg dry	10.0	10/15/09 22:14	MKP	9J14034	8270C
2,4-Dinitrophenol	ND	D10	4100	730	ug/kg dry	10.0	10/15/09 22:14	MKP	9J14034	8270C
2,4-Dinitrotoluene	ND	D10	2100	320	ug/kg dry	10.0	10/15/09 22:14	MKP	9J14034	8270C
2,6-Dinitrotoluene	ND	D10	2100	510	ug/kg dry	10.0	10/15/09 22:14	MKP	9J14034	8270C
2-Chloronaphthalene	ND	D10	2100	140	ug/kg dry	10.0	10/15/09 22:14	MKP	9J14034	8270C
2-Chlorophenol	ND	D10	2100	110	ug/kg dry	10.0	10/15/09 22:14	MKP	9J14034	8270C
2-Methylnaphthalene	ND	D10	2100	25	ug/kg dry	10.0	10/15/09 22:14	MKP	9J14034	8270C
2-Methylphenol	ND	D10	2100	64	ug/kg dry	10.0	10/15/09 22:14	MKP	9J14034	8270C
2-Nitroaniline	ND	D10	4100	670	ug/kg dry	10.0	10/15/09 22:14	MKP	9J14034	8270C
2-Nitrophenol	ND	D10	2100	96	ug/kg dry	10.0	10/15/09 22:14	MKP	9J14034	8270C
3,3'-Dichlorobenzidine	ND	D10	2100	1800	ug/kg dry	10.0	10/15/09 22:14	MKP	9J14034	8270C
3-Nitroaniline	ND	D10	4100	480	ug/kg dry	10.0	10/15/09 22:14	MKP	9J14034	8270C
4,6-Dinitro-2-methylphenol	ND	D10	4100	720	ug/kg dry	10.0	10/15/09 22:14	MKP	9J14034	8270C
4-Bromophenyl phenyl ether	ND	D10	2100	670	ug/kg dry	10.0	10/15/09 22:14	MKP	9J14034	8270C
4-Chloro-3-methylphenol	ND	D10	2100	86	ug/kg dry	10.0	10/15/09 22:14	MKP	9J14034	8270C
4-Chloroaniline	ND	D10	2100	610	ug/kg dry	10.0	10/15/09 22:14	MKP	9J14034	8270C
4-Chlorophenyl phenyl ether	ND	D10	2100	45	ug/kg dry	10.0	10/15/09 22:14	MKP	9J14034	8270C
4-Methylphenol	ND	D10	2100	120	ug/kg dry	10.0	10/15/09 22:14	MKP	9J14034	8270C
4-Nitroaniline	ND	D10	4100	230	ug/kg dry	10.0	10/15/09 22:14	MKP	9J14034	8270C
4-Nitrophenol	ND	D10	4100	510	ug/kg dry	10.0	10/15/09 22:14	MKP	9J14034	8270C
Acenaphthene	ND	D10	2100	25	ug/kg dry	10.0	10/15/09 22:14	MKP	9J14034	8270C
Acenaphthylene	ND	D10	2100	17	ug/kg dry	10.0	10/15/09 22:14	MKP	9J14034	8270C
Acetophenone	ND	D10	2100	110	ug/kg dry	10.0	10/15/09 22:14	MKP	9J14034	8270C
Anthracene	ND	D10	2100	54	ug/kg dry	10.0	10/15/09 22:14	MKP	9J14034	8270C
Atrazine	ND	D10,L2	2100	93	ug/kg dry	10.0	10/15/09 22:14	MKP	9J14034	8270C
Benzaldehyde	ND	D10	2100	230	ug/kg dry	10.0	10/15/09 22:14	MKP	9J14034	8270C
Benzo(a)anthracene	**190**	D10,J	2100	36	ug/kg dry	10.0	10/15/09 22:14	MKP	9J14034	8270C
Benzo(a)pyrene	**210**	D10,J	2100	50	ug/kg dry	10.0	10/15/09 22:14	MKP	9J14034	8270C
Benzo(b)fluoranthene	**320**	D10,J	2100	41	ug/kg dry	10.0	10/15/09 22:14	MKP	9J14034	8270C
Benzo(ghi)perylene	**170**	D10,J	2100	25	ug/kg dry	10.0	10/15/09 22:14	MKP	9J14034	8270C
Benzo(k)fluoranthene	**110**	D10,J	2100	23	ug/kg dry	10.0	10/15/09 22:14	MKP	9J14034	8270C
Biphenyl	ND	D10	2100	130	ug/kg dry	10.0	10/15/09 22:14	MKP	9J14034	8270C
Bis(2-chloroethoxy)methane	ND	D10	2100	110	ug/kg dry	10.0	10/15/09 22:14	MKP	9J14034	8270C
Bis(2-chloroethyl)ether	ND	D10	2100	180	ug/kg dry	10.0	10/15/09 22:14	MKP	9J14034	8270C
2,2'-Oxybis(1-Chloropropane)	ND	D10	2100	220	ug/kg dry	10.0	10/15/09 22:14	MKP	9J14034	8270C
Bis(2-ethylhexyl) phthalate	ND	D10	2100	670	ug/kg dry	10.0	10/15/09 22:14	MKP	9J14034	8270C
Butyl benzyl phthalate	ND	D10	2100	560	ug/kg dry	10.0	10/15/09 22:14	MKP	9J14034	8270C
Caprolactam	ND	D10	2100	910	ug/kg dry	10.0	10/15/09 22:14	MKP	9J14034	8270C
Carbazole	ND	D10	2100	24	ug/kg dry	10.0	10/15/09 22:14	MKP	9J14034	8270C
Chrysene	**240**	D10,J	2100	21	ug/kg dry	10.0	10/15/09 22:14	MKP	9J14034	8270C
Dibenzo(a,h)anthracene	ND	D10	2100	25	ug/kg dry	10.0	10/15/09 22:14	MKP	9J14034	8270C
Dibenzofuran	ND	D10	2100	22	ug/kg dry	10.0	10/15/09 22:14	MKP	9J14034	8270C

Benchmark Environmental & Engineering Science
2558 Hamburg Turnpike, Suite 300
Lackawanna, NY 14218

SDG Number: RSJ0707

Project: Benchmark - Globe site
Project Number: TURN

Received: 10/08/09-10/13/09
Reported: 11/03/09 17:10

Analytical Report

Analyte	Sample Result	Data Qualifiers	RL	MDL	Units	Dil Fac	Date Analyzed	Lab Tech	Batch	Method
Client ID: TP-27 (4-6) (RSJ0763-05 - Solid) - cont.						**Sampled: 10/12/09 15:15**		**Recvd: 10/13/09 10:05**		
Semivolatile Organics by GC/MS - cont.										
Diethyl phthalate	ND	D10	2100	63	ug/kg dry	10.0	10/15/09 22:14	MKP	9J14034	8270C
Dimethyl phthalate	ND	D10	2100	55	ug/kg dry	10.0	10/15/09 22:14	MKP	9J14034	8270C
Di-n-butyl phthalate	ND	D10	2100	720	ug/kg dry	10.0	10/15/09 22:14	MKP	9J14034	8270C
Di-n-octyl phthalate	ND	D10	2100	49	ug/kg dry	10.0	10/15/09 22:14	MKP	9J14034	8270C
Fluoranthene	**280**	D10,J	2100	30	ug/kg dry	10.0	10/15/09 22:14	MKP	9J14034	8270C
Fluorene	ND	D10	2100	48	ug/kg dry	10.0	10/15/09 22:14	MKP	9J14034	8270C
Hexachlorobenzene	ND	D10	2100	100	ug/kg dry	10.0	10/15/09 22:14	MKP	9J14034	8270C
Hexachlorobutadiene	ND	D10	2100	110	ug/kg dry	10.0	10/15/09 22:14	MKP	9J14034	8270C
Hexachlorocyclopentadiene	ND	D10	2100	630	ug/kg dry	10.0	10/15/09 22:14	MKP	9J14034	8270C
Hexachloroethane	ND	D10	2100	160	ug/kg dry	10.0	10/15/09 22:14	MKP	9J14034	8270C
Indeno(1,2,3-cd)pyrene	**140**	D10,J	2100	58	ug/kg dry	10.0	10/15/09 22:14	MKP	9J14034	8270C
Isophorone	ND	D10	2100	100	ug/kg dry	10.0	10/15/09 22:14	MKP	9J14034	8270C
Naphthalene	ND	D10	2100	35	ug/kg dry	10.0	10/15/09 22:14	MKP	9J14034	8270C
Nitrobenzene	ND	D10	2100	93	ug/kg dry	10.0	10/15/09 22:14	MKP	9J14034	8270C
N-Nitrosodi-n-propylamine	ND	D10	2100	170	ug/kg dry	10.0	10/15/09 22:14	MKP	9J14034	8270C
N-Nitrosodiphenylamine	ND	D10,L	2100	110	ug/kg dry	10.0	10/15/09 22:14	MKP	9J14034	8270C
Pentachlorophenol	ND	D10	4100	720	ug/kg dry	10.0	10/15/09 22:14	MKP	9J14034	8270C
Phenanthrene	**210**	D10,J	2100	44	ug/kg dry	10.0	10/15/09 22:14	MKP	9J14034	8270C
Phenol	ND	D10	2100	220	ug/kg dry	10.0	10/15/09 22:14	MKP	9J14034	8270C
Pyrene	**220**	D10,J	2100	14	ug/kg dry	10.0	10/15/09 22:14	MKP	9J14034	8270C
2,4,6-Tribromophenol	*66 %*	*D10*	*Surr Limits: (39-146%)*				*10/15/09 22:14*	*MKP*	*9J14034*	*8270C*
2-Fluorobiphenyl	*78 %*	*D10*	*Surr Limits: (37-120%)*				*10/15/09 22:14*	*MKP*	*9J14034*	*8270C*
2-Fluorophenol	*65 %*	*D10*	*Surr Limits: (18-120%)*				*10/15/09 22:14*	*MKP*	*9J14034*	*8270C*
Nitrobenzene-d5	*70 %*	*D10*	*Surr Limits: (34-132%)*				*10/15/09 22:14*	*MKP*	*9J14034*	*8270C*
Phenol-d5	*72 %*	*D10*	*Surr Limits: (11-120%)*				*10/15/09 22:14*	*MKP*	*9J14034*	*8270C*
p-Terphenyl-d14	*69 %*	*D10*	*Surr Limits: (58-147%)*				*10/15/09 22:14*	*MKP*	*9J14034*	*8270C*
Total Metals by SW 846 Series Methods										
Aluminum	**7250**		13.1	NR	mg/kg dry	1.00	10/15/09 22:39	DAN	9J13083	6010B
Antimony	ND		19.6	NR	mg/kg dry	1.00	10/15/09 22:39	DAN	9J13083	6010B
Arsenic	**7.5**		2.6	NR	mg/kg dry	1.00	10/15/09 22:39	DAN	9J13083	6010B
Barium	**52.8**		0.653	NR	mg/kg dry	1.00	10/15/09 22:39	DAN	9J13083	6010B
Beryllium	**0.349**		0.261	NR	mg/kg dry	1.00	10/15/09 22:39	DAN	9J13083	6010B
Cadmium	**0.731**		0.261	NR	mg/kg dry	1.00	10/15/09 22:39	DAN	9J13083	6010B
Calcium	**26200**		65.3	NR	mg/kg dry	1.00	10/15/09 22:39	DAN	9J13083	6010B
Chromium	**565**		0.653	NR	mg/kg dry	1.00	10/15/09 22:39	DAN	9J13083	6010B
Cobalt	**5.35**		0.653	NR	mg/kg dry	1.00	10/15/09 22:39	DAN	9J13083	6010B
Copper	**84.2**		1.3	NR	mg/kg dry	1.00	10/15/09 22:39	DAN	9J13083	6010B
Iron	**23200**		13.1	NR	mg/kg dry	1.00	10/15/09 22:39	DAN	9J13083	6010B
Lead	**454**		1.3	NR	mg/kg dry	1.00	10/15/09 22:39	DAN	9J13083	6010B
Magnesium	**25800**		26.1	NR	mg/kg dry	1.00	10/15/09 22:39	DAN	9J13083	6010B
Manganese	**1120**		0.3	NR	mg/kg dry	1.00	10/15/09 22:39	DAN	9J13083	6010B
Nickel	**101**		6.53	NR	mg/kg dry	1.00	10/15/09 22:39	DAN	9J13083	6010B
Potassium	**770**		39.2	NR	mg/kg dry	1.00	10/15/09 22:39	DAN	9J13083	6010B
Selenium	ND		5.2	NR	mg/kg dry	1.00	10/15/09 22:39	DAN	9J13083	6010B
Silver	ND		0.653	NR	mg/kg dry	1.00	10/15/09 22:39	DAN	9J13083	6010B
Sodium	ND		183	NR	mg/kg dry	1.00	10/15/09 22:39	DAN	9J13083	6010B

Benchmark Environmental & Engineering Science
2558 Hamburg Turnpike, Suite 300
Lackawanna, NY 14218

SDG Number: RSJ0707

Project: Benchmark - Globe site
Project Number: TURN

Received: 10/08/09-10/13/09
Reported: 11/03/09 17:10

Analytical Report

Analyte	Sample Result	Data Qualifiers	RL	MDL	Units	Dil Fac	Date Analyzed	Lab Tech	Batch	Method
Client ID: TP-27 (4-6) (RSJ0763-05 - Solid) - cont.						**Sampled: 10/12/09 15:15**		**Recvd: 10/13/09 10:05**		
Total Metals by SW 846 Series Methods - cont.										
Thallium	ND		7.8	NR	mg/kg dry	1.00	10/15/09 22:39	DAN	9J13083	6010B
Vanadium	**9.48**		0.653	NR	mg/kg dry	1.00	10/15/09 22:39	DAN	9J13083	6010B
Zinc	**362**		2.6	NR	mg/kg dry	1.00	10/15/09 22:39	DAN	9J13083	6010B
Mercury	ND		0.0263	NR	mg/kg dry	1.00	10/15/09 18:51	MXM	9J14080	7471A
General Chemistry Parameters										
Percent Solids	**81**		0.010	NR	%	1.00	10/14/09 13:27	JRR	9J14027	Dry Weight

Benchmark Environmental & Engineering Science
2558 Hamburg Turnpike, Suite 300
Lackawanna, NY 14218

SDG Number: RSJ0707

Project: Benchmark - Globe site
Project Number: TURN

Received: 10/08/09-10/13/09
Reported: 11/03/09 17:10

Analytical Report

Client ID: TP-28 (4-6) (RSJ0763-03 - Solid) **Sampled: 10/12/09 12:00** **Recvd: 10/13/09 10:05**

Semivolatile Organics by GC/MS

Analyte	Sample Result	Data Qualifiers	RL	MDL	Units	Dil Fac	Date Analyzed	Lab Tech	Batch	Method
2,4,5-Trichlorophenol	ND	D10	1900	400	ug/kg dry	10.0	10/15/09 21:26	MKP	9J14034	8270C
2,4,6-Trichlorophenol	ND	D10	1900	120	ug/kg dry	10.0	10/15/09 21:26	MKP	9J14034	8270C
2,4-Dichlorophenol	ND	D10	1900	97	ug/kg dry	10.0	10/15/09 21:26	MKP	9J14034	8270C
2,4-Dimethylphenol	ND	D10	1900	500	ug/kg dry	10.0	10/15/09 21:26	MKP	9J14034	8270C
2,4-Dinitrophenol	ND	D10	3600	650	ug/kg dry	10.0	10/15/09 21:26	MKP	9J14034	8270C
2,4-Dinitrotoluene	ND	D10	1900	290	ug/kg dry	10.0	10/15/09 21:26	MKP	9J14034	8270C
2,6-Dinitrotoluene	ND	D10	1900	450	ug/kg dry	10.0	10/15/09 21:26	MKP	9J14034	8270C
2-Chloronaphthalene	ND	D10	1900	120	ug/kg dry	10.0	10/15/09 21:26	MKP	9J14034	8270C
2-Chlorophenol	ND	D10	1900	94	ug/kg dry	10.0	10/15/09 21:26	MKP	9J14034	8270C
2-Methylnaphthalene	**250**	D10,J	1900	22	ug/kg dry	10.0	10/15/09 21:26	MKP	9J14034	8270C
2-Methylphenol	ND	D10	1900	57	ug/kg dry	10.0	10/15/09 21:26	MKP	9J14034	8270C
2-Nitroaniline	ND	D10	3600	590	ug/kg dry	10.0	10/15/09 21:26	MKP	9J14034	8270C
2-Nitrophenol	ND	D10	1900	84	ug/kg dry	10.0	10/15/09 21:26	MKP	9J14034	8270C
3,3'-Dichlorobenzidine	ND	D10	1900	1600	ug/kg dry	10.0	10/15/09 21:26	MKP	9J14034	8270C
3-Nitroaniline	ND	D10	3600	420	ug/kg dry	10.0	10/15/09 21:26	MKP	9J14034	8270C
4,6-Dinitro-2-methylphenol	ND	D10	3600	640	ug/kg dry	10.0	10/15/09 21:26	MKP	9J14034	8270C
4-Bromophenyl phenyl ether	ND	D10	1900	590	ug/kg dry	10.0	10/15/09 21:26	MKP	9J14034	8270C
4-Chloro-3-methylphenol	ND	D10	1900	76	ug/kg dry	10.0	10/15/09 21:26	MKP	9J14034	8270C
4-Chloroaniline	ND	D10	1900	540	ug/kg dry	10.0	10/15/09 21:26	MKP	9J14034	8270C
4-Chlorophenyl phenyl ether	ND	D10	1900	39	ug/kg dry	10.0	10/15/09 21:26	MKP	9J14034	8270C
4-Methylphenol	ND	D10	1900	100	ug/kg dry	10.0	10/15/09 21:26	MKP	9J14034	8270C
4-Nitroaniline	ND	D10	3600	210	ug/kg dry	10.0	10/15/09 21:26	MKP	9J14034	8270C
4-Nitrophenol	ND	D10	3600	450	ug/kg dry	10.0	10/15/09 21:26	MKP	9J14034	8270C
Acenaphthene	**180**	D10,J	1900	22	ug/kg dry	10.0	10/15/09 21:26	MKP	9J14034	8270C
Acenaphthylene	ND	D10	1900	15	ug/kg dry	10.0	10/15/09 21:26	MKP	9J14034	8270C
Acetophenone	ND	D10	1900	95	ug/kg dry	10.0	10/15/09 21:26	MKP	9J14034	8270C
Anthracene	**510**	D10,J	1900	47	ug/kg dry	10.0	10/15/09 21:26	MKP	9J14034	8270C
Atrazine	ND	D10,L2	1900	82	ug/kg dry	10.0	10/15/09 21:26	MKP	9J14034	8270C
Benzaldehyde	ND	D10	1900	200	ug/kg dry	10.0	10/15/09 21:26	MKP	9J14034	8270C
Benzo(a)anthracene	**1400**	D10,J	1900	32	ug/kg dry	10.0	10/15/09 21:26	MKP	9J14034	8270C
Benzo(a)pyrene	**1700**	D10,J	1900	45	ug/kg dry	10.0	10/15/09 21:26	MKP	9J14034	8270C
Benzo(b)fluoranthene	**2000**	D10	1900	36	ug/kg dry	10.0	10/15/09 21:26	MKP	9J14034	8270C
Benzo(ghi)perylene	**1400**	D10,J	1900	22	ug/kg dry	10.0	10/15/09 21:26	MKP	9J14034	8270C
Benzo(k)fluoranthene	**740**	D10,J	1900	20	ug/kg dry	10.0	10/15/09 21:26	MKP	9J14034	8270C
Biphenyl	ND	D10	1900	120	ug/kg dry	10.0	10/15/09 21:26	MKP	9J14034	8270C
Bis(2-chloroethoxy)methane	ND	D10	1900	100	ug/kg dry	10.0	10/15/09 21:26	MKP	9J14034	8270C
Bis(2-chloroethyl)ether	ND	D10	1900	160	ug/kg dry	10.0	10/15/09 21:26	MKP	9J14034	8270C
2,2'-Oxybis(1-Chloropropane)	ND	D10	1900	190	ug/kg dry	10.0	10/15/09 21:26	MKP	9J14034	8270C
Bis(2-ethylhexyl) phthalate	ND	D10	1900	600	ug/kg dry	10.0	10/15/09 21:26	MKP	9J14034	8270C
Butyl benzyl phthalate	ND	D10	1900	500	ug/kg dry	10.0	10/15/09 21:26	MKP	9J14034	8270C
Caprolactam	ND	D10	1900	800	ug/kg dry	10.0	10/15/09 21:26	MKP	9J14034	8270C
Carbazole	**230**	D10,J	1900	21	ug/kg dry	10.0	10/15/09 21:26	MKP	9J14034	8270C
Chrysene	**1500**	D10,J	1900	18	ug/kg dry	10.0	10/15/09 21:26	MKP	9J14034	8270C
Dibenzo(a,h)anthracene	**380**	D10,J	1900	22	ug/kg dry	10.0	10/15/09 21:26	MKP	9J14034	8270C
Dibenzofuran	**210**	D10,J	1900	19	ug/kg dry	10.0	10/15/09 21:26	MKP	9J14034	8270C

Benchmark Environmental & Engineering Science
2558 Hamburg Turnpike, Suite 300
Lackawanna, NY 14218

SDG Number: RSJ0707

Project: Benchmark - Globe site
Project Number: TURN

Received: 10/08/09-10/13/09
Reported: 11/03/09 17:10

Analytical Report

Analyte	Sample Result	Data Qualifiers	RL	MDL	Units	Dil Fac	Date Analyzed	Lab Tech	Batch	Method
Client ID: TP-28 (4-6) (RSJ0763-03 - Solid) - cont.						**Sampled: 10/12/09 12:00**		**Recvd: 10/13/09 10:05**		
Semivolatile Organics by GC/MS - cont.										
Diethyl phthalate	ND	D10	1900	56	ug/kg dry	10.0	10/15/09 21:26	MKP	9J14034	8270C
Dimethyl phthalate	ND	D10	1900	48	ug/kg dry	10.0	10/15/09 21:26	MKP	9J14034	8270C
Di-n-butyl phthalate	ND	D10	1900	640	ug/kg dry	10.0	10/15/09 21:26	MKP	9J14034	8270C
Di-n-octyl phthalate	ND	D10	1900	43	ug/kg dry	10.0	10/15/09 21:26	MKP	9J14034	8270C
Fluoranthene	**2600**	D10	1900	27	ug/kg dry	10.0	10/15/09 21:26	MKP	9J14034	8270C
Fluorene	**270**	D10,J	1900	43	ug/kg dry	10.0	10/15/09 21:26	MKP	9J14034	8270C
Hexachlorobenzene	ND	D10	1900	92	ug/kg dry	10.0	10/15/09 21:26	MKP	9J14034	8270C
Hexachlorobutadiene	ND	D10	1900	95	ug/kg dry	10.0	10/15/09 21:26	MKP	9J14034	8270C
Hexachlorocyclopentadiene	ND	D10	1900	560	ug/kg dry	10.0	10/15/09 21:26	MKP	9J14034	8270C
Hexachloroethane	ND	D10	1900	140	ug/kg dry	10.0	10/15/09 21:26	MKP	9J14034	8270C
Indeno(1,2,3-cd)pyrene	**1200**	D10,J	1900	51	ug/kg dry	10.0	10/15/09 21:26	MKP	9J14034	8270C
Isophorone	ND	D10	1900	92	ug/kg dry	10.0	10/15/09 21:26	MKP	9J14034	8270C
Naphthalene	**310**	D10,J	1900	31	ug/kg dry	10.0	10/15/09 21:26	MKP	9J14034	8270C
Nitrobenzene	ND	D10	1900	82	ug/kg dry	10.0	10/15/09 21:26	MKP	9J14034	8270C
N-Nitrosodi-n-propylamine	ND	D10	1900	150	ug/kg dry	10.0	10/15/09 21:26	MKP	9J14034	8270C
N-Nitrosodiphenylamine	ND	D10,L	1900	100	ug/kg dry	10.0	10/15/09 21:26	MKP	9J14034	8270C
Pentachlorophenol	ND	D10	3600	630	ug/kg dry	10.0	10/15/09 21:26	MKP	9J14034	8270C
Phenanthrene	**2100**	D10	1900	39	ug/kg dry	10.0	10/15/09 21:26	MKP	9J14034	8270C
Phenol	ND	D10	1900	190	ug/kg dry	10.0	10/15/09 21:26	MKP	9J14034	8270C
Pyrene	**2000**	D10	1900	12	ug/kg dry	10.0	10/15/09 21:26	MKP	9J14034	8270C
2,4,6-Tribromophenol	*70 %*	*D10*	*Surr Limits: (39-146%)*				*10/15/09 21:26*	*MKP*	*9J14034*	*8270C*
2-Fluorobiphenyl	*83 %*	*D10*	*Surr Limits: (37-120%)*				*10/15/09 21:26*	*MKP*	*9J14034*	*8270C*
2-Fluorophenol	*66 %*	*D10*	*Surr Limits: (18-120%)*				*10/15/09 21:26*	*MKP*	*9J14034*	*8270C*
Nitrobenzene-d5	*73 %*	*D10*	*Surr Limits: (34-132%)*				*10/15/09 21:26*	*MKP*	*9J14034*	*8270C*
Phenol-d5	*76 %*	*D10*	*Surr Limits: (11-120%)*				*10/15/09 21:26*	*MKP*	*9J14034*	*8270C*
p-Terphenyl-d14	*73 %*	*D10*	*Surr Limits: (58-147%)*				*10/15/09 21:26*	*MKP*	*9J14034*	*8270C*
Total Metals by SW 846 Series Methods										
Aluminum	**9910**		10.1	NR	mg/kg dry	1.00	10/15/09 22:29	DAN	9J13083	6010B
Antimony	ND		15.1	NR	mg/kg dry	1.00	10/15/09 22:29	DAN	9J13083	6010B
Arsenic	**13.3**		2.0	NR	mg/kg dry	1.00	10/15/09 22:29	DAN	9J13083	6010B
Barium	**128**		0.504	NR	mg/kg dry	1.00	10/15/09 22:29	DAN	9J13083	6010B
Beryllium	**1.27**		0.202	NR	mg/kg dry	1.00	10/15/09 22:29	DAN	9J13083	6010B
Cadmium	**0.840**		0.202	NR	mg/kg dry	1.00	10/15/09 22:29	DAN	9J13083	6010B
Calcium	**21100**		50.4	NR	mg/kg dry	1.00	10/15/09 22:29	DAN	9J13083	6010B
Chromium	**407**		0.504	NR	mg/kg dry	1.00	10/15/09 22:29	DAN	9J13083	6010B
Cobalt	**8.46**		0.504	NR	mg/kg dry	1.00	10/15/09 22:29	DAN	9J13083	6010B
Copper	**105**		1.0	NR	mg/kg dry	1.00	10/15/09 22:29	DAN	9J13083	6010B
Iron	**23700**		10.1	NR	mg/kg dry	1.00	10/15/09 22:29	DAN	9J13083	6010B
Lead	**415**		1.0	NR	mg/kg dry	1.00	10/15/09 22:29	DAN	9J13083	6010B
Magnesium	**14600**		20.2	NR	mg/kg dry	1.00	10/15/09 22:29	DAN	9J13083	6010B
Manganese	**1280**		0.2	NR	mg/kg dry	1.00	10/15/09 22:29	DAN	9J13083	6010B
Nickel	**116**		5.04	NR	mg/kg dry	1.00	10/15/09 22:29	DAN	9J13083	6010B
Potassium	**1690**		30.3	NR	mg/kg dry	1.00	10/15/09 22:29	DAN	9J13083	6010B
Selenium	ND		4.0	NR	mg/kg dry	1.00	10/15/09 22:29	DAN	9J13083	6010B
Silver	ND		0.504	NR	mg/kg dry	1.00	10/15/09 22:29	DAN	9J13083	6010B
Sodium	**199**		141	NR	mg/kg dry	1.00	10/15/09 22:29	DAN	9J13083	6010B

Benchmark Environmental & Engineering Science
2558 Hamburg Turnpike, Suite 300
Lackawanna, NY 14218

SDG Number: RSJ0707

Project: Benchmark - Globe site
Project Number: TURN

Received: 10/08/09-10/13/09
Reported: 11/03/09 17:10

Analytical Report

Analyte	Sample Result	Data Qualifiers	RL	MDL	Units	Dil Fac	Date Analyzed	Lab Tech	Batch	Method
Client ID: TP-28 (4-6) (RSJ0763-03 - Solid) - cont.						**Sampled: 10/12/09 12:00**		**Recvd: 10/13/09 10:05**		
Total Metals by SW 846 Series Methods - cont.										
Thallium	ND		6.1	NR	mg/kg dry	1.00	10/15/09 22:29	DAN	9J13083	6010B
Vanadium	**13.2**		0.504	NR	mg/kg dry	1.00	10/15/09 22:29	DAN	9J13083	6010B
Zinc	**338**		2.0	NR	mg/kg dry	1.00	10/15/09 22:29	DAN	9J13083	6010B
Mercury	**0.0551**		0.0222	NR	mg/kg dry	1.00	10/15/09 18:48	MXM	9J14080	7471A
General Chemistry Parameters										
Percent Solids	**90**		0.010	NR	%	1.00	10/14/09 13:23	JRR	9J14027	Dry Weight

Benchmark Environmental & Engineering Science
2558 Hamburg Turnpike, Suite 300
Lackawanna, NY 14218

SDG Number: RSJ0707

Project: Benchmark - Globe site
Project Number: TURN

Received: 10/08/09-10/13/09
Reported: 11/03/09 17:10

Analytical Report

Client ID: TP-29 (0-2) (RSJ0763-06 - Solid) — **Sampled: 10/12/09 16:00** — **Recvd: 10/13/09 10:05**

Semivolatile Organics by GC/MS

Analyte	Sample Result	Data Qualifiers	RL	MDL	Units	Dil Fac	Date Analyzed	Lab Tech	Batch	Method
2,4,5-Trichlorophenol	ND	D10	2100	460	ug/kg dry	10.0	10/15/09 22:38	MKP	9J14034	8270C
2,4,6-Trichlorophenol	ND	D10	2100	140	ug/kg dry	10.0	10/15/09 22:38	MKP	9J14034	8270C
2,4-Dichlorophenol	ND	D10	2100	110	ug/kg dry	10.0	10/15/09 22:38	MKP	9J14034	8270C
2,4-Dimethylphenol	ND	D10	2100	570	ug/kg dry	10.0	10/15/09 22:38	MKP	9J14034	8270C
2,4-Dinitrophenol	ND	D10	4100	730	ug/kg dry	10.0	10/15/09 22:38	MKP	9J14034	8270C
2,4-Dinitrotoluene	ND	D10	2100	320	ug/kg dry	10.0	10/15/09 22:38	MKP	9J14034	8270C
2,6-Dinitrotoluene	ND	D10	2100	510	ug/kg dry	10.0	10/15/09 22:38	MKP	9J14034	8270C
2-Chloronaphthalene	ND	D10	2100	140	ug/kg dry	10.0	10/15/09 22:38	MKP	9J14034	8270C
2-Chlorophenol	ND	D10	2100	110	ug/kg dry	10.0	10/15/09 22:38	MKP	9J14034	8270C
2-Methylnaphthalene	**140**	D10,J	2100	25	ug/kg dry	10.0	10/15/09 22:38	MKP	9J14034	8270C
2-Methylphenol	ND	D10	2100	64	ug/kg dry	10.0	10/15/09 22:38	MKP	9J14034	8270C
2-Nitroaniline	ND	D10	4100	670	ug/kg dry	10.0	10/15/09 22:38	MKP	9J14034	8270C
2-Nitrophenol	ND	D10	2100	96	ug/kg dry	10.0	10/15/09 22:38	MKP	9J14034	8270C
3,3'-Dichlorobenzidine	ND	D10	2100	1800	ug/kg dry	10.0	10/15/09 22:38	MKP	9J14034	8270C
3-Nitroaniline	ND	D10	4100	480	ug/kg dry	10.0	10/15/09 22:38	MKP	9J14034	8270C
4,6-Dinitro-2-methylphenol	ND	D10	4100	720	ug/kg dry	10.0	10/15/09 22:38	MKP	9J14034	8270C
4-Bromophenyl phenyl ether	ND	D10	2100	670	ug/kg dry	10.0	10/15/09 22:38	MKP	9J14034	8270C
4-Chloro-3-methylphenol	ND	D10	2100	86	ug/kg dry	10.0	10/15/09 22:38	MKP	9J14034	8270C
4-Chloroaniline	ND	D10	2100	620	ug/kg dry	10.0	10/15/09 22:38	MKP	9J14034	8270C
4-Chlorophenyl phenyl ether	ND	D10	2100	45	ug/kg dry	10.0	10/15/09 22:38	MKP	9J14034	8270C
4-Methylphenol	ND	D10	2100	120	ug/kg dry	10.0	10/15/09 22:38	MKP	9J14034	8270C
4-Nitroaniline	ND	D10	4100	230	ug/kg dry	10.0	10/15/09 22:38	MKP	9J14034	8270C
4-Nitrophenol	ND	D10	4100	510	ug/kg dry	10.0	10/15/09 22:38	MKP	9J14034	8270C
Acenaphthene	ND	D10	2100	25	ug/kg dry	10.0	10/15/09 22:38	MKP	9J14034	8270C
Acenaphthylene	ND	D10	2100	17	ug/kg dry	10.0	10/15/09 22:38	MKP	9J14034	8270C
Acetophenone	ND	D10	2100	110	ug/kg dry	10.0	10/15/09 22:38	MKP	9J14034	8270C
Anthracene	ND	D10	2100	54	ug/kg dry	10.0	10/15/09 22:38	MKP	9J14034	8270C
Atrazine	ND	D10,L2	2100	93	ug/kg dry	10.0	10/15/09 22:38	MKP	9J14034	8270C
Benzaldehyde	ND	D10	2100	230	ug/kg dry	10.0	10/15/09 22:38	MKP	9J14034	8270C
Benzo(a)anthracene	**490**	D10,J	2100	36	ug/kg dry	10.0	10/15/09 22:38	MKP	9J14034	8270C
Benzo(a)pyrene	**550**	D10,J	2100	51	ug/kg dry	10.0	10/15/09 22:38	MKP	9J14034	8270C
Benzo(b)fluoranthene	**780**	D10,J	2100	41	ug/kg dry	10.0	10/15/09 22:38	MKP	9J14034	8270C
Benzo(ghi)perylene	**510**	D10,J	2100	25	ug/kg dry	10.0	10/15/09 22:38	MKP	9J14034	8270C
Benzo(k)fluoranthene	**270**	D10,J	2100	23	ug/kg dry	10.0	10/15/09 22:38	MKP	9J14034	8270C
Biphenyl	ND	D10	2100	130	ug/kg dry	10.0	10/15/09 22:38	MKP	9J14034	8270C
Bis(2-chloroethoxy)methane	ND	D10	2100	110	ug/kg dry	10.0	10/15/09 22:38	MKP	9J14034	8270C
Bis(2-chloroethyl)ether	ND	D10	2100	180	ug/kg dry	10.0	10/15/09 22:38	MKP	9J14034	8270C
2,2'-Oxybis(1-Chloropropane)	ND	D10	2100	220	ug/kg dry	10.0	10/15/09 22:38	MKP	9J14034	8270C
Bis(2-ethylhexyl) phthalate	ND	D10	2100	680	ug/kg dry	10.0	10/15/09 22:38	MKP	9J14034	8270C
Butyl benzyl phthalate	ND	D10	2100	560	ug/kg dry	10.0	10/15/09 22:38	MKP	9J14034	8270C
Caprolactam	ND	D10	2100	910	ug/kg dry	10.0	10/15/09 22:38	MKP	9J14034	8270C
Carbazole	ND	D10	2100	24	ug/kg dry	10.0	10/15/09 22:38	MKP	9J14034	8270C
Chrysene	**550**	D10,J	2100	21	ug/kg dry	10.0	10/15/09 22:38	MKP	9J14034	8270C
Dibenzo(a,h)anthracene	ND	D10	2100	25	ug/kg dry	10.0	10/15/09 22:38	MKP	9J14034	8270C
Dibenzofuran	ND	D10	2100	22	ug/kg dry	10.0	10/15/09 22:38	MKP	9J14034	8270C

Benchmark Environmental & Engineering Science
2558 Hamburg Turnpike, Suite 300
Lackawanna, NY 14218

SDG Number: RSJ0707

Project: Benchmark - Globe site
Project Number: TURN

Received: 10/08/09-10/13/09
Reported: 11/03/09 17:10

Analytical Report

Analyte	Sample Result	Data Qualifiers	RL	MDL	Units	Dil Fac	Date Analyzed	Lab Tech	Batch	Method
Client ID: TP-29 (0-2) (RSJ0763-06 - Solid) - cont.						**Sampled: 10/12/09 16:00**		**Recvd: 10/13/09 10:05**		
Semivolatile Organics by GC/MS - cont.										
Diethyl phthalate	ND	D10	2100	63	ug/kg dry	10.0	10/15/09 22:38	MKP	9J14034	8270C
Dimethyl phthalate	ND	D10	2100	55	ug/kg dry	10.0	10/15/09 22:38	MKP	9J14034	8270C
Di-n-butyl phthalate	ND	D10	2100	720	ug/kg dry	10.0	10/15/09 22:38	MKP	9J14034	8270C
Di-n-octyl phthalate	ND	D10	2100	49	ug/kg dry	10.0	10/15/09 22:38	MKP	9J14034	8270C
Fluoranthene	**810**	D10,J	2100	30	ug/kg dry	10.0	10/15/09 22:38	MKP	9J14034	8270C
Fluorene	ND	D10	2100	48	ug/kg dry	10.0	10/15/09 22:38	MKP	9J14034	8270C
Hexachlorobenzene	ND	D10	2100	100	ug/kg dry	10.0	10/15/09 22:38	MKP	9J14034	8270C
Hexachlorobutadiene	ND	D10	2100	110	ug/kg dry	10.0	10/15/09 22:38	MKP	9J14034	8270C
Hexachlorocyclopentadiene	ND	D10	2100	630	ug/kg dry	10.0	10/15/09 22:38	MKP	9J14034	8270C
Hexachloroethane	ND	D10	2100	160	ug/kg dry	10.0	10/15/09 22:38	MKP	9J14034	8270C
Indeno(1,2,3-cd)pyrene	**410**	D10,J	2100	58	ug/kg dry	10.0	10/15/09 22:38	MKP	9J14034	8270C
Isophorone	ND	D10	2100	100	ug/kg dry	10.0	10/15/09 22:38	MKP	9J14034	8270C
Naphthalene	ND	D10	2100	35	ug/kg dry	10.0	10/15/09 22:38	MKP	9J14034	8270C
Nitrobenzene	ND	D10	2100	93	ug/kg dry	10.0	10/15/09 22:38	MKP	9J14034	8270C
N-Nitrosodi-n-propylamine	ND	D10	2100	170	ug/kg dry	10.0	10/15/09 22:38	MKP	9J14034	8270C
N-Nitrosodiphenylamine	ND	D10,L	2100	110	ug/kg dry	10.0	10/15/09 22:38	MKP	9J14034	8270C
Pentachlorophenol	ND	D10	4100	720	ug/kg dry	10.0	10/15/09 22:38	MKP	9J14034	8270C
Phenanthrene	**600**	D10,J	2100	44	ug/kg dry	10.0	10/15/09 22:38	MKP	9J14034	8270C
Phenol	ND	D10	2100	220	ug/kg dry	10.0	10/15/09 22:38	MKP	9J14034	8270C
Pyrene	**680**	D10,J	2100	14	ug/kg dry	10.0	10/15/09 22:38	MKP	9J14034	8270C
2,4,6-Tribromophenol	*60 %*	*D10*	*Surr Limits: (39-146%)*				*10/15/09 22:38*	*MKP*	*9J14034*	*8270C*
2-Fluorobiphenyl	*71 %*	*D10*	*Surr Limits: (37-120%)*				*10/15/09 22:38*	*MKP*	*9J14034*	*8270C*
2-Fluorophenol	*57 %*	*D10*	*Surr Limits: (18-120%)*				*10/15/09 22:38*	*MKP*	*9J14034*	*8270C*
Nitrobenzene-d5	*61 %*	*D10*	*Surr Limits: (34-132%)*				*10/15/09 22:38*	*MKP*	*9J14034*	*8270C*
Phenol-d5	*63 %*	*D10*	*Surr Limits: (11-120%)*				*10/15/09 22:38*	*MKP*	*9J14034*	*8270C*
p-Terphenyl-d14	*60 %*	*D10*	*Surr Limits: (58-147%)*				*10/15/09 22:38*	*MKP*	*9J14034*	*8270C*
Total Metals by SW 846 Series Methods										
Aluminum	**6290**		13.2	NR	mg/kg dry	1.00	10/15/09 22:44	DAN	9J13083	6010B
Antimony	ND		19.7	NR	mg/kg dry	1.00	10/15/09 22:44	DAN	9J13083	6010B
Arsenic	**16.1**		2.6	NR	mg/kg dry	1.00	10/15/09 22:44	DAN	9J13083	6010B
Barium	**88.9**		0.658	NR	mg/kg dry	1.00	10/15/09 22:44	DAN	9J13083	6010B
Beryllium	**0.425**		0.263	NR	mg/kg dry	1.00	10/15/09 22:44	DAN	9J13083	6010B
Cadmium	**0.559**		0.263	NR	mg/kg dry	1.00	10/15/09 22:44	DAN	9J13083	6010B
Calcium	**19000**		65.8	NR	mg/kg dry	1.00	10/15/09 22:44	DAN	9J13083	6010B
Chromium	**336**		0.658	NR	mg/kg dry	1.00	10/15/09 22:44	DAN	9J13083	6010B
Cobalt	**15.6**		0.658	NR	mg/kg dry	1.00	10/15/09 22:44	DAN	9J13083	6010B
Copper	**207**		1.3	NR	mg/kg dry	1.00	10/15/09 22:44	DAN	9J13083	6010B
Iron	**81500**	D08	65.8	NR	mg/kg dry	5.00	10/16/09 12:26	AMH	9J13083	6010B
Lead	**481**		1.3	NR	mg/kg dry	1.00	10/15/09 22:44	DAN	9J13083	6010B
Magnesium	**11900**		26.3	NR	mg/kg dry	1.00	10/15/09 22:44	DAN	9J13083	6010B
Manganese	**1620**		0.3	NR	mg/kg dry	1.00	10/15/09 22:44	DAN	9J13083	6010B
Nickel	**193**		6.58	NR	mg/kg dry	1.00	10/15/09 22:44	DAN	9J13083	6010B
Potassium	**1030**		39.5	NR	mg/kg dry	1.00	10/15/09 22:44	DAN	9J13083	6010B
Selenium	ND		5.3	NR	mg/kg dry	1.00	10/15/09 22:44	DAN	9J13083	6010B
Silver	ND		0.658	NR	mg/kg dry	1.00	10/15/09 22:44	DAN	9J13083	6010B
Sodium	ND		184	NR	mg/kg dry	1.00	10/15/09 22:44	DAN	9J13083	6010B

Benchmark Environmental & Engineering Science
2558 Hamburg Turnpike, Suite 300
Lackawanna, NY 14218

SDG Number: RSJ0707

Project: Benchmark - Globe site
Project Number: TURN

Received: 10/08/09-10/13/09
Reported: 11/03/09 17:10

Analytical Report

Analyte	Sample Result	Data Qualifiers	RL	MDL	Units	Dil Fac	Date Analyzed	Lab Tech	Batch	Method
Client ID: TP-29 (0-2) (RSJ0763-06 - Solid) - cont.						**Sampled: 10/12/09 16:00**		**Recvd: 10/13/09 10:05**		
Total Metals by SW 846 Series Methods - cont.										
Thallium	**8.4**		7.9	NR	mg/kg dry	1.00	10/15/09 22:44	DAN	9J13083	6010B
Vanadium	**21.7**		0.658	NR	mg/kg dry	1.00	10/15/09 22:44	DAN	9J13083	6010B
Zinc	**330**		2.6	NR	mg/kg dry	1.00	10/15/09 22:44	DAN	9J13083	6010B
Mercury	**0.0636**		0.0249	NR	mg/kg dry	1.00	10/15/09 18:56	MXM	9J14080	7471A
General Chemistry Parameters										
Percent Solids	**79**		0.010	NR	%	1.00	10/14/09 13:29	JRR	9J14027	Dry Weight

Benchmark Environmental & Engineering Science
2558 Hamburg Turnpike, Suite 300
Lackawanna, NY 14218

SDG Number: RSJ0707

Project: Benchmark - Globe site
Project Number: TURN

Received: 10/08/09-10/13/09
Reported: 11/03/09 17:10

SAMPLE EXTRACTION DATA

Parameter	Batch	Lab Number	Wt/Vol Extracte	Units	Extract Volume	Units	Date Prepared	Lab Tech	Extraction Method
General Chemistry Parameters									
Dry Weight	9J13041	RSJ0707-01	10.00	g	10.00	g	10/13/09 11:17	JRR	Dry Weight
Dry Weight	9J13041	RSJ0707-02	10.00	g	10.00	g	10/13/09 11:17	JRR	Dry Weight
Dry Weight	9J13041	RSJ0707-03	10.00	g	10.00	g	10/13/09 11:17	JRR	Dry Weight
Dry Weight	9J13041	RSJ0707-04	10.00	g	10.00	g	10/13/09 11:17	JRR	Dry Weight
Dry Weight	9J13041	RSJ0707-05	10.00	g	10.00	g	10/13/09 11:17	JRR	Dry Weight
Dry Weight	9J13041	RSJ0707-06	10.00	g	10.00	g	10/13/09 11:17	JRR	Dry Weight
Polychlorinated Biphenyls by EPA Method 8082									
8082	9J13046	RSJ0707-02	30.14	g	10.00	mL	10/13/09 16:00	LTT	3550B GC
8082	9J13046	RSJ0707-06	30.15	g	10.00	mL	10/13/09 16:00	LTT	3550B GC
8082	9J13046	RSJ0707-01	30.28	g	10.00	mL	10/13/09 16:00	LTT	3550B GC
8082	9J13046	RSJ0707-04	30.31	g	10.00	mL	10/13/09 16:00	LTT	3550B GC
8082	9J13046	RSJ0707-03	30.61	g	10.00	mL	10/13/09 16:00	LTT	3550B GC
8082	9J13046	RSJ0707-05	30.71	g	10.00	mL	10/13/09 16:00	LTT	3550B GC
Semivolatile Organics by GC/MS									
8270C	9J13045	RSJ0707-06	30.19	g	1.00	mL	10/13/09 16:00	LTT	3550B MB
8270C	9J13045	RSJ0707-04	30.22	g	1.00	mL	10/13/09 16:00	LTT	3550B MB
8270C	9J13045	RSJ0707-05	30.40	g	1.00	mL	10/13/09 16:00	LTT	3550B MB
8270C	9J13045	RSJ0707-01	30.48	g	1.00	mL	10/13/09 16:00	LTT	3550B MB
8270C	9J13045	RSJ0707-02	30.62	g	1.00	mL	10/13/09 16:00	LTT	3550B MB
8270C	9J13045	RSJ0707-03	30.67	g	1.00	mL	10/13/09 16:00	LTT	3550B MB
Total Metals by SW 846 Series Methods									
6010B	9J13012	RSJ0707-03	0.46	g	50.00	mL	10/13/09 15:30	KCW	3050B
6010B	9J13012	RSJ0707-02	0.46	g	50.00	mL	10/13/09 15:30	KCW	3050B
6010B	9J13012	RSJ0707-01	0.47	g	50.00	mL	10/13/09 15:30	KCW	3050B
6010B	9J13012	RSJ0707-06	0.52	g	50.00	mL	10/13/09 15:30	KCW	3050B
6010B	9J13012	RSJ0707-04	0.53	g	50.00	mL	10/13/09 15:30	KCW	3050B
6010B	9J13012	RSJ0707-05	0.55	g	50.00	mL	10/13/09 15:30	KCW	3050B
7471A	9J13028	RSJ0707-04	0.58	g	50.00	mL	10/14/09 15:00	MXM	7471A_
7471A	9J13028	RSJ0707-03	0.59	g	50.00	mL	10/14/09 15:00	MXM	7471A_
7471A	9J13028	RSJ0707-01	0.62	g	50.00	mL	10/14/09 15:00	MXM	7471A_
7471A	9J13028	RSJ0707-06	0.62	g	50.00	mL	10/14/09 15:00	MXM	7471A_
7471A	9J13028	RSJ0707-02	0.63	g	50.00	mL	10/14/09 15:00	MXM	7471A_
7471A	9J13028	RSJ0707-05	0.63	g	50.00	mL	10/14/09 15:00	MXM	7471A_

SAMPLE EXTRACTION DATA

Parameter	Batch	Lab Number	Wt/Vol Extracte	Units	Extract Volume	Units	Date Prepared	Lab Tech	Extraction Method

Benchmark Environmental & Engineering Science
2558 Hamburg Turnpike, Suite 300
Lackawanna, NY 14218

SDG Number: RSJ0707

Project: Benchmark - Globe site
Project Number: TURN

Received: 10/08/09-10/13/09
Reported: 11/03/09 17:10

SAMPLE EXTRACTION DATA

Parameter	Batch	Lab Number	Wt/Vol Extracte	Units	Extract Volume	Units	Date Prepared	Lab Tech	Extraction Method
General Chemistry Parameters									
Dry Weight	9J13041	RSJ0709-01	10.00	g	10.00	g	10/13/09 11:17	JRR	Dry Weight
Dry Weight	9J13041	RSJ0709-02	10.00	g	10.00	g	10/13/09 11:17	JRR	Dry Weight
Dry Weight	9J13041	RSJ0709-03	10.00	g	10.00	g	10/13/09 11:17	JRR	Dry Weight
Dry Weight	9J13041	RSJ0709-04	10.00	g	10.00	g	10/13/09 11:17	JRR	Dry Weight
Dry Weight	9J13041	RSJ0709-07	10.00	g	10.00	g	10/13/09 11:17	JRR	Dry Weight
Dry Weight	9J13041	RSJ0709-08	10.00	g	10.00	g	10/13/09 11:17	JRR	Dry Weight
Herbicides									
8151A	9J13049	RSJ0709-03	30.49	g	10.00	mL	10/13/09 15:30	CXM	8151A Solid Prep
8151A	9J13049	RSJ0709-08	30.79	g	10.00	mL	10/13/09 15:30	CXM	8151A Solid Prep
Organochlorine Pesticides by EPA Method 8081A									
8081A	9J13048	RSJ0709-08	30.15	g	10.00	mL	10/13/09 16:00	LTT	3550B GC
8081A	9J13048	RSJ0709-03	30.17	g	10.00	mL	10/13/09 16:00	LTT	3550B GC
Polychlorinated Biphenyls by EPA Method 8082									
8082	9J13046	RSJ0709-08	30.15	g	10.00	mL	10/13/09 16:00	LTT	3550B GC
8082	9J13046	RSJ0709-03	30.17	g	10.00	mL	10/13/09 16:00	LTT	3550B GC
8082	9J13046	RSJ0709-04	30.39	g	10.00	mL	10/13/09 16:00	LTT	3550B GC
Semivolatile Organics by GC/MS									
8270C	9J13045	RSJ0709-02	30.33	g	1.00	mL	10/13/09 16:00	LTT	3550B MB
8270C	9J13045	RSJ0709-04	30.34	g	1.00	mL	10/13/09 16:00	LTT	3550B MB
8270C	9J13045	RSJ0709-03	30.38	g	1.00	mL	10/13/09 16:00	LTT	3550B MB
8270C	9J13045	RSJ0709-01	30.52	g	1.00	mL	10/13/09 16:00	LTT	3550B MB
8270C	9J13045	RSJ0709-07	30.88	g	1.00	mL	10/13/09 16:00	LTT	3550B MB
Total Metals by SW 846 Series Methods									
6010B	9J13012	RSJ0709-03	0.48	g	50.00	mL	10/13/09 15:30	KCW	3050B
6010B	9J13012	RSJ0709-01	0.50	g	50.00	mL	10/13/09 15:30	KCW	3050B
6010B	9J13012	RSJ0709-07	0.51	g	50.00	mL	10/13/09 15:30	KCW	3050B
6010B	9J13012	RSJ0709-02	0.52	g	50.00	mL	10/13/09 15:30	KCW	3050B
6010B	9J13012	RSJ0709-04	0.54	g	50.00	mL	10/13/09 15:30	KCW	3050B
7471A	9J13028	RSJ0709-07	0.57	g	50.00	mL	10/14/09 15:00	MXM	7471A_
7471A	9J13028	RSJ0709-01	0.57	g	50.00	mL	10/14/09 15:00	MXM	7471A_
7471A	9J13028	RSJ0709-04	0.58	g	50.00	mL	10/14/09 15:00	MXM	7471A_
7471A	9J13028	RSJ0709-03	0.59	g	50.00	mL	10/14/09 15:00	MXM	7471A_
7471A	9J13028	RSJ0709-02	0.61	g	50.00	mL	10/14/09 15:00	MXM	7471A_

SAMPLE EXTRACTION DATA

Parameter	Batch	Lab Number	Wt/Vol Extracte	Units	Extract Volume	Units	Date Prepared	Lab Tech	Extraction Method
General Chemistry Parameters									

Benchmark Environmental & Engineering Science
2558 Hamburg Turnpike, Suite 300
Lackawanna, NY 14218

SDG Number: RSJ0707

Project: Benchmark - Globe site
Project Number: TURN

Received: 10/08/09-10/13/09
Reported: 11/03/09 17:10

SAMPLE EXTRACTION DATA

Parameter	Batch	Lab Number	Wt/Vol Extracte	Units	Extract Volume	Units	Date Prepared	Lab Tech	Extraction Method
Dry Weight	9J13041	RSJ0710-01	10.00	g	10.00	g	10/13/09 11:17	JRR	Dry Weight
Semivolatile Organics by GC/MS									
8270C	9J13045	RSJ0710-01	30.37	g	1.00	mL	10/13/09 16:00	LTT	3550B MB
Total Metals by SW 846 Series Methods									
6010B	9J13012	RSJ0710-01	0.49	g	50.00	mL	10/13/09 15:30	KCW	3050B
7471A	9J13026	RSJ0710-01	0.64	g	50.00	mL	10/13/09 14:00	MXM	7471A_
Volatile Organic Compounds by EPA 8260B									
8260B	9J13102	RSJ0710-01	5.24	g	5.00	mL	10/13/09 17:47	CDC	5030B MS

SAMPLE EXTRACTION DATA

Parameter	Batch	Lab Number	Wt/Vol Extracte	Units	Extract Volume	Units	Date Prepared	Lab Tech	Extraction Method
General Chemistry Parameters									
Dry Weight	9J12049	RSJ0731-01	10.00	g	10.00	g	10/12/09 10:54	SMS	Dry Weight
Dry Weight	9J12049	RSJ0731-02	10.00	g	10.00	g	10/12/09 10:54	SMS	Dry Weight
Semivolatile Organics by GC/MS									
8270C	9J10011	RSJ0731-01	30.17	g	1.00	mL	10/12/09 08:30	CXM	3550B MB
8270C	9J10011	RSJ0731-02	30.17	g	1.00	mL	10/12/09 08:30	CXM	3550B MB
Total Metals by SW 846 Series Methods									
6010B	9J12051	RSJ0731-02	0.52	g	50.00	mL	10/12/09 01:00	KCW	3050B
6010B	9J12051	RSJ0731-01	0.52	g	50.00	mL	10/12/09 01:00	KCW	3050B
7471A	9J13028	RSJ0731-01	0.59	g	50.00	mL	10/14/09 15:00	MXM	7471A_
7471A	9J13028	RSJ0731-02	0.66	g	50.00	mL	10/14/09 15:00	MXM	7471A_

SAMPLE EXTRACTION DATA

Parameter	Batch	Lab Number	Wt/Vol Extracte	Units	Extract Volume	Units	Date Prepared	Lab Tech	Extraction Method
General Chemistry Parameters									
Dry Weight	9J14027	RSJ0763-01	10.00	g	10.00	g	10/14/09 09:49	JRR	Dry Weight
Dry Weight	9J14027	RSJ0763-02	10.00	g	10.00	g	10/14/09 09:49	JRR	Dry Weight
Dry Weight	9J14027	RSJ0763-03	10.00	g	10.00	g	10/14/09 09:49	JRR	Dry Weight
Dry Weight	9J14027	RSJ0763-04	10.00	g	10.00	g	10/14/09 09:49	JRR	Dry Weight
Dry Weight	9J14027	RSJ0763-05	10.00	g	10.00	g	10/14/09 09:49	JRR	Dry Weight
Dry Weight	9J14027	RSJ0763-06	10.00	g	10.00	g	10/14/09 09:49	JRR	Dry Weight
Semivolatile Organics by GC/MS									
8270C	9J14034	RSJ0763-05	30.05	g	1.00	mL	10/14/09 17:00	KMB	3550B MB
8270C	9J14034	RSJ0763-04	30.17	g	1.00	mL	10/14/09 17:00	KMB	3550B MB
8270C	9J14034	RSJ0763-01	30.23	g	1.00	mL	10/14/09 17:00	KMB	3550B MB
8270C	9J14034	RSJ0763-03	30.33	g	1.00	mL	10/14/09 17:00	KMB	3550B MB
8270C	9J14034	RSJ0763-06	30.55	g	1.00	mL	10/14/09 17:00	KMB	3550B MB

Benchmark Environmental & Engineering Science
2558 Hamburg Turnpike, Suite 300
Lackawanna, NY 14218

SDG Number: RSJ0707

Project: Benchmark - Globe site
Project Number: TURN

Received: 10/08/09-10/13/09
Reported: 11/03/09 17:10

SAMPLE EXTRACTION DATA

Parameter	Batch	Lab Number	Wt/Vol Extracte	Units	Extract Volume	Units	Date Prepared	Lab Tech	Extraction Method
8270C	9J14034	RSJ0763-02	30.72	g	1.00	mL	10/14/09 17:00	KMB	3550B MB
Total Metals by SW 846 Series Methods									
6010B	9J13083	RSJ0763-05	0.48	g	50.00	mL	10/14/09 13:30	KCW	3050B
6010B	9J13083	RSJ0763-06	0.48	g	50.00	mL	10/14/09 13:30	KCW	3050B
6010B	9J13083	RSJ0763-04	0.49	g	50.00	mL	10/14/09 13:30	KCW	3050B
6010B	9J13083	RSJ0763-01	0.49	g	50.00	mL	10/14/09 13:30	KCW	3050B
6010B	9J13083	RSJ0763-02	0.50	g	50.00	mL	10/14/09 13:30	KCW	3050B
6010B	9J13083	RSJ0763-03	0.55	g	50.00	mL	10/14/09 13:30	KCW	3050B
7471A	9J14080	RSJ0763-05	0.57	g	50.00	mL	10/15/09 15:00	MXM	7471A_
7471A	9J14080	RSJ0763-04	0.59	g	50.00	mL	10/15/09 15:00	MXM	7471A_
7471A	9J14080	RSJ0763-01	0.59	g	50.00	mL	10/15/09 15:00	MXM	7471A_
7471A	9J14080	RSJ0763-03	0.60	g	50.00	mL	10/15/09 15:00	MXM	7471A_
7471A	9J14080	RSJ0763-06	0.61	g	50.00	mL	10/15/09 15:00	MXM	7471A_
7471A	9J14080	RSJ0763-02	0.62	g	50.00	mL	10/15/09 15:00	MXM	7471A_

Benchmark Environmental & Engineering Science
2558 Hamburg Turnpike, Suite 300
Lackawanna, NY 14218

SDG Number: RSJ0707

Project: Benchmark - Globe site
Project Number: TURN

Received: 10/08/09-10/13/09
Reported: 11/03/09 17:10

LABORATORY QC DATA

Analyte	Source Result	Spike Level	RL	MDL	Units	Result	% REC	% REC Limits	% RPD	RPD Limit	Data Qualifiers
Volatile Organic Compounds by EPA 8260B											
Blank Analyzed: 10/13/09 (Lab Number:9J13102-BLK1, Batch: 9J13102)											
1,1,1-Trichloroethane			5.0	0.36	ug/kg wet	ND					
1,1,2,2-Tetrachloroethane			5.0	0.81	ug/kg wet	ND					
1,1,2-Trichloroethane			5.0	0.25	ug/kg wet	ND					
1,1,2-Trichloro-1,2,2-trifluoroethane			5.0	2.5	ug/kg wet	ND					
1,1-Dichloroethane			5.0	0.25	ug/kg wet	ND					
1,1-Dichloroethene			5.0	0.61	ug/kg wet	ND					
1,2,4-Trichlorobenzene			5.0	0.30	ug/kg wet	ND					
1,2,4-Trimethylbenzene			5.0	0.36	ug/kg wet	ND					
1,2-Dibromo-3-chloropropane			5.0	2.5	ug/kg wet	ND					
1,2-Dibromoethane			5.0	0.19	ug/kg wet	ND					
1,2-Dichlorobenzene			5.0	0.39	ug/kg wet	ND					
1,2-Dichloroethane			5.0	0.25	ug/kg wet	ND					
1,2-Dichloropropane			5.0	2.5	ug/kg wet	ND					
1,3,5-Trimethylbenzene			5.0	0.32	ug/kg wet	ND					
1,3-Dichlorobenzene			5.0	0.26	ug/kg wet	ND					
1,4-Dichlorobenzene			5.0	0.70	ug/kg wet	ND					
2-Butanone			25	1.8	ug/kg wet	ND					
2-Hexanone			25	1.7	ug/kg wet	ND					
p-Cymene			5.0	0.40	ug/kg wet	ND					
4-Methyl-2-pentanone			25	1.6	ug/kg wet	ND					
Acetone			25	1.1	ug/kg wet	ND					
Benzene			5.0	0.24	ug/kg wet	ND					
Bromodichloromethane			5.0	0.26	ug/kg wet	ND					
Bromoform			5.0	2.5	ug/kg wet	ND					
Bromomethane			5.0	1.1	ug/kg wet	ND					
Carbon disulfide			5.0	0.43	ug/kg wet	ND					
Carbon Tetrachloride			5.0	0.48	ug/kg wet	ND					
Chlorobenzene			5.0	0.66	ug/kg wet	ND					
Dibromochloromethane			5.0	0.28	ug/kg wet	ND					
Chloroethane			5.0	2.1	ug/kg wet	ND					
Chloroform			5.0	0.31	ug/kg wet	ND					
Chloromethane			5.0	0.30	ug/kg wet	ND					
cis-1,2-Dichloroethene			5.0	0.25	ug/kg wet	ND					
cis-1,3-Dichloropropene			5.0	0.28	ug/kg wet	ND					
Cyclohexane			5.0	0.23	ug/kg wet	ND					
Dichlorodifluoromethane			5.0	0.41	ug/kg wet	ND					

Benchmark Environmental & Engineering Science
2558 Hamburg Turnpike, Suite 300
Lackawanna, NY 14218

SDG Number: RSJ0707

Project: Benchmark - Globe site
Project Number: TURN

Received: 10/08/09-10/13/09
Reported: 11/03/09 17:10

LABORATORY QC DATA

Analyte	Source Result	Spike Level	RL	MDL	Units	Result	% REC	% REC Limits	% RPD	RPD Limit	Data Qualifiers
Volatile Organic Compounds by EPA 8260B											
Blank Analyzed: 10/13/09 (Lab Number:9J13102-BLK1, Batch: 9J13102)											
Ethylbenzene			5.0	0.34	ug/kg wet	ND					
Isopropylbenzene			5.0	0.75	ug/kg wet	ND					
Methyl Acetate			5.0	0.27	ug/kg wet	ND					
Methyl-t-Butyl Ether (MTBE)			5.0	0.49	ug/kg wet	ND					
Methylcyclohexane			5.0	0.32	ug/kg wet	ND					
Methylene Chloride			5.0	0.99	ug/kg wet	1.3					J
m-Xylene & p-Xylene			10	0.84	ug/kg wet	ND					
n-Butylbenzene			5.0	0.44	ug/kg wet	ND					
n-Propylbenzene			5.0	0.40	ug/kg wet	ND					
o-Xylene			5.0	0.65	ug/kg wet	ND					
sec-Butylbenzene			5.0	0.44	ug/kg wet	ND					
Styrene			5.0	0.25	ug/kg wet	ND					
Tetrachloroethene			5.0	0.67	ug/kg wet	ND					
Toluene			5.0	0.38	ug/kg wet	ND					
trans-1,2-Dichloroethene			5.0	0.52	ug/kg wet	ND					
trans-1,3-Dichloropropene			5.0	0.24	ug/kg wet	ND					
Trichloroethene			5.0	0.34	ug/kg wet	ND					
Trichlorofluoromethane			5.0	0.47	ug/kg wet	ND					
Vinyl chloride			10	0.61	ug/kg wet	ND					
Xylenes, total			10	0.84	ug/kg wet	ND					
Surrogate: 1,2-Dichloroethane-d4					*ug/kg wet*		*93*	*64-126*			
Surrogate: 4-Bromofluorobenzene					*ug/kg wet*		*107*	*72-126*			
Surrogate: Toluene-d8					*ug/kg wet*		*115*	*71-125*			
LCS Analyzed: 10/13/09 (Lab Number:9J13102-BS1, Batch: 9J13102)											
1,1,1,2-Tetrachloroethane			5.0	0.36	ug/kg wet	ND		74-127			
1,1,1-Trichloroethane			5.0	0.36	ug/kg wet	ND		77-121			
1,1,2,2-Tetrachloroethane			5.0	0.81	ug/kg wet	ND		80-120			
1,1,2-Trichloroethane			5.0	0.25	ug/kg wet	ND		78-122			
1,1,2-Trichloro-1,2,2-trifluoroethane			5.0	2.5	ug/kg wet	ND		60-140			
1,1-Dichloroethane			5.0	0.25	ug/kg wet	ND		79-126			
1,1-Dichloroethene		50.0	5.0	0.61	ug/kg wet	57.2	114	65-153			
1,1-Dichloropropene			5.0	0.29	ug/kg wet	ND		72-128			
1,2,3-Trichlorobenzene			5.0	0.53	ug/kg wet	ND		60-120			
1,2,3-Trichloropropane			5.0	0.51	ug/kg wet	ND		73-128			

Benchmark Environmental & Engineering Science
2558 Hamburg Turnpike, Suite 300
Lackawanna, NY 14218

SDG Number: RSJ0707

Project: Benchmark - Globe site
Project Number: TURN

Received: 10/08/09-10/13/09
Reported: 11/03/09 17:10

LABORATORY QC DATA

Analyte	Source Result	Spike Level	RL	MDL	Units	Result	% REC	% REC Limits	% RPD	RPD Limit	Data Qualifiers
Volatile Organic Compounds by EPA 8260B											
LCS Analyzed: 10/13/09 (Lab Number:9J13102-BS1, Batch: 9J13102)											
1,2,4-Trichlorobenzene			5.0	0.30	ug/kg wet	ND		64-120			
1,2,4-Trimethylbenzene			5.0	0.36	ug/kg wet	ND		74-120			
1,2-Dibromo-3-chloroprop ane			5.0	2.5	ug/kg wet	ND		63-124			
1,2-Dibromoethane			5.0	0.19	ug/kg wet	ND		78-120			
1,2-Dichlorobenzene			5.0	0.39	ug/kg wet	ND		75-120			
1,2-Dichloroethane			5.0	0.25	ug/kg wet	ND		77-122			
1,2-Dichloroethene, Total			10	2.6	ug/kg wet	ND		82-120			
1,2-Dichloropropane			5.0	2.5	ug/kg wet	ND		75-124			
1,3,5-Trimethylbenzene			5.0	0.32	ug/kg wet	ND		74-120			
1,3-Dichlorobenzene			5.0	0.26	ug/kg wet	ND		74-120			
1,3-Dichloropropane			5.0	0.30	ug/kg wet	ND		72-127			
1,4-Dichlorobenzene			5.0	0.70	ug/kg wet	ND		73-120			
2-Butanone			25	1.8	ug/kg wet	ND		70-134			
2-Hexanone			25	1.7	ug/kg wet	ND		59-130			
p-Cymene			5.0	0.40	ug/kg wet	ND		74-120			
4-Methyl-2-pentanone			25	1.6	ug/kg wet	ND		65-133			
Acetone			25	1.1	ug/kg wet	ND		61-137			
Acrylonitrile			100	2.1	ug/kg wet	ND		65-134			
Benzene		50.0	5.0	0.24	ug/kg wet	48.1	96	79-127			
Bromochloromethane			5.0	0.36	ug/kg wet	ND		75-134			
Bromodichloromethane			5.0	0.26	ug/kg wet	ND		80-122			
Bromoform			5.0	2.5	ug/kg wet	ND		68-126			
Bromomethane			5.0	1.1	ug/kg wet	ND		37-149			
Carbon disulfide			5.0	0.43	ug/kg wet	ND		64-131			
Carbon Tetrachloride			5.0	0.48	ug/kg wet	ND		75-135			
Chlorobenzene		50.0	5.0	0.66	ug/kg wet	49.8	100	76-124			
Dibromochloromethane			5.0	0.28	ug/kg wet	ND		76-125			
Chloroethane			5.0	2.1	ug/kg wet	ND		69-135			
Chloroform			5.0	0.31	ug/kg wet	ND		80-118			
Chloromethane			5.0	0.30	ug/kg wet	ND		63-127			
cis-1,2-Dichloroethene			5.0	0.25	ug/kg wet	ND		81-117			
cis-1,3-Dichloropropene			5.0	0.28	ug/kg wet	ND		82-120			
Cyclohexane			5.0	0.23	ug/kg wet	2.84		70-130			J
Dibromomethane			5.0	0.52	ug/kg wet	ND		73-130			
Dichlorodifluoromethane			5.0	0.41	ug/kg wet	ND		57-142			
Ethylbenzene			5.0	0.34	ug/kg wet	ND		80-120			
Iodomethane			5.0	0.24	ug/kg wet	ND		59-149			

Benchmark Environmental & Engineering Science
2558 Hamburg Turnpike, Suite 300
Lackawanna, NY 14218

SDG Number: RSJ0707

Project: Benchmark - Globe site
Project Number: TURN

Received: 10/08/09-10/13/09
Reported: 11/03/09 17:10

LABORATORY QC DATA

Analyte	Source Result	Spike Level	RL	MDL	Units	Result	% REC	% REC Limits	% RPD	RPD Limit	Data Qualifiers
Volatile Organic Compounds by EPA 8260B											
LCS Analyzed: 10/13/09 (Lab Number:9J13102-BS1, Batch: 9J13102)											
Isopropylbenzene			5.0	0.75	ug/kg wet	ND		72-120			
Methyl Acetate			5.0	0.27	ug/kg wet	ND		60-140			
Methyl-t-Butyl Ether (MTBE)			5.0	0.49	ug/kg wet	ND		63-125			
Methylcyclohexane			5.0	0.32	ug/kg wet	ND		60-140			
Methylene Chloride			5.0	0.99	ug/kg wet	1.82		61-127			B,J
m-Xylene & p-Xylene			10	0.84	ug/kg wet	ND		70-130			
n-Butylbenzene			5.0	0.44	ug/kg wet	ND		70-120			
n-Propylbenzene			5.0	0.40	ug/kg wet	ND		70-130			
o-Xylene			5.0	0.65	ug/kg wet	ND		70-130			
sec-Butylbenzene			5.0	0.44	ug/kg wet	ND		74-120			
Styrene			5.0	0.25	ug/kg wet	ND		80-120			
tert-Butylbenzene			5.0	0.52	ug/kg wet	ND		73-120			
Tetrachloroethene			5.0	0.67	ug/kg wet	ND		74-122			
Toluene		50.0	5.0	0.38	ug/kg wet	49.5	99	74-128			
trans-1,2-Dichloroethene			5.0	0.52	ug/kg wet	ND		78-126			
trans-1,3-Dichloropropene			5.0	0.24	ug/kg wet	ND		73-123			
trans-1,4-Dichloro-2-butene			25	1.4	ug/kg wet	ND		38-155			
Trichloroethene		50.0	5.0	0.34	ug/kg wet	49.0	98	77-129			
Trichlorofluoromethane			5.0	0.47	ug/kg wet	ND		65-146			
Vinyl acetate			25	1.0	ug/kg wet	ND		53-134			
Vinyl chloride			10	0.61	ug/kg wet	ND		61-133			
Xylenes, total			10	0.84	ug/kg wet	ND		80-120			
Surrogate: 1,2-Dichloroethane-d4					*ug/kg wet*		*95*	*64-126*			
Surrogate: 4-Bromofluorobenzene					*ug/kg wet*		*107*	*72-126*			
Surrogate: Toluene-d8					*ug/kg wet*		*114*	*71-125*			

Benchmark Environmental & Engineering Science
2558 Hamburg Turnpike, Suite 300
Lackawanna, NY 14218

SDG Number: RSJ0707

Project: Benchmark - Globe site
Project Number: TURN

Received: 10/08/09-10/13/09
Reported: 11/03/09 17:10

LABORATORY QC DATA

Analyte	Source Result	Spike Level	RL	MDL	Units	Result	% REC	% REC Limits	% RPD	RPD Limit	Data Qualifiers
Semivolatile Organics by GC/MS											
Blank Analyzed: 10/15/09 (Lab Number:9J10011-BLK1, Batch: 9J10011)											
2,4,5-Trichlorophenol			170	36	ug/kg wet	ND					
2,4,6-Trichlorophenol			170	11	ug/kg wet	ND					
2,4-Dichlorophenol			170	8.7	ug/kg wet	ND					
2,4-Dimethylphenol			170	45	ug/kg wet	ND					
2,4-Dinitrophenol			330	58	ug/kg wet	ND					
2,4-Dinitrotoluene			170	26	ug/kg wet	ND					
2,6-Dinitrotoluene			170	41	ug/kg wet	ND					
2-Chloronaphthalene			170	11	ug/kg wet	ND					
2-Chlorophenol			170	8.5	ug/kg wet	ND					
2-Methylnaphthalene			170	2.0	ug/kg wet	ND					
2-Methylphenol			170	5.1	ug/kg wet	ND					
2-Nitroaniline			330	53	ug/kg wet	ND					
2-Nitrophenol			170	7.6	ug/kg wet	ND					
3,3'-Dichlorobenzidine			170	150	ug/kg wet	ND					
3-Nitroaniline			330	38	ug/kg wet	ND					
4,6-Dinitro-2-methylphenol			330	58	ug/kg wet	ND					
4-Bromophenyl phenyl ether			170	53	ug/kg wet	ND					
4-Chloro-3-methylphenol			170	6.9	ug/kg wet	ND					
4-Chloroaniline			170	49	ug/kg wet	ND					
4-Chlorophenyl phenyl ether			170	3.6	ug/kg wet	ND					
4-Methylphenol			170	9.3	ug/kg wet	ND					
4-Nitroaniline			330	19	ug/kg wet	ND					
4-Nitrophenol			330	40	ug/kg wet	ND					
Acenaphthene			170	2.0	ug/kg wet	ND					
Acenaphthylene			170	1.4	ug/kg wet	ND					
Acetophenone			170	8.5	ug/kg wet	ND					
Anthracene			170	4.3	ug/kg wet	ND					
Atrazine			170	7.4	ug/kg wet	ND					
Benzaldehyde			170	18	ug/kg wet	ND					
Benzo(a)anthracene			170	2.9	ug/kg wet	ND					
Benzo(a)pyrene			170	4.0	ug/kg wet	ND					
Benzo(b)fluoranthene			170	3.2	ug/kg wet	ND					
Benzo(ghi)perylene			170	2.0	ug/kg wet	ND					
Benzo(k)fluoranthene			170	1.8	ug/kg wet	ND					
Biphenyl			170	10	ug/kg wet	ND					

Benchmark Environmental & Engineering Science
2558 Hamburg Turnpike, Suite 300
Lackawanna, NY 14218

SDG Number: RSJ0707

Project: Benchmark - Globe site
Project Number: TURN

Received: 10/08/09-10/13/09
Reported: 11/03/09 17:10

LABORATORY QC DATA

Analyte	Source Result	Spike Level	RL	MDL	Units	Result	% REC	% REC Limits	% RPD	RPD Limit	Data Qualifiers
Semivolatile Organics by GC/MS											
Blank Analyzed: 10/15/09 (Lab Number:9J10011-BLK1, Batch: 9J10011)											
Bis(2-chloroethoxy)methane			170	9.1	ug/kg wet	ND					
Bis(2-chloroethyl)ether			170	14	ug/kg wet	ND					
2,2'-Oxybis(1-Chloropropane)			170	17	ug/kg wet	ND					
Bis(2-ethylhexyl) phthalate			170	54	ug/kg wet	ND					
Butyl benzyl phthalate			170	45	ug/kg wet	ND					
Caprolactam			170	72	ug/kg wet	ND					
Carbazole			170	1.9	ug/kg wet	ND					
Chrysene			170	1.7	ug/kg wet	ND					
Dibenzo(a,h)anthracene			170	2.0	ug/kg wet	ND					
Dibenzofuran			170	1.7	ug/kg wet	ND					
Diethyl phthalate			170	5.0	ug/kg wet	ND					
Dimethyl phthalate			170	4.3	ug/kg wet	ND					
Di-n-butyl phthalate			170	58	ug/kg wet	ND					
Di-n-octyl phthalate			170	3.9	ug/kg wet	ND					
Fluoranthene			170	2.4	ug/kg wet	ND					
Fluorene			170	3.8	ug/kg wet	ND					
Hexachlorobenzene			170	8.3	ug/kg wet	ND					
Hexachlorobutadiene			170	8.5	ug/kg wet	ND					
Hexachlorocyclopentadiene			170	50	ug/kg wet	ND					
Hexachloroethane			170	13	ug/kg wet	ND					
Indeno(1,2,3-cd)pyrene			170	4.6	ug/kg wet	ND					
Isophorone			170	8.3	ug/kg wet	ND					
Naphthalene			170	2.8	ug/kg wet	ND					
Nitrobenzene			170	7.4	ug/kg wet	ND					
N-Nitrosodi-n-propylamine			170	13	ug/kg wet	ND					
N-Nitrosodiphenylamine			170	9.1	ug/kg wet	ND					
Pentachlorophenol			330	57	ug/kg wet	ND					
Phenanthrene			170	3.5	ug/kg wet	ND					
Phenol			170	18	ug/kg wet	ND					
Pyrene			170	1.1	ug/kg wet	ND					
Surrogate: 2,4,6-Tribromophenol					*ug/kg wet*		*111*	*39-146*			
Surrogate: 2-Fluorobiphenyl					*ug/kg wet*		*90*	*37-120*			
Surrogate: 2-Fluorophenol					*ug/kg wet*		*80*	*18-120*			

Benchmark Environmental & Engineering Science
2558 Hamburg Turnpike, Suite 300
Lackawanna, NY 14218

SDG Number: RSJ0707

Project: Benchmark - Globe site
Project Number: TURN

Received: 10/08/09-10/13/09
Reported: 11/03/09 17:10

LABORATORY QC DATA

Analyte	Source Result	Spike Level	RL	MDL	Units	Result	% REC	% REC Limits	% RPD	RPD Limit	Data Qualifiers
Semivolatile Organics by GC/MS											
Blank Analyzed: 10/15/09 (Lab Number:9J10011-BLK1, Batch: 9J10011)											
Surrogate: Nitrobenzene-d5					*ug/kg wet*		*82*	*34-132*			
Surrogate: Phenol-d5					*ug/kg wet*		*86*	*11-120*			
Surrogate: p-Terphenyl-d14					*ug/kg wet*		*93*	*58-147*			
LCS Analyzed: 10/15/09 (Lab Number:9J10011-BS1, Batch: 9J10011)											
2,4,5-Trichlorophenol		3320	170	37	ug/kg wet	3300	99	59-126			
2,4,6-Trichlorophenol		3320	170	11	ug/kg wet	2790	84	59-123			
2,4-Dichlorophenol		3320	170	8.8	ug/kg wet	3270	99	52-120			
2,4-Dimethylphenol		3320	170	45	ug/kg wet	3040	92	36-120			
2,4-Dinitrophenol		3320	330	59	ug/kg wet	904	27	35-146			L5
2,4-Dinitrotoluene		3320	170	26	ug/kg wet	3300	100	55-125			
2,6-Dinitrotoluene		3320	170	41	ug/kg wet	3880	117	66-128			
2-Chloronaphthalene		3320	170	11	ug/kg wet	3240	98	57-120			
2-Chlorophenol		3320	170	8.6	ug/kg wet	2920	88	38-120			
2-Methylnaphthalene		3320	170	2.0	ug/kg wet	3390	102	47-120			
2-Methylphenol		3320	170	5.2	ug/kg wet	3140	95	48-120			
2-Nitroaniline		3320	330	54	ug/kg wet	3630	110	61-130			
2-Nitrophenol		3320	170	7.7	ug/kg wet	3230	97	50-120			
3,3'-Dichlorobenzidine		3320	170	150	ug/kg wet	4490	135	48-126			L5
3-Nitroaniline		3320	330	39	ug/kg wet	3360	101	61-127			
4,6-Dinitro-2-methylphenol		3320	330	58	ug/kg wet	3120	94	49-155			
4-Bromophenyl phenyl ether		3320	170	53	ug/kg wet	3350	101	58-131			
4-Chloro-3-methylphenol		3320	170	6.9	ug/kg wet	3320	100	49-125			
4-Chloroaniline		3320	170	49	ug/kg wet	3160	95	49-120			
4-Chlorophenyl phenyl ether		3320	170	3.6	ug/kg wet	3060	92	63-124			
4-Methylphenol		3320	170	9.4	ug/kg wet	3180	96	50-119			
4-Nitroaniline		3320	330	19	ug/kg wet	3800	115	63-128			
4-Nitrophenol		3320	330	41	ug/kg wet	3350	101	43-137			
Acenaphthene		3320	170	2.0	ug/kg wet	3400	102	53-120			
Acenaphthylene		3320	170	1.4	ug/kg wet	3390	102	58-121			
Acetophenone		3320	170	8.6	ug/kg wet	3080	93	66-120			
Anthracene		3320	170	4.3	ug/kg wet	3460	104	62-129			
Atrazine		3320	170	7.5	ug/kg wet	3620	109	73-133			
Benzaldehyde		3320	170	18	ug/kg wet	3320	100	21-120			
Benzo(a)anthracene		3320	170	2.9	ug/kg wet	3560	107	65-133			
Benzo(a)pyrene		3320	170	4.0	ug/kg wet	3800	115	64-127			

Benchmark Environmental & Engineering Science
2558 Hamburg Turnpike, Suite 300
Lackawanna, NY 14218

SDG Number: RSJ0707

Project: Benchmark - Globe site
Project Number: TURN

Received: 10/08/09-10/13/09
Reported: 11/03/09 17:10

LABORATORY QC DATA

Analyte	Source Result	Spike Level	RL	MDL	Units	Result	% REC	% REC Limits	% RPD	RPD Limit	Data Qualifiers
Semivolatile Organics by GC/MS											
LCS Analyzed: 10/15/09 (Lab Number:9J10011-BS1, Batch: 9J10011)											
Benzo(b)fluoranthene		3320	170	3.3	ug/kg wet	3390	102	64-135			
Benzo(ghi)perylene		3320	170	2.0	ug/kg wet	4290	129	50-152			
Benzo(k)fluoranthene		3320	170	1.8	ug/kg wet	3450	104	58-138			
Biphenyl		3320	170	10	ug/kg wet	3310	100	71-120			
Bis(2-chloroethoxy)methane		3320	170	9.1	ug/kg wet	2350	71	61-133			
Bis(2-chloroethyl)ether		3320	170	15	ug/kg wet	2630	79	45-120			
2,2'-Oxybis(1-Chloropropane)		3320	170	18	ug/kg wet	2580	78	44-120			
Bis(2-ethylhexyl) phthalate		3320	170	54	ug/kg wet	3440	104	61-133			
Butyl benzyl phthalate		3320	170	45	ug/kg wet	3570	107	61-129			
Caprolactam		3320	170	73	ug/kg wet	4030	121	54-133			
Carbazole		3320	170	1.9	ug/kg wet	3520	106	59-129			
Chrysene		3320	170	1.7	ug/kg wet	3600	109	64-131			
Dibenzo(a,h)anthracene		3320	170	2.0	ug/kg wet	4150	125	54-148			
Dibenzofuran		3320	170	1.7	ug/kg wet	3290	99	56-120			
Diethyl phthalate		3320	170	5.1	ug/kg wet	3360	101	66-126			
Dimethyl phthalate		3320	170	4.4	ug/kg wet	3380	102	65-124			
Di-n-butyl phthalate		3320	170	58	ug/kg wet	3430	103	58-130			
Di-n-octyl phthalate		3320	170	3.9	ug/kg wet	3680	111	62-133			
Fluoranthene		3320	170	2.4	ug/kg wet	3510	106	62-131			
Fluorene		3320	170	3.9	ug/kg wet	3450	104	63-126			
Hexachlorobenzene		3320	170	8.3	ug/kg wet	3220	97	60-132			
Hexachlorobutadiene		3320	170	8.6	ug/kg wet	2630	79	45-120			
Hexachlorocyclopentadiene		3320	170	51	ug/kg wet	1980	60	31-120			
Hexachloroethane		3320	170	13	ug/kg wet	2640	79	41-120			
Indeno(1,2,3-cd)pyrene		3320	170	4.6	ug/kg wet	4270	129	56-149			
Isophorone		3320	170	8.4	ug/kg wet	2750	83	56-120			
Naphthalene		3320	170	2.8	ug/kg wet	3040	92	46-120			
Nitrobenzene		3320	170	7.4	ug/kg wet	2810	85	49-120			
N-Nitrosodi-n-propylamine		3320	170	13	ug/kg wet	2820	85	46-120			
N-Nitrosodiphenylamine		3320	170	9.2	ug/kg wet	4310	130	20-119			L5
Pentachlorophenol		3320	330	58	ug/kg wet	2530	76	33-136			
Phenanthrene		3320	170	3.5	ug/kg wet	3560	107	60-130			
Phenol		3320	170	18	ug/kg wet	2640	80	36-120			
Pyrene		3320	170	1.1	ug/kg wet	3420	103	51-133			

Benchmark Environmental & Engineering Science
2558 Hamburg Turnpike, Suite 300
Lackawanna, NY 14218

SDG Number: RSJ0707

Project: Benchmark - Globe site
Project Number: TURN

Received: 10/08/09-10/13/09
Reported: 11/03/09 17:10

LABORATORY QC DATA

Analyte	Source Result	Spike Level	RL	MDL	Units	Result	% REC	% REC Limits	% RPD	RPD Limit	Data Qualifiers
Semivolatile Organics by GC/MS											
LCS Analyzed: 10/15/09 (Lab Number:9J10011-BS1, Batch: 9J10011)											
Surrogate: 2,4,6-Tribromophenol					*ug/kg wet*		*109*	*39-146*			
Surrogate: 2-Fluorobiphenyl					*ug/kg wet*		*95*	*37-120*			
Surrogate: 2-Fluorophenol					*ug/kg wet*		*79*	*18-120*			
Surrogate: Nitrobenzene-d5					*ug/kg wet*		*88*	*34-132*			
Surrogate: Phenol-d5					*ug/kg wet*		*84*	*11-120*			
Surrogate: p-Terphenyl-d14					*ug/kg wet*		*89*	*58-147*			
Semivolatile Organics by GC/MS											
Blank Analyzed: 10/14/09 (Lab Number:9J13045-BLK1, Batch: 9J13045)											
2,4,5-Trichlorophenol			170	36	ug/kg wet	ND					
2,4,6-Trichlorophenol			170	11	ug/kg wet	ND					
2,4-Dichlorophenol			170	8.7	ug/kg wet	ND					
2,4-Dimethylphenol			170	45	ug/kg wet	ND					
2,4-Dinitrophenol			320	58	ug/kg wet	ND					
2,4-Dinitrotoluene			170	26	ug/kg wet	ND					
2,6-Dinitrotoluene			170	40	ug/kg wet	ND					
2-Chloronaphthalene			170	11	ug/kg wet	ND					
2-Chlorophenol			170	8.4	ug/kg wet	ND					
2-Methylnaphthalene			170	2.0	ug/kg wet	ND					
2-Methylphenol			170	5.1	ug/kg wet	ND					
2-Nitroaniline			320	53	ug/kg wet	ND					
2-Nitrophenol			170	7.6	ug/kg wet	ND					
3,3'-Dichlorobenzidine			170	140	ug/kg wet	ND					
3-Nitroaniline			320	38	ug/kg wet	ND					
4,6-Dinitro-2-methylphenol			320	57	ug/kg wet	ND					
4-Bromophenyl phenyl ether			170	53	ug/kg wet	ND					
4-Chloro-3-methylphenol			170	6.8	ug/kg wet	ND					
4-Chloroaniline			170	49	ug/kg wet	ND					
4-Chlorophenyl phenyl ether			170	3.5	ug/kg wet	ND					
4-Methylphenol			170	9.2	ug/kg wet	ND					
4-Nitroaniline			320	18	ug/kg wet	ND					
4-Nitrophenol			320	40	ug/kg wet	ND					
Acenaphthene			170	1.9	ug/kg wet	ND					

Benchmark Environmental & Engineering Science
2558 Hamburg Turnpike, Suite 300
Lackawanna, NY 14218

SDG Number: RSJ0707

Project: Benchmark - Globe site
Project Number: TURN

Received: 10/08/09-10/13/09
Reported: 11/03/09 17:10

LABORATORY QC DATA

Analyte	Source Result	Spike Level	RL	MDL	Units	Result	% REC	% REC Limits	% RPD	RPD Limit	Data Qualifiers
Semivolatile Organics by GC/MS											
Blank Analyzed: 10/14/09 (Lab Number:9J13045-BLK1, Batch: 9J13045)											
Acenaphthylene			170	1.4	ug/kg wet	ND					
Acetophenone			170	8.5	ug/kg wet	ND					
Anthracene			170	4.2	ug/kg wet	ND					
Atrazine			170	7.4	ug/kg wet	ND					
Benzaldehyde			170	18	ug/kg wet	ND					
Benzo(a)anthracene			170	2.9	ug/kg wet	ND					
Benzo(a)pyrene			170	4.0	ug/kg wet	ND					
Benzo(b)fluoranthene			170	3.2	ug/kg wet	ND					
Benzo(ghi)perylene			170	2.0	ug/kg wet	ND					
Benzo(k)fluoranthene			170	1.8	ug/kg wet	ND					
Biphenyl			170	10	ug/kg wet	ND					
Bis(2-chloroethoxy)methane			170	9.0	ug/kg wet	ND					
Bis(2-chloroethyl)ether			170	14	ug/kg wet	ND					
2,2'-Oxybis(1-Chloropropane)			170	17	ug/kg wet	ND					
Bis(2-ethylhexyl) phthalate			170	53	ug/kg wet	ND					
Butyl benzyl phthalate			170	44	ug/kg wet	ND					
Caprolactam			170	71	ug/kg wet	ND					
Carbazole			170	1.9	ug/kg wet	ND					
Chrysene			170	1.7	ug/kg wet	ND					
Dibenzo(a,h)anthracene			170	1.9	ug/kg wet	ND					
Dibenzofuran			170	1.7	ug/kg wet	ND					
Diethyl phthalate			170	5.0	ug/kg wet	ND					
Dimethyl phthalate			170	4.3	ug/kg wet	ND					
Di-n-butyl phthalate			170	57	ug/kg wet	ND					
Di-n-octyl phthalate			170	3.9	ug/kg wet	ND					
Fluoranthene			170	2.4	ug/kg wet	ND					
Fluorene			170	3.8	ug/kg wet	ND					
Hexachlorobenzene			170	8.2	ug/kg wet	ND					
Hexachlorobutadiene			170	8.5	ug/kg wet	ND					
Hexachlorocyclopentadiene			170	50	ug/kg wet	ND					
Hexachloroethane			170	13	ug/kg wet	ND					
Indeno(1,2,3-cd)pyrene			170	4.6	ug/kg wet	ND					
Isophorone			170	8.3	ug/kg wet	ND					
Naphthalene			170	2.8	ug/kg wet	ND					
Nitrobenzene			170	7.3	ug/kg wet	ND					

Benchmark Environmental & Engineering Science
2558 Hamburg Turnpike, Suite 300
Lackawanna, NY 14218

SDG Number: RSJ0707

Project: Benchmark - Globe site
Project Number: TURN

Received: 10/08/09-10/13/09
Reported: 11/03/09 17:10

LABORATORY QC DATA

Analyte	Source Result	Spike Level	RL	MDL	Units	Result	% REC	% REC Limits	% RPD	RPD Limit	Data Qualifiers
Semivolatile Organics by GC/MS											
Blank Analyzed: 10/14/09 (Lab Number:9J13045-BLK1, Batch: 9J13045)											
N-Nitrosodi-n-propylamine			170	13	ug/kg wet	ND					
N-Nitrosodiphenylamine			170	9.0	ug/kg wet	ND					
Pentachlorophenol			320	57	ug/kg wet	ND					
Phenanthrene			170	3.5	ug/kg wet	ND					
Phenol			170	17	ug/kg wet	ND					
Pyrene			170	1.1	ug/kg wet	ND					
Surrogate: 2,4,6-Tribromophenol					*ug/kg wet*		*91*	*39-146*			
Surrogate: 2-Fluorobiphenyl					*ug/kg wet*		*88*	*37-120*			
Surrogate: 2-Fluorophenol					*ug/kg wet*		*74*	*18-120*			
Surrogate: Nitrobenzene-d5					*ug/kg wet*		*81*	*34-132*			
Surrogate: Phenol-d5					*ug/kg wet*		*82*	*11-120*			
Surrogate: p-Terphenyl-d14					*ug/kg wet*		*99*	*58-147*			
LCS Analyzed: 10/14/09 (Lab Number:9J13045-BS1, Batch: 9J13045)											
2,4,5-Trichlorophenol		3300	170	36	ug/kg wet	3450	105	59-126			
2,4,6-Trichlorophenol		3300	170	11	ug/kg wet	3350	102	59-123			
2,4-Dichlorophenol		3300	170	8.8	ug/kg wet	3050	93	52-120			
2,4-Dimethylphenol		3300	170	45	ug/kg wet	2990	91	36-120			
2,4-Dinitrophenol		3300	330	58	ug/kg wet	3200	97	35-146			
2,4-Dinitrotoluene		3300	170	26	ug/kg wet	3480	105	55-125			
2,6-Dinitrotoluene		3300	170	41	ug/kg wet	3900	118	66-128			
2-Chloronaphthalene		3300	170	11	ug/kg wet	3090	94	57-120			
2-Chlorophenol		3300	170	8.5	ug/kg wet	2740	83	38-120			
2-Methylnaphthalene		3300	170	2.0	ug/kg wet	3100	94	47-120			
2-Methylphenol		3300	170	5.1	ug/kg wet	3060	93	48-120			
2-Nitroaniline		3300	330	54	ug/kg wet	3650	111	61-130			
2-Nitrophenol		3300	170	7.6	ug/kg wet	3120	95	50-120			
3,3'-Dichlorobenzidine		3300	170	150	ug/kg wet	4080	124	48-126			
3-Nitroaniline		3300	330	38	ug/kg wet	3430	104	61-127			
4,6-Dinitro-2-methylphenol		3300	330	58	ug/kg wet	4240	128	49-155			
4-Bromophenyl phenyl ether		3300	170	53	ug/kg wet	3400	103	58-131			
4-Chloro-3-methylphenol		3300	170	6.9	ug/kg wet	3310	100	49-125			
4-Chloroaniline		3300	170	49	ug/kg wet	3020	91	49-120			

Benchmark Environmental & Engineering Science
2558 Hamburg Turnpike, Suite 300
Lackawanna, NY 14218

SDG Number: RSJ0707

Project: Benchmark - Globe site
Project Number: TURN

Received: 10/08/09-10/13/09
Reported: 11/03/09 17:10

LABORATORY QC DATA

Analyte	Source Result	Spike Level	RL	MDL	Units	Result	% REC	% REC Limits	% RPD	RPD Limit	Data Qualifiers
Semivolatile Organics by GC/MS											
LCS Analyzed: 10/14/09 (Lab Number:9J13045-BS1, Batch: 9J13045)											
4-Chlorophenyl phenyl ether		3300	170	3.6	ug/kg wet	3150	95	63-124			
4-Methylphenol		3300	170	9.3	ug/kg wet	3140	95	50-119			
4-Nitroaniline		3300	330	19	ug/kg wet	3700	112	63-128			
4-Nitrophenol		3300	330	41	ug/kg wet	3330	101	43-137			
Acenaphthene		3300	170	2.0	ug/kg wet	3440	104	53-120			
Acenaphthylene		3300	170	1.4	ug/kg wet	3380	102	58-121			
Acetophenone		3300	170	8.6	ug/kg wet	3160	96	66-120			
Anthracene		3300	170	4.3	ug/kg wet	3500	106	62-129			
Atrazine		3300	170	7.4	ug/kg wet	3520	107	73-133			
Benzaldehyde		3300	170	18	ug/kg wet	2550	77	21-120			
Benzo(a)anthracene		3300	170	2.9	ug/kg wet	3600	109	65-133			
Benzo(a)pyrene		3300	170	4.0	ug/kg wet	3940	119	64-127			
Benzo(b)fluoranthene		3300	170	3.2	ug/kg wet	3520	107	64-135			
Benzo(ghi)perylene		3300	170	2.0	ug/kg wet	3540	107	50-152			
Benzo(k)fluoranthene		3300	170	1.8	ug/kg wet	3760	114	58-138			
Biphenyl		3300	170	10	ug/kg wet	3160	96	71-120			
Bis(2-chloroethoxy)methane		3300	170	9.1	ug/kg wet	2270	69	61-133			
Bis(2-chloroethyl)ether		3300	170	14	ug/kg wet	2570	78	45-120			
2,2'-Oxybis(1-Chloropropane)		3300	170	17	ug/kg wet	2520	77	44-120			
Bis(2-ethylhexyl) phthalate		3300	170	54	ug/kg wet	3480	106	61-133			
Butyl benzyl phthalate		3300	170	45	ug/kg wet	3660	111	61-129			
Caprolactam		3300	170	72	ug/kg wet	3830	116	54-133			
Carbazole		3300	170	1.9	ug/kg wet	3500	106	59-129			
Chrysene		3300	170	1.7	ug/kg wet	3750	114	64-131			
Dibenzo(a,h)anthracene		3300	170	2.0	ug/kg wet	3560	108	54-148			
Dibenzofuran		3300	170	1.7	ug/kg wet	3310	100	56-120			
Diethyl phthalate		3300	170	5.0	ug/kg wet	3410	103	66-126			
Dimethyl phthalate		3300	170	4.4	ug/kg wet	3440	104	65-124			
Di-n-butyl phthalate		3300	170	58	ug/kg wet	3410	103	58-130			
Di-n-octyl phthalate		3300	170	3.9	ug/kg wet	3580	108	62-133			
Fluoranthene		3300	170	2.4	ug/kg wet	3510	106	62-131			
Fluorene		3300	170	3.9	ug/kg wet	3500	106	63-126			
Hexachlorobenzene		3300	170	8.3	ug/kg wet	3350	101	60-132			
Hexachlorobutadiene		3300	170	8.6	ug/kg wet	2470	75	45-120			
Hexachlorocyclopentadiene		3300	170	51	ug/kg wet	2740	83	31-120			

Benchmark Environmental & Engineering Science
2558 Hamburg Turnpike, Suite 300
Lackawanna, NY 14218

SDG Number: RSJ0707

Project: Benchmark - Globe site
Project Number: TURN

Received: 10/08/09-10/13/09
Reported: 11/03/09 17:10

LABORATORY QC DATA

Analyte	Source Result	Spike Level	RL	MDL	Units	Result	% REC	% REC Limits	% RPD	RPD Limit	Data Qualifiers
Semivolatile Organics by GC/MS											
LCS Analyzed: 10/14/09 (Lab Number:9J13045-BS1, Batch: 9J13045)											
Hexachloroethane		3300	170	13	ug/kg wet	2470	75	41-120			
Indeno(1,2,3-cd)pyrene		3300	170	4.6	ug/kg wet	3660	111	56-149			
Isophorone		3300	170	8.4	ug/kg wet	2730	83	56-120			
Naphthalene		3300	170	2.8	ug/kg wet	2950	89	46-120			
Nitrobenzene		3300	170	7.4	ug/kg wet	2780	84	49-120			
N-Nitrosodi-n-propylamine		3300	170	13	ug/kg wet	2890	87	46-120			
N-Nitrosodiphenylamine		3300	170	9.1	ug/kg wet	4400	133	20-119			L1
Pentachlorophenol		3300	330	57	ug/kg wet	3020	92	33-136			
Phenanthrene		3300	170	3.5	ug/kg wet	3580	109	60-130			
Phenol		3300	170	18	ug/kg wet	2810	85	36-120			
Pyrene		3300	170	1.1	ug/kg wet	3610	109	51-133			
Surrogate: 2,4,6-Tribromophenol					*ug/kg wet*		*111*	*39-146*			
Surrogate: 2-Fluorobiphenyl					*ug/kg wet*		*93*	*37-120*			
Surrogate: 2-Fluorophenol					*ug/kg wet*		*73*	*18-120*			
Surrogate: Nitrobenzene-d5					*ug/kg wet*		*87*	*34-132*			
Surrogate: Phenol-d5					*ug/kg wet*		*83*	*11-120*			
Surrogate: p-Terphenyl-d14					*ug/kg wet*		*94*	*58-147*			
Matrix Spike Analyzed: 10/14/09 (Lab Number:9J13045-MS1, Batch: 9J13045)											
QC Source Sample: RSJ0709-04											
2,4,5-Trichlorophenol	ND	3710	3800	820	ug/kg dry	4710	127	59-126			D12,M14
2,4,6-Trichlorophenol	ND	3710	3800	250	ug/kg dry	2710	73	59-123			D12,J
2,4-Dichlorophenol	ND	3710	3800	200	ug/kg dry	2810	76	52-120			D12,J
2,4-Dimethylphenol	ND	3710	3800	1000	ug/kg dry	3020	82	36-120			D12,J
2,4-Dinitrophenol	ND	3710	7300	1300	ug/kg dry	ND		35-146			D12,M8
2,4-Dinitrotoluene	ND	3710	3800	580	ug/kg dry	5570	150	55-125			D12,M7
2,6-Dinitrotoluene	ND	3710	3800	920	ug/kg dry	3220	87	66-128			D12,J
2-Chloronaphthalene	ND	3710	3800	250	ug/kg dry	3280	89	57-120			D12,J
2-Chlorophenol	ND	3710	3800	190	ug/kg dry	2740	74	38-120			D12,J
2-Methylnaphthalene	ND	3710	3800	45	ug/kg dry	3280	89	47-120			D12,J
2-Methylphenol	ND	3710	3800	120	ug/kg dry	3260	88	48-120			D12,J
2-Nitroaniline	ND	3710	7300	1200	ug/kg dry	2680	72	61-130			D12,J
2-Nitrophenol	ND	3710	3800	170	ug/kg dry	2600	70	50-120			D12,J
3,3'-Dichlorobenzidine	ND	3710	3800	3300	ug/kg dry	3770	102	48-126			D12,J
3-Nitroaniline	ND	3710	7300	860	ug/kg dry	4080	110	61-127			D12,J

Benchmark Environmental & Engineering Science
2558 Hamburg Turnpike, Suite 300
Lackawanna, NY 14218

SDG Number: RSJ0707

Project: Benchmark - Globe site
Project Number: TURN

Received: 10/08/09-10/13/09
Reported: 11/03/09 17:10

LABORATORY QC DATA

Analyte	Source Result	Spike Level	RL	MDL	Units	Result	% REC	% REC Limits	% RPD	RPD Limit	Data Qualifiers
Semivolatile Organics by GC/MS											
Matrix Spike Analyzed: 10/14/09 (Lab Number:9J13045-MS1, Batch: 9J13045)											
QC Source Sample: RSJ0709-04											
4,6-Dinitro-2-methylphenol	ND	3710	7300	1300	ug/kg dry	7490	202	49-155			D12,M7
4-Bromophenyl phenyl ether	ND	3710	3800	1200	ug/kg dry	3410	92	58-131			D12,J
4-Chloro-3-methylphenol	ND	3710	3800	150	ug/kg dry	2990	81	49-125			D12,J
4-Chloroaniline	ND	3710	3800	1100	ug/kg dry	3120	84	49-120			D12,J
4-Chlorophenyl phenyl ether	ND	3710	3800	80	ug/kg dry	3190	86	63-124			D12,J
4-Methylphenol	ND	3710	3800	210	ug/kg dry	3360	91	50-119			D12,J
4-Nitroaniline	ND	3710	7300	420	ug/kg dry	2650	71	63-128			D12,J
4-Nitrophenol	ND	3710	7300	910	ug/kg dry	7320	197	43-137			D12,M7,J
Acenaphthene	ND	3710	3800	44	ug/kg dry	3540	96	53-120			D12,J
Acenaphthylene	ND	3710	3800	31	ug/kg dry	3360	91	58-121			D12,J
Acetophenone	ND	3710	3800	190	ug/kg dry	3360	91	66-120			D12,J
Anthracene	ND	3710	3800	96	ug/kg dry	3370	91	62-129			D12,J
Atrazine	ND	3710	3800	170	ug/kg dry	2930	79	73-133			D12,J
Benzaldehyde	ND	3710	3800	410	ug/kg dry	3620	98	21-120			D12,J
Benzo(a)anthracene	537	3710	3800	65	ug/kg dry	4080	96	65-133			D12
Benzo(a)pyrene	611	3710	3800	90	ug/kg dry	3990	91	64-127			D12
Benzo(b)fluoranthene	447	3710	3800	73	ug/kg dry	3560	84	64-135			D12,J
Benzo(ghi)perylene	ND	3710	3800	45	ug/kg dry	3720	100	50-152			D12,J
Benzo(k)fluoranthene	470	3710	3800	41	ug/kg dry	3890	92	58-138			D12
Biphenyl	ND	3710	3800	230	ug/kg dry	3300	89	71-120			D12,J
Bis(2-chloroethoxy)methane	ND	3710	3800	200	ug/kg dry	2400	65	61-133			D12,J
Bis(2-chloroethyl)ether	ND	3710	3800	320	ug/kg dry	2940	79	45-120			D12,J
2,2'-Oxybis(1-Chloropropane)	ND	3710	3800	390	ug/kg dry	2660	72	44-120			D12,J
Bis(2-ethylhexyl) phthalate	ND	3710	3800	1200	ug/kg dry	3160	85	61-133			D12,J
Butyl benzyl phthalate	ND	3710	3800	1000	ug/kg dry	2940	79	61-129			D12,J
Caprolactam	ND	3710	3800	1600	ug/kg dry	ND		54-133			D12,M8
Carbazole	ND	3710	3800	43	ug/kg dry	3730	101	59-129			D12,J
Chrysene	574	3710	3800	38	ug/kg dry	4140	96	64-131			D12
Dibenzo(a,h)anthracene	ND	3710	3800	44	ug/kg dry	2950	80	54-148			D12,J
Dibenzofuran	ND	3710	3800	39	ug/kg dry	3340	90	56-120			D12,J
Diethyl phthalate	ND	3710	3800	110	ug/kg dry	3130	84	66-126			D12,J
Dimethyl phthalate	ND	3710	3800	98	ug/kg dry	3190	86	65-124			D12,J
Di-n-butyl phthalate	ND	3710	3800	1300	ug/kg dry	3180	86	58-130			D12,J

Benchmark Environmental & Engineering Science
2558 Hamburg Turnpike, Suite 300
Lackawanna, NY 14218

SDG Number: RSJ0707

Project: Benchmark - Globe site
Project Number: TURN

Received: 10/08/09-10/13/09
Reported: 11/03/09 17:10

LABORATORY QC DATA

Analyte	Source Result	Spike Level	RL	MDL	Units	Result	% REC	% REC Limits	% RPD	RPD Limit	Data Qualifiers
Semivolatile Organics by GC/MS											
Matrix Spike Analyzed: 10/14/09 (Lab Number:9J13045-MS1, Batch: 9J13045)											
QC Source Sample: RSJ0709-04											
Di-n-octyl phthalate	ND	3710	3800	88	ug/kg dry	2940	79	62-133			D12,J
Fluoranthene	835	3710	3800	54	ug/kg dry	4080	87	62-131			D12
Fluorene	ND	3710	3800	86	ug/kg dry	3390	91	63-126			D12,J
Hexachlorobenzene	ND	3710	3800	190	ug/kg dry	3460	93	60-132			D12,J
Hexachlorobutadiene	ND	3710	3800	190	ug/kg dry	2860	77	45-120			D12,J
Hexachlorocyclopentadiene	ND	3710	3800	1100	ug/kg dry	2400	65	31-120			D12,J
Hexachloroethane	ND	3710	3800	290	ug/kg dry	2910	78	41-120			D12,J
Indeno(1,2,3-cd)pyrene	283	3710	3800	100	ug/kg dry	3170	78	56-149			D12,J
Isophorone	ND	3710	3800	190	ug/kg dry	2720	73	56-120			D12,J
Naphthalene	ND	3710	3800	62	ug/kg dry	3120	84	46-120			D12,J
Nitrobenzene	ND	3710	3800	170	ug/kg dry	2680	72	49-120			D12,J
N-Nitrosodi-n-propylamine	ND	3710	3800	300	ug/kg dry	2650	72	46-120			D12,J
N-Nitrosodiphenylamine	ND	3710	3800	210	ug/kg dry	4310	116	20-119			D12,L1
Pentachlorophenol	ND	3710	7300	1300	ug/kg dry	ND		33-136			D12,M8
Phenanthrene	514	3710	3800	79	ug/kg dry	4020	95	60-130			D12
Phenol	ND	3710	3800	400	ug/kg dry	2940	79	36-120			D12,J
Pyrene	760	3710	3800	24	ug/kg dry	4180	92	51-133			D12
Surrogate: 2,4,6-Tribromophenol					*ug/kg dry*		*126*	*39-146*			*D12*
Surrogate: 2-Fluorobiphenyl					*ug/kg dry*		*87*	*37-120*			*D12*
Surrogate: 2-Fluorophenol					*ug/kg dry*		*64*	*18-120*			*D12*
Surrogate: Nitrobenzene-d5					*ug/kg dry*		*76*	*34-132*			*D12*
Surrogate: Phenol-d5					*ug/kg dry*		*76*	*11-120*			*D12*
Surrogate: p-Terphenyl-d14					*ug/kg dry*		*83*	*58-147*			*D12*
Matrix Spike Dup Analyzed: 10/14/09 (Lab Number:9J13045-MSD1, Batch: 9J13045)											
QC Source Sample: RSJ0709-04											
2,4,5-Trichlorophenol	ND	3750	3800	830	ug/kg dry	4690	125	59-126	0.6	18	D12
2,4,6-Trichlorophenol	ND	3750	3800	250	ug/kg dry	2620	70	59-123	4	19	D12,J
2,4-Dichlorophenol	ND	3750	3800	200	ug/kg dry	2770	74	52-120	2	19	D12,J
2,4-Dimethylphenol	ND	3750	3800	1000	ug/kg dry	2460	66	36-120	21	42	D12,J
2,4-Dinitrophenol	ND	3750	7400	1300	ug/kg dry	ND		35-146		22	D12,M8
2,4-Dinitrotoluene	ND	3750	3800	590	ug/kg dry	5450	145	55-125	2	20	D12,M7
2,6-Dinitrotoluene	ND	3750	3800	930	ug/kg dry	3010	80	66-128	7	15	D12,J
2-Chloronaphthalene	ND	3750	3800	250	ug/kg dry	3050	81	57-120	7	21	D12,J

Benchmark Environmental & Engineering Science
2558 Hamburg Turnpike, Suite 300
Lackawanna, NY 14218

SDG Number: RSJ0707

Project: Benchmark - Globe site
Project Number: TURN

Received: 10/08/09-10/13/09
Reported: 11/03/09 17:10

LABORATORY QC DATA

Analyte	Source Result	Spike Level	RL	MDL	Units	Result	% REC	% REC Limits	% RPD	RPD Limit	Data Qualifiers
Semivolatile Organics by GC/MS											
Matrix Spike Dup Analyzed: 10/14/09 (Lab Number:9J13045-MSD1, Batch: 9J13045)											
QC Source Sample: RSJ0709-04											
2-Chlorophenol	ND	3750	3800	190	ug/kg dry	2570	69	38-120	6	25	D12,J
2-Methylnaphthalene	ND	3750	3800	46	ug/kg dry	3100	83	47-120	6	21	D12,J
2-Methylphenol	ND	3750	3800	120	ug/kg dry	3040	81	48-120	7	27	D12,J
2-Nitroaniline	ND	3750	7400	1200	ug/kg dry	2620	70	61-130	2	15	D12,J
2-Nitrophenol	ND	3750	3800	170	ug/kg dry	2590	69	50-120	0.3	18	D12,J
3,3'-Dichlorobenzidine	ND	3750	3800	3300	ug/kg dry	3850	103	48-126	2	25	D12
3-Nitroaniline	ND	3750	7400	870	ug/kg dry	3850	103	61-127	6	19	D12,J
4,6-Dinitro-2-methylphenol	ND	3750	7400	1300	ug/kg dry	7610	203	49-155	2	15	D12,M7
4-Bromophenyl phenyl ether	ND	3750	3800	1200	ug/kg dry	3260	87	58-131	4	15	D12,J
4-Chloro-3-methylphenol	ND	3750	3800	160	ug/kg dry	2920	78	49-125	3	27	D12,J
4-Chloroaniline	ND	3750	3800	1100	ug/kg dry	3040	81	49-120	3	22	D12,J
4-Chlorophenyl phenyl ether	ND	3750	3800	81	ug/kg dry	2960	79	63-124	7	16	D12,J
4-Methylphenol	ND	3750	3800	210	ug/kg dry	2840	76	50-119	17	24	D12,J
4-Nitroaniline	ND	3750	7400	420	ug/kg dry	2690	72	63-128	2	24	D12,J
4-Nitrophenol	ND	3750	7400	920	ug/kg dry	7420	198	43-137	1	25	D12,M7,J
Acenaphthene	ND	3750	3800	45	ug/kg dry	3360	90	53-120	5	35	D12,J
Acenaphthylene	ND	3750	3800	31	ug/kg dry	3140	84	58-121	7	18	D12,J
Acetophenone	ND	3750	3800	190	ug/kg dry	3030	81	66-120	10	20	D12,J
Anthracene	ND	3750	3800	97	ug/kg dry	3580	95	62-129	6	15	D12,J
Atrazine	ND	3750	3800	170	ug/kg dry	2970	79	73-133	1	20	D12,J
Benzaldehyde	ND	3750	3800	420	ug/kg dry	3070	82	21-120	16	20	D12,J
Benzo(a)anthracene	537	3750	3800	66	ug/kg dry	4210	98	65-133	3	15	D12
Benzo(a)pyrene	611	3750	3800	92	ug/kg dry	4190	95	64-127	5	15	D12
Benzo(b)fluoranthene	447	3750	3800	74	ug/kg dry	3440	80	64-135	3	15	D12,J
Benzo(ghi)perylene	ND	3750	3800	46	ug/kg dry	3960	106	50-152	6	15	D12
Benzo(k)fluoranthene	470	3750	3800	42	ug/kg dry	4600	110	58-138	17	22	D12
Biphenyl	ND	3750	3800	240	ug/kg dry	3280	88	71-120	0.4	20	D12,J
Bis(2-chloroethoxy)methane	ND	3750	3800	210	ug/kg dry	2050	55	61-133	16	17	D12,M8,J
Bis(2-chloroethyl)ether	ND	3750	3800	330	ug/kg dry	2660	71	45-120	10	21	D12,J
2,2'-Oxybis(1-Chloropropane)	ND	3750	3800	400	ug/kg dry	2500	67	44-120	6	24	D12,J
Bis(2-ethylhexyl) phthalate	ND	3750	3800	1200	ug/kg dry	3090	82	61-133	2	15	D12,J
Butyl benzyl phthalate	ND	3750	3800	1000	ug/kg dry	3050	81	61-129	4	16	D12,J
Caprolactam	ND	3750	3800	1600	ug/kg dry	ND		54-133		20	D12,M8

Benchmark Environmental & Engineering Science
2558 Hamburg Turnpike, Suite 300
Lackawanna, NY 14218

SDG Number: RSJ0707

Project: Benchmark - Globe site
Project Number: TURN

Received: 10/08/09-10/13/09
Reported: 11/03/09 17:10

LABORATORY QC DATA

Analyte	Source Result	Spike Level	RL	MDL	Units	Result	% REC	% REC Limits	% RPD	RPD Limit	Data Qualifiers
Semivolatile Organics by GC/MS											
Matrix Spike Dup Analyzed: 10/14/09 (Lab Number:9J13045-MSD1, Batch: 9J13045)											
QC Source Sample: RSJ0709-04											
Carbazole	ND	3750	3800	44	ug/kg dry	3520	94	59-129	6	20	D12,J
Chrysene	574	3750	3800	38	ug/kg dry	4460	104	64-131	8	15	D12
Dibenzo(a,h)anthracene	ND	3750	3800	45	ug/kg dry	3010	80	54-148	2	15	D12,J
Dibenzofuran	ND	3750	3800	40	ug/kg dry	3320	89	56-120	0.4	15	D12,J
Diethyl phthalate	ND	3750	3800	110	ug/kg dry	3130	84	66-126	0.2	15	D12,J
Dimethyl phthalate	ND	3750	3800	99	ug/kg dry	3290	88	65-124	3	15	D12,J
Di-n-butyl phthalate	ND	3750	3800	1300	ug/kg dry	3130	84	58-130	1	15	D12,J
Di-n-octyl phthalate	ND	3750	3800	89	ug/kg dry	3040	81	62-133	3	16	D12,J
Fluoranthene	835	3750	3800	55	ug/kg dry	4810	106	62-131	17	15	D12,R2
Fluorene	ND	3750	3800	87	ug/kg dry	3410	91	63-126	0.7	15	D12,J
Hexachlorobenzene	ND	3750	3800	190	ug/kg dry	3560	95	60-132	3	15	D12,J
Hexachlorobutadiene	ND	3750	3800	190	ug/kg dry	2500	67	45-120	13	44	D12,J
Hexachlorocyclopentadiene	ND	3750	3800	1100	ug/kg dry	2060	55	31-120	15	49	D12,J
Hexachloroethane	ND	3750	3800	290	ug/kg dry	2260	60	41-120	25	46	D12,J
Indeno(1,2,3-cd)pyrene	283	3750	3800	110	ug/kg dry	3560	87	56-149	12	15	D12,J
Isophorone	ND	3750	3800	190	ug/kg dry	2500	67	56-120	8	17	D12,J
Naphthalene	ND	3750	3800	63	ug/kg dry	3000	80	46-120	4	29	D12,J
Nitrobenzene	ND	3750	3800	170	ug/kg dry	2450	65	49-120	9	24	D12,J
N-Nitrosodi-n-propylamine	ND	3750	3800	300	ug/kg dry	2360	63	46-120	12	31	D12,J
N-Nitrosodiphenylamine	ND	3750	3800	210	ug/kg dry	4280	114	20-119	0.6	15	D12,L1
Pentachlorophenol	ND	3750	7400	1300	ug/kg dry	ND		33-136		35	D12,M8
Phenanthrene	514	3750	3800	80	ug/kg dry	4260	100	60-130	6	15	D12
Phenol	ND	3750	3800	400	ug/kg dry	2710	72	36-120	8	35	D12,J
Pyrene	760	3750	3800	25	ug/kg dry	4810	108	51-133	14	35	D12
Surrogate: 2,4,6-Tribromophenol					*ug/kg dry*		*117*	*39-146*			*D12*
Surrogate: 2-Fluorobiphenyl					*ug/kg dry*		*83*	*37-120*			*D12*
Surrogate: 2-Fluorophenol					*ug/kg dry*		*58*	*18-120*			*D12*
Surrogate: Nitrobenzene-d5					*ug/kg dry*		*66*	*34-132*			*D12*
Surrogate: Phenol-d5					*ug/kg dry*		*66*	*11-120*			*D12*
Surrogate: p-Terphenyl-d14					*ug/kg dry*		*77*	*58-147*			*D12*
Semivolatile Organics by GC/MS											
Blank Analyzed: 10/15/09 (Lab Number:9J14034-BLK1, Batch: 9J14034)											

Benchmark Environmental & Engineering Science
2558 Hamburg Turnpike, Suite 300
Lackawanna, NY 14218

SDG Number: RSJ0707

Project: Benchmark - Globe site
Project Number: TURN

Received: 10/08/09-10/13/09
Reported: 11/03/09 17:10

LABORATORY QC DATA

Analyte	Source Result	Spike Level	RL	MDL	Units	Result	% REC	% REC Limits	% RPD	RPD Limit	Data Qualifiers
Semivolatile Organics by GC/MS											
Blank Analyzed: 10/15/09 (Lab Number:9J14034-BLK1, Batch: 9J14034)											
2,4,5-Trichlorophenol			170	36	ug/kg wet	ND					
2,4,6-Trichlorophenol			170	11	ug/kg wet	ND					
2,4-Dichlorophenol			170	8.8	ug/kg wet	ND					
2,4-Dimethylphenol			170	45	ug/kg wet	ND					
2,4-Dinitrophenol			330	59	ug/kg wet	ND					
2,4-Dinitrotoluene			170	26	ug/kg wet	ND					
2,6-Dinitrotoluene			170	41	ug/kg wet	ND					
2-Chloronaphthalene			170	11	ug/kg wet	ND					
2-Chlorophenol			170	8.5	ug/kg wet	ND					
2-Methylnaphthalene			170	2.0	ug/kg wet	ND					
2-Methylphenol			170	5.1	ug/kg wet	ND					
2-Nitroaniline			330	54	ug/kg wet	ND					
2-Nitrophenol			170	7.6	ug/kg wet	ND					
3,3'-Dichlorobenzidine			170	150	ug/kg wet	ND					
3-Nitroaniline			330	38	ug/kg wet	ND					
4,6-Dinitro-2-methylphenol			330	58	ug/kg wet	ND					
4-Bromophenyl phenyl ether			170	53	ug/kg wet	ND					
4-Chloro-3-methylphenol			170	6.9	ug/kg wet	ND					
4-Chloroaniline			170	49	ug/kg wet	ND					
4-Chlorophenyl phenyl ether			170	3.6	ug/kg wet	ND					
4-Methylphenol			170	9.3	ug/kg wet	ND					
4-Nitroaniline			330	19	ug/kg wet	ND					
4-Nitrophenol			330	41	ug/kg wet	ND					
Acenaphthene			170	2.0	ug/kg wet	ND					
Acenaphthylene			170	1.4	ug/kg wet	ND					
Acetophenone			170	8.6	ug/kg wet	ND					
Anthracene			170	4.3	ug/kg wet	ND					
Atrazine			170	7.4	ug/kg wet	ND					
Benzaldehyde			170	18	ug/kg wet	ND					
Benzo(a)anthracene			170	2.9	ug/kg wet	ND					
Benzo(a)pyrene			170	4.0	ug/kg wet	ND					
Benzo(b)fluoranthene			170	3.2	ug/kg wet	ND					
Benzo(ghi)perylene			170	2.0	ug/kg wet	ND					
Benzo(k)fluoranthene			170	1.8	ug/kg wet	ND					
Biphenyl			170	10	ug/kg wet	ND					

Benchmark Environmental & Engineering Science
2558 Hamburg Turnpike, Suite 300
Lackawanna, NY 14218

SDG Number: RSJ0707

Project: Benchmark - Globe site
Project Number: TURN

Received: 10/08/09-10/13/09
Reported: 11/03/09 17:10

LABORATORY QC DATA

Analyte	Source Result	Spike Level	RL	MDL	Units	Result	% REC	% REC Limits	% RPD	RPD Limit	Data Qualifiers
Semivolatile Organics by GC/MS											
Blank Analyzed: 10/15/09 (Lab Number:9J14034-BLK1, Batch: 9J14034)											
Bis(2-chloroethoxy)methane			170	9.1	ug/kg wet	ND					
Bis(2-chloroethyl)ether			170	14	ug/kg wet	ND					
2,2'-Oxybis(1-Chloropropane)			170	17	ug/kg wet	ND					
Bis(2-ethylhexyl) phthalate			170	54	ug/kg wet	ND					
Butyl benzyl phthalate			170	45	ug/kg wet	ND					
Caprolactam			170	72	ug/kg wet	ND					
Carbazole			170	1.9	ug/kg wet	ND					
Chrysene			170	1.7	ug/kg wet	ND					
Dibenzo(a,h)anthracene			170	2.0	ug/kg wet	ND					
Dibenzofuran			170	1.7	ug/kg wet	ND					
Diethyl phthalate			170	5.1	ug/kg wet	ND					
Dimethyl phthalate			170	4.4	ug/kg wet	ND					
Di-n-butyl phthalate			170	58	ug/kg wet	ND					
Di-n-octyl phthalate			170	3.9	ug/kg wet	ND					
Fluoranthene			170	2.4	ug/kg wet	ND					
Fluorene			170	3.9	ug/kg wet	ND					
Hexachlorobenzene			170	8.3	ug/kg wet	ND					
Hexachlorobutadiene			170	8.6	ug/kg wet	ND					
Hexachlorocyclopentadiene			170	51	ug/kg wet	ND					
Hexachloroethane			170	13	ug/kg wet	ND					
Indeno(1,2,3-cd)pyrene			170	4.6	ug/kg wet	ND					
Isophorone			170	8.4	ug/kg wet	ND					
Naphthalene			170	2.8	ug/kg wet	ND					
Nitrobenzene			170	7.4	ug/kg wet	ND					
N-Nitrosodi-n-propylamine			170	13	ug/kg wet	ND					
N-Nitrosodiphenylamine			170	9.1	ug/kg wet	ND					
Pentachlorophenol			330	57	ug/kg wet	ND					
Phenanthrene			170	3.5	ug/kg wet	ND					
Phenol			170	18	ug/kg wet	ND					
Pyrene			170	1.1	ug/kg wet	ND					
Surrogate: 2,4,6-Tribromophenol					*ug/kg wet*		*98*	*39-146*			
Surrogate: 2-Fluorobiphenyl					*ug/kg wet*		*99*	*37-120*			
Surrogate: 2-Fluorophenol					*ug/kg wet*		*92*	*18-120*			

Benchmark Environmental & Engineering Science
2558 Hamburg Turnpike, Suite 300
Lackawanna, NY 14218

SDG Number: RSJ0707

Project: Benchmark - Globe site
Project Number: TURN

Received: 10/08/09-10/13/09
Reported: 11/03/09 17:10

LABORATORY QC DATA

Analyte	Source Result	Spike Level	RL	MDL	Units	Result	% REC	% REC Limits	% RPD	RPD Limit	Data Qualifiers
Semivolatile Organics by GC/MS											
Blank Analyzed: 10/15/09 (Lab Number:9J14034-BLK1, Batch: 9J14034)											
Surrogate: Nitrobenzene-d5					*ug/kg wet*		*96*	*34-132*			
Surrogate: Phenol-d5					*ug/kg wet*		*96*	*11-120*			
Surrogate: p-Terphenyl-d14					*ug/kg wet*		*89*	*58-147*			
LCS Analyzed: 10/15/09 (Lab Number:9J14034-BS1, Batch: 9J14034)											
2,4,5-Trichlorophenol		3280	170	36	ug/kg wet	3440	105	59-126			
2,4,6-Trichlorophenol		3280	170	11	ug/kg wet	3260	99	59-123			
2,4-Dichlorophenol		3280	170	8.7	ug/kg wet	3030	92	52-120			
2,4-Dimethylphenol		3280	170	45	ug/kg wet	2930	89	36-120			
2,4-Dinitrophenol		3280	330	58	ug/kg wet	3310	101	35-146			
2,4-Dinitrotoluene		3280	170	26	ug/kg wet	3810	116	55-125			
2,6-Dinitrotoluene		3280	170	41	ug/kg wet	3740	114	66-128			
2-Chloronaphthalene		3280	170	11	ug/kg wet	3170	97	57-120			
2-Chlorophenol		3280	170	8.5	ug/kg wet	2720	83	38-120			
2-Methylnaphthalene		3280	170	2.0	ug/kg wet	3080	94	47-120			
2-Methylphenol		3280	170	5.1	ug/kg wet	3030	92	48-120			
2-Nitroaniline		3280	330	53	ug/kg wet	3250	99	61-130			
2-Nitrophenol		3280	170	7.6	ug/kg wet	2980	91	50-120			
3,3'-Dichlorobenzidine		3280	170	150	ug/kg wet	3200	97	48-126			
3-Nitroaniline		3280	330	38	ug/kg wet	2920	89	61-127			
4,6-Dinitro-2-methylphenol		3280	330	57	ug/kg wet	3730	114	49-155			
4-Bromophenyl phenyl ether		3280	170	53	ug/kg wet	3300	101	58-131			
4-Chloro-3-methylphenol		3280	170	6.8	ug/kg wet	3230	98	49-125			
4-Chloroaniline		3280	170	49	ug/kg wet	2490	76	49-120			
4-Chlorophenyl phenyl ether		3280	170	3.5	ug/kg wet	2960	90	63-124			
4-Methylphenol		3280	170	9.3	ug/kg wet	3080	94	50-119			
4-Nitroaniline		3280	330	19	ug/kg wet	3210	98	63-128			
4-Nitrophenol		3280	330	40	ug/kg wet	3270	100	43-137			
Acenaphthene		3280	170	2.0	ug/kg wet	3300	101	53-120			
Acenaphthylene		3280	170	1.4	ug/kg wet	3310	101	58-121			
Acetophenone		3280	170	8.5	ug/kg wet	3030	92	66-120			
Anthracene		3280	170	4.3	ug/kg wet	3410	104	62-129			
Atrazine		3280	170	7.4	ug/kg wet	2050	62	73-133			L5
Benzaldehyde		3280	170	18	ug/kg wet	2350	72	21-120			
Benzo(a)anthracene		3280	170	2.9	ug/kg wet	3410	104	65-133			
Benzo(a)pyrene		3280	170	4.0	ug/kg wet	4170	127	64-127			

Benchmark Environmental & Engineering Science
2558 Hamburg Turnpike, Suite 300
Lackawanna, NY 14218

SDG Number: RSJ0707

Project: Benchmark - Globe site
Project Number: TURN

Received: 10/08/09-10/13/09
Reported: 11/03/09 17:10

LABORATORY QC DATA

Analyte	Source Result	Spike Level	RL	MDL	Units	Result	% REC	% REC Limits	% RPD	RPD Limit	Data Qualifiers
Semivolatile Organics by GC/MS											
LCS Analyzed: 10/15/09 (Lab Number:9J14034-BS1, Batch: 9J14034)											
Benzo(b)fluoranthene		3280	170	3.2	ug/kg wet	3760	114	64-135			
Benzo(ghi)perylene		3280	170	2.0	ug/kg wet	4630	141	50-152			
Benzo(k)fluoranthene		3280	170	1.8	ug/kg wet	3780	115	58-138			
Biphenyl		3280	170	10	ug/kg wet	3240	99	71-120			
Bis(2-chloroethoxy)methane		3280	170	9.0	ug/kg wet	2180	66	61-133			
Bis(2-chloroethyl)ether		3280	170	14	ug/kg wet	2590	79	45-120			
2,2'-Oxybis(1-Chloropropane)		3280	170	17	ug/kg wet	2000	61	44-120			
Bis(2-ethylhexyl) phthalate		3280	170	54	ug/kg wet	3230	98	61-133			
Butyl benzyl phthalate		3280	170	45	ug/kg wet	3390	103	61-129			
Caprolactam		3280	170	72	ug/kg wet	3310	101	54-133			
Carbazole		3280	170	1.9	ug/kg wet	3470	106	59-129			
Chrysene		3280	170	1.7	ug/kg wet	3570	109	64-131			
Dibenzo(a,h)anthracene		3280	170	2.0	ug/kg wet	4140	126	54-148			
Dibenzofuran		3280	170	1.7	ug/kg wet	3220	98	56-120			
Diethyl phthalate		3280	170	5.0	ug/kg wet	3340	102	66-126			
Dimethyl phthalate		3280	170	4.3	ug/kg wet	3370	103	65-124			
Di-n-butyl phthalate		3280	170	57	ug/kg wet	3250	99	58-130			
Di-n-octyl phthalate		3280	170	3.9	ug/kg wet	3300	100	62-133			
Fluoranthene		3280	170	2.4	ug/kg wet	3510	107	62-131			
Fluorene		3280	170	3.8	ug/kg wet	3320	101	63-126			
Hexachlorobenzene		3280	170	8.3	ug/kg wet	3290	100	60-132			
Hexachlorobutadiene		3280	170	8.5	ug/kg wet	2580	79	45-120			
Hexachlorocyclopentadiene		3280	170	50	ug/kg wet	2490	76	31-120			
Hexachloroethane		3280	170	13	ug/kg wet	2520	77	41-120			
Indeno(1,2,3-cd)pyrene		3280	170	4.6	ug/kg wet	4390	134	56-149			
Isophorone		3280	170	8.3	ug/kg wet	2690	82	56-120			
Naphthalene		3280	170	2.8	ug/kg wet	2890	88	46-120			
Nitrobenzene		3280	170	7.4	ug/kg wet	2720	83	49-120			
N-Nitrosodi-n-propylamine		3280	170	13	ug/kg wet	2660	81	46-120			
N-Nitrosodiphenylamine		3280	170	9.1	ug/kg wet	4130	126	20-119			L5
Pentachlorophenol		3280	330	57	ug/kg wet	3230	98	33-136			
Phenanthrene		3280	170	3.5	ug/kg wet	3480	106	60-130			
Phenol		3280	170	17	ug/kg wet	2850	87	36-120			
Pyrene		3280	170	1.1	ug/kg wet	3510	107	51-133			

Benchmark Environmental & Engineering Science
2558 Hamburg Turnpike, Suite 300
Lackawanna, NY 14218

SDG Number: RSJ0707

Project: Benchmark - Globe site
Project Number: TURN

Received: 10/08/09-10/13/09
Reported: 11/03/09 17:10

LABORATORY QC DATA

Analyte	Source Result	Spike Level	RL	MDL	Units	Result	% REC	% REC Limits	% RPD	RPD Limit	Data Qualifiers
Semivolatile Organics by GC/MS											
LCS Analyzed: 10/15/09 (Lab Number:9J14034-BS1, Batch: 9J14034)											
Surrogate: 2,4,6-Tribromophenol					*ug/kg wet*		*101*	*39-146*			
Surrogate: 2-Fluorobiphenyl					*ug/kg wet*		*92*	*37-120*			
Surrogate: 2-Fluorophenol					*ug/kg wet*		*76*	*18-120*			
Surrogate: Nitrobenzene-d5					*ug/kg wet*		*85*	*34-132*			
Surrogate: Phenol-d5					*ug/kg wet*		*83*	*11-120*			
Surrogate: p-Terphenyl-d14					*ug/kg wet*		*88*	*58-147*			
LCS Dup Analyzed: 10/15/09 (Lab Number:9J14034-BSD1, Batch: 9J14034)											
2,4,5-Trichlorophenol	3320		170	37	ug/kg wet	3490	105	59-126	2	18	
2,4,6-Trichlorophenol	3320		170	11	ug/kg wet	3330	100	59-123	2	19	
2,4-Dichlorophenol	3320		170	8.8	ug/kg wet	3110	94	52-120	3	19	
2,4-Dimethylphenol	3320		170	45	ug/kg wet	3040	92	36-120	4	42	
2,4-Dinitrophenol	3320		330	59	ug/kg wet	3500	106	35-146	6	22	
2,4-Dinitrotoluene	3320		170	26	ug/kg wet	3810	115	55-125	0.2	20	
2,6-Dinitrotoluene	3320		170	41	ug/kg wet	3820	115	66-128	2	15	
2-Chloronaphthalene	3320		170	11	ug/kg wet	3240	98	57-120	2	21	
2-Chlorophenol	3320		170	8.6	ug/kg wet	2870	86	38-120	5	25	
2-Methylnaphthalene	3320		170	2.0	ug/kg wet	3220	97	47-120	4	21	
2-Methylphenol	3320		170	5.2	ug/kg wet	3150	95	48-120	4	27	
2-Nitroaniline	3320		330	54	ug/kg wet	3320	100	61-130	2	15	
2-Nitrophenol	3320		170	7.7	ug/kg wet	3120	94	50-120	4	18	
3,3'-Dichlorobenzidine	3320		170	150	ug/kg wet	3070	93	48-126	4	25	
3-Nitroaniline	3320		330	39	ug/kg wet	2860	86	61-127	2	19	
4,6-Dinitro-2-methylphenol	3320		330	58	ug/kg wet	3800	115	49-155	2	15	
4-Bromophenyl phenyl ether	3320		170	53	ug/kg wet	3380	102	58-131	2	15	
4-Chloro-3-methylphenol	3320		170	6.9	ug/kg wet	3290	99	49-125	2	27	
4-Chloroaniline	3320		170	49	ug/kg wet	2460	74	49-120	1	22	
4-Chlorophenyl phenyl ether	3320		170	3.6	ug/kg wet	3010	91	63-124	1	16	
4-Methylphenol	3320		170	9.4	ug/kg wet	3180	96	50-119	3	24	
4-Nitroaniline	3320		330	19	ug/kg wet	3210	97	63-128	0.2	24	
4-Nitrophenol	3320		330	41	ug/kg wet	3290	99	43-137	0.7	25	
Acenaphthene	3320		170	2.0	ug/kg wet	3380	102	53-120	2	35	
Acenaphthylene	3320		170	1.4	ug/kg wet	3380	102	58-121	2	18	
Acetophenone	3320		170	8.6	ug/kg wet	3160	95	66-120	4	20	

Benchmark Environmental & Engineering Science
2558 Hamburg Turnpike, Suite 300
Lackawanna, NY 14218

SDG Number: RSJ0707

Project: Benchmark - Globe site
Project Number: TURN

Received: 10/08/09-10/13/09
Reported: 11/03/09 17:10

LABORATORY QC DATA

Analyte	Source Result	Spike Level	RL	MDL	Units	Result	% REC	% REC Limits	% RPD	RPD Limit	Data Qualifiers
Semivolatile Organics by GC/MS											
LCS Dup Analyzed: 10/15/09 (Lab Number:9J14034-BSD1, Batch: 9J14034)											
Anthracene		3320	170	4.3	ug/kg wet	3420	103	62-129	0.4	15	
Atrazine		3320	170	7.5	ug/kg wet	1930	58	73-133	6	20	L5
Benzaldehyde		3320	170	18	ug/kg wet	2140	65	21-120	9	20	
Benzo(a)anthracene		3320	170	2.9	ug/kg wet	3400	103	65-133	0.1	15	
Benzo(a)pyrene		3320	170	4.0	ug/kg wet	4080	123	64-127	2	15	
Benzo(b)fluoranthene		3320	170	3.3	ug/kg wet	3690	111	64-135	2	15	
Benzo(ghi)perylene		3320	170	2.0	ug/kg wet	4520	136	50-152	2	15	
Benzo(k)fluoranthene		3320	170	1.8	ug/kg wet	3650	110	58-138	3	22	
Biphenyl		3320	170	10	ug/kg wet	3330	100	71-120	3	20	
Bis(2-chloroethoxy)methane		3320	170	9.1	ug/kg wet	2250	68	61-133	3	17	
Bis(2-chloroethyl)ether		3320	170	15	ug/kg wet	2680	81	45-120	3	21	
2,2'-Oxybis(1-Chloropropane)		3320	170	18	ug/kg wet	2030	61	44-120	2	24	
Bis(2-ethylhexyl) phthalate		3320	170	54	ug/kg wet	3200	96	61-133	1	15	
Butyl benzyl phthalate		3320	170	45	ug/kg wet	3370	102	61-129	0.5	16	
Caprolactam		3320	170	73	ug/kg wet	3410	103	54-133	3	20	
Carbazole		3320	170	1.9	ug/kg wet	3420	103	59-129	1	20	
Chrysene		3320	170	1.7	ug/kg wet	3540	107	64-131	0.7	15	
Dibenzo(a,h)anthracene		3320	170	2.0	ug/kg wet	4050	122	54-148	2	15	
Dibenzofuran		3320	170	1.7	ug/kg wet	3270	99	56-120	2	15	
Diethyl phthalate		3320	170	5.1	ug/kg wet	3380	102	66-126	1	15	
Dimethyl phthalate		3320	170	4.4	ug/kg wet	3460	104	65-124	2	15	
Di-n-butyl phthalate		3320	170	58	ug/kg wet	3300	99	58-130	1	15	
Di-n-octyl phthalate		3320	170	3.9	ug/kg wet	3260	98	62-133	1	16	
Fluoranthene		3320	170	2.4	ug/kg wet	3430	103	62-131	2	15	
Fluorene		3320	170	3.9	ug/kg wet	3380	102	63-126	2	15	
Hexachlorobenzene		3320	170	8.3	ug/kg wet	3330	100	60-132	1	15	
Hexachlorobutadiene		3320	170	8.6	ug/kg wet	2690	81	45-120	4	44	
Hexachlorocyclopentadiene		3320	170	51	ug/kg wet	2700	81	31-120	8	49	
Hexachloroethane		3320	170	13	ug/kg wet	2660	80	41-120	5	46	
Indeno(1,2,3-cd)pyrene		3320	170	4.6	ug/kg wet	4280	129	56-149	3	15	
Isophorone		3320	170	8.4	ug/kg wet	2790	84	56-120	4	17	
Naphthalene		3320	170	2.8	ug/kg wet	3000	90	46-120	4	29	
Nitrobenzene		3320	170	7.4	ug/kg wet	2820	85	49-120	3	24	
N-Nitrosodi-n-propylamine		3320	170	13	ug/kg wet	2810	85	46-120	5	31	
N-Nitrosodiphenylamine		3320	170	9.2	ug/kg wet	4170	126	20-119	0.9	15	L5

Benchmark Environmental & Engineering Science
2558 Hamburg Turnpike, Suite 300
Lackawanna, NY 14218

SDG Number: RSJ0707

Project: Benchmark - Globe site
Project Number: TURN

Received: 10/08/09-10/13/09
Reported: 11/03/09 17:10

LABORATORY QC DATA

Analyte	Source Result	Spike Level	RL	MDL	Units	Result	% REC	% REC Limits	% RPD	RPD Limit	Data Qualifiers
Semivolatile Organics by GC/MS											
LCS Dup Analyzed: 10/15/09 (Lab Number:9J14034-BSD1, Batch: 9J14034)											
Pentachlorophenol		3320	330	58	ug/kg wet	3300	99	33-136	2	35	
Phenanthrene		3320	170	3.5	ug/kg wet	3530	106	60-130	1	15	
Phenol		3320	170	18	ug/kg wet	3010	91	36-120	5	35	
Pyrene		3320	170	1.1	ug/kg wet	3490	105	51-133	0.5	35	
Surrogate: 2,4,6-Tribromophenol					*ug/kg wet*		*101*	*39-146*			
Surrogate: 2-Fluorobiphenyl					*ug/kg wet*		*95*	*37-120*			
Surrogate: 2-Fluorophenol					*ug/kg wet*		*78*	*18-120*			
Surrogate: Nitrobenzene-d5					*ug/kg wet*		*88*	*34-132*			
Surrogate: Phenol-d5					*ug/kg wet*		*87*	*11-120*			
Surrogate: p-Terphenyl-d14					*ug/kg wet*		*86*	*58-147*			

Benchmark Environmental & Engineering Science
2558 Hamburg Turnpike, Suite 300
Lackawanna, NY 14218

SDG Number: RSJ0707

Project: Benchmark - Globe site
Project Number: TURN

Received: 10/08/09-10/13/09
Reported: 11/03/09 17:10

LABORATORY QC DATA

Analyte	Source Result	Spike Level	RL	MDL	Units	Result	% REC	% REC Limits	% RPD	RPD Limit	Data Qualifiers
Organochlorine Pesticides by EPA Method 8081A											
Blank Analyzed: 10/15/09 (Lab Number:9J13048-BLK1, Batch: 9J13048)											
4,4'-DDD			1.6	0.31	ug/kg wet	ND					QFL,C4
4,4'-DDD [2C]			1.6	0.31	ug/kg wet	ND					QFL
4,4'-DDE			1.6	0.47	ug/kg wet	ND					QFL
4,4'-DDE [2C]			1.6	0.47	ug/kg wet	ND					QFL
4,4'-DDT			1.6	0.37	ug/kg wet	ND					QFL,C4
4,4'-DDT [2C]			1.6	0.37	ug/kg wet	ND					QFL
Aldrin			1.6	0.17	ug/kg wet	ND					QFL
Aldrin [2C]			1.6	0.17	ug/kg wet	ND					QFL
alpha-BHC			1.6	0.29	ug/kg wet	ND					QFL
alpha-BHC [2C]			1.6	0.29	ug/kg wet	ND					QFL
beta-BHC			1.6	1.2	ug/kg wet	ND					QFL
beta-BHC [2C]			1.6	1.2	ug/kg wet	ND					QFL
Chlordane			16	3.6	ug/kg wet	ND					QFL
Chlordane [2C]			16	3.6	ug/kg wet	ND					QFL
delta-BHC			1.6	0.21	ug/kg wet	ND					QFL
delta-BHC [2C]			1.6	0.21	ug/kg wet	ND					QFL
Dieldrin			1.6	0.39	ug/kg wet	ND					QFL
Dieldrin [2C]			1.6	0.39	ug/kg wet	ND					QFL
Endosulfan I			1.6	0.34	ug/kg wet	ND					QFL
Endosulfan I [2C]			1.6	0.34	ug/kg wet	ND					QFL
Endosulfan II			1.6	0.29	ug/kg wet	ND					QFL
Endosulfan II [2C]			1.6	0.29	ug/kg wet	ND					QFL
Endosulfan sulfate			1.6	0.30	ug/kg wet	ND					QFL
Endosulfan sulfate [2C]			1.6	0.30	ug/kg wet	ND					QFL
Endrin			1.6	0.52	ug/kg wet	ND					QFL
Endrin [2C]			1.6	0.52	ug/kg wet	ND					QFL
Endrin aldehyde			1.6	0.41	ug/kg wet	ND					QFL,C4
Endrin aldehyde [2C]			1.6	0.41	ug/kg wet	ND					QFL,C4
gamma-BHC (Lindane)			1.6	0.28	ug/kg wet	ND					QFL
gamma-BHC (Lindane) [2C]			1.6	0.28	ug/kg wet	ND					QFL
Heptachlor			1.6	0.25	ug/kg wet	ND					QFL
Heptachlor [2C]			1.6	0.25	ug/kg wet	ND					QFL
Heptachlor epoxide			1.6	0.42	ug/kg wet	ND					QFL
Heptachlor epoxide [2C]			1.6	0.42	ug/kg wet	ND					QFL
Methoxychlor			1.6	0.43	ug/kg wet	ND					QFL
Methoxychlor [2C]			1.6	0.43	ug/kg wet	ND					QFL
Toxaphene			16	9.4	ug/kg wet	ND					QFL

Benchmark Environmental & Engineering Science
2558 Hamburg Turnpike, Suite 300
Lackawanna, NY 14218

SDG Number: RSJ0707

Project: Benchmark - Globe site
Project Number: TURN

Received: 10/08/09-10/13/09
Reported: 11/03/09 17:10

LABORATORY QC DATA

Analyte	Source Result	Spike Level	RL	MDL	Units	Result	% REC	% REC Limits	% RPD	RPD Limit	Data Qualifiers
Organochlorine Pesticides by EPA Method 8081A											
Blank Analyzed: 10/15/09 (Lab Number:9J13048-BLK1, Batch: 9J13048)											
Toxaphene [2C]			16	9.4	ug/kg wet	ND					QFL
Surrogate: Decachlorobiphenyl					*ug/kg wet*		*109*	*42-146*			*QFL*
Surrogate: Decachlorobiphenyl [2C]					*ug/kg wet*		*126*	*42-146*			*QFL*
Surrogate: Tetrachloro-m-xylene					*ug/kg wet*		*94*	*37-136*			*QFL*
Surrogate: Tetrachloro-m-xylene					*ug/kg wet*		*99*	*37-136*			*QFL*
LCS Analyzed: 10/15/09 (Lab Number:9J13048-BS1, Batch: 9J13048)											
4,4'-DDD		16.3	1.6	0.32	ug/kg wet	15.0	92	55-129			QFL,C4
4,4'-DDD [2C]		16.3	1.6	0.32	ug/kg wet	17.8	109	55-129			QFL
4,4'-DDE		16.3	1.6	0.47	ug/kg wet	14.3	88	59-120			QFL
4,4'-DDE [2C]		16.3	1.6	0.47	ug/kg wet	16.2	100	59-120			QFL
4,4'-DDT		16.3	1.6	0.37	ug/kg wet	14.5	89	47-145			QFL,C4
4,4'-DDT [2C]		16.3	1.6	0.37	ug/kg wet	18.8	116	47-145			QFL
Aldrin		16.3	1.6	0.17	ug/kg wet	13.9	85	35-120			QFL
Aldrin [2C]		16.3	1.6	0.17	ug/kg wet	16.1	99	35-120			QFL
alpha-BHC		16.3	1.6	0.29	ug/kg wet	13.9	86	49-120			QFL
alpha-BHC [2C]		16.3	1.6	0.29	ug/kg wet	15.3	94	49-120			QFL
beta-BHC		16.3	1.6	1.2	ug/kg wet	15.4	95	56-120			QFL
beta-BHC [2C]		16.3	1.6	1.2	ug/kg wet	16.5	101	56-120			QFL
delta-BHC		16.3	1.6	0.21	ug/kg wet	14.0	86	45-123			QFL
delta-BHC [2C]		16.3	1.6	0.21	ug/kg wet	15.7	96	45-123			QFL
Dieldrin		16.3	1.6	0.39	ug/kg wet	14.4	89	57-120			QFL
Dieldrin [2C]		16.3	1.6	0.39	ug/kg wet	15.9	98	57-120			QFL
Endosulfan I		16.3	1.6	0.34	ug/kg wet	13.6	84	29-125			QFL
Endosulfan I [2C]		16.3	1.6	0.34	ug/kg wet	15.2	94	29-125			QFL
Endosulfan II		16.3	1.6	0.29	ug/kg wet	14.1	86	39-121			QFL
Endosulfan II [2C]		16.3	1.6	0.29	ug/kg wet	18.0	111	39-121			QFL
Endosulfan sulfate		16.3	1.6	0.30	ug/kg wet	15.9	98	43-120			QFL
Endosulfan sulfate [2C]		16.3	1.6	0.30	ug/kg wet	16.9	104	43-120			QFL
Endrin		16.3	1.6	0.53	ug/kg wet	15.2	93	54-127			QFL
Endrin [2C]		16.3	1.6	0.53	ug/kg wet	19.7	121	54-127			QFL
Endrin aldehyde		16.3	1.6	0.42	ug/kg wet	12.6	77	33-120			QFL,C4
Endrin aldehyde [2C]		16.3	1.6	0.42	ug/kg wet	17.7	109	33-120			QFL,C4
gamma-BHC (Lindane)		16.3	1.6	0.28	ug/kg wet	14.2	87	50-120			QFL
gamma-BHC (Lindane) [2C]		16.3	1.6	0.28	ug/kg wet	15.8	97	50-120			QFL
Heptachlor		16.3	1.6	0.25	ug/kg wet	14.7	90	47-120			QFL

Benchmark Environmental & Engineering Science
2558 Hamburg Turnpike, Suite 300
Lackawanna, NY 14218

SDG Number: RSJ0707

Project: Benchmark - Globe site
Project Number: TURN

Received: 10/08/09-10/13/09
Reported: 11/03/09 17:10

LABORATORY QC DATA

Analyte	Source Result	Spike Level	RL	MDL	Units	Result	% REC	% REC Limits	% RPD	RPD Limit	Data Qualifiers
Organochlorine Pesticides by EPA Method 8081A											
LCS Analyzed: 10/15/09 (Lab Number:9J13048-BS1, Batch: 9J13048)											
Heptachlor [2C]		16.3	1.6	0.25	ug/kg wet	16.0	98	47-120			QFL
Heptachlor epoxide		16.3	1.6	0.42	ug/kg wet	14.7	90	44-122			QFL
Heptachlor epoxide [2C]		16.3	1.6	0.42	ug/kg wet	17.3	107	44-122			QFL
Methoxychlor		16.3	1.6	0.43	ug/kg wet	16.0	99	46-152			QFL
Methoxychlor [2C]		16.3	1.6	0.43	ug/kg wet	19.4	119	46-152			QFL
Surrogate: Decachlorobiphenyl					*ug/kg wet*		*109*	*42-146*			*QFL*
Surrogate: Decachlorobiphenyl [2C]					*ug/kg wet*		*121*	*42-146*			*QFL*
Surrogate: Tetrachloro-m-xylene					*ug/kg wet*		*93*	*37-136*			*QFL*
Surrogate: Tetrachloro-m-xylene					*ug/kg wet*		*98*	*37-136*			*QFL*
Matrix Spike Analyzed: 10/15/09 (Lab Number:9J13048-MS1, Batch: 9J13048)											
QC Source Sample: RSJ0709-03											
4,4'-DDD	ND	18.6	19	3.6	ug/kg dry	ND		55-129			D10,M4,QFL,C4
4,4'-DDD [2C]	ND	18.6	19	3.6	ug/kg dry	ND		55-129			D10,M4,QFL
4,4'-DDE	ND	18.6	19	5.4	ug/kg dry	ND		59-120			D10,M4,QFL
4,4'-DDE [2C]	ND	18.6	19	5.4	ug/kg dry	ND		59-120			D10,M4,QFL
4,4'-DDT	ND	18.6	19	4.2	ug/kg dry	ND		47-145			D10,M4,QFL,C4
4,4'-DDT [2C]	ND	18.6	19	4.2	ug/kg dry	ND		47-145			D10,M4,QFL
Aldrin	ND	18.6	19	1.9	ug/kg dry	ND		35-120			D10,M4,QFL
Aldrin [2C]	ND	18.6	19	1.9	ug/kg dry	ND		35-120			D10,M4,QFL
alpha-BHC	12.5	18.6	19	3.3	ug/kg dry	ND	-67	49-120			D10,M4,QFL
alpha-BHC [2C]	11.1	18.6	19	3.3	ug/kg dry	ND	-60	49-120			D10,M4,QFL
beta-BHC	ND	18.6	19	13	ug/kg dry	ND		56-120			D10,M4,QFL
beta-BHC [2C]	ND	18.6	19	13	ug/kg dry	ND		56-120			D10,M4,QFL
delta-BHC	10.9	18.6	19	2.5	ug/kg dry	ND	-59	45-123			D10,M4,QFL
delta-BHC [2C]	9.76	18.6	19	2.5	ug/kg dry	ND	-53	45-123			D10,M4,QFL
Dieldrin	ND	18.6	19	4.5	ug/kg dry	ND		57-120			D10,M4,QFL

Benchmark Environmental & Engineering Science
2558 Hamburg Turnpike, Suite 300
Lackawanna, NY 14218

SDG Number: RSJ0707

Project: Benchmark - Globe site
Project Number: TURN

Received: 10/08/09-10/13/09
Reported: 11/03/09 17:10

LABORATORY QC DATA

Analyte	Source Result	Spike Level	RL	MDL	Units	Result	% REC	% REC Limits	% RPD	RPD Limit	Data Qualifiers
Organochlorine Pesticides by EPA Method 8081A											
Matrix Spike Analyzed: 10/15/09 (Lab Number:9J13048-MS1, Batch: 9J13048)											
QC Source Sample: RSJ0709-03											
Dieldrin [2C]	ND	18.6	19	4.5	ug/kg dry	ND		57-120			D10,M4,Q FL
Endosulfan I	ND	18.6	19	3.9	ug/kg dry	ND		29-125			D10,M4,Q FL
Endosulfan I [2C]	ND	18.6	19	3.9	ug/kg dry	ND		29-125			D10,M4,Q FL
Endosulfan II	ND	18.6	19	3.3	ug/kg dry	ND		39-121			D10,M4,Q FL
Endosulfan II [2C]	ND	18.6	19	3.3	ug/kg dry	ND		39-121			D10,M4,Q FL
Endosulfan sulfate	ND	18.6	19	3.5	ug/kg dry	ND		43-120			D10,M4,Q FL
Endosulfan sulfate [2C]	ND	18.6	19	3.5	ug/kg dry	ND		43-120			D10,M4,Q FL
Endrin	10.8	18.6	19	6.0	ug/kg dry	ND	-58	54-127			D10,M4,Q FL
Endrin [2C]	8.18	18.6	19	6.0	ug/kg dry	ND	-44	54-127			D10,M4,Q FL
Endrin aldehyde	ND	18.6	19	4.7	ug/kg dry	ND		33-120			D10,M4,Q FL,C4
Endrin aldehyde [2C]	ND	18.6	19	4.7	ug/kg dry	ND		33-120			D10,M4,Q FL,C4
gamma-BHC (Lindane)	11.4	18.6	19	3.2	ug/kg dry	ND	-61	50-120			D10,M4,Q FL
gamma-BHC (Lindane) [2C]	12.4	18.6	19	3.2	ug/kg dry	ND	-67	50-120			D10,M4,Q FL
Heptachlor	ND	18.6	19	2.9	ug/kg dry	ND		47-120			D10,M4,Q FL
Heptachlor [2C]	ND	18.6	19	2.9	ug/kg dry	ND		47-120			D10,M4,Q FL
Heptachlor epoxide	ND	18.6	19	4.8	ug/kg dry	ND		44-122			D10,M4,Q FL
Heptachlor epoxide [2C]	ND	18.6	19	4.8	ug/kg dry	ND		44-122			D10,M4,Q FL
Methoxychlor	ND	18.6	19	5.0	ug/kg dry	ND		46-152			D10,M4,Q FL
Methoxychlor [2C]	12.7	18.6	19	5.0	ug/kg dry	ND	-68	46-152			D10,M4,Q FL
Surrogate: Decachlorobiphenyl					*ug/kg dry*			*42-146*			*D10,M4,QFL*
Surrogate: Decachlorobiphenyl [2C]					*ug/kg dry*			*42-146*			*D10,M4,QFL*
Surrogate: Tetrachloro-m-xylene					*ug/kg dry*			*37-136*			*D10,M4,QFL*
Surrogate: Tetrachloro-m-xylene					*ug/kg dry*			*37-136*			*D10,M4,QFL*

Benchmark Environmental & Engineering Science
2558 Hamburg Turnpike, Suite 300
Lackawanna, NY 14218

SDG Number: RSJ0707

Project: Benchmark - Globe site
Project Number: TURN

Received: 10/08/09-10/13/09
Reported: 11/03/09 17:10

LABORATORY QC DATA

Analyte	Source Result	Spike Level	RL	MDL	Units	Result	% REC	% REC Limits	% RPD	RPD Limit	Data Qualifiers
Organochlorine Pesticides by EPA Method 8081A											
Matrix Spike Dup Analyzed: 10/15/09 (Lab Number:9J13048-MSD1, Batch: 9J13048)											
QC Source Sample: RSJ0709-03											
4,4'-DDD	ND	18.7	19	3.6	ug/kg dry	ND		55-129		50	D10,M4,Q FL,C4
4,4'-DDD [2C]	ND	18.7	19	3.6	ug/kg dry	ND		55-129		50	D10,M4,Q FL
4,4'-DDE	ND	18.7	19	5.4	ug/kg dry	ND		59-120		50	D10,M4,Q FL
4,4'-DDE [2C]	ND	18.7	19	5.4	ug/kg dry	ND		59-120		50	D10,M4,Q FL
4,4'-DDT	ND	18.7	19	4.3	ug/kg dry	ND		47-145		50	D10,M4,Q FL,C4
4,4'-DDT [2C]	ND	18.7	19	4.3	ug/kg dry	ND		47-145		50	D10,M4,Q FL
Aldrin	ND	18.7	19	1.9	ug/kg dry	ND		35-120		50	D10,M4,Q FL
Aldrin [2C]	ND	18.7	19	1.9	ug/kg dry	ND		35-120		50	D10,M4,Q FL
alpha-BHC	12.5	18.7	19	3.4	ug/kg dry	ND	-67	49-120		50	D10,M4,Q FL
alpha-BHC [2C]	11.1	18.7	19	3.4	ug/kg dry	ND	-59	49-120		50	D10,M4,Q FL
beta-BHC	ND	18.7	19	14	ug/kg dry	ND		56-120		50	D10,M4,Q FL
beta-BHC [2C]	ND	18.7	19	14	ug/kg dry	ND		56-120		50	D10,M4,Q FL
delta-BHC	10.9	18.7	19	2.5	ug/kg dry	ND	-58	45-123		50	D10,M4,Q FL
delta-BHC [2C]	9.76	18.7	19	2.5	ug/kg dry	ND	-52	45-123		50	D10,M4,Q FL
Dieldrin	ND	18.7	19	4.5	ug/kg dry	ND		57-120		50	D10,M4,Q FL
Dieldrin [2C]	ND	18.7	19	4.5	ug/kg dry	ND		57-120		50	D10,M4,Q FL
Endosulfan I	ND	18.7	19	4.0	ug/kg dry	ND		29-125		50	D10,M4,Q FL
Endosulfan I [2C]	ND	18.7	19	4.0	ug/kg dry	ND		29-125		50	D10,M4,Q FL
Endosulfan II	ND	18.7	19	3.4	ug/kg dry	ND		39-121		50	D10,M4,Q FL
Endosulfan II [2C]	ND	18.7	19	3.4	ug/kg dry	ND		39-121		50	D10,M4,Q FL
Endosulfan sulfate	ND	18.7	19	3.5	ug/kg dry	ND		43-120		50	D10,M4,Q FL
Endosulfan sulfate [2C]	ND	18.7	19	3.5	ug/kg dry	ND		43-120		50	D10,M4,Q FL
Endrin	10.8	18.7	19	6.1	ug/kg dry	ND	-58	54-127		50	D10,M4,Q FL

Benchmark Environmental & Engineering Science
2558 Hamburg Turnpike, Suite 300
Lackawanna, NY 14218

SDG Number: RSJ0707

Project: Benchmark - Globe site
Project Number: TURN

Received: 10/08/09-10/13/09
Reported: 11/03/09 17:10

LABORATORY QC DATA

Analyte	Source Result	Spike Level	RL	MDL	Units	Result	% REC	% REC Limits	% RPD	RPD Limit	Data Qualifiers
Organochlorine Pesticides by EPA Method 8081A											
Matrix Spike Dup Analyzed: 10/15/09 (Lab Number:9J13048-MSD1, Batch: 9J13048)											
QC Source Sample: RSJ0709-03											
Endrin [2C]	8.18	18.7	19	6.1	ug/kg dry	ND	-44	54-127		50	D10,M4,Q FL
Endrin aldehyde	ND	18.7	19	4.8	ug/kg dry	ND		33-120		50	D10,M4,Q FL,C4
Endrin aldehyde [2C]	ND	18.7	19	4.8	ug/kg dry	ND		33-120		50	D10,M4,Q FL,C4
gamma-BHC (Lindane)	11.4	18.7	19	3.3	ug/kg dry	ND	-61	50-120		50	D10,M4,Q FL
gamma-BHC (Lindane) [2C]	12.4	18.7	19	3.3	ug/kg dry	ND	-66	50-120		50	D10,M4,Q FL
Heptachlor	ND	18.7	19	2.9	ug/kg dry	ND		47-120		50	D10,M4,Q FL
Heptachlor [2C]	ND	18.7	19	2.9	ug/kg dry	ND		47-120		50	D10,M4,Q FL
Heptachlor epoxide	ND	18.7	19	4.8	ug/kg dry	ND		44-122		50	D10,M4,Q FL
Heptachlor epoxide [2C]	ND	18.7	19	4.8	ug/kg dry	ND		44-122		50	D10,M4,Q FL
Methoxychlor	ND	18.7	19	5.0	ug/kg dry	ND		46-152		50	D10,M4,Q FL
Methoxychlor [2C]	12.7	18.7	19	5.0	ug/kg dry	ND	-67	46-152		50	D10,M4,Q FL
Surrogate: Decachlorobiphenyl					*ug/kg dry*			*42-146*			*D10,M4,QFL*
Surrogate: Decachlorobiphenyl [2C]					*ug/kg dry*			*42-146*			*D10,M4,QFL*
Surrogate: Tetrachloro-m-xylene					*ug/kg dry*			*37-136*			*D10,M4,QFL*
Surrogate: Tetrachloro-m-xylene					*ug/kg dry*			*37-136*			*D10,M4,QFL*

Benchmark Environmental & Engineering Science
2558 Hamburg Turnpike, Suite 300
Lackawanna, NY 14218

SDG Number: RSJ0707

Project: Benchmark - Globe site
Project Number: TURN

Received: 10/08/09-10/13/09
Reported: 11/03/09 17:10

LABORATORY QC DATA

Analyte	Source Result	Spike Level	RL	MDL	Units	Result	% REC	% REC Limits	% RPD	RPD Limit	Data Qualifiers
Polychlorinated Biphenyls by EPA Method 8082											
Blank Analyzed: 10/14/09 (Lab Number:9J13046-BLK1, Batch: 9J13046)											
Aroclor 1016			16	3.2	ug/kg wet	ND					C7
Aroclor 1016 [2C]			16	3.2	ug/kg wet	ND					C7
Aroclor 1221			16	3.2	ug/kg wet	ND					C7
Aroclor 1221 [2C]			16	3.2	ug/kg wet	ND					C7
Aroclor 1232			16	3.2	ug/kg wet	ND					C7
Aroclor 1232 [2C]			16	3.2	ug/kg wet	ND					C7
Aroclor 1242			16	3.5	ug/kg wet	ND					C7
Aroclor 1242 [2C]			16	3.5	ug/kg wet	ND					C7
Aroclor 1248			16	3.2	ug/kg wet	ND					C7
Aroclor 1248 [2C]			16	3.2	ug/kg wet	ND					C7
Aroclor 1254			16	3.4	ug/kg wet	ND					C7
Aroclor 1254 [2C]			16	3.4	ug/kg wet	ND					C7
Aroclor 1260			16	3.4	ug/kg wet	ND					C7
Aroclor 1260 [2C]			16	3.4	ug/kg wet	ND					C7
Surrogate: Decachlorobiphenyl					*ug/kg wet*		*93*	*34-148*			*C7*
Surrogate: Decachlorobiphenyl [2C]					*ug/kg wet*		*85*	*34-148*			*C7*
Surrogate: Tetrachloro-m-xylene					*ug/kg wet*		*89*	*35-134*			*C7*
Surrogate: Tetrachloro-m-xylene					*ug/kg wet*		*88*	*35-134*			*C7*
LCS Analyzed: 10/14/09 (Lab Number:9J13046-BS1, Batch: 9J13046)											
Aroclor 1016		162	16	3.2	ug/kg wet	157	97	59-154			C7
Aroclor 1016 [2C]		162	16	3.2	ug/kg wet	148	91	59-154			C7
Aroclor 1221			16	3.2	ug/kg wet	ND					C7
Aroclor 1221 [2C]			16	3.2	ug/kg wet	ND					C7
Aroclor 1232			16	3.2	ug/kg wet	ND					C7
Aroclor 1232 [2C]			16	3.2	ug/kg wet	ND					C7
Aroclor 1242			16	3.5	ug/kg wet	ND					C7
Aroclor 1242 [2C]			16	3.5	ug/kg wet	ND					C7
Aroclor 1248			16	3.2	ug/kg wet	ND					C7
Aroclor 1248 [2C]			16	3.2	ug/kg wet	ND					C7
Aroclor 1254			16	3.4	ug/kg wet	ND					C7
Aroclor 1254 [2C]			16	3.4	ug/kg wet	ND					C7
Aroclor 1260		162	16	3.4	ug/kg wet	198	122	51-179			C7
Aroclor 1260 [2C]		162	16	3.4	ug/kg wet	173	107	51-179			C7
Surrogate: Decachlorobiphenyl					*ug/kg wet*		*90*	*34-148*			*C7*

Benchmark Environmental & Engineering Science
2558 Hamburg Turnpike, Suite 300
Lackawanna, NY 14218

SDG Number: RSJ0707

Project: Benchmark - Globe site
Project Number: TURN

Received: 10/08/09-10/13/09
Reported: 11/03/09 17:10

LABORATORY QC DATA

Analyte	Source Result	Spike Level	RL	MDL	Units	Result	% REC	% REC Limits	% RPD	RPD Limit	Data Qualifiers
Polychlorinated Biphenyls by EPA Method 8082											
LCS Analyzed: 10/14/09 (Lab Number:9J13046-BS1, Batch: 9J13046)											
Surrogate: Decachlorobiphenyl [2C]					*ug/kg wet*		*85*	*34-148*			*C7*
Surrogate: Tetrachloro-m-xylene					*ug/kg wet*		*91*	*35-134*			*C7*
Surrogate: Tetrachloro-m-xylene					*ug/kg wet*		*88*	*35-134*			*C7*
Matrix Spike Analyzed: 10/14/09 (Lab Number:9J13046-MS1, Batch: 9J13046)											
QC Source Sample: RSJ0709-04											
Aroclor 1016	ND	185	19	3.6	ug/kg dry	169	91	59-154			C7
Aroclor 1016 [2C]	ND	185	19	3.6	ug/kg dry	182	98	59-154			C7
Aroclor 1221	ND		19	3.6	ug/kg dry	ND					C7
Aroclor 1221 [2C]	ND		19	3.6	ug/kg dry	ND					C7
Aroclor 1232	ND		19	3.6	ug/kg dry	ND					C7
Aroclor 1232 [2C]	ND		19	3.6	ug/kg dry	ND					C7
Aroclor 1242	ND		19	4.0	ug/kg dry	ND					C7
Aroclor 1242 [2C]	ND		19	4.0	ug/kg dry	ND					C7
Aroclor 1248	ND		19	3.6	ug/kg dry	ND					C7
Aroclor 1248 [2C]	ND		19	3.6	ug/kg dry	ND					C7
Aroclor 1254	27.0		19	3.9	ug/kg dry	127					C7
Aroclor 1254 [2C]	29.7		19	3.9	ug/kg dry	123					C7
Aroclor 1260	27.2	185	19	3.9	ug/kg dry	221	105	51-179			C7
Aroclor 1260 [2C]	18.1	185	19	3.9	ug/kg dry	187	91	51-179			C7
Surrogate: Decachlorobiphenyl					*ug/kg dry*		*86*	*34-148*			*C7*
Surrogate: Decachlorobiphenyl [2C]					*ug/kg dry*		*99*	*34-148*			*C7*
Surrogate: Tetrachloro-m-xylene					*ug/kg dry*		*83*	*35-134*			*C7*
Surrogate: Tetrachloro-m-xylene					*ug/kg dry*		*83*	*35-134*			*C7*
Matrix Spike Dup Analyzed: 10/14/09 (Lab Number:9J13046-MSD1, Batch: 9J13046)											
QC Source Sample: RSJ0709-04											
Aroclor 1016	ND	184	18	3.6	ug/kg dry	175	95	59-154	4	50	C7
Aroclor 1016 [2C]	ND	184	18	3.6	ug/kg dry	175	95	59-154	4	50	C7
Aroclor 1221	ND		18	3.6	ug/kg dry	ND					C7
Aroclor 1221 [2C]	ND		18	3.6	ug/kg dry	ND					C7
Aroclor 1232	ND		18	3.6	ug/kg dry	ND					C7
Aroclor 1232 [2C]	ND		18	3.6	ug/kg dry	ND					C7
Aroclor 1242	ND		18	4.0	ug/kg dry	ND					C7
Aroclor 1242 [2C]	ND		18	4.0	ug/kg dry	ND					C7

Benchmark Environmental & Engineering Science
2558 Hamburg Turnpike, Suite 300
Lackawanna, NY 14218

SDG Number: RSJ0707

Project: Benchmark - Globe site
Project Number: TURN

Received: 10/08/09-10/13/09
Reported: 11/03/09 17:10

LABORATORY QC DATA

Analyte	Source Result	Spike Level	RL	MDL	Units	Result	% REC	% REC Limits	% RPD	RPD Limit	Data Qualifiers
Polychlorinated Biphenyls by EPA Method 8082											
Matrix Spike Dup Analyzed: 10/14/09 (Lab Number:9J13046-MSD1, Batch: 9J13046)											
QC Source Sample: RSJ0709-04											
Aroclor 1248	ND		18	3.6	ug/kg dry	ND					C7
Aroclor 1248 [2C]	ND		18	3.6	ug/kg dry	ND					C7
Aroclor 1254	27.0		18	3.9	ug/kg dry	165			25		C7
Aroclor 1254 [2C]	29.7		18	3.9	ug/kg dry	181			38		C7
Aroclor 1260	27.2	184	18	3.9	ug/kg dry	211	100	51-179	5	50	C7
Aroclor 1260 [2C]	18.1	184	18	3.9	ug/kg dry	203	101	51-179	8	50	C7
Surrogate: Decachlorobiphenyl					*ug/kg dry*		*75*	*34-148*			*C7*
Surrogate: Decachlorobiphenyl [2C]					*ug/kg dry*		*83*	*34-148*			*C7*
Surrogate: Tetrachloro-m-xylene					*ug/kg dry*		*81*	*35-134*			*C7*
Surrogate: Tetrachloro-m-xylene					*ug/kg dry*		*80*	*35-134*			*C7*

Benchmark Environmental & Engineering Science
2558 Hamburg Turnpike, Suite 300
Lackawanna, NY 14218

SDG Number: RSJ0707

Project: Benchmark - Globe site
Project Number: TURN

Received: 10/08/09-10/13/09
Reported: 11/03/09 17:10

LABORATORY QC DATA

Analyte	Source Result	Spike Level	RL	MDL	Units	Result	% REC	% REC Limits	% RPD	RPD Limit	Data Qualifiers
Herbicides											
Blank Analyzed: 10/16/09 (Lab Number:9J13049-BLK1, Batch: 9J13049)											
2,4,5-T			17	5.2	ug/kg wet	ND					C
2,4,5-T [2C]			17	2.1	ug/kg wet	ND					
2,4-D			17	10	ug/kg wet	ND					
2,4-D [2C]			17	4.4	ug/kg wet	ND					
2,4,5-TP (Silvex)			17	5.9	ug/kg wet	ND					
Silvex (2,4,5-TP) [2C]			17	1.8	ug/kg wet	ND					
Surrogate: 2,4-Dichlorophenylacetic					*ug/kg wet*		*57*	*15-120*			
Surrogate: 2,4-Dichlorophenylacetic					*ug/kg wet*		*61*	*19-128*			
LCS Analyzed: 10/16/09 (Lab Number:9J13049-BS1, Batch: 9J13049)											
2,4,5-T		65.9	17	5.3	ug/kg wet	48.2	73	31-130			C
2,4,5-T [2C]		65.9	17	2.1	ug/kg wet	56.1	85	19-160			
2,4-D		65.9	17	10	ug/kg wet	47.0	71	42-140			
2,4-D [2C]		65.9	17	4.4	ug/kg wet	57.8	88	32-150			
2,4,5-TP (Silvex)		65.9	17	5.9	ug/kg wet	50.4	76	20-130			
Silvex (2,4,5-TP) [2C]		65.9	17	1.8	ug/kg wet	56.5	86	25-137			
Surrogate: 2,4-Dichlorophenylacetic					*ug/kg wet*		*58*	*15-120*			
Surrogate: 2,4-Dichlorophenylacetic					*ug/kg wet*		*66*	*19-128*			
LCS Dup Analyzed: 10/16/09 (Lab Number:9J13049-BSD1, Batch: 9J13049)											
2,4,5-T		65.2	17	5.2	ug/kg wet	52.3	80	31-130	8	50	C
2,4,5-T [2C]		65.2	17	2.1	ug/kg wet	48.2	74	19-160	15	35	
2,4-D		65.2	17	10	ug/kg wet	48.7	75	42-140	4	25	
2,4-D [2C]		65.2	17	4.3	ug/kg wet	69.0	106	32-150	18	50	
2,4,5-TP (Silvex)		65.2	17	5.9	ug/kg wet	51.1	78	20-130	1	35	
Silvex (2,4,5-TP) [2C]		65.2	17	1.8	ug/kg wet	59.6	91	25-137	5	35	
Surrogate: 2,4-Dichlorophenylacetic					*ug/kg wet*		*58*	*15-120*			
Surrogate: 2,4-Dichlorophenylacetic					*ug/kg wet*		*66*	*19-128*			

Benchmark Environmental & Engineering Science
2558 Hamburg Turnpike, Suite 300
Lackawanna, NY 14218

SDG Number: RSJ0707

Project: Benchmark - Globe site
Project Number: TURN

Received: 10/08/09-10/13/09
Reported: 11/03/09 17:10

LABORATORY QC DATA

Analyte	Source Result	Spike Level	RL	MDL	Units	Result	% REC	% REC Limits	% RPD	RPD Limit	Data Qualifiers
Total Metals by SW 846 Series Methods											
Blank Analyzed: 10/15/09 (Lab Number:9J12051-BLK1, Batch: 9J12051)											
Aluminum			10.0	NR	mg/kg wet	ND					
Antimony			15.0	NR	mg/kg wet	ND					
Arsenic			2.0	NR	mg/kg wet	ND					
Barium			0.500	NR	mg/kg wet	ND					
Beryllium			0.200	NR	mg/kg wet	ND					
Cadmium			0.200	NR	mg/kg wet	ND					
Calcium			50.0	NR	mg/kg wet	ND					B
Chromium			0.500	NR	mg/kg wet	ND					
Cobalt			0.500	NR	mg/kg wet	ND					
Copper			1.0	NR	mg/kg wet	ND					
Iron			10.0	NR	mg/kg wet	ND					
Lead			1.0	NR	mg/kg wet	ND					
Magnesium			20.0	NR	mg/kg wet	ND					
Manganese			0.2	NR	mg/kg wet	ND					B
Nickel			5.00	NR	mg/kg wet	ND					
Potassium			30.0	NR	mg/kg wet	ND					
Selenium			4.0	NR	mg/kg wet	ND					
Silver			0.500	NR	mg/kg wet	ND					
Sodium			140	NR	mg/kg wet	ND					
Thallium			6.0	NR	mg/kg wet	ND					
Vanadium			0.500	NR	mg/kg wet	ND					
Zinc			2.0	NR	mg/kg wet	ND					B
Reference Analyzed: 10/15/09 (Lab Number:9J12051-SRM1, Batch: 9J12051)											
Aluminum		11000	10.0	NR	mg/kg wet	8990	82	55.7-143.6			
Antimony		81.6	15.0	NR	mg/kg wet	42.6	52	0-203.7			
Arsenic		158	2.0	NR	mg/kg wet	145	92	81.6-118.4			
Barium		348	0.501	NR	mg/kg wet	318	91	80.7-119.3			
Beryllium		106	0.200	NR	mg/kg wet	96.3	91	81.6-118.9			
Cadmium		187	0.200	NR	mg/kg wet	173	92	82.4-117.6			
Calcium		9660	50.1	NR	mg/kg wet	8990	93	80.8-119.2			
Chromium		89.6	0.501	NR	mg/kg wet	82.5	92	78.8-120.7			
Cobalt		277	0.501	NR	mg/kg wet	267	96	80.9-119.1			

Benchmark Environmental & Engineering Science
2558 Hamburg Turnpike, Suite 300
Lackawanna, NY 14218

SDG Number: RSJ0707

Project: Benchmark - Globe site
Project Number: TURN

Received: 10/08/09-10/13/09
Reported: 11/03/09 17:10

LABORATORY QC DATA

Analyte	Source Result	Spike Level	RL	MDL	Units	Result	% REC	% REC Limits	% RPD	RPD Limit	Data Qualifiers
Total Metals by SW 846 Series Methods											
Reference Analyzed: 10/15/09 (Lab Number:9J12051-SRM1, Batch: 9J12051)											
Copper		129	1.0	NR	mg/kg wet	121	94	83.7-117.1			
Iron		18600	10.0	NR	mg/kg wet	14800	80	50.4-148.9			
Lead		172	1.0	NR	mg/kg wet	164	95	79.1-120.3			
Magnesium		5040	20.0	NR	mg/kg wet	4660	93	78.7-121.3			
Manganese		634	0.2	NR	mg/kg wet	588	93	81.8-118			
Nickel		99.1	5.01	NR	mg/kg wet	94.0	95	81.2-119.2			
Potassium		4010	30.0	NR	mg/kg wet	3770	94	73.6-126.4			
Selenium		148	4.0	NR	mg/kg wet	137	93	78.4-120.9			
Silver		66.1	0.501	NR	mg/kg wet	62.2	94	66.2-133.6			
Sodium		884	140	NR	mg/kg wet	840	95	73.7-125.7			
Thallium		268	6.0	NR	mg/kg wet	259	96	77.6-122.4			
Vanadium		194	0.501	NR	mg/kg wet	180	92	79.4-120.1			
Zinc		394	2.0	NR	mg/kg wet	363	92	80.5-119.3			
Total Metals by SW 846 Series Methods											
Blank Analyzed: 10/14/09 (Lab Number:9J13012-BLK1, Batch: 9J13012)											
Aluminum			10.0	NR	mg/kg wet	ND					
Antimony			15.0	NR	mg/kg wet	ND					
Arsenic			2.0	NR	mg/kg wet	ND					
Barium			0.500	NR	mg/kg wet	ND					
Beryllium			0.200	NR	mg/kg wet	ND					
Cadmium			0.200	NR	mg/kg wet	ND					
Calcium			50.0	NR	mg/kg wet	ND					
Chromium			0.500	NR	mg/kg wet	ND					
Cobalt			0.500	NR	mg/kg wet	ND					
Copper			1.0	NR	mg/kg wet	ND					
Iron			10.0	NR	mg/kg wet	ND					
Lead			1.0	NR	mg/kg wet	ND					
Magnesium			20.0	NR	mg/kg wet	ND					
Manganese			0.2	NR	mg/kg wet	ND					

Benchmark Environmental & Engineering Science
2558 Hamburg Turnpike, Suite 300
Lackawanna, NY 14218

SDG Number: RSJ0707

Project: Benchmark - Globe site
Project Number: TURN

Received: 10/08/09-10/13/09
Reported: 11/03/09 17:10

LABORATORY QC DATA

Analyte	Source Result	Spike Level	RL	MDL	Units	Result	% REC	% REC Limits	% RPD	RPD Limit	Data Qualifiers
Total Metals by SW 846 Series Methods											
Blank Analyzed: 10/14/09 (Lab Number:9J13012-BLK1, Batch: 9J13012)											
Nickel			5.00	NR	mg/kg wet	ND					
Potassium			30.0	NR	mg/kg wet	ND					
Selenium			4.0	NR	mg/kg wet	ND					
Silver			0.500	NR	mg/kg wet	ND					
Sodium			140	NR	mg/kg wet	ND					
Thallium			6.0	NR	mg/kg wet	ND					
Vanadium			0.500	NR	mg/kg wet	ND					
Zinc			2.0	NR	mg/kg wet	ND					B
Matrix Spike Analyzed: 10/14/09 (Lab Number:9J13012-MS1, Batch: 9J13012)											
QC Source Sample: RSJ0709-04											
Aluminum	5270	2240	11.2	NR	mg/kg dry	7960	120	75-125			
Antimony	2.48	44.7	16.8	NR	mg/kg dry	18.9	37	75-125			M1
Arsenic	8.81	44.7	2.2	NR	mg/kg dry	53.1	99	75-125			
Barium	94.7	44.7	0.559	NR	mg/kg dry	141	103	75-125			
Beryllium	0.349	44.7	0.224	NR	mg/kg dry	43.4	96	75-125			
Cadmium	1.26	44.7	0.224	NR	mg/kg dry	43.3	94	75-125			
Chromium	3800	44.7	0.559	NR	mg/kg dry	2970	-1850	75-125			MHA
Cobalt	90.7	44.7	0.559	NR	mg/kg dry	105	31	75-125			M1
Copper	183	44.7	1.1	NR	mg/kg dry	207	54	75-125			MHA
Iron	39200	2240	11.2	NR	mg/kg dry	42000	125	75-125			
Lead	95.2	44.7	1.1	NR	mg/kg dry	162	148	75-125			M1
Magnesium	28400	2240	22.4	NR	mg/kg dry	30100	78	75-125			
Manganese	1860	44.7	0.2	NR	mg/kg dry	1500	-798	75-125			MHA
Potassium	799	2240	33.5	NR	mg/kg dry	3120	104	75-125			
Selenium	1.29	44.7	4.5	NR	mg/kg dry	43.8	95	75-125			
Silver	0.142	11.2	0.559	NR	mg/kg dry	11.3	99	75-125			
Sodium	211	2240	157	NR	mg/kg dry	2340	95	75-125			
Vanadium	54.9	44.7	0.559	NR	mg/kg dry	83.3	64	75-125			M1
Zinc	288	44.7	2.2	NR	mg/kg dry	308	45	75-125			MHA
Matrix Spike Analyzed: 10/15/09 (Lab Number:9J13012-MS4, Batch: 9J13012)											
QC Source Sample: RSJ0709-04											
Calcium	60600	2240	280	NR	mg/kg dry	57700	-126	75-125			MHA,D08
Nickel	2730	44.7	28.0	NR	mg/kg dry	2390	-760	75-125			MHA,D08
Thallium	3.92	44.7	33.5	NR	mg/kg dry	48.5	100	75-125			D02
Matrix Spike Dup Analyzed: 10/14/09 (Lab Number:9J13012-MSD1, Batch: 9J13012)											
QC Source Sample: RSJ0709-04											
Aluminum	5270	2160	10.8	NR	mg/kg dry	7400	99	75-125	7	20	

Benchmark Environmental & Engineering Science
2558 Hamburg Turnpike, Suite 300
Lackawanna, NY 14218

SDG Number: RSJ0707

Project: Benchmark - Globe site
Project Number: TURN

Received: 10/08/09-10/13/09
Reported: 11/03/09 17:10

LABORATORY QC DATA

Analyte	Source Result	Spike Level	RL	MDL	Units	Result	% REC	% REC Limits	% RPD	RPD Limit	Data Qualifiers
Total Metals by SW 846 Series Methods											
Matrix Spike Dup Analyzed: 10/14/09 (Lab Number:9J13012-MSD1, Batch: 9J13012)											
QC Source Sample: RSJ0709-04											
Antimony	2.48	43.2	16.2	NR	mg/kg dry	18.8	38	75-125	0.5	20	M1
Arsenic	8.81	43.2	2.2	NR	mg/kg dry	49.5	94	75-125	7	20	
Barium	94.7	43.2	0.539	NR	mg/kg dry	132	86	75-125	7	20	
Beryllium	0.349	43.2	0.216	NR	mg/kg dry	41.2	95	75-125	5	20	
Cadmium	1.26	43.2	0.216	NR	mg/kg dry	41.2	92	75-125	5	20	
Chromium	3800	43.2	0.539	NR	mg/kg dry	1400	-5570	75-125	72	20	MHA,R3
Cobalt	90.7	43.2	0.539	NR	mg/kg dry	112	49	75-125	7	20	M1
Copper	183	43.2	1.1	NR	mg/kg dry	270	201	75-125	26	20	MHA,R3
Iron	39200	2160	10.8	NR	mg/kg dry	35100	-190	75-125	18	20	MHA
Lead	95.2	43.2	1.1	NR	mg/kg dry	142	108	75-125	13	20	
Magnesium	28400	2160	21.6	NR	mg/kg dry	31200	130	75-125	3	20	MHA
Manganese	1860	43.2	0.2	NR	mg/kg dry	2130	622	75-125	34	20	MHA,R3
Potassium	799	2160	32.4	NR	mg/kg dry	3010	102	75-125	4	20	
Selenium	1.29	43.2	4.3	NR	mg/kg dry	40.8	92	75-125	7	20	
Silver	0.142	10.8	0.539	NR	mg/kg dry	10.8	99	75-125	4	20	
Sodium	211	2160	151	NR	mg/kg dry	2240	94	75-125	4	20	
Vanadium	54.9	43.2	0.539	NR	mg/kg dry	76.7	51	75-125	8	20	M1
Zinc	288	43.2	2.2	NR	mg/kg dry	264	-55	75-125	15	20	MHA
Matrix Spike Dup Analyzed: 10/15/09 (Lab Number:9J13012-MSD4, Batch: 9J13012)											
QC Source Sample: RSJ0709-04											
Calcium	60600	2160	270	NR	mg/kg dry	69100	397	75-125	18	20	MHA,D08
Nickel	2730	43.2	27.0	NR	mg/kg dry	3710	2280	75-125	43	20	MHA,R3, D08
Thallium	3.92	43.2	32.4	NR	mg/kg dry	46.6	99	75-125	4	20	D02
Reference Analyzed: 10/14/09 (Lab Number:9J13012-SRM1, Batch: 9J13012)											
Aluminum		11000	10.0	NR	mg/kg wet	9300	85	55.7-143.6			
Antimony		81.5	15.0	NR	mg/kg wet	67.5	83	0-203.7			
Arsenic		158	2.0	NR	mg/kg wet	152	96	81.6-118.4			
Barium		348	0.500	NR	mg/kg wet	330	95	80.7-119.3			
Beryllium		106	0.200	NR	mg/kg wet	98.5	93	81.6-118.9			
Cadmium		187	0.200	NR	mg/kg wet	174	93	82.4-117.6			
Calcium		9650	50.0	NR	mg/kg wet	9040	94	80.8-119.2			

Benchmark Environmental & Engineering Science
2558 Hamburg Turnpike, Suite 300
Lackawanna, NY 14218

SDG Number: RSJ0707

Project: Benchmark - Globe site
Project Number: TURN

Received: 10/08/09-10/13/09
Reported: 11/03/09 17:10

LABORATORY QC DATA

Analyte	Source Result	Spike Level	RL	MDL	Units	Result	% REC	% REC Limits	% RPD	RPD Limit	Data Qualifiers
Total Metals by SW 846 Series Methods											
Reference Analyzed: 10/14/09 (Lab Number:9J13012-SRM1, Batch: 9J13012)											
Chromium		89.5	0.500	NR	mg/kg wet	83.7	94	78.8-120.7			
Cobalt		277	0.500	NR	mg/kg wet	266	96	80.9-119.1			
Copper		129	1.0	NR	mg/kg wet	125	97	83.7-117.1			
Iron		18600	10.0	NR	mg/kg wet	17100	92	50.4-148.9			
Lead		172	1.0	NR	mg/kg wet	164	95	79.1-120.3			
Magnesium		5030	20.0	NR	mg/kg wet	4710	94	78.7-121.3			
Manganese		633	0.2	NR	mg/kg wet	614	97	81.8-118			
Nickel		99.0	5.00	NR	mg/kg wet	94.2	95	81.2-119.2			
Potassium		4010	30.0	NR	mg/kg wet	3880	97	73.6-126.4			
Selenium		148	4.0	NR	mg/kg wet	145	98	78.4-120.9			
Silver		66.0	0.500	NR	mg/kg wet	61.6	93	66.2-133.6			
Sodium		883	140	NR	mg/kg wet	805	91	73.7-125.7			
Thallium		268	6.0	NR	mg/kg wet	264	98	77.6-122.4			
Vanadium		194	0.500	NR	mg/kg wet	186	96	79.4-120.1			
Zinc		394	2.0	NR	mg/kg wet	375	95	80.5-119.3			
Total Metals by SW 846 Series Methods											
Blank Analyzed: 10/13/09 (Lab Number:9J13026-BLK1, Batch: 9J13026)											
Mercury			0.0208	NR	mg/kg wet	ND					
Reference Analyzed: 10/13/09 (Lab Number:9J13026-SRM1, Batch: 9J13026)											
Mercury		6.82	0.365	NR	mg/kg wet	8.09	119	71.8-128.2			
Total Metals by SW 846 Series Methods											
Blank Analyzed: 10/14/09 (Lab Number:9J13028-BLK1, Batch: 9J13028)											
Mercury			0.0195	NR	mg/kg wet	ND					
Matrix Spike Analyzed: 10/14/09 (Lab Number:9J13028-MS2, Batch: 9J13028)											
QC Source Sample: RSJ0709-04											
Mercury	0.0499	0.369	0.0221	NR	mg/kg dry	0.402	95	75-125			

Benchmark Environmental & Engineering Science
2558 Hamburg Turnpike, Suite 300
Lackawanna, NY 14218

SDG Number: RSJ0707

Project: Benchmark - Globe site
Project Number: TURN

Received: 10/08/09-10/13/09
Reported: 11/03/09 17:10

Total Metals by SW 846 Series Methods

Matrix Spike Dup Analyzed: 10/14/09 (Lab Number:9J13028-MSD2, Batch: 9J13028)

QC Source Sample: RSJ0709-04

Mercury	0.0499	0.383	0.0230	NR	mg/kg dry	0.420	96	75-125	4	20	

Reference Analyzed: 10/14/09 (Lab Number:9J13028-SRM1, Batch: 9J13028)

Mercury		6.80	0.382	NR	mg/kg wet	5.94	87	71.8-128.2			

Total Metals by SW 846 Series Methods

Blank Analyzed: 10/15/09 (Lab Number:9J13083-BLK1, Batch: 9J13083)

Aluminum			10.0	NR	mg/kg wet	ND					
Antimony			15.0	NR	mg/kg wet	ND					
Arsenic			2.0	NR	mg/kg wet	ND					
Barium			0.500	NR	mg/kg wet	ND					
Beryllium			0.200	NR	mg/kg wet	ND					
Cadmium			0.200	NR	mg/kg wet	ND					
Calcium			50.0	NR	mg/kg wet	ND					
Chromium			0.500	NR	mg/kg wet	ND					
Cobalt			0.500	NR	mg/kg wet	ND					
Copper			1.0	NR	mg/kg wet	ND					
Iron			10.0	NR	mg/kg wet	ND					
Lead			1.0	NR	mg/kg wet	ND					
Magnesium			20.0	NR	mg/kg wet	ND					
Manganese			0.2	NR	mg/kg wet	ND					B
Nickel			5.00	NR	mg/kg wet	ND					
Potassium			30.0	NR	mg/kg wet	ND					
Selenium			4.0	NR	mg/kg wet	ND					
Silver			0.500	NR	mg/kg wet	ND					
Sodium			140	NR	mg/kg wet	ND					
Thallium			6.0	NR	mg/kg wet	ND					
Vanadium			0.500	NR	mg/kg wet	ND					
Zinc			2.0	NR	mg/kg wet	ND					B

Reference Analyzed: 10/15/09 (Lab Number:9J13083-SRM1, Batch: 9J13083)

Aluminum		11000	10.0	NR	mg/kg wet	8340	76	55.7-143.6			
Antimony		81.4	15.0	NR	mg/kg wet	55.1	68	0-203.7			
Arsenic		158	2.0	NR	mg/kg wet	135	86	81.6-118.4			
Barium		347	0.499	NR	mg/kg wet	296	85	80.7-119.3			
Beryllium		106	0.200	NR	mg/kg wet	91.1	86	81.6-118.9			
Cadmium		187	0.200	NR	mg/kg wet	165	89	82.4-117.6			

Benchmark Environmental & Engineering Science
2558 Hamburg Turnpike, Suite 300
Lackawanna, NY 14218

SDG Number: RSJ0707

Project: Benchmark - Globe site
Project Number: TURN

Received: 10/08/09-10/13/09
Reported: 11/03/09 17:10

LABORATORY QC DATA

Analyte	Source Result	Spike Level	RL	MDL	Units	Result	% REC	% REC Limits	% RPD	RPD Limit	Data Qualifiers
Total Metals by SW 846 Series Methods											
Reference Analyzed: 10/15/09 (Lab Number:9J13083-SRM1, Batch: 9J13083)											
Calcium		9630	49.9	NR	mg/kg wet	8540	89	80.8-119.2			
Chromium		89.4	0.499	NR	mg/kg wet	84.1	94	78.8-120.7			
Cobalt		277	0.499	NR	mg/kg wet	259	94	80.9-119.1			
Copper		129	1.0	NR	mg/kg wet	115	90	83.7-117.1			
Iron		18600	10.0	NR	mg/kg wet	13400	72	50.4-148.9			
Lead		172	1.0	NR	mg/kg wet	145	84	79.1-120.3			
Magnesium		5020	20.0	NR	mg/kg wet	4270	85	78.7-121.3			
Manganese		632	0.2	NR	mg/kg wet	571	90	81.8-118			
Nickel		98.8	4.99	NR	mg/kg wet	91.1	92	81.2-119.2			
Potassium		4000	30.0	NR	mg/kg wet	3450	86	73.6-126.4			
Selenium		148	4.0	NR	mg/kg wet	134	90	78.4-120.9			
Silver		65.9	0.499	NR	mg/kg wet	55.5	84	66.2-133.6			
Sodium		882	140	NR	mg/kg wet	831	94	73.7-125.7			
Thallium		268	6.0	NR	mg/kg wet	242	91	77.6-122.4			
Vanadium		194	0.499	NR	mg/kg wet	172	89	79.4-120.1			
Zinc		393	2.0	NR	mg/kg wet	357	91	80.5-119.3			
Total Metals by SW 846 Series Methods											
Blank Analyzed: 10/15/09 (Lab Number:9J14080-BLK1, Batch: 9J14080)											
Mercury			0.0198	NR	mg/kg wet	ND					
Reference Analyzed: 10/15/09 (Lab Number:9J14080-SRM1, Batch: 9J14080)											
Mercury		6.85	0.403	NR	mg/kg wet	6.39	93	71.8-128.2			

Chain of Custody Record

Temperature on Receipt _____

Drinking Water? Yes ☐ No ☒

TestAmerica
THE LEADER IN ENVIRONMENTAL TESTING

TAL-4124 (1007)

Client	Project Manager	Date	Chain of Custody Number
Benchmark Env	Mike Lesakowski	10/4/07	133643
Address	**Telephone Number (Area Code)/Fax Number**	**Lab Number**	**Page 1 of 1**
2558 Hamburg Turnpike	(716) 856-0635		
City / **State** / **Zip Code**	**Site Contact**	**Lab Contact**	
Lackawanna / NY / 14214	T. Behan	B. Fisch	
Project Name and Location (State)	**Carrier/Waybill Number**		
Globe (176-001-03)			
Contract/Purchase Order/Quote No.			

Sample I.D. No. and Description (Containers for each sample may be combined on one line)	Date	Time	Matrix: Air	Aqueous	Sed.	Soil	Containers & Preservatives: Unpres.	H2SO4	HNO3	HCl	NaOH	ZnAc/NaOH	Analysis: TCL SVOC	TAL METALS	T. PCB	Special Instructions/ Conditions of Receipt
SS-23	10/4/07	850				X							1	1	1	
SS-24		900				X							1	1	1	
SS-25		905				X							1	1	1	
SS-26		915				X							1	1	1	
SS-27		921				X							1	1	1	
SS-28		950				X							1	1	1	

Possible Hazard Identification
☐ Non-Hazard ☐ Flammable ☐ Skin Irritant ☐ Poison B ☐ Unknown

Sample Disposal
☐ Return To Client ☐ Disposal By Lab ☐ Archive For _____ Months (A fee may be assessed if samples are retained longer than 1 month)

Turn Around Time Required
☐ 24 Hours ☐ 48 Hours ☒ 7 Days ☐ 14 Days ☐ 21 Days ☐ Other _____

QC Requirements (Specify)
CAT B

	Date	Time		Date	Time
1. Relinquished By	10/9/07		1. Received By	10/9/07	1620
2. Relinquished By			2. Received By		
3. Relinquished By			3. Received By		

Comments

2.0°C

DISTRIBUTION: WHITE - Returned to Client with Report; CANARY - Stays with the Sample; PINK - Field Copy

34/2361

Chain of Custody Record

Temperature on Receipt _____

Drinking Water? Yes ☐ No ☐

TestAmerica
THE LEADER IN ENVIRONMENTAL TESTING

TAL-4124 (1007)

Client: ~~Brock~~ Benchmark	Project Manager: Mike Lesekpanski	Date: 10-9-09	Chain of Custody Number: 133642
Address: 2558 Hamburg Turnpike	Telephone Number (Area Code)/Fax Number: 716-225-3314	Lab Number:	Page _____ of _____
City: Buffalo / State: NY / Zip Code: 14218	Site Contact: Brock Greene	Lab Contact: Brian Fisher	
Project Name and Location (State): 3807 Highland Ave Site (Globe)	Carrier/Waybill Number:		
Contract/Purchase Order/Quote No.: 0170-001-103			

Analysis (Attach list if more space is needed)

Sample I.D. No. and Description (Containers for each sample may be combined on one line)	Date	Time	Matrix: Air	Aqueous	Sed.	Soil	Containers & Preservatives: Unpres.	H2SO4	HNO3	HCl	NaOH	ZnAc/NaOH	TCL SVOC	TAL Metal	TCL + STARS VOC	PCB	Pesticides	Herbicides	Special Instructions/ Conditions of Receipt
TP-20 (0-2')	10-9-09	900				X	2						X	X					
TP-22 (0-2')		945				X	3						X	X	X				3 day turn on this
TP-18 (0-2')		1145				X	2						X	X					
TP-16 (0-2')		1350				X	3						X	X		X	X	X	
TP-24 (0-3') + MS + MSD		1505				X	5						X	X		X			MS + MSD on PCBs
Blind - 6		0800				X	2						X	X					
Blind - 7		0800				X	2						X	X		X	X	X	No SVOC & Metal

Possible Hazard Identification
☐ Non-Hazard ☐ Flammable ☐ Skin Irritant ☐ Poison B ☒ Unknown

Sample Disposal
☐ Return To Client ☒ Disposal By Lab ☐ Archive For _____ Months (A fee may be assessed if samples are retained longer than 1 month)

Turn Around Time Required
☐ 24 Hours ☐ 48 Hours ☒ 7 Days ☐ 14 Days ☐ 21 Days ☐ Other _____

QC Requirements (Specify)

	Date	Time		Date	Time
1. Relinquished By	10-9-09	1630	1. Received By	10/9/09	1620
2. Relinquished By			2. Received By		
3. Relinquished By			3. Received By		

Comments

2.0°C

135/23061

DISTRIBUTION: WHITE - Returned to Client with Report; CANARY - Stays with the Sample; PINK - Field Copy

[redacted]

Chain of Custody Record

Temperature on Receipt _____

Drinking Water? Yes ☐ No ☐

TestAmerica

THE LEADER IN ENVIRONMENTAL TESTING

TAL-4124 (1007)

Client: ~~Brock~~ Benchmark	Project Manager: Mike Leschpawski	Date: 10-9-09	Chain of Custody Number: 133642
Address: 2558 Hamburg Turnpike	Telephone Number (Area Code)/Fax Number: 716-225-3314	Lab Number:	Page ____ of ____
City: Buffalo; State: NY; Zip Code: 14218	Site Contact: Brock Greene; Lab Contact: Brian Fisher		
Project Name and Location (State): 3807 Highland Ave Site (Elbe)	Carrier/Waybill Number:		
Contract/Purchase Order/Quote No.: 0170-001-103			

Analysis (Attach list if more space is needed)

Sample I.D. No. and Description (Containers for each sample may be combined on one line)	Date	Time	Matrix: Air	Aqueous	Sed	Soil	Containers & Preservatives: Unpres.	H2SO4	HNO3	HCl	NaOH	ZnAc/NaOH	TCL SVOC	TAL Metal	TCL+STARS VOC	PCB	Pesticides	Herbicides	Special Instructions/ Conditions of Receipt
TP-20 (0-2)	10-9-09	900				X	2						X	X					
TP-22 (0-2)		945				X	3						X	X	X				3 day turnaround
TP-18 (0-2)		1145				X	2						X	X					
TP-16 (0-2)		1350				X	3						X	X		X	X	X	
TP-24 (0-2) + MS + MSD		1505				X	5						X	X		X			MS + MSD on PCB
Blind-6		0800				X	2						X	X					
Blind-7		0800				X	2						X	X		X	X	X	No SVOC + Metal

Possible Hazard Identification: ☐ Non-Hazard ☐ Flammable ☐ Skin Irritant ☐ Poison B ☒ Unknown

Sample Disposal: ☐ Return To Client ☒ Disposal By Lab ☐ Archive For ____ Months (A fee may be assessed if samples are retained longer than 1 month)

Turn Around Time Required: ☐ 24 Hours ☐ 48 Hours ☒ 7 Days ☐ 14 Days ☐ 21 Days ☐ Other ____

QC Requirements (Specify)

	Date	Time		Date	Time
1. Relinquished By: [signature]	10-9-09	1630	1. Received By: [signature]	10/9/09	1630
2. Relinquished By:			2. Received By:		
3. Relinquished By:			3. Received By:		

Comments: 2.0°C

DISTRIBUTION: WHITE - Returned to Client with Report; CANARY - Stays with the Sample; PINK - Field Copy

136/2361

Chain of Custody Record

Temperature on Receipt _____

Drinking Water? Yes ☐ No ☐

TestAmerica
THE LEADER IN ENVIRONMENTAL TESTING

TAL-4124 (1007)

Client: Benchmark	Project Manager: Mike Lesakowski	Date: 10-7-09	Chain of Custody Number: 133655
Address: 2558 Hamburg Turnpike	Telephone Number (Area Code)/Fax Number: 716-225-3314	Lab Number:	Page 1 of 1
City: Buffalo / State: NY / Zip Code: 14210	Site Contact: Brock Greene	Lab Contact: Brian Fisher	
Project Name and Location (State): 3807 Highland Ave site (Globe)	Carrier/Waybill Number:		
Contract/Purchase Order/Quote No.: 0170-001-103			

Sample I.D. No. and Description (Containers for each sample may be combined on one line)	Date	Time	Matrix: Air	Aqueous	Sed	Soil	Containers & Preservatives: Unpres.	HNO3	HCl	NaOH	ZnAc/NaOH	Analysis: TCL SVOC	TAL Metals	Special Instructions/ Conditions of Receipt
TP-17 (0-2')	10-7-09	1640				X	2					X	X	
Blind-2	1	800				X	2					X	X	

Possible Hazard Identification
☐ Non-Hazard ☐ Flammable ☐ Skin Irritant ☐ Poison B ☒ Unknown

Sample Disposal
☐ Return To Client ☒ Disposal By Lab ☐ Archive For _____ Months (A fee may be assessed if samples are retained longer than 1 month)

Turn Around Time Required
☐ 24 Hours ☐ 48 Hours ☒ 7 Days ☐ 14 Days ☐ 21 Days ☐ Other _____

QC Requirements (Specify): Cat B

	Date	Time		Date	Time
1. Relinquished By: Brock Greene	10-8-09	840	1. Received By:	10-08-09	11:30
2. Relinquished By	Date	Time	2. Received By	Date	Time
3. Relinquished By	Date	Time	3. Received By	Date	Time

Comments

4.0°C

DISTRIBUTION: WHITE - Returned to Client with Report; CANARY - Stays with the Sample; PINK - Field Copy

137/2361

Chain of Custody Record

Temperature on Receipt _____

Drinking Water? Yes ☐ No ☐

TestAmerica

THE LEADER IN ENVIRONMENTAL TESTING

TAL-4124 (1007)

Client: Benchmark	Project Manager: Mike Lesakowski	Date: 10-12-09	Chain of Custody Number: 133661
Address: 2558 Hamburg Turnpike	Telephone Number (Area Code)/Fax Number: 716-225-3314	Lab Number:	Page 1 of 1
City: Buffalo / State: NY / Zip Code: 14228	Site Contact: Brock Freeze	Lab Contact: Brian Fisher	
Project Name and Location (State): 3807 Highland Ave Site (Globe)	Carrier/Waybill Number:		
Contract/Purchase Order/Quote No.: 0170-001-103			

Sample I.D. No. and Description (Containers for each sample may be combined on one line)	Date	Time	Matrix: Air	Aqueous	Sed.	Soil	Containers & Preservatives: Unpres.	H2SO4	HNO3	HCl	NaOH	ZnAc/NaOH	Analysis: TCL SVOC	TAL Metal	Special Instructions/ Conditions of Receipt
TP-23 (0-2')	10-12-09	940				X	2						X	X	
TP-25 (3-5')		1055				X	2						X	X	
TP-28 (4-6')		1200				X	2						X	X	
TP-26 (5-7')		1430				X	2						X	X	
TP27 (4-6')		1515				X	2						X	X	
TP-29 (0-2')		1600				X	2						X	X	

Possible Hazard Identification: ☐ Non-Hazard ☐ Flammable ☐ Skin Irritant ☐ Poison B ☒ Unknown

Sample Disposal: ☐ Return To Client ☒ Disposal By Lab ☐ Archive For _____ Months (A fee may be assessed if samples are retained longer than 1 month)

Turn Around Time Required: ☐ 24 Hours ☐ 48 Hours ☒ 7 Days ☐ 14 Days ☐ 21 Days ☐ Other _____

QC Requirements (Specify): Cat B

	Relinquished By	Date	Time	Received By	Date	Time
1.		10-13-09	0900		10-13-09	1005
2.						
3.						

Comments: 5.3

DISTRIBUTION: WHITE - Returned to Client with Report; CANARY - Stays with the Sample; PINK - Field Copy

138/236

TestAmerica
THE LEADER IN ENVIRONMENTAL TESTING

Analytical Report

SDG Number: RSJ0493

Project Description(s)

Work Order RSJ0493 - Benchmark - Solsil site
Work Order RSJ0645 - Benchmark - Solsil site

For:

Mike Lesakowski

Benchmark Environmental & Engineering Science

2558 Hamburg Turnpike, Suite 300

Lackawanna, NY 14218

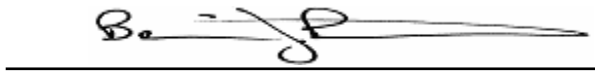

Brian Fischer

Project Manager

Brian.Fischer@testamericainc.com

Wednesday, October 28, 2009

The test results in this report meet all NELAP requirements for analytes for which accreditation is required or available. Any exception to NELAP requirements are noted in this report. Persuant to NELAP, this report may not be reproduced, except in full, without the written approval of the laboratory. All questions regarding this test report should be directed to the TestAmerica Project manager who has signed this report.

Benchmark Environmental & Engineering Science
2558 Hamburg Turnpike, Suite 300
Lackawanna, NY 14218

SDG Number: RSJ0493

Project: Benchmark - Solsil site
Project Number: TURN-0002

Received: 10/07/09-10/08/09
Reported: 10/28/09 17:00

TestAmerica Buffalo
Current Certifications

As of 1/27/2009

STATE	Program	Cert # / Lab ID
Arkansas	CWA, RCRA, SOIL	88-0686
California*	NELAP CWA, RCRA	01169CA
Connecticut	SDWA, CWA, RCRA, SOIL	PH-0568
Florida*	NELAP CWA, RCRA	E87672
Georgia*	SDWA,NELAP CWA, RCRA	956
Illinois*	NELAP SDWA, CWA, RCRA	200003
Iowa	SW/CS	374
Kansas*	NELAP SDWA, CWA, RCRA	E-10187
Kentucky	SDWA	90029
Kentucky UST	UST	30
Louisiana*	NELAP CWA, RCRA	2031
Maine	SDWA, CWA	NY0044
Maryland	SDWA	294
Massachusetts	SDWA, CWA	M-NY044
Michigan	SDWA	9937
Minnesota	SDWA,CWA, RCRA	036-999-337
New Hampshire*	NELAP SDWA, CWA	233701
New Jersey*	NELAP,SDWA, CWA, RCRA,	NY455
New York*	NELAP, AIR, SDWA, CWA, RCRA,CLP	10026
Oklahoma	CWA, RCRA	9421
Pennsylvania*	NELAP CWA,RCRA	68-00281
Tennessee	SDWA	02970
Texas*	NELAP CWA, RCRA	T104704412-08-TX
USDA	FOREIGN SOIL PERMIT	S-41579
USDOE	Department of Energy	DOECAP-STB
Virginia	SDWA	278
Washington*	NELAP CWA,RCRA	C1677
Wisconsin	CWA, RCRA	998310390
West Virginia	CWA,RCRA	252

*As required under the indicated accreditation, the test results in this report meet all NELAP requirements for parameters for which accre ditation is required or available. Any exceptions to NELAP requirements are noted in this report.

Benchmark Environmental & Engineering Science
2558 Hamburg Turnpike, Suite 300
Lackawanna, NY 14218

SDG Number: RSJ0493

Project: Benchmark - Solsil site
Project Number: TURN-0002

Received: 10/07/09-10/08/09
Reported: 10/28/09 17:00

CASE NARRATIVE

According to 40CFR Part 136.3, pH, Chlorine Residual, Dissolved Oxygen, Sulfite, and Temperature analyses are to be performed immediately after aqueous sample collection. When these parameters are not indicated as field (e.g. field-pH), they were not analyzed immediately, but as soon as possible after laboratory receipt.

For the Pesticide dual column analysis, a Form 1 will be provided for both columns for the Quality Control samples (Blanks, Laboratory Control Samples, Matrix Spikes and Duplicates). The primary column for this analysis is the B column.

For the PCB dual column analysis, a Form 1 will be provided for both columns for the Quality Control samples (Blanks, Laboratory Control Samples, Matrix Spikes and Duplicates). The primary column for this analysis is the A column.

For the herbicide dual column analysis, a Form 1 will be provided for both columns for the Quality Control samples (Blanks, Laboratory Control Samples, Matrix Spikes and Duplicates). The primary column for this analysis is the A column.

There are pertinent documents appended to this report, 2 pages, are included and are an integral part of this report.

Reproduction of this analytical report is permitted only in its entirety. This report shall not be reproduced except in full without the written approval of the laboratory.

TestAmerica Laboratories, Inc. certifies that the analytical results contained herein apply only to the samples tested as received by our Laboratory.

Benchmark Environmental & Engineering Science
2558 Hamburg Turnpike, Suite 300
Lackawanna, NY 14218

SDG Number: RSJ0493

Project: Benchmark - Solsil site
Project Number: TURN-0002

Received: 10/07/09-10/08/09
Reported: 10/28/09 17:00

The requested project specific reporting limits listed below were less than lab standard quantitation limits but greater than or equal to the lab MDL. It must be noted that results reported below lab standard quantitation limits (PQL) may result in false positive/false negative values and less accurate quantitation. Routine laboratory procedures do not indicate corrective action for detections below the laboratory's PQL.

SpecificMethod	Analyte	Units	Client RL	Lab PQL
8270C	4-Methylphenol	ug/kg dry	170	330

Benchmark Environmental & Engineering Science
2558 Hamburg Turnpike, Suite 300
Lackawanna, NY 14218

SDG Number: RSJ0493

Project: Benchmark - Solsil site
Project Number: TURN-0002

Received: 10/07/09-10/08/09
Reported: 10/28/09 17:00

DATA QUALIFIERS AND DEFINITIONS

B	Analyte was detected in the associated Method Blank.
B3	Target analyte detected in calibration blank at or above the method reporting limit.
C	Calibration Verification recovery was above the method control limit for this analyte. Analyte not detected, data not impacted.
C7	Calibration Verification recovery was below the method control limit due to matrix interference carried over from analytical samples. The matrix interference was confirmed by reanalysis with the same result.
D02	Dilution required due to sample matrix effects
D08	Dilution required due to high concentration of target analyte(s)
D10	Dilution required due to sample color
D12	Dilution required due to sample viscosity
J	Analyte detected at a level less than the Reporting Limit (RL) and greater than or equal to the Method Detection Limit (MDL). Concentrations within this range are estimated.
L	Laboratory Control Sample and/or Laboratory Control Sample Duplicate recovery was above the acceptance limits. Analyte not detected, data not impacted.
L1	Laboratory Control Sample and/or Laboratory Control Sample Duplicate recovery was above acceptance limits.
M1	The MS and/or MSD were outside the acceptance limits due to sample matrix interference. See Blank Spike (LCS).
M15	The Matrix Spike Duplicate exhibited results outside of the quality control limits. However, the Matrix Spike and Blank Spike (LCS) were acceptable.
M7	The MS and/or MSD were above the acceptance limits. See Blank Spike (LCS).
M8	The MS and/or MSD were below the acceptance limits. See Blank Spike (LCS).
MHA	Due to high levels of analyte in the sample, the MS/MSD calculation does not provide useful spike recovery information. See Blank Spike (LCS).
QFL	Florisil clean-up (EPA 3620) performed on extract.
QSU	Sulfur (EPA 3660) clean-up performed on extract.
R2	The RPD exceeded the acceptance limit.
R3	The RPD exceeded the acceptance limit due to sample matrix effects.
Z3	The sample required a dilution due to the nature of the sample matrix. Because of this dilution, the surrogate spike concentration in the sample was reduced to a level where the recovery calculation does not provide useful information.
Z5	Due to sample matrix effects, the surrogate recovery was outside acceptance limits. Secondary surrogate recovery was within the acceptance limits.
NR	Any inclusion of NR indicates that the project specific requirements do not require reporting estimated values below the laboratory reporting limit.

ADDITIONAL COMMENTS

Results are reported on a wet weight basis unless otherwise noted.

Benchmark Environmental & Engineering Science
2558 Hamburg Turnpike, Suite 300
Lackawanna, NY 14218

SDG Number: RSJ0493

Project: Benchmark - Solsil site
Project Number: TURN-0002

Received: 10/07/09-10/08/09
Reported: 10/28/09 17:00

Executive Summary - Detections

Analyte	Sample Result	Data Qualifiers	RL	MDL	Units	Dil Fac	Date Analyzed	Lab Tech	Batch	Method
Client ID: BLIND DUP (RSJ0645-08 - Solid)					**Sampled: 10/07/09 12:00**		**Recvd: 10/08/09 11:30**			
Total Metals by SW 846 Series Methods										
Aluminum	**11800**		11.1	NR	mg/kg dry	1.00	10/13/09 05:35	LMH	9J12021	6010B
Arsenic	**3.0**		2.2	NR	mg/kg dry	1.00	10/13/09 05:35	LMH	9J12021	6010B
Barium	**59.6**		0.556	NR	mg/kg dry	1.00	10/13/09 05:35	LMH	9J12021	6010B
Beryllium	**0.422**		0.223	NR	mg/kg dry	1.00	10/13/09 05:35	LMH	9J12021	6010B
Cadmium	**0.225**		0.223	NR	mg/kg dry	1.00	10/13/09 05:35	LMH	9J12021	6010B
Calcium	**29600**		55.6	NR	mg/kg dry	1.00	10/13/09 05:35	LMH	9J12021	6010B
Chromium	**232**		0.556	NR	mg/kg dry	1.00	10/13/09 11:57	LMH	9J12021	6010B
Cobalt	**7.16**		0.556	NR	mg/kg dry	1.00	10/13/09 05:35	LMH	9J12021	6010B
Copper	**18.0**		1.1	NR	mg/kg dry	1.00	10/13/09 05:35	LMH	9J12021	6010B
Iron	**4200**		11.1	NR	mg/kg dry	1.00	10/13/09 05:35	LMH	9J12021	6010B
Lead	**26.4**		1.1	NR	mg/kg dry	1.00	10/13/09 05:35	LMH	9J12021	6010B
Magnesium	**29300**		22.3	NR	mg/kg dry	1.00	10/13/09 05:35	LMH	9J12021	6010B
Manganese	**1570**		0.2	NR	mg/kg dry	1.00	10/13/09 05:35	LMH	9J12021	6010B
Nickel	**132**		5.56	NR	mg/kg dry	1.00	10/13/09 05:35	LMH	9J12021	6010B
Potassium	**459**		33.4	NR	mg/kg dry	1.00	10/13/09 05:35	LMH	9J12021	6010B
Vanadium	**17.0**		0.556	NR	mg/kg dry	1.00	10/13/09 05:35	LMH	9J12021	6010B
Zinc	**81.6**		2.2	NR	mg/kg dry	1.00	10/13/09 05:35	LMH	9J12021	6010B
General Chemistry Parameters										
Percent Solids	**91**		0.010	NR	%	1.00	10/12/09 16:10	JR	9J12049	Dry Weight
Client ID: BLIND DUP (RSJ0645-08RE1 - Solid)					**Sampled: 10/07/09 12:00**		**Recvd: 10/08/09 11:30**			
Semivolatile Organics by GC/MS										
Anthracene	**180**	D10,J	3700	95	ug/kg dry	20.0	10/22/09 15:59	MKP	9J21042	8270C
Benzo(a)anthracene	**930**	D10,J	3700	64	ug/kg dry	20.0	10/22/09 15:59	MKP	9J21042	8270C
Benzo(a)pyrene	**840**	D10,J	3700	89	ug/kg dry	20.0	10/22/09 15:59	MKP	9J21042	8270C
Benzo(b)fluoranthene	**880**	D10,J	3700	72	ug/kg dry	20.0	10/22/09 15:59	MKP	9J21042	8270C
Benzo(ghi)perylene	**650**	D10,J	3700	44	ug/kg dry	20.0	10/22/09 15:59	MKP	9J21042	8270C
Benzo(k)fluoranthene	**530**	D10,J	3700	41	ug/kg dry	20.0	10/22/09 15:59	MKP	9J21042	8270C
Chrysene	**770**	D10,J	3700	37	ug/kg dry	20.0	10/22/09 15:59	MKP	9J21042	8270C
Fluoranthene	**1600**	D10,J	3700	54	ug/kg dry	20.0	10/22/09 15:59	MKP	9J21042	8270C
Indeno(1,2,3-cd)pyrene	**530**	D10,J	3700	100	ug/kg dry	20.0	10/22/09 15:59	MKP	9J21042	8270C
Phenanthrene	**990**	D10,J	3700	78	ug/kg dry	20.0	10/22/09 15:59	MKP	9J21042	8270C
Pyrene	**1300**	D10,J	3700	24	ug/kg dry	20.0	10/22/09 15:59	MKP	9J21042	8270C
Client ID: SS-10 (RSJ0645-09 - Solid)					**Sampled: 10/07/09 11:25**		**Recvd: 10/08/09 11:30**			
Polychlorinated Biphenyls by EPA Method 8082										
Aroclor 1254	**11**	C7,J	19	4.1	ug/kg dry	1.00	10/14/09 18:01	JxM	9J12079	8082
Total Metals by SW 846 Series Methods										
Aluminum	**2340**		12.4	NR	mg/kg dry	1.00	10/13/09 05:40	LMH	9J12021	6010B
Arsenic	**5.2**		2.5	NR	mg/kg dry	1.00	10/13/09 05:40	LMH	9J12021	6010B
Barium	**58.6**		0.619	NR	mg/kg dry	1.00	10/13/09 05:40	LMH	9J12021	6010B
Beryllium	**0.342**		0.247	NR	mg/kg dry	1.00	10/13/09 05:40	LMH	9J12021	6010B
Cadmium	**0.765**		0.247	NR	mg/kg dry	1.00	10/13/09 05:40	LMH	9J12021	6010B

Benchmark Environmental & Engineering Science
2558 Hamburg Turnpike, Suite 300
Lackawanna, NY 14218

SDG Number: RSJ0493

Project: Benchmark - Solsil site
Project Number: TURN-0002

Received: 10/07/09-10/08/09
Reported: 10/28/09 17:00

Executive Summary - Detections

Analyte	Sample Result	Data Qualifiers	RL	MDL	Units	Dil Fac	Date Analyzed	Lab Tech	Batch	Method
Client ID: SS-10 (RSJ0645-09 - Solid) - cont.					**Sampled: 10/07/09 11:25**		**Recvd: 10/08/09 11:30**			
Total Metals by SW 846 Series Methods - cont.										
Calcium	**59600**		61.9	NR	mg/kg dry	1.00	10/13/09 05:40	LMH	9J12021	6010B
Chromium	**50.8**		0.619	NR	mg/kg dry	1.00	10/13/09 12:02	LMH	9J12021	6010B
Cobalt	**4.60**		0.619	NR	mg/kg dry	1.00	10/13/09 05:40	LMH	9J12021	6010B
Copper	**42.9**		1.2	NR	mg/kg dry	1.00	10/13/09 05:40	LMH	9J12021	6010B
Iron	**14000**		12.4	NR	mg/kg dry	1.00	10/13/09 05:40	LMH	9J12021	6010B
Lead	**42.5**		1.2	NR	mg/kg dry	1.00	10/13/09 05:40	LMH	9J12021	6010B
Magnesium	**32600**		24.7	NR	mg/kg dry	1.00	10/13/09 05:40	LMH	9J12021	6010B
Manganese	**1820**		0.2	NR	mg/kg dry	1.00	10/13/09 05:40	LMH	9J12021	6010B
Nickel	**35.2**		6.19	NR	mg/kg dry	1.00	10/13/09 05:40	LMH	9J12021	6010B
Potassium	**298**		37.1	NR	mg/kg dry	1.00	10/13/09 05:40	LMH	9J12021	6010B
Vanadium	**6.85**		0.619	NR	mg/kg dry	1.00	10/13/09 05:40	LMH	9J12021	6010B
Zinc	**225**		2.5	NR	mg/kg dry	1.00	10/13/09 05:40	LMH	9J12021	6010B
General Chemistry Parameters										
Percent Solids	**85**		0.010	NR	%	1.00	10/12/09 16:12	JR	9J12049	Dry Weight
Client ID: SS-10 (RSJ0645-09RE1 - Solid)					**Sampled: 10/07/09 11:25**		**Recvd: 10/08/09 11:30**			
Semivolatile Organics by GC/MS										
2-Methylnaphthalene	**1600**	D12,J	9900	120	ug/kg dry	50.0	10/22/09 16:23	MKP	9J21042	8270C
Benzo(a)anthracene	**1400**	D12,J	9900	170	ug/kg dry	50.0	10/22/09 16:23	MKP	9J21042	8270C
Benzo(a)pyrene	**950**	D12,J	9900	240	ug/kg dry	50.0	10/22/09 16:23	MKP	9J21042	8270C
Benzo(b)fluoranthene	**1800**	D12,J	9900	190	ug/kg dry	50.0	10/22/09 16:23	MKP	9J21042	8270C
Benzo(k)fluoranthene	**680**	D12,J	9900	110	ug/kg dry	50.0	10/22/09 16:23	MKP	9J21042	8270C
Chrysene	**1300**	D12,J	9900	99	ug/kg dry	50.0	10/22/09 16:23	MKP	9J21042	8270C
Fluoranthene	**2100**	D12,J	9900	140	ug/kg dry	50.0	10/22/09 16:23	MKP	9J21042	8270C
Indeno(1,2,3-cd)pyrene	**760**	D12,J	9900	270	ug/kg dry	50.0	10/22/09 16:23	MKP	9J21042	8270C
Phenanthrene	**1200**	D12,J	9900	210	ug/kg dry	50.0	10/22/09 16:23	MKP	9J21042	8270C
Pyrene	**1600**	D12,J	9900	64	ug/kg dry	50.0	10/22/09 16:23	MKP	9J21042	8270C
Client ID: SS-11 (RSJ0645-10 - Solid)					**Sampled: 10/07/09 11:34**		**Recvd: 10/08/09 11:30**			
Polychlorinated Biphenyls by EPA Method 8082										
Aroclor 1254	**26**	C7	19	3.9	ug/kg dry	1.00	10/14/09 18:16	JxM	9J12079	8082
Total Metals by SW 846 Series Methods										
Aluminum	**1020**		12.0	NR	mg/kg dry	1.00	10/13/09 05:45	LMH	9J12021	6010B
Arsenic	**6.6**		2.4	NR	mg/kg dry	1.00	10/13/09 05:45	LMH	9J12021	6010B
Barium	**35.2**		0.601	NR	mg/kg dry	1.00	10/13/09 05:45	LMH	9J12021	6010B
Beryllium	**0.420**		0.240	NR	mg/kg dry	1.00	10/13/09 05:45	LMH	9J12021	6010B
Cadmium	**0.482**		0.240	NR	mg/kg dry	1.00	10/13/09 05:45	LMH	9J12021	6010B
Calcium	**45300**		60.1	NR	mg/kg dry	1.00	10/13/09 05:45	LMH	9J12021	6010B
Chromium	**66.6**		0.601	NR	mg/kg dry	1.00	10/13/09 12:07	LMH	9J12021	6010B
Cobalt	**5.66**		0.601	NR	mg/kg dry	1.00	10/13/09 05:45	LMH	9J12021	6010B
Copper	**62.6**		1.2	NR	mg/kg dry	1.00	10/13/09 05:45	LMH	9J12021	6010B
Iron	**22000**		12.0	NR	mg/kg dry	1.00	10/13/09 05:45	LMH	9J12021	6010B
Lead	**28.7**		1.2	NR	mg/kg dry	1.00	10/13/09 05:45	LMH	9J12021	6010B

Benchmark Environmental & Engineering Science
2558 Hamburg Turnpike, Suite 300
Lackawanna, NY 14218

SDG Number: RSJ0493

Project: Benchmark - Solsil site
Project Number: TURN-0002

Received: 10/07/09-10/08/09
Reported: 10/28/09 17:00

Executive Summary - Detections

Analyte	Sample Result	Data Qualifiers	RL	MDL	Units	Dil Fac	Date Analyzed	Lab Tech	Batch	Method
Client ID: SS-11 (RSJ0645-10 - Solid) - cont.					**Sampled: 10/07/09 11:34**		**Recvd: 10/08/09 11:30**			
Total Metals by SW 846 Series Methods - cont.										
Magnesium	**23300**		24.0	NR	mg/kg dry	1.00	10/13/09 05:45	LMH	9J12021	6010B
Manganese	**2870**	D08	1.2	NR	mg/kg dry	5.00	10/13/09 13:24	LMH	9J12021	6010B
Nickel	**52.5**		6.01	NR	mg/kg dry	1.00	10/13/09 05:45	LMH	9J12021	6010B
Potassium	**239**		36.1	NR	mg/kg dry	1.00	10/13/09 05:45	LMH	9J12021	6010B
Vanadium	**6.03**		0.601	NR	mg/kg dry	1.00	10/13/09 05:45	LMH	9J12021	6010B
Zinc	**278**		2.4	NR	mg/kg dry	1.00	10/13/09 05:45	LMH	9J12021	6010B
General Chemistry Parameters										
Percent Solids	**86**		0.010	NR	%	1.00	10/12/09 16:14	JR	9J12049	Dry Weight
Client ID: SS-11 (RSJ0645-10RE1 - Solid)					**Sampled: 10/07/09 11:34**		**Recvd: 10/08/09 11:30**			
Semivolatile Organics by GC/MS										
2-Methylnaphthalene	**1200**	D12,J	9700	120	ug/kg dry	50.0	10/22/09 16:48	MKP	9J21042	8270C
Benzo(a)anthracene	**780**	D12,J	9700	170	ug/kg dry	50.0	10/22/09 16:48	MKP	9J21042	8270C
Benzo(b)fluoranthene	**980**	D12,J	9700	190	ug/kg dry	50.0	10/22/09 16:48	MKP	9J21042	8270C
Chrysene	**680**	D12,J	9700	96	ug/kg dry	50.0	10/22/09 16:48	MKP	9J21042	8270C
Fluoranthene	**1200**	D12,J	9700	140	ug/kg dry	50.0	10/22/09 16:48	MKP	9J21042	8270C
Phenanthrene	**830**	D12,J	9700	200	ug/kg dry	50.0	10/22/09 16:48	MKP	9J21042	8270C
Pyrene	**1100**	D12,J	9700	62	ug/kg dry	50.0	10/22/09 16:48	MKP	9J21042	8270C
Client ID: SS-12 (RSJ0645-11 - Solid)					**Sampled: 10/07/09 11:40**		**Recvd: 10/08/09 11:30**			
Polychlorinated Biphenyls by EPA Method 8082										
Aroclor 1254	**11**	C7,J	20	4.2	ug/kg dry	1.00	10/14/09 18:30	JxM	9J12079	8082
Total Metals by SW 846 Series Methods										
Aluminum	**822**		12.4	NR	mg/kg dry	1.00	10/13/09 05:50	LMH	9J12021	6010B
Arsenic	**3.1**		2.5	NR	mg/kg dry	1.00	10/13/09 05:50	LMH	9J12021	6010B
Barium	**33.5**		0.621	NR	mg/kg dry	1.00	10/13/09 05:50	LMH	9J12021	6010B
Beryllium	**0.344**		0.248	NR	mg/kg dry	1.00	10/13/09 05:50	LMH	9J12021	6010B
Cadmium	**0.374**		0.248	NR	mg/kg dry	1.00	10/13/09 05:50	LMH	9J12021	6010B
Calcium	**64500**		62.1	NR	mg/kg dry	1.00	10/13/09 05:50	LMH	9J12021	6010B
Chromium	**22.6**		0.621	NR	mg/kg dry	1.00	10/13/09 12:11	LMH	9J12021	6010B
Cobalt	**2.80**		0.621	NR	mg/kg dry	1.00	10/13/09 05:50	LMH	9J12021	6010B
Copper	**30.3**		1.2	NR	mg/kg dry	1.00	10/13/09 05:50	LMH	9J12021	6010B
Iron	**7940**		12.4	NR	mg/kg dry	1.00	10/13/09 05:50	LMH	9J12021	6010B
Lead	**23.4**		1.2	NR	mg/kg dry	1.00	10/13/09 05:50	LMH	9J12021	6010B
Magnesium	**34000**		24.8	NR	mg/kg dry	1.00	10/13/09 05:50	LMH	9J12021	6010B
Manganese	**765**		0.2	NR	mg/kg dry	1.00	10/13/09 05:50	LMH	9J12021	6010B
Nickel	**22.9**		6.21	NR	mg/kg dry	1.00	10/13/09 05:50	LMH	9J12021	6010B
Potassium	**204**		37.3	NR	mg/kg dry	1.00	10/13/09 05:50	LMH	9J12021	6010B
Vanadium	**4.64**		0.621	NR	mg/kg dry	1.00	10/13/09 05:50	LMH	9J12021	6010B
Zinc	**189**		2.5	NR	mg/kg dry	1.00	10/13/09 05:50	LMH	9J12021	6010B
General Chemistry Parameters										
Percent Solids	**84**		0.010	NR	%	1.00	10/12/09 16:16	JR	9J12049	Dry Weight

Benchmark Environmental & Engineering Science
2558 Hamburg Turnpike, Suite 300
Lackawanna, NY 14218

SDG Number: RSJ0493

Project: Benchmark - Solsil site
Project Number: TURN-0002

Received: 10/07/09-10/08/09
Reported: 10/28/09 17:00

Executive Summary - Detections

Analyte	Sample Result	Data Qualifiers	RL	MDL	Units	Dil Fac	Date Analyzed	Lab Tech	Batch	Method
Client ID: SS-12 (RSJ0645-11RE1 - Solid)					**Sampled: 10/07/09 11:40**		**Recvd: 10/08/09 11:30**			
Semivolatile Organics by GC/MS										
2-Methylnaphthalene	**1700**	D10,J	4000	49	ug/kg dry	20.0	10/22/09 17:12	MKP	9J21042	8270C
Benzo(a)anthracene	**600**	D10,J	4000	69	ug/kg dry	20.0	10/22/09 17:12	MKP	9J21042	8270C
Benzo(a)pyrene	**500**	D10,J	4000	97	ug/kg dry	20.0	10/22/09 17:12	MKP	9J21042	8270C
Benzo(b)fluoranthene	**890**	D10,J	4000	78	ug/kg dry	20.0	10/22/09 17:12	MKP	9J21042	8270C
Benzo(ghi)perylene	**370**	D10,J	4000	48	ug/kg dry	20.0	10/22/09 17:12	MKP	9J21042	8270C
Benzo(k)fluoranthene	**300**	D10,J	4000	44	ug/kg dry	20.0	10/22/09 17:12	MKP	9J21042	8270C
Chrysene	**810**	D10,J	4000	40	ug/kg dry	20.0	10/22/09 17:12	MKP	9J21042	8270C
Dibenzofuran	**430**	D10,J	4000	42	ug/kg dry	20.0	10/22/09 17:12	MKP	9J21042	8270C
Fluoranthene	**1400**	D10,J	4000	58	ug/kg dry	20.0	10/22/09 17:12	MKP	9J21042	8270C
Naphthalene	**1200**	D10,J	4000	67	ug/kg dry	20.0	10/22/09 17:12	MKP	9J21042	8270C
Phenanthrene	**1100**	D10,J	4000	84	ug/kg dry	20.0	10/22/09 17:12	MKP	9J21042	8270C
Pyrene	**1100**	D10,J	4000	26	ug/kg dry	20.0	10/22/09 17:12	MKP	9J21042	8270C
Client ID: SS-13 (RSJ0645-12 - Solid)					**Sampled: 10/07/09 11:55**		**Recvd: 10/08/09 11:30**			
Polychlorinated Biphenyls by EPA Method 8082										
Aroclor 1254	**6.0**	C7,J	21	4.4	ug/kg dry	1.00	10/14/09 18:45	JxM	9J12079	8082
Total Metals by SW 846 Series Methods										
Aluminum	**1040**		13.7	NR	mg/kg dry	1.00	10/13/09 06:08	LMH	9J12021	6010B
Arsenic	**12.2**		2.7	NR	mg/kg dry	1.00	10/13/09 06:08	LMH	9J12021	6010B
Barium	**306**		0.686	NR	mg/kg dry	1.00	10/13/09 06:08	LMH	9J12021	6010B
Beryllium	**0.647**		0.274	NR	mg/kg dry	1.00	10/13/09 06:08	LMH	9J12021	6010B
Calcium	**16000**		68.6	NR	mg/kg dry	1.00	10/13/09 06:08	LMH	9J12021	6010B
Chromium	**12.4**		0.686	NR	mg/kg dry	1.00	10/13/09 12:16	LMH	9J12021	6010B
Cobalt	**2.66**		0.686	NR	mg/kg dry	1.00	10/13/09 06:08	LMH	9J12021	6010B
Copper	**15.4**		1.4	NR	mg/kg dry	1.00	10/13/09 06:08	LMH	9J12021	6010B
Iron	**6350**		13.7	NR	mg/kg dry	1.00	10/13/09 06:08	LMH	9J12021	6010B
Lead	**13.6**		1.4	NR	mg/kg dry	1.00	10/13/09 06:08	LMH	9J12021	6010B
Magnesium	**7390**		27.4	NR	mg/kg dry	1.00	10/13/09 06:08	LMH	9J12021	6010B
Manganese	**213**		0.3	NR	mg/kg dry	1.00	10/13/09 06:08	LMH	9J12021	6010B
Nickel	**13.4**		6.86	NR	mg/kg dry	1.00	10/13/09 06:08	LMH	9J12021	6010B
Potassium	**210**		41.1	NR	mg/kg dry	1.00	10/13/09 06:08	LMH	9J12021	6010B
Vanadium	**4.85**		0.686	NR	mg/kg dry	1.00	10/13/09 06:08	LMH	9J12021	6010B
Zinc	**168**		2.7	NR	mg/kg dry	1.00	10/13/09 06:08	LMH	9J12021	6010B
General Chemistry Parameters										
Percent Solids	**79**		0.010	NR	%	1.00	10/12/09 16:18	JR	9J12049	Dry Weight
Client ID: SS-13 (RSJ0645-12RE1 - Solid)					**Sampled: 10/07/09 11:55**		**Recvd: 10/08/09 11:30**			
Semivolatile Organics by GC/MS										
2-Methylnaphthalene	**2400**	D12,J	4200	51	ug/kg dry	20.0	10/22/09 17:37	MKP	9J21042	8270C
Benzo(a)anthracene	**370**	D12,J	4200	73	ug/kg dry	20.0	10/22/09 17:37	MKP	9J21042	8270C
Benzo(a)pyrene	**270**	D12,J	4200	100	ug/kg dry	20.0	10/22/09 17:37	MKP	9J21042	8270C
Benzo(b)fluoranthene	**420**	D12,J	4200	82	ug/kg dry	20.0	10/22/09 17:37	MKP	9J21042	8270C
Chrysene	**460**	D12,J	4200	42	ug/kg dry	20.0	10/22/09 17:37	MKP	9J21042	8270C
Dibenzofuran	**420**	D12,J	4200	44	ug/kg dry	20.0	10/22/09 17:37	MKP	9J21042	8270C

Benchmark Environmental & Engineering Science
2558 Hamburg Turnpike, Suite 300
Lackawanna, NY 14218

SDG Number: RSJ0493

Project: Benchmark - Solsil site
Project Number: TURN-0002

Received: 10/07/09-10/08/09
Reported: 10/28/09 17:00

Executive Summary - Detections

Analyte	Sample Result	Data Qualifiers	RL	MDL	Units	Dil Fac	Date Analyzed	Lab Tech	Batch	Method
Client ID: SS-13 (RSJ0645-12RE1 - Solid) - cont.						**Sampled: 10/07/09 11:55**		**Recvd: 10/08/09 11:30**		
Semivolatile Organics by GC/MS - cont.										
Fluoranthene	**710**	D12,J	4200	61	ug/kg dry	20.0	10/22/09 17:37	MKP	9J21042	8270C
Naphthalene	**1600**	D12,J	4200	70	ug/kg dry	20.0	10/22/09 17:37	MKP	9J21042	8270C
Phenanthrene	**990**	D12,J	4200	88	ug/kg dry	20.0	10/22/09 17:37	MKP	9J21042	8270C
Pyrene	**540**	D12,J	4200	27	ug/kg dry	20.0	10/22/09 17:37	MKP	9J21042	8270C
Client ID: SS-14 (RSJ0645-13 - Solid)						**Sampled: 10/07/09 13:05**		**Recvd: 10/08/09 11:30**		
Total Metals by SW 846 Series Methods										
Aluminum	**13300**		12.9	NR	mg/kg dry	1.00	10/13/09 06:13	LMH	9J12021	6010B
Arsenic	**8.6**		2.6	NR	mg/kg dry	1.00	10/13/09 06:13	LMH	9J12021	6010B
Barium	**133**		0.646	NR	mg/kg dry	1.00	10/13/09 06:13	LMH	9J12021	6010B
Beryllium	**0.726**		0.258	NR	mg/kg dry	1.00	10/13/09 06:13	LMH	9J12021	6010B
Cadmium	**0.870**		0.258	NR	mg/kg dry	1.00	10/13/09 06:13	LMH	9J12021	6010B
Calcium	**19000**		64.6	NR	mg/kg dry	1.00	10/13/09 06:13	LMH	9J12021	6010B
Chromium	**58.0**		0.646	NR	mg/kg dry	1.00	10/13/09 12:21	LMH	9J12021	6010B
Cobalt	**11.3**		0.646	NR	mg/kg dry	1.00	10/13/09 06:13	LMH	9J12021	6010B
Copper	**58.1**		1.3	NR	mg/kg dry	1.00	10/13/09 06:13	LMH	9J12021	6010B
Iron	**21700**		12.9	NR	mg/kg dry	1.00	10/13/09 06:13	LMH	9J12021	6010B
Lead	**149**		1.3	NR	mg/kg dry	1.00	10/13/09 06:13	LMH	9J12021	6010B
Magnesium	**9350**		25.8	NR	mg/kg dry	1.00	10/13/09 06:13	LMH	9J12021	6010B
Manganese	**1190**		0.3	NR	mg/kg dry	1.00	10/13/09 06:13	LMH	9J12021	6010B
Nickel	**51.3**		6.46	NR	mg/kg dry	1.00	10/13/09 06:13	LMH	9J12021	6010B
Potassium	**1730**		38.7	NR	mg/kg dry	1.00	10/13/09 06:13	LMH	9J12021	6010B
Vanadium	**28.5**		0.646	NR	mg/kg dry	1.00	10/13/09 06:13	LMH	9J12021	6010B
Zinc	**353**		2.6	NR	mg/kg dry	1.00	10/13/09 06:13	LMH	9J12021	6010B
Mercury	**0.264**		0.0266	NR	mg/kg dry	1.00	10/13/09 15:45	MXM	9J13025	7471A
General Chemistry Parameters										
Percent Solids	**73**		0.010	NR	%	1.00	10/12/09 16:20	JR	9J12049	Dry Weight
Client ID: SS-14 (RSJ0645-13RE1 - Solid)						**Sampled: 10/07/09 13:05**		**Recvd: 10/08/09 11:30**		
Semivolatile Organics by GC/MS										
Acenaphthene	**98**	D10,J	2300	27	ug/kg dry	10.0	10/22/09 18:02	MKP	9J21042	8270C
Anthracene	**160**	D10,J	2300	58	ug/kg dry	10.0	10/22/09 18:02	MKP	9J21042	8270C
Benzo(a)anthracene	**860**	D10,J	2300	39	ug/kg dry	10.0	10/22/09 18:02	MKP	9J21042	8270C
Benzo(a)pyrene	**1000**	D10,J	2300	55	ug/kg dry	10.0	10/22/09 18:02	MKP	9J21042	8270C
Benzo(b)fluoranthene	**990**	D10,J	2300	44	ug/kg dry	10.0	10/22/09 18:02	MKP	9J21042	8270C
Benzo(ghi)perylene	**640**	D10,J	2300	27	ug/kg dry	10.0	10/22/09 18:02	MKP	9J21042	8270C
Benzo(k)fluoranthene	**580**	D10,J	2300	25	ug/kg dry	10.0	10/22/09 18:02	MKP	9J21042	8270C
Chrysene	**800**	D10,J	2300	23	ug/kg dry	10.0	10/22/09 18:02	MKP	9J21042	8270C
Fluoranthene	**1500**	D10,J	2300	33	ug/kg dry	10.0	10/22/09 18:02	MKP	9J21042	8270C
Indeno(1,2,3-cd)pyrene	**510**	D10,J	2300	63	ug/kg dry	10.0	10/22/09 18:02	MKP	9J21042	8270C
Phenanthrene	**800**	D10,J	2300	47	ug/kg dry	10.0	10/22/09 18:02	MKP	9J21042	8270C
Pyrene	**1200**	D10,J	2300	15	ug/kg dry	10.0	10/22/09 18:02	MKP	9J21042	8270C

Benchmark Environmental & Engineering Science
2558 Hamburg Turnpike, Suite 300
Lackawanna, NY 14218

SDG Number: RSJ0493

Project: Benchmark - Solsil site
Project Number: TURN-0002

Received: 10/07/09-10/08/09
Reported: 10/28/09 17:00

Executive Summary - Detections

Analyte	Sample Result	Data Qualifiers	RL	MDL	Units	Dil Fac	Date Analyzed	Lab Tech	Batch	Method
Client ID: SS-1 (RSJ0493-01 - Solid)						**Sampled: 10/06/09 10:30**		**Recvd: 10/07/09 10:55**		
Semivolatile Organics by GC/MS										
2-Methylnaphthalene	**330**	D12,J	4300	52	ug/kg dry	20.0	10/09/09 15:34	MKP	9J07128	8270C
Acenaphthylene	**460**	D12,J	4300	35	ug/kg dry	20.0	10/09/09 15:34	MKP	9J07128	8270C
Anthracene	**350**	D12,B, J	4300	110	ug/kg dry	20.0	10/09/09 15:34	MKP	9J07128	8270C
Benzo(a)anthracene	**2300**	D12,B, J	4300	74	ug/kg dry	20.0	10/09/09 15:34	MKP	9J07128	8270C
Benzo(a)pyrene	**2400**	D12,B, J	4300	100	ug/kg dry	20.0	10/09/09 15:34	MKP	9J07128	8270C
Benzo(b)fluoranthene	**3800**	D12,B, J	4300	83	ug/kg dry	20.0	10/09/09 15:34	MKP	9J07128	8270C
Benzo(ghi)perylene	**1900**	D12,J	4300	51	ug/kg dry	20.0	10/09/09 15:34	MKP	9J07128	8270C
Benzo(k)fluoranthene	**1600**	D12,B, J	4300	47	ug/kg dry	20.0	10/09/09 15:34	MKP	9J07128	8270C
Chrysene	**2600**	D12,B, J	4300	43	ug/kg dry	20.0	10/09/09 15:34	MKP	9J07128	8270C
Dibenzo(a,h)anthracene	**500**	D12,J	4300	50	ug/kg dry	20.0	10/09/09 15:34	MKP	9J07128	8270C
Fluoranthene	**3700**	D12,J, B	4300	62	ug/kg dry	20.0	10/09/09 15:34	MKP	9J07128	8270C
Indeno(1,2,3-cd)pyrene	**1700**	D12,J, B	4300	120	ug/kg dry	20.0	10/09/09 15:34	MKP	9J07128	8270C
Phenanthrene	**980**	D12,B, J	4300	89	ug/kg dry	20.0	10/09/09 15:34	MKP	9J07128	8270C
Pyrene	**3300**	D12,J, B	4300	28	ug/kg dry	20.0	10/09/09 15:34	MKP	9J07128	8270C
Polychlorinated Biphenyls by EPA Method 8082										
Aroclor 1254	**51**		21	4.4	ug/kg dry	1.00	10/09/09 10:52	SCH	9J07127	8082
Aroclor 1260	**51**		21	4.4	ug/kg dry	1.00	10/09/09 10:52	SCH	9J07127	8082
Total Metals by SW 846 Series Methods										
Aluminum	**14800**		13.7	NR	mg/kg dry	1.00	10/10/09 00:38	DAN	9J08087	6010B
Arsenic	**22.4**		2.7	NR	mg/kg dry	1.00	10/10/09 00:38	DAN	9J08087	6010B
Barium	**213**		0.684	NR	mg/kg dry	1.00	10/10/09 00:38	DAN	9J08087	6010B
Beryllium	**1.05**		0.274	NR	mg/kg dry	1.00	10/10/09 00:38	DAN	9J08087	6010B
Cadmium	**1.12**		0.274	NR	mg/kg dry	1.00	10/10/09 00:38	DAN	9J08087	6010B
Calcium	**25300**		68.4	NR	mg/kg dry	1.00	10/10/09 00:38	DAN	9J08087	6010B
Chromium	**466**		0.684	NR	mg/kg dry	1.00	10/10/09 00:38	DAN	9J08087	6010B
Cobalt	**18.6**		0.684	NR	mg/kg dry	1.00	10/10/09 00:38	DAN	9J08087	6010B
Copper	**132**		1.4	NR	mg/kg dry	1.00	10/10/09 00:38	DAN	9J08087	6010B
Iron	**40700**		13.7	NR	mg/kg dry	1.00	10/10/09 00:38	DAN	9J08087	6010B
Lead	**106**		1.4	NR	mg/kg dry	1.00	10/10/09 00:38	DAN	9J08087	6010B
Magnesium	**11200**		27.4	NR	mg/kg dry	1.00	10/10/09 00:38	DAN	9J08087	6010B
Manganese	**8180**	D08	2.7	NR	mg/kg dry	10.0	10/12/09 14:18	DAN	9J08087	6010B
Nickel	**262**		6.84	NR	mg/kg dry	1.00	10/10/09 00:38	DAN	9J08087	6010B
Potassium	**1790**		41.0	NR	mg/kg dry	1.00	10/10/09 00:38	DAN	9J08087	6010B
Sodium	**847**		191	NR	mg/kg dry	1.00	10/10/09 00:38	DAN	9J08087	6010B
Vanadium	**29.9**		0.684	NR	mg/kg dry	1.00	10/10/09 00:38	DAN	9J08087	6010B
Zinc	**318**		2.7	NR	mg/kg dry	1.00	10/10/09 00:38	DAN	9J08087	6010B
Mercury	**0.0515**		0.0268	NR	mg/kg dry	1.00	10/12/09 13:31	MXM	9J09118	7471A
General Chemistry Parameters										
Percent Solids	**78**		0.010	NR	%	1.00	10/08/09 16:00	JR	9J08061	Dry Weight

Benchmark Environmental & Engineering Science
2558 Hamburg Turnpike, Suite 300
Lackawanna, NY 14218

SDG Number: RSJ0493

Project: Benchmark - Solsil site
Project Number: TURN-0002

Received: 10/07/09-10/08/09
Reported: 10/28/09 17:00

Executive Summary - Detections

Analyte	Sample Result	Data Qualifiers	RL	MDL	Units	Dil Fac	Date Analyzed	Lab Tech	Batch	Method
Client ID: SS-2 (RSJ0493-02 - Solid)						**Sampled: 10/06/09 12:50**		**Recvd: 10/07/09 10:55**		
Semivolatile Organics by GC/MS										
Benzo(a)anthracene	**210**	D10,B, J	2000	34	ug/kg dry	10.0	10/09/09 15:58	MKP	9J07128	8270C
Benzo(a)pyrene	**220**	D10,B, J	2000	47	ug/kg dry	10.0	10/09/09 15:58	MKP	9J07128	8270C
Benzo(b)fluoranthene	**410**	D10,B, J	2000	38	ug/kg dry	10.0	10/09/09 15:58	MKP	9J07128	8270C
Benzo(ghi)perylene	**220**	D10,J	2000	23	ug/kg dry	10.0	10/09/09 15:58	MKP	9J07128	8270C
Benzo(k)fluoranthene	**92**	D10,B, J	2000	21	ug/kg dry	10.0	10/09/09 15:58	MKP	9J07128	8270C
Chrysene	**330**	D10,B, J	2000	19	ug/kg dry	10.0	10/09/09 15:58	MKP	9J07128	8270C
Fluoranthene	**330**	D10,B, J	2000	28	ug/kg dry	10.0	10/09/09 15:58	MKP	9J07128	8270C
Indeno(1,2,3-cd)pyrene	**180**	D10,B, J	2000	54	ug/kg dry	10.0	10/09/09 15:58	MKP	9J07128	8270C
Phenanthrene	**200**	D10,B, J	2000	41	ug/kg dry	10.0	10/09/09 15:58	MKP	9J07128	8270C
Pyrene	**280**	D10,B, J	2000	13	ug/kg dry	10.0	10/09/09 15:58	MKP	9J07128	8270C
Polychlorinated Biphenyls by EPA Method 8082										
Aroclor 1254	**7.5**	J	19	4.1	ug/kg dry	1.00	10/09/09 11:07	SCH	9J07127	8082
Total Metals by SW 846 Series Methods										
Aluminum	**1230**		11.7	NR	mg/kg dry	1.00	10/10/09 00:43	DAN	9J08087	6010B
Arsenic	**7.1**		2.3	NR	mg/kg dry	1.00	10/10/09 00:43	DAN	9J08087	6010B
Barium	**22.2**		0.585	NR	mg/kg dry	1.00	10/10/09 00:43	DAN	9J08087	6010B
Beryllium	**0.234**		0.234	NR	mg/kg dry	1.00	10/10/09 00:43	DAN	9J08087	6010B
Cadmium	**0.620**		0.234	NR	mg/kg dry	1.00	10/10/09 00:43	DAN	9J08087	6010B
Calcium	**37500**		58.5	NR	mg/kg dry	1.00	10/10/09 00:43	DAN	9J08087	6010B
Chromium	**88.1**		0.585	NR	mg/kg dry	1.00	10/10/09 00:43	DAN	9J08087	6010B
Cobalt	**3.73**		0.585	NR	mg/kg dry	1.00	10/10/09 00:43	DAN	9J08087	6010B
Copper	**29.7**		1.2	NR	mg/kg dry	1.00	10/10/09 00:43	DAN	9J08087	6010B
Iron	**10700**		11.7	NR	mg/kg dry	1.00	10/10/09 00:43	DAN	9J08087	6010B
Lead	**39.0**		1.2	NR	mg/kg dry	1.00	10/10/09 00:43	DAN	9J08087	6010B
Magnesium	**18300**		23.4	NR	mg/kg dry	1.00	10/10/09 00:43	DAN	9J08087	6010B
Manganese	**532**	B3	0.2	NR	mg/kg dry	1.00	10/10/09 00:43	DAN	9J08087	6010B
Nickel	**85.4**		5.85	NR	mg/kg dry	1.00	10/10/09 00:43	DAN	9J08087	6010B
Potassium	**467**		35.1	NR	mg/kg dry	1.00	10/10/09 00:43	DAN	9J08087	6010B
Vanadium	**4.57**		0.585	NR	mg/kg dry	1.00	10/10/09 00:43	DAN	9J08087	6010B
Zinc	**1670**	D08	11.7	NR	mg/kg dry	5.00	10/12/09 14:23	DAN	9J08087	6010B
General Chemistry Parameters										
Percent Solids	**86**		0.010	NR	%	1.00	10/08/09 16:02	JR	9J08061	Dry Weight

Benchmark Environmental & Engineering Science
2558 Hamburg Turnpike, Suite 300
Lackawanna, NY 14218

SDG Number: RSJ0493

Project: Benchmark - Solsil site
Project Number: TURN-0002

Received: 10/07/09-10/08/09
Reported: 10/28/09 17:00

Executive Summary - Detections

Analyte	Sample Result	Data Qualifiers	RL	MDL	Units	Dil Fac	Date Analyzed	Lab Tech	Batch	Method
Client ID: SS-3 (RSJ0493-03 - Solid)						**Sampled: 10/06/09 13:30**		**Recvd: 10/07/09 10:55**		
Semivolatile Organics by GC/MS										
2-Methylnaphthalene	**130**	D10,J	1900	23	ug/kg dry	10.0	10/09/09 16:23	MKP	9J07128	8270C
Benzo(a)anthracene	**300**	D10,B, J	1900	33	ug/kg dry	10.0	10/09/09 16:23	MKP	9J07128	8270C
Benzo(a)pyrene	**280**	D10,B, J	1900	46	ug/kg dry	10.0	10/09/09 16:23	MKP	9J07128	8270C
Benzo(b)fluoranthene	**520**	D10,B, J	1900	37	ug/kg dry	10.0	10/09/09 16:23	MKP	9J07128	8270C
Benzo(ghi)perylene	**330**	D10,J	1900	23	ug/kg dry	10.0	10/09/09 16:23	MKP	9J07128	8270C
Benzo(k)fluoranthene	**140**	D10,B, J	1900	21	ug/kg dry	10.0	10/09/09 16:23	MKP	9J07128	8270C
Chrysene	**350**	D10,B, J	1900	19	ug/kg dry	10.0	10/09/09 16:23	MKP	9J07128	8270C
Fluoranthene	**480**	D10,B, J	1900	27	ug/kg dry	10.0	10/09/09 16:23	MKP	9J07128	8270C
Indeno(1,2,3-cd)pyrene	**250**	D10,B, J	1900	52	ug/kg dry	10.0	10/09/09 16:23	MKP	9J07128	8270C
Phenanthrene	**250**	D10,B, J	1900	40	ug/kg dry	10.0	10/09/09 16:23	MKP	9J07128	8270C
Pyrene	**380**	D10,B, J	1900	12	ug/kg dry	10.0	10/09/09 16:23	MKP	9J07128	8270C
Polychlorinated Biphenyls by EPA Method 8082										
Aroclor 1254	**14**	J	19	4.0	ug/kg dry	1.00	10/09/09 11:22	SCH	9J07127	8082
Total Metals by SW 846 Series Methods										
Aluminum	**2280**		10.5	NR	mg/kg dry	1.00	10/10/09 00:48	DAN	9J08087	6010B
Arsenic	**4.2**		2.1	NR	mg/kg dry	1.00	10/10/09 00:48	DAN	9J08087	6010B
Barium	**55.0**		0.526	NR	mg/kg dry	1.00	10/10/09 00:48	DAN	9J08087	6010B
Beryllium	**0.259**		0.211	NR	mg/kg dry	1.00	10/10/09 00:48	DAN	9J08087	6010B
Cadmium	**0.553**		0.211	NR	mg/kg dry	1.00	10/10/09 00:48	DAN	9J08087	6010B
Calcium	**89400**	D08	263	NR	mg/kg dry	5.00	10/12/09 14:41	DAN	9J08087	6010B
Chromium	**62.5**		0.526	NR	mg/kg dry	1.00	10/10/09 00:48	DAN	9J08087	6010B
Cobalt	**4.30**		0.526	NR	mg/kg dry	1.00	10/10/09 00:48	DAN	9J08087	6010B
Copper	**35.5**		1.1	NR	mg/kg dry	1.00	10/10/09 00:48	DAN	9J08087	6010B
Iron	**8520**		10.5	NR	mg/kg dry	1.00	10/10/09 00:48	DAN	9J08087	6010B
Lead	**49.7**		1.1	NR	mg/kg dry	1.00	10/10/09 00:48	DAN	9J08087	6010B
Magnesium	**36900**		21.1	NR	mg/kg dry	1.00	10/10/09 00:48	DAN	9J08087	6010B
Manganese	**1910**	B3	0.2	NR	mg/kg dry	1.00	10/10/09 00:48	DAN	9J08087	6010B
Nickel	**33.1**		5.26	NR	mg/kg dry	1.00	10/10/09 00:48	DAN	9J08087	6010B
Potassium	**585**		31.6	NR	mg/kg dry	1.00	10/10/09 00:48	DAN	9J08087	6010B
Vanadium	**6.80**		0.526	NR	mg/kg dry	1.00	10/10/09 00:48	DAN	9J08087	6010B
Zinc	**182**		2.1	NR	mg/kg dry	1.00	10/10/09 00:48	DAN	9J08087	6010B
General Chemistry Parameters										
Percent Solids	**87**		0.010	NR	%	1.00	10/08/09 16:04	JR	9J08061	Dry Weight

Benchmark Environmental & Engineering Science
2558 Hamburg Turnpike, Suite 300
Lackawanna, NY 14218

SDG Number: RSJ0493

Project: Benchmark - Solsil site
Project Number: TURN-0002

Received: 10/07/09-10/08/09
Reported: 10/28/09 17:00

Executive Summary - Detections

Analyte	Sample Result	Data Qualifiers	RL	MDL	Units	Dil Fac	Date Analyzed	Lab Tech	Batch	Method
Client ID: SS-4 (RSJ0493-04 - Solid)					**Sampled: 10/06/09 15:30**		**Recvd: 10/07/09 10:55**			
Semivolatile Organics by GC/MS										
Benzo(a)anthracene	**610**	D12,B, J	3600	62	ug/kg dry	20.0	10/09/09 16:48	MKP	9J07128	8270C
Benzo(a)pyrene	**460**	D12,B, J	3600	87	ug/kg dry	20.0	10/09/09 16:48	MKP	9J07128	8270C
Benzo(b)fluoranthene	**770**	D12,B, J	3600	70	ug/kg dry	20.0	10/09/09 16:48	MKP	9J07128	8270C
Benzo(ghi)perylene	**450**	D12,J	3600	43	ug/kg dry	20.0	10/09/09 16:48	MKP	9J07128	8270C
Benzo(k)fluoranthene	**340**	D12,B, J	3600	40	ug/kg dry	20.0	10/09/09 16:48	MKP	9J07128	8270C
Chrysene	**660**	D12,B, J	3600	36	ug/kg dry	20.0	10/09/09 16:48	MKP	9J07128	8270C
Fluoranthene	**590**	D12,B, J	3600	52	ug/kg dry	20.0	10/09/09 16:48	MKP	9J07128	8270C
Indeno(1,2,3-cd)pyrene	**370**	D12,B, J	3600	99	ug/kg dry	20.0	10/09/09 16:48	MKP	9J07128	8270C
Phenanthrene	**370**	D12,B, J	3600	75	ug/kg dry	20.0	10/09/09 16:48	MKP	9J07128	8270C
Pyrene	**530**	D12,B, J	3600	23	ug/kg dry	20.0	10/09/09 16:48	MKP	9J07128	8270C
Polychlorinated Biphenyls by EPA Method 8082										
Aroclor 1254	**28**		18	3.7	ug/kg dry	1.00	10/09/09 11:37	SCH	9J07127	8082
Total Metals by SW 846 Series Methods										
Aluminum	**4350**		10.9	NR	mg/kg dry	1.00	10/10/09 00:53	DAN	9J08087	6010B
Arsenic	**8.9**		2.2	NR	mg/kg dry	1.00	10/10/09 00:53	DAN	9J08087	6010B
Barium	**62.0**		0.547	NR	mg/kg dry	1.00	10/10/09 00:53	DAN	9J08087	6010B
Beryllium	**0.394**		0.219	NR	mg/kg dry	1.00	10/10/09 00:53	DAN	9J08087	6010B
Cadmium	**0.837**		0.219	NR	mg/kg dry	1.00	10/10/09 00:53	DAN	9J08087	6010B
Calcium	**48200**		54.7	NR	mg/kg dry	1.00	10/10/09 00:53	DAN	9J08087	6010B
Chromium	**590**		0.547	NR	mg/kg dry	1.00	10/10/09 00:53	DAN	9J08087	6010B
Cobalt	**15.4**		0.547	NR	mg/kg dry	1.00	10/10/09 00:53	DAN	9J08087	6010B
Copper	**171**		1.1	NR	mg/kg dry	1.00	10/10/09 00:53	DAN	9J08087	6010B
Iron	**51800**		10.9	NR	mg/kg dry	1.00	10/10/09 00:53	DAN	9J08087	6010B
Lead	**56.6**		1.1	NR	mg/kg dry	1.00	10/10/09 00:53	DAN	9J08087	6010B
Magnesium	**16700**		21.9	NR	mg/kg dry	1.00	10/10/09 00:53	DAN	9J08087	6010B
Manganese	**1780**	B3	0.2	NR	mg/kg dry	1.00	10/10/09 00:53	DAN	9J08087	6010B
Nickel	**424**		5.47	NR	mg/kg dry	1.00	10/10/09 00:53	DAN	9J08087	6010B
Potassium	**536**		32.8	NR	mg/kg dry	1.00	10/10/09 00:53	DAN	9J08087	6010B
Sodium	**175**		153	NR	mg/kg dry	1.00	10/10/09 00:53	DAN	9J08087	6010B
Vanadium	**18.4**		0.547	NR	mg/kg dry	1.00	10/10/09 00:53	DAN	9J08087	6010B
Zinc	**571**		2.2	NR	mg/kg dry	1.00	10/10/09 00:53	DAN	9J08087	6010B
Mercury	**0.0560**		0.0201	NR	mg/kg dry	1.00	10/12/09 13:36	MXM	9J09118	7471A
General Chemistry Parameters										
Percent Solids	**93**		0.010	NR	%	1.00	10/08/09 16:06	JR	9J08061	Dry Weight

Benchmark Environmental & Engineering Science
2558 Hamburg Turnpike, Suite 300
Lackawanna, NY 14218

SDG Number: RSJ0493

Project: Benchmark - Solsil site
Project Number: TURN-0002

Received: 10/07/09-10/08/09
Reported: 10/28/09 17:00

Executive Summary - Detections

Analyte	Sample Result	Data Qualifiers	RL	MDL	Units	Dil Fac	Date Analyzed	Lab Tech	Batch	Method
Client ID: SS-5 (RSJ0645-01 - Solid)					**Sampled: 10/07/09 10:20**		**Recvd: 10/08/09 11:30**			
Polychlorinated Biphenyls by EPA Method 8082										
Aroclor 1254	**35**	C7	20	4.2	ug/kg dry	1.00	10/14/09 16:03	JxM	9J12079	8082
Total Metals by SW 846 Series Methods										
Aluminum	**2000**		12.8	NR	mg/kg dry	1.00	10/13/09 04:37	LMH	9J12021	6010B
Arsenic	**48.4**		2.6	NR	mg/kg dry	1.00	10/13/09 04:37	LMH	9J12021	6010B
Barium	**139**		0.638	NR	mg/kg dry	1.00	10/13/09 04:37	LMH	9J12021	6010B
Beryllium	**0.459**		0.255	NR	mg/kg dry	1.00	10/13/09 04:37	LMH	9J12021	6010B
Cadmium	**0.573**		0.255	NR	mg/kg dry	1.00	10/13/09 04:37	LMH	9J12021	6010B
Calcium	**34400**		63.8	NR	mg/kg dry	1.00	10/13/09 04:37	LMH	9J12021	6010B
Chromium	**400**		0.638	NR	mg/kg dry	1.00	10/13/09 10:59	LMH	9J12021	6010B
Cobalt	**29.1**		0.638	NR	mg/kg dry	1.00	10/13/09 04:37	LMH	9J12021	6010B
Copper	**211**		1.3	NR	mg/kg dry	1.00	10/13/09 04:37	LMH	9J12021	6010B
Iron	**54100**		12.8	NR	mg/kg dry	1.00	10/13/09 04:37	LMH	9J12021	6010B
Lead	**80.7**		1.3	NR	mg/kg dry	1.00	10/13/09 04:37	LMH	9J12021	6010B
Magnesium	**15600**		25.5	NR	mg/kg dry	1.00	10/13/09 04:37	LMH	9J12021	6010B
Manganese	**23600**	D08	2.6	NR	mg/kg dry	10.0	10/13/09 12:31	LMH	9J12021	6010B
Nickel	**228**		6.38	NR	mg/kg dry	1.00	10/13/09 04:37	LMH	9J12021	6010B
Potassium	**383**		38.3	NR	mg/kg dry	1.00	10/13/09 04:37	LMH	9J12021	6010B
Vanadium	**24.2**		0.638	NR	mg/kg dry	1.00	10/13/09 04:37	LMH	9J12021	6010B
Zinc	**417**		2.6	NR	mg/kg dry	1.00	10/13/09 04:37	LMH	9J12021	6010B
General Chemistry Parameters										
Percent Solids	**83**		0.010	NR	%	1.00	10/13/09 15:06	JRR	9J13041	Dry Weight
Client ID: SS-5 (RSJ0645-01RE1 - Solid)					**Sampled: 10/07/09 10:20**		**Recvd: 10/08/09 11:30**			
Semivolatile Organics by GC/MS										
2-Methylnaphthalene	**220**	D10,J	4100	49	ug/kg dry	20.0	10/22/09 13:56	MKP	9J21042	8270C
Benzo(a)anthracene	**630**	D10,J	4100	70	ug/kg dry	20.0	10/22/09 13:56	MKP	9J21042	8270C
Benzo(a)pyrene	**640**	D10,J	4100	98	ug/kg dry	20.0	10/22/09 13:56	MKP	9J21042	8270C
Benzo(b)fluoranthene	**940**	D10,J	4100	78	ug/kg dry	20.0	10/22/09 13:56	MKP	9J21042	8270C
Benzo(ghi)perylene	**570**	D10,J	4100	49	ug/kg dry	20.0	10/22/09 13:56	MKP	9J21042	8270C
Benzo(k)fluoranthene	**300**	D10,J	4100	45	ug/kg dry	20.0	10/22/09 13:56	MKP	9J21042	8270C
Chrysene	**700**	D10,J	4100	40	ug/kg dry	20.0	10/22/09 13:56	MKP	9J21042	8270C
Fluoranthene	**1100**	D10,J	4100	59	ug/kg dry	20.0	10/22/09 13:56	MKP	9J21042	8270C
Indeno(1,2,3-cd)pyrene	**420**	D10,J	4100	110	ug/kg dry	20.0	10/22/09 13:56	MKP	9J21042	8270C
Phenanthrene	**540**	D10,J	4100	85	ug/kg dry	20.0	10/22/09 13:56	MKP	9J21042	8270C
Pyrene	**890**	D10,J	4100	26	ug/kg dry	20.0	10/22/09 13:56	MKP	9J21042	8270C
Client ID: SS-6 (RSJ0645-04 - Solid)					**Sampled: 10/07/09 10:35**		**Recvd: 10/08/09 11:30**			
Polychlorinated Biphenyls by EPA Method 8082										
Aroclor 1254	**12**	C7,J	19	4.1	ug/kg dry	1.00	10/14/09 16:18	JxM	9J12079	8082
Total Metals by SW 846 Series Methods										
Aluminum	**2760**		11.4	NR	mg/kg dry	1.00	10/13/09 05:15	LMH	9J12021	6010B
Arsenic	**14.5**		2.3	NR	mg/kg dry	1.00	10/13/09 05:15	LMH	9J12021	6010B
Barium	**86.7**		0.570	NR	mg/kg dry	1.00	10/13/09 05:15	LMH	9J12021	6010B

Benchmark Environmental & Engineering Science
2558 Hamburg Turnpike, Suite 300
Lackawanna, NY 14218

SDG Number: RSJ0493

Project: Benchmark - Solsil site
Project Number: TURN-0002

Received: 10/07/09-10/08/09
Reported: 10/28/09 17:00

Executive Summary - Detections

Analyte	Sample Result	Data Qualifiers	RL	MDL	Units	Dil Fac	Date Analyzed	Lab Tech	Batch	Method
Client ID: SS-6 (RSJ0645-04 - Solid) - cont.						**Sampled: 10/07/09 10:35**		**Recvd: 10/08/09 11:30**		
Total Metals by SW 846 Series Methods - cont.										
Beryllium	**0.503**		0.228	NR	mg/kg dry	1.00	10/13/09 05:15	LMH	9J12021	6010B
Cadmium	**0.588**		0.228	NR	mg/kg dry	1.00	10/13/09 05:15	LMH	9J12021	6010B
Calcium	**53600**		57.0	NR	mg/kg dry	1.00	10/13/09 05:15	LMH	9J12021	6010B
Chromium	**61.1**		0.570	NR	mg/kg dry	1.00	10/13/09 11:24	LMH	9J12021	6010B
Cobalt	**5.49**		0.570	NR	mg/kg dry	1.00	10/13/09 05:15	LMH	9J12021	6010B
Copper	**99.6**		1.1	NR	mg/kg dry	1.00	10/13/09 05:15	LMH	9J12021	6010B
Iron	**13700**		11.4	NR	mg/kg dry	1.00	10/13/09 05:15	LMH	9J12021	6010B
Lead	**41.2**		1.1	NR	mg/kg dry	1.00	10/13/09 05:15	LMH	9J12021	6010B
Magnesium	**22900**		22.8	NR	mg/kg dry	1.00	10/13/09 05:15	LMH	9J12021	6010B
Manganese	**2420**	D08	1.1	NR	mg/kg dry	5.00	10/13/09 13:09	LMH	9J12021	6010B
Nickel	**64.5**		5.70	NR	mg/kg dry	1.00	10/13/09 05:15	LMH	9J12021	6010B
Potassium	**387**		34.2	NR	mg/kg dry	1.00	10/13/09 05:15	LMH	9J12021	6010B
Sodium	**240**		160	NR	mg/kg dry	1.00	10/13/09 05:15	LMH	9J12021	6010B
Vanadium	**9.60**		0.570	NR	mg/kg dry	1.00	10/13/09 05:15	LMH	9J12021	6010B
Zinc	**339**		2.3	NR	mg/kg dry	1.00	10/13/09 05:15	LMH	9J12021	6010B
General Chemistry Parameters										
Percent Solids	**85**		0.010	NR	%	1.00	10/13/09 15:08	JRR	9J13041	Dry Weight
Client ID: SS-6 (RSJ0645-04RE1 - Solid)						**Sampled: 10/07/09 10:35**		**Recvd: 10/08/09 11:30**		
Semivolatile Organics by GC/MS										
2-Methylnaphthalene	**490**	D10,J	4000	48	ug/kg dry	20.0	10/22/09 14:20	MKP	9J21042	8270C
Acenaphthylene	**910**	D10,J	4000	32	ug/kg dry	20.0	10/22/09 14:20	MKP	9J21042	8270C
Anthracene	**450**	D10,J	4000	100	ug/kg dry	20.0	10/22/09 14:20	MKP	9J21042	8270C
Benzo(a)anthracene	**2400**	D10,J	4000	68	ug/kg dry	20.0	10/22/09 14:20	MKP	9J21042	8270C
Benzo(a)pyrene	**5400**	D10	4000	95	ug/kg dry	20.0	10/22/09 14:20	MKP	9J21042	8270C
Benzo(b)fluoranthene	**8200**	D10	4000	77	ug/kg dry	20.0	10/22/09 14:20	MKP	9J21042	8270C
Benzo(ghi)perylene	**5700**	D10	4000	48	ug/kg dry	20.0	10/22/09 14:20	MKP	9J21042	8270C
Benzo(k)fluoranthene	**3200**	D10,J	4000	44	ug/kg dry	20.0	10/22/09 14:20	MKP	9J21042	8270C
Chrysene	**4300**	D10	4000	40	ug/kg dry	20.0	10/22/09 14:20	MKP	9J21042	8270C
Fluoranthene	**1500**	D10,J	4000	57	ug/kg dry	20.0	10/22/09 14:20	MKP	9J21042	8270C
Indeno(1,2,3-cd)pyrene	**4800**	D10	4000	110	ug/kg dry	20.0	10/22/09 14:20	MKP	9J21042	8270C
Phenanthrene	**630**	D10,J	4000	83	ug/kg dry	20.0	10/22/09 14:20	MKP	9J21042	8270C
Pyrene	**1400**	D10,J	4000	26	ug/kg dry	20.0	10/22/09 14:20	MKP	9J21042	8270C
Client ID: SS-7 (RSJ0645-05 - Solid)						**Sampled: 10/07/09 10:53**		**Recvd: 10/08/09 11:30**		
Polychlorinated Biphenyls by EPA Method 8082										
Aroclor 1254	**8.6**	C7,J	20	4.1	ug/kg dry	1.00	10/14/09 16:33	JxM	9J12079	8082
Total Metals by SW 846 Series Methods										
Aluminum	**973**		11.7	NR	mg/kg dry	1.00	10/13/09 05:20	LMH	9J12021	6010B
Arsenic	**3.5**		2.3	NR	mg/kg dry	1.00	10/13/09 05:20	LMH	9J12021	6010B
Barium	**45.4**		0.585	NR	mg/kg dry	1.00	10/13/09 05:20	LMH	9J12021	6010B
Beryllium	**0.261**		0.234	NR	mg/kg dry	1.00	10/13/09 05:20	LMH	9J12021	6010B
Cadmium	**0.381**		0.234	NR	mg/kg dry	1.00	10/13/09 05:20	LMH	9J12021	6010B
Calcium	**85400**	D08	292	NR	mg/kg dry	5.00	10/13/09 13:14	LMH	9J12021	6010B

Benchmark Environmental & Engineering Science
2558 Hamburg Turnpike, Suite 300
Lackawanna, NY 14218

SDG Number: RSJ0493

Project: Benchmark - Solsil site
Project Number: TURN-0002

Received: 10/07/09-10/08/09
Reported: 10/28/09 17:00

Executive Summary - Detections

Analyte	Sample Result	Data Qualifiers	RL	MDL	Units	Dil Fac	Date Analyzed	Lab Tech	Batch	Method
Client ID: SS-7 (RSJ0645-05 - Solid) - cont.						**Sampled: 10/07/09 10:53**		**Recvd: 10/08/09 11:30**		
Total Metals by SW 846 Series Methods - cont.										
Chromium	**20.4**		0.585	NR	mg/kg dry	1.00	10/13/09 11:29	LMH	9J12021	6010B
Cobalt	**1.96**		0.585	NR	mg/kg dry	1.00	10/13/09 05:20	LMH	9J12021	6010B
Copper	**27.4**		1.2	NR	mg/kg dry	1.00	10/13/09 05:20	LMH	9J12021	6010B
Iron	**10700**		11.7	NR	mg/kg dry	1.00	10/13/09 05:20	LMH	9J12021	6010B
Lead	**26.8**		1.2	NR	mg/kg dry	1.00	10/13/09 05:20	LMH	9J12021	6010B
Magnesium	**45200**		23.4	NR	mg/kg dry	1.00	10/13/09 05:20	LMH	9J12021	6010B
Manganese	**500**		0.2	NR	mg/kg dry	1.00	10/13/09 05:20	LMH	9J12021	6010B
Nickel	**19.9**		5.85	NR	mg/kg dry	1.00	10/13/09 05:20	LMH	9J12021	6010B
Potassium	**338**		35.1	NR	mg/kg dry	1.00	10/13/09 05:20	LMH	9J12021	6010B
Sodium	**878**		164	NR	mg/kg dry	1.00	10/13/09 05:20	LMH	9J12021	6010B
Vanadium	**3.70**		0.585	NR	mg/kg dry	1.00	10/13/09 05:20	LMH	9J12021	6010B
Zinc	**3150**	D08	11.7	NR	mg/kg dry	5.00	10/13/09 13:14	LMH	9J12021	6010B
General Chemistry Parameters										
Percent Solids	**85**		0.010	NR	%	1.00	10/13/09 15:10	JRR	9J13041	Dry Weight
Client ID: SS-7 (RSJ0645-05RE1 - Solid)						**Sampled: 10/07/09 10:53**		**Recvd: 10/08/09 11:30**		
Semivolatile Organics by GC/MS										
2-Methylnaphthalene	**81**	D10,J	2000	24	ug/kg dry	10.0	10/22/09 14:45	MKP	9J21042	8270C
Benzo(a)anthracene	**160**	D10,J	2000	34	ug/kg dry	10.0	10/22/09 14:45	MKP	9J21042	8270C
Chrysene	**180**	D10,J	2000	20	ug/kg dry	10.0	10/22/09 14:45	MKP	9J21042	8270C
Fluoranthene	**290**	D10,J	2000	28	ug/kg dry	10.0	10/22/09 14:45	MKP	9J21042	8270C
Pyrene	**210**	D10,J	2000	13	ug/kg dry	10.0	10/22/09 14:45	MKP	9J21042	8270C
Client ID: SS-8 (RSJ0645-06 - Solid)						**Sampled: 10/07/09 11:00**		**Recvd: 10/08/09 11:30**		
Polychlorinated Biphenyls by EPA Method 8082										
Aroclor 1254	**26**	C7	24	5.0	ug/kg dry	1.00	10/14/09 16:48	JxM	9J12079	8082
Total Metals by SW 846 Series Methods										
Aluminum	**871**		13.9	NR	mg/kg dry	1.00	10/13/09 05:25	LMH	9J12021	6010B
Barium	**31.7**		0.693	NR	mg/kg dry	1.00	10/13/09 05:25	LMH	9J12021	6010B
Cadmium	**0.648**		0.277	NR	mg/kg dry	1.00	10/13/09 05:25	LMH	9J12021	6010B
Calcium	**13100**		69.3	NR	mg/kg dry	1.00	10/13/09 05:25	LMH	9J12021	6010B
Chromium	**23.2**		0.693	NR	mg/kg dry	1.00	10/13/09 11:34	LMH	9J12021	6010B
Cobalt	**2.19**		0.693	NR	mg/kg dry	1.00	10/13/09 05:25	LMH	9J12021	6010B
Copper	**26.2**		1.4	NR	mg/kg dry	1.00	10/13/09 05:25	LMH	9J12021	6010B
Iron	**6220**		13.9	NR	mg/kg dry	1.00	10/13/09 05:25	LMH	9J12021	6010B
Lead	**25.4**		1.4	NR	mg/kg dry	1.00	10/13/09 05:25	LMH	9J12021	6010B
Magnesium	**5160**		27.7	NR	mg/kg dry	1.00	10/13/09 05:25	LMH	9J12021	6010B
Manganese	**177**		0.3	NR	mg/kg dry	1.00	10/13/09 05:25	LMH	9J12021	6010B
Nickel	**26.0**		6.93	NR	mg/kg dry	1.00	10/13/09 05:25	LMH	9J12021	6010B
Potassium	**198**		41.6	NR	mg/kg dry	1.00	10/13/09 05:25	LMH	9J12021	6010B
Sodium	**289**		194	NR	mg/kg dry	1.00	10/13/09 05:25	LMH	9J12021	6010B
Vanadium	**3.52**		0.693	NR	mg/kg dry	1.00	10/13/09 05:25	LMH	9J12021	6010B
Zinc	**4470**	D08	13.9	NR	mg/kg dry	5.00	10/13/09 13:19	LMH	9J12021	6010B

Benchmark Environmental & Engineering Science
2558 Hamburg Turnpike, Suite 300
Lackawanna, NY 14218

SDG Number: RSJ0493

Project: Benchmark - Solsil site
Project Number: TURN-0002

Received: 10/07/09-10/08/09
Reported: 10/28/09 17:00

Executive Summary - Detections

Analyte	Sample Result	Data Qualifiers	RL	MDL	Units	Dil Fac	Date Analyzed	Lab Tech	Batch	Method
Client ID: SS-8 (RSJ0645-06 - Solid) - cont.					**Sampled: 10/07/09 11:00**		**Recvd: 10/08/09 11:30**			
General Chemistry Parameters										
Percent Solids	**70**		0.010	NR	%	1.00	10/12/09 16:06	JR	9J12049	Dry Weight
Client ID: SS-8 (RSJ0645-06RE1 - Solid)					**Sampled: 10/07/09 11:00**		**Recvd: 10/08/09 11:30**			
Semivolatile Organics by GC/MS										
2-Methylnaphthalene	**130**	D10,J	2400	29	ug/kg dry	10.0	10/22/09 15:10	MKP	9J21042	8270C
Acenaphthene	**180**	D10,J	2400	28	ug/kg dry	10.0	10/22/09 15:10	MKP	9J21042	8270C
Anthracene	**270**	D10,J	2400	61	ug/kg dry	10.0	10/22/09 15:10	MKP	9J21042	8270C
Benzo(a)anthracene	**1500**	D10,J	2400	41	ug/kg dry	10.0	10/22/09 15:10	MKP	9J21042	8270C
Benzo(a)pyrene	**1800**	D10,J	2400	57	ug/kg dry	10.0	10/22/09 15:10	MKP	9J21042	8270C
Benzo(b)fluoranthene	**2100**	D10,J	2400	46	ug/kg dry	10.0	10/22/09 15:10	MKP	9J21042	8270C
Benzo(ghi)perylene	**1200**	D10,J	2400	28	ug/kg dry	10.0	10/22/09 15:10	MKP	9J21042	8270C
Benzo(k)fluoranthene	**680**	D10,J	2400	26	ug/kg dry	10.0	10/22/09 15:10	MKP	9J21042	8270C
Butyl benzyl phthalate	**1000**	D10,J	2400	640	ug/kg dry	10.0	10/22/09 15:10	MKP	9J21042	8270C
Chrysene	**1500**	D10,J	2400	24	ug/kg dry	10.0	10/22/09 15:10	MKP	9J21042	8270C
Fluoranthene	**1800**	D10,J	2400	34	ug/kg dry	10.0	10/22/09 15:10	MKP	9J21042	8270C
Indeno(1,2,3-cd)pyrene	**1100**	D10,J	2400	66	ug/kg dry	10.0	10/22/09 15:10	MKP	9J21042	8270C
Phenanthrene	**1200**	D10,J	2400	50	ug/kg dry	10.0	10/22/09 15:10	MKP	9J21042	8270C
Pyrene	**1700**	D10,J	2400	15	ug/kg dry	10.0	10/22/09 15:10	MKP	9J21042	8270C
Client ID: SS-9 (RSJ0645-07 - Solid)					**Sampled: 10/07/09 11:19**		**Recvd: 10/08/09 11:30**			
Polychlorinated Biphenyls by EPA Method 8082										
Aroclor 1254	**6.1**	C7,J	17	3.6	ug/kg dry	1.00	10/14/09 17:02	JxM	9J12079	8082
Total Metals by SW 846 Series Methods										
Aluminum	**4350**		11.1	NR	mg/kg dry	1.00	10/13/09 05:30	LMH	9J12021	6010B
Arsenic	**2.2**		2.2	NR	mg/kg dry	1.00	10/13/09 05:30	LMH	9J12021	6010B
Barium	**29.2**		0.555	NR	mg/kg dry	1.00	10/13/09 05:30	LMH	9J12021	6010B
Calcium	**41300**		55.5	NR	mg/kg dry	1.00	10/13/09 05:30	LMH	9J12021	6010B
Chromium	**109**		0.555	NR	mg/kg dry	1.00	10/13/09 11:52	LMH	9J12021	6010B
Cobalt	**3.78**		0.555	NR	mg/kg dry	1.00	10/13/09 05:30	LMH	9J12021	6010B
Copper	**14.5**		1.1	NR	mg/kg dry	1.00	10/13/09 05:30	LMH	9J12021	6010B
Iron	**4080**		11.1	NR	mg/kg dry	1.00	10/13/09 05:30	LMH	9J12021	6010B
Lead	**19.9**		1.1	NR	mg/kg dry	1.00	10/13/09 05:30	LMH	9J12021	6010B
Magnesium	**29500**		22.2	NR	mg/kg dry	1.00	10/13/09 05:30	LMH	9J12021	6010B
Manganese	**558**		0.2	NR	mg/kg dry	1.00	10/13/09 05:30	LMH	9J12021	6010B
Nickel	**119**		5.55	NR	mg/kg dry	1.00	10/13/09 05:30	LMH	9J12021	6010B
Potassium	**273**		33.3	NR	mg/kg dry	1.00	10/13/09 05:30	LMH	9J12021	6010B
Vanadium	**5.08**		0.555	NR	mg/kg dry	1.00	10/13/09 05:30	LMH	9J12021	6010B
Zinc	**75.2**		2.2	NR	mg/kg dry	1.00	10/13/09 05:30	LMH	9J12021	6010B
General Chemistry Parameters										
Percent Solids	**97**		0.010	NR	%	1.00	10/12/09 16:08	JR	9J12049	Dry Weight
Client ID: SS-9 (RSJ0645-07RE1 - Solid)					**Sampled: 10/07/09 11:19**		**Recvd: 10/08/09 11:30**			
Semivolatile Organics by GC/MS										
Benzo(a)anthracene	**850**	D12,J	8500	150	ug/kg dry	50.0	10/22/09 15:34	MKP	9J21042	8270C

Benchmark Environmental & Engineering Science
2558 Hamburg Turnpike, Suite 300
Lackawanna, NY 14218

SDG Number: RSJ0493

Project: Benchmark - Solsil site
Project Number: TURN-0002

Received: 10/07/09-10/08/09
Reported: 10/28/09 17:00

Executive Summary - Detections

Analyte	Sample Result	Data Qualifiers	RL	MDL	Units	Dil Fac	Date Analyzed	Lab Tech	Batch	Method
Client ID: SS-9 (RSJ0645-07RE1 - Solid) - cont.						**Sampled: 10/07/09 11:19**		**Recvd: 10/08/09 11:30**		
Semivolatile Organics by GC/MS - cont.										
Benzo(a)pyrene	**750**	D12,J	8500	200	ug/kg dry	50.0	10/22/09 15:34	MKP	9J21042	8270C
Benzo(b)fluoranthene	**1000**	D12,J	8500	160	ug/kg dry	50.0	10/22/09 15:34	MKP	9J21042	8270C
Benzo(ghi)perylene	**670**	D12,J	8500	100	ug/kg dry	50.0	10/22/09 15:34	MKP	9J21042	8270C
Benzo(k)fluoranthene	**400**	D12,J	8500	93	ug/kg dry	50.0	10/22/09 15:34	MKP	9J21042	8270C
Chrysene	**770**	D12,J	8500	85	ug/kg dry	50.0	10/22/09 15:34	MKP	9J21042	8270C
Fluoranthene	**1600**	D12,J	8500	120	ug/kg dry	50.0	10/22/09 15:34	MKP	9J21042	8270C
Phenanthrene	**790**	D12,J	8500	180	ug/kg dry	50.0	10/22/09 15:34	MKP	9J21042	8270C
Pyrene	**1300**	D12,J	8500	55	ug/kg dry	50.0	10/22/09 15:34	MKP	9J21042	8270C
Client ID: TP-1 (0-3) (RSJ0493-05 - Solid)						**Sampled: 10/06/09 11:15**		**Recvd: 10/07/09 10:55**		
Semivolatile Organics by GC/MS										
2-Methylnaphthalene	**86**	D10,J	1000	13	ug/kg dry	5.00	10/12/09 15:50	MKP	9J07128	8270C
Acenaphthylene	**170**	D10,J	1000	8.5	ug/kg dry	5.00	10/12/09 15:50	MKP	9J07128	8270C
Anthracene	**120**	D10,B, J	1000	27	ug/kg dry	5.00	10/12/09 15:50	MKP	9J07128	8270C
Benzo(a)anthracene	**470**	D10,B, J	1000	18	ug/kg dry	5.00	10/12/09 15:50	MKP	9J07128	8270C
Benzo(a)pyrene	**530**	D10,B, J	1000	25	ug/kg dry	5.00	10/12/09 15:50	MKP	9J07128	8270C
Benzo(b)fluoranthene	**700**	D10,B, J	1000	20	ug/kg dry	5.00	10/12/09 15:50	MKP	9J07128	8270C
Benzo(ghi)perylene	**560**	D10,J	1000	12	ug/kg dry	5.00	10/12/09 15:50	MKP	9J07128	8270C
Benzo(k)fluoranthene	**380**	D10,B, J	1000	11	ug/kg dry	5.00	10/12/09 15:50	MKP	9J07128	8270C
Chrysene	**510**	D10,B, J	1000	10	ug/kg dry	5.00	10/12/09 15:50	MKP	9J07128	8270C
Dibenzo(a,h)anthracene	**170**	D10,J	1000	12	ug/kg dry	5.00	10/12/09 15:50	MKP	9J07128	8270C
Dibenzofuran	**43**	D10,J	1000	11	ug/kg dry	5.00	10/12/09 15:50	MKP	9J07128	8270C
Fluoranthene	**670**	D10,B, J	1000	15	ug/kg dry	5.00	10/12/09 15:50	MKP	9J07128	8270C
Indeno(1,2,3-cd)pyrene	**460**	D10,B, J	1000	29	ug/kg dry	5.00	10/12/09 15:50	MKP	9J07128	8270C
Phenanthrene	**330**	D10,B, J	1000	22	ug/kg dry	5.00	10/12/09 15:50	MKP	9J07128	8270C
Pyrene	**610**	D10,B, J	1000	6.7	ug/kg dry	5.00	10/12/09 15:50	MKP	9J07128	8270C
Organochlorine Pesticides by EPA Method 8081A										
Endrin [2C]	**3.6**	QFL, D10, QSU,J	10	3.3	ug/kg dry	5.00	10/09/09 20:11	DGB	9J08144	8081A
Polychlorinated Biphenyls by EPA Method 8082										
Aroclor 1254	**88**		20	4.3	ug/kg dry	1.00	10/09/09 11:52	SCH	9J07127	8082
Aroclor 1260	**43**		20	4.3	ug/kg dry	1.00	10/09/09 11:52	SCH	9J07127	8082
Total Metals by SW 846 Series Methods										
Aluminum	**2720**		12.3	NR	mg/kg dry	1.00	10/10/09 00:58	DAN	9J08087	6010B
Arsenic	**105**		2.5	NR	mg/kg dry	1.00	10/10/09 00:58	DAN	9J08087	6010B
Barium	**197**		0.613	NR	mg/kg dry	1.00	10/10/09 00:58	DAN	9J08087	6010B
Beryllium	**0.383**		0.245	NR	mg/kg dry	1.00	10/10/09 00:58	DAN	9J08087	6010B
Cadmium	**0.606**		0.245	NR	mg/kg dry	1.00	10/10/09 00:58	DAN	9J08087	6010B
Calcium	**10800**		61.3	NR	mg/kg dry	1.00	10/10/09 00:58	DAN	9J08087	6010B
Chromium	**502**		0.613	NR	mg/kg dry	1.00	10/10/09 00:58	DAN	9J08087	6010B
Cobalt	**32.6**		0.613	NR	mg/kg dry	1.00	10/10/09 00:58	DAN	9J08087	6010B
Copper	**150**		1.2	NR	mg/kg dry	1.00	10/10/09 00:58	DAN	9J08087	6010B
Iron	**35400**		12.3	NR	mg/kg dry	1.00	10/10/09 00:58	DAN	9J08087	6010B
Lead	**88.1**		1.2	NR	mg/kg dry	1.00	10/10/09 00:58	DAN	9J08087	6010B

Benchmark Environmental & Engineering Science
2558 Hamburg Turnpike, Suite 300
Lackawanna, NY 14218

SDG Number: RSJ0493

Project: Benchmark - Solsil site
Project Number: TURN-0002

Received: 10/07/09-10/08/09
Reported: 10/28/09 17:00

Executive Summary - Detections

Analyte	Sample Result	Data Qualifiers	RL	MDL	Units	Dil Fac	Date Analyzed	Lab Tech	Batch	Method
Client ID: TP-1 (0-3) (RSJ0493-05 - Solid) - cont.						**Sampled: 10/06/09 11:15**		**Recvd: 10/07/09 10:55**		
Total Metals by SW 846 Series Methods - cont.										
Magnesium	**4310**		24.5	NR	mg/kg dry	1.00	10/10/09 00:58	DAN	9J08087	6010B
Manganese	**29600**	D08	12.3	NR	mg/kg dry	50.0	10/12/09 14:48	DAN	9J08087	6010B
Nickel	**323**		6.13	NR	mg/kg dry	1.00	10/10/09 00:58	DAN	9J08087	6010B
Potassium	**606**		36.8	NR	mg/kg dry	1.00	10/10/09 00:58	DAN	9J08087	6010B
Silver	**0.798**		0.613	NR	mg/kg dry	1.00	10/10/09 00:58	DAN	9J08087	6010B
Vanadium	**50.3**		0.613	NR	mg/kg dry	1.00	10/10/09 00:58	DAN	9J08087	6010B
Zinc	**132**		2.5	NR	mg/kg dry	1.00	10/10/09 00:58	DAN	9J08087	6010B
Mercury	**0.105**		0.0254	NR	mg/kg dry	1.00	10/12/09 13:38	MXM	9J09118	7471A
General Chemistry Parameters										
Percent Solids	**80**		0.010	NR	%	1.00	10/08/09 16:08	JR	9J08061	Dry Weight
Client ID: TP-2 (0-3) (RSJ0493-08 - Solid)						**Sampled: 10/06/09 13:10**		**Recvd: 10/07/09 10:55**		
Semivolatile Organics by GC/MS										
Acenaphthene	**1600**	D12,J	4200	49	ug/kg dry	20.0	10/09/09 17:37	MKP	9J07128	8270C
Anthracene	**1200**	D12,B, J	4200	110	ug/kg dry	20.0	10/09/09 17:37	MKP	9J07128	8270C
Benzo(a)anthracene	**6300**	D12,B	4200	72	ug/kg dry	20.0	10/09/09 17:37	MKP	9J07128	8270C
Benzo(a)pyrene	**7600**	D12,B	4200	100	ug/kg dry	20.0	10/09/09 17:37	MKP	9J07128	8270C
Benzo(b)fluoranthene	**8500**	D12,B	4200	81	ug/kg dry	20.0	10/09/09 17:37	MKP	9J07128	8270C
Benzo(ghi)perylene	**5300**	D12	4200	50	ug/kg dry	20.0	10/09/09 17:37	MKP	9J07128	8270C
Benzo(k)fluoranthene	**3900**	D12,B, J	4200	46	ug/kg dry	20.0	10/09/09 17:37	MKP	9J07128	8270C
Carbazole	**620**	D12,B, J	4200	49	ug/kg dry	20.0	10/09/09 17:37	MKP	9J07128	8270C
Chrysene	**6000**	D12,B	4200	42	ug/kg dry	20.0	10/09/09 17:37	MKP	9J07128	8270C
Dibenzo(a,h)anthracene	**1200**	D12,J	4200	49	ug/kg dry	20.0	10/09/09 17:37	MKP	9J07128	8270C
Dibenzofuran	**300**	D12,J	4200	44	ug/kg dry	20.0	10/09/09 17:37	MKP	9J07128	8270C
Fluoranthene	**9300**	D12,B	4200	61	ug/kg dry	20.0	10/09/09 17:37	MKP	9J07128	8270C
Fluorene	**510**	D12,J	4200	97	ug/kg dry	20.0	10/09/09 17:37	MKP	9J07128	8270C
Indeno(1,2,3-cd)pyrene	**5000**	D12,B	4200	120	ug/kg dry	20.0	10/09/09 17:37	MKP	9J07128	8270C
Naphthalene	**480**	D12,J	4200	70	ug/kg dry	20.0	10/09/09 17:37	MKP	9J07128	8270C
Phenanthrene	**4800**	D12,B	4200	88	ug/kg dry	20.0	10/09/09 17:37	MKP	9J07128	8270C
Pyrene	**8400**	D12,B	4200	27	ug/kg dry	20.0	10/09/09 17:37	MKP	9J07128	8270C
Total Metals by SW 846 Series Methods										
Aluminum	**9050**		12.7	NR	mg/kg dry	1.00	10/10/09 01:27	DAN	9J08087	6010B
Arsenic	**8.2**		2.5	NR	mg/kg dry	1.00	10/10/09 01:27	DAN	9J08087	6010B
Barium	**277**		0.637	NR	mg/kg dry	1.00	10/10/09 01:27	DAN	9J08087	6010B
Beryllium	**0.556**		0.255	NR	mg/kg dry	1.00	10/10/09 01:27	DAN	9J08087	6010B
Cadmium	**0.509**		0.255	NR	mg/kg dry	1.00	10/10/09 01:27	DAN	9J08087	6010B
Calcium	**21400**		63.7	NR	mg/kg dry	1.00	10/10/09 01:27	DAN	9J08087	6010B
Chromium	**409**		0.637	NR	mg/kg dry	1.00	10/10/09 01:27	DAN	9J08087	6010B
Cobalt	**51.6**		0.637	NR	mg/kg dry	1.00	10/10/09 01:27	DAN	9J08087	6010B
Copper	**53.0**		1.3	NR	mg/kg dry	1.00	10/10/09 01:27	DAN	9J08087	6010B
Iron	**30700**		12.7	NR	mg/kg dry	1.00	10/10/09 01:27	DAN	9J08087	6010B
Lead	**34.9**		1.3	NR	mg/kg dry	1.00	10/10/09 01:27	DAN	9J08087	6010B
Magnesium	**13600**		25.5	NR	mg/kg dry	1.00	10/10/09 01:27	DAN	9J08087	6010B
Manganese	**8790**	D08	2.5	NR	mg/kg dry	10.0	10/12/09 15:13	DAN	9J08087	6010B

Benchmark Environmental & Engineering Science
2558 Hamburg Turnpike, Suite 300
Lackawanna, NY 14218

SDG Number: RSJ0493

Project: Benchmark - Solsil site
Project Number: TURN-0002

Received: 10/07/09-10/08/09
Reported: 10/28/09 17:00

Executive Summary - Detections

Analyte	Sample Result	Data Qualifiers	RL	MDL	Units	Dil Fac	Date Analyzed	Lab Tech	Batch	Method
Client ID: TP-2 (0-3) (RSJ0493-08 - Solid) - cont.						**Sampled: 10/06/09 13:10**		**Recvd: 10/07/09 10:55**		
Total Metals by SW 846 Series Methods - cont.										
Nickel	**1440**		6.37	NR	mg/kg dry	1.00	10/10/09 01:27	DAN	9J08087	6010B
Potassium	**1340**		38.2	NR	mg/kg dry	1.00	10/10/09 01:27	DAN	9J08087	6010B
Sodium	**371**		178	NR	mg/kg dry	1.00	10/10/09 01:27	DAN	9J08087	6010B
Vanadium	**28.6**		0.637	NR	mg/kg dry	1.00	10/10/09 01:27	DAN	9J08087	6010B
Zinc	**600**		2.5	NR	mg/kg dry	1.00	10/10/09 01:27	DAN	9J08087	6010B
Mercury	**0.0435**		0.0234	NR	mg/kg dry	1.00	10/12/09 13:44	MXM	9J09118	7471A
General Chemistry Parameters										
Percent Solids	**80**		0.010	NR	%	1.00	10/08/09 16:10	JR	9J08061	Dry Weight
Client ID: TP-3 (0-1.5) (RSJ0493-09 - Solid)						**Sampled: 10/06/09 14:45**		**Recvd: 10/07/09 10:55**		
Volatile Organic Compounds by EPA 8260B										
Methylene Chloride	**3.5**	B, J	5.6	1.1	ug/kg dry	1.00	10/08/09 17:16	PQ	9J08042	8260B
Semivolatile Organics by GC/MS										
Anthracene	**97**	D10,B, J	2000	50	ug/kg dry	10.0	10/09/09 18:02	MKP	9J07128	8270C
Benzo(a)anthracene	**360**	D10,B, J	2000	34	ug/kg dry	10.0	10/09/09 18:02	MKP	9J07128	8270C
Benzo(a)pyrene	**390**	D10,B, J	2000	47	ug/kg dry	10.0	10/09/09 18:02	MKP	9J07128	8270C
Benzo(b)fluoranthene	**460**	D10,B, J	2000	38	ug/kg dry	10.0	10/09/09 18:02	MKP	9J07128	8270C
Benzo(ghi)perylene	**400**	D10,J	2000	24	ug/kg dry	10.0	10/09/09 18:02	MKP	9J07128	8270C
Benzo(k)fluoranthene	**210**	D10,B, J	2000	22	ug/kg dry	10.0	10/09/09 18:02	MKP	9J07128	8270C
Chrysene	**310**	D10,B, J	2000	20	ug/kg dry	10.0	10/09/09 18:02	MKP	9J07128	8270C
Dibenzo(a,h)anthracene	**110**	D10,J	2000	23	ug/kg dry	10.0	10/09/09 18:02	MKP	9J07128	8270C
Fluoranthene	**500**	D10,B, J	2000	28	ug/kg dry	10.0	10/09/09 18:02	MKP	9J07128	8270C
Indeno(1,2,3-cd)pyrene	**300**	D10,B, J	2000	54	ug/kg dry	10.0	10/09/09 18:02	MKP	9J07128	8270C
Phenanthrene	**360**	D10,B, J	2000	41	ug/kg dry	10.0	10/09/09 18:02	MKP	9J07128	8270C
Pyrene	**530**	D10,B, J	2000	13	ug/kg dry	10.0	10/09/09 18:02	MKP	9J07128	8270C
Total Metals by SW 846 Series Methods										
Aluminum	**9570**		12.7	NR	mg/kg dry	1.00	10/10/09 01:32	DAN	9J08087	6010B
Arsenic	**6.9**		2.5	NR	mg/kg dry	1.00	10/10/09 01:32	DAN	9J08087	6010B
Barium	**710**		0.633	NR	mg/kg dry	1.00	10/10/09 01:32	DAN	9J08087	6010B
Beryllium	**0.620**		0.253	NR	mg/kg dry	1.00	10/10/09 01:32	DAN	9J08087	6010B
Cadmium	**1.00**		0.253	NR	mg/kg dry	1.00	10/10/09 01:32	DAN	9J08087	6010B
Calcium	**24200**		63.3	NR	mg/kg dry	1.00	10/10/09 01:32	DAN	9J08087	6010B
Chromium	**173**		0.633	NR	mg/kg dry	1.00	10/10/09 01:32	DAN	9J08087	6010B
Cobalt	**9.99**		0.633	NR	mg/kg dry	1.00	10/10/09 01:32	DAN	9J08087	6010B
Copper	**131**		1.3	NR	mg/kg dry	1.00	10/10/09 01:32	DAN	9J08087	6010B
Iron	**25400**		12.7	NR	mg/kg dry	1.00	10/10/09 01:32	DAN	9J08087	6010B
Lead	**166**		1.3	NR	mg/kg dry	1.00	10/10/09 01:32	DAN	9J08087	6010B
Magnesium	**7130**		25.3	NR	mg/kg dry	1.00	10/10/09 01:32	DAN	9J08087	6010B
Manganese	**9390**	D08	2.5	NR	mg/kg dry	10.0	10/12/09 15:18	DAN	9J08087	6010B
Nickel	**77.0**		6.33	NR	mg/kg dry	1.00	10/10/09 01:32	DAN	9J08087	6010B
Potassium	**1240**		38.0	NR	mg/kg dry	1.00	10/10/09 01:32	DAN	9J08087	6010B
Silver	**1.13**		0.633	NR	mg/kg dry	1.00	10/10/09 01:32	DAN	9J08087	6010B
Vanadium	**19.9**		0.633	NR	mg/kg dry	1.00	10/10/09 01:32	DAN	9J08087	6010B

Benchmark Environmental & Engineering Science
2558 Hamburg Turnpike, Suite 300
Lackawanna, NY 14218

SDG Number: RSJ0493

Project: Benchmark - Solsil site
Project Number: TURN-0002

Received: 10/07/09-10/08/09
Reported: 10/28/09 17:00

Executive Summary - Detections

Analyte	Sample Result	Data Qualifiers	RL	MDL	Units	Dil Fac	Date Analyzed	Lab Tech	Batch	Method
Client ID: TP-3 (0-1.5) (RSJ0493-09 - Solid) - cont.						**Sampled: 10/06/09 14:45**		**Recvd: 10/07/09 10:55**		
Total Metals by SW 846 Series Methods - cont.										
Zinc	**296**		2.5	NR	mg/kg dry	1.00	10/10/09 01:32	DAN	9J08087	6010B
Mercury	**1.59**	D08	0.113	NR	mg/kg dry	5.00	10/12/09 14:22	MXM	9J09118	7471A
General Chemistry Parameters										
Percent Solids	**86**		0.010	NR	%	1.00	10/08/09 16:12	JR	9J08061	Dry Weight
Client ID: TP-4 (2.5-6) (RSJ0493-10 - Solid)						**Sampled: 10/06/09 16:00**		**Recvd: 10/07/09 10:55**		
Volatile Organic Compounds by EPA 8260B										
Acetone	**33**		27	1.2	ug/kg dry	1.00	10/08/09 17:42	PQ	9J08042	8260B
Methylene Chloride	**4.1**	B, J	5.4	1.1	ug/kg dry	1.00	10/08/09 17:42	PQ	9J08042	8260B
Semivolatile Organics by GC/MS										
2-Methylnaphthalene	**38**	D10,J	920	11	ug/kg dry	5.00	10/09/09 18:27	MKP	9J07128	8270C
Anthracene	**65**	D10,B, J	920	23	ug/kg dry	5.00	10/09/09 18:27	MKP	9J07128	8270C
Benzo(a)anthracene	**290**	D10,B, J	920	16	ug/kg dry	5.00	10/09/09 18:27	MKP	9J07128	8270C
Benzo(a)pyrene	**320**	D10,B, J	920	22	ug/kg dry	5.00	10/09/09 18:27	MKP	9J07128	8270C
Benzo(b)fluoranthene	**360**	D10,B, J	920	18	ug/kg dry	5.00	10/09/09 18:27	MKP	9J07128	8270C
Benzo(ghi)perylene	**360**	D10,J	920	11	ug/kg dry	5.00	10/09/09 18:27	MKP	9J07128	8270C
Benzo(k)fluoranthene	**200**	D10,B, J	920	10	ug/kg dry	5.00	10/09/09 18:27	MKP	9J07128	8270C
Chrysene	**260**	D10,B, J	920	9.1	ug/kg dry	5.00	10/09/09 18:27	MKP	9J07128	8270C
Dibenzo(a,h)anthracene	**86**	D10,J	920	11	ug/kg dry	5.00	10/09/09 18:27	MKP	9J07128	8270C
Fluoranthene	**380**	D10,B, J	920	13	ug/kg dry	5.00	10/09/09 18:27	MKP	9J07128	8270C
Indeno(1,2,3-cd)pyrene	**280**	D10,B, J	920	25	ug/kg dry	5.00	10/09/09 18:27	MKP	9J07128	8270C
Phenanthrene	**240**	D10,B, J	920	19	ug/kg dry	5.00	10/09/09 18:27	MKP	9J07128	8270C
Pyrene	**370**	D10,B, J	920	5.9	ug/kg dry	5.00	10/09/09 18:27	MKP	9J07128	8270C
Total Metals by SW 846 Series Methods										
Aluminum	**2910**		11.5	NR	mg/kg dry	1.00	10/10/09 01:37	DAN	9J08087	6010B
Arsenic	**5.5**		2.3	NR	mg/kg dry	1.00	10/10/09 01:37	DAN	9J08087	6010B
Barium	**32.4**		0.575	NR	mg/kg dry	1.00	10/10/09 01:37	DAN	9J08087	6010B
Cadmium	**1.37**		0.230	NR	mg/kg dry	1.00	10/10/09 01:37	DAN	9J08087	6010B
Calcium	**16500**		57.5	NR	mg/kg dry	1.00	10/10/09 01:37	DAN	9J08087	6010B
Chromium	**1060**		0.575	NR	mg/kg dry	1.00	10/10/09 01:37	DAN	9J08087	6010B
Cobalt	**57.0**		0.575	NR	mg/kg dry	1.00	10/10/09 01:37	DAN	9J08087	6010B
Copper	**462**		1.2	NR	mg/kg dry	1.00	10/10/09 01:37	DAN	9J08087	6010B
Iron	**21800**		11.5	NR	mg/kg dry	1.00	10/10/09 01:37	DAN	9J08087	6010B
Lead	**69.0**		1.2	NR	mg/kg dry	1.00	10/10/09 01:37	DAN	9J08087	6010B
Magnesium	**8620**		23.0	NR	mg/kg dry	1.00	10/10/09 01:37	DAN	9J08087	6010B
Manganese	**989**	B3	0.2	NR	mg/kg dry	1.00	10/10/09 01:37	DAN	9J08087	6010B
Nickel	**2310**		5.75	NR	mg/kg dry	1.00	10/10/09 01:37	DAN	9J08087	6010B
Potassium	**337**		34.5	NR	mg/kg dry	1.00	10/10/09 01:37	DAN	9J08087	6010B
Vanadium	**56.5**		0.575	NR	mg/kg dry	1.00	10/10/09 01:37	DAN	9J08087	6010B
Zinc	**149**		2.3	NR	mg/kg dry	1.00	10/10/09 01:37	DAN	9J08087	6010B
Mercury	**0.0426**		0.0220	NR	mg/kg dry	1.00	10/12/09 13:51	MXM	9J09118	7471A
General Chemistry Parameters										

Benchmark Environmental & Engineering Science
2558 Hamburg Turnpike, Suite 300
Lackawanna, NY 14218

SDG Number: RSJ0493

Project: Benchmark - Solsil site
Project Number: TURN-0002

Received: 10/07/09-10/08/09
Reported: 10/28/09 17:00

Executive Summary - Detections

Analyte	Sample Result	Data Qualifiers	RL	MDL	Units	Dil Fac	Date Analyzed	Lab Tech	Batch	Method
Client ID: TP-4 (2.5-6) (RSJ0493-10 - Solid) - cont.						**Sampled: 10/06/09 16:00**		**Recvd: 10/07/09 10:55**		
General Chemistry Parameters - cont.										
Percent Solids	**92**		0.010	NR	%	1.00	10/08/09 16:14	JR	9J08061	Dry Weight

Benchmark Environmental & Engineering Science
2558 Hamburg Turnpike, Suite 300
Lackawanna, NY 14218

SDG Number: RSJ0493

Project: Benchmark - Solsil site
Project Number: TURN-0002

Received: 10/07/09-10/08/09
Reported: 10/28/09 17:00

Sample Summary

Sample Identification	Lab Number	Client Matrix	Date/Time Sampled	Date/Time Received	Sample Qualifiers
BLIND DUP	RSJ0645-08	Solid	10/07/09 12:00	10/08/09 11:30	
SS-10	RSJ0645-09	Solid	10/07/09 11:25	10/08/09 11:30	
SS-11	RSJ0645-10	Solid	10/07/09 11:34	10/08/09 11:30	
SS-12	RSJ0645-11	Solid	10/07/09 11:40	10/08/09 11:30	
SS-13	RSJ0645-12	Solid	10/07/09 11:55	10/08/09 11:30	
SS-14	RSJ0645-13	Solid	10/07/09 13:05	10/08/09 11:30	
SS-1	RSJ0493-01	Solid	10/06/09 10:30	10/07/09 10:55	
SS-2	RSJ0493-02	Solid	10/06/09 12:50	10/07/09 10:55	
SS-3	RSJ0493-03	Solid	10/06/09 13:30	10/07/09 10:55	
SS-4	RSJ0493-04	Solid	10/06/09 15:30	10/07/09 10:55	
SS-5	RSJ0645-01	Solid	10/07/09 10:20	10/08/09 11:30	
SS-6	RSJ0645-04	Solid	10/07/09 10:35	10/08/09 11:30	
SS-7	RSJ0645-05	Solid	10/07/09 10:53	10/08/09 11:30	
SS-8	RSJ0645-06	Solid	10/07/09 11:00	10/08/09 11:30	
SS-9	RSJ0645-07	Solid	10/07/09 11:19	10/08/09 11:30	
TP-1 (0-3)	RSJ0493-05	Solid	10/06/09 11:15	10/07/09 10:55	
TP-2 (0-3)	RSJ0493-08	Solid	10/06/09 13:10	10/07/09 10:55	
TP-3 (0-1.5)	RSJ0493-09	Solid	10/06/09 14:45	10/07/09 10:55	
TP-4 (2.5-6)	RSJ0493-10	Solid	10/06/09 16:00	10/07/09 10:55	

Benchmark Environmental & Engineering Science
2558 Hamburg Turnpike, Suite 300
Lackawanna, NY 14218

SDG Number: RSJ0493

Project: Benchmark - Solsil site
Project Number: TURN-0002

Received: 10/07/09-10/08/09
Reported: 10/28/09 17:00

Analytical Report

Analyte	Sample Result	Data Qualifiers	RL	MDL	Units	Dil Fac	Date Analyzed	Lab Tech	Batch	Method
Client ID: BLIND DUP (RSJ0645-08 - Solid)						**Sampled: 10/07/09 12:00**		**Recvd: 10/08/09 11:30**		
Polychlorinated Biphenyls by EPA Method 8082										
Aroclor 1016	ND	C7	18	3.6	ug/kg dry	1.00	10/14/09 17:17	JxM	9J12079	8082
Aroclor 1221	ND	C7	18	3.6	ug/kg dry	1.00	10/14/09 17:17	JxM	9J12079	8082
Aroclor 1232	ND	C7	18	3.6	ug/kg dry	1.00	10/14/09 17:17	JxM	9J12079	8082
Aroclor 1242	ND	C7	18	4.0	ug/kg dry	1.00	10/14/09 17:17	JxM	9J12079	8082
Aroclor 1248	ND	C7	18	3.6	ug/kg dry	1.00	10/14/09 17:17	JxM	9J12079	8082
Aroclor 1254	ND	C7	18	3.9	ug/kg dry	1.00	10/14/09 17:17	JxM	9J12079	8082
Aroclor 1260	ND	C7	18	3.9	ug/kg dry	1.00	10/14/09 17:17	JxM	9J12079	8082
Decachlorobiphenyl	*92 %*	*C7*	*Surr Limits: (34-148%)*				*10/14/09 17:17*	*JxM*	*9J12079*	*8082*
Tetrachloro-m-xylene	*101 %*	*C7*	*Surr Limits: (35-134%)*				*10/14/09 17:17*	*JxM*	*9J12079*	*8082*
Total Metals by SW 846 Series Methods										
Aluminum	**11800**		11.1	NR	mg/kg dry	1.00	10/13/09 05:35	LMH	9J12021	6010B
Antimony	ND		16.7	NR	mg/kg dry	1.00	10/13/09 05:35	LMH	9J12021	6010B
Arsenic	**3.0**		2.2	NR	mg/kg dry	1.00	10/13/09 05:35	LMH	9J12021	6010B
Barium	**59.6**		0.556	NR	mg/kg dry	1.00	10/13/09 05:35	LMH	9J12021	6010B
Beryllium	**0.422**		0.223	NR	mg/kg dry	1.00	10/13/09 05:35	LMH	9J12021	6010B
Cadmium	**0.225**		0.223	NR	mg/kg dry	1.00	10/13/09 05:35	LMH	9J12021	6010B
Calcium	**29600**		55.6	NR	mg/kg dry	1.00	10/13/09 05:35	LMH	9J12021	6010B
Chromium	**232**		0.556	NR	mg/kg dry	1.00	10/13/09 11:57	LMH	9J12021	6010B
Cobalt	**7.16**		0.556	NR	mg/kg dry	1.00	10/13/09 05:35	LMH	9J12021	6010B
Copper	**18.0**		1.1	NR	mg/kg dry	1.00	10/13/09 05:35	LMH	9J12021	6010B
Iron	**4200**		11.1	NR	mg/kg dry	1.00	10/13/09 05:35	LMH	9J12021	6010B
Lead	**26.4**		1.1	NR	mg/kg dry	1.00	10/13/09 05:35	LMH	9J12021	6010B
Magnesium	**29300**		22.3	NR	mg/kg dry	1.00	10/13/09 05:35	LMH	9J12021	6010B
Manganese	**1570**		0.2	NR	mg/kg dry	1.00	10/13/09 05:35	LMH	9J12021	6010B
Nickel	**132**		5.56	NR	mg/kg dry	1.00	10/13/09 05:35	LMH	9J12021	6010B
Potassium	**459**		33.4	NR	mg/kg dry	1.00	10/13/09 05:35	LMH	9J12021	6010B
Selenium	ND		4.5	NR	mg/kg dry	1.00	10/13/09 05:35	LMH	9J12021	6010B
Silver	ND		0.556	NR	mg/kg dry	1.00	10/13/09 05:35	LMH	9J12021	6010B
Sodium	ND		156	NR	mg/kg dry	1.00	10/13/09 05:35	LMH	9J12021	6010B
Thallium	ND		6.7	NR	mg/kg dry	1.00	10/13/09 05:35	LMH	9J12021	6010B
Vanadium	**17.0**		0.556	NR	mg/kg dry	1.00	10/13/09 05:35	LMH	9J12021	6010B
Zinc	**81.6**		2.2	NR	mg/kg dry	1.00	10/13/09 05:35	LMH	9J12021	6010B
Mercury	ND		0.0228	NR	mg/kg dry	1.00	10/13/09 15:33	MXM	9J13025	7471A
General Chemistry Parameters										
Percent Solids	**91**		0.010	NR	%	1.00	10/12/09 16:10	JR	9J12049	Dry Weight

Benchmark Environmental & Engineering Science
2558 Hamburg Turnpike, Suite 300
Lackawanna, NY 14218

SDG Number: RSJ0493

Project: Benchmark - Solsil site
Project Number: TURN-0002

Received: 10/07/09-10/08/09
Reported: 10/28/09 17:00

Analytical Report

Client ID: BLIND DUP (RSJ0645-08RE1 - Solid) — **Sampled: 10/07/09 12:00** — **Recvd: 10/08/09 11:30**

Semivolatile Organics by GC/MS

Analyte	Sample Result	Data Qualifiers	RL	MDL	Units	Dil Fac	Date Analyzed	Lab Tech	Batch	Method
2,4,5-Trichlorophenol	ND	D10	3700	810	ug/kg dry	20.0	10/22/09 15:59	MKP	9J21042	8270C
2,4,6-Trichlorophenol	ND	D10	3700	240	ug/kg dry	20.0	10/22/09 15:59	MKP	9J21042	8270C
2,4-Dichlorophenol	ND	D10	3700	190	ug/kg dry	20.0	10/22/09 15:59	MKP	9J21042	8270C
2,4-Dimethylphenol	ND	D10	3700	1000	ug/kg dry	20.0	10/22/09 15:59	MKP	9J21042	8270C
2,4-Dinitrophenol	ND	D10	7200	1300	ug/kg dry	20.0	10/22/09 15:59	MKP	9J21042	8270C
2,4-Dinitrotoluene	ND	D10	3700	570	ug/kg dry	20.0	10/22/09 15:59	MKP	9J21042	8270C
2,6-Dinitrotoluene	ND	D10	3700	900	ug/kg dry	20.0	10/22/09 15:59	MKP	9J21042	8270C
2-Chloronaphthalene	ND	D10	3700	250	ug/kg dry	20.0	10/22/09 15:59	MKP	9J21042	8270C
2-Chlorophenol	ND	D10	3700	190	ug/kg dry	20.0	10/22/09 15:59	MKP	9J21042	8270C
2-Methylnaphthalene	ND	D10	3700	45	ug/kg dry	20.0	10/22/09 15:59	MKP	9J21042	8270C
2-Methylphenol	ND	D10	3700	110	ug/kg dry	20.0	10/22/09 15:59	MKP	9J21042	8270C
2-Nitroaniline	ND	D10	7200	1200	ug/kg dry	20.0	10/22/09 15:59	MKP	9J21042	8270C
2-Nitrophenol	ND	D10	3700	170	ug/kg dry	20.0	10/22/09 15:59	MKP	9J21042	8270C
3,3'-Dichlorobenzidine	ND	D10	3700	3200	ug/kg dry	20.0	10/22/09 15:59	MKP	9J21042	8270C
3-Nitroaniline	ND	D10	7200	850	ug/kg dry	20.0	10/22/09 15:59	MKP	9J21042	8270C
4,6-Dinitro-2-methylphenol	ND	D10	7200	1300	ug/kg dry	20.0	10/22/09 15:59	MKP	9J21042	8270C
4-Bromophenyl phenyl ether	ND	D10	3700	1200	ug/kg dry	20.0	10/22/09 15:59	MKP	9J21042	8270C
4-Chloro-3-methylphenol	ND	D10	3700	150	ug/kg dry	20.0	10/22/09 15:59	MKP	9J21042	8270C
4-Chloroaniline	ND	D10	3700	1100	ug/kg dry	20.0	10/22/09 15:59	MKP	9J21042	8270C
4-Chlorophenyl phenyl ether	ND	D10	3700	79	ug/kg dry	20.0	10/22/09 15:59	MKP	9J21042	8270C
4-Methylphenol	ND	D10	3700	210	ug/kg dry	20.0	10/22/09 15:59	MKP	9J21042	8270C
4-Nitroaniline	ND	D10	7200	410	ug/kg dry	20.0	10/22/09 15:59	MKP	9J21042	8270C
4-Nitrophenol	ND	D10	7200	900	ug/kg dry	20.0	10/22/09 15:59	MKP	9J21042	8270C
Acenaphthene	ND	D10	3700	43	ug/kg dry	20.0	10/22/09 15:59	MKP	9J21042	8270C
Acenaphthylene	ND	D10	3700	30	ug/kg dry	20.0	10/22/09 15:59	MKP	9J21042	8270C
Acetophenone	ND	D10	3700	190	ug/kg dry	20.0	10/22/09 15:59	MKP	9J21042	8270C
Anthracene	**180**	D10,J	3700	95	ug/kg dry	20.0	10/22/09 15:59	MKP	9J21042	8270C
Atrazine	ND	D10	3700	160	ug/kg dry	20.0	10/22/09 15:59	MKP	9J21042	8270C
Benzaldehyde	ND	D10	3700	410	ug/kg dry	20.0	10/22/09 15:59	MKP	9J21042	8270C
Benzo(a)anthracene	**930**	D10,J	3700	64	ug/kg dry	20.0	10/22/09 15:59	MKP	9J21042	8270C
Benzo(a)pyrene	**840**	D10,J	3700	89	ug/kg dry	20.0	10/22/09 15:59	MKP	9J21042	8270C
Benzo(b)fluoranthene	**880**	D10,J	3700	72	ug/kg dry	20.0	10/22/09 15:59	MKP	9J21042	8270C
Benzo(ghi)perylene	**650**	D10,J	3700	44	ug/kg dry	20.0	10/22/09 15:59	MKP	9J21042	8270C
Benzo(k)fluoranthene	**530**	D10,J	3700	41	ug/kg dry	20.0	10/22/09 15:59	MKP	9J21042	8270C
Biphenyl	ND	D10	3700	230	ug/kg dry	20.0	10/22/09 15:59	MKP	9J21042	8270C
Bis(2-chloroethoxy)methane	ND	D10	3700	200	ug/kg dry	20.0	10/22/09 15:59	MKP	9J21042	8270C
Bis(2-chloroethyl)ether	ND	D10	3700	320	ug/kg dry	20.0	10/22/09 15:59	MKP	9J21042	8270C
2,2'-Oxybis(1-Chloropropane)	ND	D10	3700	390	ug/kg dry	20.0	10/22/09 15:59	MKP	9J21042	8270C
Bis(2-ethylhexyl) phthalate	ND	D10	3700	1200	ug/kg dry	20.0	10/22/09 15:59	MKP	9J21042	8270C
Butyl benzyl phthalate	ND	D10	3700	990	ug/kg dry	20.0	10/22/09 15:59	MKP	9J21042	8270C
Caprolactam	ND	D10	3700	1600	ug/kg dry	20.0	10/22/09 15:59	MKP	9J21042	8270C
Carbazole	ND	D10	3700	43	ug/kg dry	20.0	10/22/09 15:59	MKP	9J21042	8270C
Chrysene	**770**	D10,J	3700	37	ug/kg dry	20.0	10/22/09 15:59	MKP	9J21042	8270C
Dibenzo(a,h)anthracene	ND	D10	3700	43	ug/kg dry	20.0	10/22/09 15:59	MKP	9J21042	8270C
Dibenzofuran	ND	D10	3700	38	ug/kg dry	20.0	10/22/09 15:59	MKP	9J21042	8270C

Benchmark Environmental & Engineering Science
2558 Hamburg Turnpike, Suite 300
Lackawanna, NY 14218

SDG Number: RSJ0493

Project: Benchmark - Solsil site
Project Number: TURN-0002

Received: 10/07/09-10/08/09
Reported: 10/28/09 17:00

Analytical Report

Client ID: BLIND DUP (RSJ0645-08RE1 - Solid) - cont. **Sampled: 10/07/09 12:00** **Recvd: 10/08/09 11:30**

Semivolatile Organics by GC/MS - cont.

Analyte	Sample Result	Data Qualifiers	RL	MDL	Units	Dil Fac	Date Analyzed	Lab Tech	Batch	Method
Diethyl phthalate	ND	D10	3700	110	ug/kg dry	20.0	10/22/09 15:59	MKP	9J21042	8270C
Dimethyl phthalate	ND	D10	3700	96	ug/kg dry	20.0	10/22/09 15:59	MKP	9J21042	8270C
Di-n-butyl phthalate	ND	D10	3700	1300	ug/kg dry	20.0	10/22/09 15:59	MKP	9J21042	8270C
Di-n-octyl phthalate	ND	D10	3700	86	ug/kg dry	20.0	10/22/09 15:59	MKP	9J21042	8270C
Fluoranthene	**1600**	D10,J	3700	54	ug/kg dry	20.0	10/22/09 15:59	MKP	9J21042	8270C
Fluorene	ND	D10	3700	85	ug/kg dry	20.0	10/22/09 15:59	MKP	9J21042	8270C
Hexachlorobenzene	ND	D10	3700	180	ug/kg dry	20.0	10/22/09 15:59	MKP	9J21042	8270C
Hexachlorobutadiene	ND	D10	3700	190	ug/kg dry	20.0	10/22/09 15:59	MKP	9J21042	8270C
Hexachlorocyclopentadiene	ND	D10	3700	1100	ug/kg dry	20.0	10/22/09 15:59	MKP	9J21042	8270C
Hexachloroethane	ND	D10	3700	290	ug/kg dry	20.0	10/22/09 15:59	MKP	9J21042	8270C
Indeno(1,2,3-cd)pyrene	**530**	D10,J	3700	100	ug/kg dry	20.0	10/22/09 15:59	MKP	9J21042	8270C
Isophorone	ND	D10	3700	180	ug/kg dry	20.0	10/22/09 15:59	MKP	9J21042	8270C
Naphthalene	ND	D10	3700	62	ug/kg dry	20.0	10/22/09 15:59	MKP	9J21042	8270C
Nitrobenzene	ND	D10	3700	160	ug/kg dry	20.0	10/22/09 15:59	MKP	9J21042	8270C
N-Nitrosodi-n-propylamine	ND	D10	3700	290	ug/kg dry	20.0	10/22/09 15:59	MKP	9J21042	8270C
N-Nitrosodiphenylamine	ND	D10,L	3700	200	ug/kg dry	20.0	10/22/09 15:59	MKP	9J21042	8270C
Pentachlorophenol	ND	D10	7200	1300	ug/kg dry	20.0	10/22/09 15:59	MKP	9J21042	8270C
Phenanthrene	**990**	D10,J	3700	78	ug/kg dry	20.0	10/22/09 15:59	MKP	9J21042	8270C
Phenol	ND	D10	3700	390	ug/kg dry	20.0	10/22/09 15:59	MKP	9J21042	8270C
Pyrene	**1300**	D10,J	3700	24	ug/kg dry	20.0	10/22/09 15:59	MKP	9J21042	8270C
2,4,6-Tribromophenol	*66 %*	*D10*	*Surr Limits: (39-146%)*				*10/22/09 15:59*	*MKP*	*9J21042*	*8270C*
2-Fluorobiphenyl	*101 %*	*D10*	*Surr Limits: (37-120%)*				*10/22/09 15:59*	*MKP*	*9J21042*	*8270C*
2-Fluorophenol	*74 %*	*D10*	*Surr Limits: (18-120%)*				*10/22/09 15:59*	*MKP*	*9J21042*	*8270C*
Nitrobenzene-d5	*86 %*	*D10*	*Surr Limits: (34-132%)*				*10/22/09 15:59*	*MKP*	*9J21042*	*8270C*
Phenol-d5	*79 %*	*D10*	*Surr Limits: (11-120%)*				*10/22/09 15:59*	*MKP*	*9J21042*	*8270C*
p-Terphenyl-d14	*89 %*	*D10*	*Surr Limits: (58-147%)*				*10/22/09 15:59*	*MKP*	*9J21042*	*8270C*

Benchmark Environmental & Engineering Science
2558 Hamburg Turnpike, Suite 300
Lackawanna, NY 14218

SDG Number: RSJ0493

Project: Benchmark - Solsil site
Project Number: TURN-0002

Received: 10/07/09-10/08/09
Reported: 10/28/09 17:00

Analytical Report

Analyte	Sample Result	Data Qualifiers	RL	MDL	Units	Dil Fac	Date Analyzed	Lab Tech	Batch	Method
Client ID: SS-10 (RSJ0645-09 - Solid)						**Sampled: 10/07/09 11:25**		**Recvd: 10/08/09 11:30**		
Polychlorinated Biphenyls by EPA Method 8082										
Aroclor 1016	ND	C7	19	3.8	ug/kg dry	1.00	10/14/09 18:01	JxM	9J12079	8082
Aroclor 1221	ND	C7	19	3.8	ug/kg dry	1.00	10/14/09 18:01	JxM	9J12079	8082
Aroclor 1232	ND	C7	19	3.8	ug/kg dry	1.00	10/14/09 18:01	JxM	9J12079	8082
Aroclor 1242	ND	C7	19	4.2	ug/kg dry	1.00	10/14/09 18:01	JxM	9J12079	8082
Aroclor 1248	ND	C7	19	3.8	ug/kg dry	1.00	10/14/09 18:01	JxM	9J12079	8082
Aroclor 1254	**11**	C7,J	19	4.1	ug/kg dry	1.00	10/14/09 18:01	JxM	9J12079	8082
Aroclor 1260	ND	C7	19	4.1	ug/kg dry	1.00	10/14/09 18:01	JxM	9J12079	8082
Decachlorobiphenyl	*87 %*	*C7*	*Surr Limits: (34-148%)*				*10/14/09 18:01*	*JxM*	*9J12079*	*8082*
Tetrachloro-m-xylene	*79 %*	*C7*	*Surr Limits: (35-134%)*				*10/14/09 18:01*	*JxM*	*9J12079*	*8082*
Total Metals by SW 846 Series Methods										
Aluminum	**2340**		12.4	NR	mg/kg dry	1.00	10/13/09 05:40	LMH	9J12021	6010B
Antimony	ND		18.6	NR	mg/kg dry	1.00	10/13/09 05:40	LMH	9J12021	6010B
Arsenic	**5.2**		2.5	NR	mg/kg dry	1.00	10/13/09 05:40	LMH	9J12021	6010B
Barium	**58.6**		0.619	NR	mg/kg dry	1.00	10/13/09 05:40	LMH	9J12021	6010B
Beryllium	**0.342**		0.247	NR	mg/kg dry	1.00	10/13/09 05:40	LMH	9J12021	6010B
Cadmium	**0.765**		0.247	NR	mg/kg dry	1.00	10/13/09 05:40	LMH	9J12021	6010B
Calcium	**59600**		61.9	NR	mg/kg dry	1.00	10/13/09 05:40	LMH	9J12021	6010B
Chromium	**50.8**		0.619	NR	mg/kg dry	1.00	10/13/09 12:02	LMH	9J12021	6010B
Cobalt	**4.60**		0.619	NR	mg/kg dry	1.00	10/13/09 05:40	LMH	9J12021	6010B
Copper	**42.9**		1.2	NR	mg/kg dry	1.00	10/13/09 05:40	LMH	9J12021	6010B
Iron	**14000**		12.4	NR	mg/kg dry	1.00	10/13/09 05:40	LMH	9J12021	6010B
Lead	**42.5**		1.2	NR	mg/kg dry	1.00	10/13/09 05:40	LMH	9J12021	6010B
Magnesium	**32600**		24.7	NR	mg/kg dry	1.00	10/13/09 05:40	LMH	9J12021	6010B
Manganese	**1820**		0.2	NR	mg/kg dry	1.00	10/13/09 05:40	LMH	9J12021	6010B
Nickel	**35.2**		6.19	NR	mg/kg dry	1.00	10/13/09 05:40	LMH	9J12021	6010B
Potassium	**298**		37.1	NR	mg/kg dry	1.00	10/13/09 05:40	LMH	9J12021	6010B
Selenium	ND		4.9	NR	mg/kg dry	1.00	10/13/09 05:40	LMH	9J12021	6010B
Silver	ND		0.619	NR	mg/kg dry	1.00	10/13/09 05:40	LMH	9J12021	6010B
Sodium	ND		173	NR	mg/kg dry	1.00	10/13/09 05:40	LMH	9J12021	6010B
Thallium	ND		7.4	NR	mg/kg dry	1.00	10/13/09 05:40	LMH	9J12021	6010B
Vanadium	**6.85**		0.619	NR	mg/kg dry	1.00	10/13/09 05:40	LMH	9J12021	6010B
Zinc	**225**		2.5	NR	mg/kg dry	1.00	10/13/09 05:40	LMH	9J12021	6010B
Mercury	ND		0.0222	NR	mg/kg dry	1.00	10/13/09 15:34	MXM	9J13025	7471A
General Chemistry Parameters										
Percent Solids	**85**		0.010	NR	%	1.00	10/12/09 16:12	JR	9J12049	Dry Weight

Benchmark Environmental & Engineering Science
2558 Hamburg Turnpike, Suite 300
Lackawanna, NY 14218

SDG Number: RSJ0493

Project: Benchmark - Solsil site
Project Number: TURN-0002

Received: 10/07/09-10/08/09
Reported: 10/28/09 17:00

Analytical Report

Client ID: SS-10 (RSJ0645-09RE1 - Solid) **Sampled: 10/07/09 11:25** **Recvd: 10/08/09 11:30**

Semivolatile Organics by GC/MS

Analyte	Sample Result	Data Qualifiers	RL	MDL	Units	Dil Fac	Date Analyzed	Lab Tech	Batch	Method
2,4,5-Trichlorophenol	ND	D12	9900	2200	ug/kg dry	50.0	10/22/09 16:23	MKP	9J21042	8270C
2,4,6-Trichlorophenol	ND	D12	9900	650	ug/kg dry	50.0	10/22/09 16:23	MKP	9J21042	8270C
2,4-Dichlorophenol	ND	D12	9900	520	ug/kg dry	50.0	10/22/09 16:23	MKP	9J21042	8270C
2,4-Dimethylphenol	ND	D12	9900	2700	ug/kg dry	50.0	10/22/09 16:23	MKP	9J21042	8270C
2,4-Dinitrophenol	ND	D12	19000	3400	ug/kg dry	50.0	10/22/09 16:23	MKP	9J21042	8270C
2,4-Dinitrotoluene	ND	D12	9900	1500	ug/kg dry	50.0	10/22/09 16:23	MKP	9J21042	8270C
2,6-Dinitrotoluene	ND	D12	9900	2400	ug/kg dry	50.0	10/22/09 16:23	MKP	9J21042	8270C
2-Chloronaphthalene	ND	D12	9900	660	ug/kg dry	50.0	10/22/09 16:23	MKP	9J21042	8270C
2-Chlorophenol	ND	D12	9900	500	ug/kg dry	50.0	10/22/09 16:23	MKP	9J21042	8270C
2-Methylnaphthalene	**1600**	D12,J	9900	120	ug/kg dry	50.0	10/22/09 16:23	MKP	9J21042	8270C
2-Methylphenol	ND	D12	9900	300	ug/kg dry	50.0	10/22/09 16:23	MKP	9J21042	8270C
2-Nitroaniline	ND	D12	19000	3200	ug/kg dry	50.0	10/22/09 16:23	MKP	9J21042	8270C
2-Nitrophenol	ND	D12	9900	450	ug/kg dry	50.0	10/22/09 16:23	MKP	9J21042	8270C
3,3'-Dichlorobenzidine	ND	D12	9900	8600	ug/kg dry	50.0	10/22/09 16:23	MKP	9J21042	8270C
3-Nitroaniline	ND	D12	19000	2300	ug/kg dry	50.0	10/22/09 16:23	MKP	9J21042	8270C
4,6-Dinitro-2-methylphenol	ND	D12	19000	3400	ug/kg dry	50.0	10/22/09 16:23	MKP	9J21042	8270C
4-Bromophenyl phenyl ether	ND	D12	9900	3100	ug/kg dry	50.0	10/22/09 16:23	MKP	9J21042	8270C
4-Chloro-3-methylphenol	ND	D12	9900	410	ug/kg dry	50.0	10/22/09 16:23	MKP	9J21042	8270C
4-Chloroaniline	ND	D12	9900	2900	ug/kg dry	50.0	10/22/09 16:23	MKP	9J21042	8270C
4-Chlorophenyl phenyl ether	ND	D12	9900	210	ug/kg dry	50.0	10/22/09 16:23	MKP	9J21042	8270C
4-Methylphenol	ND	D12	9900	550	ug/kg dry	50.0	10/22/09 16:23	MKP	9J21042	8270C
4-Nitroaniline	ND	D12	19000	1100	ug/kg dry	50.0	10/22/09 16:23	MKP	9J21042	8270C
4-Nitrophenol	ND	D12	19000	2400	ug/kg dry	50.0	10/22/09 16:23	MKP	9J21042	8270C
Acenaphthene	ND	D12	9900	120	ug/kg dry	50.0	10/22/09 16:23	MKP	9J21042	8270C
Acenaphthylene	ND	D12	9900	81	ug/kg dry	50.0	10/22/09 16:23	MKP	9J21042	8270C
Acetophenone	ND	D12	9900	510	ug/kg dry	50.0	10/22/09 16:23	MKP	9J21042	8270C
Anthracene	ND	D12	9900	250	ug/kg dry	50.0	10/22/09 16:23	MKP	9J21042	8270C
Atrazine	ND	D12	9900	440	ug/kg dry	50.0	10/22/09 16:23	MKP	9J21042	8270C
Benzaldehyde	ND	D12	9900	1100	ug/kg dry	50.0	10/22/09 16:23	MKP	9J21042	8270C
Benzo(a)anthracene	**1400**	D12,J	9900	170	ug/kg dry	50.0	10/22/09 16:23	MKP	9J21042	8270C
Benzo(a)pyrene	**950**	D12,J	9900	240	ug/kg dry	50.0	10/22/09 16:23	MKP	9J21042	8270C
Benzo(b)fluoranthene	**1800**	D12,J	9900	190	ug/kg dry	50.0	10/22/09 16:23	MKP	9J21042	8270C
Benzo(ghi)perylene	ND	D12	9900	120	ug/kg dry	50.0	10/22/09 16:23	MKP	9J21042	8270C
Benzo(k)fluoranthene	**680**	D12,J	9900	110	ug/kg dry	50.0	10/22/09 16:23	MKP	9J21042	8270C
Biphenyl	ND	D12	9900	610	ug/kg dry	50.0	10/22/09 16:23	MKP	9J21042	8270C
Bis(2-chloroethoxy)methane	ND	D12	9900	540	ug/kg dry	50.0	10/22/09 16:23	MKP	9J21042	8270C
Bis(2-chloroethyl)ether	ND	D12	9900	850	ug/kg dry	50.0	10/22/09 16:23	MKP	9J21042	8270C
2,2'-Oxybis(1-Chloropropane)	ND	D12	9900	1000	ug/kg dry	50.0	10/22/09 16:23	MKP	9J21042	8270C
Bis(2-ethylhexyl) phthalate	ND	D12	9900	3200	ug/kg dry	50.0	10/22/09 16:23	MKP	9J21042	8270C
Butyl benzyl phthalate	ND	D12	9900	2600	ug/kg dry	50.0	10/22/09 16:23	MKP	9J21042	8270C
Caprolactam	ND	D12	9900	4300	ug/kg dry	50.0	10/22/09 16:23	MKP	9J21042	8270C
Carbazole	ND	D12	9900	110	ug/kg dry	50.0	10/22/09 16:23	MKP	9J21042	8270C
Chrysene	**1300**	D12,J	9900	99	ug/kg dry	50.0	10/22/09 16:23	MKP	9J21042	8270C
Dibenzo(a,h)anthracene	ND	D12	9900	120	ug/kg dry	50.0	10/22/09 16:23	MKP	9J21042	8270C
Dibenzofuran	ND	D12	9900	100	ug/kg dry	50.0	10/22/09 16:23	MKP	9J21042	8270C

Benchmark Environmental & Engineering Science
2558 Hamburg Turnpike, Suite 300
Lackawanna, NY 14218

SDG Number: RSJ0493

Project: Benchmark - Solsil site
Project Number: TURN-0002

Received: 10/07/09-10/08/09
Reported: 10/28/09 17:00

Analytical Report

Client ID: SS-10 (RSJ0645-09RE1 - Solid) - cont. **Sampled: 10/07/09 11:25** **Recvd: 10/08/09 11:30**

Semivolatile Organics by GC/MS - cont.

Analyte	Sample Result	Data Qualifiers	RL	MDL	Units	Dil Fac	Date Analyzed	Lab Tech	Batch	Method
Diethyl phthalate	ND	D12	9900	300	ug/kg dry	50.0	10/22/09 16:23	MKP	9J21042	8270C
Dimethyl phthalate	ND	D12	9900	260	ug/kg dry	50.0	10/22/09 16:23	MKP	9J21042	8270C
Di-n-butyl phthalate	ND	D12	9900	3400	ug/kg dry	50.0	10/22/09 16:23	MKP	9J21042	8270C
Di-n-octyl phthalate	ND	D12	9900	230	ug/kg dry	50.0	10/22/09 16:23	MKP	9J21042	8270C
Fluoranthene	**2100**	D12,J	9900	140	ug/kg dry	50.0	10/22/09 16:23	MKP	9J21042	8270C
Fluorene	ND	D12	9900	230	ug/kg dry	50.0	10/22/09 16:23	MKP	9J21042	8270C
Hexachlorobenzene	ND	D12	9900	490	ug/kg dry	50.0	10/22/09 16:23	MKP	9J21042	8270C
Hexachlorobutadiene	ND	D12	9900	500	ug/kg dry	50.0	10/22/09 16:23	MKP	9J21042	8270C
Hexachlorocyclopentadiene	ND	D12	9900	3000	ug/kg dry	50.0	10/22/09 16:23	MKP	9J21042	8270C
Hexachloroethane	ND	D12	9900	760	ug/kg dry	50.0	10/22/09 16:23	MKP	9J21042	8270C
Indeno(1,2,3-cd)pyrene	**760**	D12,J	9900	270	ug/kg dry	50.0	10/22/09 16:23	MKP	9J21042	8270C
Isophorone	ND	D12	9900	490	ug/kg dry	50.0	10/22/09 16:23	MKP	9J21042	8270C
Naphthalene	ND	D12	9900	160	ug/kg dry	50.0	10/22/09 16:23	MKP	9J21042	8270C
Nitrobenzene	ND	D12	9900	440	ug/kg dry	50.0	10/22/09 16:23	MKP	9J21042	8270C
N-Nitrosodi-n-propylamine	ND	D12	9900	780	ug/kg dry	50.0	10/22/09 16:23	MKP	9J21042	8270C
N-Nitrosodiphenylamine	ND	D12,L	9900	540	ug/kg dry	50.0	10/22/09 16:23	MKP	9J21042	8270C
Pentachlorophenol	ND	D12	19000	3400	ug/kg dry	50.0	10/22/09 16:23	MKP	9J21042	8270C
Phenanthrene	**1200**	D12,J	9900	210	ug/kg dry	50.0	10/22/09 16:23	MKP	9J21042	8270C
Phenol	ND	D12	9900	1000	ug/kg dry	50.0	10/22/09 16:23	MKP	9J21042	8270C
Pyrene	**1600**	D12,J	9900	64	ug/kg dry	50.0	10/22/09 16:23	MKP	9J21042	8270C
2,4,6-Tribromophenol	*66 %*	*D12*	*Surr Limits: (39-146%)*				*10/22/09 16:23*	*MKP*	*9J21042*	*8270C*
2-Fluorobiphenyl	*99 %*	*D12*	*Surr Limits: (37-120%)*				*10/22/09 16:23*	*MKP*	*9J21042*	*8270C*
2-Fluorophenol	*63 %*	*D12*	*Surr Limits: (18-120%)*				*10/22/09 16:23*	*MKP*	*9J21042*	*8270C*
Nitrobenzene-d5	*86 %*	*D12*	*Surr Limits: (34-132%)*				*10/22/09 16:23*	*MKP*	*9J21042*	*8270C*
Phenol-d5	*72 %*	*D12*	*Surr Limits: (11-120%)*				*10/22/09 16:23*	*MKP*	*9J21042*	*8270C*
p-Terphenyl-d14	*86 %*	*D12*	*Surr Limits: (58-147%)*				*10/22/09 16:23*	*MKP*	*9J21042*	*8270C*

Benchmark Environmental & Engineering Science
2558 Hamburg Turnpike, Suite 300
Lackawanna, NY 14218

SDG Number: RSJ0493

Project: Benchmark - Solsil site
Project Number: TURN-0002

Received: 10/07/09-10/08/09
Reported: 10/28/09 17:00

Analytical Report

Analyte	Sample Result	Data Qualifiers	RL	MDL	Units	Dil Fac	Date Analyzed	Lab Tech	Batch	Method
Client ID: SS-11 (RSJ0645-10 - Solid)						**Sampled: 10/07/09 11:34**		**Recvd: 10/08/09 11:30**		
Polychlorinated Biphenyls by EPA Method 8082										
Aroclor 1016	ND	C7	19	3.6	ug/kg dry	1.00	10/14/09 18:16	JxM	9J12079	8082
Aroclor 1221	ND	C7	19	3.6	ug/kg dry	1.00	10/14/09 18:16	JxM	9J12079	8082
Aroclor 1232	ND	C7	19	3.6	ug/kg dry	1.00	10/14/09 18:16	JxM	9J12079	8082
Aroclor 1242	ND	C7	19	4.1	ug/kg dry	1.00	10/14/09 18:16	JxM	9J12079	8082
Aroclor 1248	ND	C7	19	3.7	ug/kg dry	1.00	10/14/09 18:16	JxM	9J12079	8082
Aroclor 1254	**26**	C7	19	3.9	ug/kg dry	1.00	10/14/09 18:16	JxM	9J12079	8082
Aroclor 1260	ND	C7	19	3.9	ug/kg dry	1.00	10/14/09 18:16	JxM	9J12079	8082
Decachlorobiphenyl	*82 %*	*C7*	*Surr Limits: (34-148%)*				*10/14/09 18:16*	*JxM*	*9J12079*	*8082*
Tetrachloro-m-xylene	*77 %*	*C7*	*Surr Limits: (35-134%)*				*10/14/09 18:16*	*JxM*	*9J12079*	*8082*
Total Metals by SW 846 Series Methods										
Aluminum	**1020**		12.0	NR	mg/kg dry	1.00	10/13/09 05:45	LMH	9J12021	6010B
Antimony	ND		18.0	NR	mg/kg dry	1.00	10/13/09 05:45	LMH	9J12021	6010B
Arsenic	**6.6**		2.4	NR	mg/kg dry	1.00	10/13/09 05:45	LMH	9J12021	6010B
Barium	**35.2**		0.601	NR	mg/kg dry	1.00	10/13/09 05:45	LMH	9J12021	6010B
Beryllium	**0.420**		0.240	NR	mg/kg dry	1.00	10/13/09 05:45	LMH	9J12021	6010B
Cadmium	**0.482**		0.240	NR	mg/kg dry	1.00	10/13/09 05:45	LMH	9J12021	6010B
Calcium	**45300**		60.1	NR	mg/kg dry	1.00	10/13/09 05:45	LMH	9J12021	6010B
Chromium	**66.6**		0.601	NR	mg/kg dry	1.00	10/13/09 12:07	LMH	9J12021	6010B
Cobalt	**5.66**		0.601	NR	mg/kg dry	1.00	10/13/09 05:45	LMH	9J12021	6010B
Copper	**62.6**		1.2	NR	mg/kg dry	1.00	10/13/09 05:45	LMH	9J12021	6010B
Iron	**22000**		12.0	NR	mg/kg dry	1.00	10/13/09 05:45	LMH	9J12021	6010B
Lead	**28.7**		1.2	NR	mg/kg dry	1.00	10/13/09 05:45	LMH	9J12021	6010B
Magnesium	**23300**		24.0	NR	mg/kg dry	1.00	10/13/09 05:45	LMH	9J12021	6010B
Manganese	**2870**	D08	1.2	NR	mg/kg dry	5.00	10/13/09 13:24	LMH	9J12021	6010B
Nickel	**52.5**		6.01	NR	mg/kg dry	1.00	10/13/09 05:45	LMH	9J12021	6010B
Potassium	**239**		36.1	NR	mg/kg dry	1.00	10/13/09 05:45	LMH	9J12021	6010B
Selenium	ND		4.8	NR	mg/kg dry	1.00	10/13/09 05:45	LMH	9J12021	6010B
Silver	ND		0.601	NR	mg/kg dry	1.00	10/13/09 05:45	LMH	9J12021	6010B
Sodium	ND		168	NR	mg/kg dry	1.00	10/13/09 05:45	LMH	9J12021	6010B
Thallium	ND	D02	36.1	NR	mg/kg dry	5.00	10/13/09 13:24	LMH	9J12021	6010B
Vanadium	**6.03**		0.601	NR	mg/kg dry	1.00	10/13/09 05:45	LMH	9J12021	6010B
Zinc	**278**		2.4	NR	mg/kg dry	1.00	10/13/09 05:45	LMH	9J12021	6010B
Mercury	ND		0.0233	NR	mg/kg dry	1.00	10/13/09 15:39	MXM	9J13025	7471A
General Chemistry Parameters										
Percent Solids	**86**		0.010	NR	%	1.00	10/12/09 16:14	JR	9J12049	Dry Weight

Benchmark Environmental & Engineering Science
2558 Hamburg Turnpike, Suite 300
Lackawanna, NY 14218

SDG Number: RSJ0493

Project: Benchmark - Solsil site
Project Number: TURN-0002

Received: 10/07/09-10/08/09
Reported: 10/28/09 17:00

Analytical Report

Client ID: SS-11 (RSJ0645-10RE1 - Solid) **Sampled: 10/07/09 11:34** **Recvd: 10/08/09 11:30**

Semivolatile Organics by GC/MS

Analyte	Sample Result	Data Qualifiers	RL	MDL	Units	Dil Fac	Date Analyzed	Lab Tech	Batch	Method
2,4,5-Trichlorophenol	ND	D12	9700	2100	ug/kg dry	50.0	10/22/09 16:48	MKP	9J21042	8270C
2,4,6-Trichlorophenol	ND	D12	9700	630	ug/kg dry	50.0	10/22/09 16:48	MKP	9J21042	8270C
2,4-Dichlorophenol	ND	D12	9700	500	ug/kg dry	50.0	10/22/09 16:48	MKP	9J21042	8270C
2,4-Dimethylphenol	ND	D12	9700	2600	ug/kg dry	50.0	10/22/09 16:48	MKP	9J21042	8270C
2,4-Dinitrophenol	ND	D12	19000	3400	ug/kg dry	50.0	10/22/09 16:48	MKP	9J21042	8270C
2,4-Dinitrotoluene	ND	D12	9700	1500	ug/kg dry	50.0	10/22/09 16:48	MKP	9J21042	8270C
2,6-Dinitrotoluene	ND	D12	9700	2300	ug/kg dry	50.0	10/22/09 16:48	MKP	9J21042	8270C
2-Chloronaphthalene	ND	D12	9700	640	ug/kg dry	50.0	10/22/09 16:48	MKP	9J21042	8270C
2-Chlorophenol	ND	D12	9700	490	ug/kg dry	50.0	10/22/09 16:48	MKP	9J21042	8270C
2-Methylnaphthalene	**1200**	D12,J	9700	120	ug/kg dry	50.0	10/22/09 16:48	MKP	9J21042	8270C
2-Methylphenol	ND	D12	9700	290	ug/kg dry	50.0	10/22/09 16:48	MKP	9J21042	8270C
2-Nitroaniline	ND	D12	19000	3100	ug/kg dry	50.0	10/22/09 16:48	MKP	9J21042	8270C
2-Nitrophenol	ND	D12	9700	440	ug/kg dry	50.0	10/22/09 16:48	MKP	9J21042	8270C
3,3'-Dichlorobenzidine	ND	D12	9700	8400	ug/kg dry	50.0	10/22/09 16:48	MKP	9J21042	8270C
3-Nitroaniline	ND	D12	19000	2200	ug/kg dry	50.0	10/22/09 16:48	MKP	9J21042	8270C
4,6-Dinitro-2-methylphenol	ND	D12	19000	3300	ug/kg dry	50.0	10/22/09 16:48	MKP	9J21042	8270C
4-Bromophenyl phenyl ether	ND	D12	9700	3100	ug/kg dry	50.0	10/22/09 16:48	MKP	9J21042	8270C
4-Chloro-3-methylphenol	ND	D12	9700	390	ug/kg dry	50.0	10/22/09 16:48	MKP	9J21042	8270C
4-Chloroaniline	ND	D12	9700	2800	ug/kg dry	50.0	10/22/09 16:48	MKP	9J21042	8270C
4-Chlorophenyl phenyl ether	ND	D12	9700	200	ug/kg dry	50.0	10/22/09 16:48	MKP	9J21042	8270C
4-Methylphenol	ND	D12	9700	530	ug/kg dry	50.0	10/22/09 16:48	MKP	9J21042	8270C
4-Nitroaniline	ND	D12	19000	1100	ug/kg dry	50.0	10/22/09 16:48	MKP	9J21042	8270C
4-Nitrophenol	ND	D12	19000	2300	ug/kg dry	50.0	10/22/09 16:48	MKP	9J21042	8270C
Acenaphthene	ND	D12	9700	110	ug/kg dry	50.0	10/22/09 16:48	MKP	9J21042	8270C
Acenaphthylene	ND	D12	9700	78	ug/kg dry	50.0	10/22/09 16:48	MKP	9J21042	8270C
Acetophenone	ND	D12	9700	490	ug/kg dry	50.0	10/22/09 16:48	MKP	9J21042	8270C
Anthracene	ND	D12	9700	250	ug/kg dry	50.0	10/22/09 16:48	MKP	9J21042	8270C
Atrazine	ND	D12	9700	430	ug/kg dry	50.0	10/22/09 16:48	MKP	9J21042	8270C
Benzaldehyde	ND	D12	9700	1100	ug/kg dry	50.0	10/22/09 16:48	MKP	9J21042	8270C
Benzo(a)anthracene	**780**	D12,J	9700	170	ug/kg dry	50.0	10/22/09 16:48	MKP	9J21042	8270C
Benzo(a)pyrene	ND	D12	9700	230	ug/kg dry	50.0	10/22/09 16:48	MKP	9J21042	8270C
Benzo(b)fluoranthene	**980**	D12,J	9700	190	ug/kg dry	50.0	10/22/09 16:48	MKP	9J21042	8270C
Benzo(ghi)perylene	ND	D12	9700	120	ug/kg dry	50.0	10/22/09 16:48	MKP	9J21042	8270C
Benzo(k)fluoranthene	ND	D12	9700	110	ug/kg dry	50.0	10/22/09 16:48	MKP	9J21042	8270C
Biphenyl	ND	D12	9700	600	ug/kg dry	50.0	10/22/09 16:48	MKP	9J21042	8270C
Bis(2-chloroethoxy)methane	ND	D12	9700	520	ug/kg dry	50.0	10/22/09 16:48	MKP	9J21042	8270C
Bis(2-chloroethyl)ether	ND	D12	9700	830	ug/kg dry	50.0	10/22/09 16:48	MKP	9J21042	8270C
2,2'-Oxybis(1-Chloropropane)	ND	D12	9700	1000	ug/kg dry	50.0	10/22/09 16:48	MKP	9J21042	8270C
Bis(2-ethylhexyl) phthalate	ND	D12	9700	3100	ug/kg dry	50.0	10/22/09 16:48	MKP	9J21042	8270C
Butyl benzyl phthalate	ND	D12	9700	2600	ug/kg dry	50.0	10/22/09 16:48	MKP	9J21042	8270C
Caprolactam	ND	D12	9700	4100	ug/kg dry	50.0	10/22/09 16:48	MKP	9J21042	8270C
Carbazole	ND	D12	9700	110	ug/kg dry	50.0	10/22/09 16:48	MKP	9J21042	8270C
Chrysene	**680**	D12,J	9700	96	ug/kg dry	50.0	10/22/09 16:48	MKP	9J21042	8270C
Dibenzo(a,h)anthracene	ND	D12	9700	110	ug/kg dry	50.0	10/22/09 16:48	MKP	9J21042	8270C
Dibenzofuran	ND	D12	9700	100	ug/kg dry	50.0	10/22/09 16:48	MKP	9J21042	8270C

Benchmark Environmental & Engineering Science
2558 Hamburg Turnpike, Suite 300
Lackawanna, NY 14218

SDG Number: RSJ0493

Project: Benchmark - Solsil site
Project Number: TURN-0002

Received: 10/07/09-10/08/09
Reported: 10/28/09 17:00

Analytical Report

Analyte	Sample Result	Data Qualifiers	RL	MDL	Units	Dil Fac	Date Analyzed	Lab Tech	Batch	Method
Client ID: SS-11 (RSJ0645-10RE1 - Solid) - cont.						**Sampled: 10/07/09 11:34**		**Recvd: 10/08/09 11:30**		
Semivolatile Organics by GC/MS - cont.										
Diethyl phthalate	ND	D12	9700	290	ug/kg dry	50.0	10/22/09 16:48	MKP	9J21042	8270C
Dimethyl phthalate	ND	D12	9700	250	ug/kg dry	50.0	10/22/09 16:48	MKP	9J21042	8270C
Di-n-butyl phthalate	ND	D12	9700	3300	ug/kg dry	50.0	10/22/09 16:48	MKP	9J21042	8270C
Di-n-octyl phthalate	ND	D12	9700	220	ug/kg dry	50.0	10/22/09 16:48	MKP	9J21042	8270C
Fluoranthene	**1200**	D12,J	9700	140	ug/kg dry	50.0	10/22/09 16:48	MKP	9J21042	8270C
Fluorene	ND	D12	9700	220	ug/kg dry	50.0	10/22/09 16:48	MKP	9J21042	8270C
Hexachlorobenzene	ND	D12	9700	480	ug/kg dry	50.0	10/22/09 16:48	MKP	9J21042	8270C
Hexachlorobutadiene	ND	D12	9700	490	ug/kg dry	50.0	10/22/09 16:48	MKP	9J21042	8270C
Hexachlorocyclopentadiene	ND	D12	9700	2900	ug/kg dry	50.0	10/22/09 16:48	MKP	9J21042	8270C
Hexachloroethane	ND	D12	9700	740	ug/kg dry	50.0	10/22/09 16:48	MKP	9J21042	8270C
Indeno(1,2,3-cd)pyrene	ND	D12	9700	270	ug/kg dry	50.0	10/22/09 16:48	MKP	9J21042	8270C
Isophorone	ND	D12	9700	480	ug/kg dry	50.0	10/22/09 16:48	MKP	9J21042	8270C
Naphthalene	ND	D12	9700	160	ug/kg dry	50.0	10/22/09 16:48	MKP	9J21042	8270C
Nitrobenzene	ND	D12	9700	430	ug/kg dry	50.0	10/22/09 16:48	MKP	9J21042	8270C
N-Nitrosodi-n-propylamine	ND	D12	9700	760	ug/kg dry	50.0	10/22/09 16:48	MKP	9J21042	8270C
N-Nitrosodiphenylamine	ND	D12,L	9700	520	ug/kg dry	50.0	10/22/09 16:48	MKP	9J21042	8270C
Pentachlorophenol	ND	D12	19000	3300	ug/kg dry	50.0	10/22/09 16:48	MKP	9J21042	8270C
Phenanthrene	**830**	D12,J	9700	200	ug/kg dry	50.0	10/22/09 16:48	MKP	9J21042	8270C
Phenol	ND	D12	9700	1000	ug/kg dry	50.0	10/22/09 16:48	MKP	9J21042	8270C
Pyrene	**1100**	D12,J	9700	62	ug/kg dry	50.0	10/22/09 16:48	MKP	9J21042	8270C
2,4,6-Tribromophenol	*48 %*	*D12*	*Surr Limits: (39-146%)*				*10/22/09 16:48*	*MKP*	*9J21042*	*8270C*
2-Fluorobiphenyl	*94 %*	*D12*	*Surr Limits: (37-120%)*				*10/22/09 16:48*	*MKP*	*9J21042*	*8270C*
2-Fluorophenol	*66 %*	*D12*	*Surr Limits: (18-120%)*				*10/22/09 16:48*	*MKP*	*9J21042*	*8270C*
Nitrobenzene-d5	*85 %*	*D12*	*Surr Limits: (34-132%)*				*10/22/09 16:48*	*MKP*	*9J21042*	*8270C*
Phenol-d5	*77 %*	*D12*	*Surr Limits: (11-120%)*				*10/22/09 16:48*	*MKP*	*9J21042*	*8270C*
p-Terphenyl-d14	*78 %*	*D12*	*Surr Limits: (58-147%)*				*10/22/09 16:48*	*MKP*	*9J21042*	*8270C*

Benchmark Environmental & Engineering Science
2558 Hamburg Turnpike, Suite 300
Lackawanna, NY 14218

SDG Number: RSJ0493

Project: Benchmark - Solsil site
Project Number: TURN-0002

Received: 10/07/09-10/08/09
Reported: 10/28/09 17:00

Analytical Report

Analyte	Sample Result	Data Qualifiers	RL	MDL	Units	Dil Fac	Date Analyzed	Lab Tech	Batch	Method
Client ID: SS-12 (RSJ0645-11 - Solid)						**Sampled: 10/07/09 11:40**		**Recvd: 10/08/09 11:30**		
Polychlorinated Biphenyls by EPA Method 8082										
Aroclor 1016	ND	C7	20	3.9	ug/kg dry	1.00	10/14/09 18:30	JxM	9J12079	8082
Aroclor 1221	ND	C7	20	3.9	ug/kg dry	1.00	10/14/09 18:30	JxM	9J12079	8082
Aroclor 1232	ND	C7	20	3.9	ug/kg dry	1.00	10/14/09 18:30	JxM	9J12079	8082
Aroclor 1242	ND	C7	20	4.3	ug/kg dry	1.00	10/14/09 18:30	JxM	9J12079	8082
Aroclor 1248	ND	C7	20	3.9	ug/kg dry	1.00	10/14/09 18:30	JxM	9J12079	8082
Aroclor 1254	**11**	C7,J	20	4.2	ug/kg dry	1.00	10/14/09 18:30	JxM	9J12079	8082
Aroclor 1260	ND	C7	20	4.2	ug/kg dry	1.00	10/14/09 18:30	JxM	9J12079	8082
Decachlorobiphenyl	*86 %*	*C7*	*Surr Limits: (34-148%)*				*10/14/09 18:30*	*JxM*	*9J12079*	*8082*
Tetrachloro-m-xylene	*78 %*	*C7*	*Surr Limits: (35-134%)*				*10/14/09 18:30*	*JxM*	*9J12079*	*8082*
Total Metals by SW 846 Series Methods										
Aluminum	**822**		12.4	NR	mg/kg dry	1.00	10/13/09 05:50	LMH	9J12021	6010B
Antimony	ND		18.6	NR	mg/kg dry	1.00	10/13/09 05:50	LMH	9J12021	6010B
Arsenic	**3.1**		2.5	NR	mg/kg dry	1.00	10/13/09 05:50	LMH	9J12021	6010B
Barium	**33.5**		0.621	NR	mg/kg dry	1.00	10/13/09 05:50	LMH	9J12021	6010B
Beryllium	**0.344**		0.248	NR	mg/kg dry	1.00	10/13/09 05:50	LMH	9J12021	6010B
Cadmium	**0.374**		0.248	NR	mg/kg dry	1.00	10/13/09 05:50	LMH	9J12021	6010B
Calcium	**64500**		62.1	NR	mg/kg dry	1.00	10/13/09 05:50	LMH	9J12021	6010B
Chromium	**22.6**		0.621	NR	mg/kg dry	1.00	10/13/09 12:11	LMH	9J12021	6010B
Cobalt	**2.80**		0.621	NR	mg/kg dry	1.00	10/13/09 05:50	LMH	9J12021	6010B
Copper	**30.3**		1.2	NR	mg/kg dry	1.00	10/13/09 05:50	LMH	9J12021	6010B
Iron	**7940**		12.4	NR	mg/kg dry	1.00	10/13/09 05:50	LMH	9J12021	6010B
Lead	**23.4**		1.2	NR	mg/kg dry	1.00	10/13/09 05:50	LMH	9J12021	6010B
Magnesium	**34000**		24.8	NR	mg/kg dry	1.00	10/13/09 05:50	LMH	9J12021	6010B
Manganese	**765**		0.2	NR	mg/kg dry	1.00	10/13/09 05:50	LMH	9J12021	6010B
Nickel	**22.9**		6.21	NR	mg/kg dry	1.00	10/13/09 05:50	LMH	9J12021	6010B
Potassium	**204**		37.3	NR	mg/kg dry	1.00	10/13/09 05:50	LMH	9J12021	6010B
Selenium	ND		5.0	NR	mg/kg dry	1.00	10/13/09 05:50	LMH	9J12021	6010B
Silver	ND		0.621	NR	mg/kg dry	1.00	10/13/09 05:50	LMH	9J12021	6010B
Sodium	ND		174	NR	mg/kg dry	1.00	10/13/09 05:50	LMH	9J12021	6010B
Thallium	ND		7.5	NR	mg/kg dry	1.00	10/13/09 05:50	LMH	9J12021	6010B
Vanadium	**4.64**		0.621	NR	mg/kg dry	1.00	10/13/09 05:50	LMH	9J12021	6010B
Zinc	**189**		2.5	NR	mg/kg dry	1.00	10/13/09 05:50	LMH	9J12021	6010B
Mercury	ND		0.0230	NR	mg/kg dry	1.00	10/13/09 15:41	MXM	9J13025	7471A
General Chemistry Parameters										
Percent Solids	**84**		0.010	NR	%	1.00	10/12/09 16:16	JR	9J12049	Dry Weight

Benchmark Environmental & Engineering Science
2558 Hamburg Turnpike, Suite 300
Lackawanna, NY 14218

SDG Number: RSJ0493

Project: Benchmark - Solsil site
Project Number: TURN-0002

Received: 10/07/09-10/08/09
Reported: 10/28/09 17:00

Analytical Report

Client ID: SS-12 (RSJ0645-11RE1 - Solid) **Sampled: 10/07/09 11:40** **Recvd: 10/08/09 11:30**

Semivolatile Organics by GC/MS

Analyte	Sample Result	Data Qualifiers	RL	MDL	Units	Dil Fac	Date Analyzed	Lab Tech	Batch	Method
2,4,5-Trichlorophenol	ND	D10	4000	870	ug/kg dry	20.0	10/22/09 17:12	MKP	9J21042	8270C
2,4,6-Trichlorophenol	ND	D10	4000	260	ug/kg dry	20.0	10/22/09 17:12	MKP	9J21042	8270C
2,4-Dichlorophenol	ND	D10	4000	210	ug/kg dry	20.0	10/22/09 17:12	MKP	9J21042	8270C
2,4-Dimethylphenol	ND	D10	4000	1100	ug/kg dry	20.0	10/22/09 17:12	MKP	9J21042	8270C
2,4-Dinitrophenol	ND	D10	7800	1400	ug/kg dry	20.0	10/22/09 17:12	MKP	9J21042	8270C
2,4-Dinitrotoluene	ND	D10	4000	620	ug/kg dry	20.0	10/22/09 17:12	MKP	9J21042	8270C
2,6-Dinitrotoluene	ND	D10	4000	980	ug/kg dry	20.0	10/22/09 17:12	MKP	9J21042	8270C
2-Chloronaphthalene	ND	D10	4000	270	ug/kg dry	20.0	10/22/09 17:12	MKP	9J21042	8270C
2-Chlorophenol	ND	D10	4000	200	ug/kg dry	20.0	10/22/09 17:12	MKP	9J21042	8270C
2-Methylnaphthalene	**1700**	D10,J	4000	49	ug/kg dry	20.0	10/22/09 17:12	MKP	9J21042	8270C
2-Methylphenol	ND	D10	4000	120	ug/kg dry	20.0	10/22/09 17:12	MKP	9J21042	8270C
2-Nitroaniline	ND	D10	7800	1300	ug/kg dry	20.0	10/22/09 17:12	MKP	9J21042	8270C
2-Nitrophenol	ND	D10	4000	180	ug/kg dry	20.0	10/22/09 17:12	MKP	9J21042	8270C
3,3'-Dichlorobenzidine	ND	D10	4000	3500	ug/kg dry	20.0	10/22/09 17:12	MKP	9J21042	8270C
3-Nitroaniline	ND	D10	7800	920	ug/kg dry	20.0	10/22/09 17:12	MKP	9J21042	8270C
4,6-Dinitro-2-methylphenol	ND	D10	7800	1400	ug/kg dry	20.0	10/22/09 17:12	MKP	9J21042	8270C
4-Bromophenyl phenyl ether	ND	D10	4000	1300	ug/kg dry	20.0	10/22/09 17:12	MKP	9J21042	8270C
4-Chloro-3-methylphenol	ND	D10	4000	160	ug/kg dry	20.0	10/22/09 17:12	MKP	9J21042	8270C
4-Chloroaniline	ND	D10	4000	1200	ug/kg dry	20.0	10/22/09 17:12	MKP	9J21042	8270C
4-Chlorophenyl phenyl ether	ND	D10	4000	85	ug/kg dry	20.0	10/22/09 17:12	MKP	9J21042	8270C
4-Methylphenol	ND	D10	4000	220	ug/kg dry	20.0	10/22/09 17:12	MKP	9J21042	8270C
4-Nitroaniline	ND	D10	7800	450	ug/kg dry	20.0	10/22/09 17:12	MKP	9J21042	8270C
4-Nitrophenol	ND	D10	7800	970	ug/kg dry	20.0	10/22/09 17:12	MKP	9J21042	8270C
Acenaphthene	ND	D10	4000	47	ug/kg dry	20.0	10/22/09 17:12	MKP	9J21042	8270C
Acenaphthylene	ND	D10	4000	33	ug/kg dry	20.0	10/22/09 17:12	MKP	9J21042	8270C
Acetophenone	ND	D10	4000	210	ug/kg dry	20.0	10/22/09 17:12	MKP	9J21042	8270C
Anthracene	ND	D10	4000	100	ug/kg dry	20.0	10/22/09 17:12	MKP	9J21042	8270C
Atrazine	ND	D10	4000	180	ug/kg dry	20.0	10/22/09 17:12	MKP	9J21042	8270C
Benzaldehyde	ND	D10	4000	440	ug/kg dry	20.0	10/22/09 17:12	MKP	9J21042	8270C
Benzo(a)anthracene	**600**	D10,J	4000	69	ug/kg dry	20.0	10/22/09 17:12	MKP	9J21042	8270C
Benzo(a)pyrene	**500**	D10,J	4000	97	ug/kg dry	20.0	10/22/09 17:12	MKP	9J21042	8270C
Benzo(b)fluoranthene	**890**	D10,J	4000	78	ug/kg dry	20.0	10/22/09 17:12	MKP	9J21042	8270C
Benzo(ghi)perylene	**370**	D10,J	4000	48	ug/kg dry	20.0	10/22/09 17:12	MKP	9J21042	8270C
Benzo(k)fluoranthene	**300**	D10,J	4000	44	ug/kg dry	20.0	10/22/09 17:12	MKP	9J21042	8270C
Biphenyl	ND	D10	4000	250	ug/kg dry	20.0	10/22/09 17:12	MKP	9J21042	8270C
Bis(2-chloroethoxy)methane	ND	D10	4000	220	ug/kg dry	20.0	10/22/09 17:12	MKP	9J21042	8270C
Bis(2-chloroethyl)ether	ND	D10	4000	350	ug/kg dry	20.0	10/22/09 17:12	MKP	9J21042	8270C
2,2'-Oxybis(1-Chloropropane)	ND	D10	4000	420	ug/kg dry	20.0	10/22/09 17:12	MKP	9J21042	8270C
Bis(2-ethylhexyl) phthalate	ND	D10	4000	1300	ug/kg dry	20.0	10/22/09 17:12	MKP	9J21042	8270C
Butyl benzyl phthalate	ND	D10	4000	1100	ug/kg dry	20.0	10/22/09 17:12	MKP	9J21042	8270C
Caprolactam	ND	D10	4000	1700	ug/kg dry	20.0	10/22/09 17:12	MKP	9J21042	8270C
Carbazole	ND	D10	4000	46	ug/kg dry	20.0	10/22/09 17:12	MKP	9J21042	8270C
Chrysene	**810**	D10,J	4000	40	ug/kg dry	20.0	10/22/09 17:12	MKP	9J21042	8270C
Dibenzo(a,h)anthracene	ND	D10	4000	47	ug/kg dry	20.0	10/22/09 17:12	MKP	9J21042	8270C
Dibenzofuran	**430**	D10,J	4000	42	ug/kg dry	20.0	10/22/09 17:12	MKP	9J21042	8270C

Benchmark Environmental & Engineering Science
2558 Hamburg Turnpike, Suite 300
Lackawanna, NY 14218

SDG Number: RSJ0493

Project: Benchmark - Solsil site
Project Number: TURN-0002

Received: 10/07/09-10/08/09
Reported: 10/28/09 17:00

Analytical Report

Client ID: SS-12 (RSJ0645-11RE1 - Solid) - cont. **Sampled: 10/07/09 11:40** **Recvd: 10/08/09 11:30**

Semivolatile Organics by GC/MS - cont.

Analyte	Sample Result	Data Qualifiers	RL	MDL	Units	Dil Fac	Date Analyzed	Lab Tech	Batch	Method
Diethyl phthalate	ND	D10	4000	120	ug/kg dry	20.0	10/22/09 17:12	MKP	9J21042	8270C
Dimethyl phthalate	ND	D10	4000	100	ug/kg dry	20.0	10/22/09 17:12	MKP	9J21042	8270C
Di-n-butyl phthalate	ND	D10	4000	1400	ug/kg dry	20.0	10/22/09 17:12	MKP	9J21042	8270C
Di-n-octyl phthalate	ND	D10	4000	94	ug/kg dry	20.0	10/22/09 17:12	MKP	9J21042	8270C
Fluoranthene	**1400**	D10,J	4000	58	ug/kg dry	20.0	10/22/09 17:12	MKP	9J21042	8270C
Fluorene	ND	D10	4000	92	ug/kg dry	20.0	10/22/09 17:12	MKP	9J21042	8270C
Hexachlorobenzene	ND	D10	4000	200	ug/kg dry	20.0	10/22/09 17:12	MKP	9J21042	8270C
Hexachlorobutadiene	ND	D10	4000	210	ug/kg dry	20.0	10/22/09 17:12	MKP	9J21042	8270C
Hexachlorocyclopentadiene	ND	D10	4000	1200	ug/kg dry	20.0	10/22/09 17:12	MKP	9J21042	8270C
Hexachloroethane	ND	D10	4000	310	ug/kg dry	20.0	10/22/09 17:12	MKP	9J21042	8270C
Indeno(1,2,3-cd)pyrene	ND	D10	4000	110	ug/kg dry	20.0	10/22/09 17:12	MKP	9J21042	8270C
Isophorone	ND	D10	4000	200	ug/kg dry	20.0	10/22/09 17:12	MKP	9J21042	8270C
Naphthalene	**1200**	D10,J	4000	67	ug/kg dry	20.0	10/22/09 17:12	MKP	9J21042	8270C
Nitrobenzene	ND	D10	4000	180	ug/kg dry	20.0	10/22/09 17:12	MKP	9J21042	8270C
N-Nitrosodi-n-propylamine	ND	D10	4000	320	ug/kg dry	20.0	10/22/09 17:12	MKP	9J21042	8270C
N-Nitrosodiphenylamine	ND	D10,L	4000	220	ug/kg dry	20.0	10/22/09 17:12	MKP	9J21042	8270C
Pentachlorophenol	ND	D10	7800	1400	ug/kg dry	20.0	10/22/09 17:12	MKP	9J21042	8270C
Phenanthrene	**1100**	D10,J	4000	84	ug/kg dry	20.0	10/22/09 17:12	MKP	9J21042	8270C
Phenol	ND	D10	4000	420	ug/kg dry	20.0	10/22/09 17:12	MKP	9J21042	8270C
Pyrene	**1100**	D10,J	4000	26	ug/kg dry	20.0	10/22/09 17:12	MKP	9J21042	8270C
2,4,6-Tribromophenol	*69 %*	*D10*	*Surr Limits: (39-146%)*				*10/22/09 17:12*	*MKP*	*9J21042*	*8270C*
2-Fluorobiphenyl	*99 %*	*D10*	*Surr Limits: (37-120%)*				*10/22/09 17:12*	*MKP*	*9J21042*	*8270C*
2-Fluorophenol	*75 %*	*D10*	*Surr Limits: (18-120%)*				*10/22/09 17:12*	*MKP*	*9J21042*	*8270C*
Nitrobenzene-d5	*90 %*	*D10*	*Surr Limits: (34-132%)*				*10/22/09 17:12*	*MKP*	*9J21042*	*8270C*
Phenol-d5	*81 %*	*D10*	*Surr Limits: (11-120%)*				*10/22/09 17:12*	*MKP*	*9J21042*	*8270C*
p-Terphenyl-d14	*86 %*	*D10*	*Surr Limits: (58-147%)*				*10/22/09 17:12*	*MKP*	*9J21042*	*8270C*

Benchmark Environmental & Engineering Science
2558 Hamburg Turnpike, Suite 300
Lackawanna, NY 14218

SDG Number: RSJ0493

Project: Benchmark - Solsil site
Project Number: TURN-0002

Received: 10/07/09-10/08/09
Reported: 10/28/09 17:00

Analytical Report

Analyte	Sample Result	Data Qualifiers	RL	MDL	Units	Dil Fac	Date Analyzed	Lab Tech	Batch	Method
Client ID: SS-13 (RSJ0645-12 - Solid)						**Sampled: 10/07/09 11:55**		**Recvd: 10/08/09 11:30**		
Polychlorinated Biphenyls by EPA Method 8082										
Aroclor 1016	ND	C7	21	4.0	ug/kg dry	1.00	10/14/09 18:45	JxM	9J12079	8082
Aroclor 1221	ND	C7	21	4.0	ug/kg dry	1.00	10/14/09 18:45	JxM	9J12079	8082
Aroclor 1232	ND	C7	21	4.0	ug/kg dry	1.00	10/14/09 18:45	JxM	9J12079	8082
Aroclor 1242	ND	C7	21	4.5	ug/kg dry	1.00	10/14/09 18:45	JxM	9J12079	8082
Aroclor 1248	ND	C7	21	4.0	ug/kg dry	1.00	10/14/09 18:45	JxM	9J12079	8082
Aroclor 1254	**6.0**	C7,J	21	4.4	ug/kg dry	1.00	10/14/09 18:45	JxM	9J12079	8082
Aroclor 1260	ND	C7	21	4.4	ug/kg dry	1.00	10/14/09 18:45	JxM	9J12079	8082
Decachlorobiphenyl	*103 %*	*C7*	*Surr Limits: (34-148%)*				*10/14/09 18:45*	*JxM*	*9J12079*	*8082*
Tetrachloro-m-xylene	*80 %*	*C7*	*Surr Limits: (35-134%)*				*10/14/09 18:45*	*JxM*	*9J12079*	*8082*
Total Metals by SW 846 Series Methods										
Aluminum	**1040**		13.7	NR	mg/kg dry	1.00	10/13/09 06:08	LMH	9J12021	6010B
Antimony	ND		20.6	NR	mg/kg dry	1.00	10/13/09 06:08	LMH	9J12021	6010B
Arsenic	**12.2**		2.7	NR	mg/kg dry	1.00	10/13/09 06:08	LMH	9J12021	6010B
Barium	**306**		0.686	NR	mg/kg dry	1.00	10/13/09 06:08	LMH	9J12021	6010B
Beryllium	**0.647**		0.274	NR	mg/kg dry	1.00	10/13/09 06:08	LMH	9J12021	6010B
Cadmium	ND		0.274	NR	mg/kg dry	1.00	10/13/09 06:08	LMH	9J12021	6010B
Calcium	**16000**		68.6	NR	mg/kg dry	1.00	10/13/09 06:08	LMH	9J12021	6010B
Chromium	**12.4**		0.686	NR	mg/kg dry	1.00	10/13/09 12:16	LMH	9J12021	6010B
Cobalt	**2.66**		0.686	NR	mg/kg dry	1.00	10/13/09 06:08	LMH	9J12021	6010B
Copper	**15.4**		1.4	NR	mg/kg dry	1.00	10/13/09 06:08	LMH	9J12021	6010B
Iron	**6350**		13.7	NR	mg/kg dry	1.00	10/13/09 06:08	LMH	9J12021	6010B
Lead	**13.6**		1.4	NR	mg/kg dry	1.00	10/13/09 06:08	LMH	9J12021	6010B
Magnesium	**7390**		27.4	NR	mg/kg dry	1.00	10/13/09 06:08	LMH	9J12021	6010B
Manganese	**213**		0.3	NR	mg/kg dry	1.00	10/13/09 06:08	LMH	9J12021	6010B
Nickel	**13.4**		6.86	NR	mg/kg dry	1.00	10/13/09 06:08	LMH	9J12021	6010B
Potassium	**210**		41.1	NR	mg/kg dry	1.00	10/13/09 06:08	LMH	9J12021	6010B
Selenium	ND		5.5	NR	mg/kg dry	1.00	10/13/09 06:08	LMH	9J12021	6010B
Silver	ND	D02	6.86	NR	mg/kg dry	10.0	10/14/09 09:03	LMH	9J12021	6010B
Sodium	ND		192	NR	mg/kg dry	1.00	10/13/09 06:08	LMH	9J12021	6010B
Thallium	ND		8.2	NR	mg/kg dry	1.00	10/13/09 06:08	LMH	9J12021	6010B
Vanadium	**4.85**		0.686	NR	mg/kg dry	1.00	10/13/09 06:08	LMH	9J12021	6010B
Zinc	**168**		2.7	NR	mg/kg dry	1.00	10/13/09 06:08	LMH	9J12021	6010B
Mercury	ND		0.0256	NR	mg/kg dry	1.00	10/13/09 15:43	MXM	9J13025	7471A
General Chemistry Parameters										
Percent Solids	**79**		0.010	NR	%	1.00	10/12/09 16:18	JR	9J12049	Dry Weight

Benchmark Environmental & Engineering Science
2558 Hamburg Turnpike, Suite 300
Lackawanna, NY 14218

SDG Number: RSJ0493

Project: Benchmark - Solsil site
Project Number: TURN-0002

Received: 10/07/09-10/08/09
Reported: 10/28/09 17:00

Analytical Report

Client ID: SS-13 (RSJ0645-12RE1 - Solid) **Sampled: 10/07/09 11:55** **Recvd: 10/08/09 11:30**

Semivolatile Organics by GC/MS

Analyte	Sample Result	Data Qualifiers	RL	MDL	Units	Dil Fac	Date Analyzed	Lab Tech	Batch	Method
2,4,5-Trichlorophenol	ND	D12	4200	920	ug/kg dry	20.0	10/22/09 17:37	MKP	9J21042	8270C
2,4,6-Trichlorophenol	ND	D12	4200	280	ug/kg dry	20.0	10/22/09 17:37	MKP	9J21042	8270C
2,4-Dichlorophenol	ND	D12	4200	220	ug/kg dry	20.0	10/22/09 17:37	MKP	9J21042	8270C
2,4-Dimethylphenol	ND	D12	4200	1100	ug/kg dry	20.0	10/22/09 17:37	MKP	9J21042	8270C
2,4-Dinitrophenol	ND	D12	8200	1500	ug/kg dry	20.0	10/22/09 17:37	MKP	9J21042	8270C
2,4-Dinitrotoluene	ND	D12	4200	650	ug/kg dry	20.0	10/22/09 17:37	MKP	9J21042	8270C
2,6-Dinitrotoluene	ND	D12	4200	1000	ug/kg dry	20.0	10/22/09 17:37	MKP	9J21042	8270C
2-Chloronaphthalene	ND	D12	4200	280	ug/kg dry	20.0	10/22/09 17:37	MKP	9J21042	8270C
2-Chlorophenol	ND	D12	4200	210	ug/kg dry	20.0	10/22/09 17:37	MKP	9J21042	8270C
2-Methylnaphthalene	**2400**	D12,J	4200	51	ug/kg dry	20.0	10/22/09 17:37	MKP	9J21042	8270C
2-Methylphenol	ND	D12	4200	130	ug/kg dry	20.0	10/22/09 17:37	MKP	9J21042	8270C
2-Nitroaniline	ND	D12	8200	1300	ug/kg dry	20.0	10/22/09 17:37	MKP	9J21042	8270C
2-Nitrophenol	ND	D12	4200	190	ug/kg dry	20.0	10/22/09 17:37	MKP	9J21042	8270C
3,3'-Dichlorobenzidine	ND	D12	4200	3700	ug/kg dry	20.0	10/22/09 17:37	MKP	9J21042	8270C
3-Nitroaniline	ND	D12	8200	970	ug/kg dry	20.0	10/22/09 17:37	MKP	9J21042	8270C
4,6-Dinitro-2-methylphenol	ND	D12	8200	1500	ug/kg dry	20.0	10/22/09 17:37	MKP	9J21042	8270C
4-Bromophenyl phenyl ether	ND	D12	4200	1300	ug/kg dry	20.0	10/22/09 17:37	MKP	9J21042	8270C
4-Chloro-3-methylphenol	ND	D12	4200	170	ug/kg dry	20.0	10/22/09 17:37	MKP	9J21042	8270C
4-Chloroaniline	ND	D12	4200	1200	ug/kg dry	20.0	10/22/09 17:37	MKP	9J21042	8270C
4-Chlorophenyl phenyl ether	ND	D12	4200	90	ug/kg dry	20.0	10/22/09 17:37	MKP	9J21042	8270C
4-Methylphenol	ND	D12	4200	230	ug/kg dry	20.0	10/22/09 17:37	MKP	9J21042	8270C
4-Nitroaniline	ND	D12	8200	470	ug/kg dry	20.0	10/22/09 17:37	MKP	9J21042	8270C
4-Nitrophenol	ND	D12	8200	1000	ug/kg dry	20.0	10/22/09 17:37	MKP	9J21042	8270C
Acenaphthene	ND	D12	4200	49	ug/kg dry	20.0	10/22/09 17:37	MKP	9J21042	8270C
Acenaphthylene	ND	D12	4200	34	ug/kg dry	20.0	10/22/09 17:37	MKP	9J21042	8270C
Acetophenone	ND	D12	4200	220	ug/kg dry	20.0	10/22/09 17:37	MKP	9J21042	8270C
Anthracene	ND	D12	4200	110	ug/kg dry	20.0	10/22/09 17:37	MKP	9J21042	8270C
Atrazine	ND	D12	4200	190	ug/kg dry	20.0	10/22/09 17:37	MKP	9J21042	8270C
Benzaldehyde	ND	D12	4200	460	ug/kg dry	20.0	10/22/09 17:37	MKP	9J21042	8270C
Benzo(a)anthracene	**370**	D12,J	4200	73	ug/kg dry	20.0	10/22/09 17:37	MKP	9J21042	8270C
Benzo(a)pyrene	**270**	D12,J	4200	100	ug/kg dry	20.0	10/22/09 17:37	MKP	9J21042	8270C
Benzo(b)fluoranthene	**420**	D12,J	4200	82	ug/kg dry	20.0	10/22/09 17:37	MKP	9J21042	8270C
Benzo(ghi)perylene	ND	D12	4200	50	ug/kg dry	20.0	10/22/09 17:37	MKP	9J21042	8270C
Benzo(k)fluoranthene	ND	D12	4200	46	ug/kg dry	20.0	10/22/09 17:37	MKP	9J21042	8270C
Biphenyl	ND	D12	4200	260	ug/kg dry	20.0	10/22/09 17:37	MKP	9J21042	8270C
Bis(2-chloroethoxy)methane	ND	D12	4200	230	ug/kg dry	20.0	10/22/09 17:37	MKP	9J21042	8270C
Bis(2-chloroethyl)ether	ND	D12	4200	360	ug/kg dry	20.0	10/22/09 17:37	MKP	9J21042	8270C
2,2'-Oxybis(1-Chloropropane)	ND	D12	4200	440	ug/kg dry	20.0	10/22/09 17:37	MKP	9J21042	8270C
Bis(2-ethylhexyl) phthalate	ND	D12	4200	1400	ug/kg dry	20.0	10/22/09 17:37	MKP	9J21042	8270C
Butyl benzyl phthalate	ND	D12	4200	1100	ug/kg dry	20.0	10/22/09 17:37	MKP	9J21042	8270C
Caprolactam	ND	D12	4200	1800	ug/kg dry	20.0	10/22/09 17:37	MKP	9J21042	8270C
Carbazole	ND	D12	4200	49	ug/kg dry	20.0	10/22/09 17:37	MKP	9J21042	8270C
Chrysene	**460**	D12,J	4200	42	ug/kg dry	20.0	10/22/09 17:37	MKP	9J21042	8270C
Dibenzo(a,h)anthracene	ND	D12	4200	49	ug/kg dry	20.0	10/22/09 17:37	MKP	9J21042	8270C
Dibenzofuran	**420**	D12,J	4200	44	ug/kg dry	20.0	10/22/09 17:37	MKP	9J21042	8270C

Benchmark Environmental & Engineering Science
2558 Hamburg Turnpike, Suite 300
Lackawanna, NY 14218

SDG Number: RSJ0493

Project: Benchmark - Solsil site
Project Number: TURN-0002

Received: 10/07/09-10/08/09
Reported: 10/28/09 17:00

Analytical Report

Client ID: SS-13 (RSJ0645-12RE1 - Solid) - cont. **Sampled: 10/07/09 11:55** **Recvd: 10/08/09 11:30**

Semivolatile Organics by GC/MS - cont.

Analyte	Sample Result	Data Qualifiers	RL	MDL	Units	Dil Fac	Date Analyzed	Lab Tech	Batch	Method
Diethyl phthalate	ND	D12	4200	130	ug/kg dry	20.0	10/22/09 17:37	MKP	9J21042	8270C
Dimethyl phthalate	ND	D12	4200	110	ug/kg dry	20.0	10/22/09 17:37	MKP	9J21042	8270C
Di-n-butyl phthalate	ND	D12	4200	1500	ug/kg dry	20.0	10/22/09 17:37	MKP	9J21042	8270C
Di-n-octyl phthalate	ND	D12	4200	98	ug/kg dry	20.0	10/22/09 17:37	MKP	9J21042	8270C
Fluoranthene	**710**	D12,J	4200	61	ug/kg dry	20.0	10/22/09 17:37	MKP	9J21042	8270C
Fluorene	ND	D12	4200	97	ug/kg dry	20.0	10/22/09 17:37	MKP	9J21042	8270C
Hexachlorobenzene	ND	D12	4200	210	ug/kg dry	20.0	10/22/09 17:37	MKP	9J21042	8270C
Hexachlorobutadiene	ND	D12	4200	220	ug/kg dry	20.0	10/22/09 17:37	MKP	9J21042	8270C
Hexachlorocyclopentadiene	ND	D12	4200	1300	ug/kg dry	20.0	10/22/09 17:37	MKP	9J21042	8270C
Hexachloroethane	ND	D12	4200	330	ug/kg dry	20.0	10/22/09 17:37	MKP	9J21042	8270C
Indeno(1,2,3-cd)pyrene	ND	D12	4200	120	ug/kg dry	20.0	10/22/09 17:37	MKP	9J21042	8270C
Isophorone	ND	D12	4200	210	ug/kg dry	20.0	10/22/09 17:37	MKP	9J21042	8270C
Naphthalene	**1600**	D12,J	4200	70	ug/kg dry	20.0	10/22/09 17:37	MKP	9J21042	8270C
Nitrobenzene	ND	D12	4200	190	ug/kg dry	20.0	10/22/09 17:37	MKP	9J21042	8270C
N-Nitrosodi-n-propylamine	ND	D12	4200	330	ug/kg dry	20.0	10/22/09 17:37	MKP	9J21042	8270C
N-Nitrosodiphenylamine	ND	D12,L	4200	230	ug/kg dry	20.0	10/22/09 17:37	MKP	9J21042	8270C
Pentachlorophenol	ND	D12	8200	1400	ug/kg dry	20.0	10/22/09 17:37	MKP	9J21042	8270C
Phenanthrene	**990**	D12,J	4200	88	ug/kg dry	20.0	10/22/09 17:37	MKP	9J21042	8270C
Phenol	ND	D12	4200	440	ug/kg dry	20.0	10/22/09 17:37	MKP	9J21042	8270C
Pyrene	**540**	D12,J	4200	27	ug/kg dry	20.0	10/22/09 17:37	MKP	9J21042	8270C
2,4,6-Tribromophenol	*69 %*	*D12*	*Surr Limits: (39-146%)*				*10/22/09 17:37*	*MKP*	*9J21042*	*8270C*
2-Fluorobiphenyl	*102 %*	*D12*	*Surr Limits: (37-120%)*				*10/22/09 17:37*	*MKP*	*9J21042*	*8270C*
2-Fluorophenol	*72 %*	*D12*	*Surr Limits: (18-120%)*				*10/22/09 17:37*	*MKP*	*9J21042*	*8270C*
Nitrobenzene-d5	*93 %*	*D12*	*Surr Limits: (34-132%)*				*10/22/09 17:37*	*MKP*	*9J21042*	*8270C*
Phenol-d5	*83 %*	*D12*	*Surr Limits: (11-120%)*				*10/22/09 17:37*	*MKP*	*9J21042*	*8270C*
p-Terphenyl-d14	*92 %*	*D12*	*Surr Limits: (58-147%)*				*10/22/09 17:37*	*MKP*	*9J21042*	*8270C*

Benchmark Environmental & Engineering Science
2558 Hamburg Turnpike, Suite 300
Lackawanna, NY 14218

SDG Number: RSJ0493

Project: Benchmark - Solsil site
Project Number: TURN-0002

Received: 10/07/09-10/08/09
Reported: 10/28/09 17:00

Analytical Report

Analyte	Sample Result	Data Qualifiers	RL	MDL	Units	Dil Fac	Date Analyzed	Lab Tech	Batch	Method
Client ID: SS-14 (RSJ0645-13 - Solid)						**Sampled: 10/07/09 13:05**		**Recvd: 10/08/09 11:30**		
Polychlorinated Biphenyls by EPA Method 8082										
Aroclor 1016	ND	C7	230	44	ug/kg dry	10.0	10/14/09 19:00	JxM	9J12079	8082
Aroclor 1221	ND	C7	230	44	ug/kg dry	10.0	10/14/09 19:00	JxM	9J12079	8082
Aroclor 1232	ND	C7	230	44	ug/kg dry	10.0	10/14/09 19:00	JxM	9J12079	8082
Aroclor 1242	ND	C7	230	49	ug/kg dry	10.0	10/14/09 19:00	JxM	9J12079	8082
Aroclor 1248	ND	C7	230	44	ug/kg dry	10.0	10/14/09 19:00	JxM	9J12079	8082
Aroclor 1254	ND	C7	230	48	ug/kg dry	10.0	10/14/09 19:00	JxM	9J12079	8082
Aroclor 1260	ND	C7	230	48	ug/kg dry	10.0	10/14/09 19:00	JxM	9J12079	8082
Decachlorobiphenyl	*	*C7,D02, Z3*	*Surr Limits: (34-148%)*				*10/14/09 19:00*	*JxM*	*9J12079*	*8082*
Tetrachloro-m-xylene	*	*C7,Z3, D02*	*Surr Limits: (35-134%)*				*10/14/09 19:00*	*JxM*	*9J12079*	*8082*
Total Metals by SW 846 Series Methods										
Aluminum	**13300**		12.9	NR	mg/kg dry	1.00	10/13/09 06:13	LMH	9J12021	6010B
Antimony	ND		19.4	NR	mg/kg dry	1.00	10/13/09 06:13	LMH	9J12021	6010B
Arsenic	**8.6**		2.6	NR	mg/kg dry	1.00	10/13/09 06:13	LMH	9J12021	6010B
Barium	**133**		0.646	NR	mg/kg dry	1.00	10/13/09 06:13	LMH	9J12021	6010B
Beryllium	**0.726**		0.258	NR	mg/kg dry	1.00	10/13/09 06:13	LMH	9J12021	6010B
Cadmium	**0.870**		0.258	NR	mg/kg dry	1.00	10/13/09 06:13	LMH	9J12021	6010B
Calcium	**19000**		64.6	NR	mg/kg dry	1.00	10/13/09 06:13	LMH	9J12021	6010B
Chromium	**58.0**		0.646	NR	mg/kg dry	1.00	10/13/09 12:21	LMH	9J12021	6010B
Cobalt	**11.3**		0.646	NR	mg/kg dry	1.00	10/13/09 06:13	LMH	9J12021	6010B
Copper	**58.1**		1.3	NR	mg/kg dry	1.00	10/13/09 06:13	LMH	9J12021	6010B
Iron	**21700**		12.9	NR	mg/kg dry	1.00	10/13/09 06:13	LMH	9J12021	6010B
Lead	**149**		1.3	NR	mg/kg dry	1.00	10/13/09 06:13	LMH	9J12021	6010B
Magnesium	**9350**		25.8	NR	mg/kg dry	1.00	10/13/09 06:13	LMH	9J12021	6010B
Manganese	**1190**		0.3	NR	mg/kg dry	1.00	10/13/09 06:13	LMH	9J12021	6010B
Nickel	**51.3**		6.46	NR	mg/kg dry	1.00	10/13/09 06:13	LMH	9J12021	6010B
Potassium	**1730**		38.7	NR	mg/kg dry	1.00	10/13/09 06:13	LMH	9J12021	6010B
Selenium	ND		5.2	NR	mg/kg dry	1.00	10/13/09 06:13	LMH	9J12021	6010B
Silver	ND		0.646	NR	mg/kg dry	1.00	10/13/09 06:13	LMH	9J12021	6010B
Sodium	ND		181	NR	mg/kg dry	1.00	10/13/09 06:13	LMH	9J12021	6010B
Thallium	ND		7.7	NR	mg/kg dry	1.00	10/13/09 06:13	LMH	9J12021	6010B
Vanadium	**28.5**		0.646	NR	mg/kg dry	1.00	10/13/09 06:13	LMH	9J12021	6010B
Zinc	**353**		2.6	NR	mg/kg dry	1.00	10/13/09 06:13	LMH	9J12021	6010B
Mercury	**0.264**		0.0266	NR	mg/kg dry	1.00	10/13/09 15:45	MXM	9J13025	7471A
General Chemistry Parameters										
Percent Solids	**73**		0.010	NR	%	1.00	10/12/09 16:20	JR	9J12049	Dry Weight

Benchmark Environmental & Engineering Science
2558 Hamburg Turnpike, Suite 300
Lackawanna, NY 14218

SDG Number: RSJ0493

Project: Benchmark - Solsil site
Project Number: TURN-0002

Received: 10/07/09-10/08/09
Reported: 10/28/09 17:00

Analytical Report

Client ID: SS-14 (RSJ0645-13RE1 - Solid) — **Sampled: 10/07/09 13:05** — **Recvd: 10/08/09 11:30**

Semivolatile Organics by GC/MS

Analyte	Sample Result	Data Qualifiers	RL	MDL	Units	Dil Fac	Date Analyzed	Lab Tech	Batch	Method
2,4,5-Trichlorophenol	ND	D10	2300	490	ug/kg dry	10.0	10/22/09 18:02	MKP	9J21042	8270C
2,4,6-Trichlorophenol	ND	D10	2300	150	ug/kg dry	10.0	10/22/09 18:02	MKP	9J21042	8270C
2,4-Dichlorophenol	ND	D10	2300	120	ug/kg dry	10.0	10/22/09 18:02	MKP	9J21042	8270C
2,4-Dimethylphenol	ND	D10	2300	610	ug/kg dry	10.0	10/22/09 18:02	MKP	9J21042	8270C
2,4-Dinitrophenol	ND	D10	4400	790	ug/kg dry	10.0	10/22/09 18:02	MKP	9J21042	8270C
2,4-Dinitrotoluene	ND	D10	2300	350	ug/kg dry	10.0	10/22/09 18:02	MKP	9J21042	8270C
2,6-Dinitrotoluene	ND	D10	2300	550	ug/kg dry	10.0	10/22/09 18:02	MKP	9J21042	8270C
2-Chloronaphthalene	ND	D10	2300	150	ug/kg dry	10.0	10/22/09 18:02	MKP	9J21042	8270C
2-Chlorophenol	ND	D10	2300	120	ug/kg dry	10.0	10/22/09 18:02	MKP	9J21042	8270C
2-Methylnaphthalene	ND	D10	2300	27	ug/kg dry	10.0	10/22/09 18:02	MKP	9J21042	8270C
2-Methylphenol	ND	D10	2300	70	ug/kg dry	10.0	10/22/09 18:02	MKP	9J21042	8270C
2-Nitroaniline	ND	D10	4400	730	ug/kg dry	10.0	10/22/09 18:02	MKP	9J21042	8270C
2-Nitrophenol	ND	D10	2300	100	ug/kg dry	10.0	10/22/09 18:02	MKP	9J21042	8270C
3,3'-Dichlorobenzidine	ND	D10	2300	2000	ug/kg dry	10.0	10/22/09 18:02	MKP	9J21042	8270C
3-Nitroaniline	ND	D10	4400	520	ug/kg dry	10.0	10/22/09 18:02	MKP	9J21042	8270C
4,6-Dinitro-2-methylphenol	ND	D10	4400	780	ug/kg dry	10.0	10/22/09 18:02	MKP	9J21042	8270C
4-Bromophenyl phenyl ether	ND	D10	2300	720	ug/kg dry	10.0	10/22/09 18:02	MKP	9J21042	8270C
4-Chloro-3-methylphenol	ND	D10	2300	93	ug/kg dry	10.0	10/22/09 18:02	MKP	9J21042	8270C
4-Chloroaniline	ND	D10	2300	660	ug/kg dry	10.0	10/22/09 18:02	MKP	9J21042	8270C
4-Chlorophenyl phenyl ether	ND	D10	2300	48	ug/kg dry	10.0	10/22/09 18:02	MKP	9J21042	8270C
4-Methylphenol	ND	D10	2300	130	ug/kg dry	10.0	10/22/09 18:02	MKP	9J21042	8270C
4-Nitroaniline	ND	D10	4400	250	ug/kg dry	10.0	10/22/09 18:02	MKP	9J21042	8270C
4-Nitrophenol	ND	D10	4400	550	ug/kg dry	10.0	10/22/09 18:02	MKP	9J21042	8270C
Acenaphthene	**98**	D10,J	2300	27	ug/kg dry	10.0	10/22/09 18:02	MKP	9J21042	8270C
Acenaphthylene	ND	D10	2300	19	ug/kg dry	10.0	10/22/09 18:02	MKP	9J21042	8270C
Acetophenone	ND	D10	2300	120	ug/kg dry	10.0	10/22/09 18:02	MKP	9J21042	8270C
Anthracene	**160**	D10,J	2300	58	ug/kg dry	10.0	10/22/09 18:02	MKP	9J21042	8270C
Atrazine	ND	D10	2300	100	ug/kg dry	10.0	10/22/09 18:02	MKP	9J21042	8270C
Benzaldehyde	ND	D10	2300	250	ug/kg dry	10.0	10/22/09 18:02	MKP	9J21042	8270C
Benzo(a)anthracene	**860**	D10,J	2300	39	ug/kg dry	10.0	10/22/09 18:02	MKP	9J21042	8270C
Benzo(a)pyrene	**1000**	D10,J	2300	55	ug/kg dry	10.0	10/22/09 18:02	MKP	9J21042	8270C
Benzo(b)fluoranthene	**990**	D10,J	2300	44	ug/kg dry	10.0	10/22/09 18:02	MKP	9J21042	8270C
Benzo(ghi)perylene	**640**	D10,J	2300	27	ug/kg dry	10.0	10/22/09 18:02	MKP	9J21042	8270C
Benzo(k)fluoranthene	**580**	D10,J	2300	25	ug/kg dry	10.0	10/22/09 18:02	MKP	9J21042	8270C
Biphenyl	ND	D10	2300	140	ug/kg dry	10.0	10/22/09 18:02	MKP	9J21042	8270C
Bis(2-chloroethoxy)methane	ND	D10	2300	120	ug/kg dry	10.0	10/22/09 18:02	MKP	9J21042	8270C
Bis(2-chloroethyl)ether	ND	D10	2300	200	ug/kg dry	10.0	10/22/09 18:02	MKP	9J21042	8270C
2,2'-Oxybis(1-Chloropropane)	ND	D10	2300	240	ug/kg dry	10.0	10/22/09 18:02	MKP	9J21042	8270C
Bis(2-ethylhexyl) phthalate	ND	D10	2300	730	ug/kg dry	10.0	10/22/09 18:02	MKP	9J21042	8270C
Butyl benzyl phthalate	ND	D10	2300	610	ug/kg dry	10.0	10/22/09 18:02	MKP	9J21042	8270C
Caprolactam	ND	D10	2300	980	ug/kg dry	10.0	10/22/09 18:02	MKP	9J21042	8270C
Carbazole	ND	D10	2300	26	ug/kg dry	10.0	10/22/09 18:02	MKP	9J21042	8270C
Chrysene	**800**	D10,J	2300	23	ug/kg dry	10.0	10/22/09 18:02	MKP	9J21042	8270C
Dibenzo(a,h)anthracene	ND	D10	2300	27	ug/kg dry	10.0	10/22/09 18:02	MKP	9J21042	8270C
Dibenzofuran	ND	D10	2300	24	ug/kg dry	10.0	10/22/09 18:02	MKP	9J21042	8270C

Benchmark Environmental & Engineering Science
2558 Hamburg Turnpike, Suite 300
Lackawanna, NY 14218

SDG Number: RSJ0493

Project: Benchmark - Solsil site
Project Number: TURN-0002

Received: 10/07/09-10/08/09
Reported: 10/28/09 17:00

Analytical Report

Client ID: SS-14 (RSJ0645-13RE1 - Solid) - cont. **Sampled: 10/07/09 13:05** **Recvd: 10/08/09 11:30**

Semivolatile Organics by GC/MS - cont.

Analyte	Sample Result	Data Qualifiers	RL	MDL	Units	Dil Fac	Date Analyzed	Lab Tech	Batch	Method
Diethyl phthalate	ND	D10	2300	68	ug/kg dry	10.0	10/22/09 18:02	MKP	9J21042	8270C
Dimethyl phthalate	ND	D10	2300	59	ug/kg dry	10.0	10/22/09 18:02	MKP	9J21042	8270C
Di-n-butyl phthalate	ND	D10	2300	780	ug/kg dry	10.0	10/22/09 18:02	MKP	9J21042	8270C
Di-n-octyl phthalate	ND	D10	2300	53	ug/kg dry	10.0	10/22/09 18:02	MKP	9J21042	8270C
Fluoranthene	**1500**	D10,J	2300	33	ug/kg dry	10.0	10/22/09 18:02	MKP	9J21042	8270C
Fluorene	ND	D10	2300	52	ug/kg dry	10.0	10/22/09 18:02	MKP	9J21042	8270C
Hexachlorobenzene	ND	D10	2300	110	ug/kg dry	10.0	10/22/09 18:02	MKP	9J21042	8270C
Hexachlorobutadiene	ND	D10	2300	120	ug/kg dry	10.0	10/22/09 18:02	MKP	9J21042	8270C
Hexachlorocyclopentadiene	ND	D10	2300	680	ug/kg dry	10.0	10/22/09 18:02	MKP	9J21042	8270C
Hexachloroethane	ND	D10	2300	180	ug/kg dry	10.0	10/22/09 18:02	MKP	9J21042	8270C
Indeno(1,2,3-cd)pyrene	**510**	D10,J	2300	63	ug/kg dry	10.0	10/22/09 18:02	MKP	9J21042	8270C
Isophorone	ND	D10	2300	110	ug/kg dry	10.0	10/22/09 18:02	MKP	9J21042	8270C
Naphthalene	ND	D10	2300	38	ug/kg dry	10.0	10/22/09 18:02	MKP	9J21042	8270C
Nitrobenzene	ND	D10	2300	100	ug/kg dry	10.0	10/22/09 18:02	MKP	9J21042	8270C
N-Nitrosodi-n-propylamine	ND	D10	2300	180	ug/kg dry	10.0	10/22/09 18:02	MKP	9J21042	8270C
N-Nitrosodiphenylamine	ND	D10,L	2300	120	ug/kg dry	10.0	10/22/09 18:02	MKP	9J21042	8270C
Pentachlorophenol	ND	D10	4400	780	ug/kg dry	10.0	10/22/09 18:02	MKP	9J21042	8270C
Phenanthrene	**800**	D10,J	2300	47	ug/kg dry	10.0	10/22/09 18:02	MKP	9J21042	8270C
Phenol	ND	D10	2300	240	ug/kg dry	10.0	10/22/09 18:02	MKP	9J21042	8270C
Pyrene	**1200**	D10,J	2300	15	ug/kg dry	10.0	10/22/09 18:02	MKP	9J21042	8270C
2,4,6-Tribromophenol	*82 %*	*D10*	*Surr Limits: (39-146%)*				*10/22/09 18:02*	*MKP*	*9J21042*	*8270C*
2-Fluorobiphenyl	*86 %*	*D10*	*Surr Limits: (37-120%)*				*10/22/09 18:02*	*MKP*	*9J21042*	*8270C*
2-Fluorophenol	*65 %*	*D10*	*Surr Limits: (18-120%)*				*10/22/09 18:02*	*MKP*	*9J21042*	*8270C*
Nitrobenzene-d5	*79 %*	*D10*	*Surr Limits: (34-132%)*				*10/22/09 18:02*	*MKP*	*9J21042*	*8270C*
Phenol-d5	*76 %*	*D10*	*Surr Limits: (11-120%)*				*10/22/09 18:02*	*MKP*	*9J21042*	*8270C*
p-Terphenyl-d14	*86 %*	*D10*	*Surr Limits: (58-147%)*				*10/22/09 18:02*	*MKP*	*9J21042*	*8270C*

Benchmark Environmental & Engineering Science
2558 Hamburg Turnpike, Suite 300
Lackawanna, NY 14218

SDG Number: RSJ0493

Project: Benchmark - Solsil site
Project Number: TURN-0002

Received: 10/07/09-10/08/09
Reported: 10/28/09 17:00

Analytical Report

Analyte	Sample Result	Data Qualifiers	RL	MDL	Units	Dil Fac	Date Analyzed	Lab Tech	Batch	Method
Client ID: SS-1 (RSJ0493-01 - Solid)						**Sampled: 10/06/09 10:30**		**Recvd: 10/07/09 10:55**		
Semivolatile Organics by GC/MS										
2,4,5-Trichlorophenol	ND	D12	4300	930	ug/kg dry	20.0	10/09/09 15:34	MKP	9J07128	8270C
2,4,6-Trichlorophenol	ND	D12	4300	280	ug/kg dry	20.0	10/09/09 15:34	MKP	9J07128	8270C
2,4-Dichlorophenol	ND	D12	4300	220	ug/kg dry	20.0	10/09/09 15:34	MKP	9J07128	8270C
2,4-Dimethylphenol	ND	D12	4300	1200	ug/kg dry	20.0	10/09/09 15:34	MKP	9J07128	8270C
2,4-Dinitrophenol	ND	D12	8300	1500	ug/kg dry	20.0	10/09/09 15:34	MKP	9J07128	8270C
2,4-Dinitrotoluene	ND	D12	4300	660	ug/kg dry	20.0	10/09/09 15:34	MKP	9J07128	8270C
2,6-Dinitrotoluene	ND	D12	4300	1000	ug/kg dry	20.0	10/09/09 15:34	MKP	9J07128	8270C
2-Chloronaphthalene	ND	D12	4300	290	ug/kg dry	20.0	10/09/09 15:34	MKP	9J07128	8270C
2-Chlorophenol	ND	D12	4300	220	ug/kg dry	20.0	10/09/09 15:34	MKP	9J07128	8270C
2-Methylnaphthalene	**330**	D12,J	4300	52	ug/kg dry	20.0	10/09/09 15:34	MKP	9J07128	8270C
2-Methylphenol	ND	D12	4300	130	ug/kg dry	20.0	10/09/09 15:34	MKP	9J07128	8270C
2-Nitroaniline	ND	D12,L	8300	1400	ug/kg dry	20.0	10/09/09 15:34	MKP	9J07128	8270C
2-Nitrophenol	ND	D12	4300	190	ug/kg dry	20.0	10/09/09 15:34	MKP	9J07128	8270C
3,3'-Dichlorobenzidine	ND	D12,L	4300	3700	ug/kg dry	20.0	10/09/09 15:34	MKP	9J07128	8270C
3-Nitroaniline	ND	D12	8300	980	ug/kg dry	20.0	10/09/09 15:34	MKP	9J07128	8270C
4,6-Dinitro-2-methylphenol	ND	D12	8300	1500	ug/kg dry	20.0	10/09/09 15:34	MKP	9J07128	8270C
4-Bromophenyl phenyl ether	ND	D12	4300	1400	ug/kg dry	20.0	10/09/09 15:34	MKP	9J07128	8270C
4-Chloro-3-methylphenol	ND	D12	4300	180	ug/kg dry	20.0	10/09/09 15:34	MKP	9J07128	8270C
4-Chloroaniline	ND	D12	4300	1300	ug/kg dry	20.0	10/09/09 15:34	MKP	9J07128	8270C
4-Chlorophenyl phenyl ether	ND	D12	4300	91	ug/kg dry	20.0	10/09/09 15:34	MKP	9J07128	8270C
4-Methylphenol	ND	D12	4300	240	ug/kg dry	20.0	10/09/09 15:34	MKP	9J07128	8270C
4-Nitroaniline	ND	D12	8300	480	ug/kg dry	20.0	10/09/09 15:34	MKP	9J07128	8270C
4-Nitrophenol	ND	D12	8300	1000	ug/kg dry	20.0	10/09/09 15:34	MKP	9J07128	8270C
Acenaphthene	ND	D12	4300	50	ug/kg dry	20.0	10/09/09 15:34	MKP	9J07128	8270C
Acenaphthylene	**460**	D12,J	4300	35	ug/kg dry	20.0	10/09/09 15:34	MKP	9J07128	8270C
Acetophenone	ND	D12	4300	220	ug/kg dry	20.0	10/09/09 15:34	MKP	9J07128	8270C
Anthracene	**350**	D12,B, J	4300	110	ug/kg dry	20.0	10/09/09 15:34	MKP	9J07128	8270C
Atrazine	ND	D12	4300	190	ug/kg dry	20.0	10/09/09 15:34	MKP	9J07128	8270C
Benzaldehyde	ND	D12	4300	470	ug/kg dry	20.0	10/09/09 15:34	MKP	9J07128	8270C
Benzo(a)anthracene	**2300**	D12,B, J	4300	74	ug/kg dry	20.0	10/09/09 15:34	MKP	9J07128	8270C
Benzo(a)pyrene	**2400**	D12,B, J	4300	100	ug/kg dry	20.0	10/09/09 15:34	MKP	9J07128	8270C
Benzo(b)fluoranthene	**3800**	D12,B, J	4300	83	ug/kg dry	20.0	10/09/09 15:34	MKP	9J07128	8270C
Benzo(ghi)perylene	**1900**	D12,J	4300	51	ug/kg dry	20.0	10/09/09 15:34	MKP	9J07128	8270C
Benzo(k)fluoranthene	**1600**	D12,B, J	4300	47	ug/kg dry	20.0	10/09/09 15:34	MKP	9J07128	8270C
Biphenyl	ND	D12	4300	270	ug/kg dry	20.0	10/09/09 15:34	MKP	9J07128	8270C
Bis(2-chloroethoxy)methane	ND	D12	4300	230	ug/kg dry	20.0	10/09/09 15:34	MKP	9J07128	8270C
Bis(2-chloroethyl)ether	ND	D12	4300	370	ug/kg dry	20.0	10/09/09 15:34	MKP	9J07128	8270C
2,2'-Oxybis(1-Chloropropane)	ND	D12	4300	450	ug/kg dry	20.0	10/09/09 15:34	MKP	9J07128	8270C
Bis(2-ethylhexyl) phthalate	ND	D12	4300	1400	ug/kg dry	20.0	10/09/09 15:34	MKP	9J07128	8270C
Butyl benzyl phthalate	ND	D12	4300	1100	ug/kg dry	20.0	10/09/09 15:34	MKP	9J07128	8270C
Caprolactam	ND	D12	4300	1800	ug/kg dry	20.0	10/09/09 15:34	MKP	9J07128	8270C
Carbazole	ND	D12,B	4300	49	ug/kg dry	20.0	10/09/09 15:34	MKP	9J07128	8270C
Chrysene	**2600**	D12,B, J	4300	43	ug/kg dry	20.0	10/09/09 15:34	MKP	9J07128	8270C
Dibenzo(a,h)anthracene	**500**	D12,J	4300	50	ug/kg dry	20.0	10/09/09 15:34	MKP	9J07128	8270C
Dibenzofuran	ND	D12	4300	44	ug/kg dry	20.0	10/09/09 15:34	MKP	9J07128	8270C

Benchmark Environmental & Engineering Science
2558 Hamburg Turnpike, Suite 300
Lackawanna, NY 14218

SDG Number: RSJ0493

Project: Benchmark - Solsil site
Project Number: TURN-0002

Received: 10/07/09-10/08/09
Reported: 10/28/09 17:00

Analytical Report

Client ID: SS-1 (RSJ0493-01 - Solid) - cont. **Sampled: 10/06/09 10:30** **Recvd: 10/07/09 10:55**

Analyte	Sample Result	Data Qualifiers	RL	MDL	Units	Dil Fac	Date Analyzed	Lab Tech	Batch	Method
Semivolatile Organics by GC/MS - cont.										
Diethyl phthalate	ND	D12,B	4300	130	ug/kg dry	20.0	10/09/09 15:34	MKP	9J07128	8270C
Dimethyl phthalate	ND	D12	4300	110	ug/kg dry	20.0	10/09/09 15:34	MKP	9J07128	8270C
Di-n-butyl phthalate	ND	D12	4300	1500	ug/kg dry	20.0	10/09/09 15:34	MKP	9J07128	8270C
Di-n-octyl phthalate	ND	D12	4300	100	ug/kg dry	20.0	10/09/09 15:34	MKP	9J07128	8270C
Fluoranthene	**3700**	D12,J, B	4300	62	ug/kg dry	20.0	10/09/09 15:34	MKP	9J07128	8270C
Fluorene	ND	D12	4300	98	ug/kg dry	20.0	10/09/09 15:34	MKP	9J07128	8270C
Hexachlorobenzene	ND	D12	4300	210	ug/kg dry	20.0	10/09/09 15:34	MKP	9J07128	8270C
Hexachlorobutadiene	ND	D12	4300	220	ug/kg dry	20.0	10/09/09 15:34	MKP	9J07128	8270C
Hexachlorocyclopentadiene	ND	D12	4300	1300	ug/kg dry	20.0	10/09/09 15:34	MKP	9J07128	8270C
Hexachloroethane	ND	D12	4300	330	ug/kg dry	20.0	10/09/09 15:34	MKP	9J07128	8270C
Indeno(1,2,3-cd)pyrene	**1700**	D12,J, B	4300	120	ug/kg dry	20.0	10/09/09 15:34	MKP	9J07128	8270C
Isophorone	ND	D12	4300	210	ug/kg dry	20.0	10/09/09 15:34	MKP	9J07128	8270C
Naphthalene	ND	D12	4300	71	ug/kg dry	20.0	10/09/09 15:34	MKP	9J07128	8270C
Nitrobenzene	ND	D12	4300	190	ug/kg dry	20.0	10/09/09 15:34	MKP	9J07128	8270C
N-Nitrosodi-n-propylamine	ND	D12	4300	340	ug/kg dry	20.0	10/09/09 15:34	MKP	9J07128	8270C
N-Nitrosodiphenylamine	ND	D12,L	4300	230	ug/kg dry	20.0	10/09/09 15:34	MKP	9J07128	8270C
Pentachlorophenol	ND	D12	8300	1500	ug/kg dry	20.0	10/09/09 15:34	MKP	9J07128	8270C
Phenanthrene	**980**	D12,B, J	4300	89	ug/kg dry	20.0	10/09/09 15:34	MKP	9J07128	8270C
Phenol	ND	D12	4300	450	ug/kg dry	20.0	10/09/09 15:34	MKP	9J07128	8270C
Pyrene	**3300**	D12,J, B	4300	28	ug/kg dry	20.0	10/09/09 15:34	MKP	9J07128	8270C
2,4,6-Tribromophenol	*72 %*	*D12*	*Surr Limits: (39-146%)*				*10/09/09 15:34*	*MKP*	*9J07128*	*8270C*
2-Fluorobiphenyl	*102 %*	*D12*	*Surr Limits: (37-120%)*				*10/09/09 15:34*	*MKP*	*9J07128*	*8270C*
2-Fluorophenol	*70 %*	*D12*	*Surr Limits: (18-120%)*				*10/09/09 15:34*	*MKP*	*9J07128*	*8270C*
Nitrobenzene-d5	*80 %*	*D12*	*Surr Limits: (34-132%)*				*10/09/09 15:34*	*MKP*	*9J07128*	*8270C*
Phenol-d5	*76 %*	*D12*	*Surr Limits: (11-120%)*				*10/09/09 15:34*	*MKP*	*9J07128*	*8270C*
p-Terphenyl-d14	*90 %*	*D12*	*Surr Limits: (58-147%)*				*10/09/09 15:34*	*MKP*	*9J07128*	*8270C*
Polychlorinated Biphenyls by EPA Method 8082										
Aroclor 1016	ND		21	4.1	ug/kg dry	1.00	10/09/09 10:52	SCH	9J07127	8082
Aroclor 1221	ND		21	4.1	ug/kg dry	1.00	10/09/09 10:52	SCH	9J07127	8082
Aroclor 1232	ND		21	4.1	ug/kg dry	1.00	10/09/09 10:52	SCH	9J07127	8082
Aroclor 1242	ND		21	4.5	ug/kg dry	1.00	10/09/09 10:52	SCH	9J07127	8082
Aroclor 1248	ND		21	4.1	ug/kg dry	1.00	10/09/09 10:52	SCH	9J07127	8082
Aroclor 1254	**51**		21	4.4	ug/kg dry	1.00	10/09/09 10:52	SCH	9J07127	8082
Aroclor 1260	**51**		21	4.4	ug/kg dry	1.00	10/09/09 10:52	SCH	9J07127	8082
Decachlorobiphenyl	*70 %*		*Surr Limits: (34-148%)*				*10/09/09 10:52*	*SCH*	*9J07127*	*8082*
Tetrachloro-m-xylene	*73 %*		*Surr Limits: (35-134%)*				*10/09/09 10:52*	*SCH*	*9J07127*	*8082*
Total Metals by SW 846 Series Methods										
Aluminum	**14800**		13.7	NR	mg/kg dry	1.00	10/10/09 00:38	DAN	9J08087	6010B
Antimony	ND		20.5	NR	mg/kg dry	1.00	10/10/09 00:38	DAN	9J08087	6010B
Arsenic	**22.4**		2.7	NR	mg/kg dry	1.00	10/10/09 00:38	DAN	9J08087	6010B
Barium	**213**		0.684	NR	mg/kg dry	1.00	10/10/09 00:38	DAN	9J08087	6010B
Beryllium	**1.05**		0.274	NR	mg/kg dry	1.00	10/10/09 00:38	DAN	9J08087	6010B
Cadmium	**1.12**		0.274	NR	mg/kg dry	1.00	10/10/09 00:38	DAN	9J08087	6010B
Calcium	**25300**		68.4	NR	mg/kg dry	1.00	10/10/09 00:38	DAN	9J08087	6010B
Chromium	**466**		0.684	NR	mg/kg dry	1.00	10/10/09 00:38	DAN	9J08087	6010B

Benchmark Environmental & Engineering Science
2558 Hamburg Turnpike, Suite 300
Lackawanna, NY 14218

SDG Number: RSJ0493

Project: Benchmark - Solsil site
Project Number: TURN-0002

Received: 10/07/09-10/08/09
Reported: 10/28/09 17:00

Analytical Report

Analyte	Sample Result	Data Qualifiers	RL	MDL	Units	Dil Fac	Date Analyzed	Lab Tech	Batch	Method
Client ID: SS-1 (RSJ0493-01 - Solid) - cont.						**Sampled: 10/06/09 10:30**		**Recvd: 10/07/09 10:55**		
Total Metals by SW 846 Series Methods - cont.										
Cobalt	**18.6**		0.684	NR	mg/kg dry	1.00	10/10/09 00:38	DAN	9J08087	6010B
Copper	**132**		1.4	NR	mg/kg dry	1.00	10/10/09 00:38	DAN	9J08087	6010B
Iron	**40700**		13.7	NR	mg/kg dry	1.00	10/10/09 00:38	DAN	9J08087	6010B
Lead	**106**		1.4	NR	mg/kg dry	1.00	10/10/09 00:38	DAN	9J08087	6010B
Magnesium	**11200**		27.4	NR	mg/kg dry	1.00	10/10/09 00:38	DAN	9J08087	6010B
Manganese	**8180**	D08	2.7	NR	mg/kg dry	10.0	10/12/09 14:18	DAN	9J08087	6010B
Nickel	**262**		6.84	NR	mg/kg dry	1.00	10/10/09 00:38	DAN	9J08087	6010B
Potassium	**1790**		41.0	NR	mg/kg dry	1.00	10/10/09 00:38	DAN	9J08087	6010B
Selenium	ND		5.5	NR	mg/kg dry	1.00	10/10/09 00:38	DAN	9J08087	6010B
Silver	ND		0.684	NR	mg/kg dry	1.00	10/10/09 00:38	DAN	9J08087	6010B
Sodium	**847**		191	NR	mg/kg dry	1.00	10/10/09 00:38	DAN	9J08087	6010B
Thallium	ND		8.2	NR	mg/kg dry	1.00	10/10/09 00:38	DAN	9J08087	6010B
Vanadium	**29.9**		0.684	NR	mg/kg dry	1.00	10/10/09 00:38	DAN	9J08087	6010B
Zinc	**318**		2.7	NR	mg/kg dry	1.00	10/10/09 00:38	DAN	9J08087	6010B
Mercury	**0.0515**		0.0268	NR	mg/kg dry	1.00	10/12/09 13:31	MXM	9J09118	7471A
General Chemistry Parameters										
Percent Solids	**78**		0.010	NR	%	1.00	10/08/09 16:00	JR	9J08061	Dry Weight

Benchmark Environmental & Engineering Science
2558 Hamburg Turnpike, Suite 300
Lackawanna, NY 14218

SDG Number: RSJ0493

Project: Benchmark - Solsil site
Project Number: TURN-0002

Received: 10/07/09-10/08/09
Reported: 10/28/09 17:00

Analytical Report

Client ID: SS-2 (RSJ0493-02 - Solid) — **Sampled: 10/06/09 12:50** — **Recvd: 10/07/09 10:55**

Semivolatile Organics by GC/MS

Analyte	Sample Result	Data Qualifiers	RL	MDL	Units	Dil Fac	Date Analyzed	Lab Tech	Batch	Method
2,4,5-Trichlorophenol	ND	D10	2000	420	ug/kg dry	10.0	10/09/09 15:58	MKP	9J07128	8270C
2,4,6-Trichlorophenol	ND	D10	2000	130	ug/kg dry	10.0	10/09/09 15:58	MKP	9J07128	8270C
2,4-Dichlorophenol	ND	D10	2000	100	ug/kg dry	10.0	10/09/09 15:58	MKP	9J07128	8270C
2,4-Dimethylphenol	ND	D10	2000	530	ug/kg dry	10.0	10/09/09 15:58	MKP	9J07128	8270C
2,4-Dinitrophenol	ND	D10	3800	680	ug/kg dry	10.0	10/09/09 15:58	MKP	9J07128	8270C
2,4-Dinitrotoluene	ND	D10	2000	300	ug/kg dry	10.0	10/09/09 15:58	MKP	9J07128	8270C
2,6-Dinitrotoluene	ND	D10	2000	480	ug/kg dry	10.0	10/09/09 15:58	MKP	9J07128	8270C
2-Chloronaphthalene	ND	D10	2000	130	ug/kg dry	10.0	10/09/09 15:58	MKP	9J07128	8270C
2-Chlorophenol	ND	D10	2000	99	ug/kg dry	10.0	10/09/09 15:58	MKP	9J07128	8270C
2-Methylnaphthalene	ND	D10	2000	24	ug/kg dry	10.0	10/09/09 15:58	MKP	9J07128	8270C
2-Methylphenol	ND	D10	2000	60	ug/kg dry	10.0	10/09/09 15:58	MKP	9J07128	8270C
2-Nitroaniline	ND	D10,L	3800	620	ug/kg dry	10.0	10/09/09 15:58	MKP	9J07128	8270C
2-Nitrophenol	ND	D10	2000	89	ug/kg dry	10.0	10/09/09 15:58	MKP	9J07128	8270C
3,3'-Dichlorobenzidine	ND	D10,L	2000	1700	ug/kg dry	10.0	10/09/09 15:58	MKP	9J07128	8270C
3-Nitroaniline	ND	D10	3800	450	ug/kg dry	10.0	10/09/09 15:58	MKP	9J07128	8270C
4,6-Dinitro-2-methylphenol	ND	D10	3800	670	ug/kg dry	10.0	10/09/09 15:58	MKP	9J07128	8270C
4-Bromophenyl phenyl ether	ND	D10	2000	620	ug/kg dry	10.0	10/09/09 15:58	MKP	9J07128	8270C
4-Chloro-3-methylphenol	ND	D10	2000	80	ug/kg dry	10.0	10/09/09 15:58	MKP	9J07128	8270C
4-Chloroaniline	ND	D10	2000	570	ug/kg dry	10.0	10/09/09 15:58	MKP	9J07128	8270C
4-Chlorophenyl phenyl ether	ND	D10	2000	42	ug/kg dry	10.0	10/09/09 15:58	MKP	9J07128	8270C
4-Methylphenol	ND	D10	2000	110	ug/kg dry	10.0	10/09/09 15:58	MKP	9J07128	8270C
4-Nitroaniline	ND	D10	3800	220	ug/kg dry	10.0	10/09/09 15:58	MKP	9J07128	8270C
4-Nitrophenol	ND	D10	3800	470	ug/kg dry	10.0	10/09/09 15:58	MKP	9J07128	8270C
Acenaphthene	ND	D10	2000	23	ug/kg dry	10.0	10/09/09 15:58	MKP	9J07128	8270C
Acenaphthylene	ND	D10	2000	16	ug/kg dry	10.0	10/09/09 15:58	MKP	9J07128	8270C
Acetophenone	ND	D10	2000	100	ug/kg dry	10.0	10/09/09 15:58	MKP	9J07128	8270C
Anthracene	ND	D10,B	2000	50	ug/kg dry	10.0	10/09/09 15:58	MKP	9J07128	8270C
Atrazine	ND	D10	2000	87	ug/kg dry	10.0	10/09/09 15:58	MKP	9J07128	8270C
Benzaldehyde	ND	D10	2000	210	ug/kg dry	10.0	10/09/09 15:58	MKP	9J07128	8270C
Benzo(a)anthracene	**210**	D10,B, J	2000	34	ug/kg dry	10.0	10/09/09 15:58	MKP	9J07128	8270C
Benzo(a)pyrene	**220**	D10,B, J	2000	47	ug/kg dry	10.0	10/09/09 15:58	MKP	9J07128	8270C
Benzo(b)fluoranthene	**410**	D10,B, J	2000	38	ug/kg dry	10.0	10/09/09 15:58	MKP	9J07128	8270C
Benzo(ghi)perylene	**220**	D10,J	2000	23	ug/kg dry	10.0	10/09/09 15:58	MKP	9J07128	8270C
Benzo(k)fluoranthene	**92**	D10,B, J	2000	21	ug/kg dry	10.0	10/09/09 15:58	MKP	9J07128	8270C
Biphenyl	ND	D10	2000	120	ug/kg dry	10.0	10/09/09 15:58	MKP	9J07128	8270C
Bis(2-chloroethoxy)methane	ND	D10	2000	110	ug/kg dry	10.0	10/09/09 15:58	MKP	9J07128	8270C
Bis(2-chloroethyl)ether	ND	D10	2000	170	ug/kg dry	10.0	10/09/09 15:58	MKP	9J07128	8270C
2,2'-Oxybis(1-Chloropropane)	ND	D10	2000	200	ug/kg dry	10.0	10/09/09 15:58	MKP	9J07128	8270C
Bis(2-ethylhexyl) phthalate	ND	D10	2000	630	ug/kg dry	10.0	10/09/09 15:58	MKP	9J07128	8270C
Butyl benzyl phthalate	ND	D10	2000	520	ug/kg dry	10.0	10/09/09 15:58	MKP	9J07128	8270C
Caprolactam	ND	D10	2000	840	ug/kg dry	10.0	10/09/09 15:58	MKP	9J07128	8270C
Carbazole	ND	D10,B	2000	23	ug/kg dry	10.0	10/09/09 15:58	MKP	9J07128	8270C
Chrysene	**330**	D10,B, J	2000	19	ug/kg dry	10.0	10/09/09 15:58	MKP	9J07128	8270C
Dibenzo(a,h)anthracene	ND	D10	2000	23	ug/kg dry	10.0	10/09/09 15:58	MKP	9J07128	8270C
Dibenzofuran	ND	D10	2000	20	ug/kg dry	10.0	10/09/09 15:58	MKP	9J07128	8270C

Benchmark Environmental & Engineering Science
2558 Hamburg Turnpike, Suite 300
Lackawanna, NY 14218

SDG Number: RSJ0493

Project: Benchmark - Solsil site
Project Number: TURN-0002

Received: 10/07/09-10/08/09
Reported: 10/28/09 17:00

Analytical Report

Client ID: SS-2 (RSJ0493-02 - Solid) - cont. **Sampled: 10/06/09 12:50** **Recvd: 10/07/09 10:55**

Analyte	Sample Result	Data Qualifiers	RL	MDL	Units	Dil Fac	Date Analyzed	Lab Tech	Batch	Method
Semivolatile Organics by GC/MS - cont.										
Diethyl phthalate	ND	D10,B	2000	59	ug/kg dry	10.0	10/09/09 15:58	MKP	9J07128	8270C
Dimethyl phthalate	ND	D10	2000	51	ug/kg dry	10.0	10/09/09 15:58	MKP	9J07128	8270C
Di-n-butyl phthalate	ND	D10	2000	670	ug/kg dry	10.0	10/09/09 15:58	MKP	9J07128	8270C
Di-n-octyl phthalate	ND	D10	2000	46	ug/kg dry	10.0	10/09/09 15:58	MKP	9J07128	8270C
Fluoranthene	**330**	D10,B, J	2000	28	ug/kg dry	10.0	10/09/09 15:58	MKP	9J07128	8270C
Fluorene	ND	D10	2000	45	ug/kg dry	10.0	10/09/09 15:58	MKP	9J07128	8270C
Hexachlorobenzene	ND	D10	2000	97	ug/kg dry	10.0	10/09/09 15:58	MKP	9J07128	8270C
Hexachlorobutadiene	ND	D10	2000	100	ug/kg dry	10.0	10/09/09 15:58	MKP	9J07128	8270C
Hexachlorocyclopentadiene	ND	D10	2000	590	ug/kg dry	10.0	10/09/09 15:58	MKP	9J07128	8270C
Hexachloroethane	ND	D10	2000	150	ug/kg dry	10.0	10/09/09 15:58	MKP	9J07128	8270C
Indeno(1,2,3-cd)pyrene	**180**	D10,B, J	2000	54	ug/kg dry	10.0	10/09/09 15:58	MKP	9J07128	8270C
Isophorone	ND	D10	2000	97	ug/kg dry	10.0	10/09/09 15:58	MKP	9J07128	8270C
Naphthalene	ND	D10	2000	32	ug/kg dry	10.0	10/09/09 15:58	MKP	9J07128	8270C
Nitrobenzene	ND	D10	2000	86	ug/kg dry	10.0	10/09/09 15:58	MKP	9J07128	8270C
N-Nitrosodi-n-propylamine	ND	D10	2000	150	ug/kg dry	10.0	10/09/09 15:58	MKP	9J07128	8270C
N-Nitrosodiphenylamine	ND	D10,L	2000	110	ug/kg dry	10.0	10/09/09 15:58	MKP	9J07128	8270C
Pentachlorophenol	ND	D10	3800	670	ug/kg dry	10.0	10/09/09 15:58	MKP	9J07128	8270C
Phenanthrene	**200**	D10,B, J	2000	41	ug/kg dry	10.0	10/09/09 15:58	MKP	9J07128	8270C
Phenol	ND	D10	2000	200	ug/kg dry	10.0	10/09/09 15:58	MKP	9J07128	8270C
Pyrene	**280**	D10,B, J	2000	13	ug/kg dry	10.0	10/09/09 15:58	MKP	9J07128	8270C
2,4,6-Tribromophenol	*81 %*	*D10*	*Surr Limits: (39-146%)*				*10/09/09 15:58*	*MKP*	*9J07128*	*8270C*
2-Fluorobiphenyl	*86 %*	*D10*	*Surr Limits: (37-120%)*				*10/09/09 15:58*	*MKP*	*9J07128*	*8270C*
2-Fluorophenol	*56 %*	*D10*	*Surr Limits: (18-120%)*				*10/09/09 15:58*	*MKP*	*9J07128*	*8270C*
Nitrobenzene-d5	*69 %*	*D10*	*Surr Limits: (34-132%)*				*10/09/09 15:58*	*MKP*	*9J07128*	*8270C*
Phenol-d5	*66 %*	*D10*	*Surr Limits: (11-120%)*				*10/09/09 15:58*	*MKP*	*9J07128*	*8270C*
p-Terphenyl-d14	*88 %*	*D10*	*Surr Limits: (58-147%)*				*10/09/09 15:58*	*MKP*	*9J07128*	*8270C*
Polychlorinated Biphenyls by EPA Method 8082										
Aroclor 1016	ND		19	3.8	ug/kg dry	1.00	10/09/09 11:07	SCH	9J07127	8082
Aroclor 1221	ND		19	3.8	ug/kg dry	1.00	10/09/09 11:07	SCH	9J07127	8082
Aroclor 1232	ND		19	3.8	ug/kg dry	1.00	10/09/09 11:07	SCH	9J07127	8082
Aroclor 1242	ND		19	4.2	ug/kg dry	1.00	10/09/09 11:07	SCH	9J07127	8082
Aroclor 1248	ND		19	3.8	ug/kg dry	1.00	10/09/09 11:07	SCH	9J07127	8082
Aroclor 1254	**7.5**	J	19	4.1	ug/kg dry	1.00	10/09/09 11:07	SCH	9J07127	8082
Aroclor 1260	ND		19	4.1	ug/kg dry	1.00	10/09/09 11:07	SCH	9J07127	8082
Decachlorobiphenyl	*77 %*		*Surr Limits: (34-148%)*				*10/09/09 11:07*	*SCH*	*9J07127*	*8082*
Tetrachloro-m-xylene	*90 %*		*Surr Limits: (35-134%)*				*10/09/09 11:07*	*SCH*	*9J07127*	*8082*
Total Metals by SW 846 Series Methods										
Aluminum	**1230**		11.7	NR	mg/kg dry	1.00	10/10/09 00:43	DAN	9J08087	6010B
Antimony	ND		17.5	NR	mg/kg dry	1.00	10/10/09 00:43	DAN	9J08087	6010B
Arsenic	**7.1**		2.3	NR	mg/kg dry	1.00	10/10/09 00:43	DAN	9J08087	6010B
Barium	**22.2**		0.585	NR	mg/kg dry	1.00	10/10/09 00:43	DAN	9J08087	6010B
Beryllium	**0.234**		0.234	NR	mg/kg dry	1.00	10/10/09 00:43	DAN	9J08087	6010B
Cadmium	**0.620**		0.234	NR	mg/kg dry	1.00	10/10/09 00:43	DAN	9J08087	6010B
Calcium	**37500**		58.5	NR	mg/kg dry	1.00	10/10/09 00:43	DAN	9J08087	6010B
Chromium	**88.1**		0.585	NR	mg/kg dry	1.00	10/10/09 00:43	DAN	9J08087	6010B

Benchmark Environmental & Engineering Science
2558 Hamburg Turnpike, Suite 300
Lackawanna, NY 14218

SDG Number: RSJ0493

Project: Benchmark - Solsil site
Project Number: TURN-0002

Received: 10/07/09-10/08/09
Reported: 10/28/09 17:00

Analytical Report

Analyte	Sample Result	Data Qualifiers	RL	MDL	Units	Dil Fac	Date Analyzed	Lab Tech	Batch	Method
Client ID: SS-2 (RSJ0493-02 - Solid) - cont.						**Sampled: 10/06/09 12:50**		**Recvd: 10/07/09 10:55**		
Total Metals by SW 846 Series Methods - cont.										
Cobalt	**3.73**		0.585	NR	mg/kg dry	1.00	10/10/09 00:43	DAN	9J08087	6010B
Copper	**29.7**		1.2	NR	mg/kg dry	1.00	10/10/09 00:43	DAN	9J08087	6010B
Iron	**10700**		11.7	NR	mg/kg dry	1.00	10/10/09 00:43	DAN	9J08087	6010B
Lead	**39.0**		1.2	NR	mg/kg dry	1.00	10/10/09 00:43	DAN	9J08087	6010B
Magnesium	**18300**		23.4	NR	mg/kg dry	1.00	10/10/09 00:43	DAN	9J08087	6010B
Manganese	**532**	B3	0.2	NR	mg/kg dry	1.00	10/10/09 00:43	DAN	9J08087	6010B
Nickel	**85.4**		5.85	NR	mg/kg dry	1.00	10/10/09 00:43	DAN	9J08087	6010B
Potassium	**467**		35.1	NR	mg/kg dry	1.00	10/10/09 00:43	DAN	9J08087	6010B
Selenium	ND		4.7	NR	mg/kg dry	1.00	10/10/09 00:43	DAN	9J08087	6010B
Silver	ND		0.585	NR	mg/kg dry	1.00	10/10/09 00:43	DAN	9J08087	6010B
Sodium	ND		164	NR	mg/kg dry	1.00	10/10/09 00:43	DAN	9J08087	6010B
Thallium	ND		7.0	NR	mg/kg dry	1.00	10/10/09 00:43	DAN	9J08087	6010B
Vanadium	**4.57**		0.585	NR	mg/kg dry	1.00	10/10/09 00:43	DAN	9J08087	6010B
Zinc	**1670**	D08	11.7	NR	mg/kg dry	5.00	10/12/09 14:23	DAN	9J08087	6010B
Mercury	ND		0.0242	NR	mg/kg dry	1.00	10/12/09 13:33	MXM	9J09118	7471A
General Chemistry Parameters										
Percent Solids	**86**		0.010	NR	%	1.00	10/08/09 16:02	JR	9J08061	Dry Weight

Benchmark Environmental & Engineering Science
2558 Hamburg Turnpike, Suite 300
Lackawanna, NY 14218

SDG Number: RSJ0493

Project: Benchmark - Solsil site
Project Number: TURN-0002

Received: 10/07/09-10/08/09
Reported: 10/28/09 17:00

Analytical Report

Client ID: SS-3 (RSJ0493-03 - Solid) — **Sampled: 10/06/09 13:30** — **Recvd: 10/07/09 10:55**

Semivolatile Organics by GC/MS

Analyte	Sample Result	Data Qualifiers	RL	MDL	Units	Dil Fac	Date Analyzed	Lab Tech	Batch	Method
2,4,5-Trichlorophenol	ND	D10	1900	410	ug/kg dry	10.0	10/09/09 16:23	MKP	9J07128	8270C
2,4,6-Trichlorophenol	ND	D10	1900	130	ug/kg dry	10.0	10/09/09 16:23	MKP	9J07128	8270C
2,4-Dichlorophenol	ND	D10	1900	99	ug/kg dry	10.0	10/09/09 16:23	MKP	9J07128	8270C
2,4-Dimethylphenol	ND	D10	1900	510	ug/kg dry	10.0	10/09/09 16:23	MKP	9J07128	8270C
2,4-Dinitrophenol	ND	D10	3700	660	ug/kg dry	10.0	10/09/09 16:23	MKP	9J07128	8270C
2,4-Dinitrotoluene	ND	D10	1900	290	ug/kg dry	10.0	10/09/09 16:23	MKP	9J07128	8270C
2,6-Dinitrotoluene	ND	D10	1900	460	ug/kg dry	10.0	10/09/09 16:23	MKP	9J07128	8270C
2-Chloronaphthalene	ND	D10	1900	130	ug/kg dry	10.0	10/09/09 16:23	MKP	9J07128	8270C
2-Chlorophenol	ND	D10	1900	96	ug/kg dry	10.0	10/09/09 16:23	MKP	9J07128	8270C
2-Methylnaphthalene	**130**	D10,J	1900	23	ug/kg dry	10.0	10/09/09 16:23	MKP	9J07128	8270C
2-Methylphenol	ND	D10	1900	58	ug/kg dry	10.0	10/09/09 16:23	MKP	9J07128	8270C
2-Nitroaniline	ND	D10,L	3700	610	ug/kg dry	10.0	10/09/09 16:23	MKP	9J07128	8270C
2-Nitrophenol	ND	D10	1900	87	ug/kg dry	10.0	10/09/09 16:23	MKP	9J07128	8270C
3,3'-Dichlorobenzidine	ND	D10,L	1900	1700	ug/kg dry	10.0	10/09/09 16:23	MKP	9J07128	8270C
3-Nitroaniline	ND	D10	3700	440	ug/kg dry	10.0	10/09/09 16:23	MKP	9J07128	8270C
4,6-Dinitro-2-methylphenol	ND	D10	3700	650	ug/kg dry	10.0	10/09/09 16:23	MKP	9J07128	8270C
4-Bromophenyl phenyl ether	ND	D10	1900	600	ug/kg dry	10.0	10/09/09 16:23	MKP	9J07128	8270C
4-Chloro-3-methylphenol	ND	D10	1900	78	ug/kg dry	10.0	10/09/09 16:23	MKP	9J07128	8270C
4-Chloroaniline	ND	D10	1900	560	ug/kg dry	10.0	10/09/09 16:23	MKP	9J07128	8270C
4-Chlorophenyl phenyl ether	ND	D10	1900	40	ug/kg dry	10.0	10/09/09 16:23	MKP	9J07128	8270C
4-Methylphenol	ND	D10	1900	110	ug/kg dry	10.0	10/09/09 16:23	MKP	9J07128	8270C
4-Nitroaniline	ND	D10	3700	210	ug/kg dry	10.0	10/09/09 16:23	MKP	9J07128	8270C
4-Nitrophenol	ND	D10	3700	460	ug/kg dry	10.0	10/09/09 16:23	MKP	9J07128	8270C
Acenaphthene	ND	D10	1900	22	ug/kg dry	10.0	10/09/09 16:23	MKP	9J07128	8270C
Acenaphthylene	ND	D10	1900	16	ug/kg dry	10.0	10/09/09 16:23	MKP	9J07128	8270C
Acetophenone	ND	D10	1900	97	ug/kg dry	10.0	10/09/09 16:23	MKP	9J07128	8270C
Anthracene	ND	D10,B	1900	49	ug/kg dry	10.0	10/09/09 16:23	MKP	9J07128	8270C
Atrazine	ND	D10	1900	84	ug/kg dry	10.0	10/09/09 16:23	MKP	9J07128	8270C
Benzaldehyde	ND	D10	1900	210	ug/kg dry	10.0	10/09/09 16:23	MKP	9J07128	8270C
Benzo(a)anthracene	**300**	D10,B, J	1900	33	ug/kg dry	10.0	10/09/09 16:23	MKP	9J07128	8270C
Benzo(a)pyrene	**280**	D10,B, J	1900	46	ug/kg dry	10.0	10/09/09 16:23	MKP	9J07128	8270C
Benzo(b)fluoranthene	**520**	D10,B, J	1900	37	ug/kg dry	10.0	10/09/09 16:23	MKP	9J07128	8270C
Benzo(ghi)perylene	**330**	D10,J	1900	23	ug/kg dry	10.0	10/09/09 16:23	MKP	9J07128	8270C
Benzo(k)fluoranthene	**140**	D10,B, J	1900	21	ug/kg dry	10.0	10/09/09 16:23	MKP	9J07128	8270C
Biphenyl	ND	D10	1900	120	ug/kg dry	10.0	10/09/09 16:23	MKP	9J07128	8270C
Bis(2-chloroethoxy)methane	ND	D10	1900	100	ug/kg dry	10.0	10/09/09 16:23	MKP	9J07128	8270C
Bis(2-chloroethyl)ether	ND	D10	1900	160	ug/kg dry	10.0	10/09/09 16:23	MKP	9J07128	8270C
2,2'-Oxybis(1-Chloropropane)	ND	D10	1900	200	ug/kg dry	10.0	10/09/09 16:23	MKP	9J07128	8270C
Bis(2-ethylhexyl) phthalate	ND	D10	1900	610	ug/kg dry	10.0	10/09/09 16:23	MKP	9J07128	8270C
Butyl benzyl phthalate	ND	D10	1900	510	ug/kg dry	10.0	10/09/09 16:23	MKP	9J07128	8270C
Caprolactam	ND	D10	1900	820	ug/kg dry	10.0	10/09/09 16:23	MKP	9J07128	8270C
Carbazole	ND	D10,B	1900	22	ug/kg dry	10.0	10/09/09 16:23	MKP	9J07128	8270C
Chrysene	**350**	D10,B, J	1900	19	ug/kg dry	10.0	10/09/09 16:23	MKP	9J07128	8270C
Dibenzo(a,h)anthracene	ND	D10	1900	22	ug/kg dry	10.0	10/09/09 16:23	MKP	9J07128	8270C
Dibenzofuran	ND	D10	1900	20	ug/kg dry	10.0	10/09/09 16:23	MKP	9J07128	8270C

Benchmark Environmental & Engineering Science
2558 Hamburg Turnpike, Suite 300
Lackawanna, NY 14218

SDG Number: RSJ0493

Project: Benchmark - Solsil site
Project Number: TURN-0002

Received: 10/07/09-10/08/09
Reported: 10/28/09 17:00

Analytical Report

Client ID: SS-3 (RSJ0493-03 - Solid) - cont. **Sampled: 10/06/09 13:30** **Recvd: 10/07/09 10:55**

Analyte	Sample Result	Data Qualifiers	RL	MDL	Units	Dil Fac	Date Analyzed	Lab Tech	Batch	Method
Semivolatile Organics by GC/MS - cont.										
Diethyl phthalate	ND	D10,B	1900	57	ug/kg dry	10.0	10/09/09 16:23	MKP	9J07128	8270C
Dimethyl phthalate	ND	D10	1900	49	ug/kg dry	10.0	10/09/09 16:23	MKP	9J07128	8270C
Di-n-butyl phthalate	ND	D10	1900	660	ug/kg dry	10.0	10/09/09 16:23	MKP	9J07128	8270C
Di-n-octyl phthalate	ND	D10	1900	44	ug/kg dry	10.0	10/09/09 16:23	MKP	9J07128	8270C
Fluoranthene	**480**	D10,B, J	1900	27	ug/kg dry	10.0	10/09/09 16:23	MKP	9J07128	8270C
Fluorene	ND	D10	1900	44	ug/kg dry	10.0	10/09/09 16:23	MKP	9J07128	8270C
Hexachlorobenzene	ND	D10	1900	94	ug/kg dry	10.0	10/09/09 16:23	MKP	9J07128	8270C
Hexachlorobutadiene	ND	D10	1900	97	ug/kg dry	10.0	10/09/09 16:23	MKP	9J07128	8270C
Hexachlorocyclopentadiene	ND	D10	1900	570	ug/kg dry	10.0	10/09/09 16:23	MKP	9J07128	8270C
Hexachloroethane	ND	D10	1900	150	ug/kg dry	10.0	10/09/09 16:23	MKP	9J07128	8270C
Indeno(1,2,3-cd)pyrene	**250**	D10,B, J	1900	52	ug/kg dry	10.0	10/09/09 16:23	MKP	9J07128	8270C
Isophorone	ND	D10	1900	95	ug/kg dry	10.0	10/09/09 16:23	MKP	9J07128	8270C
Naphthalene	ND	D10	1900	32	ug/kg dry	10.0	10/09/09 16:23	MKP	9J07128	8270C
Nitrobenzene	ND	D10	1900	84	ug/kg dry	10.0	10/09/09 16:23	MKP	9J07128	8270C
N-Nitrosodi-n-propylamine	ND	D10	1900	150	ug/kg dry	10.0	10/09/09 16:23	MKP	9J07128	8270C
N-Nitrosodiphenylamine	ND	D10,L	1900	100	ug/kg dry	10.0	10/09/09 16:23	MKP	9J07128	8270C
Pentachlorophenol	ND	D10	3700	650	ug/kg dry	10.0	10/09/09 16:23	MKP	9J07128	8270C
Phenanthrene	**250**	D10,B, J	1900	40	ug/kg dry	10.0	10/09/09 16:23	MKP	9J07128	8270C
Phenol	ND	D10	1900	200	ug/kg dry	10.0	10/09/09 16:23	MKP	9J07128	8270C
Pyrene	**380**	D10,B, J	1900	12	ug/kg dry	10.0	10/09/09 16:23	MKP	9J07128	8270C
2,4,6-Tribromophenol	*93 %*	*D10*	*Surr Limits: (39-146%)*				*10/09/09 16:23*	*MKP*	*9J07128*	*8270C*
2-Fluorobiphenyl	*102 %*	*D10*	*Surr Limits: (37-120%)*				*10/09/09 16:23*	*MKP*	*9J07128*	*8270C*
2-Fluorophenol	*76 %*	*D10*	*Surr Limits: (18-120%)*				*10/09/09 16:23*	*MKP*	*9J07128*	*8270C*
Nitrobenzene-d5	*91 %*	*D10*	*Surr Limits: (34-132%)*				*10/09/09 16:23*	*MKP*	*9J07128*	*8270C*
Phenol-d5	*90 %*	*D10*	*Surr Limits: (11-120%)*				*10/09/09 16:23*	*MKP*	*9J07128*	*8270C*
p-Terphenyl-d14	*105 %*	*D10*	*Surr Limits: (58-147%)*				*10/09/09 16:23*	*MKP*	*9J07128*	*8270C*
Polychlorinated Biphenyls by EPA Method 8082										
Aroclor 1016	ND		19	3.7	ug/kg dry	1.00	10/09/09 11:22	SCH	9J07127	8082
Aroclor 1221	ND		19	3.7	ug/kg dry	1.00	10/09/09 11:22	SCH	9J07127	8082
Aroclor 1232	ND		19	3.7	ug/kg dry	1.00	10/09/09 11:22	SCH	9J07127	8082
Aroclor 1242	ND		19	4.1	ug/kg dry	1.00	10/09/09 11:22	SCH	9J07127	8082
Aroclor 1248	ND		19	3.7	ug/kg dry	1.00	10/09/09 11:22	SCH	9J07127	8082
Aroclor 1254	**14**	J	19	4.0	ug/kg dry	1.00	10/09/09 11:22	SCH	9J07127	8082
Aroclor 1260	ND		19	4.0	ug/kg dry	1.00	10/09/09 11:22	SCH	9J07127	8082
Decachlorobiphenyl	*80 %*		*Surr Limits: (34-148%)*				*10/09/09 11:22*	*SCH*	*9J07127*	*8082*
Tetrachloro-m-xylene	*90 %*		*Surr Limits: (35-134%)*				*10/09/09 11:22*	*SCH*	*9J07127*	*8082*
Total Metals by SW 846 Series Methods										
Aluminum	**2280**		10.5	NR	mg/kg dry	1.00	10/10/09 00:48	DAN	9J08087	6010B
Antimony	ND		15.8	NR	mg/kg dry	1.00	10/10/09 00:48	DAN	9J08087	6010B
Arsenic	**4.2**		2.1	NR	mg/kg dry	1.00	10/10/09 00:48	DAN	9J08087	6010B
Barium	**55.0**		0.526	NR	mg/kg dry	1.00	10/10/09 00:48	DAN	9J08087	6010B
Beryllium	**0.259**		0.211	NR	mg/kg dry	1.00	10/10/09 00:48	DAN	9J08087	6010B
Cadmium	**0.553**		0.211	NR	mg/kg dry	1.00	10/10/09 00:48	DAN	9J08087	6010B
Calcium	**89400**	D08	263	NR	mg/kg dry	5.00	10/12/09 14:41	DAN	9J08087	6010B
Chromium	**62.5**		0.526	NR	mg/kg dry	1.00	10/10/09 00:48	DAN	9J08087	6010B

Benchmark Environmental & Engineering Science
2558 Hamburg Turnpike, Suite 300
Lackawanna, NY 14218

SDG Number: RSJ0493

Project: Benchmark - Solsil site
Project Number: TURN-0002

Received: 10/07/09-10/08/09
Reported: 10/28/09 17:00

Analytical Report

Analyte	Sample Result	Data Qualifiers	RL	MDL	Units	Dil Fac	Date Analyzed	Lab Tech	Batch	Method
Client ID: SS-3 (RSJ0493-03 - Solid) - cont.						**Sampled: 10/06/09 13:30**		**Recvd: 10/07/09 10:55**		
Total Metals by SW 846 Series Methods - cont.										
Cobalt	**4.30**		0.526	NR	mg/kg dry	1.00	10/10/09 00:48	DAN	9J08087	6010B
Copper	**35.5**		1.1	NR	mg/kg dry	1.00	10/10/09 00:48	DAN	9J08087	6010B
Iron	**8520**		10.5	NR	mg/kg dry	1.00	10/10/09 00:48	DAN	9J08087	6010B
Lead	**49.7**		1.1	NR	mg/kg dry	1.00	10/10/09 00:48	DAN	9J08087	6010B
Magnesium	**36900**		21.1	NR	mg/kg dry	1.00	10/10/09 00:48	DAN	9J08087	6010B
Manganese	**1910**	B3	0.2	NR	mg/kg dry	1.00	10/10/09 00:48	DAN	9J08087	6010B
Nickel	**33.1**		5.26	NR	mg/kg dry	1.00	10/10/09 00:48	DAN	9J08087	6010B
Potassium	**585**		31.6	NR	mg/kg dry	1.00	10/10/09 00:48	DAN	9J08087	6010B
Selenium	ND		4.2	NR	mg/kg dry	1.00	10/10/09 00:48	DAN	9J08087	6010B
Silver	ND		0.526	NR	mg/kg dry	1.00	10/10/09 00:48	DAN	9J08087	6010B
Sodium	ND		147	NR	mg/kg dry	1.00	10/10/09 00:48	DAN	9J08087	6010B
Thallium	ND		6.3	NR	mg/kg dry	1.00	10/10/09 00:48	DAN	9J08087	6010B
Vanadium	**6.80**		0.526	NR	mg/kg dry	1.00	10/10/09 00:48	DAN	9J08087	6010B
Zinc	**182**		2.1	NR	mg/kg dry	1.00	10/10/09 00:48	DAN	9J08087	6010B
Mercury	ND		0.0233	NR	mg/kg dry	1.00	10/12/09 13:35	MXM	9J09118	7471A
General Chemistry Parameters										
Percent Solids	**87**		0.010	NR	%	1.00	10/08/09 16:04	JR	9J08061	Dry Weight

Benchmark Environmental & Engineering Science
2558 Hamburg Turnpike, Suite 300
Lackawanna, NY 14218

SDG Number: RSJ0493

Project: Benchmark - Solsil site
Project Number: TURN-0002

Received: 10/07/09-10/08/09
Reported: 10/28/09 17:00

Analytical Report

Client ID: SS-4 (RSJ0493-04 - Solid) — **Sampled: 10/06/09 15:30** — **Recvd: 10/07/09 10:55**

Semivolatile Organics by GC/MS

Analyte	Sample Result	Data Qualifiers	RL	MDL	Units	Dil Fac	Date Analyzed	Lab Tech	Batch	Method
2,4,5-Trichlorophenol	ND	D12	3600	780	ug/kg dry	20.0	10/09/09 16:48	MKP	9J07128	8270C
2,4,6-Trichlorophenol	ND	D12	3600	240	ug/kg dry	20.0	10/09/09 16:48	MKP	9J07128	8270C
2,4-Dichlorophenol	ND	D12	3600	190	ug/kg dry	20.0	10/09/09 16:48	MKP	9J07128	8270C
2,4-Dimethylphenol	ND	D12	3600	970	ug/kg dry	20.0	10/09/09 16:48	MKP	9J07128	8270C
2,4-Dinitrophenol	ND	D12	7000	1300	ug/kg dry	20.0	10/09/09 16:48	MKP	9J07128	8270C
2,4-Dinitrotoluene	ND	D12	3600	560	ug/kg dry	20.0	10/09/09 16:48	MKP	9J07128	8270C
2,6-Dinitrotoluene	ND	D12	3600	880	ug/kg dry	20.0	10/09/09 16:48	MKP	9J07128	8270C
2-Chloronaphthalene	ND	D12	3600	240	ug/kg dry	20.0	10/09/09 16:48	MKP	9J07128	8270C
2-Chlorophenol	ND	D12	3600	180	ug/kg dry	20.0	10/09/09 16:48	MKP	9J07128	8270C
2-Methylnaphthalene	ND	D12	3600	44	ug/kg dry	20.0	10/09/09 16:48	MKP	9J07128	8270C
2-Methylphenol	ND	D12	3600	110	ug/kg dry	20.0	10/09/09 16:48	MKP	9J07128	8270C
2-Nitroaniline	ND	D12,L	7000	1200	ug/kg dry	20.0	10/09/09 16:48	MKP	9J07128	8270C
2-Nitrophenol	ND	D12	3600	160	ug/kg dry	20.0	10/09/09 16:48	MKP	9J07128	8270C
3,3'-Dichlorobenzidine	ND	D12,L	3600	3100	ug/kg dry	20.0	10/09/09 16:48	MKP	9J07128	8270C
3-Nitroaniline	ND	D12	7000	830	ug/kg dry	20.0	10/09/09 16:48	MKP	9J07128	8270C
4,6-Dinitro-2-methylphenol	ND	D12	7000	1200	ug/kg dry	20.0	10/09/09 16:48	MKP	9J07128	8270C
4-Bromophenyl phenyl ether	ND	D12	3600	1100	ug/kg dry	20.0	10/09/09 16:48	MKP	9J07128	8270C
4-Chloro-3-methylphenol	ND	D12	3600	150	ug/kg dry	20.0	10/09/09 16:48	MKP	9J07128	8270C
4-Chloroaniline	ND	D12	3600	1100	ug/kg dry	20.0	10/09/09 16:48	MKP	9J07128	8270C
4-Chlorophenyl phenyl ether	ND	D12	3600	77	ug/kg dry	20.0	10/09/09 16:48	MKP	9J07128	8270C
4-Methylphenol	ND	D12	3600	200	ug/kg dry	20.0	10/09/09 16:48	MKP	9J07128	8270C
4-Nitroaniline	ND	D12	7000	400	ug/kg dry	20.0	10/09/09 16:48	MKP	9J07128	8270C
4-Nitrophenol	ND	D12	7000	870	ug/kg dry	20.0	10/09/09 16:48	MKP	9J07128	8270C
Acenaphthene	ND	D12	3600	42	ug/kg dry	20.0	10/09/09 16:48	MKP	9J07128	8270C
Acenaphthylene	ND	D12	3600	29	ug/kg dry	20.0	10/09/09 16:48	MKP	9J07128	8270C
Acetophenone	ND	D12	3600	180	ug/kg dry	20.0	10/09/09 16:48	MKP	9J07128	8270C
Anthracene	ND	D12,B	3600	92	ug/kg dry	20.0	10/09/09 16:48	MKP	9J07128	8270C
Atrazine	ND	D12	3600	160	ug/kg dry	20.0	10/09/09 16:48	MKP	9J07128	8270C
Benzaldehyde	ND	D12	3600	390	ug/kg dry	20.0	10/09/09 16:48	MKP	9J07128	8270C
Benzo(a)anthracene	**610**	D12,B, J	3600	62	ug/kg dry	20.0	10/09/09 16:48	MKP	9J07128	8270C
Benzo(a)pyrene	**460**	D12,B, J	3600	87	ug/kg dry	20.0	10/09/09 16:48	MKP	9J07128	8270C
Benzo(b)fluoranthene	**770**	D12,B, J	3600	70	ug/kg dry	20.0	10/09/09 16:48	MKP	9J07128	8270C
Benzo(ghi)perylene	**450**	D12,J	3600	43	ug/kg dry	20.0	10/09/09 16:48	MKP	9J07128	8270C
Benzo(k)fluoranthene	**340**	D12,B, J	3600	40	ug/kg dry	20.0	10/09/09 16:48	MKP	9J07128	8270C
Biphenyl	ND	D12	3600	220	ug/kg dry	20.0	10/09/09 16:48	MKP	9J07128	8270C
Bis(2-chloroethoxy)methane	ND	D12	3600	200	ug/kg dry	20.0	10/09/09 16:48	MKP	9J07128	8270C
Bis(2-chloroethyl)ether	ND	D12	3600	310	ug/kg dry	20.0	10/09/09 16:48	MKP	9J07128	8270C
2,2'-Oxybis(1-Chloropropane)	ND	D12	3600	380	ug/kg dry	20.0	10/09/09 16:48	MKP	9J07128	8270C
Bis(2-ethylhexyl) phthalate	ND	D12	3600	1200	ug/kg dry	20.0	10/09/09 16:48	MKP	9J07128	8270C
Butyl benzyl phthalate	ND	D12	3600	960	ug/kg dry	20.0	10/09/09 16:48	MKP	9J07128	8270C
Caprolactam	ND	D12	3600	1600	ug/kg dry	20.0	10/09/09 16:48	MKP	9J07128	8270C
Carbazole	ND	D12,B	3600	42	ug/kg dry	20.0	10/09/09 16:48	MKP	9J07128	8270C
Chrysene	**660**	D12,B, J	3600	36	ug/kg dry	20.0	10/09/09 16:48	MKP	9J07128	8270C
Dibenzo(a,h)anthracene	ND	D12	3600	42	ug/kg dry	20.0	10/09/09 16:48	MKP	9J07128	8270C
Dibenzofuran	ND	D12	3600	37	ug/kg dry	20.0	10/09/09 16:48	MKP	9J07128	8270C

Benchmark Environmental & Engineering Science
2558 Hamburg Turnpike, Suite 300
Lackawanna, NY 14218

SDG Number: RSJ0493

Project: Benchmark - Solsil site
Project Number: TURN-0002

Received: 10/07/09-10/08/09
Reported: 10/28/09 17:00

Analytical Report

Client ID: SS-4 (RSJ0493-04 - Solid) - cont. **Sampled: 10/06/09 15:30** **Recvd: 10/07/09 10:55**

Analyte	Sample Result	Data Qualifiers	RL	MDL	Units	Dil Fac	Date Analyzed	Lab Tech	Batch	Method
Semivolatile Organics by GC/MS - cont.										
Diethyl phthalate	ND	D12,B	3600	110	ug/kg dry	20.0	10/09/09 16:48	MKP	9J07128	8270C
Dimethyl phthalate	ND	D12	3600	94	ug/kg dry	20.0	10/09/09 16:48	MKP	9J07128	8270C
Di-n-butyl phthalate	ND	D12	3600	1200	ug/kg dry	20.0	10/09/09 16:48	MKP	9J07128	8270C
Di-n-octyl phthalate	ND	D12	3600	84	ug/kg dry	20.0	10/09/09 16:48	MKP	9J07128	8270C
Fluoranthene	**590**	D12,B, J	3600	52	ug/kg dry	20.0	10/09/09 16:48	MKP	9J07128	8270C
Fluorene	ND	D12	3600	83	ug/kg dry	20.0	10/09/09 16:48	MKP	9J07128	8270C
Hexachlorobenzene	ND	D12	3600	180	ug/kg dry	20.0	10/09/09 16:48	MKP	9J07128	8270C
Hexachlorobutadiene	ND	D12	3600	180	ug/kg dry	20.0	10/09/09 16:48	MKP	9J07128	8270C
Hexachlorocyclopentadiene	ND	D12	3600	1100	ug/kg dry	20.0	10/09/09 16:48	MKP	9J07128	8270C
Hexachloroethane	ND	D12	3600	280	ug/kg dry	20.0	10/09/09 16:48	MKP	9J07128	8270C
Indeno(1,2,3-cd)pyrene	**370**	D12,B, J	3600	99	ug/kg dry	20.0	10/09/09 16:48	MKP	9J07128	8270C
Isophorone	ND	D12	3600	180	ug/kg dry	20.0	10/09/09 16:48	MKP	9J07128	8270C
Naphthalene	ND	D12	3600	60	ug/kg dry	20.0	10/09/09 16:48	MKP	9J07128	8270C
Nitrobenzene	ND	D12	3600	160	ug/kg dry	20.0	10/09/09 16:48	MKP	9J07128	8270C
N-Nitrosodi-n-propylamine	ND	D12	3600	280	ug/kg dry	20.0	10/09/09 16:48	MKP	9J07128	8270C
N-Nitrosodiphenylamine	ND	D12,L	3600	200	ug/kg dry	20.0	10/09/09 16:48	MKP	9J07128	8270C
Pentachlorophenol	ND	D12	7000	1200	ug/kg dry	20.0	10/09/09 16:48	MKP	9J07128	8270C
Phenanthrene	**370**	D12,B, J	3600	75	ug/kg dry	20.0	10/09/09 16:48	MKP	9J07128	8270C
Phenol	ND	D12	3600	380	ug/kg dry	20.0	10/09/09 16:48	MKP	9J07128	8270C
Pyrene	**530**	D12,B, J	3600	23	ug/kg dry	20.0	10/09/09 16:48	MKP	9J07128	8270C
2,4,6-Tribromophenol	*82 %*	*D12*	*Surr Limits: (39-146%)*				*10/09/09 16:48*	*MKP*	*9J07128*	*8270C*
2-Fluorobiphenyl	*94 %*	*D12*	*Surr Limits: (37-120%)*				*10/09/09 16:48*	*MKP*	*9J07128*	*8270C*
2-Fluorophenol	*71 %*	*D12*	*Surr Limits: (18-120%)*				*10/09/09 16:48*	*MKP*	*9J07128*	*8270C*
Nitrobenzene-d5	*80 %*	*D12*	*Surr Limits: (34-132%)*				*10/09/09 16:48*	*MKP*	*9J07128*	*8270C*
Phenol-d5	*80 %*	*D12*	*Surr Limits: (11-120%)*				*10/09/09 16:48*	*MKP*	*9J07128*	*8270C*
p-Terphenyl-d14	*95 %*	*D12*	*Surr Limits: (58-147%)*				*10/09/09 16:48*	*MKP*	*9J07128*	*8270C*
Polychlorinated Biphenyls by EPA Method 8082										
Aroclor 1016	ND		18	3.4	ug/kg dry	1.00	10/09/09 11:37	SCH	9J07127	8082
Aroclor 1221	ND		18	3.4	ug/kg dry	1.00	10/09/09 11:37	SCH	9J07127	8082
Aroclor 1232	ND		18	3.4	ug/kg dry	1.00	10/09/09 11:37	SCH	9J07127	8082
Aroclor 1242	ND		18	3.8	ug/kg dry	1.00	10/09/09 11:37	SCH	9J07127	8082
Aroclor 1248	ND		18	3.4	ug/kg dry	1.00	10/09/09 11:37	SCH	9J07127	8082
Aroclor 1254	**28**		18	3.7	ug/kg dry	1.00	10/09/09 11:37	SCH	9J07127	8082
Aroclor 1260	ND		18	3.7	ug/kg dry	1.00	10/09/09 11:37	SCH	9J07127	8082
Decachlorobiphenyl	*76 %*		*Surr Limits: (34-148%)*				*10/09/09 11:37*	*SCH*	*9J07127*	*8082*
Tetrachloro-m-xylene	*90 %*		*Surr Limits: (35-134%)*				*10/09/09 11:37*	*SCH*	*9J07127*	*8082*
Total Metals by SW 846 Series Methods										
Aluminum	**4350**		10.9	NR	mg/kg dry	1.00	10/10/09 00:53	DAN	9J08087	6010B
Antimony	ND		16.4	NR	mg/kg dry	1.00	10/10/09 00:53	DAN	9J08087	6010B
Arsenic	**8.9**		2.2	NR	mg/kg dry	1.00	10/10/09 00:53	DAN	9J08087	6010B
Barium	**62.0**		0.547	NR	mg/kg dry	1.00	10/10/09 00:53	DAN	9J08087	6010B
Beryllium	**0.394**		0.219	NR	mg/kg dry	1.00	10/10/09 00:53	DAN	9J08087	6010B
Cadmium	**0.837**		0.219	NR	mg/kg dry	1.00	10/10/09 00:53	DAN	9J08087	6010B
Calcium	**48200**		54.7	NR	mg/kg dry	1.00	10/10/09 00:53	DAN	9J08087	6010B
Chromium	**590**		0.547	NR	mg/kg dry	1.00	10/10/09 00:53	DAN	9J08087	6010B

Benchmark Environmental & Engineering Science
2558 Hamburg Turnpike, Suite 300
Lackawanna, NY 14218

SDG Number: RSJ0493

Project: Benchmark - Solsil site
Project Number: TURN-0002

Received: 10/07/09-10/08/09
Reported: 10/28/09 17:00

Analytical Report

Analyte	Sample Result	Data Qualifiers	RL	MDL	Units	Dil Fac	Date Analyzed	Lab Tech	Batch	Method
Client ID: SS-4 (RSJ0493-04 - Solid) - cont.						**Sampled: 10/06/09 15:30**		**Recvd: 10/07/09 10:55**		
Total Metals by SW 846 Series Methods - cont.										
Cobalt	**15.4**		0.547	NR	mg/kg dry	1.00	10/10/09 00:53	DAN	9J08087	6010B
Copper	**171**		1.1	NR	mg/kg dry	1.00	10/10/09 00:53	DAN	9J08087	6010B
Iron	**51800**		10.9	NR	mg/kg dry	1.00	10/10/09 00:53	DAN	9J08087	6010B
Lead	**56.6**		1.1	NR	mg/kg dry	1.00	10/10/09 00:53	DAN	9J08087	6010B
Magnesium	**16700**		21.9	NR	mg/kg dry	1.00	10/10/09 00:53	DAN	9J08087	6010B
Manganese	**1780**	B3	0.2	NR	mg/kg dry	1.00	10/10/09 00:53	DAN	9J08087	6010B
Nickel	**424**		5.47	NR	mg/kg dry	1.00	10/10/09 00:53	DAN	9J08087	6010B
Potassium	**536**		32.8	NR	mg/kg dry	1.00	10/10/09 00:53	DAN	9J08087	6010B
Selenium	ND		4.4	NR	mg/kg dry	1.00	10/10/09 00:53	DAN	9J08087	6010B
Silver	ND		0.547	NR	mg/kg dry	1.00	10/10/09 00:53	DAN	9J08087	6010B
Sodium	**175**		153	NR	mg/kg dry	1.00	10/10/09 00:53	DAN	9J08087	6010B
Thallium	ND		6.6	NR	mg/kg dry	1.00	10/10/09 00:53	DAN	9J08087	6010B
Vanadium	**18.4**		0.547	NR	mg/kg dry	1.00	10/10/09 00:53	DAN	9J08087	6010B
Zinc	**571**		2.2	NR	mg/kg dry	1.00	10/10/09 00:53	DAN	9J08087	6010B
Mercury	**0.0560**		0.0201	NR	mg/kg dry	1.00	10/12/09 13:36	MXM	9J09118	7471A
General Chemistry Parameters										
Percent Solids	**93**		0.010	NR	%	1.00	10/08/09 16:06	JR	9J08061	Dry Weight

Benchmark Environmental & Engineering Science
2558 Hamburg Turnpike, Suite 300
Lackawanna, NY 14218

SDG Number: RSJ0493

Project: Benchmark - Solsil site
Project Number: TURN-0002

Received: 10/07/09-10/08/09
Reported: 10/28/09 17:00

Analytical Report

Analyte	Sample Result	Data Qualifiers	RL	MDL	Units	Dil Fac	Date Analyzed	Lab Tech	Batch	Method
Client ID: SS-5 (RSJ0645-01 - Solid)						**Sampled: 10/07/09 10:20**		**Recvd: 10/08/09 11:30**		
Polychlorinated Biphenyls by EPA Method 8082										
Aroclor 1016	ND	C7	20	3.9	ug/kg dry	1.00	10/14/09 16:03	JxM	9J12079	8082
Aroclor 1221	ND	C7	20	3.9	ug/kg dry	1.00	10/14/09 16:03	JxM	9J12079	8082
Aroclor 1232	ND	C7	20	3.9	ug/kg dry	1.00	10/14/09 16:03	JxM	9J12079	8082
Aroclor 1242	ND	C7	20	4.3	ug/kg dry	1.00	10/14/09 16:03	JxM	9J12079	8082
Aroclor 1248	ND	C7	20	3.9	ug/kg dry	1.00	10/14/09 16:03	JxM	9J12079	8082
Aroclor 1254	**35**	C7	20	4.2	ug/kg dry	1.00	10/14/09 16:03	JxM	9J12079	8082
Aroclor 1260	ND	C7	20	4.2	ug/kg dry	1.00	10/14/09 16:03	JxM	9J12079	8082
Decachlorobiphenyl	*91 %*	*C7*	*Surr Limits: (34-148%)*				*10/14/09 16:03*	*JxM*	*9J12079*	*8082*
Tetrachloro-m-xylene	*85 %*	*C7*	*Surr Limits: (35-134%)*				*10/14/09 16:03*	*JxM*	*9J12079*	*8082*
Total Metals by SW 846 Series Methods										
Aluminum	**2000**		12.8	NR	mg/kg dry	1.00	10/13/09 04:37	LMH	9J12021	6010B
Antimony	ND		19.1	NR	mg/kg dry	1.00	10/13/09 04:37	LMH	9J12021	6010B
Arsenic	**48.4**		2.6	NR	mg/kg dry	1.00	10/13/09 04:37	LMH	9J12021	6010B
Barium	**139**		0.638	NR	mg/kg dry	1.00	10/13/09 04:37	LMH	9J12021	6010B
Beryllium	**0.459**		0.255	NR	mg/kg dry	1.00	10/13/09 04:37	LMH	9J12021	6010B
Cadmium	**0.573**		0.255	NR	mg/kg dry	1.00	10/13/09 04:37	LMH	9J12021	6010B
Calcium	**34400**		63.8	NR	mg/kg dry	1.00	10/13/09 04:37	LMH	9J12021	6010B
Chromium	**400**		0.638	NR	mg/kg dry	1.00	10/13/09 10:59	LMH	9J12021	6010B
Cobalt	**29.1**		0.638	NR	mg/kg dry	1.00	10/13/09 04:37	LMH	9J12021	6010B
Copper	**211**		1.3	NR	mg/kg dry	1.00	10/13/09 04:37	LMH	9J12021	6010B
Iron	**54100**		12.8	NR	mg/kg dry	1.00	10/13/09 04:37	LMH	9J12021	6010B
Lead	**80.7**		1.3	NR	mg/kg dry	1.00	10/13/09 04:37	LMH	9J12021	6010B
Magnesium	**15600**		25.5	NR	mg/kg dry	1.00	10/13/09 04:37	LMH	9J12021	6010B
Manganese	**23600**	D08	2.6	NR	mg/kg dry	10.0	10/13/09 12:31	LMH	9J12021	6010B
Nickel	**228**		6.38	NR	mg/kg dry	1.00	10/13/09 04:37	LMH	9J12021	6010B
Potassium	**383**		38.3	NR	mg/kg dry	1.00	10/13/09 04:37	LMH	9J12021	6010B
Selenium	ND		5.1	NR	mg/kg dry	1.00	10/13/09 04:37	LMH	9J12021	6010B
Silver	ND		0.638	NR	mg/kg dry	1.00	10/13/09 04:37	LMH	9J12021	6010B
Sodium	ND		179	NR	mg/kg dry	1.00	10/13/09 04:37	LMH	9J12021	6010B
Thallium	ND	D02	76.6	NR	mg/kg dry	10.0	10/13/09 12:31	LMH	9J12021	6010B
Vanadium	**24.2**		0.638	NR	mg/kg dry	1.00	10/13/09 04:37	LMH	9J12021	6010B
Zinc	**417**		2.6	NR	mg/kg dry	1.00	10/13/09 04:37	LMH	9J12021	6010B
Mercury	ND		0.0250	NR	mg/kg dry	1.00	10/13/09 15:20	MXM	9J13025	7471A
General Chemistry Parameters										
Percent Solids	**83**		0.010	NR	%	1.00	10/13/09 15:06	JRR	9J13041	Dry Weight

Benchmark Environmental & Engineering Science
2558 Hamburg Turnpike, Suite 300
Lackawanna, NY 14218

SDG Number: RSJ0493

Project: Benchmark - Solsil site
Project Number: TURN-0002

Received: 10/07/09-10/08/09
Reported: 10/28/09 17:00

Analytical Report

Client ID: SS-5 (RSJ0645-01RE1 - Solid) **Sampled: 10/07/09 10:20** **Recvd: 10/08/09 11:30**

Semivolatile Organics by GC/MS

Analyte	Sample Result	Data Qualifiers	RL	MDL	Units	Dil Fac	Date Analyzed	Lab Tech	Batch	Method
2,4,5-Trichlorophenol	ND	D10	4100	880	ug/kg dry	20.0	10/22/09 13:56	MKP	9J21042	8270C
2,4,6-Trichlorophenol	ND	D10	4100	270	ug/kg dry	20.0	10/22/09 13:56	MKP	9J21042	8270C
2,4-Dichlorophenol	ND	D10	4100	210	ug/kg dry	20.0	10/22/09 13:56	MKP	9J21042	8270C
2,4-Dimethylphenol	ND	D10	4100	1100	ug/kg dry	20.0	10/22/09 13:56	MKP	9J21042	8270C
2,4-Dinitrophenol	ND	D10,M8	7900	1400	ug/kg dry	20.0	10/22/09 13:56	MKP	9J21042	8270C
2,4-Dinitrotoluene	ND	D10	4100	630	ug/kg dry	20.0	10/22/09 13:56	MKP	9J21042	8270C
2,6-Dinitrotoluene	ND	D10	4100	990	ug/kg dry	20.0	10/22/09 13:56	MKP	9J21042	8270C
2-Chloronaphthalene	ND	D10	4100	270	ug/kg dry	20.0	10/22/09 13:56	MKP	9J21042	8270C
2-Chlorophenol	ND	D10	4100	210	ug/kg dry	20.0	10/22/09 13:56	MKP	9J21042	8270C
2-Methylnaphthalene	**220**	D10,J	4100	49	ug/kg dry	20.0	10/22/09 13:56	MKP	9J21042	8270C
2-Methylphenol	ND	D10	4100	120	ug/kg dry	20.0	10/22/09 13:56	MKP	9J21042	8270C
2-Nitroaniline	ND	D10	7900	1300	ug/kg dry	20.0	10/22/09 13:56	MKP	9J21042	8270C
2-Nitrophenol	ND	D10	4100	180	ug/kg dry	20.0	10/22/09 13:56	MKP	9J21042	8270C
3,3'-Dichlorobenzidine	ND	D10,M8	4100	3500	ug/kg dry	20.0	10/22/09 13:56	MKP	9J21042	8270C
3-Nitroaniline	ND	D10	7900	930	ug/kg dry	20.0	10/22/09 13:56	MKP	9J21042	8270C
4,6-Dinitro-2-methylphenol	ND	D10,M15	7900	1400	ug/kg dry	20.0	10/22/09 13:56	MKP	9J21042	8270C
4-Bromophenyl phenyl ether	ND	D10	4100	1300	ug/kg dry	20.0	10/22/09 13:56	MKP	9J21042	8270C
4-Chloro-3-methylphenol	ND	D10	4100	170	ug/kg dry	20.0	10/22/09 13:56	MKP	9J21042	8270C
4-Chloroaniline	ND	D10	4100	1200	ug/kg dry	20.0	10/22/09 13:56	MKP	9J21042	8270C
4-Chlorophenyl phenyl ether	ND	D10	4100	86	ug/kg dry	20.0	10/22/09 13:56	MKP	9J21042	8270C
4-Methylphenol	ND	D10	4100	230	ug/kg dry	20.0	10/22/09 13:56	MKP	9J21042	8270C
4-Nitroaniline	ND	D10	7900	450	ug/kg dry	20.0	10/22/09 13:56	MKP	9J21042	8270C
4-Nitrophenol	ND	D10	7900	980	ug/kg dry	20.0	10/22/09 13:56	MKP	9J21042	8270C
Acenaphthene	ND	D10	4100	48	ug/kg dry	20.0	10/22/09 13:56	MKP	9J21042	8270C
Acenaphthylene	ND	D10	4100	33	ug/kg dry	20.0	10/22/09 13:56	MKP	9J21042	8270C
Acetophenone	ND	D10	4100	210	ug/kg dry	20.0	10/22/09 13:56	MKP	9J21042	8270C
Anthracene	ND	D10	4100	100	ug/kg dry	20.0	10/22/09 13:56	MKP	9J21042	8270C
Atrazine	ND	D10	4100	180	ug/kg dry	20.0	10/22/09 13:56	MKP	9J21042	8270C
Benzaldehyde	ND	D10	4100	440	ug/kg dry	20.0	10/22/09 13:56	MKP	9J21042	8270C
Benzo(a)anthracene	**630**	D10,J	4100	70	ug/kg dry	20.0	10/22/09 13:56	MKP	9J21042	8270C
Benzo(a)pyrene	**640**	D10,J	4100	98	ug/kg dry	20.0	10/22/09 13:56	MKP	9J21042	8270C
Benzo(b)fluoranthene	**940**	D10,J	4100	78	ug/kg dry	20.0	10/22/09 13:56	MKP	9J21042	8270C
Benzo(ghi)perylene	**570**	D10,J	4100	49	ug/kg dry	20.0	10/22/09 13:56	MKP	9J21042	8270C
Benzo(k)fluoranthene	**300**	D10,J	4100	45	ug/kg dry	20.0	10/22/09 13:56	MKP	9J21042	8270C
Biphenyl	ND	D10	4100	250	ug/kg dry	20.0	10/22/09 13:56	MKP	9J21042	8270C
Bis(2-chloroethoxy)methane	ND	D10	4100	220	ug/kg dry	20.0	10/22/09 13:56	MKP	9J21042	8270C
Bis(2-chloroethyl)ether	ND	D10	4100	350	ug/kg dry	20.0	10/22/09 13:56	MKP	9J21042	8270C
2,2'-Oxybis(1-Chloropropane)	ND	D10	4100	420	ug/kg dry	20.0	10/22/09 13:56	MKP	9J21042	8270C
Bis(2-ethylhexyl) phthalate	ND	D10	4100	1300	ug/kg dry	20.0	10/22/09 13:56	MKP	9J21042	8270C
Butyl benzyl phthalate	ND	D10	4100	1100	ug/kg dry	20.0	10/22/09 13:56	MKP	9J21042	8270C
Caprolactam	ND	D10,M8	4100	1800	ug/kg dry	20.0	10/22/09 13:56	MKP	9J21042	8270C
Carbazole	ND	D10	4100	47	ug/kg dry	20.0	10/22/09 13:56	MKP	9J21042	8270C
Chrysene	**700**	D10,J	4100	40	ug/kg dry	20.0	10/22/09 13:56	MKP	9J21042	8270C
Dibenzo(a,h)anthracene	ND	D10	4100	48	ug/kg dry	20.0	10/22/09 13:56	MKP	9J21042	8270C
Dibenzofuran	ND	D10	4100	42	ug/kg dry	20.0	10/22/09 13:56	MKP	9J21042	8270C

Benchmark Environmental & Engineering Science
2558 Hamburg Turnpike, Suite 300
Lackawanna, NY 14218

SDG Number: RSJ0493

Project: Benchmark - Solsil site
Project Number: TURN-0002

Received: 10/07/09-10/08/09
Reported: 10/28/09 17:00

Analytical Report

Client ID: SS-5 (RSJ0645-01RE1 - Solid) - cont. **Sampled: 10/07/09 10:20** **Recvd: 10/08/09 11:30**

Semivolatile Organics by GC/MS - cont.

Analyte	Sample Result	Data Qualifiers	RL	MDL	Units	Dil Fac	Date Analyzed	Lab Tech	Batch	Method
Diethyl phthalate	ND	D10	4100	120	ug/kg dry	20.0	10/22/09 13:56	MKP	9J21042	8270C
Dimethyl phthalate	ND	D10	4100	110	ug/kg dry	20.0	10/22/09 13:56	MKP	9J21042	8270C
Di-n-butyl phthalate	ND	D10	4100	1400	ug/kg dry	20.0	10/22/09 13:56	MKP	9J21042	8270C
Di-n-octyl phthalate	ND	D10	4100	95	ug/kg dry	20.0	10/22/09 13:56	MKP	9J21042	8270C
Fluoranthene	**1100**	D10,J	4100	59	ug/kg dry	20.0	10/22/09 13:56	MKP	9J21042	8270C
Fluorene	ND	D10	4100	93	ug/kg dry	20.0	10/22/09 13:56	MKP	9J21042	8270C
Hexachlorobenzene	ND	D10	4100	200	ug/kg dry	20.0	10/22/09 13:56	MKP	9J21042	8270C
Hexachlorobutadiene	ND	D10	4100	210	ug/kg dry	20.0	10/22/09 13:56	MKP	9J21042	8270C
Hexachlorocyclopentadiene	ND	D10	4100	1200	ug/kg dry	20.0	10/22/09 13:56	MKP	9J21042	8270C
Hexachloroethane	ND	D10	4100	310	ug/kg dry	20.0	10/22/09 13:56	MKP	9J21042	8270C
Indeno(1,2,3-cd)pyrene	**420**	D10,J	4100	110	ug/kg dry	20.0	10/22/09 13:56	MKP	9J21042	8270C
Isophorone	ND	D10	4100	200	ug/kg dry	20.0	10/22/09 13:56	MKP	9J21042	8270C
Naphthalene	ND	D10	4100	67	ug/kg dry	20.0	10/22/09 13:56	MKP	9J21042	8270C
Nitrobenzene	ND	D10	4100	180	ug/kg dry	20.0	10/22/09 13:56	MKP	9J21042	8270C
N-Nitrosodi-n-propylamine	ND	D10	4100	320	ug/kg dry	20.0	10/22/09 13:56	MKP	9J21042	8270C
N-Nitrosodiphenylamine	ND	D10,L	4100	220	ug/kg dry	20.0	10/22/09 13:56	MKP	9J21042	8270C
Pentachlorophenol	ND	D10,M8	7900	1400	ug/kg dry	20.0	10/22/09 13:56	MKP	9J21042	8270C
Phenanthrene	**540**	D10,J	4100	85	ug/kg dry	20.0	10/22/09 13:56	MKP	9J21042	8270C
Phenol	ND	D10	4100	430	ug/kg dry	20.0	10/22/09 13:56	MKP	9J21042	8270C
Pyrene	**890**	D10,J	4100	26	ug/kg dry	20.0	10/22/09 13:56	MKP	9J21042	8270C
2,4,6-Tribromophenol	*55 %*	*D10*	*Surr Limits: (39-146%)*				*10/22/09 13:56*	*MKP*	*9J21042*	*8270C*
2-Fluorobiphenyl	*91 %*	*D10*	*Surr Limits: (37-120%)*				*10/22/09 13:56*	*MKP*	*9J21042*	*8270C*
2-Fluorophenol	*63 %*	*D10*	*Surr Limits: (18-120%)*				*10/22/09 13:56*	*MKP*	*9J21042*	*8270C*
Nitrobenzene-d5	*83 %*	*D10*	*Surr Limits: (34-132%)*				*10/22/09 13:56*	*MKP*	*9J21042*	*8270C*
Phenol-d5	*71 %*	*D10*	*Surr Limits: (11-120%)*				*10/22/09 13:56*	*MKP*	*9J21042*	*8270C*
p-Terphenyl-d14	*82 %*	*D10*	*Surr Limits: (58-147%)*				*10/22/09 13:56*	*MKP*	*9J21042*	*8270C*

TestAmerica
THE LEADER IN ENVIRONMENTAL TESTING

Benchmark Environmental & Engineering Science
2558 Hamburg Turnpike, Suite 300
Lackawanna, NY 14218

SDG Number: RSJ0493

Project: Benchmark - Solsil site
Project Number: TURN-0002

Received: 10/07/09-10/08/09
Reported: 10/28/09 17:00

Analytical Report

Analyte	Sample Result	Data Qualifiers	RL	MDL	Units	Dil Fac	Date Analyzed	Lab Tech	Batch	Method
Client ID: SS-6 (RSJ0645-04 - Solid)						**Sampled: 10/07/09 10:35**		**Recvd: 10/08/09 11:30**		
Polychlorinated Biphenyls by EPA Method 8082										
Aroclor 1016	ND	C7	19	3.8	ug/kg dry	1.00	10/14/09 16:18	JxM	9J12079	8082
Aroclor 1221	ND	C7	19	3.8	ug/kg dry	1.00	10/14/09 16:18	JxM	9J12079	8082
Aroclor 1232	ND	C7	19	3.8	ug/kg dry	1.00	10/14/09 16:18	JxM	9J12079	8082
Aroclor 1242	ND	C7	19	4.2	ug/kg dry	1.00	10/14/09 16:18	JxM	9J12079	8082
Aroclor 1248	ND	C7	19	3.8	ug/kg dry	1.00	10/14/09 16:18	JxM	9J12079	8082
Aroclor 1254	**12**	C7,J	19	4.1	ug/kg dry	1.00	10/14/09 16:18	JxM	9J12079	8082
Aroclor 1260	ND	C7	19	4.1	ug/kg dry	1.00	10/14/09 16:18	JxM	9J12079	8082
Decachlorobiphenyl	*95 %*	*C7*	*Surr Limits: (34-148%)*				*10/14/09 16:18*	*JxM*	*9J12079*	*8082*
Tetrachloro-m-xylene	*90 %*	*C7*	*Surr Limits: (35-134%)*				*10/14/09 16:18*	*JxM*	*9J12079*	*8082*
Total Metals by SW 846 Series Methods										
Aluminum	**2760**		11.4	NR	mg/kg dry	1.00	10/13/09 05:15	LMH	9J12021	6010B
Antimony	ND		17.1	NR	mg/kg dry	1.00	10/13/09 05:15	LMH	9J12021	6010B
Arsenic	**14.5**		2.3	NR	mg/kg dry	1.00	10/13/09 05:15	LMH	9J12021	6010B
Barium	**86.7**		0.570	NR	mg/kg dry	1.00	10/13/09 05:15	LMH	9J12021	6010B
Beryllium	**0.503**		0.228	NR	mg/kg dry	1.00	10/13/09 05:15	LMH	9J12021	6010B
Cadmium	**0.588**		0.228	NR	mg/kg dry	1.00	10/13/09 05:15	LMH	9J12021	6010B
Calcium	**53600**		57.0	NR	mg/kg dry	1.00	10/13/09 05:15	LMH	9J12021	6010B
Chromium	**61.1**		0.570	NR	mg/kg dry	1.00	10/13/09 11:24	LMH	9J12021	6010B
Cobalt	**5.49**		0.570	NR	mg/kg dry	1.00	10/13/09 05:15	LMH	9J12021	6010B
Copper	**99.6**		1.1	NR	mg/kg dry	1.00	10/13/09 05:15	LMH	9J12021	6010B
Iron	**13700**		11.4	NR	mg/kg dry	1.00	10/13/09 05:15	LMH	9J12021	6010B
Lead	**41.2**		1.1	NR	mg/kg dry	1.00	10/13/09 05:15	LMH	9J12021	6010B
Magnesium	**22900**		22.8	NR	mg/kg dry	1.00	10/13/09 05:15	LMH	9J12021	6010B
Manganese	**2420**	D08	1.1	NR	mg/kg dry	5.00	10/13/09 13:09	LMH	9J12021	6010B
Nickel	**64.5**		5.70	NR	mg/kg dry	1.00	10/13/09 05:15	LMH	9J12021	6010B
Potassium	**387**		34.2	NR	mg/kg dry	1.00	10/13/09 05:15	LMH	9J12021	6010B
Selenium	ND		4.6	NR	mg/kg dry	1.00	10/13/09 05:15	LMH	9J12021	6010B
Silver	ND		0.570	NR	mg/kg dry	1.00	10/13/09 05:15	LMH	9J12021	6010B
Sodium	**240**		160	NR	mg/kg dry	1.00	10/13/09 05:15	LMH	9J12021	6010B
Thallium	ND		6.8	NR	mg/kg dry	1.00	10/13/09 05:15	LMH	9J12021	6010B
Vanadium	**9.60**		0.570	NR	mg/kg dry	1.00	10/13/09 05:15	LMH	9J12021	6010B
Zinc	**339**		2.3	NR	mg/kg dry	1.00	10/13/09 05:15	LMH	9J12021	6010B
Mercury	ND		0.0249	NR	mg/kg dry	1.00	10/13/09 15:26	MXM	9J13025	7471A
General Chemistry Parameters										
Percent Solids	**85**		0.010	NR	%	1.00	10/13/09 15:08	JRR	9J13041	Dry Weight

Benchmark Environmental & Engineering Science
2558 Hamburg Turnpike, Suite 300
Lackawanna, NY 14218

SDG Number: RSJ0493

Project: Benchmark - Solsil site
Project Number: TURN-0002

Received: 10/07/09-10/08/09
Reported: 10/28/09 17:00

Analytical Report

Client ID: SS-6 (RSJ0645-04RE1 - Solid) — **Sampled: 10/07/09 10:35** — **Recvd: 10/08/09 11:30**

Semivolatile Organics by GC/MS

Analyte	Sample Result	Data Qualifiers	RL	MDL	Units	Dil Fac	Date Analyzed	Lab Tech	Batch	Method
2,4,5-Trichlorophenol	ND	D10	4000	860	ug/kg dry	20.0	10/22/09 14:20	MKP	9J21042	8270C
2,4,6-Trichlorophenol	ND	D10	4000	260	ug/kg dry	20.0	10/22/09 14:20	MKP	9J21042	8270C
2,4-Dichlorophenol	ND	D10	4000	210	ug/kg dry	20.0	10/22/09 14:20	MKP	9J21042	8270C
2,4-Dimethylphenol	ND	D10	4000	1100	ug/kg dry	20.0	10/22/09 14:20	MKP	9J21042	8270C
2,4-Dinitrophenol	ND	D10	7700	1400	ug/kg dry	20.0	10/22/09 14:20	MKP	9J21042	8270C
2,4-Dinitrotoluene	ND	D10	4000	610	ug/kg dry	20.0	10/22/09 14:20	MKP	9J21042	8270C
2,6-Dinitrotoluene	ND	D10	4000	970	ug/kg dry	20.0	10/22/09 14:20	MKP	9J21042	8270C
2-Chloronaphthalene	ND	D10	4000	270	ug/kg dry	20.0	10/22/09 14:20	MKP	9J21042	8270C
2-Chlorophenol	ND	D10	4000	200	ug/kg dry	20.0	10/22/09 14:20	MKP	9J21042	8270C
2-Methylnaphthalene	**490**	D10,J	4000	48	ug/kg dry	20.0	10/22/09 14:20	MKP	9J21042	8270C
2-Methylphenol	ND	D10	4000	120	ug/kg dry	20.0	10/22/09 14:20	MKP	9J21042	8270C
2-Nitroaniline	ND	D10	7700	1300	ug/kg dry	20.0	10/22/09 14:20	MKP	9J21042	8270C
2-Nitrophenol	ND	D10	4000	180	ug/kg dry	20.0	10/22/09 14:20	MKP	9J21042	8270C
3,3'-Dichlorobenzidine	ND	D10	4000	3500	ug/kg dry	20.0	10/22/09 14:20	MKP	9J21042	8270C
3-Nitroaniline	ND	D10	7700	910	ug/kg dry	20.0	10/22/09 14:20	MKP	9J21042	8270C
4,6-Dinitro-2-methylphenol	ND	D10	7700	1400	ug/kg dry	20.0	10/22/09 14:20	MKP	9J21042	8270C
4-Bromophenyl phenyl ether	ND	D10	4000	1300	ug/kg dry	20.0	10/22/09 14:20	MKP	9J21042	8270C
4-Chloro-3-methylphenol	ND	D10	4000	160	ug/kg dry	20.0	10/22/09 14:20	MKP	9J21042	8270C
4-Chloroaniline	ND	D10	4000	1200	ug/kg dry	20.0	10/22/09 14:20	MKP	9J21042	8270C
4-Chlorophenyl phenyl ether	ND	D10	4000	84	ug/kg dry	20.0	10/22/09 14:20	MKP	9J21042	8270C
4-Methylphenol	ND	D10	4000	220	ug/kg dry	20.0	10/22/09 14:20	MKP	9J21042	8270C
4-Nitroaniline	ND	D10	7700	440	ug/kg dry	20.0	10/22/09 14:20	MKP	9J21042	8270C
4-Nitrophenol	ND	D10	7700	960	ug/kg dry	20.0	10/22/09 14:20	MKP	9J21042	8270C
Acenaphthene	ND	D10	4000	47	ug/kg dry	20.0	10/22/09 14:20	MKP	9J21042	8270C
Acenaphthylene	**910**	D10,J	4000	32	ug/kg dry	20.0	10/22/09 14:20	MKP	9J21042	8270C
Acetophenone	ND	D10	4000	200	ug/kg dry	20.0	10/22/09 14:20	MKP	9J21042	8270C
Anthracene	**450**	D10,J	4000	100	ug/kg dry	20.0	10/22/09 14:20	MKP	9J21042	8270C
Atrazine	ND	D10	4000	180	ug/kg dry	20.0	10/22/09 14:20	MKP	9J21042	8270C
Benzaldehyde	ND	D10	4000	430	ug/kg dry	20.0	10/22/09 14:20	MKP	9J21042	8270C
Benzo(a)anthracene	**2400**	D10,J	4000	68	ug/kg dry	20.0	10/22/09 14:20	MKP	9J21042	8270C
Benzo(a)pyrene	**5400**	D10	4000	95	ug/kg dry	20.0	10/22/09 14:20	MKP	9J21042	8270C
Benzo(b)fluoranthene	**8200**	D10	4000	77	ug/kg dry	20.0	10/22/09 14:20	MKP	9J21042	8270C
Benzo(ghi)perylene	**5700**	D10	4000	48	ug/kg dry	20.0	10/22/09 14:20	MKP	9J21042	8270C
Benzo(k)fluoranthene	**3200**	D10,J	4000	44	ug/kg dry	20.0	10/22/09 14:20	MKP	9J21042	8270C
Biphenyl	ND	D10	4000	250	ug/kg dry	20.0	10/22/09 14:20	MKP	9J21042	8270C
Bis(2-chloroethoxy)methane	ND	D10	4000	220	ug/kg dry	20.0	10/22/09 14:20	MKP	9J21042	8270C
Bis(2-chloroethyl)ether	ND	D10	4000	340	ug/kg dry	20.0	10/22/09 14:20	MKP	9J21042	8270C
2,2'-Oxybis(1-Chloropropane)	ND	D10	4000	410	ug/kg dry	20.0	10/22/09 14:20	MKP	9J21042	8270C
Bis(2-ethylhexyl) phthalate	ND	D10	4000	1300	ug/kg dry	20.0	10/22/09 14:20	MKP	9J21042	8270C
Butyl benzyl phthalate	ND	D10	4000	1100	ug/kg dry	20.0	10/22/09 14:20	MKP	9J21042	8270C
Caprolactam	ND	D10	4000	1700	ug/kg dry	20.0	10/22/09 14:20	MKP	9J21042	8270C
Carbazole	ND	D10	4000	46	ug/kg dry	20.0	10/22/09 14:20	MKP	9J21042	8270C
Chrysene	**4300**	D10	4000	40	ug/kg dry	20.0	10/22/09 14:20	MKP	9J21042	8270C
Dibenzo(a,h)anthracene	ND	D10	4000	47	ug/kg dry	20.0	10/22/09 14:20	MKP	9J21042	8270C
Dibenzofuran	ND	D10	4000	41	ug/kg dry	20.0	10/22/09 14:20	MKP	9J21042	8270C

Benchmark Environmental & Engineering Science
2558 Hamburg Turnpike, Suite 300
Lackawanna, NY 14218

SDG Number: RSJ0493

Project: Benchmark - Solsil site
Project Number: TURN-0002

Received: 10/07/09-10/08/09
Reported: 10/28/09 17:00

Analytical Report

Client ID: SS-6 (RSJ0645-04RE1 - Solid) - cont. **Sampled: 10/07/09 10:35** **Recvd: 10/08/09 11:30**

Semivolatile Organics by GC/MS - cont.

Analyte	Sample Result	Data Qualifiers	RL	MDL	Units	Dil Fac	Date Analyzed	Lab Tech	Batch	Method
Diethyl phthalate	ND	D10	4000	120	ug/kg dry	20.0	10/22/09 14:20	MKP	9J21042	8270C
Dimethyl phthalate	ND	D10	4000	100	ug/kg dry	20.0	10/22/09 14:20	MKP	9J21042	8270C
Di-n-butyl phthalate	ND	D10	4000	1400	ug/kg dry	20.0	10/22/09 14:20	MKP	9J21042	8270C
Di-n-octyl phthalate	ND	D10	4000	93	ug/kg dry	20.0	10/22/09 14:20	MKP	9J21042	8270C
Fluoranthene	**1500**	D10,J	4000	57	ug/kg dry	20.0	10/22/09 14:20	MKP	9J21042	8270C
Fluorene	ND	D10	4000	91	ug/kg dry	20.0	10/22/09 14:20	MKP	9J21042	8270C
Hexachlorobenzene	ND	D10	4000	200	ug/kg dry	20.0	10/22/09 14:20	MKP	9J21042	8270C
Hexachlorobutadiene	ND	D10	4000	200	ug/kg dry	20.0	10/22/09 14:20	MKP	9J21042	8270C
Hexachlorocyclopentadiene	ND	D10	4000	1200	ug/kg dry	20.0	10/22/09 14:20	MKP	9J21042	8270C
Hexachloroethane	ND	D10	4000	310	ug/kg dry	20.0	10/22/09 14:20	MKP	9J21042	8270C
Indeno(1,2,3-cd)pyrene	**4800**	D10	4000	110	ug/kg dry	20.0	10/22/09 14:20	MKP	9J21042	8270C
Isophorone	ND	D10	4000	200	ug/kg dry	20.0	10/22/09 14:20	MKP	9J21042	8270C
Naphthalene	ND	D10	4000	66	ug/kg dry	20.0	10/22/09 14:20	MKP	9J21042	8270C
Nitrobenzene	ND	D10	4000	180	ug/kg dry	20.0	10/22/09 14:20	MKP	9J21042	8270C
N-Nitrosodi-n-propylamine	ND	D10	4000	310	ug/kg dry	20.0	10/22/09 14:20	MKP	9J21042	8270C
N-Nitrosodiphenylamine	ND	D10,L	4000	220	ug/kg dry	20.0	10/22/09 14:20	MKP	9J21042	8270C
Pentachlorophenol	ND	D10	7700	1400	ug/kg dry	20.0	10/22/09 14:20	MKP	9J21042	8270C
Phenanthrene	**630**	D10,J	4000	83	ug/kg dry	20.0	10/22/09 14:20	MKP	9J21042	8270C
Phenol	ND	D10	4000	420	ug/kg dry	20.0	10/22/09 14:20	MKP	9J21042	8270C
Pyrene	**1400**	D10,J	4000	26	ug/kg dry	20.0	10/22/09 14:20	MKP	9J21042	8270C
2,4,6-Tribromophenol	*60 %*	*D10*	*Surr Limits: (39-146%)*				*10/22/09 14:20*	*MKP*	*9J21042*	*8270C*
2-Fluorobiphenyl	*95 %*	*D10*	*Surr Limits: (37-120%)*				*10/22/09 14:20*	*MKP*	*9J21042*	*8270C*
2-Fluorophenol	*67 %*	*D10*	*Surr Limits: (18-120%)*				*10/22/09 14:20*	*MKP*	*9J21042*	*8270C*
Nitrobenzene-d5	*82 %*	*D10*	*Surr Limits: (34-132%)*				*10/22/09 14:20*	*MKP*	*9J21042*	*8270C*
Phenol-d5	*78 %*	*D10*	*Surr Limits: (11-120%)*				*10/22/09 14:20*	*MKP*	*9J21042*	*8270C*
p-Terphenyl-d14	*85 %*	*D10*	*Surr Limits: (58-147%)*				*10/22/09 14:20*	*MKP*	*9J21042*	*8270C*

Benchmark Environmental & Engineering Science
2558 Hamburg Turnpike, Suite 300
Lackawanna, NY 14218

SDG Number: RSJ0493

Project: Benchmark - Solsil site
Project Number: TURN-0002

Received: 10/07/09-10/08/09
Reported: 10/28/09 17:00

Analytical Report

Analyte	Sample Result	Data Qualifiers	RL	MDL	Units	Dil Fac	Date Analyzed	Lab Tech	Batch	Method
Client ID: SS-7 (RSJ0645-05 - Solid)						**Sampled: 10/07/09 10:53**		**Recvd: 10/08/09 11:30**		
Polychlorinated Biphenyls by EPA Method 8082										
Aroclor 1016	ND	C7	20	3.8	ug/kg dry	1.00	10/14/09 16:33	JxM	9J12079	8082
Aroclor 1221	ND	C7	20	3.8	ug/kg dry	1.00	10/14/09 16:33	JxM	9J12079	8082
Aroclor 1232	ND	C7	20	3.8	ug/kg dry	1.00	10/14/09 16:33	JxM	9J12079	8082
Aroclor 1242	ND	C7	20	4.2	ug/kg dry	1.00	10/14/09 16:33	JxM	9J12079	8082
Aroclor 1248	ND	C7	20	3.8	ug/kg dry	1.00	10/14/09 16:33	JxM	9J12079	8082
Aroclor 1254	**8.6**	C7,J	20	4.1	ug/kg dry	1.00	10/14/09 16:33	JxM	9J12079	8082
Aroclor 1260	ND	C7	20	4.1	ug/kg dry	1.00	10/14/09 16:33	JxM	9J12079	8082
Decachlorobiphenyl	*90 %*	*C7*	*Surr Limits: (34-148%)*				*10/14/09 16:33*	*JxM*	*9J12079*	*8082*
Tetrachloro-m-xylene	*90 %*	*C7*	*Surr Limits: (35-134%)*				*10/14/09 16:33*	*JxM*	*9J12079*	*8082*
Total Metals by SW 846 Series Methods										
Aluminum	**973**		11.7	NR	mg/kg dry	1.00	10/13/09 05:20	LMH	9J12021	6010B
Antimony	ND		17.5	NR	mg/kg dry	1.00	10/13/09 05:20	LMH	9J12021	6010B
Arsenic	**3.5**		2.3	NR	mg/kg dry	1.00	10/13/09 05:20	LMH	9J12021	6010B
Barium	**45.4**		0.585	NR	mg/kg dry	1.00	10/13/09 05:20	LMH	9J12021	6010B
Beryllium	**0.261**		0.234	NR	mg/kg dry	1.00	10/13/09 05:20	LMH	9J12021	6010B
Cadmium	**0.381**		0.234	NR	mg/kg dry	1.00	10/13/09 05:20	LMH	9J12021	6010B
Calcium	**85400**	D08	292	NR	mg/kg dry	5.00	10/13/09 13:14	LMH	9J12021	6010B
Chromium	**20.4**		0.585	NR	mg/kg dry	1.00	10/13/09 11:29	LMH	9J12021	6010B
Cobalt	**1.96**		0.585	NR	mg/kg dry	1.00	10/13/09 05:20	LMH	9J12021	6010B
Copper	**27.4**		1.2	NR	mg/kg dry	1.00	10/13/09 05:20	LMH	9J12021	6010B
Iron	**10700**		11.7	NR	mg/kg dry	1.00	10/13/09 05:20	LMH	9J12021	6010B
Lead	**26.8**		1.2	NR	mg/kg dry	1.00	10/13/09 05:20	LMH	9J12021	6010B
Magnesium	**45200**		23.4	NR	mg/kg dry	1.00	10/13/09 05:20	LMH	9J12021	6010B
Manganese	**500**		0.2	NR	mg/kg dry	1.00	10/13/09 05:20	LMH	9J12021	6010B
Nickel	**19.9**		5.85	NR	mg/kg dry	1.00	10/13/09 05:20	LMH	9J12021	6010B
Potassium	**338**		35.1	NR	mg/kg dry	1.00	10/13/09 05:20	LMH	9J12021	6010B
Selenium	ND		4.7	NR	mg/kg dry	1.00	10/13/09 05:20	LMH	9J12021	6010B
Silver	ND		0.585	NR	mg/kg dry	1.00	10/13/09 05:20	LMH	9J12021	6010B
Sodium	**878**		164	NR	mg/kg dry	1.00	10/13/09 05:20	LMH	9J12021	6010B
Thallium	ND		7.0	NR	mg/kg dry	1.00	10/13/09 05:20	LMH	9J12021	6010B
Vanadium	**3.70**		0.585	NR	mg/kg dry	1.00	10/13/09 05:20	LMH	9J12021	6010B
Zinc	**3150**	D08	11.7	NR	mg/kg dry	5.00	10/13/09 13:14	LMH	9J12021	6010B
Mercury	ND		0.0228	NR	mg/kg dry	1.00	10/13/09 15:28	MXM	9J13025	7471A
General Chemistry Parameters										
Percent Solids	**85**		0.010	NR	%	1.00	10/13/09 15:10	JRR	9J13041	Dry Weight

Benchmark Environmental & Engineering Science
2558 Hamburg Turnpike, Suite 300
Lackawanna, NY 14218

SDG Number: RSJ0493

Project: Benchmark - Solsil site
Project Number: TURN-0002

Received: 10/07/09-10/08/09
Reported: 10/28/09 17:00

Analytical Report

Client ID: SS-7 (RSJ0645-05RE1 - Solid) — **Sampled: 10/07/09 10:53** — **Recvd: 10/08/09 11:30**

Semivolatile Organics by GC/MS

Analyte	Sample Result	Data Qualifiers	RL	MDL	Units	Dil Fac	Date Analyzed	Lab Tech	Batch	Method
2,4,5-Trichlorophenol	ND	D10	2000	430	ug/kg dry	10.0	10/22/09 14:45	MKP	9J21042	8270C
2,4,6-Trichlorophenol	ND	D10	2000	130	ug/kg dry	10.0	10/22/09 14:45	MKP	9J21042	8270C
2,4-Dichlorophenol	ND	D10	2000	100	ug/kg dry	10.0	10/22/09 14:45	MKP	9J21042	8270C
2,4-Dimethylphenol	ND	D10	2000	530	ug/kg dry	10.0	10/22/09 14:45	MKP	9J21042	8270C
2,4-Dinitrophenol	ND	D10	3800	680	ug/kg dry	10.0	10/22/09 14:45	MKP	9J21042	8270C
2,4-Dinitrotoluene	ND	D10	2000	300	ug/kg dry	10.0	10/22/09 14:45	MKP	9J21042	8270C
2,6-Dinitrotoluene	ND	D10	2000	480	ug/kg dry	10.0	10/22/09 14:45	MKP	9J21042	8270C
2-Chloronaphthalene	ND	D10	2000	130	ug/kg dry	10.0	10/22/09 14:45	MKP	9J21042	8270C
2-Chlorophenol	ND	D10	2000	99	ug/kg dry	10.0	10/22/09 14:45	MKP	9J21042	8270C
2-Methylnaphthalene	**81**	D10,J	2000	24	ug/kg dry	10.0	10/22/09 14:45	MKP	9J21042	8270C
2-Methylphenol	ND	D10	2000	60	ug/kg dry	10.0	10/22/09 14:45	MKP	9J21042	8270C
2-Nitroaniline	ND	D10	3800	630	ug/kg dry	10.0	10/22/09 14:45	MKP	9J21042	8270C
2-Nitrophenol	ND	D10	2000	89	ug/kg dry	10.0	10/22/09 14:45	MKP	9J21042	8270C
3,3'-Dichlorobenzidine	ND	D10	2000	1700	ug/kg dry	10.0	10/22/09 14:45	MKP	9J21042	8270C
3-Nitroaniline	ND	D10	3800	450	ug/kg dry	10.0	10/22/09 14:45	MKP	9J21042	8270C
4,6-Dinitro-2-methylphenol	ND	D10	3800	670	ug/kg dry	10.0	10/22/09 14:45	MKP	9J21042	8270C
4-Bromophenyl phenyl ether	ND	D10	2000	620	ug/kg dry	10.0	10/22/09 14:45	MKP	9J21042	8270C
4-Chloro-3-methylphenol	ND	D10	2000	80	ug/kg dry	10.0	10/22/09 14:45	MKP	9J21042	8270C
4-Chloroaniline	ND	D10	2000	570	ug/kg dry	10.0	10/22/09 14:45	MKP	9J21042	8270C
4-Chlorophenyl phenyl ether	ND	D10	2000	42	ug/kg dry	10.0	10/22/09 14:45	MKP	9J21042	8270C
4-Methylphenol	ND	D10	2000	110	ug/kg dry	10.0	10/22/09 14:45	MKP	9J21042	8270C
4-Nitroaniline	ND	D10	3800	220	ug/kg dry	10.0	10/22/09 14:45	MKP	9J21042	8270C
4-Nitrophenol	ND	D10	3800	470	ug/kg dry	10.0	10/22/09 14:45	MKP	9J21042	8270C
Acenaphthene	ND	D10	2000	23	ug/kg dry	10.0	10/22/09 14:45	MKP	9J21042	8270C
Acenaphthylene	ND	D10	2000	16	ug/kg dry	10.0	10/22/09 14:45	MKP	9J21042	8270C
Acetophenone	ND	D10	2000	100	ug/kg dry	10.0	10/22/09 14:45	MKP	9J21042	8270C
Anthracene	ND	D10	2000	50	ug/kg dry	10.0	10/22/09 14:45	MKP	9J21042	8270C
Atrazine	ND	D10	2000	87	ug/kg dry	10.0	10/22/09 14:45	MKP	9J21042	8270C
Benzaldehyde	ND	D10	2000	210	ug/kg dry	10.0	10/22/09 14:45	MKP	9J21042	8270C
Benzo(a)anthracene	**160**	D10,J	2000	34	ug/kg dry	10.0	10/22/09 14:45	MKP	9J21042	8270C
Benzo(a)pyrene	ND	D10	2000	47	ug/kg dry	10.0	10/22/09 14:45	MKP	9J21042	8270C
Benzo(b)fluoranthene	ND	D10	2000	38	ug/kg dry	10.0	10/22/09 14:45	MKP	9J21042	8270C
Benzo(ghi)perylene	ND	D10	2000	23	ug/kg dry	10.0	10/22/09 14:45	MKP	9J21042	8270C
Benzo(k)fluoranthene	ND	D10	2000	21	ug/kg dry	10.0	10/22/09 14:45	MKP	9J21042	8270C
Biphenyl	ND	D10	2000	120	ug/kg dry	10.0	10/22/09 14:45	MKP	9J21042	8270C
Bis(2-chloroethoxy)methane	ND	D10	2000	110	ug/kg dry	10.0	10/22/09 14:45	MKP	9J21042	8270C
Bis(2-chloroethyl)ether	ND	D10	2000	170	ug/kg dry	10.0	10/22/09 14:45	MKP	9J21042	8270C
2,2'-Oxybis(1-Chloropropane)	ND	D10	2000	200	ug/kg dry	10.0	10/22/09 14:45	MKP	9J21042	8270C
Bis(2-ethylhexyl) phthalate	ND	D10	2000	630	ug/kg dry	10.0	10/22/09 14:45	MKP	9J21042	8270C
Butyl benzyl phthalate	ND	D10	2000	520	ug/kg dry	10.0	10/22/09 14:45	MKP	9J21042	8270C
Caprolactam	ND	D10	2000	840	ug/kg dry	10.0	10/22/09 14:45	MKP	9J21042	8270C
Carbazole	ND	D10	2000	23	ug/kg dry	10.0	10/22/09 14:45	MKP	9J21042	8270C
Chrysene	**180**	D10,J	2000	20	ug/kg dry	10.0	10/22/09 14:45	MKP	9J21042	8270C
Dibenzo(a,h)anthracene	ND	D10	2000	23	ug/kg dry	10.0	10/22/09 14:45	MKP	9J21042	8270C
Dibenzofuran	ND	D10	2000	20	ug/kg dry	10.0	10/22/09 14:45	MKP	9J21042	8270C

Benchmark Environmental & Engineering Science
2558 Hamburg Turnpike, Suite 300
Lackawanna, NY 14218

SDG Number: RSJ0493

Project: Benchmark - Solsil site
Project Number: TURN-0002

Received: 10/07/09-10/08/09
Reported: 10/28/09 17:00

Analytical Report

Client ID: SS-7 (RSJ0645-05RE1 - Solid) - cont. **Sampled: 10/07/09 10:53** **Recvd: 10/08/09 11:30**

Semivolatile Organics by GC/MS - cont.

Analyte	Sample Result	Data Qualifiers	RL	MDL	Units	Dil Fac	Date Analyzed	Lab Tech	Batch	Method
Diethyl phthalate	ND	D10	2000	59	ug/kg dry	10.0	10/22/09 14:45	MKP	9J21042	8270C
Dimethyl phthalate	ND	D10	2000	51	ug/kg dry	10.0	10/22/09 14:45	MKP	9J21042	8270C
Di-n-butyl phthalate	ND	D10	2000	670	ug/kg dry	10.0	10/22/09 14:45	MKP	9J21042	8270C
Di-n-octyl phthalate	ND	D10	2000	46	ug/kg dry	10.0	10/22/09 14:45	MKP	9J21042	8270C
Fluoranthene	**290**	D10,J	2000	28	ug/kg dry	10.0	10/22/09 14:45	MKP	9J21042	8270C
Fluorene	ND	D10	2000	45	ug/kg dry	10.0	10/22/09 14:45	MKP	9J21042	8270C
Hexachlorobenzene	ND	D10	2000	97	ug/kg dry	10.0	10/22/09 14:45	MKP	9J21042	8270C
Hexachlorobutadiene	ND	D10	2000	100	ug/kg dry	10.0	10/22/09 14:45	MKP	9J21042	8270C
Hexachlorocyclopentadiene	ND	D10	2000	590	ug/kg dry	10.0	10/22/09 14:45	MKP	9J21042	8270C
Hexachloroethane	ND	D10	2000	150	ug/kg dry	10.0	10/22/09 14:45	MKP	9J21042	8270C
Indeno(1,2,3-cd)pyrene	ND	D10	2000	54	ug/kg dry	10.0	10/22/09 14:45	MKP	9J21042	8270C
Isophorone	ND	D10	2000	98	ug/kg dry	10.0	10/22/09 14:45	MKP	9J21042	8270C
Naphthalene	ND	D10	2000	32	ug/kg dry	10.0	10/22/09 14:45	MKP	9J21042	8270C
Nitrobenzene	ND	D10	2000	86	ug/kg dry	10.0	10/22/09 14:45	MKP	9J21042	8270C
N-Nitrosodi-n-propylamine	ND	D10	2000	150	ug/kg dry	10.0	10/22/09 14:45	MKP	9J21042	8270C
N-Nitrosodiphenylamine	ND	D10,L	2000	110	ug/kg dry	10.0	10/22/09 14:45	MKP	9J21042	8270C
Pentachlorophenol	ND	D10	3800	670	ug/kg dry	10.0	10/22/09 14:45	MKP	9J21042	8270C
Phenanthrene	ND	D10	2000	41	ug/kg dry	10.0	10/22/09 14:45	MKP	9J21042	8270C
Phenol	ND	D10	2000	210	ug/kg dry	10.0	10/22/09 14:45	MKP	9J21042	8270C
Pyrene	**210**	D10,J	2000	13	ug/kg dry	10.0	10/22/09 14:45	MKP	9J21042	8270C
2,4,6-Tribromophenol	*78 %*	*D10*	*Surr Limits: (39-146%)*				*10/22/09 14:45*	*MKP*	*9J21042*	*8270C*
2-Fluorobiphenyl	*104 %*	*D10*	*Surr Limits: (37-120%)*				*10/22/09 14:45*	*MKP*	*9J21042*	*8270C*
2-Fluorophenol	*65 %*	*D10*	*Surr Limits: (18-120%)*				*10/22/09 14:45*	*MKP*	*9J21042*	*8270C*
Nitrobenzene-d5	*92 %*	*D10*	*Surr Limits: (34-132%)*				*10/22/09 14:45*	*MKP*	*9J21042*	*8270C*
Phenol-d5	*80 %*	*D10*	*Surr Limits: (11-120%)*				*10/22/09 14:45*	*MKP*	*9J21042*	*8270C*
p-Terphenyl-d14	*95 %*	*D10*	*Surr Limits: (58-147%)*				*10/22/09 14:45*	*MKP*	*9J21042*	*8270C*

Benchmark Environmental & Engineering Science
2558 Hamburg Turnpike, Suite 300
Lackawanna, NY 14218

SDG Number: RSJ0493

Project: Benchmark - Solsil site
Project Number: TURN-0002

Received: 10/07/09-10/08/09
Reported: 10/28/09 17:00

Analytical Report

Analyte	Sample Result	Data Qualifiers	RL	MDL	Units	Dil Fac	Date Analyzed	Lab Tech	Batch	Method
Client ID: SS-8 (RSJ0645-06 - Solid)						**Sampled: 10/07/09 11:00**		**Recvd: 10/08/09 11:30**		
Polychlorinated Biphenyls by EPA Method 8082										
Aroclor 1016	ND	C7	24	4.7	ug/kg dry	1.00	10/14/09 16:48	JxM	9J12079	8082
Aroclor 1221	ND	C7	24	4.7	ug/kg dry	1.00	10/14/09 16:48	JxM	9J12079	8082
Aroclor 1232	ND	C7	24	4.7	ug/kg dry	1.00	10/14/09 16:48	JxM	9J12079	8082
Aroclor 1242	ND	C7	24	5.2	ug/kg dry	1.00	10/14/09 16:48	JxM	9J12079	8082
Aroclor 1248	ND	C7	24	4.7	ug/kg dry	1.00	10/14/09 16:48	JxM	9J12079	8082
Aroclor 1254	**26**	C7	24	5.0	ug/kg dry	1.00	10/14/09 16:48	JxM	9J12079	8082
Aroclor 1260	ND	C7	24	5.0	ug/kg dry	1.00	10/14/09 16:48	JxM	9J12079	8082
Decachlorobiphenyl	*86 %*	*C7*	*Surr Limits: (34-148%)*				*10/14/09 16:48*	*JxM*	*9J12079*	*8082*
Tetrachloro-m-xylene	*88 %*	*C7*	*Surr Limits: (35-134%)*				*10/14/09 16:48*	*JxM*	*9J12079*	*8082*
Total Metals by SW 846 Series Methods										
Aluminum	**871**		13.9	NR	mg/kg dry	1.00	10/13/09 05:25	LMH	9J12021	6010B
Antimony	ND		20.8	NR	mg/kg dry	1.00	10/13/09 05:25	LMH	9J12021	6010B
Arsenic	ND		2.8	NR	mg/kg dry	1.00	10/13/09 05:25	LMH	9J12021	6010B
Barium	**31.7**		0.693	NR	mg/kg dry	1.00	10/13/09 05:25	LMH	9J12021	6010B
Beryllium	ND		0.277	NR	mg/kg dry	1.00	10/13/09 05:25	LMH	9J12021	6010B
Cadmium	**0.648**		0.277	NR	mg/kg dry	1.00	10/13/09 05:25	LMH	9J12021	6010B
Calcium	**13100**		69.3	NR	mg/kg dry	1.00	10/13/09 05:25	LMH	9J12021	6010B
Chromium	**23.2**		0.693	NR	mg/kg dry	1.00	10/13/09 11:34	LMH	9J12021	6010B
Cobalt	**2.19**		0.693	NR	mg/kg dry	1.00	10/13/09 05:25	LMH	9J12021	6010B
Copper	**26.2**		1.4	NR	mg/kg dry	1.00	10/13/09 05:25	LMH	9J12021	6010B
Iron	**6220**		13.9	NR	mg/kg dry	1.00	10/13/09 05:25	LMH	9J12021	6010B
Lead	**25.4**		1.4	NR	mg/kg dry	1.00	10/13/09 05:25	LMH	9J12021	6010B
Magnesium	**5160**		27.7	NR	mg/kg dry	1.00	10/13/09 05:25	LMH	9J12021	6010B
Manganese	**177**		0.3	NR	mg/kg dry	1.00	10/13/09 05:25	LMH	9J12021	6010B
Nickel	**26.0**		6.93	NR	mg/kg dry	1.00	10/13/09 05:25	LMH	9J12021	6010B
Potassium	**198**		41.6	NR	mg/kg dry	1.00	10/13/09 05:25	LMH	9J12021	6010B
Selenium	ND		5.5	NR	mg/kg dry	1.00	10/13/09 05:25	LMH	9J12021	6010B
Silver	ND		0.693	NR	mg/kg dry	1.00	10/13/09 05:25	LMH	9J12021	6010B
Sodium	**289**		194	NR	mg/kg dry	1.00	10/13/09 05:25	LMH	9J12021	6010B
Thallium	ND		8.3	NR	mg/kg dry	1.00	10/13/09 05:25	LMH	9J12021	6010B
Vanadium	**3.52**		0.693	NR	mg/kg dry	1.00	10/13/09 05:25	LMH	9J12021	6010B
Zinc	**4470**	D08	13.9	NR	mg/kg dry	5.00	10/13/09 13:19	LMH	9J12021	6010B
Mercury	ND		0.0277	NR	mg/kg dry	1.00	10/13/09 15:29	MXM	9J13025	7471A
General Chemistry Parameters										
Percent Solids	**70**		0.010	NR	%	1.00	10/12/09 16:06	JR	9J12049	Dry Weight

Benchmark Environmental & Engineering Science
2558 Hamburg Turnpike, Suite 300
Lackawanna, NY 14218

SDG Number: RSJ0493

Project: Benchmark - Solsil site
Project Number: TURN-0002

Received: 10/07/09-10/08/09
Reported: 10/28/09 17:00

Analytical Report

Analyte	Sample Result	Data Qualifiers	RL	MDL	Units	Dil Fac	Date Analyzed	Lab Tech	Batch	Method
Client ID: SS-8 (RSJ0645-06RE1 - Solid)						**Sampled: 10/07/09 11:00**		**Recvd: 10/08/09 11:30**		
Semivolatile Organics by GC/MS										
2,4,5-Trichlorophenol	ND	D10	2400	520	ug/kg dry	10.0	10/22/09 15:10	MKP	9J21042	8270C
2,4,6-Trichlorophenol	ND	D10	2400	160	ug/kg dry	10.0	10/22/09 15:10	MKP	9J21042	8270C
2,4-Dichlorophenol	ND	D10	2400	120	ug/kg dry	10.0	10/22/09 15:10	MKP	9J21042	8270C
2,4-Dimethylphenol	ND	D10	2400	640	ug/kg dry	10.0	10/22/09 15:10	MKP	9J21042	8270C
2,4-Dinitrophenol	ND	D10	4600	830	ug/kg dry	10.0	10/22/09 15:10	MKP	9J21042	8270C
2,4-Dinitrotoluene	ND	D10	2400	370	ug/kg dry	10.0	10/22/09 15:10	MKP	9J21042	8270C
2,6-Dinitrotoluene	ND	D10	2400	580	ug/kg dry	10.0	10/22/09 15:10	MKP	9J21042	8270C
2-Chloronaphthalene	ND	D10	2400	160	ug/kg dry	10.0	10/22/09 15:10	MKP	9J21042	8270C
2-Chlorophenol	ND	D10	2400	120	ug/kg dry	10.0	10/22/09 15:10	MKP	9J21042	8270C
2-Methylnaphthalene	**130**	D10,J	2400	29	ug/kg dry	10.0	10/22/09 15:10	MKP	9J21042	8270C
2-Methylphenol	ND	D10	2400	73	ug/kg dry	10.0	10/22/09 15:10	MKP	9J21042	8270C
2-Nitroaniline	ND	D10	4600	760	ug/kg dry	10.0	10/22/09 15:10	MKP	9J21042	8270C
2-Nitrophenol	ND	D10	2400	110	ug/kg dry	10.0	10/22/09 15:10	MKP	9J21042	8270C
3,3'-Dichlorobenzidine	ND	D10	2400	2100	ug/kg dry	10.0	10/22/09 15:10	MKP	9J21042	8270C
3-Nitroaniline	ND	D10	4600	550	ug/kg dry	10.0	10/22/09 15:10	MKP	9J21042	8270C
4,6-Dinitro-2-methylphenol	ND	D10	4600	820	ug/kg dry	10.0	10/22/09 15:10	MKP	9J21042	8270C
4-Bromophenyl phenyl ether	ND	D10	2400	750	ug/kg dry	10.0	10/22/09 15:10	MKP	9J21042	8270C
4-Chloro-3-methylphenol	ND	D10	2400	98	ug/kg dry	10.0	10/22/09 15:10	MKP	9J21042	8270C
4-Chloroaniline	ND	D10	2400	700	ug/kg dry	10.0	10/22/09 15:10	MKP	9J21042	8270C
4-Chlorophenyl phenyl ether	ND	D10	2400	51	ug/kg dry	10.0	10/22/09 15:10	MKP	9J21042	8270C
4-Methylphenol	ND	D10	2400	130	ug/kg dry	10.0	10/22/09 15:10	MKP	9J21042	8270C
4-Nitroaniline	ND	D10	4600	260	ug/kg dry	10.0	10/22/09 15:10	MKP	9J21042	8270C
4-Nitrophenol	ND	D10	4600	570	ug/kg dry	10.0	10/22/09 15:10	MKP	9J21042	8270C
Acenaphthene	**180**	D10,J	2400	28	ug/kg dry	10.0	10/22/09 15:10	MKP	9J21042	8270C
Acenaphthylene	ND	D10	2400	19	ug/kg dry	10.0	10/22/09 15:10	MKP	9J21042	8270C
Acetophenone	ND	D10	2400	120	ug/kg dry	10.0	10/22/09 15:10	MKP	9J21042	8270C
Anthracene	**270**	D10,J	2400	61	ug/kg dry	10.0	10/22/09 15:10	MKP	9J21042	8270C
Atrazine	ND	D10	2400	110	ug/kg dry	10.0	10/22/09 15:10	MKP	9J21042	8270C
Benzaldehyde	ND	D10	2400	260	ug/kg dry	10.0	10/22/09 15:10	MKP	9J21042	8270C
Benzo(a)anthracene	**1500**	D10,J	2400	41	ug/kg dry	10.0	10/22/09 15:10	MKP	9J21042	8270C
Benzo(a)pyrene	**1800**	D10,J	2400	57	ug/kg dry	10.0	10/22/09 15:10	MKP	9J21042	8270C
Benzo(b)fluoranthene	**2100**	D10,J	2400	46	ug/kg dry	10.0	10/22/09 15:10	MKP	9J21042	8270C
Benzo(ghi)perylene	**1200**	D10,J	2400	28	ug/kg dry	10.0	10/22/09 15:10	MKP	9J21042	8270C
Benzo(k)fluoranthene	**680**	D10,J	2400	26	ug/kg dry	10.0	10/22/09 15:10	MKP	9J21042	8270C
Biphenyl	ND	D10	2400	150	ug/kg dry	10.0	10/22/09 15:10	MKP	9J21042	8270C
Bis(2-chloroethoxy)methane	ND	D10	2400	130	ug/kg dry	10.0	10/22/09 15:10	MKP	9J21042	8270C
Bis(2-chloroethyl)ether	ND	D10	2400	200	ug/kg dry	10.0	10/22/09 15:10	MKP	9J21042	8270C
2,2'-Oxybis(1-Chloropropane)	ND	D10	2400	250	ug/kg dry	10.0	10/22/09 15:10	MKP	9J21042	8270C
Bis(2-ethylhexyl) phthalate	ND	D10	2400	760	ug/kg dry	10.0	10/22/09 15:10	MKP	9J21042	8270C
Butyl benzyl phthalate	**1000**	D10,J	2400	640	ug/kg dry	10.0	10/22/09 15:10	MKP	9J21042	8270C
Caprolactam	ND	D10	2400	1000	ug/kg dry	10.0	10/22/09 15:10	MKP	9J21042	8270C
Carbazole	ND	D10	2400	27	ug/kg dry	10.0	10/22/09 15:10	MKP	9J21042	8270C
Chrysene	**1500**	D10,J	2400	24	ug/kg dry	10.0	10/22/09 15:10	MKP	9J21042	8270C
Dibenzo(a,h)anthracene	ND	D10	2400	28	ug/kg dry	10.0	10/22/09 15:10	MKP	9J21042	8270C
Dibenzofuran	ND	D10	2400	25	ug/kg dry	10.0	10/22/09 15:10	MKP	9J21042	8270C

Benchmark Environmental & Engineering Science
2558 Hamburg Turnpike, Suite 300
Lackawanna, NY 14218

SDG Number: RSJ0493

Project: Benchmark - Solsil site
Project Number: TURN-0002

Received: 10/07/09-10/08/09
Reported: 10/28/09 17:00

Analytical Report

Client ID: SS-8 (RSJ0645-06RE1 - Solid) - cont. **Sampled: 10/07/09 11:00** **Recvd: 10/08/09 11:30**

Semivolatile Organics by GC/MS - cont.

Analyte	Sample Result	Data Qualifiers	RL	MDL	Units	Dil Fac	Date Analyzed	Lab Tech	Batch	Method
Diethyl phthalate	ND	D10	2400	72	ug/kg dry	10.0	10/22/09 15:10	MKP	9J21042	8270C
Dimethyl phthalate	ND	D10	2400	62	ug/kg dry	10.0	10/22/09 15:10	MKP	9J21042	8270C
Di-n-butyl phthalate	ND	D10	2400	820	ug/kg dry	10.0	10/22/09 15:10	MKP	9J21042	8270C
Di-n-octyl phthalate	ND	D10	2400	55	ug/kg dry	10.0	10/22/09 15:10	MKP	9J21042	8270C
Fluoranthene	**1800**	D10,J	2400	34	ug/kg dry	10.0	10/22/09 15:10	MKP	9J21042	8270C
Fluorene	ND	D10	2400	55	ug/kg dry	10.0	10/22/09 15:10	MKP	9J21042	8270C
Hexachlorobenzene	ND	D10	2400	120	ug/kg dry	10.0	10/22/09 15:10	MKP	9J21042	8270C
Hexachlorobutadiene	ND	D10	2400	120	ug/kg dry	10.0	10/22/09 15:10	MKP	9J21042	8270C
Hexachlorocyclopentadiene	ND	D10	2400	720	ug/kg dry	10.0	10/22/09 15:10	MKP	9J21042	8270C
Hexachloroethane	ND	D10	2400	180	ug/kg dry	10.0	10/22/09 15:10	MKP	9J21042	8270C
Indeno(1,2,3-cd)pyrene	**1100**	D10,J	2400	66	ug/kg dry	10.0	10/22/09 15:10	MKP	9J21042	8270C
Isophorone	ND	D10	2400	120	ug/kg dry	10.0	10/22/09 15:10	MKP	9J21042	8270C
Naphthalene	ND	D10	2400	39	ug/kg dry	10.0	10/22/09 15:10	MKP	9J21042	8270C
Nitrobenzene	ND	D10	2400	110	ug/kg dry	10.0	10/22/09 15:10	MKP	9J21042	8270C
N-Nitrosodi-n-propylamine	ND	D10	2400	190	ug/kg dry	10.0	10/22/09 15:10	MKP	9J21042	8270C
N-Nitrosodiphenylamine	ND	D10,L	2400	130	ug/kg dry	10.0	10/22/09 15:10	MKP	9J21042	8270C
Pentachlorophenol	ND	D10	4600	810	ug/kg dry	10.0	10/22/09 15:10	MKP	9J21042	8270C
Phenanthrene	**1200**	D10,J	2400	50	ug/kg dry	10.0	10/22/09 15:10	MKP	9J21042	8270C
Phenol	ND	D10	2400	250	ug/kg dry	10.0	10/22/09 15:10	MKP	9J21042	8270C
Pyrene	**1700**	D10,J	2400	15	ug/kg dry	10.0	10/22/09 15:10	MKP	9J21042	8270C
2,4,6-Tribromophenol	*75 %*	*D10*	*Surr Limits: (39-146%)*				*10/22/09 15:10*	*MKP*	*9J21042*	*8270C*
2-Fluorobiphenyl	*81 %*	*D10*	*Surr Limits: (37-120%)*				*10/22/09 15:10*	*MKP*	*9J21042*	*8270C*
2-Fluorophenol	*59 %*	*D10*	*Surr Limits: (18-120%)*				*10/22/09 15:10*	*MKP*	*9J21042*	*8270C*
Nitrobenzene-d5	*69 %*	*D10*	*Surr Limits: (34-132%)*				*10/22/09 15:10*	*MKP*	*9J21042*	*8270C*
Phenol-d5	*70 %*	*D10*	*Surr Limits: (11-120%)*				*10/22/09 15:10*	*MKP*	*9J21042*	*8270C*
p-Terphenyl-d14	*91 %*	*D10*	*Surr Limits: (58-147%)*				*10/22/09 15:10*	*MKP*	*9J21042*	*8270C*

Benchmark Environmental & Engineering Science
2558 Hamburg Turnpike, Suite 300
Lackawanna, NY 14218

SDG Number: RSJ0493

Project: Benchmark - Solsil site
Project Number: TURN-0002

Received: 10/07/09-10/08/09
Reported: 10/28/09 17:00

Analytical Report

Analyte	Sample Result	Data Qualifiers	RL	MDL	Units	Dil Fac	Date Analyzed	Lab Tech	Batch	Method
Client ID: SS-9 (RSJ0645-07 - Solid)						**Sampled: 10/07/09 11:19**		**Recvd: 10/08/09 11:30**		
Polychlorinated Biphenyls by EPA Method 8082										
Aroclor 1016	ND	C7	17	3.3	ug/kg dry	1.00	10/14/09 17:02	JxM	9J12079	8082
Aroclor 1221	ND	C7	17	3.3	ug/kg dry	1.00	10/14/09 17:02	JxM	9J12079	8082
Aroclor 1232	ND	C7	17	3.3	ug/kg dry	1.00	10/14/09 17:02	JxM	9J12079	8082
Aroclor 1242	ND	C7	17	3.7	ug/kg dry	1.00	10/14/09 17:02	JxM	9J12079	8082
Aroclor 1248	ND	C7	17	3.3	ug/kg dry	1.00	10/14/09 17:02	JxM	9J12079	8082
Aroclor 1254	**6.1**	C7,J	17	3.6	ug/kg dry	1.00	10/14/09 17:02	JxM	9J12079	8082
Aroclor 1260	ND	C7	17	3.6	ug/kg dry	1.00	10/14/09 17:02	JxM	9J12079	8082
Decachlorobiphenyl	*93 %*	*C7*	*Surr Limits: (34-148%)*				*10/14/09 17:02*	*JxM*	*9J12079*	*8082*
Tetrachloro-m-xylene	*82 %*	*C7*	*Surr Limits: (35-134%)*				*10/14/09 17:02*	*JxM*	*9J12079*	*8082*
Total Metals by SW 846 Series Methods										
Aluminum	**4350**		11.1	NR	mg/kg dry	1.00	10/13/09 05:30	LMH	9J12021	6010B
Antimony	ND		16.7	NR	mg/kg dry	1.00	10/13/09 05:30	LMH	9J12021	6010B
Arsenic	**2.2**		2.2	NR	mg/kg dry	1.00	10/13/09 05:30	LMH	9J12021	6010B
Barium	**29.2**		0.555	NR	mg/kg dry	1.00	10/13/09 05:30	LMH	9J12021	6010B
Beryllium	ND		0.222	NR	mg/kg dry	1.00	10/13/09 05:30	LMH	9J12021	6010B
Cadmium	ND		0.222	NR	mg/kg dry	1.00	10/13/09 05:30	LMH	9J12021	6010B
Calcium	**41300**		55.5	NR	mg/kg dry	1.00	10/13/09 05:30	LMH	9J12021	6010B
Chromium	**109**		0.555	NR	mg/kg dry	1.00	10/13/09 11:52	LMH	9J12021	6010B
Cobalt	**3.78**		0.555	NR	mg/kg dry	1.00	10/13/09 05:30	LMH	9J12021	6010B
Copper	**14.5**		1.1	NR	mg/kg dry	1.00	10/13/09 05:30	LMH	9J12021	6010B
Iron	**4080**		11.1	NR	mg/kg dry	1.00	10/13/09 05:30	LMH	9J12021	6010B
Lead	**19.9**		1.1	NR	mg/kg dry	1.00	10/13/09 05:30	LMH	9J12021	6010B
Magnesium	**29500**		22.2	NR	mg/kg dry	1.00	10/13/09 05:30	LMH	9J12021	6010B
Manganese	**558**		0.2	NR	mg/kg dry	1.00	10/13/09 05:30	LMH	9J12021	6010B
Nickel	**119**		5.55	NR	mg/kg dry	1.00	10/13/09 05:30	LMH	9J12021	6010B
Potassium	**273**		33.3	NR	mg/kg dry	1.00	10/13/09 05:30	LMH	9J12021	6010B
Selenium	ND		4.4	NR	mg/kg dry	1.00	10/13/09 05:30	LMH	9J12021	6010B
Silver	ND		0.555	NR	mg/kg dry	1.00	10/13/09 05:30	LMH	9J12021	6010B
Sodium	ND		156	NR	mg/kg dry	1.00	10/13/09 05:30	LMH	9J12021	6010B
Thallium	ND		6.7	NR	mg/kg dry	1.00	10/13/09 05:30	LMH	9J12021	6010B
Vanadium	**5.08**		0.555	NR	mg/kg dry	1.00	10/13/09 05:30	LMH	9J12021	6010B
Zinc	**75.2**		2.2	NR	mg/kg dry	1.00	10/13/09 05:30	LMH	9J12021	6010B
Mercury	ND		0.0202	NR	mg/kg dry	1.00	10/13/09 15:31	MXM	9J13025	7471A
General Chemistry Parameters										
Percent Solids	**97**		0.010	NR	%	1.00	10/12/09 16:08	JR	9J12049	Dry Weight

Benchmark Environmental & Engineering Science
2558 Hamburg Turnpike, Suite 300
Lackawanna, NY 14218

SDG Number: RSJ0493

Project: Benchmark - Solsil site
Project Number: TURN-0002

Received: 10/07/09-10/08/09
Reported: 10/28/09 17:00

Analytical Report

Client ID: SS-9 (RSJ0645-07RE1 - Solid) — **Sampled: 10/07/09 11:19** — **Recvd: 10/08/09 11:30**

Semivolatile Organics by GC/MS

Analyte	Sample Result	Data Qualifiers	RL	MDL	Units	Dil Fac	Date Analyzed	Lab Tech	Batch	Method
2,4,5-Trichlorophenol	ND	D12	8500	1800	ug/kg dry	50.0	10/22/09 15:34	MKP	9J21042	8270C
2,4,6-Trichlorophenol	ND	D12	8500	560	ug/kg dry	50.0	10/22/09 15:34	MKP	9J21042	8270C
2,4-Dichlorophenol	ND	D12	8500	440	ug/kg dry	50.0	10/22/09 15:34	MKP	9J21042	8270C
2,4-Dimethylphenol	ND	D12	8500	2300	ug/kg dry	50.0	10/22/09 15:34	MKP	9J21042	8270C
2,4-Dinitrophenol	ND	D12	17000	3000	ug/kg dry	50.0	10/22/09 15:34	MKP	9J21042	8270C
2,4-Dinitrotoluene	ND	D12	8500	1300	ug/kg dry	50.0	10/22/09 15:34	MKP	9J21042	8270C
2,6-Dinitrotoluene	ND	D12	8500	2100	ug/kg dry	50.0	10/22/09 15:34	MKP	9J21042	8270C
2-Chloronaphthalene	ND	D12	8500	570	ug/kg dry	50.0	10/22/09 15:34	MKP	9J21042	8270C
2-Chlorophenol	ND	D12	8500	430	ug/kg dry	50.0	10/22/09 15:34	MKP	9J21042	8270C
2-Methylnaphthalene	ND	D12	8500	100	ug/kg dry	50.0	10/22/09 15:34	MKP	9J21042	8270C
2-Methylphenol	ND	D12	8500	260	ug/kg dry	50.0	10/22/09 15:34	MKP	9J21042	8270C
2-Nitroaniline	ND	D12	17000	2700	ug/kg dry	50.0	10/22/09 15:34	MKP	9J21042	8270C
2-Nitrophenol	ND	D12	8500	390	ug/kg dry	50.0	10/22/09 15:34	MKP	9J21042	8270C
3,3'-Dichlorobenzidine	ND	D12	8500	7400	ug/kg dry	50.0	10/22/09 15:34	MKP	9J21042	8270C
3-Nitroaniline	ND	D12	17000	1900	ug/kg dry	50.0	10/22/09 15:34	MKP	9J21042	8270C
4,6-Dinitro-2-methylphenol	ND	D12	17000	2900	ug/kg dry	50.0	10/22/09 15:34	MKP	9J21042	8270C
4-Bromophenyl phenyl ether	ND	D12	8500	2700	ug/kg dry	50.0	10/22/09 15:34	MKP	9J21042	8270C
4-Chloro-3-methylphenol	ND	D12	8500	350	ug/kg dry	50.0	10/22/09 15:34	MKP	9J21042	8270C
4-Chloroaniline	ND	D12	8500	2500	ug/kg dry	50.0	10/22/09 15:34	MKP	9J21042	8270C
4-Chlorophenyl phenyl ether	ND	D12	8500	180	ug/kg dry	50.0	10/22/09 15:34	MKP	9J21042	8270C
4-Methylphenol	ND	D12	8500	470	ug/kg dry	50.0	10/22/09 15:34	MKP	9J21042	8270C
4-Nitroaniline	ND	D12	17000	950	ug/kg dry	50.0	10/22/09 15:34	MKP	9J21042	8270C
4-Nitrophenol	ND	D12	17000	2100	ug/kg dry	50.0	10/22/09 15:34	MKP	9J21042	8270C
Acenaphthene	ND	D12	8500	100	ug/kg dry	50.0	10/22/09 15:34	MKP	9J21042	8270C
Acenaphthylene	ND	D12	8500	69	ug/kg dry	50.0	10/22/09 15:34	MKP	9J21042	8270C
Acetophenone	ND	D12	8500	440	ug/kg dry	50.0	10/22/09 15:34	MKP	9J21042	8270C
Anthracene	ND	D12	8500	220	ug/kg dry	50.0	10/22/09 15:34	MKP	9J21042	8270C
Atrazine	ND	D12	8500	380	ug/kg dry	50.0	10/22/09 15:34	MKP	9J21042	8270C
Benzaldehyde	ND	D12	8500	930	ug/kg dry	50.0	10/22/09 15:34	MKP	9J21042	8270C
Benzo(a)anthracene	**850**	D12,J	8500	150	ug/kg dry	50.0	10/22/09 15:34	MKP	9J21042	8270C
Benzo(a)pyrene	**750**	D12,J	8500	200	ug/kg dry	50.0	10/22/09 15:34	MKP	9J21042	8270C
Benzo(b)fluoranthene	**1000**	D12,J	8500	160	ug/kg dry	50.0	10/22/09 15:34	MKP	9J21042	8270C
Benzo(ghi)perylene	**670**	D12,J	8500	100	ug/kg dry	50.0	10/22/09 15:34	MKP	9J21042	8270C
Benzo(k)fluoranthene	**400**	D12,J	8500	93	ug/kg dry	50.0	10/22/09 15:34	MKP	9J21042	8270C
Biphenyl	ND	D12	8500	530	ug/kg dry	50.0	10/22/09 15:34	MKP	9J21042	8270C
Bis(2-chloroethoxy)methane	ND	D12	8500	460	ug/kg dry	50.0	10/22/09 15:34	MKP	9J21042	8270C
Bis(2-chloroethyl)ether	ND	D12	8500	730	ug/kg dry	50.0	10/22/09 15:34	MKP	9J21042	8270C
2,2'-Oxybis(1-Chloropropane)	ND	D12	8500	890	ug/kg dry	50.0	10/22/09 15:34	MKP	9J21042	8270C
Bis(2-ethylhexyl) phthalate	ND	D12	8500	2700	ug/kg dry	50.0	10/22/09 15:34	MKP	9J21042	8270C
Butyl benzyl phthalate	ND	D12	8500	2300	ug/kg dry	50.0	10/22/09 15:34	MKP	9J21042	8270C
Caprolactam	ND	D12	8500	3700	ug/kg dry	50.0	10/22/09 15:34	MKP	9J21042	8270C
Carbazole	ND	D12	8500	98	ug/kg dry	50.0	10/22/09 15:34	MKP	9J21042	8270C
Chrysene	**770**	D12,J	8500	85	ug/kg dry	50.0	10/22/09 15:34	MKP	9J21042	8270C
Dibenzo(a,h)anthracene	ND	D12	8500	100	ug/kg dry	50.0	10/22/09 15:34	MKP	9J21042	8270C
Dibenzofuran	ND	D12	8500	88	ug/kg dry	50.0	10/22/09 15:34	MKP	9J21042	8270C

Benchmark Environmental & Engineering Science
2558 Hamburg Turnpike, Suite 300
Lackawanna, NY 14218

SDG Number: RSJ0493

Project: Benchmark - Solsil site
Project Number: TURN-0002

Received: 10/07/09-10/08/09
Reported: 10/28/09 17:00

Analytical Report

Client ID: SS-9 (RSJ0645-07RE1 - Solid) - cont. **Sampled: 10/07/09 11:19** **Recvd: 10/08/09 11:30**

Semivolatile Organics by GC/MS - cont.

Analyte	Sample Result	Data Qualifiers	RL	MDL	Units	Dil Fac	Date Analyzed	Lab Tech	Batch	Method
Diethyl phthalate	ND	D12	8500	260	ug/kg dry	50.0	10/22/09 15:34	MKP	9J21042	8270C
Dimethyl phthalate	ND	D12	8500	220	ug/kg dry	50.0	10/22/09 15:34	MKP	9J21042	8270C
Di-n-butyl phthalate	ND	D12	8500	2900	ug/kg dry	50.0	10/22/09 15:34	MKP	9J21042	8270C
Di-n-octyl phthalate	ND	D12	8500	200	ug/kg dry	50.0	10/22/09 15:34	MKP	9J21042	8270C
Fluoranthene	**1600**	D12,J	8500	120	ug/kg dry	50.0	10/22/09 15:34	MKP	9J21042	8270C
Fluorene	ND	D12	8500	200	ug/kg dry	50.0	10/22/09 15:34	MKP	9J21042	8270C
Hexachlorobenzene	ND	D12	8500	420	ug/kg dry	50.0	10/22/09 15:34	MKP	9J21042	8270C
Hexachlorobutadiene	ND	D12	8500	430	ug/kg dry	50.0	10/22/09 15:34	MKP	9J21042	8270C
Hexachlorocyclopentadiene	ND	D12	8500	2600	ug/kg dry	50.0	10/22/09 15:34	MKP	9J21042	8270C
Hexachloroethane	ND	D12	8500	660	ug/kg dry	50.0	10/22/09 15:34	MKP	9J21042	8270C
Indeno(1,2,3-cd)pyrene	ND	D12	8500	230	ug/kg dry	50.0	10/22/09 15:34	MKP	9J21042	8270C
Isophorone	ND	D12	8500	420	ug/kg dry	50.0	10/22/09 15:34	MKP	9J21042	8270C
Naphthalene	ND	D12	8500	140	ug/kg dry	50.0	10/22/09 15:34	MKP	9J21042	8270C
Nitrobenzene	ND	D12	8500	380	ug/kg dry	50.0	10/22/09 15:34	MKP	9J21042	8270C
N-Nitrosodi-n-propylamine	ND	D12	8500	670	ug/kg dry	50.0	10/22/09 15:34	MKP	9J21042	8270C
N-Nitrosodiphenylamine	ND	D12,L	8500	460	ug/kg dry	50.0	10/22/09 15:34	MKP	9J21042	8270C
Pentachlorophenol	ND	D12	17000	2900	ug/kg dry	50.0	10/22/09 15:34	MKP	9J21042	8270C
Phenanthrene	**790**	D12,J	8500	180	ug/kg dry	50.0	10/22/09 15:34	MKP	9J21042	8270C
Phenol	ND	D12	8500	890	ug/kg dry	50.0	10/22/09 15:34	MKP	9J21042	8270C
Pyrene	**1300**	D12,J	8500	55	ug/kg dry	50.0	10/22/09 15:34	MKP	9J21042	8270C
2,4,6-Tribromophenol	*70 %*	*D12*	*Surr Limits: (39-146%)*				*10/22/09 15:34*	*MKP*	*9J21042*	*8270C*
2-Fluorobiphenyl	*90 %*	*D12*	*Surr Limits: (37-120%)*				*10/22/09 15:34*	*MKP*	*9J21042*	*8270C*
2-Fluorophenol	*61 %*	*D12*	*Surr Limits: (18-120%)*				*10/22/09 15:34*	*MKP*	*9J21042*	*8270C*
Nitrobenzene-d5	*78 %*	*D12*	*Surr Limits: (34-132%)*				*10/22/09 15:34*	*MKP*	*9J21042*	*8270C*
Phenol-d5	*68 %*	*D12*	*Surr Limits: (11-120%)*				*10/22/09 15:34*	*MKP*	*9J21042*	*8270C*
p-Terphenyl-d14	*78 %*	*D12*	*Surr Limits: (58-147%)*				*10/22/09 15:34*	*MKP*	*9J21042*	*8270C*

Benchmark Environmental & Engineering Science
2558 Hamburg Turnpike, Suite 300
Lackawanna, NY 14218

SDG Number: RSJ0493

Project: Benchmark - Solsil site
Project Number: TURN-0002

Received: 10/07/09-10/08/09
Reported: 10/28/09 17:00

Analytical Report

Client ID: TP-1 (0-3) (RSJ0493-05 - Solid) — **Sampled: 10/06/09 11:15** — **Recvd: 10/07/09 10:55**

Semivolatile Organics by GC/MS

Analyte	Sample Result	Data Qualifiers	RL	MDL	Units	Dil Fac	Date Analyzed	Lab Tech	Batch	Method
2,4,5-Trichlorophenol	ND	D10	1000	230	ug/kg dry	5.00	10/12/09 15:50	MKP	9J07128	8270C
2,4,6-Trichlorophenol	ND	D10	1000	69	ug/kg dry	5.00	10/12/09 15:50	MKP	9J07128	8270C
2,4-Dichlorophenol	ND	D10	1000	54	ug/kg dry	5.00	10/12/09 15:50	MKP	9J07128	8270C
2,4-Dimethylphenol	ND	D10	1000	280	ug/kg dry	5.00	10/12/09 15:50	MKP	9J07128	8270C
2,4-Dinitrophenol	ND	D10	2000	360	ug/kg dry	5.00	10/12/09 15:50	MKP	9J07128	8270C
2,4-Dinitrotoluene	ND	D10	1000	160	ug/kg dry	5.00	10/12/09 15:50	MKP	9J07128	8270C
2,6-Dinitrotoluene	ND	D10	1000	250	ug/kg dry	5.00	10/12/09 15:50	MKP	9J07128	8270C
2-Chloronaphthalene	ND	D10	1000	70	ug/kg dry	5.00	10/12/09 15:50	MKP	9J07128	8270C
2-Chlorophenol	ND	D10	1000	53	ug/kg dry	5.00	10/12/09 15:50	MKP	9J07128	8270C
2-Methylnaphthalene	**86**	D10,J	1000	13	ug/kg dry	5.00	10/12/09 15:50	MKP	9J07128	8270C
2-Methylphenol	ND	D10	1000	32	ug/kg dry	5.00	10/12/09 15:50	MKP	9J07128	8270C
2-Nitroaniline	ND	D10,L	2000	330	ug/kg dry	5.00	10/12/09 15:50	MKP	9J07128	8270C
2-Nitrophenol	ND	D10	1000	48	ug/kg dry	5.00	10/12/09 15:50	MKP	9J07128	8270C
3,3'-Dichlorobenzidine	ND	D10,L	1000	910	ug/kg dry	5.00	10/12/09 15:50	MKP	9J07128	8270C
3-Nitroaniline	ND	D10	2000	240	ug/kg dry	5.00	10/12/09 15:50	MKP	9J07128	8270C
4,6-Dinitro-2-methylphenol	ND	D10	2000	360	ug/kg dry	5.00	10/12/09 15:50	MKP	9J07128	8270C
4-Bromophenyl phenyl ether	ND	D10	1000	330	ug/kg dry	5.00	10/12/09 15:50	MKP	9J07128	8270C
4-Chloro-3-methylphenol	ND	D10	1000	43	ug/kg dry	5.00	10/12/09 15:50	MKP	9J07128	8270C
4-Chloroaniline	ND	D10	1000	310	ug/kg dry	5.00	10/12/09 15:50	MKP	9J07128	8270C
4-Chlorophenyl phenyl ether	ND	D10	1000	22	ug/kg dry	5.00	10/12/09 15:50	MKP	9J07128	8270C
4-Methylphenol	ND	D10	1000	58	ug/kg dry	5.00	10/12/09 15:50	MKP	9J07128	8270C
4-Nitroaniline	ND	D10	2000	120	ug/kg dry	5.00	10/12/09 15:50	MKP	9J07128	8270C
4-Nitrophenol	ND	D10	2000	250	ug/kg dry	5.00	10/12/09 15:50	MKP	9J07128	8270C
Acenaphthene	ND	D10	1000	12	ug/kg dry	5.00	10/12/09 15:50	MKP	9J07128	8270C
Acenaphthylene	**170**	D10,J	1000	8.5	ug/kg dry	5.00	10/12/09 15:50	MKP	9J07128	8270C
Acetophenone	ND	D10	1000	53	ug/kg dry	5.00	10/12/09 15:50	MKP	9J07128	8270C
Anthracene	**120**	D10,B, J	1000	27	ug/kg dry	5.00	10/12/09 15:50	MKP	9J07128	8270C
Atrazine	ND	D10	1000	46	ug/kg dry	5.00	10/12/09 15:50	MKP	9J07128	8270C
Benzaldehyde	ND	D10	1000	110	ug/kg dry	5.00	10/12/09 15:50	MKP	9J07128	8270C
Benzo(a)anthracene	**470**	D10,B, J	1000	18	ug/kg dry	5.00	10/12/09 15:50	MKP	9J07128	8270C
Benzo(a)pyrene	**530**	D10,B, J	1000	25	ug/kg dry	5.00	10/12/09 15:50	MKP	9J07128	8270C
Benzo(b)fluoranthene	**700**	D10,B, J	1000	20	ug/kg dry	5.00	10/12/09 15:50	MKP	9J07128	8270C
Benzo(ghi)perylene	**560**	D10,J	1000	12	ug/kg dry	5.00	10/12/09 15:50	MKP	9J07128	8270C
Benzo(k)fluoranthene	**380**	D10,B, J	1000	11	ug/kg dry	5.00	10/12/09 15:50	MKP	9J07128	8270C
Biphenyl	ND	D10	1000	65	ug/kg dry	5.00	10/12/09 15:50	MKP	9J07128	8270C
Bis(2-chloroethoxy)methane	ND	D10	1000	57	ug/kg dry	5.00	10/12/09 15:50	MKP	9J07128	8270C
Bis(2-chloroethyl)ether	ND	D10	1000	90	ug/kg dry	5.00	10/12/09 15:50	MKP	9J07128	8270C
2,2'-Oxybis(1-Chloropropane)	ND	D10	1000	110	ug/kg dry	5.00	10/12/09 15:50	MKP	9J07128	8270C
Bis(2-ethylhexyl) phthalate	ND	D10	1000	330	ug/kg dry	5.00	10/12/09 15:50	MKP	9J07128	8270C
Butyl benzyl phthalate	ND	D10	1000	280	ug/kg dry	5.00	10/12/09 15:50	MKP	9J07128	8270C
Caprolactam	ND	D10	1000	450	ug/kg dry	5.00	10/12/09 15:50	MKP	9J07128	8270C
Carbazole	ND	D10,B	1000	12	ug/kg dry	5.00	10/12/09 15:50	MKP	9J07128	8270C
Chrysene	**510**	D10,B, J	1000	10	ug/kg dry	5.00	10/12/09 15:50	MKP	9J07128	8270C
Dibenzo(a,h)anthracene	**170**	D10,J	1000	12	ug/kg dry	5.00	10/12/09 15:50	MKP	9J07128	8270C
Dibenzofuran	**43**	D10,J	1000	11	ug/kg dry	5.00	10/12/09 15:50	MKP	9J07128	8270C

Benchmark Environmental & Engineering Science
2558 Hamburg Turnpike, Suite 300
Lackawanna, NY 14218

SDG Number: RSJ0493

Project: Benchmark - Solsil site
Project Number: TURN-0002

Received: 10/07/09-10/08/09
Reported: 10/28/09 17:00

Analytical Report

Client ID: TP-1 (0-3) (RSJ0493-05 - Solid) - cont. **Sampled: 10/06/09 11:15** **Recvd: 10/07/09 10:55**

Analyte	Sample Result	Data Qualifiers	RL	MDL	Units	Dil Fac	Date Analyzed	Lab Tech	Batch	Method
Semivolatile Organics by GC/MS - cont.										
Diethyl phthalate	ND	D10,B	1000	31	ug/kg dry	5.00	10/12/09 15:50	MKP	9J07128	8270C
Dimethyl phthalate	ND	D10	1000	27	ug/kg dry	5.00	10/12/09 15:50	MKP	9J07128	8270C
Di-n-butyl phthalate	ND	D10	1000	360	ug/kg dry	5.00	10/12/09 15:50	MKP	9J07128	8270C
Di-n-octyl phthalate	ND	D10	1000	24	ug/kg dry	5.00	10/12/09 15:50	MKP	9J07128	8270C
Fluoranthene	**670**	D10,B, J	1000	15	ug/kg dry	5.00	10/12/09 15:50	MKP	9J07128	8270C
Fluorene	ND	D10	1000	24	ug/kg dry	5.00	10/12/09 15:50	MKP	9J07128	8270C
Hexachlorobenzene	ND	D10	1000	52	ug/kg dry	5.00	10/12/09 15:50	MKP	9J07128	8270C
Hexachlorobutadiene	ND	D10	1000	53	ug/kg dry	5.00	10/12/09 15:50	MKP	9J07128	8270C
Hexachlorocyclopentadiene	ND	D10	1000	310	ug/kg dry	5.00	10/12/09 15:50	MKP	9J07128	8270C
Hexachloroethane	ND	D10	1000	80	ug/kg dry	5.00	10/12/09 15:50	MKP	9J07128	8270C
Indeno(1,2,3-cd)pyrene	**460**	D10,B, J	1000	29	ug/kg dry	5.00	10/12/09 15:50	MKP	9J07128	8270C
Isophorone	ND	D10	1000	52	ug/kg dry	5.00	10/12/09 15:50	MKP	9J07128	8270C
Naphthalene	ND	D10	1000	17	ug/kg dry	5.00	10/12/09 15:50	MKP	9J07128	8270C
Nitrobenzene	ND	D10	1000	46	ug/kg dry	5.00	10/12/09 15:50	MKP	9J07128	8270C
N-Nitrosodi-n-propylamine	ND	D10	1000	82	ug/kg dry	5.00	10/12/09 15:50	MKP	9J07128	8270C
N-Nitrosodiphenylamine	ND	D10,L	1000	57	ug/kg dry	5.00	10/12/09 15:50	MKP	9J07128	8270C
Pentachlorophenol	ND	D10	2000	360	ug/kg dry	5.00	10/12/09 15:50	MKP	9J07128	8270C
Phenanthrene	**330**	D10,B, J	1000	22	ug/kg dry	5.00	10/12/09 15:50	MKP	9J07128	8270C
Phenol	ND	D10	1000	110	ug/kg dry	5.00	10/12/09 15:50	MKP	9J07128	8270C
Pyrene	**610**	D10,B, J	1000	6.7	ug/kg dry	5.00	10/12/09 15:50	MKP	9J07128	8270C
2,4,6-Tribromophenol	*80 %*	*D10*	*Surr Limits: (39-146%)*				*10/12/09 15:50*	*MKP*	*9J07128*	*8270C*
2-Fluorobiphenyl	*97 %*	*D10*	*Surr Limits: (37-120%)*				*10/12/09 15:50*	*MKP*	*9J07128*	*8270C*
2-Fluorophenol	*75 %*	*D10*	*Surr Limits: (18-120%)*				*10/12/09 15:50*	*MKP*	*9J07128*	*8270C*
Nitrobenzene-d5	*97 %*	*D10*	*Surr Limits: (34-132%)*				*10/12/09 15:50*	*MKP*	*9J07128*	*8270C*
Phenol-d5	*82 %*	*D10*	*Surr Limits: (11-120%)*				*10/12/09 15:50*	*MKP*	*9J07128*	*8270C*
p-Terphenyl-d14	*93 %*	*D10*	*Surr Limits: (58-147%)*				*10/12/09 15:50*	*MKP*	*9J07128*	*8270C*
Organochlorine Pesticides by EPA Method 8081A										
4,4'-DDD [2C]	ND	QFL, D10, QSU	10	2.0	ug/kg dry	5.00	10/09/09 20:11	DGB	9J08144	8081A
4,4'-DDE [2C]	ND	QFL, D10, QSU	10	2.9	ug/kg dry	5.00	10/09/09 20:11	DGB	9J08144	8081A
4,4'-DDT [2C]	ND	QFL, D10, QSU	10	2.3	ug/kg dry	5.00	10/09/09 20:11	DGB	9J08144	8081A
Aldrin [2C]	ND	QFL, D10, QSU	10	1.0	ug/kg dry	5.00	10/09/09 20:11	DGB	9J08144	8081A
alpha-BHC [2C]	ND	QFL, D10, QSU	10	1.8	ug/kg dry	5.00	10/09/09 20:11	DGB	9J08144	8081A
beta-BHC [2C]	ND	QFL, D10, QSU	10	7.3	ug/kg dry	5.00	10/09/09 20:11	DGB	9J08144	8081A
Chlordane [2C]	ND	QFL, D10, QSU	100	22	ug/kg dry	5.00	10/09/09 20:11	DGB	9J08144	8081A
delta-BHC [2C]	ND	QFL, D10, QSU	10	1.3	ug/kg dry	5.00	10/09/09 20:11	DGB	9J08144	8081A
Dieldrin [2C]	ND	QFL, D10, QSU	10	2.4	ug/kg dry	5.00	10/09/09 20:11	DGB	9J08144	8081A
Endosulfan I [2C]	ND	QFL, D10, QSU	10	2.1	ug/kg dry	5.00	10/09/09 20:11	DGB	9J08144	8081A

Benchmark Environmental & Engineering Science
2558 Hamburg Turnpike, Suite 300
Lackawanna, NY 14218

SDG Number: RSJ0493

Project: Benchmark - Solsil site
Project Number: TURN-0002

Received: 10/07/09-10/08/09
Reported: 10/28/09 17:00

Analytical Report

Client ID: TP-1 (0-3) (RSJ0493-05 - Solid) - cont. **Sampled: 10/06/09 11:15** **Recvd: 10/07/09 10:55**

Analyte	Sample Result	Data Qualifiers	RL	MDL	Units	Dil Fac	Date Analyzed	Lab Tech	Batch	Method
Organochlorine Pesticides by EPA Method 8081A - cont.										
Endosulfan II [2C]	ND	QFL, D10, QSU	10	1.8	ug/kg dry	5.00	10/09/09 20:11	DGB	9J08144	8081A
Endosulfan sulfate [2C]	ND	QFL, D10, QSU	10	1.9	ug/kg dry	5.00	10/09/09 20:11	DGB	9J08144	8081A
Endrin [2C]	**3.6**	QFL, D10, QSU,J	10	3.3	ug/kg dry	5.00	10/09/09 20:11	DGB	9J08144	8081A
Endrin aldehyde [2C]	ND	QFL, D10, QSU	10	2.6	ug/kg dry	5.00	10/09/09 20:11	DGB	9J08144	8081A
gamma-BHC (Lindane) [2C]	ND	QFL, D10, QSU	10	1.8	ug/kg dry	5.00	10/09/09 20:11	DGB	9J08144	8081A
Heptachlor [2C]	ND	QFL, D10, QSU	10	1.6	ug/kg dry	5.00	10/09/09 20:11	DGB	9J08144	8081A
Heptachlor epoxide [2C]	ND	QFL, D10, QSU	10	2.6	ug/kg dry	5.00	10/09/09 20:11	DGB	9J08144	8081A
Methoxychlor [2C]	ND	QFL, D10, QSU	10	2.7	ug/kg dry	5.00	10/09/09 20:11	DGB	9J08144	8081A
Toxaphene [2C]	ND	QFL, D10, QSU	100	59	ug/kg dry	5.00	10/09/09 20:11	DGB	9J08144	8081A
Decachlorobiphenyl [2C]	*204 %*	*QFL, D10, QSU,Z5*	*Surr Limits: (42-146%)*				*10/09/09 20:11*	*DGB*	*9J08144*	*8081A*
Tetrachloro-m-xylene [2C]	*91 %*	*QFL, D10, QSU*	*Surr Limits: (37-136%)*				*10/09/09 20:11*	*DGB*	*9J08144*	*8081A*
Polychlorinated Biphenyls by EPA Method 8082										
Aroclor 1016	ND		20	4.0	ug/kg dry	1.00	10/09/09 11:52	SCH	9J07127	8082
Aroclor 1221	ND		20	4.0	ug/kg dry	1.00	10/09/09 11:52	SCH	9J07127	8082
Aroclor 1232	ND		20	4.0	ug/kg dry	1.00	10/09/09 11:52	SCH	9J07127	8082
Aroclor 1242	ND		20	4.4	ug/kg dry	1.00	10/09/09 11:52	SCH	9J07127	8082
Aroclor 1248	ND		20	4.0	ug/kg dry	1.00	10/09/09 11:52	SCH	9J07127	8082
Aroclor 1254	**88**		20	4.3	ug/kg dry	1.00	10/09/09 11:52	SCH	9J07127	8082
Aroclor 1260	**43**		20	4.3	ug/kg dry	1.00	10/09/09 11:52	SCH	9J07127	8082
Decachlorobiphenyl	*75 %*		*Surr Limits: (34-148%)*				*10/09/09 11:52*	*SCH*	*9J07127*	*8082*
Tetrachloro-m-xylene	*87 %*		*Surr Limits: (35-134%)*				*10/09/09 11:52*	*SCH*	*9J07127*	*8082*
Herbicides										
2,4,5-T	ND		21	6.5	ug/kg dry	1.00	10/13/09 18:54	DGB	9J10010	8151A
2,4-D	ND		21	13	ug/kg dry	1.00	10/13/09 18:54	DGB	9J10010	8151A
2,4,5-TP (Silvex)	ND		21	7.4	ug/kg dry	1.00	10/13/09 18:54	DGB	9J10010	8151A
2,4-Dichlorophenylacetic acid	*60 %*		*Surr Limits: (15-120%)*				*10/13/09 18:54*	*DGB*	*9J10010*	*8151A*
Total Metals by SW 846 Series Methods										
Aluminum	**2720**		12.3	NR	mg/kg dry	1.00	10/10/09 00:58	DAN	9J08087	6010B
Antimony	ND		18.4	NR	mg/kg dry	1.00	10/10/09 00:58	DAN	9J08087	6010B
Arsenic	**105**		2.5	NR	mg/kg dry	1.00	10/10/09 00:58	DAN	9J08087	6010B
Barium	**197**		0.613	NR	mg/kg dry	1.00	10/10/09 00:58	DAN	9J08087	6010B
Beryllium	**0.383**		0.245	NR	mg/kg dry	1.00	10/10/09 00:58	DAN	9J08087	6010B
Cadmium	**0.606**		0.245	NR	mg/kg dry	1.00	10/10/09 00:58	DAN	9J08087	6010B
Calcium	**10800**		61.3	NR	mg/kg dry	1.00	10/10/09 00:58	DAN	9J08087	6010B
Chromium	**502**		0.613	NR	mg/kg dry	1.00	10/10/09 00:58	DAN	9J08087	6010B

Benchmark Environmental & Engineering Science
2558 Hamburg Turnpike, Suite 300
Lackawanna, NY 14218

SDG Number: RSJ0493

Project: Benchmark - Solsil site
Project Number: TURN-0002

Received: 10/07/09-10/08/09
Reported: 10/28/09 17:00

Analytical Report

Analyte	Sample Result	Data Qualifiers	RL	MDL	Units	Dil Fac	Date Analyzed	Lab Tech	Batch	Method
Client ID: TP-1 (0-3) (RSJ0493-05 - Solid) - cont.						**Sampled: 10/06/09 11:15**		**Recvd: 10/07/09 10:55**		
Total Metals by SW 846 Series Methods - cont.										
Cobalt	**32.6**		0.613	NR	mg/kg dry	1.00	10/10/09 00:58	DAN	9J08087	6010B
Copper	**150**		1.2	NR	mg/kg dry	1.00	10/10/09 00:58	DAN	9J08087	6010B
Iron	**35400**		12.3	NR	mg/kg dry	1.00	10/10/09 00:58	DAN	9J08087	6010B
Lead	**88.1**		1.2	NR	mg/kg dry	1.00	10/10/09 00:58	DAN	9J08087	6010B
Magnesium	**4310**		24.5	NR	mg/kg dry	1.00	10/10/09 00:58	DAN	9J08087	6010B
Manganese	**29600**	D08	12.3	NR	mg/kg dry	50.0	10/12/09 14:48	DAN	9J08087	6010B
Nickel	**323**		6.13	NR	mg/kg dry	1.00	10/10/09 00:58	DAN	9J08087	6010B
Potassium	**606**		36.8	NR	mg/kg dry	1.00	10/10/09 00:58	DAN	9J08087	6010B
Selenium	ND		4.9	NR	mg/kg dry	1.00	10/10/09 00:58	DAN	9J08087	6010B
Silver	**0.798**		0.613	NR	mg/kg dry	1.00	10/10/09 00:58	DAN	9J08087	6010B
Sodium	ND		172	NR	mg/kg dry	1.00	10/10/09 00:58	DAN	9J08087	6010B
Thallium	ND	D02	36.8	NR	mg/kg dry	5.00	10/12/09 14:55	DAN	9J08087	6010B
Vanadium	**50.3**		0.613	NR	mg/kg dry	1.00	10/10/09 00:58	DAN	9J08087	6010B
Zinc	**132**		2.5	NR	mg/kg dry	1.00	10/10/09 00:58	DAN	9J08087	6010B
Mercury	**0.105**		0.0254	NR	mg/kg dry	1.00	10/12/09 13:38	MXM	9J09118	7471A
General Chemistry Parameters										
Percent Solids	**80**		0.010	NR	%	1.00	10/08/09 16:08	JR	9J08061	Dry Weight

Benchmark Environmental & Engineering Science
2558 Hamburg Turnpike, Suite 300
Lackawanna, NY 14218

SDG Number: RSJ0493

Project: Benchmark - Solsil site
Project Number: TURN-0002

Received: 10/07/09-10/08/09
Reported: 10/28/09 17:00

Analytical Report

Client ID: TP-2 (0-3) (RSJ0493-08 - Solid) — **Sampled: 10/06/09 13:10** — **Recvd: 10/07/09 10:55**

Semivolatile Organics by GC/MS

Analyte	Sample Result	Data Qualifiers	RL	MDL	Units	Dil Fac	Date Analyzed	Lab Tech	Batch	Method
2,4,5-Trichlorophenol	ND	D12	4200	920	ug/kg dry	20.0	10/09/09 17:37	MKP	9J07128	8270C
2,4,6-Trichlorophenol	ND	D12	4200	280	ug/kg dry	20.0	10/09/09 17:37	MKP	9J07128	8270C
2,4-Dichlorophenol	ND	D12	4200	220	ug/kg dry	20.0	10/09/09 17:37	MKP	9J07128	8270C
2,4-Dimethylphenol	ND	D12	4200	1100	ug/kg dry	20.0	10/09/09 17:37	MKP	9J07128	8270C
2,4-Dinitrophenol	ND	D12	8200	1500	ug/kg dry	20.0	10/09/09 17:37	MKP	9J07128	8270C
2,4-Dinitrotoluene	ND	D12	4200	650	ug/kg dry	20.0	10/09/09 17:37	MKP	9J07128	8270C
2,6-Dinitrotoluene	ND	D12	4200	1000	ug/kg dry	20.0	10/09/09 17:37	MKP	9J07128	8270C
2-Chloronaphthalene	ND	D12	4200	280	ug/kg dry	20.0	10/09/09 17:37	MKP	9J07128	8270C
2-Chlorophenol	ND	D12	4200	210	ug/kg dry	20.0	10/09/09 17:37	MKP	9J07128	8270C
2-Methylnaphthalene	ND	D12	4200	51	ug/kg dry	20.0	10/09/09 17:37	MKP	9J07128	8270C
2-Methylphenol	ND	D12	4200	130	ug/kg dry	20.0	10/09/09 17:37	MKP	9J07128	8270C
2-Nitroaniline	ND	D12,L	8200	1300	ug/kg dry	20.0	10/09/09 17:37	MKP	9J07128	8270C
2-Nitrophenol	ND	D12	4200	190	ug/kg dry	20.0	10/09/09 17:37	MKP	9J07128	8270C
3,3'-Dichlorobenzidine	ND	D12,L	4200	3700	ug/kg dry	20.0	10/09/09 17:37	MKP	9J07128	8270C
3-Nitroaniline	ND	D12	8200	960	ug/kg dry	20.0	10/09/09 17:37	MKP	9J07128	8270C
4,6-Dinitro-2-methylphenol	ND	D12	8200	1400	ug/kg dry	20.0	10/09/09 17:37	MKP	9J07128	8270C
4-Bromophenyl phenyl ether	ND	D12	4200	1300	ug/kg dry	20.0	10/09/09 17:37	MKP	9J07128	8270C
4-Chloro-3-methylphenol	ND	D12	4200	170	ug/kg dry	20.0	10/09/09 17:37	MKP	9J07128	8270C
4-Chloroaniline	ND	D12	4200	1200	ug/kg dry	20.0	10/09/09 17:37	MKP	9J07128	8270C
4-Chlorophenyl phenyl ether	ND	D12	4200	89	ug/kg dry	20.0	10/09/09 17:37	MKP	9J07128	8270C
4-Methylphenol	ND	D12	4200	230	ug/kg dry	20.0	10/09/09 17:37	MKP	9J07128	8270C
4-Nitroaniline	ND	D12	8200	470	ug/kg dry	20.0	10/09/09 17:37	MKP	9J07128	8270C
4-Nitrophenol	ND	D12	8200	1000	ug/kg dry	20.0	10/09/09 17:37	MKP	9J07128	8270C
Acenaphthene	**1600**	D12,J	4200	49	ug/kg dry	20.0	10/09/09 17:37	MKP	9J07128	8270C
Acenaphthylene	ND	D12	4200	34	ug/kg dry	20.0	10/09/09 17:37	MKP	9J07128	8270C
Acetophenone	ND	D12	4200	220	ug/kg dry	20.0	10/09/09 17:37	MKP	9J07128	8270C
Anthracene	**1200**	D12,B, J	4200	110	ug/kg dry	20.0	10/09/09 17:37	MKP	9J07128	8270C
Atrazine	ND	D12	4200	190	ug/kg dry	20.0	10/09/09 17:37	MKP	9J07128	8270C
Benzaldehyde	ND	D12	4200	460	ug/kg dry	20.0	10/09/09 17:37	MKP	9J07128	8270C
Benzo(a)anthracene	**6300**	D12,B	4200	72	ug/kg dry	20.0	10/09/09 17:37	MKP	9J07128	8270C
Benzo(a)pyrene	**7600**	D12,B	4200	100	ug/kg dry	20.0	10/09/09 17:37	MKP	9J07128	8270C
Benzo(b)fluoranthene	**8500**	D12,B	4200	81	ug/kg dry	20.0	10/09/09 17:37	MKP	9J07128	8270C
Benzo(ghi)perylene	**5300**	D12	4200	50	ug/kg dry	20.0	10/09/09 17:37	MKP	9J07128	8270C
Benzo(k)fluoranthene	**3900**	D12,B, J	4200	46	ug/kg dry	20.0	10/09/09 17:37	MKP	9J07128	8270C
Biphenyl	ND	D12	4200	260	ug/kg dry	20.0	10/09/09 17:37	MKP	9J07128	8270C
Bis(2-chloroethoxy)methane	ND	D12	4200	230	ug/kg dry	20.0	10/09/09 17:37	MKP	9J07128	8270C
Bis(2-chloroethyl)ether	ND	D12	4200	360	ug/kg dry	20.0	10/09/09 17:37	MKP	9J07128	8270C
2,2'-Oxybis(1-Chloropropane)	ND	D12	4200	440	ug/kg dry	20.0	10/09/09 17:37	MKP	9J07128	8270C
Bis(2-ethylhexyl) phthalate	ND	D12	4200	1400	ug/kg dry	20.0	10/09/09 17:37	MKP	9J07128	8270C
Butyl benzyl phthalate	ND	D12	4200	1100	ug/kg dry	20.0	10/09/09 17:37	MKP	9J07128	8270C
Caprolactam	ND	D12	4200	1800	ug/kg dry	20.0	10/09/09 17:37	MKP	9J07128	8270C
Carbazole	**620**	D12,B, J	4200	49	ug/kg dry	20.0	10/09/09 17:37	MKP	9J07128	8270C
Chrysene	**6000**	D12,B	4200	42	ug/kg dry	20.0	10/09/09 17:37	MKP	9J07128	8270C
Dibenzo(a,h)anthracene	**1200**	D12,J	4200	49	ug/kg dry	20.0	10/09/09 17:37	MKP	9J07128	8270C
Dibenzofuran	**300**	D12,J	4200	44	ug/kg dry	20.0	10/09/09 17:37	MKP	9J07128	8270C

Benchmark Environmental & Engineering Science
2558 Hamburg Turnpike, Suite 300
Lackawanna, NY 14218

SDG Number: RSJ0493

Project: Benchmark - Solsil site
Project Number: TURN-0002

Received: 10/07/09-10/08/09
Reported: 10/28/09 17:00

Analytical Report

Client ID: TP-2 (0-3) (RSJ0493-08 - Solid) - cont. **Sampled: 10/06/09 13:10** **Recvd: 10/07/09 10:55**

Analyte	Sample Result	Data Qualifiers	RL	MDL	Units	Dil Fac	Date Analyzed	Lab Tech	Batch	Method
Semivolatile Organics by GC/MS - cont.										
Diethyl phthalate	ND	D12,B	4200	130	ug/kg dry	20.0	10/09/09 17:37	MKP	9J07128	8270C
Dimethyl phthalate	ND	D12	4200	110	ug/kg dry	20.0	10/09/09 17:37	MKP	9J07128	8270C
Di-n-butyl phthalate	ND	D12	4200	1500	ug/kg dry	20.0	10/09/09 17:37	MKP	9J07128	8270C
Di-n-octyl phthalate	ND	D12	4200	98	ug/kg dry	20.0	10/09/09 17:37	MKP	9J07128	8270C
Fluoranthene	**9300**	D12,B	4200	61	ug/kg dry	20.0	10/09/09 17:37	MKP	9J07128	8270C
Fluorene	**510**	D12,J	4200	97	ug/kg dry	20.0	10/09/09 17:37	MKP	9J07128	8270C
Hexachlorobenzene	ND	D12	4200	210	ug/kg dry	20.0	10/09/09 17:37	MKP	9J07128	8270C
Hexachlorobutadiene	ND	D12	4200	210	ug/kg dry	20.0	10/09/09 17:37	MKP	9J07128	8270C
Hexachlorocyclopentadiene	ND	D12	4200	1300	ug/kg dry	20.0	10/09/09 17:37	MKP	9J07128	8270C
Hexachloroethane	ND	D12	4200	320	ug/kg dry	20.0	10/09/09 17:37	MKP	9J07128	8270C
Indeno(1,2,3-cd)pyrene	**5000**	D12,B	4200	120	ug/kg dry	20.0	10/09/09 17:37	MKP	9J07128	8270C
Isophorone	ND	D12	4200	210	ug/kg dry	20.0	10/09/09 17:37	MKP	9J07128	8270C
Naphthalene	**480**	D12,J	4200	70	ug/kg dry	20.0	10/09/09 17:37	MKP	9J07128	8270C
Nitrobenzene	ND	D12	4200	190	ug/kg dry	20.0	10/09/09 17:37	MKP	9J07128	8270C
N-Nitrosodi-n-propylamine	ND	D12	4200	330	ug/kg dry	20.0	10/09/09 17:37	MKP	9J07128	8270C
N-Nitrosodiphenylamine	ND	D12,L	4200	230	ug/kg dry	20.0	10/09/09 17:37	MKP	9J07128	8270C
Pentachlorophenol	ND	D12	8200	1400	ug/kg dry	20.0	10/09/09 17:37	MKP	9J07128	8270C
Phenanthrene	**4800**	D12,B	4200	88	ug/kg dry	20.0	10/09/09 17:37	MKP	9J07128	8270C
Phenol	ND	D12	4200	440	ug/kg dry	20.0	10/09/09 17:37	MKP	9J07128	8270C
Pyrene	**8400**	D12,B	4200	27	ug/kg dry	20.0	10/09/09 17:37	MKP	9J07128	8270C
2,4,6-Tribromophenol	*77 %*	*D12*	*Surr Limits: (39-146%)*				*10/09/09 17:37*	*MKP*	*9J07128*	*8270C*
2-Fluorobiphenyl	*96 %*	*D12*	*Surr Limits: (37-120%)*				*10/09/09 17:37*	*MKP*	*9J07128*	*8270C*
2-Fluorophenol	*69 %*	*D12*	*Surr Limits: (18-120%)*				*10/09/09 17:37*	*MKP*	*9J07128*	*8270C*
Nitrobenzene-d5	*85 %*	*D12*	*Surr Limits: (34-132%)*				*10/09/09 17:37*	*MKP*	*9J07128*	*8270C*
Phenol-d5	*78 %*	*D12*	*Surr Limits: (11-120%)*				*10/09/09 17:37*	*MKP*	*9J07128*	*8270C*
p-Terphenyl-d14	*91 %*	*D12*	*Surr Limits: (58-147%)*				*10/09/09 17:37*	*MKP*	*9J07128*	*8270C*
Total Metals by SW 846 Series Methods										
Aluminum	**9050**		12.7	NR	mg/kg dry	1.00	10/10/09 01:27	DAN	9J08087	6010B
Antimony	ND		19.1	NR	mg/kg dry	1.00	10/10/09 01:27	DAN	9J08087	6010B
Arsenic	**8.2**		2.5	NR	mg/kg dry	1.00	10/10/09 01:27	DAN	9J08087	6010B
Barium	**277**		0.637	NR	mg/kg dry	1.00	10/10/09 01:27	DAN	9J08087	6010B
Beryllium	**0.556**		0.255	NR	mg/kg dry	1.00	10/10/09 01:27	DAN	9J08087	6010B
Cadmium	**0.509**		0.255	NR	mg/kg dry	1.00	10/10/09 01:27	DAN	9J08087	6010B
Calcium	**21400**		63.7	NR	mg/kg dry	1.00	10/10/09 01:27	DAN	9J08087	6010B
Chromium	**409**		0.637	NR	mg/kg dry	1.00	10/10/09 01:27	DAN	9J08087	6010B
Cobalt	**51.6**		0.637	NR	mg/kg dry	1.00	10/10/09 01:27	DAN	9J08087	6010B
Copper	**53.0**		1.3	NR	mg/kg dry	1.00	10/10/09 01:27	DAN	9J08087	6010B
Iron	**30700**		12.7	NR	mg/kg dry	1.00	10/10/09 01:27	DAN	9J08087	6010B
Lead	**34.9**		1.3	NR	mg/kg dry	1.00	10/10/09 01:27	DAN	9J08087	6010B
Magnesium	**13600**		25.5	NR	mg/kg dry	1.00	10/10/09 01:27	DAN	9J08087	6010B
Manganese	**8790**	D08	2.5	NR	mg/kg dry	10.0	10/12/09 15:13	DAN	9J08087	6010B
Nickel	**1440**		6.37	NR	mg/kg dry	1.00	10/10/09 01:27	DAN	9J08087	6010B
Potassium	**1340**		38.2	NR	mg/kg dry	1.00	10/10/09 01:27	DAN	9J08087	6010B
Selenium	ND		5.1	NR	mg/kg dry	1.00	10/10/09 01:27	DAN	9J08087	6010B
Silver	ND		0.637	NR	mg/kg dry	1.00	10/10/09 01:27	DAN	9J08087	6010B
Sodium	**371**		178	NR	mg/kg dry	1.00	10/10/09 01:27	DAN	9J08087	6010B

Benchmark Environmental & Engineering Science
2558 Hamburg Turnpike, Suite 300
Lackawanna, NY 14218

SDG Number: RSJ0493

Project: Benchmark - Solsil site
Project Number: TURN-0002

Received: 10/07/09-10/08/09
Reported: 10/28/09 17:00

Analytical Report

Analyte	Sample Result	Data Qualifiers	RL	MDL	Units	Dil Fac	Date Analyzed	Lab Tech	Batch	Method
Client ID: TP-2 (0-3) (RSJ0493-08 - Solid) - cont.						**Sampled: 10/06/09 13:10**		**Recvd: 10/07/09 10:55**		
Total Metals by SW 846 Series Methods - cont.										
Thallium	ND		7.6	NR	mg/kg dry	1.00	10/10/09 01:27	DAN	9J08087	6010B
Vanadium	**28.6**		0.637	NR	mg/kg dry	1.00	10/10/09 01:27	DAN	9J08087	6010B
Zinc	**600**		2.5	NR	mg/kg dry	1.00	10/10/09 01:27	DAN	9J08087	6010B
Mercury	**0.0435**		0.0234	NR	mg/kg dry	1.00	10/12/09 13:44	MXM	9J09118	7471A
General Chemistry Parameters										
Percent Solids	**80**		0.010	NR	%	1.00	10/08/09 16:10	JR	9J08061	Dry Weight

Benchmark Environmental & Engineering Science
2558 Hamburg Turnpike, Suite 300
Lackawanna, NY 14218

SDG Number: RSJ0493

Project: Benchmark - Solsil site
Project Number: TURN-0002

Received: 10/07/09-10/08/09
Reported: 10/28/09 17:00

Analytical Report

Client ID: TP-3 (0-1.5) (RSJ0493-09 - Solid) — **Sampled: 10/06/09 14:45** — **Recvd: 10/07/09 10:55**

Volatile Organic Compounds by EPA 8260B

Analyte	Sample Result	Data Qualifiers	RL	MDL	Units	Dil Fac	Date Analyzed	Lab Tech	Batch	Method
1,1,1-Trichloroethane	ND		5.6	0.41	ug/kg dry	1.00	10/08/09 17:16	PQ	9J08042	8260B
1,1,2,2-Tetrachloroethane	ND		5.6	0.91	ug/kg dry	1.00	10/08/09 17:16	PQ	9J08042	8260B
1,1,2-Trichloroethane	ND		5.6	0.28	ug/kg dry	1.00	10/08/09 17:16	PQ	9J08042	8260B
1,1,2-Trichloro-1,2,2-trifluoroethane	ND		5.6	2.8	ug/kg dry	1.00	10/08/09 17:16	PQ	9J08042	8260B
1,1-Dichloroethane	ND		5.6	0.28	ug/kg dry	1.00	10/08/09 17:16	PQ	9J08042	8260B
1,1-Dichloroethene	ND		5.6	0.69	ug/kg dry	1.00	10/08/09 17:16	PQ	9J08042	8260B
1,2,4-Trichlorobenzene	ND		5.6	0.34	ug/kg dry	1.00	10/08/09 17:16	PQ	9J08042	8260B
1,2,4-Trimethylbenzene	ND		5.6	0.41	ug/kg dry	1.00	10/08/09 17:16	PQ	9J08042	8260B
1,2-Dibromo-3-chloropropane	ND		5.6	2.8	ug/kg dry	1.00	10/08/09 17:16	PQ	9J08042	8260B
1,2-Dibromoethane	ND		5.6	0.21	ug/kg dry	1.00	10/08/09 17:16	PQ	9J08042	8260B
1,2-Dichlorobenzene	ND		5.6	0.44	ug/kg dry	1.00	10/08/09 17:16	PQ	9J08042	8260B
1,2-Dichloroethane	ND		5.6	0.28	ug/kg dry	1.00	10/08/09 17:16	PQ	9J08042	8260B
1,2-Dichloropropane	ND		5.6	2.8	ug/kg dry	1.00	10/08/09 17:16	PQ	9J08042	8260B
1,3,5-Trimethylbenzene	ND		5.6	0.36	ug/kg dry	1.00	10/08/09 17:16	PQ	9J08042	8260B
1,3-Dichlorobenzene	ND		5.6	0.29	ug/kg dry	1.00	10/08/09 17:16	PQ	9J08042	8260B
1,4-Dichlorobenzene	ND		5.6	0.79	ug/kg dry	1.00	10/08/09 17:16	PQ	9J08042	8260B
2-Butanone	ND		28	2.1	ug/kg dry	1.00	10/08/09 17:16	PQ	9J08042	8260B
2-Hexanone	ND		28	2.0	ug/kg dry	1.00	10/08/09 17:16	PQ	9J08042	8260B
p-Cymene	ND		5.6	0.45	ug/kg dry	1.00	10/08/09 17:16	PQ	9J08042	8260B
4-Methyl-2-pentanone	ND		28	1.8	ug/kg dry	1.00	10/08/09 17:16	PQ	9J08042	8260B
Acetone	ND		28	1.2	ug/kg dry	1.00	10/08/09 17:16	PQ	9J08042	8260B
Benzene	ND		5.6	0.28	ug/kg dry	1.00	10/08/09 17:16	PQ	9J08042	8260B
Bromodichloromethane	ND		5.6	0.29	ug/kg dry	1.00	10/08/09 17:16	PQ	9J08042	8260B
Bromoform	ND		5.6	2.8	ug/kg dry	1.00	10/08/09 17:16	PQ	9J08042	8260B
Bromomethane	ND		5.6	1.2	ug/kg dry	1.00	10/08/09 17:16	PQ	9J08042	8260B
Carbon disulfide	ND		5.6	0.48	ug/kg dry	1.00	10/08/09 17:16	PQ	9J08042	8260B
Carbon Tetrachloride	ND		5.6	0.54	ug/kg dry	1.00	10/08/09 17:16	PQ	9J08042	8260B
Chlorobenzene	ND		5.6	0.74	ug/kg dry	1.00	10/08/09 17:16	PQ	9J08042	8260B
Dibromochloromethane	ND		5.6	0.31	ug/kg dry	1.00	10/08/09 17:16	PQ	9J08042	8260B
Chloroethane	ND		5.6	2.3	ug/kg dry	1.00	10/08/09 17:16	PQ	9J08042	8260B
Chloroform	ND		5.6	0.35	ug/kg dry	1.00	10/08/09 17:16	PQ	9J08042	8260B
Chloromethane	ND		5.6	0.34	ug/kg dry	1.00	10/08/09 17:16	PQ	9J08042	8260B
cis-1,2-Dichloroethene	ND		5.6	0.28	ug/kg dry	1.00	10/08/09 17:16	PQ	9J08042	8260B
cis-1,3-Dichloropropene	ND		5.6	0.32	ug/kg dry	1.00	10/08/09 17:16	PQ	9J08042	8260B
Cyclohexane	ND		5.6	0.26	ug/kg dry	1.00	10/08/09 17:16	PQ	9J08042	8260B
Dichlorodifluoromethane	ND		5.6	0.47	ug/kg dry	1.00	10/08/09 17:16	PQ	9J08042	8260B
Ethylbenzene	ND		5.6	0.39	ug/kg dry	1.00	10/08/09 17:16	PQ	9J08042	8260B
Isopropylbenzene	ND		5.6	0.85	ug/kg dry	1.00	10/08/09 17:16	PQ	9J08042	8260B
Methyl Acetate	ND		5.6	0.31	ug/kg dry	1.00	10/08/09 17:16	PQ	9J08042	8260B
Methyl-t-Butyl Ether (MTBE)	ND		5.6	0.55	ug/kg dry	1.00	10/08/09 17:16	PQ	9J08042	8260B
Methylcyclohexane	ND		5.6	0.36	ug/kg dry	1.00	10/08/09 17:16	PQ	9J08042	8260B
Methylene Chloride	**3.5**	B, J	5.6	1.1	ug/kg dry	1.00	10/08/09 17:16	PQ	9J08042	8260B
m-Xylene & p-Xylene	ND		11	0.95	ug/kg dry	1.00	10/08/09 17:16	PQ	9J08042	8260B
n-Butylbenzene	ND		5.6	0.49	ug/kg dry	1.00	10/08/09 17:16	PQ	9J08042	8260B
n-Propylbenzene	ND		5.6	0.45	ug/kg dry	1.00	10/08/09 17:16	PQ	9J08042	8260B
o-Xylene	ND		5.6	0.74	ug/kg dry	1.00	10/08/09 17:16	PQ	9J08042	8260B
sec-Butylbenzene	ND		5.6	0.49	ug/kg dry	1.00	10/08/09 17:16	PQ	9J08042	8260B
Styrene	ND		5.6	0.28	ug/kg dry	1.00	10/08/09 17:16	PQ	9J08042	8260B

Benchmark Environmental & Engineering Science
2558 Hamburg Turnpike, Suite 300
Lackawanna, NY 14218

SDG Number: RSJ0493

Project: Benchmark - Solsil site
Project Number: TURN-0002

Received: 10/07/09-10/08/09
Reported: 10/28/09 17:00

Analytical Report

Client ID: TP-3 (0-1.5) (RSJ0493-09 - Solid) - cont. **Sampled: 10/06/09 14:45** **Recvd: 10/07/09 10:55**

Analyte	Sample Result	Data Qualifiers	RL	MDL	Units	Dil Fac	Date Analyzed	Lab Tech	Batch	Method
Volatile Organic Compounds by EPA 8260B - cont.										
Tetrachloroethene	ND		5.6	0.76	ug/kg dry	1.00	10/08/09 17:16	PQ	9J08042	8260B
Toluene	ND		5.6	0.43	ug/kg dry	1.00	10/08/09 17:16	PQ	9J08042	8260B
trans-1,2-Dichloroethene	ND		5.6	0.58	ug/kg dry	1.00	10/08/09 17:16	PQ	9J08042	8260B
trans-1,3-Dichloropropene	ND		5.6	0.28	ug/kg dry	1.00	10/08/09 17:16	PQ	9J08042	8260B
Trichloroethene	ND		5.6	0.39	ug/kg dry	1.00	10/08/09 17:16	PQ	9J08042	8260B
Trichlorofluoromethane	ND		5.6	0.53	ug/kg dry	1.00	10/08/09 17:16	PQ	9J08042	8260B
Vinyl chloride	ND		11	0.69	ug/kg dry	1.00	10/08/09 17:16	PQ	9J08042	8260B
Xylenes, total	ND		11	0.95	ug/kg dry	1.00	10/08/09 17:16	PQ	9J08042	8260B
1,2-Dichloroethane-d4	*99 %*		*Surr Limits: (64-126%)*				*10/08/09 17:16*	*PQ*	*9J08042*	*8260B*
4-Bromofluorobenzene	*111 %*		*Surr Limits: (72-126%)*				*10/08/09 17:16*	*PQ*	*9J08042*	*8260B*
Toluene-d8	*115 %*		*Surr Limits: (71-125%)*				*10/08/09 17:16*	*PQ*	*9J08042*	*8260B*
Semivolatile Organics by GC/MS										
2,4,5-Trichlorophenol	ND	D10	2000	430	ug/kg dry	10.0	10/09/09 18:02	MKP	9J07128	8270C
2,4,6-Trichlorophenol	ND	D10	2000	130	ug/kg dry	10.0	10/09/09 18:02	MKP	9J07128	8270C
2,4-Dichlorophenol	ND	D10	2000	100	ug/kg dry	10.0	10/09/09 18:02	MKP	9J07128	8270C
2,4-Dimethylphenol	ND	D10	2000	530	ug/kg dry	10.0	10/09/09 18:02	MKP	9J07128	8270C
2,4-Dinitrophenol	ND	D10	3800	690	ug/kg dry	10.0	10/09/09 18:02	MKP	9J07128	8270C
2,4-Dinitrotoluene	ND	D10	2000	300	ug/kg dry	10.0	10/09/09 18:02	MKP	9J07128	8270C
2,6-Dinitrotoluene	ND	D10	2000	480	ug/kg dry	10.0	10/09/09 18:02	MKP	9J07128	8270C
2-Chloronaphthalene	ND	D10	2000	130	ug/kg dry	10.0	10/09/09 18:02	MKP	9J07128	8270C
2-Chlorophenol	ND	D10	2000	100	ug/kg dry	10.0	10/09/09 18:02	MKP	9J07128	8270C
2-Methylnaphthalene	ND	D10	2000	24	ug/kg dry	10.0	10/09/09 18:02	MKP	9J07128	8270C
2-Methylphenol	ND	D10	2000	60	ug/kg dry	10.0	10/09/09 18:02	MKP	9J07128	8270C
2-Nitroaniline	ND	D10,L	3800	630	ug/kg dry	10.0	10/09/09 18:02	MKP	9J07128	8270C
2-Nitrophenol	ND	D10	2000	90	ug/kg dry	10.0	10/09/09 18:02	MKP	9J07128	8270C
3,3'-Dichlorobenzidine	ND	D10,L	2000	1700	ug/kg dry	10.0	10/09/09 18:02	MKP	9J07128	8270C
3-Nitroaniline	ND	D10	3800	450	ug/kg dry	10.0	10/09/09 18:02	MKP	9J07128	8270C
4,6-Dinitro-2-methylphenol	ND	D10	3800	680	ug/kg dry	10.0	10/09/09 18:02	MKP	9J07128	8270C
4-Bromophenyl phenyl ether	ND	D10	2000	620	ug/kg dry	10.0	10/09/09 18:02	MKP	9J07128	8270C
4-Chloro-3-methylphenol	ND	D10	2000	81	ug/kg dry	10.0	10/09/09 18:02	MKP	9J07128	8270C
4-Chloroaniline	ND	D10	2000	580	ug/kg dry	10.0	10/09/09 18:02	MKP	9J07128	8270C
4-Chlorophenyl phenyl ether	ND	D10	2000	42	ug/kg dry	10.0	10/09/09 18:02	MKP	9J07128	8270C
4-Methylphenol	ND	D10	2000	110	ug/kg dry	10.0	10/09/09 18:02	MKP	9J07128	8270C
4-Nitroaniline	ND	D10	3800	220	ug/kg dry	10.0	10/09/09 18:02	MKP	9J07128	8270C
4-Nitrophenol	ND	D10	3800	480	ug/kg dry	10.0	10/09/09 18:02	MKP	9J07128	8270C
Acenaphthene	ND	D10	2000	23	ug/kg dry	10.0	10/09/09 18:02	MKP	9J07128	8270C
Acenaphthylene	ND	D10	2000	16	ug/kg dry	10.0	10/09/09 18:02	MKP	9J07128	8270C
Acetophenone	ND	D10	2000	100	ug/kg dry	10.0	10/09/09 18:02	MKP	9J07128	8270C
Anthracene	**97**	D10,B, J	2000	50	ug/kg dry	10.0	10/09/09 18:02	MKP	9J07128	8270C
Atrazine	ND	D10	2000	87	ug/kg dry	10.0	10/09/09 18:02	MKP	9J07128	8270C
Benzaldehyde	ND	D10	2000	210	ug/kg dry	10.0	10/09/09 18:02	MKP	9J07128	8270C
Benzo(a)anthracene	**360**	D10,B, J	2000	34	ug/kg dry	10.0	10/09/09 18:02	MKP	9J07128	8270C
Benzo(a)pyrene	**390**	D10,B, J	2000	47	ug/kg dry	10.0	10/09/09 18:02	MKP	9J07128	8270C
Benzo(b)fluoranthene	**460**	D10,B, J	2000	38	ug/kg dry	10.0	10/09/09 18:02	MKP	9J07128	8270C
Benzo(ghi)perylene	**400**	D10,J	2000	24	ug/kg dry	10.0	10/09/09 18:02	MKP	9J07128	8270C
Benzo(k)fluoranthene	**210**	D10,B, J	2000	22	ug/kg dry	10.0	10/09/09 18:02	MKP	9J07128	8270C

Benchmark Environmental & Engineering Science
2558 Hamburg Turnpike, Suite 300
Lackawanna, NY 14218

SDG Number: RSJ0493

Project: Benchmark - Solsil site
Project Number: TURN-0002

Received: 10/07/09-10/08/09
Reported: 10/28/09 17:00

Analytical Report

Client ID: TP-3 (0-1.5) (RSJ0493-09 - Solid) - cont. **Sampled: 10/06/09 14:45** **Recvd: 10/07/09 10:55**

Analyte	Sample Result	Data Qualifiers	RL	MDL	Units	Dil Fac	Date Analyzed	Lab Tech	Batch	Method
Semivolatile Organics by GC/MS - cont.										
Biphenyl	ND	D10	2000	120	ug/kg dry	10.0	10/09/09 18:02	MKP	9J07128	8270C
Bis(2-chloroethoxy)methane	ND	D10	2000	110	ug/kg dry	10.0	10/09/09 18:02	MKP	9J07128	8270C
Bis(2-chloroethyl)ether	ND	D10	2000	170	ug/kg dry	10.0	10/09/09 18:02	MKP	9J07128	8270C
2,2'-Oxybis(1-Chloropropane)	ND	D10	2000	200	ug/kg dry	10.0	10/09/09 18:02	MKP	9J07128	8270C
Bis(2-ethylhexyl) phthalate	ND	D10	2000	630	ug/kg dry	10.0	10/09/09 18:02	MKP	9J07128	8270C
Butyl benzyl phthalate	ND	D10	2000	530	ug/kg dry	10.0	10/09/09 18:02	MKP	9J07128	8270C
Caprolactam	ND	D10	2000	850	ug/kg dry	10.0	10/09/09 18:02	MKP	9J07128	8270C
Carbazole	ND	D10,B	2000	23	ug/kg dry	10.0	10/09/09 18:02	MKP	9J07128	8270C
Chrysene	**310**	D10,B, J	2000	20	ug/kg dry	10.0	10/09/09 18:02	MKP	9J07128	8270C
Dibenzo(a,h)anthracene	**110**	D10,J	2000	23	ug/kg dry	10.0	10/09/09 18:02	MKP	9J07128	8270C
Dibenzofuran	ND	D10	2000	20	ug/kg dry	10.0	10/09/09 18:02	MKP	9J07128	8270C
Diethyl phthalate	ND	D10,B	2000	59	ug/kg dry	10.0	10/09/09 18:02	MKP	9J07128	8270C
Dimethyl phthalate	ND	D10	2000	51	ug/kg dry	10.0	10/09/09 18:02	MKP	9J07128	8270C
Di-n-butyl phthalate	ND	D10	2000	680	ug/kg dry	10.0	10/09/09 18:02	MKP	9J07128	8270C
Di-n-octyl phthalate	ND	D10	2000	46	ug/kg dry	10.0	10/09/09 18:02	MKP	9J07128	8270C
Fluoranthene	**500**	D10,B, J	2000	28	ug/kg dry	10.0	10/09/09 18:02	MKP	9J07128	8270C
Fluorene	ND	D10	2000	45	ug/kg dry	10.0	10/09/09 18:02	MKP	9J07128	8270C
Hexachlorobenzene	ND	D10	2000	97	ug/kg dry	10.0	10/09/09 18:02	MKP	9J07128	8270C
Hexachlorobutadiene	ND	D10	2000	100	ug/kg dry	10.0	10/09/09 18:02	MKP	9J07128	8270C
Hexachlorocyclopentadiene	ND	D10	2000	590	ug/kg dry	10.0	10/09/09 18:02	MKP	9J07128	8270C
Hexachloroethane	ND	D10	2000	150	ug/kg dry	10.0	10/09/09 18:02	MKP	9J07128	8270C
Indeno(1,2,3-cd)pyrene	**300**	D10,B, J	2000	54	ug/kg dry	10.0	10/09/09 18:02	MKP	9J07128	8270C
Isophorone	ND	D10	2000	98	ug/kg dry	10.0	10/09/09 18:02	MKP	9J07128	8270C
Naphthalene	ND	D10	2000	33	ug/kg dry	10.0	10/09/09 18:02	MKP	9J07128	8270C
Nitrobenzene	ND	D10	2000	87	ug/kg dry	10.0	10/09/09 18:02	MKP	9J07128	8270C
N-Nitrosodi-n-propylamine	ND	D10	2000	160	ug/kg dry	10.0	10/09/09 18:02	MKP	9J07128	8270C
N-Nitrosodiphenylamine	ND	D10,L	2000	110	ug/kg dry	10.0	10/09/09 18:02	MKP	9J07128	8270C
Pentachlorophenol	ND	D10	3800	670	ug/kg dry	10.0	10/09/09 18:02	MKP	9J07128	8270C
Phenanthrene	**360**	D10,B, J	2000	41	ug/kg dry	10.0	10/09/09 18:02	MKP	9J07128	8270C
Phenol	ND	D10	2000	210	ug/kg dry	10.0	10/09/09 18:02	MKP	9J07128	8270C
Pyrene	**530**	D10,B, J	2000	13	ug/kg dry	10.0	10/09/09 18:02	MKP	9J07128	8270C
2,4,6-Tribromophenol	*94 %*	*D10*	*Surr Limits: (39-146%)*				*10/09/09 18:02*	*MKP*	*9J07128*	*8270C*
2-Fluorobiphenyl	*106 %*	*D10*	*Surr Limits: (37-120%)*				*10/09/09 18:02*	*MKP*	*9J07128*	*8270C*
2-Fluorophenol	*81 %*	*D10*	*Surr Limits: (18-120%)*				*10/09/09 18:02*	*MKP*	*9J07128*	*8270C*
Nitrobenzene-d5	*95 %*	*D10*	*Surr Limits: (34-132%)*				*10/09/09 18:02*	*MKP*	*9J07128*	*8270C*
Phenol-d5	*90 %*	*D10*	*Surr Limits: (11-120%)*				*10/09/09 18:02*	*MKP*	*9J07128*	*8270C*
p-Terphenyl-d14	*97 %*	*D10*	*Surr Limits: (58-147%)*				*10/09/09 18:02*	*MKP*	*9J07128*	*8270C*
Total Metals by SW 846 Series Methods										
Aluminum	**9570**		12.7	NR	mg/kg dry	1.00	10/10/09 01:32	DAN	9J08087	6010B
Antimony	ND		19.0	NR	mg/kg dry	1.00	10/10/09 01:32	DAN	9J08087	6010B
Arsenic	**6.9**		2.5	NR	mg/kg dry	1.00	10/10/09 01:32	DAN	9J08087	6010B
Barium	**710**		0.633	NR	mg/kg dry	1.00	10/10/09 01:32	DAN	9J08087	6010B
Beryllium	**0.620**		0.253	NR	mg/kg dry	1.00	10/10/09 01:32	DAN	9J08087	6010B
Cadmium	**1.00**		0.253	NR	mg/kg dry	1.00	10/10/09 01:32	DAN	9J08087	6010B

Benchmark Environmental & Engineering Science
2558 Hamburg Turnpike, Suite 300
Lackawanna, NY 14218

SDG Number: RSJ0493

Project: Benchmark - Solsil site
Project Number: TURN-0002

Received: 10/07/09-10/08/09
Reported: 10/28/09 17:00

Analytical Report

Analyte	Sample Result	Data Qualifiers	RL	MDL	Units	Dil Fac	Date Analyzed	Lab Tech	Batch	Method
Client ID: TP-3 (0-1.5) (RSJ0493-09 - Solid) - cont.						**Sampled: 10/06/09 14:45**		**Recvd: 10/07/09 10:55**		
Total Metals by SW 846 Series Methods - cont.										
Calcium	**24200**		63.3	NR	mg/kg dry	1.00	10/10/09 01:32	DAN	9J08087	6010B
Chromium	**173**		0.633	NR	mg/kg dry	1.00	10/10/09 01:32	DAN	9J08087	6010B
Cobalt	**9.99**		0.633	NR	mg/kg dry	1.00	10/10/09 01:32	DAN	9J08087	6010B
Copper	**131**		1.3	NR	mg/kg dry	1.00	10/10/09 01:32	DAN	9J08087	6010B
Iron	**25400**		12.7	NR	mg/kg dry	1.00	10/10/09 01:32	DAN	9J08087	6010B
Lead	**166**		1.3	NR	mg/kg dry	1.00	10/10/09 01:32	DAN	9J08087	6010B
Magnesium	**7130**		25.3	NR	mg/kg dry	1.00	10/10/09 01:32	DAN	9J08087	6010B
Manganese	**9390**	D08	2.5	NR	mg/kg dry	10.0	10/12/09 15:18	DAN	9J08087	6010B
Nickel	**77.0**		6.33	NR	mg/kg dry	1.00	10/10/09 01:32	DAN	9J08087	6010B
Potassium	**1240**		38.0	NR	mg/kg dry	1.00	10/10/09 01:32	DAN	9J08087	6010B
Selenium	ND		5.1	NR	mg/kg dry	1.00	10/10/09 01:32	DAN	9J08087	6010B
Silver	**1.13**		0.633	NR	mg/kg dry	1.00	10/10/09 01:32	DAN	9J08087	6010B
Sodium	ND		177	NR	mg/kg dry	1.00	10/10/09 01:32	DAN	9J08087	6010B
Thallium	ND		7.6	NR	mg/kg dry	1.00	10/10/09 01:32	DAN	9J08087	6010B
Vanadium	**19.9**		0.633	NR	mg/kg dry	1.00	10/10/09 01:32	DAN	9J08087	6010B
Zinc	**296**		2.5	NR	mg/kg dry	1.00	10/10/09 01:32	DAN	9J08087	6010B
Mercury	**1.59**	D08	0.113	NR	mg/kg dry	5.00	10/12/09 14:22	MXM	9J09118	7471A
General Chemistry Parameters										
Percent Solids	**86**		0.010	NR	%	1.00	10/08/09 16:12	JR	9J08061	Dry Weight

Benchmark Environmental & Engineering Science
2558 Hamburg Turnpike, Suite 300
Lackawanna, NY 14218

SDG Number: RSJ0493

Project: Benchmark - Solsil site
Project Number: TURN-0002

Received: 10/07/09-10/08/09
Reported: 10/28/09 17:00

Analytical Report

Client ID: TP-4 (2.5-6) (RSJ0493-10 - Solid) **Sampled: 10/06/09 16:00** **Recvd: 10/07/09 10:55**

Volatile Organic Compounds by EPA 8260B

Analyte	Sample Result	Data Qualifiers	RL	MDL	Units	Dil Fac	Date Analyzed	Lab Tech	Batch	Method
1,1,1-Trichloroethane	ND		5.4	0.40	ug/kg dry	1.00	10/08/09 17:42	PQ	9J08042	8260B
1,1,2,2-Tetrachloroethane	ND		5.4	0.88	ug/kg dry	1.00	10/08/09 17:42	PQ	9J08042	8260B
1,1,2-Trichloroethane	ND		5.4	0.27	ug/kg dry	1.00	10/08/09 17:42	PQ	9J08042	8260B
1,1,2-Trichloro-1,2,2-trifluoroethane	ND		5.4	2.7	ug/kg dry	1.00	10/08/09 17:42	PQ	9J08042	8260B
1,1-Dichloroethane	ND		5.4	0.27	ug/kg dry	1.00	10/08/09 17:42	PQ	9J08042	8260B
1,1-Dichloroethene	ND		5.4	0.67	ug/kg dry	1.00	10/08/09 17:42	PQ	9J08042	8260B
1,2,4-Trichlorobenzene	ND		5.4	0.33	ug/kg dry	1.00	10/08/09 17:42	PQ	9J08042	8260B
1,2,4-Trimethylbenzene	ND		5.4	0.39	ug/kg dry	1.00	10/08/09 17:42	PQ	9J08042	8260B
1,2-Dibromo-3-chloropropane	ND		5.4	2.7	ug/kg dry	1.00	10/08/09 17:42	PQ	9J08042	8260B
1,2-Dibromoethane	ND		5.4	0.21	ug/kg dry	1.00	10/08/09 17:42	PQ	9J08042	8260B
1,2-Dichlorobenzene	ND		5.4	0.43	ug/kg dry	1.00	10/08/09 17:42	PQ	9J08042	8260B
1,2-Dichloroethane	ND		5.4	0.27	ug/kg dry	1.00	10/08/09 17:42	PQ	9J08042	8260B
1,2-Dichloropropane	ND		5.4	2.7	ug/kg dry	1.00	10/08/09 17:42	PQ	9J08042	8260B
1,3,5-Trimethylbenzene	ND		5.4	0.35	ug/kg dry	1.00	10/08/09 17:42	PQ	9J08042	8260B
1,3-Dichlorobenzene	ND		5.4	0.28	ug/kg dry	1.00	10/08/09 17:42	PQ	9J08042	8260B
1,4-Dichlorobenzene	ND		5.4	0.76	ug/kg dry	1.00	10/08/09 17:42	PQ	9J08042	8260B
2-Butanone	ND		27	2.0	ug/kg dry	1.00	10/08/09 17:42	PQ	9J08042	8260B
2-Hexanone	ND		27	1.9	ug/kg dry	1.00	10/08/09 17:42	PQ	9J08042	8260B
p-Cymene	ND		5.4	0.44	ug/kg dry	1.00	10/08/09 17:42	PQ	9J08042	8260B
4-Methyl-2-pentanone	ND		27	1.8	ug/kg dry	1.00	10/08/09 17:42	PQ	9J08042	8260B
Acetone	**33**		27	1.2	ug/kg dry	1.00	10/08/09 17:42	PQ	9J08042	8260B
Benzene	ND		5.4	0.27	ug/kg dry	1.00	10/08/09 17:42	PQ	9J08042	8260B
Bromodichloromethane	ND		5.4	0.28	ug/kg dry	1.00	10/08/09 17:42	PQ	9J08042	8260B
Bromoform	ND		5.4	2.7	ug/kg dry	1.00	10/08/09 17:42	PQ	9J08042	8260B
Bromomethane	ND		5.4	1.2	ug/kg dry	1.00	10/08/09 17:42	PQ	9J08042	8260B
Carbon disulfide	ND		5.4	0.47	ug/kg dry	1.00	10/08/09 17:42	PQ	9J08042	8260B
Carbon Tetrachloride	ND		5.4	0.53	ug/kg dry	1.00	10/08/09 17:42	PQ	9J08042	8260B
Chlorobenzene	ND		5.4	0.72	ug/kg dry	1.00	10/08/09 17:42	PQ	9J08042	8260B
Dibromochloromethane	ND		5.4	0.30	ug/kg dry	1.00	10/08/09 17:42	PQ	9J08042	8260B
Chloroethane	ND		5.4	2.3	ug/kg dry	1.00	10/08/09 17:42	PQ	9J08042	8260B
Chloroform	ND		5.4	0.34	ug/kg dry	1.00	10/08/09 17:42	PQ	9J08042	8260B
Chloromethane	ND		5.4	0.33	ug/kg dry	1.00	10/08/09 17:42	PQ	9J08042	8260B
cis-1,2-Dichloroethene	ND		5.4	0.27	ug/kg dry	1.00	10/08/09 17:42	PQ	9J08042	8260B
cis-1,3-Dichloropropene	ND		5.4	0.31	ug/kg dry	1.00	10/08/09 17:42	PQ	9J08042	8260B
Cyclohexane	ND		5.4	0.25	ug/kg dry	1.00	10/08/09 17:42	PQ	9J08042	8260B
Dichlorodifluoromethane	ND		5.4	0.45	ug/kg dry	1.00	10/08/09 17:42	PQ	9J08042	8260B
Ethylbenzene	ND		5.4	0.38	ug/kg dry	1.00	10/08/09 17:42	PQ	9J08042	8260B
Isopropylbenzene	ND		5.4	0.82	ug/kg dry	1.00	10/08/09 17:42	PQ	9J08042	8260B
Methyl Acetate	ND		5.4	0.30	ug/kg dry	1.00	10/08/09 17:42	PQ	9J08042	8260B
Methyl-t-Butyl Ether (MTBE)	ND		5.4	0.53	ug/kg dry	1.00	10/08/09 17:42	PQ	9J08042	8260B
Methylcyclohexane	ND		5.4	0.35	ug/kg dry	1.00	10/08/09 17:42	PQ	9J08042	8260B
Methylene Chloride	**4.1**	B, J	5.4	1.1	ug/kg dry	1.00	10/08/09 17:42	PQ	9J08042	8260B
m-Xylene & p-Xylene	ND		11	0.91	ug/kg dry	1.00	10/08/09 17:42	PQ	9J08042	8260B
n-Butylbenzene	ND		5.4	0.47	ug/kg dry	1.00	10/08/09 17:42	PQ	9J08042	8260B
n-Propylbenzene	ND		5.4	0.44	ug/kg dry	1.00	10/08/09 17:42	PQ	9J08042	8260B
o-Xylene	ND		5.4	0.71	ug/kg dry	1.00	10/08/09 17:42	PQ	9J08042	8260B
sec-Butylbenzene	ND		5.4	0.47	ug/kg dry	1.00	10/08/09 17:42	PQ	9J08042	8260B
Styrene	ND		5.4	0.27	ug/kg dry	1.00	10/08/09 17:42	PQ	9J08042	8260B

Benchmark Environmental & Engineering Science
2558 Hamburg Turnpike, Suite 300
Lackawanna, NY 14218

SDG Number: RSJ0493

Project: Benchmark - Solsil site
Project Number: TURN-0002

Received: 10/07/09-10/08/09
Reported: 10/28/09 17:00

Analytical Report

Client ID: TP-4 (2.5-6) (RSJ0493-10 - Solid) - cont. **Sampled: 10/06/09 16:00** **Recvd: 10/07/09 10:55**

Analyte	Sample Result	Data Qualifiers	RL	MDL	Units	Dil Fac	Date Analyzed	Lab Tech	Batch	Method
Volatile Organic Compounds by EPA 8260B - cont.										
Tetrachloroethene	ND		5.4	0.73	ug/kg dry	1.00	10/08/09 17:42	PQ	9J08042	8260B
Toluene	ND		5.4	0.41	ug/kg dry	1.00	10/08/09 17:42	PQ	9J08042	8260B
trans-1,2-Dichloroethene	ND		5.4	0.56	ug/kg dry	1.00	10/08/09 17:42	PQ	9J08042	8260B
trans-1,3-Dichloropropene	ND		5.4	0.27	ug/kg dry	1.00	10/08/09 17:42	PQ	9J08042	8260B
Trichloroethene	ND		5.4	0.38	ug/kg dry	1.00	10/08/09 17:42	PQ	9J08042	8260B
Trichlorofluoromethane	ND		5.4	0.52	ug/kg dry	1.00	10/08/09 17:42	PQ	9J08042	8260B
Vinyl chloride	ND		11	0.66	ug/kg dry	1.00	10/08/09 17:42	PQ	9J08042	8260B
Xylenes, total	ND		11	0.91	ug/kg dry	1.00	10/08/09 17:42	PQ	9J08042	8260B
1,2-Dichloroethane-d4	*103 %*		*Surr Limits: (64-126%)*				*10/08/09 17:42*	*PQ*	*9J08042*	*8260B*
4-Bromofluorobenzene	*119 %*		*Surr Limits: (72-126%)*				*10/08/09 17:42*	*PQ*	*9J08042*	*8260B*
Toluene-d8	*120 %*		*Surr Limits: (71-125%)*				*10/08/09 17:42*	*PQ*	*9J08042*	*8260B*
Semivolatile Organics by GC/MS										
2,4,5-Trichlorophenol	ND	D10	920	200	ug/kg dry	5.00	10/09/09 18:27	MKP	9J07128	8270C
2,4,6-Trichlorophenol	ND	D10	920	60	ug/kg dry	5.00	10/09/09 18:27	MKP	9J07128	8270C
2,4-Dichlorophenol	ND	D10	920	48	ug/kg dry	5.00	10/09/09 18:27	MKP	9J07128	8270C
2,4-Dimethylphenol	ND	D10	920	250	ug/kg dry	5.00	10/09/09 18:27	MKP	9J07128	8270C
2,4-Dinitrophenol	ND	D10	1800	320	ug/kg dry	5.00	10/09/09 18:27	MKP	9J07128	8270C
2,4-Dinitrotoluene	ND	D10	920	140	ug/kg dry	5.00	10/09/09 18:27	MKP	9J07128	8270C
2,6-Dinitrotoluene	ND	D10	920	220	ug/kg dry	5.00	10/09/09 18:27	MKP	9J07128	8270C
2-Chloronaphthalene	ND	D10	920	61	ug/kg dry	5.00	10/09/09 18:27	MKP	9J07128	8270C
2-Chlorophenol	ND	D10	920	46	ug/kg dry	5.00	10/09/09 18:27	MKP	9J07128	8270C
2-Methylnaphthalene	**38**	D10,J	920	11	ug/kg dry	5.00	10/09/09 18:27	MKP	9J07128	8270C
2-Methylphenol	ND	D10	920	28	ug/kg dry	5.00	10/09/09 18:27	MKP	9J07128	8270C
2-Nitroaniline	ND	D10,L	1800	290	ug/kg dry	5.00	10/09/09 18:27	MKP	9J07128	8270C
2-Nitrophenol	ND	D10	920	42	ug/kg dry	5.00	10/09/09 18:27	MKP	9J07128	8270C
3,3'-Dichlorobenzidine	ND	D10,L	920	800	ug/kg dry	5.00	10/09/09 18:27	MKP	9J07128	8270C
3-Nitroaniline	ND	D10	1800	210	ug/kg dry	5.00	10/09/09 18:27	MKP	9J07128	8270C
4,6-Dinitro-2-methylphenol	ND	D10	1800	310	ug/kg dry	5.00	10/09/09 18:27	MKP	9J07128	8270C
4-Bromophenyl phenyl ether	ND	D10	920	290	ug/kg dry	5.00	10/09/09 18:27	MKP	9J07128	8270C
4-Chloro-3-methylphenol	ND	D10	920	37	ug/kg dry	5.00	10/09/09 18:27	MKP	9J07128	8270C
4-Chloroaniline	ND	D10	920	270	ug/kg dry	5.00	10/09/09 18:27	MKP	9J07128	8270C
4-Chlorophenyl phenyl ether	ND	D10	920	19	ug/kg dry	5.00	10/09/09 18:27	MKP	9J07128	8270C
4-Methylphenol	ND	D10	920	51	ug/kg dry	5.00	10/09/09 18:27	MKP	9J07128	8270C
4-Nitroaniline	ND	D10	1800	100	ug/kg dry	5.00	10/09/09 18:27	MKP	9J07128	8270C
4-Nitrophenol	ND	D10	1800	220	ug/kg dry	5.00	10/09/09 18:27	MKP	9J07128	8270C
Acenaphthene	ND	D10	920	11	ug/kg dry	5.00	10/09/09 18:27	MKP	9J07128	8270C
Acenaphthylene	ND	D10	920	7.5	ug/kg dry	5.00	10/09/09 18:27	MKP	9J07128	8270C
Acetophenone	ND	D10	920	47	ug/kg dry	5.00	10/09/09 18:27	MKP	9J07128	8270C
Anthracene	**65**	D10,B, J	920	23	ug/kg dry	5.00	10/09/09 18:27	MKP	9J07128	8270C
Atrazine	ND	D10	920	41	ug/kg dry	5.00	10/09/09 18:27	MKP	9J07128	8270C
Benzaldehyde	ND	D10	920	100	ug/kg dry	5.00	10/09/09 18:27	MKP	9J07128	8270C
Benzo(a)anthracene	**290**	D10,B, J	920	16	ug/kg dry	5.00	10/09/09 18:27	MKP	9J07128	8270C
Benzo(a)pyrene	**320**	D10,B, J	920	22	ug/kg dry	5.00	10/09/09 18:27	MKP	9J07128	8270C
Benzo(b)fluoranthene	**360**	D10,B, J	920	18	ug/kg dry	5.00	10/09/09 18:27	MKP	9J07128	8270C
Benzo(ghi)perylene	**360**	D10,J	920	11	ug/kg dry	5.00	10/09/09 18:27	MKP	9J07128	8270C
Benzo(k)fluoranthene	**200**	D10,B, J	920	10	ug/kg dry	5.00	10/09/09 18:27	MKP	9J07128	8270C

Benchmark Environmental & Engineering Science
2558 Hamburg Turnpike, Suite 300
Lackawanna, NY 14218

SDG Number: RSJ0493

Project: Benchmark - Solsil site
Project Number: TURN-0002

Received: 10/07/09-10/08/09
Reported: 10/28/09 17:00

Analytical Report

Analyte	Sample Result	Data Qualifiers	RL	MDL	Units	Dil Fac	Date Analyzed	Lab Tech	Batch	Method
Client ID: TP-4 (2.5-6) (RSJ0493-10 - Solid) - cont.							**Sampled: 10/06/09 16:00**		**Recvd: 10/07/09 10:55**	
Semivolatile Organics by GC/MS - cont.										
Biphenyl	ND	D10	920	57	ug/kg dry	5.00	10/09/09 18:27	MKP	9J07128	8270C
Bis(2-chloroethoxy)methane	ND	D10	920	50	ug/kg dry	5.00	10/09/09 18:27	MKP	9J07128	8270C
Bis(2-chloroethyl)ether	ND	D10	920	79	ug/kg dry	5.00	10/09/09 18:27	MKP	9J07128	8270C
2,2'-Oxybis(1-Chloropropane)	ND	D10	920	95	ug/kg dry	5.00	10/09/09 18:27	MKP	9J07128	8270C
Bis(2-ethylhexyl) phthalate	ND	D10	920	290	ug/kg dry	5.00	10/09/09 18:27	MKP	9J07128	8270C
Butyl benzyl phthalate	ND	D10	920	240	ug/kg dry	5.00	10/09/09 18:27	MKP	9J07128	8270C
Caprolactam	ND	D10	920	390	ug/kg dry	5.00	10/09/09 18:27	MKP	9J07128	8270C
Carbazole	ND	D10,B	920	11	ug/kg dry	5.00	10/09/09 18:27	MKP	9J07128	8270C
Chrysene	**260**	D10,B, J	920	9.1	ug/kg dry	5.00	10/09/09 18:27	MKP	9J07128	8270C
Dibenzo(a,h)anthracene	**86**	D10,J	920	11	ug/kg dry	5.00	10/09/09 18:27	MKP	9J07128	8270C
Dibenzofuran	ND	D10	920	9.5	ug/kg dry	5.00	10/09/09 18:27	MKP	9J07128	8270C
Diethyl phthalate	ND	D10,B	920	28	ug/kg dry	5.00	10/09/09 18:27	MKP	9J07128	8270C
Dimethyl phthalate	ND	D10	920	24	ug/kg dry	5.00	10/09/09 18:27	MKP	9J07128	8270C
Di-n-butyl phthalate	ND	D10	920	320	ug/kg dry	5.00	10/09/09 18:27	MKP	9J07128	8270C
Di-n-octyl phthalate	ND	D10	920	21	ug/kg dry	5.00	10/09/09 18:27	MKP	9J07128	8270C
Fluoranthene	**380**	D10,B, J	920	13	ug/kg dry	5.00	10/09/09 18:27	MKP	9J07128	8270C
Fluorene	ND	D10	920	21	ug/kg dry	5.00	10/09/09 18:27	MKP	9J07128	8270C
Hexachlorobenzene	ND	D10	920	45	ug/kg dry	5.00	10/09/09 18:27	MKP	9J07128	8270C
Hexachlorobutadiene	ND	D10	920	47	ug/kg dry	5.00	10/09/09 18:27	MKP	9J07128	8270C
Hexachlorocyclopentadiene	ND	D10	920	280	ug/kg dry	5.00	10/09/09 18:27	MKP	9J07128	8270C
Hexachloroethane	ND	D10	920	71	ug/kg dry	5.00	10/09/09 18:27	MKP	9J07128	8270C
Indeno(1,2,3-cd)pyrene	**280**	D10,B, J	920	25	ug/kg dry	5.00	10/09/09 18:27	MKP	9J07128	8270C
Isophorone	ND	D10	920	46	ug/kg dry	5.00	10/09/09 18:27	MKP	9J07128	8270C
Naphthalene	ND	D10	920	15	ug/kg dry	5.00	10/09/09 18:27	MKP	9J07128	8270C
Nitrobenzene	ND	D10	920	40	ug/kg dry	5.00	10/09/09 18:27	MKP	9J07128	8270C
N-Nitrosodi-n-propylamine	ND	D10	920	72	ug/kg dry	5.00	10/09/09 18:27	MKP	9J07128	8270C
N-Nitrosodiphenylamine	ND	D10,L	920	50	ug/kg dry	5.00	10/09/09 18:27	MKP	9J07128	8270C
Pentachlorophenol	ND	D10	1800	310	ug/kg dry	5.00	10/09/09 18:27	MKP	9J07128	8270C
Phenanthrene	**240**	D10,B, J	920	19	ug/kg dry	5.00	10/09/09 18:27	MKP	9J07128	8270C
Phenol	ND	D10	920	96	ug/kg dry	5.00	10/09/09 18:27	MKP	9J07128	8270C
Pyrene	**370**	D10,B, J	920	5.9	ug/kg dry	5.00	10/09/09 18:27	MKP	9J07128	8270C
2,4,6-Tribromophenol	*96 %*	*D10*	*Surr Limits: (39-146%)*				*10/09/09 18:27*	*MKP*	*9J07128*	*8270C*
2-Fluorobiphenyl	*91 %*	*D10*	*Surr Limits: (37-120%)*				*10/09/09 18:27*	*MKP*	*9J07128*	*8270C*
2-Fluorophenol	*62 %*	*D10*	*Surr Limits: (18-120%)*				*10/09/09 18:27*	*MKP*	*9J07128*	*8270C*
Nitrobenzene-d5	*75 %*	*D10*	*Surr Limits: (34-132%)*				*10/09/09 18:27*	*MKP*	*9J07128*	*8270C*
Phenol-d5	*71 %*	*D10*	*Surr Limits: (11-120%)*				*10/09/09 18:27*	*MKP*	*9J07128*	*8270C*
p-Terphenyl-d14	*94 %*	*D10*	*Surr Limits: (58-147%)*				*10/09/09 18:27*	*MKP*	*9J07128*	*8270C*
Total Metals by SW 846 Series Methods										
Aluminum	**2910**		11.5	NR	mg/kg dry	1.00	10/10/09 01:37	DAN	9J08087	6010B
Antimony	ND		17.3	NR	mg/kg dry	1.00	10/10/09 01:37	DAN	9J08087	6010B
Arsenic	**5.5**		2.3	NR	mg/kg dry	1.00	10/10/09 01:37	DAN	9J08087	6010B
Barium	**32.4**		0.575	NR	mg/kg dry	1.00	10/10/09 01:37	DAN	9J08087	6010B
Beryllium	ND		0.230	NR	mg/kg dry	1.00	10/10/09 01:37	DAN	9J08087	6010B
Cadmium	**1.37**		0.230	NR	mg/kg dry	1.00	10/10/09 01:37	DAN	9J08087	6010B

Benchmark Environmental & Engineering Science
2558 Hamburg Turnpike, Suite 300
Lackawanna, NY 14218

SDG Number: RSJ0493

Project: Benchmark - Solsil site
Project Number: TURN-0002

Received: 10/07/09-10/08/09
Reported: 10/28/09 17:00

Analytical Report

Analyte	Sample Result	Data Qualifiers	RL	MDL	Units	Dil Fac	Date Analyzed	Lab Tech	Batch	Method
Client ID: TP-4 (2.5-6) (RSJ0493-10 - Solid) - cont.						**Sampled: 10/06/09 16:00**		**Recvd: 10/07/09 10:55**		
Total Metals by SW 846 Series Methods - cont.										
Calcium	**16500**		57.5	NR	mg/kg dry	1.00	10/10/09 01:37	DAN	9J08087	6010B
Chromium	**1060**		0.575	NR	mg/kg dry	1.00	10/10/09 01:37	DAN	9J08087	6010B
Cobalt	**57.0**		0.575	NR	mg/kg dry	1.00	10/10/09 01:37	DAN	9J08087	6010B
Copper	**462**		1.2	NR	mg/kg dry	1.00	10/10/09 01:37	DAN	9J08087	6010B
Iron	**21800**		11.5	NR	mg/kg dry	1.00	10/10/09 01:37	DAN	9J08087	6010B
Lead	**69.0**		1.2	NR	mg/kg dry	1.00	10/10/09 01:37	DAN	9J08087	6010B
Magnesium	**8620**		23.0	NR	mg/kg dry	1.00	10/10/09 01:37	DAN	9J08087	6010B
Manganese	**989**	B3	0.2	NR	mg/kg dry	1.00	10/10/09 01:37	DAN	9J08087	6010B
Nickel	**2310**		5.75	NR	mg/kg dry	1.00	10/10/09 01:37	DAN	9J08087	6010B
Potassium	**337**		34.5	NR	mg/kg dry	1.00	10/10/09 01:37	DAN	9J08087	6010B
Selenium	ND		4.6	NR	mg/kg dry	1.00	10/10/09 01:37	DAN	9J08087	6010B
Silver	ND		0.575	NR	mg/kg dry	1.00	10/10/09 01:37	DAN	9J08087	6010B
Sodium	ND		161	NR	mg/kg dry	1.00	10/10/09 01:37	DAN	9J08087	6010B
Thallium	ND		6.9	NR	mg/kg dry	1.00	10/10/09 01:37	DAN	9J08087	6010B
Vanadium	**56.5**		0.575	NR	mg/kg dry	1.00	10/10/09 01:37	DAN	9J08087	6010B
Zinc	**149**		2.3	NR	mg/kg dry	1.00	10/10/09 01:37	DAN	9J08087	6010B
Mercury	**0.0426**		0.0220	NR	mg/kg dry	1.00	10/12/09 13:51	MXM	9J09118	7471A
General Chemistry Parameters										
Percent Solids	**92**		0.010	NR	%	1.00	10/08/09 16:14	JR	9J08061	Dry Weight

Benchmark Environmental & Engineering Science
2558 Hamburg Turnpike, Suite 300
Lackawanna, NY 14218

SDG Number: RSJ0493

Project: Benchmark - Solsil site
Project Number: TURN-0002

Received: 10/07/09-10/08/09
Reported: 10/28/09 17:00

SAMPLE EXTRACTION DATA

Parameter	Batch	Lab Number	Wt/Vol Extracte	Units	Extract Volume	Units	Date Prepared	Lab Tech	Extraction Method
General Chemistry Parameters									
Dry Weight	9J08061	RSJ0493-01	10.00	g	10.00	g	10/08/09 12:10	JRR	Dry Weight
Dry Weight	9J08061	RSJ0493-02	10.00	g	10.00	g	10/08/09 12:10	JRR	Dry Weight
Dry Weight	9J08061	RSJ0493-03	10.00	g	10.00	g	10/08/09 12:10	JRR	Dry Weight
Dry Weight	9J08061	RSJ0493-04	10.00	g	10.00	g	10/08/09 12:10	JRR	Dry Weight
Dry Weight	9J08061	RSJ0493-05	10.00	g	10.00	g	10/08/09 12:10	JRR	Dry Weight
Dry Weight	9J08061	RSJ0493-08	10.00	g	10.00	g	10/08/09 12:10	JRR	Dry Weight
Dry Weight	9J08061	RSJ0493-09	10.00	g	10.00	g	10/08/09 12:10	JRR	Dry Weight
Dry Weight	9J08061	RSJ0493-10	10.00	g	10.00	g	10/08/09 12:10	JRR	Dry Weight
Herbicides									
8151A	9J10010	RSJ0493-05	30.38	g	10.00	mL	10/12/09 14:00	CXM	8151A Solid Prep
Organochlorine Pesticides by EPA Method 8081A									
8081A	9J08144	RSJ0493-05	30.70	g	10.00	mL	10/09/09 08:30	CXM	3550B GC
Polychlorinated Biphenyls by EPA Method 8082									
8082	9J07127	RSJ0493-02	30.21	g	10.00	mL	10/08/09 08:30	CXM	3550B GC
8082	9J07127	RSJ0493-05	30.42	g	10.00	mL	10/08/09 08:30	CXM	3550B GC
8082	9J07127	RSJ0493-04	30.49	g	10.00	mL	10/08/09 08:30	CXM	3550B GC
8082	9J07127	RSJ0493-03	30.58	g	10.00	mL	10/08/09 08:30	CXM	3550B GC
8082	9J07127	RSJ0493-01	30.61	g	10.00	mL	10/08/09 08:30	CXM	3550B GC
Semivolatile Organics by GC/MS									
8270C	9J07128	RSJ0493-02	30.19	g	1.00	mL	10/08/09 08:30	CXM	3550B MB
8270C	9J07128	RSJ0493-04	30.20	g	1.00	mL	10/08/09 08:30	CXM	3550B MB
8270C	9J07128	RSJ0493-09	30.20	g	1.00	mL	10/08/09 08:30	CXM	3550B MB
8270C	9J07128	RSJ0493-10	30.26	g	1.00	mL	10/08/09 08:30	CXM	3550B MB
8270C	9J07128	RSJ0493-05	30.28	g	1.00	mL	10/08/09 08:30	CXM	3550B MB
8270C	9J07128	RSJ0493-08	30.33	g	1.00	mL	10/08/09 08:30	CXM	3550B MB
8270C	9J07128	RSJ0493-01	30.34	g	1.00	mL	10/08/09 08:30	CXM	3550B MB
8270C	9J07128	RSJ0493-03	30.86	g	1.00	mL	10/08/09 08:30	CXM	3550B MB
Total Metals by SW 846 Series Methods									
6010B	9J08087	RSJ0493-09	0.46	g	50.00	mL	10/09/09 01:00	KCW	3050B
6010B	9J08087	RSJ0493-01	0.47	g	50.00	mL	10/09/09 01:00	KCW	3050B
6010B	9J08087	RSJ0493-10	0.47	g	50.00	mL	10/09/09 01:00	KCW	3050B
6010B	9J08087	RSJ0493-04	0.49	g	50.00	mL	10/09/09 01:00	KCW	3050B
6010B	9J08087	RSJ0493-08	0.49	g	50.00	mL	10/09/09 01:00	KCW	3050B
6010B	9J08087	RSJ0493-02	0.50	g	50.00	mL	10/09/09 01:00	KCW	3050B
6010B	9J08087	RSJ0493-05	0.51	g	50.00	mL	10/09/09 01:00	KCW	3050B
6010B	9J08087	RSJ0493-03	0.55	g	50.00	mL	10/09/09 01:00	KCW	3050B
7471A	9J09118	RSJ0493-01	0.57	g	50.00	mL	10/12/09 11:15	MXM	7471A_

Benchmark Environmental & Engineering Science
2558 Hamburg Turnpike, Suite 300
Lackawanna, NY 14218

SDG Number: RSJ0493

Project: Benchmark - Solsil site
Project Number: TURN-0002

Received: 10/07/09-10/08/09
Reported: 10/28/09 17:00

SAMPLE EXTRACTION DATA

Parameter	Batch	Lab Number	Wt/Vol Extracte	Units	Extract Volume	Units	Date Prepared	Lab Tech	Extraction Method
7471A	9J09118	RSJ0493-02	0.57	g	50.00	mL	10/12/09 11:15	MXM	7471A_
7471A	9J09118	RSJ0493-05	0.59	g	50.00	mL	10/12/09 11:15	MXM	7471A_
7471A	9J09118	RSJ0493-10	0.59	g	50.00	mL	10/12/09 11:15	MXM	7471A_
7471A	9J09118	RSJ0493-03	0.60	g	50.00	mL	10/12/09 11:15	MXM	7471A_
7471A	9J09118	RSJ0493-09	0.62	g	50.00	mL	10/12/09 11:15	MXM	7471A_
7471A	9J09118	RSJ0493-04	0.64	g	50.00	mL	10/12/09 11:15	MXM	7471A_
7471A	9J09118	RSJ0493-08	0.64	g	50.00	mL	10/12/09 11:15	MXM	7471A_
Volatile Organic Compounds by EPA 8260B									
8260B	9J08042	RSJ0493-10	5.00	g	5.00	mL	10/08/09 09:32	PJQ	5030B MS
8260B	9J08042	RSJ0493-09	5.19	g	5.00	mL	10/08/09 09:32	PJQ	5030B MS

SAMPLE EXTRACTION DATA

Parameter	Batch	Lab Number	Wt/Vol Extracte	Units	Extract Volume	Units	Date Prepared	Lab Tech	Extraction Method
General Chemistry Parameters									
Dry Weight	9J12049	RSJ0645-06	10.00	g	10.00	g	10/12/09 10:54	JRR	Dry Weight
Dry Weight	9J12049	RSJ0645-07	10.00	g	10.00	g	10/12/09 10:54	JRR	Dry Weight
Dry Weight	9J12049	RSJ0645-08	10.00	g	10.00	g	10/12/09 10:54	JRR	Dry Weight
Dry Weight	9J12049	RSJ0645-09	10.00	g	10.00	g	10/12/09 10:54	JRR	Dry Weight
Dry Weight	9J12049	RSJ0645-10	10.00	g	10.00	g	10/12/09 10:54	JRR	Dry Weight
Dry Weight	9J12049	RSJ0645-11	10.00	g	10.00	g	10/12/09 10:54	JRR	Dry Weight
Dry Weight	9J12049	RSJ0645-12	10.00	g	10.00	g	10/12/09 10:54	JRR	Dry Weight
Dry Weight	9J12049	RSJ0645-13	10.00	g	10.00	g	10/12/09 10:54	JRR	Dry Weight
Dry Weight	9J13041	RSJ0645-01	10.00	g	10.00	g	10/13/09 11:17	JRR	Dry Weight
Dry Weight	9J13041	RSJ0645-04	10.00	g	10.00	g	10/13/09 11:17	JRR	Dry Weight
Dry Weight	9J13041	RSJ0645-05	10.00	g	10.00	g	10/13/09 11:17	JRR	Dry Weight
Polychlorinated Biphenyls by EPA Method 8082									
8082	9J12079	RSJ0645-08	30.07	g	10.00	mL	10/13/09 08:30	CXM	3550B GC
8082	9J12079	RSJ0645-06	30.10	g	10.00	mL	10/13/09 08:30	CXM	3550B GC
8082	9J12079	RSJ0645-13	30.17	g	10.00	mL	10/13/09 08:30	CXM	3550B GC
8082	9J12079	RSJ0645-01	30.19	g	10.00	mL	10/13/09 08:30	CXM	3550B GC
8082	9J12079	RSJ0645-05	30.29	g	10.00	mL	10/13/09 08:30	CXM	3550B GC
8082	9J12079	RSJ0645-11	30.35	g	10.00	mL	10/13/09 08:30	CXM	3550B GC
8082	9J12079	RSJ0645-04	30.41	g	10.00	mL	10/13/09 08:30	CXM	3550B GC
8082	9J12079	RSJ0645-09	30.66	g	10.00	mL	10/13/09 08:30	CXM	3550B GC
8082	9J12079	RSJ0645-07	30.76	g	10.00	mL	10/13/09 08:30	CXM	3550B GC
8082	9J12079	RSJ0645-12	30.85	g	10.00	mL	10/13/09 08:30	CXM	3550B GC
8082	9J12079	RSJ0645-10	30.99	g	10.00	mL	10/13/09 08:30	CXM	3550B GC

Benchmark Environmental & Engineering Science
2558 Hamburg Turnpike, Suite 300
Lackawanna, NY 14218

SDG Number: RSJ0493

Project: Benchmark - Solsil site
Project Number: TURN-0002

Received: 10/07/09-10/08/09
Reported: 10/28/09 17:00

SAMPLE EXTRACTION DATA

Parameter	Batch	Lab Number	Wt/Vol Extracte	Units	Extract Volume	Units	Date Prepared	Lab Tech	Extraction Method
Semivolatile Organics by GC/MS									
8270C	9J21042	RSJ0645-04RE1	30.05	g	1.00	mL	10/21/09 17:00	CXM	3550B MB
8270C	9J21042	RSJ0645-08RE1	30.08	g	1.00	mL	10/21/09 17:00	CXM	3550B MB
8270C	9J21042	RSJ0645-09RE1	30.21	g	1.00	mL	10/21/09 17:00	CXM	3550B MB
8270C	9J21042	RSJ0645-01RE1	30.26	g	1.00	mL	10/21/09 17:00	CXM	3550B MB
8270C	9J21042	RSJ0645-11RE1	30.26	g	1.00	mL	10/21/09 17:00	CXM	3550B MB
8270C	9J21042	RSJ0645-10RE1	30.53	g	1.00	mL	10/21/09 17:00	CXM	3550B MB
8270C	9J21042	RSJ0645-13RE1	30.55	g	1.00	mL	10/21/09 17:00	CXM	3550B MB
8270C	9J21042	RSJ0645-05RE1	30.61	g	1.00	mL	10/21/09 17:00	CXM	3550B MB
8270C	9J21042	RSJ0645-06RE1	30.63	g	1.00	mL	10/21/09 17:00	CXM	3550B MB
8270C	9J21042	RSJ0645-12RE1	30.64	g	1.00	mL	10/21/09 17:00	CXM	3550B MB
8270C	9J21042	RSJ0645-07RE1	30.89	g	1.00	mL	10/21/09 17:00	CXM	3550B MB
Total Metals by SW 846 Series Methods									
6010B	9J12021	RSJ0645-12	0.46	g	50.00	mL	10/12/09 11:00	KCW	3050B
6010B	9J12021	RSJ0645-07	0.47	g	50.00	mL	10/12/09 11:00	KCW	3050B
6010B	9J12021	RSJ0645-01	0.47	g	50.00	mL	10/12/09 11:00	KCW	3050B
6010B	9J12021	RSJ0645-09	0.48	g	50.00	mL	10/12/09 11:00	KCW	3050B
6010B	9J12021	RSJ0645-10	0.48	g	50.00	mL	10/12/09 11:00	KCW	3050B
6010B	9J12021	RSJ0645-11	0.48	g	50.00	mL	10/12/09 11:00	KCW	3050B
6010B	9J12021	RSJ0645-08	0.49	g	50.00	mL	10/12/09 11:00	KCW	3050B
6010B	9J12021	RSJ0645-05	0.50	g	50.00	mL	10/12/09 11:00	KCW	3050B
6010B	9J12021	RSJ0645-04	0.52	g	50.00	mL	10/12/09 11:00	KCW	3050B
6010B	9J12021	RSJ0645-06	0.52	g	50.00	mL	10/12/09 11:00	KCW	3050B
6010B	9J12021	RSJ0645-13	0.53	g	50.00	mL	10/12/09 11:00	KCW	3050B
7471A	9J13025	RSJ0645-04	0.57	g	50.00	mL	10/13/09 13:30	MXM	7471A_
7471A	9J13025	RSJ0645-08	0.58	g	50.00	mL	10/13/09 13:30	MXM	7471A_
7471A	9J13025	RSJ0645-01	0.58	g	50.00	mL	10/13/09 13:30	MXM	7471A_
7471A	9J13025	RSJ0645-10	0.59	g	50.00	mL	10/13/09 13:30	MXM	7471A_
7471A	9J13025	RSJ0645-12	0.60	g	50.00	mL	10/13/09 13:30	MXM	7471A_
7471A	9J13025	RSJ0645-07	0.61	g	50.00	mL	10/13/09 13:30	MXM	7471A_
7471A	9J13025	RSJ0645-13	0.62	g	50.00	mL	10/13/09 13:30	MXM	7471A_
7471A	9J13025	RSJ0645-05	0.62	g	50.00	mL	10/13/09 13:30	MXM	7471A_
7471A	9J13025	RSJ0645-06	0.62	g	50.00	mL	10/13/09 13:30	MXM	7471A_
7471A	9J13025	RSJ0645-11	0.62	g	50.00	mL	10/13/09 13:30	MXM	7471A_
7471A	9J13025	RSJ0645-09	0.64	g	50.00	mL	10/13/09 13:30	MXM	7471A_

Benchmark Environmental & Engineering Science
2558 Hamburg Turnpike, Suite 300
Lackawanna, NY 14218

SDG Number: RSJ0493

Project: Benchmark - Solsil site
Project Number: TURN-0002

Received: 10/07/09-10/08/09
Reported: 10/28/09 17:00

LABORATORY QC DATA

Analyte	Source Result	Spike Level	RL	MDL	Units	Result	% REC	% REC Limits	% RPD	RPD Limit	Data Qualifiers
Volatile Organic Compounds by EPA 8260B											
Blank Analyzed: 10/08/09 (Lab Number:9J08042-BLK1, Batch: 9J08042)											
1,1,1-Trichloroethane			5.0	0.36	ug/kg wet	ND					
1,1,2,2-Tetrachloroethane			5.0	0.81	ug/kg wet	ND					
1,1,2-Trichloroethane			5.0	0.25	ug/kg wet	ND					
1,1,2-Trichloro-1,2,2-trifluoroethane			5.0	2.5	ug/kg wet	ND					
1,1-Dichloroethane			5.0	0.25	ug/kg wet	ND					
1,1-Dichloroethene			5.0	0.61	ug/kg wet	ND					
1,2,4-Trichlorobenzene			5.0	0.30	ug/kg wet	ND					
1,2,4-Trimethylbenzene			5.0	0.36	ug/kg wet	ND					
1,2-Dibromo-3-chloropropane			5.0	2.5	ug/kg wet	ND					
1,2-Dibromoethane			5.0	0.19	ug/kg wet	ND					
1,2-Dichlorobenzene			5.0	0.39	ug/kg wet	ND					
1,2-Dichloroethane			5.0	0.25	ug/kg wet	ND					
1,2-Dichloropropane			5.0	2.5	ug/kg wet	ND					
1,3,5-Trimethylbenzene			5.0	0.32	ug/kg wet	ND					
1,3-Dichlorobenzene			5.0	0.26	ug/kg wet	ND					
1,4-Dichlorobenzene			5.0	0.70	ug/kg wet	ND					
2-Butanone			25	1.8	ug/kg wet	ND					
2-Hexanone			25	1.7	ug/kg wet	ND					
p-Cymene			5.0	0.40	ug/kg wet	ND					
4-Methyl-2-pentanone			25	1.6	ug/kg wet	ND					
Acetone			25	1.1	ug/kg wet	ND					
Benzene			5.0	0.24	ug/kg wet	ND					
Bromodichloromethane			5.0	0.26	ug/kg wet	ND					
Bromoform			5.0	2.5	ug/kg wet	ND					
Bromomethane			5.0	1.1	ug/kg wet	ND					
Carbon disulfide			5.0	0.43	ug/kg wet	ND					
Carbon Tetrachloride			5.0	0.48	ug/kg wet	ND					
Chlorobenzene			5.0	0.66	ug/kg wet	ND					
Dibromochloromethane			5.0	0.28	ug/kg wet	ND					
Chloroethane			5.0	2.1	ug/kg wet	ND					
Chloroform			5.0	0.31	ug/kg wet	ND					
Chloromethane			5.0	0.30	ug/kg wet	ND					
cis-1,2-Dichloroethene			5.0	0.25	ug/kg wet	ND					
cis-1,3-Dichloropropene			5.0	0.28	ug/kg wet	ND					
Cyclohexane			5.0	0.23	ug/kg wet	ND					
Dichlorodifluoromethane			5.0	0.41	ug/kg wet	ND					

Benchmark Environmental & Engineering Science
2558 Hamburg Turnpike, Suite 300
Lackawanna, NY 14218

SDG Number: RSJ0493

Project: Benchmark - Solsil site
Project Number: TURN-0002

Received: 10/07/09-10/08/09
Reported: 10/28/09 17:00

LABORATORY QC DATA

Analyte	Source Result	Spike Level	RL	MDL	Units	Result	% REC	% REC Limits	% RPD	RPD Limit	Data Qualifiers
Volatile Organic Compounds by EPA 8260B											
Blank Analyzed: 10/08/09 (Lab Number:9J08042-BLK1, Batch: 9J08042)											
Ethylbenzene			5.0	0.34	ug/kg wet	ND					
Isopropylbenzene			5.0	0.75	ug/kg wet	ND					
Methyl Acetate			5.0	0.27	ug/kg wet	ND					
Methyl-t-Butyl Ether (MTBE)			5.0	0.49	ug/kg wet	ND					
Methylcyclohexane			5.0	0.32	ug/kg wet	ND					
Methylene Chloride			5.0	0.99	ug/kg wet	1.2					J
m-Xylene & p-Xylene			10	0.84	ug/kg wet	ND					
n-Butylbenzene			5.0	0.44	ug/kg wet	ND					
n-Propylbenzene			5.0	0.40	ug/kg wet	ND					
o-Xylene			5.0	0.65	ug/kg wet	ND					
sec-Butylbenzene			5.0	0.44	ug/kg wet	ND					
Styrene			5.0	0.25	ug/kg wet	ND					
Tetrachloroethene			5.0	0.67	ug/kg wet	ND					
Toluene			5.0	0.38	ug/kg wet	ND					
trans-1,2-Dichloroethene			5.0	0.52	ug/kg wet	ND					
trans-1,3-Dichloropropene			5.0	0.24	ug/kg wet	ND					
Trichloroethene			5.0	0.34	ug/kg wet	ND					
Trichlorofluoromethane			5.0	0.47	ug/kg wet	ND					
Vinyl chloride			10	0.61	ug/kg wet	ND					
Xylenes, total			10	0.84	ug/kg wet	ND					
Surrogate: 1,2-Dichloroethane-d4					*ug/kg wet*		*101*	*64-126*			
Surrogate: 4-Bromofluorobenzene					*ug/kg wet*		*115*	*72-126*			
Surrogate: Toluene-d8					*ug/kg wet*		*116*	*71-125*			
LCS Analyzed: 10/08/09 (Lab Number:9J08042-BS1, Batch: 9J08042)											
1,1,1,2-Tetrachloroethane			5.0	0.36	ug/kg wet	ND		74-127			
1,1,1-Trichloroethane			5.0	0.36	ug/kg wet	ND		77-121			
1,1,2,2-Tetrachloroethane			5.0	0.81	ug/kg wet	ND		80-120			
1,1,2-Trichloroethane			5.0	0.25	ug/kg wet	ND		78-122			
1,1,2-Trichloro-1,2,2-trifluoroethane			5.0	2.5	ug/kg wet	ND		60-140			
1,1-Dichloroethane			5.0	0.25	ug/kg wet	ND		79-126			
1,1-Dichloroethene		50.0	5.0	0.61	ug/kg wet	66.9	134	65-153			
1,1-Dichloropropene			5.0	0.29	ug/kg wet	ND		72-128			
1,2,3-Trichlorobenzene			5.0	0.53	ug/kg wet	ND		60-120			
1,2,3-Trichloropropane			5.0	0.51	ug/kg wet	ND		73-128			

Benchmark Environmental & Engineering Science
2558 Hamburg Turnpike, Suite 300
Lackawanna, NY 14218

SDG Number: RSJ0493

Project: Benchmark - Solsil site
Project Number: TURN-0002

Received: 10/07/09-10/08/09
Reported: 10/28/09 17:00

LABORATORY QC DATA

Analyte	Source Result	Spike Level	RL	MDL	Units	Result	% REC	% REC Limits	% RPD	RPD Limit	Data Qualifiers
Volatile Organic Compounds by EPA 8260B											
LCS Analyzed: 10/08/09 (Lab Number:9J08042-BS1, Batch: 9J08042)											
1,2,4-Trichlorobenzene			5.0	0.30	ug/kg wet	ND		64-120			
1,2,4-Trimethylbenzene			5.0	0.36	ug/kg wet	ND		74-120			
1,2-Dibromo-3-chloropropane			5.0	2.5	ug/kg wet	ND		63-124			
1,2-Dibromoethane			5.0	0.19	ug/kg wet	ND		78-120			
1,2-Dichlorobenzene			5.0	0.39	ug/kg wet	ND		75-120			
1,2-Dichloroethane			5.0	0.25	ug/kg wet	ND		77-122			
1,2-Dichloroethene, Total			10	2.6	ug/kg wet	ND		82-120			
1,2-Dichloropropane			5.0	2.5	ug/kg wet	ND		75-124			
1,3,5-Trimethylbenzene			5.0	0.32	ug/kg wet	ND		74-120			
1,3-Dichlorobenzene			5.0	0.26	ug/kg wet	ND		74-120			
1,3-Dichloropropane			5.0	0.30	ug/kg wet	ND		72-127			
1,4-Dichlorobenzene			5.0	0.70	ug/kg wet	ND		73-120			
2-Butanone			25	1.8	ug/kg wet	ND		70-134			
2-Hexanone			25	1.7	ug/kg wet	ND		59-130			
p-Cymene			5.0	0.40	ug/kg wet	ND		74-120			
4-Methyl-2-pentanone			25	1.6	ug/kg wet	ND		65-133			
Acetone			25	1.1	ug/kg wet	ND		61-137			
Acrylonitrile			100	2.1	ug/kg wet	ND		65-134			
Benzene		50.0	5.0	0.24	ug/kg wet	48.6	97	79-127			
Bromochloromethane			5.0	0.36	ug/kg wet	ND		75-134			
Bromodichloromethane			5.0	0.26	ug/kg wet	ND		80-122			
Bromoform			5.0	2.5	ug/kg wet	ND		68-126			
Bromomethane			5.0	1.1	ug/kg wet	ND		37-149			
Carbon disulfide			5.0	0.43	ug/kg wet	ND		64-131			
Carbon Tetrachloride			5.0	0.48	ug/kg wet	ND		75-135			
Chlorobenzene		50.0	5.0	0.66	ug/kg wet	50.4	101	76-124			
Dibromochloromethane			5.0	0.28	ug/kg wet	ND		76-125			
Chloroethane			5.0	2.1	ug/kg wet	ND		69-135			
Chloroform			5.0	0.31	ug/kg wet	ND		80-118			
Chloromethane			5.0	0.30	ug/kg wet	ND		63-127			
cis-1,2-Dichloroethene			5.0	0.25	ug/kg wet	ND		81-117			
cis-1,3-Dichloropropene			5.0	0.28	ug/kg wet	ND		82-120			
Cyclohexane			5.0	0.23	ug/kg wet	ND		70-130			
Dibromomethane			5.0	0.52	ug/kg wet	ND		73-130			
Dichlorodifluoromethane			5.0	0.41	ug/kg wet	ND		57-142			
Ethylbenzene			5.0	0.34	ug/kg wet	ND		80-120			
Iodomethane			5.0	0.24	ug/kg wet	ND		59-149			

Benchmark Environmental & Engineering Science
2558 Hamburg Turnpike, Suite 300
Lackawanna, NY 14218

SDG Number: RSJ0493

Project: Benchmark - Solsil site
Project Number: TURN-0002

Received: 10/07/09-10/08/09
Reported: 10/28/09 17:00

LABORATORY QC DATA

Analyte	Source Result	Spike Level	RL	MDL	Units	Result	% REC	% REC Limits	% RPD	RPD Limit	Data Qualifiers
Volatile Organic Compounds by EPA 8260B											
LCS Analyzed: 10/08/09 (Lab Number:9J08042-BS1, Batch: 9J08042)											
Isopropylbenzene			5.0	0.75	ug/kg wet	ND		72-120			
Methyl Acetate			5.0	0.27	ug/kg wet	ND		60-140			
Methyl-t-Butyl Ether (MTBE)			5.0	0.49	ug/kg wet	ND		63-125			
Methylcyclohexane			5.0	0.32	ug/kg wet	ND		60-140			
Methylene Chloride			5.0	0.99	ug/kg wet	6.20		61-127			B
m-Xylene & p-Xylene			10	0.84	ug/kg wet	ND		70-130			
n-Butylbenzene			5.0	0.44	ug/kg wet	ND		70-120			
n-Propylbenzene			5.0	0.40	ug/kg wet	ND		70-130			
o-Xylene			5.0	0.65	ug/kg wet	ND		70-130			
sec-Butylbenzene			5.0	0.44	ug/kg wet	ND		74-120			
Styrene			5.0	0.25	ug/kg wet	ND		80-120			
tert-Butylbenzene			5.0	0.52	ug/kg wet	ND		73-120			
Tetrachloroethene			5.0	0.67	ug/kg wet	ND		74-122			
Toluene		50.0	5.0	0.38	ug/kg wet	51.1	102	74-128			
trans-1,2-Dichloroethene			5.0	0.52	ug/kg wet	ND		78-126			
trans-1,3-Dichloropropene			5.0	0.24	ug/kg wet	ND		73-123			
trans-1,4-Dichloro-2-butene			25	1.4	ug/kg wet	ND		38-155			
Trichloroethene		50.0	5.0	0.34	ug/kg wet	49.9	100	77-129			
Trichlorofluoromethane			5.0	0.47	ug/kg wet	ND		65-146			
Vinyl acetate			25	1.0	ug/kg wet	ND		53-134			
Vinyl chloride			10	0.61	ug/kg wet	ND		61-133			
Xylenes, total			10	0.84	ug/kg wet	ND		80-120			
Surrogate: 1,2-Dichloroethane-d4					*ug/kg wet*		*98*	*64-126*			
Surrogate: 4-Bromofluorobenzene					*ug/kg wet*		*115*	*72-126*			
Surrogate: Toluene-d8					*ug/kg wet*		*120*	*71-125*			

Benchmark Environmental & Engineering Science
2558 Hamburg Turnpike, Suite 300
Lackawanna, NY 14218

SDG Number: RSJ0493

Project: Benchmark - Solsil site
Project Number: TURN-0002

Received: 10/07/09-10/08/09
Reported: 10/28/09 17:00

LABORATORY QC DATA

Analyte	Source Result	Spike Level	RL	MDL	Units	Result	% REC	% REC Limits	% RPD	RPD Limit	Data Qualifiers
Semivolatile Organics by GC/MS											
Blank Analyzed: 10/09/09 (Lab Number:9J07128-BLK1, Batch: 9J07128)											
2,4,5-Trichlorophenol			170	36	ug/kg wet	ND					
2,4,6-Trichlorophenol			170	11	ug/kg wet	ND					
2,4-Dichlorophenol			170	8.7	ug/kg wet	ND					
2,4-Dimethylphenol			170	45	ug/kg wet	ND					
2,4-Dinitrophenol			320	58	ug/kg wet	ND					
2,4-Dinitrotoluene			170	26	ug/kg wet	ND					
2,6-Dinitrotoluene			170	41	ug/kg wet	ND					
2-Chloronaphthalene			170	11	ug/kg wet	ND					
2-Chlorophenol			170	8.5	ug/kg wet	ND					
2-Methylnaphthalene			170	2.0	ug/kg wet	ND					
2-Methylphenol			170	5.1	ug/kg wet	ND					
2-Nitroaniline			320	53	ug/kg wet	ND					L
2-Nitrophenol			170	7.6	ug/kg wet	ND					
3,3'-Dichlorobenzidine			170	150	ug/kg wet	ND					L
3-Nitroaniline			320	38	ug/kg wet	ND					
4,6-Dinitro-2-methylphenol			320	57	ug/kg wet	ND					
4-Bromophenyl phenyl ether			170	53	ug/kg wet	ND					
4-Chloro-3-methylphenol			170	6.8	ug/kg wet	ND					
4-Chloroaniline			170	49	ug/kg wet	ND					
4-Chlorophenyl phenyl ether			170	3.5	ug/kg wet	ND					
4-Methylphenol			170	9.2	ug/kg wet	ND					
4-Nitroaniline			320	19	ug/kg wet	ND					
4-Nitrophenol			320	40	ug/kg wet	ND					
Acenaphthene			170	2.0	ug/kg wet	ND					
Acenaphthylene			170	1.4	ug/kg wet	ND					
Acetophenone			170	8.5	ug/kg wet	ND					
Anthracene			170	4.3	ug/kg wet	8.2					J
Atrazine			170	7.4	ug/kg wet	ND					
Benzaldehyde			170	18	ug/kg wet	ND					
Benzo(a)anthracene			170	2.9	ug/kg wet	14					J
Benzo(a)pyrene			170	4.0	ug/kg wet	10					J
Benzo(b)fluoranthene			170	3.2	ug/kg wet	12					J
Benzo(ghi)perylene			170	2.0	ug/kg wet	ND					
Benzo(k)fluoranthene			170	1.8	ug/kg wet	13					J
Biphenyl			170	10	ug/kg wet	ND					

Benchmark Environmental & Engineering Science
2558 Hamburg Turnpike, Suite 300
Lackawanna, NY 14218

SDG Number: RSJ0493

Project: Benchmark - Solsil site
Project Number: TURN-0002

Received: 10/07/09-10/08/09
Reported: 10/28/09 17:00

LABORATORY QC DATA

Analyte	Source Result	Spike Level	RL	MDL	Units	Result	% REC	% REC Limits	% RPD	RPD Limit	Data Qualifiers
Semivolatile Organics by GC/MS											
Blank Analyzed: 10/09/09 (Lab Number:9J07128-BLK1, Batch: 9J07128)											
Bis(2-chloroethoxy)methane			170	9.0	ug/kg wet	ND					
Bis(2-chloroethyl)ether			170	14	ug/kg wet	ND					
2,2'-Oxybis(1-Chloropropane)			170	17	ug/kg wet	ND					
Bis(2-ethylhexyl) phthalate			170	54	ug/kg wet	ND					
Butyl benzyl phthalate			170	45	ug/kg wet	ND					
Caprolactam			170	72	ug/kg wet	ND					
Carbazole			170	1.9	ug/kg wet	9.5					J
Chrysene			170	1.7	ug/kg wet	14					J
Dibenzo(a,h)anthracene			170	2.0	ug/kg wet	ND					
Dibenzofuran			170	1.7	ug/kg wet	ND					
Diethyl phthalate			170	5.0	ug/kg wet	10					J
Dimethyl phthalate			170	4.3	ug/kg wet	ND					
Di-n-butyl phthalate			170	57	ug/kg wet	ND					
Di-n-octyl phthalate			170	3.9	ug/kg wet	ND					
Fluoranthene			170	2.4	ug/kg wet	12					J
Fluorene			170	3.8	ug/kg wet	ND					
Hexachlorobenzene			170	8.3	ug/kg wet	ND					
Hexachlorobutadiene			170	8.5	ug/kg wet	ND					
Hexachlorocyclopentadiene			170	50	ug/kg wet	ND					
Hexachloroethane			170	13	ug/kg wet	ND					
Indeno(1,2,3-cd)pyrene			170	4.6	ug/kg wet	12					J
Isophorone			170	8.3	ug/kg wet	ND					
Naphthalene			170	2.8	ug/kg wet	ND					
Nitrobenzene			170	7.4	ug/kg wet	ND					
N-Nitrosodi-n-propylamine			170	13	ug/kg wet	ND					
N-Nitrosodiphenylamine			170	9.1	ug/kg wet	ND					L1
Pentachlorophenol			320	57	ug/kg wet	ND					
Phenanthrene			170	3.5	ug/kg wet	12					J
Phenol			170	17	ug/kg wet	ND					
Pyrene			170	1.1	ug/kg wet	12					J
Surrogate: 2,4,6-Tribromophenol					*ug/kg wet*		*112*	*39-146*			
Surrogate: 2-Fluorobiphenyl					*ug/kg wet*		*98*	*37-120*			
Surrogate: 2-Fluorophenol					*ug/kg wet*		*78*	*18-120*			

Benchmark Environmental & Engineering Science
2558 Hamburg Turnpike, Suite 300
Lackawanna, NY 14218

SDG Number: RSJ0493

Project: Benchmark - Solsil site
Project Number: TURN-0002

Received: 10/07/09-10/08/09
Reported: 10/28/09 17:00

LABORATORY QC DATA

Analyte	Source Result	Spike Level	RL	MDL	Units	Result	% REC	% REC Limits	% RPD	RPD Limit	Data Qualifiers
Semivolatile Organics by GC/MS											
Blank Analyzed: 10/09/09 (Lab Number:9J07128-BLK1, Batch: 9J07128)											
Surrogate: Nitrobenzene-d5					*ug/kg wet*		*98*	*34-132*			
Surrogate: Phenol-d5					*ug/kg wet*		*84*	*11-120*			
Surrogate: p-Terphenyl-d14					*ug/kg wet*		*106*	*58-147*			
LCS Analyzed: 10/09/09 (Lab Number:9J07128-BS1, Batch: 9J07128)											
2,4,5-Trichlorophenol		3280	170	36	ug/kg wet	3520	107	59-126			
2,4,6-Trichlorophenol		3280	170	11	ug/kg wet	3510	107	59-123			
2,4-Dichlorophenol		3280	170	8.7	ug/kg wet	3390	103	52-120			
2,4-Dimethylphenol		3280	170	45	ug/kg wet	3430	105	36-120			
2,4-Dinitrophenol		3280	330	58	ug/kg wet	3020	92	35-146			
2,4-Dinitrotoluene		3280	170	26	ug/kg wet	3810	116	55-125			
2,6-Dinitrotoluene		3280	170	41	ug/kg wet	3910	119	66-128			
2-Chloronaphthalene		3280	170	11	ug/kg wet	3370	103	57-120			
2-Chlorophenol		3280	170	8.5	ug/kg wet	2940	89	38-120			
2-Methylnaphthalene		3280	170	2.0	ug/kg wet	3430	104	47-120			
2-Methylphenol		3280	170	5.1	ug/kg wet	3210	98	48-120			
2-Nitroaniline		3280	330	53	ug/kg wet	4320	131	61-130			L1
2-Nitrophenol		3280	170	7.6	ug/kg wet	3250	99	50-120			
3,3'-Dichlorobenzidine		3280	170	150	ug/kg wet	4490	137	48-126			L1
3-Nitroaniline		3280	330	38	ug/kg wet	3630	110	61-127			
4,6-Dinitro-2-methylphenol		3280	330	57	ug/kg wet	4230	129	49-155			
4-Bromophenyl phenyl ether		3280	170	53	ug/kg wet	3600	110	58-131			
4-Chloro-3-methylphenol		3280	170	6.8	ug/kg wet	3620	110	49-125			
4-Chloroaniline		3280	170	49	ug/kg wet	3310	101	49-120			
4-Chlorophenyl phenyl ether		3280	170	3.5	ug/kg wet	3330	101	63-124			
4-Methylphenol		3280	170	9.3	ug/kg wet	3230	98	50-119			
4-Nitroaniline		3280	330	19	ug/kg wet	3570	109	63-128			
4-Nitrophenol		3280	330	40	ug/kg wet	4090	124	43-137			
Acenaphthene		3280	170	2.0	ug/kg wet	3660	111	53-120			
Acenaphthylene		3280	170	1.4	ug/kg wet	3450	105	58-121			
Acetophenone		3280	170	8.5	ug/kg wet	3020	92	66-120			
Anthracene		3280	170	4.3	ug/kg wet	3550	108	62-129			B
Atrazine		3280	170	7.4	ug/kg wet	3510	107	73-133			
Benzaldehyde		3280	170	18	ug/kg wet	3020	92	21-120			
Benzo(a)anthracene		3280	170	2.9	ug/kg wet	3600	109	65-133			B
Benzo(a)pyrene		3280	170	4.0	ug/kg wet	3860	117	64-127			B

Benchmark Environmental & Engineering Science
2558 Hamburg Turnpike, Suite 300
Lackawanna, NY 14218

SDG Number: RSJ0493

Project: Benchmark - Solsil site
Project Number: TURN-0002

Received: 10/07/09-10/08/09
Reported: 10/28/09 17:00

LABORATORY QC DATA

Analyte	Source Result	Spike Level	RL	MDL	Units	Result	% REC	% REC Limits	% RPD	RPD Limit	Data Qualifiers
Semivolatile Organics by GC/MS											
LCS Analyzed: 10/09/09 (Lab Number:9J07128-BS1, Batch: 9J07128)											
Benzo(b)fluoranthene		3280	170	3.2	ug/kg wet	3600	110	64-135			B
Benzo(ghi)perylene		3280	170	2.0	ug/kg wet	3750	114	50-152			
Benzo(k)fluoranthene		3280	170	1.8	ug/kg wet	3850	117	58-138			B
Biphenyl		3280	170	10	ug/kg wet	3200	97	71-120			
Bis(2-chloroethoxy)methane		3280	170	9.0	ug/kg wet	2540	77	61-133			
Bis(2-chloroethyl)ether		3280	170	14	ug/kg wet	2730	83	45-120			
2,2'-Oxybis(1-Chloropropane)		3280	170	17	ug/kg wet	3220	98	44-120			
Bis(2-ethylhexyl) phthalate		3280	170	54	ug/kg wet	3670	112	61-133			
Butyl benzyl phthalate		3280	170	45	ug/kg wet	3890	119	61-129			
Caprolactam		3280	170	72	ug/kg wet	3490	106	54-133			
Carbazole		3280	170	1.9	ug/kg wet	3530	108	59-129			B
Chrysene		3280	170	1.7	ug/kg wet	3680	112	64-131			B
Dibenzo(a,h)anthracene		3280	170	2.0	ug/kg wet	3690	112	54-148			
Dibenzofuran		3280	170	1.7	ug/kg wet	3470	106	56-120			
Diethyl phthalate		3280	170	5.0	ug/kg wet	3820	116	66-126			B
Dimethyl phthalate		3280	170	4.3	ug/kg wet	3660	111	65-124			
Di-n-butyl phthalate		3280	170	57	ug/kg wet	3640	111	58-130			
Di-n-octyl phthalate		3280	170	3.9	ug/kg wet	3600	110	62-133			
Fluoranthene		3280	170	2.4	ug/kg wet	3610	110	62-131			B
Fluorene		3280	170	3.8	ug/kg wet	3700	113	63-126			
Hexachlorobenzene		3280	170	8.3	ug/kg wet	3480	106	60-132			
Hexachlorobutadiene		3280	170	8.5	ug/kg wet	3140	96	45-120			
Hexachlorocyclopentadiene		3280	170	50	ug/kg wet	3000	92	31-120			
Hexachloroethane		3280	170	13	ug/kg wet	2790	85	41-120			
Indeno(1,2,3-cd)pyrene		3280	170	4.6	ug/kg wet	3780	115	56-149			B
Isophorone		3280	170	8.3	ug/kg wet	3210	98	56-120			
Naphthalene		3280	170	2.8	ug/kg wet	3170	97	46-120			
Nitrobenzene		3280	170	7.4	ug/kg wet	3400	103	49-120			
N-Nitrosodi-n-propylamine		3280	170	13	ug/kg wet	3340	102	46-120			
N-Nitrosodiphenylamine		3280	170	9.1	ug/kg wet	4370	133	20-119			L1
Pentachlorophenol		3280	330	57	ug/kg wet	3190	97	33-136			
Phenanthrene		3280	170	3.5	ug/kg wet	3630	110	60-130			B
Phenol		3280	170	18	ug/kg wet	3010	92	36-120			
Pyrene		3280	170	1.1	ug/kg wet	3610	110	51-133			B

Benchmark Environmental & Engineering Science
2558 Hamburg Turnpike, Suite 300
Lackawanna, NY 14218

SDG Number: RSJ0493

Project: Benchmark - Solsil site
Project Number: TURN-0002

Received: 10/07/09-10/08/09
Reported: 10/28/09 17:00

LABORATORY QC DATA

Analyte	Source Result	Spike Level	RL	MDL	Units	Result	% REC	% REC Limits	% RPD	RPD Limit	Data Qualifiers
Semivolatile Organics by GC/MS											
LCS Analyzed: 10/09/09 (Lab Number:9J07128-BS1, Batch: 9J07128)											
Surrogate: 2,4,6-Tribromophenol					*ug/kg wet*		*113*	*39-146*			
Surrogate: 2-Fluorobiphenyl					*ug/kg wet*		*104*	*37-120*			
Surrogate: 2-Fluorophenol					*ug/kg wet*		*83*	*18-120*			
Surrogate: Nitrobenzene-d5					*ug/kg wet*		*107*	*34-132*			
Surrogate: Phenol-d5					*ug/kg wet*		*89*	*11-120*			
Surrogate: p-Terphenyl-d14					*ug/kg wet*		*98*	*58-147*			
Matrix Spike Analyzed: 10/09/09 (Lab Number:9J07128-MS1, Batch: 9J07128)											
QC Source Sample: RSJ0493-05											
2,4,5-Trichlorophenol	ND	4130	2100	460	ug/kg dry	3340	81	59-126			D10
2,4,6-Trichlorophenol	ND	4130	2100	140	ug/kg dry	3210	78	59-123			D10
2,4-Dichlorophenol	ND	4130	2100	110	ug/kg dry	3220	78	52-120			D10
2,4-Dimethylphenol	ND	4130	2100	560	ug/kg dry	2670	65	36-120			D10
2,4-Dinitrophenol	ND	4130	4100	730	ug/kg dry	2820	68	35-146			D10,J
2,4-Dinitrotoluene	ND	4130	2100	320	ug/kg dry	3560	86	55-125			D10
2,6-Dinitrotoluene	ND	4130	2100	510	ug/kg dry	3610	87	66-128			D10
2-Chloronaphthalene	ND	4130	2100	140	ug/kg dry	3770	91	57-120			D10
2-Chlorophenol	ND	4130	2100	110	ug/kg dry	2770	67	38-120			D10
2-Methylnaphthalene	86.2	4130	2100	25	ug/kg dry	3710	88	47-120			D10
2-Methylphenol	ND	4130	2100	64	ug/kg dry	3100	75	48-120			D10
2-Nitroaniline	ND	4130	4100	670	ug/kg dry	3990	97	61-130			D10,J
2-Nitrophenol	ND	4130	2100	96	ug/kg dry	2890	70	50-120			D10
3,3'-Dichlorobenzidine	ND	4130	2100	1800	ug/kg dry	3820	92	48-126			D10
3-Nitroaniline	ND	4130	4100	480	ug/kg dry	3320	80	61-127			D10,J
4,6-Dinitro-2-methylphenol	ND	4130	4100	720	ug/kg dry	2990	72	49-155			D10,J
4-Bromophenyl phenyl ether	ND	4130	2100	670	ug/kg dry	3810	92	58-131			D10
4-Chloro-3-methylphenol	ND	4130	2100	86	ug/kg dry	3450	84	49-125			D10
4-Chloroaniline	ND	4130	2100	610	ug/kg dry	3020	73	49-120			D10
4-Chlorophenyl phenyl ether	ND	4130	2100	45	ug/kg dry	3720	90	63-124			D10
4-Methylphenol	ND	4130	2100	120	ug/kg dry	3140	76	50-119			D10
4-Nitroaniline	ND	4130	4100	230	ug/kg dry	3210	78	63-128			D10,J
4-Nitrophenol	ND	4130	4100	510	ug/kg dry	3040	74	43-137			D10,J
Acenaphthene	ND	4130	2100	25	ug/kg dry	4140	100	53-120			D10
Acenaphthylene	174	4130	2100	17	ug/kg dry	4030	93	58-121			D10

Benchmark Environmental & Engineering Science
2558 Hamburg Turnpike, Suite 300
Lackawanna, NY 14218

SDG Number: RSJ0493

Project: Benchmark - Solsil site
Project Number: TURN-0002

Received: 10/07/09-10/08/09
Reported: 10/28/09 17:00

LABORATORY QC DATA

Analyte	Source Result	Spike Level	RL	MDL	Units	Result	% REC	% REC Limits	% RPD	RPD Limit	Data Qualifiers
Semivolatile Organics by GC/MS											
Matrix Spike Analyzed: 10/09/09 (Lab Number:9J07128-MS1, Batch: 9J07128)											
QC Source Sample: RSJ0493-05											
Acetophenone	ND	4130	2100	110	ug/kg dry	3040	74	66-120			D10
Anthracene	117	4130	2100	54	ug/kg dry	3880	91	62-129			D10,B
Atrazine	ND	4130	2100	93	ug/kg dry	3610	87	73-133			D10
Benzaldehyde	ND	4130	2100	230	ug/kg dry	3010	73	21-120			D10
Benzo(a)anthracene	474	4130	2100	36	ug/kg dry	4450	96	65-133			D10,B
Benzo(a)pyrene	527	4130	2100	50	ug/kg dry	4740	102	64-127			D10,B
Benzo(b)fluoranthene	696	4130	2100	41	ug/kg dry	4840	100	64-135			D10,B
Benzo(ghi)perylene	556	4130	2100	25	ug/kg dry	4740	101	50-152			D10
Benzo(k)fluoranthene	382	4130	2100	23	ug/kg dry	4220	93	58-138			D10,B
Biphenyl	ND	4130	2100	130	ug/kg dry	3580	87	71-120			D10
Bis(2-chloroethoxy)methane	ND	4130	2100	110	ug/kg dry	2540	62	61-133			D10
Bis(2-chloroethyl)ether	ND	4130	2100	180	ug/kg dry	2960	72	45-120			D10
2,2'-Oxybis(1-Chloropropane)	ND	4130	2100	220	ug/kg dry	3660	89	44-120			D10
Bis(2-ethylhexyl) phthalate	ND	4130	2100	670	ug/kg dry	4060	98	61-133			D10
Butyl benzyl phthalate	ND	4130	2100	560	ug/kg dry	4090	99	61-129			D10
Caprolactam	ND	4130	2100	900	ug/kg dry	2940	71	54-133			D10
Carbazole	ND	4130	2100	24	ug/kg dry	3770	91	59-129			D10,B
Chrysene	507	4130	2100	21	ug/kg dry	4650	100	64-131			D10,B
Dibenzo(a,h)anthracene	168	4130	2100	25	ug/kg dry	4070	95	54-148			D10
Dibenzofuran	43.1	4130	2100	22	ug/kg dry	3990	96	56-120			D10
Diethyl phthalate	ND	4130	2100	63	ug/kg dry	3930	95	66-126			D10,B
Dimethyl phthalate	ND	4130	2100	55	ug/kg dry	3990	97	65-124			D10
Di-n-butyl phthalate	ND	4130	2100	720	ug/kg dry	3800	92	58-130			D10
Di-n-octyl phthalate	ND	4130	2100	49	ug/kg dry	3650	88	62-133			D10
Fluoranthene	671	4130	2100	30	ug/kg dry	4610	95	62-131			D10,B
Fluorene	ND	4130	2100	48	ug/kg dry	3970	96	63-126			D10
Hexachlorobenzene	ND	4130	2100	100	ug/kg dry	3790	92	60-132			D10
Hexachlorobutadiene	ND	4130	2100	110	ug/kg dry	3130	76	45-120			D10
Hexachlorocyclopentadiene	ND	4130	2100	630	ug/kg dry	2560	62	31-120			D10
Hexachloroethane	ND	4130	2100	160	ug/kg dry	2790	68	41-120			D10
Indeno(1,2,3-cd)pyrene	462	4130	2100	58	ug/kg dry	4560	99	56-149			D10,B
Isophorone	ND	4130	2100	100	ug/kg dry	3110	75	56-120			D10
Naphthalene	ND	4130	2100	35	ug/kg dry	3480	84	46-120			D10
Nitrobenzene	ND	4130	2100	93	ug/kg dry	3340	81	49-120			D10

Benchmark Environmental & Engineering Science
2558 Hamburg Turnpike, Suite 300
Lackawanna, NY 14218

SDG Number: RSJ0493

Project: Benchmark - Solsil site
Project Number: TURN-0002

Received: 10/07/09-10/08/09
Reported: 10/28/09 17:00

LABORATORY QC DATA

Analyte	Source Result	Spike Level	RL	MDL	Units	Result	% REC	% REC Limits	% RPD	RPD Limit	Data Qualifiers
Semivolatile Organics by GC/MS											
Matrix Spike Analyzed: 10/09/09 (Lab Number:9J07128-MS1, Batch: 9J07128)											
QC Source Sample: RSJ0493-05											
N-Nitrosodi-n-propylamine	ND	4130	2100	170	ug/kg dry	3420	83	46-120			D10
N-Nitrosodiphenylamine	ND	4130	2100	110	ug/kg dry	4460	108	20-119			D10
Pentachlorophenol	ND	4130	4100	720	ug/kg dry	2070	50	33-136			D10,J
Phenanthrene	328	4130	2100	44	ug/kg dry	4420	99	60-130			D10,B
Phenol	ND	4130	2100	220	ug/kg dry	3200	78	36-120			D10
Pyrene	610	4130	2100	14	ug/kg dry	4860	103	51-133			D10,B
Surrogate: 2,4,6-Tribromophenol					*ug/kg dry*		*83*	*39-146*			*D10*
Surrogate: 2-Fluorobiphenyl					*ug/kg dry*		*90*	*37-120*			*D10*
Surrogate: 2-Fluorophenol					*ug/kg dry*		*66*	*18-120*			*D10*
Surrogate: Nitrobenzene-d5					*ug/kg dry*		*84*	*34-132*			*D10*
Surrogate: Phenol-d5					*ug/kg dry*		*76*	*11-120*			*D10*
Surrogate: p-Terphenyl-d14					*ug/kg dry*		*88*	*58-147*			*D10*
Matrix Spike Dup Analyzed: 10/09/09 (Lab Number:9J07128-MSD1, Batch: 9J07128)											
QC Source Sample: RSJ0493-05											
2,4,5-Trichlorophenol	ND	4140	2100	460	ug/kg dry	3700	89	59-126	10	18	D10
2,4,6-Trichlorophenol	ND	4140	2100	140	ug/kg dry	3470	84	59-123	8	19	D10
2,4-Dichlorophenol	ND	4140	2100	110	ug/kg dry	3720	90	52-120	14	19	D10
2,4-Dimethylphenol	ND	4140	2100	570	ug/kg dry	3130	76	36-120	16	42	D10
2,4-Dinitrophenol	ND	4140	4100	730	ug/kg dry	2790	67	35-146	0.9	22	D10,J
2,4-Dinitrotoluene	ND	4140	2100	320	ug/kg dry	3910	94	55-125	9	20	D10
2,6-Dinitrotoluene	ND	4140	2100	510	ug/kg dry	4400	106	66-128	20	15	D10,R2
2-Chloronaphthalene	ND	4140	2100	140	ug/kg dry	4080	98	57-120	8	21	D10
2-Chlorophenol	ND	4140	2100	110	ug/kg dry	3310	80	38-120	18	25	D10
2-Methylnaphthalene	86.2	4140	2100	25	ug/kg dry	4320	102	47-120	15	21	D10
2-Methylphenol	ND	4140	2100	64	ug/kg dry	3490	84	48-120	12	27	D10
2-Nitroaniline	ND	4140	4100	670	ug/kg dry	4250	103	61-130	6	15	D10
2-Nitrophenol	ND	4140	2100	96	ug/kg dry	3390	82	50-120	16	18	D10
3,3'-Dichlorobenzidine	ND	4140	2100	1800	ug/kg dry	4360	105	48-126	13	25	D10
3-Nitroaniline	ND	4140	4100	480	ug/kg dry	3720	90	61-127	11	19	D10,J
4,6-Dinitro-2-methylphenol	ND	4140	4100	720	ug/kg dry	3280	79	49-155	10	15	D10,J
4-Bromophenyl phenyl ether	ND	4140	2100	670	ug/kg dry	4200	102	58-131	10	15	D10
4-Chloro-3-methylphenol	ND	4140	2100	86	ug/kg dry	3990	96	49-125	15	27	D10

Benchmark Environmental & Engineering Science
2558 Hamburg Turnpike, Suite 300
Lackawanna, NY 14218

SDG Number: RSJ0493

Project: Benchmark - Solsil site
Project Number: TURN-0002

Received: 10/07/09-10/08/09
Reported: 10/28/09 17:00

LABORATORY QC DATA

Analyte	Source Result	Spike Level	RL	MDL	Units	Result	% REC	% REC Limits	% RPD	RPD Limit	Data Qualifiers
Semivolatile Organics by GC/MS											
Matrix Spike Dup Analyzed: 10/09/09 (Lab Number:9J07128-MSD1, Batch: 9J07128)											
QC Source Sample: RSJ0493-05											
4-Chloroaniline	ND	4140	2100	620	ug/kg dry	3520	85	49-120	15	22	D10
4-Chlorophenyl phenyl ether	ND	4140	2100	45	ug/kg dry	4200	101	63-124	12	16	D10
4-Methylphenol	ND	4140	2100	120	ug/kg dry	3430	83	50-119	9	24	D10
4-Nitroaniline	ND	4140	4100	230	ug/kg dry	3390	82	63-128	5	24	D10,J
4-Nitrophenol	ND	4140	4100	510	ug/kg dry	3370	81	43-137	10	25	D10,J
Acenaphthene	ND	4140	2100	25	ug/kg dry	4470	108	53-120	8	35	D10
Acenaphthylene	174	4140	2100	17	ug/kg dry	4460	103	58-121	10	18	D10
Acetophenone	ND	4140	2100	110	ug/kg dry	3550	86	66-120	15	20	D10
Anthracene	117	4140	2100	54	ug/kg dry	4520	106	62-129	15	15	D10,B,R2
Atrazine	ND	4140	2100	93	ug/kg dry	4120	99	73-133	13	20	D10
Benzaldehyde	ND	4140	2100	230	ug/kg dry	3590	87	21-120	18	20	D10
Benzo(a)anthracene	474	4140	2100	36	ug/kg dry	4850	106	65-133	9	15	D10,B
Benzo(a)pyrene	527	4140	2100	51	ug/kg dry	5000	108	64-127	5	15	D10,B
Benzo(b)fluoranthene	696	4140	2100	41	ug/kg dry	5380	113	64-135	11	15	D10,B
Benzo(ghi)perylene	556	4140	2100	25	ug/kg dry	5030	108	50-152	6	15	D10
Benzo(k)fluoranthene	382	4140	2100	23	ug/kg dry	4580	101	58-138	8	22	D10,B
Biphenyl	ND	4140	2100	130	ug/kg dry	3940	95	71-120	10	20	D10
Bis(2-chloroethoxy)methane	ND	4140	2100	110	ug/kg dry	2960	72	61-133	15	17	D10
Bis(2-chloroethyl)ether	ND	4140	2100	180	ug/kg dry	3330	80	45-120	12	21	D10
2,2'-Oxybis(1-Chloropropane)	ND	4140	2100	220	ug/kg dry	3960	96	44-120	8	24	D10
Bis(2-ethylhexyl) phthalate	ND	4140	2100	680	ug/kg dry	4410	107	61-133	8	15	D10
Butyl benzyl phthalate	ND	4140	2100	560	ug/kg dry	4390	106	61-129	7	16	D10
Caprolactam	ND	4140	2100	910	ug/kg dry	3250	78	54-133	10	20	D10
Carbazole	ND	4140	2100	24	ug/kg dry	4540	110	59-129	19	20	D10,B
Chrysene	507	4140	2100	21	ug/kg dry	5140	112	64-131	10	15	D10,B
Dibenzo(a,h)anthracene	168	4140	2100	25	ug/kg dry	4470	104	54-148	9	15	D10
Dibenzofuran	43.1	4140	2100	22	ug/kg dry	4430	106	56-120	10	15	D10
Diethyl phthalate	ND	4140	2100	63	ug/kg dry	4400	106	66-126	11	15	D10,B
Dimethyl phthalate	ND	4140	2100	55	ug/kg dry	4380	106	65-124	9	15	D10
Di-n-butyl phthalate	ND	4140	2100	720	ug/kg dry	4250	103	58-130	11	15	D10
Di-n-octyl phthalate	ND	4140	2100	49	ug/kg dry	4160	100	62-133	13	16	D10
Fluoranthene	671	4140	2100	30	ug/kg dry	5070	106	62-131	9	15	D10,B
Fluorene	ND	4140	2100	48	ug/kg dry	4470	108	63-126	12	15	D10
Hexachlorobenzene	ND	4140	2100	100	ug/kg dry	4430	107	60-132	15	15	D10,R2
Hexachlorobutadiene	ND	4140	2100	110	ug/kg dry	3640	88	45-120	15	44	D10

Benchmark Environmental & Engineering Science
2558 Hamburg Turnpike, Suite 300
Lackawanna, NY 14218

SDG Number: RSJ0493

Project: Benchmark - Solsil site
Project Number: TURN-0002

Received: 10/07/09-10/08/09
Reported: 10/28/09 17:00

LABORATORY QC DATA

Analyte	Source Result	Spike Level	RL	MDL	Units	Result	% REC	% REC Limits	% RPD	RPD Limit	Data Qualifiers
Semivolatile Organics by GC/MS											
Matrix Spike Dup Analyzed: 10/09/09 (Lab Number:9J07128-MSD1, Batch: 9J07128)											
QC Source Sample: RSJ0493-05											
Hexachlorocyclopentadiene	ND	4140	2100	630	ug/kg dry	2930	71	31-120	14	49	D10
Hexachloroethane	ND	4140	2100	160	ug/kg dry	3150	76	41-120	12	46	D10
Indeno(1,2,3-cd)pyrene	462	4140	2100	58	ug/kg dry	4890	107	56-149	7	15	D10,B
Isophorone	ND	4140	2100	100	ug/kg dry	3560	86	56-120	13	17	D10
Naphthalene	ND	4140	2100	35	ug/kg dry	4130	100	46-120	17	29	D10
Nitrobenzene	ND	4140	2100	93	ug/kg dry	3960	96	49-120	17	24	D10
N-Nitrosodi-n-propylamine	ND	4140	2100	170	ug/kg dry	3830	93	46-120	11	31	D10
N-Nitrosodiphenylamine	ND	4140	2100	110	ug/kg dry	4930	119	20-119	10	15	D10
Pentachlorophenol	ND	4140	4100	720	ug/kg dry	2360	57	33-136	13	35	D10,J
Phenanthrene	328	4140	2100	44	ug/kg dry	4840	109	60-130	9	15	D10,B
Phenol	ND	4140	2100	220	ug/kg dry	3500	85	36-120	9	35	D10
Pyrene	610	4140	2100	14	ug/kg dry	5080	108	51-133	5	35	D10,B
Surrogate: 2,4,6-Tribromophenol					*ug/kg dry*		*94*	*39-146*			*D10*
Surrogate: 2-Fluorobiphenyl					*ug/kg dry*		*102*	*37-120*			*D10*
Surrogate: 2-Fluorophenol					*ug/kg dry*		*74*	*18-120*			*D10*
Surrogate: Nitrobenzene-d5					*ug/kg dry*		*100*	*34-132*			*D10*
Surrogate: Phenol-d5					*ug/kg dry*		*81*	*11-120*			*D10*
Surrogate: p-Terphenyl-d14					*ug/kg dry*		*94*	*58-147*			*D10*

Analyte	RL	MDL	Units	Result
Semivolatile Organics by GC/MS				
Blank Analyzed: 10/22/09 (Lab Number:9J21042-BLK1, Batch: 9J21042)				
2,4,5-Trichlorophenol	170	36	ug/kg wet	ND
2,4,6-Trichlorophenol	170	11	ug/kg wet	ND
2,4-Dichlorophenol	170	8.6	ug/kg wet	ND
2,4-Dimethylphenol	170	44	ug/kg wet	ND
2,4-Dinitrophenol	320	58	ug/kg wet	ND
2,4-Dinitrotoluene	170	25	ug/kg wet	ND
2,6-Dinitrotoluene	170	40	ug/kg wet	ND
2-Chloronaphthalene	170	11	ug/kg wet	ND
2-Chlorophenol	170	8.4	ug/kg wet	ND
2-Methylnaphthalene	170	2.0	ug/kg wet	ND
2-Methylphenol	170	5.1	ug/kg wet	ND
2-Nitroaniline	320	53	ug/kg wet	ND

Benchmark Environmental & Engineering Science
2558 Hamburg Turnpike, Suite 300
Lackawanna, NY 14218

SDG Number: RSJ0493

Project: Benchmark - Solsil site
Project Number: TURN-0002

Received: 10/07/09-10/08/09
Reported: 10/28/09 17:00

LABORATORY QC DATA

Analyte	Source Result	Spike Level	RL	MDL	Units	Result	% REC	% REC Limits	% RPD	RPD Limit	Data Qualifiers
Semivolatile Organics by GC/MS											
Blank Analyzed: 10/22/09 (Lab Number:9J21042-BLK1, Batch: 9J21042)											
2-Nitrophenol			170	7.5	ug/kg wet	ND					
3,3'-Dichlorobenzidine			170	140	ug/kg wet	ND					
3-Nitroaniline			320	38	ug/kg wet	ND					
4,6-Dinitro-2-methylphenol			320	57	ug/kg wet	ND					
4-Bromophenyl phenyl ether			170	52	ug/kg wet	ND					
4-Chloro-3-methylphenol			170	6.8	ug/kg wet	ND					
4-Chloroaniline			170	48	ug/kg wet	ND					
4-Chlorophenyl phenyl ether			170	3.5	ug/kg wet	ND					
4-Methylphenol			170	9.2	ug/kg wet	ND					
4-Nitroaniline			320	18	ug/kg wet	ND					
4-Nitrophenol			320	40	ug/kg wet	ND					
Acenaphthene			170	1.9	ug/kg wet	ND					
Acenaphthylene			170	1.3	ug/kg wet	ND					
Acetophenone			170	8.4	ug/kg wet	ND					
Anthracene			170	4.2	ug/kg wet	ND					
Atrazine			170	7.3	ug/kg wet	ND					
Benzaldehyde			170	18	ug/kg wet	ND					
Benzo(a)anthracene			170	2.8	ug/kg wet	ND					
Benzo(a)pyrene			170	4.0	ug/kg wet	ND					
Benzo(b)fluoranthene			170	3.2	ug/kg wet	ND					
Benzo(ghi)perylene			170	2.0	ug/kg wet	ND					
Benzo(k)fluoranthene			170	1.8	ug/kg wet	ND					
Biphenyl			170	10	ug/kg wet	ND					
Bis(2-chloroethoxy)methane			170	9.0	ug/kg wet	ND					
Bis(2-chloroethyl)ether			170	14	ug/kg wet	ND					
2,2'-Oxybis(1-Chloropropane)			170	17	ug/kg wet	ND					
Bis(2-ethylhexyl) phthalate			170	53	ug/kg wet	ND					
Butyl benzyl phthalate			170	44	ug/kg wet	ND					
Caprolactam			170	71	ug/kg wet	ND					
Carbazole			170	1.9	ug/kg wet	ND					
Chrysene			170	1.6	ug/kg wet	ND					
Dibenzo(a,h)anthracene			170	1.9	ug/kg wet	ND					
Dibenzofuran			170	1.7	ug/kg wet	ND					
Diethyl phthalate			170	5.0	ug/kg wet	ND					

Benchmark Environmental & Engineering Science
2558 Hamburg Turnpike, Suite 300
Lackawanna, NY 14218

SDG Number: RSJ0493

Project: Benchmark - Solsil site
Project Number: TURN-0002

Received: 10/07/09-10/08/09
Reported: 10/28/09 17:00

LABORATORY QC DATA

Analyte	Source Result	Spike Level	RL	MDL	Units	Result	% REC	% REC Limits	% RPD	RPD Limit	Data Qualifiers
Semivolatile Organics by GC/MS											
Blank Analyzed: 10/22/09 (Lab Number:9J21042-BLK1, Batch: 9J21042)											
Dimethyl phthalate			170	4.3	ug/kg wet	ND					
Di-n-butyl phthalate			170	57	ug/kg wet	ND					
Di-n-octyl phthalate			170	3.9	ug/kg wet	ND					
Fluoranthene			170	2.4	ug/kg wet	ND					
Fluorene			170	3.8	ug/kg wet	ND					
Hexachlorobenzene			170	8.2	ug/kg wet	ND					
Hexachlorobutadiene			170	8.4	ug/kg wet	ND					
Hexachlorocyclopentadiene			170	50	ug/kg wet	ND					
Hexachloroethane			170	13	ug/kg wet	ND					
Indeno(1,2,3-cd)pyrene			170	4.6	ug/kg wet	ND					
Isophorone			170	8.2	ug/kg wet	ND					
Naphthalene			170	2.7	ug/kg wet	ND					
Nitrobenzene			170	7.3	ug/kg wet	ND					
N-Nitrosodi-n-propylamine			170	13	ug/kg wet	ND					
N-Nitrosodiphenylamine			170	9.0	ug/kg wet	ND					
Pentachlorophenol			320	56	ug/kg wet	ND					
Phenanthrene			170	3.5	ug/kg wet	ND					
Phenol			170	17	ug/kg wet	ND					
Pyrene			170	1.1	ug/kg wet	ND					
Surrogate: 2,4,6-Tribromophenol					*ug/kg wet*		*88*	*39-146*			
Surrogate: 2-Fluorobiphenyl					*ug/kg wet*		*93*	*37-120*			
Surrogate: 2-Fluorophenol					*ug/kg wet*		*81*	*18-120*			
Surrogate: Nitrobenzene-d5					*ug/kg wet*		*97*	*34-132*			
Surrogate: Phenol-d5					*ug/kg wet*		*87*	*11-120*			
Surrogate: p-Terphenyl-d14					*ug/kg wet*		*90*	*58-147*			
LCS Analyzed: 10/22/09 (Lab Number:9J21042-BS1, Batch: 9J21042)											
2,4,5-Trichlorophenol		3310	170	37	ug/kg wet	3470	105	59-126			
2,4,6-Trichlorophenol		3310	170	11	ug/kg wet	3420	103	59-123			
2,4-Dichlorophenol		3310	170	8.8	ug/kg wet	3330	100	52-120			
2,4-Dimethylphenol		3310	170	45	ug/kg wet	3280	99	36-120			
2,4-Dinitrophenol		3310	330	59	ug/kg wet	3010	91	35-146			
2,4-Dinitrotoluene		3310	170	26	ug/kg wet	3730	113	55-125			
2,6-Dinitrotoluene		3310	170	41	ug/kg wet	3750	113	66-128			
2-Chloronaphthalene		3310	170	11	ug/kg wet	3260	98	57-120			

Benchmark Environmental & Engineering Science
2558 Hamburg Turnpike, Suite 300
Lackawanna, NY 14218

SDG Number: RSJ0493

Project: Benchmark - Solsil site
Project Number: TURN-0002

Received: 10/07/09-10/08/09
Reported: 10/28/09 17:00

LABORATORY QC DATA

Analyte	Source Result	Spike Level	RL	MDL	Units	Result	% REC	% REC Limits	% RPD	RPD Limit	Data Qualifiers
Semivolatile Organics by GC/MS											
LCS Analyzed: 10/22/09 (Lab Number:9J21042-BS1, Batch: 9J21042)											
2-Chlorophenol		3310	170	8.5	ug/kg wet	2770	84	38-120			
2-Methylnaphthalene		3310	170	2.0	ug/kg wet	3380	102	47-120			
2-Methylphenol		3310	170	5.2	ug/kg wet	3050	92	48-120			
2-Nitroaniline		3310	330	54	ug/kg wet	4240	128	61-130			
2-Nitrophenol		3310	170	7.7	ug/kg wet	3130	94	50-120			
3,3'-Dichlorobenzidine		3310	170	150	ug/kg wet	4170	126	48-126			
3-Nitroaniline		3310	330	39	ug/kg wet	3530	107	61-127			
4,6-Dinitro-2-methylphenol		3310	330	58	ug/kg wet	4190	126	49-155			
4-Bromophenyl phenyl ether		3310	170	53	ug/kg wet	3610	109	58-131			
4-Chloro-3-methylphenol		3310	170	6.9	ug/kg wet	3620	109	49-125			
4-Chloroaniline		3310	170	49	ug/kg wet	3210	97	49-120			
4-Chlorophenyl phenyl ether		3310	170	3.6	ug/kg wet	3320	100	63-124			
4-Methylphenol		3310	170	9.3	ug/kg wet	3140	95	50-119			
4-Nitroaniline		3310	330	19	ug/kg wet	3450	104	63-128			
4-Nitrophenol		3310	330	41	ug/kg wet	4380	132	43-137			
Acenaphthene		3310	170	2.0	ug/kg wet	3570	108	53-120			
Acenaphthylene		3310	170	1.4	ug/kg wet	3490	105	58-121			
Acetophenone		3310	170	8.6	ug/kg wet	2810	85	66-120			
Anthracene		3310	170	4.3	ug/kg wet	3700	112	62-129			
Atrazine		3310	170	7.5	ug/kg wet	3560	108	73-133			
Benzaldehyde		3310	170	18	ug/kg wet	2990	90	21-120			
Benzo(a)anthracene		3310	170	2.9	ug/kg wet	3610	109	65-133			
Benzo(a)pyrene		3310	170	4.0	ug/kg wet	3960	120	64-127			
Benzo(b)fluoranthene		3310	170	3.3	ug/kg wet	3930	119	64-135			
Benzo(ghi)perylene		3310	170	2.0	ug/kg wet	3450	104	50-152			
Benzo(k)fluoranthene		3310	170	1.8	ug/kg wet	3680	111	58-138			
Biphenyl		3310	170	10	ug/kg wet	3110	94	71-120			
Bis(2-chloroethoxy)methane		3310	170	9.1	ug/kg wet	2410	73	61-133			
Bis(2-chloroethyl)ether		3310	170	14	ug/kg wet	2480	75	45-120			
2,2'-Oxybis(1-Chloropropane)		3310	170	18	ug/kg wet	3210	97	44-120			
Bis(2-ethylhexyl) phthalate		3310	170	54	ug/kg wet	3500	106	61-133			
Butyl benzyl phthalate		3310	170	45	ug/kg wet	3800	115	61-129			
Caprolactam		3310	170	73	ug/kg wet	3450	104	54-133			
Carbazole		3310	170	1.9	ug/kg wet	3690	111	59-129			

Benchmark Environmental & Engineering Science
2558 Hamburg Turnpike, Suite 300
Lackawanna, NY 14218

SDG Number: RSJ0493

Project: Benchmark - Solsil site
Project Number: TURN-0002

Received: 10/07/09-10/08/09
Reported: 10/28/09 17:00

LABORATORY QC DATA

Analyte	Source Result	Spike Level	RL	MDL	Units	Result	% REC	% REC Limits	% RPD	RPD Limit	Data Qualifiers
Semivolatile Organics by GC/MS											
LCS Analyzed: 10/22/09 (Lab Number:9J21042-BS1, Batch: 9J21042)											
Chrysene		3310	170	1.7	ug/kg wet	3690	111	64-131			
Dibenzo(a,h)anthracene		3310	170	2.0	ug/kg wet	3510	106	54-148			
Dibenzofuran		3310	170	1.7	ug/kg wet	3490	105	56-120			
Diethyl phthalate		3310	170	5.1	ug/kg wet	3800	115	66-126			
Dimethyl phthalate		3310	170	4.4	ug/kg wet	3630	109	65-124			
Di-n-butyl phthalate		3310	170	58	ug/kg wet	3670	111	58-130			
Di-n-octyl phthalate		3310	170	3.9	ug/kg wet	3540	107	62-133			
Fluoranthene		3310	170	2.4	ug/kg wet	3810	115	62-131			
Fluorene		3310	170	3.9	ug/kg wet	3750	113	63-126			
Hexachlorobenzene		3310	170	8.3	ug/kg wet	3340	101	60-132			
Hexachlorobutadiene		3310	170	8.6	ug/kg wet	2930	88	45-120			
Hexachlorocyclopentadiene		3310	170	51	ug/kg wet	2800	84	31-120			
Hexachloroethane		3310	170	13	ug/kg wet	2640	80	41-120			
Indeno(1,2,3-cd)pyrene		3310	170	4.6	ug/kg wet	3620	109	56-149			
Isophorone		3310	170	8.4	ug/kg wet	3090	93	56-120			
Naphthalene		3310	170	2.8	ug/kg wet	3090	93	46-120			
Nitrobenzene		3310	170	7.4	ug/kg wet	3230	97	49-120			
N-Nitrosodi-n-propylamine		3310	170	13	ug/kg wet	3120	94	46-120			
N-Nitrosodiphenylamine		3310	170	9.2	ug/kg wet	4450	134	20-119			L1
Pentachlorophenol		3310	330	58	ug/kg wet	3170	96	33-136			
Phenanthrene		3310	170	3.5	ug/kg wet	3750	113	60-130			
Phenol		3310	170	18	ug/kg wet	2920	88	36-120			
Pyrene		3310	170	1.1	ug/kg wet	3720	112	51-133			
Surrogate: 2,4,6-Tribromophenol					*ug/kg wet*		*105*	*39-146*			
Surrogate: 2-Fluorobiphenyl					*ug/kg wet*		*102*	*37-120*			
Surrogate: 2-Fluorophenol					*ug/kg wet*		*80*	*18-120*			
Surrogate: Nitrobenzene-d5					*ug/kg wet*		*106*	*34-132*			
Surrogate: Phenol-d5					*ug/kg wet*		*87*	*11-120*			
Surrogate: p-Terphenyl-d14					*ug/kg wet*		*98*	*58-147*			
Matrix Spike Analyzed: 10/22/09 (Lab Number:9J21042-MS1, Batch: 9J21042)											
QC Source Sample: RSJ0645-01RE1											
2,4,5-Trichlorophenol	ND	4000	4100	880	ug/kg dry	3120	78	59-126			D10,J
2,4,6-Trichlorophenol	ND	4000	4100	270	ug/kg dry	2660	66	59-123			D10,J
2,4-Dichlorophenol	ND	4000	4100	210	ug/kg dry	3180	79	52-120			D10,J

Benchmark Environmental & Engineering Science
2558 Hamburg Turnpike, Suite 300
Lackawanna, NY 14218

SDG Number: RSJ0493

Project: Benchmark - Solsil site
Project Number: TURN-0002

Received: 10/07/09-10/08/09
Reported: 10/28/09 17:00

LABORATORY QC DATA

Analyte	Source Result	Spike Level	RL	MDL	Units	Result	% REC	% REC Limits	% RPD	RPD Limit	Data Qualifiers
Semivolatile Organics by GC/MS											
Matrix Spike Analyzed: 10/22/09 (Lab Number:9J21042-MS1, Batch: 9J21042)											
QC Source Sample: RSJ0645-01RE1											
2,4-Dimethylphenol	ND	4000	4100	1100	ug/kg dry	2790	70	36-120			D10,J
2,4-Dinitrophenol	ND	4000	7900	1400	ug/kg dry	ND		35-146			D10,M8
2,4-Dinitrotoluene	ND	4000	4100	630	ug/kg dry	3410	85	55-125			D10,J
2,6-Dinitrotoluene	ND	4000	4100	990	ug/kg dry	3540	88	66-128			D10,J
2-Chloronaphthalene	ND	4000	4100	270	ug/kg dry	3690	92	57-120			D10,J
2-Chlorophenol	ND	4000	4100	210	ug/kg dry	2940	73	38-120			D10,J
2-Methylnaphthalene	224	4000	4100	49	ug/kg dry	4390	104	47-120			D10
2-Methylphenol	ND	4000	4100	120	ug/kg dry	3090	77	48-120			D10,J
2-Nitroaniline	ND	4000	7900	1300	ug/kg dry	3430	86	61-130			D10,J
2-Nitrophenol	ND	4000	4100	190	ug/kg dry	2260	56	50-120			D10,J
3,3'-Dichlorobenzidine	ND	4000	4100	3600	ug/kg dry	ND		48-126			D10,M8
3-Nitroaniline	ND	4000	7900	930	ug/kg dry	2910	73	61-127			D10,J
4,6-Dinitro-2-methylphenol	ND	4000	7900	1400	ug/kg dry	2000	50	49-155			D10,J
4-Bromophenyl phenyl ether	ND	4000	4100	1300	ug/kg dry	3520	88	58-131			D10,J
4-Chloro-3-methylphenol	ND	4000	4100	170	ug/kg dry	2920	73	49-125			D10,J
4-Chloroaniline	ND	4000	4100	1200	ug/kg dry	2850	71	49-120			D10,J
4-Chlorophenyl phenyl ether	ND	4000	4100	86	ug/kg dry	3840	96	63-124			D10,J
4-Methylphenol	ND	4000	4100	230	ug/kg dry	3210	80	50-119			D10,J
4-Nitroaniline	ND	4000	7900	450	ug/kg dry	2570	64	63-128			D10,J
4-Nitrophenol	ND	4000	7900	980	ug/kg dry	2350	59	43-137			D10,J
Acenaphthene	ND	4000	4100	48	ug/kg dry	3960	99	53-120			D10,J
Acenaphthylene	ND	4000	4100	33	ug/kg dry	3750	94	58-121			D10,J
Acetophenone	ND	4000	4100	210	ug/kg dry	2900	72	66-120			D10,J
Anthracene	ND	4000	4100	100	ug/kg dry	3800	95	62-129			D10,J
Atrazine	ND	4000	4100	180	ug/kg dry	3100	77	73-133			D10,J
Benzaldehyde	ND	4000	4100	440	ug/kg dry	3120	78	21-120			D10,J
Benzo(a)anthracene	631	4000	4100	70	ug/kg dry	4540	98	65-133			D10
Benzo(a)pyrene	639	4000	4100	98	ug/kg dry	4670	101	64-127			D10
Benzo(b)fluoranthene	943	4000	4100	79	ug/kg dry	4520	89	64-135			D10
Benzo(ghi)perylene	567	4000	4100	49	ug/kg dry	4360	95	50-152			D10
Benzo(k)fluoranthene	304	4000	4100	45	ug/kg dry	4880	114	58-138			D10
Biphenyl	ND	4000	4100	250	ug/kg dry	3670	92	71-120			D10,J
Bis(2-chloroethoxy)methane	ND	4000	4100	220	ug/kg dry	2740	68	61-133			D10,J
Bis(2-chloroethyl)ether	ND	4000	4100	350	ug/kg dry	2850	71	45-120			D10,J

Benchmark Environmental & Engineering Science
2558 Hamburg Turnpike, Suite 300
Lackawanna, NY 14218

SDG Number: RSJ0493

Project: Benchmark - Solsil site
Project Number: TURN-0002

Received: 10/07/09-10/08/09
Reported: 10/28/09 17:00

LABORATORY QC DATA

Analyte	Source Result	Spike Level	RL	MDL	Units	Result	% REC	% REC Limits	% RPD	RPD Limit	Data Qualifiers
Semivolatile Organics by GC/MS											
Matrix Spike Analyzed: 10/22/09 (Lab Number:9J21042-MS1, Batch: 9J21042)											
QC Source Sample: RSJ0645-01RE1											
2,2'-Oxybis(1-Chloropropane)	ND	4000	4100	420	ug/kg dry	3650	91	44-120			D10,J
Bis(2-ethylhexyl) phthalate	ND	4000	4100	1300	ug/kg dry	3320	83	61-133			D10,J
Butyl benzyl phthalate	ND	4000	4100	1100	ug/kg dry	3320	83	61-129			D10,J
Caprolactam	ND	4000	4100	1800	ug/kg dry	1970	49	54-133			D10,M8,J
Carbazole	ND	4000	4100	47	ug/kg dry	3830	96	59-129			D10,J
Chrysene	703	4000	4100	41	ug/kg dry	4730	101	64-131			D10
Dibenzo(a,h)anthracene	ND	4000	4100	48	ug/kg dry	3580	89	54-148			D10,J
Dibenzofuran	ND	4000	4100	42	ug/kg dry	4120	103	56-120			D10
Diethyl phthalate	ND	4000	4100	120	ug/kg dry	3690	92	66-126			D10,J
Dimethyl phthalate	ND	4000	4100	110	ug/kg dry	3870	97	65-124			D10,J
Di-n-butyl phthalate	ND	4000	4100	1400	ug/kg dry	3340	83	58-130			D10,J
Di-n-octyl phthalate	ND	4000	4100	95	ug/kg dry	2950	74	62-133			D10,J
Fluoranthene	1090	4000	4100	59	ug/kg dry	4900	95	62-131			D10
Fluorene	ND	4000	4100	93	ug/kg dry	3980	99	63-126			D10,J
Hexachlorobenzene	ND	4000	4100	200	ug/kg dry	3480	87	60-132			D10,J
Hexachlorobutadiene	ND	4000	4100	210	ug/kg dry	3520	88	45-120			D10,J
Hexachlorocyclopentadiene	ND	4000	4100	1200	ug/kg dry	2070	52	31-120			D10,J
Hexachloroethane	ND	4000	4100	310	ug/kg dry	2570	64	41-120			D10,J
Indeno(1,2,3-cd)pyrene	423	4000	4100	110	ug/kg dry	4200	94	56-149			D10
Isophorone	ND	4000	4100	200	ug/kg dry	2820	70	56-120			D10,J
Naphthalene	ND	4000	4100	67	ug/kg dry	3960	99	46-120			D10,J
Nitrobenzene	ND	4000	4100	180	ug/kg dry	3120	78	49-120			D10,J
N-Nitrosodi-n-propylamine	ND	4000	4100	320	ug/kg dry	3230	81	46-120			D10,J
N-Nitrosodiphenylamine	ND	4000	4100	220	ug/kg dry	4290	107	20-119			D10,L1
Pentachlorophenol	ND	4000	7900	1400	ug/kg dry	ND		33-136			D10,M8
Phenanthrene	535	4000	4100	85	ug/kg dry	4880	109	60-130			D10
Phenol	ND	4000	4100	430	ug/kg dry	3040	76	36-120			D10,J
Pyrene	887	4000	4100	26	ug/kg dry	4820	98	51-133			D10
Surrogate: 2,4,6-Tribromophenol					*ug/kg dry*		*67*	*39-146*			*D10*
Surrogate: 2-Fluorobiphenyl					*ug/kg dry*		*101*	*37-120*			*D10*
Surrogate: 2-Fluorophenol					*ug/kg dry*		*57*	*18-120*			*D10*
Surrogate: Nitrobenzene-d5					*ug/kg dry*		*79*	*34-132*			*D10*
Surrogate: Phenol-d5					*ug/kg dry*		*71*	*11-120*			*D10*

Benchmark Environmental & Engineering Science
2558 Hamburg Turnpike, Suite 300
Lackawanna, NY 14218

SDG Number: RSJ0493

Project: Benchmark - Solsil site
Project Number: TURN-0002

Received: 10/07/09-10/08/09
Reported: 10/28/09 17:00

LABORATORY QC DATA

Analyte	Source Result	Spike Level	RL	MDL	Units	Result	% REC	% REC Limits	% RPD	RPD Limit	Data Qualifiers
Semivolatile Organics by GC/MS											
Matrix Spike Analyzed: 10/22/09 (Lab Number:9J21042-MS1, Batch: 9J21042)											
QC Source Sample: RSJ0645-01RE1											
Surrogate: p-Terphenyl-d14					*ug/kg dry*		*87*	*58-147*			*D10*
Matrix Spike Dup Analyzed: 10/22/09 (Lab Number:9J21042-MSD1, Batch: 9J21042)											
QC Source Sample: RSJ0645-01RE1											
2,4,5-Trichlorophenol	ND	3990	4100	880	ug/kg dry	3000	75	59-126	4	18	D10,J
2,4,6-Trichlorophenol	ND	3990	4100	270	ug/kg dry	3000	75	59-123	12	19	D10,J
2,4-Dichlorophenol	ND	3990	4100	210	ug/kg dry	3540	89	52-120	11	19	D10,J
2,4-Dimethylphenol	ND	3990	4100	1100	ug/kg dry	2990	75	36-120	7	42	D10,J
2,4-Dinitrophenol	ND	3990	7900	1400	ug/kg dry	ND		35-146		22	D10,M8
2,4-Dinitrotoluene	ND	3990	4100	630	ug/kg dry	3050	76	55-125	11	20	D10,J
2,6-Dinitrotoluene	ND	3990	4100	990	ug/kg dry	3210	80	66-128	10	15	D10,J
2-Chloronaphthalene	ND	3990	4100	270	ug/kg dry	3510	88	57-120	5	21	D10,J
2-Chlorophenol	ND	3990	4100	210	ug/kg dry	2840	71	38-120	3	25	D10,J
2-Methylnaphthalene	224	3990	4100	49	ug/kg dry	4060	96	47-120	8	21	D10,J
2-Methylphenol	ND	3990	4100	120	ug/kg dry	2990	75	48-120	3	27	D10,J
2-Nitroaniline	ND	3990	7900	1300	ug/kg dry	3300	83	61-130	4	15	D10,J
2-Nitrophenol	ND	3990	4100	180	ug/kg dry	2580	65	50-120	13	18	D10,J
3,3'-Dichlorobenzidine	ND	3990	4100	3500	ug/kg dry	ND		48-126		25	D10,M8
3-Nitroaniline	ND	3990	7900	930	ug/kg dry	2590	65	61-127	11	19	D10,J
4,6-Dinitro-2-methylphenol	ND	3990	7900	1400	ug/kg dry	1660	42	49-155	19	15	D10,M15,R2,J
4-Bromophenyl phenyl ether	ND	3990	4100	1300	ug/kg dry	3950	99	58-131	11	15	D10,J
4-Chloro-3-methylphenol	ND	3990	4100	170	ug/kg dry	3470	87	49-125	17	27	D10,J
4-Chloroaniline	ND	3990	4100	1200	ug/kg dry	2930	73	49-120	3	22	D10,J
4-Chlorophenyl phenyl ether	ND	3990	4100	86	ug/kg dry	3580	90	63-124	7	16	D10,J
4-Methylphenol	ND	3990	4100	230	ug/kg dry	3140	79	50-119	2	24	D10,J
4-Nitroaniline	ND	3990	7900	450	ug/kg dry	2590	65	63-128	0.6	24	D10,J
4-Nitrophenol	ND	3990	7900	980	ug/kg dry	1990	50	43-137	17	25	D10,J
Acenaphthene	ND	3990	4100	47	ug/kg dry	3900	98	53-120	1	35	D10,J
Acenaphthylene	ND	3990	4100	33	ug/kg dry	3630	91	58-121	3	18	D10,J
Acetophenone	ND	3990	4100	210	ug/kg dry	3110	78	66-120	7	20	D10,J
Anthracene	ND	3990	4100	100	ug/kg dry	3860	97	62-129	2	15	D10,J
Atrazine	ND	3990	4100	180	ug/kg dry	3610	90	73-133	15	20	D10,J
Benzaldehyde	ND	3990	4100	440	ug/kg dry	3660	92	21-120	16	20	D10,J
Benzo(a)anthracene	631	3990	4100	70	ug/kg dry	4540	98	65-133	0.01	15	D10
Benzo(a)pyrene	639	3990	4100	97	ug/kg dry	4630	100	64-127	0.9	15	D10

Benchmark Environmental & Engineering Science
2558 Hamburg Turnpike, Suite 300
Lackawanna, NY 14218

SDG Number: RSJ0493

Project: Benchmark - Solsil site
Project Number: TURN-0002

Received: 10/07/09-10/08/09
Reported: 10/28/09 17:00

LABORATORY QC DATA

Analyte	Source Result	Spike Level	RL	MDL	Units	Result	% REC	% REC Limits	% RPD	RPD Limit	Data Qualifiers
Semivolatile Organics by GC/MS											
Matrix Spike Dup Analyzed: 10/22/09 (Lab Number:9J21042-MSD1, Batch: 9J21042)											
QC Source Sample: RSJ0645-01RE1											
Benzo(b)fluoranthene	943	3990	4100	78	ug/kg dry	4510	89	64-135	0.2	15	D10
Benzo(ghi)perylene	567	3990	4100	48	ug/kg dry	4610	101	50-152	6	15	D10
Benzo(k)fluoranthene	304	3990	4100	44	ug/kg dry	4800	113	58-138	2	22	D10
Biphenyl	ND	3990	4100	250	ug/kg dry	3260	82	71-120	12	20	D10,J
Bis(2-chloroethoxy)methane	ND	3990	4100	220	ug/kg dry	2510	63	61-133	9	17	D10,J
Bis(2-chloroethyl)ether	ND	3990	4100	350	ug/kg dry	2860	72	45-120	0.5	21	D10,J
2,2'-Oxybis(1-Chloropropane)	ND	3990	4100	420	ug/kg dry	3680	92	44-120	0.7	24	D10,J
Bis(2-ethylhexyl) phthalate	ND	3990	4100	1300	ug/kg dry	3660	92	61-133	10	15	D10,J
Butyl benzyl phthalate	ND	3990	4100	1100	ug/kg dry	3530	88	61-129	6	16	D10,J
Caprolactam	ND	3990	4100	1700	ug/kg dry	1850	46	54-133	6	20	D10,M8,J
Carbazole	ND	3990	4100	47	ug/kg dry	3840	96	59-129	0.3	20	D10,J
Chrysene	703	3990	4100	40	ug/kg dry	4640	99	64-131	2	15	D10
Dibenzo(a,h)anthracene	ND	3990	4100	48	ug/kg dry	3750	94	54-148	5	15	D10,J
Dibenzofuran	ND	3990	4100	42	ug/kg dry	3810	95	56-120	8	15	D10,J
Diethyl phthalate	ND	3990	4100	120	ug/kg dry	3720	93	66-126	0.7	15	D10,J
Dimethyl phthalate	ND	3990	4100	110	ug/kg dry	3540	89	65-124	9	15	D10,J
Di-n-butyl phthalate	ND	3990	4100	1400	ug/kg dry	3410	85	58-130	2	15	D10,J
Di-n-octyl phthalate	ND	3990	4100	95	ug/kg dry	3110	78	62-133	5	16	D10,J
Fluoranthene	1090	3990	4100	59	ug/kg dry	5120	101	62-131	4	15	D10
Fluorene	ND	3990	4100	93	ug/kg dry	3930	98	63-126	1	15	D10,J
Hexachlorobenzene	ND	3990	4100	200	ug/kg dry	3450	86	60-132	1	15	D10,J
Hexachlorobutadiene	ND	3990	4100	210	ug/kg dry	3130	78	45-120	12	44	D10,J
Hexachlorocyclopentadiene	ND	3990	4100	1200	ug/kg dry	1750	44	31-120	17	49	D10,J
Hexachloroethane	ND	3990	4100	310	ug/kg dry	2700	68	41-120	5	46	D10,J
Indeno(1,2,3-cd)pyrene	423	3990	4100	110	ug/kg dry	4300	97	56-149	2	15	D10
Isophorone	ND	3990	4100	200	ug/kg dry	2900	73	56-120	3	17	D10,J
Naphthalene	ND	3990	4100	67	ug/kg dry	3850	97	46-120	3	29	D10,J
Nitrobenzene	ND	3990	4100	180	ug/kg dry	3270	82	49-120	5	24	D10,J
N-Nitrosodi-n-propylamine	ND	3990	4100	320	ug/kg dry	3210	80	46-120	0.6	31	D10,J
N-Nitrosodiphenylamine	ND	3990	4100	220	ug/kg dry	4340	109	20-119	1	15	D10,L1
Pentachlorophenol	ND	3990	7900	1400	ug/kg dry	ND		33-136		35	D10,M8
Phenanthrene	535	3990	4100	85	ug/kg dry	4580	101	60-130	6	15	D10
Phenol	ND	3990	4100	430	ug/kg dry	3160	79	36-120	4	35	D10,J
Pyrene	887	3990	4100	26	ug/kg dry	4800	98	51-133	0.5	35	D10

Benchmark Environmental & Engineering Science
2558 Hamburg Turnpike, Suite 300
Lackawanna, NY 14218

SDG Number: RSJ0493

Project: Benchmark - Solsil site
Project Number: TURN-0002

Received: 10/07/09-10/08/09
Reported: 10/28/09 17:00

LABORATORY QC DATA

Analyte	Source Result	Spike Level	RL	MDL	Units	Result	% REC	% REC Limits	% RPD	RPD Limit	Data Qualifiers
Semivolatile Organics by GC/MS											
Matrix Spike Dup Analyzed: 10/22/09 (Lab Number:9J21042-MSD1, Batch: 9J21042)											
QC Source Sample: RSJ0645-01RE1											
Surrogate: 2,4,6-Tribromophenol					*ug/kg dry*		*68*	*39-146*			*D10*
Surrogate: 2-Fluorobiphenyl					*ug/kg dry*		*94*	*37-120*			*D10*
Surrogate: 2-Fluorophenol					*ug/kg dry*		*70*	*18-120*			*D10*
Surrogate: Nitrobenzene-d5					*ug/kg dry*		*87*	*34-132*			*D10*
Surrogate: Phenol-d5					*ug/kg dry*		*83*	*11-120*			*D10*
Surrogate: p-Terphenyl-d14					*ug/kg dry*		*87*	*58-147*			*D10*

Benchmark Environmental & Engineering Science
2558 Hamburg Turnpike, Suite 300
Lackawanna, NY 14218

SDG Number: RSJ0493

Project: Benchmark - Solsil site
Project Number: TURN-0002

Received: 10/07/09-10/08/09
Reported: 10/28/09 17:00

LABORATORY QC DATA

Analyte	Source Result	Spike Level	RL	MDL	Units	Result	% REC	% REC Limits	% RPD	RPD Limit	Data Qualifiers
Organochlorine Pesticides by EPA Method 8081A											
Blank Analyzed: 10/09/09 (Lab Number:9J08144-BLK1, Batch: 9J08144)											
4,4'-DDD			1.6	0.32	ug/kg wet	ND					QFL,QSU
4,4'-DDD [2C]			1.6	0.32	ug/kg wet	ND					QFL,QSU
4,4'-DDE			1.6	0.47	ug/kg wet	ND					QFL,QSU
4,4'-DDE [2C]			1.6	0.47	ug/kg wet	ND					QFL,QSU
4,4'-DDT			1.6	0.38	ug/kg wet	ND					QFL,QSU
4,4'-DDT [2C]			1.6	0.38	ug/kg wet	ND					QFL,QSU
Aldrin			1.6	0.17	ug/kg wet	ND					QFL,QSU
Aldrin [2C]			1.6	0.17	ug/kg wet	ND					QFL,QSU
alpha-BHC			1.6	0.30	ug/kg wet	ND					QFL,QSU,C
alpha-BHC [2C]			1.6	0.30	ug/kg wet	ND					QFL,QSU
beta-BHC			1.6	1.2	ug/kg wet	ND					QFL,QSU,C
beta-BHC [2C]			1.6	1.2	ug/kg wet	ND					QFL,QSU
Chlordane			16	3.7	ug/kg wet	ND					QFL,QSU
Chlordane [2C]			16	3.7	ug/kg wet	ND					QFL,QSU
delta-BHC			1.6	0.22	ug/kg wet	ND					QFL,QSU
delta-BHC [2C]			1.6	0.22	ug/kg wet	ND					QFL,QSU
Dieldrin			1.6	0.39	ug/kg wet	ND					QFL,QSU
Dieldrin [2C]			1.6	0.39	ug/kg wet	ND					QFL,QSU
Endosulfan I			1.6	0.35	ug/kg wet	ND					QFL,QSU
Endosulfan I [2C]			1.6	0.35	ug/kg wet	ND					QFL,QSU
Endosulfan II			1.6	0.30	ug/kg wet	ND					QFL,QSU
Endosulfan II [2C]			1.6	0.30	ug/kg wet	ND					QFL,QSU
Endosulfan sulfate			1.6	0.31	ug/kg wet	ND					QFL,QSU
Endosulfan sulfate [2C]			1.6	0.31	ug/kg wet	ND					QFL,QSU
Endrin			1.6	0.53	ug/kg wet	ND					QFL,QSU
Endrin [2C]			1.6	0.53	ug/kg wet	ND					QFL,QSU
Endrin aldehyde			1.6	0.42	ug/kg wet	ND					QFL,QSU
Endrin aldehyde [2C]			1.6	0.42	ug/kg wet	ND					QFL,QSU
gamma-BHC (Lindane)			1.6	0.29	ug/kg wet	ND					QFL,QSU,C
gamma-BHC (Lindane) [2C]			1.6	0.29	ug/kg wet	ND					QFL,QSU
Heptachlor			1.6	0.26	ug/kg wet	ND					QFL,QSU
Heptachlor [2C]			1.6	0.26	ug/kg wet	ND					QFL,QSU
Heptachlor epoxide			1.6	0.42	ug/kg wet	ND					QFL,QSU
Heptachlor epoxide [2C]			1.6	0.42	ug/kg wet	ND					QFL,QSU
Methoxychlor			1.6	0.44	ug/kg wet	ND					QFL,QSU

Benchmark Environmental & Engineering Science
2558 Hamburg Turnpike, Suite 300
Lackawanna, NY 14218

SDG Number: RSJ0493

Project: Benchmark - Solsil site
Project Number: TURN-0002

Received: 10/07/09-10/08/09
Reported: 10/28/09 17:00

LABORATORY QC DATA

Analyte	Source Result	Spike Level	RL	MDL	Units	Result	% REC	% REC Limits	% RPD	RPD Limit	Data Qualifiers
Organochlorine Pesticides by EPA Method 8081A											
Blank Analyzed: 10/09/09 (Lab Number:9J08144-BLK1, Batch: 9J08144)											
Methoxychlor [2C]			1.6	0.44	ug/kg wet	ND					QFL,QSU
Toxaphene			16	9.6	ug/kg wet	ND					QFL,QSU
Toxaphene [2C]			16	9.6	ug/kg wet	ND					QFL,QSU
Surrogate: Decachlorobiphenyl					*ug/kg wet*		*101*	*42-146*			*QFL,QSU*
Surrogate: Decachlorobiphenyl [2C]					*ug/kg wet*		*93*	*42-146*			*QFL,QSU*
Surrogate: Tetrachloro-m-xylene					*ug/kg wet*		*70*	*37-136*			*QFL,QSU*
Surrogate: Tetrachloro-m-xylene					*ug/kg wet*		*78*	*37-136*			*QFL,QSU*
LCS Analyzed: 10/09/09 (Lab Number:9J08144-BS1, Batch: 9J08144)											
4,4'-DDD		16.6	1.7	0.32	ug/kg wet	13.9	84	55-129			QFL,QSU
4,4'-DDD [2C]		16.6	1.7	0.32	ug/kg wet	14.5	87	55-129			QFL,QSU
4,4'-DDE		16.6	1.7	0.48	ug/kg wet	13.4	81	59-120			QFL,QSU
4,4'-DDE [2C]		16.6	1.7	0.48	ug/kg wet	14.3	86	59-120			QFL,QSU
4,4'-DDT		16.6	1.7	0.38	ug/kg wet	14.0	84	47-145			QFL,QSU
4,4'-DDT [2C]		16.6	1.7	0.38	ug/kg wet	14.5	88	47-145			QFL,QSU
Aldrin		16.6	1.7	0.17	ug/kg wet	14.4	87	35-120			QFL,QSU
Aldrin [2C]		16.6	1.7	0.17	ug/kg wet	13.7	83	35-120			QFL,QSU
alpha-BHC		16.6	1.7	0.30	ug/kg wet	15.7	95	49-120			QFL,QSU,C
alpha-BHC [2C]		16.6	1.7	0.30	ug/kg wet	13.3	80	49-120			QFL,QSU
beta-BHC		16.6	1.7	1.2	ug/kg wet	16.2	98	56-120			QFL,QSU,C
beta-BHC [2C]		16.6	1.7	1.2	ug/kg wet	14.0	85	56-120			QFL,QSU
delta-BHC		16.6	1.7	0.22	ug/kg wet	14.9	90	45-123			QFL,QSU
delta-BHC [2C]		16.6	1.7	0.22	ug/kg wet	13.5	81	45-123			QFL,QSU
Dieldrin		16.6	1.7	0.40	ug/kg wet	13.4	81	57-120			QFL,QSU
Dieldrin [2C]		16.6	1.7	0.40	ug/kg wet	14.0	84	57-120			QFL,QSU
Endosulfan I		16.6	1.7	0.35	ug/kg wet	12.9	78	29-125			QFL,QSU
Endosulfan I [2C]		16.6	1.7	0.35	ug/kg wet	13.5	81	29-125			QFL,QSU
Endosulfan II		16.6	1.7	0.30	ug/kg wet	13.6	82	39-121			QFL,QSU
Endosulfan II [2C]		16.6	1.7	0.30	ug/kg wet	14.0	85	39-121			QFL,QSU
Endosulfan sulfate		16.6	1.7	0.31	ug/kg wet	14.0	84	43-120			QFL,QSU
Endosulfan sulfate [2C]		16.6	1.7	0.31	ug/kg wet	14.4	87	43-120			QFL,QSU
Endrin		16.6	1.7	0.54	ug/kg wet	14.1	85	54-127			QFL,QSU
Endrin [2C]		16.6	1.7	0.54	ug/kg wet	14.9	90	54-127			QFL,QSU
Endrin aldehyde		16.6	1.7	0.42	ug/kg wet	13.9	84	33-120			QFL,QSU
Endrin aldehyde [2C]		16.6	1.7	0.42	ug/kg wet	14.9	90	33-120			QFL,QSU

Benchmark Environmental & Engineering Science
2558 Hamburg Turnpike, Suite 300
Lackawanna, NY 14218

SDG Number: RSJ0493

Project: Benchmark - Solsil site
Project Number: TURN-0002

Received: 10/07/09-10/08/09
Reported: 10/28/09 17:00

LABORATORY QC DATA

Analyte	Source Result	Spike Level	RL	MDL	Units	Result	% REC	% REC Limits	% RPD	RPD Limit	Data Qualifiers
Organochlorine Pesticides by EPA Method 8081A											
LCS Analyzed: 10/09/09 (Lab Number:9J08144-BS1, Batch: 9J08144)											
gamma-BHC (Lindane)		16.6	1.7	0.29	ug/kg wet	16.0	97	50-120			QFL,QSU, C
gamma-BHC (Lindane) [2C]		16.6	1.7	0.29	ug/kg wet	13.4	81	50-120			QFL,QSU
Heptachlor		16.6	1.7	0.26	ug/kg wet	15.6	94	47-120			QFL,QSU
Heptachlor [2C]		16.6	1.7	0.26	ug/kg wet	14.0	85	47-120			QFL,QSU
Heptachlor epoxide		16.6	1.7	0.43	ug/kg wet	13.8	83	44-122			QFL,QSU
Heptachlor epoxide [2C]		16.6	1.7	0.43	ug/kg wet	14.3	86	44-122			QFL,QSU
Methoxychlor		16.6	1.7	0.44	ug/kg wet	15.2	92	46-152			QFL,QSU
Methoxychlor [2C]		16.6	1.7	0.44	ug/kg wet	15.8	95	46-152			QFL,QSU
Surrogate: Decachlorobiphenyl					*ug/kg wet*		*96*	*42-146*			*QFL,QSU*
Surrogate: Decachlorobiphenyl [2C]					*ug/kg wet*		*88*	*42-146*			*QFL,QSU*
Surrogate: Tetrachloro-m-xylene					*ug/kg wet*		*65*	*37-136*			*QFL,QSU*
Surrogate: Tetrachloro-m-xylene					*ug/kg wet*		*73*	*37-136*			*QFL,QSU*
Matrix Spike Analyzed: 10/09/09 (Lab Number:9J08144-MS1, Batch: 9J08144)											
QC Source Sample: RSJ0493-05											
4,4'-DDD	ND	20.3	10	2.0	ug/kg dry	20.7	102	55-129			QFL,D10, QSU
4,4'-DDD [2C]	ND	20.3	10	2.0	ug/kg dry	4.90	24	55-129			QFL,D10, QSU,M8,J
4,4'-DDE	ND	20.3	10	2.9	ug/kg dry	14.3	71	59-120			QFL,D10, QSU
4,4'-DDE [2C]	ND	20.3	10	2.9	ug/kg dry	3.07	15	59-120			QFL,D10, QSU,M8,J
4,4'-DDT	ND	20.3	10	2.3	ug/kg dry	33.2	163	47-145			QFL,D10, QSU,M7
4,4'-DDT [2C]	ND	20.3	10	2.3	ug/kg dry	36.3	178	47-145			QFL,D10, QSU,M7
Aldrin	ND	20.3	10	1.0	ug/kg dry	16.8	83	35-120			QFL,D10, QSU
Aldrin [2C]	ND	20.3	10	1.0	ug/kg dry	17.2	85	35-120			QFL,D10, QSU
alpha-BHC	ND	20.3	10	1.8	ug/kg dry	20.0	98	49-120			QFL,D10, QSU,C
alpha-BHC [2C]	ND	20.3	10	1.8	ug/kg dry	17.6	87	49-120			QFL,D10, QSU
beta-BHC	ND	20.3	10	7.4	ug/kg dry	13.0	64	56-120			QFL,D10, QSU,C
beta-BHC [2C]	ND	20.3	10	7.4	ug/kg dry	7.86	39	56-120			QFL,D10, QSU,M8,J

Benchmark Environmental & Engineering Science
2558 Hamburg Turnpike, Suite 300
Lackawanna, NY 14218

SDG Number: RSJ0493

Project: Benchmark - Solsil site
Project Number: TURN-0002

Received: 10/07/09-10/08/09
Reported: 10/28/09 17:00

LABORATORY QC DATA

Analyte	Source Result	Spike Level	RL	MDL	Units	Result	% REC	% REC Limits	% RPD	RPD Limit	Data Qualifiers
Organochlorine Pesticides by EPA Method 8081A											
Matrix Spike Analyzed: 10/09/09 (Lab Number:9J08144-MS1, Batch: 9J08144)											
QC Source Sample: RSJ0493-05											
delta-BHC	ND	20.3	10	1.3	ug/kg dry	14.0	69	45-123			QFL,D10, QSU
delta-BHC [2C]	ND	20.3	10	1.3	ug/kg dry	13.6	67	45-123			QFL,D10, QSU
Dieldrin	ND	20.3	10	2.4	ug/kg dry	17.7	87	57-120			QFL,D10, QSU
Dieldrin [2C]	ND	20.3	10	2.4	ug/kg dry	12.7	63	57-120			QFL,D10, QSU,M8
Endosulfan I	ND	20.3	10	2.2	ug/kg dry	15.5	76	29-125			QFL,D10, QSU
Endosulfan I [2C]	ND	20.3	10	2.2	ug/kg dry	16.6	82	29-125			QFL,D10, QSU
Endosulfan II	ND	20.3	10	1.8	ug/kg dry	16.0	79	39-121			QFL,D10, QSU
Endosulfan II [2C]	ND	20.3	10	1.8	ug/kg dry	26.3	129	39-121			QFL,D10, QSU
Endosulfan sulfate	ND	20.3	10	1.9	ug/kg dry	21.1	104	43-120			QFL,D10, QSU
Endosulfan sulfate [2C]	ND	20.3	10	1.9	ug/kg dry	25.5	126	43-120			QFL,D10, QSU,M7
Endrin	5.83	20.3	10	3.3	ug/kg dry	22.5	82	54-127			QFL,D10, QSU
Endrin [2C]	3.63	20.3	10	3.3	ug/kg dry	21.5	88	54-127			QFL,D10, QSU
Endrin aldehyde	ND	20.3	10	2.6	ug/kg dry	20.7	102	33-120			QFL,D10, QSU
Endrin aldehyde [2C]	ND	20.3	10	2.6	ug/kg dry	23.9	118	33-120			QFL,D10, QSU
gamma-BHC (Lindane)	ND	20.3	10	1.8	ug/kg dry	19.4	96	50-120			QFL,D10, QSU,C
gamma-BHC (Lindane) [2C]	ND	20.3	10	1.8	ug/kg dry	4.11	20	50-120			QFL,D10, QSU,M8,J
Heptachlor	ND	20.3	10	1.6	ug/kg dry	17.5	86	47-120			QFL,D10, QSU
Heptachlor [2C]	ND	20.3	10	1.6	ug/kg dry	18.0	88	47-120			QFL,D10, QSU
Heptachlor epoxide	ND	20.3	10	2.6	ug/kg dry	16.4	81	44-122			QFL,D10, QSU
Heptachlor epoxide [2C]	ND	20.3	10	2.6	ug/kg dry	18.4	90	44-122			QFL,D10, QSU
Methoxychlor	ND	20.3	10	2.7	ug/kg dry	23.7	117	46-152			QFL,D10, QSU
Methoxychlor [2C]	ND	20.3	10	2.7	ug/kg dry	55.3	272	46-152			QFL,D10, QSU,M7
Surrogate: Decachlorobiphenyl					*ug/kg dry*		*147*	*42-146*			*L,D10,QSU*

Benchmark Environmental & Engineering Science
2558 Hamburg Turnpike, Suite 300
Lackawanna, NY 14218

SDG Number: RSJ0493

Project: Benchmark - Solsil site
Project Number: TURN-0002

Received: 10/07/09-10/08/09
Reported: 10/28/09 17:00

LABORATORY QC DATA

Analyte	Source Result	Spike Level	RL	MDL	Units	Result	% REC	% REC Limits	% RPD	RPD Limit	Data Qualifiers
Organochlorine Pesticides by EPA Method 8081A											
Matrix Spike Analyzed: 10/09/09 (Lab Number:9J08144-MS1, Batch: 9J08144)											
QC Source Sample: RSJ0493-05											
Surrogate: Decachlorobiphenyl [2C]					*ug/kg dry*		*326*	*42-146*			*L,D10,QSU*
Surrogate: Tetrachloro-m-xylene					*ug/kg dry*		*95*	*37-136*			*)FL,D10,QS*
Surrogate: Tetrachloro-m-xylene					*ug/kg dry*		*95*	*37-136*			*)FL,D10,QS*
Matrix Spike Dup Analyzed: 10/09/09 (Lab Number:9J08144-MSD1, Batch: 9J08144)											
QC Source Sample: RSJ0493-05											
4,4'-DDD	ND	20.3	10	2.0	ug/kg dry	19.6	97	55-129	6	50	QFL,D10, QSU
4,4'-DDD [2C]	ND	20.3	10	2.0	ug/kg dry	4.08	20	55-129	18	50	QFL,D10, QSU,M8,J
4,4'-DDE	ND	20.3	10	2.9	ug/kg dry	14.5	72	59-120	1	50	QFL,D10, QSU
4,4'-DDE [2C]	ND	20.3	10	2.9	ug/kg dry	17.1	84	59-120	139	50	QFL,D10, QSU,M8
4,4'-DDT	ND	20.3	10	2.3	ug/kg dry	29.0	143	47-145	14	50	QFL,D10, QSU
4,4'-DDT [2C]	ND	20.3	10	2.3	ug/kg dry	35.7	176	47-145	2	50	QFL,D10, QSU,M7
Aldrin	ND	20.3	10	1.0	ug/kg dry	16.5	81	35-120	2	50	QFL,D10, QSU
Aldrin [2C]	ND	20.3	10	1.0	ug/kg dry	17.0	84	35-120	2	50	QFL,D10, QSU
alpha-BHC	ND	20.3	10	1.8	ug/kg dry	19.7	97	49-120	2	50	QFL,D10, QSU,C
alpha-BHC [2C]	ND	20.3	10	1.8	ug/kg dry	17.3	85	49-120	2	50	QFL,D10, QSU
beta-BHC	ND	20.3	10	7.3	ug/kg dry	12.9	64	56-120	1	50	QFL,D10, QSU,C
beta-BHC [2C]	ND	20.3	10	7.3	ug/kg dry	7.75	38	56-120	1	50	QFL,D10, QSU,M8,J
delta-BHC	ND	20.3	10	1.3	ug/kg dry	13.4	66	45-123	5	50	QFL,D10, QSU
delta-BHC [2C]	ND	20.3	10	1.3	ug/kg dry	13.0	64	45-123	5	50	QFL,D10, QSU,M8
Dieldrin	ND	20.3	10	2.4	ug/kg dry	16.9	83	57-120	5	50	QFL,D10, QSU
Dieldrin [2C]	ND	20.3	10	2.4	ug/kg dry	9.42	46	57-120	30	50	QFL,D10, QSU,M8,J
Endosulfan I	ND	20.3	10	2.1	ug/kg dry	14.1	69	29-125	9	50	QFL,D10, QSU
Endosulfan I [2C]	ND	20.3	10	2.1	ug/kg dry	15.1	74	29-125	9	50	QFL,D10, QSU
Endosulfan II	ND	20.3	10	1.8	ug/kg dry	13.7	67	39-121	16	50	QFL,D10, QSU

Benchmark Environmental & Engineering Science
2558 Hamburg Turnpike, Suite 300
Lackawanna, NY 14218

SDG Number: RSJ0493

Project: Benchmark - Solsil site
Project Number: TURN-0002

Received: 10/07/09-10/08/09
Reported: 10/28/09 17:00

LABORATORY QC DATA

Analyte	Source Result	Spike Level	RL	MDL	Units	Result	% REC	% REC Limits	% RPD	RPD Limit	Data Qualifiers
Organochlorine Pesticides by EPA Method 8081A											
Matrix Spike Dup Analyzed: 10/09/09 (Lab Number:9J08144-MSD1, Batch: 9J08144)											
QC Source Sample: RSJ0493-05											
Endosulfan II [2C]	ND	20.3	10	1.8	ug/kg dry	25.3	125	39-121	4	50	QFL,D10, QSU
Endosulfan sulfate	ND	20.3	10	1.9	ug/kg dry	17.9	88	43-120	16	50	QFL,D10, QSU
Endosulfan sulfate [2C]	ND	20.3	10	1.9	ug/kg dry	25.9	128	43-120	2	50	QFL,D10, QSU,M7
Endrin	5.83	20.3	10	3.3	ug/kg dry	19.9	69	54-127	12	50	QFL,D10, QSU
Endrin [2C]	3.63	20.3	10	3.3	ug/kg dry	18.3	73	54-127	16	50	QFL,D10, QSU
Endrin aldehyde	ND	20.3	10	2.6	ug/kg dry	15.8	78	33-120	27	50	QFL,D10, QSU
Endrin aldehyde [2C]	ND	20.3	10	2.6	ug/kg dry	18.5	91	33-120	26	50	QFL,D10, QSU
gamma-BHC (Lindane)	ND	20.3	10	1.8	ug/kg dry	18.7	92	50-120	4	50	QFL,D10, QSU,C
gamma-BHC (Lindane) [2C]	ND	20.3	10	1.8	ug/kg dry	4.18	21	50-120	2	50	QFL,D10, QSU,M8,J
Heptachlor	ND	20.3	10	1.6	ug/kg dry	21.2	104	47-120	19	50	QFL,D10, QSU
Heptachlor [2C]	ND	20.3	10	1.6	ug/kg dry	18.3	90	47-120	2	50	QFL,D10, QSU
Heptachlor epoxide	ND	20.3	10	2.6	ug/kg dry	15.0	74	44-122	9	50	QFL,D10, QSU
Heptachlor epoxide [2C]	ND	20.3	10	2.6	ug/kg dry	17.1	84	44-122	7	50	QFL,D10, QSU
Methoxychlor	ND	20.3	10	2.7	ug/kg dry	21.5	106	46-152	10	50	QFL,D10, QSU
Methoxychlor [2C]	ND	20.3	10	2.7	ug/kg dry	70.1	346	46-152	24	50	QFL,D10, QSU,M7
Surrogate: Decachlorobiphenyl					*ug/kg dry*		*222*	*42-146*			*L,D10,QSU*
Surrogate: Decachlorobiphenyl [2C]					*ug/kg dry*		*203*	*42-146*			*L,D10,QSU*
Surrogate: Tetrachloro-m-xylene					*ug/kg dry*		*94*	*37-136*			*FL,D10,QS*
Surrogate: Tetrachloro-m-xylene					*ug/kg dry*		*95*	*37-136*			*FL,D10,QS*

Benchmark Environmental & Engineering Science
2558 Hamburg Turnpike, Suite 300
Lackawanna, NY 14218

SDG Number: RSJ0493

Project: Benchmark - Solsil site
Project Number: TURN-0002

Received: 10/07/09-10/08/09
Reported: 10/28/09 17:00

LABORATORY QC DATA

Analyte	Source Result	Spike Level	RL	MDL	Units	Result	% REC	% REC Limits	% RPD	RPD Limit	Data Qualifiers
Polychlorinated Biphenyls by EPA Method 8082											
Blank Analyzed: 10/09/09 (Lab Number:9J07127-BLK1, Batch: 9J07127)											
Aroclor 1016			16	3.2	ug/kg wet	ND					QSU
Aroclor 1016 [2C]			16	3.2	ug/kg wet	ND					QSU
Aroclor 1221			16	3.2	ug/kg wet	ND					QSU
Aroclor 1221 [2C]			16	3.2	ug/kg wet	ND					QSU
Aroclor 1232			16	3.2	ug/kg wet	ND					QSU
Aroclor 1232 [2C]			16	3.2	ug/kg wet	ND					QSU
Aroclor 1242			16	3.6	ug/kg wet	ND					QSU
Aroclor 1242 [2C]			16	3.6	ug/kg wet	ND					QSU
Aroclor 1248			16	3.2	ug/kg wet	ND					QSU
Aroclor 1248 [2C]			16	3.2	ug/kg wet	ND					QSU
Aroclor 1254			16	3.5	ug/kg wet	ND					QSU
Aroclor 1254 [2C]			16	3.5	ug/kg wet	ND					QSU
Aroclor 1260			16	3.5	ug/kg wet	ND					QSU
Aroclor 1260 [2C]			16	3.5	ug/kg wet	ND					QSU
Surrogate: Decachlorobiphenyl					*ug/kg wet*		*90*	*34-148*			*QSU*
Surrogate: Decachlorobiphenyl [2C]					*ug/kg wet*		*79*	*34-148*			*QSU*
Surrogate: Tetrachloro-m-xylene					*ug/kg wet*		*84*	*35-134*			*QSU*
Surrogate: Tetrachloro-m-xylene					*ug/kg wet*		*73*	*35-134*			*QSU*
LCS Analyzed: 10/09/09 (Lab Number:9J07127-BS1, Batch: 9J07127)											
Aroclor 1016		163	16	3.2	ug/kg wet	141	86	59-154			QSU
Aroclor 1016 [2C]		163	16	3.2	ug/kg wet	114	70	59-154			QSU
Aroclor 1221			16	3.2	ug/kg wet	ND					QSU
Aroclor 1221 [2C]			16	3.2	ug/kg wet	ND					QSU
Aroclor 1232			16	3.2	ug/kg wet	ND					QSU
Aroclor 1232 [2C]			16	3.2	ug/kg wet	ND					QSU
Aroclor 1242			16	3.5	ug/kg wet	ND					QSU
Aroclor 1242 [2C]			16	3.5	ug/kg wet	ND					QSU
Aroclor 1248			16	3.2	ug/kg wet	ND					QSU
Aroclor 1248 [2C]			16	3.2	ug/kg wet	ND					QSU
Aroclor 1254			16	3.4	ug/kg wet	ND					QSU
Aroclor 1254 [2C]			16	3.4	ug/kg wet	ND					QSU
Aroclor 1260		163	16	3.4	ug/kg wet	141	86	51-179			QSU
Aroclor 1260 [2C]		163	16	3.4	ug/kg wet	135	83	51-179			QSU
Surrogate: Decachlorobiphenyl					*ug/kg wet*		*76*	*34-148*			*QSU*

Benchmark Environmental & Engineering Science
2558 Hamburg Turnpike, Suite 300
Lackawanna, NY 14218

SDG Number: RSJ0493

Project: Benchmark - Solsil site
Project Number: TURN-0002

Received: 10/07/09-10/08/09
Reported: 10/28/09 17:00

LABORATORY QC DATA

Analyte	Source Result	Spike Level	RL	MDL	Units	Result	% REC	% REC Limits	% RPD	RPD Limit	Data Qualifiers
Polychlorinated Biphenyls by EPA Method 8082											
LCS Analyzed: 10/09/09 (Lab Number:9J07127-BS1, Batch: 9J07127)											
Surrogate: Decachlorobiphenyl [2C]					*ug/kg wet*		*73*	*34-148*			*QSU*
Surrogate: Tetrachloro-m-xylene					*ug/kg wet*		*88*	*35-134*			*QSU*
Surrogate: Tetrachloro-m-xylene					*ug/kg wet*		*71*	*35-134*			*QSU*
Matrix Spike Analyzed: 10/09/09 (Lab Number:9J07127-MS2, Batch: 9J07127)											
QC Source Sample: RSJ0493-05											
Aroclor 1016	ND	206	21	4.0	ug/kg dry	170	83	59-154			
Aroclor 1016 [2C]	ND	206	21	4.0	ug/kg dry	173	84	59-154			
Aroclor 1221	ND		21	4.0	ug/kg dry	ND					
Aroclor 1221 [2C]	ND		21	4.0	ug/kg dry	ND					
Aroclor 1232	ND		21	4.0	ug/kg dry	ND					
Aroclor 1232 [2C]	ND		21	4.0	ug/kg dry	ND					
Aroclor 1242	ND		21	4.5	ug/kg dry	ND					
Aroclor 1242 [2C]	ND		21	4.5	ug/kg dry	ND					
Aroclor 1248	ND		21	4.0	ug/kg dry	ND					
Aroclor 1248 [2C]	ND		21	4.0	ug/kg dry	ND					
Aroclor 1254	88.4		21	4.4	ug/kg dry	ND					
Aroclor 1254 [2C]	84.0		21	4.4	ug/kg dry	ND					
Aroclor 1260	43.3	206	21	4.4	ug/kg dry	221	86	51-179			
Aroclor 1260 [2C]	47.7	206	21	4.4	ug/kg dry	207	77	51-179			
Surrogate: Decachlorobiphenyl					*ug/kg dry*		*79*	*34-148*			
Surrogate: Decachlorobiphenyl [2C]					*ug/kg dry*		*118*	*34-148*			
Surrogate: Tetrachloro-m-xylene					*ug/kg dry*		*95*	*35-134*			
Surrogate: Tetrachloro-m-xylene					*ug/kg dry*		*91*	*35-134*			
Matrix Spike Dup Analyzed: 10/09/09 (Lab Number:9J07127-MSD2, Batch: 9J07127)											
QC Source Sample: RSJ0493-05											
Aroclor 1016	ND	204	20	4.0	ug/kg dry	168	82	59-154	1	50	
Aroclor 1016 [2C]	ND	204	20	4.0	ug/kg dry	168	82	59-154	3	50	
Aroclor 1221	ND		20	4.0	ug/kg dry	ND					
Aroclor 1221 [2C]	ND		20	4.0	ug/kg dry	ND					
Aroclor 1232	ND		20	4.0	ug/kg dry	ND					
Aroclor 1232 [2C]	ND		20	4.0	ug/kg dry	ND					
Aroclor 1242	ND		20	4.4	ug/kg dry	ND					
Aroclor 1242 [2C]	ND		20	4.4	ug/kg dry	ND					

Benchmark Environmental & Engineering Science
2558 Hamburg Turnpike, Suite 300
Lackawanna, NY 14218

SDG Number: RSJ0493

Project: Benchmark - Solsil site
Project Number: TURN-0002

Received: 10/07/09-10/08/09
Reported: 10/28/09 17:00

LABORATORY QC DATA

Analyte	Source Result	Spike Level	RL	MDL	Units	Result	% REC	% REC Limits	% RPD	RPD Limit	Data Qualifiers
Polychlorinated Biphenyls by EPA Method 8082											
Matrix Spike Dup Analyzed: 10/09/09 (Lab Number:9J07127-MSD2, Batch: 9J07127)											
QC Source Sample: RSJ0493-05											
Aroclor 1248	ND		20	4.0	ug/kg dry	ND					
Aroclor 1248 [2C]	ND		20	4.0	ug/kg dry	ND					
Aroclor 1254	88.4		20	4.3	ug/kg dry	ND					
Aroclor 1254 [2C]	84.0		20	4.3	ug/kg dry	ND					
Aroclor 1260	43.3	204	20	4.3	ug/kg dry	215	84	51-179	3	50	
Aroclor 1260 [2C]	47.7	204	20	4.3	ug/kg dry	196	72	51-179	5	50	
Surrogate: Decachlorobiphenyl					*ug/kg dry*		*74*	*34-148*			
Surrogate: Decachlorobiphenyl [2C]					*ug/kg dry*		*119*	*34-148*			
Surrogate: Tetrachloro-m-xylene					*ug/kg dry*		*94*	*35-134*			
Surrogate: Tetrachloro-m-xylene					*ug/kg dry*		*88*	*35-134*			
Polychlorinated Biphenyls by EPA Method 8082											
Blank Analyzed: 10/14/09 (Lab Number:9J12079-BLK1, Batch: 9J12079)											
Aroclor 1016			17	3.2	ug/kg wet	ND					QSU
Aroclor 1016 [2C]			17	3.2	ug/kg wet	ND					QSU
Aroclor 1221			17	3.2	ug/kg wet	ND					QSU
Aroclor 1221 [2C]			17	3.2	ug/kg wet	ND					QSU
Aroclor 1232			17	3.2	ug/kg wet	ND					QSU
Aroclor 1232 [2C]			17	3.2	ug/kg wet	ND					QSU
Aroclor 1242			17	3.6	ug/kg wet	ND					QSU
Aroclor 1242 [2C]			17	3.6	ug/kg wet	ND					QSU
Aroclor 1248			17	3.2	ug/kg wet	ND					QSU
Aroclor 1248 [2C]			17	3.2	ug/kg wet	ND					QSU
Aroclor 1254			17	3.5	ug/kg wet	ND					QSU
Aroclor 1254 [2C]			17	3.5	ug/kg wet	ND					QSU
Aroclor 1260			17	3.5	ug/kg wet	ND					QSU
Aroclor 1260 [2C]			17	3.5	ug/kg wet	ND					QSU
Surrogate: Decachlorobiphenyl					*ug/kg wet*		*96*	*34-148*			*QSU*
Surrogate: Decachlorobiphenyl [2C]					*ug/kg wet*		*96*	*34-148*			*QSU*
Surrogate: Tetrachloro-m-xylene					*ug/kg wet*		*90*	*35-134*			*QSU*
Surrogate: Tetrachloro-m-xylene					*ug/kg wet*		*77*	*35-134*			*QSU*
LCS Analyzed: 10/14/09 (Lab Number:9J12079-BS1, Batch: 9J12079)											

Benchmark Environmental & Engineering Science
2558 Hamburg Turnpike, Suite 300
Lackawanna, NY 14218

SDG Number: RSJ0493

Project: Benchmark - Solsil site
Project Number: TURN-0002

Received: 10/07/09-10/08/09
Reported: 10/28/09 17:00

LABORATORY QC DATA

Analyte	Source Result	Spike Level	RL	MDL	Units	Result	% REC	% REC Limits	% RPD	RPD Limit	Data Qualifiers
Polychlorinated Biphenyls by EPA Method 8082											
LCS Analyzed: 10/14/09 (Lab Number:9J12079-BS1, Batch: 9J12079)											
Aroclor 1016		164	16	3.2	ug/kg wet	145	88	59-154			QSU
Aroclor 1016 [2C]		164	16	3.2	ug/kg wet	121	74	59-154			QSU
Aroclor 1221			16	3.2	ug/kg wet	ND					QSU
Aroclor 1221 [2C]			16	3.2	ug/kg wet	ND					QSU
Aroclor 1232			16	3.2	ug/kg wet	ND					QSU
Aroclor 1232 [2C]			16	3.2	ug/kg wet	ND					QSU
Aroclor 1242			16	3.6	ug/kg wet	ND					QSU
Aroclor 1242 [2C]			16	3.6	ug/kg wet	ND					QSU
Aroclor 1248			16	3.2	ug/kg wet	ND					QSU
Aroclor 1248 [2C]			16	3.2	ug/kg wet	ND					QSU
Aroclor 1254			16	3.5	ug/kg wet	ND					QSU
Aroclor 1254 [2C]			16	3.5	ug/kg wet	ND					QSU
Aroclor 1260		164	16	3.5	ug/kg wet	170	104	51-179			QSU
Aroclor 1260 [2C]		164	16	3.5	ug/kg wet	141	86	51-179			QSU
Surrogate: Decachlorobiphenyl					*ug/kg wet*		*111*	*34-148*			*QSU*
Surrogate: Decachlorobiphenyl [2C]					*ug/kg wet*		*93*	*34-148*			*QSU*
Surrogate: Tetrachloro-m-xylene					*ug/kg wet*		*97*	*35-134*			*QSU*
Surrogate: Tetrachloro-m-xylene					*ug/kg wet*		*76*	*35-134*			*QSU*
Matrix Spike Analyzed: 10/14/09 (Lab Number:9J12079-MS1, Batch: 9J12079)											
QC Source Sample: RSJ0645-01											
Aroclor 1016	ND	200	20	3.9	ug/kg dry	176	88	59-154			C7
Aroclor 1016 [2C]	ND	200	20	3.9	ug/kg dry	164	82	59-154			C7
Aroclor 1221	ND		20	3.9	ug/kg dry	ND					C7
Aroclor 1221 [2C]	ND		20	3.9	ug/kg dry	ND					C7
Aroclor 1232	ND		20	3.9	ug/kg dry	ND					C7
Aroclor 1232 [2C]	ND		20	3.9	ug/kg dry	ND					C7
Aroclor 1242	ND		20	4.3	ug/kg dry	ND					C7
Aroclor 1242 [2C]	ND		20	4.3	ug/kg dry	ND					C7
Aroclor 1248	ND		20	3.9	ug/kg dry	ND					C7
Aroclor 1248 [2C]	ND		20	3.9	ug/kg dry	ND					C7
Aroclor 1254	34.7		20	4.2	ug/kg dry	142					C7
Aroclor 1254 [2C]	33.3		20	4.2	ug/kg dry	183					C7
Aroclor 1260	ND	200	20	4.2	ug/kg dry	228	114	51-179			C7
Aroclor 1260 [2C]	ND	200	20	4.2	ug/kg dry	192	96	51-179			C7

Benchmark Environmental & Engineering Science
2558 Hamburg Turnpike, Suite 300
Lackawanna, NY 14218

SDG Number: RSJ0493

Project: Benchmark - Solsil site
Project Number: TURN-0002

Received: 10/07/09-10/08/09
Reported: 10/28/09 17:00

LABORATORY QC DATA

Analyte	Source Result	Spike Level	RL	MDL	Units	Result	% REC	% REC Limits	% RPD	RPD Limit	Data Qualifiers
Polychlorinated Biphenyls by EPA Method 8082											
Matrix Spike Analyzed: 10/14/09 (Lab Number:9J12079-MS1, Batch: 9J12079)											
QC Source Sample: RSJ0645-01											
Surrogate: Decachlorobiphenyl					*ug/kg dry*		*111*	*34-148*			*C7*
Surrogate: Decachlorobiphenyl [2C]					*ug/kg dry*		*107*	*34-148*			*C7*
Surrogate: Tetrachloro-m-xylene					*ug/kg dry*		*104*	*35-134*			*C7*
Surrogate: Tetrachloro-m-xylene					*ug/kg dry*		*75*	*35-134*			*C7*
Matrix Spike Dup Analyzed: 10/14/09 (Lab Number:9J12079-MSD1, Batch: 9J12079)											
QC Source Sample: RSJ0645-01											
Aroclor 1016	ND	201	20	3.9	ug/kg dry	173	86	59-154	2	50	C7
Aroclor 1016 [2C]	ND	201	20	3.9	ug/kg dry	210	104	59-154	24	50	C7
Aroclor 1221	ND		20	3.9	ug/kg dry	ND					C7
Aroclor 1221 [2C]	ND		20	3.9	ug/kg dry	ND					C7
Aroclor 1232	ND		20	3.9	ug/kg dry	ND					C7
Aroclor 1232 [2C]	ND		20	3.9	ug/kg dry	ND					C7
Aroclor 1242	ND		20	4.4	ug/kg dry	ND					C7
Aroclor 1242 [2C]	ND		20	4.4	ug/kg dry	ND					C7
Aroclor 1248	ND		20	3.9	ug/kg dry	ND					C7
Aroclor 1248 [2C]	ND		20	3.9	ug/kg dry	ND					C7
Aroclor 1254	34.7		20	4.2	ug/kg dry	145			2		C7
Aroclor 1254 [2C]	33.3		20	4.2	ug/kg dry	181			1		C7
Aroclor 1260	ND	201	20	4.2	ug/kg dry	226	112	51-179	0.7	50	C7
Aroclor 1260 [2C]	ND	201	20	4.2	ug/kg dry	195	97	51-179	2	50	C7
Surrogate: Decachlorobiphenyl					*ug/kg dry*		*108*	*34-148*			*C7*
Surrogate: Decachlorobiphenyl [2C]					*ug/kg dry*		*112*	*34-148*			*C7*
Surrogate: Tetrachloro-m-xylene					*ug/kg dry*		*101*	*35-134*			*C7*
Surrogate: Tetrachloro-m-xylene					*ug/kg dry*		*70*	*35-134*			*C7*

Benchmark Environmental & Engineering Science
2558 Hamburg Turnpike, Suite 300
Lackawanna, NY 14218

SDG Number: RSJ0493

Project: Benchmark - Solsil site
Project Number: TURN-0002

Received: 10/07/09-10/08/09
Reported: 10/28/09 17:00

LABORATORY QC DATA

Analyte	Source Result	Spike Level	RL	MDL	Units	Result	% REC	% REC Limits	% RPD	RPD Limit	Data Qualifiers
Herbicides											
Blank Analyzed: 10/13/09 (Lab Number:9J10010-BLK1, Batch: 9J10010)											
2,4,5-T			17	5.2	ug/kg wet	ND					
2,4,5-T [2C]			17	2.1	ug/kg wet	ND					
2,4-D			17	10	ug/kg wet	ND					
2,4-D [2C]			17	4.3	ug/kg wet	ND					
2,4,5-TP (Silvex)			17	5.8	ug/kg wet	ND					
Silvex (2,4,5-TP) [2C]			17	1.8	ug/kg wet	ND					
Surrogate: 2,4-Dichlorophenylacetic					*ug/kg wet*		*59*	*15-120*			
Surrogate: 2,4-Dichlorophenylacetic					*ug/kg wet*		*70*	*19-128*			
LCS Analyzed: 10/13/09 (Lab Number:9J10010-BS1, Batch: 9J10010)											
2,4,5-T		65.9	17	5.3	ug/kg wet	53.5	81	31-130			
2,4,5-T [2C]		65.9	17	2.1	ug/kg wet	51.8	79	19-160			
2,4-D		65.9	17	10	ug/kg wet	50.5	77	42-140			
2,4-D [2C]		65.9	17	4.4	ug/kg wet	62.3	94	32-150			
2,4,5-TP (Silvex)		65.9	17	5.9	ug/kg wet	52.4	79	20-130			
Silvex (2,4,5-TP) [2C]		65.9	17	1.8	ug/kg wet	63.5	96	25-137			
Surrogate: 2,4-Dichlorophenylacetic					*ug/kg wet*		*56*	*15-120*			
Surrogate: 2,4-Dichlorophenylacetic					*ug/kg wet*		*76*	*19-128*			
Matrix Spike Analyzed: 10/13/09 (Lab Number:9J10010-MS1, Batch: 9J10010)											
QC Source Sample: RSJ0493-05											
2,4,5-T	ND	82.8	21	6.6	ug/kg dry	54.9	66	31-130			
2,4,5-T [2C]	ND	82.8	21	2.7	ug/kg dry	56.4	68	31-130			
2,4-D	ND	82.8	21	13	ug/kg dry	56.9	69	42-140			
2,4-D [2C]	ND	82.8	21	5.5	ug/kg dry	74.9	90	42-140			
2,4,5-TP (Silvex)	ND	82.8	21	7.5	ug/kg dry	57.1	69	20-130			
Silvex (2,4,5-TP) [2C]	ND	82.8	21	2.3	ug/kg dry	68.1	82	20-130			
Surrogate: 2,4-Dichlorophenylacetic					*ug/kg dry*		*65*	*15-120*			
Surrogate: 2,4-Dichlorophenylacetic					*ug/kg dry*		*53*	*19-128*			
Matrix Spike Dup Analyzed: 10/13/09 (Lab Number:9J10010-MSD1, Batch: 9J10010)											
QC Source Sample: RSJ0493-05											
2,4,5-T	ND	80.9	21	6.5	ug/kg dry	55.6	69	31-130	1	50	
2,4,5-T [2C]	ND	80.9	21	2.6	ug/kg dry	55.9	69	31-130	1	50	
2,4-D	ND	80.9	21	13	ug/kg dry	57.8	71	42-140	2	25	

Benchmark Environmental & Engineering Science
2558 Hamburg Turnpike, Suite 300
Lackawanna, NY 14218

SDG Number: RSJ0493

Project: Benchmark - Solsil site
Project Number: TURN-0002

Received: 10/07/09-10/08/09
Reported: 10/28/09 17:00

LABORATORY QC DATA

Analyte	Source Result	Spike Level	RL	MDL	Units	Result	% REC	% REC Limits	% RPD	RPD Limit	Data Qualifiers
Herbicides											
Matrix Spike Dup Analyzed: 10/13/09 (Lab Number:9J10010-MSD1, Batch: 9J10010)											
QC Source Sample: RSJ0493-05											
2,4-D [2C]	ND	80.9	21	5.4	ug/kg dry	87.5	108	42-140	16	25	
2,4,5-TP (Silvex)	ND	80.9	21	7.3	ug/kg dry	56.5	70	20-130	0.9	35	
Silvex (2,4,5-TP) [2C]	ND	80.9	21	2.2	ug/kg dry	68.2	84	20-130	0.2	35	
Surrogate: 2,4-Dichlorophenylacetic					*ug/kg dry*		*60*	*15-120*			
Surrogate: 2,4-Dichlorophenylacetic					*ug/kg dry*		*53*	*19-128*			

Benchmark Environmental & Engineering Science
2558 Hamburg Turnpike, Suite 300
Lackawanna, NY 14218

SDG Number: RSJ0493

Project: Benchmark - Solsil site
Project Number: TURN-0002

Received: 10/07/09-10/08/09
Reported: 10/28/09 17:00

LABORATORY QC DATA

Analyte	Source Result	Spike Level	RL	MDL	Units	Result	% REC	% REC Limits	% RPD	RPD Limit	Data Qualifiers
Total Metals by SW 846 Series Methods											
Blank Analyzed: 10/09/09 (Lab Number:9J08087-BLK1, Batch: 9J08087)											
Aluminum			10.0	NR	mg/kg wet	ND					
Antimony			15.0	NR	mg/kg wet	ND					
Arsenic			2.0	NR	mg/kg wet	ND					
Barium			0.500	NR	mg/kg wet	ND					
Beryllium			0.200	NR	mg/kg wet	ND					
Cadmium			0.200	NR	mg/kg wet	ND					
Calcium			50.0	NR	mg/kg wet	ND					
Chromium			0.500	NR	mg/kg wet	ND					
Cobalt			0.500	NR	mg/kg wet	ND					
Copper			1.0	NR	mg/kg wet	ND					
Iron			10.0	NR	mg/kg wet	ND					
Lead			1.0	NR	mg/kg wet	ND					
Magnesium			20.0	NR	mg/kg wet	ND					
Manganese			0.2	NR	mg/kg wet	ND					B
Nickel			5.00	NR	mg/kg wet	ND					
Potassium			30.0	NR	mg/kg wet	ND					
Selenium			4.0	NR	mg/kg wet	ND					
Silver			0.500	NR	mg/kg wet	ND					
Sodium			140	NR	mg/kg wet	ND					
Thallium			6.0	NR	mg/kg wet	ND					
Vanadium			0.500	NR	mg/kg wet	ND					
Zinc			2.0	NR	mg/kg wet	ND					B
Matrix Spike Analyzed: 10/10/09 (Lab Number:9J08087-MS2, Batch: 9J08087)											
QC Source Sample: RSJ0493-05											
Aluminum	2720	2740	13.7	NR	mg/kg dry	5150	89	75-125			
Antimony	1.49	54.8	20.5	NR	mg/kg dry	41.4	73	75-125			M1
Arsenic	105	54.8	2.7	NR	mg/kg dry	101	-7	75-125			M1
Barium	197	54.8	0.684	NR	mg/kg dry	236	71	75-125			M1
Beryllium	0.383	54.8	0.274	NR	mg/kg dry	51.6	94	75-125			
Cadmium	0.606	54.8	0.274	NR	mg/kg dry	52.2	94	75-125			
Calcium	10800	2740	68.4	NR	mg/kg dry	17100	230	75-125			MHA
Chromium	502	54.8	0.684	NR	mg/kg dry	523	40	75-125			MHA
Cobalt	32.6	54.8	0.684	NR	mg/kg dry	86.0	98	75-125			
Copper	150	54.8	1.4	NR	mg/kg dry	185	65	75-125			M1
Iron	35400	2740	13.7	NR	mg/kg dry	44600	335	75-125			MHA
Lead	88.1	54.8	1.4	NR	mg/kg dry	132	80	75-125			
Magnesium	4310	2740	27.4	NR	mg/kg dry	6830	92	75-125			

Benchmark Environmental & Engineering Science
2558 Hamburg Turnpike, Suite 300
Lackawanna, NY 14218

SDG Number: RSJ0493

Project: Benchmark - Solsil site
Project Number: TURN-0002

Received: 10/07/09-10/08/09
Reported: 10/28/09 17:00

LABORATORY QC DATA

Analyte	Source Result	Spike Level	RL	MDL	Units	Result	% REC	% REC Limits	% RPD	RPD Limit	Data Qualifiers
Total Metals by SW 846 Series Methods											
Matrix Spike Analyzed: 10/10/09 (Lab Number:9J08087-MS2, Batch: 9J08087)											
QC Source Sample: RSJ0493-05											
Nickel	323	54.8	6.84	NR	mg/kg dry	373	91	75-125			
Potassium	606	2740	41.1	NR	mg/kg dry	3250	97	75-125			
Selenium	2.87	54.8	5.5	NR	mg/kg dry	49.6	85	75-125			
Silver	0.798	13.7	0.684	NR	mg/kg dry	14.4	99	75-125			
Sodium	138	2740	192	NR	mg/kg dry	2710	94	75-125			
Thallium	8.95	54.8	8.2	NR	mg/kg dry	52.8	80	75-125			
Vanadium	50.3	54.8	0.684	NR	mg/kg dry	76.2	47	75-125			M1
Zinc	132	54.8	2.7	NR	mg/kg dry	192	109	75-125			
Matrix Spike Analyzed: 10/12/09 (Lab Number:9J08087-MS3, Batch: 9J08087)											
QC Source Sample: RSJ0493-05											
Manganese	29600	54.8	13.7	NR	mg/kg dry	18500	-20300	75-125			D08,MHA
Matrix Spike Dup Analyzed: 10/10/09 (Lab Number:9J08087-MSD2, Batch: 9J08087)											
QC Source Sample: RSJ0493-05											
Aluminum	2720	2910	14.6	NR	mg/kg dry	5690	102	75-125	10	20	
Antimony	1.49	58.2	21.8	NR	mg/kg dry	41.0	68	75-125	0.8	20	M1
Arsenic	105	58.2	2.9	NR	mg/kg dry	108	5	75-125	7	20	M1
Barium	197	58.2	0.728	NR	mg/kg dry	228	53	75-125	3	20	M1
Beryllium	0.383	58.2	0.291	NR	mg/kg dry	54.4	93	75-125	5	20	
Cadmium	0.606	58.2	0.291	NR	mg/kg dry	55.3	94	75-125	6	20	
Calcium	10800	2910	72.8	NR	mg/kg dry	13200	81	75-125	26	20	MHA,R2
Chromium	502	58.2	0.728	NR	mg/kg dry	2160	2850	75-125	122	20	MHA,R2
Cobalt	32.6	58.2	0.728	NR	mg/kg dry	90.6	100	75-125	5	20	
Copper	150	58.2	1.5	NR	mg/kg dry	209	101	75-125	12	20	
Iron	35400	2910	14.6	NR	mg/kg dry	49900	496	75-125	11	20	MHA
Lead	88.1	58.2	1.5	NR	mg/kg dry	145	97	75-125	9	20	
Magnesium	4310	2910	29.1	NR	mg/kg dry	8990	161	75-125	27	20	M1,R3
Nickel	323	58.2	7.28	NR	mg/kg dry	1340	1740	75-125	113	20	MHA,R2
Potassium	606	2910	43.7	NR	mg/kg dry	3550	101	75-125	9	20	
Selenium	2.87	58.2	5.8	NR	mg/kg dry	53.9	88	75-125	8	20	
Silver	0.798	14.6	0.728	NR	mg/kg dry	14.6	95	75-125	1	20	
Sodium	138	2910	204	NR	mg/kg dry	2890	95	75-125	6	20	
Thallium	8.95	58.2	8.7	NR	mg/kg dry	54.8	79	75-125	4	20	
Vanadium	50.3	58.2	0.728	NR	mg/kg dry	83.6	57	75-125	9	20	M1
Zinc	132	58.2	2.9	NR	mg/kg dry	203	122	75-125	6	20	
Matrix Spike Dup Analyzed: 10/12/09 (Lab Number:9J08087-MSD3, Batch: 9J08087)											
QC Source Sample: RSJ0493-05											

Benchmark Environmental & Engineering Science
2558 Hamburg Turnpike, Suite 300
Lackawanna, NY 14218

SDG Number: RSJ0493

Project: Benchmark - Solsil site
Project Number: TURN-0002

Received: 10/07/09-10/08/09
Reported: 10/28/09 17:00

LABORATORY QC DATA

Analyte	Source Result	Spike Level	RL	MDL	Units	Result	% REC	% REC Limits	% RPD	RPD Limit	Data Qualifiers
Total Metals by SW 846 Series Methods											
Matrix Spike Dup Analyzed: 10/12/09 (Lab Number:9J08087-MSD3, Batch: 9J08087)											
QC Source Sample: RSJ0493-05											
Manganese	29600	58.2	14.6	NR	mg/kg dry	25000	-7860	75-125	30	20	D08,MHA, R3
Reference Analyzed: 10/09/09 (Lab Number:9J08087-SRM1, Batch: 9J08087)											
Aluminum		11000	10.0	NR	mg/kg wet	8520	78	55.7-143.6			
Antimony		81.4	15.0	NR	mg/kg wet	45.9	56	0-203.7			
Arsenic		158	2.0	NR	mg/kg wet	138	87	81.6-118.4			
Barium		347	0.499	NR	mg/kg wet	296	85	80.7-119.3			
Beryllium		106	0.200	NR	mg/kg wet	90.5	85	81.6-118.9			
Cadmium		187	0.200	NR	mg/kg wet	165	89	82.4-117.6			
Calcium		9630	49.9	NR	mg/kg wet	8330	87	80.8-119.2			
Chromium		89.3	0.499	NR	mg/kg wet	80.0	90	78.8-120.7			
Cobalt		277	0.499	NR	mg/kg wet	253	92	80.9-119.1			
Copper		129	1.0	NR	mg/kg wet	117	91	83.7-117.1			
Iron		18600	10.0	NR	mg/kg wet	13700	74	50.4-148.9			
Lead		172	1.0	NR	mg/kg wet	149	87	79.1-120.3			
Magnesium		5020	20.0	NR	mg/kg wet	4360	87	78.7-121.3			
Manganese		632	0.2	NR	mg/kg wet	557	88	81.8-118			
Nickel		98.8	4.99	NR	mg/kg wet	89.5	91	81.2-119.2			
Potassium		4000	29.9	NR	mg/kg wet	3510	88	73.6-126.4			
Selenium		148	4.0	NR	mg/kg wet	133	90	78.4-120.9			
Silver		65.9	0.499	NR	mg/kg wet	57.8	88	66.2-133.6			
Sodium		881	140	NR	mg/kg wet	808	92	73.7-125.7			
Thallium		268	6.0	NR	mg/kg wet	245	92	77.6-122.4			
Vanadium		194	0.499	NR	mg/kg wet	172	89	79.4-120.1			
Zinc		393	2.0	NR	mg/kg wet	339	86	80.5-119.3			

Benchmark Environmental & Engineering Science
2558 Hamburg Turnpike, Suite 300
Lackawanna, NY 14218

SDG Number: RSJ0493

Project: Benchmark - Solsil site
Project Number: TURN-0002

Received: 10/07/09-10/08/09
Reported: 10/28/09 17:00

Total Metals by SW 846 Series Methods

Blank Analyzed: 10/12/09 (Lab Number:9J09118-BLK1, Batch: 9J09118)

Mercury			0.0193	NR	mg/kg wet	ND					

Matrix Spike Analyzed: 10/12/09 (Lab Number:9J09118-MS1, Batch: 9J09118)
QC Source Sample: RSJ0493-05

Mercury	0.105	0.413	0.0248	NR	mg/kg dry	0.528	102	75-125			

Matrix Spike Dup Analyzed: 10/12/09 (Lab Number:9J09118-MSD1, Batch: 9J09118)
QC Source Sample: RSJ0493-05

Mercury	0.105	0.409	0.0246	NR	mg/kg dry	0.514	100	75-125	3	20	

Reference Analyzed: 10/12/09 (Lab Number:9J09118-SRM1, Batch: 9J09118)

Mercury		6.82	0.365	NR	mg/kg wet	6.98	102	71.8-128.2			

Total Metals by SW 846 Series Methods

Blank Analyzed: 10/13/09 (Lab Number:9J12021-BLK1, Batch: 9J12021)

Aluminum			10.0	NR	mg/kg wet	ND					B
Antimony			15.0	NR	mg/kg wet	ND					
Arsenic			2.0	NR	mg/kg wet	ND					B
Barium			0.500	NR	mg/kg wet	ND					B
Beryllium			0.200	NR	mg/kg wet	ND					
Cadmium			0.200	NR	mg/kg wet	ND					
Calcium			50.0	NR	mg/kg wet	ND					
Cobalt			0.500	NR	mg/kg wet	ND					
Copper			1.0	NR	mg/kg wet	ND					
Iron			10.0	NR	mg/kg wet	ND					B
Lead			1.0	NR	mg/kg wet	ND					B
Magnesium			20.0	NR	mg/kg wet	ND					
Manganese			0.2	NR	mg/kg wet	ND					B
Nickel			5.00	NR	mg/kg wet	ND					
Potassium			30.0	NR	mg/kg wet	ND					
Selenium			4.0	NR	mg/kg wet	ND					
Silver			0.500	NR	mg/kg wet	ND					
Sodium			140	NR	mg/kg wet	ND					
Thallium			6.0	NR	mg/kg wet	ND					
Vanadium			0.500	NR	mg/kg wet	ND					
Zinc			2.0	NR	mg/kg wet	ND					

Blank Analyzed: 10/13/09 (Lab Number:9J12021-BLK2, Batch: 9J12021)

Chromium			0.500	NR	mg/kg wet	ND					

Matrix Spike Analyzed: 10/13/09 (Lab Number:9J12021-MS1, Batch: 9J12021)
QC Source Sample: RSJ0645-01

Benchmark Environmental & Engineering Science
2558 Hamburg Turnpike, Suite 300
Lackawanna, NY 14218

SDG Number: RSJ0493

Project: Benchmark - Solsil site
Project Number: TURN-0002

Received: 10/07/09-10/08/09
Reported: 10/28/09 17:00

LABORATORY QC DATA

Analyte	Source Result	Spike Level	RL	MDL	Units	Result	% REC	% REC Limits	% RPD	RPD Limit	Data Qualifiers
Total Metals by SW 846 Series Methods											
Matrix Spike Analyzed: 10/13/09 (Lab Number:9J12021-MS1, Batch: 9J12021)											
QC Source Sample: RSJ0645-01											
Aluminum	2000	2370	11.8	NR	mg/kg dry	4130	90	75-125			
Antimony	2.39	47.4	17.8	NR	mg/kg dry	31.5	61	75-125			M1
Arsenic	48.4	47.4	2.4	NR	mg/kg dry	66.2	37	75-125			M1
Barium	139	47.4	0.592	NR	mg/kg dry	164	53	75-125			M1
Beryllium	0.459	47.4	0.237	NR	mg/kg dry	43.4	91	75-125			
Cadmium	0.573	47.4	0.237	NR	mg/kg dry	43.1	90	75-125			
Calcium	34400	2370	59.2	NR	mg/kg dry	37500	130	75-125			MHA
Cobalt	29.1	47.4	0.592	NR	mg/kg dry	57.9	61	75-125			M1
Copper	211	47.4	1.2	NR	mg/kg dry	181	-62	75-125			MHA
Iron	54100	2370	11.8	NR	mg/kg dry	21100	-1390	75-125			MHA
Lead	80.7	47.4	1.2	NR	mg/kg dry	122	88	75-125			
Magnesium	15600	2370	23.7	NR	mg/kg dry	17800	94	75-125			
Nickel	228	47.4	5.92	NR	mg/kg dry	180	-101	75-125			MHA
Potassium	383	2370	35.5	NR	mg/kg dry	2800	102	75-125			
Selenium	2.96	47.4	4.7	NR	mg/kg dry	44.2	87	75-125			
Silver	ND	11.8	0.592	NR	mg/kg dry	11.2	95	75-125			
Sodium	102	2370	166	NR	mg/kg dry	2300	93	75-125			
Vanadium	24.2	47.4	0.592	NR	mg/kg dry	58.3	72	75-125			M1
Zinc	417	47.4	2.4	NR	mg/kg dry	444	56	75-125			MHA
Matrix Spike Analyzed: 10/13/09 (Lab Number:9J12021-MS2, Batch: 9J12021)											
QC Source Sample: RSJ0645-01											
Chromium	400	47.4	0.592	NR	mg/kg dry	344	-117	75-125			MHA
Matrix Spike Analyzed: 10/13/09 (Lab Number:9J12021-MS3, Batch: 9J12021)											
QC Source Sample: RSJ0645-01											
Manganese	23600	48.4	2.4	NR	mg/kg dry	10400	-27300	75-125			MHA
Thallium	ND	48.4	72.5	NR	mg/kg dry	42.6	88	75-125			
Matrix Spike Dup Analyzed: 10/13/09 (Lab Number:9J12021-MSD1, Batch: 9J12021)											
QC Source Sample: RSJ0645-01											
Aluminum	2000	2570	12.8	NR	mg/kg dry	5340	130	75-125	26	20	M1,R3
Antimony	2.39	51.4	19.3	NR	mg/kg dry	35.8	65	75-125	13	20	M1
Arsenic	48.4	51.4	2.6	NR	mg/kg dry	68.3	39	75-125	3	20	M1
Barium	139	51.4	0.642	NR	mg/kg dry	331	375	75-125	68	20	M1,R3
Beryllium	0.459	51.4	0.257	NR	mg/kg dry	48.0	92	75-125	10	20	
Cadmium	0.573	51.4	0.257	NR	mg/kg dry	47.3	91	75-125	9	20	
Calcium	34400	2570	64.2	NR	mg/kg dry	34900	20	75-125	7	20	MHA
Cobalt	29.1	51.4	0.642	NR	mg/kg dry	62.0	64	75-125	7	20	M1

Benchmark Environmental & Engineering Science
2558 Hamburg Turnpike, Suite 300
Lackawanna, NY 14218

SDG Number: RSJ0493

Project: Benchmark - Solsil site
Project Number: TURN-0002

Received: 10/07/09-10/08/09
Reported: 10/28/09 17:00

LABORATORY QC DATA

Analyte	Source Result	Spike Level	RL	MDL	Units	Result	% REC	% REC Limits	% RPD	RPD Limit	Data Qualifiers
Total Metals by SW 846 Series Methods											
Matrix Spike Dup Analyzed: 10/13/09 (Lab Number:9J12021-MSD1, Batch: 9J12021)											
QC Source Sample: RSJ0645-01											
Copper	211	51.4	1.3	NR	mg/kg dry	192	-36	75-125	6	20	MHA
Iron	54100	2570	12.8	NR	mg/kg dry	21300	-1280	75-125	0.7	20	MHA
Lead	80.7	51.4	1.3	NR	mg/kg dry	123	83	75-125	0.9	20	
Magnesium	15600	2570	25.7	NR	mg/kg dry	16600	39	75-125	7	20	MHA
Nickel	228	51.4	6.42	NR	mg/kg dry	157	-138	75-125	13	20	MHA
Potassium	383	2570	38.5	NR	mg/kg dry	3780	132	75-125	30	20	M1,R3
Selenium	2.96	51.4	5.1	NR	mg/kg dry	48.2	88	75-125	9	20	
Silver	ND	12.8	0.642	NR	mg/kg dry	12.3	96	75-125	9	20	
Sodium	102	2570	180	NR	mg/kg dry	2520	94	75-125	9	20	MHA
Vanadium	24.2	51.4	0.642	NR	mg/kg dry	62.4	74	75-125	7	20	M1
Zinc	417	51.4	2.6	NR	mg/kg dry	464	92	75-125	5	20	
Matrix Spike Dup Analyzed: 10/13/09 (Lab Number:9J12021-MSD2, Batch: 9J12021)											
QC Source Sample: RSJ0645-01											
Chromium	400	51.4	0.642	NR	mg/kg dry	275	-242	75-125	22	20	MHA,R3
Matrix Spike Dup Analyzed: 10/13/09 (Lab Number:9J12021-MSD3, Batch: 9J12021)											
QC Source Sample: RSJ0645-01											
Manganese	23600	48.4	2.4	NR	mg/kg dry	15500	-16800	75-125	39	20	MHA,R3
Thallium	ND	48.4	72.5	NR	mg/kg dry	47.9	99	75-125	12	20	
Reference Analyzed: 10/13/09 (Lab Number:9J12021-SRM1, Batch: 9J12021)											
Aluminum		11000	10.0	NR	mg/kg wet	8280	75	55.7-143.6			
Antimony		81.5	15.0	NR	mg/kg wet	58.5	72	0-203.7			
Arsenic		158	2.0	NR	mg/kg wet	140	89	81.6-118.4			
Barium		348	0.500	NR	mg/kg wet	305	88	80.7-119.3			
Beryllium		106	0.200	NR	mg/kg wet	92.0	87	81.6-118.9			
Cadmium		187	0.200	NR	mg/kg wet	164	87	82.4-117.6			
Calcium		9650	50.0	NR	mg/kg wet	8990	93	80.8-119.2			
Cobalt		277	0.500	NR	mg/kg wet	249	90	80.9-119.1			
Copper		129	1.0	NR	mg/kg wet	115	89	83.7-117.1			
Iron		18600	10.0	NR	mg/kg wet	14200	76	50.4-148.9			
Lead		172	1.0	NR	mg/kg wet	150	87	79.1-120.3			

Benchmark Environmental & Engineering Science
2558 Hamburg Turnpike, Suite 300
Lackawanna, NY 14218

SDG Number: RSJ0493

Project: Benchmark - Solsil site
Project Number: TURN-0002

Received: 10/07/09-10/08/09
Reported: 10/28/09 17:00

LABORATORY QC DATA

Analyte	Source Result	Spike Level	RL	MDL	Units	Result	% REC	% REC Limits	% RPD	RPD Limit	Data Qualifiers
Total Metals by SW 846 Series Methods											
Reference Analyzed: 10/13/09 (Lab Number:9J12021-SRM1, Batch: 9J12021)											
Magnesium		5030	20.0	NR	mg/kg wet	4510	90	78.7-121.3			
Manganese		633	0.2	NR	mg/kg wet	575	91	81.8-118			
Nickel		99.0	5.00	NR	mg/kg wet	87.4	88	81.2-119.2			
Potassium		4010	30.0	NR	mg/kg wet	3570	89	73.6-126.4			
Selenium		148	4.0	NR	mg/kg wet	137	93	78.4-120.9			
Silver		66.0	0.500	NR	mg/kg wet	56.0	85	66.2-133.6			
Sodium		883	140	NR	mg/kg wet	784	89	73.7-125.7			
Thallium		268	6.0	NR	mg/kg wet	248	92	77.6-122.4			
Vanadium		194	0.500	NR	mg/kg wet	170	88	79.4-120.1			
Zinc		394	2.0	NR	mg/kg wet	344	87	80.5-119.3			
Reference Analyzed: 10/13/09 (Lab Number:9J12021-SRM2, Batch: 9J12021)											
Chromium		89.5	0.500	NR	mg/kg wet	78.8	88	78.8-120.7			
Total Metals by SW 846 Series Methods											
Blank Analyzed: 10/13/09 (Lab Number:9J13025-BLK1, Batch: 9J13025)											
Mercury			0.0197	NR	mg/kg wet	ND					
Matrix Spike Analyzed: 10/13/09 (Lab Number:9J13025-MS1, Batch: 9J13025)											
QC Source Sample: RSJ0645-01											
Mercury	0.0202	0.398	0.0239	NR	mg/kg dry	0.441	106	75-125			
Matrix Spike Dup Analyzed: 10/13/09 (Lab Number:9J13025-MSD1, Batch: 9J13025)											
QC Source Sample: RSJ0645-01											
Mercury	0.0202	0.401	0.0241	NR	mg/kg dry	0.427	101	75-125	3	20	
Reference Analyzed: 10/13/09 (Lab Number:9J13025-SRM1, Batch: 9J13025)											
Mercury		6.87	0.404	NR	mg/kg wet	6.13	89	71.8-128.2			

Chain of Custody Record

Temperature on Receipt _____

Drinking Water? Yes ☐ No ☐

TestAmerica

THE LEADER IN ENVIRONMENTAL TESTING

TAL-4124 (1007)

Client: Benchmark	Project Manager: Mike Lesakowski	Date: 10-7-09	Chain of Custody Number: 133654
Address: 2558 Hamburg Turnpike	Telephone Number (Area Code)/Fax Number: 716-225-3314	Lab Number:	Page 1 of 1
City: Buffalo / State: NY / Zip Code: 14210	Site Contact: Brock Greene	Lab Contact: Brian Fisher	
Project Name and Location (State): Solsi	Carrier/Waybill Number:		
Contract/Purchase Order/Quote No.: 01			

Sample I.D. No. and Description (Containers for each sample may be combined on one line)	Time / Date	Air / Water Time	Matrix: Air	Aqueous	Sed.	Soil	Containers & Preservatives: Unpres.	H2SO4	HNO3	HCl	NaOH	ZnAc/ NaOH	Analysis (Attach list if more space is needed): TCL SVOC	TAL Metals	TCL + STARS VOC	PCB	Pesticides	Herbicides	Special Instructions/ Conditions of Receipt
SS-1	1030	10-6-09					2						X	X		X			
SS-2	1250	↓					2						X	X		X			
SS-3	1330						2						X	X		X			
SS-4	1530						2						X	X		X			
TP-1 (0-3') +MS+MSD	1115						9						X	X		X	X	X	
TP-2 (0-3')	1310						2						X	X					
TP-3 (0-1.5')	1445						3						X	X	X				
TP-4 (2.5-6')	1600	↓					3						X	X	X				

Possible Hazard Identification

☐ Non-Hazard ☐ Flammable ☐ Skin Irritant ☐ Poison B ☒ Unknown

Sample Disposal

☐ Return To Client ☒ Disposal By Lab ☐ Archive For _____ Months (A fee may be assessed if samples are retained longer than 1 month)

Turn Around Time Required

☐ 24 Hours ☐ 48 Hours ☒ 7 Days per agreement ☐ 14 Days ☐ 21 Days ☐ Other _____

QC Requirements (Specify)

1. Relinquished By: Brock Greene	Date: 10-7-09	Time: 930	1. Received By:	Date: 10-07-09	Time: 10:55
2. Relinquished By:	Date:	Time:	2. Received By:	Date:	Time:
3. Relinquished By:	Date:	Time:	3. Received By:	Date:	Time:

Comments

2.0°C

DISTRIBUTION: WHITE - Returned to Client with Report; CANARY - Stays with the Sample; PINK - Field Copy

130/2645

Chain of Custody Record

Temperature on Receipt ____

Drinking Water? Yes ☐ No ☒

TestAmerica

THE LEADER IN ENVIRONMENTAL TESTING

TAL-4124 (1007)

Client	Project Manager	Date	Chain of Custody Number
Benchmark Env	Mike Lesakowski	10/7/09	122141
Address: 2558 Hamburg Turnpike	Telephone Number (Area Code)/Fax Number: (716) 856-0635	Lab Number	Page 1 of 2
City: Lackawanna	State: NY Zip Code: 14218	Site Contact: T. Schmidt	Lab Contact: B. Fischer
Project Name and Location (State): Sols.	Carrier/Waybill Number		
Contract/Purchase Order/Quote No.: 0193-001-102			

Sample I.D. No. and Description (Containers for each sample may be combined on one line)	Date	Time	Matrix: Air	Aqueous	Sed.	Soil	Containers & Preservatives: Unpres.	H2SO4	HNO3	HCl	NaOH	ZnAc/NaOH	Analysis (Attach list if more space is needed): TAL METALS, TCL PCB	TCL SVOC	Special Instructions/ Conditions of Receipt
SS-5 (MS/MSD)	10/7/09	1020				X	X						1	1	
SS-6		1038				X	X						1	1	
SS-7		1053				X	X						1	1	
SS-8		1100				X	X						1	1	
SS-9		1119				X	X						1	1	
Blind Dup-3		1200				X	X						1	1	
SS-10		1125				X	X						1	1	
SS-11		1134				X	X						1	1	
SS-12		1140				X	X						1	1	
SS-13		1155				X	X						1	1	
SS-14		1305				X	X						1	1	

Possible Hazard Identification: ☐ Non-Hazard ☐ Flammable ☐ Skin Irritant ☐ Poison B ☒ Unknown

Sample Disposal: ☐ Return To Client ☒ Disposal By Lab ☐ Archive For ____ Months (A fee may be assessed if samples are retained longer than 1 month)

Turn Around Time Required: ☐ 24 Hours ☐ 48 Hours ☒ 7 Days ☐ 14 Days ☐ 21 Days ☐ Other ____

QC Requirements (Specify): CAT B

	Relinquished By	Date	Time	Received By	Date	Time
1		10/8/09	0940		10-08-09	1130
2		Date	Time		Date	Time
3		Date	Time		Date	Time

Comments: 4.0°C

DISTRIBUTION: WHITE - Returned to Client with Report; CANARY - Stays with the Sample; PINK - Field Copy

131/2645

Analytical Report

Work Order: RTA1083

Project Description

Benchmark - Solsil site

For:

Mike Lesakowski

Benchmark Environmental & Engineering Science

2558 Hamburg Turnpike, Suite 300

Lackawanna, NY 14218



Pauline Michael For Brian Fischer

Project Manager

pauline.michael@testamericainc.com

Friday, January 29, 2010

The test results in this report meet all NELAP requirements for analytes for which accreditation is required or available. Any exception to NELAP requirements are noted in this report. Persuant to NELAP, this report may not be reproduced, except in full, without the written approval of the laboratory. All questions regarding this test report should be directed to the TestAmerica Project manager who has signed this report.

TestAmerica
THE LEADER IN ENVIRONMENTAL TESTING

Benchmark Environmental & Engineering Science
2558 Hamburg Turnpike, Suite 300
Lackawanna, NY 14218

Work Order: RTA1083

Project: Benchmark - Solsil site
Project Number: TURN-0002

Received: 01/27/10
Reported: 01/29/10 10:39

TestAmerica Buffalo
Current Certifications

As of 1/27/2009

STATE	Program	Cert # / Lab ID
Arkansas	CWA, RCRA, SOIL	88-0686
California*	NELAP CWA, RCRA	01169CA
Connecticut	SDWA, CWA, RCRA, SOIL	PH-0568
Florida*	NELAP CWA, RCRA	E87672
Georgia*	SDWA,NELAP CWA, RCRA	956
Illinois*	NELAP SDWA, CWA, RCRA	200003
Iowa	SW/CS	374
Kansas*	NELAP SDWA, CWA, RCRA	E-10187
Kentucky	SDWA	90029
Kentucky UST	UST	30
Louisiana*	NELAP CWA, RCRA	2031
Maine	SDWA, CWA	NY0044
Maryland	SDWA	294
Massachusetts	SDWA, CWA	M-NY044
Michigan	SDWA	9937
Minnesota	SDWA,CWA, RCRA	036-999-337
New Hampshire*	NELAP SDWA, CWA	233701
New Jersey*	NELAP,SDWA, CWA, RCRA,	NY455
New York*	NELAP, AIR, SDWA, CWA, RCRA,CLP	10026
Oklahoma	CWA, RCRA	9421
Pennsylvania*	NELAP CWA,RCRA	68-00281
Tennessee	SDWA	02970
Texas*	NELAP CWA, RCRA	T104704412-08-TX
USDA	FOREIGN SOIL PERMIT	S-41579
USDOE	Department of Energy	DOECAP-STB
Virginia	SDWA	278
Washington*	NELAP CWA,RCRA	C1677
Wisconsin	CWA, RCRA	998310390
West Virginia	CWA,RCRA	252

*As required under the indicated accreditation, the test results in this report meet all NELAP requirements for parameters for which accre ditation is required or available. Any exceptions to NELAP requirements are noted in this report.

Benchmark Environmental & Engineering Science
2558 Hamburg Turnpike, Suite 300
Lackawanna, NY 14218

Work Order: RTA1083

Project: Benchmark - Solsil site
Project Number: TURN-0002

Received: 01/27/10
Reported: 01/29/10 10:39

CASE NARRATIVE

According to 40CFR Part 136.3, pH, Chlorine Residual, Dissolved Oxygen, Sulfite, and Temperature analyses are to be performed immediately after aqueous sample collection. When these parameters are not indicated as field (e.g. field-pH), they were not analyzed immediately, but as soon as possible after laboratory receipt.

A pertinent document is appended to this report, 1 page, is included and is an integral part of this report.

Reproduction of this analytical report is permitted only in its entirety. This report shall not be reproduced except in full without the written approval of the laboratory.

TestAmerica Laboratories, Inc. certifies that the analytical results contained herein apply only to the samples tested as received by our Laboratory.

Benchmark Environmental & Engineering Science
2558 Hamburg Turnpike, Suite 300
Lackawanna, NY 14218

Work Order: RTA1083

Project: Benchmark - Solsil site
Project Number: TURN-0002

Received: 01/27/10
Reported: 01/29/10 10:39

DATA QUALIFIERS AND DEFINITIONS

NR Any inclusion of NR indicates that the project specific requirements do not require reporting estimated values below the laboratory reporting limit.

ADDITIONAL COMMENTS

Results are reported on a wet weight basis unless otherwise noted.

Benchmark Environmental & Engineering Science
2558 Hamburg Turnpike, Suite 300
Lackawanna, NY 14218

Work Order: RTA1083

Project: Benchmark - Solsil site
Project Number: TURN-0002

Received: 01/27/10
Reported: 01/29/10 10:39

Executive Summary - Detections

Analyte	Sample Result	Data Qualifiers	RL	Units	Dil Fac	Date Analyzed	Lab Tech	Batch	Method
Sample ID: RTA1083-02 (TP/SS-1 (10) - Solid)					**Sampled: 01/27/10 10:15**		**Recvd: 01/27/10 12:00**		
Total Metals by SW 846 Series Methods									
Arsenic	**11.6**		2.5	mg/kg dry	1.00	01/28/10 11:22	DAN	10A1662	6010B
General Chemistry Parameters									
Percent Solids	**84**		0.010	%	1.00	01/28/10 23:24	LTT	10A1770	Dry Weight

Benchmark Environmental & Engineering Science
2558 Hamburg Turnpike, Suite 300
Lackawanna, NY 14218

Work Order: RTA1083

Project: Benchmark - Solsil site
Project Number: TURN-0002

Received: 01/27/10
Reported: 01/29/10 10:39

Sample Summary

Sample Identification	Lab Number	Client Matrix	Date/Time Sampled	Date/Time Received	Sample Qualifiers
TP/SS-1 (10)	RTA1083-02	Solid	01/27/10 10:15	01/27/10 12:00	

TestAmerica
THE LEADER IN ENVIRONMENTAL TESTING

Benchmark Environmental & Engineering Science
2558 Hamburg Turnpike, Suite 300
Lackawanna, NY 14218

Work Order: RTA1083

Project: Benchmark - Solsil site
Project Number: TURN-0002

Received: 01/27/10
Reported: 01/29/10 10:39

Analytical Report

Analyte	Sample Result	Data Qualifiers	RL	Units	Dil Fac	Date Analyzed	Lab Tech	Batch	Method
Sample ID: RTA1083-02 (TP/SS-1 (10) - Solid)					**Sampled: 01/27/10 10:15**		**Recvd: 01/27/10 12:00**		
Total Metals by SW 846 Series Methods									
Arsenic	**11.6**		2.5	mg/kg dry	1.00	01/28/10 11:22	DAN	10A1662	6010B
General Chemistry Parameters									
Percent Solids	**84**		0.010	%	1.00	01/28/10 23:24	LTT	10A1770	Dry Weight

Benchmark Environmental & Engineering Science
2558 Hamburg Turnpike, Suite 300
Lackawanna, NY 14218

Work Order: RTA1083

Project: Benchmark - Solsil site
Project Number: TURN-0002

Received: 01/27/10
Reported: 01/29/10 10:39

SAMPLE EXTRACTION DATA

Parameter	Batch	Lab Number	Wt/Vol Extracte	Units	Extract Volume	Units	Date Prepared	Lab Tech	Extraction Method
General Chemistry Parameters									
Dry Weight	10A1770	RTA1083-02	10.00	g	10.00	g	01/28/10 17:44	LTT	Dry Weight
Total Metals by SW 846 Series Methods									
6010B	10A1662	RTA1083-02	0.48	g	50.00	mL	01/27/10 19:30	MXM	3050B

Benchmark Environmental & Engineering Science
2558 Hamburg Turnpike, Suite 300
Lackawanna, NY 14218

Work Order: RTA1083

Project: Benchmark - Solsil site
Project Number: TURN-0002

Received: 01/27/10
Reported: 01/29/10 10:39

LABORATORY QC DATA

Analyte	Source Result	Spike Level	RL	Units	Result	% REC	% REC Limits	% RPD	RPD Limit	Data Qualifiers
Total Metals by SW 846 Series Methods										
Blank Analyzed: 01/28/10 (Lab Number:10A1662-BLK1, Batch: 10A1662)										
Arsenic			2.0	mg/kg wet	ND					
Reference Analyzed: 01/28/10 (Lab Number:10A1662-SRM1, Batch: 10A1662)										
Arsenic		107	2.0	mg/kg wet	92.7	87	69.3-129.9			

[redacted]

Chain of Custody Record

Temperature on Receipt _____

Drinking Water? Yes ☐ No ☐

TestAmerica

THE LEADER IN ENVIRONMENTAL TESTING

TAL-4124 (1007)

Client: Benchmark	Project Manager: Mike Lesakowski	Date: 1-27-10	Chain of Custody Number: 133667
Address: 2558 Hamburg Turnpike	Telephone Number (Area Code)/Fax Number: 716-225-3314	Lab Number:	Page 1 of 1
City: Buffalo / State: NY / Zip Code: 14218	Site Contact: Brock	Lab Contact: Brian Fisher	
Project Name and Location (State): 3807 Highland Ave. Ste (Solsil)	Carrier/Waybill Number:		
Contract/Purchase Order/Quote No.: 0193-001-300			

Sample I.D. No. and Description (Containers for each sample may be combined on one line)	Date	Time	Matrix: Air	Aqueous	Sed.	Soil	Containers & Preservatives: Unpres	H_2SO_4	HNO_3	HCl	NaOH	ZnAc/ NaOH	Analysis (Attach list if more space is needed): Arsenic	Special Instructions/ Conditions of Receipt
TP/SS-1 (10)	1-27-10	1015				X	X						X	

Possible Hazard Identification

☐ Non-Hazard ☐ Flammable ☐ Skin Irritant ☐ Poison B ☒ Unknown

Sample Disposal

☐ Return To Client ☒ Disposal By Lab ☐ Archive For _____ Months (A fee may be assessed if samples are retained longer than 1 month)

Turn Around Time Required

☐ 24 Hours ☒ 48 Hours ☐ 7 Days ☐ 14 Days ☐ 21 Days ☐ Other _____

QC Requirements (Specify): Cat B

	Relinquished By	Date	Time	Received By	Date	Time
1.	[signature]	1-27-10	1115	[signature]	01-27-10	11:15
2.	[signature]	01-27-10	12:00	[signature]	1/27/10	1200
3.	[signature]			[signature]		

Comments: 2.0°C

DISTRIBUTION: WHITE - Returned to Client with Report; CANARY - Stays with the Sample; PINK - Field Copy

Analytical Report

SDG Number: RTA0123

Project Description(s)

Work Order RTA0123 - Benchmark - Solsil site
Work Order RTA0231 - Benchmark - Solsil site
Work Order RTA0390 - Benchmark - Solsil site

For:

Mike Lesakowski

Benchmark Environmental & Engineering Science

2558 Hamburg Turnpike, Suite 300

Lackawanna, NY 14218



Brian Fischer

Project Manager

Brian.Fischer@testamericainc.com

Thursday, January 21, 2010

The test results in this report meet all NELAP requirements for analytes for which accreditation is required or available. Any exception to NELAP requirements are noted in this report. Persuant to NELAP, this report may not be reproduced, except in full, without the written approval of the laboratory. All questions regarding this test report should be directed to the TestAmerica Project manager who has signed this report.

Benchmark Environmental & Engineering Science
2558 Hamburg Turnpike, Suite 300
Lackawanna, NY 14218

SDG Number: RTA0123

Project: Benchmark - Solsil site
Project Number: TURN-0002

Received: 01/05/10-01/12/10
Reported: 01/21/10 09:27

TestAmerica Buffalo
Current Certifications

As of 1/27/2009

STATE	Program	Cert # / Lab ID
Arkansas	CWA, RCRA, SOIL	88-0686
California*	NELAP CWA, RCRA	01169CA
Connecticut	SDWA, CWA, RCRA, SOIL	PH-0568
Florida*	NELAP CWA, RCRA	E87672
Georgia*	SDWA,NELAP CWA, RCRA	956
Illinois*	NELAP SDWA, CWA, RCRA	200003
Iowa	SW/CS	374
Kansas*	NELAP SDWA, CWA, RCRA	E-10187
Kentucky	SDWA	90029
Kentucky UST	UST	30
Louisiana*	NELAP CWA, RCRA	2031
Maine	SDWA, CWA	NY0044
Maryland	SDWA	294
Massachusetts	SDWA, CWA	M-NY044
Michigan	SDWA	9937
Minnesota	SDWA,CWA, RCRA	036-999-337
New Hampshire*	NELAP SDWA, CWA	233701
New Jersey*	NELAP,SDWA, CWA, RCRA,	NY455
New York*	NELAP, AIR, SDWA, CWA, RCRA,CLP	10026
Oklahoma	CWA, RCRA	9421
Pennsylvania*	NELAP CWA,RCRA	68-00281
Tennessee	SDWA	02970
Texas*	NELAP CWA, RCRA	T104704412-08-TX
USDA	FOREIGN SOIL PERMIT	S-41579
USDOE	Department of Energy	DOECAP-STB
Virginia	SDWA	278
Washington*	NELAP CWA,RCRA	C1677
Wisconsin	CWA, RCRA	998310390
West Virginia	CWA,RCRA	252

*As required under the indicated accreditation, the test results in this report meet all NELAP requirements for parameters for which accre ditation is required or available. Any exceptions to NELAP requirements are noted in this report.

Benchmark Environmental & Engineering Science
2558 Hamburg Turnpike, Suite 300
Lackawanna, NY 14218

SDG Number: RTA0123

Project: Benchmark - Solsil site
Project Number: TURN-0002

Received: 01/05/10-01/12/10
Reported: 01/21/10 09:27

CASE NARRATIVE

According to 40CFR Part 136.3, pH, Chlorine Residual, Dissolved Oxygen, Sulfite, and Temperature analyses are to be performed immediately after aqueous sample collection. When these parameters are not indicated as field (e.g. field-pH), they were not analyzed immediately, but as soon as possible after laboratory receipt.

There are pertinent documents appended to this report, 4 pages, are included and are an integral part of this report.

Reproduction of this analytical report is permitted only in its entirety. This report shall not be reproduced except in full without the written approval of the laboratory.

TestAmerica Laboratories, Inc. certifies that the analytical results contained herein apply only to the samples tested as received by our Laboratory.

Benchmark Environmental & Engineering Science
2558 Hamburg Turnpike, Suite 300
Lackawanna, NY 14218

SDG Number: RTA0123

Project: Benchmark - Solsil site
Project Number: TURN-0002

Received: 01/05/10-01/12/10
Reported: 01/21/10 09:27

DATA QUALIFIERS AND DEFINITIONS

NR Any inclusion of NR indicates that the project specific requirements do not require reporting estimated values below the laboratory reporting limit.

ADDITIONAL COMMENTS

Results are reported on a wet weight basis unless otherwise noted.

Benchmark Environmental & Engineering Science
2558 Hamburg Turnpike, Suite 300
Lackawanna, NY 14218

SDG Number: RTA0123

Project: Benchmark - Solsil site
Project Number: TURN-0002

Received: 01/05/10-01/12/10
Reported: 01/21/10 09:27

Executive Summary - Detections

Analyte	Sample Result	Data Qualifiers	RL	Units	Dil Fac	Date Analyzed	Lab Tech	Batch	Method
Client ID: TP/SS-1 (1) (RTA0123-01 - Solid)					**Sampled: 01/04/10 10:30**			**Recvd: 01/05/10 15:55**	
Total Metals by SW 846 Series Methods									
Arsenic	**35.4**		2.5	mg/kg dry	1.00	01/06/10 14:04	DAN	10A0131	6010B
General Chemistry Parameters									
Percent Solids	**80**		0.010	%	1.00	01/07/10 11:22	JRR	10A0191	Dry Weight
Client ID: TP/SS-1 (2) (RTA0123-02 - Solid)					**Sampled: 01/04/10 10:40**			**Recvd: 01/05/10 15:55**	
Total Metals by SW 846 Series Methods									
Arsenic	**85.1**		2.1	mg/kg dry	1.00	01/06/10 14:09	DAN	10A0131	6010B
General Chemistry Parameters									
Percent Solids	**92**		0.010	%	1.00	01/07/10 11:24	JRR	10A0191	Dry Weight
Client ID: TP/SS-1 (3) (RTA0123-03 - Solid)					**Sampled: 01/04/10 10:45**			**Recvd: 01/05/10 15:55**	
Total Metals by SW 846 Series Methods									
Arsenic	**7.7**		2.4	mg/kg dry	1.00	01/06/10 14:14	DAN	10A0131	6010B
General Chemistry Parameters									
Percent Solids	**86**		0.010	%	1.00	01/07/10 11:26	JRR	10A0191	Dry Weight
Client ID: TP/SS-1 (4) (RTA0231-01 - Solid)					**Sampled: 01/04/10 10:55**			**Recvd: 01/05/10 15:55**	
Total Metals by SW 846 Series Methods									
Arsenic	**24.8**		2.4	mg/kg dry	1.00	01/08/10 12:13	DAN	10A0341	6010B
General Chemistry Parameters									
Percent Solids	**79**		0.010	%	1.00	01/08/10 08:07	KMB	10A0315	Dry Weight
Client ID: TP/SS-1 (5) (RTA0231-02 - Solid)					**Sampled: 01/04/10 11:05**			**Recvd: 01/05/10 15:55**	
Total Metals by SW 846 Series Methods									
Arsenic	**2.1**		2.1	mg/kg dry	1.00	01/08/10 12:18	DAN	10A0341	6010B
General Chemistry Parameters									
Percent Solids	**95**		0.010	%	1.00	01/08/10 08:09	KMB	10A0315	Dry Weight
Client ID: TP/SS-1 (6) (RTA0231-03 - Solid)					**Sampled: 01/04/10 11:11**			**Recvd: 01/05/10 15:55**	
Total Metals by SW 846 Series Methods									
Arsenic	**15.0**		2.5	mg/kg dry	1.00	01/08/10 12:36	DAN	10A0341	6010B
General Chemistry Parameters									
Percent Solids	**80**		0.010	%	1.00	01/08/10 08:11	KMB	10A0315	Dry Weight
Client ID: TP/SS-1 (7) (RTA0390-01 - Solid)					**Sampled: 01/04/10 13:35**			**Recvd: 01/05/10 15:55**	
Total Metals by SW 846 Series Methods									
Arsenic	**12.6**		2.3	mg/kg dry	1.00	01/13/10 14:24	DAN	10A0610	6010B
General Chemistry Parameters									
Percent Solids	**82**		0.010	%	1.00	01/13/10 15:06	JRR	10A0639	Dry Weight

Benchmark Environmental & Engineering Science
2558 Hamburg Turnpike, Suite 300
Lackawanna, NY 14218

SDG Number: RTA0123

Project: Benchmark - Solsil site
Project Number: TURN-0002

Received: 01/05/10-01/12/10
Reported: 01/21/10 09:27

Executive Summary - Detections

Analyte	Sample Result	Data Qualifiers	RL	Units	Dil Fac	Date Analyzed	Lab Tech	Batch	Method
Client ID: TP/SS-1 (8) (RTA0390-02 - Solid)				**Sampled: 01/04/10 14:01**		**Recvd: 01/05/10 15:55**			
Total Metals by SW 846 Series Methods									
Arsenic	**8.4**		2.0	mg/kg dry	1.00	01/13/10 14:49	DAN	10A0610	6010B
General Chemistry Parameters									
Percent Solids	**94**		0.010	%	1.00	01/13/10 15:08	JRR	10A0639	Dry Weight
Client ID: TP/SS-1 (9) (RTA0390-03 - Solid)				**Sampled: 01/04/10 13:56**		**Recvd: 01/05/10 15:55**			
Total Metals by SW 846 Series Methods									
Arsenic	**25.8**		2.3	mg/kg dry	1.00	01/13/10 15:11	DAN	10A0610	6010B
General Chemistry Parameters									
Percent Solids	**84**		0.010	%	1.00	01/13/10 15:10	JRR	10A0639	Dry Weight
Client ID: TP/SS-5 (1) (RTA0123-04 - Solid)				**Sampled: 01/04/10 12:30**		**Recvd: 01/05/10 15:55**			
Total Metals by SW 846 Series Methods									
Arsenic	**58.8**		2.1	mg/kg dry	1.00	01/06/10 14:19	DAN	10A0131	6010B
General Chemistry Parameters									
Percent Solids	**89**		0.010	%	1.00	01/07/10 11:28	JRR	10A0191	Dry Weight
Client ID: TP/SS-5 (2) (RTA0123-05 - Solid)				**Sampled: 01/04/10 12:37**		**Recvd: 01/05/10 15:55**			
Total Metals by SW 846 Series Methods									
Arsenic	**35.9**		2.1	mg/kg dry	1.00	01/06/10 14:40	DAN	10A0131	6010B
General Chemistry Parameters									
Percent Solids	**95**		0.010	%	1.00	01/07/10 11:30	JRR	10A0191	Dry Weight
Client ID: TP/SS-5 (3) (RTA0123-06 - Solid)				**Sampled: 01/04/10 13:03**		**Recvd: 01/05/10 15:55**			
Total Metals by SW 846 Series Methods									
Arsenic	**10.6**		2.1	mg/kg dry	1.00	01/06/10 14:45	DAN	10A0131	6010B
General Chemistry Parameters									
Percent Solids	**91**		0.010	%	1.00	01/07/10 11:32	JRR	10A0191	Dry Weight
Client ID: TP/SS-5 (4) (RTA0231-04 - Solid)				**Sampled: 01/04/10 12:55**		**Recvd: 01/05/10 15:55**			
Total Metals by SW 846 Series Methods									
Arsenic	**10.8**		2.3	mg/kg dry	1.00	01/08/10 12:41	DAN	10A0341	6010B
General Chemistry Parameters									
Percent Solids	**85**		0.010	%	1.00	01/08/10 08:13	KMB	10A0315	Dry Weight
Client ID: TP/SS-5 (5) (RTA0231-05 - Solid)				**Sampled: 01/04/10 13:15**		**Recvd: 01/05/10 15:55**			
Total Metals by SW 846 Series Methods									
Arsenic	**15.0**		2.3	mg/kg dry	1.00	01/08/10 12:46	DAN	10A0341	6010B
General Chemistry Parameters									
Percent Solids	**88**		0.010	%	1.00	01/08/10 08:15	KMB	10A0315	Dry Weight

Benchmark Environmental & Engineering Science
2558 Hamburg Turnpike, Suite 300
Lackawanna, NY 14218

SDG Number: RTA0123

Project: Benchmark - Solsil site
Project Number: TURN-0002

Received: 01/05/10-01/12/10
Reported: 01/21/10 09:27

Sample Summary

Sample Identification	Lab Number	Client Matrix	Date/Time Sampled	Date/Time Received	Sample Qualifiers
TP/SS-1 (1)	RTA0123-01	Solid	01/04/10 10:30	01/05/10 15:55	
TP/SS-1 (2)	RTA0123-02	Solid	01/04/10 10:40	01/05/10 15:55	
TP/SS-1 (3)	RTA0123-03	Solid	01/04/10 10:45	01/05/10 15:55	
TP/SS-1 (4)	RTA0231-01	Solid	01/04/10 10:55	01/07/10 16:30	
TP/SS-1 (5)	RTA0231-02	Solid	01/04/10 11:05	01/07/10 16:30	
TP/SS-1 (6)	RTA0231-03	Solid	01/04/10 11:11	01/07/10 16:30	
TP/SS-1 (7)	RTA0390-01	Solid	01/04/10 13:35	01/12/10 15:15	
TP/SS-1 (8)	RTA0390-02	Solid	01/04/10 14:01	01/12/10 15:15	
TP/SS-1 (9)	RTA0390-03	Solid	01/04/10 13:56	01/12/10 15:15	
TP/SS-5 (1)	RTA0123-04	Solid	01/04/10 12:30	01/05/10 15:55	
TP/SS-5 (2)	RTA0123-05	Solid	01/04/10 12:37	01/05/10 15:55	
TP/SS-5 (3)	RTA0123-06	Solid	01/04/10 13:03	01/05/10 15:55	
TP/SS-5 (4)	RTA0231-04	Solid	01/04/10 12:55	01/07/10 16:30	
TP/SS-5 (5)	RTA0231-05	Solid	01/04/10 13:15	01/07/10 16:30	

Benchmark Environmental & Engineering Science
2558 Hamburg Turnpike, Suite 300
Lackawanna, NY 14218

SDG Number: RTA0123

Project: Benchmark - Solsil site
Project Number: TURN-0002

Received: 01/05/10-01/12/10
Reported: 01/21/10 09:27

Analytical Report

Analyte	Sample Result	Data Qualifiers	RL	Units	Dil Fac	Date Analyzed	Lab Tech	Batch	Method
Client ID: TP/SS-1 (1) (RTA0123-01 - Solid)					**Sampled: 01/04/10 10:30**		**Recvd: 01/05/10 15:55**		
Total Metals by SW 846 Series Methods									
Arsenic	**35.4**		2.5	mg/kg dry	1.00	01/06/10 14:04	DAN	10A0131	6010B
General Chemistry Parameters									
Percent Solids	**80**		0.010	%	1.00	01/07/10 11:22	JRR	10A0191	Dry Weight

Benchmark Environmental & Engineering Science
2558 Hamburg Turnpike, Suite 300
Lackawanna, NY 14218

SDG Number: RTA0123

Project: Benchmark - Solsil site
Project Number: TURN-0002

Received: 01/05/10-01/12/10
Reported: 01/21/10 09:27

Analytical Report

Analyte	Sample Result	Data Qualifiers	RL	Units	Dil Fac	Date Analyzed	Lab Tech	Batch	Method
Client ID: TP/SS-1 (2) (RTA0123-02 - Solid)					**Sampled: 01/04/10 10:40**		**Recvd: 01/05/10 15:55**		
Total Metals by SW 846 Series Methods									
Arsenic	**85.1**		2.1	mg/kg dry	1.00	01/06/10 14:09	DAN	10A0131	6010B
General Chemistry Parameters									
Percent Solids	**92**		0.010	%	1.00	01/07/10 11:24	JRR	10A0191	Dry Weight

Benchmark Environmental & Engineering Science
2558 Hamburg Turnpike, Suite 300
Lackawanna, NY 14218

SDG Number: RTA0123

Project: Benchmark - Solsil site
Project Number: TURN-0002

Received: 01/05/10-01/12/10
Reported: 01/21/10 09:27

Analytical Report

Analyte	Sample Result	Data Qualifiers	RL	Units	Dil Fac	Date Analyzed	Lab Tech	Batch	Method
Client ID: TP/SS-1 (3) (RTA0123-03 - Solid)					**Sampled: 01/04/10 10:45**		**Recvd: 01/05/10 15:55**		
Total Metals by SW 846 Series Methods									
Arsenic	**7.7**		2.4	mg/kg dry	1.00	01/06/10 14:14	DAN	10A0131	6010B
General Chemistry Parameters									
Percent Solids	**86**		0.010	%	1.00	01/07/10 11:26	JRR	10A0191	Dry Weight

Benchmark Environmental & Engineering Science
2558 Hamburg Turnpike, Suite 300
Lackawanna, NY 14218

SDG Number: RTA0123

Project: Benchmark - Solsil site
Project Number: TURN-0002

Received: 01/05/10-01/12/10
Reported: 01/21/10 09:27

Analytical Report

Analyte	Sample Result	Data Qualifiers	RL	Units	Dil Fac	Date Analyzed	Lab Tech	Batch	Method
Client ID: TP/SS-1 (4) (RTA0231-01 - Solid)					**Sampled: 01/04/10 10:55**		**Recvd: 01/05/10 15:55**		
Total Metals by SW 846 Series Methods									
Arsenic	**24.8**		2.4	mg/kg dry	1.00	01/08/10 12:13	DAN	10A0341	6010B
General Chemistry Parameters									
Percent Solids	**79**		0.010	%	1.00	01/08/10 08:07	KMB	10A0315	Dry Weight

Benchmark Environmental & Engineering Science
2558 Hamburg Turnpike, Suite 300
Lackawanna, NY 14218

SDG Number: RTA0123

Project: Benchmark - Solsil site
Project Number: TURN-0002

Received: 01/05/10-01/12/10
Reported: 01/21/10 09:27

Analytical Report

Analyte	Sample Result	Data Qualifiers	RL	Units	Dil Fac	Date Analyzed	Lab Tech	Batch	Method
Client ID: TP/SS-1 (5) (RTA0231-02 - Solid)					**Sampled: 01/04/10 11:05**		**Recvd: 01/05/10 15:55**		
Total Metals by SW 846 Series Methods									
Arsenic	**2.1**		2.1	mg/kg dry	1.00	01/08/10 12:18	DAN	10A0341	6010B
General Chemistry Parameters									
Percent Solids	**95**		0.010	%	1.00	01/08/10 08:09	KMB	10A0315	Dry Weight

Benchmark Environmental & Engineering Science
2558 Hamburg Turnpike, Suite 300
Lackawanna, NY 14218

SDG Number: RTA0123

Project: Benchmark - Solsil site
Project Number: TURN-0002

Received: 01/05/10-01/12/10
Reported: 01/21/10 09:27

Analytical Report

Analyte	Sample Result	Data Qualifiers	RL	Units	Dil Fac	Date Analyzed	Lab Tech	Batch	Method
Client ID: TP/SS-1 (6) (RTA0231-03 - Solid)					**Sampled: 01/04/10 11:11**		**Recvd: 01/05/10 15:55**		
Total Metals by SW 846 Series Methods									
Arsenic	**15.0**		2.5	mg/kg dry	1.00	01/08/10 12:36	DAN	10A0341	6010B
General Chemistry Parameters									
Percent Solids	**80**		0.010	%	1.00	01/08/10 08:11	KMB	10A0315	Dry Weight

Benchmark Environmental & Engineering Science
2558 Hamburg Turnpike, Suite 300
Lackawanna, NY 14218

SDG Number: RTA0123

Project: Benchmark - Solsil site
Project Number: TURN-0002

Received: 01/05/10-01/12/10
Reported: 01/21/10 09:27

Analytical Report

Analyte	Sample Result	Data Qualifiers	RL	Units	Dil Fac	Date Analyzed	Lab Tech	Batch	Method
Client ID: TP/SS-1 (7) (RTA0390-01 - Solid)					**Sampled: 01/04/10 13:35**		**Recvd: 01/05/10 15:55**		
Total Metals by SW 846 Series Methods									
Arsenic	**12.6**		2.3	mg/kg dry	1.00	01/13/10 14:24	DAN	10A0610	6010B
General Chemistry Parameters									
Percent Solids	**82**		0.010	%	1.00	01/13/10 15:06	JRR	10A0639	Dry Weight

Benchmark Environmental & Engineering Science
2558 Hamburg Turnpike, Suite 300
Lackawanna, NY 14218

SDG Number: RTA0123

Project: Benchmark - Solsil site
Project Number: TURN-0002

Received: 01/05/10-01/12/10
Reported: 01/21/10 09:27

Analytical Report

Analyte	Sample Result	Data Qualifiers	RL	Units	Dil Fac	Date Analyzed	Lab Tech	Batch	Method
Client ID: TP/SS-1 (8) (RTA0390-02 - Solid)					**Sampled: 01/04/10 14:01**		**Recvd: 01/05/10 15:55**		
Total Metals by SW 846 Series Methods									
Arsenic	**8.4**		2.0	mg/kg dry	1.00	01/13/10 14:49	DAN	10A0610	6010B
General Chemistry Parameters									
Percent Solids	**94**		0.010	%	1.00	01/13/10 15:08	JRR	10A0639	Dry Weight

Benchmark Environmental & Engineering Science
2558 Hamburg Turnpike, Suite 300
Lackawanna, NY 14218

SDG Number: RTA0123

Project: Benchmark - Solsil site
Project Number: TURN-0002

Received: 01/05/10-01/12/10
Reported: 01/21/10 09:27

Analytical Report

Analyte	Sample Result	Data Qualifiers	RL	Units	Dil Fac	Date Analyzed	Lab Tech	Batch	Method
Client ID: TP/SS-1 (9) (RTA0390-03 - Solid)					**Sampled: 01/04/10 13:56**		**Recvd: 01/05/10 15:55**		
Total Metals by SW 846 Series Methods									
Arsenic	**25.8**		2.3	mg/kg dry	1.00	01/13/10 15:11	DAN	10A0610	6010B
General Chemistry Parameters									
Percent Solids	**84**		0.010	%	1.00	01/13/10 15:10	JRR	10A0639	Dry Weight

Benchmark Environmental & Engineering Science
2558 Hamburg Turnpike, Suite 300
Lackawanna, NY 14218

SDG Number: RTA0123

Project: Benchmark - Solsil site
Project Number: TURN-0002

Received: 01/05/10-01/12/10
Reported: 01/21/10 09:27

Analytical Report

Analyte	Sample Result	Data Qualifiers	RL	Units	Dil Fac	Date Analyzed	Lab Tech	Batch	Method
Client ID: TP/SS-5 (1) (RTA0123-04 - Solid)					**Sampled: 01/04/10 12:30**		**Recvd: 01/05/10 15:55**		
Total Metals by SW 846 Series Methods									
Arsenic	**58.8**		2.1	mg/kg dry	1.00	01/06/10 14:19	DAN	10A0131	6010B
General Chemistry Parameters									
Percent Solids	**89**		0.010	%	1.00	01/07/10 11:28	JRR	10A0191	Dry Weight

Benchmark Environmental & Engineering Science
2558 Hamburg Turnpike, Suite 300
Lackawanna, NY 14218

SDG Number: RTA0123

Project: Benchmark - Solsil site
Project Number: TURN-0002

Received: 01/05/10-01/12/10
Reported: 01/21/10 09:27

Analytical Report

Analyte	Sample Result	Data Qualifiers	RL	Units	Dil Fac	Date Analyzed	Lab Tech	Batch	Method
Client ID: TP/SS-5 (2) (RTA0123-05 - Solid)					**Sampled: 01/04/10 12:37**		**Recvd: 01/05/10 15:55**		
Total Metals by SW 846 Series Methods									
Arsenic	**35.9**		2.1	mg/kg dry	1.00	01/06/10 14:40	DAN	10A0131	6010B
General Chemistry Parameters									
Percent Solids	**95**		0.010	%	1.00	01/07/10 11:30	JRR	10A0191	Dry Weight

Benchmark Environmental & Engineering Science
2558 Hamburg Turnpike, Suite 300
Lackawanna, NY 14218

SDG Number: RTA0123

Project: Benchmark - Solsil site
Project Number: TURN-0002

Received: 01/05/10-01/12/10
Reported: 01/21/10 09:27

Analytical Report

Analyte	Sample Result	Data Qualifiers	RL	Units	Dil Fac	Date Analyzed	Lab Tech	Batch	Method
Client ID: TP/SS-5 (3) (RTA0123-06 - Solid)					**Sampled: 01/04/10 13:03**		**Recvd: 01/05/10 15:55**		
Total Metals by SW 846 Series Methods									
Arsenic	**10.6**		2.1	mg/kg dry	1.00	01/06/10 14:45	DAN	10A0131	6010B
General Chemistry Parameters									
Percent Solids	**91**		0.010	%	1.00	01/07/10 11:32	JRR	10A0191	Dry Weight

Benchmark Environmental & Engineering Science
2558 Hamburg Turnpike, Suite 300
Lackawanna, NY 14218

SDG Number: RTA0123

Project: Benchmark - Solsil site
Project Number: TURN-0002

Received: 01/05/10-01/12/10
Reported: 01/21/10 09:27

Analytical Report

Analyte	Sample Result	Data Qualifiers	RL	Units	Dil Fac	Date Analyzed	Lab Tech	Batch	Method
Client ID: TP/SS-5 (4) (RTA0231-04 - Solid)					**Sampled: 01/04/10 12:55**		**Recvd: 01/05/10 15:55**		
Total Metals by SW 846 Series Methods									
Arsenic	**10.8**		2.3	mg/kg dry	1.00	01/08/10 12:41	DAN	10A0341	6010B
General Chemistry Parameters									
Percent Solids	**85**		0.010	%	1.00	01/08/10 08:13	KMB	10A0315	Dry Weight

Benchmark Environmental & Engineering Science
2558 Hamburg Turnpike, Suite 300
Lackawanna, NY 14218

SDG Number: RTA0123

Project: Benchmark - Solsil site
Project Number: TURN-0002

Received: 01/05/10-01/12/10
Reported: 01/21/10 09:27

Analytical Report

Analyte	Sample Result	Data Qualifiers	RL	Units	Dil Fac	Date Analyzed	Lab Tech	Batch	Method
Client ID: TP/SS-5 (5) (RTA0231-05 - Solid)					**Sampled: 01/04/10 13:15**		**Recvd: 01/05/10 15:55**		
Total Metals by SW 846 Series Methods									
Arsenic	**15.0**		2.3	mg/kg dry	1.00	01/08/10 12:46	DAN	10A0341	6010B
General Chemistry Parameters									
Percent Solids	**88**		0.010	%	1.00	01/08/10 08:15	KMB	10A0315	Dry Weight

Benchmark Environmental & Engineering Science
2558 Hamburg Turnpike, Suite 300
Lackawanna, NY 14218

SDG Number: RTA0123

Project: Benchmark - Solsil site
Project Number: TURN-0002

Received: 01/05/10-01/12/10
Reported: 01/21/10 09:27

SAMPLE EXTRACTION DATA

Parameter	Batch	Lab Number	Wt/Vol Extracte	Units	Extract Volume	Units	Date Prepared	Lab Tech	Extraction Method
General Chemistry Parameters									
Dry Weight	10A0191	RTA0123-01	10.00	g	10.00	g	01/06/10 10:06	JRR	Dry Weight
Dry Weight	10A0191	RTA0123-02	10.00	g	10.00	g	01/06/10 10:06	JRR	Dry Weight
Dry Weight	10A0191	RTA0123-03	10.00	g	10.00	g	01/06/10 10:06	JRR	Dry Weight
Dry Weight	10A0191	RTA0123-04	10.00	g	10.00	g	01/06/10 10:06	JRR	Dry Weight
Dry Weight	10A0191	RTA0123-05	10.00	g	10.00	g	01/06/10 10:06	JRR	Dry Weight
Dry Weight	10A0191	RTA0123-06	10.00	g	10.00	g	01/06/10 10:06	JRR	Dry Weight
Total Metals by SW 846 Series Methods									
6010B	10A0131	RTA0123-03	0.49	g	50.00	mL	01/06/10 08:00	KCW	3050B
6010B	10A0131	RTA0123-01	0.50	g	50.00	mL	01/06/10 08:00	KCW	3050B
6010B	10A0131	RTA0123-05	0.51	g	50.00	mL	01/06/10 08:00	KCW	3050B
6010B	10A0131	RTA0123-02	0.52	g	50.00	mL	01/06/10 08:00	KCW	3050B
6010B	10A0131	RTA0123-06	0.53	g	50.00	mL	01/06/10 08:00	KCW	3050B
6010B	10A0131	RTA0123-04	0.53	g	50.00	mL	01/06/10 08:00	KCW	3050B

SAMPLE EXTRACTION DATA

Parameter	Batch	Lab Number	Wt/Vol Extracte	Units	Extract Volume	Units	Date Prepared	Lab Tech	Extraction Method
General Chemistry Parameters									
Dry Weight	10A0315	RTA0231-01	10.00	g	10.00	g	01/07/10 21:17	KMB	Dry Weight
Dry Weight	10A0315	RTA0231-02	10.00	g	10.00	g	01/07/10 21:17	KMB	Dry Weight
Dry Weight	10A0315	RTA0231-03	10.00	g	10.00	g	01/07/10 21:17	KMB	Dry Weight
Dry Weight	10A0315	RTA0231-04	10.00	g	10.00	g	01/07/10 21:17	KMB	Dry Weight
Dry Weight	10A0315	RTA0231-05	10.00	g	10.00	g	01/07/10 21:17	KMB	Dry Weight
Total Metals by SW 846 Series Methods									
6010B	10A0341	RTA0231-05	0.50	g	50.00	mL	01/08/10 08:30	KCW	3050B
6010B	10A0341	RTA0231-03	0.50	g	50.00	mL	01/08/10 08:30	KCW	3050B
6010B	10A0341	RTA0231-02	0.51	g	50.00	mL	01/08/10 08:30	KCW	3050B
6010B	10A0341	RTA0231-04	0.51	g	50.00	mL	01/08/10 08:30	KCW	3050B
6010B	10A0341	RTA0231-01	0.53	g	50.00	mL	01/08/10 08:30	KCW	3050B

SAMPLE EXTRACTION DATA

Parameter	Batch	Lab Number	Wt/Vol Extracte	Units	Extract Volume	Units	Date Prepared	Lab Tech	Extraction Method
General Chemistry Parameters									
Dry Weight	10A0639	RTA0390-01	10.00	g	10.00	g	01/13/10 11:25	JRR	Dry Weight
Dry Weight	10A0639	RTA0390-02	10.00	g	10.00	g	01/13/10 11:25	JRR	Dry Weight
Dry Weight	10A0639	RTA0390-03	10.00	g	10.00	g	01/13/10 11:25	JRR	Dry Weight
Total Metals by SW 846 Series Methods									

Benchmark Environmental & Engineering Science
2558 Hamburg Turnpike, Suite 300
Lackawanna, NY 14218

SDG Number: RTA0123

Project: Benchmark - Solsil site
Project Number: TURN-0002

Received: 01/05/10-01/12/10
Reported: 01/21/10 09:27

SAMPLE EXTRACTION DATA

Parameter	Batch	Lab Number	Wt/Vol Extracte	Units	Extract Volume	Units	Date Prepared	Lab Tech	Extraction Method
6010B	10A0610	RTA0390-03	0.52	g	50.00	mL	01/13/10 09:50	JRK	3050B
6010B	10A0610	RTA0390-01	0.53	g	50.00	mL	01/13/10 09:50	JRK	3050B
6010B	10A0610	RTA0390-02	0.53	g	50.00	mL	01/13/10 09:50	JRK	3050B

Benchmark Environmental & Engineering Science
2558 Hamburg Turnpike, Suite 300
Lackawanna, NY 14218

SDG Number: RTA0123

Project: Benchmark - Solsil site
Project Number: TURN-0002

Received: 01/05/10-01/12/10
Reported: 01/21/10 09:27

LABORATORY QC DATA

Analyte	Source Result	Spike Level	RL	Units	Result	% REC	% REC Limits	% RPD	RPD Limit	Data Qualifiers
Total Metals by SW 846 Series Methods										
Blank Analyzed: 01/06/10 (Lab Number:10A0131-BLK1, Batch: 10A0131)										
Arsenic			1.9	mg/kg wet	ND					
Reference Analyzed: 01/06/10 (Lab Number:10A0131-SRM1, Batch: 10A0131)										
Arsenic		104	1.9	mg/kg wet	103	99	69.3-129.9			
Total Metals by SW 846 Series Methods										
Blank Analyzed: 01/08/10 (Lab Number:10A0341-BLK1, Batch: 10A0341)										
Arsenic			2.0	mg/kg wet	ND					
Reference Analyzed: 01/08/10 (Lab Number:10A0341-SRM1, Batch: 10A0341)										
Arsenic		107	2.0	mg/kg wet	96.2	90	69.3-129.9			
Total Metals by SW 846 Series Methods										
Blank Analyzed: 01/13/10 (Lab Number:10A0610-BLK1, Batch: 10A0610)										
Arsenic			2.0	mg/kg wet	ND					
Matrix Spike Analyzed: 01/13/10 (Lab Number:10A0610-MS1, Batch: 10A0610)										
QC Source Sample: RTA0390-01										
Arsenic	12.6	46.3	2.3	mg/kg dry	49.1	79	75-125			
Matrix Spike Dup Analyzed: 01/13/10 (Lab Number:10A0610-MSD1, Batch: 10A0610)										
QC Source Sample: RTA0390-01										
Arsenic	12.6	48.6	2.4	mg/kg dry	52.7	82	75-125	7	20	
Reference Analyzed: 01/13/10 (Lab Number:10A0610-SRM1, Batch: 10A0610)										
Arsenic		106	2.0	mg/kg wet	93.2	88	69.3-129.9			

Chain of Custody Record

Temperature on Receipt _____

Drinking Water? Yes ☐ No ☒

TestAmerica
THE LEADER IN ENVIRONMENTAL TESTING

TAL-4124 (1007)

Client: Benchmark Eng	Project Manager: Mike Lesalcoundra	Date: 1/4/10	Chain of Custody Number: 148976
Address: 2558 Hamburg Turn Pike	Telephone Number (Area Code)/Fax Number: (716) 856-0599	Lab Number:	Page 1 of 1
City: Lackawanna / State: NY / Zip Code: 14218	Site Contact: T. Behrendt	Lab Contact: B. Fisch	
Project Name and Location (State): Solvay IRM	Carrier/Waybill Number:		
Contract/Purchase Order/Quote No.			

Sample I.D. No. and Description (Containers for each sample may be combined on one line)	Date	Time	Matrix: Air	Aqueous	Sed.	Soil	Containers & Preservatives: Unpres.	HNO3	HNO3	HCl	NaOH	ZnAc/ NaOH	Analysis (Attach list if more space is needed): TAL	Special Instructions/ Conditions of Receipt
TP/SS-1 (1)	1/4/10	1030				X	X						1	
TP/SS-1 (2)		1040				X	X						1	
TP/SS-1 (3)		1045				X	X						1	
TP/SS-1 (4)		1055				X	X						1	Hold
TP/SS-1 (5)		1105				X	X						1	Hold
TP/SS-1 (6)		1111				X	X						2	Hold
TP/SS-1 (7)		1335				X	X						1	Hold
TP/SS-1 (8)		1401				X	X						1	Hold
TP/SS-1 (9)		1356				X	X						1	Hold
TP/SS-5 (1)		1230				X	X						1	
TP/SS-5 (2)		1237				X	X						1	
TP/SS-5 (3)	↓	1303				X	X						1	

Possible Hazard Identification
☐ Non-Hazard ☐ Flammable ☐ Skin Irritant ☐ Poison B ☒ Unknown

Sample Disposal
☐ Return To Client ☐ Disposal By Lab ☐ Archive For _____ Months (A fee may be assessed if samples are retained longer than 1 month)

Turn Around Time Required
☐ 24 Hours ☒ 48 Hours ☐ 7 Days ☐ 14 Days ☐ 21 Days ☐ Other _____

QC Requirements (Specify)

	Date	Time		Date	Time
1. Relinquished By	1/5/10	1555	1. Received By	1/5/10	1855
2. Relinquished By			2. Received By		
3. Relinquished By			3. Received By		

Comments: 2.0°

DISTRIBUTION: WHITE - Returned to Client with Report; CANARY - Stays with the Sample; PINK - Field Copy

Chain of Custody Record

Temperature on Receipt _ _

Drinking Water? Yes ☐ No ☐

TestAmerica

THE LEADER IN ENVIRONMENTAL TESTING

TAL-4124 (1007)

Client

Project Manager

Date 1/6

Chain of Custody Number 148976

Address

Telephone Number (Area Code)/Fax Number

Lab Number

Page _____ of _____

City | State | Zip Code

Site Contact | Lab Contact

Analysis (Attach list if more space is needed)

Project Name and Location (State)

Carrier/Waybill Number

Contract/Purchase Order/Quote No

Special Instructions/ Conditions of Receipt

Sample I.D. No. and Description (Containers for each sample may be combined on one line)	Date	Time	Matrix: Air	Aqueous	Sed	Soil	Containers & Preservatives: Unpres	H2SO4	HNO3	HCl	NaOH	ZnAc/ NaOH	
	1/4/10	1030			X	X							Hold
		1040			X	X							Hold
		1045			X	X							Hold
		1055			X	X							Hold
		1105			X	X							Hold
		1111			X	X							Hold
		1115			X	X							Hold
		1124			X	X							Hold
		1135			X	X							Hold
		1250			X	X							Hold
		1237			X	X							Hold
		1320			X	X							Hold

Possible Hazard Identification

☐ Non-Hazard ☐ Flammable ☐ Skin Irritant ☐ Poison B ☐ Unknown

Sample Disposal

☐ Return To Client ☐ Disposal By Lab ☐ Archive For _ _ Months (A fee may be assessed if samples are retained longer than 1 month)

Turn Around Time Required

☐ 24 Hours ☐ 48 Hours ☐ 7 Days ☐ 14 Days ☐ 21 Days ☐ Other

QC Requirements (Specify)

	Date	Time		Date	Time
1. Relinquished By	1/6/10		1. Received By		
2. Relinquished By			2. Received By		
3. Relinquished By			3. Received By		

Comments

DISTRIBUTION: WHITE - Returned to Client with Report; CANARY - Stays with the Sample; PINK - Field Copy

[redacted]

Chain of Custody Record

Temperature on Receipt _____

Drinking Water? Yes ☐ No ☒

TestAmerica

THE LEADER IN ENVIRONMENTAL TESTING

TAL-4124 (1007)

Client: Benchmark Eng	Project Manager: Mike Lesakowski	Date: 1/4/10	Chain of Custody Number: 148977
Address: 2558 Hamburg Turnpike	Telephone Number (Area Code)/Fax Number: (716) 856-0599	Lab Number:	Page 1 of 1
City: Lackawanna; State: NY; Zip Code: 14218	Site Contact: T. Behnert; Lab Contact: B. Fisch		
Project Name and Location (State): Solsil IRM	Carrier/Waybill Number:		
Contract/Purchase Order/Quote No:			

Analysis (Attach list if more space is needed)

Sample I.D. No. and Description (Containers for each sample may be combined on one line)	Date	Time	Matrix: Air	Aqueous	Sed.	Soil	Containers & Preservatives: Unpres.	H2SO4	HNO3	HCl	NaOH	ZnAc/NaOH	T. As	Special Instructions/ Conditions of Receipt
TP/SS-5 (4)	1/4/10	1255				X	X						1	Hold
TP/SS-5 (5)	1/4/10	1313				X	X						1	Hold

Possible Hazard Identification: ☒ Non-Hazard ☐ Flammable ☐ Skin Irritant ☐ Poison B ☒ Unknown

Sample Disposal: ☐ Return To Client ☐ Disposal By Lab ☐ Archive For _____ Months (A fee may be assessed if samples are retained longer than 1 month)

Turn Around Time Required: ☐ 24 Hours ☒ 48 Hours ☐ 7 Days ☐ 14 Days ☐ 21 Days ☐ Other _____

QC Requirements (Specify)

	Date	Time		Date	Time
1. Relinquished By: [signature]	1/5/10	1555	1. Received By: [signature]	1/5/10	1555
2. Relinquished By:			2. Received By:		
3. Relinquished By:			3. Received By:		

Comments: 2.0°C

DISTRIBUTION: WHITE - Returned to Client with Report; CANARY - Stays with the Sample; PINK - Field Copy

27/545

[redacted]

Chain of Custody Record

Temperature on Receipt _____

Drinking Water? Yes ☐ No ☒

TestAmerica

THE LEADER IN ENVIRONMENTAL TESTING

TAL-4124 (1007)

Client: Benchmark Eng	Project Manager: Mike Lesakoadan	Date: 1/4/10	Chain of Custody Number: 148976
Address: 2558 Hamburg Turnpike	Telephone Number (Area Code)/Fax Number: (716) 856-0599	Lab Number:	Page 1 of 1
City: Lackawanna; State: NY; Zip Code: 14218	Site Contact: T. Behrendt; Lab Contact: B. Fisch		
Project Name and Location (State): Solsil IRM	Carrier/Waybill Number:		
Contract/Purchase Order/Quote No.:			

Sample I.D. No. and Description (Containers for each sample may be combined on one line)	Date	Time	Matrix: Air	Aqueous	Sed.	Soil	Containers & Preservatives: Unpres.	H2SO4	HNO3	HCl	NaOH	ZnAc/NaOH	Analysis (Attach list if more space is needed): T. As	Special Instructions/ Conditions of Receipt
TP/SS-1 (1)	1/4/10	1030				X	X						1	
TP/SS-1 (2)		1040				X	X						1	
TP/SS-1 (3)		1045				X	X						1	
TP/SS-1 (4)		1055				X	X						1	Hold
TP/SS-1 (5)		1105				X	X						1	Hold
TP/SS-1 (6)		1111				X	X						1	Hold
TP/SS-1 (7)		1335				X	X						1	Hold
TP/SS-1 (8)		1401				X	X						1	Hold
TP/SS-1 (9)		1356				X	X						1	Hold
TP/SS-5 (1)		1230				X	X						1	
TP/SS-5 (2)		1237				X	X						1	
TP/SS-5 (3)		1303				X	X						1	

Possible Hazard Identification: ☐ Non-Hazard ☐ Flammable ☐ Skin Irritant ☐ Poison B ☒ Unknown

Sample Disposal: ☐ Return To Client ☐ Disposal By Lab ☐ Archive For _____ Months (A fee may be assessed if samples are retained longer than 1 month)

Turn Around Time Required: ☐ 24 Hours ☒ 48 Hours ☐ 7 Days ☐ 14 Days ☐ 21 Days ☐ Other _____

QC Requirements (Specify):

	Date	Time		Date	Time
1. Relinquished By: [signature]	1/5/10	1555	1. Received By: [signature]	1/5/10	1855
2. Relinquished By:			2. Received By:		
3. Relinquished By:			3. Received By:		

Comments: 2.0°

DISTRIBUTION: WHITE - Returned to Client with Report; CANARY - Stays with the Sample; PINK - Field Copy

TestAmerica
THE LEADER IN ENVIRONMENTAL TESTING

Analytical Report

SDG Number: RTA1147

Project Description(s)

Work Order RTA1147 - Benchmark - Solsil site
Work Order RTB0194 - Benchmark - Solsil site

For:

Mike Lesakowski

Benchmark Environmental & Engineering Science

2558 Hamburg Turnpike, Suite 300

Lackawanna, NY 14218

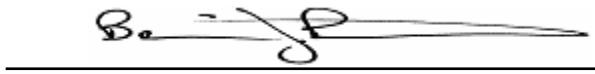

Brian Fischer

Project Manager

Brian.Fischer@testamericainc.com

Wednesday, February 10, 2010

The test results in this report meet all NELAP requirements for analytes for which accreditation is required or available. Any exception to NELAP requirements are noted in this report. Persuant to NELAP, this report may not be reproduced, except in full, without the written approval of the laboratory. All questions regarding this test report should be directed to the TestAmerica Project manager who has signed this report.

TestAmerica
THE LEADER IN ENVIRONMENTAL TESTING

Benchmark Environmental & Engineering Science
2558 Hamburg Turnpike, Suite 300
Lackawanna, NY 14218

SDG Number: RTA1147

Project: Benchmark - Solsil site
Project Number: TURN-0002

Received: 01/28/10-02/01/10
Reported: 02/10/10 14:54

TestAmerica Buffalo
Current Certifications

As of 1/27/2009

STATE	Program	Cert # / Lab ID
Arkansas	CWA, RCRA, SOIL	88-0686
California*	NELAP CWA, RCRA	01169CA
Connecticut	SDWA, CWA, RCRA, SOIL	PH-0568
Florida*	NELAP CWA, RCRA	E87672
Georgia*	SDWA,NELAP CWA, RCRA	956
Illinois*	NELAP SDWA, CWA, RCRA	200003
Iowa	SW/CS	374
Kansas*	NELAP SDWA, CWA, RCRA	E-10187
Kentucky	SDWA	90029
Kentucky UST	UST	30
Louisiana*	NELAP CWA, RCRA	2031
Maine	SDWA, CWA	NY0044
Maryland	SDWA	294
Massachusetts	SDWA, CWA	M-NY044
Michigan	SDWA	9937
Minnesota	SDWA,CWA, RCRA	036-999-337
New Hampshire*	NELAP SDWA, CWA	233701
New Jersey*	NELAP,SDWA, CWA, RCRA,	NY455
New York*	NELAP, AIR, SDWA, CWA, RCRA,CLP	10026
Oklahoma	CWA, RCRA	9421
Pennsylvania*	NELAP CWA,RCRA	68-00281
Tennessee	SDWA	02970
Texas*	NELAP CWA, RCRA	T104704412-08-TX
USDA	FOREIGN SOIL PERMIT	S-41579
USDOE	Department of Energy	DOECAP-STB
Virginia	SDWA	278
Washington*	NELAP CWA,RCRA	C1677
Wisconsin	CWA, RCRA	998310390
West Virginia	CWA,RCRA	252

*As required under the indicated accreditation, the test results in this report meet all NELAP requirements for parameters for which accre ditation is required or available. Any exceptions to NELAP requirements are noted in this report.

Benchmark Environmental & Engineering Science
2558 Hamburg Turnpike, Suite 300
Lackawanna, NY 14218

SDG Number: RTA1147

Project: Benchmark - Solsil site
Project Number: TURN-0002

Received: 01/28/10-02/01/10
Reported: 02/10/10 14:54

CASE NARRATIVE

According to 40CFR Part 136.3, pH, Chlorine Residual, Dissolved Oxygen, Sulfite, and Temperature analyses are to be performed immediately after aqueous sample collection. When these parameters are not indicated as field (e.g. field-pH), they were not analyzed immediately, but as soon as possible after laboratory receipt.

A pertinent document is appended to this report, 1 page, is included and is an integral part of this report.

Reproduction of this analytical report is permitted only in its entirety. This report shall not be reproduced except in full without the written approval of the laboratory.

TestAmerica Laboratories, Inc. certifies that the analytical results contained herein apply only to the samples tested as received by our Laboratory.

Benchmark Environmental & Engineering Science
2558 Hamburg Turnpike, Suite 300
Lackawanna, NY 14218

SDG Number: RTA1147

Project: Benchmark - Solsil site
Project Number: TURN-0002

Received: 01/28/10-02/01/10
Reported: 02/10/10 14:54

DATA QUALIFIERS AND DEFINITIONS

M1 The MS and/or MSD were outside the acceptance limits due to sample matrix interference. See Blank Spike (LCS).

NR Any inclusion of NR indicates that the project specific requirements do not require reporting estimated values below the laboratory reporting limit.

ADDITIONAL COMMENTS

Results are reported on a wet weight basis unless otherwise noted.

Benchmark Environmental & Engineering Science
2558 Hamburg Turnpike, Suite 300
Lackawanna, NY 14218

SDG Number: RTA1147

Project: Benchmark - Solsil site
Project Number: TURN-0002

Received: 01/28/10-02/01/10
Reported: 02/10/10 14:54

Executive Summary - Detections

Analyte	Sample Result	Data Qualifiers	RL	Units	Dil Fac	Date Analyzed	Lab Tech	Batch	Method
Client ID: TP/SS-1 (F2) (RTA1147-01 - Solid)				**Sampled: 01/28/10 09:50**		**Recvd: 01/28/10 16:30**			
Total Metals by SW 846 Series Methods									
Arsenic	**3.9**		2.6	mg/kg dry	1.00	01/29/10 20:41	DAN	10A1806	6010B
General Chemistry Parameters									
Percent Solids	**75**		0.010	%	1.00	01/29/10 15:44	CxM	10A1833	Dry Weight
Client ID: TP/SS-5 (6) (RTA1147-05 - Solid)				**Sampled: 01/28/10 11:00**		**Recvd: 01/28/10 16:30**			
Total Metals by SW 846 Series Methods									
Arsenic	**42.6**		2.6	mg/kg dry	1.00	01/29/10 21:14	DAN	10A1806	6010B
General Chemistry Parameters									
Percent Solids	**80**		0.010	%	1.00	01/29/10 15:52	CxM	10A1833	Dry Weight
Client ID: TP/SS-5 (7) (RTA1147-04 - Solid)				**Sampled: 01/28/10 10:45**		**Recvd: 01/28/10 16:30**			
Total Metals by SW 846 Series Methods									
Arsenic	**10.4**		2.2	mg/kg dry	1.00	01/29/10 21:09	DAN	10A1806	6010B
General Chemistry Parameters									
Percent Solids	**88**		0.010	%	1.00	01/29/10 15:50	CxM	10A1833	Dry Weight
Client ID: TP/SS-5 (8) (RTB0194-01 - Solid)				**Sampled: 01/28/10 12:10**		**Recvd: 02/01/10 15:07**			
Total Metals by SW 846 Series Methods									
Arsenic	**20.0**		2.2	mg/kg dry	1.00	02/02/10 19:20	DAN	10B0078	6010B
General Chemistry Parameters									
Percent Solids	**88**		0.010	%	1.00	02/02/10 13:39	CxM	10B0077	Dry Weight
Client ID: TP/SS-5 (F1) (RTA1147-03 - Solid)				**Sampled: 01/28/10 10:40**		**Recvd: 01/28/10 16:30**			
Total Metals by SW 846 Series Methods									
Arsenic	**2.7**		2.3	mg/kg dry	1.00	01/29/10 21:04	DAN	10A1806	6010B
General Chemistry Parameters									
Percent Solids	**84**		0.010	%	1.00	01/29/10 15:48	CxM	10A1833	Dry Weight
Client ID: TP/SS-5 (F2) (RTA1147-02 - Solid)				**Sampled: 01/28/10 10:20**		**Recvd: 01/28/10 16:30**			
General Chemistry Parameters									
Percent Solids	**82**		0.010	%	1.00	01/29/10 15:46	CxM	10A1833	Dry Weight

TestAmerica
THE LEADER IN ENVIRONMENTAL TESTING

Benchmark Environmental & Engineering Science
2558 Hamburg Turnpike, Suite 300
Lackawanna, NY 14218

SDG Number: RTA1147

Project: Benchmark - Solsil site
Project Number: TURN-0002

Received: 01/28/10-02/01/10
Reported: 02/10/10 14:54

Sample Summary

Sample Identification	Lab Number	Client Matrix	Date/Time Sampled	Date/Time Received	Sample Qualifiers
TP/SS-1 (F2)	RTA1147-01	Solid	01/28/10 09:50	01/28/10 16:30	
TP/SS-5 (6)	RTA1147-05	Solid	01/28/10 11:00	01/28/10 16:30	
TP/SS-5 (7)	RTA1147-04	Solid	01/28/10 10:45	01/28/10 16:30	
TP/SS-5 (8)	RTB0194-01	Solid	01/28/10 12:10	02/01/10 15:07	
TP/SS-5 (F1)	RTA1147-03	Solid	01/28/10 10:40	01/28/10 16:30	
TP/SS-5 (F2)	RTA1147-02	Solid	01/28/10 10:20	01/28/10 16:30	

TestAmerica
THE LEADER IN ENVIRONMENTAL TESTING

Benchmark Environmental & Engineering Science
2558 Hamburg Turnpike, Suite 300
Lackawanna, NY 14218

SDG Number: RTA1147

Project: Benchmark - Solsil site
Project Number: TURN-0002

Received: 01/28/10-02/01/10
Reported: 02/10/10 14:54

Analytical Report

Analyte	Sample Result	Data Qualifiers	RL	Units	Dil Fac	Date Analyzed	Lab Tech	Batch	Method
Client ID: TP/SS-1 (F2) (RTA1147-01 - Solid)					**Sampled: 01/28/10 09:50**		**Recvd: 01/28/10 16:30**		
Total Metals by SW 846 Series Methods									
Arsenic	**3.9**		2.6	mg/kg dry	1.00	01/29/10 20:41	DAN	10A1806	6010B
General Chemistry Parameters									
Percent Solids	**75**		0.010	%	1.00	01/29/10 15:44	CxM	10A1833	Dry Weight

TestAmerica
THE LEADER IN ENVIRONMENTAL TESTING

Benchmark Environmental & Engineering Science
2558 Hamburg Turnpike, Suite 300
Lackawanna, NY 14218

SDG Number: RTA1147

Project: Benchmark - Solsil site
Project Number: TURN-0002

Received: 01/28/10-02/01/10
Reported: 02/10/10 14:54

Analytical Report

Analyte	Sample Result	Data Qualifiers	RL	Units	Dil Fac	Date Analyzed	Lab Tech	Batch	Method
Client ID: TP/SS-5 (6) (RTA1147-05 - Solid)					**Sampled: 01/28/10 11:00**		**Recvd: 01/28/10 16:30**		
Total Metals by SW 846 Series Methods									
Arsenic	**42.6**		2.6	mg/kg dry	1.00	01/29/10 21:14	DAN	10A1806	6010B
General Chemistry Parameters									
Percent Solids	**80**		0.010	%	1.00	01/29/10 15:52	CxM	10A1833	Dry Weight

TestAmerica
THE LEADER IN ENVIRONMENTAL TESTING

Benchmark Environmental & Engineering Science
2558 Hamburg Turnpike, Suite 300
Lackawanna, NY 14218

SDG Number: RTA1147

Project: Benchmark - Solsil site
Project Number: TURN-0002

Received: 01/28/10-02/01/10
Reported: 02/10/10 14:54

Analytical Report

Analyte	Sample Result	Data Qualifiers	RL	Units	Dil Fac	Date Analyzed	Lab Tech	Batch	Method
Client ID: TP/SS-5 (7) (RTA1147-04 - Solid)					**Sampled: 01/28/10 10:45**		**Recvd: 01/28/10 16:30**		
Total Metals by SW 846 Series Methods									
Arsenic	**10.4**		2.2	mg/kg dry	1.00	01/29/10 21:09	DAN	10A1806	6010B
General Chemistry Parameters									
Percent Solids	**88**		0.010	%	1.00	01/29/10 15:50	CxM	10A1833	Dry Weight

TestAmerica
THE LEADER IN ENVIRONMENTAL TESTING

Benchmark Environmental & Engineering Science
2558 Hamburg Turnpike, Suite 300
Lackawanna, NY 14218

SDG Number: RTA1147

Project: Benchmark - Solsil site
Project Number: TURN-0002

Received: 01/28/10-02/01/10
Reported: 02/10/10 14:54

Analytical Report

Analyte	Sample Result	Data Qualifiers	RL	Units	Dil Fac	Date Analyzed	Lab Tech	Batch	Method
Client ID: TP/SS-5 (8) (RTB0194-01 - Solid)					**Sampled: 01/28/10 12:10**		**Recvd: 02/01/10 15:07**		
Total Metals by SW 846 Series Methods									
Arsenic	**20.0**		2.2	mg/kg dry	1.00	02/02/10 19:20	DAN	10B0078	6010B
General Chemistry Parameters									
Percent Solids	**88**		0.010	%	1.00	02/02/10 13:39	CxM	10B0077	Dry Weight

TestAmerica
THE LEADER IN ENVIRONMENTAL TESTING

Benchmark Environmental & Engineering Science
2558 Hamburg Turnpike, Suite 300
Lackawanna, NY 14218

SDG Number: RTA1147

Project: Benchmark - Solsil site
Project Number: TURN-0002

Received: 01/28/10-02/01/10
Reported: 02/10/10 14:54

Analytical Report

Analyte	Sample Result	Data Qualifiers	RL	Units	Dil Fac	Date Analyzed	Lab Tech	Batch	Method
Client ID: TP/SS-5 (F1) (RTA1147-03 - Solid)					**Sampled: 01/28/10 10:40**		**Recvd: 01/28/10 16:30**		
Total Metals by SW 846 Series Methods									
Arsenic	**2.7**		2.3	mg/kg dry	1.00	01/29/10 21:04	DAN	10A1806	6010B
General Chemistry Parameters									
Percent Solids	**84**		0.010	%	1.00	01/29/10 15:48	CxM	10A1833	Dry Weight

TestAmerica
THE LEADER IN ENVIRONMENTAL TESTING

Benchmark Environmental & Engineering Science
2558 Hamburg Turnpike, Suite 300
Lackawanna, NY 14218

SDG Number: RTA1147

Project: Benchmark - Solsil site
Project Number: TURN-0002

Received: 01/28/10-02/01/10
Reported: 02/10/10 14:54

Analytical Report

Analyte	Sample Result	Data Qualifiers	RL	Units	Dil Fac	Date Analyzed	Lab Tech	Batch	Method
Client ID: TP/SS-5 (F2) (RTA1147-02 - Solid)					**Sampled: 01/28/10 10:20**		**Recvd: 01/28/10 16:30**		
Total Metals by SW 846 Series Methods									
Arsenic	ND		2.3	mg/kg dry	1.00	01/29/10 20:59	DAN	10A1806	6010B
General Chemistry Parameters									
Percent Solids	**82**		0.010	%	1.00	01/29/10 15:46	CxM	10A1833	Dry Weight

Benchmark Environmental & Engineering Science
2558 Hamburg Turnpike, Suite 300
Lackawanna, NY 14218

SDG Number: RTA1147

Project: Benchmark - Solsil site
Project Number: TURN-0002

Received: 01/28/10-02/01/10
Reported: 02/10/10 14:54

SAMPLE EXTRACTION DATA

Parameter	Batch	Lab Number	Wt/Vol Extracte	Units	Extract Volume	Units	Date Prepared	Lab Tech	Extraction Method
General Chemistry Parameters									
Dry Weight	10A1833	RTA1147-01	10.00	g	10.00	g	01/29/10 11:45	CXM	Dry Weight
Dry Weight	10A1833	RTA1147-02	10.00	g	10.00	g	01/29/10 11:45	CXM	Dry Weight
Dry Weight	10A1833	RTA1147-03	10.00	g	10.00	g	01/29/10 11:45	CXM	Dry Weight
Dry Weight	10A1833	RTA1147-04	10.00	g	10.00	g	01/29/10 11:45	CXM	Dry Weight
Dry Weight	10A1833	RTA1147-05	10.00	g	10.00	g	01/29/10 11:45	CXM	Dry Weight
Total Metals by SW 846 Series Methods									
6010B	10A1806	RTA1147-05	0.48	g	50.00	mL	01/29/10 10:15	KCW	3050B
6010B	10A1806	RTA1147-03	0.51	g	50.00	mL	01/29/10 10:15	KCW	3050B
6010B	10A1806	RTA1147-01	0.52	g	50.00	mL	01/29/10 10:15	KCW	3050B
6010B	10A1806	RTA1147-04	0.53	g	50.00	mL	01/29/10 10:15	KCW	3050B
6010B	10A1806	RTA1147-02	0.53	g	50.00	mL	01/29/10 10:15	KCW	3050B

SAMPLE EXTRACTION DATA

Parameter	Batch	Lab Number	Wt/Vol Extracte	Units	Extract Volume	Units	Date Prepared	Lab Tech	Extraction Method
General Chemistry Parameters									
Dry Weight	10B0077	RTB0194-01	10.00	g	10.00	g	02/02/10 09:34	CXM	Dry Weight
Total Metals by SW 846 Series Methods									
6010B	10B0078	RTB0194-01	0.51	g	50.00	mL	02/02/10 10:00	DAN	3050B

Benchmark Environmental & Engineering Science
2558 Hamburg Turnpike, Suite 300
Lackawanna, NY 14218

SDG Number: RTA1147

Project: Benchmark - Solsil site
Project Number: TURN-0002

Received: 01/28/10-02/01/10
Reported: 02/10/10 14:54

LABORATORY QC DATA

Analyte	Source Result	Spike Level	RL	Units	Result	% REC	% REC Limits	% RPD	RPD Limit	Data Qualifiers
Total Metals by SW 846 Series Methods										
Blank Analyzed: 01/29/10 (Lab Number:10A1806-BLK1, Batch: 10A1806)										
Arsenic			2.0	mg/kg wet	ND					
Reference Analyzed: 01/29/10 (Lab Number:10A1806-SRM1, Batch: 10A1806)										
Arsenic		107	2.0	mg/kg wet	97.0	91	69.3-129.9			
Total Metals by SW 846 Series Methods										
Blank Analyzed: 02/02/10 (Lab Number:10B0078-BLK1, Batch: 10B0078)										
Arsenic			2.0	mg/kg wet	ND					
Matrix Spike Analyzed: 02/02/10 (Lab Number:10B0078-MS1, Batch: 10B0078)										
QC Source Sample: RTB0194-01										
Arsenic	20.0	45.5	2.3	mg/kg dry	52.8	72	75-125			M1
Matrix Spike Dup Analyzed: 02/02/10 (Lab Number:10B0078-MSD1, Batch: 10B0078)										
QC Source Sample: RTB0194-01										
Arsenic	20.0	43.9	2.2	mg/kg dry	51.9	73	75-125	2	20	M1
Reference Analyzed: 02/02/10 (Lab Number:10B0078-SRM1, Batch: 10B0078)										
Arsenic		107	2.0	mg/kg wet	92.4	86	69.3-129.9			

Chain of Custody Record

Temperature on Receipt _____

Drinking Water? Yes ☐ No ☐

TestAmerica

THE LEADER IN ENVIRONMENTAL TESTING

TAL-4124 (1007)

Client: Benchmark	Project Manager: Mike Lesakowski	Date: 1-28-10	Chain of Custody Number: 149903
Address: 2558 Hamburg Turnpike	Telephone Number (Area Code)/Fax Number: 716-225-3314	Lab Number:	Page 1 of 1
City: Buffalo / State: NY / Zip Code: 14218	Site Contact: Brock	Lab Contact: Brian Fisher	
Project Name and Location (State): 3807 Highland Ave site (Soil)	Carrier/Waybill Number:		
Contract/Purchase Order/Quote No.: 0193-001-300			

Sample I.D. No. and Description (Containers for each sample may be combined on one line)	Date	Time	Matrix: Air	Aqueous	Sed	Soil	Containers & Preservatives: Unpres.	H2SO4	HNO3	HCl	NaOH	ZnAc/ NaOH	Analysis (Attach list if more space is needed): Arsenic	Special Instructions/ Conditions of Receipt
TP/SS-1 (F2)	1-28-10	0950				X	1						X	
TP/SS-5 (F2)		1020				X	1						X	
TP/SS-5 (F1)		1040				X	1						X	
TP/SS-5 (7)		1045				X	1						X	
TP/SS-5 (6)		1100				X	1						X	
TP/SS-5 (8)		1210				X	1						X	Hold pending Results of TP/SS-5 (6+7)

Possible Hazard Identification: ☐ Non-Hazard ☐ Flammable ☐ Skin Irritant ☐ Poison B ☒ Unknown

Sample Disposal: ☐ Return To Client ☒ Disposal By Lab ☐ Archive For _____ Months (A fee may be assessed if samples are retained longer than 1 month)

Turn Around Time Required: ☐ 24 Hours ☒ 48 Hours ☐ 7 Days ☐ 14 Days ☐ 21 Days ☐ Other _____

QC Requirements (Specify): Cat B

	Date	Time		Date	Time
1. Relinquished By: Brock Greene	1-28-10	1630	1. Received By:	1/28/10	1630
2. Relinquished By:	Date	Time	2. Received By:	Date	Time
3. Relinquished By:	Date	Time	3. Received By:	Date	Time

Comments: 6.0°C

DISTRIBUTION: WHITE - Returned to Client with Report; CANARY - Stays with the Sample; PINK - Field Copy

Analytical Report

Work Order: RSJ1416

Project Description

Benchmark - Globe site

For:

Mike Lesakowski

Benchmark Environmental & Engineering Science

2558 Hamburg Turnpike, Suite 300

Lackawanna, NY 14218

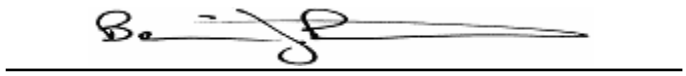

Brian Fischer

Project Manager

Brian.Fischer@testamericainc.com

Friday, November 6, 2009

The test results in this report meet all NELAP requirements for analytes for which accreditation is required or available. Any exception to NELAP requirements are noted in this report. Persuant to NELAP, this report may not be reproduced, except in full, without the written approval of the laboratory. All questions regarding this test report should be directed to the TestAmerica Project manager who has signed this report.

Benchmark Environmental & Engineering Science
2558 Hamburg Turnpike, Suite 300
Lackawanna, NY 14218

Work Order: RSJ1416

Project: Benchmark - Globe site
Project Number: TURN

Received: 10/27/09
Reported: 11/06/09 12:06

TestAmerica Buffalo
Current Certifications

As of 1/27/2009

STATE	Program	Cert # / Lab ID
Arkansas	CWA, RCRA, SOIL	88-0686
California*	NELAP CWA, RCRA	01169CA
Connecticut	SDWA, CWA, RCRA, SOIL	PH-0568
Florida*	NELAP CWA, RCRA	E87672
Georgia*	SDWA,NELAP CWA, RCRA	956
Illinois*	NELAP SDWA, CWA, RCRA	200003
Iowa	SW/CS	374
Kansas*	NELAP SDWA, CWA, RCRA	E-10187
Kentucky	SDWA	90029
Kentucky UST	UST	30
Louisiana*	NELAP CWA, RCRA	2031
Maine	SDWA, CWA	NY0044
Maryland	SDWA	294
Massachusetts	SDWA, CWA	M-NY044
Michigan	SDWA	9937
Minnesota	SDWA,CWA, RCRA	036-999-337
New Hampshire*	NELAP SDWA, CWA	233701
New Jersey*	NELAP,SDWA, CWA, RCRA,	NY455
New York*	NELAP, AIR, SDWA, CWA, RCRA,CLP	10026
Oklahoma	CWA, RCRA	9421
Pennsylvania*	NELAP CWA,RCRA	68-00281
Tennessee	SDWA	02970
Texas*	NELAP CWA, RCRA	T104704412-08-TX
USDA	FOREIGN SOIL PERMIT	S-41579
USDOE	Department of Energy	DOECAP-STB
Virginia	SDWA	278
Washington*	NELAP CWA,RCRA	C1677
Wisconsin	CWA, RCRA	998310390
West Virginia	CWA,RCRA	252

*As required under the indicated accreditation, the test results in this report meet all NELAP requirements for parameters for which accre ditation is required or available. Any exceptions to NELAP requirements are noted in this report.

Benchmark Environmental & Engineering Science
2558 Hamburg Turnpike, Suite 300
Lackawanna, NY 14218

Work Order: RSJ1416

Project: Benchmark - Globe site
Project Number: TURN

Received: 10/27/09
Reported: 11/06/09 12:06

CASE NARRATIVE

According to 40CFR Part 136.3, pH, Chlorine Residual, Dissolved Oxygen, Sulfite, and Temperature analyses are to be performed immediately after aqueous sample collection. When these parameters are not indicated as field (e.g. field-pH), they were not analyzed immediately, but as soon as possible after laboratory receipt.

A pertinent document is appended to this report, 1 page, is included and is an integral part of this report.

Reproduction of this analytical report is permitted only in its entirety. This report shall not be reproduced except in full without the written approval of the laboratory.

TestAmerica Laboratories, Inc. certifies that the analytical results contained herein apply only to the samples tested as received by our Laboratory.

Benchmark Environmental & Engineering Science
2558 Hamburg Turnpike, Suite 300
Lackawanna, NY 14218

Work Order: RSJ1416

Project: Benchmark - Globe site
Project Number: TURN

Received: 10/27/09
Reported: 11/06/09 12:06

DATA QUALIFIERS AND DEFINITIONS

D08 Dilution required due to high concentration of target analyte(s)

NR Any inclusion of NR indicates that the project specific requirements do not require reporting estimated values below the laboratory reporting limit.

ADDITIONAL COMMENTS

Results are reported on a wet weight basis unless otherwise noted.

Benchmark Environmental & Engineering Science
2558 Hamburg Turnpike, Suite 300
Lackawanna, NY 14218

Work Order: RSJ1416

Project: Benchmark - Globe site
Project Number: TURN

Received: 10/27/09
Reported: 11/06/09 12:06

Executive Summary - Detections

Analyte	Sample Result	Data Qualifiers	RL	Units	Dil Fac	Date Analyzed	Lab Tech	Batch	Method
Sample ID: RSJ1416-01 (TP-13N (0-2) - Solid)					**Sampled: 10/26/09 09:45**		**Recvd: 10/27/09 11:15**		
Total Metals by SW 846 Series Methods									
Chromium	**14100**	D08	14.4	mg/kg dry	20.0	11/04/09 13:02	DAN	9K03016	6010B
General Chemistry Parameters									
Percent Solids	**73**		0.010	%	1.00	10/28/09 13:50	JRR	9J28028	Dry Weight
Sample ID: RSJ1416-02 (TP-13E (0-2) - Solid)					**Sampled: 10/26/09 10:05**		**Recvd: 10/27/09 11:15**		
Total Metals by SW 846 Series Methods									
Chromium	**174**		0.614	mg/kg dry	1.00	11/03/09 23:33	DAN	9K03016	6010B
General Chemistry Parameters									
Percent Solids	**81**		0.010	%	1.00	10/28/09 13:52	JRR	9J28028	Dry Weight
Sample ID: RSJ1416-03 (TP-13 (3) - Solid)					**Sampled: 10/26/09 10:30**		**Recvd: 10/27/09 11:15**		
Total Metals by SW 846 Series Methods									
Chromium	**20.6**		0.614	mg/kg dry	1.00	11/03/09 23:38	DAN	9K03016	6010B
General Chemistry Parameters									
Percent Solids	**82**		0.010	%	1.00	10/28/09 13:54	JRR	9J28028	Dry Weight
Sample ID: RSJ1416-04 (TP-13W (0-2) - Solid)					**Sampled: 10/26/09 10:45**		**Recvd: 10/27/09 11:15**		
Total Metals by SW 846 Series Methods									
Chromium	**3670**		0.588	mg/kg dry	1.00	11/03/09 23:42	DAN	9K03016	6010B
General Chemistry Parameters									
Percent Solids	**80**		0.010	%	1.00	10/28/09 13:56	JRR	9J28028	Dry Weight
Sample ID: RSJ1416-05 (TP-13S (0-2) - Solid)					**Sampled: 10/26/09 11:10**		**Recvd: 10/27/09 11:15**		
Total Metals by SW 846 Series Methods									
Chromium	**241**		0.714	mg/kg dry	1.00	11/03/09 23:47	DAN	9K03016	6010B
General Chemistry Parameters									
Percent Solids	**74**		0.010	%	1.00	10/28/09 13:58	JRR	9J28028	Dry Weight
Sample ID: RSJ1416-06 (TP-16 (1.5) - Solid)					**Sampled: 10/26/09 13:10**		**Recvd: 10/27/09 11:15**		
Total Metals by SW 846 Series Methods									
Arsenic	**4.4**		2.4	mg/kg dry	1.00	11/03/09 23:52	DAN	9K03016	6010B
Chromium	**23.1**		0.609	mg/kg dry	1.00	11/03/09 23:52	DAN	9K03016	6010B
Nickel	**28.1**		6.09	mg/kg dry	1.00	11/03/09 23:52	DAN	9K03016	6010B
General Chemistry Parameters									
Percent Solids	**82**		0.010	%	1.00	10/28/09 14:00	JRR	9J28028	Dry Weight
Sample ID: RSJ1416-07 (TP-16N (0-1) - Solid)					**Sampled: 10/26/09 13:30**		**Recvd: 10/27/09 11:15**		
Total Metals by SW 846 Series Methods									
Arsenic	**14.1**	D08	11.7	mg/kg dry	5.00	11/04/09 13:20	DAN	9K03016	6010B

Benchmark Environmental & Engineering Science
2558 Hamburg Turnpike, Suite 300
Lackawanna, NY 14218

Work Order: RSJ1416

Project: Benchmark - Globe site
Project Number: TURN

Received: 10/27/09
Reported: 11/06/09 12:06

Executive Summary - Detections

Analyte	Sample Result	Data Qualifiers	RL	Units	Dil Fac	Date Analyzed	Lab Tech	Batch	Method
Sample ID: RSJ1416-07 (TP-16N (0-1) - Solid) - cont.					**Sampled: 10/26/09 13:30**		**Recvd: 10/27/09 11:15**		
Total Metals by SW 846 Series Methods - cont.									
Chromium	**23900**	D08	58.5	mg/kg dry	100	11/04/09 13:25	DAN	9K03016	6010B
Nickel	**17300**	D08	585	mg/kg dry	100	11/04/09 13:25	DAN	9K03016	6010B
General Chemistry Parameters									
Percent Solids	**85**		0.010	%	1.00	10/28/09 14:02	JRR	9J28028	Dry Weight
Sample ID: RSJ1416-08 (TP-16S (0-1) - Solid)					**Sampled: 10/26/09 16:30**		**Recvd: 10/27/09 11:15**		
Total Metals by SW 846 Series Methods									
Arsenic	**9.2**		2.5	mg/kg dry	1.00	11/04/09 00:02	DAN	9K03016	6010B
Chromium	**1190**		0.616	mg/kg dry	1.00	11/04/09 00:02	DAN	9K03016	6010B
Nickel	**1100**		6.16	mg/kg dry	1.00	11/04/09 00:02	DAN	9K03016	6010B
General Chemistry Parameters									
Percent Solids	**85**		0.010	%	1.00	10/28/09 14:04	JRR	9J28028	Dry Weight
Sample ID: RSJ1416-09 (TP-16W (0-1) - Solid)					**Sampled: 10/26/09 16:45**		**Recvd: 10/27/09 11:15**		
Total Metals by SW 846 Series Methods									
Arsenic	**9.8**		2.3	mg/kg dry	1.00	11/04/09 00:20	DAN	9K03016	6010B
Chromium	**462**		0.579	mg/kg dry	1.00	11/04/09 00:20	DAN	9K03016	6010B
Nickel	**2460**		5.79	mg/kg dry	1.00	11/04/09 00:20	DAN	9K03016	6010B
General Chemistry Parameters									
Percent Solids	**86**		0.010	%	1.00	10/28/09 14:06	JRR	9J28028	Dry Weight
Sample ID: RSJ1416-10 (TP-16E (0-1) - Solid)					**Sampled: 10/26/09 16:55**		**Recvd: 10/27/09 11:15**		
Total Metals by SW 846 Series Methods									
Arsenic	**9.4**		2.3	mg/kg dry	1.00	11/04/09 00:25	DAN	9K03016	6010B
Chromium	**527**		0.578	mg/kg dry	1.00	11/04/09 00:25	DAN	9K03016	6010B
Nickel	**800**		5.78	mg/kg dry	1.00	11/04/09 00:25	DAN	9K03016	6010B
General Chemistry Parameters									
Percent Solids	**88**		0.010	%	1.00	10/28/09 14:08	JRR	9J28028	Dry Weight

TestAmerica
THE LEADER IN ENVIRONMENTAL TESTING

Benchmark Environmental & Engineering Science
2558 Hamburg Turnpike, Suite 300
Lackawanna, NY 14218

Work Order: RSJ1416

Project: Benchmark - Globe site
Project Number: TURN

Received: 10/27/09
Reported: 11/06/09 12:06

Sample Summary

Sample Identification	Lab Number	Client Matrix	Date/Time Sampled	Date/Time Received	Sample Qualifiers
TP-13N (0-2)	RSJ1416-01	Solid	10/26/09 09:45	10/27/09 11:15	
TP-13E (0-2)	RSJ1416-02	Solid	10/26/09 10:05	10/27/09 11:15	
TP-13 (3)	RSJ1416-03	Solid	10/26/09 10:30	10/27/09 11:15	
TP-13W (0-2)	RSJ1416-04	Solid	10/26/09 10:45	10/27/09 11:15	
TP-13S (0-2)	RSJ1416-05	Solid	10/26/09 11:10	10/27/09 11:15	
TP-16 (1.5)	RSJ1416-06	Solid	10/26/09 13:10	10/27/09 11:15	
TP-16N (0-1)	RSJ1416-07	Solid	10/26/09 13:30	10/27/09 11:15	
TP-16S (0-1)	RSJ1416-08	Solid	10/26/09 16:30	10/27/09 11:15	
TP-16W (0-1)	RSJ1416-09	Solid	10/26/09 16:45	10/27/09 11:15	
TP-16E (0-1)	RSJ1416-10	Solid	10/26/09 16:55	10/27/09 11:15	

Benchmark Environmental & Engineering Science
2558 Hamburg Turnpike, Suite 300
Lackawanna, NY 14218

Work Order: RSJ1416

Project: Benchmark - Globe site
Project Number: TURN

Received: 10/27/09
Reported: 11/06/09 12:06

Analytical Report

Analyte	Sample Result	Data Qualifiers	RL	Units	Dil Fac	Date Analyzed	Lab Tech	Batch	Method
Sample ID: RSJ1416-01 (TP-13N (0-2) - Solid)					**Sampled: 10/26/09 09:45**		**Recvd: 10/27/09 11:15**		
Total Metals by SW 846 Series Methods									
Chromium	**14100**	D08	14.4	mg/kg dry	20.0	11/04/09 13:02	DAN	9K03016	6010B
General Chemistry Parameters									
Percent Solids	**73**		0.010	%	1.00	10/28/09 13:50	JRR	9J28028	Dry Weight

Benchmark Environmental & Engineering Science
2558 Hamburg Turnpike, Suite 300
Lackawanna, NY 14218

Work Order: RSJ1416

Project: Benchmark - Globe site
Project Number: TURN

Received: 10/27/09
Reported: 11/06/09 12:06

Analytical Report

Analyte	Sample Result	Data Qualifiers	RL	Units	Dil Fac	Date Analyzed	Lab Tech	Batch	Method
Sample ID: RSJ1416-02 (TP-13E (0-2) - Solid)					**Sampled: 10/26/09 10:05**		**Recvd: 10/27/09 11:15**		
Total Metals by SW 846 Series Methods									
Chromium	**174**		0.614	mg/kg dry	1.00	11/03/09 23:33	DAN	9K03016	6010B
General Chemistry Parameters									
Percent Solids	**81**		0.010	%	1.00	10/28/09 13:52	JRR	9J28028	Dry Weight

TestAmerica
THE LEADER IN ENVIRONMENTAL TESTING

Benchmark Environmental & Engineering Science
2558 Hamburg Turnpike, Suite 300
Lackawanna, NY 14218

Work Order: RSJ1416

Project: Benchmark - Globe site
Project Number: TURN

Received: 10/27/09
Reported: 11/06/09 12:06

Analytical Report

Analyte	Sample Result	Data Qualifiers	RL	Units	Dil Fac	Date Analyzed	Lab Tech	Batch	Method
Sample ID: RSJ1416-03 (TP-13 (3) - Solid)					**Sampled: 10/26/09 10:30**		**Recvd: 10/27/09 11:15**		
Total Metals by SW 846 Series Methods									
Chromium	**20.6**		0.614	mg/kg dry	1.00	11/03/09 23:38	DAN	9K03016	6010B
General Chemistry Parameters									
Percent Solids	**82**		0.010	%	1.00	10/28/09 13:54	JRR	9J28028	Dry Weight

TestAmerica
THE LEADER IN ENVIRONMENTAL TESTING

Benchmark Environmental & Engineering Science
2558 Hamburg Turnpike, Suite 300
Lackawanna, NY 14218

Work Order: RSJ1416

Project: Benchmark - Globe site
Project Number: TURN

Received: 10/27/09
Reported: 11/06/09 12:06

Analytical Report

Analyte	Sample Result	Data Qualifiers	RL	Units	Dil Fac	Date Analyzed	Lab Tech	Batch	Method
Sample ID: RSJ1416-04 (TP-13W (0-2) - Solid)					**Sampled: 10/26/09 10:45**		**Recvd: 10/27/09 11:15**		
Total Metals by SW 846 Series Methods									
Chromium	**3670**		0.588	mg/kg dry	1.00	11/03/09 23:42	DAN	9K03016	6010B
General Chemistry Parameters									
Percent Solids	**80**		0.010	%	1.00	10/28/09 13:56	JRR	9J28028	Dry Weight

TestAmerica
THE LEADER IN ENVIRONMENTAL TESTING

Benchmark Environmental & Engineering Science
2558 Hamburg Turnpike, Suite 300
Lackawanna, NY 14218

Work Order: RSJ1416

Project: Benchmark - Globe site
Project Number: TURN

Received: 10/27/09
Reported: 11/06/09 12:06

Analytical Report

Analyte	Sample Result	Data Qualifiers	RL	Units	Dil Fac	Date Analyzed	Lab Tech	Batch	Method
Sample ID: RSJ1416-05 (TP-13S (0-2) - Solid)					**Sampled: 10/26/09 11:10**		**Recvd: 10/27/09 11:15**		
Total Metals by SW 846 Series Methods									
Chromium	**241**		0.714	mg/kg dry	1.00	11/03/09 23:47	DAN	9K03016	6010B
General Chemistry Parameters									
Percent Solids	**74**		0.010	%	1.00	10/28/09 13:58	JRR	9J28028	Dry Weight

Benchmark Environmental & Engineering Science
2558 Hamburg Turnpike, Suite 300
Lackawanna, NY 14218

Work Order: RSJ1416

Project: Benchmark - Globe site
Project Number: TURN

Received: 10/27/09
Reported: 11/06/09 12:06

Analytical Report

Analyte	Sample Result	Data Qualifiers	RL	Units	Dil Fac	Date Analyzed	Lab Tech	Batch	Method
Sample ID: RSJ1416-06 (TP-16 (1.5) - Solid)					**Sampled: 10/26/09 13:10**		**Recvd: 10/27/09 11:15**		
Total Metals by SW 846 Series Methods									
Arsenic	**4.4**		2.4	mg/kg dry	1.00	11/03/09 23:52	DAN	9K03016	6010B
Chromium	**23.1**		0.609	mg/kg dry	1.00	11/03/09 23:52	DAN	9K03016	6010B
Nickel	**28.1**		6.09	mg/kg dry	1.00	11/03/09 23:52	DAN	9K03016	6010B
General Chemistry Parameters									
Percent Solids	**82**		0.010	%	1.00	10/28/09 14:00	JRR	9J28028	Dry Weight

TestAmerica
THE LEADER IN ENVIRONMENTAL TESTING

Benchmark Environmental & Engineering Science
2558 Hamburg Turnpike, Suite 300
Lackawanna, NY 14218

Work Order: RSJ1416

Project: Benchmark - Globe site
Project Number: TURN

Received: 10/27/09
Reported: 11/06/09 12:06

Analytical Report

Analyte	Sample Result	Data Qualifiers	RL	Units	Dil Fac	Date Analyzed	Lab Tech	Batch	Method
Sample ID: RSJ1416-07 (TP-16N (0-1) - Solid)					**Sampled: 10/26/09 13:30**		**Recvd: 10/27/09 11:15**		
Total Metals by SW 846 Series Methods									
Arsenic	**14.1**	D08	11.7	mg/kg dry	5.00	11/04/09 13:20	DAN	9K03016	6010B
Chromium	**23900**	D08	58.5	mg/kg dry	100	11/04/09 13:25	DAN	9K03016	6010B
Nickel	**17300**	D08	585	mg/kg dry	100	11/04/09 13:25	DAN	9K03016	6010B
General Chemistry Parameters									
Percent Solids	**85**		0.010	%	1.00	10/28/09 14:02	JRR	9J28028	Dry Weight

TestAmerica
THE LEADER IN ENVIRONMENTAL TESTING

Benchmark Environmental & Engineering Science
2558 Hamburg Turnpike, Suite 300
Lackawanna, NY 14218

Work Order: RSJ1416

Project: Benchmark - Globe site
Project Number: TURN

Received: 10/27/09
Reported: 11/06/09 12:06

Analytical Report

Analyte	Sample Result	Data Qualifiers	RL	Units	Dil Fac	Date Analyzed	Lab Tech	Batch	Method
Sample ID: RSJ1416-08 (TP-16S (0-1) - Solid)					**Sampled: 10/26/09 16:30**		**Recvd: 10/27/09 11:15**		
Total Metals by SW 846 Series Methods									
Arsenic	**9.2**		2.5	mg/kg dry	1.00	11/04/09 00:02	DAN	9K03016	6010B
Chromium	**1190**		0.616	mg/kg dry	1.00	11/04/09 00:02	DAN	9K03016	6010B
Nickel	**1100**		6.16	mg/kg dry	1.00	11/04/09 00:02	DAN	9K03016	6010B
General Chemistry Parameters									
Percent Solids	**85**		0.010	%	1.00	10/28/09 14:04	JRR	9J28028	Dry Weight

Benchmark Environmental & Engineering Science
2558 Hamburg Turnpike, Suite 300
Lackawanna, NY 14218

Work Order: RSJ1416

Project: Benchmark - Globe site
Project Number: TURN

Received: 10/27/09
Reported: 11/06/09 12:06

Analytical Report

Analyte	Sample Result	Data Qualifiers	RL	Units	Dil Fac	Date Analyzed	Lab Tech	Batch	Method
Sample ID: RSJ1416-09 (TP-16W (0-1) - Solid)					**Sampled: 10/26/09 16:45**		**Recvd: 10/27/09 11:15**		
Total Metals by SW 846 Series Methods									
Arsenic	**9.8**		2.3	mg/kg dry	1.00	11/04/09 00:20	DAN	9K03016	6010B
Chromium	**462**		0.579	mg/kg dry	1.00	11/04/09 00:20	DAN	9K03016	6010B
Nickel	**2460**		5.79	mg/kg dry	1.00	11/04/09 00:20	DAN	9K03016	6010B
General Chemistry Parameters									
Percent Solids	**86**		0.010	%	1.00	10/28/09 14:06	JRR	9J28028	Dry Weight

TestAmerica
THE LEADER IN ENVIRONMENTAL TESTING

Benchmark Environmental & Engineering Science
2558 Hamburg Turnpike, Suite 300
Lackawanna, NY 14218

Work Order: RSJ1416

Project: Benchmark - Globe site
Project Number: TURN

Received: 10/27/09
Reported: 11/06/09 12:06

Analytical Report

Analyte	Sample Result	Data Qualifiers	RL	Units	Dil Fac	Date Analyzed	Lab Tech	Batch	Method
Sample ID: RSJ1416-10 (TP-16E (0-1) - Solid)					**Sampled: 10/26/09 16:55**		**Recvd: 10/27/09 11:15**		
Total Metals by SW 846 Series Methods									
Arsenic	**9.4**		2.3	mg/kg dry	1.00	11/04/09 00:25	DAN	9K03016	6010B
Chromium	**527**		0.578	mg/kg dry	1.00	11/04/09 00:25	DAN	9K03016	6010B
Nickel	**800**		5.78	mg/kg dry	1.00	11/04/09 00:25	DAN	9K03016	6010B
General Chemistry Parameters									
Percent Solids	**88**		0.010	%	1.00	10/28/09 14:08	JRR	9J28028	Dry Weight

Benchmark Environmental & Engineering Science
2558 Hamburg Turnpike, Suite 300
Lackawanna, NY 14218

Work Order: RSJ1416

Project: Benchmark - Globe site
Project Number: TURN

Received: 10/27/09
Reported: 11/06/09 12:06

SAMPLE EXTRACTION DATA

Parameter	Batch	Lab Number	Wt/Vol Extracte	Units	Extract Volume	Units	Date Prepared	Lab Tech	Extraction Method
General Chemistry Parameters									
Dry Weight	9J28028	RSJ1416-01	10.00	g	10.00	g	10/28/09 10:06	JRR	Dry Weight
Dry Weight	9J28028	RSJ1416-02	10.00	g	10.00	g	10/28/09 10:06	JRR	Dry Weight
Dry Weight	9J28028	RSJ1416-03	10.00	g	10.00	g	10/28/09 10:06	JRR	Dry Weight
Dry Weight	9J28028	RSJ1416-04	10.00	g	10.00	g	10/28/09 10:06	JRR	Dry Weight
Dry Weight	9J28028	RSJ1416-05	10.00	g	10.00	g	10/28/09 10:06	JRR	Dry Weight
Dry Weight	9J28028	RSJ1416-06	10.00	g	10.00	g	10/28/09 10:06	JRR	Dry Weight
Dry Weight	9J28028	RSJ1416-07	10.00	g	10.00	g	10/28/09 10:06	JRR	Dry Weight
Dry Weight	9J28028	RSJ1416-08	10.00	g	10.00	g	10/28/09 10:06	JRR	Dry Weight
Dry Weight	9J28028	RSJ1416-09	10.00	g	10.00	g	10/28/09 10:06	JRR	Dry Weight
Dry Weight	9J28028	RSJ1416-10	10.00	g	10.00	g	10/28/09 10:06	JRR	Dry Weight
Total Metals by SW 846 Series Methods									
6010B	9K03016	RSJ1416-01	0.47	g	50.00	mL	11/03/09 10:00	KCW	3050B
6010B	9K03016	RSJ1416-05	0.47	g	50.00	mL	11/03/09 10:00	KCW	3050B
6010B	9K03016	RSJ1416-08	0.48	g	50.00	mL	11/03/09 10:00	KCW	3050B
6010B	9K03016	RSJ1416-10	0.49	g	50.00	mL	11/03/09 10:00	KCW	3050B
6010B	9K03016	RSJ1416-03	0.49	g	50.00	mL	11/03/09 10:00	KCW	3050B
6010B	9K03016	RSJ1416-06	0.50	g	50.00	mL	11/03/09 10:00	KCW	3050B
6010B	9K03016	RSJ1416-09	0.50	g	50.00	mL	11/03/09 10:00	KCW	3050B
6010B	9K03016	RSJ1416-07	0.50	g	50.00	mL	11/03/09 10:00	KCW	3050B
6010B	9K03016	RSJ1416-02	0.50	g	50.00	mL	11/03/09 10:00	KCW	3050B
6010B	9K03016	RSJ1416-04	0.53	g	50.00	mL	11/03/09 10:00	KCW	3050B

Benchmark Environmental & Engineering Science
2558 Hamburg Turnpike, Suite 300
Lackawanna, NY 14218

Work Order: RSJ1416

Project: Benchmark - Globe site
Project Number: TURN

Received: 10/27/09
Reported: 11/06/09 12:06

LABORATORY QC DATA

Analyte	Source Result	Spike Level	RL	Units	Result	% REC	% REC Limits	% RPD	RPD Limit	Data Qualifiers
Total Metals by SW 846 Series Methods										
Blank Analyzed: 11/03/09 (Lab Number:9K03016-BLK1, Batch: 9K03016)										
Arsenic			2.0	mg/kg wet	ND					
Chromium			0.500	mg/kg wet	ND					
Nickel			5.00	mg/kg wet	ND					
Reference Analyzed: 11/03/09 (Lab Number:9K03016-SRM1, Batch: 9K03016)										
Arsenic		158	2.0	mg/kg wet	139	88	81.6-118.4			
Chromium		89.5	0.500	mg/kg wet	86.4	97	78.8-120.7			
Nickel		99.0	5.00	mg/kg wet	93.8	95	81.2-119.2			

Chain of Custody Record

Temperature on Receipt _____

Drinking Water? Yes ☐ No ☐

TestAmerica

THE LEADER IN ENVIRONMENTAL TESTING

TAL-4124 (1007)

Client	Project Manager	Date	Chain of Custody Number
Benchmark	Mike Legakowski	10-26-09	133659
Address	**Telephone Number (Area Code)/Fax Number**	**Lab Number**	**Page 1 of 1**
2558 Hamburg Turnpike	716-225-3314		
City / State / Zip Code	**Site Contact / Lab Contact**		
Buffalo / NY / 14218	Brock Greene / Brian Fisher		
Project Name and Location (State)	**Carrier/Waybill Number**		
B 3708 Highland Ave Site (Globe)			
Contract/Purchase Order/Quote No.			
0170-001-103			

Sample I.D. No. and Description (Containers for each sample may be combined on one line)	Date	Time	Matrix: Air	Aqueous	Sed	Soil	Containers & Preservatives: Unpres	H2SO4	HNO3	HCl	NaOH	ZnAc/NaOH	Cr	As	Ni	Special Instructions/ Conditions of Receipt
TP-13N (0-2)	10-26-09	945											X			
TP-13E(0-2)	"	1005											X			
TP-13 (3')		1030											X			
TP-13W(0-2)		1045											X			
TP-13S(0-2)		1110											X			
TP-16 (1.5)		1310											X	X	X	
TP-16N(0-1)		1330											X	X	X	
TP-16S(0-1)		1630											X	X	X	
TP-16W(0-1)		1645											X	X	X	
TP-16E(0-1)		1655											X	X	X	

20/412

Possible Hazard Identification

☐ Non-Hazard ☐ Flammable ☐ Skin Irritant ☐ Poison B ☒ Unknown

Sample Disposal

☐ Return To Client ☒ Disposal By Lab ☐ Archive For _____ Months (A fee may be assessed if samples are retained longer than 1 month)

Turn Around Time Required

☐ 24 Hours ☐ 48 Hours ☒ 7 Days ☐ 14 Days ☐ 21 Days ☐ Other _____

QC Requirements (Specify)

Cat. B

	Relinquished By	Date	Time	Received By	Date	Time
1.		10-26-09	0830		10-27-09	11:15
2.						
3.						

Comments

12.4° No Ice

DISTRIBUTION: WHITE - Returned to Client with Report; CANARY - Stays with the Sample; PINK - Field Copy

TestAmerica
THE LEADER IN ENVIRONMENTAL TESTING

Analytical Report

Work Order: RSJ1288

Project Description
Benchmark - Globe site

For:

Mike Lesakowski

Benchmark Environmental & Engineering Science
2558 Hamburg Turnpike, Suite 300
Lackawanna, NY 14218

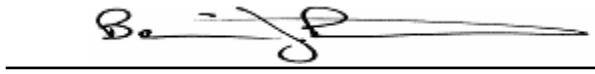

Brian Fischer

Project Manager
Brian.Fischer@testamericainc.com

Friday, November 6, 2009

The test results in this report meet all NELAP requirements for analytes for which accreditation is required or available. Any exception to NELAP requirements are noted in this report. Persuant to NELAP, this report may not be reproduced, except in full, without the written approval of the laboratory. All questions regarding this test report should be directed to the TestAmerica Project manager who has signed this report.

Benchmark Environmental & Engineering Science
2558 Hamburg Turnpike, Suite 300
Lackawanna, NY 14218

Work Order: RSJ1288

Project: Benchmark - Globe site
Project Number: TURN

Received: 10/23/09
Reported: 11/06/09 16:44

TestAmerica Buffalo
Current Certifications

As of 1/27/2009

STATE	Program	Cert # / Lab ID
Arkansas	CWA, RCRA, SOIL	88-0686
California*	NELAP CWA, RCRA	01169CA
Connecticut	SDWA, CWA, RCRA, SOIL	PH-0568
Florida*	NELAP CWA, RCRA	E87672
Georgia*	SDWA,NELAP CWA, RCRA	956
Illinois*	NELAP SDWA, CWA, RCRA	200003
Iowa	SW/CS	374
Kansas*	NELAP SDWA, CWA, RCRA	E-10187
Kentucky	SDWA	90029
Kentucky UST	UST	30
Louisiana*	NELAP CWA, RCRA	2031
Maine	SDWA, CWA	NY0044
Maryland	SDWA	294
Massachusetts	SDWA, CWA	M-NY044
Michigan	SDWA	9937
Minnesota	SDWA,CWA, RCRA	036-999-337
New Hampshire*	NELAP SDWA, CWA	233701
New Jersey*	NELAP,SDWA, CWA, RCRA,	NY455
New York*	NELAP, AIR, SDWA, CWA, RCRA,CLP	10026
Oklahoma	CWA, RCRA	9421
Pennsylvania*	NELAP CWA,RCRA	68-00281
Tennessee	SDWA	02970
Texas*	NELAP CWA, RCRA	T104704412-08-TX
USDA	FOREIGN SOIL PERMIT	S-41579
USDOE	Department of Energy	DOECAP-STB
Virginia	SDWA	278
Washington*	NELAP CWA,RCRA	C1677
Wisconsin	CWA, RCRA	998310390
West Virginia	CWA,RCRA	252

*As required under the indicated accreditation, the test results in this report meet all NELAP requirements for parameters for which accre ditation is required or available. Any exceptions to NELAP requirements are noted in this report.

Benchmark Environmental & Engineering Science
2558 Hamburg Turnpike, Suite 300
Lackawanna, NY 14218

Work Order: RSJ1288

Project: Benchmark - Globe site
Project Number: TURN

Received: 10/23/09
Reported: 11/06/09 16:44

CASE NARRATIVE

According to 40CFR Part 136.3, pH, Chlorine Residual, Dissolved Oxygen, Sulfite, and Temperature analyses are to be performed immediately after aqueous sample collection. When these parameters are not indicated as field (e.g. field-pH), they were not analyzed immediately, but as soon as possible after laboratory receipt.

There are pertinent documents appended to this report, 37 pages, are included and are an integral part of this report.

Reproduction of this analytical report is permitted only in its entirety. This report shall not be reproduced except in full without the written approval of the laboratory.

TestAmerica Laboratories, Inc. certifies that the analytical results contained herein apply only to the samples tested as received by our Laboratory.

Benchmark Environmental & Engineering Science
2558 Hamburg Turnpike, Suite 300
Lackawanna, NY 14218

Work Order: RSJ1288

Project: Benchmark - Globe site
Project Number: TURN

Received: 10/23/09
Reported: 11/06/09 16:44

DATA QUALIFIERS AND DEFINITIONS

B Analyte was detected in the associated Method Blank.

NR Any inclusion of NR indicates that the project specific requirements do not require reporting estimated values below the laboratory reporting limit.

ADDITIONAL COMMENTS

Results are reported on a wet weight basis unless otherwise noted.

Benchmark Environmental & Engineering Science
2558 Hamburg Turnpike, Suite 300
Lackawanna, NY 14218

Work Order: RSJ1288

Project: Benchmark - Globe site
Project Number: TURN

Received: 10/23/09
Reported: 11/06/09 16:44

Executive Summary - Detections

Analyte	Sample Result	Data Qualifiers	RL	MDL	Units	Dil Fac	Date Analyzed	Lab Tech	Batch	Method
Sample ID: RSJ1288-01 (TP-13 - Solid)						**Sampled: 10/08/09 15:15**			**Recvd: 10/23/09 15:52**	
TCLP Metals										
Chromium	**0.168**		0.0040	NR	mg/L	1.00	10/28/09 17:21	DAN	9J27085	6010B TCLP
General Chemistry Parameters										
Percent Solids	**66**		0.010	NR	%	1.00	10/26/09 15:52	JRR	9J26032	Dry Weight
160.3 MOD_9301388										
Percent Solids	**71.9**		10	NR	%	1.00	10/29/09 12:58	JB	9301388	160.3 MOD_9301388
7196A_9307086										
CR, Hexavalent	**1.5**		1.1	NR	mg/kg	1.00	11/03/09 00:00	AS	9307086	7196A_930708 6
Sample ID: RSJ1288-02 (TP-16 - Solid)						**Sampled: 10/09/09 13:50**			**Recvd: 10/23/09 15:52**	
TCLP Metals										
Chromium	**0.0181**		0.0040	NR	mg/L	1.00	10/28/09 17:26	DAN	9J27085	6010B TCLP
General Chemistry Parameters										
Percent Solids	**86**		0.010	NR	%	1.00	10/26/09 15:54	JRR	9J26032	Dry Weight
160.3 MOD_9301388										
Percent Solids	**87.5**		10	NR	%	1.00	10/29/09 12:58	JB	9301388	160.3 MOD_9301388
7196A_9307086										
CR, Hexavalent	**1.4**		0.91	NR	mg/kg	1.00	11/03/09 00:00	AS	9307086	7196A_930708 6

Benchmark Environmental & Engineering Science
2558 Hamburg Turnpike, Suite 300
Lackawanna, NY 14218

Work Order: RSJ1288

Project: Benchmark - Globe site
Project Number: TURN

Received: 10/23/09
Reported: 11/06/09 16:44

Sample Summary

Sample Identification	Lab Number	Client Matrix	Date/Time Sampled	Date/Time Received	Sample Qualifiers
TP-13	RSJ1288-01	Solid	10/08/09 15:15	10/23/09 15:52	
TP-16	RSJ1288-02	Solid	10/09/09 13:50	10/23/09 15:52	

Benchmark Environmental & Engineering Science
2558 Hamburg Turnpike, Suite 300
Lackawanna, NY 14218

Work Order: RSJ1288

Project: Benchmark - Globe site
Project Number: TURN

Received: 10/23/09
Reported: 11/06/09 16:44

Analytical Report

Analyte	Sample Result	Data Qualifiers	RL	MDL	Units	Dil Fac	Date Analyzed	Lab Tech	Batch	Method
Sample ID: RSJ1288-01 (TP-13 - Solid)						**Sampled: 10/08/09 15:15**		**Recvd: 10/23/09 15:52**		
TCLP Metals										
Chromium	**0.168**		0.0040	NR	mg/L	1.00	10/28/09 17:21	DAN	9J27085	6010B TCLP
General Chemistry Parameters										
Percent Solids	**66**		0.010	NR	%	1.00	10/26/09 15:52	JRR	9J26032	Dry Weight
TCLP Extraction by EPA 1311										
Toxicity Characteristic Leaching Procedure	ND		NA	0.0	mg/L	1.00	10/27/09 12:30	BML	9J26098	1311
160.3 MOD_9301388										
Percent Solids	**71.9**		10	NR	%	1.00	10/29/09 12:58	JB	9301388	160.3 MOD_9301388
7196A_9307086										
CR, Hexavalent	**1.5**		1.1	NR	mg/kg	1.00	11/03/09 00:00	AS	9307086	7196A_9307086

Benchmark Environmental & Engineering Science
2558 Hamburg Turnpike, Suite 300
Lackawanna, NY 14218

Work Order: RSJ1288

Project: Benchmark - Globe site
Project Number: TURN

Received: 10/23/09
Reported: 11/06/09 16:44

Analytical Report

Analyte	Sample Result	Data Qualifiers	RL	MDL	Units	Dil Fac	Date Analyzed	Lab Tech	Batch	Method
Sample ID: RSJ1288-02 (TP-16 - Solid)						**Sampled: 10/09/09 13:50**		**Recvd: 10/23/09 15:52**		
TCLP Metals										
Chromium	**0.0181**		0.0040	NR	mg/L	1.00	10/28/09 17:26	DAN	9J27085	6010B TCLP
General Chemistry Parameters										
Percent Solids	**86**		0.010	NR	%	1.00	10/26/09 15:54	JRR	9J26032	Dry Weight
TCLP Extraction by EPA 1311										
Toxicity Characteristic Leaching Procedure	ND		NA	0.0	mg/L	1.00	10/27/09 12:30	BML	9J26098	1311
160.3 MOD_9301388										
Percent Solids	**87.5**		10	NR	%	1.00	10/29/09 12:58	JB	9301388	160.3 MOD_9301388
7196A_9307086										
CR, Hexavalent	**1.4**		0.91	NR	mg/kg	1.00	11/03/09 00:00	AS	9307086	7196A_9307086

Benchmark Environmental & Engineering Science
2558 Hamburg Turnpike, Suite 300
Lackawanna, NY 14218

Work Order: RSJ1288

Project: Benchmark - Globe site
Project Number: TURN

Received: 10/23/09
Reported: 11/06/09 16:44

SAMPLE EXTRACTION DATA

Parameter	Batch	Lab Number	Wt/Vol Extracte	Units	Extract Volume	Units	Date Prepared	Lab Tech	Extraction Method
General Chemistry Parameters									
Dry Weight	9J26032	RSJ1288-01	10.00	g	10.00	g	10/26/09 11:03	JRR	Dry Weight
Dry Weight	9J26032	RSJ1288-02	10.00	g	10.00	g	10/26/09 11:03	JRR	Dry Weight
TCLP Extraction by EPA 1311									
1311	9J26098	RSJ1288-01	100.00	g	2,000.00	mL	10/27/09 12:30	BML	TCLP Metals 1311
1311	9J26098	RSJ1288-02	100.00	g	2,000.00	mL	10/27/09 12:30	BML	TCLP Metals 1311
TCLP Metals									
6010B TCLP	9J27085	RSJ1288-01	50.00	mL	50.00	mL	10/28/09 07:25	KCW	3010A
6010B TCLP	9J27085	RSJ1288-02	50.00	mL	50.00	mL	10/28/09 07:25	KCW	3010A

Benchmark Environmental & Engineering Science
2558 Hamburg Turnpike, Suite 300
Lackawanna, NY 14218

Work Order: RSJ1288

Project: Benchmark - Globe site
Project Number: TURN

Received: 10/23/09
Reported: 11/06/09 16:44

LABORATORY QC DATA

Analyte	Source Result	Spike Level	RL	MDL	Units	Result	% REC	% REC Limits	% RPD	RPD Limit	Data Qualifiers
TCLP Metals											
Blank Analyzed: 10/28/09 (Lab Number:9J27085-BLK1, Batch: 9J27085)											
Chromium			0.0040	NR	mg/L	ND					B
Blank Analyzed: 10/28/09 (Lab Number:9J27085-BLK2, Batch: 9J27085)											
Chromium			0.0040	NR	mg/L	ND					
LCS Analyzed: 10/28/09 (Lab Number:9J27085-BS1, Batch: 9J27085)											
Chromium		1.00	0.0040	NR	mg/L	0.984	98	80-120			

Benchmark Environmental & Engineering Science
2558 Hamburg Turnpike, Suite 300
Lackawanna, NY 14218

Work Order: RSJ1288

Project: Benchmark - Globe site
Project Number: TURN

Received: 10/23/09
Reported: 11/06/09 16:44

LABORATORY QC DATA

Analyte	Source Result	Spike Level	RL	MDL	Units	Result	% REC	% REC Limits	% RPD	RPD Limit	Data Qualifiers
TCLP Extraction by EPA 1311											
Blank Analyzed: 10/27/09 (Lab Number:9J26098-BLK1, Batch: 9J26098)											
Toxicity Characteristic Leaching Procedure			NA	0.0	mg/L	ND					

Benchmark Environmental & Engineering Science
2558 Hamburg Turnpike, Suite 300
Lackawanna, NY 14218

Work Order: RSJ1288

Project: Benchmark - Globe site
Project Number: TURN

Received: 10/23/09
Reported: 11/06/09 16:44

LABORATORY QC DATA

Analyte	Source Result	Spike Level	RL	MDL	Units	Result	% REC	% REC Limits	% RPD	RPD Limit	Data Qualifiers
160.3 MOD_9301388											
Duplicate Analyzed: 10/29/09 (Lab Number:A9J230106001X, Batch: 9301388)											
QC Source Sample: A9J230106001											
Percent Solids	99.8		10	NR	%	99.9		-			
Duplicate Analyzed: 10/29/09 (Lab Number:A9J240173002X, Batch: 9301388)											
QC Source Sample: RSJ1288-02											
Percent Solids	87.5		10	NR	%	87.1		-			
Blank Analyzed: 10/29/09 (Lab Number:A9J280000388B, Batch: 9301388)											
Percent Solids			10	NR	%	ND		-			

Benchmark Environmental & Engineering Science
2558 Hamburg Turnpike, Suite 300
Lackawanna, NY 14218

Work Order: RSJ1288

Project: Benchmark - Globe site
Project Number: TURN

Received: 10/23/09
Reported: 11/06/09 16:44

LABORATORY QC DATA

Analyte	Source Result	Spike Level	RL	MDL	Units	Result	% REC	% REC Limits	% RPD	RPD Limit	Data Qualifiers
7196A_9307086											
Blank Analyzed: 11/03/09 (Lab Number:A9K030000086B, Batch: 9307086)											
CR, Hexavalent			0.8	NR	mg/kg	ND		-			
LCS Analyzed: 11/03/09 (Lab Number:A9K030000086C, Batch: 9307086)											
CR, Hexavalent		644	0.8	NR	mg/kg	779	121	10-200			

Table of Contents

Analytical Report Cover Page A9J240173 1
Case Narrative 2
Executive Summary 7
Analytical Method Summary 9
Sample Summary 11
Shipping and Receiving Documents 13
General Chemistry Data 17
Sample Data 18
Supportive Raw Data 26

Total # of Pages in this Document 36

TestAmerica
THE LEADER IN ENVIRONMENTAL TESTING

TestAmerica Laboratories, Inc.

ANALYTICAL REPORT

PROJECT NO. RSJ1288

RSJ1288/BENCHMARK ENV.

Lot #: A9J240173

Brian Fischer

TestAmerica Buffalo
10 Hazelwood Drive
Amherst, NY 14228

TESTAMERICA LABORATORIES, INC.

Billy Blake
Project Manager

November 4, 2009

TestAmerica
THE LEADER IN ENVIRONMENTAL TESTING

CASE NARRATIVE

CASE NARRATIVE

A9J240173

The following report contains the analytical results for two solid samples submitted to TestAmerica North Canton by TestAmerica Buffalo from the RSJ1288/Benchmark Env. Site, project number RSJ1288. The samples were received October 24, 2009, according to documented sample acceptance procedures.

TestAmerica utilizes USEPA approved methods in all analytical work. The samples presented in this report were analyzed for the parameter(s) listed on the analytical methods summary page in accordance with the method(s) indicated. Preliminary results were provided to Brian Fischer on November 03, 2009. A summary of QC data for these analyses is included at the back of the report.

TestAmerica North Canton attests to the validity of the laboratory data generated by TestAmerica facilities reported herein. All analyses performed by TestAmerica facilities were done using established laboratory SOPs that incorporate QA/QC procedures described in the applicable methods. TestAmerica's operations groups have reviewed the data for compliance with the laboratory QA/QC plan, and data have been found to be compliant with laboratory protocols unless otherwise noted below.

All solid sample results are reported on an "as received" basis unless otherwise indicated by a dry weight adjustment footnote at the bottom of the analytical report page. The list of parameters which are never reported on a dry weight basis is included on the Sample Summary.

The test results in this report meet all NELAP requirements for parameters for which accreditation is required or available. Any exceptions to NELAP requirements are noted in this report. Pursuant to NELAP, this report may not be reproduced, except in full, without the written approval of the laboratory.

All parameters were evaluated to the reporting limit.

Please refer to the Quality Control Elements Narrative following this case narrative for additional quality control information.

If you have any questions, please call the Project Manager, Billy Blake, at 330-497-9396.

This report is sequentially paginated. The final page of the report is labeled as "END OF REPORT."

CASE NARRATIVE (continued)

SUPPLEMENTAL QC INFORMATION

SAMPLE RECEIVING

The temperature of the cooler upon sample receipt was 2.2°C.

GENERAL CHEMISTRY

The analytical results met the requirements of the laboratory's QA/QC program.

QUALITY CONTROL ELEMENTS NARRATIVE

TestAmerica conducts a quality assurance/quality control (QA/QC) program designed to provide scientifically valid and legally defensible data. Toward this end, several types of quality control indicators are incorporated into the QA/QC program, which is described in detail in QA Policy, QA-003. These indicators are introduced into the sample testing process to provide a mechanism for the assessment of the analytical data. Program or agency specific requirements take precedence over the requirements listed in this narrative.

QC BATCH

Environmental samples are taken through the testing process in groups called QUALITY CONTROL BATCHES (QC batches). A QC batch contains up to twenty environmental samples of a similar matrix (water, soil) that are processed using the same reagents and standards. TestAmerica North Canton requires that each environmental sample be associated with a QC batch.

Several quality control samples are included in each QC batch and are processed identically to the twenty environmental samples.

For SW846/RCRA methods, QC samples include a METHOD BLANK (MB), a LABORATORY CONTROL SAMPLE (LCS) and, where appropriate, a MATRIX SPIKE/MATRIX SPIKE DUPLICATE (MS/MSD) pair or a MATRIX SPIKE/SAMPLE DUPLICATE (MS/DU) pair. If there is insufficient sample to perform an MS/MSD or an MS/DU, then a LABORATORY CONTROL SAMPLE DUPLICATE (LCSD) is included in the QC batch.

For 600 series/CWA methods, QC samples include a METHOD BLANK (MB), a LABORATORY CONTROL SAMPLE (LCS) and, where appropriate, a MATRIX SPIKE (MS). An MS is prepared and analyzed at a 10% frequency for GC Methods and at a 5% frequency for GC/MS methods.

LABORATORY CONTROL SAMPLE

The Laboratory Control Sample is a QC sample that is created by adding known concentrations of a full or partial set of target analytes to a matrix similar to that of the environmental samples in the QC batch. Multi peak responders may not be included in the target spike list due to co-elution. The LCS analyte recovery results are used to monitor the analytical process and provide evidence that the laboratory is performing the method within acceptable guidelines. All control analytes indicated by a bold type in the LCS must meet acceptance criteria. Failure to meet the established recovery guidelines requires the repreparation and reanalysis of all samples in the QC batch. Comparison of only the failed parameters from the first batch are evaluated. The only exception to the rework requirement is that if the LCS recoveries are biased high and the associated sample is ND (non-detected) for the parameter(s) of interest, the batch is acceptable.

At times, a Laboratory Control Sample Duplicate (LCSD) is also included in the QC batch. An LCSD is a QC sample that is created and handled identically to the LCS. Analyte recovery data from the LCSD is assessed in the same way as that of the LCS. The LCSD recoveries, together with the LCS recoveries, are used to determine the reproducibility (precision) of the analytical system. Precision data are expressed as relative percent differences (RPDs). If the RPD fails for an LCS/LCSD and yet the recoveries are within acceptance criteria, the batch is still acceptable.

METHOD BLANK

The Method Blank is a QC sample consisting of all the reagents used in analyzing the environmental samples contained in the QC batch. Method Blank results are used to determine if interference or contamination in the analytical system could lead to the reporting of false positive data or elevated analyte concentrations. All target analytes must be below the reporting limits (RL) or the associated sample(s) must be ND except under the following circumstances:

- Common organic contaminants may be present at concentrations up to 5 times the reporting limits. Common metals contaminants may be present at concentrations up to 2 times the reporting limit, or the reported blank concentration must be twenty fold less than the concentration reported in the associated environmental samples. (See common laboratory contaminants listed in the table.)

Volatile (GC or GC/MS)	Semivolatile (GC/MS)	Metals ICP-MS	Metals ICP Trace
Methylene Chloride, Acetone, 2-Butanone	Phthalate Esters	Copper, Iron, Zinc, Lead, Calcium, Magnesium, Potassium, Sodium, Barium, Chromium, Manganese	Copper, Iron, Zinc, Lead

QUALITY CONTROL ELEMENTS NARRATIVE (continued)

- Organic blanks will be accepted if compounds detected in the blank are present in the associated samples at levels 10 times the blank level. Inorganic blanks will be accepted if elements detected in the blank are present in the associated samples at 20 times the blank level.

- Blanks will be accepted if the compounds/elements detected are not present in any of the associated environmental samples.

Failure to meet these Method Blank criteria requires the repreparation and reanalysis of all samples in the QC batch.

MATRIX SPIKE/MATRIX SPIKE DUPLICATE

A Matrix Spike and a Matrix Spike Duplicate are a pair of environmental samples to which known concentrations of a full or partial set of target analytes are added. The MS/MSD results are determined in the same manner as the results of the environmental sample used to prepare the MS/MSD. The analyte recoveries and the relative percent differences (RPDs) of the recoveries are calculated and used to evaluate the effect of the sample matrix on the analytical results. Due to the potential variability of the matrix of each sample, the MS/MSD results may not have an immediate bearing on any samples except the one spiked; therefore, the associated batch MS/MSD may not reflect the same compounds as the samples contained in the analytical report. When these MS/MSD results fail to meet acceptance criteria, the data is evaluated. If the LCS is within acceptance criteria, the batch is considered acceptable.

For certain methods, a Matrix Spike/Sample Duplicate (MS/DU) may be included in the QC batch in place of the MS/MSD. For the parameters (i.e. pH, ignitability) where it is not possible to prepare a spiked sample, a Sample Duplicate may be included in the QC batch. However, a Sample Duplicate is less likely to provide usable precision statistics depending on the likelihood of finding concentrations below the standard reporting limit. When the Sample Duplicate result fails to meet acceptance criteria, the data is evaluated.

For certain methods (600 series methods/CWA), a Matrix Spike is required in place of a Matrix Spike/Matrix Spike Duplicate (MS/MSD) or Matrix Spike/Sample Duplicate (MS/DU).

The acceptance criteria do not apply to samples that are diluted.

SURROGATE COMPOUNDS

In addition to these batch-related QC indicators, each organic environmental and QC sample is spiked with surrogate compounds. Surrogates are organic chemicals that behave similarly to the analytes of interest and that are rarely present in the environment. Surrogate recoveries are used to monitor the individual performance of a sample in the analytical system.

If surrogate recoveries are biased high in the LCS, LCSD, or the Method Blank, and the associated sample(s) are ND, the batch is acceptable. Otherwise, if the LCS, LCSD, or Method Blank surrogate(s) fail to meet recovery criteria, the entire sample batch is reprepared and reanalyzed. If the surrogate recoveries are outside criteria for environmental samples, the samples will be reprepared and reanalyzed unless there is objective evidence of matrix interference or if the sample dilution is greater than the threshold outlined in the associated method SOP.

The acceptance criteria do not apply to samples that are diluted. All other surrogate recoveries will be reported.

For the GC/MS BNA methods, the surrogate criterion is that two of the three surrogates for each fraction must meet acceptance criteria. The third surrogate must have a recovery of ten percent or greater.

For the Pesticide and PCB methods, the surrogate criterion is that one of two surrogate compounds must meet acceptance criteria. The second surrogate must have a recovery of 10% or greater.

TestAmerica
THE LEADER IN ENVIRONMENTAL TESTING

EXECUTIVE SUMMARY

EXECUTIVE SUMMARY - Detection Highlights

A9J240173

PARAMETER	RESULT	REPORTING LIMIT	UNITS	ANALYTICAL METHOD
RSJ1288-01 10/08/09 15:15 001				
Hexavalent Chromium	1.5	1.1	mg/kg	SW846 7196A
Percent Solids	71.9	10.0	%	MCAWW 160.3 MOD
RSJ1288-02 10/09/09 13:50 002				
Hexavalent Chromium	1.4	0.91	mg/kg	SW846 7196A
Percent Solids	87.5	10.0	%	MCAWW 160.3 MOD

TestAmerica
THE LEADER IN ENVIRONMENTAL TESTING

METHOD SUMMARY

ANALYTICAL METHODS SUMMARY

A9J240173

PARAMETER	ANALYTICAL METHOD
Hexavalent Chromium	SW846 7196A
Total Residue as Percent Solids	MCAWW 160.3 MOD

References:

MCAWW "Methods for Chemical Analysis of Water and Wastes", EPA-600/4-79-020, March 1983 and subsequent revisions.

SW846 "Test Methods for Evaluating Solid Waste, Physical/Chemical Methods", Third Edition, November 1986 and its updates.

TestAmerica
THE LEADER IN ENVIRONMENTAL TESTING

SAMPLE SUMMARY

SAMPLE SUMMARY

A9J240173

WO #	SAMPLE#	CLIENT SAMPLE ID	SAMPLED DATE	SAMP TIME
LM89H	001	RSJ1288-01	10/08/09	15:15
LM89M	002	RSJ1288-02	10/09/09	13:50

NOTE(S):

- The analytical results of the samples listed above are presented on the following pages.
- All calculations are performed before rounding to avoid round-off errors in calculated results.
- Results noted as "ND" were not detected at or above the stated limit.
- This report must not be reproduced, except in full, without the written approval of the laboratory.
- Results for the following parameters are never reported on a dry weight basis: color, corrosivity, density, flashpoint, ignitability, layers, odor, paint filter test, pH, porosity pressure, reactivity, redox potential, specific gravity, spot tests, solids, solubility, temperature, viscosity, and weight.

TestAmerica
THE LEADER IN ENVIRONMENTAL TESTING

SHIPPING AND RECEIVING DOCUMENTS

SUBCONTRACT ORDER

TestAmerica Buffalo

RSJ1288

SENDING LABORATORY:

TestAmerica Buffalo
10 Hazelwood Drive
Amherst, NY 14228
Phone: 716-691-2600
Fax: 716-691-7991
Project Manager: Brian Fischer
Client: Benchmark Environmental & Engineering Science

RECEIVING LABORATORY:

TestAmerica North Canton
4101 Shuffel Drive NW
North Canton, OH 44720
Phone :(330) 497-9396
Fax: -
Project Location: _UNKNOWN
Receipt Temperature: 2.2°C Ice: Y / N

Report: Level 2 Report

Analysis	Units	Due	Expires	Interlab Price	Surch	Comments
Sample ID: RSJ1288-01	**Solid**		Sampled: **10/08/09 15:15**			
WC - Chrom VI 7196A	mg/kg	11/06/09	11/07/09 15:15	$39.00	0%	A00088,
Containers Supplied:						
Sample ID: RSJ1288-02	**Solid**		Sampled: **10/09/09 13:50**			
WC - Chrom VI 7196A	mg/kg	11/06/09	11/08/09 13:50	$39.00	0%	A00088,
Containers Supplied:						

Released By _____ Date/Time 10/23/09 1700 Received By _____ Date/Time 24 09 2009 1000

Released By _____ Date/Time _____ Received By _____ Date/Time _____

North Canton

TestAmerica Cooler Receipt Form/Narrative
North Canton Facility

Lot Number: A9J240173

Client BUFFALO Project RSJ/288 By: [signature] (Signature)
Cooler Received on 24 OCT 2009 Opened on 24 OCT 2009
FedEx [X] UPS [ ] DHL [ ] FAS [ ] Stetson [ ] Client Drop Off [ ] TestAmerica Courier [ ] Other ____
TestAmerica Cooler # ____ Multiple Coolers [ ] Foam Box [ ] Client Cooler [X] Other ____

1. Were custody seals on the outside of the cooler(s)? Yes [X] No [ ] Intact? Yes [X] No [ ] NA [ ]
   If YES, Quantity 1 Quantity Unsalvageable ____
   Were custody seals on the outside of cooler(s) signed and dated? Yes [X] No [ ] NA [ ]
   Were custody seals on the bottle(s)? Yes [ ] No [X]
   If YES, are there any exceptions? ____
2. Shippers' packing slip attached to the cooler(s)? Yes [X] No [ ]
3. Did custody papers accompany the sample(s)? Yes [X] No [ ] Relinquished by client? Yes [X] No [ ]
4. Were the custody papers signed in the appropriate place? Yes [X] No [ ]
5. Packing material used: Bubble Wrap [X] Foam [ ] None [ ] Other PLASTIC BAG
6. Cooler temperature upon receipt 2.2 °C See back of form for multiple coolers/temps [ ]
   METHOD: IR [X] Other [ ] ____
   COOLANT: Wet Ice [X] Blue Ice [ ] Dry Ice [ ] Water [ ] None [ ]
7. Did all bottles arrive in good condition (Unbroken)? Yes [X] No [ ]
8. Could all bottle labels be reconciled with the COC? Yes [X] No [ ]
9. Were sample(s) at the correct pH upon receipt? Yes [ ] No [ ] NA [X]
10. Were correct bottle(s) used for the test(s) indicated? Yes [X] No [ ]
11. Were air bubbles >6 mm in any VOA vials? Yes [ ] No [ ] NA [X]
12. Sufficient quantity received to perform indicated analyses? Yes [X] No [ ]
13. Was a trip blank present in the cooler(s)? Yes [ ] No [X] Were VOAs on the COC? Yes [ ] No [X]

Contacted PM ____ Date ____ by ____ via Verbal [ ] Voice Mail [ ] Other [ ]
Concerning ____

14. CHAIN OF CUSTODY

The following discrepancies occurred:

15. SAMPLE CONDITION

Sample(s) ____ were received after the recommended holding time had expired.
Sample(s) ____ were received in a broken container.
Sample(s) ____ were received with bubble >6 mm in diameter. (Notify PM)

16. SAMPLE PRESERVATION

Sample(s) ____ were further preserved in Sample Receiving to meet recommended pH level(s). *Nitric Acid Lot#* 031909-*HNO_3; Sulfuric Acid Lot#* 082509-*H_2SO_4; Sodium Hydroxide Lot#* 100108 -*NaOH; Hydrochloric Acid Lot#* 092006-*HCl; Sodium Hydroxide and Zinc Acetate Lot#* 100108-*$(CH_3COO)_2ZN/NaOH$.* What time was preservative added to sample(s)? ____

Client ID	pH	Date	Initials

TestAmerica Cooler Receipt Form/Narrative
North Canton Facility

Client ID	pH	Date	Initials

Cooler	Temp °C	Method	Coolant

Discrepancies Cont'd

TestAmerica
THE LEADER IN ENVIRONMENTAL TESTING

GENERAL CHEMISTRY DATA

TestAmerica
THE LEADER IN ENVIRONMENTAL TESTING

SAMPLE DATA

TestAmerica Buffalo

Client Sample ID: RSJ1288-01

General Chemistry

Lot-Sample #...: A9J240173-001 **Work Order #...:** LM89H **Matrix.....:** SO
Date Sampled...: 10/08/09 15:15 **Date Received..:** 10/24/09
% Moisture.....: 28

PARAMETER	RESULT	RL	UNITS	METHOD	PREPARATION-ANALYSIS DATE	PREP BATCH #
Hexavalent Chromium	**1.5**	**1.1**	**mg/kg**	**SW846 7196A**	**11/03/09**	**9307086**
	Dilution Factor: 1					
Percent Solids	**71.9**	**10.0**	**%**	**MCAWW 160.3 MOD**	**10/28-10/29/09**	**9301388**
	Dilution Factor: 1					

NOTE(S):

RL Reporting Limit

Results and reporting limits have been adjusted for dry weight.

TestAmerica Buffalo

Client Sample ID: RSJ1288-02

General Chemistry

Lot-Sample #...: A9J240173-002 **Work Order #...:** LM89M **Matrix.....:** SO
Date Sampled...: 10/09/09 13:50 **Date Received..:** 10/24/09
% Moisture.....: 13

PARAMETER	RESULT	RL	UNITS	METHOD	PREPARATION-ANALYSIS DATE	PREP BATCH #
Hexavalent Chromium	**1.4**	**0.91**	**mg/kg**	**SW846 7196A**	**11/03/09**	**9307086**
	Dilution Factor: 1					
Percent Solids	**87.5**	**10.0**	**%**	**MCAWW 160.3 MOD**	**10/28-10/29/09**	**9301388**
	Dilution Factor: 1					

NOTE(S):

RL Reporting Limit

Results and reporting limits have been adjusted for dry weight.

METHOD BLANK REPORT

General Chemistry

Client Lot #...: A9J240173 **Matrix.....:** SOLID

PARAMETER	RESULT	REPORTING LIMIT	UNITS	METHOD	PREPARATION-ANALYSIS DATE	PREP BATCH #
Hexavalent Chromium		Work Order #: LNQWF1AA		MB Lot-Sample #:	A9K030000-086	
	ND	0.80	mg/kg	SW846 7196A	11/03/09	9307086
		Dilution Factor: 1				
Percent Solids		Work Order #: LNEWR1AA		MB Lot-Sample #:	A9J280000-388	
	ND	10.0	%	MCAWW 160.3 MOD	10/28-10/29/09	9301388
		Dilution Factor: 1				

NOTE(S):

Calculations are performed before rounding to avoid round-off errors in calculated results.

LABORATORY CONTROL SAMPLE EVALUATION REPORT

General Chemistry

Client Lot #...: A9J240173 **Matrix.....:** SOLID

PARAMETER	PERCENT RECOVERY	RECOVERY LIMITS	METHOD	PREPARATION-ANALYSIS DATE	PREP BATCH #
Hexavalent Chromium		Work Order #: LNQWF1AC	LCS Lot-Sample#: A9K030000-086		
	121	(10 - 200)	SW846 7196A	11/03/09	9307086
		Dilution Factor: 1			

NOTE(S):

Calculations are performed before rounding to avoid round-off errors in calculated results.

LABORATORY CONTROL SAMPLE DATA REPORT

General Chemistry

Client Lot #...: A9J240173 **Matrix.....:** SOLID

PARAMETER	SPIKE AMOUNT	MEASURED AMOUNT	UNITS	PERCNT RECVRY	METHOD	PREPARATION-ANALYSIS DATE	PREP BATCH #
Hexavalent Chromium	Work Order #: LNQWF1AC LCS Lot-Sample#: A9K030000-086						
	644	779	mg/kg	121	SW846 7196A	11/03/09	9307086
	Dilution Factor: 1						

NOTE(S):

Calculations are performed before rounding to avoid round-off errors in calculated results.

SAMPLE DUPLICATE EVALUATION REPORT

General Chemistry

Client Lot #...: A9J240173 **Work Order #...:** LM5VF-SMP LM5VF-DUP **Matrix.....:** SOLID
Date Sampled...: 10/21/09 **Date Received..:** 10/21/09
% Moisture.....: 0.16

PARAM	RESULT	DUPLICATE RESULT	UNITS	RPD	RPD LIMIT	METHOD	PREPARATION-ANALYSIS DATE	PREP BATCH #
Percent Solids						SD Lot-Sample #: A9J230106-001		
	99.8	99.9	%	0.013	(0-20)	MCAWW 160.3 MOD	10/28-10/29/09	9301388

Dilution Factor: 1

SAMPLE DUPLICATE EVALUATION REPORT

General Chemistry

Client Lot #...: A9J240173 **Work Order #...:** LM89M-SMP LM89M-DUP **Matrix.....:** SO
Date Sampled...: 10/09/09 13:50 **Date Received..:** 10/24/09
% Moisture.....: 13

PARAM	RESULT	DUPLICATE RESULT	UNITS	RPD	RPD LIMIT	METHOD	PREPARATION-ANALYSIS DATE	PREP BATCH #
Percent Solids						SD Lot-Sample #: A9J240173-002		
	87.5	87.1	%	0.39	(0-20)	MCAWW 160.3 MOD	10/28-10/29/09	9301388

Dilution Factor: 1

TestAmerica
THE LEADER IN ENVIRONMENTAL TESTING

SUPPORTIVE RAW DATA

			TestAmerica, North Canton			
		Percent Total Solid/Percent Moisture Logsheet				
		Method 160.3, 160.5, D2216-90, D1553-83				
Analysis	TS			Batch		9301388
Prep Date	10/28/2009	Time In	15:45	Analyst	BW/JB	WETCHEM
Anal date	10/29/2009	Time Out	5:30	RL	10	
Oven	**2**	Balance	**6**	Due Date:	**11/2/2009**	
Sample	Tare	Wet	Dry	Result TS	Result MS	time
ID	wt	wt	wt	%	%	
BLANK	4.7295	4.7349	4.7221	0.43	ND	12:56
LM2E91AA	4.7295	5.5490	5.3473	75.387	24.613	12:56
LM7FP1AR	4.7295	11.0681	6.7564	31.977	68.023	12:57
LM73R1AA	4.7295	6.9089	6.7445	92.457	7.543	12:57
LM76J1AA	4.7295	15.9540	15.7726	98.384	1.616	12:57
LM7671AA	4.7295	14.4758	14.3348	98.553	1.447	12:57
LM8NP1AA	4.7295	9.9248	9.8094	97.779	2.221	12:57
LM8N11AA	4.7295	8.8916	8.8225	98.340	1.660	12:58
LM8N21AA	4.7295	8.8120	8.7370	98.163	1.837	12:58
LM8N31AA	4.7295	10.2396	10.1326	98.058	1.942	12:58
LM89H1AA	4.7295	8.9751	7.7839	71.943	28.057	12:58
LM89M1AD X	4.7295	8.7614	8.2430	87.143	12.857	12:58
LM89M1AA	4.7295	7.0812	6.7869	87.486	12.514	12:58
LM5VF1AQ X	4.7295	18.8803	18.8608	99.862	0.138	12:59
LM5VF1AP	4.7295	12.7392	12.7271	99.849	0.151	12:59
	4.7295			100.000	0.000	
	4.7295			100.000	0.000	
	4.7295			100.000	0.000	
	4.7295			100.000	0.000	
	4.7295			100.000	0.000	
	4.7295			100.000	0.000	
	4.7295			100.000	0.000	
	4.7295			100.000	0.000	

TestAmerica, North Canton

General Chemistry Data Review Checklist

Parameter(s): Hexavalent Chromium

Batch(es): 93070860

Method #/SOP#: 7196A

Review Items	Level I Review			Level II Review		
A. Initial Calibration	YES	NO	N/A	YES	NO	N/A
1. Initial calibration correlation coefficient ≥ 0.995?	✓			✓		
2. Calibration curve consist of the minimum number of calibration standards?	✓			✓		
3. ICV analyzed at immediately after calibration and within control limits ? (90-110%)	✓			✓		
4. ICB analyzed immediately after ICV and within criteria (± RL)?	✓			✓		
B. Continuing Calibration						
1. CCV analyzed every 10 samples, at end of sequence and within criteria?	✓			✓		
2. CCB analyzed every 10 samples, at end of sequence & within criteria (±RL)?	✓			✓		
C. Sample Results						
1. Were samples with concentrations > the linear range diluted and reanalyzed ?			✓			✓
2. All reported results bracketed by in control QC ?	✓			✓		
3. Sample analyses done within holding time ?	✓			✓		
D. Quality Control						
1. LCS per prep batch and within QC limits ? *(LCSD, where applicable)*	✓			✓		
2. Method blank done per prep batch and < RL. Method blank RL supports the lowest RL reported for the batch?	✓			✓		
3. MS/MSD run at required frequency and evaluated? MS/MSD reported properly and calculated correctly?			✓			✓
4. Duplicate samples run at required frequency (duplicate sample performed per matrix encountered)?			✓			✓
E. Titrant						
1. Titrant standardized?			✓			✓
2. If no, standardization expires						
F. Other						
1. Are all nonconformances documented appropriately (NCM or narrative)?			✓			✓
2. Calculations checked for error ?	✓			✓		
3. Transcriptions checked for error ?	✓			✓		
4. All client/project specific requirements met ?	✓			✓		
5. Date/time of preparation and analysis verified as correct ?	✓			✓		
6. Units verified as correct?	✓			✓		
7. Dilutions have been properly applied and RL's adjusted appropriately?			✓			✓
8. SOP followed?	✓			✓		
9. Calculations checked at minimum frequency (at least 20%, 100% for QC)?	✓			✓		
10. All reagent and standard numbers recorded in logbook?	✓			✓		
11. Edits dated and initialed	✓			✓		

Comment on any "NO" response(s):

Level I reviewer: [signature] Date: 11-3-09

Level II Reviewer: OC Date: 11/3/09

N:\Inorganics\spreadsheets2\Use This Wet Chem_Level I.doc
Corporate Policy, QA-012
Revision date: 08/25/00

TestAmerica, North Canton

3060A/7196A Cr+6 Solid Logsheet

Analysis	CR+6 - Soils	Batch	9307086		Spectrophotometer			
					SPEC 20			
Prep Date	11/03/09	Lcs No.	HX91209					
					Wavelength			
Anal Date	11/03/09	Lcs Prep	11/3/09		540			
		Date			RL			
Analyst	AS	Balance ID:	B023		0.8 MG/KG			

Std No	Conc	ABS						
				Slope	0.5845			
HX91201	0.01	0.007		Intercept	0.0003			
HX91202	0.02	0.013		r	0.9999			
HX91203	0.10	0.054						
HX91204	0.25	0.151						
HX91205	0.50	0.291						
HX91206	1.00	0.585						
						Curve units mg/L		

Sample No	**ABS**	**Sample Vol**	**Final Vol**	**Dil**	**Final Conc**			
		in g	**in ml**		**in mg/kg**			
ICV	0.309	2.5	100	1	21.1216		HX91207	
BLK S	0.000	2.5	100	1	-0.0239			
Blank	0.000	2.5	100	1	-0.0239			
LCS - Sol	0.303	2.5	100	1	20.7110	TV=20	HX91208	
LCS - InSol	0.228	2.5	100	50	778.9279	TV=644	HX91209	

Sample No	**Sample Abs.**	**Bgk Abs**	**Corr Abs**	**Spk Amt**	**Curve Info**			**MSA Conc.**
CCV	0.305	2.5	100	1	20.8478			**in mg/kg**
CCB	0.000	2.5	100	1	-0.0239			
LM842	0.004	0.000	0.004	0.00	Slope	0.01555		0.3447
	0.018	0.000	0.018	0.80	Intercept	0.00536		
	0.069	0.000	0.069	4.00	r	0.99997		
	0.316	0.000	0.316	20.00				
LM843	0.027	0.000	**0.027**	0.00	Slope	0.01338		5.1748
	0.086	0.003	0.083	0.80	Intercept	0.06926		

	0.173	0.001	0.172	4.00	r	0.95712		SEE BELOW
	0.327	0.000	0.327	20.00				
CCV	0.302	2.5	100	1	20.6425			
CCB	0.000	2.5	100	1	-0.0239			
LM848	0.019	0.000	0.019	0.00	Slope	0.01498		1.1423
	0.033	0.000	0.033	0.80	Intercept	0.01711		
	0.07	0.000	0.070	4.00	r	0.99941		
	0.318	0.000	0.318	20.00				
LM849	0.008	0.000	0.008	0.00	Slope	0.01485		0.5336
	0.02	0.000	0.020	0.80	Intercept	0.00792		
	0.067	0.000	0.067	4.00	r	1.00000		
	0.305	0.000	0.305	20.00				
CCV	0.293	2.5	100	1	20.0266			
CCB	0.000	2.5	100	1	-0.0239			
LM85A	0.003	0	0.003	0	Slope	0.01352		0.2888
	0.019	0	0.019	0.8	Intercept	0.00391		
	0.054	0	0.054	4	r	0.99963		
	0.276	0.001	0.275	20				
LM85C	0.005	0.003	0.002	0	Slope	0.01239		0.3381
	0.019	0.002	0.017	0.8	Intercept	0.00419		
	0.056	0.003	0.053	4	r	0.99983		
	0.255	0.003	0.252	20				
CCV	0.291	2.5	100.000	1	19.8898			
CCB	0	2.5	100.000	1	-0.0239			
LM85D	0.009	0.001	0.008	0	Slope	0.01198		0.4976
	0.019	0.004	0.015	0.8	Intercept	0.00596		
	0.055	0.003	0.052	4	r	0.99989		
	0.249	0.003	0.246	20				
LM85E	0.012	0.002	0.010	0	Slope	0.01328		0.7074
	0.019	0	0.019	0.8	Intercept	0.00940		
	0.063	0	0.063	4	r	0.99998		
	0.275	0	0.275	20				
CCV	0.289	2.5	100.000	1	19.7529			
CCB	0.000	2.5	100.000	1	-0.0239			
LM85G	0.005	0.003	0.002	0	Slope	0.01142		0.1487
	0.01	0	0.010	0.8	Intercept	0.00170		
	0.05	0.002	0.048	4	r	0.99998		
	0.233	0.003	0.230	20				
LM85J	0.006	0	0.006	0	Slope	0.01509		0.3925
	0.021	0.002	0.019	0.8	Intercept	0.00592		
	0.065	0	0.065	4	r	0.99998		
	0.308	0	0.308	20				
CCV	0.272	2.5	100.000	1	18.5896			

CCB	0.001	2.5	100.000	1	0.0445			
LM85K	0.013	0	0.013	0	Slope	0.01575		0.5956
	0.021	0	0.021	0.8	Intercept	0.00938		
	0.069	0	0.069	4	r	0.99980		
	0.325	0	0.325	20				
LM85L	0.003	0	0.003	0	Slope	0.01526		0.2708
	0.016	0	0.016	0.8	Intercept	0.00413		
	0.067	0	0.067	4	r	0.99996		
	0.309	0	0.309	20				
CCV	0.27	2.5	100.000	1	18.4527			
CCB	0	2.5	100.000	1	-0.0239			
LM89H	0.048	0.032	**0.016**	0	Slope	0.00346		3.3989
	0.024	0.02	0.004	0.8	Intercept	0.01177		SEE BELOW
	0.083	0.05	0.033	4	r	0.97198		YELLOW
	0.103	0.023	0.080	20				
LM89M	0.045	0.027	**0.018**	0	Slope	0.00072		16.7256
	0.035	0.027	0.008	0.8	Intercept	0.01204		SEE BELOW
	0.037	0.024	0.013	4	r	0.83140		YELLOW
	0.047	0.02	0.027	20				
CCV	0.268	2.5	100.000	1	18.3158			
CCB	0.001	2.5	100.000	1	0.0445			
LM18L	0.006	0	0.006	0	Slope	0.00516		1.4982
	0.014	0	0.014	0.8	Intercept	0.00774		
	0.029	0.001	0.028	4	r	0.99945		
	0.112	0.001	0.111	20				
LM18P	0.014	0	0.014	0	Slope	0.01217		0.9086
	0.021	0.001	0.020	0.8	Intercept	0.01106		
	0.057	0	0.057	4	r	0.99978		
	0.255	0	0.255	20				
CCV	0.282	2.5	100.000	1	19.2739			
CCB	0	2.5	100.000	1	-0.0239			
LM18T	0.022	0.001	0.021	0	Slope	0.01039		1.4978
	0.027	0.002	0.025	0.8	Intercept	0.01557		
	0.053	0.004	0.049	4	r	0.99825		
	0.23	0.005	0.225	20				
LM18W	0.014	0	0.014	0	Slope	0.01127		0.4989
	0.014	0	0.014	0.8	Intercept	0.00562		
	0.042	0.001	0.041	4	r	0.99748		
	0.234	0.001	0.233	20				
CCV	0.281	2.5	100.000	1	19.2055			
CCB	0.001	2.5	100.000	1	0.0445			
LM182	0.013	0	0.013	0	Slope	0.01026		0.4285
	0.017	0.003	0.014	0.8	Intercept	0.00440		
	0.036	0.003	0.033	4	r	0.99575		

	0.215	0.003	0.212	20			0.00670		0.2899
LM184	0.036	0.033	0.003	0	Slope		0.00194		
	0.02	0.014	0.006	0.8	Intercept		0.99988		YELLOW
	0.052	0.023	0.029	4	r				
	0.171	0.035	0.136	20					
CCV	0.279	2.5	100.000	1		19.0686			
CCB	0.001	2.5	100.000	1		0.0445			
LM843	0.027	2.5	100.000	1		1.8237			
LM89H	0.016	2.5	100.000	1		1.0710			
LM89M	0.018	2.5	100.000	1		1.2078			
CCV	0.279	2.5	100.000	1		19.0686			
CCB	0.001	2.5	100.000	1		0.0445			

TestAmerica, North Canton
Hexachrome Solid Reagent and Standard Sheet

Date: 11/3/2009

Analyst: AMS

Reagent Name	Reagent Number
Alkaline Buffer Reagent:	WR91264-WR91276
Phosphate Buffer:	WR91277
Magnesium Chloride:	WR91005
Ottawa Sand:	WR80153
Color Reagent:	WR91269-WR91279
H2SO4:	WR91087

Conc.	Standard #		
0.01:	HX91201	CCV:	HX91207
0.02:	HX91202	LCS:	HX91208
0.10:	HX91203	LCS-S:	HX91209
0.25:	HX91204		
0.50:	HX91205		
1.00:	HX91206		

3 2.50 +0.05

TESTAMERICA, NORTH CANTON
Cr+6 Solid Weight Sheet

Analyst(s): AM, AS Batch No: 9307086

Weigh Date: 11-2-09 Balance ID: B023

Prep Date: 11-3-09 Anal. Date: 11-3-09

Time On: 10:35 Time Off: 11:35

Sample No.	Wt. 1 (g)	Wt. 2 (g)	Wt. 3 (g)	Wt. 4 (g)
LM842	2.51	2.51	2.49	2.48
LM843	2.48	2.51	2.49	2.54
LM848	2.52	2.51	2.50	2.52
LM849	2.53	2.53	2.534	2.51
LM85A	2.49	2.51	2.54	2.53
LM85C	2.47	2.52	2.49	2.47
LM85D	2.50	2.50	2.46	2.50
LM85E	2.47	2.51	2.52	2.51
LM85G	2.52	2.48	2.46	2.47
LM85J	2.50	2.51	2.48	2.53
LM85K	2.47	2.49	2.52	2.46
LM85L	2.53	2.47	2.52	2.50
LM89H	2.54	2.54	2.52	2.49
LM89M	2.52	2.49	2.48	2.51
LM18L	2.51	2.48	2.53	2.52
LM18P	2.49	2.53	2.54	2.53
LM18T	2.51	2.49	2.49	2.52
LM18W	2.54	2.49	2.50	2.46
LM182	2.52	2.47	2.55	2.49
LM184	2.52	2.50	2.51	2.51

TestAmerica North Canton

Sample Control Chain of Custody for General Chemistry

Lot Number	Sample	Suffix	Lab ID	Test	Prep Date	Prepared by	Analysis Date	Analyzed by
A9J240173	1		LM89H1AC	Chromium, Hexavalent (7196A)	11/03/09	Abigail Sigmon	11/03/09	Abigail Sigmon
A9J240173	1		LM89H1AA	Solids, Percent (as TS - 160.3 MOD) - Solids	10/28/09	Bruce Woodward	10/29/09	Jill Burns
A9J240173	2		LM89M1AC	Chromium, Hexavalent (7196A)	11/03/09	Abigail Sigmon	11/03/09	Abigail Sigmon
A9J240173	2		LM89M1AA	Solids, Percent (as TS - 160.3 MOD) - Solids	10/28/09	Bruce Woodward	10/29/09	Jill Burns
A9J240173	2	X	LM89M1AD	Solids, Percent (as TS - 160.3 MOD) - Solids	10/28/09	Bruce Woodward	10/29/09	Jill Burns

TestAmerica
THE LEADER IN ENVIRONMENTAL TESTING

END OF REPORT

TestAmerica Buffalo
SDG:
CLASS: METALS_SEQ
METHOD: 6010B TCLP

ANALYSES DATA PACKAGE COVER PAGE

6010B TCLP

Laboratory: TestAmerica Buffalo

SDG:

Client: Benchmark Environmental & Engineering Science

Project: Benchmark - NY4A9217

Client Sample Id:	Lab Sample Id:
TP-13	RSJ1288-01
TP-16	RSJ1288-02

Form 1
INORGANIC ANALYSIS DATA SHEET
6010B TCLP

TP-13 53/283

Laboratory: TestAmerica Buffalo SDG:

Client: Benchmark Environmental & Engineering Science Project: Benchmark - NY4A9217

Matrix: Solid Laboratory ID: RSJ1288-01 File ID: A102809-077

Sampled: 10/08/09 15:15 Prepared: 10/28/09 07:25 Analyzed: 10/28/09 17:21

Solids: 66.00 Preparation: 3010A Initial/Final: 50 mL / 50 mL

Batch: 9J27085 Sequence: RK90346 Calibration: R9K0321 Instrument: Trace 2

CAS NO.	Analyte	Concentration	Units	Dilution Factor	Q	Method
7440-47-3	Chromium	0.168	mg/L	1		6010B TCLP

Form 1
INORGANIC ANALYSIS DATA SHEET
6010B TCLP

TP-16 54/283

Laboratory: TestAmerica Buffalo
SDG:
Client: Benchmark Environmental & Engineering Science
Project: Benchmark - NY4A9217
Matrix: Solid
Laboratory ID: RSJ1288-02
File ID: A102809-078
Sampled: 10/09/09 13:50
Prepared: 10/28/09 07:25
Analyzed: 10/28/09 17:26
Solids: 85.87
Preparation: 3010A
Initial/Final: 50 mL / 50 mL
Batch: 9J27085
Sequence: RK90346
Calibration: R9K0321
Instrument: Trace 2

CAS NO.	Analyte	Concentration	Units	Dilution Factor	Q	Method
7440-47-3	Chromium	0.0181	mg/L	1		6010B TCLP

Form 2
INITIAL AND CONTINUING CALIBRATION CHECK
6010B TCLP

Laboratory: TestAmerica Buffalo
SDG:
Client: Benchmark Environmental & Engineering Science
Project: Benchmark - NY4A9217
Instrument ID: Trace 2
Calibration: R9K0321
Control Limt: +/- 10.00%
Sequence: RK90346

Lab Sample ID	Analyte	True	Found	Units	%R	Limits	Method	Analyzed
RK90346-ICV1	Chromium	0.375	0.368	mg/L	98	90 - 110	6010B TCLP	10/28/09 10:18
RK90346-CCV1	Chromium	0.500	0.500	mg/L	100	90 - 110	6010B TCLP	10/28/09 10:46
RK90346-CCV2	Chromium	0.500	0.500	mg/L	100	90 - 110	6010B TCLP	10/28/09 11:52
RK90346-CCV3	Chromium	0.500	0.504	mg/L	101	90 - 110	6010B TCLP	10/28/09 13:01
RK90346-CCV4	Chromium	0.500	0.491	mg/L	98	90 - 110	6010B TCLP	10/28/09 14:39
RK90346-CCV5	Chromium	0.500	0.489	mg/L	98	90 - 110	6010B TCLP	10/28/09 15:44
RK90346-CCV6	Chromium	0.500	0.467	mg/L	93	90 - 110	6010B TCLP	10/28/09 16:46
RK90346-CCV7	Chromium	0.500	0.498	mg/L	100	90 - 110	6010B TCLP	10/28/09 18:03

* Values outside of QC limits

Form 2B
LOW-CONCENTRATION CALIBRATION VERIFICATION
6010B TCLP

Laboratory: TestAmerica Buffalo
SDG:
Client: Benchmark Environmental & Engineering Science
Project: Benchmark - NY4A9217
Calibration: R9K0321
Laboratory ID: RK90346-LCV1
Sequence: RK90346
Standard ID: 9101007

ANALYTE	EXPECTED	FOUND	UNITS	% DRIFT	QC LIMIT
Chromium	0.00400	0.00433	mg/L	8.2	50.00

* Values outside of QC limits

Form 2B
LOW-CONCENTRATION CALIBRATION VERIFICATION
6010B TCLP

Laboratory: TestAmerica Buffalo
SDG:
Client: Benchmark Environmental & Engineering Science
Project: Benchmark - NY4A9217
Calibration: R9K0321
Laboratory ID: RK90346-LCV2
Sequence: RK90346
Standard ID: 9101007

ANALYTE	EXPECTED	FOUND	UNITS	% DRIFT	QC LIMIT
Chromium	0.00400	0.00418	mg/L	4.5	50.00

* Values outside of QC limits

Form 3
BLANKS
6010B TCLP

Laboratory: TestAmerica Buffalo
Client: Benchmark Environmental & Engineering Scien
Instrument ID: Trace 2
Sequence: RK90346

SDG:
Project: Benchmark - NY4A9217
Calibration: R9K0321

Lab Sample ID	Analyte	Found	MRL	Units	C	Method	Analyzed
RK90346-ICB1	Chromium	0.000790	0.0040	mg/L		6010B TCLP	10/28/09 10:2
RK90346-CCB1	Chromium	0.0004	0.0040	mg/L		6010B TCLP	10/28/09 10:5
RK90346-CCB2	Chromium	0.0004	0.0040	mg/L		6010B TCLP	10/28/09 11:5
RK90346-CCB3	Chromium	0.0004	0.0040	mg/L		6010B TCLP	10/28/09 13:0
RK90346-CCB4	Chromium	0.0003	0.0040	mg/L		6010B TCLP	10/28/09 14:4
9J27085-BLK1	Chromium	ND	0.0040	mg/L		6010B TCLP	10/28/09 15:3
RK90346-CCB5	Chromium	0.0006	0.0040	mg/L		6010B TCLP	10/28/09 15:4
9J27085-BLK2	Chromium	ND	0.0040	mg/L		6010B TCLP	10/28/09 15:5
RK90346-CCB6	Chromium	0.0002	0.0040	mg/L		6010B TCLP	10/28/09 16:5
RK90346-CCB7	Chromium	0.0008	0.0040	mg/L		6010B TCLP	10/28/09 18:0

* Results at or above the reporting level.

Form 4

ICP INTERFERENCE CHECK SAMPLE

6010B TCLP

Laboratory: TestAmerica Buffalo

SDG:

Client: Benchmark Environmental & Engineering S

Project: Benchmark - NY4A9217

Instrument ID: Trace 2

Calibration: R9K0321

Sequence: RK90346

Check Nbr: 1

Sol A Analyzed: 10/28/2009 10:33:00 AM

Sol B Analyzed: 10/28/2009 10:38:00 AM

	True			Found					
Analyte	**Sol A**	**Sol B**	**Units**	**Sol A**	**%R**	**A Limits**	**Sol B**	**%R**	**B Limits**
Chromium	NA	0.500	mg/L	-0.00343	NA	80 - 120	0.475	95	80 - 120

Form 4

ICP INTERFERENCE CHECK SAMPLE

6010B TCLP

Laboratory: TestAmerica Buffalo

SDG:

Client: Benchmark Environmental & Engineering S

Project: Benchmark - NY4A9217

Instrument ID: Trace 2

Calibration: R9K0321

Sequence: RK90346

Check Nbr: 2

Sol A Analyzed: 10/28/2009 5:39:00 PM

Sol B Analyzed: 10/28/2009 5:44:00 PM

	True			Found					
Analyte	**Sol A**	**Sol B**	**Units**	**Sol A**	**%R**	**A Limits**	**Sol B**	**%R**	**B Limits**
Chromium	NA	0.500	mg/L	-0.00423	NA	80 - 120	0.469	94	80 - 120

* Values outside of QC limits

Form 7

LCS / LCS DUPLICATE RECOVERY

6010B TCLP

Laboratory:	TestAmerica Buffalo	SDG:	
Client:	Benchmark Environmental & Engineering Science	Project:	Benchmark - NY4A9217
Matrix:	Water	Spike standard:	9010002
Batch:	9J27085	Laboratory ID:	9J27085-BS1
Preparation:	3010A	Initial/Final:	50 mL / 50 mL

COMPOUND	SPIKE ADDED	UNITS	LCS CONCENTRATION	LCS % REC. #	QCLIMITS REC.
Chromium	1.00	mg/L	0.984	98	80 - 120

Column to be used to flag recovery and RPD values with an asterisk

* Values outside of QC limits

Form 9

METHOD DETECTION AND REPORTING LIMITS

6010B TCLP

Laboratory: TestAmerica Buffalo
SDG:
Client: Benchmark Environmental & Engineering Science
Project: Benchmark - NY4A9217
Matrix: Water
Instrument: Trace 2

Analyte	IDL	IDL Units	MDL	MRL	MDL/MRL Units
Chromium	0.00062	mg/L	0.0009	0.0040	mg/L

Form 10
ICP-AES INTERELEMENT CORRECTION FACTORS
6010B TCLP

Laboratory: TestAmerica Buffalo
SDG: DRAFT
Client: Benchmark Environmental & Engineering Science
Project: Benchmark - NY4A9217
Instrument: Trace 2

Analyte	Wave-length (nm)	Interelement Correction factors for:					
		Al	Ca	Fe	Mg	Ba	Be
Aluminum		0.0000000	0.0000000	0.0000000	0.0000000	0.0000000	0.0000000
Antimony		0.0000000	0.0000000	0.0000200	0.0000000	0.0000000	0.0000000
Arsenic		0.0000010	0.0000000	0.0000000	0.0000000	0.0000000	0.0000000
Beryllium		0.0000010	0.0000000	0.0000000	0.0000000	0.0000000	0.0000000
Boron		0.0000000	0.0000000	0.0000000	0.0000000	0.0000000	0.0000000
Cadmium		0.0000020	0.0000000	0.0000100	0.0000000	0.0000000	0.0000000
Calcium		0.0000000	0.0000000	-0.0002400	0.0000000	0.0000000	0.0000000
Chromium		0.0000110	0.0000000	0.0000150	0.0000000	0.0000000	0.0000000
Cobalt		0.0000000	0.0000000	0.0000000	0.0000000	0.0001930	0.0000000
Copper		0.0000000	0.0000000	0.0000100	0.0000000	0.0000000	-0.0000300
Iron		0.0000000	0.0000000	0.0000000	0.0000000	0.0000000	0.0000000
Lead		0.0005890	0.0000000	0.0000430	0.0000000	0.0000000	0.0000000
Magnesium		0.0000000	0.0000000	0.0000460	0.0000000	0.0000000	0.0000000
Manganese		0.0000000	0.0000000	0.0000020	0.0000000	0.0000000	0.0000000
Molybdenum		0.0000000	0.0000000	0.0000000	0.0000000	0.0000000	0.0000000
Nickel		0.0000000	0.0000000	0.0000000	0.0000000	0.0000000	0.0000000
Selenium		0.0000170	0.0000000	-0.0000300	0.0000000	0.0000000	0.0000000
Silver		0.0000000	0.0000000	0.0000000	0.0000000	0.0000000	0.0000000
Sodium		0.0000000	0.0000000	0.0000000	0.0000000	0.0000000	0.0000000
Thallium		0.0000000	0.0000000	-0.0005600	0.0000000	0.0000000	0.0000000
Tin		0.0000000	00000000	0.0000000	0.0000000	0.0000000	0.0000000
Titanium		0.0000000	0.0000000	0.0000000	0.0000000	0.0000000	0.0000000
Vanadium		0.0000000	0.0000000	0.0000220	0.0000000	0.0000000	0.0000000
Zinc		0.0000000	0.0000000	0.0000020	0.0000000	0.0000000	0.0000000

Form 10
ICP-AES INTERELEMENT CORRECTION FACTORS
6010B TCLP

Laboratory: TestAmerica Buffalo
SDG: DRAFT
Client: Benchmark Environmental & Engineering Science
Project: Benchmark - NY4A9217
Instrument: Trace 2

Analyte	Wave-length (nm)	Interelement Correction factors for:					
		Cr	Co	Cu	Mn	Mo	Ni
Aluminum		0.0002060	0.0000000	0.0000000	0.0000000	0.0042630	0.0000000
Antimony		0.0029690	0.0000000	0.0000000	0.0000000	-0.0012400	0.0000000
Arsenic		-0.0024500	0.0000000	0.0000000	0.0000000	-0.0019900	0.0000000
Beryllium		0.0000000	0.0000000	0.0000000	0.0000000	0.0000000	0.0000120
Boron		0.0005100	0.0003130	0.0000000	-0.0001300	0.0000000	0.0000000
Cadmium		0.0000000	0.0000710	0.0000000	0.0000000	00000000	-0.0000400
Calcium		0.0000000	0.0000000	0.0000000	0.0000000	0.0000000	0.0000000
Chromium		0.0000000	0.0000000	0.0000000	-0.0003300	0.0000260	0.0000000
Cobalt		-0.0002800	0.0000000	0.0000000	0.0000000	0.0000300	0.0008900
Copper		0.0000000	0.0000000	0.0000000	0.0000000	0.0000530	0.0000000
Iron		0.0004110	0.0000000	0.0000000	0.0000000	0.0005750	0.0000000
Lead		0.0000000	0.0000000	0.0000000	0.0001660	-0.0006600	0.0003920
Magnesium		0.0000000	0.0000000	0.0000000	0.0000000	0.0000000	0.0000000
Manganese		0.0000000	0.0000000	0.0000000	0.0000000	0.0000000	0.0000000
Molybdenum		0.0000000	00000000	0.0000000	-0.0002100	0.0000000	0.0000000
Nickel		0.0000000	-0.0006900	0.0000000	-0.0001400	-0.0000500	0.0000000
Selenium		0.0000000	0.0002110	0.0000000	0.0006900	0.0001600	0.0000000
Silver		0.0000000	0.0000000	0.0000000	0.0000000	0.0000000	0.0000120
Sodium		-0.0040500	0.0000000	0.0000000	0.0000000	0.0000000	0.0000000
Thallium		0.0000990	-0.0053300	0.0000180	-0.0006300	00000000	0.0000000
Tin		0.0000000	0.0000000	0.0000000	0.0000000	0.0000000	0.0000000
Titanium		0.0000000	0.0000000	0.0000000	0.0000000	0.0000000	0.0000000
Vanadium		0.0000000	0.0000000	0.0000000	0.0000000	-0.0007700	0.0000000
Zinc		0.0003150	0.0000000	0.0000010	0.0000000	0.0001820	0.0000000

Form 10
ICP-AES INTERELEMENT CORRECTION FACTORS
6010B TCLP

Laboratory: TestAmerica Buffalo
SDG: DRAFT
Client: Benchmark Environmental & Engineering Science
Project: Benchmark - NY4A9217
Instrument: Trace 2

Analyte	Wave-length (nm)	Interelement Correction factors for: Tl	Sn	Ti	V		
Aluminum		0.0000000	0.0000000	0.0001230	0.0124370	0.0000000	0.0000000
Antimony		0.0000000	-0.0001200	-0.0009900	0.0000320	0.0000000	0.0000000
Arsenic		0.0000000	0.0000000	0.0000000	0.0000000	0.0000000	0.0000000
Beryllium		0.0000000	0.0000000	0.0000080	0.0001670	0.0000000	0.0000000
Boron		0.0000000	0.0005650	-0.0001000	0.0000000	0.0000000	0.0000000
Cadmium		0.0000000	0.0000000	-0.0001200	0.0000000	0.0000000	0.0000000
Calcium		0.0000000	0.0000000	0.0000000	0.0000000	0.0000000	0.0000000
Chromium		0.0000000	0.0000000	-0.0000300	0.0000330	0.0000000	0.0000000
Cobalt		0.0000000	0.0000000	0.0011750	0.0000000	0.0000000	0.0000000
Copper		0.0000000	0.0000000	-0.0000100	0.0000000	0.0000000	0.0000000
Iron		0.0000000	0.0000000	0.0000000	0.0087530	0.0000000	0.0000000
Lead		0.0000000	0.0000000	0.0000680	-0.0000800	0.0000000	0.0000000
Magnesium		0.0000000	0.0000000	0.0000000	0.0000000	0.0000000	0.0000000
Manganese		0.0000000	0.0000000	0.0000000	0.0000000	0.0000000	0.0000000
Molybdenum		0.0000000	0.0000000	0.0000100	0.0000000	0.0000000	0.0000000
Nickel		0.0001090	0.0000000	0.0000000	0.0000000	0.0000000	0.0000000
Selenium		00000000	0.0000620	0.0000000	0.0001970	0.0000000	0.0000000
Silver		0.0000000	0.0000000	0.0000000	0.0000990	0.0000000	0.0000000
Sodium		0.0000000	0.0000000	-0.0076800	0.0000000	0.0000000	0.0000000
Thallium		0.0000000	0.0000000	0.0004360	-0.0039600	0.0000000	0.0000000
Tin		00000000	0.0000000	0.0000880	0.0000000	0.0000000	0.0000000
Titanium		0.0000000	0.0000350	0.0000000	-0.0000700	0.0000000	0.0000000
Vanadium		0.0000000	0.0000000	0.0002480	0.0000000	0.0000000	0.0000000
Zinc		0.0000000	0.0000000	0.0000000	0.0000000	0.0000000	0.0000000

Form 11
LINEAR RANGE
6010B TCLP

Laboratory: TestAmerica Buffalo
Instrument: Trace 2

Client: Benchmark Environmental & Engineering S
Project: Benchmark - NY4A9217
SDG: DRAFT

Analyte	Integ.Time (Sec.)	Concentration	Units
Chromium	15	40	mg/L

Form 12

PREPARATION BATCH SUMMARY

6010B TCLP

Laboratory: TestAmerica Buffalo SDG:

Client: Benchmark Environmental & Engineering Science Project: Benchmark - NY4A9217

Batch: 9J27085 Batch Matrix: Water Preparation: 3010A

SAMPLE NAME	LAB SAMPLE ID	INITIAL	FINAL	DATE PREPARED	TOT/DIS
Blank	9J27085-BLK1	50.0 mL	50.0 mL	10/28/09 07:25	Total
Blank	9J27085-BLK2	50.0 mL	50.0 mL	10/28/09 07:25	Total
LCS	9J27085-BS1	50.0 mL	50.0 mL	10/28/09 07:25	Total
TP-13	RSJ1288-01	50.0 mL	50.0 mL	10/28/09 07:25	Total
TP-16	RSJ1288-02	50.0 mL	50.0 mL	10/28/09 07:25	Total

Form 13

ANALYSIS BATCH (SEQUENCE) SUMMARY

6010B TCLP

Laboratory: TestAmerica Buffalo
SDG:
Client: Benchmark Environmental & Engineering Science
Project: Benchmark - NY4A9217
Sequence: RK90346
Instrument: Trace 2
Calibration: R9K0321

Sample Name	Lab Sample ID	Lab File ID	Analysis Date/Time
Cal Standard	RK90346-CAL1	A102809-001	10/28/09 09:59
Cal Standard	RK90346-CAL2	A102809-002	10/28/09 10:04
Cal Standard	RK90346-CAL3	A102809-003	10/28/09 10:08
Cal Standard	RK90346-CAL4	A102809-004	10/28/09 10:13
Initial Cal Check	RK90346-ICV1	A102809-005	10/28/09 10:18
Initial Cal Blank	RK90346-ICB1	A102809-006	10/28/09 10:23
Low Cal Check	RK90346-LCV1	A102809-007	10/28/09 10:28
Interference Check A	RK90346-IFA1	A102809-008	10/28/09 10:33
Interference Check B	RK90346-IFB1	A102809-009	10/28/09 10:38
Calibration Check	RK90346-CCV1	A102809-010	10/28/09 10:46
Calibration Blank	RK90346-CCB1	A102809-011	10/28/09 10:50
Calibration Check	RK90346-CCV2	A102809-022	10/28/09 11:52
Calibration Blank	RK90346-CCB2	A102809-023	10/28/09 11:57
Calibration Check	RK90346-CCV3	A102809-034	10/28/09 13:01
Calibration Blank	RK90346-CCB3	A102809-035	10/28/09 13:06
Calibration Check	RK90346-CCV4	A102809-046	10/28/09 14:39
Calibration Blank	RK90346-CCB4	A102809-047	10/28/09 14:44
Blank	9J27085-BLK1	A102809-057	10/28/09 15:36
Calibration Check	RK90346-CCV5	A102809-058	10/28/09 15:44
Calibration Blank	RK90346-CCB5	A102809-059	10/28/09 15:49
Blank	9J27085-BLK2	A102809-060	10/28/09 15:54
LCS	9J27085-BS1	A102809-061	10/28/09 15:59
Calibration Check	RK90346-CCV6	A102809-070	10/28/09 16:46
Calibration Blank	RK90346-CCB6	A102809-071	10/28/09 16:51
TP-13	RSJ1288-01	A102809-077	10/28/09 17:21
TP-16	RSJ1288-02	A102809-078	10/28/09 17:26
Low Cal Check	RK90346-LCV2	A102809-079	10/28/09 17:34
Interference Check A	RK90346-IFA2	A102809-080	10/28/09 17:39
Interference Check B	RK90346-IFB2	A102809-081	10/28/09 17:44
Calibration Check	RK90346-CCV7	A102809-082	10/28/09 18:03
Calibration Blank	RK90346-CCB7	A102809-083	10/28/09 18:08

Analysis Report 10/29/09 07:55:51 AM

TestAmerica Buffalo Analyst: DAN

Primary Review: UMH Date: 10/29/09 Secondary Review: AMH Date: 10/29/09
Spikes: 9071048, 9060448, 9090153, 9080978, 9030326
Pippettes: 08/20/09-(1-7,9,10,12,13,14)

#	Sample Name	File	Method	Date	Time	OpID	Type	Mode
1	SEQ-CAL1 9101094	A102809	TRACE2	10/28/09	09:59		X	IR
2	SEQ-CAL2 9101357	A102809	TRACE2	10/28/09	10:04		X	IR
3	SEQ-CAL3 9101358	A102809	TRACE2	10/28/09	10:08		X	IR
4	SEQ-CAL4 9101359	A102809	TRACE2	10/28/09	10:13		X	IR
5	SEQ-ICV 9101575	A102809	TRACE2	10/28/09	10:18	DAN	Q	CONC
6	SEQ-ICB9101094	A102809	TRACE2	10/28/09	10:23	DAN	B	CONC
7	SEQ-LCV 9101007	A102809	TRACE2	10/28/09	10:28	DAN	B	CONC
8	SEQ-IFA 9101481	A102809	TRACE2	10/28/09	10:33	DAN	Q	CONC
9	SEQ-IFB 9101008	A102809	TRACE2	10/28/09	10:38	DAN	Q	CONC
10	SEQ-CCV 9101480	A102809	TRACE2	10/28/09	10:46	DAN	Q	CONC
11	SEQ-CCB9101094	A102809	TRACE2	10/28/09	10:50	DAN	B	CONC
12	RSJ0417-11SOLRAW	A102809	TRACE2	10/28/09	10:57	DAN	S	CONC
13	9J26064-BLK1	A102809	TRACE2	10/28/09	11:05	DAN	S	CONC
14	9J26064-BS1	A102809	TRACE2	10/28/09	11:10	DAN	S	CONC
15	RSJ1308-03	A102809	TRACE2	10/28/09	11:15	DAN	S	CONC
16	SEQ-SRD@5	A102809	TRACE2	10/28/09	11:20	DAN	S	CONC
17	9J26064-PS1	A102809	TRACE2	10/28/09	11:25	DAN	S	CONC
18	9J26064-MS1	A102809	TRACE2	10/28/09	11:29	DAN	S	CONC
19	9J26064-MSD1	A102809	TRACE2	10/28/09	11:34	DAN	S	CONC
20	RSJ1320-01	A102809	TRACE2	10/28/09	11:39	DAN	S	CONC
21	RSJ1320-02	A102809	TRACE2	10/28/09	11:44	DAN	S	CONC
22	SEQ-CCV	A102809	TRACE2	10/28/09	11:52	DAN	Q	CONC
23	SEQ-CCB	A102809	TRACE2	10/28/09	11:57	DAN	B	CONC
24	RSJ1334-01	A102809	TRACE2	10/28/09	12:02	DAN	S	CONC
25	RSJ1355-01	A102809	TRACE2	10/28/09	12:07	DAN	S	CONC
26	RSJ1355-02	A102809	TRACE2	10/28/09	12:12	DAN	S	CONC
27	RSJ1355-03	A102809	TRACE2	10/28/09	12:17	DAN	S	CONC
28	RSJ1355-04	A102809	TRACE2	10/28/09	12:26	DAN	S	CONC
29	RSJ1355-05	A102809	TRACE2	10/28/09	12:31	DAN	S	CONC
30	RSJ1320-01@5	A102809	TRACE2	10/28/09	12:36	DAN	S	CONC
31	RSJ1320-01@20	A102809	TRACE2	10/28/09	12:41	DAN	S	CONC
32	RSJ1320-02@10	A102809	TRACE2	10/28/09	12:46	DAN	S	CONC
33	9J26070-BLK1	A102809	TRACE2	10/28/09	12:53	DAN	S	CONC
34	SEQ-CCV	A102809	TRACE2	10/28/09	13:01	DAN	Q	CONC
35	SEQ-CCB	A102809	TRACE2	10/28/09	13:06	DAN	B	CONC
36	RSJ0339-05SOLRAW	A102809	TRACE2	10/28/09	13:30	DAN	S	CONC
37	RSJ1160-02SOLRAW	A102809	TRACE2	10/28/09	13:35	DAN	S	CONC
38	RSJ1131-20TOTRAW	A102809	TRACE2	10/28/09	13:40	DAN	S	CONC
39	RSJ1209-01TOTRAW	A102809	TRACE2	10/28/09	13:58	DAN	S	CONC
40	9J27067-BLK1	A102809	TRACE2	10/28/09	14:06	DAN	S	CONC
41	9J27067-BS1	A102809	TRACE2	10/28/09	14:11	DAN	S	CONC
42	RSJ0423-07RE1	A102809	TRACE2	10/28/09	14:16	DAN	S	CONC
43	RSJ0932-01	A102809	TRACE2	10/28/09	14:21	DAN	S	CONC
44	RSJ0932-02	A102809	TRACE2	10/28/09	14:26	DAN	S	CONC
45	SEQ-SRD@5	A102809	TRACE2	10/28/09	14:31	DAN	S	CONC
46	SEQ-CCV	A102809	TRACE2	10/28/09	14:39	DAN	Q	CONC
47	SEQ-CCB	A102809	TRACE2	10/28/09	14:44	DAN	B	CONC
48	9J27067-PS1	A102809	TRACE2	10/28/09	14:49	DAN	S	CONC

#	Sample Name	File	Method	Date	Time	OpID	Type	Mode
49	9J27067-MS1	A102809	TRACE2	10/28/09	14:54	DAN	S	CONC
50	9J27067-MSD1	A102809	TRACE2	10/28/09	14:59	DAN	S	CONC
51	RSJ0932-03	A102809	TRACE2	10/28/09	15:04	DAN	S	CONC
52	RSJ0932-04	A102809	TRACE2	10/28/09	15:08	DAN	S	CONC
53	RSJ0932-05	A102809	TRACE2	10/28/09	15:13	DAN	S	CONC
54	RSJ0932-06	A102809	TRACE2	10/28/09	15:18	DAN	S	CONC
55	RSJ0932-07	A102809	TRACE2	10/28/09	15:23	DAN	S	CONC
56	RSJ0932-08	A102809	TRACE2	10/28/09	15:28	DAN	S	CONC
57	9J27085-BLK1	A102809	TRACE2	10/28/09	15:36	DAN	S	CONC
58	SEQ-CCV	A102809	TRACE2	10/28/09	15:44	DAN	Q	CONC
59	SEQ-CCB	A102809	TRACE2	10/28/09	15:49	DAN	B	CONC
60	9J27085-BLK2	A102809	TRACE2	10/28/09	15:54	DAN	S	CONC
61	9J27085-BS1	A102809	TRACE2	10/28/09	15:59	DAN	S	CONC
62	RSJ0774-04RE1	A102809	TRACE2	10/28/09	16:04	DAN	S	CONC
63	RSJ0774-05RE1	A102809	TRACE2	10/28/09	16:09	DAN	S	CONC
64	SEQ-SRD@5	A102809	TRACE2	10/28/09	16:14	DAN	S	CONC
65	9J27085-PS1	A102809	TRACE2	10/28/09	16:19	DAN	S	CONC
66	9J27085-MS1	A102809	TRACE2	10/28/09	16:24	DAN	S	CONC
67	9J27085-MSD1	A102809	TRACE2	10/28/09	16:28	DAN	S	CONC
68	RSJ0774-06RE1	A102809	TRACE2	10/28/09	16:33	DAN	S	CONC
69	RSJ0894-01RE1	A102809	TRACE2	10/28/09	16:38	DAN	S	CONC
70	SEQ-CCV	A102809	TRACE2	10/28/09	16:46	DAN	Q	CONC
71	SEQ-CCB	A102809	TRACE2	10/28/09	16:51	DAN	B	CONC
72	RSJ1073-01RE1	A102809	TRACE2	10/28/09	16:56	DAN	S	CONC
73	RSJ1073-04RE1	A102809	TRACE2	10/28/09	17:01	DAN	S	CONC
74	RSJ1073-07RE1	A102809	TRACE2	10/28/09	17:06	DAN	S	CONC
75	RSJ1073-09RE1	A102809	TRACE2	10/28/09	17:11	DAN	S	CONC
76	rsj1073-10re1	A102809	TRACE2	10/28/09	17:16	DAN	S	CONC
77	RSJ1288-01	A102809	TRACE2	10/28/09	17:21	DAN	S	CONC
78	RSJ1288-02	A102809	TRACE2	10/28/09	17:26	DAN	S	CONC
79	SEQ-LCV	A102809	TRACE2	10/28/09	17:34	DAN	B	CONC
80	SEQ-IFA	A102809	TRACE2	10/28/09	17:39	DAN	Q	CONC
81	SEQ-IFB	A102809	TRACE2	10/28/09	17:44	DAN	Q	CONC
82	SEQ-CCV	A102809	TRACE2	10/28/09	18:03	DAN	Q	CONC
83	SEQ-CCB	A102809	TRACE2	10/28/09	18:08	DAN	B	CONC
84	SEQ-CAL1	A102809	TRACE2	10/28/09	18:24		X	IR
85	SEQ-CAL2	A102809	TRACE2	10/28/09	18:29		X	IR
86	SEQ-CAL3	A102809	TRACE2	10/28/09	18:33		X	IR
87	SEQ-CAL4	A102809	TRACE2	10/28/09	18:38		X	IR
88	SEQ-ICV	A102809	TRACE2	10/28/09	18:43	DAN	Q	CONC
89	SEQ-ICB	A102809	TRACE2	10/28/09	18:48	DAN	B	CONC
90	SEQ-LCV	A102809	TRACE2	10/28/09	18:52	DAN	B	CONC
91	SEQ-IFA	A102809	TRACE2	10/28/09	18:57	DAN	Q	CONC
92	SEQ-IFB	A102809	TRACE2	10/28/09	19:02	DAN	Q	CONC
93	SEQ-CCV	A102809	TRACE2	10/28/09	19:10	DAN	Q	CONC
94	SEQ-CCB	A102809	TRACE2	10/28/09	19:15	DAN	B	CONC
95	9J26070-BS1	A102809	TRACE2	10/28/09	19:20	DAN	S	CONC
96	RSJ1325-01	A102809	TRACE2	10/28/09	19:25	DAN	S	CONC
97	RSJ1325-04	A102809	TRACE2	10/28/09	19:30	DAN	S	CONC
98	SEQ-SRD@5	A102809	TRACE2	10/28/09	19:35	DAN	S	CONC
99	9J26070-PS1	A102809	TRACE2	10/28/09	19:40	DAN	S	CONC
100	9J26070-MS1	A102809	TRACE2	10/28/09	19:45	DAN	S	CONC
101	9J26070-MSD1	A102809	TRACE2	10/28/09	19:50	DAN	S	CONC
102	RSJ1325-05	A102809	TRACE2	10/28/09	19:55	DAN	S	CONC

#	Sample Name	File	Method	Date	Time	OpID	Type	Mode
103	RSJ1325-08	A102809	TRACE2	10/28/09	20:00	DAN	S	CONC
104	RSJ1325-12	A102809	TRACE2	10/28/09	20:05	DAN	S	CONC
105	SEQ-CCV	A102809	TRACE2	10/28/09	20:13	DAN	Q	CONC
106	SEQ-CCB	A102809	TRACE2	10/28/09	20:18	DAN	B	CONC
107	RSJ1327-04	A102809	TRACE2	10/28/09	20:23	DAN	S	CONC
108	RSJ1327-05	A102809	TRACE2	10/28/09	20:28	DAN	S	CONC
109	RSJ1327-06	A102809	TRACE2	10/28/09	20:32	DAN	S	CONC
110	RSJ1327-08	A102809	TRACE2	10/28/09	20:37	DAN	S	CONC
111	RSJ1327-09	A102809	TRACE2	10/28/09	20:42	DAN	S	CONC
112	RSJ1327-10	A102809	TRACE2	10/28/09	20:47	DAN	S	CONC
113	RSJ1327-11	A102809	TRACE2	10/28/09	20:52	DAN	S	CONC
114	RSJ1327-12	A102809	TRACE2	10/28/09	20:57	DAN	S	CONC
115	9J26067-BLK1	A102809	TRACE2	10/28/09	21:05	DAN	S	CONC
116	9J26067-BS1	A102809	TRACE2	10/28/09	21:10	DAN	S	CONC
117	SEQ-CCV	A102809	TRACE2	10/28/09	21:18	DAN	Q	CONC
118	SEQ-CCB	A102809	TRACE2	10/28/09	21:23	DAN	B	CONC
119	RSJ1295-03	A102809	TRACE2	10/28/09	21:28	DAN	S	CONC
120	SEQ-SRD@5	A102809	TRACE2	10/28/09	21:33	DAN	S	CONC
121	9J26067-PS1	A102809	TRACE2	10/28/09	21:38	DAN	S	CONC
122	9J26067-MS1	A102809	TRACE2	10/28/09	21:43	DAN	S	CONC
123	9J26067-MSD1	A102809	TRACE2	10/28/09	21:48	DAN	S	CONC
124	RSJ1301-02	A102809	TRACE2	10/28/09	21:53	DAN	S	CONC
125	RSJ1314-01	A102809	TRACE2	10/28/09	21:58	DAN	S	CONC
126	RSJ1314-02	A102809	TRACE2	10/28/09	22:03	DAN	S	CONC
127	RSJ1317-01	A102809	TRACE2	10/28/09	22:08	DAN	S	CONC
128	RSJ1337-01	A102809	TRACE2	10/28/09	22:13	DAN	S	CONC
129	SEQ-CCV	A102809	TRACE2	10/28/09	22:21	DAN	Q	CONC
130	SEQ-CCB	A102809	TRACE2	10/28/09	22:26	DAN	B	CONC
131	RSJ1337-02	A102809	TRACE2	10/28/09	22:30	DAN	S	CONC
132	RSJ1329-07	A102809	TRACE2	10/28/09	22:35	DAN	S	CONC
133	RSJ1329-08	A102809	TRACE2	10/28/09	22:40	DAN	S	CONC
134	RSJ1329-09	A102809	TRACE2	10/28/09	22:45	DAN	S	CONC
135	RSJ1329-10	A102809	TRACE2	10/28/09	22:50	DAN	S	CONC
136	RSJ1329-11	A102809	TRACE2	10/28/09	22:55	DAN	S	CONC
137	RSJ1329-12	A102809	TRACE2	10/28/09	23:00	DAN	S	CONC
138	9J26068-BLK1	A102809	TRACE2	10/28/09	23:10	DAN	S	CONC
139	9J26068-BS1	A102809	TRACE2	10/28/09	23:15	DAN	S	CONC
140	RSJ1300-01	A102809	TRACE2	10/28/09	23:20	DAN	S	CONC
141	SEQ-CCV	A102809	TRACE2	10/28/09	23:28	DAN	Q	CONC
142	SEQ-CCB	A102809	TRACE2	10/28/09	23:33	DAN	B	CONC
143	SEQ-SRD@5	A102809	TRACE2	10/28/09	23:37	DAN	S	CONC
144	9J26068-PS1	A102809	TRACE2	10/28/09	23:42	DAN	S	CONC
145	9J26068-MS1	A102809	TRACE2	10/28/09	23:47	DAN	S	CONC
146	9J26068-MSD1	A102809	TRACE2	10/28/09	23:52	DAN	S	CONC
147	RSJ1300-04	A102809	TRACE2	10/28/09	23:57	DAN	S	CONC
148	RSJ1300-05	A102809	TRACE2	10/29/09	00:02	DAN	S	CONC
149	RSJ1300-06	A102809	TRACE2	10/29/09	00:07	DAN	S	CONC
150	RSJ1300-07	A102809	TRACE2	10/29/09	00:12	DAN	S	CONC
151	RSJ1300-08	A102809	TRACE2	10/29/09	00:17	DAN	S	CONC
152	RSJ1300-09	A102809	TRACE2	10/29/09	00:22	DAN	S	CONC
153	SEQ-CCV	A102809	TRACE2	10/29/09	00:30	DAN	Q	CONC
154	SEQ-CCB	A102809	TRACE2	10/29/09	00:35	DAN	B	CONC
155	RSJ1300-10	A102809	TRACE2	10/29/09	00:40	DAN	S	CONC
156	RSJ1300-11	A102809	TRACE2	10/29/09	00:45	DAN	S	CONC

#	Sample Name	File	Method	Date	Time	OpID	Type	Mode
157	RSJ1300-12	A102809	TRACE2	10/29/09	00:50	DAN	S	CONC
158	9J26068-MS2	A102809	TRACE2	10/29/09	00:55	DAN	S	CONC
159	9J26068-MSD2	A102809	TRACE2	10/29/09	01:00	DAN	S	CONC
160	RSJ1300-15	A102809	TRACE2	10/29/09	01:05	DAN	S	CONC
161	RSJ1300-16	A102809	TRACE2	10/29/09	01:10	DAN	S	CONC
162	RSJ1326-01	A102809	TRACE2	10/29/09	01:15	DAN	S	CONC
163	RSJ1326-02	A102809	TRACE2	10/29/09	01:20	DAN	S	CONC
164	SEQ-CCV	A102809	TRACE2	10/29/09	01:28	DAN	Q	CONC
165	SEQ-CCB	A102809	TRACE2	10/29/09	01:33	DAN	B	CONC
166	SEQ-CAL1	A102809	TRACE2	10/29/09	01:50		X	IR
167	SEQ-CAL2	A102809	TRACE2	10/29/09	01:55		X	IR
168	SEQ-CAL3	A102809	TRACE2	10/29/09	02:00		X	IR
169	SEQ-CAL4	A102809	TRACE2	10/29/09	02:04		X	IR
170	SEQ-ICV	A102809	TRACE2	10/29/09	02:09	DAN	Q	CONC
171	SEQ-ICB	A102809	TRACE2	10/29/09	02:14	DAN	B	CONC
172	SEQ-LCV	A102809	TRACE2	10/29/09	02:19	DAN	B	CONC
173	SEQ-IFA	A102809	TRACE2	10/29/09	02:24	DAN	Q	CONC
174	SEQ-IFB	A102809	TRACE2	10/29/09	02:29	DAN	Q	CONC
175	SEQ-CCV	A102809	TRACE2	10/29/09	02:37	DAN	Q	CONC
176	SEQ-CCB	A102809	TRACE2	10/29/09	02:42	DAN	B	CONC
177	9J26063-BLK1	A102809	TRACE2	10/29/09	02:47	DAN	S	CONC
178	9J26063-BS1	A102809	TRACE2	10/29/09	02:52	DAN	S	CONC
179	RSJ1318-01	A102809	TRACE2	10/29/09	02:57	DAN	S	CONC
180	RSJ1318-02	A102809	TRACE2	10/29/09	03:02	DAN	S	CONC
181	RSJ1318-03	A102809	TRACE2	10/29/09	03:07	DAN	S	CONC
182	SEQ-SRD@5	A102809	TRACE2	10/29/09	03:12	DAN	S	CONC
183	9J26063-PS1	A102809	TRACE2	10/29/09	03:17	DAN	S	CONC
184	9J26063-MS1	A102809	TRACE2	10/29/09	03:22	DAN	S	CONC
185	9J26063-MSD1	A102809	TRACE2	10/29/09	03:27	DAN	S	CONC
186	RSJ1318-04	A102809	TRACE2	10/29/09	03:32	DAN	S	CONC
187	SEQ-CCV	A102809	TRACE2	10/29/09	03:40	DAN	Q	CONC
188	SEQ-CCB	A102809	TRACE2	10/29/09	03:45	DAN	B	CONC
189	RSJ1318-05	A102809	TRACE2	10/29/09	03:50	DAN	S	CONC
190	RSJ1318-06	A102809	TRACE2	10/29/09	03:55	DAN	S	CONC
191	RSJ1318-07	A102809	TRACE2	10/29/09	04:00	DAN	S	CONC
192	RSJ1318-08	A102809	TRACE2	10/29/09	04:05	DAN	S	CONC
193	RSJ1318-09	A102809	TRACE2	10/29/09	04:10	DAN	S	CONC
194	RSJ1318-10	A102809	TRACE2	10/29/09	04:15	DAN	S	CONC
195	RSJ1318-11	A102809	TRACE2	10/29/09	04:20	DAN	S	CONC
196	RSJ1318-12	A102809	TRACE2	10/29/09	04:25	DAN	S	CONC
197	RSJ1318-13	A102809	TRACE2	10/29/09	04:30	DAN	S	CONC
198	RSJ1318-14	A102809	TRACE2	10/29/09	04:35	DAN	S	CONC
199	SEQ-CCV	A102809	TRACE2	10/29/09	04:43	DAN	Q	CONC
200	SEQ-CCB	A102809	TRACE2	10/29/09	04:48	DAN	B	CONC
201	RSJ1318-15	A102809	TRACE2	10/29/09	04:53	DAN	S	CONC
202	RSJ1318-16	A102809	TRACE2	10/29/09	04:58	DAN	S	CONC
203	9J26065-BLK1	A102809	TRACE2	10/29/09	05:05	DAN	S	CONC
204	9J26065-BS1	A102809	TRACE2	10/29/09	05:10	DAN	S	CONC
205	RSJ1305-01	A102809	TRACE2	10/29/09	05:15	DAN	S	CONC
206	RSJ1305-02	A102809	TRACE2	10/29/09	05:20	DAN	S	CONC
207	RSJ1305-03	A102809	TRACE2	10/29/09	05:25	DAN	S	CONC
208	SEQ-SRD@5	A102809	TRACE2	10/29/09	05:30	DAN	S	CONC
209	9J26065-PS1	A102809	TRACE2	10/29/09	05:35	DAN	S	CONC
210	9J26065-MS1	A102809	TRACE2	10/29/09	05:40	DAN	S	CONC

#	Sample Name	File	Method	Date	Time	OpID	Type	Mode
211	SEQ-CCV	A102809	TRACE2	10/29/09	05:48	DAN	Q	CONC
212	SEQ-CCB	A102809	TRACE2	10/29/09	05:53	DAN	B	CONC
213	9J26065-MSD1	A102809	TRACE2	10/29/09	05:58	DAN	S	CONC
214	RSJ1305-04	A102809	TRACE2	10/29/09	06:03	DAN	S	CONC
215	RSJ1305-05	A102809	TRACE2	10/29/09	06:08	DAN	S	CONC
216	RSJ1305-06	A102809	TRACE2	10/29/09	06:13	DAN	S	CONC
217	RSJ1305-07	A102809	TRACE2	10/29/09	06:18	DAN	S	CONC
218	RSJ1305-08	A102809	TRACE2	10/29/09	06:23	DAN	S	CONC
219	RSJ1305-09	A102809	TRACE2	10/29/09	06:28	DAN	S	CONC
220	RSJ1305-10	A102809	TRACE2	10/29/09	06:33	DAN	S	CONC
221	RSJ1305-11	A102809	TRACE2	10/29/09	06:38	DAN	S	CONC
222	RSJ1305-12	A102809	TRACE2	10/29/09	06:43	DAN	S	CONC
223	SEQ-CCV	A102809	TRACE2	10/29/09	06:51	DAN	Q	CONC
224	SEQ-CCB	A102809	TRACE2	10/29/09	06:56	DAN	B	CONC
225	RSJ1305-13	A102809	TRACE2	10/29/09	07:01	DAN	S	CONC
226	RSJ1305-14	A102809	TRACE2	10/29/09	07:06	DAN	S	CONC
227	RSJ1305-15	A102809	TRACE2	10/29/09	07:11	DAN	S	CONC
228	RSJ1305-16	A102809	TRACE2	10/29/09	07:16	DAN	S	CONC
229	RSJ1305-17	A102809	TRACE2	10/29/09	07:21	DAN	S	CONC
230	RSJ1313-01	A102809	TRACE2	10/29/09	07:26	DAN	S	CONC
231	RSJ1315-01	A102809	TRACE2	10/29/09	07:31	DAN	S	CONC
232	RSJ1316-01	A102809	TRACE2	10/29/09	07:36	DAN	S	CONC
233	SEQ-CCV	A102809	TRACE2	10/29/09	07:44	DAN	Q	CONC
234	SEQ-CCB	A102809	TRACE2	10/29/09	07:49	DAN	B	CONC

#	Element	SEQ-CAL1	SEQ-CAL2	SEQ-CAL3	SEQ-CAL4	SEQ-ICV	SEQ-ICB
1	Al3082	.05201	8.95859	44.3904	91.2523	18.297	.01681
2	As1890	.17465	1.16852	5.23113	10.5008	.36577	-.00138
3	B_2496	.1151	1.59828	7.54822	15.2927	.35987	.00102
4	Ba4934	.01654	3.87045	19.3383	39.7	.36742	.00045
5	Be3130	.35066	7.90249	38.2156	77.4392	.36474	.00035
6	Ca3179	.04479			68.692	18.228	.01696
7	Cd2265	-.02177	14.4333	71.3719	144.326	.36131	.00021
8	Co2286	-.00534	.79245	3.96331	8.06709	.36755	.00081
9	Cr2677	.00896	2.21872	11.0107	22.4064	.36771	.00079
10	Cu3247	.00983	.84501	4.18592	8.55275	.36713	.00153
11	Fe2714	-.00111	2.12799	10.597	21.5393	18.224	.02094
12	K_7664	-.13215			74.8561	18.578	.02949
13	Mg2790	.0153			132.95	18.239	.01818
14	Mn2576	.00323	1.54611	7.6903	15.6556	.37162	.00033
15	Mo2020	.00895	1.66444	8.30141	16.9884	.36505	-.00025
16	Na3302	.00734			3.7105	Q17.733	.00606
17	Ni2316	-.07414	5.972	29.8829	60.9144	.36685	.00085
18	2203/1	.02186	1.98369	9.86493	20.1725	.37140	-.00066
19	2203/2	-.00907	1.99614	9.9585	20.0531	.37099	.00092
20	Sb2068	.00162	.51026	2.67569	5.48778	.37402	-.00151
21	1960/1	.0128	.72795	3.58764	7.34161	.37561	.00174
22	1960/2	.0805	1.36073	6.54905	13.1409	.37148	.00279
23	Ti3372	.09444	5.17056	25.495	52.2689	.37067	.00054
24	Tl1908	.00484	.81232	4.06957	8.30946	.36944	-.00326
25	V_2924	-.00049	.30079	1.49877	3.07339	.36837	.00062
26	Zn2062	.00311	.36016	1.76458	3.55148	.37177	.00053
27	Sn1899	-.00855	3.59714	17.6835	36.0708	.37038	.00022
28	Ag3280	.00435	1.54672	7.7829	15.9705	.35985	.00013
29	*Y	4018.05	4034.33	4000.95	3883.31	3992.85	3990.98
30	PB2203					.37113	.00039
31	SE1960					.37285	.00244

#	Element	SEQ-LCV	SEQ-IFA	SEQ-IFB	SEQ-CCV	SEQ-CCB	RSJ'LRAW
1	Al3082	.20742	487.13	488.12	24.876	.17686	.20181
2	As1890	.01073	.00063	.10613	.49523	.00030	.02523
3	B_2496	.02137	.00174	.01970	.48566	.00015	.20280
4	Ba4934	.00228	.00121	.50978	.49644	.00041	.03283
5	Be3130	.00219	.00091	.49756	.49286	.00031	.00026
6	Ca3179	.49604	486.57	488.48	24.780	.17310	124.00
7	Cd2265	.00116	-.00018	.94575	.48836	.00045	.00051
8	Co2286	.00411	.00128	.48677	.49937	.00051	.00122
9	Cr2677	.00433	-.00343	.47531	.49965	.00045	.00043
10	Cu3247	.01053	.00068	.50563	.49736	.00097	.00090
11	Fe2714	.06554	184.68	94.323	24.752	H.05809	2.0388
12	K_7664	.49594	.03348	.01496	24.968	.01792	4.5862
13	Mg2790	.20601	487.03	489.38	24.694	.15472	56.753
14	Mn2576	.00324	.00079	.49998	.50495	.00030	.03910
15	Mo2020	.00993	.00052	.03671	.49830	-.00034	.02744
16	Na3302	1.0263	.17174	-.16078	24.078	.16011	62.051
17	Ni2316	.00999	.00193	.90323	.49259	.00097	.00171
18	2203/1	.00549	-.03178	.03500	.50192	-.00239	-.00222

#	Element	SEQ-LCV	SEQ-IFA	SEQ-IFB	SEQ-CCV	SEQ-CCB	RSJ'LRAW
19	2203/2	.00492	.01796	.05919	.49784	.00218	.00205
20	Sb2068	.02020	.00255	.61217	.50980	-.00021	-.00002
21	1960/1	.01255	-.00548	.04994	.50883	-.00455	.00064
22	1960/2	.01482	.00409	.05235	.50161	-.00084	-.00348
23	Ti3372	.00514	.00457	.00064	.50342	.00034	-.00089
24	Tl1908	.01932	-.01285	.08959	.50232	-.00020	-.00237
25	V_2924	.00648	-.00116	.49478	.50285	.00107	.00030
26	Zn2062	.01090	-.00437	.94787	.49943	.00091	.01238
27	Sn1899	.00670	.00050	-.00001	.50400	.00157	.00634
28	Ag3280	.00274	.00047	.20328	.49001	.00015	-.00057
29	*Y	4008	3747.79	3756.11	3984.56	4000.35	4048.69
30	PB2203	.00511	.00139	.05114	.49920	.00065	.00062
31	SE1960	.01406	.00090	.05154	.50401	-.00208	-.00210

#	Element	9J2'BLK1	9J2'-BS1	RSJ'8-03	SEQ'RD@5	9J2'-PS1	9J2'-MS1
1	Al3082	.06350	9.6934	.03460	.00897	10.315	10.013
2	As1890	-.00124	.20388	.00065	-.00028	.21016	.20872
3	B_2496	.00503	.20020	.02663	.00679	.23022	.23027
4	Ba4934	.00027	.20068	.16538	.03210	.36446	.37454
5	Be3130	.00000	.20021	.00013	.00002	.20315	.20231
6	Ca3179	.15593	10.173	142.37	27.844	147.52	154.64
7	Cd2265	-.00014	.20075	.00018	.00007	.20020	.20008
8	Co2286	.00036	.20378	.00037	.00038	.20425	.20357
9	Cr2677	.00018	.20231	.00056	.00040	.20457	.20369
10	Cu3247	-.00045	.20786	.00085	.00062	.20624	.20437
11	Fe2714	.02053	9.8380	.00780	.00744	9.9330	9.8992
12	K_7664	.00844	9.9915	1.2404	.23212	12.082	12.024
13	Mg2790	.06458	10.089	87.699	17.015	95.128	100.13
14	Mn2576	.00018	.20139	.00586	.00118	.21002	.20981
15	Mo2020	.00001	.20294	-.00003	-.00003	.20871	.20897
16	Na3302	.09163	9.6653	42.093	8.1231	50.897	53.080
17	Ni2316	.00012	.20188	.00094	.00082	.19846	.19834
18	2203/1	.00175	.21049	.00166	-.00118	.20059	.20456
19	2203/2	.00099	.21157	.00031	.00124	.20494	.20217
20	Sb2068	.00067	.20896	.00128	-.00052	.21303	.21543
21	1960/1	.00324	.19797	.00262	-.00571	.20359	.20867
22	1960/2	-.00461	.19981	-.00263	.00300	.20697	.19880
23	Ti3372	.00001	.20547	.00036	.00009	.20934	.20853
24	Tl1908	-.00269	.20130	.00095	-.00169	.20328	.20182
25	V_2924	.00025	.20481	.00050	.00083	.21059	.20979
26	Zn2062	.00118	H.25495	.00119	.00070	.20032	.20038
27	Sn1899	.00126	.19930	.00164	.00032	.12440	.20228
28	Ag3280	-.00022	.04884	.00034	-.00006	.04652	.05119
29	*Y	4018.61	4032.98	3945.04	4000.46	3948.98	3956.29
30	PB2203	.00124	.21121	.00076	.00043	.20349	.20296
31	SE1960	-.00199	.19919	-.00088	.00009	.20584	.20208

#	Element	9J2'MSD1	RSJ'0-01	RSJ'0-02	SEQ-CCV	SEQ-CCB	RSJ'4-01
1	Al3082	9.7322	1.1359	1.4410	24.815	.01672	.06889
2	As1890	.20709	.04058	.00890	.49935	.00051	.00259
3	B_2496	.22532	H102.39	17.514	Q.55000	H.04283	.21045
4	Ba4934	.36267	1.8948	.20438	.49928	.00042	.10737
5	Be3130	.19979	.00074	.00016	.49271	.00001	-.00005
6	Ca3179	148.37	178.26	203.06	24.654	.05719	85.970
7	Cd2265	.19654	.00069	.00007	.48747	.00017	.00016
8	Co2286	.19935	.02471	.00696	.49944	.00012	.00020
9	Cr2677	.19979	.19001	.03043	.49992	.00038	.00050
10	Cu3247	.20197	.09327	.34225	.50009	-.00008	-.00003
11	Fe2714	9.7469	14.636	14.739	24.639	.00916	.58400
12	K_7664	11.651	H442.00	47.472	25.120	.04030	2.0152
13	Mg2790	95.127	47.310	60.943	24.570	.02976	30.820
14	Mn2576	.20641	.36650	.16008	.50441	.00006	.00815
15	Mo2020	.20291	.01856	.01394	.49707	-.00069	.01273
16	Na3302	50.889	H2922.3	H954.39	25.192	.91460	18.782
17	Ni2316	.19618	.18218	.09769	.49267	.00013	.00106
18	2203/1	.20075	.00875	.00519	.50178	.00025	.00000
19	2203/2	.19751	.00418	.00709	.50102	.00060	.00024
20	Sb2068	.20877	.01105	.00150	.51401	-.00027	.00244
21	1960/1	.20719	-.00070	-.00007	.50639	.00436	-.00353
22	1960/2	.20106	-.00461	-.00077	.50804	-.00325	.00139
23	Ti3372	.20493	.34132	.17062	.50677	.00026	.00059
24	Tl1908	.20249	-.00274	-.00211	.50438	.00065	-.00069
25	V_2924	.20432	.03911	.01265	.50335	.00049	.00073
26	Zn2062	.19628	.19438	.26425	.49879	.00037	.00326
27	Sn1899	.19932	.04003	.01155	.50561	-.00054	.00066
28	Ag3280	.04999	.00302	.00030	.48928	-.00037	-.00034
29	*Y	4000.91	3397.5	3846.45	4021.31	4023.94	4040.21
30	PB2203	.19859	.00570	.00646	.50127	.00049	.00016
31	SE1960	.20310	-.00331	-.00053	.50748	-.00071	-.00024

#	Element	RSJ'5-01	RSJ'5-02	RSJ'5-03	RSJ'5-04	RSJ'5-05	RSJ'01@5
1	Al3082	.41962	1.0561	.07498	.61847	.29885	.29347
2	As1890	-.00140	-.00104	.00037	-.00082	-.00094	.01050
3	B_2496	.03042	.03021	.02303	.02618	.01433	24.710
4	Ba4934	.05200	.04149	.10105	.05754	.09697	.47349
5	Be3130	-.00005	-.00012	-.00006	-.00010	-.00012	.00013
6	Ca3179	4.7791	5.9680	4.0461	5.0653	6.3395	45.691
7	Cd2265	-.00001	-.00003	-.00069	.00001	.00002	.00006
8	Co2286	.00074	.00105	.02594	.00234	.00134	.00582
9	Cr2677	.00106	.00117	-.00050	.00148	.00111	.04670
10	Cu3247	.00080	.00195	.00001	.00175	.00066	.02181
11	Fe2714	.50738	1.9489	65.859	1.3892	.65563	3.6287
12	K_7664	2.0260	3.3955	1.4235	2.1103	1.7330	98.642
13	Mg2790	1.5747	1.1954	3.4188	1.9006	2.6142	12.055
14	Mn2576	.05730	.13554	5.4119	.19958	.19921	.09026
15	Mo2020	-.00010	-.00020	.00060	-.00056	-.00041	.00449
16	Na3302	4.7233	9.7436	6.2046	4.7074	3.8960	H1184.4
17	Ni2316	.00046	.00116	.00113	.00122	.00103	.04605
18	2203/1	.00133	-.00061	-.00082	-.00212	-.00069	.00464

#	Element	RSJ'5-01	RSJ'5-02	RSJ'5-03	RSJ'5-04	RSJ'5-05	RSJ'01@5
19	2203/2	.00000	.00301	-.00122	.00082	.00096	.00001
20	Sb2068	.00076	-.00141	.00181	.00105	-.00197	.00581
21	1960/1	.00640	-.00623	.00041	.00061	.00099	.01058
22	1960/2	-.00213	.00423	-.00354	.00167	-.00196	-.00606
23	Ti3372	.00975	.03392	.00275	.02015	.01059	.08647
24	Tl1908	-.00229	-.00541	-.00573	-.00470	-.00551	.00154
25	V_2924	.00263	.00319	.00043	.00308	.00152	.01049
26	Zn2062	.00376	.01108	.01337	.00374	.00306	.04791
27	Sn1899	.00061	.00062	.00207	.00254	.00043	.01208
28	Ag3280	-.00037	-.00082	.00046	-.00017	-.00037	.00076
29	*Y	4067.4	4076.14	4047	4079.66	4075.16	3803.96
30	PB2203	.00044	.00180	-.00108	-.00015	.00041	.00155
31	SE1960	.00071	.00074	-.00222	.00132	-.00098	-.00051

#	Element	RSJ'1@20	RSJ'2@10	9J2'BLK1	SEQ-CCV	SEQ-CCB	RSJ'LRAW
1	Al3082	.09221	.19270	.01235	24.984	.02973	.14972
2	As1890	.00292	.00013	-.00247	.50405	-.00004	.00193
3	B_2496	6.5005	1.6842	H.02228	.49450	.00546	.03338
4	Ba4934	.12973	.02035	.00019	.50370	.00032	.04782
5	Be3130	.00002	-.00004	-.00013	.49547	.00030	.00007
6	Ca3179	12.589	19.857	.06533	24.801	.01880	39.749
7	Cd2265	-.00008	.00006	.00004	.49060	.00015	.00026
8	Co2286	.00161	.00073	-.00004	.50547	.00002	.00370
9	Cr2677	.01236	.00313	.00063	.50392	.00040	.00049
10	Cu3247	.00544	.03313	-.00104	.50223	-.00093	.00254
11	Fe2714	.96469	1.4582	.02048	24.830	.01821	.22382
12	K_7664	25.366	4.0663	.05484	25.368	.00424	10.323
13	Mg2790	3.2457	5.9844	.01883	24.926	.02205	10.654
14	Mn2576	.02384	.01572	.00043	.50895	.00020	.05590
15	Mo2020	.00105	.00100	-.00025	.50361	-.00038	.00106
16	Na3302	396.95	112.74	.68504	24.245	.08674	11.242
17	Ni2316	.01267	.00976	-.00023	.49446	.00004	.00257
18	2203/1	.00395	-.00139	.00113	.50200	-.00094	-.00091
19	2203/2	-.00096	.00314	.00059	.50678	.00118	.00090
20	Sb2068	.00269	-.00200	.00143	.51839	-.00238	.00137
21	1960/1	-.00252	-.00381	.00005	.50754	-.00094	-.00279
22	1960/2	-.00211	-.00109	.00120	.51168	.00156	-.00311
23	Ti3372	.02386	.01939	.00007	.51320	.00020	.00492
24	Tl1908	-.00405	-.00322	-.00335	.50701	-.00391	-.00286
25	V_2924	.00299	.00129	.00090	.51199	.00096	.00162
26	Zn2062	.01344	.02669	.00261	.50348	.00044	.00538
27	Sn1899	.00337	.00189	.00109	.51014	.00176	.00385
28	Ag3280	-.00012	-.00019	.00003	.49281	-.00005	-.00023
29	*Y	3947.1	3998.96	4030.95	3899.81	3940.43	4069.65
30	PB2203	.00067	.00163	.00077	.50519	.00047	.00029
31	SE1960	-.00225	-.00200	.00082	.51029	.00073	-.00300

#	Element	RSJ'LRAW	RSJ'TRAW	RSJ'TRAW	9J2'BLK1	9J2'-BS1	RSJ'7RE1
1	Al3082	.69856	.04425	2.4860	.01061	9.5971	.01970
2	As1890	.01305	.00274	.03068	-.00324	.19872	.00297
3	B_2496	.04211	.04033	.07952	.00328	.19514	.24295
4	Ba4934	.02487	.02173	.40104	-.00002	.20023	.09068
5	Be3130	.00007	-.00001	.00085	.00000	.19340	.00010
6	Ca3179	23.981	20.314	126.53	.04421	9.7686	45.923
7	Cd2265	.00014	.00011	-.00002	.00015	.19369	.00003
8	Co2286	.00370	.00026	.00933	.00070	.19751	.00191
9	Cr2677	.00393	.00008	.00269	.00060	.19526	.00086
10	Cu3247	.00620	.00092	.00802	-.00048	.19730	.00083
11	Fe2714	8.0583	.06425	30.208	.04364	9.4836	.05049
12	K_7664	1.1733	5.1588	.45432	.01570	9.9557	3.1709
13	Mg2790	5.1368	7.6755	39.607	.01734	9.7606	28.155
14	Mn2576	1.2293	.93011	2.1234	.00083	.19438	.04785
15	Mo2020	-.00042	.00156	-.00071	-.00006	.19728	.06890
16	Na3302	13.911	3.4816	20.269	.05994	9.4450	69.876
17	Ni2316	.00506	.00197	.00911	.00011	.19343	.00466
18	2203/1	.00367	.00576	.00081	-.00303	.19322	-.00126
19	2203/2	.00726	-.00329	.00640	.00260	.19896	.00112
20	Sb2068	-.00030	.00142	-.00521	.00025	.20133	.00219
21	1960/1	.00097	.00840	.00507	-.00021	.19166	-.00426
22	1960/2	-.00289	-.00584	.00021	.00283	.19459	-.00026
23	Ti3372	.02319	.00050	.06965	-.00023	.20013	.00026
24	Tl1908	-.00236	-.00359	-.00535	-.00308	.19687	-.00248
25	V_2924	.00298	.00049	.01275	.00083	.19910	.00026
26	Zn2062	.01590	.00065	.00928	.00139	.19647	.02289
27	Sn1899	.00111	.00342	.01549	-.00097	.19435	.00008
28	Ag3280	-.00078	-.00003	-.00104	-.00015	.04778	-.00035
29	*Y	4080	4038.86	4122	3953.55	3994.58	3948.41
30	PB2203	.00606	-.00027	.00454	.00072	.19705	.00033
31	SE1960	-.00160	-.00109	.00183	.00181	.19361	-.00159

#	Element	RSJ'2-01	RSJ'2-02	SEQ'RD@5	SEQ-CCV	SEQ-CCB	9J2'-PS1
1	Al3082	.01904	.01340	.00857	24.560	.03060	10.027
2	As1890	-.00105	.00045	.00020	.49505	-.00058	.20921
3	B_2496	.57283	.41824	.08385	.47660	.00034	.60748
4	Ba4934	.01166	.01408	.00299	.49567	.00047	.21601
5	Be3130	.00006	.00005	.00008	.48697	.00038	.19897
6	Ca3179	75.799	74.106	14.834	24.368	.03006	81.742
7	Cd2265	-.00004	.00007	-.00006	.47762	.00018	.19694
8	Co2286	.00030	.00047	.00020	.49344	.00052	.20409
9	Cr2677	.00057	.00016	-.00003	.49127	.00033	.19964
10	Cu3247	-.00049	-.00048	-.00066	.49285	-.00126	.20149
11	Fe2714	.12211	.15632	.03320	24.192	.02622	9.9089
12	K_7664	1.9887	2.0514	.38535	24.798	.02189	12.659
13	Mg2790	32.262	31.328	6.2543	24.310	.02845	40.483
14	Mn2576	.02615	.04211	.00832	.49629	.00031	.24280
15	Mo2020	.00285	.00399	-.00022	.49288	.00037	.20909
16	Na3302	90.688	78.815	15.369	23.857	.05840	86.423
17	Ni2316	.00050	.00073	.00004	.48458	.00057	.19712
18	2203/1	-.00099	.00029	.00038	.49515	-.00010	.19934

#	Element	RSJ'2-01	RSJ'2-02	SEQ'RD@5	SEQ-CCV	SEQ-CCB	9J2'-PS1
19	2203/2	.00017	-.00187	-.00074	.49300	.00025	.20058
20	Sb2068	-.00081	.00172	-.00204	.50870	.00073	.21206
21	1960/1	.00296	-.00010	-.00066	.50714	-.00124	.20264
22	1960/2	.00096	-.00247	-.00134	.49864	-.00314	.20051
23	Ti3372	-.00008	.00000	.00007	.50511	.00042	.20666
24	Tl1908	-.00292	-.00222	-.00220	.50034	-.00248	.20106
25	V_2924	.00042	.00038	.00071	.50105	.00046	.20836
26	Zn2062	.00134	.00109	.00041	.49100	.00058	.20011
27	Sn1899	-.00002	.00158	.00062	.49938	.00132	.12875
28	Ag3280	-.00009	-.00001	-.00011	.48132	.00026	.04451
29	*Y	3926.7	3921.23	3923.44	3923.06	3943.39	3957.98
30	PB2203	-.00021	-.00115	-.00036	.49371	.00013	.20017
31	SE1960	.00162	-.00168	-.00111	.50147	-.00251	.20122

#	Element	9J2'-MS1	9J2'MSD1	RSJ'2-03	RSJ'2-04	RSJ'2-05	RSJ'2-06
1	Al3082	9.5004	9.4730	.02784	.01163	.00749	.01124
2	As1890	.20026	.20060	.00113	-.00037	-.00091	-.00002
3	B_2496	.59657	.59957	.87619	.54834	.74237	.88425
4	Ba4934	.21326	.21310	.00696	.00907	.00751	.00688
5	Be3130	.19346	.19268	.00022	.00005	.00001	.00004
6	Ca3179	80.263	81.924	158.58	107.96	101.30	159.38
7	Cd2265	.19152	.18951	.00015	.00006	.00004	-.00007
8	Co2286	.19734	.19596	.00060	.00137	.00078	.00027
9	Cr2677	.19397	.19260	.00060	.00034	.00018	.00018
10	Cu3247	.19587	.19516	-.00071	-.00051	.00009	-.00046
11	Fe2714	9.6692	9.5779	.06945	.19174	.14072	.13215
12	K_7664	12.231	12.215	2.8009	2.4482	2.3707	2.8370
13	Mg2790	39.526	40.018	60.587	40.491	39.613	61.093
14	Mn2576	.23636	.23556	.00898	.01787	.01777	.00836
15	Mo2020	.20287	.20120	.00706	.00363	.00645	.00707
16	Na3302	84.569	86.350	140.64	83.035	114.26	141.78
17	Ni2316	.19199	.19075	.00066	.00073	-.00008	.00021
18	2203/1	.18987	.19120	-.00259	-.00063	-.00338	-.00002
19	2203/2	.19371	.19479	.00021	.00076	.00174	-.00055
20	Sb2068	.20404	.20766	.00234	-.00116	.00132	-.00158
21	1960/1	.19239	.19888	-.00016	.00386	-.00331	.00203
22	1960/2	.19494	.19367	.00007	-.00208	.00007	-.00043
23	Ti3372	.19974	.19913	-.00003	-.00026	-.00090	-.00026
24	Tl1908	.19578	.19391	-.00368	-.00287	-.00521	-.00337
25	V_2924	.20072	.19996	.00072	-.00004	-.00008	-.00033
26	Zn2062	.19416	.19277	.00164	.00140	.00094	.00087
27	Sn1899	.19656	.19432	.00124	.00135	.00120	-.00062
28	Ag3280	.04799	.04833	-.00063	-.00032	-.00066	-.00020
29	*Y	3958.12	3932.74	3901.58	3942.71	3923.18	3938.78
30	PB2203	.19243	.19360	-.00072	.00029	.00004	-.00037
31	SE1960	.19409	.19541	.00000	-.00009	-.00105	.00038

#	Element	RSJ'2-07	RSJ'2-08	9J2'BLK1	SEQ-CCV	SEQ-CCB	9J2'BLK2
1	Al3082	.00980	.00886	.05529	24.501	.02289	.00953
2	As1890	-.00107	-.00078	.00166	.49058	.00115	-.00081
3	B_2496	.86485	.00366	H.13529	.47193	.00261	.00239
4	Ba4934	.00657	.00007	H.00446	.49289	.00035	.00012
5	Be3130	.00005	-.00001	.00012	.48537	.00025	.00005
6	Ca3179	155.76	.13061	H1.3058	24.307	.02926	.03269
7	Cd2265	-.00002	.00014	.00000	.47544	.00038	.00017
8	Co2286	.00027	.00046	.00033	.49279	.00035	.00021
9	Cr2677	.00018	.00060	.00298	.48855	.00064	.00053
10	Cu3247	-.00081	.00004	H.05980	.49265	-.00030	-.00010
11	Fe2714	.13062	.01306	H.11520	24.048	.02320	.01276
12	K_7664	2.7529	.02135	H1.1367	24.646	.01386	.00092
13	Mg2790	59.732	.04281	H.28647	24.275	.02894	.01087
14	Mn2576	.00820	.00004	.00163	.49411	.00023	.00009
15	Mo2020	.00649	-.00052	.00070	.49295	.00107	.00010
16	Na3302	138.25	.04552	H1167.8	24.556	.39087	.11028
17	Ni2316	.00061	.00047	.00411	.48304	.00047	.00033
18	2203/1	-.00104	-.00120	.01459	.49265	-.00045	-.00075
19	2203/2	.00045	.00164	.01463	.49337	-.00017	.00056
20	Sb2068	.00095	-.00031	-.00362	.50632	.00104	-.00035
21	1960/1	.00179	-.00351	-.00099	.50238	-.00227	-.00728
22	1960/2	.00062	.00096	.00355	.49967	-.00143	-.00372
23	Ti3372	-.00036	.00001	.00260	.50475	.00029	-.00019
24	Tl1908	-.00379	-.00070	-.00451	.49963	-.00154	-.00466
25	V_2924	-.00020	.00054	.00074	.50139	.00054	.00054
26	Zn2062	.00102	.00131	H.02115	.48992	.00068	.00088
27	Sn1899	.00141	.00214	.00287	.49568	.00215	.00206
28	Ag3280	-.00022	-.00028	.00029	.47864	.00098	.00000
29	*Y	3912.11	3974.74	3730.31	3942.86	3953.66	3984.94
30	PB2203	-.00004	.00069	H.01462	.49313	-.00026	.00012
31	SE1960	.00101	-.00053	.00204	.50057	-.00171	-.00491

#	Element	9J2'-BS1	RSJ'4RE1	RSJ'5RE1	SEQ'RD@5	9J2'-PS1	9J2'-MS1
1	Al3082	.04847	.03430	.02815	.00707	.02638	.04291
2	As1890	1.0971	.00223	.00017	.00006	1.0901	1.0333
3	B_2496	.13472	.06827	.10497	.02619	.10314	.10272
4	Ba4934	1.0140	.00305	.00349	.00100	1.0116	.95988
5	Be3130	.99933	.00085	.00046	.00004	.99708	.94709
6	Ca3179	1.2245	.61436	1.1875	.31027	1.1713	1.1661
7	Cd2265	1.0400	.00079	.00051	.00006	1.0392	.99094
8	Co2286	1.0657	.00110	.00056	.00024	1.0631	1.0117
9	Cr2677	.98374	.08018	.00274	.00108	.99288	.93476
10	Cu3247	1.0991	.00507	.01842	.00492	1.0511	1.0030
11	Fe2714	.16734	.06664	.01735	.01027	.08604	.08426
12	K_7664	1.1518	.98726	1.0955	.23690	1.0850	1.0794
13	Mg2790	.25627	.11201	.20947	.05307	.20902	.20681
14	Mn2576	1.0299	.00431	.00228	.00045	1.0293	.97817
15	Mo2020	1.0725	.45946	.00172	.00016	1.0704	1.0159
16	Na3302	1190.2	H1172.0	H1145.6	364.47	H1146.0	H1130.8
17	Ni2316	1.0186	.06412	.00499	.00116	1.0182	.97283
18	2203/1	1.0537	.00033	-.00057	-.00165	1.0490	.98010

#	Element	9J2'-BS1	RSJ'4RE1	RSJ'5RE1	SEQ'RD@5	9J2'-PS1	9J2'-MS1
19	2203/2	1.0443	.00079	.00214	.00158	1.0384	.97746
20	Sb2068	1.0577	.00356	-.00121	.00041	1.0804	1.0075
21	1960/1	1.0803	.00044	-.00522	-.00759	1.0824	1.0220
22	1960/2	1.0731	.00517	-.00034	-.00003	1.0694	1.0223
23	Ti3372	.00101	.00068	.00055	.00016	.00073	.00032
24	Tl1908	1.0680	.00035	-.00039	-.00422	1.0619	1.0020
25	V_2924	1.0481	.00531	.00122	.00089	1.0438	.98822
26	Zn2062	1.0756	.03072	.01444	.00368	1.0652	1.0155
27	Sn1899	.00311	.00468	.00338	.00245	.00219	.00407
28	Ag3280	1.0200	.00876	.00059	-.00009	1.0278	.96476
29	*Y	3733.61	3758.03	3773.14	3926.62	3735.83	3779.96
30	PB2203	1.0474	.00064	.00123	.00050	1.0419	.97834
31	SE1960	1.0755	.00359	-.00197	-.00255	1.0737	1.0222

#	Element	9J2'MSD1	RSJ'6RE1	RSJ'1RE1	SEQ-CCV	SEQ-CCB	RSJ'1RE1
1	Al3082	.02392	.12480	1.0217	23.548	.01084	.46440
2	As1890	1.0605	.00383	.00394	.47348	.00090	.00508
3	B_2496	.10450	.21249	.14623	.45556	.00149	.29118
4	Ba4934	.98796	2.4497	.75896	.47550	.00071	.65859
5	Be3130	.97156	.00122	.00079	.46695	.00031	.00045
6	Ca3179	1.1988	16.391	458.99	23.383	.05568	381.92
7	Cd2265	1.0134	.00084	.00228	.45784	.00027	.00252
8	Co2286	1.0287	.03559	.03505	.46777	.00014	.00180
9	Cr2677	.95682	-.00137	.00223	.46740	.00020	.00291
10	Cu3247	1.0294	.17696	.03854	.47295	.00062	.05338
11	Fe2714	.09155	359.34	.83962	23.116	.04493	.38327
12	K_7664	1.0910	3.4149	6.9467	23.483	.00801	6.7196
13	Mg2790	.21004	3.1124	22.471	23.059	.01335	49.505
14	Mn2576	.99989	1.7655	9.5398	.47259	.00126	1.2889
15	Mo2020	1.0345	.00766	.00156	.46777	.00014	.00014
16	Na3302	H1152.8	H1141.3	H1325.0	23.401	.49831	H1332.5
17	Ni2316	.99964	.10418	.01922	.46984	.00004	.00623
18	2203/1	1.0053	-.01371	.01405	.47755	.00243	.02903
19	2203/2	.99844	-.00025	.01050	.47563	.00016	.02952
20	Sb2068	1.0295	.00485	-.00034	.47777	-.00116	.00019
21	1960/1	1.0384	.00159	.00191	.48047	.00117	.00474
22	1960/2	1.0451	-.00274	-.00070	.47722	-.00271	.00138
23	Ti3372	.00049	.00141	.03553	.48086	.00029	.01929
24	Tl1908	1.0226	L-.01402	.00057	.47635	-.00148	-.00261
25	V_2924	1.0015	-.00016	.00169	.46820	.00067	.00176
26	Zn2062	1.0347	H162.33	.20908	.48975	H.02202	.10998
27	Sn1899	.00169	.00644	.00448	.47667	.00034	.00382
28	Ag3280	.99060	.00143	-.00006	.46002	-.00019	.00031
29	*Y	3756.19	3841.61	3728.03	4173.08	3916.24	3701.51
30	PB2203	1.0007	L-.00474	.01168	.47627	.00092	.02936
31	SE1960	1.0429	-.00129	.00016	.47830	-.00141	.00250

#	Element	RSJ'4RE1	RSJ'7RE1	RSJ'9RE1	rsj'0re1	RSJ'8-01	RSJ'8-02
1	Al3082	3.6983	.06746	1.0975	6.4474	.73347	.40831
2	As1890	.00447	.00256	-.00014	.00813	.00265	.00106
3	B_2496	.52914	.20087	.17698	.27580	.17946	.17332
4	Ba4934	.32148	.99410	.70946	.48242	.42009	.28543
5	Be3130	.00038	.00039	.00042	.00041	.00038	.00044
6	Ca3179	103.78	H762.17	287.58	286.33	H744.63	591.95
7	Cd2265	.00234	.00126	.00080	.00666	.00179	.00645
8	Co2286	.00170	.00037	.00060	.00295	.01673	.14675
9	Cr2677	.00798	.00209	.00234	.01012	.16799	.01812
10	Cu3247	.01459	.01092	.01901	.02114	.01846	.07466
11	Fe2714	2.1009	.05283	.75626	4.0247	1.8520	.60157
12	K_7664	14.153	11.992	3.0398	20.653	7.2622	5.4220
13	Mg2790	15.929	41.241	65.649	56.041	66.190	32.603
14	Mn2576	.43751	.46031	.35596	1.5348	1.3850	5.0468
15	Mo2020	.00021	-.00082	.00077	-.00059	.10275	.03899
16	Na3302	H1358.2	H1345.6	H1339.8	H1325.1	H1142.4	H1180.3
17	Ni2316	.00520	.00401	.00628	.00969	1.4487	1.7277
18	2203/1	.00910	.01301	.00050	.06987	.01466	.00558
19	2203/2	.00435	.01613	.00189	.06802	.01672	.00901
20	Sb2068	.00013	.00298	.00001	.00044	.00198	.00050
21	1960/1	.00324	-.00151	.00554	.00260	.00212	.00198
22	1960/2	-.00279	.00066	.00120	.00110	-.00095	.00127
23	Ti3372	.13498	.00182	.04015	.24796	.03306	.01195
24	Tl1908	-.00166	-.00299	-.00210	-.00253	-.00105	-.00320
25	V_2924	.00668	.00115	.00266	.01214	.00599	.00227
26	Zn2062	.06256	.01585	.02413	.10765	.02810	1.1011
27	Sn1899	.00464	.00278	.00369	.00525	.00415	.00270
28	Ag3280	.00031	-.00077	.00017	.00001	.00021	-.00006
29	*Y	3734.33	3672.9	3675.68	3733.13	3678.68	3713.1
30	PB2203	.00593	.01509	.00143	.06863	.01604	.00787
31	SE1960	-.00078	-.00006	.00265	.00160	.00007	.00150

#	Element	SEQ-LCV	SEQ-IFA	SEQ-IFB	SEQ-CCV	SEQ-CCB	SEQ-CAL1
1	Al3082	.19531	476.76	481.25	24.675	.05259	.0846
2	As1890	.00952	.00123	.10371	.49368	-.00346	.16056
3	B_2496	.02142	.00141	.01948	.48769	.00100	.12394
4	Ba4934	.00240	.00097	.50239	.49396	.00035	.0196
5	Be3130	.00197	.00045	.48905	.48926	.00043	.36143
6	Ca3179	H.78495	473.86	480.27	24.520	.06005	.08232
7	Cd2265	.00102	-.00048	.93115	.48704	.00038	-.00543
8	Co2286	.00391	.00063	.48137	.49582	.00030	-.00139
9	Cr2677	.00418	-.00423	.46886	.49850	.00077	.02516
10	Cu3247	.01025	.00052	.49635	.49416	.00090	.01605
11	Fe2714	.05176	179.81	92.636	24.586	.03223	.00328
12	K_7664	.46582	.00139	.00720	24.650	.01604	-.11356
13	Mg2790	.21851	471.38	482.17	24.392	.04560	.07752
14	Mn2576	H.00476	.00201	.49176	.50141	.00029	.00455
15	Mo2020	.00988	.00029	.03607	.49409	-.00030	-.00505
16	Na3302	H1.9398	.86711	.46682	23.685	.04595	.01744
17	Ni2316	.00982	.00197	.88767	.49279	.00066	-.04186
18	2203/1	.00401	-.02252	.02903	.49903	.00067	.00201

#	Element	SEQ-LCV	SEQ-IFA	SEQ-IFB	SEQ-CCV	SEQ-CCB	SEQ-CAL1
19	2203/2	.00552	.01306	.05956	.49533	-.00020	-.0182
20	Sb2068	.01991	-.00091	.60811	.50504	.00042	.00688
21	1960/1	.01169	.00300	.06177	.49185	.00200	-.00304
22	1960/2	.01083	-.00228	.04862	.49625	.00037	.06274
23	Ti3372	.00488	.00242	.00075	.49933	.00013	.09813
24	Tl1908	.01766	-.00833	.09201	.49513	-.00170	-.02174
25	V_2924	.00634	-.00162	.49005	.49508	.00062	.00126
26	Zn2062	.01181	-.00335	.92526	.49245	.00142	.00569
27	Sn1899	.00684	.00273	.00205	.50537	.00053	.08497
28	Ag3280	.00245	.00007	.20032	.48841	-.00037	.0067
29	*Y	3986.89	3740.96	3734.1	3952.65	3974.44	3953.7
30	PB2203	.00502	.00121	.04939	.49656	.00008	
31	SE1960	.01111	-.00052	.05300	.49478	.00091	

#	Element	SEQ-CAL2	SEQ-CAL3	SEQ-CAL4	SEQ-ICV	SEQ-ICB	SEQ-LCV
1	Al3082	8.83833	43.6844	87.9206	18.429	.00504	.19330
2	As1890	1.14065	5.09622	10.1042	.36869	.00021	.01201
3	B_2496	1.58252	7.41033	14.7247	.36150	.00175	.02037
4	Ba4934	3.826	19.0596	38.3423	.36924	.00048	.00223
5	Be3130	7.75589	37.49	74.4669	.36750	.00046	.00212
6	Ca3179			66.0423	18.573	.00058	.49029
7	Cd2265	14.2144	69.957	138.986	.36363	.00052	.00110
8	Co2286	.78325	3.89446	7.78539	.36975	.00045	.00384
9	Cr2677	2.19118	10.8215	21.6096	.37098	.00039	.00412
10	Cu3247	.84225	4.11017	8.2352	.36940	.00095	.01004
11	Fe2714	2.08933	10.3726	20.6864	18.367	.03137	.06062
12	K_7664			71.7607	18.872	.01749	.49179
13	Mg2790			126.7	18.553	.00775	.18882
14	Mn2576	1.51535	7.52563	15.051	.37440	.00049	.00320
15	Mo2020	1.64156	8.20214	16.4508	.36692	.00093	.01125
16	Na3302			3.544	18.173	-.20512	1.0349
17	Ni2316	5.93034	29.4749	58.6989	.36896	.00026	.00909
18	2203/1	1.88054	9.7625	19.443	.37651	.00119	.00654
19	2203/2	1.99178	9.6333	19.1939	.37112	.00212	.00642
20	Sb2068	.53105	2.63683	5.29586	.37171	-.00065	.01985
21	1960/1	.64523	3.56084	7.05488	.39072	.00059	.01604
22	1960/2	1.37174	6.27845	12.4537	.37448	.00156	.01226
23	Ti3372	5.0904	25.0849	50.3683	.37222	.00052	.00503
24	Tl1908	.78234	3.94129	8.05013	.37081	.00354	.02329
25	V_2924	.29584	1.4667	2.94879	.37085	.00027	.00623
26	Zn2062	.35144	1.71255	3.38001	.37255	.00027	.01079
27	Sn1899	3.43608	17.4498	34.7695	.38216	-.00132	L.00429
28	Ag3280	1.51691	7.6424	15.3888	.36385	.00029	.00288
29	*Y	3974.96	3955.5	3912.26	3948.34	3902.1	3956.66
30	PB2203				.37291	.00181	.00646
31	SE1960				.37989	.00124	.01352

#	Element	SEQ-IFA	SEQ-IFB	SEQ-CCV	SEQ-CCB	9J2'-BS1	RSJ'5-01
1	Al3082	490.43	492.66	25.253	.11786	10.138	2.6085
2	As1890	.00244	.10680	.49725	.00027	.20889	.00699
3	B_2496	.00165	.01894	.49525	-.00055	.20481	1.1710
4	Ba4934	.00099	.50997	.49852	.00034	.20656	.05587
5	Be3130	.00081	.50312	.50089	.00029	.20583	.00010
6	Ca3179	498.37	501.77	25.463	.11447	10.594	20.582
7	Cd2265	.00033	.95737	.49503	.00034	.20700	.00015
8	Co2286	.00078	.49065	.50367	-.00013	.20780	.00333
9	Cr2677	-.00428	.48144	.50705	-.00032	.20729	.00867
10	Cu3247	.00054	.50806	.50386	.00019	.20930	.00354
11	Fe2714	186.48	95.637	25.136	.02816	10.152	18.440
12	K_7664	.01137	.00182	25.540	.00303	10.491	2.7568
13	Mg2790	495.01	500.94	25.337	.10565	10.556	7.2479
14	Mn2576	.00055	.50572	.51201	.00019	.20618	.33461
15	Mo2020	.00101	.03750	.50003	.00093	.20678	.00176
16	Na3302	-.18030	-.23414	24.473	-.07545	9.8932	14.218
17	Ni2316	.00097	.91342	.50067	.00004	.20684	.00906
18	2203/1	-.01382	.04059	.51147	.00271	.20816	-.00036
19	2203/2	.01186	.06016	.50146	.00104	.20949	.00247
20	Sb2068	-.00215	.60496	.50228	.00058	.20173	.00024
21	1960/1	.01069	.05657	.52418	.00071	.21223	-.00120
22	1960/2	-.00005	.05572	.50583	.00268	.20496	.00188
23	Ti3372	.00287	.00059	.50348	.00016	.20709	.07410
24	Tl1908	-.00314	.09370	.49919	-.00106	.20709	-.00227
25	V_2924	-.00161	.49764	.50418	.00016	.20734	.00838
26	Zn2062	-.00550	.95909	.50590	.00060	.20907	.00784
27	Sn1899	-.00201	.00016	.51780	-.00160	.20471	.00054
28	Ag3280	.00007	.20537	.49860	.00002	.05039	-.00048
29	*Y	3730.73	3733.95	3955.76	3983.62	4011.41	4014.98
30	PB2203	.00330	.05364	.50479	.00160	.20905	.00152
31	SE1960	.00352	.05600	.51194	.00202	.20738	.00085

#	Element	RSJ'5-04	SEQ'RD@5	9J2'-PS1	9J2'-MS1	9J2'MSD1	RSJ'5-05
1	Al3082	.10132	.06395	10.374	9.7839	9.7525	.08673
2	As1890	.00042	.00009	.21039	.20193	.19889	.00272
3	B_2496	1.4920	.29600	1.6761	1.6551	1.6510	.12842
4	Ba4934	.05133	.01037	.25319	.24868	.24830	.06797
5	Be3130	-.00003	.00009	.20412	.20030	.19530	.00001
6	Ca3179	38.448	7.6641	47.727	47.202	47.001	80.369
7	Cd2265	-.00001	.00020	.20400	.19982	.19434	.00001
8	Co2286	-.00023	.00000	.20643	.20251	.19614	-.00014
9	Cr2677	.00026	.00008	.20728	.20276	.19705	.00001
10	Cu3247	.00044	.00122	.20842	.20442	.19910	.00111
11	Fe2714	6.9470	1.4015	16.824	16.574	16.268	.13116
12	K_7664	3.1421	.60545	13.875	13.400	13.303	1.9342
13	Mg2790	13.881	2.7981	23.957	23.665	23.302	48.084
14	Mn2576	.46682	.09304	.66145	.65343	.64524	.03034
15	Mo2020	.00242	.00109	.20737	.20395	.19839	.00210
16	Na3302	5.9215	1.2554	16.067	15.387	15.504	13.321
17	Ni2316	-.00010	.00009	.20398	.19902	.19530	.00031
18	2203/1	.00294	-.00061	.20670	.20758	.19854	.00083

#	Element	RSJ'5-04	SEQ'RD@5	9J2'-PS1	9J2'-MS1	9J2'MSD1	RSJ'5-05
19	2203/2	.00077	.00126	.20655	.19997	.19609	.00129
20	Sb2068	-.00296	.00094	.20382	.19838	.19433	-.00173
21	1960/1	.00480	.00377	.20887	.21211	.19143	.00406
22	1960/2	.00240	.00265	.20488	.19650	.19390	.00132
23	Ti3372	.00211	.00063	.20662	.20280	.19723	.00082
24	Tl1908	.00335	.00169	.20372	.19959	.19493	.00178
25	V_2924	.00078	.00026	.20765	.20403	.19711	.00254
26	Zn2062	.00094	.00016	.20557	.20691	.20158	.00300
27	Sn1899	-.00147	-.00080	.12593	.19748	.19699	.00296
28	Ag3280	.00025	-.00030	.04554	.04928	.04827	-.00027
29	*Y	3993.45	3962.1	3996	3988.65	4001.03	3942.23
30	PB2203	.00149	.00063	.20660	.20251	.19690	.00114
31	SE1960	.00320	.00302	.20621	.20170	.19307	.00223

#	Element	RSJ'5-08	RSJ'5-12	SEQ-CCV	SEQ-CCB	RSJ'7-04	RSJ'7-05
1	Al3082	.02406	1.1766	25.162	.00701	.36872	1.7202
2	As1890	.00048	.00349	.50616	.00063	-.00048	.00743
3	B_2496	1.0684	.13911	.49975	.00117	.03008	.03686
4	Ba4934	.03584	.03261	.49904	.00039	.01159	.01739
5	Be3130	-.00011	-.00011	.50281	.00030	.00001	.00007
6	Ca3179	37.355	19.709	25.358	.01101	9.2275	.67163
7	Cd2265	-.00006	-.00014	.49756	.00037	.00000	.00013
8	Co2286	-.00028	.00016	.50403	-.00028	.00018	.00176
9	Cr2677	-.00022	.00227	.51008	-.00014	.00165	.00416
10	Cu3247	.00024	.00068	.50481	.00050	.00171	.00171
11	Fe2714	.04120	4.7840	25.225	.01258	.16343	8.9183
12	K_7664	1.1455	1.0698	25.623	.00929	.56241	1.5178
13	Mg2790	20.797	5.2379	25.330	.00587	4.1036	.46727
14	Mn2576	.02928	.31739	.51405	.00032	.00932	.02633
15	Mo2020	.05130	.00144	.50100	.00116	.00156	.00044
16	Na3302	6.9403	3.4593	24.553	-.23979	2.0551	1.7146
17	Ni2316	.00001	.00048	.50484	.00004	.00091	.00207
18	2203/1	.00189	.00344	.51472	-.00022	.00199	-.00106
19	2203/2	.00141	.00026	.50128	.00276	.00202	.00337
20	Sb2068	.00003	-.00069	.50211	.00023	-.00201	-.00248
21	1960/1	.00602	.00511	.52192	.00363	.00474	-.00110
22	1960/2	-.00283	.00076	.50262	.00259	-.00302	.00213
23	Ti3372	.00083	.01591	.50356	.00004	.01275	.01278
24	Tl1908	.00212	.00170	.49994	.00060	.00196	.00217
25	V_2924	.00156	.00730	.50220	.00025	.00113	.00799
26	Zn2062	.00241	.00127	.50818	.00061	.01177	.01584
27	Sn1899	.00055	-.00178	.52311	-.00178	-.00090	-.00242
28	Ag3280	-.00052	.00009	.50048	-.00019	.00018	-.00078
29	*Y	4000.16	4056.94	3946.69	3953.25	4008.34	4024.28
30	PB2203	.00157	.00132	.50576	.00177	.00201	.00189
31	SE1960	.00011	.00221	.50905	.00294	-.00043	.00105

#	Element	RSJ'7-06	RSJ'7-08	RSJ'7-09	RSJ'7-10	RSJ'7-11	RSJ'7-12
1	Al3082	.75892	.07145	-.00613	.02221	3.6513	3.0158
2	As1890	-.00092	.00061	.00261	.00510	.01362	.01589
3	B_2496	.24723	.91200	.73726	3.2619	1.8951	1.8572
4	Ba4934	.05143	.04927	.11529	.05564	.09341	.08774
5	Be3130	-.00004	-.00004	-.00001	.00013	.00017	.00013
6	Ca3179	48.139	64.117	181.76	385.65	335.07	328.43
7	Cd2265	-.00001	-.00004	-.00006	.00006	-.00021	-.00011
8	Co2286	.00012	-.00011	.00093	.00014	.00364	.00344
9	Cr2677	.00085	.00055	-.00035	-.00019	.00773	.00615
10	Cu3247	.00160	.00147	.00141	.00063	.00603	.00554
11	Fe2714	.50351	.55194	.40970	29.659	13.840	12.861
12	K_7664	1.6732	1.8745	4.9453	11.378	8.7678	8.3440
13	Mg2790	24.881	27.644	42.064	116.84	80.088	78.160
14	Mn2576	.14703	.50342	.62822	1.6093	1.3642	1.3316
15	Mo2020	.00091	.00111	.01916	.07374	.00119	.00153
16	Na3302	9.4361	5.5085	31.062	275.97	93.000	91.317
17	Ni2316	.00065	.00048	.00215	.00065	.00730	.00665
18	2203/1	-.00168	-.00120	-.00137	-.00120	.00179	.00316
19	2203/2	.00365	.00251	.00090	.00154	.00433	.00450
20	Sb2068	-.00199	.00088	-.00189	-.00178	-.00096	-.00148
21	1960/1	-.00552	-.00127	.00014	-.00563	.00288	.00246
22	1960/2	.00211	-.00241	.00497	.00192	.00341	.00116
23	Ti3372	.00468	.00127	.00019	.00108	.09379	.07766
24	Tl1908	.00042	-.00207	.00110	-.00205	.00378	.00058
25	V_2924	.00088	.00190	-.00003	.00008	.00739	.00629
26	Zn2062	.00489	.00401	.00503	.00031	.01671	.01543
27	Sn1899	-.00002	-.00014	-.00199	-.00171	-.00127	-.00025
28	Ag3280	-.00089	-.00086	-.00053	-.00088	-.00087	-.00027
29	*Y	3985.43	3984.83	3925.91	3822.34	3920.59	3923.48
30	PB2203	.00187	.00127	.00014	.00062	.00348	.00405
31	SE1960	-.00043	-.00203	.00336	-.00059	.00324	.00159

#	Element	9J2'BLK1	9J2'-BS1	SEQ-CCV	SEQ-CCB	RSJ'5-03	SEQ'RD@5
1	Al3082	-.01580	9.7862	25.350	.00842	.00944	-.00624
2	As1890	.00047	.20077	.50511	.00164	-.00028	-.00123
3	B_2496	.00484	.20122	.49903	.00252	.01892	.00451
4	Ba4934	.00009	.20017	.50245	.00040	.02792	.00581
5	Be3130	-.00013	.19806	.50539	.00036	.00000	.00018
6	Ca3179	.14214	10.132	25.529	.02046	15.764	3.1775
7	Cd2265	-.00006	.19915	.49803	.00048	.00000	.00015
8	Co2286	-.00033	.20041	.50505	.00027	-.00056	-.00005
9	Cr2677	-.00061	.20017	.51065	.00002	-.00050	-.00002
10	Cu3247	.00000	.20103	.50873	.00109	.00087	.00035
11	Fe2714	.00480	9.7604	25.262	.01703	.01388	.01343
12	K_7664	-.01254	10.267	25.782	.01519	1.4481	.28106
13	Mg2790	.02756	10.121	25.424	.00934	3.5857	.70965
14	Mn2576	H.00068	.19910	.51431	.00035	.00042	.00023
15	Mo2020	.00102	.19897	.50139	.00106	.00051	.00091
16	Na3302	-.08010	9.7017	24.749	.02135	11.708	2.1988
17	Ni2316	-.00036	.19892	.50645	.00018	-.00018	.00022
18	2203/1	-.00003	.20409	.51847	.00041	.00066	-.00018

#	Element	9J2'BLK1	9J2'-BS1	SEQ-CCV	SEQ-CCB	RSJ'5-03	SEQ'RD@5
19	2203/2	.00125	.19949	.50357	.00241	.00037	.00163
20	Sb2068	-.00245	.19479	.50249	-.00033	-.00152	-.00344
21	1960/1	.00455	.20611	.52676	-.00003	-.00015	-.00135
22	1960/2	-.00018	.19770	.50338	.00236	.00203	.00129
23	Ti3372	-.00001	.19855	.50655	.00028	.00018	-.00010
24	Tl1908	.00316	.19817	.50782	-.00070	.00234	.00065
25	V_2924	-.00038	.19975	.50371	.00029	-.00017	.00004
26	Zn2062	.00011	.20134	.50918	.00053	.00107	.00024
27	Sn1899	-.00154	.19973	.52547	-.00166	-.00222	-.00168
28	Ag3280	-.00035	.04868	.50192	.00020	-.00015	.00002
29	*Y	3997.95	4028.4	3935.85	3971.21	3995.59	3963.79
30	PB2203	.00082	.20102	.50853	.00175	.00046	.00103
31	SE1960	.00139	.20050	.51117	.00156	.00130	.00041

#	Element	9J2'-PS1	9J2'-MS1	9J2'MSD1	RSJ'1-02	RSJ'4-01	RSJ'4-02
1	Al3082	10.310	9.9799	10.143	.02750	5.1847	.19088
2	As1890	.20554	.20467	.21087	.00261	.01645	.00147
3	B_2496	.22496	.22248	.22702	.03391	.12253	.12489
4	Ba4934	.22935	.23272	.23594	.02469	.06277	.02068
5	Be3130	.20520	.20211	.20852	.00000	.00039	-.00015
6	Ca3179	25.848	26.482	26.837	36.064	508.61	162.63
7	Cd2265	.20573	.20143	.20764	.00015	.00019	.00012
8	Co2286	.20762	.20341	.21049	.00001	.00289	.00176
9	Cr2677	.20676	.20320	.20956	.00017	.03657	.02056
10	Cu3247	.20841	.20596	.21301	.00247	.04156	.04071
11	Fe2714	10.118	9.9510	10.252	.08959	14.728	1.2859
12	K_7664	12.175	12.022	12.224	2.0373	6.0292	3.2892
13	Mg2790	14.033	13.965	14.294	9.0800	14.680	11.461
14	Mn2576	.20729	.20388	.20998	.00307	.20600	.14413
15	Mo2020	.20717	.20225	.20862	.04996	.03794	.05628
16	Na3302	21.684	22.137	22.382	15.521	H1193.0	218.20
17	Ni2316	.20558	.20297	.20933	.02270	.04241	.03662
18	2203/1	.21086	.20465	.21318	.00117	.04090	.01187
19	2203/2	.20464	.20276	.21121	.00237	.03777	.01328
20	Sb2068	.20420	.19966	.20677	-.00221	-.00380	.00009
21	1960/1	.21498	.20155	.20968	.00576	.00245	.00370
22	1960/2	.20129	.19942	.20450	.00262	-.00181	.00179
23	Ti3372	.20469	.20174	.20757	.00030	.42857	.00286
24	Tl1908	.20219	.20283	.20697	.00143	.00140	.00305
25	V_2924	.20739	.20273	.20873	.00062	.06135	.00127
26	Zn2062	.20979	.20747	.21825	.00873	.27630	.12330
27	Sn1899	.12856	.20329	.20731	-.00089	.00679	.00006
28	Ag3280	.04593	.04925	.05075	-.00015	.00024	.00000
29	*Y	3990	3980.29	3990.34	3992.62	3837.04	4024.58
30	PB2203	.20671	.20339	.21187	.00197	.03881	.01281
31	SE1960	.20585	.20013	.20622	.00367	-.00038	.00243

#	Element	RSJ'7-01	RSJ'7-01	SEQ-CCV	SEQ-CCB	RSJ'7-02	RSJ'9-07
1	Al3082	.15722	.01165	25.549	-.01113	1.2161	.15371
2	As1890	.00048	.00220	.51218	.00099	.00912	.00095
3	B_2496	.09679	.04411	.50314	.00177	.04144	.79339
4	Ba4934	.04325	.05807	.50320	.00019	.06555	.08055
5	Be3130	-.00003	.00001	.51083	.00016	.00014	.00023
6	Ca3179	36.832	28.306	25.799	.00971	24.343	230.96
7	Cd2265	.00004	.04720	.50349	.00019	.06899	.00025
8	Co2286	.00289	.00056	.51188	.00017	.01352	.00041
9	Cr2677	-.00008	.07661	.51635	-.00011	.37966	.00029
10	Cu3247	.03274	.01803	.51365	.00046	.10046	.00137
11	Fe2714	1.1788	.36085	25.507	.00922	16.010	.50064
12	K_7664	32.271	4.7295	25.841	.00780	4.0820	8.4131
13	Mg2790	10.252	4.0035	25.798	-.00581	3.6523	34.902
14	Mn2576	.06869	.23914	.51977	.00019	.47848	.25645
15	Mo2020	.01505	.00051	.50760	.00187	.00337	.00651
16	Na3302	61.429	48.671	25.074	-.20653	48.343	110.41
17	Ni2316	.00481	.01128	.51129	-.00037	.02670	.00058
18	2203/1	.00362	-.00146	.51801	.00248	.00557	-.00146
19	2203/2	.00111	.00189	.50807	.00069	.00572	.00179
20	Sb2068	.00223	.00215	.50736	-.00130	-.00123	-.00242
21	1960/1	.00569	.00105	.52567	-.00050	.00088	.00293
22	1960/2	-.00204	.00105	.51111	.00227	-.00068	.00542
23	Ti3372	.00757	-.00008	.51015	.00001	.05906	.00045
24	Tl1908	.00192	.00086	.50493	.00308	-.00032	-.00056
25	V_2924	.00036	.00068	.51176	.00028	.00471	.00123
26	Zn2062	.04209	.04159	.51672	.00014	.25798	.00186
27	Sn1899	-.00052	-.00072	.52805	-.00030	.00636	-.00221
28	Ag3280	.00041	-.00041	.50609	.00011	.00086	-.00057
29	*Y	3979.69	3959.29	4022.06	4019.18	4076.1	3960.6
30	PB2203	.00195	.00077	.51138	.00128	.00567	.00070
31	SE1960	.00053	.00105	.51596	.00134	-.00015	.00459

#	Element	RSJ'9-08	RSJ'9-09	RSJ'9-10	RSJ'9-11	RSJ'9-12	9J2'BLK1
1	Al3082	.04866	.03205	.02812	.02251	.08243	-.01072
2	As1890	.00218	.00264	.00274	.00067	.00221	-.00152
3	B_2496	1.9980	2.3625	.39908	.00752	.94402	.00205
4	Ba4934	.05045	.06770	.04098	-.00001	.02926	-.00012
5	Be3130	.00006	.00005	-.00005	-.00009	-.00004	-.00006
6	Ca3179	284.15	255.90	81.594	.21130	65.560	.02837
7	Cd2265	-.00004	-.00005	-.00006	.00001	-.00015	-.00002
8	Co2286	.00024	-.00010	.00035	-.00008	-.00028	-.00030
9	Cr2677	.00364	.00144	-.00024	.00402	.00509	-.00023
10	Cu3247	.00193	.00086	.00013	.00031	.00096	.00054
11	Fe2714	.09229	.02093	.30582	.02432	.33901	.00176
12	K_7664	21.114	13.508	5.6457	.01872	4.5521	.00076
13	Mg2790	85.629	86.054	18.688	.01941	30.475	-.00803
14	Mn2576	.04193	.00141	.27455	.00010	.07580	-.00002
15	Mo2020	.01602	.02372	.07247	.00259	.02935	-.00027
16	Na3302	257.21	123.66	21.600	-.16912	30.332	-.13080
17	Ni2316	.00540	.00097	.00037	.00143	.00159	.00002
18	2203/1	-.00075	-.00068	.00221	.00129	.00311	-.00121

#	Element	RSJ'9-08	RSJ'9-09	RSJ'9-10	RSJ'9-11	RSJ'9-12	9J2'BLK1
19	2203/2	.00189	.00108	.00026	.00076	-.00046	.00024
20	Sb2068	.00061	-.00338	.00002	.00054	-.00006	.00031
21	1960/1	.00441	.01026	.00648	.00002	.00369	.00234
22	1960/2	.00814	.01646	-.00158	.00143	.00344	.00111
23	Ti3372	.00088	.00002	.00005	-.00017	.00299	-.00008
24	Tl1908	.00336	.00162	.00053	.00169	.00276	.00002
25	V_2924	-.00028	-.00063	.00197	-.00009	.00056	-.00017
26	Zn2062	.00367	.00493	.00129	.00065	.00450	.00003
27	Sn1899	-.00074	-.00123	.00006	-.00138	.00018	-.00235
28	Ag3280	-.00026	-.00032	.00023	.00037	-.00010	-.00057
29	*Y	3885.75	3894.53	3970.01	4007.96	3972.41	4012.13
30	PB2203	.00101	.00049	.00091	.00094	.00073	-.00024
31	SE1960	.00690	.01439	.00110	.00096	.00352	.00152

#	Element	9J2'-BS1	RSJ'0-01	SEQ-CCV	SEQ-CCB	SEQ'RD@5	9J2'-PS1
1	Al3082	9.9806	.25873	25.576	.00048	.04119	10.559
2	As1890	.20826	.00284	.51043	.00245	.00106	.21115
3	B_2496	.20662	.01960	.49971	.00134	.00256	.22575
4	Ba4934	.20323	.03388	.50363	.00027	.00703	.23541
5	Be3130	.20377	.00001	.51028	.00038	.00018	.20478
6	Ca3179	10.376	30.814	25.724	.00160	6.1027	40.709
7	Cd2265	.20481	.00001	.50298	.00032	.00006	.20433
8	Co2286	.20646	-.00015	.51155	.00002	-.00034	.20769
9	Cr2677	.20635	.00145	.51537	.00025	-.00006	.20776
10	Cu3247	.20690	.00178	.51225	.00116	.00103	.20827
11	Fe2714	10.025	.56559	25.473	.02104	.10685	10.628
12	K_7664	10.480	2.3289	26.076	.00616	.44078	13.158
13	Mg2790	10.432	6.4270	25.842	-.00359	1.2746	16.824
14	Mn2576	.20432	.07413	.51907	.00022	.01491	.27906
15	Mo2020	.20489	.00516	.50689	.00081	.00142	.21142
16	Na3302	9.8535	31.958	24.863	-.11177	6.2243	41.805
17	Ni2316	.20492	.00128	.51089	.00069	.00039	.20700
18	2203/1	.20804	.00022	.51958	-.00143	.00209	.20666
19	2203/2	.20886	.00173	.50932	.00392	.00269	.20429
20	Sb2068	.20370	-.00119	.50745	-.00093	-.00097	.20976
21	1960/1	.20626	.00011	.52985	.00424	.00476	.20591
22	1960/2	.20553	-.00034	.51062	.00149	.00294	.20688
23	Ti3372	.20418	.00225	.51160	.00027	.00065	.20735
24	Tl1908	.20050	.00115	.51143	.00166	.00324	.20152
25	V_2924	.20591	.00241	.51283	.00046	.00072	.20953
26	Zn2062	.20839	.00833	.51646	.00027	.00441	.21539
27	Sn1899	.20410	.00136	.52835	-.00220	-.00173	.12514
28	Ag3280	.04960	-.00093	.50445	.00021	-.00025	.04537
29	*Y	4013.74	3994.88	3942.49	3968.89	3968.96	3988.91
30	PB2203	.20858	.00123	.51274	.00213	.00249	.20508
31	SE1960	.20577	-.00019	.51703	.00241	.00354	.20655

#	Element	9J2'-MS1	9J2'MSD1	RSJ'0-04	RSJ'0-05	RSJ'0-06	RSJ'0-07
1	Al3082	10.659	10.212	.23018	1.8168	3.9625	.05081
2	As1890	.21560	.21094	.00221	.02335	.01596	.01653
3	B_2496	.23513	.21969	.02256	.03167	.03773	.06425
4	Ba4934	.27335	.22566	.21634	.24762	.16708	.17195
5	Be3130	.20228	.20340	-.00002	.00002	.00022	.00000
6	Ca3179	44.703	40.780	55.144	47.304	28.052	30.619
7	Cd2265	.20221	.20320	.00037	.00007	.00021	-.00007
8	Co2286	.20585	.20630	.00226	.00004	.00094	-.00042
9	Cr2677	.20606	.20824	1.4737	.00458	.01022	-.00025
10	Cu3247	.20639	.20755	.02048	.00486	.00712	.00081
11	Fe2714	11.439	10.411	9.6026	.16241	4.0448	.09089
12	K_7664	12.807	13.273	8.4610	141.48	3.7044	1.0009
13	Mg2790	18.384	16.511	3.2485	.03134	8.3843	8.2218
14	Mn2576	.38002	.24261	.23451	.00439	.25785	.13363
15	Mo2020	.21435	.20830	.02274	.04708	.01386	.01247
16	Na3302	44.526	41.834	4.0798	161.77	28.614	30.268
17	Ni2316	.20404	.20596	.06650	.00335	.00663	.00037
18	2203/1	.20480	.20716	.00063	.00060	.00409	.00281
19	2203/2	.20424	.20349	.00245	.00106	.00114	.00024
20	Sb2068	.20346	.20421	.00242	.00814	.00111	.00074
21	1960/1	.20040	.19913	.00155	.00983	-.00266	.00574
22	1960/2	.19528	.19632	.00235	.00368	-.00146	.00350
23	Ti3372	.21521	.20474	.00165	.00081	.03880	.00118
24	Tl1908	.20141	.19717	.00106	.00207	-.00083	-.00090
25	V_2924	.20936	.20763	.00712	.01457	.01553	-.00021
26	Zn2062	.22025	.21654	.01797	.00776	.06629	.00107
27	Sn1899	.20573	.21059	-.00027	.00062	.00116	.00046
28	Ag3280	.04910	.04975	-.00004	-.00004	-.00031	.00000
29	*Y	3979.01	3989.4	4059.53	3965.44	3995.18	3989.18
30	PB2203	.20443	.20471	.00184	.00090	.00213	.00110
31	SE1960	.19699	.19726	.00209	.00573	-.00186	.00425

#	Element	RSJ'0-08	RSJ'0-09	SEQ-CCV	SEQ-CCB	RSJ'0-10	RSJ'0-11
1	Al3082	.01147	13.322	25.413	.00617	.58202	.67679
2	As1890	.00204	.02392	.50667	.00137	.00429	.00090
3	B_2496	.01664	.04057	.49768	.00060	.02806	.03071
4	Ba4934	.04436	.26652	.50121	.00060	.08715	.09658
5	Be3130	-.00001	.00050	.50642	.00047	.00015	.00010
6	Ca3179	32.216	38.881	25.558	.00630	31.120	43.586
7	Cd2265	-.00006	.00103	.49951	.00040	.00026	.00015
8	Co2286	-.00004	.01073	.50867	.00028	.00040	.00131
9	Cr2677	-.00005	.03649	.51310	.00004	.00833	.03843
10	Cu3247	.00104	.04135	.50893	.00113	.00245	.00523
11	Fe2714	1.0820	24.240	25.280	.01733	.86010	1.3240
12	K_7664	2.2701	19.033	25.930	.02788	4.9903	2.6505
13	Mg2790	4.1070	10.457	25.711	.00187	7.6142	6.8800
14	Mn2576	.54907	1.7713	.51632	.00045	.25572	.08801
15	Mo2020	.00039	.02558	.50322	.00141	.01959	.00262
16	Na3302	22.233	74.248	24.824	-.03545	16.741	92.354
17	Ni2316	.00007	.04236	.50703	.00036	.00666	.02219
18	2203/1	-.00047	.00825	.51432	.00331	.00054	.00200

#	Element	RSJ'0-08	RSJ'0-09	SEQ-CCV	SEQ-CCB	RSJ'0-10	RSJ'0-11
19	2203/2	.00190	.01010	.50884	.00062	.00413	.00367
20	Sb2068	-.00052	.00596	.50429	.00157	.00619	.00000
21	1960/1	.00043	.00452	.52839	.00587	.00290	-.00095
22	1960/2	.00275	.00612	.51225	.00219	.00294	.00376
23	Ti3372	.00026	.10402	.50874	.00088	.00488	.00839
24	Tl1908	.00242	.00172	.50600	.00041	.00100	.00302
25	V_2924	.00082	.04665	.51089	.00055	.00331	.00082
26	Zn2062	.00128	.11001	.51354	.00009	.00625	.00520
27	Sn1899	-.00092	.00058	.52550	-.00106	.00144	-.00163
28	Ag3280	-.00019	.00041	.50139	.00031	.00033	-.00016
29	*Y	3997.28	4007.25	3959.06	3971.03	3986.74	3973.76
30	PB2203	.00111	.00949	.51067	.00151	.00293	.00312
31	SE1960	.00198	.00559	.51762	.00342	.00293	.00219

#	Element	RSJ'0-12	9J2'-MS2	9J2'MSD2	RSJ'0-15	RSJ'0-16	RSJ'6-01
1	Al3082	.03729	10.448	10.164	.04622	-.01366	.20719
2	As1890	.00299	.21728	.20916	.00369	.00008	.02712
3	B_2496	.02713	.24283	.23567	.04949	.02483	5.2932
4	Ba4934	.09019	.30620	.29807	.30810	.08733	3.3891
5	Be3130	-.00001	.21305	.20474	.00015	-.00011	.00024
6	Ca3179	53.528	65.861	64.016	82.010	51.659	154.39
7	Cd2265	-.00007	.21127	.20398	.00000	.00002	.00064
8	Co2286	.00019	.21399	.20775	.00159	.00036	.00162
9	Cr2677	.01770	.23016	.24619	.00937	.01713	.00603
10	Cu3247	.00153	.21701	.20934	.00099	.00191	.07567
11	Fe2714	.33077	10.756	10.437	.50449	.30682	20.735
12	K_7664	2.7003	13.973	13.638	1.7423	2.5968	30.709
13	Mg2790	7.5961	18.625	18.108	21.811	7.2614	52.513
14	Mn2576	.01634	.22938	.22235	.35558	.01501	.80983
15	Mo2020	.00147	.21494	.20988	.01273	.00157	.00483
16	Na3302	46.116	57.588	56.386	76.271	44.192	H951.70
17	Ni2316	.06735	.28091	.27369	.15213	.06332	.01737
18	2203/1	.00450	.21552	.20942	-.00155	.00266	.00964
19	2203/2	-.00108	.21425	.20236	.00120	.00085	.01192
20	Sb2068	.00162	.21253	.20408	-.00352	-.00168	.00446
21	1960/1	.00570	.21896	.21213	.00066	.00452	.00805
22	1960/2	-.00159	.21032	.20789	-.00310	-.00099	.00038
23	Ti3372	.00026	.21365	.20570	.00062	.00005	.00358
24	Tl1908	.00170	.21018	.20352	.00044	.00114	.00327
25	V_2924	-.00030	.21589	.20948	-.00038	-.00031	.00466
26	Zn2062	.00041	.21685	.20948	.00185	.00007	.12117
27	Sn1899	-.00158	.21321	.20602	-.00130	-.00132	-.00133
28	Ag3280	.00034	.05214	.05046	-.00060	.00021	.00615
29	*Y	3980.59	3857.18	3926.29	3968.4	4089.94	3770.4
30	PB2203	.00077	.21467	.20471	.00028	.00145	.01116
31	SE1960	.00083	.21320	.20930	-.00184	.00084	.00293

#	Element	RSJ'6-02	SEQ-CCV	SEQ-CCB	SEQ-CAL1	SEQ-CAL2	SEQ-CAL3
1	Al3082	9.5652	25.543	.00174	.05648	8.8247	43.7963
2	As1890	.02368	.51160	.00186	.16328	1.19037	5.07419
3	B_2496	8.3765	.51138	.00571	.15057	1.57816	7.33444
4	Ba4934	1.6636	.50677	.00074	.02742	3.79158	18.8252
5	Be3130	.00056	.50805	.00046	.36882	7.74563	37.5085
6	Ca3179	208.79	25.812	.02554	.08164		
7	Cd2265	.00018	.50367	.00030	-.01685	14.0945	69.8206
8	Co2286	.00992	.51327	.00009	-.00566	.77828	3.90085
9	Cr2677	.01584	.51733	-.00009	.0088	2.18433	10.8453
10	Cu3247	.13102	.51141	-.00004	.01484	.83586	4.11129
11	Fe2714	25.735	25.477	.01679	-.00062	2.06828	10.3439
12	K_7664	46.368	26.234	.02853	-.11434		
13	Mg2790	93.532	26.001	.01142	.04805		
14	Mn2576	1.5334	.52050	.00045	.0049	1.50311	7.50685
15	Mo2020	.00455	.50888	.00169	.00729	1.63402	8.17453
16	Na3302	H1210.0	26.204	.15430	.02		
17	Ni2316	.03044	.50877	.00016	-.06428	5.90789	29.4491
18	2203/1	.13335	.52036	.00337	.04038	1.87924	9.78765
19	2203/2	.13201	.51527	-.00093	.00842	1.98042	9.78924
20	Sb2068	.00035	.51455	.00273	-.00087	.51397	2.59267
21	1960/1	.00104	.53744	.00897	.03258	.70745	3.50296
22	1960/2	-.00205	.51275	.00242	.0649	1.35665	6.32085
23	Ti3372	.35157	.51314	.00031	.10051	5.05857	24.9306
24	Tl1908	.00249	.50843	.00059	-.02541	.77249	3.91174
25	V_2924	.02138	.51888	.00025	.00012	.29509	1.47969
26	Zn2062	.09749	.51874	.00042	.00389	.35066	1.72016
27	Sn1899	.00136	.52811	-.00059	.0624	3.56371	17.3445
28	Ag3280	.01529	.50546	.00060	.00591	1.51683	7.60953
29	*Y	3756	3919.91	3964.99	3974.74	3976.76	3944.4
30	PB2203	.13246	.51697	.00050			
31	SE1960	-.00102	.52097	.00460			

#	Element	SEQ-CAL4	SEQ-ICV	SEQ-ICB	SEQ-LCV	SEQ-IFA	SEQ-IFB
1	Al3082	88.2627	18.294	.02867	.20812	487.36	491.45
2	As1890	10.1403	.36053	.00186	.01147	.00107	.10685
3	B_2496	14.5822	.36333	-.00005	.02018	-.00009	.01719
4	Ba4934	38.077	.36915	.00044	.00224	.00081	.51161
5	Be3130	74.4896	.36500	.00058	.00212	.00074	.50144
6	Ca3179	66.2373	18.402	.00725	.48653	494.72	500.64
7	Cd2265	138.577	.36412	.00072	.00114	.00057	.95601
8	Co2286	7.76251	.36851	.00078	.00382	.00104	.49047
9	Cr2677	21.615	.37035	.00066	.00454	-.00379	.47934
10	Cu3247	8.24465	.36669	.00094	.01128	.00040	.50639
11	Fe2714	20.5363	18.373	.03489	.05989	186.08	95.587
12	K_7664	71.7915	18.885	.01031	.48823	.01533	.00476
13	Mg2790	127.389	18.526	.01799	.19664	492.85	501.67
14	Mn2576	14.9426	.37460	.00040	.00310	.00059	.50497
15	Mo2020	16.3667	.36782	.00108	.00957	.00220	.03748
16	Na3302	3.56275	Q17.737	-.05911	.99769	-.18624	-.16960
17	Ni2316	58.9218	.36601	.00068	.01074	.00103	.90892
18	2203/1	19.3027	.37746	-.00177	.00359	-.01148	.03982

#	Element	SEQ-CAL4	SEQ-ICV	SEQ-ICB	SEQ-LCV	SEQ-IFA	SEQ-IFB
19	2203/2	19.3238	.36765	.00076	.00493	.00836	.05648
20	Sb2068	5.22741	.37349	-.00058	.01901	.00412	.61501
21	1960/1	6.97606	.37711	-.00749	.01247	-.00036	.05576
22	1960/2	12.5275	.37189	.00677	.01381	-.00601	.05434
23	Ti3372	50.3575	.37084	.00042	.00539	.00304	.00058
24	Tl1908	7.93945	.37114	.00136	.02344	-.00242	.09889
25	V_2924	2.96225	.37031	.00110	.00558	-.00137	.50026
26	Zn2062	3.4039	.37300	.00079	.01113	-.00518	.95954
27	Sn1899	34.6726	.37309	.00032	.00698	.00103	.00048
28	Ag3280	15.2548	.36309	-.00006	.00288	.00066	.20444
29	*Y	3928.43	3970.24	3978.79	3972.9	3736.88	3735.83
30	PB2203		.37092	-.00007	.00448	.00175	.05094
31	SE1960		.37363	.00202	.01336	-.00412	.05481

#	Element	SEQ-CCV	SEQ-CCB	9J2'BLK1	9J2'-BS1	RSJ'8-01	RSJ'8-02
1	Al3082	25.428	.12525	.18089	10.191	.04047	.06661
2	As1890	.50191	.00028	.00210	.20691	.00058	.00104
3	B_2496	.50169	-.00102	-.00052	.20851	.11199	.09652
4	Ba4934	.50810	.00012	-.00001	.21022	.02055	.02153
5	Be3130	.50491	.00032	.00003	.20604	.00007	-.00002
6	Ca3179	25.644	.10539	.10142	10.519	159.52	143.13
7	Cd2265	.50224	.00050	.00037	.20744	.00010	-.00005
8	Co2286	.50976	.00036	.00052	.20956	-.00001	.00058
9	Cr2677	.51196	.00023	.00047	.20863	.00033	.00043
10	Cu3247	.50802	.00050	.00079	.20946	-.00004	.00100
11	Fe2714	25.476	H.05175	.04624	10.189	1.3181	3.6648
12	K_7664	26.038	.00065	-.01220	10.701	3.4557	3.2384
13	Mg2790	25.721	.11515	.10289	10.564	72.265	67.217
14	Mn2576	.51868	.00021	.00011	.20767	.02966	.11298
15	Mo2020	.50819	.00027	.00026	.20847	.01703	.02883
16	Na3302	24.706	-.10046	-.08585	9.9645	18.743	20.900
17	Ni2316	.50464	.00059	.00072	.20698	.00049	.00125
18	2203/1	.52690	.00054	-.00270	.21361	-.00110	-.00136
19	2203/2	.50351	.00036	-.00118	.20731	.00052	.00098
20	Sb2068	.51869	.00103	-.00203	.20718	.00009	-.00014
21	1960/1	.52922	-.00494	-.00281	.20477	-.00233	.00124
22	1960/2	.50800	-.00081	-.00151	.20737	.00053	-.00003
23	Ti3372	.51424	.00020	.00005	.20974	-.00033	.00057
24	Tl1908	.51266	.00351	.00004	.20832	.00206	.00259
25	V_2924	.51323	.00089	.00089	.21036	-.00039	-.00005
26	Zn2062	.51398	.00072	.00074	.20921	.00132	.00513
27	Sn1899	.52086	.00021	.00026	.20570	-.00219	-.00010
28	Ag3280	.50250	-.00003	.00001	.05128	-.00068	-.00041
29	*Y	3951.19	3966.9	4000.24	4006.35	3949.24	3957.08
30	PB2203	.51130	.00042	-.00169	.20941	-.00001	.00020
31	SE1960	.51507	-.00218	-.00194	.20651	-.00041	.00038

#	Element	RSJ'8-03	SEQ'RD@5	9J2'-PS1	9J2'-MS1	9J2'MSD1	RSJ'8-04
1	Al3082	.02849	.01968	10.437	9.9128	9.9670	.07789
2	As1890	.00048	.00090	.21128	.20684	.20246	-.00060
3	B_2496	.14434	.02566	.35141	.34821	.34594	.04709
4	Ba4934	.01751	.00326	.22633	.22463	.22513	.04457
5	Be3130	.00000	-.00004	.20508	.20021	.20073	.00007
6	Ca3179	204.14	40.213	208.81	208.55	209.43	118.92
7	Cd2265	-.00008	.00006	.20314	.19836	.19886	.00002
8	Co2286	.00040	.00060	.20453	.19969	.20009	.00111
9	Cr2677	.00044	.00044	.20614	.20159	.20174	.00062
10	Cu3247	.00074	.00098	.20639	.20204	.20250	.00054
11	Fe2714	.97239	.20315	11.069	10.843	10.877	2.6943
12	K_7664	4.1167	.74082	15.260	14.949	14.990	2.3422
13	Mg2790	99.086	19.536	106.84	106.50	106.82	44.717
14	Mn2576	.01928	.00370	.22695	.22195	.22263	.08608
15	Mo2020	.02419	.00504	.23318	.22773	.22899	.01980
16	Na3302	23.666	4.4208	33.268	32.931	33.107	12.968
17	Ni2316	.00096	.00051	.20109	.19603	.19648	.00074
18	2203/1	-.00012	-.00227	.20465	.19736	.20087	-.00218
19	2203/2	-.00062	-.00123	.20196	.20244	.19687	.00078
20	Sb2068	.00242	-.00003	.21438	.20525	.20876	.00006
21	1960/1	-.00686	-.00536	.20645	.19878	.19890	-.00290
22	1960/2	.00053	-.00135	.20818	.20330	.20414	.00076
23	Ti3372	-.00014	.00005	.20989	.20393	.20527	.00124
24	Tl1908	.00341	.00200	.20336	.19802	.20477	-.00166
25	V_2924	-.00030	.00008	.21107	.20485	.20623	.00021
26	Zn2062	.00155	.00109	.20352	.19880	.19868	.00266
27	Sn1899	-.00171	.00001	.12350	.20013	.20146	-.00006
28	Ag3280	-.00015	-.00015	.04566	.04935	.05026	-.00057
29	*Y	3922.95	3969.86	3919.2	3930.71	3940.5	3966.94
30	PB2203	-.00046	-.00158	.20286	.20075	.19820	-.00020
31	SE1960	-.00193	-.00269	.20760	.20179	.20239	-.00045

#	Element	SEQ-CCV	SEQ-CCB	RSJ'8-05	RSJ'8-06	RSJ'8-07	RSJ'8-08
1	Al3082	25.600	.01806	.01298	.00875	.03616	.01734
2	As1890	.50880	.00237	.00309	.00097	-.00049	.00081
3	B_2496	.50701	-.00160	.25219	.11420	.05469	.03263
4	Ba4934	.51462	.00020	.19703	.38143	.12066	.32285
5	Be3130	.51056	.00041	.00005	-.00007	-.00002	.00003
6	Ca3179	25.871	.02545	117.62	96.501	127.74	112.97
7	Cd2265	.50659	.00039	.00009	.00017	-.00007	.00019
8	Co2286	.51516	.00091	.00047	.00080	.00039	.00122
9	Cr2677	.51781	.00085	.00052	.00033	.00057	.00061
10	Cu3247	.51516	.00066	-.00005	.00035	.00007	.00022
11	Fe2714	25.703	.02399	1.7499	2.2854	1.0545	1.8066
12	K_7664	26.455	.01228	2.4005	2.4428	1.9476	1.3368
13	Mg2790	25.906	.02226	44.844	36.035	40.478	29.163
14	Mn2576	.52354	.00029	.01043	.06158	.01771	.15704
15	Mo2020	.51333	.00064	.00621	.01010	.00600	.00800
16	Na3302	24.989	-.20061	29.507	13.844	29.908	5.7157
17	Ni2316	.51136	.00057	.00234	.00147	.00182	.00075
18	2203/1	.52554	-.00235	-.00166	-.00158	-.00200	-.00355

#	Element	SEQ-CCV	SEQ-CCB	RSJ'8-05	RSJ'8-06	RSJ'8-07	RSJ'8-08
19	2203/2	.51292	-.00023	.00118	-.00052	-.00143	.00042
20	Sb2068	.51786	.00022	.00252	.00182	.00277	.00196
21	1960/1	.53201	.00009	-.00679	.00385	-.00135	-.00058
22	1960/2	.51795	.00335	.00239	-.00050	.00180	.00052
23	Ti3372	.52060	.00044	-.00008	.00017	-.00003	.00000
24	Tl1908	.51682	.00468	.00135	.00086	-.00012	.00472
25	V_2924	.51778	.00111	-.00003	.00025	.00049	.00069
26	Zn2062	.51877	.00065	.00175	.00198	.00094	.00227
27	Sn1899	.52521	-.00022	.00027	-.00094	.00070	-.00031
28	Ag3280	.50786	.00046	-.00035	-.00018	-.00004	-.00010
29	*Y	3952.09	3967.24	3965.03	3990.34	3962.21	3959.25
30	PB2203	.51712	-.00093	.00023	-.00087	-.00162	-.00089
31	SE1960	.52263	.00227	-.00067	.00094	.00074	.00015

#	Element	RSJ'8-09	RSJ'8-10	RSJ'8-11	RSJ'8-12	RSJ'8-13	RSJ'8-14
1	Al3082	.00843	.05139	.01427	.03299	.00259	.05174
2	As1890	-.00167	.00224	.00109	-.00039	.00105	-.00100
3	B_2496	.09580	.13372	.77150	4.3554	4.4433	1.3877
4	Ba4934	.29389	.83087	.44071	1.7503	1.7885	7.7045
5	Be3130	-.00007	-.00003	-.00008	.00001	.00003	.00000
6	Ca3179	79.511	160.02	44.287	129.64	132.26	103.26
7	Cd2265	.00005	-.00006	.00010	-.00003	.00006	.00002
8	Co2286	.00052	.00049	.00050	.00070	.00066	.00066
9	Cr2677	.00052	.00030	.00047	.00070	.00084	.00106
10	Cu3247	.00059	.00051	.00011	.00061	.00006	.00021
11	Fe2714	2.0460	.93586	3.3398	1.3753	1.4125	1.0326
12	K_7664	1.9350	2.4489	2.4308	31.085	31.804	41.186
13	Mg2790	28.110	53.594	22.649	63.544	64.566	62.637
14	Mn2576	.03081	.01901	.03310	.01443	.01460	.04384
15	Mo2020	.01414	-.00059	.02912	-.00060	.00052	.00037
16	Na3302	10.776	44.266	29.506	437.58	445.32	337.01
17	Ni2316	.00052	.00336	.00096	.01034	.00905	.00722
18	2203/1	-.00280	-.00310	-.00051	-.00329	-.00226	-.00059
19	2203/2	-.00021	-.00012	.00028	.00018	-.00045	-.00092
20	Sb2068	.00040	-.00061	.00225	-.00458	.00215	.00318
21	1960/1	-.00284	-.00869	-.00966	-.01019	-.00750	-.00206
22	1960/2	-.00033	.00170	.00114	.00122	.00256	-.00014
23	Ti3372	-.00001	.00028	-.00011	-.00024	-.00012	.00065
24	Tl1908	.00190	.00022	.00044	.00043	.00184	.00259
25	V_2924	.00060	-.00006	.00024	.00031	.00075	.00037
26	Zn2062	.00114	.00160	.00169	.00202	.00110	.00229
27	Sn1899	.00013	.00095	-.00034	-.00160	-.00120	-.00013
28	Ag3280	-.00045	-.00064	-.00002	-.00139	-.00012	.00009
29	*Y	3991.01	3916.91	3981.26	3903.15	3881.78	3899.51
30	PB2203	-.00108	-.00111	.00001	-.00097	-.00105	-.00081
31	SE1960	-.00116	-.00176	-.00245	-.00258	-.00078	-.00078

#	Element	SEQ-CCV	SEQ-CCB	RSJ'8-15	RSJ'8-16	9J2'BLK1	9J2'-BS1
1	Al3082	25.413	.01765	.18606	.02530	.01474	10.060
2	As1890	.50455	.00128	-.00076	.00184	-.00001	.20473
3	B_2496	.50904	.00165	.04750	.00038	.00144	.20653
4	Ba4934	.51879	.00093	.29587	.00013	.00004	.20882
5	Be3130	.50665	.00042	.00008	-.00007	-.00005	.20323
6	Ca3179	25.698	.02283	148.69	.07338	.04052	10.381
7	Cd2265	.50354	.00031	.00005	.00004	.00016	.20565
8	Co2286	.51167	.00067	.00075	.00064	.00041	.20685
9	Cr2677	.51415	.00068	.00098	.00068	.00053	.20586
10	Cu3247	.51005	-.00011	.00069	.00049	.00016	.20670
11	Fe2714	25.516	.03041	6.2817	.01941	H.05265	10.061
12	K_7664	26.304	.03014	2.1414	-.01706	.00513	10.687
13	Mg2790	25.777	.02633	42.352	.01361	.00393	10.471
14	Mn2576	.52027	.00029	.15138	.00001	.00007	.20534
15	Mo2020	.51056	.00131	.00299	-.00079	.00045	.20655
16	Na3302	25.334	-.17365	9.3754	-.15851	-.13987	10.001
17	Ni2316	.50642	.00051	.00095	.00043	.00034	.20466
18	2203/1	.52217	.00093	-.00324	-.00361	-.00015	.20855
19	2203/2	.51153	-.00120	-.00067	.00209	-.00073	.20511
20	Sb2068	.51948	.00476	.00122	-.00064	.00364	.20540
21	1960/1	.52546	-.00748	-.00671	-.00090	-.00528	.20881
22	1960/2	.51438	-.00250	.00122	.00616	.00198	.20008
23	Ti3372	.51827	.00044	.00285	-.00014	.00014	.20795
24	Tl1908	.51331	.00393	.00240	-.00241	.00335	.21146
25	V_2924	.51505	.00098	.00046	.00058	.00038	.20877
26	Zn2062	.51635	.00076	.00170	.00112	.00086	.20872
27	Sn1899	.52383	.00169	.00058	-.00120	-.00100	.20485
28	Ag3280	.50421	.00091	.00007	-.00087	.00024	.04948
29	*Y	3971.51	3965.96	3966.41	4043.96	3993.9	4012.43
30	PB2203	.51507	-.00049	-.00153	.00019	-.00054	.20626
31	SE1960	.51807	-.00416	-.00142	.00380	-.00044	.20298

#	Element	RSJ'5-01	RSJ'5-02	RSJ'5-03	SEQ'RD@5	9J2'-PS1	9J2'-MS1
1	Al3082	.01184	.02058	.09544	.07763	10.404	10.256
2	As1890	-.00009	-.00049	.00064	-.00081	.20622	.21133
3	B_2496	-.00016	.00392	.00706	-.00009	.21635	.21458
4	Ba4934	.00000	.00799	.02030	.00399	.22568	.23241
5	Be3130	.00000	-.00002	-.00006	.00003	.20293	.20776
6	Ca3179	.00533	.88866	6.8965	1.3816	17.038	17.695
7	Cd2265	.00006	.00020	.00000	-.00002	.20469	.20902
8	Co2286	.00038	.00142	.00201	.00062	.20832	.21335
9	Cr2677	.00034	.00171	.00227	.00044	.20701	.21124
10	Cu3247	-.00032	.00042	.00022	.00001	.20593	.21079
11	Fe2714	.00230	.03614	.26164	.07377	10.270	10.554
12	K_7664	.00660	.21404	.86334	.16592	11.646	11.741
13	Mg2790	-.00094	.38497	.44940	.08561	10.895	11.168
14	Mn2576	-.00004	.00848	.00962	.00177	.21357	.21931
15	Mo2020	.00009	.00069	-.00032	-.00114	.20506	.21108
16	Na3302	.00221	2.0809	2.2872	.25119	12.034	12.373
17	Ni2316	.00028	.00148	.00164	.00016	.20589	.21044
18	2203/1	-.00040	-.00297	-.00083	-.00144	.20573	.21467

#	Element	RSJ'5-01	RSJ'5-02	RSJ'5-03	SEQ'RD@5	9J2'-PS1	9J2'-MS1
19	2203/2	-.00034	.00110	-.00046	-.00018	.20700	.20849
20	Sb2068	-.00208	.00157	.00120	-.00053	.20282	.20909
21	1960/1	.00205	-.00623	-.00427	-.00434	.20138	.20469
22	1960/2	-.00127	.00116	.00036	-.00066	.20369	.20674
23	Ti3372	.00005	-.00008	.00274	.00026	.20942	.21512
24	Tl1908	.00218	.00212	.00028	.00054	.20681	.21432
25	V_2924	.00025	.00126	.00037	.00064	.20739	.21295
26	Zn2062	.00073	.00136	.00139	.00055	.20858	.21459
27	Sn1899	-.00059	-.00132	-.00031	.00014	.12296	.20906
28	Ag3280	.00002	-.00005	-.00022	-.00007	.04499	.05067
29	*Y	4030.58	4010.18	4013.33	3950.51	4030.99	3978.04
30	PB2203	-.00036	-.00025	-.00058	-.00060	.20658	.21055
31	SE1960	-.00016	-.00130	-.00118	-.00189	.20292	.20605

#	Element	SEQ-CCV	SEQ-CCB	9J2'MSD1	RSJ'5-04	RSJ'5-05	RSJ'5-06
1	Al3082	25.484	.02006	10.273	.09543	.00811	.04042
2	As1890	.50542	.00036	.20661	.00823	-.00027	-.00098
3	B_2496	.50725	-.00163	.21664	.01698	.00503	.00532
4	Ba4934	.51222	.00024	.23169	.05448	.02309	.02193
5	Be3130	.50719	.00049	.20610	.00030	-.00001	.00011
6	Ca3179	25.612	.00132	17.422	23.089	47.680	.69161
7	Cd2265	.50613	.00045	.20802	.00037	.00002	-.00003
8	Co2286	.51420	.00080	.21166	.01549	.00026	.00143
9	Cr2677	.51626	.00071	.21019	.00075	.00176	.00077
10	Cu3247	.51084	-.00083	.20882	.00127	.00053	.00065
11	Fe2714	25.626	.02074	10.513	24.797	.02866	.02015
12	K_7664	26.524	.03223	11.781	2.4965	.57329	.52572
13	Mg2790	25.950	.01798	11.099	6.5965	1.0519	.71992
14	Mn2576	.52218	.00030	.21796	2.6693	.00109	.02447
15	Mo2020	.51180	.00173	.20876	.00142	-.00012	.00012
16	Na3302	25.062	-.27413	12.299	3.9636	3.3698	2.7414
17	Ni2316	.50786	.00000	.20821	.00732	.00104	.00142
18	2203/1	.52476	.00330	.21232	-.00394	-.00199	-.00035
19	2203/2	.51009	-.00247	.20958	.00162	.00048	-.00037
20	Sb2068	.52066	-.00012	.21053	.00291	.00128	.00134
21	1960/1	.53045	.00460	.20471	-.00864	-.00279	-.00861
22	1960/2	.51532	-.00087	.20743	.00235	-.00029	.00184
23	Ti3372	.51868	.00062	.21272	.00023	.00013	-.00022
24	Tl1908	.51456	.00176	.21112	.00065	.00083	.00235
25	V_2924	.51660	.00060	.21085	.00064	.00097	-.00004
26	Zn2062	.51931	.00044	.21207	.02224	.00093	.00176
27	Sn1899	.52549	.00049	.20856	-.00243	-.00184	-.00288
28	Ag3280	.50652	.00088	.05070	-.00006	-.00050	-.00048
29	*Y	3965.06	3946.84	4003.2	4004.36	4000.24	4005.68
30	PB2203	.51498	-.00055	.21050	-.00023	-.00034	-.00036
31	SE1960	.52036	.00095	.20652	-.00131	-.00112	-.00164

#	Element	RSJ'5-07	RSJ'5-08	RSJ'5-09	RSJ'5-10	RSJ'5-11	RSJ'5-12
1	Al3082	.00865	.14578	.02854	.01375	.07904	.01126
2	As1890	.00000	.00212	.00010	.00355	.00176	.00525
3	B_2496	.00592	.01181	.00965	.01920	.03622	.01283
4	Ba4934	.00661	.07380	.01028	.05467	.03491	.06501
5	Be3130	.00002	.00010	.00015	.00007	.00000	-.00003
6	Ca3179	8.0828	8.8358	16.292	46.269	89.639	129.82
7	Cd2265	.00009	.00008	-.00003	-.00003	.00010	-.00003
8	Co2286	.00059	.00231	.00269	.01268	.00518	.00074
9	Cr2677	.00270	.00234	.00066	.00055	.00302	.00088
10	Cu3247	.00090	.00075	.00006	.00031	.00168	.00054
11	Fe2714	.03206	.23381	.08079	11.648	.19143	.01996
12	K_7664	.79061	1.9196	.75472	2.3282	1.5963	2.2332
13	Mg2790	.46001	2.9678	.82333	3.9675	2.7364	3.4859
14	Mn2576	.00078	.03736	.05337	1.4713	.06160	.02764
15	Mo2020	-.00065	.00068	.00090	.00126	.00091	-.00041
16	Na3302	2.7281	5.0628	2.4209	6.4141	9.9235	8.6189
17	Ni2316	.00147	.00724	.00257	.00286	.00396	.00144
18	2203/1	-.00592	-.00160	.00067	-.00246	-.00141	-.00084
19	2203/2	.00201	.00083	-.00200	-.00001	-.00096	-.00116
20	Sb2068	-.00160	.00243	-.00148	.00016	.00427	-.00036
21	1960/1	-.00767	-.00368	-.00038	-.00147	-.00075	-.00413
22	1960/2	.00062	-.00006	-.00115	.00045	-.00070	.00249
23	Ti3372	-.00050	.00276	.00032	-.00002	.00127	.00006
24	Tl1908	.00100	.00430	.00383	.00213	.00133	.00097
25	V_2924	.00046	.00041	.00021	.00038	.00093	.00174
26	Zn2062	.00192	.00740	.00337	.00196	.00923	.00237
27	Sn1899	-.00153	-.00041	-.00028	.00034	.00081	-.00057
28	Ag3280	-.00032	-.00010	-.00054	.00013	-.00037	-.00118
29	*Y	3988.99	4019.29	3995.21	3999.71	3971.74	3978.23
30	PB2203	-.00063	.00001	-.00110	-.00082	-.00111	-.00105
31	SE1960	-.00214	-.00127	-.00089	-.00018	-.00071	.00028

#	Element	SEQ-CCV	SEQ-CCB	RSJ'5-13	RSJ'5-14	RSJ'5-15	RSJ'5-16
1	Al3082	25.526	.02099	.03073	.24049	.01973	.03165
2	As1890	.50517	-.00025	-.00011	.00160	-.00122	-.00013
3	B_2496	.50449	-.00080	.00370	.00487	.00136	.00192
4	Ba4934	.50945	.00030	.00615	.01291	.01091	.01085
5	Be3130	.50917	.00057	.00003	.00005	.00000	.00004
6	Ca3179	25.760	.01596	.08990	1.8165	.62483	.62426
7	Cd2265	.50688	.00054	.00017	.00002	.00000	-.00003
8	Co2286	.51452	.00057	.00084	.00187	.00234	.00229
9	Cr2677	.51564	.00078	.00220	.00188	.00094	.00122
10	Cu3247	.51175	-.00016	.00090	.00297	.00073	.00061
11	Fe2714	25.611	.03172	.02809	.14776	.09039	.01232
12	K_7664	26.432	.02019	.11102	.26842	.30232	.31017
13	Mg2790	26.021	.02069	.44947	.24990	.34423	.35114
14	Mn2576	.52216	.00048	.00066	.00699	.00255	.00230
15	Mo2020	.51224	.00069	-.00019	.00028	.00000	-.00012
16	Na3302	24.916	-.08027	2.1556	2.9293	2.3867	2.4661
17	Ni2316	.50945	.00038	.00109	.00298	.00138	.00177
18	2203/1	.52397	.00109	-.00143	-.00049	-.00101	-.00121

#	Element	SEQ-CCV	SEQ-CCB	RSJ'5-13	RSJ'5-14	RSJ'5-15	RSJ'5-16
19	2203/2	.51038	-.00036	.00149	.00127	.00077	-.00106
20	Sb2068	.51871	.00397	.00144	-.00072	-.00239	.00016
21	1960/1	.52390	-.00278	-.01274	-.00659	-.00940	-.00537
22	1960/2	.51618	.00091	.00394	-.00010	-.00161	-.00202
23	Ti3372	.51796	.00049	-.00010	.00116	.00006	.00025
24	Tl1908	.51333	.00350	.00014	.00088	.00278	.00115
25	V_2924	.51745	.00072	.00080	.00042	.00054	.00033
26	Zn2062	.52012	.00054	.00195	.01088	.00179	.00205
27	Sn1899	.52686	-.00094	-.00054	-.00183	-.00040	-.00008
28	Ag3280	.50559	.00038	-.00026	.00014	-.00057	.00018
29	*Y	3968.36	3958.54	3993.3	3997.99	4016.1	3952.16
30	PB2203	.51490	.00012	.00051	.00068	.00017	-.00111
31	SE1960	.51875	-.00031	-.00162	-.00226	-.00421	-.00314

#	Element	RSJ'5-17	RSJ'3-01	RSJ'5-01	RSJ'6-01	SEQ-CCV	SEQ-CCB
1	Al3082	.06575	.02070	.03292	.02229	24.998	.02096
2	As1890	-.00119	.00058	.00073	.00048	.49596	.00108
3	B_2496	.01520	.00843	.05308	.00683	.49656	-.00122
4	Ba4934	.01944	.04236	.12816	.06319	.49775	.00031
5	Be3130	.00000	-.00006	-.00004	-.00004	.50003	.00055
6	Ca3179	1.0025	5.5076	31.162	13.140	25.195	.00504
7	Cd2265	-.00004	.00002	-.00009	.00002	.49799	.00034
8	Co2286	.00135	.00028	.00079	.00059	.50550	.00077
9	Cr2677	.06620	.00065	.09250	.00050	.50580	.00065
10	Cu3247	.00172	.11607	.00645	.00059	.50056	.00083
11	Fe2714	.45705	.86247	.32396	.02307	25.155	.03186
12	K_7664	1.2661	.63592	1.3598	1.4767	26.005	.01797
13	Mg2790	1.8251	1.8398	10.468	5.2158	25.664	.01571
14	Mn2576	.00414	.02814	.00953	.00130	.51187	.00036
15	Mo2020	.00630	.00002	.00907	-.00017	.50276	.00069
16	Na3302	4.8529	1.6363	14.449	2.6502	24.445	-.04627
17	Ni2316	.02924	.00219	.02625	.00052	.50175	.00082
18	2203/1	.00268	-.00112	-.00113	.00131	.51900	-.00154
19	2203/2	-.00173	.00106	-.00067	-.00187	.49964	.00048
20	Sb2068	-.00059	-.00131	-.00378	.00414	.50627	.00153
21	1960/1	-.00200	-.00674	-.00638	-.00710	.52853	-.00033
22	1960/2	-.00049	.00055	.00137	-.00091	.51039	.00414
23	Ti3372	.00052	.00018	.00014	-.00011	.50898	.00066
24	Tl1908	.00197	.00237	.00319	.00318	.50873	.00163
25	V_2924	.00067	.00074	.00055	.00033	.50609	.00089
26	Zn2062	.00097	.21500	.00176	.00171	.51203	.00065
27	Sn1899	.00027	-.00151	.00111	.00022	.51605	-.00041
28	Ag3280	.00000	-.00024	-.00040	.00020	.49722	.00092
29	*Y	4009.39	4007.33	4008.34	4019.29	3972.53	3974.81
30	PB2203	-.00026	.00033	-.00082	-.00081	.50609	-.00019
31	SE1960	-.00099	-.00187	-.00121	-.00297	.51643	.00265

Curvefit Fit Status Summary 09/28/09 10:18:55 AM

Method: TRACE2
Mode: Concentration
Standards Table: NAKCAMG
Data File: BSEP2809

Element	Wavelength	Date-of-Fit	Type-of-Fit	Correlation
Ca3179	317.933	09/28/09 10:10	Full Fit	.999988
K_7664	766.491	09/28/09 10:11	Full Fit	.999912
Mg2790	279.078	09/28/09 10:11	Full Fit	.999972
Na3302	330.232	09/28/09 10:12	Full Fit	.999854

Calibration Report 09/28/09 09:28:26 AM

Method: TRACE2 Standard Name: SEQ-CAL1 Operator:
Run Time: 09/28/09 09:25:02
Comment:
Correction Factor: 1

Elem	Ca3179	K_7664	Mg2790	Na3302
Avge	.1477227	-.116880	.0287956	.0066441
SDev	.0013142	.007624	.0021900	.0021637
%RSD	.8896698	6.522984	7.605198	32.56554
#1	.1486520	-.111489	.0303441	.0051142
#2	.1467934	-.122271	.0272470	.0081741
Factor	1.000000	1.000000	1.000000	1.000000

IntStd	1	2	3	4	5	6	7
Mode	Counts	NOTUSED	NOTUSED	NOTUSED	NOTUSED	NOTUSED	NOTUSED
Elem	Y	--	--	--	--	--	--
Wavlen	371.030	--	--	--	--	--	--
Avge	2935	--	--	--	--	--	--
SDev	2.174319	--	--	--	--	--	--
%RSD	.0740935	--	--	--	--	--	--
#1	2933	--	--	--	--	--	--
#2	2936	--	--	--	--	--	--

Calibration Report 09/28/09 09:35:55 AM

Method: TRACE2 Standard Name: SEQ-CAL2 Operator:
Run Time: 09/28/09 09:32:31
Comment:
Correction Factor: 1

Elem	Ca3179	K_7664	Mg2790	Na3302
Avge	7.191523	9.324673	13.14189	.3576388
SDev	.046947	.029150	.02906	.0161263
%RSD	.6528038	.3126126	.2211590	4.509099
#1	7.224719	9.345285	13.16244	.3462358
#2	7.158327	9.304061	13.12134	.3690419
Factor	1.000000	1.000000	1.000000	1.000000

IntStd	1	2	3	4	5	6	7
Mode	Counts	NOTUSED	NOTUSED	NOTUSED	NOTUSED	NOTUSED	NOTUSED
Elem	Y	--	--	--	--	--	--
Wavlen	371.030	--	--	--	--	--	--
Avge	2934	--	--	--	--	--	--
SDev	19.94038	--	--	--	--	--	--
%RSD	.6796137	--	--	--	--	--	--
#1	2920	--	--	--	--	--	--
#2	2948	--	--	--	--	--	--

Calibration Report 09/28/09 09:44:17 AM

Method: TRACE2 Standard Name: SEQ-CAL3 Operator:
Run Time: 09/28/09 09:40:53
Comment:
Correction Factor: 1

Elem	Ca3179	K_7664	Mg2790	Na3302
Avge	35.18682	45.59150	65.76798	1.762094
SDev	.04643	.06422	.14324	.006673
%RSD	.1319460	.1408648	.2177918	.3787034
#1	35.21965	45.63691	65.86925	1.766813
#2	35.15400	45.54608	65.66669	1.757376
Factor	1.000000	1.000000	1.000000	1.000000

IntStd	1	2	3	4	5	6	7
Mode	Counts	NOTUSED	NOTUSED	NOTUSED	NOTUSED	NOTUSED	NOTUSED
Elem	Y	--	--	--	--	--	--
Wavlen	371.030	--	--	--	--	--	--
Avge	2928	--	--	--	--	--	--
SDev	4.666974	--	--	--	--	--	--
%RSD	.1594034	--	--	--	--	--	--
#1	2924	--	--	--	--	--	--
#2	2931	--	--	--	--	--	--

Calibration Report 09/28/09 09:53:40 AM

Method: TRACE2 Standard Name: SEQ-CAL4 Operator:
Run Time: 09/28/09 09:50:16
Comment:
Correction Factor: 1

Elem	Ca3179	K_7664	Mg2790	Na3302
Avge	70.61343	88.46257	133.5667	3.665560
SDev	.54086	.11863	.1866	.051826
%RSD	.7659383	.1340976	.1397019	1.413862
#1	70.23099	88.37869	133.4347	3.628914
#2	70.99588	88.54645	133.6986	3.702207
Factor	1.000000	1.000000	1.000000	1.000000

IntStd	1	2	3	4	5	6	7
Mode	Counts	NOTUSED	NOTUSED	NOTUSED	NOTUSED	NOTUSED	NOTUSED
Elem	Y	--	--	--	--	--	--
Wavlen	371.030	--	--	--	--	--	--
Avge	2869	--	--	--	--	--	--
SDev	15.48557	--	--	--	--	--	--
%RSD	.5397596	--	--	--	--	--	--
#1	2880	--	--	--	--	--	--
#2	2858	--	--	--	--	--	--

Calibration Report 09/28/09 10:00:19 AM

Method: TRACE2 Standard Name: NAKCAMG100 Operator:
Run Time: 09/28/09 09:56:55
Comment:
Correction Factor: 1

Elem	Ca3179	K_7664	Mg2790	Na3302
Avge	140.1411	161.5120	273.1154	7.727192
SDev	.2371	.0359	.6240	.013309
%RSD	.1692183	.0222055	.2284768	.1722354
#1	140.3088	161.5374	272.6741	7.736603
#2	139.9735	161.4866	273.5566	7.717782
Factor	1.000000	1.000000	1.000000	1.000000

IntStd	1	2	3	4	5	6	7
Mode	Counts	NOTUSED	NOTUSED	NOTUSED	NOTUSED	NOTUSED	NOTUSED
Elem	Y	--	--	--	--	--	--
Wavlen	371.030	--	--	--	--	--	--
Avge	2839	--	--	--	--	--	--
SDev	10.28844	--	--	--	--	--	--
%RSD	.3624285	--	--	--	--	--	--
#1	2831	--	--	--	--	--	--
#2	2846	--	--	--	--	--	--

Calibration Report 09/28/09 10:06:56 AM

Method: TRACE2 Standard Name: NAKCAMG400 Operator:
Run Time: 09/28/09 10:03:32
Comment:
Correction Factor: 1

Elem	Ca3179	K_7664	Mg2790	Na3302
Avge	524.6516	485.0747	1146.960	32.64176
SDev	.8380	.4969	.714	.08626
%RSD	.1597180	.1024342	.0622225	.2642630
#1	525.2441	484.7234	1147.465	32.70276
#2	524.0591	485.4261	1146.456	32.58076
Factor	1.000000	1.000000	1.000000	1.000000

IntStd	1	2	3	4	5	6	7
Mode	Counts	NOTUSED	NOTUSED	NOTUSED	NOTUSED	NOTUSED	NOTUSED
Elem	Y	--	--	--	--	--	--
Wavlen	371.030	--	--	--	--	--	--
Avge	2740	--	--	--	--	--	--
SDev	5.356472	--	--	--	--	--	--
%RSD	.1954801	--	--	--	--	--	--
#1	2736	--	--	--	--	--	--
#2	2744	--	--	--	--	--	--

Standardization Rpt. 10/28/09 10:04:19 AM

Method: TRACE2 Standard: SEQ-CAL1
Run Time: 10/28/09 09:59:26

Elem	Al3082	As1890	B_2496	Ba4934	Be3130	Ca3179	Cd2265
Avge	.05202	.17466	.11510	.01655	.35067	.04480	-.02177
SDev	.00031	.00529	.00291	.00228	.00026	.00067	.00931
%RSD	.60275	3.0294	2.5252	13.750	.07391	1.4974	42.763
#1	.05224	.17840	.11716	.01816	.35048	.04527	-.02836
#2	.05179	.17092	.11305	.01494	.35085	.04432	-.01519

Elem	Co2286	Cr2677	Cu3247	Fe2714	K_7664	Mg2790	Mn2576
Avge	-.00535	.00896	.00983	-.00112	-.13215	.01531	.00324
SDev	.00369	.00810	.00265	.00651	.00342	.00195	.00071
%RSD	69.010	90.396	26.923	582.58	2.5894	12.721	21.829
#1	-.00796	.00323	.00796	-.00572	-.13457	.01393	.00274
#2	-.00274	.01469	.01170	.00349	-.12973	.01668	.00374

Elem	Mo2020	Na3302	Ni2316	2203/1	2203/2	Sb2068	1960/1
Avge	.00896	.00735	-.07414	.02186	-.00908	.00163	.01281
SDev	.00703	.01250	.05591	.09959	.01882	.02200	.02973
%RSD	78.516	170.15	75.403	455.49	207.37	1353.1	232.17
#1	.01393	-.00149	-.11368	.09229	-.02239	-.01393	.03383
#2	.00398	.01619	-.03461	-.04856	.00423	.01718	-.00822

Elem	1960/2	Ti3372	Tl1908	V_2924	Zn2062	Sn1899	Ag3280
Avge	.08051	.09444	.00485	-.00050	.00311	-.00856	.00436
SDev	.00645	.01066	.01988	.00282	.00018	.07760	.00194
%RSD	8.0138	11.292	410.31	566.80	5.7306	906.82	44.513
#1	.08507	.10199	.01890	-.00249	.00298	-.06343	.00298
#2	.07595	.08690	-.00921	.00149	.00324	.04632	.00573

IntStd	1	2	3	4	5	6	7
Mode	Counts	NOTUSED	NOTUSED	NOTUSED	NOTUSED	NOTUSED	NOTUSED
Elem	Y	--	--	--	--	--	--
Wavlen	371.030	--	--	--	--	--	--
Avge	4018	--	--	--	--	--	--
SDev	2.969814	--	--	--	--	--	--
%RSD	.0739118	--	--	--	--	--	--
#1	4020	--	--	--	--	--	--
#2	4016	--	--	--	--	--	--

Standardization Rpt. 10/28/09 10:08:49 AM

Method: TRACE2 Standard: SEQ-CAL2
Run Time: 10/28/09 10:04:23

Elem	Al3082	As1890	B_2496	Ba4934	Be3130	Cd2265	Co2286
Avge	8.9586	1.1685	1.5983	3.8705	7.9025	14.433	.79246
SDev	.0870	.0093	.0031	.0388	.0523	.004	.00524
%RSD	.97146	.79945	.19628	1.0016	.66180	.02756	.66057
#1	8.8971	1.1619	1.5961	3.8430	7.8655	14.430	.78875
#2	9.0201	1.1751	1.6005	3.8979	7.9395	14.436	.79616

Elem	Cr2677	Cu3247	Fe2714	Mn2576	Mo2020	Ni2316	2203/1
Avge	2.2187	.84502	2.1280	1.5461	1.6644	5.9720	1.9837
SDev	.0154	.01622	.0039	.0025	.0160	.1163	.0314
%RSD	.69220	1.9191	.18526	.16153	.96119	1.9469	1.5843
#1	2.2079	.83355	2.1252	1.5443	1.6758	5.8898	2.0059
#2	2.2296	.85648	2.1308	1.5479	1.6531	6.0542	1.9615

Elem	2203/2	Sb2068	1960/1	1960/2	Ti3372	Tl1908	V_2924
Avge	1.9961	.51027	.72796	1.3607	5.1706	.81232	.30080
SDev	.0180	.01882	.04363	.0378	.0563	.03788	.00364
%RSD	.90310	3.6875	5.9938	2.7815	1.0894	4.6630	1.2088
#1	1.9834	.49696	.75881	1.3340	5.1307	.78554	.29823
#2	2.0089	.52357	.69710	1.3875	5.2104	.83911	.30337

Elem	Zn2062	Sn1899	Ag3280
Avge	.36016	3.5971	1.5467
SDev	.00184	.0100	.0008
%RSD	.51020	.27668	.05375
#1	.35886	3.5901	1.5473
#2	.36146	3.6042	1.5461

IntStd	1	2	3	4	5	6	7
Mode	Counts	NOTUSED	NOTUSED	NOTUSED	NOTUSED	NOTUSED	NOTUSED
Elem	Y	--	--	--	--	--	--
Wavlen	371.030	--	--	--	--	--	--
Avge	4034	--	--	--	--	--	--
SDev	8.803445	--	--	--	--	--	--
%RSD	.2182136	--	--	--	--	--	--
#1	4041	--	--	--	--	--	--
#2	4028	--	--	--	--	--	--

Standardization Rpt. 10/28/09 10:13:20 AM

Method: TRACE2 Standard: SEQ-CAL3
Run Time: 10/28/09 10:08:54

Elem	Al3082	As1890	B_2496	Ba4934	Be3130	Cd2265	Co2286
Avge	44.390	5.2311	7.5482	19.338	38.216	71.372	3.9633
SDev	.455	.0282	.0152	.202	.325	.114	.0115
%RSD	1.0254	.53834	.20165	1.0420	.84934	.15915	.28994
#1	44.069	5.2112	7.5375	19.196	37.986	71.292	3.9552
#2	44.712	5.2510	7.5590	19.481	38.445	71.452	3.9714

Elem	Cr2677	Cu3247	Fe2714	Mn2576	Mo2020	Ni2316	2203/1
Avge	11.011	4.1859	10.597	7.6903	8.3014	29.883	9.8649
SDev	.024	.0439	.018	.0104	.0139	.322	.0258
%RSD	.21823	1.0485	.16958	.13466	.16801	1.0760	.26175
#1	10.994	4.1549	10.584	7.6830	8.2916	29.656	9.8467
#2	11.028	4.2170	10.610	7.6976	8.3113	30.110	9.8832

Elem	2203/2	Sb2068	1960/1	1960/2	Ti3372	Tl1908	V_2924
Avge	9.9585	2.6757	3.5876	6.5491	25.495	4.0696	1.4988
SDev	.0063	.0242	.0016	.0182	.251	.0481	.0047
%RSD	.06376	.90619	.04368	.27854	.98496	1.1818	.31263
#1	9.9630	2.6586	3.5888	6.5620	25.317	4.0356	1.4955
#2	9.9540	2.6928	3.5865	6.5362	25.673	4.1036	1.5021

Elem	Zn2062	Sn1899	Ag3280
Avge	1.7646	17.684	7.7829
SDev	.0022	.038	.0036
%RSD	.12283	.21285	.04668
#1	1.7631	17.710	7.7803
#2	1.7661	17.657	7.7855

IntStd	1	2	3	4	5	6	7
Mode	Counts	NOTUSED	NOTUSED	NOTUSED	NOTUSED	NOTUSED	NOTUSED
Elem	Y	--	--	--	--	--	--
Wavlen	371.030	--	--	--	--	--	--
Avge	4001	--	--	--	--	--	--
SDev	7.318624	--	--	--	--	--	--
%RSD	.1829222	--	--	--	--	--	--
#1	4006	--	--	--	--	--	--
#2	3996	--	--	--	--	--	--

Standardization Rpt. 10/28/09 10:18:17 AM

Method: TRACE2 Standard: SEQ-CAL4
Run Time: 10/28/09 10:13:24

Elem	Al3082	As1890	B_2496	Ba4934	Be3130	Ca3179	Cd2265
Avge	91.252	10.501	15.293	39.700	77.439	68.692	144.33
SDev	2.227	.199	.396	1.016	1.855	1.637	4.07
%RSD	2.4408	1.8993	2.5893	2.5591	2.3958	2.3824	2.8233
#1	89.677	10.360	15.013	38.982	76.127	67.535	141.45
#2	92.827	10.642	15.573	40.418	78.751	69.849	147.21

Elem	Co2286	Cr2677	Cu3247	Fe2714	K_7664	Mg2790	Mn2576
Avge	8.0671	22.406	8.5528	21.539	74.856	132.95	15.656
SDev	.2431	.670	.2056	.618	2.015	4.24	.460
%RSD	3.0138	2.9881	2.4035	2.8711	2.6913	3.1925	2.9399
#1	7.8952	21.933	8.4074	21.102	73.432	129.95	15.330
#2	8.2390	22.880	8.6981	21.977	76.281	135.95	15.981

Elem	Mo2020	Na3302	Ni2316	2203/1	2203/2	Sb2068	1960/1
Avge	16.988	3.7105	60.914	20.173	20.053	5.4878	7.3416
SDev	.567	.1032	1.361	.872	.457	.1963	.3223
%RSD	3.3400	2.7802	2.2349	4.3207	2.2788	3.5767	4.3900
#1	16.587	3.6376	59.952	19.556	19.730	5.3490	7.1137
#2	17.390	3.7834	61.877	20.789	20.376	5.6266	7.5695

Elem	1960/2	Ti3372	Tl1908	V_2924	Zn2062	Sn1899	Ag3280
Avge	13.141	52.269	8.3095	3.0734	3.5515	36.071	15.971
SDev	.249	1.360	.1908	.1012	.1029	1.103	.448
%RSD	1.8980	2.6021	2.2965	3.2928	2.8988	3.0593	2.8031
#1	12.965	51.307	8.1745	3.0018	3.4787	35.291	15.654
#2	13.317	53.231	8.4444	3.1449	3.6243	36.851	16.287

IntStd	1	2	3	4	5	6	7
Mode	Counts	NOTUSED	NOTUSED	NOTUSED	NOTUSED	NOTUSED	NOTUSED
Elem	Y	--	--	--	--	--	--
Wavlen	371.030	--	--	--	--	--	--
Avge	3883	--	--	--	--	--	--
SDev	107.3919	--	--	--	--	--	--
%RSD	2.765470	--	--	--	--	--	--
#1	3959	--	--	--	--	--	--
#2	3807	--	--	--	--	--	--

Standardization Report 10/28/09 10:18:17 AM

Method: TRACE2 Slope = Conc(SIR)/IR

Element	Wavelen	High std	Low std	Slope	Y-intercept	Date Standardized
Al3082	308.215	Multiple	Standards	.557913	-.028675	10/28/09 10:13:24
As1890	189.042	Multiple	Standards	.098315	-.017155	10/28/09 10:13:24
B_2496	249.678	Multiple	Standards	.066926	-.007695	10/28/09 10:13:24
Ba4934	493.409	Multiple	Standards	.025669	-.000414	10/28/09 10:13:24
Be3130	313.042	Multiple	Standards	.013141	-.004601	10/28/09 10:13:24
Ca3179	317.933	SEQ-CAL4	SEQ-CAL1	1.02649	.101738	10/28/09 10:13:24
Cd2265	226.502	Multiple	Standards	.006953	.000148	10/28/09 10:13:24
Co2286	228.616	Multiple	Standards	.125314	.000673	10/28/09 10:13:24
Cr2677	267.716	Multiple	Standards	.045158	-.000401	10/28/09 10:13:24
Cu3247	324.753	Multiple	Standards	.118882	-.001161	10/28/09 10:13:24
Fe2714	271.441	Multiple	Standards	2.34316	.002761	10/28/09 10:13:24
K_7664	766.491	SEQ-CAL4	SEQ-CAL1	1.18124	.039224	10/28/09 10:13:24
Mg2790	279.078	SEQ-CAL4	SEQ-CAL1	1.00453	.013420	10/28/09 10:13:24
Mn2576	257.610	Multiple	Standards	.064584	-.000205	10/28/09 10:13:24
Mo2020	202.030	Multiple	Standards	.059833	-.000527	10/28/09 10:13:24
Na3302	330.232	SEQ-CAL4	SEQ-CAL1	.988054	-.000615	10/28/09 10:13:24
Ni2316	231.604	Multiple	Standards	.016529	.001226	10/28/09 10:13:24
2203/1	220.351	Multiple	Standards	.052202	-.001131	10/28/09 10:13:24
2203/2	220.352	Multiple	Standards	.049125	.000445	10/28/09 10:13:24
PB2203	220.353	NONE	NONE	.000000	.000000	*NOT STANDARDIZED
SE1960	196.026	NONE	NONE	.000000	.000000	*NOT STANDARDIZED
Sb2068	206.838	Multiple	Standards	.188716	-.000270	10/28/09 10:13:24
1960/1	196.021	Multiple	Standards	.138639	-.001767	10/28/09 10:13:24
1960/2	196.022	Multiple	Standards	.076093	-.006117	10/28/09 10:13:24
Ti3372	337.280	Multiple	Standards	.019512	-.001834	10/28/09 10:13:24
Tl1908	190.864	Multiple	Standards	.119722	-.000569	10/28/09 10:13:24
V_2924	292.402	Multiple	Standards	.330384	.000170	10/28/09 10:13:24
Zn2062	206.200	Multiple	Standards	.282082	-.000883	10/28/09 10:13:24
Sn1899	189.989	Multiple	Standards	.027905	.000235	10/28/09 10:13:24
Ag3280	328.068	Multiple	Standards	.063905	-.000265	10/28/09 10:13:24

Standardization Readback Report 10/28/09 10:18:17 AM page 1

Method: TRACE2

Element	Wavelength	Standard	Known Concentration	Measured Concentration	Residual Concentration
Al3082	308.215	SEQ-CAL1	.000000	.000345	-.000345
		SEQ-CAL2	5.00000	4.96944	.030561
		SEQ-CAL3	25.0000	24.7373	.262720
		SEQ-CAL4	50.0000	50.8821	-.882130

CorCoef: 0.99989

Element	Wavelength	Standard	Known Concentration	Measured Concentration	Residual Concentration
As1890	189.042	SEQ-CAL1	.000000	.000017	-.000017
		SEQ-CAL2	.100000	.097729	.002271
		SEQ-CAL3	.500000	.497144	.002856
		SEQ-CAL4	1.00000	1.01524	-.015237

CorCoef: 0.99994

Element	Wavelength	Standard	Known Concentration	Measured Concentration	Residual Concentration
B_2496	249.678	SEQ-CAL1	.000000	.000008	-.000008
		SEQ-CAL2	.100000	.099272	.000728
		SEQ-CAL3	.500000	.497477	.002523
		SEQ-CAL4	1.00000	1.01578	-.015783

CorCoef: 0.99994

Element	Wavelength	Standard	Known Concentration	Measured Concentration	Residual Concentration
Ba4934	493.409	SEQ-CAL1	.000000	.000010	-.000010
		SEQ-CAL2	.100000	.098937	.001063
		SEQ-CAL3	.500000	.495986	.004014
		SEQ-CAL4	1.00000	1.01866	-.018655

CorCoef: 0.99991

Element	Wavelength	Standard	Known Concentration	Measured Concentration	Residual Concentration
Be3130	313.042	SEQ-CAL1	.000000	.000007	-.000007
		SEQ-CAL2	.100000	.099247	.000753
		SEQ-CAL3	.500000	.497597	.002403
		SEQ-CAL4	1.00000	1.01304	-.013042

CorCoef: 0.99996

Element	Wavelength	Standard	Known Signal	Measured Signal	Residual Signal
Ca3179	317.933	SEQ-CAL1	.147723	.044798	.102925
		SEQ-CAL4	70.6134	68.6920	1.92147

Element	Wavelength	Standard	Known Concentration	Measured Concentration	Residual Concentration
Cd2265	226.502	SEQ-CAL1	.000000	-.000003	.000003
		SEQ-CAL2	.100000	.100505	-.000505
		SEQ-CAL3	.500000	.496407	.003593
		SEQ-CAL4	1.00000	1.00367	-.003671

CorCoef: 0.99998

Element	Wavelength	Standard	Known Concentration	Measured Concentration	Residual Concentration
Co2286	228.616	SEQ-CAL1	.000000	.000003	-.000003
		SEQ-CAL2	.100000	.099979	.000021
		SEQ-CAL3	.500000	.497331	.002669
		SEQ-CAL4	1.00000	1.01159	-.011590

CorCoef: 0.99996

Element	Wavelength	Standard	Known Concentration	Measured Concentration	Residual Concentration
Cr2677	267.716	SEQ-CAL1	.000000	.000004	-.000004
		SEQ-CAL2	.100000	.099792	.000208
		SEQ-CAL3	.500000	.496819	.003181
		SEQ-CAL4	1.00000	1.01143	-.011428

CorCoef: 0.99996

Element	Wavelength	Standard	Known Concentration	Measured Concentration	Residual Concentration
Cu3247	324.753	SEQ-CAL1	.000000	.000008	-.000008
		SEQ-CAL2	.100000	.099296	.000704
		SEQ-CAL3	.500000	.496471	.003529
		SEQ-CAL4	1.00000	1.01561	-.015612

CorCoef: 0.99993

Element	Wavelength	Standard	Known Concentration	Measured Concentration	Residual Concentration
Fe2714	271.441	SEQ-CAL1	.000000	.000142	-.000142
		SEQ-CAL2	5.00000	4.98900	.011004
		SEQ-CAL3	25.0000	24.8333	.166746
		SEQ-CAL4	50.0000	50.4728	-.472763

CorCoef: 0.99996

Element	Wavelength	Standard	Known Signal	Measured Signal	Residual Signal
K_7664	766.491	SEQ-CAL1	-.116880	-.132152	.015272
		SEQ-CAL4	88.4626	74.8561	13.6065

Element	Wavelength	Standard	Known Signal	Measured Signal	Residual Signal
Mg2790	279.078	SEQ-CAL1	.028796	.015307	.013489
		SEQ-CAL4	133.567	132.950	.616287

Element	Wavelength	Standard	Known Concentration	Measured Concentration	Residual Concentration
Mn2576	257.610	SEQ-CAL1	.000000	.000004	-.000004
		SEQ-CAL2	.100000	.099648	.000352
		SEQ-CAL3	.500000	.496463	.003537
		SEQ-CAL4	1.00000	1.01089	-.010892

CorCoef: 0.99996

Element	Wavelength	Standard	Known Concentration	Measured Concentration	Residual Concentration
Mo2020	202.030	SEQ-CAL1	.000000	.000009	-.000009
		SEQ-CAL2	.100000	.099062	.000938
		SEQ-CAL3	.500000	.496170	.003830
		SEQ-CAL4	1.00000	1.01594	-.015939

CorCoef: 0.99993

Element	Wavelength	Standard	Known Signal	Measured Signal	Residual Signal
Na3302	330.232	SEQ-CAL1	.006644	.007346	-.000702
		SEQ-CAL4	3.66556	3.71050	-.044942

Element	Wavelength	Standard	Known Concentration	Measured Concentration	Residual Concentration
Ni2316	231.604	SEQ-CAL1	.000000	.000001	-.000001
		SEQ-CAL2	.100000	.099935	.000065
		SEQ-CAL3	.500000	.495147	.004853
		SEQ-CAL4	1.00000	1.00805	-.008050

CorCoef: 0.99996

Element	Wavelength	Standard	Known Concentration	Measured Concentration	Residual Concentration
2203/1	220.351	SEQ-CAL1	.000000	.000010	-.000010
		SEQ-CAL2	.100000	.102422	-.002422
		SEQ-CAL3	.500000	.513841	-.013841
		SEQ-CAL4	1.00000	1.05192	-.051923

CorCoef: 0.99993

Element	Wavelength	Standard	Known Concentration	Measured Concentration	Residual Concentration
2203/2	220.352	SEQ-CAL1	.000000	-.000001	.000001
		SEQ-CAL2	.100000	.098505	.001495
		SEQ-CAL3	.500000	.489654	.010346
		SEQ-CAL4	1.00000	.985549	.014451

CorCoef: 0.99999

Element	Wavelength	Standard	Known Concentration	Measured Concentration	Residual Concentration
PB2203	220.353	NONE	.000000	.000000	.000000
		NONE	.000000	.000000	.000000

Element	Wavelength	Standard	Known Concentration	Measured Concentration	Residual Concentration
SE1960	196.026	NONE	.000000	.000000	.000000
		NONE	.000000	.000000	.000000

Element	Wavelength	Standard	Known Concentration	Measured Concentration	Residual Concentration
Sb2068	206.838	SEQ-CAL1	.000000	.000036	-.000036
		SEQ-CAL2	.100000	.096025	.003975
		SEQ-CAL3	.500000	.504676	-.004676
		SEQ-CAL4	1.00000	1.03536	-.035362

CorCoef: 0.99991

Element	Wavelength	Standard	Known Concentration	Measured Concentration	Residual Concentration
1960/1	196.021	SEQ-CAL1	.000000	.000008	-.000008
		SEQ-CAL2	.100000	.099155	.000845
		SEQ-CAL3	.500000	.495620	.004380
		SEQ-CAL4	1.00000	1.01607	-.016066

CorCoef: 0.99992

Element	Wavelength	Standard	Known Concentration	Measured Concentration	Residual Concentration
1960/2	196.022	SEQ-CAL1	.000000	.000009	-.000009
		SEQ-CAL2	.100000	.097426	.002574
		SEQ-CAL3	.500000	.492221	.007779
		SEQ-CAL4	1.00000	.993818	.006182

CorCoef: 0.99999

Element	Wavelength	Standard	Known Concentration	Measured Concentration	Residual Concentration
Ti3372	337.280	SEQ-CAL1	.000000	.000009	-.000009
		SEQ-CAL2	.100000	.099057	.000943
		SEQ-CAL3	.500000	.495637	.004363
		SEQ-CAL4	1.00000	1.01806	-.018061

CorCoef: 0.99991

Element	Wavelength	Standard	Known Concentration	Measured Concentration	Residual Concentration
Tl1908	190.864	SEQ-CAL1	.000000	.000011	-.000011
		SEQ-CAL2	.100000	.096683	.003317
		SEQ-CAL3	.500000	.486649	.013351
		SEQ-CAL4	1.00000	.994257	.005743

CorCoef: 0.99994

Element	Wavelength	Standard	Known Concentration	Measured Concentration	Residual Concentration
V_2924	292.402	SEQ-CAL1	.000000	.000006	-.000006
		SEQ-CAL2	.100000	.099549	.000451
		SEQ-CAL3	.500000	.495341	.004659
		SEQ-CAL4	1.00000	1.01557	-.015570

CorCoef: 0.99992

Element	Wavelength	Standard	Known Concentration	Measured Concentration	Residual Concentration
Zn2062	206.200	SEQ-CAL1	.000000	-.000005	.000005
		SEQ-CAL2	.100000	.100712	-.000712
		SEQ-CAL3	.500000	.496873	.003127
		SEQ-CAL4	1.00000	1.00093	-.000926

CorCoef: 0.99999

Element	Wavelength	Standard	Known Concentration	Measured Concentration	Residual Concentration
Sn1899	189.989	SEQ-CAL1	.000000	-.000004	.000004
		SEQ-CAL2	.100000	.100612	-.000612
		SEQ-CAL3	.500000	.493686	.006314
		SEQ-CAL4	1.00000	1.00678	-.006777

CorCoef: 0.99995

Element	Wavelength	Standard	Known Concentration	Measured Concentration	Residual Concentration
Ag3280	328.068	SEQ-CAL1	.000000	.000013	-.000013
		SEQ-CAL2	.100000	.098579	.001421
		SEQ-CAL3	.500000	.497104	.002896
		SEQ-CAL4	1.00000	1.02034	-.020335

CorCoef: 0.99991

Analysis Report QC Standard 10/28/09 10:23:15 AM

Method: TRACE2 Sample Name: SEQ-ICV Operator: DAN
Run Time: 10/28/09 10:18:21
Comment:
Mode: CONC Corr. Factor: 1

Elem	Al3082	As1890	B_2496	Ba4934	Be3130	Ca3179	Cd2265
Units	ppm	ppm	ppm	ppm	ppm	ppm	ppm
Avge	18.297	.36577	.35987	.36742	.36475	18.228	.36132
SDev	.044	.00006	.00082	.00066	.00044	.015	.00075
%RSD	.24148	.01786	.22883	.17966	.12125	.08055	.20797
#1	18.266	.36573	.36045	.36696	.36444	18.218	.36078
#2	18.328	.36582	.35929	.36789	.36506	18.238	.36185
Errors	QC Pass	QC Pass	QC Pass	QC Pass	QC Pass	QC Pass	QC Pass
Value	18.750	.37500	.37500	.37500	.37500	18.750	.37500
Range	5.0000	5.0000	5.0000	5.0000	5.0000	5.0000	5.0000

Elem	Co2286	Cr2677	Cu3247	Fe2714	K_7664	Mg2790	Mn2576
Units	ppm	ppm	ppm	ppm	ppm	ppm	ppm
Avge	.36755	.36771	.36714	18.224	18.578	18.239	.37163
SDev	.00002	.00035	.00002	.024	.026	.029	.00040
%RSD	.00578	.09513	.00513	.13130	.14067	.16022	.10882
#1	.36754	.36747	.36715	18.207	18.560	18.218	.37134
#2	.36757	.36796	.36712	18.241	18.597	18.260	.37191
Errors	QC Pass	QC Pass	QC Pass	QC Pass	QC Pass	QC Pass	QC Pass
Value	.37500	.37500	.37500	18.750	18.750	18.750	.37500
Range	5.0000	5.0000	5.0000	5.0000	5.0000	5.0000	5.0000

Elem	Mo2020	Na3302	Ni2316	2203/1	2203/2	PB2203	SE1960
Units	ppm	ppm	ppm	ppm	ppm	ppm	ppm
Avge	.36505	Q17.733	.36686	.37140	.37100	.37113	.37286
SDev	.00195	.103	.00161	.00506	.00008	.00174	.00345
%RSD	.53320	.58213	.43900	1.3632	.02181	.46880	.92496
#1	.36368	Q17.806	.36800	.36782	.37094	.36990	.37042
#2	.36643	Q17.660	.36572	.37498	.37105	.37236	.37530
Errors	QC Pass	QC Fail	QC Pass	NOCHECK	NOCHECK	QC Pass	QC Pass
Value	.37500	18.750	.37500			.37500	.37500
Range	5.0000	5.0000	5.0000			5.0000	5.0000

Elem	Sb2068	1960/1	1960/2	Ti3372	Tl1908	V_2924	Zn2062
Units	ppm	ppm	ppm	ppm	ppm	ppm	ppm
Avge	.37403	.37561	.37149	.37068	.36945	.36838	.37177
SDev	.00291	.01245	.00105	.00042	.00455	.00014	.00058
%RSD	.77745	3.3137	.28265	.11405	1.2324	.03713	.15647
#1	.37197	.36681	.37223	.37038	.36623	.36847	.37136
#2	.37608	.38441	.37074	.37098	.37267	.36828	.37218
Errors	QC Pass	NOCHECK	NOCHECK	QC Pass	QC Pass	QC Pass	QC Pass
Value	.37500			.37500	.37500	.37500	.37500
Range	5.0000			5.0000	5.0000	5.0000	5.0000

Elem	Sn1899	Ag3280

Units	ppm	ppm
Avge	.37039	.35985
SDev	.00172	.00128
%RSD	.46472	.35522
#1	.36917	.35895
#2	.37161	.36076
Errors	QC Pass	QC Pass
Value	.37500	.37500
Range	5.0000	5.0000

IntStd	1	2	3	4	5	6	7
Mode	Counts	NOTUSED	NOTUSED	NOTUSED	NOTUSED	NOTUSED	NOTUSED
Elem	Y	--	--	--	--	--	--
Wavlen	371.030	--	--	--	--	--	--
Avge	3993	--	--	--	--	--	--
SDev	3.394147	--	--	--	--	--	--
%RSD	.0850056	--	--	--	--	--	--
#1	3990	--	--	--	--	--	--
#2	3995	--	--	--	--	--	--

Analysis Report Blank Sample 10/28/09 10:28:11 AM

Method: TRACE2 Sample Name: SEQ-ICB Operator: DAN
Run Time: 10/28/09 10:23:18
Comment:
Mode: CONC Corr. Factor: 1

Elem	Al3082	As1890	B_2496	Ba4934	Be3130	Ca3179	Cd2265
Units	ppm	ppm	ppm	ppm	ppm	ppm	ppm
Avge	.01681	-.00139	.00102	.00046	.00035	.01696	.00022
SDev	.00406	.00038	.00037	.00021	.00010	.00596	.00012
%RSD	24.155	27.121	35.804	44.706	27.037	35.161	53.859
#1	.01394	-.00165	.00076	.00031	.00029	.01274	.00014
#2	.01968	-.00112	.00128	.00061	.00042	.02118	.00030
Errors	LC Pass	LC Pass	LC Pass	LC Pass	LC Pass	LC Pass	LC Pass
High	.20000	.01000	.02000	.00200	.00200	.50000	.00100
Low	-.04000	-.00500	-.00500	-.00300	-.00300	-.04000	-.00200

Elem	Co2286	Cr2677	Cu3247	Fe2714	K_7664	Mg2790	Mn2576
Units	ppm	ppm	ppm	ppm	ppm	ppm	ppm
Avge	.00081	.00080	.00153	.02095	.02950	.01819	.00034
SDev	.00006	.00024	.00026	.00491	.01776	.01145	.00010
%RSD	8.0071	30.700	17.121	23.423	60.205	62.983	29.902
#1	.00077	.00097	.00135	.01748	.01694	.01009	.00027
#2	.00086	.00062	.00172	.02441	.04206	.02629	.00041
Errors	LC Pass	LC Pass	LC Pass	LC Pass	LC Pass	LC Pass	LC Pass
High	.00400	.00400	.01000	.05000	.50000	.20000	.00300
Low	-.00300	-.00300	-.00400	-.04000	-.50000	-.04000	-.00300

Elem	Mo2020	Na3302	Ni2316	2203/1	2203/2	PB2203	SE1960
Units	ppm	ppm	ppm	ppm	ppm	ppm	ppm
Avge	-.00026	.00606	.00085	-.00067	.00092	.00039	.00244
SDev	.00004	.12482	.00013	.00275	.00348	.00141	.00243
%RSD	16.069	2058.7	15.365	413.32	376.61	356.01	99.509
#1	-.00029	-.08220	.00076	-.00261	.00339	.00139	.00072
#2	-.00023	.09432	.00094	.00128	-.00154	-.00060	.00416
Errors	LC Pass	LC Pass	LC Pass	NOCHECK	NOCHECK	LC Pass	LC Pass
High	.01000	1.0000	.01000			.00500	.01500
Low	-.00300	-.50000	-.00300			-.00300	-.01000

Elem	Sb2068	1960/1	1960/2	Ti3372	Tl1908	V_2924	Zn2062
Units	ppm	ppm	ppm	ppm	ppm	ppm	ppm
Avge	-.00151	.00174	.00279	.00054	-.00327	.00062	.00053
SDev	.00011	.00807	.00039	.00060	.00132	.00006	.00001
%RSD	7.2956	463.06	13.810	109.42	40.478	9.0414	1.0933
#1	-.00144	-.00396	.00307	.00012	-.00233	.00058	.00053
#2	-.00159	.00745	.00252	.00096	-.00421	.00066	.00053
Errors	LC Pass	NOCHECK	NOCHECK	LC Pass	LC Pass	LC Pass	LC Pass
High	.02000			.00500	.02000	.00500	.01000
Low	-.01000			-.00200	-.01000	-.00300	-.00300

Elem	Sn1899	Ag3280

Units	ppm	ppm
Avge	.00022	.00013
SDev	.00141	.00109
%RSD	629.35	815.45
#1	-.00078	-.00063
#2	.00122	.00090
Errors	LC Pass	LC Pass
High	.01000	.00300
Low	-.00500	-.00300

IntStd	1	2	3	4	5	6	7
Mode	Counts	NOTUSED	NOTUSED	NOTUSED	NOTUSED	NOTUSED	NOTUSED
Elem	Y	--	--	--	--	--	--
Wavlen	371.030	--	--	--	--	--	--
Avge	3991	--	--	--	--	--	--
SDev	16.54623	--	--	--	--	--	--
%RSD	.4145912	--	--	--	--	--	--
#1	3979	--	--	--	--	--	--
#2	4003	--	--	--	--	--	--

Analysis Report Blank Sample 10/28/09 10:33:08 AM

Method: TRACE2 Sample Name: SEQ-LCV Operator: DAN
Run Time: 10/28/09 10:28:15
Comment:
Mode: CONC Corr. Factor: 1

Elem	Al3082	As1890	B_2496	Ba4934	Be3130	Ca3179	Cd2265
Units	ppm	ppm	ppm	ppm	ppm	ppm	ppm
Avge	.20742	.01073	.02138	.00229	.00219	.49605	.00116
SDev	.00434	.00223	.00140	.00017	.00015	.00839	.00006
%RSD	2.0935	20.783	6.5643	7.6234	6.8229	1.6925	5.1283
#1	.20435	.01231	.02237	.00216	.00209	.49011	.00112
#2	.21049	.00915	.02039	.00241	.00230	.50198	.00121
Errors	LC Pass	LC Pass	LC Pass	LC Pass	LC Pass	LC Pass	LC Pass
High	.30000	.01500	.03000	.00300	.00300	.75000	.00150
Low	.10000	.00500	.01000	.00100	.00100	.25000	.00050

Elem	Co2286	Cr2677	Cu3247	Fe2714	K_7664	Mg2790	Mn2576
Units	ppm	ppm	ppm	ppm	ppm	ppm	ppm
Avge	.00411	.00434	.01054	.06555	.49594	.20601	.00324
SDev	.00020	.00015	.00018	.00626	.00314	.00765	.00005
%RSD	4.7607	3.5792	1.6950	9.5489	.63368	3.7141	1.4977
#1	.00425	.00445	.01067	.06112	.49372	.20060	.00321
#2	.00397	.00423	.01041	.06997	.49817	.21142	.00328
Errors	LC Pass	LC Pass	LC Pass	LC Pass	LC Pass	LC Pass	LC Pass
High	.00600	.00600	.01500	.07500	.75000	.30000	.00450
Low	.00200	.00200	.00500	.02500	.25000	.10000	.00150

Elem	Mo2020	Na3302	Ni2316	2203/1	2203/2	PB2203	SE1960
Units	ppm	ppm	ppm	ppm	ppm	ppm	ppm
Avge	.00993	1.0263	.01000	.00549	.00492	.00511	.01407
SDev	.00067	.0599	.00046	.00300	.00024	.00116	.00123
%RSD	6.7884	5.8357	4.5894	54.539	4.8782	22.652	8.7356
#1	.00945	1.0687	.01032	.00338	.00475	.00429	.01493
#2	.01041	.98396	.00967	.00761	.00509	.00593	.01320
Errors	LC Pass	LC Pass	LC Pass	NOCHECK	NOCHECK	LC Pass	LC Pass
High	.01500	1.5000	.01500			.00750	.02250
Low	.00500	.50000	.00500			.00250	.00750

Elem	Sb2068	1960/1	1960/2	Ti3372	Tl1908	V_2924	Zn2062
Units	ppm	ppm	ppm	ppm	ppm	ppm	ppm
Avge	.02020	.01255	.01482	.00515	.01933	.00648	.01090
SDev	.00197	.00256	.00312	.00015	.00083	.00040	.00004
%RSD	9.7352	20.369	21.056	2.9945	4.2874	6.2058	.36283
#1	.01881	.01074	.01703	.00504	.01991	.00676	.01093
#2	.02160	.01436	.01262	.00525	.01874	.00620	.01087
Errors	LC Pass	NOCHECK	NOCHECK	LC Pass	LC Pass	LC Pass	LC Pass
High	.03000			.00750	.03000	.00750	.01500
Low	.01000			.00250	.01000	.00250	.00500

Elem	Sn1899	Ag3280

Units	ppm	ppm
Avge	.00671	.00275
SDev	.00029	.00025
%RSD	4.3400	9.1237
#1	.00650	.00257
#2	.00692	.00293
Errors	LC Pass	LC Pass
High	.01500	.00450
Low	.00500	.00150

IntStd	1	2	3	4	5	6	7
Mode	Counts	NOTUSED	NOTUSED	NOTUSED	NOTUSED	NOTUSED	NOTUSED
Elem	Y	--	--	--	--	--	--
Wavlen	371.030	--	--	--	--	--	--
Avge	4008	--	--	--	--	--	--
SDev	3.500144	--	--	--	--	--	--
%RSD	.0873289	--	--	--	--	--	--
#1	4010	--	--	--	--	--	--
#2	4006	--	--	--	--	--	--

Analysis Report QC Standard 10/28/09 10:38:04 AM

Method: TRACE2 Sample Name: SEQ-IFA Operator: DAN
Run Time: 10/28/09 10:33:11
Comment:
Mode: CONC Corr. Factor: 1

Elem	Al3082	As1890	B_2496	Ba4934	Be3130	Ca3179	Cd2265
Units	ppm	ppm	ppm	ppm	ppm	ppm	ppm
Avge	487.13	.00063	.00174	.00122	.00092	486.57	-.00018
SDev	.45	.00301	.00090	.00001	.00006	.32	.00037
%RSD	.09296	474.32	51.730	.52166	6.8189	.06567	205.04
#1	486.81	-.00149	.00111	.00121	.00096	486.34	-.00044
#2	487.45	.00276	.00238	.00122	.00087	486.79	.00008
Errors	QC Pass	QC Pass	QC Pass	QC Pass	QC Pass	QC Pass	QC Pass
Value	500.00	.00000	.00000	.00000	.00000	500.00	.00000
Range	100.00	.02000	.04000	.00400	.00400	100.00	.00300

Elem	Co2286	Cr2677	Cu3247	Fe2714	K_7664	Mg2790	Mn2576
Units	ppm	ppm	ppm	ppm	ppm	ppm	ppm
Avge	.00128	-.00343	.00069	184.68	.03349	487.03	.00080
SDev	.00021	.00054	.00057	.33	.00973	.01	.00003
%RSD	16.602	15.783	83.092	.17926	29.059	.00173	4.1583
#1	.00143	-.00382	.00109	184.45	.04037	487.03	.00077
#2	.00113	-.00305	.00028	184.92	.02661	487.02	.00082
Errors	QC Pass	QC Pass	QC Pass	QC Pass	QC Pass	QC Pass	QC Pass
Value	.00000	.00000	.00000	200.00	.00000	500.00	.00000
Range	.00800	.00800	.02000	40.000	1.0000	100.00	.00600

Elem	Mo2020	Na3302	Ni2316	2203/1	2203/2	PB2203	SE1960
Units	ppm	ppm	ppm	ppm	ppm	ppm	ppm
Avge	.00053	.17175	.00194	-.03178	.01796	.00140	.00090
SDev	.00062	.08381	.00014	.00783	.00602	.00141	.00103
%RSD	117.27	48.797	7.3306	24.620	33.481	100.57	114.36
#1	.00009	.11249	.00184	-.02625	.01371	.00040	.00163
#2	.00097	.23101	.00204	-.03732	.02222	.00239	.00017
Errors	QC Pass	QC Pass	QC Pass	NOCHECK	NOCHECK	QC Pass	QC Pass
Value	.00000	.00000	.00000			.00000	.00000
Range	.02000	2.0000	.02000			.01000	.03000

Elem	Sb2068	1960/1	1960/2	Ti3372	Tl1908	V_2924	Zn2062
Units	ppm	ppm	ppm	ppm	ppm	ppm	ppm
Avge	.00255	-.00549	.00410	.00458	-.01285	-.00116	-.00438
SDev	.00769	.00478	.00084	.00081	.00210	.00036	.00048
%RSD	301.24	87.064	20.552	17.663	16.342	31.145	11.073
#1	-.00288	-.00211	.00350	.00515	-.01137	-.00142	-.00472
#2	.00799	-.00887	.00469	.00400	-.01434	-.00091	-.00403
Errors	QC Pass	NOCHECK	NOCHECK	QC Pass	QC Pass	QC Pass	QC Pass
Value	.00000			.00000	.00000	.00000	.00000
Range	.04000			.01000	.04000	.01000	.02000

Elem	Sn1899	Ag3280

Units	ppm	ppm
Avge	.00051	.00048
SDev	.00075	.00102
%RSD	148.92	215.03
#1	-.00003	-.00025
#2	.00104	.00120
Errors	QC Pass	QC Pass
Value	.00000	.00000
Range	.02000	.00600

IntStd	1	2	3	4	5	6	7
Mode	Counts	NOTUSED	NOTUSED	NOTUSED	NOTUSED	NOTUSED	NOTUSED
Elem	Y	--	--	--	--	--	--
Wavlen	371.030	--	--	--	--	--	--
Avge	3748	--	--	--	--	--	--
SDev	7.689786	--	--	--	--	--	--
%RSD	.2051820	--	--	--	--	--	--
#1	3742	--	--	--	--	--	--
#2	3753	--	--	--	--	--	--

Analysis Report QC Standard 10/28/09 10:43:00 AM

Method: TRACE2 Sample Name: SEQ-IFB Operator: DAN
Run Time: 10/28/09 10:38:07
Comment:
Mode: CONC Corr. Factor: 1

Elem	Al3082	As1890	B_2496	Ba4934	Be3130	Ca3179	Cd2265
Units	ppm	ppm	ppm	ppm	ppm	ppm	ppm
Avge	488.12	.10614	.01970	.50979	.49756	488.48	.94575
SDev	.87	.00102	.00040	.00116	.00099	1.35	.00129
%RSD	.17800	.96191	2.0266	.22675	.19914	.27698	.13657
#1	487.50	.10542	.01998	.50897	.49686	487.52	.94666
#2	488.73	.10686	.01942	.51060	.49826	489.44	.94484
Errors	QC Pass	QC Pass	NOCHECK	QC Pass	QC Pass	QC Pass	QC Pass
Value	500.00	.10000		.50000	.50000	500.00	1.0000
Range	100.00	.02000		.10000	.10000	100.00	.20000

Elem	Co2286	Cr2677	Cu3247	Fe2714	K_7664	Mg2790	Mn2576
Units	ppm	ppm	ppm	ppm	ppm	ppm	ppm
Avge	.48678	.47531	.50563	94.323	.01496	489.38	.49998
SDev	.00086	.00079	.00089	.103	.00404	1.18	.00083
%RSD	.17751	.16564	.17515	.10958	26.969	.24110	.16588
#1	.48739	.47587	.50500	94.396	.01781	490.21	.50057
#2	.48616	.47476	.50626	94.250	.01211	488.54	.49940
Errors	QC Pass	QC Pass	QC Pass	QC Pass	NOCHECK	QC Pass	QC Pass
Value	.50000	.50000	.50000	100.00		500.00	.50000
Range	.10000	.10000	.10000	20.000		100.00	.10000

Elem	Mo2020	Na3302	Ni2316	2203/1	2203/2	PB2203	SE1960
Units	ppm	ppm	ppm	ppm	ppm	ppm	ppm
Avge	.03672	-.16079	.90324	.03501	.05919	.05114	.05155
SDev	.00030	.00011	.00269	.00077	.00360	.00214	.00124
%RSD	.81673	.06759	.29781	2.2096	6.0811	4.1911	2.4003
#1	.03693	-.16071	.90134	.03556	.05665	.04962	.05067
#2	.03650	-.16086	.90514	.03446	.06174	.05266	.05242
Errors	NOCHECK	NOCHECK	QC Pass	NOCHECK	NOCHECK	QC Pass	QC Pass
Value			1.0000			.05000	.05000
Range			.20000			.01000	.01000

Elem	Sb2068	1960/1	1960/2	Ti3372	Tl1908	V_2924	Zn2062
Units	ppm	ppm	ppm	ppm	ppm	ppm	ppm
Avge	.61217	.04994	.05235	.00065	.08960	.49478	.94788
SDev	.00749	.00109	.00131	.00024	.00086	.00083	.00079
%RSD	1.2237	2.1745	2.5080	37.502	.95948	.16715	.08355
#1	.61747	.04918	.05142	.00048	.09020	.49537	.94844
#2	.60688	.05071	.05328	.00082	.08899	.49420	.94732
Errors	QC Pass	NOCHECK	NOCHECK	NOCHECK	QC Pass	QC Pass	QC Pass
Value	.60000				.10000	.50000	1.0000
Range	.12000				.02000	.10000	.20000

Elem	Sn1899	Ag3280

Units	ppm	ppm
Avge	-.00002	.20329
SDev	.00121	.00065
%RSD	7181.9	.31827
#1	-.00087	.20374
#2	.00084	.20283
Errors	NOCHECK	QC Pass
Value		.20000
Range		.04000

IntStd	1	2	3	4	5	6	7
Mode	Counts	NOTUSED	NOTUSED	NOTUSED	NOTUSED	NOTUSED	NOTUSED
Elem	Y	--	--	--	--	--	--
Wavlen	371.030	--	--	--	--	--	--
Avge	3756	--	--	--	--	--	--
SDev	7.371623	--	--	--	--	--	--
%RSD	.1962567	--	--	--	--	--	--
#1	3761	--	--	--	--	--	--
#2	3751	--	--	--	--	--	--

Analysis Report QC Standard 10/28/09 10:50:54 AM

Method: TRACE2 Sample Name: SEQ-CCV Operator: DAN
Run Time: 10/28/09 10:46:01
Comment:
Mode: CONC Corr. Factor: 1

Elem	Al3082	As1890	B_2496	Ba4934	Be3130	Ca3179	Cd2265
Units	ppm	ppm	ppm	ppm	ppm	ppm	ppm
Avge	24.876	.49524	.48566	.49645	.49287	24.780	.48836
SDev	.134	.00376	.00145	.00051	.00068	.134	.00062
%RSD	.53711	.75993	.29747	.10197	.13696	.54148	.12766
#1	24.781	.49790	.48668	.49609	.49239	24.685	.48880
#2	24.970	.49258	.48464	.49681	.49334	24.875	.48792
Errors	QC Pass	QC Pass	QC Pass	QC Pass	QC Pass	QC Pass	QC Pass
Value	25.000	.50000	.50000	.50000	.50000	25.000	.50000
Range	10.000	10.000	10.000	10.000	10.000	10.000	10.000

Elem	Co2286	Cr2677	Cu3247	Fe2714	K_7664	Mg2790	Mn2576
Units	ppm	ppm	ppm	ppm	ppm	ppm	ppm
Avge	.49938	.49965	.49737	24.752	24.968	24.694	.50495
SDev	.00019	.00019	.00081	.045	.056	.003	.00021
%RSD	.03896	.03822	.16197	.18236	.22355	.01038	.04194
#1	.49924	.49979	.49680	24.784	25.007	24.692	.50510
#2	.49951	.49952	.49794	24.720	24.928	24.695	.50480
Errors	QC Pass	QC Pass	QC Pass	QC Pass	QC Pass	QC Pass	QC Pass
Value	.50000	.50000	.50000	25.000	25.000	25.000	.50000
Range	10.000	10.000	10.000	10.000	10.000	10.000	10.000

Elem	Mo2020	Na3302	Ni2316	2203/1	2203/2	PB2203	SE1960
Units	ppm	ppm	ppm	ppm	ppm	ppm	ppm
Avge	.49831	24.078	.49259	.50192	.49784	.49920	.50401
SDev	.00013	.082	.00085	.00103	.00297	.00232	.00356
%RSD	.02584	.33884	.17218	.20436	.59730	.46574	.70646
#1	.49822	24.136	.49199	.50120	.49574	.49756	.50150
#2	.49840	24.021	.49319	.50265	.49995	.50085	.50653
Errors	QC Pass	QC Pass	QC Pass	NOCHECK	NOCHECK	QC Pass	QC Pass
Value	.50000	25.000	.50000			.50000	.50000
Range	10.000	10.000	10.000			10.000	10.000

Elem	Sb2068	1960/1	1960/2	Ti3372	Tl1908	V_2924	Zn2062
Units	ppm	ppm	ppm	ppm	ppm	ppm	ppm
Avge	.50981	.50883	.50161	.50343	.50233	.50286	.49944
SDev	.00335	.00564	.00252	.00104	.00015	.00150	.00061
%RSD	.65809	1.1094	.50210	.20633	.03023	.29897	.12155
#1	.51218	.50484	.49983	.50269	.50222	.50179	.49986
#2	.50743	.51282	.50339	.50416	.50243	.50392	.49901
Errors	QC Pass	NOCHECK	NOCHECK	QC Pass	QC Pass	QC Pass	QC Pass
Value	.50000			.50000	.50000	.50000	.50000
Range	10.000			10.000	10.000	10.000	10.000

Elem	Sn1899	Ag3280

Units	ppm	ppm
Avge	.50400	.49001
SDev	.00052	.00055
%RSD	.10211	.11250
#1	.50437	.49040
#2	.50364	.48962
Errors	QC Pass	QC Pass
Value	.50000	.50000
Range	10.000	10.000

IntStd	1	2	3	4	5	6	7
Mode	Counts	NOTUSED	NOTUSED	NOTUSED	NOTUSED	NOTUSED	NOTUSED
Elem	Y	--	--	--	--	--	--
Wavlen	371.030	--	--	--	--	--	--
Avge	3985	--	--	--	--	--	--
SDev	14.69025	--	--	--	--	--	--
%RSD	.3686791	--	--	--	--	--	--
#1	3995	--	--	--	--	--	--
#2	3974	--	--	--	--	--	--

Analysis Report Blank Sample 10/28/09 10:55:50 AM

Method: TRACE2 Sample Name: SEQ-CCB Operator: DAN
Run Time: 10/28/09 10:50:57
Comment:
Mode: CONC Corr. Factor: 1

Elem	Al3082	As1890	B_2496	Ba4934	Be3130	Ca3179	Cd2265
Units	ppm	ppm	ppm	ppm	ppm	ppm	ppm
Avge	.17687	.00030	.00015	.00042	.00032	.17311	.00045
SDev	.04877	.00001	.00048	.00017	.00011	.05660	.00007
%RSD	27.572	4.0843	315.20	39.839	34.509	32.696	15.031
#1	.14238	.00029	.00049	.00030	.00024	.13309	.00040
#2	H.21135	.00031	-.00019	.00054	.00040	.21313	.00050
Errors	LC Pass	LC Pass	LC Pass	LC Pass	LC Pass	LC Pass	LC Pass
High	.20000	.01000	.02000	.00200	.00200	.50000	.00100
Low	-.04000	-.00500	-.00500	-.00300	-.00300	-.04000	-.00200

Elem	Co2286	Cr2677	Cu3247	Fe2714	K_7664	Mg2790	Mn2576
Units	ppm	ppm	ppm	ppm	ppm	ppm	ppm
Avge	.00051	.00046	.00098	H.05810	.01793	.15473	.00030
SDev	.00022	.00047	.00057	.00171	.00831	.03718	.00008
%RSD	43.254	102.98	58.864	2.9469	46.380	24.027	25.267
#1	.00036	.00079	.00057	H.05689	.02380	.12844	.00025
#2	.00067	.00012	.00138	H.05931	.01205	.18101	.00036
Errors	LC Pass	LC Pass	LC Pass	LC High	LC Pass	LC Pass	LC Pass
High	.00400	.00400	.01000	.05000	.50000	.20000	.00300
Low	-.00300	-.00300	-.00400	-.04000	-.50000	-.04000	-.00300

Elem	Mo2020	Na3302	Ni2316	2203/1	2203/2	PB2203	SE1960
Units	ppm	ppm	ppm	ppm	ppm	ppm	ppm
Avge	-.00034	.16011	.00097	-.00240	.00218	.00066	-.00208
SDev	.00080	.06242	.00027	.00025	.00133	.00097	.00040
%RSD	233.49	38.986	27.741	10.564	60.736	147.55	18.973
#1	.00022	.20425	.00116	-.00222	.00312	.00134	-.00180
#2	-.00091	.11598	.00078	-.00258	.00124	-.00003	-.00236
Errors	LC Pass	LC Pass	LC Pass	NOCHECK	NOCHECK	LC Pass	LC Pass
High	.01000	1.0000	.01000			.00500	.01500
Low	-.00300	-.50000	-.00300			-.00300	-.01000

Elem	Sb2068	1960/1	1960/2	Ti3372	Tl1908	V_2924	Zn2062
Units	ppm	ppm	ppm	ppm	ppm	ppm	ppm
Avge	-.00022	-.00455	-.00085	.00035	-.00021	.00108	.00091
SDev	.00297	.00128	.00005	.00006	.00104	.00001	.00014
%RSD	1374.7	28.136	5.6172	18.653	500.24	.61069	15.108
#1	.00188	-.00365	-.00088	.00030	-.00094	.00108	.00082
#2	-.00232	-.00546	-.00081	.00040	.00053	.00107	.00101
Errors	LC Pass	NOCHECK	NOCHECK	LC Pass	LC Pass	LC Pass	LC Pass
High	.02000			.00500	.02000	.00500	.01000
Low	-.01000			-.00200	-.01000	-.00300	-.00300

Elem	Sn1899	Ag3280

Units	ppm	ppm
Avge	.00158	.00015
SDev	.00124	.00006
%RSD	78.899	43.353
#1	.00070	.00010
#2	.00246	.00020
Errors	LC Pass	LC Pass
High	.01000	.00300
Low	-.00500	-.00300

IntStd	1	2	3	4	5	6	7
Mode	Counts	NOTUSED	NOTUSED	NOTUSED	NOTUSED	NOTUSED	NOTUSED
Elem	Y	--	--	--	--	--	--
Wavlen	371.030	--	--	--	--	--	--
Avge	4000	--	--	--	--	--	--
SDev	25.98617	--	--	--	--	--	--
%RSD	.6495975	--	--	--	--	--	--
#1	3982	--	--	--	--	--	--
#2	4019	--	--	--	--	--	--

Analysis Report 10/28/09 11:02:16 AM

Method: TRACE2 Sample Name: RSJ0417-11SOLRAW Operator: DAN
Run Time: 10/28/09 10:57:23
Comment:
Mode: CONC Corr. Factor: 1

Elem	Al3082	As1890	B_2496	Ba4934	Be3130	Ca3179	Cd2265
Units	ppm	ppm	ppm	ppm	ppm	ppm	ppm
Avge	.20182	.02523	.20280	.03283	.00026	124.00	.00052
SDev	.05904	.00182	.00111	.00001	.00011	.30	.00003
%RSD	29.255	7.2094	.54499	.03752	40.425	.24595	4.8169
#1	.24357	.02395	.20202	.03284	.00034	124.21	.00054
#2	.16007	.02652	.20358	.03282	.00019	123.78	.00050
Errors	LC Pass	LC Pass	LC Pass	LC Pass	LC Pass	LC Pass	LC Pass
High	500.00	20.000	50.000	10.000	5.0000	600.00	30.000
Low	-.04000	-.00500	-.00800	-.00300	-.00300	-.05000	-.00150

Elem	Co2286	Cr2677	Cu3247	Fe2714	K_7664	Mg2790	Mn2576
Units	ppm	ppm	ppm	ppm	ppm	ppm	ppm
Avge	.00122	.00044	.00090	2.0388	4.5862	56.753	.03910
SDev	.00035	.00017	.00008	.0223	.0318	.282	.00029
%RSD	28.585	39.444	8.6565	1.0954	.69258	.49748	.74441
#1	.00098	.00031	.00085	2.0546	4.6087	56.952	.03931
#2	.00147	.00056	.00096	2.0230	4.5637	56.553	.03890
Errors	LC Pass	LC Pass	LC Pass	LC Pass	LC Pass	LC Pass	LC Pass
High	40.000	40.000	25.000	500.00	400.00	400.00	20.000
Low	-.00300	-.00300	-.00400	-.04000	-.50000	-.04000	-.00300

Elem	Mo2020	Na3302	Ni2316	2203/1	2203/2	PB2203	SE1960
Units	ppm	ppm	ppm	ppm	ppm	ppm	ppm
Avge	.02744	62.051	.00171	-.00223	.00205	.00063	-.00211
SDev	.00083	.358	.00055	.00026	.00052	.00026	.00044
%RSD	3.0379	.57682	31.890	11.719	25.207	41.225	20.743
#1	.02803	62.304	.00210	-.00204	.00169	.00044	-.00180
#2	.02685	61.798	.00133	-.00241	.00242	.00081	-.00242
Errors	LC Pass	LC Pass	LC Pass	NOCHECK	NOCHECK	LC Pass	LC Pass
High	10.000	600.00	25.000			60.000	40.000
Low	-.00500	-.50000	-.00300			-.00400	-.01000

Elem	Sb2068	1960/1	1960/2	Ti3372	Tl1908	V_2924	Zn2062
Units	ppm	ppm	ppm	ppm	ppm	ppm	ppm
Avge	-.00003	.00065	-.00348	-.00089	-.00238	.00031	.01238
SDev	.00451	.00105	.00013	.00005	.00119	.00012	.00038
%RSD	16194.	162.28	3.7786	5.2292	50.158	37.465	3.0553
#1	-.00322	.00139	-.00339	-.00086	-.00322	.00039	.01265
#2	.00316	-.00010	-.00358	-.00092	-.00154	.00023	.01211
Errors	LC Pass	NOCHECK	NOCHECK	LC Pass	LC Pass	LC Pass	LC Pass
High	50.000			10.000	40.000	50.000	10.000
Low	-.01000			-.00200	-.01000	-.00300	-.00300

Elem	Sn1899	Ag3280

Units	ppm	ppm
Avge	.00634	-.00057
SDev	.00216	.00064
%RSD	34.140	111.06
#1	.00787	-.00102
#2	.00481	-.00012
Errors	LC Pass	LC Pass
High	5.0000	2.0000
Low	-.01000	-.00400

IntStd	1	2	3	4	5	6	7
Mode	Counts	NOTUSED	NOTUSED	NOTUSED	NOTUSED	NOTUSED	NOTUSED
Elem	Y	--	--	--	--	--	--
Wavlen	371.030	--	--	--	--	--	--
Avge	4049	--	--	--	--	--	--
SDev	10.23527	--	--	--	--	--	--
%RSD	.2528046	--	--	--	--	--	--
#1	4041	--	--	--	--	--	--
#2	4056	--	--	--	--	--	--

Analysis Report 10/28/09 11:10:09 AM

Method: TRACE2 Sample Name: 9J26064-BLK1 Operator: DAN
Run Time: 10/28/09 11:05:17
Comment:
Mode: CONC Corr. Factor: 1

Elem	Al3082	As1890	B_2496	Ba4934	Be3130	Ca3179	Cd2265
Units	ppm	ppm	ppm	ppm	ppm	ppm	ppm
Avge	.06350	-.00124	.00503	.00028	-.00001	.15594	-.00015
SDev	.00222	.00030	.00216	.00002	.00001	.00501	.00003
%RSD	3.4967	24.362	42.877	5.6647	75.446	3.2132	18.360
#1	.06507	-.00103	.00656	.00029	-.00001	.15240	-.00017
#2	.06193	-.00146	.00351	.00026	-.00000	.15948	-.00013
Errors	LC Pass	LC Pass	LC Pass	LC Pass	LC Pass	LC Pass	LC Pass
High	.20000	.01000	.02000	.00200	.00200	.50000	.00100
Low	-.04000	-.00500	-.00800	-.00300	-.00310	-.05000	-.00150

Elem	Co2286	Cr2677	Cu3247	Fe2714	K_7664	Mg2790	Mn2576
Units	ppm	ppm	ppm	ppm	ppm	ppm	ppm
Avge	.00036	.00019	-.00045	.02054	.00844	.06459	.00018
SDev	.00040	.00022	.00012	.00199	.00590	.00310	.00000
%RSD	109.66	115.17	27.226	9.7144	69.924	4.8060	.76571
#1	.00008	.00003	-.00036	.02195	.01262	.06678	.00018
#2	.00064	.00034	-.00054	.01913	.00427	.06239	.00018
Errors	LC Pass	LC Pass	LC Pass	LC Pass	LC Pass	LC Pass	LC Pass
High	.00400	.00400	.01000	.05000	.50000	.20000	.00300
Low	-.00300	-.00300	-.00400	-.04000	-.50000	-.04000	-.00300

Elem	Mo2020	Na3302	Ni2316	2203/1	2203/2	PB2203	SE1960
Units	ppm	ppm	ppm	ppm	ppm	ppm	ppm
Avge	.00002	.09164	.00012	.00175	.00099	.00125	-.00199
SDev	.00048	.02462	.00101	.00163	.00090	.00006	.00182
%RSD	2746.6	26.867	806.43	92.985	90.796	4.6171	91.189
#1	-.00032	.07423	.00084	.00291	.00036	.00121	-.00328
#2	.00035	.10905	-.00059	.00060	.00163	.00129	-.00071
Errors	LC Pass	LC Pass	LC Pass	NOCHECK	NOCHECK	LC Pass	LC Pass
High	.01000	1.0000	.01000			.00500	.01500
Low	-.00500	-.50000	-.00300			-.00400	-.01000

Elem	Sb2068	1960/1	1960/2	Ti3372	Tl1908	V_2924	Zn2062
Units	ppm	ppm	ppm	ppm	ppm	ppm	ppm
Avge	.00067	.00324	-.00461	.00001	-.00270	.00025	.00119
SDev	.00117	.00255	.00145	.00008	.00294	.00035	.00026
%RSD	173.93	78.846	31.459	664.80	108.86	138.77	21.495
#1	-.00015	.00143	-.00564	.00007	-.00062	.00050	.00101
#2	.00149	.00505	-.00359	-.00004	-.00477	.00000	.00137
Errors	LC Pass	NOCHECK	NOCHECK	LC Pass	LC Pass	LC Pass	LC Pass
High	.02000			.00500	.02000	.00500	.01000
Low	-.01000			-.00200	-.01000	-.00300	-.00300

Elem	Sn1899	Ag3280

Units	ppm	ppm
Avge	.00126	-.00022
SDev	.00126	.00060
%RSD	99.574	266.02
#1	.00037	-.00065
#2	.00215	.00020
Errors	LC Pass	LC Pass
High	.01000	.00300
Low	-.01000	-.00400

IntStd	1	2	3	4	5	6	7
Mode	Counts	NOTUSED	NOTUSED	NOTUSED	NOTUSED	NOTUSED	NOTUSED
Elem	Y	--	--	--	--	--	--
Wavlen	371.030	--	--	--	--	--	--
Avge	4019	--	--	--	--	--	--
SDev	14.37191	--	--	--	--	--	--
%RSD	.3576337	--	--	--	--	--	--
#1	4029	--	--	--	--	--	--
#2	4008	--	--	--	--	--	--

Analysis Report 10/28/09 11:15:06 AM

Method: TRACE2 Sample Name: 9J26064-BS1 Operator: DAN
Run Time: 10/28/09 11:10:13
Comment:
Mode: CONC Corr. Factor: 1

Elem	Al3082	As1890	B_2496	Ba4934	Be3130	Ca3179	Cd2265
Units	ppm	ppm	ppm	ppm	ppm	ppm	ppm
Avge	9.6934	.20389	.20020	.20069	.20022	10.173	.20075
SDev	.0224	.00020	.00141	.00044	.00043	.020	.00042
%RSD	.23108	.09760	.70292	.21681	.21534	.19969	.21009
#1	9.7093	.20403	.19921	.20100	.20052	10.187	.20046
#2	9.6776	.20375	.20120	.20038	.19991	10.158	.20105
Errors	LC Pass	LC Pass	LC Pass	LC Pass	LC Pass	LC Pass	LC Pass
High	11.500	.23000	.23000	.23000	.23000	11.500	.23000
Low	8.5000	.17000	.17000	.17000	.17000	8.5000	.17000

Elem	Co2286	Cr2677	Cu3247	Fe2714	K_7664	Mg2790	Mn2576
Units	ppm	ppm	ppm	ppm	ppm	ppm	ppm
Avge	.20379	.20231	.20787	9.8380	9.9915	10.089	.20140
SDev	.00068	.00041	.00036	.0155	.0513	.015	.00038
%RSD	.33287	.20295	.17497	.15772	.51310	.14606	.18646
#1	.20331	.20202	.20761	9.8270	9.9552	10.078	.20113
#2	.20427	.20260	.20813	9.8490	10.028	10.099	.20166
Errors	LC Pass	LC Pass	LC Pass	LC Pass	LC Pass	LC Pass	LC Pass
High	.23000	.23000	.23000	11.500	11.500	11.500	.23000
Low	.17000	.17000	.17000	8.5000	8.5000	8.5000	.17000

Elem	Mo2020	Na3302	Ni2316	2203/1	2203/2	PB2203	SE1960
Units	ppm	ppm	ppm	ppm	ppm	ppm	ppm
Avge	.20295	9.6653	.20188	.21049	.21157	.21121	.19920
SDev	.00085	.0788	.00060	.00265	.00003	.00090	.00088
%RSD	.42027	.81525	.29708	1.2575	.01583	.42788	.44183
#1	.20234	9.6096	.20146	.20862	.21155	.21057	.19858
#2	.20355	9.7210	.20231	.21236	.21160	.21185	.19982
Errors	LC Pass	LC Pass	LC Pass	NOCHECK	NOCHECK	LC Pass	LC Pass
High	.23000	11.500	.23000			.23000	.23000
Low	.17000	8.5000	.17000			.17000	.17000

Elem	Sb2068	1960/1	1960/2	Ti3372	Tl1908	V_2924	Zn2062
Units	ppm	ppm	ppm	ppm	ppm	ppm	ppm
Avge	.20897	.19797	.19982	.20547	.20130	.20482	H.25496
SDev	.00114	.00176	.00044	.00011	.00070	.00029	.00070
%RSD	.54624	.88947	.22008	.05413	.34648	.14293	.27420
#1	.20977	.19673	.19950	.20555	.20081	.20461	H.25446
#2	.20816	.19922	.20013	.20540	.20179	.20503	H.25545
Errors	LC Pass	NOCHECK	NOCHECK	LC Pass	LC Pass	LC Pass	LC High
High	.23000			.23000	.23000	.23000	.23000
Low	.17000			.17000	.17000	.17000	.17000

Elem	Sn1899	Ag3280

Units	ppm	ppm
Avge	.19930	.04884
SDev	.00505	.00039
%RSD	2.5347	.79318
#1	.19573	.04857
#2	.20287	.04912
Errors	LC Pass	LC Pass
High	.23000	.05750
Low	.17000	.04250

IntStd	1	2	3	4	5	6	7
Mode	Counts	NOTUSED	NOTUSED	NOTUSED	NOTUSED	NOTUSED	NOTUSED
Elem	Y	--	--	--	--	--	--
Wavlen	371.030	--	--	--	--	--	--
Avge	4033	--	--	--	--	--	--
SDev	2.227317	--	--	--	--	--	--
%RSD	.0552277	--	--	--	--	--	--
#1	4031	--	--	--	--	--	--
#2	4035	--	--	--	--	--	--

Analysis Report 10/28/09 11:20:02 AM

Method: TRACE2 Sample Name: RSJ1308-03 Operator: DAN
Run Time: 10/28/09 11:15:09
Comment:
Mode: CONC Corr. Factor: 1

Elem	Al3082	As1890	B_2496	Ba4934	Be3130	Ca3179	Cd2265
Units	ppm	ppm	ppm	ppm	ppm	ppm	ppm
Avge	.03460	.00065	.02663	.16538	.00014	142.37	.00019
SDev	.00350	.00085	.00128	.00050	.00001	.34	.00017
%RSD	10.110	130.34	4.8196	.30458	5.1787	.23950	91.219
#1	.03708	.00125	.02754	.16574	.00014	142.61	.00031
#2	.03213	.00005	.02572	.16502	.00013	142.13	.00007
Errors	LC Pass	LC Pass	LC Pass	LC Pass	LC Pass	LC Pass	LC Pass
High	500.00	20.000	50.000	10.000	5.0000	600.00	30.000
Low	-.04000	-.00500	-.00800	-.00300	-.00300	-.05000	-.00150

Elem	Co2286	Cr2677	Cu3247	Fe2714	K_7664	Mg2790	Mn2576
Units	ppm	ppm	ppm	ppm	ppm	ppm	ppm
Avge	.00037	.00057	.00086	.00780	1.2404	87.699	.00586
SDev	.00029	.00007	.00030	.00126	.0079	.263	.00001
%RSD	78.868	12.840	34.780	16.147	.63319	.29997	.19896
#1	.00058	.00052	.00065	.00691	1.2460	87.885	.00587
#2	.00016	.00062	.00107	.00870	1.2349	87.513	.00585
Errors	LC Pass	LC Pass	LC Pass	LC Pass	LC Pass	LC Pass	LC Pass
High	40.000	40.000	25.000	500.00	400.00	400.00	20.000
Low	-.00300	-.00300	-.00400	-.04000	-.50000	-.04000	-.00300

Elem	Mo2020	Na3302	Ni2316	2203/1	2203/2	PB2203	SE1960
Units	ppm	ppm	ppm	ppm	ppm	ppm	ppm
Avge	-.00003	42.093	.00095	.00166	.00031	.00076	-.00088
SDev	.00055	.297	.00003	.00257	.00006	.00089	.00402
%RSD	1663.8	.70635	3.1435	154.15	19.144	117.30	454.86
#1	.00035	42.304	.00093	-.00015	.00027	.00013	-.00373
#2	-.00042	41.883	.00097	.00348	.00035	.00139	.00196
Errors	LC Pass	LC Pass	LC Pass	NOCHECK	NOCHECK	LC Pass	LC Pass
High	10.000	600.00	25.000			60.000	40.000
Low	-.00500	-.50000	-.00300			-.00400	-.01000

Elem	Sb2068	1960/1	1960/2	Ti3372	Tl1908	V_2924	Zn2062
Units	ppm	ppm	ppm	ppm	ppm	ppm	ppm
Avge	.00128	.00262	-.00264	.00037	.00096	.00050	.00119
SDev	.00250	.00472	.00367	.00002	.00326	.00000	.00020
%RSD	195.17	180.11	139.17	4.7283	340.86	.08876	16.990
#1	.00305	-.00072	-.00523	.00038	.00326	.00050	.00105
#2	-.00049	.00596	-.00004	.00036	-.00135	.00050	.00133
Errors	LC Pass	NOCHECK	NOCHECK	LC Pass	LC Pass	LC Pass	LC Pass
High	50.000			10.000	40.000	50.000	10.000
Low	-.01000			-.00200	-.01000	-.00300	-.00300

Elem	Sn1899	Ag3280

Units	ppm	ppm
Avge	.00165	.00034
SDev	.00072	.00024
%RSD	43.670	70.233
#1	.00216	.00051
#2	.00114	.00017
Errors	LC Pass	LC Pass
High	5.0000	2.0000
Low	-.01000	-.00400

IntStd	1	2	3	4	5	6	7
Mode	Counts	NOTUSED	NOTUSED	NOTUSED	NOTUSED	NOTUSED	NOTUSED
Elem	Y	--	--	--	--	--	--
Wavlen	371.030	--	--	--	--	--	--
Avge	3945	--	--	--	--	--	--
SDev	.0529985	--	--	--	--	--	--
%RSD	.0013434	--	--	--	--	--	--
#1	3945	--	--	--	--	--	--
#2	3945	--	--	--	--	--	--

Analysis Report 10/28/09 11:24:58 AM

Method: TRACE2 Sample Name: SEQ-SRD@5 Operator: DAN
Run Time: 10/28/09 11:20:05
Comment:
Mode: CONC Corr. Factor: 1

Elem	Al3082	As1890	B_2496	Ba4934	Be3130	Ca3179	Cd2265
Units	ppm	ppm	ppm	ppm	ppm	ppm	ppm
Avge	.00897	-.00028	.00679	.03210	.00002	27.844	.00007
SDev	.00127	.00064	.00001	.00004	.00004	.068	.00021
%RSD	14.157	227.11	.19174	.11634	208.19	.24387	287.29
#1	.00987	-.00073	.00680	.03208	.00005	27.892	.00022
#2	.00807	.00017	.00678	.03213	-.00001	27.796	-.00007
Errors	LC Pass	LC Pass	LC Pass	LC Pass	LC Pass	LC Pass	LC Pass
High	500.00	20.000	50.000	10.000	5.0000	600.00	30.000
Low	-.04000	-.00500	-.00800	-.00300	-.00300	-.05000	-.00150

Elem	Co2286	Cr2677	Cu3247	Fe2714	K_7664	Mg2790	Mn2576
Units	ppm	ppm	ppm	ppm	ppm	ppm	ppm
Avge	.00038	.00041	.00062	.00744	.23212	17.015	.00118
SDev	.00009	.00025	.00029	.00415	.01679	.029	.00010
%RSD	22.842	60.510	46.642	55.726	7.2320	.17312	8.0067
#1	.00045	.00023	.00042	.01038	.24399	17.035	.00125
#2	.00032	.00058	.00083	.00451	.22025	16.994	.00112
Errors	LC Pass	LC Pass	LC Pass	LC Pass	LC Pass	LC Pass	LC Pass
High	40.000	40.000	25.000	500.00	400.00	400.00	20.000
Low	-.00300	-.00300	-.00400	-.04000	-.50000	-.04000	-.00300

Elem	Mo2020	Na3302	Ni2316	2203/1	2203/2	PB2203	SE1960
Units	ppm	ppm	ppm	ppm	ppm	ppm	ppm
Avge	-.00003	8.1231	.00082	-.00119	.00125	.00044	.00010
SDev	.00010	.0443	.00023	.00259	.00176	.00031	.00436
%RSD	313.20	.54508	27.574	218.59	140.75	70.349	4471.5
#1	-.00011	8.1544	.00098	-.00302	.00249	.00065	-.00299
#2	.00004	8.0918	.00066	.00065	.00001	.00022	.00318
Errors	LC Pass	LC Pass	LC Pass	NOCHECK	NOCHECK	LC Pass	LC Pass
High	10.000	600.00	25.000			60.000	40.000
Low	-.00500	-.50000	-.00300			-.00400	-.01000

Elem	Sb2068	1960/1	1960/2	Ti3372	Tl1908	V_2924	Zn2062
Units	ppm	ppm	ppm	ppm	ppm	ppm	ppm
Avge	-.00052	-.00572	.00301	.00009	-.00170	.00083	.00070
SDev	.00262	.01381	.00036	.00013	.00191	.00059	.00005
%RSD	501.20	241.42	11.984	143.14	112.33	70.464	6.5150
#1	-.00237	-.01548	.00326	-.00000	-.00035	.00124	.00067
#2	.00133	.00404	.00275	.00019	-.00304	.00042	.00074
Errors	LC Pass	NOCHECK	NOCHECK	LC Pass	LC Pass	LC Pass	LC Pass
High	50.000			10.000	40.000	50.000	10.000
Low	-.01000			-.00200	-.01000	-.00300	-.00300

Elem	Sn1899	Ag3280

Units	ppm	ppm
Avge	.00032	-.00007
SDev	.00119	.00021
%RSD	370.98	326.63
#1	-.00052	-.00022
#2	.00116	.00009
Errors	LC Pass	LC Pass
High	5.0000	2.0000
Low	-.01000	-.00400

IntStd	1	2	3	4	5	6	7
Mode	Counts	NOTUSED	NOTUSED	NOTUSED	NOTUSED	NOTUSED	NOTUSED
Elem	Y	--	--	--	--	--	--
Wavlen	371.030	--	--	--	--	--	--
Avge	4000	--	--	--	--	--	--
SDev	9.917104	--	--	--	--	--	--
%RSD	.2478989	--	--	--	--	--	--
#1	3993	--	--	--	--	--	--
#2	4007	--	--	--	--	--	--

Analysis Report 10/28/09 11:29:54 AM

Method: TRACE2 Sample Name: 9J26064-PS1 Operator: DAN
Run Time: 10/28/09 11:25:01
Comment:
Mode: CONC Corr. Factor: 1

Elem	Al3082	As1890	B_2496	Ba4934	Be3130	Ca3179	Cd2265
Units	ppm	ppm	ppm	ppm	ppm	ppm	ppm
Avge	10.315	.21017	.23022	.36446	.20316	147.52	.20020
SDev	.051	.00528	.00222	.00130	.00051	.49	.00022
%RSD	.49801	2.5098	.96657	.35735	.25189	.33038	.10861
#1	10.279	.20644	.23180	.36354	.20280	147.17	.20005
#2	10.351	.21390	.22865	.36538	.20352	147.86	.20036
Errors	LC Pass	LC Pass	LC Pass	LC Pass	LC Pass	LC Pass	LC Pass
High	500.00	20.000	50.000	10.000	5.0000	600.00	30.000
Low	-.04000	-.00500	-.00800	-.00300	-.00300	-.05000	-.00150

Elem	Co2286	Cr2677	Cu3247	Fe2714	K_7664	Mg2790	Mn2576
Units	ppm	ppm	ppm	ppm	ppm	ppm	ppm
Avge	.20426	.20457	.20625	9.9330	12.082	95.128	.21003
SDev	.00059	.00016	.00024	.0053	.027	.269	.00030
%RSD	.28622	.07779	.11596	.05379	.22420	.28326	.14445
#1	.20385	.20469	.20642	9.9367	12.063	94.937	.20981
#2	.20467	.20446	.20608	9.9292	12.101	95.318	.21024
Errors	LC Pass	LC Pass	LC Pass	LC Pass	LC Pass	LC Pass	LC Pass
High	40.000	40.000	25.000	500.00	400.00	400.00	20.000
Low	-.00300	-.00300	-.00400	-.04000	-.50000	-.04000	-.00300

Elem	Mo2020	Na3302	Ni2316	2203/1	2203/2	PB2203	SE1960
Units	ppm	ppm	ppm	ppm	ppm	ppm	ppm
Avge	.20871	50.897	.19846	.20059	.20494	.20349	.20584
SDev	.00096	.268	.00011	.00289	.00286	.00095	.00169
%RSD	.45950	.52610	.05596	1.4389	1.3955	.46509	.81983
#1	.20804	50.708	.19854	.19855	.20696	.20416	.20704
#2	.20939	51.087	.19839	.20263	.20292	.20282	.20465
Errors	LC Pass	LC Pass	LC Pass	NOCHECK	NOCHECK	LC Pass	LC Pass
High	10.000	600.00	25.000			60.000	40.000
Low	-.00500	-.50000	-.00300			-.00400	-.01000

Elem	Sb2068	1960/1	1960/2	Ti3372	Tl1908	V_2924	Zn2062
Units	ppm	ppm	ppm	ppm	ppm	ppm	ppm
Avge	.21304	.20359	.20697	.20935	.20328	.21060	.20032
SDev	.00004	.00026	.00266	.00097	.00220	.00077	.00055
%RSD	.02085	.12840	1.2862	.46488	1.0839	.36795	.27374
#1	.21307	.20341	.20885	.20866	.20484	.21005	.19994
#2	.21300	.20378	.20509	.21004	.20172	.21115	.20071
Errors	LC Pass	NOCHECK	NOCHECK	LC Pass	LC Pass	LC Pass	LC Pass
High	50.000			10.000	40.000	50.000	10.000
Low	-.01000			-.00200	-.01000	-.00300	-.00300

Elem	Sn1899	Ag3280

Units	ppm	ppm
Avge	.12441	.04652
SDev	.00037	.00040
%RSD	.29572	.85591
#1	.12415	.04624
#2	.12467	.04680
Errors	LC Pass	LC Pass
High	5.0000	2.0000
Low	-.01000	-.00400

IntStd	1	2	3	4	5	6	7
Mode	Counts	NOTUSED	NOTUSED	NOTUSED	NOTUSED	NOTUSED	NOTUSED
Elem	Y	--	--	--	--	--	--
Wavlen	371.030	--	--	--	--	--	--
Avge	3949	--	--	--	--	--	--
SDev	2.121320	--	--	--	--	--	--
%RSD	.0537183	--	--	--	--	--	--
#1	3947	--	--	--	--	--	--
#2	3950	--	--	--	--	--	--

Analysis Report 10/28/09 11:34:50 AM

Method: TRACE2 Sample Name: 9J26064-MS1 Operator: DAN
Run Time: 10/28/09 11:29:57
Comment:
Mode: CONC Corr. Factor: 1

Elem	Al3082	As1890	B_2496	Ba4934	Be3130	Ca3179	Cd2265
Units	ppm	ppm	ppm	ppm	ppm	ppm	ppm
Avge	10.013	.20872	.23027	.37454	.20232	154.64	.20008
SDev	.013	.00008	.00038	.00052	.00014	.16	.00030
%RSD	.12638	.03834	.16600	.13756	.06986	.10380	.15017
#1	10.004	.20866	.23000	.37418	.20222	154.53	.20030
#2	10.022	.20878	.23054	.37491	.20242	154.76	.19987
Errors	LC Pass	LC Pass	LC Pass	LC Pass	LC Pass	LC Pass	LC Pass
High	500.00	20.000	50.000	10.000	5.0000	600.00	30.000
Low	-.04000	-.00500	-.00800	-.00300	-.00300	-.05000	-.00150

Elem	Co2286	Cr2677	Cu3247	Fe2714	K_7664	Mg2790	Mn2576
Units	ppm	ppm	ppm	ppm	ppm	ppm	ppm
Avge	.20358	.20369	.20438	9.8992	12.024	100.13	.20981
SDev	.00010	.00015	.00053	.0200	.048	.31	.00018
%RSD	.04982	.07245	.25838	.20193	.40259	.31136	.08814
#1	.20365	.20359	.20401	9.9133	12.058	100.35	.20994
#2	.20351	.20379	.20475	9.8851	11.990	99.913	.20968
Errors	LC Pass	LC Pass	LC Pass	LC Pass	LC Pass	LC Pass	LC Pass
High	40.000	40.000	25.000	500.00	400.00	400.00	20.000
Low	-.00300	-.00300	-.00400	-.04000	-.50000	-.04000	-.00300

Elem	Mo2020	Na3302	Ni2316	2203/1	2203/2	PB2203	SE1960
Units	ppm	ppm	ppm	ppm	ppm	ppm	ppm
Avge	.20898	53.080	.19835	.20456	.20218	.20297	.20209
SDev	.00210	.068	.00092	.00426	.00287	.00049	.00106
%RSD	1.0040	.12883	.46339	2.0847	1.4192	.24324	.52560
#1	.21046	53.031	.19770	.20758	.20015	.20262	.20134
#2	.20749	53.128	.19900	.20154	.20420	.20332	.20284
Errors	LC Pass	LC Pass	LC Pass	NOCHECK	NOCHECK	LC Pass	LC Pass
High	10.000	600.00	25.000			60.000	40.000
Low	-.00500	-.50000	-.00300			-.00400	-.01000

Elem	Sb2068	1960/1	1960/2	Ti3372	Tl1908	V_2924	Zn2062
Units	ppm	ppm	ppm	ppm	ppm	ppm	ppm
Avge	.21543	.20867	.19880	.20853	.20182	.20979	.20038
SDev	.00245	.00153	.00236	.00060	.00052	.00041	.00013
%RSD	1.1387	.73481	1.1871	.28536	.25714	.19350	.06499
#1	.21717	.20976	.19713	.20895	.20146	.21008	.20047
#2	.21370	.20759	.20047	.20811	.20219	.20951	.20029
Errors	LC Pass	NOCHECK	NOCHECK	LC Pass	LC Pass	LC Pass	LC Pass
High	50.000			10.000	40.000	50.000	10.000
Low	-.01000			-.00200	-.01000	-.00300	-.00300

Elem	Sn1899	Ag3280

Units	ppm	ppm
Avge	.20229	.05120
SDev	.00097	.00098
%RSD	.47695	1.9248
#1	.20161	.05190
#2	.20297	.05050
Errors	LC Pass	LC Pass
High	5.0000	2.0000
Low	-.01000	-.00400

IntStd	1	2	3	4	5	6	7
Mode	Counts	NOTUSED	NOTUSED	NOTUSED	NOTUSED	NOTUSED	NOTUSED
Elem	Y	--	--	--	--	--	--
Wavlen	371.030	--	--	--	--	--	--
Avge	3956	--	--	--	--	--	--
SDev	2.386485	--	--	--	--	--	--
%RSD	.0603213	--	--	--	--	--	--
#1	3958	--	--	--	--	--	--
#2	3955	--	--	--	--	--	--

Analysis Report 10/28/09 11:39:46 AM

Method: TRACE2 Sample Name: 9J26064-MSD1 Operator: DAN
Run Time: 10/28/09 11:34:53
Comment:
Mode: CONC Corr. Factor: 1

Elem	Al3082	As1890	B_2496	Ba4934	Be3130	Ca3179	Cd2265
Units	ppm	ppm	ppm	ppm	ppm	ppm	ppm
Avge	9.7322	.20710	.22533	.36267	.19980	148.37	.19655
SDev	.2248	.00444	.00627	.00805	.00462	3.54	.00497
%RSD	2.3101	2.1457	2.7842	2.2189	2.3112	2.3849	2.5291
#1	9.8911	.21024	.22976	.36836	.20306	150.88	.20006
#2	9.5732	.20395	.22089	.35698	.19653	145.87	.19303
Errors	LC Pass	LC Pass	LC Pass	LC Pass	LC Pass	LC Pass	LC Pass
High	500.00	20.000	50.000	10.000	5.0000	600.00	30.000
Low	-.04000	-.00500	-.00800	-.00300	-.00300	-.05000	-.00150

Elem	Co2286	Cr2677	Cu3247	Fe2714	K_7664	Mg2790	Mn2576
Units	ppm	ppm	ppm	ppm	ppm	ppm	ppm
Avge	.19935	.19979	.20197	9.7469	11.651	95.127	.20642
SDev	.00474	.00535	.00463	.2571	.281	2.452	.00504
%RSD	2.3784	2.6785	2.2914	2.6376	2.4151	2.5773	2.4427
#1	.20270	.20358	.20525	9.9286	11.850	96.860	.20998
#2	.19600	.19601	.19870	9.5651	11.452	93.393	.20285
Errors	LC Pass	LC Pass	LC Pass	LC Pass	LC Pass	LC Pass	LC Pass
High	40.000	40.000	25.000	500.00	400.00	400.00	20.000
Low	-.00300	-.00300	-.00400	-.04000	-.50000	-.04000	-.00300

Elem	Mo2020	Na3302	Ni2316	2203/1	2203/2	PB2203	SE1960
Units	ppm	ppm	ppm	ppm	ppm	ppm	ppm
Avge	.20292	50.889	.19619	.20076	.19751	.19859	.20310
SDev	.00628	1.377	.00509	.00501	.00184	.00289	.00488
%RSD	3.0929	2.7055	2.5949	2.4944	.92915	1.4561	2.4051
#1	.20736	51.862	.19979	.20430	.19881	.20064	.20656
#2	.19848	49.915	.19259	.19722	.19622	.19655	.19965
Errors	LC Pass	LC Pass	LC Pass	NOCHECK	NOCHECK	LC Pass	LC Pass
High	10.000	600.00	25.000			60.000	40.000
Low	-.00500	-.50000	-.00300			-.00400	-.01000

Elem	Sb2068	1960/1	1960/2	Ti3372	Tl1908	V_2924	Zn2062
Units	ppm	ppm	ppm	ppm	ppm	ppm	ppm
Avge	.20877	.20720	.20106	.20493	.20249	.20433	.19629
SDev	.00691	.01150	.00158	.00484	.00792	.00502	.00474
%RSD	3.3118	5.5525	.78342	2.3612	3.9133	2.4593	2.4132
#1	.21366	.21533	.20218	.20835	.20809	.20788	.19963
#2	.20388	.19906	.19995	.20151	.19689	.20078	.19294
Errors	LC Pass	NOCHECK	NOCHECK	LC Pass	LC Pass	LC Pass	LC Pass
High	50.000			10.000	40.000	50.000	10.000
Low	-.01000			-.00200	-.01000	-.00300	-.00300

Elem	Sn1899	Ag3280

Units	ppm	ppm
Avge	.19933	.04999
SDev	.00614	.00208
%RSD	3.0806	4.1521
#1	.20367	.05146
#2	.19498	.04853
Errors	LC Pass	LC Pass
High	5.0000	2.0000
Low	-.01000	-.00400

IntStd	1	2	3	4	5	6	7
Mode	Counts	NOTUSED	NOTUSED	NOTUSED	NOTUSED	NOTUSED	NOTUSED
Elem	Y	--	--	--	--	--	--
Wavlen	371.030	--	--	--	--	--	--
Avge	4001	--	--	--	--	--	--
SDev	87.02713	--	--	--	--	--	--
%RSD	2.175182	--	--	--	--	--	--
#1	3939	--	--	--	--	--	--
#2	4062	--	--	--	--	--	--

Analysis Report 10/28/09 11:44:42 AM

Method: TRACE2 Sample Name: RSJ1320-01 Operator: DAN
Run Time: 10/28/09 11:39:49
Comment:
Mode: CONC Corr. Factor: 1

Elem	Al3082	As1890	B_2496	Ba4934	Be3130	Ca3179	Cd2265
Units	ppm	ppm	ppm	ppm	ppm	ppm	ppm
Avge	1.1359	.04058	H102.39	1.8948	.00075	178.26	.00070
SDev	.0090	.00112	.08	.0095	.00005	.66	.00001
%RSD	.79056	2.7536	.07747	.50184	6.8016	.36980	1.8347
#1	1.1423	.04137	H102.44	1.9015	.00079	178.73	.00069
#2	1.1296	.03979	H102.33	1.8880	.00071	177.80	.00071
Errors	LC Pass	LC Pass	LC High	LC Pass	LC Pass	LC Pass	LC Pass
High	500.00	20.000	50.000	10.000	5.0000	600.00	30.000
Low	-.04000	-.00500	-.00800	-.00300	-.00300	-.05000	-.00150

Elem	Co2286	Cr2677	Cu3247	Fe2714	K_7664	Mg2790	Mn2576
Units	ppm	ppm	ppm	ppm	ppm	ppm	ppm
Avge	.02471	.19001	.09328	14.636	H442.00	47.310	.36650
SDev	.00044	.00026	.00034	.002	2.50	.173	.00044
%RSD	1.7727	.13401	.36525	.01527	.56582	.36463	.12045
#1	.02502	.18983	.09352	14.638	H440.23	47.188	.36619
#2	.02440	.19019	.09304	14.635	H443.77	47.432	.36681
Errors	LC Pass	LC Pass	LC Pass	LC Pass	LC High	LC Pass	LC Pass
High	40.000	40.000	25.000	500.00	400.00	400.00	20.000
Low	-.00300	-.00300	-.00400	-.04000	-.50000	-.04000	-.00300

Elem	Mo2020	Na3302	Ni2316	2203/1	2203/2	PB2203	SE1960
Units	ppm	ppm	ppm	ppm	ppm	ppm	ppm
Avge	.01856	H2922.3	.18218	.00875	.00418	.00570	-.00331
SDev	.00019	4.0	.00066	.00132	.00142	.00051	.00186
%RSD	1.0415	.13649	.36039	15.121	34.013	8.9080	56.243
#1	.01870	H2925.1	.18265	.00969	.00318	.00534	-.00199
#2	.01843	H2919.5	.18172	.00782	.00519	.00606	-.00463
Errors	LC Pass	LC High	LC Pass	NOCHECK	NOCHECK	LC Pass	LC Pass
High	10.000	600.00	25.000			60.000	40.000
Low	-.00500	-.50000	-.00300			-.00400	-.01000

Elem	Sb2068	1960/1	1960/2	Ti3372	Tl1908	V_2924	Zn2062
Units	ppm	ppm	ppm	ppm	ppm	ppm	ppm
Avge	.01105	-.00070	-.00461	.34132	-.00274	.03911	.19439
SDev	.00001	.00021	.00290	.00117	.00129	.00045	.00036
%RSD	.09782	29.204	62.758	.34295	47.052	1.1548	.18508
#1	.01106	-.00085	-.00257	.34215	-.00366	.03943	.19413
#2	.01105	-.00056	-.00666	.34050	-.00183	.03879	.19464
Errors	LC Pass	NOCHECK	NOCHECK	LC Pass	LC Pass	LC Pass	LC Pass
High	50.000			10.000	40.000	50.000	10.000
Low	-.01000			-.00200	-.01000	-.00300	-.00300

Elem	Sn1899	Ag3280

Units	ppm	ppm
Avge	.04003	.00303
SDev	.00019	.00101
%RSD	.48070	33.358
#1	.03990	.00374
#2	.04017	.00231
Errors	LC Pass	LC Pass
High	5.0000	2.0000
Low	-.01000	-.00400

IntStd	1	2	3	4	5	6	7
Mode	Counts	NOTUSED	NOTUSED	NOTUSED	NOTUSED	NOTUSED	NOTUSED
Elem	Y	--	--	--	--	--	--
Wavlen	371.030	--	--	--	--	--	--
Avge	3398	--	--	--	--	--	--
SDev	14.42508	--	--	--	--	--	--
%RSD	.4245793	--	--	--	--	--	--
#1	3408	--	--	--	--	--	--
#2	3387	--	--	--	--	--	--

Analysis Report 10/28/09 11:49:38 AM

Method: TRACE2 Sample Name: RSJ1320-02 Operator: DAN
Run Time: 10/28/09 11:44:45
Comment:
Mode: CONC Corr. Factor: 1

Elem	Al3082	As1890	B_2496	Ba4934	Be3130	Ca3179	Cd2265
Units	ppm	ppm	ppm	ppm	ppm	ppm	ppm
Avge	1.4411	.00891	17.514	.20439	.00016	203.06	.00008
SDev	.0000	.00042	.025	.00009	.00000	.30	.00003
%RSD	.00056	4.7536	.14039	.04258	2.4930	.14582	43.477
#1	1.4410	.00861	17.531	.20445	.00016	202.85	.00010
#2	1.4411	.00920	17.496	.20433	.00016	203.27	.00005
Errors	LC Pass	LC Pass	LC Pass	LC Pass	LC Pass	LC Pass	LC Pass
High	500.00	20.000	50.000	10.000	5.0000	600.00	30.000
Low	-.04000	-.00500	-.00800	-.00300	-.00300	-.05000	-.00150

Elem	Co2286	Cr2677	Cu3247	Fe2714	K_7664	Mg2790	Mn2576
Units	ppm	ppm	ppm	ppm	ppm	ppm	ppm
Avge	.00697	.03043	.34226	14.739	47.472	60.943	.16009
SDev	.00028	.00010	.00030	.007	.031	.033	.00007
%RSD	3.9615	.31766	.08710	.04894	.06510	.05338	.04567
#1	.00677	.03050	.34205	14.744	47.493	60.920	.16014
#2	.00716	.03036	.34247	14.734	47.450	60.966	.16004
Errors	LC Pass	LC Pass	LC Pass	LC Pass	LC Pass	LC Pass	LC Pass
High	40.000	40.000	25.000	500.00	400.00	400.00	20.000
Low	-.00300	-.00300	-.00400	-.04000	-.50000	-.04000	-.00300

Elem	Mo2020	Na3302	Ni2316	2203/1	2203/2	PB2203	SE1960
Units	ppm	ppm	ppm	ppm	ppm	ppm	ppm
Avge	.01394	H954.39	.09770	.00520	.00710	.00646	-.00054
SDev	.00026	1.01	.00063	.00060	.00126	.00064	.00463
%RSD	1.8568	.10599	.64824	11.565	17.741	9.8918	861.29
#1	.01412	H953.67	.09725	.00562	.00621	.00601	-.00381
#2	.01376	H955.10	.09814	.00477	.00799	.00692	.00274
Errors	LC Pass	LC High	LC Pass	NOCHECK	NOCHECK	LC Pass	LC Pass
High	10.000	600.00	25.000			60.000	40.000
Low	-.00500	-.50000	-.00300			-.00400	-.01000

Elem	Sb2068	1960/1	1960/2	Ti3372	Tl1908	V_2924	Zn2062
Units	ppm	ppm	ppm	ppm	ppm	ppm	ppm
Avge	.00151	-.00007	-.00077	.17063	-.00212	.01265	.26426
SDev	.00033	.00013	.00701	.00189	.00024	.00055	.00010
%RSD	21.694	177.12	909.75	1.1063	11.388	4.3518	.03601
#1	.00174	.00002	-.00572	.16929	-.00229	.01227	.26419
#2	.00128	-.00016	.00418	.17196	-.00195	.01304	.26432
Errors	LC Pass	NOCHECK	NOCHECK	LC Pass	LC Pass	LC Pass	LC Pass
High	50.000			10.000	40.000	50.000	10.000
Low	-.01000			-.00200	-.01000	-.00300	-.00300

Elem	Sn1899	Ag3280

Units	ppm	ppm
Avge	.01155	.00031
SDev	.00097	.00015
%RSD	8.3824	49.889
#1	.01087	.00041
#2	.01224	.00020
Errors	LC Pass	LC Pass
High	5.0000	2.0000
Low	-.01000	-.00400

IntStd	1	2	3	4	5	6	7
Mode	Counts	NOTUSED	NOTUSED	NOTUSED	NOTUSED	NOTUSED	NOTUSED
Elem	Y	--	--	--	--	--	--
Wavlen	371.030	--	--	--	--	--	--
Avge	3846	--	--	--	--	--	--
SDev	1.378824	--	--	--	--	--	--
%RSD	.0358467	--	--	--	--	--	--
#1	3847	--	--	--	--	--	--
#2	3845	--	--	--	--	--	--

Analysis Report QC Standard 10/28/09 11:57:32 AM

Method: TRACE2 Sample Name: SEQ-CCV Operator: DAN
Run Time: 10/28/09 11:52:39
Comment:
Mode: CONC Corr. Factor: 1

Elem	Al3082	As1890	B_2496	Ba4934	Be3130	Ca3179	Cd2265
Units	ppm	ppm	ppm	ppm	ppm	ppm	ppm
Avge	24.815	.49935	Q.55001	.49928	.49271	24.654	.48748
SDev	.073	.00732	.00813	.00240	.00235	.110	.00149
%RSD	.29420	1.4669	1.4789	.48158	.47770	.44742	.30479
#1	24.866	.50453	Q.55576	.50098	.49438	24.732	.48853
#2	24.763	.49417	.54425	.49758	.49105	24.576	.48643
Errors	QC Pass	QC Pass	QC Fail	QC Pass	QC Pass	QC Pass	QC Pass
Value	25.000	.50000	.50000	.50000	.50000	25.000	.50000
Range	10.000	10.000	10.000	10.000	10.000	10.000	10.000

Elem	Co2286	Cr2677	Cu3247	Fe2714	K_7664	Mg2790	Mn2576
Units	ppm	ppm	ppm	ppm	ppm	ppm	ppm
Avge	.49945	.49993	.50010	24.639	25.120	24.570	.50442
SDev	.00104	.00084	.00155	.066	.055	.060	.00081
%RSD	.20837	.16875	.31021	.26834	.21839	.24334	.16066
#1	.50018	.50052	.50120	24.686	25.158	24.613	.50499
#2	.49871	.49933	.49900	24.592	25.081	24.528	.50384
Errors	QC Pass	QC Pass	QC Pass	QC Pass	QC Pass	QC Pass	QC Pass
Value	.50000	.50000	.50000	25.000	25.000	25.000	.50000
Range	10.000	10.000	10.000	10.000	10.000	10.000	10.000

Elem	Mo2020	Na3302	Ni2316	2203/1	2203/2	PB2203	SE1960
Units	ppm	ppm	ppm	ppm	ppm	ppm	ppm
Avge	.49707	25.192	.49267	.50178	.50102	.50128	.50749
SDev	.00008	.240	.00257	.00143	.00065	.00004	.00159
%RSD	.01673	.95357	.52111	.28530	.13015	.00833	.31385
#1	.49702	25.361	.49449	.50077	.50148	.50125	.50636
#2	.49713	25.022	.49086	.50280	.50056	.50131	.50862
Errors	QC Pass	QC Pass	QC Pass	NOCHECK	NOCHECK	QC Pass	QC Pass
Value	.50000	25.000	.50000			.50000	.50000
Range	10.000	10.000	10.000			10.000	10.000

Elem	Sb2068	1960/1	1960/2	Ti3372	Tl1908	V_2924	Zn2062
Units	ppm	ppm	ppm	ppm	ppm	ppm	ppm
Avge	.51402	.50639	.50804	.50678	.50438	.50335	.49879
SDev	.00052	.00111	.00294	.00217	.00512	.00146	.00203
%RSD	.10105	.21865	.57925	.42790	1.0152	.28978	.40746
#1	.51438	.50718	.50596	.50831	.50800	.50438	.50023
#2	.51365	.50561	.51012	.50524	.50076	.50232	.49735
Errors	QC Pass	NOCHECK	NOCHECK	QC Pass	QC Pass	QC Pass	QC Pass
Value	.50000			.50000	.50000	.50000	.50000
Range	10.000			10.000	10.000	10.000	10.000

Elem	Sn1899	Ag3280

Units	ppm	ppm
Avge	.50561	.48929
SDev	.00143	.00076
%RSD	.28231	.15581
#1	.50460	.48982
#2	.50662	.48875
Errors	QC Pass	QC Pass
Value	.50000	.50000
Range	10.000	10.000

IntStd	1	2	3	4	5	6	7
Mode	Counts	NOTUSED	NOTUSED	NOTUSED	NOTUSED	NOTUSED	NOTUSED
Elem	Y	--	--	--	--	--	--
Wavlen	371.030	--	--	--	--	--	--
Avge	4021	--	--	--	--	--	--
SDev	2.386485	--	--	--	--	--	--
%RSD	.0593459	--	--	--	--	--	--
#1	4020	--	--	--	--	--	--
#2	4023	--	--	--	--	--	--

Analysis Report Blank Sample 10/28/09 12:02:28 PM

Method: TRACE2 Sample Name: SEQ-CCB Operator: DAN
Run Time: 10/28/09 11:57:35
Comment:
Mode: CONC Corr. Factor: 1

Elem	Al3082	As1890	B_2496	Ba4934	Be3130	Ca3179	Cd2265
Units	ppm	ppm	ppm	ppm	ppm	ppm	ppm
Avge	.01673	.00051	H.04284	.00042	.00001	.05720	.00017
SDev	.00074	.00158	.00269	.00011	.00001	.00590	.00022
%RSD	4.4282	308.66	6.2784	24.637	95.421	10.313	127.95
#1	.01621	.00163	H.04474	.00035	.00002	.06137	.00033
#2	.01725	-.00060	H.04094	.00050	.00000	.05303	.00002
Errors	LC Pass	LC Pass	LC High	LC Pass	LC Pass	LC Pass	LC Pass
High	.20000	.01000	.02000	.00200	.00200	.50000	.00100
Low	-.04000	-.00500	-.00500	-.00300	-.00300	-.04000	-.00200

Elem	Co2286	Cr2677	Cu3247	Fe2714	K_7664	Mg2790	Mn2576
Units	ppm	ppm	ppm	ppm	ppm	ppm	ppm
Avge	.00013	.00039	-.00008	.00916	.04031	.02977	.00007
SDev	.00011	.00012	.00044	.00495	.00027	.00104	.00002
%RSD	85.227	30.360	531.45	54.044	.66513	3.4930	33.840
#1	.00005	.00047	-.00039	.00566	.04012	.02903	.00005
#2	.00020	.00031	.00023	.01267	.04050	.03050	.00008
Errors	LC Pass	LC Pass	LC Pass	LC Pass	LC Pass	LC Pass	LC Pass
High	.00400	.00400	.01000	.05000	.50000	.20000	.00300
Low	-.00300	-.00300	-.00400	-.04000	-.50000	-.04000	-.00300

Elem	Mo2020	Na3302	Ni2316	2203/1	2203/2	PB2203	SE1960
Units	ppm	ppm	ppm	ppm	ppm	ppm	ppm
Avge	-.00069	.91460	.00013	.00026	.00061	.00049	-.00071
SDev	.00057	.09721	.00034	.00286	.00216	.00049	.00195
%RSD	82.201	10.628	261.26	1102.0	355.71	99.076	273.22
#1	-.00029	.84587	-.00011	-.00176	.00213	.00084	.00066
#2	-.00109	.98334	.00038	.00228	-.00092	.00015	-.00209
Errors	LC Pass	LC Pass	LC Pass	NOCHECK	NOCHECK	LC Pass	LC Pass
High	.01000	1.0000	.01000			.00500	.01500
Low	-.00300	-.50000	-.00300			-.00300	-.01000

Elem	Sb2068	1960/1	1960/2	Ti3372	Tl1908	V_2924	Zn2062
Units	ppm	ppm	ppm	ppm	ppm	ppm	ppm
Avge	-.00027	.00437	-.00325	.00026	.00066	.00050	.00038
SDev	.00259	.00049	.00316	.00026	.00261	.00058	.00020
%RSD	945.44	11.308	97.343	100.45	397.48	116.87	51.958
#1	.00156	.00402	-.00101	.00008	-.00119	.00091	.00052
#2	-.00210	.00472	-.00549	.00045	.00250	.00009	.00024
Errors	LC Pass	NOCHECK	NOCHECK	LC Pass	LC Pass	LC Pass	LC Pass
High	.02000			.00500	.02000	.00500	.01000
Low	-.01000			-.00200	-.01000	-.00300	-.00300

Elem	Sn1899	Ag3280

Units	ppm	ppm
Avge	-.00055	-.00038
SDev	.00096	.00045
%RSD	175.27	119.37
#1	.00013	-.00006
#2	-.00122	-.00069
Errors	LC Pass	LC Pass
High	.01000	.00300
Low	-.00500	-.00300

IntStd	1	2	3	4	5	6	7
Mode	Counts	NOTUSED	NOTUSED	NOTUSED	NOTUSED	NOTUSED	NOTUSED
Elem	Y	--	--	--	--	--	--
Wavlen	371.030	--	--	--	--	--	--
Avge	4024	--	--	--	--	--	--
SDev	3.977476	--	--	--	--	--	--
%RSD	.0988454	--	--	--	--	--	--
#1	4027	--	--	--	--	--	--
#2	4021	--	--	--	--	--	--

Analysis Report 10/28/09 12:07:25 PM

Method: TRACE2 Sample Name: RSJ1334-01 Operator: DAN
Run Time: 10/28/09 12:02:32
Comment:
Mode: CONC Corr. Factor: 1

Elem	Al3082	As1890	B_2496	Ba4934	Be3130	Ca3179	Cd2265
Units	ppm	ppm	ppm	ppm	ppm	ppm	ppm
Avge	.06890	.00260	.21045	.10738	-.00005	85.970	.00017
SDev	.00109	.00370	.00379	.00156	.00002	1.326	.00001
%RSD	1.5850	142.48	1.8024	1.4535	40.856	1.5421	5.1299
#1	.06967	.00522	.21313	.10848	-.00004	86.907	.00017
#2	.06812	-.00002	.20777	.10628	-.00007	85.032	.00016
Errors	LC Pass	LC Pass	LC Pass	LC Pass	LC Pass	LC Pass	LC Pass
High	500.00	20.000	50.000	10.000	5.0000	600.00	30.000
Low	-.04000	-.00500	-.00800	-.00300	-.00300	-.05000	-.00150

Elem	Co2286	Cr2677	Cu3247	Fe2714	K_7664	Mg2790	Mn2576
Units	ppm	ppm	ppm	ppm	ppm	ppm	ppm
Avge	.00020	.00051	-.00004	.58401	2.0152	30.820	.00815
SDev	.00007	.00018	.00014	.03079	.0230	.485	.00015
%RSD	35.434	35.739	381.41	5.2720	1.1435	1.5729	1.7770
#1	.00015	.00064	-.00013	.60578	2.0315	31.163	.00826
#2	.00025	.00038	.00006	.56224	1.9989	30.477	.00805
Errors	LC Pass	LC Pass	LC Pass	LC Pass	LC Pass	LC Pass	LC Pass
High	40.000	40.000	25.000	500.00	400.00	400.00	20.000
Low	-.00300	-.00300	-.00400	-.04000	-.50000	-.04000	-.00300

Elem	Mo2020	Na3302	Ni2316	2203/1	2203/2	PB2203	SE1960
Units	ppm	ppm	ppm	ppm	ppm	ppm	ppm
Avge	.01274	18.782	.00106	-.00000	.00025	.00017	-.00025
SDev	.00096	.498	.00040	.00057	.00050	.00014	.00417
%RSD	7.5399	2.6516	37.595	4385100.	199.45	85.931	1699.0
#1	.01341	19.134	.00135	-.00040	.00060	.00027	-.00319
#2	.01206	18.430	.00078	.00040	-.00010	.00007	.00270
Errors	LC Pass	LC Pass	LC Pass	NOCHECK	NOCHECK	LC Pass	LC Pass
High	10.000	600.00	25.000			60.000	40.000
Low	-.00500	-.50000	-.00300			-.00400	-.01000

Elem	Sb2068	1960/1	1960/2	Ti3372	Tl1908	V_2924	Zn2062
Units	ppm	ppm	ppm	ppm	ppm	ppm	ppm
Avge	.00244	-.00354	.00140	.00059	-.00069	.00074	.00327
SDev	.00017	.00608	.00321	.00037	.00394	.00001	.00019
%RSD	7.0762	172.04	229.54	62.551	569.27	.71070	5.6952
#1	.00232	-.00784	-.00087	.00085	.00210	.00074	.00340
#2	.00256	.00077	.00367	.00033	-.00348	.00074	.00314
Errors	LC Pass	NOCHECK	NOCHECK	LC Pass	LC Pass	LC Pass	LC Pass
High	50.000			10.000	40.000	50.000	10.000
Low	-.01000			-.00200	-.01000	-.00300	-.00300

Elem	Sn1899	Ag3280

Units	ppm	ppm
Avge	.00067	-.00034
SDev	.00024	.00067
%RSD	36.451	196.60
#1	.00084	.00013
#2	.00050	-.00081
Errors	LC Pass	LC Pass
High	5.0000	2.0000
Low	-.01000	-.00400

IntStd	1	2	3	4	5	6	7
Mode	Counts	NOTUSED	NOTUSED	NOTUSED	NOTUSED	NOTUSED	NOTUSED
Elem	Y	--	--	--	--	--	--
Wavlen	371.030	--	--	--	--	--	--
Avge	4040	--	--	--	--	--	--
SDev	37.28227	--	--	--	--	--	--
%RSD	.9227800	--	--	--	--	--	--
#1	4014	--	--	--	--	--	--
#2	4067	--	--	--	--	--	--

Analysis Report 10/28/09 12:12:21 PM

Method: TRACE2 Sample Name: RSJ1355-01 Operator: DAN
Run Time: 10/28/09 12:07:28
Comment:
Mode: CONC Corr. Factor: 1

Elem	Al3082	As1890	B_2496	Ba4934	Be3130	Ca3179	Cd2265
Units	ppm	ppm	ppm	ppm	ppm	ppm	ppm
Avge	.41962	-.00140	.03043	.05200	-.00006	4.7791	-.00002
SDev	.00175	.00302	.00088	.00026	.00000	.0159	.00015
%RSD	.41736	215.23	2.8948	.50245	5.5184	.33299	828.29
#1	.41838	-.00354	.03105	.05182	-.00006	4.7678	-.00013
#2	.42086	.00073	.02981	.05219	-.00006	4.7903	.00009
Errors	LC Pass	LC Pass	LC Pass	LC Pass	LC Pass	LC Pass	LC Pass
High	500.00	20.000	50.000	10.000	5.0000	600.00	30.000
Low	-.04000	-.00500	-.00800	-.00300	-.00300	-.05000	-.00150

Elem	Co2286	Cr2677	Cu3247	Fe2714	K_7664	Mg2790	Mn2576
Units	ppm	ppm	ppm	ppm	ppm	ppm	ppm
Avge	.00074	.00106	.00081	.50739	2.0260	1.5747	.05731
SDev	.00009	.00017	.00015	.00581	.0084	.0013	.00019
%RSD	11.636	16.320	17.981	1.1441	.41243	.08005	.33440
#1	.00068	.00118	.00091	.51149	2.0201	1.5738	.05744
#2	.00081	.00094	.00070	.50328	2.0319	1.5756	.05717
Errors	LC Pass	LC Pass	LC Pass	LC Pass	LC Pass	LC Pass	LC Pass
High	40.000	40.000	25.000	500.00	400.00	400.00	20.000
Low	-.00300	-.00300	-.00400	-.04000	-.50000	-.04000	-.00300

Elem	Mo2020	Na3302	Ni2316	2203/1	2203/2	PB2203	SE1960
Units	ppm	ppm	ppm	ppm	ppm	ppm	ppm
Avge	-.00011	4.7233	.00047	.00133	-.00000	.00044	.00071
SDev	.00070	.0208	.00010	.00307	.00391	.00159	.00480
%RSD	640.81	.44038	20.855	230.38	125580.	359.53	673.74
#1	-.00060	4.7086	.00054	-.00084	.00276	.00156	.00411
#2	.00038	4.7380	.00040	.00350	-.00277	-.00068	-.00268
Errors	LC Pass	LC Pass	LC Pass	NOCHECK	NOCHECK	LC Pass	LC Pass
High	10.000	600.00	25.000			60.000	40.000
Low	-.00500	-.50000	-.00300			-.00400	-.01000

Elem	Sb2068	1960/1	1960/2	Ti3372	Tl1908	V_2924	Zn2062
Units	ppm	ppm	ppm	ppm	ppm	ppm	ppm
Avge	.00077	.00641	-.00213	.00976	-.00229	.00263	.00376
SDev	.00148	.00297	.00572	.00045	.00069	.00040	.00020
%RSD	192.05	46.297	267.80	4.5976	30.038	15.266	5.2408
#1	-.00028	.00850	.00191	.00944	-.00181	.00292	.00390
#2	.00181	.00431	-.00618	.01008	-.00278	.00235	.00362
Errors	LC Pass	NOCHECK	NOCHECK	LC Pass	LC Pass	LC Pass	LC Pass
High	50.000			10.000	40.000	50.000	10.000
Low	-.01000			-.00200	-.01000	-.00300	-.00300

Elem	Sn1899	Ag3280

Units	ppm	ppm
Avge	.00062	-.00038
SDev	.00064	.00053
%RSD	103.61	142.15
#1	.00017	-.00075
#2	.00107	.00000
Errors	LC Pass	LC Pass
High	5.0000	2.0000
Low	-.01000	-.00400

IntStd	1	2	3	4	5	6	7
Mode	Counts	NOTUSED	NOTUSED	NOTUSED	NOTUSED	NOTUSED	NOTUSED
Elem	Y	--	--	--	--	--	--
Wavlen	371.030	--	--	--	--	--	--
Avge	4067	--	--	--	--	--	--
SDev	.8486662	--	--	--	--	--	--
%RSD	.0208651	--	--	--	--	--	--
#1	4067	--	--	--	--	--	--
#2	4068	--	--	--	--	--	--

Analysis Report 10/28/09 12:17:18 PM

Method: TRACE2 Sample Name: RSJ1355-02 Operator: DAN
Run Time: 10/28/09 12:12:25
Comment:
Mode: CONC Corr. Factor: 1

Elem	Al3082	As1890	B_2496	Ba4934	Be3130	Ca3179	Cd2265
Units	ppm	ppm	ppm	ppm	ppm	ppm	ppm
Avge	1.0561	-.00104	.03022	.04149	-.00012	5.9680	-.00004
SDev	.0023	.00046	.00268	.00007	.00004	.0018	.00001
%RSD	.21434	44.325	8.8609	.16272	31.255	.02999	18.594
#1	1.0577	-.00072	.03211	.04154	-.00009	5.9693	-.00003
#2	1.0545	-.00137	.02832	.04144	-.00015	5.9668	-.00004
Errors	LC Pass	LC Pass	LC Pass	LC Pass	LC Pass	LC Pass	LC Pass
High	500.00	20.000	50.000	10.000	5.0000	600.00	30.000
Low	-.04000	-.00500	-.00800	-.00300	-.00300	-.05000	-.00150

Elem	Co2286	Cr2677	Cu3247	Fe2714	K_7664	Mg2790	Mn2576
Units	ppm	ppm	ppm	ppm	ppm	ppm	ppm
Avge	.00106	.00117	.00196	1.9489	3.3955	1.1954	.13555
SDev	.00039	.00037	.00069	.0015	.0043	.0006	.00001
%RSD	37.171	31.739	35.174	.07771	.12564	.05107	.00442
#1	.00133	.00143	.00244	1.9478	3.3985	1.1949	.13555
#2	.00078	.00091	.00147	1.9500	3.3925	1.1958	.13554
Errors	LC Pass	LC Pass	LC Pass	LC Pass	LC Pass	LC Pass	LC Pass
High	40.000	40.000	25.000	500.00	400.00	400.00	20.000
Low	-.00300	-.00300	-.00400	-.04000	-.50000	-.04000	-.00300

Elem	Mo2020	Na3302	Ni2316	2203/1	2203/2	PB2203	SE1960
Units	ppm	ppm	ppm	ppm	ppm	ppm	ppm
Avge	-.00021	9.7436	.00116	-.00062	.00302	.00181	.00075
SDev	.00009	.0130	.00047	.00420	.00003	.00138	.00073
%RSD	45.760	.13292	40.186	681.95	1.0497	76.247	97.100
#1	-.00014	9.7345	.00149	-.00359	.00304	.00083	.00126
#2	-.00027	9.7528	.00083	.00235	.00299	.00278	.00023
Errors	LC Pass	LC Pass	LC Pass	NOCHECK	NOCHECK	LC Pass	LC Pass
High	10.000	600.00	25.000			60.000	40.000
Low	-.00500	-.50000	-.00300			-.00400	-.01000

Elem	Sb2068	1960/1	1960/2	Ti3372	Tl1908	V_2924	Zn2062
Units	ppm	ppm	ppm	ppm	ppm	ppm	ppm
Avge	-.00141	-.00623	.00424	.03393	-.00542	.00320	.01109
SDev	.00046	.00208	.00005	.00027	.00244	.00001	.00032
%RSD	32.673	33.392	1.1622	.78955	45.076	.23217	2.9017
#1	-.00174	-.00476	.00427	.03374	-.00714	.00320	.01131
#2	-.00109	-.00771	.00420	.03411	-.00369	.00319	.01086
Errors	LC Pass	NOCHECK	NOCHECK	LC Pass	LC Pass	LC Pass	LC Pass
High	50.000			10.000	40.000	50.000	10.000
Low	-.01000			-.00200	-.01000	-.00300	-.00300

Elem	Sn1899	Ag3280

Units	ppm	ppm
Avge	.00063	-.00083
SDev	.00103	.00042
%RSD	164.73	50.647
#1	.00136	-.00053
#2	-.00010	-.00113
Errors	LC Pass	LC Pass
High	5.0000	2.0000
Low	-.01000	-.00400

IntStd	1	2	3	4	5	6	7
Mode	Counts	NOTUSED	NOTUSED	NOTUSED	NOTUSED	NOTUSED	NOTUSED
Elem	Y	--	--	--	--	--	--
Wavlen	371.030	--	--	--	--	--	--
Avge	4076	--	--	--	--	--	--
SDev	9.598940	--	--	--	--	--	--
%RSD	.2354911	--	--	--	--	--	--
#1	4069	--	--	--	--	--	--
#2	4083	--	--	--	--	--	--

Analysis Report 10/28/09 12:22:15 PM

Method: TRACE2 Sample Name: RSJ1355-03 Operator: DAN
Run Time: 10/28/09 12:17:22
Comment:
Mode: CONC Corr. Factor: 1

Elem	Al3082	As1890	B_2496	Ba4934	Be3130	Ca3179	Cd2265
Units	ppm	ppm	ppm	ppm	ppm	ppm	ppm
Avge	.07499	.00038	.02303	.10106	-.00006	4.0461	-.00069
SDev	.00075	.00004	.00108	.00083	.00002	.0355	.00014
%RSD	1.0044	11.163	4.6787	.82434	25.160	.87761	20.869
#1	.07446	.00041	.02380	.10047	-.00007	4.0210	-.00059
#2	.07552	.00035	.02227	.10165	-.00005	4.0713	-.00080
Errors	LC Pass	LC Pass	LC Pass	LC Pass	LC Pass	LC Pass	LC Pass
High	500.00	20.000	50.000	10.000	5.0000	600.00	30.000
Low	-.04000	-.00500	-.00800	-.00300	-.00300	-.05000	-.00150

Elem	Co2286	Cr2677	Cu3247	Fe2714	K_7664	Mg2790	Mn2576
Units	ppm	ppm	ppm	ppm	ppm	ppm	ppm
Avge	.02595	-.00050	.00001	65.859	1.4235	3.4188	5.4119
SDev	.00027	.00011	.00051	.020	.0068	.0053	.0035
%RSD	1.0376	22.791	3457.7	.03027	.47788	.15619	.06465
#1	.02576	-.00042	.00038	65.845	1.4283	3.4150	5.4094
#2	.02614	-.00058	-.00035	65.873	1.4187	3.4226	5.4144
Errors	LC Pass	LC Pass	LC Pass	LC Pass	LC Pass	LC Pass	LC Pass
High	40.000	40.000	25.000	500.00	400.00	400.00	20.000
Low	-.00300	-.00300	-.00400	-.04000	-.50000	-.04000	-.00300

Elem	Mo2020	Na3302	Ni2316	2203/1	2203/2	PB2203	SE1960
Units	ppm	ppm	ppm	ppm	ppm	ppm	ppm
Avge	.00061	6.2046	.00113	-.00082	-.00122	-.00109	-.00223
SDev	.00064	.0021	.00071	.00050	.00170	.00097	.00113
%RSD	105.05	.03350	62.486	61.067	139.31	88.956	50.859
#1	.00016	6.2032	.00163	-.00118	-.00002	-.00040	-.00303
#2	.00106	6.2061	.00063	-.00047	-.00243	-.00177	-.00143
Errors	LC Pass	LC Pass	LC Pass	NOCHECK	NOCHECK	LC Pass	LC Pass
High	10.000	600.00	25.000			60.000	40.000
Low	-.00500	-.50000	-.00300			-.00400	-.01000

Elem	Sb2068	1960/1	1960/2	Ti3372	Tl1908	V_2924	Zn2062
Units	ppm	ppm	ppm	ppm	ppm	ppm	ppm
Avge	.00182	.00041	-.00354	.00276	-.00574	.00044	.01338
SDev	.00146	.00171	.00084	.00016	.00366	.00013	.00003
%RSD	80.564	417.94	23.726	5.6500	63.811	28.682	.21437
#1	.00285	-.00080	-.00414	.00287	-.00315	.00035	.01336
#2	.00078	.00162	-.00295	.00265	-.00833	.00052	.01340
Errors	LC Pass	NOCHECK	NOCHECK	LC Pass	LC Pass	LC Pass	LC Pass
High	50.000			10.000	40.000	50.000	10.000
Low	-.01000			-.00200	-.01000	-.00300	-.00300

Elem	Sn1899	Ag3280

Units	ppm	ppm
Avge	.00207	.00046
SDev	.00245	.00014
%RSD	118.39	29.868
#1	.00034	.00036
#2	.00381	.00056
Errors	LC Pass	LC Pass
High	5.0000	2.0000
Low	-.01000	-.00400

IntStd	1	2	3	4	5	6	7
Mode	Counts	NOTUSED	NOTUSED	NOTUSED	NOTUSED	NOTUSED	NOTUSED
Elem	Y	--	--	--	--	--	--
Wavlen	371.030	--	--	--	--	--	--
Avge	4047	--	--	--	--	--	--
SDev	21.95570	--	--	--	--	--	--
%RSD	.5425179	--	--	--	--	--	--
#1	4063	--	--	--	--	--	--
#2	4031	--	--	--	--	--	--

Analysis Report 10/28/09 12:31:13 PM

Method: TRACE2 Sample Name: RSJ1355-04 Operator: DAN
Run Time: 10/28/09 12:26:20
Comment:
Mode: CONC Corr. Factor: 1

Elem	Al3082	As1890	B_2496	Ba4934	Be3130	Ca3179	Cd2265
Units	ppm	ppm	ppm	ppm	ppm	ppm	ppm
Avge	.61848	-.00083	.02618	.05754	-.00011	5.0653	.00002
SDev	.00161	.00230	.00072	.00008	.00002	.0176	.00006
%RSD	.26042	278.15	2.7383	.13424	16.480	.34664	299.70
#1	.61734	-.00245	.02669	.05760	-.00010	5.0777	-.00002
#2	.61962	.00080	.02568	.05749	-.00012	5.0528	.00006
Errors	LC Pass	LC Pass	LC Pass	LC Pass	LC Pass	LC Pass	LC Pass
High	500.00	20.000	50.000	10.000	5.0000	600.00	30.000
Low	-.04000	-.00500	-.00800	-.00300	-.00300	-.05000	-.00150

Elem	Co2286	Cr2677	Cu3247	Fe2714	K_7664	Mg2790	Mn2576
Units	ppm	ppm	ppm	ppm	ppm	ppm	ppm
Avge	.00234	.00148	.00175	1.3892	2.1103	1.9006	.19958
SDev	.00046	.00017	.00006	.0037	.0041	.0064	.00009
%RSD	19.417	11.221	3.6833	.26995	.19345	.33488	.04451
#1	.00202	.00160	.00180	1.3919	2.1074	1.9051	.19965
#2	.00266	.00136	.00171	1.3866	2.1132	1.8961	.19952
Errors	LC Pass	LC Pass	LC Pass	LC Pass	LC Pass	LC Pass	LC Pass
High	40.000	40.000	25.000	500.00	400.00	400.00	20.000
Low	-.00300	-.00300	-.00400	-.04000	-.50000	-.04000	-.00300

Elem	Mo2020	Na3302	Ni2316	2203/1	2203/2	PB2203	SE1960
Units	ppm	ppm	ppm	ppm	ppm	ppm	ppm
Avge	-.00056	4.7074	.00122	-.00213	.00083	-.00015	.00132
SDev	.00069	.1210	.00009	.00223	.00231	.00080	.00052
%RSD	123.88	2.5710	7.7095	104.72	279.14	518.66	39.458
#1	-.00105	4.6218	.00129	-.00370	.00247	.00041	.00169
#2	-.00007	4.7930	.00116	-.00055	-.00081	-.00072	.00095
Errors	LC Pass	LC Pass	LC Pass	NOCHECK	NOCHECK	LC Pass	LC Pass
High	10.000	600.00	25.000			60.000	40.000
Low	-.00500	-.50000	-.00300			-.00400	-.01000

Elem	Sb2068	1960/1	1960/2	Ti3372	Tl1908	V_2924	Zn2062
Units	ppm	ppm	ppm	ppm	ppm	ppm	ppm
Avge	.00106	.00062	.00168	.02016	-.00470	.00309	.00375
SDev	.00242	.00423	.00290	.00022	.00019	.00029	.00030
%RSD	228.94	684.53	172.82	1.0768	4.0735	9.3359	7.9484
#1	-.00065	-.00237	.00372	.02031	-.00484	.00329	.00396
#2	.00277	.00361	-.00037	.02000	-.00457	.00289	.00354
Errors	LC Pass	NOCHECK	NOCHECK	LC Pass	LC Pass	LC Pass	LC Pass
High	50.000			10.000	40.000	50.000	10.000
Low	-.01000			-.00200	-.01000	-.00300	-.00300

Elem	Sn1899	Ag3280

Units	ppm	ppm
Avge	.00255	-.00018
SDev	.00060	.00052
%RSD	23.643	290.30
#1	.00212	-.00055
#2	.00297	.00019
Errors	LC Pass	LC Pass
High	5.0000	2.0000
Low	-.01000	-.00400

IntStd	1	2	3	4	5	6	7
Mode	Counts	NOTUSED	NOTUSED	NOTUSED	NOTUSED	NOTUSED	NOTUSED
Elem	Y	--	--	--	--	--	--
Wavlen	371.030	--	--	--	--	--	--
Avge	4080	--	--	--	--	--	--
SDev	3.871479	--	--	--	--	--	--
%RSD	.0948970	--	--	--	--	--	--
#1	4077	--	--	--	--	--	--
#2	4082	--	--	--	--	--	--

Analysis Report 10/28/09 12:36:09 PM

Method: TRACE2 Sample Name: RSJ1355-05 Operator: DAN
Run Time: 10/28/09 12:31:17
Comment:
Mode: CONC Corr. Factor: 1

Elem	Al3082	As1890	B_2496	Ba4934	Be3130	Ca3179	Cd2265
Units	ppm	ppm	ppm	ppm	ppm	ppm	ppm
Avge	.29886	-.00095	.01434	.09698	-.00012	6.3395	.00003
SDev	.00384	.00225	.00077	.00005	.00002	.0003	.00002
%RSD	1.2838	237.50	5.3660	.05235	16.723	.00414	73.814
#1	.30157	-.00254	.01379	.09701	-.00011	6.3397	.00001
#2	.29614	.00064	.01488	.09694	-.00013	6.3393	.00004
Errors	LC Pass	LC Pass	LC Pass	LC Pass	LC Pass	LC Pass	LC Pass
High	500.00	20.000	50.000	10.000	5.0000	600.00	30.000
Low	-.04000	-.00500	-.00800	-.00300	-.00300	-.05000	-.00150

Elem	Co2286	Cr2677	Cu3247	Fe2714	K_7664	Mg2790	Mn2576
Units	ppm	ppm	ppm	ppm	ppm	ppm	ppm
Avge	.00135	.00111	.00067	.65564	1.7330	2.6142	.19921
SDev	.00004	.00014	.00041	.00483	.0023	.0069	.00030
%RSD	3.2252	12.389	61.052	.73633	.13414	.26246	.14911
#1	.00138	.00102	.00038	.65223	1.7313	2.6190	.19942
#2	.00132	.00121	.00096	.65905	1.7346	2.6093	.19900
Errors	LC Pass	LC Pass	LC Pass	LC Pass	LC Pass	LC Pass	LC Pass
High	40.000	40.000	25.000	500.00	400.00	400.00	20.000
Low	-.00300	-.00300	-.00400	-.04000	-.50000	-.04000	-.00300

Elem	Mo2020	Na3302	Ni2316	2203/1	2203/2	PB2203	SE1960
Units	ppm	ppm	ppm	ppm	ppm	ppm	ppm
Avge	-.00042	3.8960	.00103	-.00070	.00097	.00041	-.00098
SDev	.00005	.0336	.00038	.00170	.00037	.00032	.00054
%RSD	12.518	.86334	36.286	243.70	38.423	77.014	54.774
#1	-.00038	3.8722	.00130	.00051	.00071	.00064	-.00060
#2	-.00045	3.9198	.00077	-.00190	.00123	.00019	-.00136
Errors	LC Pass	LC Pass	LC Pass	NOCHECK	NOCHECK	LC Pass	LC Pass
High	10.000	600.00	25.000			60.000	40.000
Low	-.00500	-.50000	-.00300			-.00400	-.01000

Elem	Sb2068	1960/1	1960/2	Ti3372	Tl1908	V_2924	Zn2062
Units	ppm	ppm	ppm	ppm	ppm	ppm	ppm
Avge	-.00198	.00099	-.00197	.01059	-.00552	.00153	.00306
SDev	.00107	.00316	.00077	.00083	.00128	.00057	.00009
%RSD	53.860	317.69	39.275	7.8684	23.218	37.298	2.9466
#1	-.00273	.00323	-.00251	.01118	-.00642	.00113	.00300
#2	-.00123	-.00124	-.00142	.01000	-.00461	.00193	.00312
Errors	LC Pass	NOCHECK	NOCHECK	LC Pass	LC Pass	LC Pass	LC Pass
High	50.000			10.000	40.000	50.000	10.000
Low	-.01000			-.00200	-.01000	-.00300	-.00300

Elem	Sn1899	Ag3280

Units	ppm	ppm
Avge	.00043	-.00038
SDev	.00124	.00018
%RSD	286.31	47.354
#1	-.00045	-.00050
#2	.00131	-.00025
Errors	LC Pass	LC Pass
High	5.0000	2.0000
Low	-.01000	-.00400

IntStd	1	2	3	4	5	6	7
Mode	Counts	NOTUSED	NOTUSED	NOTUSED	NOTUSED	NOTUSED	NOTUSED
Elem	Y	--	--	--	--	--	--
Wavlen	371.030	--	--	--	--	--	--
Avge	4075	--	--	--	--	--	--
SDev	7.901953	--	--	--	--	--	--
%RSD	.1939052	--	--	--	--	--	--
#1	4070	--	--	--	--	--	--
#2	4081	--	--	--	--	--	--

Analysis Report 10/28/09 12:41:05 PM

Method: TRACE2 Sample Name: RSJ1320-01@5 Operator: DAN
Run Time: 10/28/09 12:36:13
Comment:
Mode: CONC Corr. Factor: 1

Elem	Al3082	As1890	B_2496	Ba4934	Be3130	Ca3179	Cd2265
Units	ppm	ppm	ppm	ppm	ppm	ppm	ppm
Avge	.29347	.01050	24.710	.47350	.00014	45.691	.00007
SDev	.04361	.00226	4.041	.07369	.00004	6.928	.00013
%RSD	14.860	21.490	16.355	15.563	31.271	15.164	190.14
#1	.32431	.01210	27.567	.52560	.00017	50.590	.00016
#2	.26264	.00891	21.852	.42139	.00011	40.792	-.00002
Errors	LC Pass	LC Pass	LC Pass	LC Pass	LC Pass	LC Pass	LC Pass
High	500.00	20.000	50.000	10.000	5.0000	600.00	30.000
Low	-.04000	-.00500	-.00800	-.00300	-.00300	-.05000	-.00150

Elem	Co2286	Cr2677	Cu3247	Fe2714	K_7664	Mg2790	Mn2576
Units	ppm	ppm	ppm	ppm	ppm	ppm	ppm
Avge	.00583	.04671	.02182	3.6287	98.642	12.055	.09027
SDev	.00108	.00786	.00353	.6017	15.669	1.964	.01493
%RSD	18.511	16.827	16.173	16.582	15.885	16.289	16.536
#1	.00659	.05227	.02431	4.0542	109.72	13.444	.10082
#2	.00506	.04115	.01932	3.2033	87.562	10.667	.07971
Errors	LC Pass	LC Pass	LC Pass	LC Pass	LC Pass	LC Pass	LC Pass
High	40.000	40.000	25.000	500.00	400.00	400.00	20.000
Low	-.00300	-.00300	-.00400	-.04000	-.50000	-.04000	-.00300

Elem	Mo2020	Na3302	Ni2316	2203/1	2203/2	PB2203	SE1960
Units	ppm	ppm	ppm	ppm	ppm	ppm	ppm
Avge	.00450	H1184.4	.04605	.00464	.00001	.00155	-.00052
SDev	.00032	131.4	.00727	.00106	.00089	.00024	.00173
%RSD	7.1401	11.091	15.786	22.750	7800.3	15.371	333.55
#1	.00473	H1277.3	.05119	.00389	.00064	.00172	.00070
#2	.00427	H1091.5	.04091	.00539	-.00061	.00138	-.00174
Errors	LC Pass	LC High	LC Pass	NOCHECK	NOCHECK	LC Pass	LC Pass
High	10.000	600.00	25.000			60.000	40.000
Low	-.00500	-.50000	-.00300			-.00400	-.01000

Elem	Sb2068	1960/1	1960/2	Ti3372	Tl1908	V_2924	Zn2062
Units	ppm	ppm	ppm	ppm	ppm	ppm	ppm
Avge	.00581	.01058	-.00607	.08648	.00155	.01050	.04792
SDev	.00059	.00080	.00220	.01326	.00149	.00129	.00771
%RSD	10.094	7.5360	36.179	15.337	96.033	12.301	16.089
#1	.00623	.01115	-.00452	.09586	.00260	.01141	.05337
#2	.00540	.01002	-.00762	.07710	.00050	.00959	.04247
Errors	LC Pass	NOCHECK	NOCHECK	LC Pass	LC Pass	LC Pass	LC Pass
High	50.000			10.000	40.000	50.000	10.000
Low	-.01000			-.00200	-.01000	-.00300	-.00300

Elem	Sn1899	Ag3280

Units	ppm	ppm
Avge	.01208	.00077
SDev	.00159	.00010
%RSD	13.191	12.952
#1	.01321	.00070
#2	.01095	.00084
Errors	LC Pass	LC Pass
High	5.0000	2.0000
Low	-.01000	-.00400

IntStd	1	2	3	4	5	6	7
Mode	Counts	NOTUSED	NOTUSED	NOTUSED	NOTUSED	NOTUSED	NOTUSED
Elem	Y	--	--	--	--	--	--
Wavlen	371.030	--	--	--	--	--	--
Avge	3804	--	--	--	--	--	--
SDev	29.00899	--	--	--	--	--	--
%RSD	.7625992	--	--	--	--	--	--
#1	3783	--	--	--	--	--	--
#2	3824	--	--	--	--	--	--

Analysis Report 10/28/09 12:46:01 PM

Method: TRACE2 Sample Name: RSJ1320-01@20 Operator: DAN
Run Time: 10/28/09 12:41:09
Comment:
Mode: CONC Corr. Factor: 1

Elem	Al3082	As1890	B_2496	Ba4934	Be3130	Ca3179	Cd2265
Units	ppm	ppm	ppm	ppm	ppm	ppm	ppm
Avge	.09222	.00292	6.5005	.12973	.00003	12.589	-.00009
SDev	.01656	.00118	1.4504	.02288	.00001	2.117	.00012
%RSD	17.953	40.409	22.311	17.639	44.046	16.817	131.51
#1	.10393	.00209	7.5260	.14591	.00002	14.086	-.00001
#2	.08051	.00376	5.4749	.11355	.00004	11.092	-.00017
Errors	LC Pass	LC Pass	LC Pass	LC Pass	LC Pass	LC Pass	LC Pass
High	500.00	20.000	50.000	10.000	5.0000	600.00	30.000
Low	-.04000	-.00500	-.00800	-.00300	-.00300	-.05000	-.00150

Elem	Co2286	Cr2677	Cu3247	Fe2714	K_7664	Mg2790	Mn2576
Units	ppm	ppm	ppm	ppm	ppm	ppm	ppm
Avge	.00161	.01237	.00544	.96469	25.366	3.2457	.02384
SDev	.00060	.00379	.00119	.22723	6.176	.7909	.00558
%RSD	37.086	30.639	21.767	23.555	24.350	24.367	23.380
#1	.00204	.01505	.00628	1.1254	29.733	3.8049	.02779
#2	.00119	.00969	.00460	.80402	20.998	2.6864	.01990
Errors	LC Pass	LC Pass	LC Pass	LC Pass	LC Pass	LC Pass	LC Pass
High	40.000	40.000	25.000	500.00	400.00	400.00	20.000
Low	-.00300	-.00300	-.00400	-.04000	-.50000	-.04000	-.00300

Elem	Mo2020	Na3302	Ni2316	2203/1	2203/2	PB2203	SE1960
Units	ppm	ppm	ppm	ppm	ppm	ppm	ppm
Avge	.00106	396.95	.01267	.00395	-.00097	.00067	-.00225
SDev	.00091	63.55	.00208	.00193	.00025	.00047	.00376
%RSD	85.582	16.010	16.435	48.731	26.265	70.249	166.87
#1	.00170	441.89	.01415	.00259	-.00079	.00034	-.00491
#2	.00042	352.01	.01120	.00532	-.00115	.00101	.00041
Errors	LC Pass	LC Pass	LC Pass	NOCHECK	NOCHECK	LC Pass	LC Pass
High	10.000	600.00	25.000			60.000	40.000
Low	-.00500	-.50000	-.00300			-.00400	-.01000

Elem	Sb2068	1960/1	1960/2	Ti3372	Tl1908	V_2924	Zn2062
Units	ppm	ppm	ppm	ppm	ppm	ppm	ppm
Avge	.00270	-.00253	-.00211	.02386	-.00405	.00299	.01344
SDev	.00070	.00194	.00467	.00431	.00065	.00107	.00281
%RSD	25.810	76.537	220.97	18.065	16.070	35.668	20.910
#1	.00221	-.00390	-.00541	.02691	-.00451	.00374	.01543
#2	.00319	-.00116	.00119	.02081	-.00359	.00224	.01146
Errors	LC Pass	NOCHECK	NOCHECK	LC Pass	LC Pass	LC Pass	LC Pass
High	50.000			10.000	40.000	50.000	10.000
Low	-.01000			-.00200	-.01000	-.00300	-.00300

Elem	Sn1899	Ag3280

Units	ppm	ppm
Avge	.00338	-.00013
SDev	.00056	.00001
%RSD	16.479	8.8127
#1	.00377	-.00014
#2	.00299	-.00012
Errors	LC Pass	LC Pass
High	5.0000	2.0000
Low	-.01000	-.00400

IntStd	1	2	3	4	5	6	7
Mode	Counts	NOTUSED	NOTUSED	NOTUSED	NOTUSED	NOTUSED	NOTUSED
Elem	Y	--	--	--	--	--	--
Wavlen	371.030	--	--	--	--	--	--
Avge	3947	--	--	--	--	--	--
SDev	9.227778	--	--	--	--	--	--
%RSD	.2337863	--	--	--	--	--	--
#1	3941	--	--	--	--	--	--
#2	3954	--	--	--	--	--	--

Analysis Report 10/28/09 12:50:57 PM page 1

Method: TRACE2 Sample Name: RSJ1320-02@10 Operator: DAN
Run Time: 10/28/09 12:46:05
Comment:
Mode: CONC Corr. Factor: 1

Elem	Al3082	As1890	B_2496	Ba4934	Be3130	Ca3179	Cd2265
Units	ppm	ppm	ppm	ppm	ppm	ppm	ppm
Avge	.19271	.00014	1.6842	.02036	-.00004	19.857	.00007
SDev	.00205	.00279	.0021	.00021	.00000	.114	.00013
%RSD	1.0642	2032.0	.12251	1.0451	.45857	.57392	190.65
#1	.19416	-.00184	1.6857	.02021	-.00004	19.777	-.00002
#2	.19126	.00211	1.6828	.02051	-.00004	19.938	.00016
Errors	LC Pass	LC Pass	LC Pass	LC Pass	LC Pass	LC Pass	LC Pass
High	500.00	20.000	50.000	10.000	5.0000	600.00	30.000
Low	-.04000	-.00500	-.00800	-.00300	-.00300	-.05000	-.00150

Elem	Co2286	Cr2677	Cu3247	Fe2714	K_7664	Mg2790	Mn2576
Units	ppm	ppm	ppm	ppm	ppm	ppm	ppm
Avge	.00073	.00313	.03313	1.4582	4.0663	5.9844	.01572
SDev	.00004	.00028	.00018	.0006	.0037	.0095	.00006
%RSD	6.0281	8.8796	.55396	.04311	.09052	.15856	.38099
#1	.00076	.00294	.03300	1.4587	4.0689	5.9911	.01577
#2	.00070	.00333	.03326	1.4578	4.0637	5.9777	.01568
Errors	LC Pass	LC Pass	LC Pass	LC Pass	LC Pass	LC Pass	LC Pass
High	40.000	40.000	25.000	500.00	400.00	400.00	20.000
Low	-.00300	-.00300	-.00400	-.04000	-.50000	-.04000	-.00300

Elem	Mo2020	Na3302	Ni2316	2203/1	2203/2	PB2203	SE1960
Units	ppm	ppm	ppm	ppm	ppm	ppm	ppm
Avge	.00101	112.74	.00976	-.00139	.00314	.00163	-.00201
SDev	.00032	.67	.00016	.00045	.00064	.00027	.00073
%RSD	32.125	.59497	1.6179	32.400	20.255	16.809	36.363
#1	.00078	112.26	.00988	-.00107	.00269	.00144	-.00149
#2	.00124	113.21	.00965	-.00171	.00359	.00183	-.00252
Errors	LC Pass	LC Pass	LC Pass	NOCHECK	NOCHECK	LC Pass	LC Pass
High	10.000	600.00	25.000			60.000	40.000
Low	-.00500	-.50000	-.00300			-.00400	-.01000

Elem	Sb2068	1960/1	1960/2	Ti3372	Tl1908	V_2924	Zn2062
Units	ppm	ppm	ppm	ppm	ppm	ppm	ppm
Avge	-.00200	-.00382	-.00110	.01939	-.00323	.00129	.02669
SDev	.00290	.00266	.00023	.00033	.00238	.00024	.00019
%RSD	144.46	69.560	21.261	1.7148	73.703	18.488	.69554
#1	-.00405	-.00194	-.00127	.01915	-.00491	.00112	.02682
#2	.00004	-.00570	-.00093	.01963	-.00155	.00146	.02656
Errors	LC Pass	NOCHECK	NOCHECK	LC Pass	LC Pass	LC Pass	LC Pass
High	50.000			10.000	40.000	50.000	10.000
Low	-.01000			-.00200	-.01000	-.00300	-.00300

Elem	Sn1899	Ag3280

Units	ppm	ppm
Avge	.00190	-.00020
SDev	.00061	.00090
%RSD	32.329	453.58
#1	.00146	-.00084
#2	.00233	.00044
Errors	LC Pass	LC Pass
High	5.0000	2.0000
Low	-.01000	-.00400

IntStd	1	2	3	4	5	6	7
Mode	Counts	NOTUSED	NOTUSED	NOTUSED	NOTUSED	NOTUSED	NOTUSED
Elem	Y	--	--	--	--	--	--
Wavlen	371.030	--	--	--	--	--	--
Avge	3999	--	--	--	--	--	--
SDev	16.49340	--	--	--	--	--	--
%RSD	.4124421	--	--	--	--	--	--
#1	4011	--	--	--	--	--	--
#2	3987	--	--	--	--	--	--

Analysis Report 10/28/09 12:58:51 PM

Method: TRACE2 Sample Name: 9J26070-BLK1 Operator: DAN
Run Time: 10/28/09 12:53:58
Comment:
Mode: CONC Corr. Factor: 1

Elem	Al3082	As1890	B_2496	Ba4934	Be3130	Ca3179	Cd2265
Units	ppm	ppm	ppm	ppm	ppm	ppm	ppm
Avge	.01235	-.00248	H.02229	.00019	-.00013	.06533	.00004
SDev	.00016	.00013	.00511	.00015	.00001	.01073	.00008
%RSD	1.3255	5.1637	22.941	80.853	4.0778	16.422	194.59
#1	.01247	-.00257	H.02590	.00030	-.00013	.07292	.00010
#2	.01224	-.00239	.01867	.00008	-.00014	.05775	-.00002
Errors	LC Pass	LC Pass	LC High	LC Pass	LC Pass	LC Pass	LC Pass
High	.20000	.01000	.02000	.00200	.00200	.50000	.00100
Low	-.04000	-.00500	-.00800	-.00300	-.00310	-.05000	-.00150

Elem	Co2286	Cr2677	Cu3247	Fe2714	K_7664	Mg2790	Mn2576
Units	ppm	ppm	ppm	ppm	ppm	ppm	ppm
Avge	-.00004	.00063	-.00104	.02049	.05484	.01883	.00044
SDev	.00035	.00022	.00021	.00784	.01890	.00345	.00014
%RSD	848.74	33.956	19.973	38.255	34.469	18.341	31.436
#1	.00021	.00079	-.00119	.02603	.06821	.02127	.00053
#2	-.00029	.00048	-.00090	.01495	.04148	.01639	.00034
Errors	LC Pass	LC Pass	LC Pass	LC Pass	LC Pass	LC Pass	LC Pass
High	.00400	.00400	.01000	.05000	.50000	.20000	.00300
Low	-.00300	-.00300	-.00400	-.04000	-.50000	-.04000	-.00300

Elem	Mo2020	Na3302	Ni2316	2203/1	2203/2	PB2203	SE1960
Units	ppm	ppm	ppm	ppm	ppm	ppm	ppm
Avge	-.00025	.68505	-.00023	.00114	.00060	.00078	.00082
SDev	.00058	.23275	.00049	.00031	.00111	.00084	.00057
%RSD	229.45	33.976	210.18	27.025	185.36	108.29	70.100
#1	.00016	.84963	-.00058	.00092	-.00019	.00018	.00041
#2	-.00066	.52047	.00011	.00136	.00138	.00138	.00123
Errors	LC Pass	LC Pass	LC Pass	NOCHECK	NOCHECK	LC Pass	LC Pass
High	.01000	1.0000	.01000			.00500	.01500
Low	-.00500	-.50000	-.00300			-.00400	-.01000

Elem	Sb2068	1960/1	1960/2	Ti3372	Tl1908	V_2924	Zn2062
Units	ppm	ppm	ppm	ppm	ppm	ppm	ppm
Avge	.00144	.00006	.00120	.00007	-.00335	.00091	.00262
SDev	.00374	.00244	.00208	.00001	.00013	.00023	.00001
%RSD	260.10	4212.2	173.08	9.5136	3.7592	25.734	.22507
#1	.00409	.00178	-.00027	.00008	-.00344	.00107	.00262
#2	-.00121	-.00166	.00267	.00007	-.00326	.00074	.00261
Errors	LC Pass	NOCHECK	NOCHECK	LC Pass	LC Pass	LC Pass	LC Pass
High	.02000			.00500	.02000	.00500	.01000
Low	-.01000			-.00200	-.01000	-.00300	-.00300

Elem	Sn1899	Ag3280

Units	ppm	ppm
Avge	.00109	.00004
SDev	.00107	.00072
%RSD	97.575	1947.8
#1	.00034	.00054
#2	.00185	-.00047
Errors	LC Pass	LC Pass
High	.01000	.00300
Low	-.01000	-.00400

IntStd	1	2	3	4	5	6	7
Mode	Counts	NOTUSED	NOTUSED	NOTUSED	NOTUSED	NOTUSED	NOTUSED
Elem	Y	--	--	--	--	--	--
Wavlen	371.030	--	--	--	--	--	--
Avge	4031	--	--	--	--	--	--
SDev	7.000288	--	--	--	--	--	--
%RSD	.1736635	--	--	--	--	--	--
#1	4026	--	--	--	--	--	--
#2	4036	--	--	--	--	--	--

Analysis Report QC Standard 10/28/09 01:06:44 PM

Method: TRACE2 Sample Name: SEQ-CCV Operator: DAN
Run Time: 10/28/09 13:01:51
Comment:
Mode: CONC Corr. Factor: 1

Elem	Al3082	As1890	B_2496	Ba4934	Be3130	Ca3179	Cd2265
Units	ppm	ppm	ppm	ppm	ppm	ppm	ppm
Avge	24.984	.50405	.49450	.50371	.49548	24.801	.49061
SDev	.435	.00772	.01608	.00926	.00893	.436	.01313
%RSD	1.7427	1.5315	3.2526	1.8382	1.8031	1.7573	2.6758
#1	25.292	.50951	.50588	.51025	.50179	25.109	.49989
#2	24.676	.49859	.48313	.49716	.48916	24.493	.48133
Errors	QC Pass	QC Pass	QC Pass	QC Pass	QC Pass	QC Pass	QC Pass
Value	25.000	.50000	.50000	.50000	.50000	25.000	.50000
Range	10.000	10.000	10.000	10.000	10.000	10.000	10.000

Elem	Co2286	Cr2677	Cu3247	Fe2714	K_7664	Mg2790	Mn2576
Units	ppm	ppm	ppm	ppm	ppm	ppm	ppm
Avge	.50547	.50393	.50223	24.830	25.368	24.926	.50896
SDev	.01254	.01331	.00994	.670	.615	.616	.01362
%RSD	2.4810	2.6417	1.9783	2.6984	2.4231	2.4708	2.6754
#1	.51434	.51334	.50926	25.303	25.803	25.361	.51858
#2	.49660	.49451	.49521	24.356	24.933	24.490	.49933
Errors	QC Pass	QC Pass	QC Pass	QC Pass	QC Pass	QC Pass	QC Pass
Value	.50000	.50000	.50000	25.000	25.000	25.000	.50000
Range	10.000	10.000	10.000	10.000	10.000	10.000	10.000

Elem	Mo2020	Na3302	Ni2316	2203/1	2203/2	PB2203	SE1960
Units	ppm	ppm	ppm	ppm	ppm	ppm	ppm
Avge	.50361	24.245	.49447	.50200	.50679	.50519	.51030
SDev	.01212	.407	.00913	.00769	.00966	.00901	.00979
%RSD	2.4058	1.6798	1.8473	1.5323	1.9067	1.7828	1.9181
#1	.51218	24.533	.50093	.50744	.51362	.51156	.51722
#2	.49504	23.957	.48801	.49656	.49995	.49883	.50338
Errors	QC Pass	QC Pass	QC Pass	NOCHECK	NOCHECK	QC Pass	QC Pass
Value	.50000	25.000	.50000			.50000	.50000
Range	10.000	10.000	10.000			10.000	10.000

Elem	Sb2068	1960/1	1960/2	Ti3372	Tl1908	V_2924	Zn2062
Units	ppm	ppm	ppm	ppm	ppm	ppm	ppm
Avge	.51839	.50754	.51169	.51321	.50701	.51200	.50349
SDev	.01178	.00411	.01263	.00833	.00908	.01273	.01274
%RSD	2.2714	.80910	2.4681	1.6236	1.7915	2.4862	2.5303
#1	.52672	.51044	.52061	.51910	.51344	.52100	.51250
#2	.51006	.50464	.50276	.50731	.50059	.50299	.49448
Errors	QC Pass	NOCHECK	NOCHECK	QC Pass	QC Pass	QC Pass	QC Pass
Value	.50000			.50000	.50000	.50000	.50000
Range	10.000			10.000	10.000	10.000	10.000

Elem	Sn1899	Ag3280

Units	ppm	ppm
Avge	.51014	.49281
SDev	.01040	.01218
%RSD	2.0389	2.4723
#1	.51750	.50143
#2	.50279	.48420
Errors	QC Pass	QC Pass
Value	.50000	.50000
Range	10.000	10.000

IntStd	1	2	3	4	5	6	7
Mode	Counts	NOTUSED	NOTUSED	NOTUSED	NOTUSED	NOTUSED	NOTUSED
Elem	Y	--	--	--	--	--	--
Wavlen	371.030	--	--	--	--	--	--
Avge	3900	--	--	--	--	--	--
SDev	72.81422	--	--	--	--	--	--
%RSD	1.867121	--	--	--	--	--	--
#1	3848	--	--	--	--	--	--
#2	3951	--	--	--	--	--	--

Analysis Report Blank Sample 10/28/09 01:11:40 PM

Method: TRACE2 Sample Name: SEQ-CCB Operator: DAN
Run Time: 10/28/09 13:06:47
Comment:
Mode: CONC Corr. Factor: 1

Elem	Al3082	As1890	B_2496	Ba4934	Be3130	Ca3179	Cd2265
Units	ppm	ppm	ppm	ppm	ppm	ppm	ppm
Avge	.02974	-.00005	.00546	.00033	.00031	.01881	.00016
SDev	.00931	.00048	.00126	.00001	.00012	.00551	.00023
%RSD	31.314	1009.6	23.083	2.0093	40.221	29.322	144.55
#1	.02315	.00029	.00457	.00033	.00022	.01491	-.00000
#2	.03632	-.00038	.00635	.00032	.00039	.02271	.00032
Errors	LC Pass	LC Pass	LC Pass	LC Pass	LC Pass	LC Pass	LC Pass
High	.20000	.01000	.02000	.00200	.00200	.50000	.00100
Low	-.04000	-.00500	-.00500	-.00300	-.00300	-.04000	-.00200

Elem	Co2286	Cr2677	Cu3247	Fe2714	K_7664	Mg2790	Mn2576
Units	ppm	ppm	ppm	ppm	ppm	ppm	ppm
Avge	.00002	.00041	-.00094	.01822	.00424	.02206	.00020
SDev	.00007	.00002	.00049	.00258	.01797	.00585	.00014
%RSD	311.82	5.3138	52.342	14.132	423.75	26.499	68.556
#1	-.00003	.00042	-.00059	.01640	.01695	.01793	.00011
#2	.00007	.00039	-.00128	.02004	-.00847	.02619	.00030
Errors	LC Pass	LC Pass	LC Pass	LC Pass	LC Pass	LC Pass	LC Pass
High	.00400	.00400	.01000	.05000	.50000	.20000	.00300
Low	-.00300	-.00300	-.00400	-.04000	-.50000	-.04000	-.00300

Elem	Mo2020	Na3302	Ni2316	2203/1	2203/2	PB2203	SE1960
Units	ppm	ppm	ppm	ppm	ppm	ppm	ppm
Avge	-.00038	.08674	.00005	-.00094	.00118	.00047	.00073
SDev	.00040	.19095	.00039	.00115	.00078	.00014	.00103
%RSD	104.13	220.13	781.58	121.58	65.897	28.957	140.13
#1	-.00066	.22176	.00032	-.00176	.00173	.00057	.00001
#2	-.00010	-.04828	-.00022	-.00013	.00063	.00038	.00146
Errors	LC Pass	LC Pass	LC Pass	NOCHECK	NOCHECK	LC Pass	LC Pass
High	.01000	1.0000	.01000			.00500	.01500
Low	-.00300	-.50000	-.00300			-.00300	-.01000

Elem	Sb2068	1960/1	1960/2	Ti3372	Tl1908	V_2924	Zn2062
Units	ppm	ppm	ppm	ppm	ppm	ppm	ppm
Avge	-.00239	-.00094	.00157	.00021	-.00392	.00097	.00044
SDev	.00231	.00236	.00272	.00012	.00007	.00030	.00016
%RSD	96.872	249.95	173.18	55.173	1.8875	31.007	35.415
#1	-.00402	.00072	-.00035	.00029	-.00387	.00075	.00033
#2	-.00075	-.00261	.00349	.00013	-.00397	.00118	.00055
Errors	LC Pass	NOCHECK	NOCHECK	LC Pass	LC Pass	LC Pass	LC Pass
High	.02000			.00500	.02000	.00500	.01000
Low	-.01000			-.00200	-.01000	-.00300	-.00300

Elem	Sn1899	Ag3280

Units	ppm	ppm
Avge	.00176	-.00005
SDev	.00180	.00023
%RSD	102.06	419.03
#1	.00303	.00011
#2	.00049	-.00022
Errors	LC Pass	LC Pass
High	.01000	.00300
Low	-.00500	-.00300

IntStd	1	2	3	4	5	6	7
Mode	Counts	NOTUSED	NOTUSED	NOTUSED	NOTUSED	NOTUSED	NOTUSED
Elem	Y	--	--	--	--	--	--
Wavlen	371.030	--	--	--	--	--	--
Avge	3940	--	--	--	--	--	--
SDev	13.89475	--	--	--	--	--	--
%RSD	.3526206	--	--	--	--	--	--
#1	3950	--	--	--	--	--	--
#2	3931	--	--	--	--	--	--

Analysis Report 10/28/09 01:35:51 PM

Method: TRACE2 Sample Name: RSJ0339-05SOLRAW Operator: DAN
Run Time: 10/28/09 13:30:58
Comment:
Mode: CONC Corr. Factor: 1

Elem	Al3082	As1890	B_2496	Ba4934	Be3130	Ca3179	Cd2265
Units	ppm	ppm	ppm	ppm	ppm	ppm	ppm
Avge	.14972	.00194	.03339	.04783	.00007	39.749	.00027
SDev	.00157	.00002	.00083	.00034	.00003	.277	.00004
%RSD	1.0498	1.0924	2.4859	.71202	41.395	.69579	15.995
#1	.15083	.00195	.03280	.04758	.00009	39.553	.00024
#2	.14861	.00192	.03398	.04807	.00005	39.944	.00030
Errors	LC Pass	LC Pass	LC Pass	LC Pass	LC Pass	LC Pass	LC Pass
High	500.00	20.000	50.000	10.000	5.0000	600.00	30.000
Low	-.04000	-.00500	-.00800	-.00300	-.00300	-.05000	-.00150

Elem	Co2286	Cr2677	Cu3247	Fe2714	K_7664	Mg2790	Mn2576
Units	ppm	ppm	ppm	ppm	ppm	ppm	ppm
Avge	.00370	.00050	.00255	.22383	10.323	10.654	.05590
SDev	.00040	.00020	.00008	.01432	.002	.058	.00030
%RSD	10.684	40.481	3.0180	6.3991	.01817	.54637	.53317
#1	.00342	.00064	.00260	.23396	10.322	10.612	.05569
#2	.00398	.00036	.00249	.21370	10.325	10.695	.05611
Errors	LC Pass	LC Pass	LC Pass	LC Pass	LC Pass	LC Pass	LC Pass
High	40.000	40.000	25.000	500.00	400.00	400.00	20.000
Low	-.00300	-.00300	-.00400	-.04000	-.50000	-.04000	-.00300

Elem	Mo2020	Na3302	Ni2316	2203/1	2203/2	PB2203	SE1960
Units	ppm	ppm	ppm	ppm	ppm	ppm	ppm
Avge	.00107	11.242	.00258	-.00091	.00090	.00030	-.00301
SDev	.00042	.078	.00055	.00028	.00185	.00114	.00236
%RSD	39.766	.69778	21.389	30.594	205.58	384.29	78.480
#1	.00137	11.187	.00219	-.00071	-.00041	-.00051	-.00134
#2	.00077	11.298	.00297	-.00111	.00221	.00111	-.00468
Errors	LC Pass	LC Pass	LC Pass	NOCHECK	NOCHECK	LC Pass	LC Pass
High	10.000	600.00	25.000			60.000	40.000
Low	-.00500	-.50000	-.00300			-.00400	-.01000

Elem	Sb2068	1960/1	1960/2	Ti3372	Tl1908	V_2924	Zn2062
Units	ppm	ppm	ppm	ppm	ppm	ppm	ppm
Avge	.00138	-.00279	-.00311	.00492	-.00287	.00163	.00539
SDev	.00289	.00631	.00038	.00010	.00067	.00012	.00004
%RSD	209.50	226.06	12.308	2.0670	23.374	7.1957	.73034
#1	-.00066	.00167	-.00284	.00485	-.00239	.00154	.00542
#2	.00342	-.00726	-.00339	.00500	-.00334	.00171	.00536
Errors	LC Pass	NOCHECK	NOCHECK	LC Pass	LC Pass	LC Pass	LC Pass
High	50.000			10.000	40.000	50.000	10.000
Low	-.01000			-.00200	-.01000	-.00300	-.00300

Elem	Sn1899	Ag3280

Units	ppm	ppm
Avge	.00385	-.00023
SDev	.00076	.00027
%RSD	19.627	114.15
#1	.00438	-.00042
#2	.00332	-.00005
Errors	LC Pass	LC Pass
High	5.0000	2.0000
Low	-.01000	-.00400

IntStd	1	2	3	4	5	6	7
Mode	Counts	NOTUSED	NOTUSED	NOTUSED	NOTUSED	NOTUSED	NOTUSED
Elem	Y	--	--	--	--	--	--
Wavlen	371.030	--	--	--	--	--	--
Avge	4070	--	--	--	--	--	--
SDev	6.151967	--	--	--	--	--	--
%RSD	.1511670	--	--	--	--	--	--
#1	4074	--	--	--	--	--	--
#2	4065	--	--	--	--	--	--

Analysis Report 10/28/09 01:40:47 PM

Method: TRACE2 Sample Name: RSJ1160-02SOLRAW Operator: DAN
Run Time: 10/28/09 13:35:54
Comment:
Mode: CONC Corr. Factor: 1

Elem	Al3082	As1890	B_2496	Ba4934	Be3130	Ca3179	Cd2265
Units	ppm	ppm	ppm	ppm	ppm	ppm	ppm
Avge	.69857	.01306	.04211	.02487	.00007	23.981	.00014
SDev	.01103	.00044	.00013	.00012	.00002	.146	.00009
%RSD	1.5797	3.3969	.30826	.46432	28.792	.60853	64.644
#1	.69077	.01275	.04202	.02479	.00009	23.877	.00021
#2	.70637	.01337	.04220	.02495	.00006	24.084	.00008
Errors	LC Pass	LC Pass	LC Pass	LC Pass	LC Pass	LC Pass	LC Pass
High	500.00	20.000	50.000	10.000	5.0000	600.00	30.000
Low	-.04000	-.00500	-.00800	-.00300	-.00300	-.05000	-.00150

Elem	Co2286	Cr2677	Cu3247	Fe2714	K_7664	Mg2790	Mn2576
Units	ppm	ppm	ppm	ppm	ppm	ppm	ppm
Avge	.00371	.00394	.00620	8.0583	1.1733	5.1368	1.2293
SDev	.00009	.00052	.00000	.0555	.0018	.0353	.0086
%RSD	2.5276	13.181	.00434	.68890	.14917	.68631	.69692
#1	.00364	.00430	.00620	8.0190	1.1721	5.1118	1.2232
#2	.00378	.00357	.00620	8.0975	1.1746	5.1617	1.2353
Errors	LC Pass	LC Pass	LC Pass	LC Pass	LC Pass	LC Pass	LC Pass
High	40.000	40.000	25.000	500.00	400.00	400.00	20.000
Low	-.00300	-.00300	-.00400	-.04000	-.50000	-.04000	-.00300

Elem	Mo2020	Na3302	Ni2316	2203/1	2203/2	PB2203	SE1960
Units	ppm	ppm	ppm	ppm	ppm	ppm	ppm
Avge	-.00042	13.911	.00507	.00367	.00727	.00607	-.00161
SDev	.00072	.137	.00050	.00056	.00081	.00036	.00039
%RSD	170.38	.98721	9.9403	15.169	11.173	5.8686	24.160
#1	-.00093	13.813	.00543	.00328	.00784	.00632	-.00133
#2	.00009	14.008	.00471	.00406	.00669	.00582	-.00188
Errors	LC Pass	LC Pass	LC Pass	NOCHECK	NOCHECK	LC Pass	LC Pass
High	10.000	600.00	25.000			60.000	40.000
Low	-.00500	-.50000	-.00300			-.00400	-.01000

Elem	Sb2068	1960/1	1960/2	Ti3372	Tl1908	V_2924	Zn2062
Units	ppm	ppm	ppm	ppm	ppm	ppm	ppm
Avge	-.00030	.00098	-.00290	.02319	-.00236	.00298	.01590
SDev	.00282	.00146	.00015	.00171	.00091	.00034	.00034
%RSD	935.16	149.03	5.1099	7.3607	38.413	11.276	2.1409
#1	-.00229	.00201	-.00300	.02198	-.00172	.00322	.01566
#2	.00169	-.00005	-.00279	.02440	-.00301	.00274	.01614
Errors	LC Pass	NOCHECK	NOCHECK	LC Pass	LC Pass	LC Pass	LC Pass
High	50.000			10.000	40.000	50.000	10.000
Low	-.01000			-.00200	-.01000	-.00300	-.00300

Elem	Sn1899	Ag3280

Units	ppm	ppm
Avge	.00111	-.00079
SDev	.00083	.00039
%RSD	74.480	48.923
#1	.00170	-.00106
#2	.00053	-.00052
Errors	LC Pass	LC Pass
High	5.0000	2.0000
Low	-.01000	-.00400

IntStd	1	2	3	4	5	6	7
Mode	Counts	NOTUSED	NOTUSED	NOTUSED	NOTUSED	NOTUSED	NOTUSED
Elem	Y	--	--	--	--	--	--
Wavlen	371.030	--	--	--	--	--	--
Avge	4080	--	--	--	--	--	--
SDev	11.45510	--	--	--	--	--	--
%RSD	.2807621	--	--	--	--	--	--
#1	4088	--	--	--	--	--	--
#2	4072	--	--	--	--	--	--

Analysis Report 10/28/09 01:45:44 PM

Method: TRACE2 Sample Name: RSJ1131-20TOTRAW Operator: DAN
Run Time: 10/28/09 13:40:51
Comment:
Mode: CONC Corr. Factor: 1

Elem	Al3082	As1890	B_2496	Ba4934	Be3130	Ca3179	Cd2265
Units	ppm	ppm	ppm	ppm	ppm	ppm	ppm
Avge	.04425	.00275	.04034	.02174	-.00001	20.314	.00011
SDev	.00094	.00249	.00095	.00010	.00003	.188	.00008
%RSD	2.1234	90.593	2.3549	.44126	243.40	.92595	73.830
#1	.04359	.00451	.03966	.02167	-.00003	20.181	.00005
#2	.04492	.00099	.04101	.02180	.00001	20.447	.00017
Errors	LC Pass	LC Pass	LC Pass	LC Pass	LC Pass	LC Pass	LC Pass
High	500.00	20.000	50.000	10.000	5.0000	600.00	30.000
Low	-.04000	-.00500	-.00800	-.00300	-.00300	-.05000	-.00150

Elem	Co2286	Cr2677	Cu3247	Fe2714	K_7664	Mg2790	Mn2576
Units	ppm	ppm	ppm	ppm	ppm	ppm	ppm
Avge	.00027	.00008	.00093	.06426	5.1588	7.6755	.93011
SDev	.00052	.00034	.00007	.00210	.0046	.0467	.00380
%RSD	197.55	401.00	7.2699	3.2736	.08889	.60864	.40891
#1	-.00011	-.00015	.00098	.06277	5.1621	7.6424	.92743
#2	.00064	.00032	.00088	.06575	5.1556	7.7085	.93280
Errors	LC Pass	LC Pass	LC Pass	LC Pass	LC Pass	LC Pass	LC Pass
High	40.000	40.000	25.000	500.00	400.00	400.00	20.000
Low	-.00300	-.00300	-.00400	-.04000	-.50000	-.04000	-.00300

Elem	Mo2020	Na3302	Ni2316	2203/1	2203/2	PB2203	SE1960
Units	ppm	ppm	ppm	ppm	ppm	ppm	ppm
Avge	.00156	3.4816	.00197	.00577	-.00330	-.00028	-.00110
SDev	.00016	.1991	.00006	.00451	.00404	.00119	.00137
%RSD	10.437	5.7191	2.9443	78.172	122.60	430.14	124.67
#1	.00168	3.6224	.00193	.00896	-.00615	-.00112	-.00206
#2	.00145	3.3408	.00201	.00258	-.00044	.00057	-.00013
Errors	LC Pass	LC Pass	LC Pass	NOCHECK	NOCHECK	LC Pass	LC Pass
High	10.000	600.00	25.000			60.000	40.000
Low	-.00500	-.50000	-.00300			-.00400	-.01000

Elem	Sb2068	1960/1	1960/2	Ti3372	Tl1908	V_2924	Zn2062
Units	ppm	ppm	ppm	ppm	ppm	ppm	ppm
Avge	.00142	.00840	-.00585	.00050	-.00359	.00050	.00065
SDev	.00106	.00524	.00467	.00028	.00358	.00035	.00009
%RSD	74.800	62.319	79.854	55.753	99.779	70.187	13.356
#1	.00217	.01211	-.00915	.00070	-.00106	.00025	.00071
#2	.00067	.00470	-.00254	.00030	-.00613	.00074	.00059
Errors	LC Pass	NOCHECK	NOCHECK	LC Pass	LC Pass	LC Pass	LC Pass
High	50.000			10.000	40.000	50.000	10.000
Low	-.01000			-.00200	-.01000	-.00300	-.00300

Elem	Sn1899	Ag3280

Units	ppm	ppm
Avge	.00342	-.00004
SDev	.00159	.00026
%RSD	46.521	700.18
#1	.00455	.00014
#2	.00230	-.00022
Errors	LC Pass	LC Pass
High	5.0000	2.0000
Low	-.01000	-.00400

IntStd	1	2	3	4	5	6	7
Mode	Counts	NOTUSED	NOTUSED	NOTUSED	NOTUSED	NOTUSED	NOTUSED
Elem	Y	--	--	--	--	--	--
Wavlen	371.030	--	--	--	--	--	--
Avge	4039	--	--	--	--	--	--
SDev	30.60015	--	--	--	--	--	--
%RSD	.7576428	--	--	--	--	--	--
#1	4061	--	--	--	--	--	--
#2	4017	--	--	--	--	--	--

Analysis Report 10/28/09 02:03:41 PM

Method: TRACE2 Sample Name: RSJ1209-01TOTRAW Operator: DAN
Run Time: 10/28/09 13:58:48
Comment:
Mode: CONC Corr. Factor: 1

Elem	Al3082	As1890	B_2496	Ba4934	Be3130	Ca3179	Cd2265
Units	ppm	ppm	ppm	ppm	ppm	ppm	ppm
Avge	2.4860	.03068	.07952	.40104	.00085	126.53	-.00003
SDev	.1533	.00016	.00006	.00335	.00005	1.05	.00000
%RSD	6.1651	.52249	.07004	.83519	5.3982	.83293	2.0042
#1	2.5944	.03057	.07956	.40341	.00088	127.27	-.00003
#2	2.3776	.03080	.07948	.39868	.00082	125.78	-.00003
Errors	LC Pass	LC Pass	LC Pass	LC Pass	LC Pass	LC Pass	LC Pass
High	500.00	20.000	50.000	10.000	5.0000	600.00	30.000
Low	-.04000	-.00500	-.00800	-.00300	-.00300	-.05000	-.00150

Elem	Co2286	Cr2677	Cu3247	Fe2714	K_7664	Mg2790	Mn2576
Units	ppm	ppm	ppm	ppm	ppm	ppm	ppm
Avge	.00934	.00269	.00803	30.208	.45433	39.607	2.1234
SDev	.00026	.00122	.00005	.009	.01257	.103	.0034
%RSD	2.8293	45.310	.56250	.02823	2.7675	.25904	.16040
#1	.00953	.00355	.00806	30.202	.46322	39.534	2.1210
#2	.00915	.00183	.00799	30.214	.44544	39.679	2.1258
Errors	LC Pass	LC Pass	LC Pass	LC Pass	LC Pass	LC Pass	LC Pass
High	40.000	40.000	25.000	500.00	400.00	400.00	20.000
Low	-.00300	-.00300	-.00400	-.04000	-.50000	-.04000	-.00300

Elem	Mo2020	Na3302	Ni2316	2203/1	2203/2	PB2203	SE1960
Units	ppm	ppm	ppm	ppm	ppm	ppm	ppm
Avge	-.00071	20.269	.00911	.00082	.00641	.00455	.00184
SDev	.00066	.023	.00033	.00267	.00125	.00006	.00085
%RSD	93.234	.11519	3.6554	326.50	19.541	1.2292	46.117
#1	-.00024	20.252	.00935	-.00107	.00729	.00451	.00243
#2	-.00118	20.285	.00888	.00271	.00552	.00459	.00124
Errors	LC Pass	LC Pass	LC Pass	NOCHECK	NOCHECK	LC Pass	LC Pass
High	10.000	600.00	25.000			60.000	40.000
Low	-.00500	-.50000	-.00300			-.00400	-.01000

Elem	Sb2068	1960/1	1960/2	Ti3372	Tl1908	V_2924	Zn2062
Units	ppm	ppm	ppm	ppm	ppm	ppm	ppm
Avge	-.00522	.00507	.00022	.06965	-.00535	.01275	.00929
SDev	.00130	.00011	.00132	.01144	.00208	.00022	.00048
%RSD	24.901	2.0782	606.19	16.417	38.913	1.7465	5.2052
#1	-.00430	.00500	.00115	.07774	-.00388	.01259	.00963
#2	-.00614	.00515	-.00072	.06157	-.00682	.01291	.00895
Errors	LC Pass	NOCHECK	NOCHECK	LC Pass	LC Pass	LC Pass	LC Pass
High	50.000			10.000	40.000	50.000	10.000
Low	-.01000			-.00200	-.01000	-.00300	-.00300

Elem	Sn1899	Ag3280

Units	ppm	ppm
Avge	.01549	-.00104
SDev	.00002	.00007
%RSD	.15104	6.6655
#1	.01551	-.00109
#2	.01548	-.00099
Errors	LC Pass	LC Pass
High	5.0000	2.0000
Low	-.01000	-.00400

IntStd	1	2	3	4	5	6	7
Mode	Counts	NOTUSED	NOTUSED	NOTUSED	NOTUSED	NOTUSED	NOTUSED
Elem	Y	--	--	--	--	--	--
Wavlen	371.030	--	--	--	--	--	--
Avge	4122	--	--	--	--	--	--
SDev	19.51622	--	--	--	--	--	--
%RSD	.4734647	--	--	--	--	--	--
#1	4108	--	--	--	--	--	--
#2	4136	--	--	--	--	--	--

Analysis Report 10/28/09 02:11:35 PM

Method: TRACE2 Sample Name: 9J27067-BLK1 Operator: DAN
Run Time: 10/28/09 14:06:42
Comment:
Mode: CONC Corr. Factor: 1

Elem	Al3082	As1890	B_2496	Ba4934	Be3130	Ca3179	Cd2265
Units	ppm	ppm	ppm	ppm	ppm	ppm	ppm
Avge	.01062	-.00324	.00328	-.00002	-.00001	.04421	.00015
SDev	.00007	.00022	.00104	.00000	.00002	.00485	.00006
%RSD	.70914	6.6564	31.755	6.8475	322.23	10.976	38.574
#1	.01056	-.00309	.00402	-.00003	-.00002	.04764	.00020
#2	.01067	-.00340	.00254	-.00002	.00001	.04078	.00011
Errors	LC Pass	LC Pass	LC Pass	LC Pass	LC Pass	LC Pass	LC Pass
High	.20000	.01000	.02000	.00200	.00200	.50000	.00100
Low	-.04000	-.00500	-.00800	-.00300	-.00310	-.05000	-.00150

Elem	Co2286	Cr2677	Cu3247	Fe2714	K_7664	Mg2790	Mn2576
Units	ppm	ppm	ppm	ppm	ppm	ppm	ppm
Avge	.00070	.00060	-.00049	.04365	.01571	.01735	.00083
SDev	.00085	.00011	.00006	.00102	.00187	.00924	.00029
%RSD	121.12	18.002	12.539	2.3367	11.889	53.265	35.217
#1	.00131	.00068	-.00044	.04293	.01703	.01081	.00063
#2	.00010	.00053	-.00053	.04437	.01439	.02388	.00104
Errors	LC Pass	LC Pass	LC Pass	LC Pass	LC Pass	LC Pass	LC Pass
High	.00400	.00400	.01000	.05000	.50000	.20000	.00300
Low	-.00300	-.00300	-.00400	-.04000	-.50000	-.04000	-.00300

Elem	Mo2020	Na3302	Ni2316	2203/1	2203/2	PB2203	SE1960
Units	ppm	ppm	ppm	ppm	ppm	ppm	ppm
Avge	-.00006	.05995	.00011	-.00303	.00260	.00072	.00182
SDev	.00027	.22174	.00025	.00380	.00026	.00109	.00106
%RSD	417.41	369.89	224.21	125.25	10.086	150.48	58.196
#1	-.00026	.21674	.00029	-.00572	.00279	-.00005	.00107
#2	.00013	-.09684	-.00006	-.00035	.00242	.00150	.00257
Errors	LC Pass	LC Pass	LC Pass	NOCHECK	NOCHECK	LC Pass	LC Pass
High	.01000	1.0000	.01000			.00500	.01500
Low	-.00500	-.50000	-.00300			-.00400	-.01000

Elem	Sb2068	1960/1	1960/2	Ti3372	Tl1908	V_2924	Zn2062
Units	ppm	ppm	ppm	ppm	ppm	ppm	ppm
Avge	.00026	-.00022	.00284	-.00023	-.00308	.00084	.00140
SDev	.00193	.00264	.00027	.00036	.00179	.00035	.00029
%RSD	753.37	1208.4	9.5194	155.37	58.181	42.024	20.918
#1	-.00111	-.00208	.00265	-.00049	-.00181	.00109	.00161
#2	.00162	.00165	.00303	.00002	-.00435	.00059	.00119
Errors	LC Pass	NOCHECK	NOCHECK	LC Pass	LC Pass	LC Pass	LC Pass
High	.02000			.00500	.02000	.00500	.01000
Low	-.01000			-.00200	-.01000	-.00300	-.00300

Elem	Sn1899	Ag3280

Units	ppm	ppm
Avge	-.00097	-.00016
SDev	.00148	.00013
%RSD	151.86	79.069
#1	-.00202	-.00025
#2	.00007	-.00007
Errors	LC Pass	LC Pass
High	.01000	.00300
Low	-.01000	-.00400

IntStd	1	2	3	4	5	6	7
Mode	Counts	NOTUSED	NOTUSED	NOTUSED	NOTUSED	NOTUSED	NOTUSED
Elem	Y	--	--	--	--	--	--
Wavlen	371.030	--	--	--	--	--	--
Avge	3954	--	--	--	--	--	--
SDev	17.28873	--	--	--	--	--	--
%RSD	.4372962	--	--	--	--	--	--
#1	3966	--	--	--	--	--	--
#2	3941	--	--	--	--	--	--

Analysis Report 10/28/09 02:16:32 PM

Method: TRACE2 Sample Name: 9J27067-BS1 Operator: DAN
Run Time: 10/28/09 14:11:39
Comment:
Mode: CONC Corr. Factor: 1

Elem	Al3082	As1890	B_2496	Ba4934	Be3130	Ca3179	Cd2265
Units	ppm	ppm	ppm	ppm	ppm	ppm	ppm
Avge	9.5971	.19873	.19515	.20023	.19341	9.7686	.19369
SDev	.0347	.00049	.00145	.00069	.00047	.0266	.00047
%RSD	.36183	.24517	.74302	.34712	.24110	.27268	.24516
#1	9.5726	.19907	.19412	.19974	.19308	9.7497	.19403
#2	9.6217	.19838	.19617	.20072	.19374	9.7874	.19336
Errors	LC Pass	LC Pass	LC Pass	LC Pass	LC Pass	LC Pass	LC Pass
High	11.500	.23000	.23000	.23000	.23000	11.500	.23000
Low	8.5000	.17000	.17000	.17000	.17000	8.5000	.17000

Elem	Co2286	Cr2677	Cu3247	Fe2714	K_7664	Mg2790	Mn2576
Units	ppm	ppm	ppm	ppm	ppm	ppm	ppm
Avge	.19752	.19527	.19731	9.4836	9.9557	9.7606	.19439
SDev	.00006	.00017	.00037	.0314	.0221	.0323	.00037
%RSD	.02772	.08964	.18645	.33078	.22245	.33123	.19236
#1	.19756	.19539	.19757	9.5058	9.9714	9.7834	.19465
#2	.19748	.19514	.19705	9.4614	9.9401	9.7377	.19412
Errors	LC Pass	LC Pass	LC Pass	LC Pass	LC Pass	LC Pass	LC Pass
High	.23000	.23000	.23000	11.500	11.500	11.500	.23000
Low	.17000	.17000	.17000	8.5000	8.5000	8.5000	.17000

Elem	Mo2020	Na3302	Ni2316	2203/1	2203/2	PB2203	SE1960
Units	ppm	ppm	ppm	ppm	ppm	ppm	ppm
Avge	.19728	9.4450	.19344	.19323	.19897	.19706	.19362
SDev	.00218	.0398	.00113	.00331	.00048	.00078	.00038
%RSD	1.1059	.42098	.58307	1.7103	.24253	.39514	.19852
#1	.19883	9.4169	.19264	.19557	.19863	.19761	.19389
#2	.19574	9.4731	.19423	.19089	.19931	.19651	.19335
Errors	LC Pass	LC Pass	LC Pass	NOCHECK	NOCHECK	LC Pass	LC Pass
High	.23000	11.500	.23000			.23000	.23000
Low	.17000	8.5000	.17000			.17000	.17000

Elem	Sb2068	1960/1	1960/2	Ti3372	Tl1908	V_2924	Zn2062
Units	ppm	ppm	ppm	ppm	ppm	ppm	ppm
Avge	.20134	.19167	.19460	.20013	.19688	.19910	.19648
SDev	.00408	.00097	.00106	.00004	.00038	.00044	.00118
%RSD	2.0245	.50890	.54691	.01847	.19300	.22204	.60027
#1	.20422	.19098	.19535	.20011	.19715	.19941	.19731
#2	.19845	.19236	.19384	.20016	.19661	.19879	.19564
Errors	LC Pass	NOCHECK	NOCHECK	LC Pass	LC Pass	LC Pass	LC Pass
High	.23000			.23000	.23000	.23000	.23000
Low	.17000			.17000	.17000	.17000	.17000

Elem	Sn1899	Ag3280

Units	ppm	ppm
Avge	.19435	.04779
SDev	.00251	.00046
%RSD	1.2892	.96285
#1	.19612	.04811
#2	.19258	.04746
Errors	LC Pass	LC Pass
High	.23000	.05750
Low	.17000	.04250

IntStd	1	2	3	4	5	6	7
Mode	Counts	NOTUSED	NOTUSED	NOTUSED	NOTUSED	NOTUSED	NOTUSED
Elem	Y	--	--	--	--	--	--
Wavlen	371.030	--	--	--	--	--	--
Avge	3995	--	--	--	--	--	--
SDev	.6363270	--	--	--	--	--	--
%RSD	.0159298	--	--	--	--	--	--
#1	3994	--	--	--	--	--	--
#2	3995	--	--	--	--	--	--

Analysis Report 10/28/09 02:21:28 PM

Method: TRACE2 Sample Name: RSJ0423-07RE1 Operator: DAN
Run Time: 10/28/09 14:16:35
Comment:
Mode: CONC Corr. Factor: 1

Elem	Al3082	As1890	B_2496	Ba4934	Be3130	Ca3179	Cd2265
Units	ppm	ppm	ppm	ppm	ppm	ppm	ppm
Avge	.01971	.00298	.24296	.09069	.00011	45.923	.00004
SDev	.00517	.00038	.00146	.00026	.00002	.063	.00005
%RSD	26.227	12.703	.60043	.28552	15.502	.13713	117.98
#1	.01605	.00324	.24399	.09087	.00010	45.967	.00007
#2	.02336	.00271	.24193	.09050	.00012	45.878	.00001
Errors	LC Pass	LC Pass	LC Pass	LC Pass	LC Pass	LC Pass	LC Pass
High	500.00	20.000	50.000	10.000	5.0000	600.00	30.000
Low	-.04000	-.00500	-.00800	-.00300	-.00300	-.05000	-.00150

Elem	Co2286	Cr2677	Cu3247	Fe2714	K_7664	Mg2790	Mn2576
Units	ppm	ppm	ppm	ppm	ppm	ppm	ppm
Avge	.00192	.00086	.00084	.05050	3.1709	28.155	.04785
SDev	.00036	.00027	.00027	.01140	.0143	.057	.00009
%RSD	18.784	31.080	32.709	22.578	.45093	.20371	.17792
#1	.00166	.00067	.00103	.04244	3.1608	28.195	.04791
#2	.00217	.00105	.00064	.05856	3.1810	28.114	.04779
Errors	LC Pass	LC Pass	LC Pass	LC Pass	LC Pass	LC Pass	LC Pass
High	40.000	40.000	25.000	500.00	400.00	400.00	20.000
Low	-.00300	-.00300	-.00400	-.04000	-.50000	-.04000	-.00300

Elem	Mo2020	Na3302	Ni2316	2203/1	2203/2	PB2203	SE1960
Units	ppm	ppm	ppm	ppm	ppm	ppm	ppm
Avge	.06891	69.876	.00466	-.00126	.00113	.00033	-.00160
SDev	.00061	.039	.00044	.00158	.00036	.00077	.00022
%RSD	.88078	.05624	9.3198	124.73	32.164	231.45	13.530
#1	.06934	69.904	.00436	-.00238	.00087	-.00021	-.00175
#2	.06848	69.849	.00497	-.00015	.00138	.00087	-.00144
Errors	LC Pass	LC Pass	LC Pass	NOCHECK	NOCHECK	LC Pass	LC Pass
High	10.000	600.00	25.000			60.000	40.000
Low	-.00500	-.50000	-.00300			-.00400	-.01000

Elem	Sb2068	1960/1	1960/2	Ti3372	Tl1908	V_2924	Zn2062
Units	ppm	ppm	ppm	ppm	ppm	ppm	ppm
Avge	.00219	-.00427	-.00026	.00026	-.00249	.00026	.02289
SDev	.00441	.00194	.00129	.00031	.00138	.00053	.00014
%RSD	201.22	45.445	495.86	118.59	55.353	201.62	.60740
#1	-.00093	-.00290	-.00118	.00004	-.00346	-.00011	.02280
#2	.00531	-.00564	.00065	.00048	-.00151	.00064	.02299
Errors	LC Pass	NOCHECK	NOCHECK	LC Pass	LC Pass	LC Pass	LC Pass
High	50.000			10.000	40.000	50.000	10.000
Low	-.01000			-.00200	-.01000	-.00300	-.00300

Elem	Sn1899	Ag3280

Units	ppm	ppm
Avge	.00008	-.00035
SDev	.00249	.00010
%RSD	3067.3	29.146
#1	-.00168	-.00028
#2	.00184	-.00043
Errors	LC Pass	LC Pass
High	5.0000	2.0000
Low	-.01000	-.00400

IntStd	1	2	3	4	5	6	7
Mode	Counts	NOTUSED	NOTUSED	NOTUSED	NOTUSED	NOTUSED	NOTUSED
Elem	Y	--	--	--	--	--	--
Wavlen	371.030	--	--	--	--	--	--
Avge	3948	--	--	--	--	--	--
SDev	6.310963	--	--	--	--	--	--
%RSD	.1598354	--	--	--	--	--	--
#1	3953	--	--	--	--	--	--
#2	3944	--	--	--	--	--	--

Analysis Report 10/28/09 02:26:24 PM

Method: TRACE2 Sample Name: RSJ0932-01 Operator: DAN
Run Time: 10/28/09 14:21:31
Comment:
Mode: CONC Corr. Factor: 1

Elem	Al3082	As1890	B_2496	Ba4934	Be3130	Ca3179	Cd2265
Units	ppm	ppm	ppm	ppm	ppm	ppm	ppm
Avge	.01904	-.00106	.57284	.01167	.00007	75.799	-.00005
SDev	.00224	.00032	.00330	.00009	.00000	.648	.00018
%RSD	11.740	30.123	.57589	.79990	5.4748	.85511	381.17
#1	.02062	-.00083	.57050	.01173	.00007	75.341	-.00017
#2	.01746	-.00129	.57517	.01160	.00007	76.257	.00008
Errors	LC Pass	LC Pass	LC Pass	LC Pass	LC Pass	LC Pass	LC Pass
High	500.00	20.000	50.000	10.000	5.0000	600.00	30.000
Low	-.04000	-.00500	-.00800	-.00300	-.00300	-.05000	-.00150

Elem	Co2286	Cr2677	Cu3247	Fe2714	K_7664	Mg2790	Mn2576
Units	ppm	ppm	ppm	ppm	ppm	ppm	ppm
Avge	.00030	.00058	-.00050	.12212	1.9887	32.262	.02616
SDev	.00052	.00032	.00009	.00804	.0107	.068	.00010
%RSD	170.03	55.524	17.736	6.5847	.53734	.21023	.37835
#1	-.00006	.00035	-.00056	.11643	1.9811	32.214	.02609
#2	.00067	.00080	-.00043	.12780	1.9962	32.310	.02623
Errors	LC Pass	LC Pass	LC Pass	LC Pass	LC Pass	LC Pass	LC Pass
High	40.000	40.000	25.000	500.00	400.00	400.00	20.000
Low	-.00300	-.00300	-.00400	-.04000	-.50000	-.04000	-.00300

Elem	Mo2020	Na3302	Ni2316	2203/1	2203/2	PB2203	SE1960
Units	ppm	ppm	ppm	ppm	ppm	ppm	ppm
Avge	.00285	90.688	.00050	-.00100	.00017	-.00022	.00163
SDev	.00015	.470	.00002	.00058	.00117	.00058	.00086
%RSD	5.3529	.51869	3.0960	58.269	669.53	270.16	52.843
#1	.00275	90.355	.00049	-.00059	-.00065	-.00063	.00102
#2	.00296	91.021	.00051	-.00141	.00100	.00020	.00224
Errors	LC Pass	LC Pass	LC Pass	NOCHECK	NOCHECK	LC Pass	LC Pass
High	10.000	600.00	25.000			60.000	40.000
Low	-.00500	-.50000	-.00300			-.00400	-.01000

Elem	Sb2068	1960/1	1960/2	Ti3372	Tl1908	V_2924	Zn2062
Units	ppm	ppm	ppm	ppm	ppm	ppm	ppm
Avge	-.00081	.00296	.00096	-.00008	-.00293	.00042	.00134
SDev	.00574	.00180	.00219	.00008	.00048	.00024	.00001
%RSD	706.12	60.907	227.84	92.109	16.307	56.599	.61167
#1	-.00487	.00424	-.00059	-.00003	-.00259	.00025	.00134
#2	.00325	.00169	.00251	-.00014	-.00327	.00059	.00135
Errors	LC Pass	NOCHECK	NOCHECK	LC Pass	LC Pass	LC Pass	LC Pass
High	50.000			10.000	40.000	50.000	10.000
Low	-.01000			-.00200	-.01000	-.00300	-.00300

Elem	Sn1899	Ag3280

Units	ppm	ppm
Avge	-.00003	-.00009
SDev	.00216	.00056
%RSD	7794.0	606.99
#1	-.00156	-.00049
#2	.00150	.00031
Errors	LC Pass	LC Pass
High	5.0000	2.0000
Low	-.01000	-.00400

IntStd	1	2	3	4	5	6	7
Mode	Counts	NOTUSED	NOTUSED	NOTUSED	NOTUSED	NOTUSED	NOTUSED
Elem	Y	--	--	--	--	--	--
Wavlen	371.030	--	--	--	--	--	--
Avge	3927	--	--	--	--	--	--
SDev	14.74324	--	--	--	--	--	--
%RSD	.3754615	--	--	--	--	--	--
#1	3937	--	--	--	--	--	--
#2	3916	--	--	--	--	--	--

Analysis Report 10/28/09 02:31:21 PM

Method: TRACE2 Sample Name: RSJ0932-02 Operator: DAN
Run Time: 10/28/09 14:26:28
Comment:
Mode: CONC Corr. Factor: 1

Elem	Al3082	As1890	B_2496	Ba4934	Be3130	Ca3179	Cd2265
Units	ppm	ppm	ppm	ppm	ppm	ppm	ppm
Avge	.01341	.00045	.41825	.01409	.00005	74.106	.00008
SDev	.00268	.00130	.00356	.00013	.00002	.461	.00010
%RSD	19.994	287.22	.85181	.89769	44.035	.62217	131.20
#1	.01151	-.00047	.42077	.01400	.00007	74.432	.00015
#2	.01530	.00138	.41573	.01418	.00004	73.780	.00001
Errors	LC Pass	LC Pass	LC Pass	LC Pass	LC Pass	LC Pass	LC Pass
High	500.00	20.000	50.000	10.000	5.0000	600.00	30.000
Low	-.04000	-.00500	-.00800	-.00300	-.00300	-.05000	-.00150

Elem	Co2286	Cr2677	Cu3247	Fe2714	K_7664	Mg2790	Mn2576
Units	ppm	ppm	ppm	ppm	ppm	ppm	ppm
Avge	.00048	.00017	-.00048	.15633	2.0514	31.328	.04212
SDev	.00032	.00027	.00006	.00041	.0417	.214	.00031
%RSD	65.856	161.13	12.216	.26251	2.0316	.68452	.74062
#1	.00070	.00036	-.00052	.15662	2.0809	31.480	.04234
#2	.00026	-.00002	-.00044	.15604	2.0220	31.177	.04190
Errors	LC Pass	LC Pass	LC Pass	LC Pass	LC Pass	LC Pass	LC Pass
High	40.000	40.000	25.000	500.00	400.00	400.00	20.000
Low	-.00300	-.00300	-.00400	-.04000	-.50000	-.04000	-.00300

Elem	Mo2020	Na3302	Ni2316	2203/1	2203/2	PB2203	SE1960
Units	ppm	ppm	ppm	ppm	ppm	ppm	ppm
Avge	.00399	78.815	.00074	.00029	-.00187	-.00115	-.00168
SDev	.00087	.438	.00057	.00301	.00061	.00059	.00037
%RSD	21.724	.55554	76.679	1029.7	32.736	51.567	21.786
#1	.00461	79.125	.00034	.00242	-.00230	-.00073	-.00194
#2	.00338	78.505	.00114	-.00183	-.00144	-.00157	-.00142
Errors	LC Pass	LC Pass	LC Pass	NOCHECK	NOCHECK	LC Pass	LC Pass
High	10.000	600.00	25.000			60.000	40.000
Low	-.00500	-.50000	-.00300			-.00400	-.01000

Elem	Sb2068	1960/1	1960/2	Ti3372	Tl1908	V_2924	Zn2062
Units	ppm	ppm	ppm	ppm	ppm	ppm	ppm
Avge	.00173	-.00010	-.00247	.00001	-.00222	.00038	.00110
SDev	.00019	.00119	.00004	.00016	.00001	.00030	.00027
%RSD	10.798	1184.4	1.7514	2314.5	.47947	78.788	24.674
#1	.00186	-.00094	-.00244	-.00011	-.00222	.00059	.00129
#2	.00160	.00074	-.00251	.00012	-.00223	.00017	.00090
Errors	LC Pass	NOCHECK	NOCHECK	LC Pass	LC Pass	LC Pass	LC Pass
High	50.000			10.000	40.000	50.000	10.000
Low	-.01000			-.00200	-.01000	-.00300	-.00300

Elem	Sn1899	Ag3280

Units	ppm	ppm
Avge	.00158	-.00001
SDev	.00083	.00027
%RSD	52.195	2376.3
#1	.00217	.00018
#2	.00100	-.00020
Errors	LC Pass	LC Pass
High	5.0000	2.0000
Low	-.01000	-.00400

IntStd	1	2	3	4	5	6	7
Mode	Counts	NOTUSED	NOTUSED	NOTUSED	NOTUSED	NOTUSED	NOTUSED
Elem	Y	--	--	--	--	--	--
Wavlen	371.030	--	--	--	--	--	--
Avge	3921	--	--	--	--	--	--
SDev	32.13797	--	--	--	--	--	--
%RSD	.8195900	--	--	--	--	--	--
#1	3899	--	--	--	--	--	--
#2	3944	--	--	--	--	--	--

Analysis Report 10/28/09 02:36:17 PM

Method: TRACE2 Sample Name: SEQ-SRD@5 Operator: DAN
Run Time: 10/28/09 14:31:24
Comment:
Mode: CONC Corr. Factor: 1

Elem	Al3082	As1890	B_2496	Ba4934	Be3130	Ca3179	Cd2265
Units	ppm	ppm	ppm	ppm	ppm	ppm	ppm
Avge	.00857	.00021	.08385	.00300	.00009	14.834	-.00007
SDev	.00025	.00236	.00066	.00007	.00001	.069	.00004
%RSD	2.9053	1127.9	.78995	2.4664	5.8840	.46381	58.779
#1	.00840	.00188	.08339	.00295	.00009	14.883	-.00010
#2	.00875	-.00146	.08432	.00305	.00008	14.785	-.00004
Errors	LC Pass	LC Pass	LC Pass	LC Pass	LC Pass	LC Pass	LC Pass
High	500.00	20.000	50.000	10.000	5.0000	600.00	30.000
Low	-.04000	-.00500	-.00800	-.00300	-.00300	-.05000	-.00150

Elem	Co2286	Cr2677	Cu3247	Fe2714	K_7664	Mg2790	Mn2576
Units	ppm	ppm	ppm	ppm	ppm	ppm	ppm
Avge	.00021	-.00003	-.00066	.03320	.38535	6.2543	.00832
SDev	.00016	.00034	.00071	.00410	.00735	.0224	.00001
%RSD	74.999	1080.8	106.32	12.341	1.9071	.35783	.13972
#1	.00032	-.00027	-.00116	.03031	.39055	6.2701	.00831
#2	.00010	.00021	-.00016	.03610	.38016	6.2385	.00833
Errors	LC Pass	LC Pass	LC Pass	LC Pass	LC Pass	LC Pass	LC Pass
High	40.000	40.000	25.000	500.00	400.00	400.00	20.000
Low	-.00300	-.00300	-.00400	-.04000	-.50000	-.04000	-.00300

Elem	Mo2020	Na3302	Ni2316	2203/1	2203/2	PB2203	SE1960
Units	ppm	ppm	ppm	ppm	ppm	ppm	ppm
Avge	-.00022	15.369	.00005	.00039	-.00074	-.00037	-.00112
SDev	.00007	.067	.00055	.00016	.00090	.00065	.00251
%RSD	29.963	.43479	1173.2	40.460	120.94	178.20	224.55
#1	-.00017	15.416	-.00034	.00050	-.00011	.00010	-.00289
#2	-.00027	15.322	.00044	.00028	-.00138	-.00083	.00066
Errors	LC Pass	LC Pass	LC Pass	NOCHECK	NOCHECK	LC Pass	LC Pass
High	10.000	600.00	25.000			60.000	40.000
Low	-.00500	-.50000	-.00300			-.00400	-.01000

Elem	Sb2068	1960/1	1960/2	Ti3372	Tl1908	V_2924	Zn2062
Units	ppm	ppm	ppm	ppm	ppm	ppm	ppm
Avge	-.00205	-.00067	-.00135	.00008	-.00220	.00072	.00041
SDev	.00353	.00302	.00226	.00049	.00078	.00006	.00011
%RSD	172.38	453.77	167.87	653.27	35.600	7.9665	26.017
#1	-.00454	-.00280	-.00294	-.00027	-.00276	.00068	.00049
#2	.00045	.00147	.00025	.00042	-.00165	.00076	.00034
Errors	LC Pass	NOCHECK	NOCHECK	LC Pass	LC Pass	LC Pass	LC Pass
High	50.000			10.000	40.000	50.000	10.000
Low	-.01000			-.00200	-.01000	-.00300	-.00300

Elem	Sn1899	Ag3280

Units	ppm	ppm
Avge	.00063	-.00012
SDev	.00019	.00025
%RSD	29.812	215.52
#1	.00076	.00006
#2	.00050	-.00030
Errors	LC Pass	LC Pass
High	5.0000	2.0000
Low	-.01000	-.00400

IntStd	1	2	3	4	5	6	7
Mode	Counts	NOTUSED	NOTUSED	NOTUSED	NOTUSED	NOTUSED	NOTUSED
Elem	Y	--	--	--	--	--	--
Wavlen	371.030	--	--	--	--	--	--
Avge	3923	--	--	--	--	--	--
SDev	16.06890	--	--	--	--	--	--
%RSD	.4095617	--	--	--	--	--	--
#1	3912	--	--	--	--	--	--
#2	3935	--	--	--	--	--	--

Analysis Report QC Standard 10/28/09 02:44:11 PM

Method: TRACE2 Sample Name: SEQ-CCV Operator: DAN
Run Time: 10/28/09 14:39:18
Comment:
Mode: CONC Corr. Factor: 1

Elem	Al3082	As1890	B_2496	Ba4934	Be3130	Ca3179	Cd2265
Units	ppm	ppm	ppm	ppm	ppm	ppm	ppm
Avge	24.560	.49505	.47661	.49568	.48698	24.368	.47762
SDev	.165	.00743	.00187	.00367	.00379	.169	.00097
%RSD	.67216	1.5003	.39193	.73969	.77817	.69270	.20263
#1	24.677	.50031	.47793	.49827	.48966	24.487	.47831
#2	24.443	.48980	.47529	.49309	.48430	24.248	.47694
Errors	QC Pass	QC Pass	QC Pass	QC Pass	QC Pass	QC Pass	QC Pass
Value	25.000	.50000	.50000	.50000	.50000	25.000	.50000
Range	10.000	10.000	10.000	10.000	10.000	10.000	10.000

Elem	Co2286	Cr2677	Cu3247	Fe2714	K_7664	Mg2790	Mn2576
Units	ppm	ppm	ppm	ppm	ppm	ppm	ppm
Avge	.49345	.49127	.49285	24.192	24.798	24.310	.49629
SDev	.00057	.00158	.00410	.073	.135	.023	.00111
%RSD	.11475	.32119	.83272	.30021	.54548	.09479	.22371
#1	.49385	.49239	.49576	24.243	24.893	24.327	.49708
#2	.49305	.49015	.48995	24.141	24.702	24.294	.49551
Errors	QC Pass	QC Pass	QC Pass	QC Pass	QC Pass	QC Pass	QC Pass
Value	.50000	.50000	.50000	25.000	25.000	25.000	.50000
Range	10.000	10.000	10.000	10.000	10.000	10.000	10.000

Elem	Mo2020	Na3302	Ni2316	2203/1	2203/2	PB2203	SE1960
Units	ppm	ppm	ppm	ppm	ppm	ppm	ppm
Avge	.49289	23.857	.48458	.49515	.49300	.49372	.50147
SDev	.00020	.182	.00443	.00030	.00457	.00295	.00636
%RSD	.04128	.76243	.91431	.05997	.92629	.59691	1.2689
#1	.49274	23.986	.48772	.49494	.49623	.49580	.50597
#2	.49303	23.729	.48145	.49536	.48977	.49163	.49697
Errors	QC Pass	QC Pass	QC Pass	NOCHECK	NOCHECK	QC Pass	QC Pass
Value	.50000	25.000	.50000			.50000	.50000
Range	10.000	10.000	10.000			10.000	10.000

Elem	Sb2068	1960/1	1960/2	Ti3372	Tl1908	V_2924	Zn2062
Units	ppm	ppm	ppm	ppm	ppm	ppm	ppm
Avge	.50871	.50714	.49865	.50512	.50035	.50106	.49100
SDev	.00297	.00130	.01020	.00302	.00575	.00031	.00027
%RSD	.58357	.25702	2.0448	.59711	1.1501	.06122	.05512
#1	.51081	.50622	.50586	.50725	.50442	.50084	.49119
#2	.50661	.50807	.49144	.50298	.49628	.50128	.49081
Errors	QC Pass	NOCHECK	NOCHECK	QC Pass	QC Pass	QC Pass	QC Pass
Value	.50000			.50000	.50000	.50000	.50000
Range	10.000			10.000	10.000	10.000	10.000

Elem	Sn1899	Ag3280

Units	ppm	ppm
Avge	.49939	.48133
SDev	.00097	.00127
%RSD	.19361	.26349
#1	.49871	.48222
#2	.50007	.48043
Errors	QC Pass	QC Pass
Value	.50000	.50000
Range	10.000	10.000

IntStd	1	2	3	4	5	6	7
Mode	Counts	NOTUSED	NOTUSED	NOTUSED	NOTUSED	NOTUSED	NOTUSED
Elem	Y	--	--	--	--	--	--
Wavlen	371.030	--	--	--	--	--	--
Avge	3923	--	--	--	--	--	--
SDev	19.99355	--	--	--	--	--	--
%RSD	.5096413	--	--	--	--	--	--
#1	3909	--	--	--	--	--	--
#2	3937	--	--	--	--	--	--

Analysis Report Blank Sample 10/28/09 02:49:08 PM

Method: TRACE2 Sample Name: SEQ-CCB Operator: DAN
Run Time: 10/28/09 14:44:15
Comment:
Mode: CONC Corr. Factor: 1

Elem	Al3082	As1890	B_2496	Ba4934	Be3130	Ca3179	Cd2265
Units	ppm	ppm	ppm	ppm	ppm	ppm	ppm
Avge	.03060	-.00059	.00035	.00047	.00038	.03007	.00018
SDev	.00272	.00005	.00052	.00000	.00004	.00404	.00001
%RSD	8.8773	8.5537	149.14	.36665	11.055	13.434	4.7793
#1	.03252	-.00062	.00072	.00047	.00035	.02721	.00017
#2	.02868	-.00055	-.00002	.00047	.00041	.03292	.00019
Errors	LC Pass	LC Pass	LC Pass	LC Pass	LC Pass	LC Pass	LC Pass
High	.20000	.01000	.02000	.00200	.00200	.50000	.00100
Low	-.04000	-.00500	-.00500	-.00300	-.00300	-.04000	-.00200

Elem	Co2286	Cr2677	Cu3247	Fe2714	K_7664	Mg2790	Mn2576
Units	ppm	ppm	ppm	ppm	ppm	ppm	ppm
Avge	.00053	.00034	-.00127	.02623	.02190	.02846	.00032
SDev	.00016	.00043	.00062	.00121	.00986	.00137	.00009
%RSD	29.572	127.18	48.800	4.6328	45.009	4.8131	28.726
#1	.00064	.00003	-.00083	.02537	.02887	.02749	.00025
#2	.00042	.00064	-.00170	.02709	.01493	.02942	.00038
Errors	LC Pass	LC Pass	LC Pass	LC Pass	LC Pass	LC Pass	LC Pass
High	.00400	.00400	.01000	.05000	.50000	.20000	.00300
Low	-.00300	-.00300	-.00400	-.04000	-.50000	-.04000	-.00300

Elem	Mo2020	Na3302	Ni2316	2203/1	2203/2	PB2203	SE1960
Units	ppm	ppm	ppm	ppm	ppm	ppm	ppm
Avge	.00038	.05840	.00058	-.00010	.00025	.00014	-.00251
SDev	.00012	.09870	.00012	.00040	.00083	.00069	.00257
%RSD	30.946	169.00	21.299	401.20	325.03	502.66	102.29
#1	.00029	.12819	.00049	-.00038	-.00033	-.00035	-.00433
#2	.00046	-.01139	.00066	.00018	.00084	.00062	-.00070
Errors	LC Pass	LC Pass	LC Pass	NOCHECK	NOCHECK	LC Pass	LC Pass
High	.01000	1.0000	.01000			.00500	.01500
Low	-.00300	-.50000	-.00300			-.00300	-.01000

Elem	Sb2068	1960/1	1960/2	Ti3372	Tl1908	V_2924	Zn2062
Units	ppm	ppm	ppm	ppm	ppm	ppm	ppm
Avge	.00074	-.00124	-.00315	.00042	-.00249	.00046	.00058
SDev	.00278	.00388	.00192	.00043	.00191	.00006	.00015
%RSD	377.05	311.81	60.924	101.67	76.923	12.894	25.497
#1	.00270	-.00398	-.00451	.00072	-.00384	.00050	.00048
#2	-.00123	.00150	-.00179	.00012	-.00113	.00042	.00069
Errors	LC Pass	NOCHECK	NOCHECK	LC Pass	LC Pass	LC Pass	LC Pass
High	.02000			.00500	.02000	.00500	.01000
Low	-.01000			-.00200	-.01000	-.00300	-.00300

Elem	Sn1899	Ag3280

Units	ppm	ppm
Avge	.00133	.00027
SDev	.00056	.00016
%RSD	42.440	59.103
#1	.00093	.00016
#2	.00173	.00038
Errors	LC Pass	LC Pass
High	.01000	.00300
Low	-.00500	-.00300

IntStd	1	2	3	4	5	6	7
Mode	Counts	NOTUSED	NOTUSED	NOTUSED	NOTUSED	NOTUSED	NOTUSED
Elem	Y	--	--	--	--	--	--
Wavlen	371.030	--	--	--	--	--	--
Avge	3943	--	--	--	--	--	--
SDev	7.689786	--	--	--	--	--	--
%RSD	.1950046	--	--	--	--	--	--
#1	3938	--	--	--	--	--	--
#2	3949	--	--	--	--	--	--

Analysis Report 10/28/09 02:54:04 PM

Method: TRACE2 Sample Name: 9J27067-PS1 Operator: DAN
Run Time: 10/28/09 14:49:11
Comment:
Mode: CONC Corr. Factor: 1

Elem	Al3082	As1890	B_2496	Ba4934	Be3130	Ca3179	Cd2265
Units	ppm	ppm	ppm	ppm	ppm	ppm	ppm
Avge	10.027	.20921	.60749	.21602	.19897	81.742	.19695
SDev	.017	.00021	.00227	.00014	.00058	.245	.00011
%RSD	.17401	.10232	.37322	.06688	.28970	.30031	.05315
#1	10.039	.20937	.60588	.21612	.19938	81.915	.19702
#2	10.015	.20906	.60909	.21592	.19857	81.568	.19688
Errors	LC Pass	LC Pass	LC Pass	LC Pass	LC Pass	LC Pass	LC Pass
High	500.00	20.000	50.000	10.000	5.0000	600.00	30.000
Low	-.04000	-.00500	-.00800	-.00300	-.00300	-.05000	-.00150

Elem	Co2286	Cr2677	Cu3247	Fe2714	K_7664	Mg2790	Mn2576
Units	ppm	ppm	ppm	ppm	ppm	ppm	ppm
Avge	.20410	.19964	.20150	9.9089	12.659	40.483	.24281
SDev	.00014	.00002	.00084	.0034	.052	.107	.00018
%RSD	.06703	.00930	.41480	.03466	.41418	.26340	.07412
#1	.20419	.19966	.20209	9.9065	12.696	40.558	.24293
#2	.20400	.19963	.20091	9.9113	12.622	40.408	.24268
Errors	LC Pass	LC Pass	LC Pass	LC Pass	LC Pass	LC Pass	LC Pass
High	40.000	40.000	25.000	500.00	400.00	400.00	20.000
Low	-.00300	-.00300	-.00400	-.04000	-.50000	-.04000	-.00300

Elem	Mo2020	Na3302	Ni2316	2203/1	2203/2	PB2203	SE1960
Units	ppm	ppm	ppm	ppm	ppm	ppm	ppm
Avge	.20909	86.423	.19712	.19935	.20059	.20017	.20122
SDev	.00055	.247	.00020	.00090	.00040	.00003	.00148
%RSD	.26106	.28623	.10075	.44924	.20049	.01497	.73692
#1	.20871	86.598	.19726	.19871	.20087	.20015	.20227
#2	.20948	86.248	.19698	.19998	.20030	.20019	.20017
Errors	LC Pass	LC Pass	LC Pass	NOCHECK	NOCHECK	LC Pass	LC Pass
High	10.000	600.00	25.000			60.000	40.000
Low	-.00500	-.50000	-.00300			-.00400	-.01000

Elem	Sb2068	1960/1	1960/2	Ti3372	Tl1908	V_2924	Zn2062
Units	ppm	ppm	ppm	ppm	ppm	ppm	ppm
Avge	.21206	.20265	.20051	.20666	.20106	.20837	.20012
SDev	.00070	.00003	.00224	.00056	.00066	.00044	.00070
%RSD	.33190	.01523	1.1170	.27196	.32863	.20963	.34802
#1	.21256	.20262	.20210	.20706	.20060	.20806	.20061
#2	.21157	.20267	.19893	.20626	.20153	.20868	.19963
Errors	LC Pass	NOCHECK	NOCHECK	LC Pass	LC Pass	LC Pass	LC Pass
High	50.000			10.000	40.000	50.000	10.000
Low	-.01000			-.00200	-.01000	-.00300	-.00300

Elem	Sn1899	Ag3280

Units	ppm	ppm
Avge	.12876	.04452
SDev	.00156	.00030
%RSD	1.2108	.67215
#1	.12986	.04431
#2	.12766	.04473
Errors	LC Pass	LC Pass
High	5.0000	2.0000
Low	-.01000	-.00400

IntStd	1	2	3	4	5	6	7
Mode	Counts	NOTUSED	NOTUSED	NOTUSED	NOTUSED	NOTUSED	NOTUSED
Elem	Y	--	--	--	--	--	--
Wavlen	371.030	--	--	--	--	--	--
Avge	3958	--	--	--	--	--	--
SDev	1.803157	--	--	--	--	--	--
%RSD	.0455576	--	--	--	--	--	--
#1	3957	--	--	--	--	--	--
#2	3959	--	--	--	--	--	--

Analysis Report 10/28/09 02:59:00 PM

Method: TRACE2 Sample Name: 9J27067-MS1 Operator: DAN
Run Time: 10/28/09 14:54:08
Comment:
Mode: CONC Corr. Factor: 1

Elem	Al3082	As1890	B_2496	Ba4934	Be3130	Ca3179	Cd2265
Units	ppm	ppm	ppm	ppm	ppm	ppm	ppm
Avge	9.5004	.20027	.59658	.21326	.19346	80.263	.19152
SDev	.0419	.00056	.00087	.00064	.00075	.306	.00034
%RSD	.44062	.27920	.14624	.29782	.38929	.38087	.17890
#1	9.5300	.19987	.59719	.21371	.19400	80.479	.19176
#2	9.4708	.20066	.59596	.21281	.19293	80.046	.19128
Errors	LC Pass	LC Pass	LC Pass	LC Pass	LC Pass	LC Pass	LC Pass
High	500.00	20.000	50.000	10.000	5.0000	600.00	30.000
Low	-.04000	-.00500	-.00800	-.00300	-.00300	-.05000	-.00150

Elem	Co2286	Cr2677	Cu3247	Fe2714	K_7664	Mg2790	Mn2576
Units	ppm	ppm	ppm	ppm	ppm	ppm	ppm
Avge	.19734	.19398	.19587	9.6692	12.231	39.526	.23636
SDev	.00027	.00013	.00041	.0106	.050	.125	.00057
%RSD	.13709	.06566	.21128	.10938	.40521	.31510	.24189
#1	.19753	.19389	.19558	9.6767	12.266	39.614	.23677
#2	.19715	.19407	.19617	9.6617	12.196	39.438	.23596
Errors	LC Pass	LC Pass	LC Pass	LC Pass	LC Pass	LC Pass	LC Pass
High	40.000	40.000	25.000	500.00	400.00	400.00	20.000
Low	-.00300	-.00300	-.00400	-.04000	-.50000	-.04000	-.00300

Elem	Mo2020	Na3302	Ni2316	2203/1	2203/2	PB2203	SE1960
Units	ppm	ppm	ppm	ppm	ppm	ppm	ppm
Avge	.20288	84.569	.19200	.18987	.19371	.19243	.19409
SDev	.00020	.036	.00094	.00310	.00092	.00042	.00389
%RSD	.09639	.04277	.49166	1.6309	.47660	.21585	2.0025
#1	.20302	84.594	.19267	.19206	.19306	.19273	.19684
#2	.20274	84.543	.19133	.18768	.19436	.19214	.19134
Errors	LC Pass	LC Pass	LC Pass	NOCHECK	NOCHECK	LC Pass	LC Pass
High	10.000	600.00	25.000			60.000	40.000
Low	-.00500	-.50000	-.00300			-.00400	-.01000

Elem	Sb2068	1960/1	1960/2	Ti3372	Tl1908	V_2924	Zn2062
Units	ppm	ppm	ppm	ppm	ppm	ppm	ppm
Avge	.20404	.19239	.19494	.19975	.19579	.20072	.19416
SDev	.00184	.00925	.00121	.00072	.00087	.00008	.00040
%RSD	.90388	4.8074	.61841	.36050	.44556	.03918	.20741
#1	.20274	.19893	.19580	.20026	.19517	.20067	.19445
#2	.20535	.18585	.19409	.19924	.19640	.20078	.19388
Errors	LC Pass	NOCHECK	NOCHECK	LC Pass	LC Pass	LC Pass	LC Pass
High	50.000			10.000	40.000	50.000	10.000
Low	-.01000			-.00200	-.01000	-.00300	-.00300

Elem	Sn1899	Ag3280

Units	ppm	ppm
Avge	.19657	.04800
SDev	.00055	.00013
%RSD	.27861	.27923
#1	.19618	.04809
#2	.19695	.04790
Errors	LC Pass	LC Pass
High	5.0000	2.0000
Low	-.01000	-.00400

IntStd	1	2	3	4	5	6	7
Mode	Counts	NOTUSED	NOTUSED	NOTUSED	NOTUSED	NOTUSED	NOTUSED
Elem	Y	--	--	--	--	--	--
Wavlen	371.030	--	--	--	--	--	--
Avge	3958	--	--	--	--	--	--
SDev	19.41005	--	--	--	--	--	--
%RSD	.4903849	--	--	--	--	--	--
#1	3944	--	--	--	--	--	--
#2	3972	--	--	--	--	--	--

Analysis Report 10/28/09 03:03:57 PM

Method: TRACE2 Sample Name: 9J27067-MSD1 Operator: DAN
Run Time: 10/28/09 14:59:04
Comment:
Mode: CONC Corr. Factor: 1

Elem	Al3082	As1890	B_2496	Ba4934	Be3130	Ca3179	Cd2265
Units	ppm	ppm	ppm	ppm	ppm	ppm	ppm
Avge	9.4730	.20061	.59958	.21311	.19269	81.924	.18951
SDev	.0102	.00401	.00062	.00000	.00004	.032	.00001
%RSD	.10746	1.9996	.10313	.00147	.02277	.03865	.00247
#1	9.4802	.20344	.60001	.21311	.19272	81.902	.18951
#2	9.4658	.19777	.59914	.21310	.19266	81.946	.18952
Errors	LC Pass	LC Pass	LC Pass	LC Pass	LC Pass	LC Pass	LC Pass
High	500.00	20.000	50.000	10.000	5.0000	600.00	30.000
Low	-.04000	-.00500	-.00800	-.00300	-.00300	-.05000	-.00150

Elem	Co2286	Cr2677	Cu3247	Fe2714	K_7664	Mg2790	Mn2576
Units	ppm	ppm	ppm	ppm	ppm	ppm	ppm
Avge	.19597	.19260	.19517	9.5779	12.215	40.018	.23556
SDev	.00038	.00062	.00003	.0229	.019	.056	.00008
%RSD	.19501	.31958	.01291	.23935	.15779	.14110	.03361
#1	.19570	.19304	.19519	9.5941	12.229	39.978	.23562
#2	.19624	.19217	.19515	9.5617	12.202	40.058	.23551
Errors	LC Pass	LC Pass	LC Pass	LC Pass	LC Pass	LC Pass	LC Pass
High	40.000	40.000	25.000	500.00	400.00	400.00	20.000
Low	-.00300	-.00300	-.00400	-.04000	-.50000	-.04000	-.00300

Elem	Mo2020	Na3302	Ni2316	2203/1	2203/2	PB2203	SE1960
Units	ppm	ppm	ppm	ppm	ppm	ppm	ppm
Avge	.20121	86.350	.19075	.19121	.19480	.19360	.19541
SDev	.00004	.023	.00036	.00349	.00195	.00014	.00093
%RSD	.02015	.02662	.18678	1.8262	1.0029	.07243	.47674
#1	.20118	86.334	.19100	.18874	.19618	.19370	.19607
#2	.20124	86.366	.19050	.19368	.19341	.19350	.19475
Errors	LC Pass	LC Pass	LC Pass	NOCHECK	NOCHECK	LC Pass	LC Pass
High	10.000	600.00	25.000			60.000	40.000
Low	-.00500	-.50000	-.00300			-.00400	-.01000

Elem	Sb2068	1960/1	1960/2	Ti3372	Tl1908	V_2924	Zn2062
Units	ppm	ppm	ppm	ppm	ppm	ppm	ppm
Avge	.20766	.19888	.19368	.19913	.19392	.19996	.19277
SDev	.00220	.00696	.00488	.00034	.00100	.00016	.00019
%RSD	1.0609	3.5020	2.5196	.17075	.51523	.08175	.10012
#1	.20610	.19396	.19713	.19889	.19321	.20008	.19291
#2	.20922	.20381	.19023	.19937	.19463	.19985	.19263
Errors	LC Pass	NOCHECK	NOCHECK	LC Pass	LC Pass	LC Pass	LC Pass
High	50.000			10.000	40.000	50.000	10.000
Low	-.01000			-.00200	-.01000	-.00300	-.00300

Elem	Sn1899	Ag3280

Units	ppm	ppm
Avge	.19432	.04833
SDev	.00022	.00019
%RSD	.11158	.38619
#1	.19447	.04820
#2	.19417	.04846
Errors	LC Pass	LC Pass
High	5.0000	2.0000
Low	-.01000	-.00400

IntStd	1	2	3	4	5	6	7
Mode	Counts	NOTUSED	NOTUSED	NOTUSED	NOTUSED	NOTUSED	NOTUSED
Elem	Y	--	--	--	--	--	--
Wavlen	371.030	--	--	--	--	--	--
Avge	3933	--	--	--	--	--	--
SDev	9.068610	--	--	--	--	--	--
%RSD	.2305928	--	--	--	--	--	--
#1	3926	--	--	--	--	--	--
#2	3939	--	--	--	--	--	--

Analysis Report 10/28/09 03:08:53 PM

Method: TRACE2 Sample Name: RSJ0932-03 Operator: DAN
Run Time: 10/28/09 15:04:00
Comment:
Mode: CONC Corr. Factor: 1

Elem	Al3082	As1890	B_2496	Ba4934	Be3130	Ca3179	Cd2265
Units	ppm	ppm	ppm	ppm	ppm	ppm	ppm
Avge	.02784	.00114	.87619	.00696	.00022	158.58	.00015
SDev	.00046	.00086	.00577	.00004	.00009	2.06	.00001
%RSD	1.6353	76.078	.65836	.56888	38.641	1.3000	5.8549
#1	.02817	.00052	.88027	.00699	.00029	160.04	.00016
#2	.02752	.00175	.87211	.00694	.00016	157.13	.00014
Errors	LC Pass	LC Pass	LC Pass	LC Pass	LC Pass	LC Pass	LC Pass
High	500.00	20.000	50.000	10.000	5.0000	600.00	30.000
Low	-.04000	-.00500	-.00800	-.00300	-.00300	-.05000	-.00150

Elem	Co2286	Cr2677	Cu3247	Fe2714	K_7664	Mg2790	Mn2576
Units	ppm	ppm	ppm	ppm	ppm	ppm	ppm
Avge	.00061	.00060	-.00072	.06945	2.8009	60.587	.00898
SDev	.00009	.00001	.00029	.00600	.0457	.650	.00015
%RSD	14.822	.88487	39.807	8.6328	1.6316	1.0734	1.6480
#1	.00067	.00061	-.00052	.07369	2.8332	61.047	.00909
#2	.00054	.00060	-.00092	.06521	2.7686	60.127	.00888
Errors	LC Pass	LC Pass	LC Pass	LC Pass	LC Pass	LC Pass	LC Pass
High	40.000	40.000	25.000	500.00	400.00	400.00	20.000
Low	-.00300	-.00300	-.00400	-.04000	-.50000	-.04000	-.00300

Elem	Mo2020	Na3302	Ni2316	2203/1	2203/2	PB2203	SE1960
Units	ppm	ppm	ppm	ppm	ppm	ppm	ppm
Avge	.00706	140.64	.00067	-.00260	.00022	-.00072	-.00000
SDev	.00042	1.66	.00006	.00103	.00022	.00020	.00121
%RSD	5.9116	1.1786	8.3165	39.758	101.82	27.359	84698.
#1	.00736	141.81	.00063	-.00333	.00037	-.00086	-.00086
#2	.00677	139.47	.00071	-.00187	.00006	-.00058	.00085
Errors	LC Pass	LC Pass	LC Pass	NOCHECK	NOCHECK	LC Pass	LC Pass
High	10.000	600.00	25.000			60.000	40.000
Low	-.00500	-.50000	-.00300			-.00400	-.01000

Elem	Sb2068	1960/1	1960/2	Ti3372	Tl1908	V_2924	Zn2062
Units	ppm	ppm	ppm	ppm	ppm	ppm	ppm
Avge	.00234	-.00016	.00008	-.00004	-.00369	.00073	.00165
SDev	.00455	.00887	.00262	.00003	.00213	.00055	.00055
%RSD	194.29	5448.3	3308.4	83.948	57.815	75.113	33.066
#1	-.00087	-.00644	.00193	-.00006	-.00218	.00111	.00204
#2	.00556	.00611	-.00178	-.00002	-.00519	.00034	.00126
Errors	LC Pass	NOCHECK	NOCHECK	LC Pass	LC Pass	LC Pass	LC Pass
High	50.000			10.000	40.000	50.000	10.000
Low	-.01000			-.00200	-.01000	-.00300	-.00300

Elem	Sn1899	Ag3280

Units	ppm	ppm
Avge	.00124	-.00064
SDev	.00081	.00027
%RSD	65.316	42.639
#1	.00067	-.00045
#2	.00181	-.00083
Errors	LC Pass	LC Pass
High	5.0000	2.0000
Low	-.01000	-.00400

IntStd	1	2	3	4	5	6	7
Mode	Counts	NOTUSED	NOTUSED	NOTUSED	NOTUSED	NOTUSED	NOTUSED
Elem	Y	--	--	--	--	--	--
Wavlen	371.030	--	--	--	--	--	--
Avge	3902	--	--	--	--	--	--
SDev	52.92701	--	--	--	--	--	--
%RSD	1.356555	--	--	--	--	--	--
#1	3864	--	--	--	--	--	--
#2	3939	--	--	--	--	--	--

Analysis Report 10/28/09 03:13:50 PM

Method: TRACE2 Sample Name: RSJ0932-04 Operator: DAN
Run Time: 10/28/09 15:08:57
Comment:
Mode: CONC Corr. Factor: 1

Elem	Al3082	As1890	B_2496	Ba4934	Be3130	Ca3179	Cd2265
Units	ppm	ppm	ppm	ppm	ppm	ppm	ppm
Avge	.01164	-.00037	.54834	.00907	.00006	107.96	.00007
SDev	.00158	.00150	.00127	.00014	.00000	.04	.00020
%RSD	13.547	401.20	.23127	1.5178	4.2094	.04024	293.81
#1	.01052	-.00144	.54745	.00898	.00006	107.99	-.00007
#2	.01275	.00069	.54924	.00917	.00006	107.93	.00021
Errors	LC Pass	LC Pass	LC Pass	LC Pass	LC Pass	LC Pass	LC Pass
High	500.00	20.000	50.000	10.000	5.0000	600.00	30.000
Low	-.04000	-.00500	-.00800	-.00300	-.00300	-.05000	-.00150

Elem	Co2286	Cr2677	Cu3247	Fe2714	K_7664	Mg2790	Mn2576
Units	ppm	ppm	ppm	ppm	ppm	ppm	ppm
Avge	.00137	.00035	-.00052	.19175	2.4482	40.491	.01788
SDev	.00054	.00028	.00066	.00430	.0001	.008	.00004
%RSD	39.319	79.499	128.21	2.2442	.00313	.01998	.20612
#1	.00099	.00015	-.00098	.19479	2.4481	40.485	.01785
#2	.00175	.00054	-.00005	.18871	2.4482	40.496	.01790
Errors	LC Pass	LC Pass	LC Pass	LC Pass	LC Pass	LC Pass	LC Pass
High	40.000	40.000	25.000	500.00	400.00	400.00	20.000
Low	-.00300	-.00300	-.00400	-.04000	-.50000	-.04000	-.00300

Elem	Mo2020	Na3302	Ni2316	2203/1	2203/2	PB2203	SE1960
Units	ppm	ppm	ppm	ppm	ppm	ppm	ppm
Avge	.00364	83.035	.00074	-.00063	.00076	.00030	-.00010
SDev	.00019	.141	.00002	.00126	.00047	.00073	.00155
%RSD	5.2530	.16984	3.3278	199.78	61.106	245.71	1578.5
#1	.00350	82.936	.00072	.00026	.00109	.00082	.00100
#2	.00377	83.135	.00075	-.00153	.00043	-.00022	-.00119
Errors	LC Pass	LC Pass	LC Pass	NOCHECK	NOCHECK	LC Pass	LC Pass
High	10.000	600.00	25.000			60.000	40.000
Low	-.00500	-.50000	-.00300			-.00400	-.01000

Elem	Sb2068	1960/1	1960/2	Ti3372	Tl1908	V_2924	Zn2062
Units	ppm	ppm	ppm	ppm	ppm	ppm	ppm
Avge	-.00117	.00387	-.00208	-.00026	-.00287	-.00004	.00141
SDev	.00056	.00177	.00144	.00028	.00107	.00018	.00000
%RSD	47.783	45.708	68.985	105.41	37.265	431.99	.09350
#1	-.00077	.00512	-.00107	-.00046	-.00211	-.00017	.00141
#2	-.00156	.00262	-.00310	-.00007	-.00363	.00008	.00140
Errors	LC Pass	NOCHECK	NOCHECK	LC Pass	LC Pass	LC Pass	LC Pass
High	50.000			10.000	40.000	50.000	10.000
Low	-.01000			-.00200	-.01000	-.00300	-.00300

Elem	Sn1899	Ag3280

Units	ppm	ppm
Avge	.00136	-.00032
SDev	.00044	.00049
%RSD	32.794	153.17
#1	.00104	-.00067
#2	.00167	.00003
Errors	LC Pass	LC Pass
High	5.0000	2.0000
Low	-.01000	-.00400

IntStd	1	2	3	4	5	6	7
Mode	Counts	NOTUSED	NOTUSED	NOTUSED	NOTUSED	NOTUSED	NOTUSED
Elem	Y	--	--	--	--	--	--
Wavlen	371.030	--	--	--	--	--	--
Avge	3943	--	--	--	--	--	--
SDev	2.068149	--	--	--	--	--	--
%RSD	.0524550	--	--	--	--	--	--
#1	3941	--	--	--	--	--	--
#2	3944	--	--	--	--	--	--

Analysis Report 10/28/09 03:18:46 PM

Method: TRACE2 Sample Name: RSJ0932-05 Operator: DAN
Run Time: 10/28/09 15:13:53
Comment:
Mode: CONC Corr. Factor: 1

Elem	Al3082	As1890	B_2496	Ba4934	Be3130	Ca3179	Cd2265
Units	ppm	ppm	ppm	ppm	ppm	ppm	ppm
Avge	.00750	-.00092	.74238	.00751	.00001	101.30	.00004
SDev	.00363	.00124	.00264	.00013	.00002	.43	.00005
%RSD	48.378	135.51	.35591	1.7388	121.98	.42344	126.74
#1	.01006	-.00004	.74424	.00760	.00003	101.60	.00000
#2	.00493	-.00180	.74051	.00742	.00000	101.00	.00008
Errors	LC Pass	LC Pass	LC Pass	LC Pass	LC Pass	LC Pass	LC Pass
High	500.00	20.000	50.000	10.000	5.0000	600.00	30.000
Low	-.04000	-.00500	-.00800	-.00300	-.00300	-.05000	-.00150

Elem	Co2286	Cr2677	Cu3247	Fe2714	K_7664	Mg2790	Mn2576
Units	ppm	ppm	ppm	ppm	ppm	ppm	ppm
Avge	.00078	.00018	.00009	.14072	2.3707	39.613	.01778
SDev	.00025	.00020	.00024	.00127	.0061	.155	.00000
%RSD	31.722	111.64	252.42	.90253	.25893	.39229	.01831
#1	.00061	.00033	.00026	.13983	2.3751	39.723	.01778
#2	.00096	.00004	-.00007	.14162	2.3664	39.503	.01778
Errors	LC Pass	LC Pass	LC Pass	LC Pass	LC Pass	LC Pass	LC Pass
High	40.000	40.000	25.000	500.00	400.00	400.00	20.000
Low	-.00300	-.00300	-.00400	-.04000	-.50000	-.04000	-.00300

Elem	Mo2020	Na3302	Ni2316	2203/1	2203/2	PB2203	SE1960
Units	ppm	ppm	ppm	ppm	ppm	ppm	ppm
Avge	.00645	114.26	-.00009	-.00338	.00175	.00004	-.00105
SDev	.00014	.49	.00067	.00044	.00065	.00029	.00215
%RSD	2.1680	.42985	743.23	13.087	37.138	699.61	204.79
#1	.00655	114.61	.00038	-.00307	.00129	-.00016	-.00258
#2	.00636	113.92	-.00056	-.00369	.00221	.00024	.00047
Errors	LC Pass	LC Pass	LC Pass	NOCHECK	NOCHECK	LC Pass	LC Pass
High	10.000	600.00	25.000			60.000	40.000
Low	-.00500	-.50000	-.00300			-.00400	-.01000

Elem	Sb2068	1960/1	1960/2	Ti3372	Tl1908	V_2924	Zn2062
Units	ppm	ppm	ppm	ppm	ppm	ppm	ppm
Avge	.00133	-.00331	.00008	-.00091	-.00521	-.00008	.00095
SDev	.00310	.00107	.00377	.00004	.00292	.00024	.00016
%RSD	233.81	32.302	4843.0	4.5915	55.996	295.07	16.645
#1	.00352	-.00256	-.00259	-.00088	-.00315	.00009	.00106
#2	-.00087	-.00407	.00274	-.00094	-.00728	-.00025	.00084
Errors	LC Pass	NOCHECK	NOCHECK	LC Pass	LC Pass	LC Pass	LC Pass
High	50.000			10.000	40.000	50.000	10.000
Low	-.01000			-.00200	-.01000	-.00300	-.00300

Elem	Sn1899	Ag3280

Units	ppm	ppm
Avge	.00120	-.00066
SDev	.00170	.00017
%RSD	141.48	25.843
#1	-.00000	-.00054
#2	.00241	-.00078
Errors	LC Pass	LC Pass
High	5.0000	2.0000
Low	-.01000	-.00400

IntStd	1	2	3	4	5	6	7
Mode	Counts	NOTUSED	NOTUSED	NOTUSED	NOTUSED	NOTUSED	NOTUSED
Elem	Y	--	--	--	--	--	--
Wavlen	371.030	--	--	--	--	--	--
Avge	3923	--	--	--	--	--	--
SDev	11.98542	--	--	--	--	--	--
%RSD	.3055032	--	--	--	--	--	--
#1	3915	--	--	--	--	--	--
#2	3932	--	--	--	--	--	--

Analysis Report 10/28/09 03:23:43 PM

Method: TRACE2 Sample Name: RSJ0932-06 Operator: DAN
Run Time: 10/28/09 15:18:50
Comment:
Mode: CONC Corr. Factor: 1

Elem	Al3082	As1890	B_2496	Ba4934	Be3130	Ca3179	Cd2265
Units	ppm	ppm	ppm	ppm	ppm	ppm	ppm
Avge	.01124	-.00003	.88425	.00688	.00005	159.38	-.00008
SDev	.00068	.00089	.00251	.00015	.00003	.23	.00002
%RSD	6.0974	3169.6	.28410	2.2389	65.390	.14481	26.579
#1	.01173	-.00066	.88603	.00677	.00002	159.21	-.00006
#2	.01076	.00060	.88247	.00699	.00007	159.54	-.00009
Errors	LC Pass	LC Pass	LC Pass	LC Pass	LC Pass	LC Pass	LC Pass
High	500.00	20.000	50.000	10.000	5.0000	600.00	30.000
Low	-.04000	-.00500	-.00800	-.00300	-.00300	-.05000	-.00150

Elem	Co2286	Cr2677	Cu3247	Fe2714	K_7664	Mg2790	Mn2576
Units	ppm	ppm	ppm	ppm	ppm	ppm	ppm
Avge	.00027	.00018	-.00047	.13215	2.8370	61.093	.00836
SDev	.00020	.00029	.00009	.00163	.0087	.037	.00013
%RSD	73.263	158.10	18.623	1.2322	.30580	.06033	1.5347
#1	.00013	.00039	-.00053	.13100	2.8432	61.067	.00827
#2	.00042	-.00002	-.00041	.13330	2.8309	61.119	.00845
Errors	LC Pass	LC Pass	LC Pass	LC Pass	LC Pass	LC Pass	LC Pass
High	40.000	40.000	25.000	500.00	400.00	400.00	20.000
Low	-.00300	-.00300	-.00400	-.04000	-.50000	-.04000	-.00300

Elem	Mo2020	Na3302	Ni2316	2203/1	2203/2	PB2203	SE1960
Units	ppm	ppm	ppm	ppm	ppm	ppm	ppm
Avge	.00707	141.78	.00021	-.00002	-.00055	-.00037	.00039
SDev	.00047	.31	.00006	.00174	.00057	.00020	.00216
%RSD	6.6814	.21565	26.539	7684.9	103.66	52.952	559.44
#1	.00674	141.99	.00017	.00121	-.00095	-.00023	.00192
#2	.00741	141.56	.00025	-.00125	-.00015	-.00052	-.00114
Errors	LC Pass	LC Pass	LC Pass	NOCHECK	NOCHECK	LC Pass	LC Pass
High	10.000	600.00	25.000			60.000	40.000
Low	-.00500	-.50000	-.00300			-.00400	-.01000

Elem	Sb2068	1960/1	1960/2	Ti3372	Tl1908	V_2924	Zn2062
Units	ppm	ppm	ppm	ppm	ppm	ppm	ppm
Avge	-.00159	.00203	-.00044	-.00027	-.00337	-.00033	.00087
SDev	.00203	.00230	.00440	.00017	.00160	.00048	.00016
%RSD	128.34	113.06	1005.8	64.402	47.577	143.40	18.018
#1	-.00015	.00041	.00267	-.00039	-.00450	.00000	.00076
#2	-.00302	.00366	-.00355	-.00015	-.00224	-.00067	.00098
Errors	LC Pass	NOCHECK	NOCHECK	LC Pass	LC Pass	LC Pass	LC Pass
High	50.000			10.000	40.000	50.000	10.000
Low	-.01000			-.00200	-.01000	-.00300	-.00300

Elem	Sn1899	Ag3280

Units	ppm	ppm
Avge	-.00062	-.00021
SDev	.00009	.00068
%RSD	14.099	323.73
#1	-.00068	.00027
#2	-.00056	-.00069
Errors	LC Pass	LC Pass
High	5.0000	2.0000
Low	-.01000	-.00400

IntStd	1	2	3	4	5	6	7
Mode	Counts	NOTUSED	NOTUSED	NOTUSED	NOTUSED	NOTUSED	NOTUSED
Elem	Y	--	--	--	--	--	--
Wavlen	371.030	--	--	--	--	--	--
Avge	3939	--	--	--	--	--	--
SDev	11.03093	--	--	--	--	--	--
%RSD	.2800600	--	--	--	--	--	--
#1	3947	--	--	--	--	--	--
#2	3931	--	--	--	--	--	--

Analysis Report 10/28/09 03:28:40 PM

Method: TRACE2 Sample Name: RSJ0932-07 Operator: DAN
Run Time: 10/28/09 15:23:47
Comment:
Mode: CONC Corr. Factor: 1

Elem	Al3082	As1890	B_2496	Ba4934	Be3130	Ca3179	Cd2265
Units	ppm	ppm	ppm	ppm	ppm	ppm	ppm
Avge	.00981	-.00108	.86486	.00657	.00006	155.76	-.00003
SDev	.00212	.00324	.00153	.00004	.00001	.60	.00016
%RSD	21.622	300.96	.17699	.55156	11.054	.38344	547.42
#1	.01131	-.00337	.86377	.00655	.00005	156.18	-.00014
#2	.00831	.00121	.86594	.00660	.00006	155.34	.00008
Errors	LC Pass	LC Pass	LC Pass	LC Pass	LC Pass	LC Pass	LC Pass
High	500.00	20.000	50.000	10.000	5.0000	600.00	30.000
Low	-.04000	-.00500	-.00800	-.00300	-.00300	-.05000	-.00150

Elem	Co2286	Cr2677	Cu3247	Fe2714	K_7664	Mg2790	Mn2576
Units	ppm	ppm	ppm	ppm	ppm	ppm	ppm
Avge	.00027	.00019	-.00081	.13063	2.7529	59.732	.00821
SDev	.00011	.00002	.00045	.00515	.0041	.098	.00003
%RSD	41.152	7.8046	55.309	3.9435	.14845	.16460	.42631
#1	.00035	.00018	-.00113	.12699	2.7500	59.802	.00818
#2	.00019	.00020	-.00050	.13427	2.7558	59.663	.00823
Errors	LC Pass	LC Pass	LC Pass	LC Pass	LC Pass	LC Pass	LC Pass
High	40.000	40.000	25.000	500.00	400.00	400.00	20.000
Low	-.00300	-.00300	-.00400	-.04000	-.50000	-.04000	-.00300

Elem	Mo2020	Na3302	Ni2316	2203/1	2203/2	PB2203	SE1960
Units	ppm	ppm	ppm	ppm	ppm	ppm	ppm
Avge	.00650	138.26	.00061	-.00105	.00045	-.00005	.00102
SDev	.00058	.40	.00061	.00041	.00101	.00054	.00492
%RSD	8.9571	.28835	100.11	38.799	223.96	1160.3	484.48
#1	.00691	138.54	.00104	-.00133	.00117	.00034	-.00246
#2	.00608	137.97	.00018	-.00076	-.00026	-.00043	.00449
Errors	LC Pass	LC Pass	LC Pass	NOCHECK	NOCHECK	LC Pass	LC Pass
High	10.000	600.00	25.000			60.000	40.000
Low	-.00500	-.50000	-.00300			-.00400	-.01000

Elem	Sb2068	1960/1	1960/2	Ti3372	Tl1908	V_2924	Zn2062
Units	ppm	ppm	ppm	ppm	ppm	ppm	ppm
Avge	.00095	.00180	.00062	-.00037	-.00379	-.00021	.00103
SDev	.00064	.00731	.00372	.00007	.00090	.00006	.00006
%RSD	66.633	406.18	597.49	18.092	23.652	28.472	5.4749
#1	.00140	-.00337	-.00201	-.00041	-.00443	-.00017	.00107
#2	.00050	.00697	.00326	-.00032	-.00316	-.00025	.00099
Errors	LC Pass	NOCHECK	NOCHECK	LC Pass	LC Pass	LC Pass	LC Pass
High	50.000			10.000	40.000	50.000	10.000
Low	-.01000			-.00200	-.01000	-.00300	-.00300

Elem	Sn1899	Ag3280

Units	ppm	ppm
Avge	.00141	-.00022
SDev	.00021	.00054
%RSD	14.778	243.18
#1	.00126	.00016
#2	.00156	-.00061
Errors	LC Pass	LC Pass
High	5.0000	2.0000
Low	-.01000	-.00400

IntStd	1	2	3	4	5	6	7
Mode	Counts	NOTUSED	NOTUSED	NOTUSED	NOTUSED	NOTUSED	NOTUSED
Elem	Y	--	--	--	--	--	--
Wavlen	371.030	--	--	--	--	--	--
Avge	3912	--	--	--	--	--	--
SDev	10.87177	--	--	--	--	--	--
%RSD	.2779002	--	--	--	--	--	--
#1	3904	--	--	--	--	--	--
#2	3920	--	--	--	--	--	--

Analysis Report 10/28/09 03:33:36 PM

Method: TRACE2 Sample Name: RSJ0932-08 Operator: DAN
Run Time: 10/28/09 15:28:43
Comment:
Mode: CONC Corr. Factor: 1

Elem	Al3082	As1890	B_2496	Ba4934	Be3130	Ca3179	Cd2265
Units	ppm	ppm	ppm	ppm	ppm	ppm	ppm
Avge	.00887	-.00079	.00367	.00008	-.00002	.13062	.00014
SDev	.00062	.00004	.00007	.00001	.00003	.02364	.00004
%RSD	6.9782	4.5172	2.0240	10.563	155.30	18.100	24.890
#1	.00843	-.00081	.00372	.00007	.00000	.11390	.00012
#2	.00930	-.00076	.00362	.00008	-.00004	.14733	.00017
Errors	LC Pass	LC Pass	LC Pass	LC Pass	LC Pass	LC Pass	LC Pass
High	500.00	20.000	50.000	10.000	5.0000	600.00	30.000
Low	-.04000	-.00500	-.00800	-.00300	-.00300	-.05000	-.00150

Elem	Co2286	Cr2677	Cu3247	Fe2714	K_7664	Mg2790	Mn2576
Units	ppm	ppm	ppm	ppm	ppm	ppm	ppm
Avge	.00047	.00061	.00005	.01306	.02136	.04282	.00005
SDev	.00047	.00013	.00032	.00790	.00626	.00492	.00008
%RSD	100.38	21.455	633.77	60.483	29.329	11.478	170.86
#1	.00014	.00070	-.00017	.00748	.01693	.03934	-.00001
#2	.00080	.00052	.00027	.01865	.02579	.04629	.00010
Errors	LC Pass	LC Pass	LC Pass	LC Pass	LC Pass	LC Pass	LC Pass
High	40.000	40.000	25.000	500.00	400.00	400.00	20.000
Low	-.00300	-.00300	-.00400	-.04000	-.50000	-.04000	-.00300

Elem	Mo2020	Na3302	Ni2316	2203/1	2203/2	PB2203	SE1960
Units	ppm	ppm	ppm	ppm	ppm	ppm	ppm
Avge	-.00053	.04552	.00047	-.00120	.00165	.00070	-.00053
SDev	.00011	.07593	.00026	.00013	.00014	.00014	.00254
%RSD	20.194	166.81	55.090	10.879	8.6817	19.937	477.59
#1	-.00045	-.00817	.00066	-.00111	.00175	.00079	-.00233
#2	-.00060	.09921	.00029	-.00130	.00154	.00060	.00127
Errors	LC Pass	LC Pass	LC Pass	NOCHECK	NOCHECK	LC Pass	LC Pass
High	10.000	600.00	25.000			60.000	40.000
Low	-.00500	-.50000	-.00300			-.00400	-.01000

Elem	Sb2068	1960/1	1960/2	Ti3372	Tl1908	V_2924	Zn2062
Units	ppm	ppm	ppm	ppm	ppm	ppm	ppm
Avge	-.00031	-.00352	.00096	.00001	-.00070	.00054	.00132
SDev	.00300	.00676	.00043	.00032	.00377	.00041	.00020
%RSD	964.11	192.17	45.191	3149.8	538.06	75.885	15.597
#1	-.00244	-.00830	.00065	.00024	-.00337	.00084	.00146
#2	.00181	.00126	.00127	-.00022	.00197	.00025	.00117
Errors	LC Pass	NOCHECK	NOCHECK	LC Pass	LC Pass	LC Pass	LC Pass
High	50.000			10.000	40.000	50.000	10.000
Low	-.01000			-.00200	-.01000	-.00300	-.00300

Elem	Sn1899	Ag3280

Units	ppm	ppm
Avge	.00215	-.00029
SDev	.00320	.00008
%RSD	149.12	27.505
#1	-.00012	-.00023
#2	.00441	-.00035
Errors	LC Pass	LC Pass
High	5.0000	2.0000
Low	-.01000	-.00400

IntStd	1	2	3	4	5	6	7
Mode	Counts	NOTUSED	NOTUSED	NOTUSED	NOTUSED	NOTUSED	NOTUSED
Elem	Y	--	--	--	--	--	--
Wavlen	371.030	--	--	--	--	--	--
Avge	3975	--	--	--	--	--	--
SDev	8.644277	--	--	--	--	--	--
%RSD	.2174804	--	--	--	--	--	--
#1	3969	--	--	--	--	--	--
#2	3981	--	--	--	--	--	--

Analysis Report 10/28/09 03:41:30 PM

Method: TRACE2 Sample Name: 9J27085-BLK1 Operator: DAN
Run Time: 10/28/09 15:36:37
Comment:
Mode: CONC Corr. Factor: 1

Elem	Al3082	As1890	B_2496	Ba4934	Be3130	Ca3179	Cd2265
Units	ppm	ppm	ppm	ppm	ppm	ppm	ppm
Avge	.05529	.00166	H.13529	H.00446	.00012	H1.3058	.00000
SDev	.00284	.00064	.00015	.00016	.00004	.0506	.00001
%RSD	5.1459	38.486	.10716	3.5353	29.488	3.8719	48879.
#1	.05731	.00211	H.13540	H.00458	.00015	H1.3416	-.00000
#2	.05328	.00121	H.13519	H.00435	.00010	H1.2701	.00000
Errors	LC Pass	LC Pass	LC High	LC High	LC Pass	LC High	LC Pass
High	.20000	.01000	.02000	.00200	.00200	.50000	.00100
Low	-.04000	-.00500	-.00800	-.00300	-.00310	-.05000	-.00150

Elem	Co2286	Cr2677	Cu3247	Fe2714	K_7664	Mg2790	Mn2576
Units	ppm	ppm	ppm	ppm	ppm	ppm	ppm
Avge	.00033	.00299	H.05980	H.11520	H1.1367	H.28648	.00164
SDev	.00019	.00057	.00064	.01182	.0071	.01553	.00004
%RSD	56.726	19.183	1.0767	10.259	.62048	5.4196	2.5134
#1	.00046	.00339	H.06026	H.12356	H1.1416	H.29745	.00167
#2	.00020	.00258	H.05935	H.10685	H1.1317	H.27550	.00161
Errors	LC Pass	LC Pass	LC High	LC High	LC High	LC High	LC Pass
High	.00400	.00400	.01000	.05000	.50000	.20000	.00300
Low	-.00300	-.00300	-.00400	-.04000	-.50000	-.04000	-.00300

Elem	Mo2020	Na3302	Ni2316	2203/1	2203/2	PB2203	SE1960
Units	ppm	ppm	ppm	ppm	ppm	ppm	ppm
Avge	.00070	H1167.8	.00411	.01459	.01464	H.01462	.00204
SDev	.00035	.2	.00039	.00020	.00053	.00042	.00215
%RSD	49.778	.01560	9.4599	1.3860	3.6389	2.8902	105.21
#1	.00045	H1168.0	.00439	.01445	.01426	H.01432	.00052
#2	.00095	H1167.7	.00384	.01474	.01501	H.01492	.00356
Errors	LC Pass	LC High	LC Pass	NOCHECK	NOCHECK	LC High	LC Pass
High	.01000	1.0000	.01000			.00500	.01500
Low	-.00500	-.50000	-.00300			-.00400	-.01000

Elem	Sb2068	1960/1	1960/2	Ti3372	Tl1908	V_2924	Zn2062
Units	ppm	ppm	ppm	ppm	ppm	ppm	ppm
Avge	-.00363	-.00099	.00356	.00261	-.00451	.00074	H.02116
SDev	.00215	.00525	.00059	.00124	.00326	.00031	.00021
%RSD	59.416	530.07	16.674	47.675	72.297	42.214	1.0107
#1	-.00210	-.00471	.00314	.00348	-.00221	.00096	H.02131
#2	-.00515	.00272	.00398	.00173	-.00682	.00052	H.02101
Errors	LC Pass	NOCHECK	NOCHECK	LC Pass	LC Pass	LC Pass	LC High
High	.02000			.00500	.02000	.00500	.01000
Low	-.01000			-.00200	-.01000	-.00300	-.00300

Elem	Sn1899	Ag3280

Units	ppm	ppm
Avge	.00287	.00029
SDev	.00098	.00004
%RSD	34.244	12.906
#1	.00218	.00032
#2	.00357	.00027
Errors	LC Pass	LC Pass
High	.01000	.00300
Low	-.01000	-.00400

IntStd	1	2	3	4	5	6	7
Mode	Counts	NOTUSED	NOTUSED	NOTUSED	NOTUSED	NOTUSED	NOTUSED
Elem	Y	--	--	--	--	--	--
Wavlen	371.030	--	--	--	--	--	--
Avge	3730	--	--	--	--	--	--
SDev	9.068610	--	--	--	--	--	--
%RSD	.2431059	--	--	--	--	--	--
#1	3724	--	--	--	--	--	--
#2	3737	--	--	--	--	--	--

Analysis Report QC Standard 10/28/09 03:49:23 PM

Method: TRACE2 Sample Name: SEQ-CCV Operator: DAN
Run Time: 10/28/09 15:44:30
Comment:
Mode: CONC Corr. Factor: 1

Elem	Al3082	As1890	B_2496	Ba4934	Be3130	Ca3179	Cd2265
Units	ppm	ppm	ppm	ppm	ppm	ppm	ppm
Avge	24.501	.49059	.47194	.49289	.48538	24.307	.47544
SDev	.054	.00027	.00233	.00046	.00059	.040	.00191
%RSD	.22221	.05567	.49341	.09246	.12165	.16555	.40241
#1	24.462	.49039	.47029	.49257	.48496	24.279	.47409
#2	24.539	.49078	.47358	.49322	.48579	24.336	.47680
Errors	QC Pass	QC Pass	QC Pass	QC Pass	QC Pass	QC Pass	QC Pass
Value	25.000	.50000	.50000	.50000	.50000	25.000	.50000
Range	10.000	10.000	10.000	10.000	10.000	10.000	10.000

Elem	Co2286	Cr2677	Cu3247	Fe2714	K_7664	Mg2790	Mn2576
Units	ppm	ppm	ppm	ppm	ppm	ppm	ppm
Avge	.49280	.48855	.49265	24.048	24.646	24.275	.49412
SDev	.00197	.00161	.00029	.099	.125	.081	.00160
%RSD	.40021	.32872	.05946	.41022	.50916	.33449	.32288
#1	.49140	.48742	.49245	23.978	24.557	24.218	.49299
#2	.49419	.48969	.49286	24.118	24.735	24.332	.49525
Errors	QC Pass	QC Pass	QC Pass	QC Pass	QC Pass	QC Pass	QC Pass
Value	.50000	.50000	.50000	25.000	25.000	25.000	.50000
Range	10.000	10.000	10.000	10.000	10.000	10.000	10.000

Elem	Mo2020	Na3302	Ni2316	2203/1	2203/2	PB2203	SE1960
Units	ppm	ppm	ppm	ppm	ppm	ppm	ppm
Avge	.49296	24.556	.48304	.49266	.49338	.49314	.50057
SDev	.00292	.271	.00066	.01084	.00275	.00544	.00372
%RSD	.59151	1.1051	.13659	2.2006	.55651	1.1035	.74358
#1	.49089	24.364	.48258	.48499	.49143	.48929	.49794
#2	.49502	24.747	.48351	.50032	.49532	.49698	.50320
Errors	QC Pass	QC Pass	QC Pass	NOCHECK	NOCHECK	QC Pass	QC Pass
Value	.50000	25.000	.50000			.50000	.50000
Range	10.000	10.000	10.000			10.000	10.000

Elem	Sb2068	1960/1	1960/2	Ti3372	Tl1908	V_2924	Zn2062
Units	ppm	ppm	ppm	ppm	ppm	ppm	ppm
Avge	.50632	.50238	.49967	.50475	.49964	.50140	.48993
SDev	.00393	.00639	.00239	.00110	.00094	.00144	.00153
%RSD	.77570	1.2711	.47840	.21804	.18830	.28804	.31337
#1	.50355	.49787	.49798	.50398	.49897	.50038	.48884
#2	.50910	.50690	.50136	.50553	.50030	.50242	.49101
Errors	QC Pass	NOCHECK	NOCHECK	QC Pass	QC Pass	QC Pass	QC Pass
Value	.50000			.50000	.50000	.50000	.50000
Range	10.000			10.000	10.000	10.000	10.000

Elem	Sn1899	Ag3280

Units	ppm	ppm
Avge	.49568	.47865
SDev	.00475	.00245
%RSD	.95846	.51146
#1	.49233	.47692
#2	.49904	.48038
Errors	QC Pass	QC Pass
Value	.50000	.50000
Range	10.000	10.000

IntStd	1	2	3	4	5	6	7
Mode	Counts	NOTUSED	NOTUSED	NOTUSED	NOTUSED	NOTUSED	NOTUSED
Elem	Y	--	--	--	--	--	--
Wavlen	371.030	--	--	--	--	--	--
Avge	3943	--	--	--	--	--	--
SDev	9.492943	--	--	--	--	--	--
%RSD	.2407627	--	--	--	--	--	--
#1	3950	--	--	--	--	--	--
#2	3936	--	--	--	--	--	--

Analysis Report Blank Sample 10/28/09 03:54:20 PM

Method: TRACE2 Sample Name: SEQ-CCB Operator: DAN
Run Time: 10/28/09 15:49:27
Comment:
Mode: CONC Corr. Factor: 1

Elem	Al3082	As1890	B_2496	Ba4934	Be3130	Ca3179	Cd2265
Units	ppm	ppm	ppm	ppm	ppm	ppm	ppm
Avge	.02289	.00116	.00262	.00036	.00025	.02927	.00039
SDev	.00116	.00046	.00086	.00014	.00000	.00020	.00029
%RSD	5.0488	39.432	32.910	38.199	.45405	.70074	74.592
#1	.02371	.00084	.00201	.00026	.00025	.02941	.00059
#2	.02207	.00148	.00323	.00045	.00025	.02912	.00018
Errors	LC Pass	LC Pass	LC Pass	LC Pass	LC Pass	LC Pass	LC Pass
High	.20000	.01000	.02000	.00200	.00200	.50000	.00100
Low	-.04000	-.00500	-.00500	-.00300	-.00300	-.04000	-.00200

Elem	Co2286	Cr2677	Cu3247	Fe2714	K_7664	Mg2790	Mn2576
Units	ppm	ppm	ppm	ppm	ppm	ppm	ppm
Avge	.00036	.00064	-.00030	.02320	.01387	.02895	.00024
SDev	.00013	.00033	.00070	.00128	.00073	.00303	.00000
%RSD	37.555	51.649	231.04	5.5100	5.2668	10.457	.22703
#1	.00045	.00088	.00019	.02411	.01438	.02681	.00024
#2	.00026	.00041	-.00080	.02230	.01335	.03109	.00024
Errors	LC Pass	LC Pass	LC Pass	LC Pass	LC Pass	LC Pass	LC Pass
High	.00400	.00400	.01000	.05000	.50000	.20000	.00300
Low	-.00300	-.00300	-.00400	-.04000	-.50000	-.04000	-.00300

Elem	Mo2020	Na3302	Ni2316	2203/1	2203/2	PB2203	SE1960
Units	ppm	ppm	ppm	ppm	ppm	ppm	ppm
Avge	.00108	.39088	.00047	-.00046	-.00017	-.00027	-.00172
SDev	.00008	.09116	.00069	.00600	.00138	.00108	.00422
%RSD	7.7655	23.322	146.86	1313.0	794.81	402.82	245.86
#1	.00102	.32642	.00096	-.00470	.00080	-.00103	.00127
#2	.00114	.45534	-.00002	.00379	-.00115	.00050	-.00470
Errors	LC Pass	LC Pass	LC Pass	NOCHECK	NOCHECK	LC Pass	LC Pass
High	.01000	1.0000	.01000			.00500	.01500
Low	-.00300	-.50000	-.00300			-.00300	-.01000

Elem	Sb2068	1960/1	1960/2	Ti3372	Tl1908	V_2924	Zn2062
Units	ppm	ppm	ppm	ppm	ppm	ppm	ppm
Avge	.00104	-.00228	-.00144	.00029	-.00155	.00055	.00069
SDev	.00047	.00141	.00704	.00006	.00203	.00041	.00010
%RSD	45.411	62.117	489.55	18.864	131.57	75.789	14.963
#1	.00138	-.00328	.00354	.00033	-.00298	.00084	.00076
#2	.00071	-.00128	-.00642	.00025	-.00011	.00025	.00061
Errors	LC Pass	NOCHECK	NOCHECK	LC Pass	LC Pass	LC Pass	LC Pass
High	.02000			.00500	.02000	.00500	.01000
Low	-.01000			-.00200	-.01000	-.00300	-.00300

Elem	Sn1899	Ag3280

Units	ppm	ppm
Avge	.00215	.00099
SDev	.00147	.00047
%RSD	68.530	47.307
#1	.00319	.00066
#2	.00111	.00132
Errors	LC Pass	LC Pass
High	.01000	.00300
Low	-.00500	-.00300

IntStd	1	2	3	4	5	6	7
Mode	Counts	NOTUSED	NOTUSED	NOTUSED	NOTUSED	NOTUSED	NOTUSED
Elem	Y	--	--	--	--	--	--
Wavlen	371.030	--	--	--	--	--	--
Avge	3954	--	--	--	--	--	--
SDev	4.825969	--	--	--	--	--	--
%RSD	.1220632	--	--	--	--	--	--
#1	3950	--	--	--	--	--	--
#2	3957	--	--	--	--	--	--

Analysis Report 10/28/09 03:59:17 PM

Method: TRACE2 Sample Name: 9J27085-BLK2 Operator: DAN
Run Time: 10/28/09 15:54:24
Comment:
Mode: CONC Corr. Factor: 1

Elem	Al3082	As1890	B_2496	Ba4934	Be3130	Ca3179	Cd2265
Units	ppm	ppm	ppm	ppm	ppm	ppm	ppm
Avge	.00954	-.00081	.00240	.00012	.00005	.03269	.00017
SDev	.00149	.00079	.00034	.00008	.00001	.00215	.00006
%RSD	15.629	96.626	13.955	63.792	22.123	6.5694	34.581
#1	.01059	-.00137	.00216	.00007	.00006	.03421	.00022
#2	.00848	-.00026	.00263	.00018	.00004	.03117	.00013
Errors	LC Pass	LC Pass	LC Pass	LC Pass	LC Pass	LC Pass	LC Pass
High	.20000	.01000	.02000	.00200	.00200	.50000	.00100
Low	-.04000	-.00500	-.00800	-.00300	-.00310	-.05000	-.00150

Elem	Co2286	Cr2677	Cu3247	Fe2714	K_7664	Mg2790	Mn2576
Units	ppm	ppm	ppm	ppm	ppm	ppm	ppm
Avge	.00022	.00053	-.00010	.01277	.00093	.01088	.00009
SDev	.00025	.00011	.00023	.01333	.00691	.00043	.00003
%RSD	113.46	19.934	223.61	104.37	743.66	3.9764	35.504
#1	.00039	.00046	.00006	.00335	-.00396	.01118	.00012
#2	.00004	.00061	-.00026	.02219	.00582	.01057	.00007
Errors	LC Pass	LC Pass	LC Pass	LC Pass	LC Pass	LC Pass	LC Pass
High	.00400	.00400	.01000	.05000	.50000	.20000	.00300
Low	-.00300	-.00300	-.00400	-.04000	-.50000	-.04000	-.00300

Elem	Mo2020	Na3302	Ni2316	2203/1	2203/2	PB2203	SE1960
Units	ppm	ppm	ppm	ppm	ppm	ppm	ppm
Avge	.00010	.11028	.00034	-.00075	.00056	.00013	-.00491
SDev	.00034	.04860	.00013	.00031	.00041	.00038	.00449
%RSD	327.72	44.065	37.741	40.574	72.788	298.60	91.418
#1	.00034	.07592	.00025	-.00054	.00085	.00039	-.00174
#2	-.00014	.14465	.00042	-.00097	.00027	-.00014	-.00809
Errors	LC Pass	LC Pass	LC Pass	NOCHECK	NOCHECK	LC Pass	LC Pass
High	.01000	1.0000	.01000			.00500	.01500
Low	-.00500	-.50000	-.00300			-.00400	-.01000

Elem	Sb2068	1960/1	1960/2	Ti3372	Tl1908	V_2924	Zn2062
Units	ppm	ppm	ppm	ppm	ppm	ppm	ppm
Avge	-.00035	-.00728	-.00373	-.00020	-.00466	.00054	.00089
SDev	.00233	.00026	.00686	.00018	.00018	.00041	.00020
%RSD	661.01	3.5304	184.21	92.502	3.9522	75.621	22.078
#1	-.00200	-.00746	.00113	-.00032	-.00479	.00025	.00102
#2	.00129	-.00710	-.00858	-.00007	-.00453	.00083	.00075
Errors	LC Pass	NOCHECK	NOCHECK	LC Pass	LC Pass	LC Pass	LC Pass
High	.02000			.00500	.02000	.00500	.01000
Low	-.01000			-.00200	-.01000	-.00300	-.00300

Elem	Sn1899	Ag3280

Units	ppm	ppm
Avge	.00207	-.00001
SDev	.00013	.00039
%RSD	6.2476	4903.0
#1	.00216	-.00028
#2	.00197	.00027
Errors	LC Pass	LC Pass
High	.01000	.00300
Low	-.01000	-.00400

IntStd	1	2	3	4	5	6	7
Mode	Counts	NOTUSED	NOTUSED	NOTUSED	NOTUSED	NOTUSED	NOTUSED
Elem	Y	--	--	--	--	--	--
Wavlen	371.030	--	--	--	--	--	--
Avge	3985	--	--	--	--	--	--
SDev	10.12927	--	--	--	--	--	--
%RSD	.2541889	--	--	--	--	--	--
#1	3992	--	--	--	--	--	--
#2	3978	--	--	--	--	--	--

Method: TRACE2 Sample Name: 9J27085-BS1 Operator: DAN
Run Time: 10/28/09 15:59:20
Comment:
Mode: CONC Corr. Factor: 1

Elem	Al3082	As1890	B_2496	Ba4934	Be3130	Ca3179	Cd2265
Units	ppm	ppm	ppm	ppm	ppm	ppm	ppm
Avge	.04848	1.0971	.13473	1.0140	.99934	1.2245	1.0400
SDev	.00239	.0027	.00137	.0004	.00036	.0028	.0005
%RSD	4.9214	.24902	1.0153	.04217	.03573	.23098	.04857
#1	.05016	1.0952	.13570	1.0137	.99909	1.2265	1.0404
#2	.04679	1.0990	.13376	1.0143	.99959	1.2225	1.0396
Errors	NOCHECK	LC Pass	NOCHECK	LC Pass	LC Pass	NOCHECK	LC Pass
High		1.2000		1.2000	1.2000		1.2000
Low		.80000		.80000	.80000		.80000

Elem	Co2286	Cr2677	Cu3247	Fe2714	K_7664	Mg2790	Mn2576
Units	ppm	ppm	ppm	ppm	ppm	ppm	ppm
Avge	1.0657	.98375	1.0991	.16735	1.1518	.25627	1.0299
SDev	.0008	.00040	.0001	.00234	.0092	.00058	.0005
%RSD	.07655	.04013	.00525	1.3983	.79488	.22728	.04536
#1	1.0651	.98347	1.0990	.16569	1.1453	.25668	1.0296
#2	1.0662	.98403	1.0991	.16900	1.1582	.25586	1.0302
Errors	LC Pass	LC Pass	LC Pass	NOCHECK	NOCHECK	NOCHECK	LC Pass
High	1.2000	1.2000	1.2000				1.2000
Low	.80000	.80000	.80000				.80000

Elem	Mo2020	Na3302	Ni2316	2203/1	2203/2	PB2203	SE1960
Units	ppm	ppm	ppm	ppm	ppm	ppm	ppm
Avge	1.0725	1190.2	1.0186	1.0537	1.0443	1.0474	1.0755
SDev	.0011	.3	.0010	.0048	.0046	.0047	.0102
%RSD	.10002	.02424	.09679	.45469	.44352	.44726	.95074
#1	1.0717	1190.0	1.0193	1.0503	1.0410	1.0441	1.0683
#2	1.0732	1190.4	1.0179	1.0571	1.0476	1.0507	1.0827
Errors	LC Pass	NOCHECK	LC Pass	NOCHECK	NOCHECK	LC Pass	LC Pass
High	1.2000		1.2000			1.2000	1.2000
Low	.80000		.80000			.80000	.80000

Elem	Sb2068	1960/1	1960/2	Ti3372	Tl1908	V_2924	Zn2062
Units	ppm	ppm	ppm	ppm	ppm	ppm	ppm
Avge	1.0577	1.0803	1.0731	.00102	1.0680	1.0481	1.0756
SDev	.0034	.0053	.0127	.00044	.0032	.0022	.0000
%RSD	.32446	.48944	1.1829	42.634	.30019	.21229	.00340
#1	1.0553	1.0765	1.0642	.00071	1.0657	1.0465	1.0756
#2	1.0601	1.0840	1.0821	.00133	1.0702	1.0497	1.0755
Errors	LC Pass	NOCHECK	NOCHECK	NOCHECK	LC Pass	LC Pass	LC Pass
High	1.2000				1.2000	1.2000	1.2000
Low	.80000				.80000	.80000	.80000

Elem	Sn1899	Ag3280

Units	ppm	ppm
Avge	.00312	1.0200
SDev	.00080	.0006
%RSD	25.683	.06200
#1	.00255	1.0196
#2	.00368	1.0205
Errors	NOCHECK	LC Pass
High		1.2000
Low		.80000

IntStd	1	2	3	4	5	6	7
Mode	Counts	NOTUSED	NOTUSED	NOTUSED	NOTUSED	NOTUSED	NOTUSED
Elem	Y	--	--	--	--	--	--
Wavlen	371.030	--	--	--	--	--	--
Avge	3734	--	--	--	--	--	--
SDev	3.022985	--	--	--	--	--	--
%RSD	.0809668	--	--	--	--	--	--
#1	3736	--	--	--	--	--	--
#2	3731	--	--	--	--	--	--

Analysis Report 10/28/09 04:09:10 PM

Method: TRACE2 Sample Name: RSJ0774-04RE1 Operator: DAN
Run Time: 10/28/09 16:04:17
Comment:
Mode: CONC Corr. Factor: 1

Elem	Al3082	As1890	B_2496	Ba4934	Be3130	Ca3179	Cd2265
Units	ppm	ppm	ppm	ppm	ppm	ppm	ppm
Avge	.03431	.00223	.06827	.00305	.00086	.61436	.00080
SDev	.00029	.00027	.00048	.00024	.00015	.00101	.00015
%RSD	.84989	12.026	.69750	7.9781	17.998	.16372	18.566
#1	.03410	.00204	.06861	.00322	.00097	.61507	.00090
#2	.03451	.00242	.06793	.00288	.00075	.61365	.00069
Errors	LC Pass	LC Pass	LC Pass	LC Pass	LC Pass	LC Pass	LC Pass
High	500.00	20.000	50.000	10.000	5.0000	600.00	30.000
Low	-.04000	-.00500	-.00800	-.00300	-.00300	-.05000	-.00150

Elem	Co2286	Cr2677	Cu3247	Fe2714	K_7664	Mg2790	Mn2576
Units	ppm	ppm	ppm	ppm	ppm	ppm	ppm
Avge	.00111	.08019	.00508	.06664	.98727	.11202	.00431
SDev	.00021	.00024	.00001	.00453	.01198	.00142	.00015
%RSD	19.232	.29394	.24417	6.8012	1.2134	1.2660	3.5864
#1	.00126	.08035	.00509	.06985	.99574	.11101	.00442
#2	.00096	.08002	.00507	.06344	.97880	.11302	.00421
Errors	LC Pass	LC Pass	LC Pass	LC Pass	LC Pass	LC Pass	LC Pass
High	40.000	40.000	25.000	500.00	400.00	400.00	20.000
Low	-.00300	-.00300	-.00400	-.04000	-.50000	-.04000	-.00300

Elem	Mo2020	Na3302	Ni2316	2203/1	2203/2	PB2203	SE1960
Units	ppm	ppm	ppm	ppm	ppm	ppm	ppm
Avge	.45946	H1172.0	.06412	.00034	.00080	.00064	.00360
SDev	.00126	2.0	.00078	.00095	.00078	.00020	.00194
%RSD	.27510	.17085	1.2161	283.36	97.807	31.402	53.870
#1	.45857	H1173.4	.06467	.00101	.00025	.00050	.00223
#2	.46036	H1170.6	.06357	-.00034	.00135	.00079	.00497
Errors	LC Pass	LC High	LC Pass	NOCHECK	NOCHECK	LC Pass	LC Pass
High	10.000	600.00	25.000			60.000	40.000
Low	-.00500	-.50000	-.00300			-.00400	-.01000

Elem	Sb2068	1960/1	1960/2	Ti3372	Tl1908	V_2924	Zn2062
Units	ppm	ppm	ppm	ppm	ppm	ppm	ppm
Avge	.00356	.00044	.00518	.00069	.00035	.00531	.03072
SDev	.00001	.00120	.00231	.00027	.00661	.00044	.00033
%RSD	.37108	269.95	44.625	38.669	1881.5	8.3494	1.0682
#1	.00355	-.00040	.00354	.00050	.00502	.00563	.03095
#2	.00357	.00129	.00681	.00088	-.00432	.00500	.03049
Errors	LC Pass	NOCHECK	NOCHECK	LC Pass	LC Pass	LC Pass	LC Pass
High	50.000			10.000	40.000	50.000	10.000
Low	-.01000			-.00200	-.01000	-.00300	-.00300

Elem	Sn1899	Ag3280

Units	ppm	ppm
Avge	.00469	.00876
SDev	.00213	.00028
%RSD	45.322	3.2215
#1	.00619	.00896
#2	.00319	.00856
Errors	LC Pass	LC Pass
High	5.0000	2.0000
Low	-.01000	-.00400

IntStd	1	2	3	4	5	6	7
Mode	Counts	NOTUSED	NOTUSED	NOTUSED	NOTUSED	NOTUSED	NOTUSED
Elem	Y	--	--	--	--	--	--
Wavlen	371.030	--	--	--	--	--	--
Avge	3758	--	--	--	--	--	--
SDev	7.424621	--	--	--	--	--	--
%RSD	.1975671	--	--	--	--	--	--
#1	3753	--	--	--	--	--	--
#2	3763	--	--	--	--	--	--

Analysis Report 10/28/09 04:14:06 PM

Method: TRACE2 Sample Name: RSJ0774-05RE1 Operator: DAN
Run Time: 10/28/09 16:09:13
Comment:
Mode: CONC Corr. Factor: 1

Elem	Al3082	As1890	B_2496	Ba4934	Be3130	Ca3179	Cd2265
Units	ppm	ppm	ppm	ppm	ppm	ppm	ppm
Avge	.02815	.00017	.10498	.00350	.00047	1.1875	.00051
SDev	.00165	.00013	.00048	.00012	.00011	.0006	.00010
%RSD	5.8709	72.141	.45881	3.5573	22.529	.05251	20.227
#1	.02698	.00008	.10464	.00359	.00054	1.1879	.00059
#2	.02932	.00026	.10532	.00341	.00039	1.1870	.00044
Errors	LC Pass	LC Pass	LC Pass	LC Pass	LC Pass	LC Pass	LC Pass
High	500.00	20.000	50.000	10.000	5.0000	600.00	30.000
Low	-.04000	-.00500	-.00800	-.00300	-.00300	-.05000	-.00150

Elem	Co2286	Cr2677	Cu3247	Fe2714	K_7664	Mg2790	Mn2576
Units	ppm	ppm	ppm	ppm	ppm	ppm	ppm
Avge	.00057	.00274	.01842	.01736	1.0955	.20948	.00229
SDev	.00023	.00003	.00042	.01452	.0207	.00156	.00014
%RSD	41.231	1.1822	2.2987	83.655	1.8877	.74652	6.0734
#1	.00073	.00276	.01872	.02763	1.1101	.21058	.00238
#2	.00040	.00272	.01812	.00709	1.0809	.20837	.00219
Errors	LC Pass	LC Pass	LC Pass	LC Pass	LC Pass	LC Pass	LC Pass
High	40.000	40.000	25.000	500.00	400.00	400.00	20.000
Low	-.00300	-.00300	-.00400	-.04000	-.50000	-.04000	-.00300

Elem	Mo2020	Na3302	Ni2316	2203/1	2203/2	PB2203	SE1960
Units	ppm	ppm	ppm	ppm	ppm	ppm	ppm
Avge	.00173	H1145.6	.00500	-.00058	.00215	.00124	-.00197
SDev	.00025	1.3	.00073	.00015	.00099	.00071	.00002
%RSD	14.599	.11377	14.617	25.272	46.172	57.244	1.1945
#1	.00190	H1146.5	.00551	-.00068	.00145	.00074	-.00199
#2	.00155	H1144.7	.00448	-.00047	.00285	.00174	-.00195
Errors	LC Pass	LC High	LC Pass	NOCHECK	NOCHECK	LC Pass	LC Pass
High	10.000	600.00	25.000			60.000	40.000
Low	-.00500	-.50000	-.00300			-.00400	-.01000

Elem	Sb2068	1960/1	1960/2	Ti3372	Tl1908	V_2924	Zn2062
Units	ppm	ppm	ppm	ppm	ppm	ppm	ppm
Avge	-.00121	-.00523	-.00034	.00056	-.00040	.00122	.01444
SDev	.00189	.00250	.00122	.00044	.00081	.00037	.00025
%RSD	155.97	47.876	353.66	79.657	205.16	30.605	1.7067
#1	.00012	-.00700	.00052	.00024	.00018	.00149	.01462
#2	-.00255	-.00346	-.00120	.00087	-.00097	.00096	.01427
Errors	LC Pass	NOCHECK	NOCHECK	LC Pass	LC Pass	LC Pass	LC Pass
High	50.000			10.000	40.000	50.000	10.000
Low	-.01000			-.00200	-.01000	-.00300	-.00300

Elem	Sn1899	Ag3280

Units	ppm	ppm
Avge	.00338	.00059
SDev	.00054	.00061
%RSD	16.027	103.68
#1	.00300	.00102
#2	.00376	.00016
Errors	LC Pass	LC Pass
High	5.0000	2.0000
Low	-.01000	-.00400

IntStd	1	2	3	4	5	6	7
Mode	Counts	NOTUSED	NOTUSED	NOTUSED	NOTUSED	NOTUSED	NOTUSED
Elem	Y	--	--	--	--	--	--
Wavlen	371.030	--	--	--	--	--	--
Avge	3773	--	--	--	--	--	--
SDev	8.644449	--	--	--	--	--	--
%RSD	.2291051	--	--	--	--	--	--
#1	3767	--	--	--	--	--	--
#2	3779	--	--	--	--	--	--

Analysis Report 10/28/09 04:19:02 PM

Method: TRACE2 Sample Name: SEQ-SRD@5 Operator: DAN
Run Time: 10/28/09 16:14:09
Comment:
Mode: CONC Corr. Factor: 1

Elem	Al3082	As1890	B_2496	Ba4934	Be3130	Ca3179	Cd2265
Units	ppm	ppm	ppm	ppm	ppm	ppm	ppm
Avge	.00708	.00007	.02619	.00100	.00004	.31027	.00007
SDev	.00624	.00028	.00554	.00002	.00005	.05603	.00017
%RSD	88.129	408.45	21.148	1.9383	115.16	18.058	260.37
#1	.01148	-.00013	.03011	.00099	.00008	.34989	.00019
#2	.00267	.00027	.02228	.00101	.00001	.27065	-.00006
Errors	LC Pass	LC Pass	LC Pass	LC Pass	LC Pass	LC Pass	LC Pass
High	500.00	20.000	50.000	10.000	5.0000	600.00	30.000
Low	-.04000	-.00500	-.00800	-.00300	-.00300	-.05000	-.00150

Elem	Co2286	Cr2677	Cu3247	Fe2714	K_7664	Mg2790	Mn2576
Units	ppm	ppm	ppm	ppm	ppm	ppm	ppm
Avge	.00025	.00109	.00493	.01027	.23690	.05308	.00045
SDev	.00106	.00079	.00104	.01314	.04359	.01125	.00017
%RSD	429.76	73.124	21.108	127.89	18.399	21.192	37.215
#1	.00099	.00165	.00566	.01956	.26772	.06103	.00057
#2	-.00050	.00052	.00419	.00098	.20608	.04513	.00033
Errors	LC Pass	LC Pass	LC Pass	LC Pass	LC Pass	LC Pass	LC Pass
High	40.000	40.000	25.000	500.00	400.00	400.00	20.000
Low	-.00300	-.00300	-.00400	-.04000	-.50000	-.04000	-.00300

Elem	Mo2020	Na3302	Ni2316	2203/1	2203/2	PB2203	SE1960
Units	ppm	ppm	ppm	ppm	ppm	ppm	ppm
Avge	.00017	364.47	.00116	-.00166	.00159	.00051	-.00255
SDev	.00053	61.18	.00018	.00381	.00288	.00065	.00094
%RSD	316.56	16.786	15.843	229.42	181.50	129.10	36.810
#1	.00055	407.73	.00130	-.00435	.00362	.00097	-.00189
#2	-.00021	321.21	.00103	.00103	-.00045	.00004	-.00322
Errors	LC Pass	LC Pass	LC Pass	NOCHECK	NOCHECK	LC Pass	LC Pass
High	10.000	600.00	25.000			60.000	40.000
Low	-.00500	-.50000	-.00300			-.00400	-.01000

Elem	Sb2068	1960/1	1960/2	Ti3372	Tl1908	V_2924	Zn2062
Units	ppm	ppm	ppm	ppm	ppm	ppm	ppm
Avge	.00041	-.00760	-.00003	.00016	-.00423	.00089	.00368
SDev	.00566	.00045	.00164	.00030	.00207	.00137	.00080
%RSD	1368.9	5.9660	5200.4	188.12	49.027	154.34	21.818
#1	.00442	-.00792	.00113	-.00005	-.00276	.00186	.00425
#2	-.00359	-.00728	-.00119	.00037	-.00569	-.00008	.00311
Errors	LC Pass	NOCHECK	NOCHECK	LC Pass	LC Pass	LC Pass	LC Pass
High	50.000			10.000	40.000	50.000	10.000
Low	-.01000			-.00200	-.01000	-.00300	-.00300

Elem	Sn1899	Ag3280

Units	ppm	ppm
Avge	.00245	-.00009
SDev	.00085	.00004
%RSD	34.641	38.268
#1	.00305	-.00007
#2	.00185	-.00012
Errors	LC Pass	LC Pass
High	5.0000	2.0000
Low	-.01000	-.00400

IntStd	1	2	3	4	5	6	7
Mode	Counts	NOTUSED	NOTUSED	NOTUSED	NOTUSED	NOTUSED	NOTUSED
Elem	Y	--	--	--	--	--	--
Wavlen	371.030	--	--	--	--	--	--
Avge	3927	--	--	--	--	--	--
SDev	35.95628	--	--	--	--	--	--
%RSD	.9157043	--	--	--	--	--	--
#1	3901	--	--	--	--	--	--
#2	3952	--	--	--	--	--	--

Analysis Report 10/28/09 04:23:59 PM

Method: TRACE2 Sample Name: 9J27085-PS1 Operator: DAN
Run Time: 10/28/09 16:19:06
Comment:
Mode: CONC Corr. Factor: 1

Elem	Al3082	As1890	B_2496	Ba4934	Be3130	Ca3179	Cd2265
Units	ppm	ppm	ppm	ppm	ppm	ppm	ppm
Avge	.02638	1.0901	.10315	1.0116	.99708	1.1713	1.0392
SDev	.00049	.0056	.00038	.0081	.00748	.0085	.0074
%RSD	1.8766	.50937	.37251	.80346	.75058	.72464	.71161
#1	.02603	1.0862	.10342	1.0059	.99179	1.1653	1.0340
#2	.02673	1.0940	.10288	1.0173	1.0024	1.1773	1.0445
Errors	LC Pass	LC Pass	LC Pass	LC Pass	LC Pass	LC Pass	LC Pass
High	500.00	20.000	50.000	10.000	5.0000	600.00	30.000
Low	-.04000	-.00500	-.00800	-.00300	-.00300	-.05000	-.00150

Elem	Co2286	Cr2677	Cu3247	Fe2714	K_7664	Mg2790	Mn2576
Units	ppm	ppm	ppm	ppm	ppm	ppm	ppm
Avge	1.0631	.99289	1.0511	.08605	1.0850	.20902	1.0293
SDev	.0089	.00734	.0096	.00409	.0147	.00215	.0075
%RSD	.83997	.73878	.91357	4.7571	1.3591	1.0305	.73174
#1	1.0568	.98770	1.0443	.08894	1.0955	.20750	1.0240
#2	1.0694	.99808	1.0579	.08315	1.0746	.21055	1.0347
Errors	LC Pass	LC Pass	LC Pass	LC Pass	LC Pass	LC Pass	LC Pass
High	40.000	40.000	25.000	500.00	400.00	400.00	20.000
Low	-.00300	-.00300	-.00400	-.04000	-.50000	-.04000	-.00300

Elem	Mo2020	Na3302	Ni2316	2203/1	2203/2	PB2203	SE1960
Units	ppm	ppm	ppm	ppm	ppm	ppm	ppm
Avge	1.0704	H1146.0	1.0182	1.0490	1.0384	1.0419	1.0737
SDev	.0089	5.8	.0061	.0098	.0056	.0070	.0047
%RSD	.83303	.50497	.60325	.93260	.54299	.67361	.43604
#1	1.0641	H1141.9	1.0138	1.0421	1.0344	1.0370	1.0704
#2	1.0767	H1150.0	1.0225	1.0559	1.0424	1.0469	1.0770
Errors	LC Pass	LC High	LC Pass	NOCHECK	NOCHECK	LC Pass	LC Pass
High	10.000	600.00	25.000			60.000	40.000
Low	-.00500	-.50000	-.00300			-.00400	-.01000

Elem	Sb2068	1960/1	1960/2	Ti3372	Tl1908	V_2924	Zn2062
Units	ppm	ppm	ppm	ppm	ppm	ppm	ppm
Avge	1.0804	1.0824	1.0694	.00074	1.0619	1.0438	1.0652
SDev	.0121	.0024	.0058	.00057	.0140	.0097	.0081
%RSD	1.1218	.22356	.54358	77.586	1.3211	.93314	.75657
#1	1.0718	1.0807	1.0652	.00033	1.0520	1.0369	1.0595
#2	1.0889	1.0841	1.0735	.00115	1.0719	1.0507	1.0709
Errors	LC Pass	NOCHECK	NOCHECK	LC Pass	LC Pass	LC Pass	LC Pass
High	50.000			10.000	40.000	50.000	10.000
Low	-.01000			-.00200	-.01000	-.00300	-.00300

Elem	Sn1899	Ag3280

Units	ppm	ppm
Avge	.00219	1.0278
SDev	.00222	.0052
%RSD	101.18	.50807
#1	.00376	1.0241
#2	.00062	1.0315
Errors	LC Pass	LC Pass
High	5.0000	2.0000
Low	-.01000	-.00400

IntStd	1	2	3	4	5	6	7
Mode	Counts	NOTUSED	NOTUSED	NOTUSED	NOTUSED	NOTUSED	NOTUSED
Elem	Y	--	--	--	--	--	--
Wavlen	371.030	--	--	--	--	--	--
Avge	3736	--	--	--	--	--	--
SDev	17.39490	--	--	--	--	--	--
%RSD	.4656239	--	--	--	--	--	--
#1	3748	--	--	--	--	--	--
#2	3724	--	--	--	--	--	--

Analysis Report 10/28/09 04:28:55 PM

Method: TRACE2 Sample Name: 9J27085-MS1 Operator: DAN
Run Time: 10/28/09 16:24:02
Comment:
Mode: CONC Corr. Factor: 1

Elem	Al3082	As1890	B_2496	Ba4934	Be3130	Ca3179	Cd2265
Units	ppm	ppm	ppm	ppm	ppm	ppm	ppm
Avge	.04292	1.0333	.10272	.95989	.94710	1.1661	.99094
SDev	.00660	.0042	.00013	.00061	.00214	.0020	.00154
%RSD	15.369	.40573	.13032	.06381	.22622	.17113	.15588
#1	.03825	1.0303	.10263	.95946	.94558	1.1647	.98985
#2	.04758	1.0362	.10282	.96032	.94861	1.1675	.99204
Errors	LC Pass	LC Pass	LC Pass	LC Pass	LC Pass	LC Pass	LC Pass
High	500.00	20.000	50.000	10.000	5.0000	600.00	30.000
Low	-.04000	-.00500	-.00800	-.00300	-.00300	-.05000	-.00150

Elem	Co2286	Cr2677	Cu3247	Fe2714	K_7664	Mg2790	Mn2576
Units	ppm	ppm	ppm	ppm	ppm	ppm	ppm
Avge	1.0117	.93476	1.0030	.08427	1.0794	.20682	.97818
SDev	.0005	.00082	.0012	.00079	.0165	.00564	.00100
%RSD	.04953	.08818	.12303	.93283	1.5256	2.7292	.10225
#1	1.0113	.93418	1.0021	.08371	1.0911	.21081	.97747
#2	1.0120	.93534	1.0038	.08482	1.0678	.20283	.97888
Errors	LC Pass	LC Pass	LC Pass	LC Pass	LC Pass	LC Pass	LC Pass
High	40.000	40.000	25.000	500.00	400.00	400.00	20.000
Low	-.00300	-.00300	-.00400	-.04000	-.50000	-.04000	-.00300

Elem	Mo2020	Na3302	Ni2316	2203/1	2203/2	PB2203	SE1960
Units	ppm	ppm	ppm	ppm	ppm	ppm	ppm
Avge	1.0159	H1130.8	.97284	.98010	.97747	.97835	1.0222
SDev	.0005	.8	.00554	.00727	.00288	.00050	.0016
%RSD	.05236	.07378	.56975	.74170	.29463	.05109	.15520
#1	1.0163	H1131.4	.96892	.98524	.97543	.97870	1.0211
#2	1.0155	H1130.2	.97676	.97496	.97951	.97799	1.0233
Errors	LC Pass	LC High	LC Pass	NOCHECK	NOCHECK	LC Pass	LC Pass
High	10.000	600.00	25.000			60.000	40.000
Low	-.00500	-.50000	-.00300			-.00400	-.01000

Elem	Sb2068	1960/1	1960/2	Ti3372	Tl1908	V_2924	Zn2062
Units	ppm	ppm	ppm	ppm	ppm	ppm	ppm
Avge	1.0075	1.0220	1.0223	.00032	1.0020	.98822	1.0155
SDev	.0007	.0084	.0066	.00004	.0032	.00061	.0019
%RSD	.06947	.82118	.64326	11.842	.31829	.06140	.19080
#1	1.0070	1.0279	1.0177	.00029	.99972	.98865	1.0141
#2	1.0080	1.0161	1.0270	.00035	1.0042	.98779	1.0169
Errors	LC Pass	NOCHECK	NOCHECK	LC Pass	LC Pass	LC Pass	LC Pass
High	50.000			10.000	40.000	50.000	10.000
Low	-.01000			-.00200	-.01000	-.00300	-.00300

Elem	Sn1899	Ag3280

Units	ppm	ppm
Avge	.00407	.96476
SDev	.00141	.00022
%RSD	34.693	.02236
#1	.00507	.96461
#2	.00307	.96492
Errors	LC Pass	LC Pass
High	5.0000	2.0000
Low	-.01000	-.00400

IntStd	1	2	3	4	5	6	7
Mode	Counts	NOTUSED	NOTUSED	NOTUSED	NOTUSED	NOTUSED	NOTUSED
Elem	Y	--	--	--	--	--	--
Wavlen	371.030	--	--	--	--	--	--
Avge	3780	--	--	--	--	--	--
SDev	3.977476	--	--	--	--	--	--
%RSD	.1052253	--	--	--	--	--	--
#1	3777	--	--	--	--	--	--
#2	3783	--	--	--	--	--	--

Analysis Report 10/28/09 04:33:52 PM

Method: TRACE2 Sample Name: 9J27085-MSD1 Operator: DAN
Run Time: 10/28/09 16:28:59
Comment:
Mode: CONC Corr. Factor: 1

Elem	Al3082	As1890	B_2496	Ba4934	Be3130	Ca3179	Cd2265
Units	ppm	ppm	ppm	ppm	ppm	ppm	ppm
Avge	.02392	1.0605	.10450	.98797	.97157	1.1988	1.0134
SDev	.00031	.0059	.00047	.00350	.00276	.0031	.0038
%RSD	1.2897	.55952	.45327	.35442	.28416	.26161	.37249
#1	.02371	1.0563	.10484	.98549	.96961	1.1966	1.0107
#2	.02414	1.0647	.10417	.99044	.97352	1.2010	1.0160
Errors	LC Pass	LC Pass	LC Pass	LC Pass	LC Pass	LC Pass	LC Pass
High	500.00	20.000	50.000	10.000	5.0000	600.00	30.000
Low	-.04000	-.00500	-.00800	-.00300	-.00300	-.05000	-.00150

Elem	Co2286	Cr2677	Cu3247	Fe2714	K_7664	Mg2790	Mn2576
Units	ppm	ppm	ppm	ppm	ppm	ppm	ppm
Avge	1.0287	.95683	1.0294	.09155	1.0910	.21004	.99990
SDev	.0040	.00410	.0019	.00657	.0077	.00263	.00442
%RSD	.39022	.42880	.18241	7.1751	.70428	1.2525	.44206
#1	1.0259	.95393	1.0280	.09620	1.0964	.20818	.99677
#2	1.0316	.95973	1.0307	.08691	1.0856	.21190	1.0030
Errors	LC Pass	LC Pass	LC Pass	LC Pass	LC Pass	LC Pass	LC Pass
High	40.000	40.000	25.000	500.00	400.00	400.00	20.000
Low	-.00300	-.00300	-.00400	-.04000	-.50000	-.04000	-.00300

Elem	Mo2020	Na3302	Ni2316	2203/1	2203/2	PB2203	SE1960
Units	ppm	ppm	ppm	ppm	ppm	ppm	ppm
Avge	1.0345	H1152.8	.99965	1.0053	.99844	1.0007	1.0429
SDev	.0060	3.9	.00139	.0101	.00233	.0049	.0079
%RSD	.58330	.33732	.13926	1.0066	.23377	.49232	.75852
#1	1.0302	H1150.1	.99866	.99816	.99679	.99725	1.0373
#2	1.0387	H1155.6	1.0006	1.0125	1.0001	1.0042	1.0484
Errors	LC Pass	LC High	LC Pass	NOCHECK	NOCHECK	LC Pass	LC Pass
High	10.000	600.00	25.000			60.000	40.000
Low	-.00500	-.50000	-.00300			-.00400	-.01000

Elem	Sb2068	1960/1	1960/2	Ti3372	Tl1908	V_2924	Zn2062
Units	ppm	ppm	ppm	ppm	ppm	ppm	ppm
Avge	1.0295	1.0384	1.0451	.00050	1.0226	1.0015	1.0347
SDev	.0078	.0157	.0040	.00037	.0054	.0022	.0041
%RSD	.75791	1.5097	.38534	74.116	.52801	.22286	.39315
#1	1.0240	1.0273	1.0423	.00024	1.0188	.99991	1.0318
#2	1.0350	1.0495	1.0480	.00076	1.0264	1.0031	1.0376
Errors	LC Pass	NOCHECK	NOCHECK	LC Pass	LC Pass	LC Pass	LC Pass
High	50.000			10.000	40.000	50.000	10.000
Low	-.01000			-.00200	-.01000	-.00300	-.00300

Elem	Sn1899	Ag3280

Units	ppm	ppm
Avge	.00169	.99060
SDev	.00125	.00436
%RSD	73.633	.43979
#1	.00081	.98752
#2	.00258	.99368
Errors	LC Pass	LC Pass
High	5.0000	2.0000
Low	-.01000	-.00400

IntStd	1	2	3	4	5	6	7
Mode	Counts	NOTUSED	NOTUSED	NOTUSED	NOTUSED	NOTUSED	NOTUSED
Elem	Y	--	--	--	--	--	--
Wavlen	371.030	--	--	--	--	--	--
Avge	3756	--	--	--	--	--	--
SDev	19.56921	--	--	--	--	--	--
%RSD	.5209861	--	--	--	--	--	--
#1	3770	--	--	--	--	--	--
#2	3742	--	--	--	--	--	--

Analysis Report 10/28/09 04:38:49 PM

Method: TRACE2 Sample Name: RSJ0774-06RE1 Operator: DAN
Run Time: 10/28/09 16:33:56
Comment:
Mode: CONC Corr. Factor: 1

Elem	Al3082	As1890	B_2496	Ba4934	Be3130	Ca3179	Cd2265
Units	ppm	ppm	ppm	ppm	ppm	ppm	ppm
Avge	.12480	.00383	.21250	2.4497	.00123	16.391	.00085
SDev	.00237	.00136	.00184	.0161	.00036	.056	.00076
%RSD	1.9000	35.539	.86783	.65766	29.304	.34282	89.342
#1	.12312	.00479	.21380	2.4611	.00148	16.431	.00138
#2	.12648	.00287	.21119	2.4383	.00097	16.352	.00031
Errors	LC Pass	LC Pass	LC Pass	LC Pass	LC Pass	LC Pass	LC Pass
High	500.00	20.000	50.000	10.000	5.0000	600.00	30.000
Low	-.04000	-.00500	-.00800	-.00300	-.00300	-.05000	-.00150

Elem	Co2286	Cr2677	Cu3247	Fe2714	K_7664	Mg2790	Mn2576
Units	ppm	ppm	ppm	ppm	ppm	ppm	ppm
Avge	.03560	-.00137	.17696	359.34	3.4149	3.1124	1.7655
SDev	.00011	.00023	.00155	.06	.0059	.0058	.0003
%RSD	.30806	16.439	.87672	.01771	.17193	.18584	.01629
#1	.03567	-.00121	.17806	359.39	3.4107	3.1083	1.7657
#2	.03552	-.00153	.17586	359.30	3.4190	3.1165	1.7652
Errors	LC Pass	LC Pass	LC Pass	LC Pass	LC Pass	LC Pass	LC Pass
High	40.000	40.000	25.000	500.00	400.00	400.00	20.000
Low	-.00300	-.00300	-.00400	-.04000	-.50000	-.04000	-.00300

Elem	Mo2020	Na3302	Ni2316	2203/1	2203/2	PB2203	SE1960
Units	ppm	ppm	ppm	ppm	ppm	ppm	ppm
Avge	.00767	H1141.3	.10419	-.01372	-.00026	L-.00474	-.00130
SDev	.00017	3.8	.00088	.00245	.00149	.00017	.00007
%RSD	2.2102	.33323	.84159	17.877	575.64	3.6853	5.3320
#1	.00779	H1144.0	.10481	-.01545	.00079	L-.00462	-.00125
#2	.00755	H1138.6	.10357	-.01198	-.00131	L-.00486	-.00135
Errors	LC Pass	LC High	LC Pass	NOCHECK	NOCHECK	LC Low	LC Pass
High	10.000	600.00	25.000			60.000	40.000
Low	-.00500	-.50000	-.00300			-.00400	-.01000

Elem	Sb2068	1960/1	1960/2	Ti3372	Tl1908	V_2924	Zn2062
Units	ppm	ppm	ppm	ppm	ppm	ppm	ppm
Avge	.00485	.00160	-.00275	.00141	L-.01402	-.00016	H162.33
SDev	.00095	.00411	.00195	.00013	.00362	.00024	.32
%RSD	19.583	257.23	70.954	9.5254	25.792	147.96	.19536
#1	.00418	.00450	-.00413	.00132	L-.01658	-.00033	H162.56
#2	.00552	-.00131	-.00137	.00151	L-.01146	.00001	H162.11
Errors	LC Pass	NOCHECK	NOCHECK	LC Pass	LC Low	LC Pass	LC High
High	50.000			10.000	40.000	50.000	10.000
Low	-.01000			-.00200	-.01000	-.00300	-.00300

Elem	Sn1899	Ag3280

Units	ppm	ppm
Avge	.00644	.00143
SDev	.00246	.00014
%RSD	38.200	9.7954
#1	.00470	.00133
#2	.00819	.00153
Errors	LC Pass	LC Pass
High	5.0000	2.0000
Low	-.01000	-.00400

IntStd	1	2	3	4	5	6	7
Mode	Counts	NOTUSED	NOTUSED	NOTUSED	NOTUSED	NOTUSED	NOTUSED
Elem	Y	--	--	--	--	--	--
Wavlen	371.030	--	--	--	--	--	--
Avge	3842	--	--	--	--	--	--
SDev	2.280316	--	--	--	--	--	--
%RSD	.0593583	--	--	--	--	--	--
#1	3840	--	--	--	--	--	--
#2	3843	--	--	--	--	--	--

Analysis Report 10/28/09 04:43:46 PM

Method: TRACE2 Sample Name: RSJ0894-01RE1 Operator: DAN
Run Time: 10/28/09 16:38:53
Comment:
Mode: CONC Corr. Factor: 1

Elem	Al3082	As1890	B_2496	Ba4934	Be3130	Ca3179	Cd2265
Units	ppm	ppm	ppm	ppm	ppm	ppm	ppm
Avge	1.0217	.00394	.14624	.75897	.00079	458.99	.00229
SDev	.0079	.00172	.00031	.00092	.00000	.08	.00009
%RSD	.77460	43.667	.21308	.12140	.09276	.01667	4.0528
#1	1.0273	.00516	.14646	.75962	.00079	459.04	.00235
#2	1.0161	.00273	.14602	.75832	.00079	458.93	.00222
Errors	LC Pass	LC Pass	LC Pass	LC Pass	LC Pass	LC Pass	LC Pass
High	500.00	20.000	50.000	10.000	5.0000	600.00	30.000
Low	-.04000	-.00500	-.00800	-.00300	-.00300	-.05000	-.00150

Elem	Co2286	Cr2677	Cu3247	Fe2714	K_7664	Mg2790	Mn2576
Units	ppm	ppm	ppm	ppm	ppm	ppm	ppm
Avge	.03506	.00224	.03855	.83963	6.9467	22.471	9.5398
SDev	.00020	.00033	.00002	.03323	.0311	.045	.0090
%RSD	.57980	14.793	.04610	3.9582	.44737	.20090	.09446
#1	.03491	.00247	.03856	.86313	6.9247	22.439	9.5335
#2	.03520	.00200	.03854	.81613	6.9687	22.503	9.5462
Errors	LC Pass	LC Pass	LC Pass	LC Pass	LC Pass	LC Pass	LC Pass
High	40.000	40.000	25.000	500.00	400.00	400.00	20.000
Low	-.00300	-.00300	-.00400	-.04000	-.50000	-.04000	-.00300

Elem	Mo2020	Na3302	Ni2316	2203/1	2203/2	PB2203	SE1960
Units	ppm	ppm	ppm	ppm	ppm	ppm	ppm
Avge	.00157	H1325.0	.01923	.01405	.01050	.01168	.00017
SDev	.00085	1.2	.00036	.00059	.00039	.00046	.00118
%RSD	54.211	.08778	1.8592	4.2105	3.7390	3.9278	695.23
#1	.00217	H1325.8	.01897	.01363	.01022	.01136	-.00066
#2	.00097	H1324.2	.01948	.01447	.01078	.01201	.00100
Errors	LC Pass	LC High	LC Pass	NOCHECK	NOCHECK	LC Pass	LC Pass
High	10.000	600.00	25.000			60.000	40.000
Low	-.00500	-.50000	-.00300			-.00400	-.01000

Elem	Sb2068	1960/1	1960/2	Ti3372	Tl1908	V_2924	Zn2062
Units	ppm	ppm	ppm	ppm	ppm	ppm	ppm
Avge	-.00034	.00192	-.00070	.03553	.00057	.00169	.20909
SDev	.00295	.00145	.00250	.00798	.00025	.00031	.01806
%RSD	854.81	75.781	354.96	22.466	43.582	18.359	8.6376
#1	-.00243	.00294	-.00247	.04118	.00040	.00191	.22186
#2	.00174	.00089	.00106	.02989	.00075	.00147	.19632
Errors	LC Pass	NOCHECK	NOCHECK	LC Pass	LC Pass	LC Pass	LC Pass
High	50.000			10.000	40.000	50.000	10.000
Low	-.01000			-.00200	-.01000	-.00300	-.00300

Elem	Sn1899	Ag3280

Units	ppm	ppm
Avge	.00448	-.00007
SDev	.00100	.00001
%RSD	22.406	17.710
#1	.00519	-.00006
#2	.00377	-.00008
Errors	LC Pass	LC Pass
High	5.0000	2.0000
Low	-.01000	-.00400

IntStd	1	2	3	4	5	6	7
Mode	Counts	NOTUSED	NOTUSED	NOTUSED	NOTUSED	NOTUSED	NOTUSED
Elem	Y	--	--	--	--	--	--
Wavlen	371.030	--	--	--	--	--	--
Avge	3728	--	--	--	--	--	--
SDev	.4243331	--	--	--	--	--	--
%RSD	.0113823	--	--	--	--	--	--
#1	3728	--	--	--	--	--	--
#2	3728	--	--	--	--	--	--

Analysis Report QC Standard 10/28/09 04:51:41 PM

Method: TRACE2 Sample Name: SEQ-CCV Operator: DAN
Run Time: 10/28/09 16:46:47
Comment:
Mode: CONC Corr. Factor: 1

Elem	Al3082	As1890	B_2496	Ba4934	Be3130	Ca3179	Cd2265
Units	ppm	ppm	ppm	ppm	ppm	ppm	ppm
Avge	23.548	.47348	.45556	.47550	.46695	23.383	.45785
SDev	1.871	.03707	.03838	.03834	.03772	1.850	.04019
%RSD	7.9465	7.8285	8.4245	8.0623	8.0777	7.9122	8.7786
#1	24.871	.49969	.48270	.50261	.49362	24.691	.48627
#2	Q22.225	Q.44727	Q.42842	Q.44840	Q.44028	Q22.075	Q.42943
Errors	QC Pass	QC Pass	QC Pass	QC Pass	QC Pass	QC Pass	QC Pass
Value	25.000	.50000	.50000	.50000	.50000	25.000	.50000
Range	10.000	10.000	10.000	10.000	10.000	10.000	10.000

Elem	Co2286	Cr2677	Cu3247	Fe2714	K_7664	Mg2790	Mn2576
Units	ppm	ppm	ppm	ppm	ppm	ppm	ppm
Avge	.46778	.46741	.47296	23.116	23.483	23.059	.47260
SDev	.04151	.04223	.03774	2.074	1.826	2.068	.04231
%RSD	8.8748	9.0345	7.9795	8.9722	7.7768	8.9664	8.9516
#1	.49713	.49727	.49964	24.583	24.775	24.521	.50251
#2	Q.43842	Q.43755	Q.44627	Q21.650	Q22.192	Q21.597	Q.44269
Errors	QC Pass	QC Pass	QC Pass	QC Pass	QC Pass	QC Pass	QC Pass
Value	.50000	.50000	.50000	25.000	25.000	25.000	.50000
Range	10.000	10.000	10.000	10.000	10.000	10.000	10.000

Elem	Mo2020	Na3302	Ni2316	2203/1	2203/2	PB2203	SE1960
Units	ppm	ppm	ppm	ppm	ppm	ppm	ppm
Avge	.46778	23.401	.46984	.47756	.47563	.47627	.47830
SDev	.04037	1.775	.03737	.03140	.03644	.03476	.03343
%RSD	8.6310	7.5860	7.9539	6.5749	7.6625	7.2994	6.9900
#1	.49633	24.657	.49627	.49976	.50140	.50085	.50195
#2	Q.43923	Q22.146	Q.44342	.45535	.44986	.45169	.45466
Errors	QC Pass	QC Pass	QC Pass	NOCHECK	NOCHECK	QC Pass	QC Pass
Value	.50000	25.000	.50000			.50000	.50000
Range	10.000	10.000	10.000			10.000	10.000

Elem	Sb2068	1960/1	1960/2	Ti3372	Tl1908	V_2924	Zn2062
Units	ppm	ppm	ppm	ppm	ppm	ppm	ppm
Avge	.47777	.48048	.47722	.48087	.47636	.46820	.48976
SDev	.04191	.03254	.03388	.03858	.03883	.04251	.04648
%RSD	8.7712	6.7722	7.0996	8.0239	8.1518	9.0802	9.4908
#1	.50741	.50349	.50118	.50815	.50382	.49827	.52263
#2	Q.44814	.45747	.45327	.45358	Q.44890	Q.43814	.45689
Errors	QC Pass	NOCHECK	NOCHECK	QC Pass	QC Pass	QC Pass	QC Pass
Value	.50000			.50000	.50000	.50000	.50000
Range	10.000			10.000	10.000	10.000	10.000

Elem	Sn1899	Ag3280

Units	ppm	ppm
Avge	.47668	.46003
SDev	.04008	.03981
%RSD	8.4085	8.6527
#1	.50502	.48817
#2	Q.44834	Q.43188
Errors	QC Pass	QC Pass
Value	.50000	.50000
Range	10.000	10.000

IntStd	1	2	3	4	5	6	7
Mode	Counts	NOTUSED	NOTUSED	NOTUSED	NOTUSED	NOTUSED	NOTUSED
Elem	Y	--	--	--	--	--	--
Wavlen	371.030	--	--	--	--	--	--
Avge	4173	--	--	--	--	--	--
SDev	304.7278	--	--	--	--	--	--
%RSD	7.302236	--	--	--	--	--	--
#1	3958	--	--	--	--	--	--
#2	4389	--	--	--	--	--	--

Analysis Report Blank Sample 10/28/09 04:56:38 PM page 1

Method: TRACE2 Sample Name: SEQ-CCB Operator: DAN
Run Time: 10/28/09 16:51:45
Comment:
Mode: CONC Corr. Factor: 1

Elem	Al3082	As1890	B_2496	Ba4934	Be3130	Ca3179	Cd2265
Units	ppm	ppm	ppm	ppm	ppm	ppm	ppm
Avge	.01085	.00090	.00149	.00072	.00031	.05569	.00028
SDev	.00494	.00065	.00032	.00008	.00009	.00265	.00012
%RSD	45.577	72.094	21.598	11.657	28.908	4.7618	41.690
#1	.00735	.00044	.00172	.00066	.00025	.05381	.00020
#2	.01435	.00137	.00126	.00078	.00037	.05756	.00036
Errors	LC Pass	LC Pass	LC Pass	LC Pass	LC Pass	LC Pass	LC Pass
High	.20000	.01000	.02000	.00200	.00200	.50000	.00100
Low	-.04000	-.00500	-.00500	-.00300	-.00300	-.04000	-.00200

Elem	Co2286	Cr2677	Cu3247	Fe2714	K_7664	Mg2790	Mn2576
Units	ppm	ppm	ppm	ppm	ppm	ppm	ppm
Avge	.00014	.00021	.00063	.04494	.00801	.01336	.00126
SDev	.00016	.00036	.00017	.00464	.00283	.00538	.00007
%RSD	109.03	171.19	27.404	10.329	35.362	40.264	5.4950
#1	.00003	.00046	.00051	.04822	.01002	.00955	.00131
#2	.00026	-.00004	.00075	.04165	.00601	.01716	.00121
Errors	LC Pass	LC Pass	LC Pass	LC Pass	LC Pass	LC Pass	LC Pass
High	.00400	.00400	.01000	.05000	.50000	.20000	.00300
Low	-.00300	-.00300	-.00400	-.04000	-.50000	-.04000	-.00300

Elem	Mo2020	Na3302	Ni2316	2203/1	2203/2	PB2203	SE1960
Units	ppm	ppm	ppm	ppm	ppm	ppm	ppm
Avge	.00015	.49832	.00004	.00244	.00016	.00092	-.00142
SDev	.00017	.09505	.00031	.00080	.00143	.00068	.00097
%RSD	118.88	19.075	760.02	32.826	866.07	74.321	68.113
#1	.00002	.43111	-.00018	.00187	.00117	.00141	-.00210
#2	.00027	.56553	.00026	.00300	-.00084	.00044	-.00074
Errors	LC Pass	LC Pass	LC Pass	NOCHECK	NOCHECK	LC Pass	LC Pass
High	.01000	1.0000	.01000			.00500	.01500
Low	-.00300	-.50000	-.00300			-.00300	-.01000

Elem	Sb2068	1960/1	1960/2	Ti3372	Tl1908	V_2924	Zn2062
Units	ppm	ppm	ppm	ppm	ppm	ppm	ppm
Avge	-.00116	.00117	-.00271	.00029	-.00149	.00068	H.02202
SDev	.00150	.00326	.00018	.00002	.00296	.00048	.00162
%RSD	129.04	277.76	6.5822	5.1032	199.06	70.764	7.3597
#1	-.00222	-.00113	-.00259	.00028	.00061	.00034	H.02317
#2	-.00010	.00347	-.00284	.00030	-.00358	.00101	H.02088
Errors	LC Pass	NOCHECK	NOCHECK	LC Pass	LC Pass	LC Pass	LC High
High	.02000			.00500	.02000	.00500	.01000
Low	-.01000			-.00200	-.01000	-.00300	-.00300

Elem	Sn1899	Ag3280

Units	ppm	ppm
Avge	.00035	-.00020
SDev	.00127	.00051
%RSD	364.45	254.36
#1	.00125	-.00056
#2	-.00055	.00016
Errors	LC Pass	LC Pass
High	.01000	.00300
Low	-.00500	-.00300

IntStd	1	2	3	4	5	6	7
Mode	Counts	NOTUSED	NOTUSED	NOTUSED	NOTUSED	NOTUSED	NOTUSED
Elem	Y	--	--	--	--	--	--
Wavlen	371.030	--	--	--	--	--	--
Avge	3916	--	--	--	--	--	--
SDev	1.537992	--	--	--	--	--	--
%RSD	.0392722	--	--	--	--	--	--
#1	3917	--	--	--	--	--	--
#2	3915	--	--	--	--	--	--

Analysis Report 10/28/09 05:01:35 PM

Method: TRACE2 Sample Name: RSJ1073-01RE1 Operator: DAN
Run Time: 10/28/09 16:56:42
Comment:
Mode: CONC Corr. Factor: 1

Elem	Al3082	As1890	B_2496	Ba4934	Be3130	Ca3179	Cd2265
Units	ppm	ppm	ppm	ppm	ppm	ppm	ppm
Avge	.46441	.00508	.29118	.65859	.00046	381.92	.00253
SDev	.00394	.00038	.00167	.00055	.00008	.68	.00014
%RSD	.84832	7.3760	.57212	.08388	16.851	.17798	5.7040
#1	.46719	.00535	.29236	.65898	.00051	382.40	.00263
#2	.46162	.00482	.29000	.65820	.00040	381.44	.00242
Errors	LC Pass	LC Pass	LC Pass	LC Pass	LC Pass	LC Pass	LC Pass
High	500.00	20.000	50.000	10.000	5.0000	600.00	30.000
Low	-.04000	-.00500	-.00800	-.00300	-.00300	-.05000	-.00150

Elem	Co2286	Cr2677	Cu3247	Fe2714	K_7664	Mg2790	Mn2576
Units	ppm	ppm	ppm	ppm	ppm	ppm	ppm
Avge	.00181	.00292	.05339	.38327	6.7196	49.505	1.2889
SDev	.00077	.00073	.00015	.03908	.0298	.023	.0002
%RSD	42.819	25.203	.27119	10.196	.44396	.04712	.01311
#1	.00235	.00344	.05349	.41090	6.7407	49.521	1.2890
#2	.00126	.00240	.05328	.35564	6.6985	49.488	1.2888
Errors	LC Pass	LC Pass	LC Pass	LC Pass	LC Pass	LC Pass	LC Pass
High	40.000	40.000	25.000	500.00	400.00	400.00	20.000
Low	-.00300	-.00300	-.00400	-.04000	-.50000	-.04000	-.00300

Elem	Mo2020	Na3302	Ni2316	2203/1	2203/2	PB2203	SE1960
Units	ppm	ppm	ppm	ppm	ppm	ppm	ppm
Avge	.00014	H1332.5	.00623	.02903	.02953	.02936	.00250
SDev	.00073	3.2	.00020	.00314	.00076	.00054	.00055
%RSD	521.29	.23841	3.1492	10.803	2.5776	1.8277	21.969
#1	.00066	H1334.7	.00637	.02681	.03007	.02898	.00289
#2	-.00038	H1330.2	.00610	.03125	.02899	.02974	.00211
Errors	LC Pass	LC High	LC Pass	NOCHECK	NOCHECK	LC Pass	LC Pass
High	10.000	600.00	25.000			60.000	40.000
Low	-.00500	-.50000	-.00300			-.00400	-.01000

Elem	Sb2068	1960/1	1960/2	Ti3372	Tl1908	V_2924	Zn2062
Units	ppm	ppm	ppm	ppm	ppm	ppm	ppm
Avge	.00020	.00474	.00138	.01929	-.00261	.00176	.10998
SDev	.00378	.00310	.00073	.00219	.00038	.00089	.01094
%RSD	1898.4	65.434	52.442	11.376	14.629	50.435	9.9482
#1	.00287	.00693	.00087	.01774	-.00288	.00239	.11772
#2	-.00248	.00255	.00190	.02084	-.00234	.00114	.10224
Errors	LC Pass	NOCHECK	NOCHECK	LC Pass	LC Pass	LC Pass	LC Pass
High	50.000			10.000	40.000	50.000	10.000
Low	-.01000			-.00200	-.01000	-.00300	-.00300

Elem	Sn1899	Ag3280

Units	ppm	ppm
Avge	.00383	.00031
SDev	.00051	.00040
%RSD	13.329	128.99
#1	.00419	.00060
#2	.00347	.00003
Errors	LC Pass	LC Pass
High	5.0000	2.0000
Low	-.01000	-.00400

IntStd	1	2	3	4	5	6	7
Mode	Counts	NOTUSED	NOTUSED	NOTUSED	NOTUSED	NOTUSED	NOTUSED
Elem	Y	--	--	--	--	--	--
Wavlen	371.030	--	--	--	--	--	--
Avge	3702	--	--	--	--	--	--
SDev	14.47808	--	--	--	--	--	--
%RSD	.3911396	--	--	--	--	--	--
#1	3691	--	--	--	--	--	--
#2	3712	--	--	--	--	--	--

Analysis Report 10/28/09 05:06:32 PM

Method: TRACE2 Sample Name: RSJ1073-04RE1 Operator: DAN
Run Time: 10/28/09 17:01:39
Comment:
Mode: CONC Corr. Factor: 1

Elem	Al3082	As1890	B_2496	Ba4934	Be3130	Ca3179	Cd2265
Units	ppm	ppm	ppm	ppm	ppm	ppm	ppm
Avge	3.6983	.00447	.52915	.32149	.00039	103.78	.00235
SDev	.0148	.00069	.00052	.00125	.00001	.45	.00005
%RSD	.39982	15.450	.09884	.38780	1.3909	.43777	2.1448
#1	3.7087	.00496	.52952	.32237	.00039	104.10	.00231
#2	3.6878	.00398	.52878	.32060	.00038	103.46	.00238
Errors	LC Pass	LC Pass	LC Pass	LC Pass	LC Pass	LC Pass	LC Pass
High	500.00	20.000	50.000	10.000	5.0000	600.00	30.000
Low	-.04000	-.00500	-.00800	-.00300	-.00300	-.05000	-.00150

Elem	Co2286	Cr2677	Cu3247	Fe2714	K_7664	Mg2790	Mn2576
Units	ppm	ppm	ppm	ppm	ppm	ppm	ppm
Avge	.00171	.00799	.01459	2.1009	14.153	15.929	.43752
SDev	.00027	.00034	.00030	.0023	.016	.051	.00100
%RSD	15.808	4.3210	2.0703	.10948	.11426	.31732	.22738
#1	.00152	.00774	.01481	2.0993	14.164	15.965	.43822
#2	.00190	.00823	.01438	2.1026	14.141	15.893	.43681
Errors	LC Pass	LC Pass	LC Pass	LC Pass	LC Pass	LC Pass	LC Pass
High	40.000	40.000	25.000	500.00	400.00	400.00	20.000
Low	-.00300	-.00300	-.00400	-.04000	-.50000	-.04000	-.00300

Elem	Mo2020	Na3302	Ni2316	2203/1	2203/2	PB2203	SE1960
Units	ppm	ppm	ppm	ppm	ppm	ppm	ppm
Avge	.00022	H1358.2	.00521	.00911	.00435	.00594	-.00078
SDev	.00109	2.5	.00022	.00121	.00045	.00071	.00276
%RSD	506.04	.18745	4.1632	13.347	10.346	11.879	353.42
#1	.00098	H1360.0	.00505	.00997	.00467	.00643	.00117
#2	-.00055	H1356.4	.00536	.00825	.00403	.00544	-.00273
Errors	LC Pass	LC High	LC Pass	NOCHECK	NOCHECK	LC Pass	LC Pass
High	10.000	600.00	25.000			60.000	40.000
Low	-.00500	-.50000	-.00300			-.00400	-.01000

Elem	Sb2068	1960/1	1960/2	Ti3372	Tl1908	V_2924	Zn2062
Units	ppm	ppm	ppm	ppm	ppm	ppm	ppm
Avge	.00014	.00324	-.00279	.13499	-.00167	.00668	.06256
SDev	.00121	.00935	.00053	.00818	.00021	.00019	.00025
%RSD	865.12	288.29	19.082	6.0574	12.555	2.8507	.40186
#1	.00099	.00985	-.00317	.14077	-.00182	.00682	.06274
#2	-.00071	-.00337	-.00242	.12921	-.00152	.00655	.06238
Errors	LC Pass	NOCHECK	NOCHECK	LC Pass	LC Pass	LC Pass	LC Pass
High	50.000			10.000	40.000	50.000	10.000
Low	-.01000			-.00200	-.01000	-.00300	-.00300

Elem	Sn1899	Ag3280

Units	ppm	ppm
Avge	.00464	.00032
SDev	.00204	.00048
%RSD	43.852	153.10
#1	.00608	.00066
#2	.00320	-.00003
Errors	LC Pass	LC Pass
High	5.0000	2.0000
Low	-.01000	-.00400

IntStd	1	2	3	4	5	6	7
Mode	Counts	NOTUSED	NOTUSED	NOTUSED	NOTUSED	NOTUSED	NOTUSED
Elem	Y	--	--	--	--	--	--
Wavlen	371.030	--	--	--	--	--	--
Avge	3734	--	--	--	--	--	--
SDev	2.227317	--	--	--	--	--	--
%RSD	.0596444	--	--	--	--	--	--
#1	3733	--	--	--	--	--	--
#2	3736	--	--	--	--	--	--

Analysis Report 10/28/09 05:11:29 PM

Method: TRACE2 Sample Name: RSJ1073-07RE1 Operator: DAN
Run Time: 10/28/09 17:06:36
Comment:
Mode: CONC Corr. Factor: 1

Elem	Al3082	As1890	B_2496	Ba4934	Be3130	Ca3179	Cd2265
Units	ppm	ppm	ppm	ppm	ppm	ppm	ppm
Avge	.06747	.00256	.20087	.99410	.00040	H762.17	.00127
SDev	.00035	.00121	.00020	.00600	.00000	3.78	.00008
%RSD	.51372	47.133	.09950	.60308	.16158	.49586	6.3021
#1	.06771	.00171	.20101	.98986	.00040	H759.49	.00121
#2	.06722	.00342	.20073	.99834	.00040	H764.84	.00132
Errors	LC Pass	LC Pass	LC Pass	LC Pass	LC Pass	LC High	LC Pass
High	500.00	20.000	50.000	10.000	5.0000	600.00	30.000
Low	-.04000	-.00500	-.00800	-.00300	-.00300	-.05000	-.00150

Elem	Co2286	Cr2677	Cu3247	Fe2714	K_7664	Mg2790	Mn2576
Units	ppm	ppm	ppm	ppm	ppm	ppm	ppm
Avge	.00037	.00209	.01093	.05283	11.992	41.241	.46031
SDev	.00014	.00005	.00029	.00500	.021	.054	.00138
%RSD	38.558	2.1538	2.6241	9.4712	.17805	.13022	.29940
#1	.00027	.00206	.01113	.04929	12.007	41.279	.46129
#2	.00048	.00212	.01072	.05637	11.977	41.203	.45934
Errors	LC Pass	LC Pass	LC Pass	LC Pass	LC Pass	LC Pass	LC Pass
High	40.000	40.000	25.000	500.00	400.00	400.00	20.000
Low	-.00300	-.00300	-.00400	-.04000	-.50000	-.04000	-.00300

Elem	Mo2020	Na3302	Ni2316	2203/1	2203/2	PB2203	SE1960
Units	ppm	ppm	ppm	ppm	ppm	ppm	ppm
Avge	-.00083	H1345.6	.00401	.01301	.01614	.01510	-.00006
SDev	.00040	4.0	.00047	.00139	.00260	.00220	.00213
%RSD	48.814	.29927	11.842	10.714	16.092	14.548	3486.8
#1	-.00054	H1342.7	.00435	.01400	.01797	.01665	.00145
#2	-.00111	H1348.4	.00368	.01203	.01430	.01354	-.00157
Errors	LC Pass	LC High	LC Pass	NOCHECK	NOCHECK	LC Pass	LC Pass
High	10.000	600.00	25.000			60.000	40.000
Low	-.00500	-.50000	-.00300			-.00400	-.01000

Elem	Sb2068	1960/1	1960/2	Ti3372	Tl1908	V_2924	Zn2062
Units	ppm	ppm	ppm	ppm	ppm	ppm	ppm
Avge	.00298	-.00152	.00067	.00183	-.00300	.00116	.01586
SDev	.00407	.00390	.00125	.00016	.00249	.00038	.00045
%RSD	136.28	256.43	187.34	8.8666	83.083	33.026	2.8342
#1	.00586	.00124	.00155	.00194	-.00476	.00089	.01554
#2	.00011	-.00427	-.00022	.00171	-.00124	.00143	.01618
Errors	LC Pass	NOCHECK	NOCHECK	LC Pass	LC Pass	LC Pass	LC Pass
High	50.000			10.000	40.000	50.000	10.000
Low	-.01000			-.00200	-.01000	-.00300	-.00300

Elem	Sn1899	Ag3280

Units	ppm	ppm
Avge	.00278	-.00078
SDev	.00050	.00050
%RSD	17.869	64.853
#1	.00313	-.00042
#2	.00243	-.00114
Errors	LC Pass	LC Pass
High	5.0000	2.0000
Low	-.01000	-.00400

IntStd	1	2	3	4	5	6	7
Mode	Counts	NOTUSED	NOTUSED	NOTUSED	NOTUSED	NOTUSED	NOTUSED
Elem	Y	--	--	--	--	--	--
Wavlen	371.030	--	--	--	--	--	--
Avge	3673	--	--	--	--	--	--
SDev	3.287978	--	--	--	--	--	--
%RSD	.0895199	--	--	--	--	--	--
#1	3675	--	--	--	--	--	--
#2	3671	--	--	--	--	--	--

Analysis Report 10/28/09 05:16:26 PM

Method: TRACE2 Sample Name: RSJ1073-09RE1 Operator: DAN
Run Time: 10/28/09 17:11:33
Comment:
Mode: CONC Corr. Factor: 1

Elem	Al3082	As1890	B_2496	Ba4934	Be3130	Ca3179	Cd2265
Units	ppm	ppm	ppm	ppm	ppm	ppm	ppm
Avge	1.0975	-.00014	.17699	.70946	.00043	287.58	.00080
SDev	.0076	.00036	.00078	.00212	.00005	1.50	.00006
%RSD	.69202	249.63	.43875	.29920	11.918	.52108	6.9610
#1	1.0922	-.00040	.17754	.70796	.00039	286.52	.00076
#2	1.1029	.00011	.17644	.71096	.00047	288.64	.00084
Errors	LC Pass	LC Pass	LC Pass	LC Pass	LC Pass	LC Pass	LC Pass
High	500.00	20.000	50.000	10.000	5.0000	600.00	30.000
Low	-.04000	-.00500	-.00800	-.00300	-.00300	-.05000	-.00150

Elem	Co2286	Cr2677	Cu3247	Fe2714	K_7664	Mg2790	Mn2576
Units	ppm	ppm	ppm	ppm	ppm	ppm	ppm
Avge	.00060	.00234	.01902	.75626	3.0398	65.649	.35597
SDev	.00008	.00039	.00082	.01252	.0088	.280	.00136
%RSD	12.833	16.477	4.3410	1.6549	.28974	.42724	.38109
#1	.00055	.00207	.01843	.74741	3.0461	65.451	.35501
#2	.00066	.00262	.01960	.76511	3.0336	65.847	.35693
Errors	LC Pass	LC Pass	LC Pass	LC Pass	LC Pass	LC Pass	LC Pass
High	40.000	40.000	25.000	500.00	400.00	400.00	20.000
Low	-.00300	-.00300	-.00400	-.04000	-.50000	-.04000	-.00300

Elem	Mo2020	Na3302	Ni2316	2203/1	2203/2	PB2203	SE1960
Units	ppm	ppm	ppm	ppm	ppm	ppm	ppm
Avge	.00078	H1339.8	.00629	.00051	.00189	.00143	.00265
SDev	.00067	4.4	.00026	.00471	.00112	.00232	.00033
%RSD	86.370	.33126	4.1737	931.14	59.189	161.88	12.574
#1	.00126	H1336.7	.00647	.00384	.00269	.00307	.00289
#2	.00030	H1343.0	.00610	-.00283	.00110	-.00021	.00242
Errors	LC Pass	LC High	LC Pass	NOCHECK	NOCHECK	LC Pass	LC Pass
High	10.000	600.00	25.000			60.000	40.000
Low	-.00500	-.50000	-.00300			-.00400	-.01000

Elem	Sb2068	1960/1	1960/2	Ti3372	Tl1908	V_2924	Zn2062
Units	ppm	ppm	ppm	ppm	ppm	ppm	ppm
Avge	.00002	.00555	.00120	.04015	-.00211	.00266	.02413
SDev	.00432	.00359	.00130	.00393	.00339	.00014	.00055
%RSD	28014.	64.753	107.66	9.7973	160.93	5.2238	2.2803
#1	-.00304	.00809	.00029	.04293	.00029	.00256	.02375
#2	.00307	.00301	.00212	.03737	-.00450	.00276	.02452
Errors	LC Pass	NOCHECK	NOCHECK	LC Pass	LC Pass	LC Pass	LC Pass
High	50.000			10.000	40.000	50.000	10.000
Low	-.01000			-.00200	-.01000	-.00300	-.00300

Elem	Sn1899	Ag3280

Units	ppm	ppm
Avge	.00369	.00017
SDev	.00215	.00074
%RSD	58.155	432.20
#1	.00521	-.00035
#2	.00217	.00069
Errors	LC Pass	LC Pass
High	5.0000	2.0000
Low	-.01000	-.00400

IntStd	1	2	3	4	5	6	7
Mode	Counts	NOTUSED	NOTUSED	NOTUSED	NOTUSED	NOTUSED	NOTUSED
Elem	Y	--	--	--	--	--	--
Wavlen	371.030	--	--	--	--	--	--
Avge	3676	--	--	--	--	--	--
SDev	17.07673	--	--	--	--	--	--
%RSD	.4645876	--	--	--	--	--	--
#1	3688	--	--	--	--	--	--
#2	3664	--	--	--	--	--	--

Analysis Report 10/28/09 05:21:23 PM

Method: TRACE2 Sample Name: rsj1073-10re1 Operator: DAN
Run Time: 10/28/09 17:16:30
Comment:
Mode: CONC Corr. Factor: 1

Elem	Al3082	As1890	B_2496	Ba4934	Be3130	Ca3179	Cd2265
Units	ppm	ppm	ppm	ppm	ppm	ppm	ppm
Avge	6.4474	.00814	.27580	.48242	.00041	286.33	.00667
SDev	.0423	.00082	.00030	.00043	.00002	.28	.00001
%RSD	.65570	10.139	.10793	.09002	3.5379	.09865	.19613
#1	6.4773	.00872	.27601	.48273	.00042	286.53	.00668
#2	6.4175	.00755	.27559	.48211	.00040	286.13	.00666
Errors	LC Pass	LC Pass	LC Pass	LC Pass	LC Pass	LC Pass	LC Pass
High	500.00	20.000	50.000	10.000	5.0000	600.00	30.000
Low	-.04000	-.00500	-.00800	-.00300	-.00300	-.05000	-.00150

Elem	Co2286	Cr2677	Cu3247	Fe2714	K_7664	Mg2790	Mn2576
Units	ppm	ppm	ppm	ppm	ppm	ppm	ppm
Avge	.00295	.01012	.02114	4.0247	20.653	56.041	1.5348
SDev	.00054	.00047	.00012	.0044	.098	.077	.0002
%RSD	18.403	4.6830	.57702	.10868	.47423	.13722	.01397
#1	.00257	.01046	.02123	4.0278	20.723	56.095	1.5347
#2	.00334	.00979	.02106	4.0217	20.584	55.987	1.5350
Errors	LC Pass	LC Pass	LC Pass	LC Pass	LC Pass	LC Pass	LC Pass
High	40.000	40.000	25.000	500.00	400.00	400.00	20.000
Low	-.00300	-.00300	-.00400	-.04000	-.50000	-.04000	-.00300

Elem	Mo2020	Na3302	Ni2316	2203/1	2203/2	PB2203	SE1960
Units	ppm	ppm	ppm	ppm	ppm	ppm	ppm
Avge	-.00059	H1325.1	.00969	.06987	.06802	.06864	.00161
SDev	.00108	.3	.00023	.00139	.00100	.00113	.00178
%RSD	181.68	.02333	2.4240	1.9853	1.4699	1.6446	111.04
#1	.00017	H1324.9	.00953	.06889	.06731	.06784	.00287
#2	-.00135	H1325.3	.00986	.07085	.06873	.06944	.00035
Errors	LC Pass	LC High	LC Pass	NOCHECK	NOCHECK	LC Pass	LC Pass
High	10.000	600.00	25.000			60.000	40.000
Low	-.00500	-.50000	-.00300			-.00400	-.01000

Elem	Sb2068	1960/1	1960/2	Ti3372	Tl1908	V_2924	Zn2062
Units	ppm	ppm	ppm	ppm	ppm	ppm	ppm
Avge	.00045	.00261	.00111	.24797	-.00253	.01214	.10765
SDev	.00007	.00670	.00067	.00123	.00211	.00026	.00021
%RSD	16.294	256.86	60.860	.49663	83.161	2.1124	.19143
#1	.00039	.00734	.00063	.24710	-.00104	.01233	.10780
#2	.00050	-.00213	.00158	.24884	-.00402	.01196	.10751
Errors	LC Pass	NOCHECK	NOCHECK	LC Pass	LC Pass	LC Pass	LC Pass
High	50.000			10.000	40.000	50.000	10.000
Low	-.01000			-.00200	-.01000	-.00300	-.00300

Elem	Sn1899	Ag3280

Units	ppm	ppm
Avge	.00525	.00002
SDev	.00047	.00011
%RSD	8.9009	670.49
#1	.00558	.00009
#2	.00492	-.00006
Errors	LC Pass	LC Pass
High	5.0000	2.0000
Low	-.01000	-.00400

IntStd	1	2	3	4	5	6	7
Mode	Counts	NOTUSED	NOTUSED	NOTUSED	NOTUSED	NOTUSED	NOTUSED
Elem	Y	--	--	--	--	--	--
Wavlen	371.030	--	--	--	--	--	--
Avge	3733	--	--	--	--	--	--
SDev	1.590990	--	--	--	--	--	--
%RSD	.0426182	--	--	--	--	--	--
#1	3732	--	--	--	--	--	--
#2	3734	--	--	--	--	--	--

Analysis Report 10/28/09 05:26:20 PM

Method: TRACE2 Sample Name: RSJ1288-01 Operator: DAN
Run Time: 10/28/09 17:21:27
Comment:
Mode: CONC Corr. Factor: 1

Elem	Al3082	As1890	B_2496	Ba4934	Be3130	Ca3179	Cd2265
Units	ppm	ppm	ppm	ppm	ppm	ppm	ppm
Avge	.73347	.00266	.17946	.42010	.00039	H744.63	.00179
SDev	.01064	.00121	.00059	.00115	.00001	2.59	.00003
%RSD	1.4507	45.343	.33013	.27288	3.5852	.34785	1.4614
#1	.74100	.00351	.17904	.42091	.00040	H746.46	.00181
#2	.72595	.00181	.17988	.41929	.00038	H742.80	.00178
Errors	LC Pass	LC Pass	LC Pass	LC Pass	LC Pass	LC High	LC Pass
High	500.00	20.000	50.000	10.000	5.0000	600.00	30.000
Low	-.04000	-.00500	-.00800	-.00300	-.00300	-.05000	-.00150

Elem	Co2286	Cr2677	Cu3247	Fe2714	K_7664	Mg2790	Mn2576
Units	ppm	ppm	ppm	ppm	ppm	ppm	ppm
Avge	.01673	.16799	.01846	1.8520	7.2622	66.190	1.3850
SDev	.00038	.00022	.00034	.0036	.0357	.031	.0001
%RSD	2.2917	.12919	1.8488	.19675	.49175	.04744	.00927
#1	.01700	.16784	.01870	1.8494	7.2875	66.212	1.3849
#2	.01646	.16814	.01822	1.8546	7.2370	66.168	1.3851
Errors	LC Pass	LC Pass	LC Pass	LC Pass	LC Pass	LC Pass	LC Pass
High	40.000	40.000	25.000	500.00	400.00	400.00	20.000
Low	-.00300	-.00300	-.00400	-.04000	-.50000	-.04000	-.00300

Elem	Mo2020	Na3302	Ni2316	2203/1	2203/2	PB2203	SE1960
Units	ppm	ppm	ppm	ppm	ppm	ppm	ppm
Avge	.10276	H1142.4	1.4487	.01467	.01673	.01604	.00007
SDev	.00113	1.4	.0053	.00124	.00031	.00062	.00242
%RSD	1.0980	.12620	.36542	8.4848	1.8606	3.8774	3437.6
#1	.10196	H1143.4	1.4525	.01379	.01651	.01560	-.00164
#2	.10356	H1141.3	1.4450	.01555	.01695	.01648	.00178
Errors	LC Pass	LC High	LC Pass	NOCHECK	NOCHECK	LC Pass	LC Pass
High	10.000	600.00	25.000			60.000	40.000
Low	-.00500	-.50000	-.00300			-.00400	-.01000

Elem	Sb2068	1960/1	1960/2	Ti3372	Tl1908	V_2924	Zn2062
Units	ppm	ppm	ppm	ppm	ppm	ppm	ppm
Avge	.00198	.00212	-.00096	.03307	-.00105	.00599	.02810
SDev	.00049	.00222	.00252	.00043	.00145	.00006	.00029
%RSD	24.476	104.53	264.12	1.2992	137.55	.92854	1.0304
#1	.00233	.00055	-.00274	.03276	-.00207	.00603	.02831
#2	.00164	.00369	.00083	.03337	-.00003	.00595	.02790
Errors	LC Pass	NOCHECK	NOCHECK	LC Pass	LC Pass	LC Pass	LC Pass
High	50.000			10.000	40.000	50.000	10.000
Low	-.01000			-.00200	-.01000	-.00300	-.00300

Elem	Sn1899	Ag3280

Units	ppm	ppm
Avge	.00416	.00021
SDev	.00046	.00018
%RSD	11.110	86.547
#1	.00448	.00034
#2	.00383	.00008
Errors	LC Pass	LC Pass
High	5.0000	2.0000
Low	-.01000	-.00400

IntStd	1	2	3	4	5	6	7
Mode	Counts	NOTUSED	NOTUSED	NOTUSED	NOTUSED	NOTUSED	NOTUSED
Elem	Y	--	--	--	--	--	--
Wavlen	371.030	--	--	--	--	--	--
Avge	3679	--	--	--	--	--	--
SDev	4.560804	--	--	--	--	--	--
%RSD	.1239795	--	--	--	--	--	--
#1	3682	--	--	--	--	--	--
#2	3675	--	--	--	--	--	--

Analysis Report 10/28/09 05:31:17 PM

Method: TRACE2 Sample Name: RSJ1288-02 Operator: DAN
Run Time: 10/28/09 17:26:24
Comment:
Mode: CONC Corr. Factor: 1

Elem	Al3082	As1890	B_2496	Ba4934	Be3130	Ca3179	Cd2265
Units	ppm	ppm	ppm	ppm	ppm	ppm	ppm
Avge	.40832	.00106	.17332	.28543	.00044	591.95	.00645
SDev	.01013	.00325	.00020	.00130	.00002	2.33	.00024
%RSD	2.4808	306.48	.11573	.45482	3.3892	.39408	3.7638
#1	.41548	-.00124	.17318	.28635	.00045	593.60	.00663
#2	.40115	.00336	.17346	.28451	.00043	590.30	.00628
Errors	LC Pass	LC Pass	LC Pass	LC Pass	LC Pass	LC Pass	LC Pass
High	500.00	20.000	50.000	10.000	5.0000	600.00	30.000
Low	-.04000	-.00500	-.00800	-.00300	-.00300	-.05000	-.00150

Elem	Co2286	Cr2677	Cu3247	Fe2714	K_7664	Mg2790	Mn2576
Units	ppm	ppm	ppm	ppm	ppm	ppm	ppm
Avge	.14676	.01813	.07466	.60158	5.4220	32.603	5.0468
SDev	.00103	.00086	.00013	.00090	.0524	.207	.0314
%RSD	.70134	4.7416	.17976	.14978	.96592	.63510	.62232
#1	.14749	.01874	.07476	.60094	5.4590	32.749	5.0690
#2	.14603	.01752	.07457	.60222	5.3850	32.457	5.0245
Errors	LC Pass	LC Pass	LC Pass	LC Pass	LC Pass	LC Pass	LC Pass
High	40.000	40.000	25.000	500.00	400.00	400.00	20.000
Low	-.00300	-.00300	-.00400	-.04000	-.50000	-.04000	-.00300

Elem	Mo2020	Na3302	Ni2316	2203/1	2203/2	PB2203	SE1960
Units	ppm	ppm	ppm	ppm	ppm	ppm	ppm
Avge	.03899	H1180.3	1.7277	.00558	.00901	.00787	.00151
SDev	.00000	5.6	.0087	.00041	.00069	.00060	.00139
%RSD	.01100	.47785	.50188	7.4187	7.6420	7.5893	91.949
#1	.03899	H1184.3	1.7339	.00529	.00853	.00745	.00249
#2	.03899	H1176.3	1.7216	.00588	.00950	.00829	.00053
Errors	LC Pass	LC High	LC Pass	NOCHECK	NOCHECK	LC Pass	LC Pass
High	10.000	600.00	25.000			60.000	40.000
Low	-.00500	-.50000	-.00300			-.00400	-.01000

Elem	Sb2068	1960/1	1960/2	Ti3372	Tl1908	V_2924	Zn2062
Units	ppm	ppm	ppm	ppm	ppm	ppm	ppm
Avge	.00051	.00198	.00127	.01195	-.00320	.00227	1.1011
SDev	.00169	.00196	.00110	.00251	.00217	.00005	.0063
%RSD	331.60	99.172	86.330	20.972	67.851	2.3833	.57281
#1	-.00068	.00337	.00205	.01372	-.00474	.00224	1.1055
#2	.00170	.00059	.00050	.01018	-.00167	.00231	1.0966
Errors	LC Pass	NOCHECK	NOCHECK	LC Pass	LC Pass	LC Pass	LC Pass
High	50.000			10.000	40.000	50.000	10.000
Low	-.01000			-.00200	-.01000	-.00300	-.00300

Elem	Sn1899	Ag3280

Units	ppm	ppm
Avge	.00270	-.00007
SDev	.00228	.00048
%RSD	84.130	682.58
#1	.00431	.00027
#2	.00110	-.00041
Errors	LC Pass	LC Pass
High	5.0000	2.0000
Low	-.01000	-.00400

IntStd	1	2	3	4	5	6	7
Mode	Counts	NOTUSED	NOTUSED	NOTUSED	NOTUSED	NOTUSED	NOTUSED
Elem	Y	--	--	--	--	--	--
Wavlen	371.030	--	--	--	--	--	--
Avge	3713	--	--	--	--	--	--
SDev	16.54623	--	--	--	--	--	--
%RSD	.4456176	--	--	--	--	--	--
#1	3701	--	--	--	--	--	--
#2	3725	--	--	--	--	--	--

Analysis Report Blank Sample 10/28/09 05:39:10 PM page 1

Method: TRACE2 Sample Name: SEQ-LCV Operator: DAN
Run Time: 10/28/09 17:34:17
Comment:
Mode: CONC Corr. Factor: 1

Elem	Al3082	As1890	B_2496	Ba4934	Be3130	Ca3179	Cd2265
Units	ppm	ppm	ppm	ppm	ppm	ppm	ppm
Avge	.19532	.00953	.02142	.00241	.00198	H.78496	.00103
SDev	.00424	.00395	.00020	.00009	.00004	.04130	.00018
%RSD	2.1688	41.510	.91447	3.6197	1.9743	5.2613	17.423
#1	.19831	.01232	.02156	.00247	.00201	H.81416	.00116
#2	.19232	.00673	.02129	.00235	.00195	H.75576	.00090
Errors	LC Pass	LC Pass	LC Pass	LC Pass	LC Pass	LC High	LC Pass
High	.30000	.01500	.03000	.00300	.00300	.75000	.00150
Low	.10000	.00500	.01000	.00100	.00100	.25000	.00050

Elem	Co2286	Cr2677	Cu3247	Fe2714	K_7664	Mg2790	Mn2576
Units	ppm	ppm	ppm	ppm	ppm	ppm	ppm
Avge	.00391	.00419	.01026	.05177	.46583	.21852	H.00477
SDev	.00012	.00007	.00021	.00191	.01378	.00274	.00018
%RSD	3.1254	1.7213	2.0312	3.6935	2.9589	1.2535	3.7253
#1	.00400	.00414	.01041	.05042	.47557	.22045	H.00489
#2	.00383	.00424	.01011	.05312	.45608	.21658	H.00464
Errors	LC Pass	LC Pass	LC Pass	LC Pass	LC Pass	LC Pass	LC High
High	.00600	.00600	.01500	.07500	.75000	.30000	.00450
Low	.00200	.00200	.00500	.02500	.25000	.10000	.00150

Elem	Mo2020	Na3302	Ni2316	2203/1	2203/2	PB2203	SE1960
Units	ppm	ppm	ppm	ppm	ppm	ppm	ppm
Avge	.00988	H1.9398	.00982	.00402	.00553	.00502	.01112
SDev	.00038	.1403	.00011	.00103	.00084	.00021	.00374
%RSD	3.8224	7.2342	1.1439	25.660	15.150	4.2856	33.632
#1	.00961	H2.0390	.00990	.00329	.00612	.00518	.01376
#2	.01015	H1.8406	.00974	.00475	.00493	.00487	.00848
Errors	LC Pass	LC High	LC Pass	NOCHECK	NOCHECK	LC Pass	LC Pass
High	.01500	1.5000	.01500			.00750	.02250
Low	.00500	.50000	.00500			.00250	.00750

Elem	Sb2068	1960/1	1960/2	Ti3372	Tl1908	V_2924	Zn2062
Units	ppm	ppm	ppm	ppm	ppm	ppm	ppm
Avge	.01991	.01169	.01083	.00488	.01767	.00635	.01181
SDev	.00149	.00457	.00332	.00002	.00323	.00055	.00049
%RSD	7.4946	39.091	30.686	.33628	18.258	8.6392	4.1850
#1	.02097	.01492	.01318	.00489	.01539	.00674	.01216
#2	.01886	.00846	.00848	.00487	.01995	.00596	.01147
Errors	LC Pass	NOCHECK	NOCHECK	LC Pass	LC Pass	LC Pass	LC Pass
High	.03000			.00750	.03000	.00750	.01500
Low	.01000			.00250	.01000	.00250	.00500

Elem	Sn1899	Ag3280

Units	ppm	ppm
Avge	.00685	.00246
SDev	.00033	.00017
%RSD	4.8155	6.8339
#1	.00708	.00258
#2	.00662	.00234
Errors	LC Pass	LC Pass
High	.01500	.00450
Low	.00500	.00150

IntStd	1	2	3	4	5	6	7
Mode	Counts	NOTUSED	NOTUSED	NOTUSED	NOTUSED	NOTUSED	NOTUSED
Elem	Y	--	--	--	--	--	--
Wavlen	371.030	--	--	--	--	--	--
Avge	3987	--	--	--	--	--	--
SDev	13.84158	--	--	--	--	--	--
%RSD	.3471776	--	--	--	--	--	--
#1	3977	--	--	--	--	--	--
#2	3997	--	--	--	--	--	--

Analysis Report QC Standard 10/28/09 05:44:06 PM page 1

Method: TRACE2 Sample Name: SEQ-IFA Operator: DAN
Run Time: 10/28/09 17:39:14
Comment:
Mode: CONC Corr. Factor: 1

Elem	Al3082	As1890	B_2496	Ba4934	Be3130	Ca3179	Cd2265
Units	ppm	ppm	ppm	ppm	ppm	ppm	ppm
Avge	476.76	.00123	.00141	.00098	.00045	473.86	-.00048
SDev	1.34	.00104	.00056	.00000	.00002	1.02	.00047
%RSD	.28162	84.841	39.594	.38142	4.6071	.21530	97.873
#1	477.71	.00197	.00102	.00098	.00047	474.58	-.00015
#2	475.81	.00049	.00181	.00098	.00044	473.13	-.00082
Errors	QC Pass	QC Pass	QC Pass	QC Pass	QC Pass	QC Pass	QC Pass
Value	500.00	.00000	.00000	.00000	.00000	500.00	.00000
Range	100.00	.02000	.04000	.00400	.00400	100.00	.00300

Elem	Co2286	Cr2677	Cu3247	Fe2714	K_7664	Mg2790	Mn2576
Units	ppm	ppm	ppm	ppm	ppm	ppm	ppm
Avge	.00063	-.00424	.00052	179.81	.00140	471.38	.00202
SDev	.00010	.00027	.00016	1.51	.00150	3.32	.00050
%RSD	15.002	6.2604	31.360	.84061	107.36	.70350	25.007
#1	.00057	-.00443	.00040	180.87	.00034	473.72	.00237
#2	.00070	-.00405	.00064	178.74	.00246	469.04	.00166
Errors	QC Pass	QC Pass	QC Pass	QC Pass	QC Pass	QC Pass	QC Pass
Value	.00000	.00000	.00000	200.00	.00000	500.00	.00000
Range	.00800	.00800	.02000	40.000	1.0000	100.00	.00600

Elem	Mo2020	Na3302	Ni2316	2203/1	2203/2	PB2203	SE1960
Units	ppm	ppm	ppm	ppm	ppm	ppm	ppm
Avge	.00029	.86711	.00197	-.02253	.01306	.00121	-.00052
SDev	.00137	.28070	.00006	.00167	.00163	.00164	.00081
%RSD	466.48	32.372	3.2141	7.4009	12.497	135.80	154.89
#1	.00127	1.0656	.00193	-.02135	.01422	.00237	.00005
#2	-.00068	.66863	.00202	-.02371	.01191	.00005	-.00109
Errors	QC Pass	QC Pass	QC Pass	NOCHECK	NOCHECK	QC Pass	QC Pass
Value	.00000	.00000	.00000			.00000	.00000
Range	.02000	2.0000	.02000			.01000	.03000

Elem	Sb2068	1960/1	1960/2	Ti3372	Tl1908	V_2924	Zn2062
Units	ppm	ppm	ppm	ppm	ppm	ppm	ppm
Avge	-.00092	.00301	-.00229	.00242	-.00833	-.00162	-.00335
SDev	.00371	.00153	.00197	.00012	.00135	.00016	.00127
%RSD	404.64	50.771	86.331	5.0344	16.167	9.9182	37.927
#1	-.00354	.00193	-.00089	.00251	-.00928	-.00151	-.00245
#2	.00171	.00409	-.00368	.00234	-.00738	-.00174	-.00425
Errors	QC Pass	NOCHECK	NOCHECK	QC Pass	QC Pass	QC Pass	QC Pass
Value	.00000			.00000	.00000	.00000	.00000
Range	.04000			.01000	.04000	.01000	.02000

Elem	Sn1899	Ag3280

Units	ppm	ppm
Avge	.00274	.00008
SDev	.00245	.00060
%RSD	89.676	792.63
#1	.00447	-.00035
#2	.00100	.00050
Errors	QC Pass	QC Pass
Value	.00000	.00000
Range	.02000	.00600

IntStd	1	2	3	4	5	6	7
Mode	Counts	NOTUSED	NOTUSED	NOTUSED	NOTUSED	NOTUSED	NOTUSED
Elem	Y	--	--	--	--	--	--
Wavlen	371.030	--	--	--	--	--	--
Avge	3741	--	--	--	--	--	--
SDev	10.02310	--	--	--	--	--	--
%RSD	.2679284	--	--	--	--	--	--
#1	3734	--	--	--	--	--	--
#2	3748	--	--	--	--	--	--

Analysis Report QC Standard 10/28/09 05:49:03 PM page 1

Method: TRACE2 Sample Name: SEQ-IFB Operator: DAN
Run Time: 10/28/09 17:44:10
Comment:
Mode: CONC Corr. Factor: 1

Elem	Al3082	As1890	B_2496	Ba4934	Be3130	Ca3179	Cd2265
Units	ppm	ppm	ppm	ppm	ppm	ppm	ppm
Avge	481.25	.10372	.01948	.50239	.48906	480.27	.93115
SDev	1.59	.00288	.00016	.00180	.00157	1.96	.00146
%RSD	.33002	2.7776	.84106	.35902	.32153	.40740	.15689
#1	480.12	.10168	.01937	.50111	.48795	478.88	.93012
#2	482.37	.10575	.01960	.50367	.49017	481.65	.93219
Errors	QC Pass	QC Pass	NOCHECK	QC Pass	QC Pass	QC Pass	QC Pass
Value	500.00	.10000		.50000	.50000	500.00	1.0000
Range	100.00	.02000		.10000	.10000	100.00	.20000

Elem	Co2286	Cr2677	Cu3247	Fe2714	K_7664	Mg2790	Mn2576
Units	ppm	ppm	ppm	ppm	ppm	ppm	ppm
Avge	.48137	.46887	.49635	92.636	.00720	482.17	.49177
SDev	.00039	.00061	.00156	.150	.00144	.23	.00067
%RSD	.08025	.13031	.31436	.16204	19.997	.04756	.13606
#1	.48110	.46843	.49525	92.530	.00822	482.01	.49129
#2	.48164	.46930	.49746	92.742	.00618	482.34	.49224
Errors	QC Pass	QC Pass	QC Pass	QC Pass	NOCHECK	QC Pass	QC Pass
Value	.50000	.50000	.50000	100.00		500.00	.50000
Range	.10000	.10000	.10000	20.000		100.00	.10000

Elem	Mo2020	Na3302	Ni2316	2203/1	2203/2	PB2203	SE1960
Units	ppm	ppm	ppm	ppm	ppm	ppm	ppm
Avge	.03608	.46683	.88768	.02904	.05956	.04940	.05301
SDev	.00138	.00154	.00097	.00137	.00087	.00103	.00024
%RSD	3.8389	.32964	.10972	4.7072	1.4545	2.0911	.45343
#1	.03705	.46574	.88699	.02807	.05895	.04867	.05318
#2	.03510	.46792	.88836	.03000	.06018	.05013	.05284
Errors	NOCHECK	NOCHECK	QC Pass	NOCHECK	NOCHECK	QC Pass	QC Pass
Value			1.0000			.05000	.05000
Range			.20000			.01000	.01000

Elem	Sb2068	1960/1	1960/2	Ti3372	Tl1908	V_2924	Zn2062
Units	ppm	ppm	ppm	ppm	ppm	ppm	ppm
Avge	.60812	.06177	.04863	.00075	.09202	.49005	.92526
SDev	.00225	.00566	.00247	.00007	.00368	.00040	.00151
%RSD	.37032	9.1564	5.0746	9.2865	4.0011	.08131	.16332
#1	.60971	.06577	.04688	.00070	.09462	.48977	.92420
#2	.60652	.05777	.05037	.00080	.08941	.49033	.92633
Errors	QC Pass	NOCHECK	NOCHECK	NOCHECK	QC Pass	QC Pass	QC Pass
Value	.60000				.10000	.50000	1.0000
Range	.12000				.02000	.10000	.20000

Elem	Sn1899	Ag3280

Units	ppm	ppm
Avge	.00206	.20033
SDev	.00086	.00053
%RSD	41.892	.26706
#1	.00267	.19995
#2	.00145	.20071
Errors	NOCHECK	QC Pass
Value		.20000
Range		.04000

IntStd	1	2	3	4	5	6	7
Mode	Counts	NOTUSED	NOTUSED	NOTUSED	NOTUSED	NOTUSED	NOTUSED
Elem	Y	--	--	--	--	--	--
Wavlen	371.030	--	--	--	--	--	--
Avge	3734	--	--	--	--	--	--
SDev	10.18227	--	--	--	--	--	--
%RSD	.2726833	--	--	--	--	--	--
#1	3741	--	--	--	--	--	--
#2	3727	--	--	--	--	--	--

Analysis Report QC Standard 10/28/09 06:08:04 PM

Method: TRACE2 Sample Name: SEQ-CCV Operator: DAN
Run Time: 10/28/09 18:03:11
Comment:
Mode: CONC Corr. Factor: 1

Elem	Al3082	As1890	B_2496	Ba4934	Be3130	Ca3179	Cd2265
Units	ppm	ppm	ppm	ppm	ppm	ppm	ppm
Avge	24.675	.49369	.48770	.49397	.48927	24.520	.48704
SDev	.010	.00078	.00150	.00123	.00141	.039	.00199
%RSD	.04162	.15876	.30673	.24997	.28814	.16053	.40780
#1	24.682	.49313	.48876	.49484	.49027	24.548	.48845
#2	24.668	.49424	.48664	.49310	.48827	24.493	.48564
Errors	QC Pass	QC Pass	QC Pass	QC Pass	QC Pass	QC Pass	QC Pass
Value	25.000	.50000	.50000	.50000	.50000	25.000	.50000
Range	10.000	10.000	10.000	10.000	10.000	10.000	10.000

Elem	Co2286	Cr2677	Cu3247	Fe2714	K_7664	Mg2790	Mn2576
Units	ppm	ppm	ppm	ppm	ppm	ppm	ppm
Avge	.49582	.49851	.49416	24.586	24.650	24.392	.50141
SDev	.00334	.00222	.00179	.105	.057	.096	.00188
%RSD	.67305	.44568	.36138	.42743	.23306	.39540	.37456
#1	.49818	.50008	.49543	24.660	24.691	24.460	.50274
#2	.49347	.49694	.49290	24.512	24.609	24.324	.50009
Errors	QC Pass	QC Pass	QC Pass	QC Pass	QC Pass	QC Pass	QC Pass
Value	.50000	.50000	.50000	25.000	25.000	25.000	.50000
Range	10.000	10.000	10.000	10.000	10.000	10.000	10.000

Elem	Mo2020	Na3302	Ni2316	2203/1	2203/2	PB2203	SE1960
Units	ppm	ppm	ppm	ppm	ppm	ppm	ppm
Avge	.49410	23.685	.49280	.49903	.49534	.49657	.49478
SDev	.00140	.035	.00248	.00234	.00151	.00023	.00008
%RSD	.28249	.14817	.50228	.46890	.30412	.04542	.01587
#1	.49508	23.710	.49455	.49738	.49640	.49673	.49484
#2	.49311	23.660	.49105	.50069	.49427	.49641	.49473
Errors	QC Pass	QC Pass	QC Pass	NOCHECK	NOCHECK	QC Pass	QC Pass
Value	.50000	25.000	.50000			.50000	.50000
Range	10.000	10.000	10.000			10.000	10.000

Elem	Sb2068	1960/1	1960/2	Ti3372	Tl1908	V_2924	Zn2062
Units	ppm	ppm	ppm	ppm	ppm	ppm	ppm
Avge	.50504	.49185	.49626	.49934	.49514	.49509	.49246
SDev	.00028	.00880	.00452	.00123	.00194	.00221	.00196
%RSD	.05629	1.7891	.91035	.24578	.39089	.44605	.39735
#1	.50484	.48563	.49945	.50021	.49651	.49665	.49384
#2	.50524	.49808	.49306	.49847	.49377	.49353	.49107
Errors	QC Pass	NOCHECK	NOCHECK	QC Pass	QC Pass	QC Pass	QC Pass
Value	.50000			.50000	.50000	.50000	.50000
Range	10.000			10.000	10.000	10.000	10.000

Elem	Sn1899	Ag3280

Units	ppm	ppm
Avge	.50537	.48842
SDev	.00107	.00178
%RSD	.21116	.36374
#1	.50613	.48967
#2	.50462	.48716
Errors	QC Pass	QC Pass
Value	.50000	.50000
Range	10.000	10.000

IntStd	1	2	3	4	5	6	7
Mode	Counts	NOTUSED	NOTUSED	NOTUSED	NOTUSED	NOTUSED	NOTUSED
Elem	Y	--	--	--	--	--	--
Wavlen	371.030	--	--	--	--	--	--
Avge	3953	--	--	--	--	--	--
SDev	6.788294	--	--	--	--	--	--
%RSD	.1717403	--	--	--	--	--	--
#1	3948	--	--	--	--	--	--
#2	3957	--	--	--	--	--	--

Analysis Report Blank Sample 10/28/09 06:13:02 PM

Method: TRACE2 Sample Name: SEQ-CCB Operator: DAN
Run Time: 10/28/09 18:08:08
Comment:
Mode: CONC Corr. Factor: 1

Elem	Al3082	As1890	B_2496	Ba4934	Be3130	Ca3179	Cd2265
Units	ppm	ppm	ppm	ppm	ppm	ppm	ppm
Avge	.05259	-.00346	.00100	.00035	.00044	.06005	.00038
SDev	.02499	.00151	.00001	.00019	.00015	.02707	.00009
%RSD	47.526	43.610	1.4050	54.124	34.992	45.082	22.545
#1	.03492	-.00239	.00101	.00022	.00033	.04091	.00032
#2	.07027	-.00453	.00099	.00049	.00055	.07919	.00045
Errors	LC Pass	LC Pass	LC Pass	LC Pass	LC Pass	LC Pass	LC Pass
High	.20000	.01000	.02000	.00200	.00200	.50000	.00100
Low	-.04000	-.00500	-.00500	-.00300	-.00300	-.04000	-.00200

Elem	Co2286	Cr2677	Cu3247	Fe2714	K_7664	Mg2790	Mn2576
Units	ppm	ppm	ppm	ppm	ppm	ppm	ppm
Avge	.00031	.00078	.00090	.03223	.01605	.04560	.00030
SDev	.00029	.00000	.00051	.00001	.00881	.01437	.00000
%RSD	93.552	.06719	56.302	.01529	54.873	31.516	.03375
#1	.00051	.00078	.00126	.03224	.02227	.03544	.00030
#2	.00010	.00078	.00054	.03223	.00982	.05577	.00030
Errors	LC Pass	LC Pass	LC Pass	LC Pass	LC Pass	LC Pass	LC Pass
High	.00400	.00400	.01000	.05000	.50000	.20000	.00300
Low	-.00300	-.00300	-.00400	-.04000	-.50000	-.04000	-.00300

Elem	Mo2020	Na3302	Ni2316	2203/1	2203/2	PB2203	SE1960
Units	ppm	ppm	ppm	ppm	ppm	ppm	ppm
Avge	-.00031	.04595	.00066	.00067	-.00021	.00009	.00092
SDev	.00099	.03813	.00015	.00010	.00079	.00050	.00178
%RSD	320.66	82.975	22.223	14.371	384.10	579.19	194.56
#1	-.00101	.01899	.00077	.00060	.00035	.00044	-.00034
#2	.00039	.07292	.00056	.00074	-.00077	-.00027	.00218
Errors	LC Pass	LC Pass	LC Pass	NOCHECK	NOCHECK	LC Pass	LC Pass
High	.01000	1.0000	.01000			.00500	.01500
Low	-.00300	-.50000	-.00300			-.00300	-.01000

Elem	Sb2068	1960/1	1960/2	Ti3372	Tl1908	V_2924	Zn2062
Units	ppm	ppm	ppm	ppm	ppm	ppm	ppm
Avge	.00043	.00200	.00037	.00013	-.00170	.00063	.00142
SDev	.00076	.00094	.00220	.00022	.00132	.00018	.00015
%RSD	177.34	46.809	590.00	169.68	77.724	28.075	10.620
#1	-.00011	.00134	-.00119	-.00003	-.00077	.00075	.00153
#2	.00096	.00266	.00193	.00029	-.00264	.00050	.00132
Errors	LC Pass	NOCHECK	NOCHECK	LC Pass	LC Pass	LC Pass	LC Pass
High	.02000			.00500	.02000	.00500	.01000
Low	-.01000			-.00200	-.01000	-.00300	-.00300

Elem	Sn1899	Ag3280

Units	ppm	ppm
Avge	.00054	-.00038
SDev	.00095	.00030
%RSD	175.60	78.308
#1	-.00013	-.00059
#2	.00121	-.00017
Errors	LC Pass	LC Pass
High	.01000	.00300
Low	-.00500	-.00300

IntStd	1	2	3	4	5	6	7
Mode	Counts	NOTUSED	NOTUSED	NOTUSED	NOTUSED	NOTUSED	NOTUSED
Elem	Y	--	--	--	--	--	--
Wavlen	371.030	--	--	--	--	--	--
Avge	3974	--	--	--	--	--	--
SDev	.7954952	--	--	--	--	--	--
%RSD	.0200153	--	--	--	--	--	--
#1	3974	--	--	--	--	--	--
#2	3975	--	--	--	--	--	--

TestAmerica Buffalo
SDG:
CLASS: WET_BATCH
METHOD: Dry Weight

ANALYSES DATA PACKAGE COVER PAGE

Dry Weight

Laboratory: TestAmerica Buffalo

SDG:

Client: Benchmark Environmental & Engineering Science

Project: Benchmark - NY4A9217

Client Sample Id:	Lab Sample Id:
TP-13	RSJ1288-01
TP-16	RSJ1288-02

METHOD DETECTION AND REPORTING LIMITS

Dry Weight

Laboratory: TestAmerica Buffalo **SDG:**

Client: Benchmark Environmental & Engineering Science **Project:** Benchmark - NY4A9217

Matrix: Solid **Instrument:** INST

Analyte	MDL	MRL	Units
Percent Solids	0.010	0.010	%

TP-13

Form 1

INORGANIC ANALYSIS DATA SHEET

Dry Weight

Laboratory: TestAmerica Buffalo SDG:

Client: Benchmark Environmental & Engineering Science Project: Benchmark - NY4A9217

Matrix: Solid Laboratory ID: RSJ1288-01 File ID:

Sampled: 10/08/09 15:15 Prepared: 10/26/09 11:03 Analyzed: 10/26/09 15:52

Solids: 66.00 Preparation: Dry Weight Initial/Final: 10 g / 10 g

Batch: 9J26032 Sequence: Calibration: Instrument: INST

CAS NO.	Analyte	Concentration	Units	Dilution Factor	Q	Method
STL00234	Percent Solids	66	%	1		Dry Weight

TP-16

Form 1

INORGANIC ANALYSIS DATA SHEET

Dry Weight

Laboratory: TestAmerica Buffalo SDG:

Client: Benchmark Environmental & Engineering Science Project: Benchmark - NY4A9217

Matrix: Solid Laboratory ID: RSJ1288-02 File ID:

Sampled: 10/09/09 13:50 Prepared: 10/26/09 11:03 Analyzed: 10/26/09 15:54

Solids: 85.87 Preparation: Dry Weight Initial/Final: 10 g / 10 g

Batch: 9J26032 Sequence: Calibration: Instrument: INST

CAS NO.	Analyte	Concentration	Units	Dilution Factor	Q	Method
STL00234	Percent Solids	86	%	1		Dry Weight

Form 12

PREPARATION BATCH SUMMARY

Dry Weight

Laboratory: TestAmerica Buffalo

SDG:

Client: Benchmark Environmental & Engineering Science

Project: Benchmark - NY4A9217

Batch: 9J26032 Batch Matrix: Solid

Preparation: Dry Weight

SAMPLE NAME	LAB SAMPLE ID	INITIAL	FINAL	DATE PREPARED	TOT/DIS
TP-13	RSJ1288-01	10.0 g	10.0 g	10/26/09 11:03	Total
TP-16	RSJ1288-02	10.0 g	10.0 g	10/26/09 11:03	Total

Analytical Report

SDG Number: RTA0534

Project Description(s)

Work Order RTA0534 - Benchmark - Globe site
Work Order RTA0591 - Benchmark - Globe site

For:

Mike Lesakowski

Benchmark Environmental & Engineering Science

2558 Hamburg Turnpike, Suite 300

Lackawanna, NY 14218

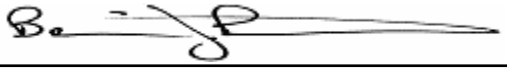

Brian Fischer

Project Manager

Brian.Fischer@testamericainc.com

Monday, January 25, 2010

The test results in this report meet all NELAP requirements for analytes for which accreditation is required or available. Any exception to NELAP requirements are noted in this report. Persuant to NELAP, this report may not be reproduced, except in full, without the written approval of the laboratory. All questions regarding this test report should be directed to the TestAmerica Project manager who has signed this report.

TestAmerica
THE LEADER IN ENVIRONMENTAL TESTING

Benchmark Environmental & Engineering Science
2558 Hamburg Turnpike, Suite 300
Lackawanna, NY 14218

SDG Number: RTA0534

Project: Benchmark - Globe site
Project Number: TURN

Received: 01/14/10
Reported: 01/25/10 10:53

TestAmerica Buffalo
Current Certifications

As of 1/27/2009

STATE	Program	Cert # / Lab ID
Arkansas	CWA, RCRA, SOIL	88-0686
California*	NELAP CWA, RCRA	01169CA
Connecticut	SDWA, CWA, RCRA, SOIL	PH-0568
Florida*	NELAP CWA, RCRA	E87672
Georgia*	SDWA,NELAP CWA, RCRA	956
Illinois*	NELAP SDWA, CWA, RCRA	200003
Iowa	SW/CS	374
Kansas*	NELAP SDWA, CWA, RCRA	E-10187
Kentucky	SDWA	90029
Kentucky UST	UST	30
Louisiana*	NELAP CWA, RCRA	2031
Maine	SDWA, CWA	NY0044
Maryland	SDWA	294
Massachusetts	SDWA, CWA	M-NY044
Michigan	SDWA	9937
Minnesota	SDWA,CWA, RCRA	036-999-337
New Hampshire*	NELAP SDWA, CWA	233701
New Jersey*	NELAP,SDWA, CWA, RCRA,	NY455
New York*	NELAP, AIR, SDWA, CWA, RCRA,CLP	10026
Oklahoma	CWA, RCRA	9421
Pennsylvania*	NELAP CWA,RCRA	68-00281
Tennessee	SDWA	02970
Texas*	NELAP CWA, RCRA	T104704412-08-TX
USDA	FOREIGN SOIL PERMIT	S-41579
USDOE	Department of Energy	DOECAP-STB
Virginia	SDWA	278
Washington*	NELAP CWA,RCRA	C1677
Wisconsin	CWA, RCRA	998310390
West Virginia	CWA,RCRA	252

*As required under the indicated accreditation, the test results in this report meet all NELAP requirements for parameters for which accre ditation is required or available. Any exceptions to NELAP requirements are noted in this report.

Benchmark Environmental & Engineering Science
2558 Hamburg Turnpike, Suite 300
Lackawanna, NY 14218

SDG Number: RTA0534

Project: Benchmark - Globe site
Project Number: TURN

Received: 01/14/10
Reported: 01/25/10 10:53

CASE NARRATIVE

According to 40CFR Part 136.3, pH, Chlorine Residual, Dissolved Oxygen, Sulfite, and Temperature analyses are to be performed immediately after aqueous sample collection. When these parameters are not indicated as field (e.g. field-pH), they were not analyzed immediately, but as soon as possible after laboratory receipt.

There are pertinent documents appended to this report, 2 pages, are included and are an integral part of this report.

Reproduction of this analytical report is permitted only in its entirety. This report shall not be reproduced except in full without the written approval of the laboratory.

TestAmerica Laboratories, Inc. certifies that the analytical results contained herein apply only to the samples tested as received by our Laboratory.

Benchmark Environmental & Engineering Science
2558 Hamburg Turnpike, Suite 300
Lackawanna, NY 14218

SDG Number: RTA0534

Project: Benchmark - Globe site
Project Number: TURN

Received: 01/14/10
Reported: 01/25/10 10:53

DATA QUALIFIERS AND DEFINITIONS

D10	Dilution required due to sample color
D12	Dilution required due to sample viscosity
J	Analyte detected at a level less than the Reporting Limit (RL) and greater than or equal to the Method Detection Limit (MDL). Concentrations within this range are estimated.
MHA	Due to high levels of analyte in the sample, the MS and /or MSD calculation does not provide useful spike recovery information. See Blank Spike (LCS).
NR	Any inclusion of NR indicates that the project specific requirements do not require reporting estimated values below the laboratory reporting limit.

ADDITIONAL COMMENTS

Results are reported on a wet weight basis unless otherwise noted.

Benchmark Environmental & Engineering Science
2558 Hamburg Turnpike, Suite 300
Lackawanna, NY 14218

SDG Number: RTA0534

Project: Benchmark - Globe site
Project Number: TURN

Received: 01/14/10
Reported: 01/25/10 10:53

Executive Summary - Detections

Analyte	Sample Result	Data Qualifiers	RL	MDL	Units	Dil Fac	Date Analyzed	Lab Tech	Batch	Method
Client ID: SS-9E (0-2) (RTA0591-03 - Solid)						**Sampled: 01/14/10 15:10**			**Recvd: 01/14/10 17:00**	
Semivolatile Organics by GC/MS										
Acenaphthene	**370**	D12,J	3900	46	ug/kg dry	20.0	01/18/10 17:19	MKP	10A0880	8270C
Anthracene	**520**	D12,J	3900	100	ug/kg dry	20.0	01/18/10 17:19	MKP	10A0880	8270C
Benzo(a)anthracene	**1600**	D12,J	3900	67	ug/kg dry	20.0	01/18/10 17:19	MKP	10A0880	8270C
Benzo(a)pyrene	**1100**	D12,J	3900	94	ug/kg dry	20.0	01/18/10 17:19	MKP	10A0880	8270C
Benzo(b)fluoranthene	**1600**	D12,J	3900	76	ug/kg dry	20.0	01/18/10 17:19	MKP	10A0880	8270C
Benzo(ghi)perylene	**830**	D12,J	3900	47	ug/kg dry	20.0	01/18/10 17:19	MKP	10A0880	8270C
Benzo(k)fluoranthene	**840**	D12,J	3900	43	ug/kg dry	20.0	01/18/10 17:19	MKP	10A0880	8270C
Chrysene	**2000**	D12,J	3900	39	ug/kg dry	20.0	01/18/10 17:19	MKP	10A0880	8270C
Fluoranthene	**4200**	D12	3900	57	ug/kg dry	20.0	01/18/10 17:19	MKP	10A0880	8270C
Indeno(1,2,3-cd)pyrene	**620**	D12,J	3900	110	ug/kg dry	20.0	01/18/10 17:19	MKP	10A0880	8270C
Phenanthrene	**1900**	D12,J	3900	82	ug/kg dry	20.0	01/18/10 17:19	MKP	10A0880	8270C
Pyrene	**3300**	D12,J	3900	25	ug/kg dry	20.0	01/18/10 17:19	MKP	10A0880	8270C
General Chemistry Parameters										
Percent Solids	**86**		0.010	NR	%	1.00	01/15/10 13:57	JRR	10A0855	Dry Weight
Client ID: SS-9S (0-2) (RTA0591-04 - Solid)						**Sampled: 01/14/10 15:20**			**Recvd: 01/14/10 17:00**	
Semivolatile Organics by GC/MS										
Benzo(a)anthracene	**320**	D12,J	3800	65	ug/kg dry	20.0	01/18/10 17:44	MKP	10A0880	8270C
Benzo(b)fluoranthene	**430**	D12,J	3800	74	ug/kg dry	20.0	01/18/10 17:44	MKP	10A0880	8270C
Benzo(ghi)perylene	**290**	D12,J	3800	45	ug/kg dry	20.0	01/18/10 17:44	MKP	10A0880	8270C
Chrysene	**370**	D12,J	3800	38	ug/kg dry	20.0	01/18/10 17:44	MKP	10A0880	8270C
Fluoranthene	**560**	D12,J	3800	55	ug/kg dry	20.0	01/18/10 17:44	MKP	10A0880	8270C
Phenanthrene	**360**	D12,J	3800	80	ug/kg dry	20.0	01/18/10 17:44	MKP	10A0880	8270C
Pyrene	**460**	D12,J	3800	25	ug/kg dry	20.0	01/18/10 17:44	MKP	10A0880	8270C
General Chemistry Parameters										
Percent Solids	**87**		0.010	NR	%	1.00	01/15/10 13:59	JRR	10A0855	Dry Weight
Client ID: SS-9W (0-2) (RTA0591-02 - Solid)						**Sampled: 01/14/10 15:00**			**Recvd: 01/14/10 17:00**	
Semivolatile Organics by GC/MS										
Benzo(a)anthracene	**300**	D10,J	2200	38	ug/kg dry	10.0	01/18/10 16:54	MKP	10A0880	8270C
Benzo(a)pyrene	**290**	D10,J	2200	53	ug/kg dry	10.0	01/18/10 16:54	MKP	10A0880	8270C
Benzo(b)fluoranthene	**340**	D10,J	2200	42	ug/kg dry	10.0	01/18/10 16:54	MKP	10A0880	8270C
Benzo(ghi)perylene	**280**	D10,J	2200	26	ug/kg dry	10.0	01/18/10 16:54	MKP	10A0880	8270C
Benzo(k)fluoranthene	**220**	D10,J	2200	24	ug/kg dry	10.0	01/18/10 16:54	MKP	10A0880	8270C
Chrysene	**410**	D10,J	2200	22	ug/kg dry	10.0	01/18/10 16:54	MKP	10A0880	8270C
Fluoranthene	**580**	D10,J	2200	32	ug/kg dry	10.0	01/18/10 16:54	MKP	10A0880	8270C
Phenanthrene	**370**	D10,J	2200	46	ug/kg dry	10.0	01/18/10 16:54	MKP	10A0880	8270C
Pyrene	**550**	D10,J	2200	14	ug/kg dry	10.0	01/18/10 16:54	MKP	10A0880	8270C
General Chemistry Parameters										
Percent Solids	**77**		0.010	NR	%	1.00	01/15/10 13:55	JRR	10A0855	Dry Weight

TestAmerica
THE LEADER IN ENVIRONMENTAL TESTING

Benchmark Environmental & Engineering Science
2558 Hamburg Turnpike, Suite 300
Lackawanna, NY 14218

SDG Number: RTA0534

Project: Benchmark - Globe site
Project Number: TURN

Received: 01/14/10
Reported: 01/25/10 10:53

Executive Summary - Detections

Analyte	Sample Result	Data Qualifiers	RL	MDL	Units	Dil Fac	Date Analyzed	Lab Tech	Batch	Method
Client ID: TP-13N2 (RTA0534-01 - Solid)					**Sampled: 01/13/10 13:00**			**Recvd: 01/14/10 08:17**		
Total Metals by SW 846 Series Methods										
Chromium	**3450**		0.590	NR	mg/kg dry	1.00	01/15/10 21:46	DAN	10A0841	6010B
General Chemistry Parameters										
Percent Solids	**87**		0.010	NR	%	1.00	01/15/10 17:00	JRR	10A0870	Dry Weight
Client ID: TP-16N2 (RTA0591-01 - Solid)					**Sampled: 01/14/10 13:00**			**Recvd: 01/14/10 17:00**		
Total Metals by SW 846 Series Methods										
Chromium	**609**		0.544	NR	mg/kg dry	1.00	01/18/10 12:53	DAN	10A0899	6010B
General Chemistry Parameters										
Percent Solids	**93**		0.010	NR	%	1.00	01/15/10 13:53	JRR	10A0855	Dry Weight

TestAmerica
THE LEADER IN ENVIRONMENTAL TESTING

Benchmark Environmental & Engineering Science
2558 Hamburg Turnpike, Suite 300
Lackawanna, NY 14218

SDG Number: RTA0534

Project: Benchmark - Globe site
Project Number: TURN

Received: 01/14/10
Reported: 01/25/10 10:53

Sample Summary

Sample Identification	Lab Number	Client Matrix	Date/Time Sampled	Date/Time Received	Sample Qualifiers
SS-9E (0-2)	RTA0591-03	Solid	01/14/10 15:10	01/14/10 17:00	
SS-9S (0-2)	RTA0591-04	Solid	01/14/10 15:20	01/14/10 17:00	
SS-9W (0-2)	RTA0591-02	Solid	01/14/10 15:00	01/14/10 17:00	
TP-13N2	RTA0534-01	Solid	01/13/10 13:00	01/14/10 08:17	
TP-16N2	RTA0591-01	Solid	01/14/10 13:00	01/14/10 17:00	

TestAmerica
THE LEADER IN ENVIRONMENTAL TESTING

Benchmark Environmental & Engineering Science
2558 Hamburg Turnpike, Suite 300
Lackawanna, NY 14218

SDG Number: RTA0534

Project: Benchmark - Globe site
Project Number: TURN

Received: 01/14/10
Reported: 01/25/10 10:53

Analytical Report

Analyte	Sample Result	Data Qualifiers	RL	MDL	Units	Dil Fac	Date Analyzed	Lab Tech	Batch	Method
Client ID: SS-9E (0-2) (RTA0591-03 - Solid)						**Sampled: 01/14/10 15:10**		**Recvd: 01/14/10 17:00**		
Semivolatile Organics by GC/MS										
2-Methylnaphthalene	ND	D12	3900	47	ug/kg dry	20.0	01/18/10 17:19	MKP	10A0880	8270C
Acenaphthene	**370**	D12,J	3900	46	ug/kg dry	20.0	01/18/10 17:19	MKP	10A0880	8270C
Acenaphthylene	ND	D12	3900	32	ug/kg dry	20.0	01/18/10 17:19	MKP	10A0880	8270C
Anthracene	**520**	D12,J	3900	100	ug/kg dry	20.0	01/18/10 17:19	MKP	10A0880	8270C
Benzo(a)anthracene	**1600**	D12,J	3900	67	ug/kg dry	20.0	01/18/10 17:19	MKP	10A0880	8270C
Benzo(a)pyrene	**1100**	D12,J	3900	94	ug/kg dry	20.0	01/18/10 17:19	MKP	10A0880	8270C
Benzo(b)fluoranthene	**1600**	D12,J	3900	76	ug/kg dry	20.0	01/18/10 17:19	MKP	10A0880	8270C
Benzo(ghi)perylene	**830**	D12,J	3900	47	ug/kg dry	20.0	01/18/10 17:19	MKP	10A0880	8270C
Benzo(k)fluoranthene	**840**	D12,J	3900	43	ug/kg dry	20.0	01/18/10 17:19	MKP	10A0880	8270C
Chrysene	**2000**	D12,J	3900	39	ug/kg dry	20.0	01/18/10 17:19	MKP	10A0880	8270C
Dibenzo(a,h)anthracene	ND	D12	3900	46	ug/kg dry	20.0	01/18/10 17:19	MKP	10A0880	8270C
Fluoranthene	**4200**	D12	3900	57	ug/kg dry	20.0	01/18/10 17:19	MKP	10A0880	8270C
Fluorene	ND	D12	3900	90	ug/kg dry	20.0	01/18/10 17:19	MKP	10A0880	8270C
Indeno(1,2,3-cd)pyrene	**620**	D12,J	3900	110	ug/kg dry	20.0	01/18/10 17:19	MKP	10A0880	8270C
Naphthalene	ND	D12	3900	65	ug/kg dry	20.0	01/18/10 17:19	MKP	10A0880	8270C
Phenanthrene	**1900**	D12,J	3900	82	ug/kg dry	20.0	01/18/10 17:19	MKP	10A0880	8270C
Pyrene	**3300**	D12,J	3900	25	ug/kg dry	20.0	01/18/10 17:19	MKP	10A0880	8270C
2,4,6-Tribromophenol	*93 %*	*D12*	*Surr Limits: (39-146%)*				*01/18/10 17:19*	*MKP*	*10A0880*	*8270C*
2-Fluorobiphenyl	*83 %*	*D12*	*Surr Limits: (37-120%)*				*01/18/10 17:19*	*MKP*	*10A0880*	*8270C*
2-Fluorophenol	*57 %*	*D12*	*Surr Limits: (18-120%)*				*01/18/10 17:19*	*MKP*	*10A0880*	*8270C*
Nitrobenzene-d5	*48 %*	*D12*	*Surr Limits: (34-132%)*				*01/18/10 17:19*	*MKP*	*10A0880*	*8270C*
Phenol-d5	*63 %*	*D12*	*Surr Limits: (11-120%)*				*01/18/10 17:19*	*MKP*	*10A0880*	*8270C*
p-Terphenyl-d14	*77 %*	*D12*	*Surr Limits: (58-147%)*				*01/18/10 17:19*	*MKP*	*10A0880*	*8270C*
General Chemistry Parameters										
Percent Solids	**86**		0.010	NR	%	1.00	01/15/10 13:57	JRR	10A0855	Dry Weight

Benchmark Environmental & Engineering Science
2558 Hamburg Turnpike, Suite 300
Lackawanna, NY 14218

SDG Number: RTA0534

Project: Benchmark - Globe site
Project Number: TURN

Received: 01/14/10
Reported: 01/25/10 10:53

Analytical Report

Analyte	Sample Result	Data Qualifiers	RL	MDL	Units	Dil Fac	Date Analyzed	Lab Tech	Batch	Method
Client ID: SS-9S (0-2) (RTA0591-04 - Solid)						**Sampled: 01/14/10 15:20**		**Recvd: 01/14/10 17:00**		
Semivolatile Organics by GC/MS										
2-Methylnaphthalene	ND	D12	3800	46	ug/kg dry	20.0	01/18/10 17:44	MKP	10A0880	8270C
Acenaphthene	ND	D12	3800	45	ug/kg dry	20.0	01/18/10 17:44	MKP	10A0880	8270C
Acenaphthylene	ND	D12	3800	31	ug/kg dry	20.0	01/18/10 17:44	MKP	10A0880	8270C
Anthracene	ND	D12	3800	97	ug/kg dry	20.0	01/18/10 17:44	MKP	10A0880	8270C
Benzo(a)anthracene	**320**	D12,J	3800	65	ug/kg dry	20.0	01/18/10 17:44	MKP	10A0880	8270C
Benzo(a)pyrene	ND	D12	3800	91	ug/kg dry	20.0	01/18/10 17:44	MKP	10A0880	8270C
Benzo(b)fluoranthene	**430**	D12,J	3800	74	ug/kg dry	20.0	01/18/10 17:44	MKP	10A0880	8270C
Benzo(ghi)perylene	**290**	D12,J	3800	45	ug/kg dry	20.0	01/18/10 17:44	MKP	10A0880	8270C
Benzo(k)fluoranthene	ND	D12	3800	42	ug/kg dry	20.0	01/18/10 17:44	MKP	10A0880	8270C
Chrysene	**370**	D12,J	3800	38	ug/kg dry	20.0	01/18/10 17:44	MKP	10A0880	8270C
Dibenzo(a,h)anthracene	ND	D12	3800	45	ug/kg dry	20.0	01/18/10 17:44	MKP	10A0880	8270C
Fluoranthene	**560**	D12,J	3800	55	ug/kg dry	20.0	01/18/10 17:44	MKP	10A0880	8270C
Fluorene	ND	D12	3800	87	ug/kg dry	20.0	01/18/10 17:44	MKP	10A0880	8270C
Indeno(1,2,3-cd)pyrene	ND	D12	3800	100	ug/kg dry	20.0	01/18/10 17:44	MKP	10A0880	8270C
Naphthalene	ND	D12	3800	63	ug/kg dry	20.0	01/18/10 17:44	MKP	10A0880	8270C
Phenanthrene	**360**	D12,J	3800	80	ug/kg dry	20.0	01/18/10 17:44	MKP	10A0880	8270C
Pyrene	**460**	D12,J	3800	25	ug/kg dry	20.0	01/18/10 17:44	MKP	10A0880	8270C
2,4,6-Tribromophenol	*103 %*	*D12*	*Surr Limits: (39-146%)*				*01/18/10 17:44*	*MKP*	*10A0880*	*8270C*
2-Fluorobiphenyl	*89 %*	*D12*	*Surr Limits: (37-120%)*				*01/18/10 17:44*	*MKP*	*10A0880*	*8270C*
2-Fluorophenol	*71 %*	*D12*	*Surr Limits: (18-120%)*				*01/18/10 17:44*	*MKP*	*10A0880*	*8270C*
Nitrobenzene-d5	*56 %*	*D12*	*Surr Limits: (34-132%)*				*01/18/10 17:44*	*MKP*	*10A0880*	*8270C*
Phenol-d5	*77 %*	*D12*	*Surr Limits: (11-120%)*				*01/18/10 17:44*	*MKP*	*10A0880*	*8270C*
p-Terphenyl-d14	*86 %*	*D12*	*Surr Limits: (58-147%)*				*01/18/10 17:44*	*MKP*	*10A0880*	*8270C*
General Chemistry Parameters										
Percent Solids	**87**		0.010	NR	%	1.00	01/15/10 13:59	JRR	10A0855	Dry Weight

Benchmark Environmental & Engineering Science
2558 Hamburg Turnpike, Suite 300
Lackawanna, NY 14218

SDG Number: RTA0534

Project: Benchmark - Globe site
Project Number: TURN

Received: 01/14/10
Reported: 01/25/10 10:53

Analytical Report

Client ID: SS-9W (0-2) (RTA0591-02 - Solid) **Sampled: 01/14/10 15:00** **Recvd: 01/14/10 17:00**

Analyte	Sample Result	Data Qualifiers	RL	MDL	Units	Dil Fac	Date Analyzed	Lab Tech	Batch	Method
Semivolatile Organics by GC/MS										
2-Methylnaphthalene	ND	D10	2200	26	ug/kg dry	10.0	01/18/10 16:54	MKP	10A0880	8270C
Acenaphthene	ND	D10	2200	26	ug/kg dry	10.0	01/18/10 16:54	MKP	10A0880	8270C
Acenaphthylene	ND	D10	2200	18	ug/kg dry	10.0	01/18/10 16:54	MKP	10A0880	8270C
Anthracene	ND	D10	2200	56	ug/kg dry	10.0	01/18/10 16:54	MKP	10A0880	8270C
Benzo(a)anthracene	**300**	D10,J	2200	38	ug/kg dry	10.0	01/18/10 16:54	MKP	10A0880	8270C
Benzo(a)pyrene	**290**	D10,J	2200	53	ug/kg dry	10.0	01/18/10 16:54	MKP	10A0880	8270C
Benzo(b)fluoranthene	**340**	D10,J	2200	42	ug/kg dry	10.0	01/18/10 16:54	MKP	10A0880	8270C
Benzo(ghi)perylene	**280**	D10,J	2200	26	ug/kg dry	10.0	01/18/10 16:54	MKP	10A0880	8270C
Benzo(k)fluoranthene	**220**	D10,J	2200	24	ug/kg dry	10.0	01/18/10 16:54	MKP	10A0880	8270C
Chrysene	**410**	D10,J	2200	22	ug/kg dry	10.0	01/18/10 16:54	MKP	10A0880	8270C
Dibenzo(a,h)anthracene	ND	D10	2200	26	ug/kg dry	10.0	01/18/10 16:54	MKP	10A0880	8270C
Fluoranthene	**580**	D10,J	2200	32	ug/kg dry	10.0	01/18/10 16:54	MKP	10A0880	8270C
Fluorene	ND	D10	2200	50	ug/kg dry	10.0	01/18/10 16:54	MKP	10A0880	8270C
Indeno(1,2,3-cd)pyrene	ND	D10	2200	60	ug/kg dry	10.0	01/18/10 16:54	MKP	10A0880	8270C
Naphthalene	ND	D10	2200	36	ug/kg dry	10.0	01/18/10 16:54	MKP	10A0880	8270C
Phenanthrene	**370**	D10,J	2200	46	ug/kg dry	10.0	01/18/10 16:54	MKP	10A0880	8270C
Pyrene	**550**	D10,J	2200	14	ug/kg dry	10.0	01/18/10 16:54	MKP	10A0880	8270C
2,4,6-Tribromophenol	*77 %*	*D10*	*Surr Limits: (39-146%)*				*01/18/10 16:54*	*MKP*	*10A0880*	*8270C*
2-Fluorobiphenyl	*84 %*	*D10*	*Surr Limits: (37-120%)*				*01/18/10 16:54*	*MKP*	*10A0880*	*8270C*
2-Fluorophenol	*64 %*	*D10*	*Surr Limits: (18-120%)*				*01/18/10 16:54*	*MKP*	*10A0880*	*8270C*
Nitrobenzene-d5	*51 %*	*D10*	*Surr Limits: (34-132%)*				*01/18/10 16:54*	*MKP*	*10A0880*	*8270C*
Phenol-d5	*68 %*	*D10*	*Surr Limits: (11-120%)*				*01/18/10 16:54*	*MKP*	*10A0880*	*8270C*
p-Terphenyl-d14	*78 %*	*D10*	*Surr Limits: (58-147%)*				*01/18/10 16:54*	*MKP*	*10A0880*	*8270C*
General Chemistry Parameters										
Percent Solids	**77**		0.010	NR	%	1.00	01/15/10 13:55	JRR	10A0855	Dry Weight

TestAmerica
THE LEADER IN ENVIRONMENTAL TESTING

Benchmark Environmental & Engineering Science
2558 Hamburg Turnpike, Suite 300
Lackawanna, NY 14218

SDG Number: RTA0534

Project: Benchmark - Globe site
Project Number: TURN

Received: 01/14/10
Reported: 01/25/10 10:53

Analytical Report

Analyte	Sample Result	Data Qualifiers	RL	MDL	Units	Dil Fac	Date Analyzed	Lab Tech	Batch	Method
Client ID: TP-13N2 (RTA0534-01 - Solid)						**Sampled: 01/13/10 13:00**		**Recvd: 01/14/10 08:17**		
Total Metals by SW 846 Series Methods										
Chromium	**3450**		0.590	NR	mg/kg dry	1.00	01/15/10 21:46	DAN	10A0841	6010B
General Chemistry Parameters										
Percent Solids	**87**		0.010	NR	%	1.00	01/15/10 17:00	JRR	10A0870	Dry Weight

TestAmerica
THE LEADER IN ENVIRONMENTAL TESTING

Benchmark Environmental & Engineering Science
2558 Hamburg Turnpike, Suite 300
Lackawanna, NY 14218

SDG Number: RTA0534

Project: Benchmark - Globe site
Project Number: TURN

Received: 01/14/10
Reported: 01/25/10 10:53

Analytical Report

Analyte	Sample Result	Data Qualifiers	RL	MDL	Units	Dil Fac	Date Analyzed	Lab Tech	Batch	Method
Client ID: TP-16N2 (RTA0591-01 - Solid)						**Sampled: 01/14/10 13:00**		**Recvd: 01/14/10 17:00**		
Total Metals by SW 846 Series Methods										
Chromium	**609**		0.544	NR	mg/kg dry	1.00	01/18/10 12:53	DAN	10A0899	6010B
General Chemistry Parameters										
Percent Solids	**93**		0.010	NR	%	1.00	01/15/10 13:53	JRR	10A0855	Dry Weight

Benchmark Environmental & Engineering Science
2558 Hamburg Turnpike, Suite 300
Lackawanna, NY 14218

SDG Number: RTA0534

Project: Benchmark - Globe site
Project Number: TURN

Received: 01/14/10
Reported: 01/25/10 10:53

SAMPLE EXTRACTION DATA

Parameter	Batch	Lab Number	Wt/Vol Extracte	Units	Extract Volume	Units	Date Prepared	Lab Tech	Extraction Method
General Chemistry Parameters									
Dry Weight	10A0870	RTA0534-01	10.00	g	10.00	g	01/15/10 12:56	JRR	Dry Weight
Total Metals by SW 846 Series Methods									
6010B	10A0841	RTA0534-01	0.49	g	50.00	mL	01/15/10 12:40	JRK	3050B

SAMPLE EXTRACTION DATA

Parameter	Batch	Lab Number	Wt/Vol Extracte	Units	Extract Volume	Units	Date Prepared	Lab Tech	Extraction Method
General Chemistry Parameters									
Dry Weight	10A0855	RTA0591-01	10.00	g	10.00	g	01/15/10 10:05	JRR	Dry Weight
Dry Weight	10A0855	RTA0591-02	10.00	g	10.00	g	01/15/10 10:05	JRR	Dry Weight
Dry Weight	10A0855	RTA0591-03	10.00	g	10.00	g	01/15/10 10:05	JRR	Dry Weight
Dry Weight	10A0855	RTA0591-04	10.00	g	10.00	g	01/15/10 10:05	JRR	Dry Weight
Semivolatile Organics by GC/MS									
8270C	10A0880	RTA0591-02	30.27	g	1.00	mL	01/16/10 10:00	LTT	3550B MB
8270C	10A0880	RTA0591-03	30.31	g	1.00	mL	01/16/10 10:00	LTT	3550B MB
8270C	10A0880	RTA0591-04	30.80	g	1.00	mL	01/16/10 10:00	LTT	3550B MB
Total Metals by SW 846 Series Methods									
6010B	10A0899	RTA0591-01	0.49	g	50.00	mL	01/15/10 14:50	JRK	3050B

Benchmark Environmental & Engineering Science
2558 Hamburg Turnpike, Suite 300
Lackawanna, NY 14218

SDG Number: RTA0534

Project: Benchmark - Globe site
Project Number: TURN

Received: 01/14/10
Reported: 01/25/10 10:53

LABORATORY QC DATA

Analyte	Source Result	Spike Level	RL	MDL	Units	Result	% REC	% REC Limits	% RPD	RPD Limit	Data Qualifiers
Semivolatile Organics by GC/MS											
Blank Analyzed: 01/18/10 (Lab Number:10A0880-BLK1, Batch: 10A0880)											
2-Methylnaphthalene			170	2.0	ug/kg wet	ND					
Acenaphthene			170	1.9	ug/kg wet	ND					
Acenaphthylene			170	1.3	ug/kg wet	ND					
Anthracene			170	4.2	ug/kg wet	ND					
Benzo(a)anthracene			170	2.8	ug/kg wet	ND					
Benzo(a)pyrene			170	4.0	ug/kg wet	ND					
Benzo(b)fluoranthene			170	3.2	ug/kg wet	ND					
Benzo(ghi)perylene			170	2.0	ug/kg wet	ND					
Benzo(k)fluoranthene			170	1.8	ug/kg wet	ND					
Chrysene			170	1.6	ug/kg wet	ND					
Dibenzo(a,h)anthracene			170	1.9	ug/kg wet	ND					
Fluoranthene			170	2.4	ug/kg wet	ND					
Fluorene			170	3.8	ug/kg wet	ND					
Indeno(1,2,3-cd)pyrene			170	4.5	ug/kg wet	ND					
Naphthalene			170	2.7	ug/kg wet	ND					
Phenanthrene			170	3.5	ug/kg wet	ND					
Pyrene			170	1.1	ug/kg wet	ND					
Surrogate: 2,4,6-Tribromophenol					*ug/kg wet*		*89*	*39-146*			
Surrogate: 2-Fluorobiphenyl					*ug/kg wet*		*92*	*37-120*			
Surrogate: 2-Fluorophenol					*ug/kg wet*		*82*	*18-120*			
Surrogate: Nitrobenzene-d5					*ug/kg wet*		*72*	*34-132*			
Surrogate: Phenol-d5					*ug/kg wet*		*84*	*11-120*			
Surrogate: p-Terphenyl-d14					*ug/kg wet*		*89*	*58-147*			
p-Toluidine			320	160	ug/kg wet	ND					
LCS Analyzed: 01/18/10 (Lab Number:10A0880-BS1, Batch: 10A0880)											
1,2,4-Trichlorobenzene		3300	330	4.8	ug/kg wet	2830	86	39-120			
1,2-Dichlorobenzene			330	3.2	ug/kg wet	ND		18-120			
1,3-Dichlorobenzene			330	3.0	ug/kg wet	ND		14-120			
1,4-Dichlorobenzene		3300	330	2.2	ug/kg wet	2610	79	34-120			
1,4-Dioxane			330	37	ug/kg wet	ND					
2-Methylnaphthalene			170	2.0	ug/kg wet	ND		47-120			
Acenaphthene		3300	170	2.0	ug/kg wet	2960	90	53-120			
Acenaphthylene			170	1.4	ug/kg wet	ND		58-121			
Anthracene			170	4.3	ug/kg wet	ND		62-129			
Benzo(a)anthracene			170	2.9	ug/kg wet	ND		65-133			

Benchmark Environmental & Engineering Science
2558 Hamburg Turnpike, Suite 300
Lackawanna, NY 14218

SDG Number: RTA0534

Project: Benchmark - Globe site
Project Number: TURN

Received: 01/14/10
Reported: 01/25/10 10:53

LABORATORY QC DATA

Analyte	Source Result	Spike Level	RL	MDL	Units	Result	% REC	% REC Limits	% RPD	RPD Limit	Data Qualifiers
Semivolatile Organics by GC/MS											
LCS Analyzed: 01/18/10 (Lab Number:10A0880-BS1, Batch: 10A0880)											
Benzo(a)pyrene			170	4.0	ug/kg wet	ND		64-127			
Benzo(b)fluoranthene			170	3.2	ug/kg wet	ND		64-135			
Benzo(ghi)perylene			170	2.0	ug/kg wet	ND		50-152			
Benzo(k)fluoranthene			170	1.8	ug/kg wet	ND		58-138			
Chrysene			170	1.7	ug/kg wet	ND		64-131			
Dibenzo(a,h)anthracene			170	2.0	ug/kg wet	ND		54-148			
Fluoranthene			170	2.4	ug/kg wet	ND		62-131			
Fluorene			170	3.9	ug/kg wet	ND		63-126			
Hexachlorobutadiene			170	8.6	ug/kg wet	ND		45-120			
Indeno(1,2,3-cd)pyrene			170	4.6	ug/kg wet	ND		56-149			
Naphthalene			170	2.8	ug/kg wet	ND		46-120			
Phenanthrene			170	3.5	ug/kg wet	ND		60-130			
Pyrene		3300	170	1.1	ug/kg wet	3260	99	51-133			
Surrogate: 2,4,6-Tribromophenol					*ug/kg wet*		*86*	*39-146*			
Surrogate: 2-Fluorobiphenyl					*ug/kg wet*		*88*	*37-120*			
Surrogate: 2-Fluorophenol					*ug/kg wet*		*76*	*18-120*			
Surrogate: Nitrobenzene-d5					*ug/kg wet*		*68*	*34-132*			
Surrogate: Phenol-d5					*ug/kg wet*		*80*	*11-120*			
Surrogate: p-Terphenyl-d14					*ug/kg wet*		*88*	*58-147*			
p-Toluidine			330	160	ug/kg wet	ND					
LCS Dup Analyzed: 01/18/10 (Lab Number:10A0880-BSD1, Batch: 10A0880)											
1,2,4-Trichlorobenzene		3290	330	4.8	ug/kg wet	2810	85	39-120	0.6	30	
1,2-Dichlorobenzene			330	3.2	ug/kg wet	ND		18-120		29	
1,3-Dichlorobenzene			330	3.0	ug/kg wet	ND		14-120		37	
1,4-Dichlorobenzene		3290	330	2.2	ug/kg wet	2610	79	34-120	0.2	35	
1,4-Dioxane			330	37	ug/kg wet	ND					
2-Methylnaphthalene			170	2.0	ug/kg wet	ND		47-120		21	
Acenaphthene		3290	170	2.0	ug/kg wet	2960	90	53-120	0.2	35	
Acenaphthylene			170	1.4	ug/kg wet	ND		58-121		18	
Anthracene			170	4.3	ug/kg wet	ND		62-129		15	
Benzo(a)anthracene			170	2.9	ug/kg wet	ND		65-133		15	
Benzo(a)pyrene			170	4.0	ug/kg wet	ND		64-127		15	
Benzo(b)fluoranthene			170	3.2	ug/kg wet	ND		64-135		15	
Benzo(ghi)perylene			170	2.0	ug/kg wet	ND		50-152		15	
Benzo(k)fluoranthene			170	1.8	ug/kg wet	ND		58-138		22	

Benchmark Environmental & Engineering Science
2558 Hamburg Turnpike, Suite 300
Lackawanna, NY 14218

SDG Number: RTA0534

Project: Benchmark - Globe site
Project Number: TURN

Received: 01/14/10
Reported: 01/25/10 10:53

LABORATORY QC DATA

Analyte	Source Result	Spike Level	RL	MDL	Units	Result	% REC	% REC Limits	% RPD	RPD Limit	Data Qualifiers
Semivolatile Organics by GC/MS											
LCS Dup Analyzed: 01/18/10 (Lab Number:10A0880-BSD1, Batch: 10A0880)											
Chrysene			170	1.7	ug/kg wet	ND		64-131		15	
Dibenzo(a,h)anthracene			170	2.0	ug/kg wet	ND		54-148		15	
Fluoranthene			170	2.4	ug/kg wet	ND		62-131		15	
Fluorene			170	3.8	ug/kg wet	ND		63-126		15	
Hexachlorobutadiene			170	8.5	ug/kg wet	ND		45-120		44	
Indeno(1,2,3-cd)pyrene			170	4.6	ug/kg wet	ND		56-149		15	
Naphthalene			170	2.8	ug/kg wet	ND		46-120		29	
Phenanthrene			170	3.5	ug/kg wet	ND		60-130		15	
Pyrene		3290	170	1.1	ug/kg wet	3500	106	51-133	7	35	
Surrogate: 2,4,6-Tribromophenol					*ug/kg wet*		*91*	*39-146*			
Surrogate: 2-Fluorobiphenyl					*ug/kg wet*		*88*	*37-120*			
Surrogate: 2-Fluorophenol					*ug/kg wet*		*78*	*18-120*			
Surrogate: Nitrobenzene-d5					*ug/kg wet*		*69*	*34-132*			
Surrogate: Phenol-d5					*ug/kg wet*		*80*	*11-120*			
Surrogate: p-Terphenyl-d14					*ug/kg wet*		*93*	*58-147*			
p-Toluidine			330	160	ug/kg wet	ND					

Benchmark Environmental & Engineering Science
2558 Hamburg Turnpike, Suite 300
Lackawanna, NY 14218

SDG Number: RTA0534

Project: Benchmark - Globe site
Project Number: TURN

Received: 01/14/10
Reported: 01/25/10 10:53

LABORATORY QC DATA

Analyte	Source Result	Spike Level	RL	MDL	Units	Result	% REC	% REC Limits	% RPD	RPD Limit	Data Qualifiers
Total Metals by SW 846 Series Methods											
Blank Analyzed: 01/15/10 (Lab Number:10A0841-BLK1, Batch: 10A0841)											
Chromium			0.505	NR	mg/kg wet	ND					
Matrix Spike Analyzed: 01/15/10 (Lab Number:10A0841-MS1, Batch: 10A0841)											
QC Source Sample: RTA0534-01											
Chromium	3450	46.3	0.579	NR	mg/kg dry	2400	-2260	75-125			MHA
Matrix Spike Dup Analyzed: 01/15/10 (Lab Number:10A0841-MSD1, Batch: 10A0841)											
QC Source Sample: RTA0534-01											
Chromium	3450	46.7	0.583	NR	mg/kg dry	2320	-2430	75-125	4	20	MHA
Reference Analyzed: 01/15/10 (Lab Number:10A0841-SRM1, Batch: 10A0841)											
Chromium		81.4	0.502	NR	mg/kg wet	72.8	89	68.9-131.5			
Total Metals by SW 846 Series Methods											
Blank Analyzed: 01/18/10 (Lab Number:10A0899-BLK1, Batch: 10A0899)											
Chromium			0.482	NR	mg/kg wet	ND					
Matrix Spike Analyzed: 01/18/10 (Lab Number:10A0899-MS1, Batch: 10A0899)											
QC Source Sample: RTA0591-01											
Chromium	609	43.6	0.545	NR	mg/kg dry	367	-555	75-125			MHA
Matrix Spike Dup Analyzed: 01/18/10 (Lab Number:10A0899-MSD1, Batch: 10A0899)											
QC Source Sample: RTA0591-01											
Chromium	609	40.8	0.511	NR	mg/kg dry	340	-658	75-125	7	20	MHA
Reference Analyzed: 01/18/10 (Lab Number:10A0899-SRM1, Batch: 10A0899)											
Chromium		80.5	0.497	NR	mg/kg wet	72.0	89	68.9-131.5			

Chain of Custody Record

Temperature on Receipt _____

Drinking Water? Yes ☐ No ☐

TestAmerica
THE LEADER IN ENVIRONMENTAL TESTING

TAL-4124 (1007)

Client: Benchmark	Project Manager: Mike Lesakowski	Date: 1-14-10	Chain of Custody Number: 133665
Address: 2558 Hamburg Turnpike	Telephone Number (Area Code)/Fax Number: 716-225-3314	Lab Number:	Page 1 of 1
City: Buffalo / State: NY / Zip Code: 14218	Site Contact: Brock Greene	Lab Contact: Brian Fisher	
Project Name and Location (State): Highland Ave site (Globe)	Carrier/Waybill Number:		
Contract/Purchase Order/Quote No.: 0170-001-~~163~~ 300			

Sample I.D. No. and Description (Containers for each sample may be combined on one line)	Date	Time	Matrix: Air	Aqueous	Sed	Soil	Containers & Preservatives: Unpres.	H_2SO_4	HNO_3	HCl	NaOH	ZnAc/NaOH	Analysis (Attach list if more space is needed): Chrom. VOA	Special Instructions/ Conditions of Receipt
TP-13N2	1-13-10	1300				X	2						X	

Possible Hazard Identification
☐ Non-Hazard ☐ Flammable ☐ Skin Irritant ☐ Poison B ☒ Unknown

Sample Disposal
☐ Return To Client ☒ Disposal By Lab ☐ Archive For _____ Months (A fee may be assessed if samples are retained longer than 1 month)

Turn Around Time Required
☐ 24 Hours ☐ 48 Hours ☐ 7 Days ☐ 14 Days ☐ 21 Days ☒ Other 3 day

QC Requirements (Specify): Cat B

	Date	Time		Date	Time
1. Relinquished By	1-14-10	800	1. Received By		
2. Relinquished By			2. Received By		
3. Relinquished By			3. Received By		

1. Received By: Ken Jakopac — Date 1/14/2010 — Time 8:17

Comments

4.2°C

DISTRIBUTION: WHITE - Returned to Client with Report; CANARY - Stays with the Sample; PINK - Field Copy

Chain of Custody Record

Temperature on Receipt _____

Drinking Water? Yes ☐ No ☐

TestAmerica

THE LEADER IN ENVIRONMENTAL TESTING

TAL-4124 (1007)

Client: Benchmark	Project Manager: Mike Laskowski	Date: 1-14-10	Chain of Custody Number: 133666
Address: 2558 Hamburg Turnpike	Telephone Number (Area Code)/Fax Number: 716-225-3314	Lab Number:	Page 1 of 1
City: Buffalo / State: NY / Zip Code: 14218	Site Contact: Brock Greene	Lab Contact: Brian Fisher	
Project Name and Location (State): 3807 Highland Ave S.Tx	Carrier/Waybill Number:		
Contract/Purchase Order/Quote No: 0170-001-300			

Sample I.D. No. and Description (Containers for each sample may be combined on one line)	Date	Time	Matrix: Air	Aqueous	Sed	Soil	Containers & Preservatives: Unpres.	H2SO4	HNO3	HCl	NaOH	ZnAc/ NaOH	Analysis: Chromium	PAH 8270	Special Instructions/ Conditions of Receipt
TP-16N2	1-14-10	1300				X	2						X		
SS-9N (0-2")		1500				X	2							X	
SS-9E (0-2")		1510				X	2							X	
SS-9S (0-2")		1520				X	2							X	

Possible Hazard Identification

☐ Non-Hazard ☐ Flammable ☐ Skin Irritant ☐ Poison B ☒ Unknown

Sample Disposal

☐ Return To Client ☒ Disposal By Lab ☐ Archive For _____ Months (A fee may be assessed if samples are retained longer than 1 month)

Turn Around Time Required

☐ 24 Hours ☐ 48 Hours ☐ 7 Days ☐ 14 Days ☐ 21 Days ☒ Other 3 day

QC Requirements (Specify): Cat B

	Date	Time		Date	Time
1. Relinquished By: Brock Greene	1-14-10	1700	1. Received By: Edward Thomas Burton	01/14/10	1700
2. Relinquished By			2. Received By		
3. Relinquished By			3. Received By		

6.0 °C

Comments

DISTRIBUTION: WHITE - Returned to Client with Report; CANARY - Stays with the Sample; PINK - Field Copy

Analytical Report

Work Order: RTA1083

Project Description

Benchmark - Solsil site

For:

Mike Lesakowski

Benchmark Environmental & Engineering Science

2558 Hamburg Turnpike, Suite 300

Lackawanna, NY 14218



Pauline Michael For Brian Fischer

Project Manager

pauline.michael@testamericainc.com

Friday, January 29, 2010

The test results in this report meet all NELAP requirements for analytes for which accreditation is required or available. Any exception to NELAP requirements are noted in this report. Persuant to NELAP, this report may not be reproduced, except in full, without the written approval of the laboratory. All questions regarding this test report should be directed to the TestAmerica Project manager who has signed this report.

TestAmerica
THE LEADER IN ENVIRONMENTAL TESTING

Benchmark Environmental & Engineering Science
2558 Hamburg Turnpike, Suite 300
Lackawanna, NY 14218

Work Order: RTA1083

Project: Benchmark - Solsil site
Project Number: TURN-0002

Received: 01/27/10
Reported: 01/29/10 10:31

TestAmerica Buffalo
Current Certifications

As of 1/27/2009

STATE	Program	Cert # / Lab ID
Arkansas	CWA, RCRA, SOIL	88-0686
California*	NELAP CWA, RCRA	01169CA
Connecticut	SDWA, CWA, RCRA, SOIL	PH-0568
Florida*	NELAP CWA, RCRA	E87672
Georgia*	SDWA,NELAP CWA, RCRA	956
Illinois*	NELAP SDWA, CWA, RCRA	200003
Iowa	SW/CS	374
Kansas*	NELAP SDWA, CWA, RCRA	E-10187
Kentucky	SDWA	90029
Kentucky UST	UST	30
Louisiana*	NELAP CWA, RCRA	2031
Maine	SDWA, CWA	NY0044
Maryland	SDWA	294
Massachusetts	SDWA, CWA	M-NY044
Michigan	SDWA	9937
Minnesota	SDWA,CWA, RCRA	036-999-337
New Hampshire*	NELAP SDWA, CWA	233701
New Jersey*	NELAP,SDWA, CWA, RCRA,	NY455
New York*	NELAP, AIR, SDWA, CWA, RCRA,CLP	10026
Oklahoma	CWA, RCRA	9421
Pennsylvania*	NELAP CWA,RCRA	68-00281
Tennessee	SDWA	02970
Texas*	NELAP CWA, RCRA	T104704412-08-TX
USDA	FOREIGN SOIL PERMIT	S-41579
USDOE	Department of Energy	DOECAP-STB
Virginia	SDWA	278
Washington*	NELAP CWA,RCRA	C1677
Wisconsin	CWA, RCRA	998310390
West Virginia	CWA,RCRA	252

*As required under the indicated accreditation, the test results in this report meet all NELAP requirements for parameters for which accre ditation is required or available. Any exceptions to NELAP requirements are noted in this report.

Benchmark Environmental & Engineering Science
2558 Hamburg Turnpike, Suite 300
Lackawanna, NY 14218

Work Order: RTA1083

Project: Benchmark - Solsil site
Project Number: TURN-0002

Received: 01/27/10
Reported: 01/29/10 10:31

CASE NARRATIVE

According to 40CFR Part 136.3, pH, Chlorine Residual, Dissolved Oxygen, Sulfite, and Temperature analyses are to be performed immediately after aqueous sample collection. When these parameters are not indicated as field (e.g. field-pH), they were not analyzed immediately, but as soon as possible after laboratory receipt.

A pertinent document is appended to this report, 1 page, is included and is an integral part of this report.

Reproduction of this analytical report is permitted only in its entirety. This report shall not be reproduced except in full without the written approval of the laboratory.

TestAmerica Laboratories, Inc. certifies that the analytical results contained herein apply only to the samples tested as received by our Laboratory.

Benchmark Environmental & Engineering Science
2558 Hamburg Turnpike, Suite 300
Lackawanna, NY 14218

Work Order: RTA1083

Project: Benchmark - Solsil site
Project Number: TURN-0002

Received: 01/27/10
Reported: 01/29/10 10:31

DATA QUALIFIERS AND DEFINITIONS

NR Any inclusion of NR indicates that the project specific requirements do not require reporting estimated values below the laboratory reporting limit.

ADDITIONAL COMMENTS

Results are reported on a wet weight basis unless otherwise noted.

Benchmark Environmental & Engineering Science
2558 Hamburg Turnpike, Suite 300
Lackawanna, NY 14218

Work Order: RTA1083

Project: Benchmark - Solsil site
Project Number: TURN-0002

Received: 01/27/10
Reported: 01/29/10 10:31

Executive Summary - Detections

Analyte	Sample Result	Data Qualifiers	RL	Units	Dil Fac	Date Analyzed	Lab Tech	Batch	Method
Sample ID: RTA1083-01 (TP/SS-1 (F1) - Solid)					**Sampled: 01/27/10 10:35**		**Recvd: 01/27/10 12:00**		
General Chemistry Parameters									
Percent Solids	**76**		0.010	%	1.00	01/28/10 23:22	LTT	10A1770	Dry Weight

TestAmerica
THE LEADER IN ENVIRONMENTAL TESTING

Benchmark Environmental & Engineering Science
2558 Hamburg Turnpike, Suite 300
Lackawanna, NY 14218

Work Order: RTA1083

Project: Benchmark - Solsil site
Project Number: TURN-0002

Received: 01/27/10
Reported: 01/29/10 10:31

Sample Summary

Sample Identification	Lab Number	Client Matrix	Date/Time Sampled	Date/Time Received	Sample Qualifiers
TP/SS-1 (F1)	RTA1083-01	Solid	01/27/10 10:35	01/27/10 12:00	

TestAmerica
THE LEADER IN ENVIRONMENTAL TESTING

Benchmark Environmental & Engineering Science
2558 Hamburg Turnpike, Suite 300
Lackawanna, NY 14218

Work Order: RTA1083

Project: Benchmark - Solsil site
Project Number: TURN-0002

Received: 01/27/10
Reported: 01/29/10 10:31

Analytical Report

Analyte	Sample Result	Data Qualifiers	RL	Units	Dil Fac	Date Analyzed	Lab Tech	Batch	Method
Sample ID: RTA1083-01 (TP/SS-1 (F1) - Solid)					**Sampled: 01/27/10 10:35**		**Recvd: 01/27/10 12:00**		
Total Metals by SW 846 Series Methods									
Arsenic	ND		2.8	mg/kg dry	1.00	01/28/10 10:57	DAN	10A1662	6010B
General Chemistry Parameters									
Percent Solids	**76**		0.010	%	1.00	01/28/10 23:22	LTT	10A1770	Dry Weight

Benchmark Environmental & Engineering Science
2558 Hamburg Turnpike, Suite 300
Lackawanna, NY 14218

Work Order: RTA1083

Project: Benchmark - Solsil site
Project Number: TURN-0002

Received: 01/27/10
Reported: 01/29/10 10:31

SAMPLE EXTRACTION DATA

Parameter	Batch	Lab Number	Wt/Vol Extracte	Units	Extract Volume	Units	Date Prepared	Lab Tech	Extraction Method
General Chemistry Parameters									
Dry Weight	10A1770	RTA1083-01	10.00	g	10.00	g	01/28/10 17:44	LTT	Dry Weight
Total Metals by SW 846 Series Methods									
6010B	10A1662	RTA1083-01	0.48	g	50.00	mL	01/27/10 19:30	MXM	3050B

Benchmark Environmental & Engineering Science
2558 Hamburg Turnpike, Suite 300
Lackawanna, NY 14218

Work Order: RTA1083

Project: Benchmark - Solsil site
Project Number: TURN-0002

Received: 01/27/10
Reported: 01/29/10 10:31

LABORATORY QC DATA

Analyte	Source Result	Spike Level	RL	Units	Result	% REC	% REC Limits	% RPD	RPD Limit	Data Qualifiers
Total Metals by SW 846 Series Methods										
Blank Analyzed: 01/28/10 (Lab Number:10A1662-BLK1, Batch: 10A1662)										
Arsenic			2.0	mg/kg wet	ND					
Matrix Spike Analyzed: 01/28/10 (Lab Number:10A1662-MS1, Batch: 10A1662)										
QC Source Sample: RTA1083-01										
Arsenic	2.21	53.0	2.6	mg/kg dry	44.2	79	75-125			
Matrix Spike Dup Analyzed: 01/28/10 (Lab Number:10A1662-MSD1, Batch: 10A1662)										
QC Source Sample: RTA1083-01										
Arsenic	2.21	53.0	2.6	mg/kg dry	45.0	81	75-125	2	20	
Reference Analyzed: 01/28/10 (Lab Number:10A1662-SRM1, Batch: 10A1662)										
Arsenic		107	2.0	mg/kg wet	92.7	87	69.3-129.9			

Chain of Custody Record

Temperature on Receipt _____

Drinking Water? Yes ☐ No ☐

TestAmerica
THE LEADER IN ENVIRONMENTAL TESTING

TAL-4124 (1007)

Client: Benchmark	Project Manager: Mike Losakowski	Date: 1-27-10	Chain of Custody Number: 149901
Address: 2558 Hamburg Turnpike	Telephone Number (Area Code)/Fax Number: 716-225-3314	Lab Number:	Page 1 of 1
City: Buffalo / State: NY / Zip Code: 14218	Site Contact: Brock	Lab Contact: Brian	
Project Name and Location (State): 3807 Highland Ave Site (Soils)	Carrier/Waybill Number:		
Contract/Purchase Order/Quote No.: 0193-001-300			

Sample I.D. No. and Description (Containers for each sample may be combined on one line)	Date	Time	Matrix: Air	Aqueous	Sed.	Soil	Containers & Preservatives: Unpres.	H2SO4	HNO3	HCl	NaOH	ZnAc/NaOH	Analysis (Attach list if more space is needed): Arsenic	Special Instructions/ Conditions of Receipt
TP/SS-1 (F1)	1-27-10	1035				X	X						X	

Possible Hazard Identification
☐ Non-Hazard ☐ Flammable ☐ Skin Irritant ☐ Poison B ☒ Unknown

Sample Disposal
☐ Return To Client ☒ Disposal By Lab ☐ Archive For _____ Months (A fee may be assessed if samples are retained longer than 1 month)

Turn Around Time Required
☐ 24 Hours ☒ 48 Hours ☐ 7 Days ☐ 14 Days ☐ 21 Days ☐ Other _____

QC Requirements (Specify)

	Relinquished By	Date	Time	Received By	Date	Time
1.		1-27-10	1115		01-27-10	11:15
2.		01-27-10	12:00		1/27/10	1200
3.						

Comments: 2.0°

DISTRIBUTION: WHITE - Returned to Client with Report; CANARY - Stays with the Sample; PINK - Field Copy

Analytical Report

Work Order: RSJ1421

Project Description

Benchmark - Solsil site

For:

Mike Lesakowski

Benchmark Environmental & Engineering Science

2558 Hamburg Turnpike, Suite 300

Lackawanna, NY 14218



Brian Fischer

Project Manager

Brian.Fischer@testamericainc.com

Monday, November 16, 2009

The test results in this report meet all NELAP requirements for analytes for which accreditation is required or available. Any exception to NELAP requirements are noted in this report. Persuant to NELAP, this report may not be reproduced, except in full, without the written approval of the laboratory. All questions regarding this test report should be directed to the TestAmerica Project manager who has signed this report.

TestAmerica
THE LEADER IN ENVIRONMENTAL TESTING

Benchmark Environmental & Engineering Science
2558 Hamburg Turnpike, Suite 300
Lackawanna, NY 14218

Work Order: RSJ1421

Project: Benchmark - Solsil site
Project Number: TURN-0002

Received: 10/27/09
Reported: 11/16/09 12:03

TestAmerica Buffalo
Current Certifications

As of 1/27/2009

STATE	Program	Cert # / Lab ID
Arkansas	CWA, RCRA, SOIL	88-0686
California*	NELAP CWA, RCRA	01169CA
Connecticut	SDWA, CWA, RCRA, SOIL	PH-0568
Florida*	NELAP CWA, RCRA	E87672
Georgia*	SDWA,NELAP CWA, RCRA	956
Illinois*	NELAP SDWA, CWA, RCRA	200003
Iowa	SW/CS	374
Kansas*	NELAP SDWA, CWA, RCRA	E-10187
Kentucky	SDWA	90029
Kentucky UST	UST	30
Louisiana*	NELAP CWA, RCRA	2031
Maine	SDWA, CWA	NY0044
Maryland	SDWA	294
Massachusetts	SDWA, CWA	M-NY044
Michigan	SDWA	9937
Minnesota	SDWA,CWA, RCRA	036-999-337
New Hampshire*	NELAP SDWA, CWA	233701
New Jersey*	NELAP,SDWA, CWA, RCRA,	NY455
New York*	NELAP, AIR, SDWA, CWA, RCRA,CLP	10026
Oklahoma	CWA, RCRA	9421
Pennsylvania*	NELAP CWA,RCRA	68-00281
Tennessee	SDWA	02970
Texas*	NELAP CWA, RCRA	T104704412-08-TX
USDA	FOREIGN SOIL PERMIT	S-41579
USDOE	Department of Energy	DOECAP-STB
Virginia	SDWA	278
Washington*	NELAP CWA,RCRA	C1677
Wisconsin	CWA, RCRA	998310390
West Virginia	CWA,RCRA	252

*As required under the indicated accreditation, the test results in this report meet all NELAP requirements for parameters for which accre ditation is required or available. Any exceptions to NELAP requirements are noted in this report.

Benchmark Environmental & Engineering Science
2558 Hamburg Turnpike, Suite 300
Lackawanna, NY 14218

Work Order: RSJ1421

Project: Benchmark - Solsil site
Project Number: TURN-0002

Received: 10/27/09
Reported: 11/16/09 12:03

CASE NARRATIVE

According to 40CFR Part 136.3, pH, Chlorine Residual, Dissolved Oxygen, Sulfite, and Temperature analyses are to be performed immediately after aqueous sample collection. When these parameters are not indicated as field (e.g. field-pH), they were not analyzed immediately, but as soon as possible after laboratory receipt.

For the Pesticide dual column analysis, a Form 1 will be provided for both columns for the Quality Control samples (Blanks, Laboratory Control Samples, Matrix Spikes and Duplicates). The primary column for this analysis is the B column.

For the PCB dual column analysis, a Form 1 will be provided for both columns for the Quality Control samples (Blanks, Laboratory Control Samples, Matrix Spikes and Duplicates). The primary column for this analysis is the A column.

For the herbicide dual column analysis, a Form 1 will be provided for both columns for the Quality Control samples (Blanks, Laboratory Control Samples, Matrix Spikes and Duplicates). The primary column for this analysis is the B column.

A pertinent document is appended to this report, 1 page, is included and is an integral part of this report.

Reproduction of this analytical report is permitted only in its entirety. This report shall not be reproduced except in full without the written approval of the laboratory.

TestAmerica Laboratories, Inc. certifies that the analytical results contained herein apply only to the samples tested as received by our Laboratory.

TestAmerica
THE LEADER IN ENVIRONMENTAL TESTING

Benchmark Environmental & Engineering Science
2558 Hamburg Turnpike, Suite 300
Lackawanna, NY 14218

Work Order: RSJ1421

Project: Benchmark - Solsil site
Project Number: TURN-0002

Received: 10/27/09
Reported: 11/16/09 12:03

The requested project specific reporting limits listed below were less than lab standard quantitation limits but greater than or equal to the lab MDL. It must be noted that results reported below lab standard quantitation limits (PQL) may result in false positive/false negative values and less accurate quantitation. Routine laboratory procedures do not indicate corrective action for detections below the laboratory's PQL.

SpecificMethod	Analyte	Units	Client RL	Lab PQL
8270C	4-Methylphenol	ug/kg dry	170	330

Benchmark Environmental & Engineering Science
2558 Hamburg Turnpike, Suite 300
Lackawanna, NY 14218

Work Order: RSJ1421

Project: Benchmark - Solsil site
Project Number: TURN-0002

Received: 10/27/09
Reported: 11/16/09 12:03

DATA QUALIFIERS AND DEFINITIONS

B	Analyte was detected in the associated Method Blank.
B1	Analyte was detected in the associated method blank. Analyte concentration in the sample is greater than 10x the concentration found in the method blank.
B3	Target analyte detected in calibration blank at or above the method reporting limit.
BT	Analyte detected in the TCLP Extractor Blank. Analyte at least five times less than the TCLP Regulatory limit.
C	Calibration Verification recovery was above the method control limit for this analyte. Analyte not detected, data not impacted.
C4	Calibration Verification recovery was below the method control limit for this analyte.
D07	Dilution required due to the nature of the TCLP matrix
D10	Dilution required due to sample color
J	Analyte detected at a level less than the Reporting Limit (RL) and greater than or equal to the Method Detection Limit (MDL). Concentrations within this range are estimated.
L	Laboratory Control Sample and/or Laboratory Control Sample Duplicate recovery was above the acceptance limits. Analyte not detected, data not impacted.
L1	Laboratory Control Sample and/or Laboratory Control Sample Duplicate recovery was above acceptance limits.
L2	Laboratory Control Sample and/or Laboratory Control Sample Duplicate recovery was below acceptance limits.
L5	Analyte recovery outside of specified criteria. Individual analyte criteria exceedences allowed for multi-component analyses without disqualification of data per NELAC Standard, DOD QSM and/or AFCEE QAPP.
QFL	Florisil clean-up (EPA 3620) performed on extract.
QSU	Sulfur (EPA 3660) clean-up performed on extract.
R2	The RPD exceeded the acceptance limit.
Z	Due to sample matrix effects, the surrogate recovery was below the acceptance limits.
Z5	Due to sample matrix effects, the surrogate recovery was outside acceptance limits. Secondary surrogate recovery was within the acceptance limits.
NR	Any inclusion of NR indicates that the project specific requirements do not require reporting estimated values below the laboratory reporting limit.

ADDITIONAL COMMENTS

Results are reported on a wet weight basis unless otherwise noted.

Benchmark Environmental & Engineering Science
2558 Hamburg Turnpike, Suite 300
Lackawanna, NY 14218

Work Order: RSJ1421

Project: Benchmark - Solsil site
Project Number: TURN-0002

Received: 10/27/09
Reported: 11/16/09 12:03

Executive Summary - Detections

Analyte	Sample Result	Data Qualifiers	RL	MDL	Units	Dil Fac	Date Analyzed	Lab Tech	Batch	Method
Sample ID: RSJ1421-01 (S-PILE-N - Solid)						**Sampled: 10/26/09 15:20**		**Recvd: 10/27/09 11:15**		
Volatile Organic Compounds by EPA 8260B										
Methylene Chloride	**3.6**	J, B	5.6	1.1	ug/kg dry	1.00	10/28/09 17:59	PQ	9J28038	8260B
Semivolatile Organics by GC/MS										
Benzo(a)anthracene	**340**	D10,J	2000	34	ug/kg dry	10.0	10/31/09 18:16	MKP	9J28063	8270C
Benzo(a)pyrene	**280**	D10,J	2000	47	ug/kg dry	10.0	10/31/09 18:16	MKP	9J28063	8270C
Benzo(b)fluoranthene	**490**	D10,J	2000	38	ug/kg dry	10.0	10/31/09 18:16	MKP	9J28063	8270C
Benzo(ghi)perylene	**270**	D10,J	2000	23	ug/kg dry	10.0	10/31/09 18:16	MKP	9J28063	8270C
Benzo(k)fluoranthene	**130**	D10,J	2000	21	ug/kg dry	10.0	10/31/09 18:16	MKP	9J28063	8270C
Chrysene	**370**	D10,J	2000	19	ug/kg dry	10.0	10/31/09 18:16	MKP	9J28063	8270C
Fluoranthene	**510**	D10,J	2000	28	ug/kg dry	10.0	10/31/09 18:16	MKP	9J28063	8270C
Indeno(1,2,3-cd)pyrene	**180**	D10,J	2000	54	ug/kg dry	10.0	10/31/09 18:16	MKP	9J28063	8270C
Phenanthrene	**300**	D10,J	2000	41	ug/kg dry	10.0	10/31/09 18:16	MKP	9J28063	8270C
Pyrene	**430**	D10,J	2000	13	ug/kg dry	10.0	10/31/09 18:16	MKP	9J28063	8270C
Organochlorine Pesticides by EPA Method 8081A										
Dieldrin [2C]	**2.7**	QFL	2.0	0.47	ug/kg dry	1.00	10/29/09 12:08	DGB	9J27115	8081A
Polychlorinated Biphenyls by EPA Method 8082										
Aroclor 1248	**40**		20	3.8	ug/kg dry	1.00	10/29/09 07:20	JxM	9J27113	8082
Aroclor 1254	**44**		20	4.1	ug/kg dry	1.00	10/29/09 07:20	JxM	9J27113	8082
Aroclor 1260	**34**		20	4.1	ug/kg dry	1.00	10/29/09 07:20	JxM	9J27113	8082
Total Metals by SW 846 Series Methods										
Aluminum	**12000**		12.0	NR	mg/kg dry	1.00	10/30/09 04:22	DAN	9J28067	6010B
Arsenic	**4.7**		2.4	NR	mg/kg dry	1.00	10/30/09 04:22	DAN	9J28067	6010B
Barium	**90.2**		0.600	NR	mg/kg dry	1.00	10/30/09 04:22	DAN	9J28067	6010B
Beryllium	**0.545**		0.240	NR	mg/kg dry	1.00	10/30/09 04:22	DAN	9J28067	6010B
Cadmium	**0.532**		0.240	NR	mg/kg dry	1.00	10/30/09 04:22	DAN	9J28067	6010B
Calcium	**43400**		60.0	NR	mg/kg dry	1.00	10/30/09 04:22	DAN	9J28067	6010B
Chromium	**118**		0.600	NR	mg/kg dry	1.00	10/30/09 04:22	DAN	9J28067	6010B
Cobalt	**12.6**		0.600	NR	mg/kg dry	1.00	10/30/09 04:22	DAN	9J28067	6010B
Copper	**33.9**		1.2	NR	mg/kg dry	1.00	10/30/09 04:22	DAN	9J28067	6010B
Iron	**21100**	B3	12.0	NR	mg/kg dry	1.00	10/30/09 04:22	DAN	9J28067	6010B
Lead	**37.1**		1.2	NR	mg/kg dry	1.00	10/30/09 04:22	DAN	9J28067	6010B
Magnesium	**14300**		24.0	NR	mg/kg dry	1.00	10/30/09 04:22	DAN	9J28067	6010B
Manganese	**972**		0.2	NR	mg/kg dry	1.00	10/30/09 04:22	DAN	9J28067	6010B
Nickel	**82.1**		6.00	NR	mg/kg dry	1.00	10/30/09 04:22	DAN	9J28067	6010B
Potassium	**1880**		36.0	NR	mg/kg dry	1.00	10/30/09 04:22	DAN	9J28067	6010B
Sodium	**631**		168	NR	mg/kg dry	1.00	10/30/09 04:22	DAN	9J28067	6010B
Vanadium	**24.4**		0.600	NR	mg/kg dry	1.00	10/30/09 04:22	DAN	9J28067	6010B
Zinc	**268**		2.4	NR	mg/kg dry	1.00	10/30/09 04:22	DAN	9J28067	6010B
General Chemistry Parameters										
Percent Solids	**85**		0.010	NR	%	1.00	10/28/09 14:28	JRR	9J28028	Dry Weight
Sample ID: RSJ1421-01RE1 (S-PILE-N - Solid)						**Sampled: 10/26/09 15:20**		**Recvd: 10/27/09 11:15**		
Total Metals by SW 846 Series Methods										

Benchmark Environmental & Engineering Science
2558 Hamburg Turnpike, Suite 300
Lackawanna, NY 14218

Work Order: RSJ1421

Project: Benchmark - Solsil site
Project Number: TURN-0002

Received: 10/27/09
Reported: 11/16/09 12:03

Executive Summary - Detections

Analyte	Sample Result	Data Qualifiers	RL	MDL	Units	Dil Fac	Date Analyzed	Lab Tech	Batch	Method
Sample ID: RSJ1421-01RE1 (S-PILE-N - Solid) - cont.						**Sampled: 10/26/09 15:20**		**Recvd: 10/27/09 11:15**		
Total Metals by SW 846 Series Methods - cont.										
Mercury	**0.0340**		0.0223	NR	mg/kg dry	1.00	10/30/09 13:37	MXM	9J29104	7471A
Sample ID: RSJ1421-02 (S-PILE-S - Solid)						**Sampled: 10/26/09 15:25**		**Recvd: 10/27/09 11:15**		
Volatile Organic Compounds by EPA 8260B										
Methylene Chloride	**5.3**	J, B	6.0	1.2	ug/kg dry	1.00	10/29/09 21:45	CDC	9J29098	8260B
Semivolatile Organics by GC/MS										
Benzo(a)anthracene	**160**	D10,J	2000	35	ug/kg dry	10.0	10/31/09 18:41	MKP	9J28063	8270C
Benzo(a)pyrene	**140**	D10,J	2000	49	ug/kg dry	10.0	10/31/09 18:41	MKP	9J28063	8270C
Benzo(b)fluoranthene	**160**	D10,J	2000	39	ug/kg dry	10.0	10/31/09 18:41	MKP	9J28063	8270C
Benzo(ghi)perylene	**120**	D10,J	2000	24	ug/kg dry	10.0	10/31/09 18:41	MKP	9J28063	8270C
Benzo(k)fluoranthene	**130**	D10,J	2000	22	ug/kg dry	10.0	10/31/09 18:41	MKP	9J28063	8270C
Chrysene	**180**	D10,J	2000	20	ug/kg dry	10.0	10/31/09 18:41	MKP	9J28063	8270C
Phenanthrene	**170**	D10,J	2000	43	ug/kg dry	10.0	10/31/09 18:41	MKP	9J28063	8270C
Pyrene	**240**	D10,J	2000	13	ug/kg dry	10.0	10/31/09 18:41	MKP	9J28063	8270C
Organochlorine Pesticides by EPA Method 8081A										
Dieldrin [2C]	**2.2**	QFL	2.0	0.48	ug/kg dry	1.00	10/29/09 12:44	DGB	9J27115	8081A
Endosulfan II [2C]	**0.78**	QFL,J	2.0	0.36	ug/kg dry	1.00	10/29/09 12:44	DGB	9J27115	8081A
Heptachlor [2C]	**0.57**	QFL,J	2.0	0.31	ug/kg dry	1.00	10/29/09 12:44	DGB	9J27115	8081A
Polychlorinated Biphenyls by EPA Method 8082										
Aroclor 1248	**16**	J	20	3.9	ug/kg dry	1.00	10/29/09 07:34	JxM	9J27113	8082
Aroclor 1254	**14**	J	20	4.2	ug/kg dry	1.00	10/29/09 07:34	JxM	9J27113	8082
Aroclor 1260	**9.6**	J	20	4.2	ug/kg dry	1.00	10/29/09 07:34	JxM	9J27113	8082
Total Metals by SW 846 Series Methods										
Aluminum	**11300**		11.8	NR	mg/kg dry	1.00	10/30/09 04:27	DAN	9J28067	6010B
Arsenic	**4.7**		2.4	NR	mg/kg dry	1.00	10/30/09 04:27	DAN	9J28067	6010B
Barium	**118**		0.591	NR	mg/kg dry	1.00	10/30/09 04:27	DAN	9J28067	6010B
Beryllium	**0.561**		0.236	NR	mg/kg dry	1.00	10/30/09 04:27	DAN	9J28067	6010B
Cadmium	**0.525**		0.236	NR	mg/kg dry	1.00	10/30/09 04:27	DAN	9J28067	6010B
Calcium	**48700**		59.1	NR	mg/kg dry	1.00	10/30/09 04:27	DAN	9J28067	6010B
Chromium	**65.4**		0.591	NR	mg/kg dry	1.00	10/30/09 04:27	DAN	9J28067	6010B
Cobalt	**11.9**		0.591	NR	mg/kg dry	1.00	10/30/09 04:27	DAN	9J28067	6010B
Copper	**33.0**		1.2	NR	mg/kg dry	1.00	10/30/09 04:27	DAN	9J28067	6010B
Iron	**21300**	B3	11.8	NR	mg/kg dry	1.00	10/30/09 04:27	DAN	9J28067	6010B
Lead	**33.5**		1.2	NR	mg/kg dry	1.00	10/30/09 04:27	DAN	9J28067	6010B
Magnesium	**17100**		23.6	NR	mg/kg dry	1.00	10/30/09 04:27	DAN	9J28067	6010B
Manganese	**1240**		0.2	NR	mg/kg dry	1.00	10/30/09 04:27	DAN	9J28067	6010B
Nickel	**78.2**		5.91	NR	mg/kg dry	1.00	10/30/09 04:27	DAN	9J28067	6010B
Potassium	**1850**		35.4	NR	mg/kg dry	1.00	10/30/09 04:27	DAN	9J28067	6010B
Sodium	**223**		165	NR	mg/kg dry	1.00	10/30/09 04:27	DAN	9J28067	6010B
Vanadium	**22.4**		0.591	NR	mg/kg dry	1.00	10/30/09 04:27	DAN	9J28067	6010B
Zinc	**243**		2.4	NR	mg/kg dry	1.00	10/30/09 04:27	DAN	9J28067	6010B
General Chemistry Parameters										

Benchmark Environmental & Engineering Science
2558 Hamburg Turnpike, Suite 300
Lackawanna, NY 14218

Work Order: RSJ1421

Project: Benchmark - Solsil site
Project Number: TURN-0002

Received: 10/27/09
Reported: 11/16/09 12:03

Executive Summary - Detections

Analyte	Sample Result	Data Qualifiers	RL	MDL	Units	Dil Fac	Date Analyzed	Lab Tech	Batch	Method
Sample ID: RSJ1421-02 (S-PILE-S - Solid) - cont.					**Sampled: 10/26/09 15:25**			**Recvd: 10/27/09 11:15**		
General Chemistry Parameters - cont.										
Percent Solids	**83**		0.010	NR	%	1.00	10/28/09 14:30	JRR	9J28028	Dry Weight
Sample ID: RSJ1421-02RE1 (S-PILE-S - Solid)					**Sampled: 10/26/09 15:25**			**Recvd: 10/27/09 11:15**		
Total Metals by SW 846 Series Methods										
Mercury	**0.0538**		0.0248	NR	mg/kg dry	1.00	10/30/09 13:42	MXM	9J29104	7471A
Sample ID: RSJ1421-03 (S-PILE-D - Solid)					**Sampled: 10/26/09 15:30**			**Recvd: 10/27/09 11:15**		
Polychlorinated Biphenyls by EPA Method 8082										
Aroclor 1248	**32**		20	3.9	ug/kg dry	1.00	10/29/09 07:49	JxM	9J27113	8082
Aroclor 1254	**34**		20	4.2	ug/kg dry	1.00	10/29/09 07:49	JxM	9J27113	8082
Aroclor 1260	**23**		20	4.2	ug/kg dry	1.00	10/29/09 07:49	JxM	9J27113	8082
TCLP Metals										
Arsenic	**0.0205**		0.0100	NR	mg/L	1.00	10/30/09 16:13	DAN	9J30011	6010B TCLP
Barium	**1.07**	B1, B	0.0020	NR	mg/L	1.00	10/30/09 16:13	DAN	9J30011	6010B TCLP
Cadmium	**0.0117**		0.0010	NR	mg/L	1.00	10/30/09 16:13	DAN	9J30011	6010B TCLP
Chromium	**0.266**		0.0040	NR	mg/L	1.00	10/30/09 16:13	DAN	9J30011	6010B TCLP
Lead	**0.105**		0.0050	NR	mg/L	1.00	10/30/09 16:13	DAN	9J30011	6010B TCLP
General Chemistry Parameters										
Percent Solids	**84**		0.010	NR	%	1.00	10/28/09 14:32	JRR	9J28028	Dry Weight
H2S Released From Waste	**10.0**		10.0	0.6	mg/kg	1.00	10/28/09 10:00	RJP	9J28091	Section 7.3
Sample ID: RSJ1421-04 (W-STACK - Solid)					**Sampled: 10/26/09 12:05**			**Recvd: 10/27/09 11:15**		
Polychlorinated Biphenyls by EPA Method 8082										
Aroclor 1254	**11**	J	21	4.3	ug/kg dry	1.00	10/29/09 08:04	JxM	9J27113	8082
Aroclor 1260	**10**	J	21	4.3	ug/kg dry	1.00	10/29/09 08:04	JxM	9J27113	8082
TCLP Metals										
Arsenic	**0.178**		0.0100	NR	mg/L	1.00	10/30/09 18:13	DAN	9J30010	6010B TCLP
Barium	**0.312**	BT, B	0.0020	NR	mg/L	1.00	10/30/09 18:13	DAN	9J30010	6010B TCLP
Cadmium	**0.0418**		0.0010	NR	mg/L	1.00	10/30/09 18:13	DAN	9J30010	6010B TCLP
Chromium	**0.0302**		0.0040	NR	mg/L	1.00	10/30/09 18:13	DAN	9J30010	6010B TCLP
Lead	**0.215**		0.0050	NR	mg/L	1.00	10/30/09 18:13	DAN	9J30010	6010B TCLP
Selenium	**0.0486**		0.0150	NR	mg/L	1.00	10/30/09 18:13	DAN	9J30010	6010B TCLP
Silver	**0.0066**		0.0030	NR	mg/L	1.00	10/30/09 18:13	DAN	9J30010	6010B TCLP
General Chemistry Parameters										
Percent Solids	**80**		0.010	NR	%	1.00	10/28/09 14:34	JRR	9J28028	Dry Weight
H2S Released From Waste	**10.0**		10.0	0.6	mg/kg	1.00	10/28/09 10:00	RJP	9J28091	Section 7.3

TestAmerica
THE LEADER IN ENVIRONMENTAL TESTING

Benchmark Environmental & Engineering Science
2558 Hamburg Turnpike, Suite 300
Lackawanna, NY 14218

Work Order: RSJ1421

Project: Benchmark - Solsil site
Project Number: TURN-0002

Received: 10/27/09
Reported: 11/16/09 12:03

Sample Summary

Sample Identification	Lab Number	Client Matrix	Date/Time Sampled	Date/Time Received	Sample Qualifiers
S-PILE-N	RSJ1421-01	Solid	10/26/09 15:20	10/27/09 11:15	
S-PILE-S	RSJ1421-02	Solid	10/26/09 15:25	10/27/09 11:15	
S-PILE-D	RSJ1421-03	Solid	10/26/09 15:30	10/27/09 11:15	
W-STACK	RSJ1421-04	Solid	10/26/09 12:05	10/27/09 11:15	

Benchmark Environmental & Engineering Science
2558 Hamburg Turnpike, Suite 300
Lackawanna, NY 14218

Work Order: RSJ1421

Project: Benchmark - Solsil site
Project Number: TURN-0002

Received: 10/27/09
Reported: 11/16/09 12:03

Analytical Report

Sample ID: RSJ1421-01 (S-PILE-N - Solid) — **Sampled: 10/26/09 15:20** — **Recvd: 10/27/09 11:15**

Volatile Organic Compounds by EPA 8260B

Analyte	Sample Result	Data Qualifiers	RL	MDL	Units	Dil Fac	Date Analyzed	Lab Tech	Batch	Method
1,1,1-Trichloroethane	ND		5.6	0.41	ug/kg dry	1.00	10/28/09 17:59	PQ	9J28038	8260B
1,1,2,2-Tetrachloroethane	ND		5.6	0.91	ug/kg dry	1.00	10/28/09 17:59	PQ	9J28038	8260B
1,1,2-Trichloroethane	ND		5.6	0.28	ug/kg dry	1.00	10/28/09 17:59	PQ	9J28038	8260B
1,1,2-Trichloro-1,2,2-trifluoroethane	ND		5.6	2.8	ug/kg dry	1.00	10/28/09 17:59	PQ	9J28038	8260B
1,1-Dichloroethane	ND		5.6	0.28	ug/kg dry	1.00	10/28/09 17:59	PQ	9J28038	8260B
1,1-Dichloroethene	ND		5.6	0.69	ug/kg dry	1.00	10/28/09 17:59	PQ	9J28038	8260B
1,2,4-Trichlorobenzene	ND		5.6	0.34	ug/kg dry	1.00	10/28/09 17:59	PQ	9J28038	8260B
1,2,4-Trimethylbenzene	ND		5.6	0.41	ug/kg dry	1.00	10/28/09 17:59	PQ	9J28038	8260B
1,2-Dibromo-3-chloropropane	ND		5.6	2.8	ug/kg dry	1.00	10/28/09 17:59	PQ	9J28038	8260B
1,2-Dibromoethane	ND		5.6	0.21	ug/kg dry	1.00	10/28/09 17:59	PQ	9J28038	8260B
1,2-Dichlorobenzene	ND		5.6	0.44	ug/kg dry	1.00	10/28/09 17:59	PQ	9J28038	8260B
1,2-Dichloroethane	ND		5.6	0.28	ug/kg dry	1.00	10/28/09 17:59	PQ	9J28038	8260B
1,2-Dichloropropane	ND		5.6	2.8	ug/kg dry	1.00	10/28/09 17:59	PQ	9J28038	8260B
1,3,5-Trimethylbenzene	ND		5.6	0.36	ug/kg dry	1.00	10/28/09 17:59	PQ	9J28038	8260B
1,3-Dichlorobenzene	ND		5.6	0.29	ug/kg dry	1.00	10/28/09 17:59	PQ	9J28038	8260B
1,4-Dichlorobenzene	ND		5.6	0.79	ug/kg dry	1.00	10/28/09 17:59	PQ	9J28038	8260B
2-Butanone	ND		28	2.1	ug/kg dry	1.00	10/28/09 17:59	PQ	9J28038	8260B
2-Hexanone	ND		28	2.0	ug/kg dry	1.00	10/28/09 17:59	PQ	9J28038	8260B
p-Cymene	ND		5.6	0.45	ug/kg dry	1.00	10/28/09 17:59	PQ	9J28038	8260B
4-Methyl-2-pentanone	ND		28	1.8	ug/kg dry	1.00	10/28/09 17:59	PQ	9J28038	8260B
Acetone	ND		28	1.2	ug/kg dry	1.00	10/28/09 17:59	PQ	9J28038	8260B
Benzene	ND		5.6	0.28	ug/kg dry	1.00	10/28/09 17:59	PQ	9J28038	8260B
Bromodichloromethane	ND		5.6	0.29	ug/kg dry	1.00	10/28/09 17:59	PQ	9J28038	8260B
Bromoform	ND		5.6	2.8	ug/kg dry	1.00	10/28/09 17:59	PQ	9J28038	8260B
Bromomethane	ND		5.6	1.2	ug/kg dry	1.00	10/28/09 17:59	PQ	9J28038	8260B
Carbon disulfide	ND		5.6	0.48	ug/kg dry	1.00	10/28/09 17:59	PQ	9J28038	8260B
Carbon Tetrachloride	ND		5.6	0.54	ug/kg dry	1.00	10/28/09 17:59	PQ	9J28038	8260B
Chlorobenzene	ND		5.6	0.74	ug/kg dry	1.00	10/28/09 17:59	PQ	9J28038	8260B
Dibromochloromethane	ND		5.6	0.31	ug/kg dry	1.00	10/28/09 17:59	PQ	9J28038	8260B
Chloroethane	ND	L	5.6	2.3	ug/kg dry	1.00	10/28/09 17:59	PQ	9J28038	8260B
Chloroform	ND		5.6	0.35	ug/kg dry	1.00	10/28/09 17:59	PQ	9J28038	8260B
Chloromethane	ND		5.6	0.34	ug/kg dry	1.00	10/28/09 17:59	PQ	9J28038	8260B
cis-1,2-Dichloroethene	ND		5.6	0.28	ug/kg dry	1.00	10/28/09 17:59	PQ	9J28038	8260B
cis-1,3-Dichloropropene	ND		5.6	0.32	ug/kg dry	1.00	10/28/09 17:59	PQ	9J28038	8260B
Cyclohexane	ND		5.6	0.26	ug/kg dry	1.00	10/28/09 17:59	PQ	9J28038	8260B
Dichlorodifluoromethane	ND		5.6	0.46	ug/kg dry	1.00	10/28/09 17:59	PQ	9J28038	8260B
Ethylbenzene	ND		5.6	0.39	ug/kg dry	1.00	10/28/09 17:59	PQ	9J28038	8260B
Isopropylbenzene	ND		5.6	0.85	ug/kg dry	1.00	10/28/09 17:59	PQ	9J28038	8260B
Methyl Acetate	ND		5.6	0.30	ug/kg dry	1.00	10/28/09 17:59	PQ	9J28038	8260B
Methyl-t-Butyl Ether (MTBE)	ND		5.6	0.55	ug/kg dry	1.00	10/28/09 17:59	PQ	9J28038	8260B
Methylcyclohexane	ND		5.6	0.36	ug/kg dry	1.00	10/28/09 17:59	PQ	9J28038	8260B
Methylene Chloride	**3.6**	J, B	5.6	1.1	ug/kg dry	1.00	10/28/09 17:59	PQ	9J28038	8260B
m-Xylene & p-Xylene	ND		11	0.95	ug/kg dry	1.00	10/28/09 17:59	PQ	9J28038	8260B
n-Butylbenzene	ND		5.6	0.49	ug/kg dry	1.00	10/28/09 17:59	PQ	9J28038	8260B
n-Propylbenzene	ND		5.6	0.45	ug/kg dry	1.00	10/28/09 17:59	PQ	9J28038	8260B
o-Xylene	ND		5.6	0.73	ug/kg dry	1.00	10/28/09 17:59	PQ	9J28038	8260B
sec-Butylbenzene	ND		5.6	0.49	ug/kg dry	1.00	10/28/09 17:59	PQ	9J28038	8260B
Styrene	ND		5.6	0.28	ug/kg dry	1.00	10/28/09 17:59	PQ	9J28038	8260B

Benchmark Environmental & Engineering Science
2558 Hamburg Turnpike, Suite 300
Lackawanna, NY 14218

Work Order: RSJ1421

Project: Benchmark - Solsil site
Project Number: TURN-0002

Received: 10/27/09
Reported: 11/16/09 12:03

Analytical Report

Analyte	Sample Result	Data Qualifiers	RL	MDL	Units	Dil Fac	Date Analyzed	Lab Tech	Batch	Method
Sample ID: RSJ1421-01 (S-PILE-N - Solid) - cont.						**Sampled: 10/26/09 15:20**		**Recvd: 10/27/09 11:15**		
Volatile Organic Compounds by EPA 8260B - cont.										
Tetrachloroethene	ND		5.6	0.76	ug/kg dry	1.00	10/28/09 17:59	PQ	9J28038	8260B
Toluene	ND		5.6	0.43	ug/kg dry	1.00	10/28/09 17:59	PQ	9J28038	8260B
trans-1,2-Dichloroethene	ND		5.6	0.58	ug/kg dry	1.00	10/28/09 17:59	PQ	9J28038	8260B
trans-1,3-Dichloropropene	ND		5.6	0.28	ug/kg dry	1.00	10/28/09 17:59	PQ	9J28038	8260B
Trichloroethene	ND		5.6	0.39	ug/kg dry	1.00	10/28/09 17:59	PQ	9J28038	8260B
Trichlorofluoromethane	ND		5.6	0.53	ug/kg dry	1.00	10/28/09 17:59	PQ	9J28038	8260B
Vinyl chloride	ND		11	0.69	ug/kg dry	1.00	10/28/09 17:59	PQ	9J28038	8260B
Xylenes, total	ND		11	0.95	ug/kg dry	1.00	10/28/09 17:59	PQ	9J28038	8260B
1,2-Dichloroethane-d4	*105 %*		*Surr Limits: (64-126%)*				*10/28/09 17:59*	*PQ*	*9J28038*	*8260B*
4-Bromofluorobenzene	*116 %*		*Surr Limits: (72-126%)*				*10/28/09 17:59*	*PQ*	*9J28038*	*8260B*
Toluene-d8	*118 %*		*Surr Limits: (71-125%)*				*10/28/09 17:59*	*PQ*	*9J28038*	*8260B*
Semivolatile Organics by GC/MS										
2,4,5-Trichlorophenol	ND	D10	2000	430	ug/kg dry	10.0	10/31/09 18:16	MKP	9J28063	8270C
2,4,6-Trichlorophenol	ND	D10	2000	130	ug/kg dry	10.0	10/31/09 18:16	MKP	9J28063	8270C
2,4-Dichlorophenol	ND	D10	2000	100	ug/kg dry	10.0	10/31/09 18:16	MKP	9J28063	8270C
2,4-Dimethylphenol	ND	D10	2000	530	ug/kg dry	10.0	10/31/09 18:16	MKP	9J28063	8270C
2,4-Dinitrophenol	ND	D10	3800	680	ug/kg dry	10.0	10/31/09 18:16	MKP	9J28063	8270C
2,4-Dinitrotoluene	ND	D10	2000	300	ug/kg dry	10.0	10/31/09 18:16	MKP	9J28063	8270C
2,6-Dinitrotoluene	ND	D10	2000	480	ug/kg dry	10.0	10/31/09 18:16	MKP	9J28063	8270C
2-Chloronaphthalene	ND	D10	2000	130	ug/kg dry	10.0	10/31/09 18:16	MKP	9J28063	8270C
2-Chlorophenol	ND	D10	2000	99	ug/kg dry	10.0	10/31/09 18:16	MKP	9J28063	8270C
2-Methylnaphthalene	ND	D10	2000	24	ug/kg dry	10.0	10/31/09 18:16	MKP	9J28063	8270C
2-Methylphenol	ND	D10	2000	60	ug/kg dry	10.0	10/31/09 18:16	MKP	9J28063	8270C
2-Nitroaniline	ND	D10	3800	630	ug/kg dry	10.0	10/31/09 18:16	MKP	9J28063	8270C
2-Nitrophenol	ND	D10	2000	89	ug/kg dry	10.0	10/31/09 18:16	MKP	9J28063	8270C
3,3'-Dichlorobenzidine	ND	D10,L	2000	1700	ug/kg dry	10.0	10/31/09 18:16	MKP	9J28063	8270C
3-Nitroaniline	ND	D10	3800	450	ug/kg dry	10.0	10/31/09 18:16	MKP	9J28063	8270C
4,6-Dinitro-2-methylphenol	ND	D10	3800	670	ug/kg dry	10.0	10/31/09 18:16	MKP	9J28063	8270C
4-Bromophenyl phenyl ether	ND	D10	2000	620	ug/kg dry	10.0	10/31/09 18:16	MKP	9J28063	8270C
4-Chloro-3-methylphenol	ND	D10	2000	80	ug/kg dry	10.0	10/31/09 18:16	MKP	9J28063	8270C
4-Chloroaniline	ND	D10	2000	570	ug/kg dry	10.0	10/31/09 18:16	MKP	9J28063	8270C
4-Chlorophenyl phenyl ether	ND	D10	2000	42	ug/kg dry	10.0	10/31/09 18:16	MKP	9J28063	8270C
4-Methylphenol	ND	D10	2000	110	ug/kg dry	10.0	10/31/09 18:16	MKP	9J28063	8270C
4-Nitroaniline	ND	D10	3800	220	ug/kg dry	10.0	10/31/09 18:16	MKP	9J28063	8270C
4-Nitrophenol	ND	D10	3800	470	ug/kg dry	10.0	10/31/09 18:16	MKP	9J28063	8270C
Acenaphthene	ND	D10	2000	23	ug/kg dry	10.0	10/31/09 18:16	MKP	9J28063	8270C
Acenaphthylene	ND	D10	2000	16	ug/kg dry	10.0	10/31/09 18:16	MKP	9J28063	8270C
Acetophenone	ND	D10	2000	100	ug/kg dry	10.0	10/31/09 18:16	MKP	9J28063	8270C
Anthracene	ND	D10	2000	50	ug/kg dry	10.0	10/31/09 18:16	MKP	9J28063	8270C
Atrazine	ND	D10	2000	87	ug/kg dry	10.0	10/31/09 18:16	MKP	9J28063	8270C
Benzaldehyde	ND	D10	2000	210	ug/kg dry	10.0	10/31/09 18:16	MKP	9J28063	8270C
Benzo(a)anthracene	**340**	D10,J	2000	34	ug/kg dry	10.0	10/31/09 18:16	MKP	9J28063	8270C
Benzo(a)pyrene	**280**	D10,J	2000	47	ug/kg dry	10.0	10/31/09 18:16	MKP	9J28063	8270C
Benzo(b)fluoranthene	**490**	D10,J	2000	38	ug/kg dry	10.0	10/31/09 18:16	MKP	9J28063	8270C
Benzo(ghi)perylene	**270**	D10,J	2000	23	ug/kg dry	10.0	10/31/09 18:16	MKP	9J28063	8270C
Benzo(k)fluoranthene	**130**	D10,J	2000	21	ug/kg dry	10.0	10/31/09 18:16	MKP	9J28063	8270C

Benchmark Environmental & Engineering Science
2558 Hamburg Turnpike, Suite 300
Lackawanna, NY 14218

Work Order: RSJ1421

Project: Benchmark - Solsil site
Project Number: TURN-0002

Received: 10/27/09
Reported: 11/16/09 12:03

Analytical Report

Sample ID: RSJ1421-01 (S-PILE-N - Solid) - cont. **Sampled: 10/26/09 15:20** **Recvd: 10/27/09 11:15**

Semivolatile Organics by GC/MS - cont.

Analyte	Sample Result	Data Qualifiers	RL	MDL	Units	Dil Fac	Date Analyzed	Lab Tech	Batch	Method
Biphenyl	ND	D10	2000	120	ug/kg dry	10.0	10/31/09 18:16	MKP	9J28063	8270C
Bis(2-chloroethoxy)methane	ND	D10,L2	2000	110	ug/kg dry	10.0	10/31/09 18:16	MKP	9J28063	8270C
Bis(2-chloroethyl)ether	ND	D10	2000	170	ug/kg dry	10.0	10/31/09 18:16	MKP	9J28063	8270C
2,2'-Oxybis(1-Chloropropane)	ND	D10	2000	200	ug/kg dry	10.0	10/31/09 18:16	MKP	9J28063	8270C
Bis(2-ethylhexyl) phthalate	ND	D10	2000	630	ug/kg dry	10.0	10/31/09 18:16	MKP	9J28063	8270C
Butyl benzyl phthalate	ND	D10	2000	520	ug/kg dry	10.0	10/31/09 18:16	MKP	9J28063	8270C
Caprolactam	ND	D10	2000	840	ug/kg dry	10.0	10/31/09 18:16	MKP	9J28063	8270C
Carbazole	ND	D10	2000	23	ug/kg dry	10.0	10/31/09 18:16	MKP	9J28063	8270C
Chrysene	**370**	D10,J	2000	19	ug/kg dry	10.0	10/31/09 18:16	MKP	9J28063	8270C
Dibenzo(a,h)anthracene	ND	D10	2000	23	ug/kg dry	10.0	10/31/09 18:16	MKP	9J28063	8270C
Dibenzofuran	ND	D10	2000	20	ug/kg dry	10.0	10/31/09 18:16	MKP	9J28063	8270C
Diethyl phthalate	ND	D10	2000	59	ug/kg dry	10.0	10/31/09 18:16	MKP	9J28063	8270C
Dimethyl phthalate	ND	D10	2000	51	ug/kg dry	10.0	10/31/09 18:16	MKP	9J28063	8270C
Di-n-butyl phthalate	ND	D10	2000	670	ug/kg dry	10.0	10/31/09 18:16	MKP	9J28063	8270C
Di-n-octyl phthalate	ND	D10	2000	46	ug/kg dry	10.0	10/31/09 18:16	MKP	9J28063	8270C
Fluoranthene	**510**	D10,J	2000	28	ug/kg dry	10.0	10/31/09 18:16	MKP	9J28063	8270C
Fluorene	ND	D10	2000	45	ug/kg dry	10.0	10/31/09 18:16	MKP	9J28063	8270C
Hexachlorobenzene	ND	D10	2000	97	ug/kg dry	10.0	10/31/09 18:16	MKP	9J28063	8270C
Hexachlorobutadiene	ND	D10	2000	100	ug/kg dry	10.0	10/31/09 18:16	MKP	9J28063	8270C
Hexachlorocyclopentadiene	ND	D10	2000	590	ug/kg dry	10.0	10/31/09 18:16	MKP	9J28063	8270C
Hexachloroethane	ND	D10	2000	150	ug/kg dry	10.0	10/31/09 18:16	MKP	9J28063	8270C
Indeno(1,2,3-cd)pyrene	**180**	D10,J	2000	54	ug/kg dry	10.0	10/31/09 18:16	MKP	9J28063	8270C
Isophorone	ND	D10	2000	97	ug/kg dry	10.0	10/31/09 18:16	MKP	9J28063	8270C
Naphthalene	ND	D10	2000	32	ug/kg dry	10.0	10/31/09 18:16	MKP	9J28063	8270C
Nitrobenzene	ND	D10	2000	86	ug/kg dry	10.0	10/31/09 18:16	MKP	9J28063	8270C
N-Nitrosodi-n-propylamine	ND	D10	2000	150	ug/kg dry	10.0	10/31/09 18:16	MKP	9J28063	8270C
N-Nitrosodiphenylamine	ND	D10,L	2000	110	ug/kg dry	10.0	10/31/09 18:16	MKP	9J28063	8270C
Pentachlorophenol	ND	D10	3800	670	ug/kg dry	10.0	10/31/09 18:16	MKP	9J28063	8270C
Phenanthrene	**300**	D10,J	2000	41	ug/kg dry	10.0	10/31/09 18:16	MKP	9J28063	8270C
Phenol	ND	D10	2000	210	ug/kg dry	10.0	10/31/09 18:16	MKP	9J28063	8270C
Pyrene	**430**	D10,J	2000	13	ug/kg dry	10.0	10/31/09 18:16	MKP	9J28063	8270C
2,4,6-Tribromophenol	*68 %*	*D10*	*Surr Limits: (39-146%)*				*10/31/09 18:16*	*MKP*	*9J28063*	*8270C*
2-Fluorobiphenyl	*85 %*	*D10*	*Surr Limits: (37-120%)*				*10/31/09 18:16*	*MKP*	*9J28063*	*8270C*
2-Fluorophenol	*59 %*	*D10*	*Surr Limits: (18-120%)*				*10/31/09 18:16*	*MKP*	*9J28063*	*8270C*
Nitrobenzene-d5	*69 %*	*D10*	*Surr Limits: (34-132%)*				*10/31/09 18:16*	*MKP*	*9J28063*	*8270C*
Phenol-d5	*70 %*	*D10*	*Surr Limits: (11-120%)*				*10/31/09 18:16*	*MKP*	*9J28063*	*8270C*
p-Terphenyl-d14	*83 %*	*D10*	*Surr Limits: (58-147%)*				*10/31/09 18:16*	*MKP*	*9J28063*	*8270C*

Organochlorine Pesticides by EPA Method 8081A

4,4'-DDD [2C]	ND	QFL	2.0	0.38	ug/kg dry	1.00	10/29/09 12:08	DGB	9J27115	8081A
4,4'-DDE [2C]	ND	QFL	2.0	0.57	ug/kg dry	1.00	10/29/09 12:08	DGB	9J27115	8081A
4,4'-DDT [2C]	ND	QFL,C	2.0	0.45	ug/kg dry	1.00	10/29/09 12:08	DGB	9J27115	8081A
Aldrin [2C]	ND	QFL	2.0	0.20	ug/kg dry	1.00	10/29/09 12:08	DGB	9J27115	8081A
alpha-BHC [2C]	ND	QFL	2.0	0.35	ug/kg dry	1.00	10/29/09 12:08	DGB	9J27115	8081A
beta-BHC [2C]	ND	QFL	2.0	1.4	ug/kg dry	1.00	10/29/09 12:08	DGB	9J27115	8081A
Chlordane [2C]	ND	QFL	20	4.4	ug/kg dry	1.00	10/29/09 12:08	DGB	9J27115	8081A

Benchmark Environmental & Engineering Science
2558 Hamburg Turnpike, Suite 300
Lackawanna, NY 14218

Work Order: RSJ1421

Project: Benchmark - Solsil site
Project Number: TURN-0002

Received: 10/27/09
Reported: 11/16/09 12:03

Analytical Report

Sample ID: RSJ1421-01 (S-PILE-N - Solid) - cont. **Sampled: 10/26/09 15:20** **Recvd: 10/27/09 11:15**

Analyte	Sample Result	Data Qualifiers	RL	MDL	Units	Dil Fac	Date Analyzed	Lab Tech	Batch	Method
Organochlorine Pesticides by EPA Method 8081A - cont.										
delta-BHC [2C]	ND	QFL	2.0	0.26	ug/kg dry	1.00	10/29/09 12:08	DGB	9J27115	8081A
Dieldrin [2C]	**2.7**	QFL	2.0	0.47	ug/kg dry	1.00	10/29/09 12:08	DGB	9J27115	8081A
Endosulfan I [2C]	ND	QFL	2.0	0.42	ug/kg dry	1.00	10/29/09 12:08	DGB	9J27115	8081A
Endosulfan II [2C]	ND	QFL	2.0	0.35	ug/kg dry	1.00	10/29/09 12:08	DGB	9J27115	8081A
Endosulfan sulfate [2C]	ND	QFL	2.0	0.37	ug/kg dry	1.00	10/29/09 12:08	DGB	9J27115	8081A
Endrin [2C]	ND	QFL	2.0	0.64	ug/kg dry	1.00	10/29/09 12:08	DGB	9J27115	8081A
Endrin aldehyde [2C]	ND	QFL	2.0	0.50	ug/kg dry	1.00	10/29/09 12:08	DGB	9J27115	8081A
gamma-BHC (Lindane) [2C]	ND	QFL	2.0	0.34	ug/kg dry	1.00	10/29/09 12:08	DGB	9J27115	8081A
Heptachlor [2C]	ND	QFL	2.0	0.31	ug/kg dry	1.00	10/29/09 12:08	DGB	9J27115	8081A
Heptachlor epoxide [2C]	ND	QFL	2.0	0.51	ug/kg dry	1.00	10/29/09 12:08	DGB	9J27115	8081A
Methoxychlor [2C]	ND	QFL,C	2.0	0.52	ug/kg dry	1.00	10/29/09 12:08	DGB	9J27115	8081A
Toxaphene [2C]	ND	QFL	20	11	ug/kg dry	1.00	10/29/09 12:08	DGB	9J27115	8081A
Decachlorobiphenyl	*30 %*	*QFL,Z5*	*Surr Limits: (42-146%)*				*10/29/09 12:08*	*DGB*	*9J27115*	*8081A*
Tetrachloro-m-xylene	*77 %*	*QFL*	*Surr Limits: (37-136%)*				*10/29/09 12:08*	*DGB*	*9J27115*	*8081A*
Polychlorinated Biphenyls by EPA Method 8082										
Aroclor 1016	ND		20	3.8	ug/kg dry	1.00	10/29/09 07:20	JxM	9J27113	8082
Aroclor 1221	ND		20	3.8	ug/kg dry	1.00	10/29/09 07:20	JxM	9J27113	8082
Aroclor 1232	ND		20	3.8	ug/kg dry	1.00	10/29/09 07:20	JxM	9J27113	8082
Aroclor 1242	ND		20	4.3	ug/kg dry	1.00	10/29/09 07:20	JxM	9J27113	8082
Aroclor 1248	**40**		20	3.8	ug/kg dry	1.00	10/29/09 07:20	JxM	9J27113	8082
Aroclor 1254	**44**		20	4.1	ug/kg dry	1.00	10/29/09 07:20	JxM	9J27113	8082
Aroclor 1260	**34**		20	4.1	ug/kg dry	1.00	10/29/09 07:20	JxM	9J27113	8082
Decachlorobiphenyl	*117 %*		*Surr Limits: (34-148%)*				*10/29/09 07:20*	*JxM*	*9J27113*	*8082*
Tetrachloro-m-xylene	*81 %*		*Surr Limits: (35-134%)*				*10/29/09 07:20*	*JxM*	*9J27113*	*8082*
Herbicides										
2,4,5-T [2C]	ND		20	2.5	ug/kg dry	1.00	10/29/09 15:59	DGB	9J27084	8151A
2,4-D [2C]	ND		20	5.2	ug/kg dry	1.00	10/29/09 15:59	DGB	9J27084	8151A
Silvex (2,4,5-TP) [2C]	ND	C	20	2.2	ug/kg dry	1.00	10/29/09 15:59	DGB	9J27084	8151A
2,4-Dichlorophenylacetic acid [2C]	*52 %*		*Surr Limits: (19-128%)*				*10/29/09 15:59*	*DGB*	*9J27084*	*8151A*
Total Metals by SW 846 Series Methods										
Aluminum	**12000**		12.0	NR	mg/kg dry	1.00	10/30/09 04:22	DAN	9J28067	6010B
Antimony	ND		18.0	NR	mg/kg dry	1.00	10/30/09 04:22	DAN	9J28067	6010B
Arsenic	**4.7**		2.4	NR	mg/kg dry	1.00	10/30/09 04:22	DAN	9J28067	6010B
Barium	**90.2**		0.600	NR	mg/kg dry	1.00	10/30/09 04:22	DAN	9J28067	6010B
Beryllium	**0.545**		0.240	NR	mg/kg dry	1.00	10/30/09 04:22	DAN	9J28067	6010B
Cadmium	**0.532**		0.240	NR	mg/kg dry	1.00	10/30/09 04:22	DAN	9J28067	6010B
Calcium	**43400**		60.0	NR	mg/kg dry	1.00	10/30/09 04:22	DAN	9J28067	6010B
Chromium	**118**		0.600	NR	mg/kg dry	1.00	10/30/09 04:22	DAN	9J28067	6010B
Cobalt	**12.6**		0.600	NR	mg/kg dry	1.00	10/30/09 04:22	DAN	9J28067	6010B
Copper	**33.9**		1.2	NR	mg/kg dry	1.00	10/30/09 04:22	DAN	9J28067	6010B
Iron	**21100**	B3	12.0	NR	mg/kg dry	1.00	10/30/09 04:22	DAN	9J28067	6010B
Lead	**37.1**		1.2	NR	mg/kg dry	1.00	10/30/09 04:22	DAN	9J28067	6010B
Magnesium	**14300**		24.0	NR	mg/kg dry	1.00	10/30/09 04:22	DAN	9J28067	6010B
Manganese	**972**		0.2	NR	mg/kg dry	1.00	10/30/09 04:22	DAN	9J28067	6010B

Benchmark Environmental & Engineering Science
2558 Hamburg Turnpike, Suite 300
Lackawanna, NY 14218

Work Order: RSJ1421

Project: Benchmark - Solsil site
Project Number: TURN-0002

Received: 10/27/09
Reported: 11/16/09 12:03

Analytical Report

Analyte	Sample Result	Data Qualifiers	RL	MDL	Units	Dil Fac	Date Analyzed	Lab Tech	Batch	Method
Sample ID: RSJ1421-01 (S-PILE-N - Solid) - cont.						**Sampled: 10/26/09 15:20**		**Recvd: 10/27/09 11:15**		
Total Metals by SW 846 Series Methods - cont.										
Nickel	**82.1**		6.00	NR	mg/kg dry	1.00	10/30/09 04:22	DAN	9J28067	6010B
Potassium	**1880**		36.0	NR	mg/kg dry	1.00	10/30/09 04:22	DAN	9J28067	6010B
Selenium	ND		4.8	NR	mg/kg dry	1.00	10/30/09 04:22	DAN	9J28067	6010B
Silver	ND		0.600	NR	mg/kg dry	1.00	10/30/09 04:22	DAN	9J28067	6010B
Sodium	**631**		168	NR	mg/kg dry	1.00	10/30/09 04:22	DAN	9J28067	6010B
Thallium	ND		7.2	NR	mg/kg dry	1.00	10/30/09 04:22	DAN	9J28067	6010B
Vanadium	**24.4**		0.600	NR	mg/kg dry	1.00	10/30/09 04:22	DAN	9J28067	6010B
Zinc	**268**		2.4	NR	mg/kg dry	1.00	10/30/09 04:22	DAN	9J28067	6010B
General Chemistry Parameters										
Percent Solids	**85**		0.010	NR	%	1.00	10/28/09 14:28	JRR	9J28028	Dry Weight
Cyanide	ND		1.3	0.6	mg/kg dry	1.00	11/03/09 09:56	jmm	9K02038	9012A

TestAmerica
THE LEADER IN ENVIRONMENTAL TESTING

Benchmark Environmental & Engineering Science
2558 Hamburg Turnpike, Suite 300
Lackawanna, NY 14218

Work Order: RSJ1421

Project: Benchmark - Solsil site
Project Number: TURN-0002

Received: 10/27/09
Reported: 11/16/09 12:03

Analytical Report

Analyte	Sample Result	Data Qualifiers	RL	MDL	Units	Dil Fac	Date Analyzed	Lab Tech	Batch	Method
Sample ID: RSJ1421-01RE1 (S-PILE-N - Solid)						**Sampled: 10/26/09 15:20**		**Recvd: 10/27/09 11:15**		
Total Metals by SW 846 Series Methods										
Mercury	**0.0340**		0.0223	NR	mg/kg dry	1.00	10/30/09 13:37	MXM	9J29104	7471A

Benchmark Environmental & Engineering Science
2558 Hamburg Turnpike, Suite 300
Lackawanna, NY 14218

Work Order: RSJ1421

Project: Benchmark - Solsil site
Project Number: TURN-0002

Received: 10/27/09
Reported: 11/16/09 12:03

Analytical Report

Sample ID: RSJ1421-02 (S-PILE-S - Solid) — **Sampled: 10/26/09 15:25** — **Recvd: 10/27/09 11:15**

Volatile Organic Compounds by EPA 8260B

Analyte	Sample Result	Data Qualifiers	RL	MDL	Units	Dil Fac	Date Analyzed	Lab Tech	Batch	Method
1,1,1-Trichloroethane	ND		6.0	0.43	ug/kg dry	1.00	10/29/09 21:45	CDC	9J29098	8260B
1,1,2,2-Tetrachloroethane	ND		6.0	0.97	ug/kg dry	1.00	10/29/09 21:45	CDC	9J29098	8260B
1,1,2-Trichloroethane	ND		6.0	0.30	ug/kg dry	1.00	10/29/09 21:45	CDC	9J29098	8260B
1,1,2-Trichloro-1,2,2-trifluoroethane	ND		6.0	3.0	ug/kg dry	1.00	10/29/09 21:45	CDC	9J29098	8260B
1,1-Dichloroethane	ND		6.0	0.30	ug/kg dry	1.00	10/29/09 21:45	CDC	9J29098	8260B
1,1-Dichloroethene	ND		6.0	0.73	ug/kg dry	1.00	10/29/09 21:45	CDC	9J29098	8260B
1,2,4-Trichlorobenzene	ND		6.0	0.36	ug/kg dry	1.00	10/29/09 21:45	CDC	9J29098	8260B
1,2,4-Trimethylbenzene	ND		6.0	0.43	ug/kg dry	1.00	10/29/09 21:45	CDC	9J29098	8260B
1,2-Dibromo-3-chloropropane	ND		6.0	3.0	ug/kg dry	1.00	10/29/09 21:45	CDC	9J29098	8260B
1,2-Dibromoethane	ND		6.0	0.23	ug/kg dry	1.00	10/29/09 21:45	CDC	9J29098	8260B
1,2-Dichlorobenzene	ND		6.0	0.47	ug/kg dry	1.00	10/29/09 21:45	CDC	9J29098	8260B
1,2-Dichloroethane	ND		6.0	0.30	ug/kg dry	1.00	10/29/09 21:45	CDC	9J29098	8260B
1,2-Dichloropropane	ND		6.0	3.0	ug/kg dry	1.00	10/29/09 21:45	CDC	9J29098	8260B
1,3,5-Trimethylbenzene	ND		6.0	0.38	ug/kg dry	1.00	10/29/09 21:45	CDC	9J29098	8260B
1,3-Dichlorobenzene	ND		6.0	0.31	ug/kg dry	1.00	10/29/09 21:45	CDC	9J29098	8260B
1,4-Dichlorobenzene	ND		6.0	0.84	ug/kg dry	1.00	10/29/09 21:45	CDC	9J29098	8260B
2-Butanone	ND		30	2.2	ug/kg dry	1.00	10/29/09 21:45	CDC	9J29098	8260B
2-Hexanone	ND		30	2.1	ug/kg dry	1.00	10/29/09 21:45	CDC	9J29098	8260B
p-Cymene	ND		6.0	0.48	ug/kg dry	1.00	10/29/09 21:45	CDC	9J29098	8260B
4-Methyl-2-pentanone	ND		30	2.0	ug/kg dry	1.00	10/29/09 21:45	CDC	9J29098	8260B
Acetone	ND		30	1.3	ug/kg dry	1.00	10/29/09 21:45	CDC	9J29098	8260B
Benzene	ND		6.0	0.29	ug/kg dry	1.00	10/29/09 21:45	CDC	9J29098	8260B
Bromodichloromethane	ND		6.0	0.31	ug/kg dry	1.00	10/29/09 21:45	CDC	9J29098	8260B
Bromoform	ND		6.0	3.0	ug/kg dry	1.00	10/29/09 21:45	CDC	9J29098	8260B
Bromomethane	ND		6.0	1.3	ug/kg dry	1.00	10/29/09 21:45	CDC	9J29098	8260B
Carbon disulfide	ND		6.0	0.51	ug/kg dry	1.00	10/29/09 21:45	CDC	9J29098	8260B
Carbon Tetrachloride	ND		6.0	0.58	ug/kg dry	1.00	10/29/09 21:45	CDC	9J29098	8260B
Chlorobenzene	ND		6.0	0.79	ug/kg dry	1.00	10/29/09 21:45	CDC	9J29098	8260B
Dibromochloromethane	ND		6.0	0.33	ug/kg dry	1.00	10/29/09 21:45	CDC	9J29098	8260B
Chloroethane	ND	L	6.0	2.5	ug/kg dry	1.00	10/29/09 21:45	CDC	9J29098	8260B
Chloroform	ND		6.0	0.37	ug/kg dry	1.00	10/29/09 21:45	CDC	9J29098	8260B
Chloromethane	ND		6.0	0.36	ug/kg dry	1.00	10/29/09 21:45	CDC	9J29098	8260B
cis-1,2-Dichloroethene	ND		6.0	0.29	ug/kg dry	1.00	10/29/09 21:45	CDC	9J29098	8260B
cis-1,3-Dichloropropene	ND		6.0	0.34	ug/kg dry	1.00	10/29/09 21:45	CDC	9J29098	8260B
Cyclohexane	ND		6.0	0.27	ug/kg dry	1.00	10/29/09 21:45	CDC	9J29098	8260B
Dichlorodifluoromethane	ND		6.0	0.49	ug/kg dry	1.00	10/29/09 21:45	CDC	9J29098	8260B
Ethylbenzene	ND		6.0	0.41	ug/kg dry	1.00	10/29/09 21:45	CDC	9J29098	8260B
Isopropylbenzene	ND		6.0	0.90	ug/kg dry	1.00	10/29/09 21:45	CDC	9J29098	8260B
Methyl Acetate	ND		6.0	0.32	ug/kg dry	1.00	10/29/09 21:45	CDC	9J29098	8260B
Methyl-t-Butyl Ether (MTBE)	ND		6.0	0.59	ug/kg dry	1.00	10/29/09 21:45	CDC	9J29098	8260B
Methylcyclohexane	ND		6.0	0.39	ug/kg dry	1.00	10/29/09 21:45	CDC	9J29098	8260B
Methylene Chloride	**5.3**	J, B	6.0	1.2	ug/kg dry	1.00	10/29/09 21:45	CDC	9J29098	8260B
m-Xylene & p-Xylene	ND		12	1.0	ug/kg dry	1.00	10/29/09 21:45	CDC	9J29098	8260B
n-Butylbenzene	ND		6.0	0.52	ug/kg dry	1.00	10/29/09 21:45	CDC	9J29098	8260B
n-Propylbenzene	ND		6.0	0.48	ug/kg dry	1.00	10/29/09 21:45	CDC	9J29098	8260B
o-Xylene	ND		6.0	0.78	ug/kg dry	1.00	10/29/09 21:45	CDC	9J29098	8260B
sec-Butylbenzene	ND		6.0	0.52	ug/kg dry	1.00	10/29/09 21:45	CDC	9J29098	8260B
Styrene	ND		6.0	0.30	ug/kg dry	1.00	10/29/09 21:45	CDC	9J29098	8260B

Benchmark Environmental & Engineering Science
2558 Hamburg Turnpike, Suite 300
Lackawanna, NY 14218

Work Order: RSJ1421

Project: Benchmark - Solsil site
Project Number: TURN-0002

Received: 10/27/09
Reported: 11/16/09 12:03

Analytical Report

Analyte	Sample Result	Data Qualifiers	RL	MDL	Units	Dil Fac	Date Analyzed	Lab Tech	Batch	Method
Sample ID: RSJ1421-02 (S-PILE-S - Solid) - cont.						**Sampled: 10/26/09 15:25**		**Recvd: 10/27/09 11:15**		
Volatile Organic Compounds by EPA 8260B - cont.										
Tetrachloroethene	ND		6.0	0.80	ug/kg dry	1.00	10/29/09 21:45	CDC	9J29098	8260B
Toluene	ND		6.0	0.45	ug/kg dry	1.00	10/29/09 21:45	CDC	9J29098	8260B
trans-1,2-Dichloroethene	ND		6.0	0.62	ug/kg dry	1.00	10/29/09 21:45	CDC	9J29098	8260B
trans-1,3-Dichloropropene	ND		6.0	0.29	ug/kg dry	1.00	10/29/09 21:45	CDC	9J29098	8260B
Trichloroethene	ND		6.0	0.41	ug/kg dry	1.00	10/29/09 21:45	CDC	9J29098	8260B
Trichlorofluoromethane	ND		6.0	0.56	ug/kg dry	1.00	10/29/09 21:45	CDC	9J29098	8260B
Vinyl chloride	ND		12	0.73	ug/kg dry	1.00	10/29/09 21:45	CDC	9J29098	8260B
Xylenes, total	ND		12	1.0	ug/kg dry	1.00	10/29/09 21:45	CDC	9J29098	8260B
1,2-Dichloroethane-d4	*103 %*		*Surr Limits: (64-126%)*				*10/29/09 21:45*	*CDC*	*9J29098*	*8260B*
4-Bromofluorobenzene	*117 %*		*Surr Limits: (72-126%)*				*10/29/09 21:45*	*CDC*	*9J29098*	*8260B*
Toluene-d8	*118 %*		*Surr Limits: (71-125%)*				*10/29/09 21:45*	*CDC*	*9J29098*	*8260B*
Semivolatile Organics by GC/MS										
2,4,5-Trichlorophenol	ND	D10	2000	440	ug/kg dry	10.0	10/31/09 18:41	MKP	9J28063	8270C
2,4,6-Trichlorophenol	ND	D10	2000	130	ug/kg dry	10.0	10/31/09 18:41	MKP	9J28063	8270C
2,4-Dichlorophenol	ND	D10	2000	110	ug/kg dry	10.0	10/31/09 18:41	MKP	9J28063	8270C
2,4-Dimethylphenol	ND	D10	2000	550	ug/kg dry	10.0	10/31/09 18:41	MKP	9J28063	8270C
2,4-Dinitrophenol	ND	D10	4000	710	ug/kg dry	10.0	10/31/09 18:41	MKP	9J28063	8270C
2,4-Dinitrotoluene	ND	D10	2000	310	ug/kg dry	10.0	10/31/09 18:41	MKP	9J28063	8270C
2,6-Dinitrotoluene	ND	D10	2000	500	ug/kg dry	10.0	10/31/09 18:41	MKP	9J28063	8270C
2-Chloronaphthalene	ND	D10	2000	140	ug/kg dry	10.0	10/31/09 18:41	MKP	9J28063	8270C
2-Chlorophenol	ND	D10	2000	100	ug/kg dry	10.0	10/31/09 18:41	MKP	9J28063	8270C
2-Methylnaphthalene	ND	D10	2000	25	ug/kg dry	10.0	10/31/09 18:41	MKP	9J28063	8270C
2-Methylphenol	ND	D10	2000	62	ug/kg dry	10.0	10/31/09 18:41	MKP	9J28063	8270C
2-Nitroaniline	ND	D10	4000	650	ug/kg dry	10.0	10/31/09 18:41	MKP	9J28063	8270C
2-Nitrophenol	ND	D10	2000	93	ug/kg dry	10.0	10/31/09 18:41	MKP	9J28063	8270C
3,3'-Dichlorobenzidine	ND	D10,L	2000	1800	ug/kg dry	10.0	10/31/09 18:41	MKP	9J28063	8270C
3-Nitroaniline	ND	D10	4000	470	ug/kg dry	10.0	10/31/09 18:41	MKP	9J28063	8270C
4,6-Dinitro-2-methylphenol	ND	D10	4000	700	ug/kg dry	10.0	10/31/09 18:41	MKP	9J28063	8270C
4-Bromophenyl phenyl ether	ND	D10	2000	650	ug/kg dry	10.0	10/31/09 18:41	MKP	9J28063	8270C
4-Chloro-3-methylphenol	ND	D10	2000	84	ug/kg dry	10.0	10/31/09 18:41	MKP	9J28063	8270C
4-Chloroaniline	ND	D10	2000	600	ug/kg dry	10.0	10/31/09 18:41	MKP	9J28063	8270C
4-Chlorophenyl phenyl ether	ND	D10	2000	43	ug/kg dry	10.0	10/31/09 18:41	MKP	9J28063	8270C
4-Methylphenol	ND	D10	2000	110	ug/kg dry	10.0	10/31/09 18:41	MKP	9J28063	8270C
4-Nitroaniline	ND	D10	4000	230	ug/kg dry	10.0	10/31/09 18:41	MKP	9J28063	8270C
4-Nitrophenol	ND	D10	4000	490	ug/kg dry	10.0	10/31/09 18:41	MKP	9J28063	8270C
Acenaphthene	ND	D10	2000	24	ug/kg dry	10.0	10/31/09 18:41	MKP	9J28063	8270C
Acenaphthylene	ND	D10	2000	17	ug/kg dry	10.0	10/31/09 18:41	MKP	9J28063	8270C
Acetophenone	ND	D10	2000	100	ug/kg dry	10.0	10/31/09 18:41	MKP	9J28063	8270C
Anthracene	ND	D10	2000	52	ug/kg dry	10.0	10/31/09 18:41	MKP	9J28063	8270C
Atrazine	ND	D10	2000	90	ug/kg dry	10.0	10/31/09 18:41	MKP	9J28063	8270C
Benzaldehyde	ND	D10	2000	220	ug/kg dry	10.0	10/31/09 18:41	MKP	9J28063	8270C
Benzo(a)anthracene	**160**	D10,J	2000	35	ug/kg dry	10.0	10/31/09 18:41	MKP	9J28063	8270C
Benzo(a)pyrene	**140**	D10,J	2000	49	ug/kg dry	10.0	10/31/09 18:41	MKP	9J28063	8270C
Benzo(b)fluoranthene	**160**	D10,J	2000	39	ug/kg dry	10.0	10/31/09 18:41	MKP	9J28063	8270C
Benzo(ghi)perylene	**120**	D10,J	2000	24	ug/kg dry	10.0	10/31/09 18:41	MKP	9J28063	8270C
Benzo(k)fluoranthene	**130**	D10,J	2000	22	ug/kg dry	10.0	10/31/09 18:41	MKP	9J28063	8270C

Benchmark Environmental & Engineering Science
2558 Hamburg Turnpike, Suite 300
Lackawanna, NY 14218

Work Order: RSJ1421

Project: Benchmark - Solsil site
Project Number: TURN-0002

Received: 10/27/09
Reported: 11/16/09 12:03

Analytical Report

Sample ID: RSJ1421-02 (S-PILE-S - Solid) - cont. **Sampled: 10/26/09 15:25** **Recvd: 10/27/09 11:15**

Analyte	Sample Result	Data Qualifiers	RL	MDL	Units	Dil Fac	Date Analyzed	Lab Tech	Batch	Method
Semivolatile Organics by GC/MS - cont.										
Biphenyl	ND	D10	2000	130	ug/kg dry	10.0	10/31/09 18:41	MKP	9J28063	8270C
Bis(2-chloroethoxy)methane	ND	D10,L2	2000	110	ug/kg dry	10.0	10/31/09 18:41	MKP	9J28063	8270C
Bis(2-chloroethyl)ether	ND	D10	2000	180	ug/kg dry	10.0	10/31/09 18:41	MKP	9J28063	8270C
2,2'-Oxybis(1-Chloropropane)	ND	D10	2000	210	ug/kg dry	10.0	10/31/09 18:41	MKP	9J28063	8270C
Bis(2-ethylhexyl) phthalate	ND	D10	2000	650	ug/kg dry	10.0	10/31/09 18:41	MKP	9J28063	8270C
Butyl benzyl phthalate	ND	D10	2000	550	ug/kg dry	10.0	10/31/09 18:41	MKP	9J28063	8270C
Caprolactam	ND	D10	2000	880	ug/kg dry	10.0	10/31/09 18:41	MKP	9J28063	8270C
Carbazole	ND	D10	2000	23	ug/kg dry	10.0	10/31/09 18:41	MKP	9J28063	8270C
Chrysene	**180**	D10,J	2000	20	ug/kg dry	10.0	10/31/09 18:41	MKP	9J28063	8270C
Dibenzo(a,h)anthracene	ND	D10	2000	24	ug/kg dry	10.0	10/31/09 18:41	MKP	9J28063	8270C
Dibenzofuran	ND	D10	2000	21	ug/kg dry	10.0	10/31/09 18:41	MKP	9J28063	8270C
Diethyl phthalate	ND	D10	2000	61	ug/kg dry	10.0	10/31/09 18:41	MKP	9J28063	8270C
Dimethyl phthalate	ND	D10	2000	53	ug/kg dry	10.0	10/31/09 18:41	MKP	9J28063	8270C
Di-n-butyl phthalate	ND	D10	2000	700	ug/kg dry	10.0	10/31/09 18:41	MKP	9J28063	8270C
Di-n-octyl phthalate	ND	D10	2000	47	ug/kg dry	10.0	10/31/09 18:41	MKP	9J28063	8270C
Fluoranthene	ND	D10	2000	29	ug/kg dry	10.0	10/31/09 18:41	MKP	9J28063	8270C
Fluorene	ND	D10	2000	47	ug/kg dry	10.0	10/31/09 18:41	MKP	9J28063	8270C
Hexachlorobenzene	ND	D10	2000	100	ug/kg dry	10.0	10/31/09 18:41	MKP	9J28063	8270C
Hexachlorobutadiene	ND	D10	2000	100	ug/kg dry	10.0	10/31/09 18:41	MKP	9J28063	8270C
Hexachlorocyclopentadiene	ND	D10	2000	610	ug/kg dry	10.0	10/31/09 18:41	MKP	9J28063	8270C
Hexachloroethane	ND	D10	2000	160	ug/kg dry	10.0	10/31/09 18:41	MKP	9J28063	8270C
Indeno(1,2,3-cd)pyrene	ND	D10	2000	56	ug/kg dry	10.0	10/31/09 18:41	MKP	9J28063	8270C
Isophorone	ND	D10	2000	100	ug/kg dry	10.0	10/31/09 18:41	MKP	9J28063	8270C
Naphthalene	ND	D10	2000	34	ug/kg dry	10.0	10/31/09 18:41	MKP	9J28063	8270C
Nitrobenzene	ND	D10	2000	90	ug/kg dry	10.0	10/31/09 18:41	MKP	9J28063	8270C
N-Nitrosodi-n-propylamine	ND	D10	2000	160	ug/kg dry	10.0	10/31/09 18:41	MKP	9J28063	8270C
N-Nitrosodiphenylamine	ND	D10,L	2000	110	ug/kg dry	10.0	10/31/09 18:41	MKP	9J28063	8270C
Pentachlorophenol	ND	D10	4000	700	ug/kg dry	10.0	10/31/09 18:41	MKP	9J28063	8270C
Phenanthrene	**170**	D10,J	2000	43	ug/kg dry	10.0	10/31/09 18:41	MKP	9J28063	8270C
Phenol	ND	D10	2000	210	ug/kg dry	10.0	10/31/09 18:41	MKP	9J28063	8270C
Pyrene	**240**	D10,J	2000	13	ug/kg dry	10.0	10/31/09 18:41	MKP	9J28063	8270C
2,4,6-Tribromophenol	*75 %*	*D10*	*Surr Limits: (39-146%)*				*10/31/09 18:41*	*MKP*	*9J28063*	*8270C*
2-Fluorobiphenyl	*75 %*	*D10*	*Surr Limits: (37-120%)*				*10/31/09 18:41*	*MKP*	*9J28063*	*8270C*
2-Fluorophenol	*55 %*	*D10*	*Surr Limits: (18-120%)*				*10/31/09 18:41*	*MKP*	*9J28063*	*8270C*
Nitrobenzene-d5	*62 %*	*D10*	*Surr Limits: (34-132%)*				*10/31/09 18:41*	*MKP*	*9J28063*	*8270C*
Phenol-d5	*68 %*	*D10*	*Surr Limits: (11-120%)*				*10/31/09 18:41*	*MKP*	*9J28063*	*8270C*
p-Terphenyl-d14	*83 %*	*D10*	*Surr Limits: (58-147%)*				*10/31/09 18:41*	*MKP*	*9J28063*	*8270C*
Organochlorine Pesticides by EPA Method 8081A										
4,4'-DDD [2C]	ND	QFL	2.0	0.39	ug/kg dry	1.00	10/29/09 12:44	DGB	9J27115	8081A
4,4'-DDE [2C]	ND	QFL	2.0	0.58	ug/kg dry	1.00	10/29/09 12:44	DGB	9J27115	8081A
4,4'-DDT [2C]	ND	QFL,C	2.0	0.46	ug/kg dry	1.00	10/29/09 12:44	DGB	9J27115	8081A
Aldrin [2C]	ND	QFL	2.0	0.20	ug/kg dry	1.00	10/29/09 12:44	DGB	9J27115	8081A
alpha-BHC [2C]	ND	QFL	2.0	0.36	ug/kg dry	1.00	10/29/09 12:44	DGB	9J27115	8081A
beta-BHC [2C]	ND	QFL	2.0	1.5	ug/kg dry	1.00	10/29/09 12:44	DGB	9J27115	8081A
Chlordane [2C]	ND	QFL	20	4.5	ug/kg dry	1.00	10/29/09 12:44	DGB	9J27115	8081A

Benchmark Environmental & Engineering Science
2558 Hamburg Turnpike, Suite 300
Lackawanna, NY 14218

Work Order: RSJ1421

Project: Benchmark - Solsil site
Project Number: TURN-0002

Received: 10/27/09
Reported: 11/16/09 12:03

Analytical Report

Analyte	Sample Result	Data Qualifiers	RL	MDL	Units	Dil Fac	Date Analyzed	Lab Tech	Batch	Method
Sample ID: RSJ1421-02 (S-PILE-S - Solid) - cont.						**Sampled: 10/26/09 15:25**		**Recvd: 10/27/09 11:15**		
Organochlorine Pesticides by EPA Method 8081A - cont.										
delta-BHC [2C]	ND	QFL	2.0	0.26	ug/kg dry	1.00	10/29/09 12:44	DGB	9J27115	8081A
Dieldrin [2C]	**2.2**	QFL	2.0	0.48	ug/kg dry	1.00	10/29/09 12:44	DGB	9J27115	8081A
Endosulfan I [2C]	ND	QFL	2.0	0.42	ug/kg dry	1.00	10/29/09 12:44	DGB	9J27115	8081A
Endosulfan II [2C]	**0.78**	QFL,J	2.0	0.36	ug/kg dry	1.00	10/29/09 12:44	DGB	9J27115	8081A
Endosulfan sulfate [2C]	ND	QFL	2.0	0.37	ug/kg dry	1.00	10/29/09 12:44	DGB	9J27115	8081A
Endrin [2C]	ND	QFL	2.0	0.65	ug/kg dry	1.00	10/29/09 12:44	DGB	9J27115	8081A
Endrin aldehyde [2C]	ND	QFL	2.0	0.51	ug/kg dry	1.00	10/29/09 12:44	DGB	9J27115	8081A
gamma-BHC (Lindane) [2C]	ND	QFL	2.0	0.35	ug/kg dry	1.00	10/29/09 12:44	DGB	9J27115	8081A
Heptachlor [2C]	**0.57**	QFL,J	2.0	0.31	ug/kg dry	1.00	10/29/09 12:44	DGB	9J27115	8081A
Heptachlor epoxide [2C]	ND	QFL	2.0	0.52	ug/kg dry	1.00	10/29/09 12:44	DGB	9J27115	8081A
Methoxychlor [2C]	ND	QFL,C	2.0	0.54	ug/kg dry	1.00	10/29/09 12:44	DGB	9J27115	8081A
Toxaphene [2C]	ND	QFL	20	12	ug/kg dry	1.00	10/29/09 12:44	DGB	9J27115	8081A
Decachlorobiphenyl	*91 %*	*QFL*	*Surr Limits: (42-146%)*				*10/29/09 12:44*	*DGB*	*9J27115*	*8081A*
Tetrachloro-m-xylene	*79 %*	*QFL*	*Surr Limits: (37-136%)*				*10/29/09 12:44*	*DGB*	*9J27115*	*8081A*
Polychlorinated Biphenyls by EPA Method 8082										
Aroclor 1016	ND		20	3.9	ug/kg dry	1.00	10/29/09 07:34	JxM	9J27113	8082
Aroclor 1221	ND		20	3.9	ug/kg dry	1.00	10/29/09 07:34	JxM	9J27113	8082
Aroclor 1232	ND		20	3.9	ug/kg dry	1.00	10/29/09 07:34	JxM	9J27113	8082
Aroclor 1242	ND		20	4.4	ug/kg dry	1.00	10/29/09 07:34	JxM	9J27113	8082
Aroclor 1248	**16**	J	20	3.9	ug/kg dry	1.00	10/29/09 07:34	JxM	9J27113	8082
Aroclor 1254	**14**	J	20	4.2	ug/kg dry	1.00	10/29/09 07:34	JxM	9J27113	8082
Aroclor 1260	**9.6**	J	20	4.2	ug/kg dry	1.00	10/29/09 07:34	JxM	9J27113	8082
Decachlorobiphenyl	*104 %*		*Surr Limits: (34-148%)*				*10/29/09 07:34*	*JxM*	*9J27113*	*8082*
Tetrachloro-m-xylene	*87 %*		*Surr Limits: (35-134%)*				*10/29/09 07:34*	*JxM*	*9J27113*	*8082*
Herbicides										
2,4,5-T [2C]	ND		20	2.6	ug/kg dry	1.00	10/29/09 16:29	DGB	9J27084	8151A
2,4-D [2C]	ND		20	5.3	ug/kg dry	1.00	10/29/09 16:29	DGB	9J27084	8151A
Silvex (2,4,5-TP) [2C]	ND	C	20	2.2	ug/kg dry	1.00	10/29/09 16:29	DGB	9J27084	8151A
2,4-Dichlorophenylacetic acid [2C]	*51 %*		*Surr Limits: (19-128%)*				*10/29/09 16:29*	*DGB*	*9J27084*	*8151A*
Total Metals by SW 846 Series Methods										
Aluminum	**11300**		11.8	NR	mg/kg dry	1.00	10/30/09 04:27	DAN	9J28067	6010B
Antimony	ND		17.7	NR	mg/kg dry	1.00	10/30/09 04:27	DAN	9J28067	6010B
Arsenic	**4.7**		2.4	NR	mg/kg dry	1.00	10/30/09 04:27	DAN	9J28067	6010B
Barium	**118**		0.591	NR	mg/kg dry	1.00	10/30/09 04:27	DAN	9J28067	6010B
Beryllium	**0.561**		0.236	NR	mg/kg dry	1.00	10/30/09 04:27	DAN	9J28067	6010B
Cadmium	**0.525**		0.236	NR	mg/kg dry	1.00	10/30/09 04:27	DAN	9J28067	6010B
Calcium	**48700**		59.1	NR	mg/kg dry	1.00	10/30/09 04:27	DAN	9J28067	6010B
Chromium	**65.4**		0.591	NR	mg/kg dry	1.00	10/30/09 04:27	DAN	9J28067	6010B
Cobalt	**11.9**		0.591	NR	mg/kg dry	1.00	10/30/09 04:27	DAN	9J28067	6010B
Copper	**33.0**		1.2	NR	mg/kg dry	1.00	10/30/09 04:27	DAN	9J28067	6010B
Iron	**21300**	B3	11.8	NR	mg/kg dry	1.00	10/30/09 04:27	DAN	9J28067	6010B
Lead	**33.5**		1.2	NR	mg/kg dry	1.00	10/30/09 04:27	DAN	9J28067	6010B
Magnesium	**17100**		23.6	NR	mg/kg dry	1.00	10/30/09 04:27	DAN	9J28067	6010B

Benchmark Environmental & Engineering Science
2558 Hamburg Turnpike, Suite 300
Lackawanna, NY 14218

Work Order: RSJ1421

Project: Benchmark - Solsil site
Project Number: TURN-0002

Received: 10/27/09
Reported: 11/16/09 12:03

Analytical Report

Analyte	Sample Result	Data Qualifiers	RL	MDL	Units	Dil Fac	Date Analyzed	Lab Tech	Batch	Method
Sample ID: RSJ1421-02 (S-PILE-S - Solid) - cont.						**Sampled: 10/26/09 15:25**		**Recvd: 10/27/09 11:15**		
Total Metals by SW 846 Series Methods - cont.										
Manganese	**1240**		0.2	NR	mg/kg dry	1.00	10/30/09 04:27	DAN	9J28067	6010B
Nickel	**78.2**		5.91	NR	mg/kg dry	1.00	10/30/09 04:27	DAN	9J28067	6010B
Potassium	**1850**		35.4	NR	mg/kg dry	1.00	10/30/09 04:27	DAN	9J28067	6010B
Selenium	ND		4.7	NR	mg/kg dry	1.00	10/30/09 04:27	DAN	9J28067	6010B
Silver	ND		0.591	NR	mg/kg dry	1.00	10/30/09 04:27	DAN	9J28067	6010B
Sodium	**223**		165	NR	mg/kg dry	1.00	10/30/09 04:27	DAN	9J28067	6010B
Thallium	ND		7.1	NR	mg/kg dry	1.00	10/30/09 04:27	DAN	9J28067	6010B
Vanadium	**22.4**		0.591	NR	mg/kg dry	1.00	10/30/09 04:27	DAN	9J28067	6010B
Zinc	**243**		2.4	NR	mg/kg dry	1.00	10/30/09 04:27	DAN	9J28067	6010B
General Chemistry Parameters										
Percent Solids	**83**		0.010	NR	%	1.00	10/28/09 14:30	JRR	9J28028	Dry Weight
Cyanide	ND		0.8	0.4	mg/kg dry	1.00	11/03/09 10:04	jmm	9K02038	9012A

TestAmerica
THE LEADER IN ENVIRONMENTAL TESTING

Benchmark Environmental & Engineering Science
2558 Hamburg Turnpike, Suite 300
Lackawanna, NY 14218

Work Order: RSJ1421

Project: Benchmark - Solsil site
Project Number: TURN-0002

Received: 10/27/09
Reported: 11/16/09 12:03

Analytical Report

Analyte	Sample Result	Data Qualifiers	RL	MDL	Units	Dil Fac	Date Analyzed	Lab Tech	Batch	Method
Sample ID: RSJ1421-02RE1 (S-PILE-S - Solid)						**Sampled: 10/26/09 15:25**		**Recvd: 10/27/09 11:15**		
Total Metals by SW 846 Series Methods										
Mercury	**0.0538**		0.0248	NR	mg/kg dry	1.00	10/30/09 13:42	MXM	9J29104	7471A

Benchmark Environmental & Engineering Science
2558 Hamburg Turnpike, Suite 300
Lackawanna, NY 14218

Work Order: RSJ1421

Project: Benchmark - Solsil site
Project Number: TURN-0002

Received: 10/27/09
Reported: 11/16/09 12:03

Analytical Report

Analyte	Sample Result	Data Qualifiers	RL	MDL	Units	Dil Fac	Date Analyzed	Lab Tech	Batch	Method
Sample ID: RSJ1421-03 (S-PILE-D - Solid)						**Sampled: 10/26/09 15:30**		**Recvd: 10/27/09 11:15**		
TCLP Volatile Organic Compounds by EPA Method 1311/8260B										
1,1-Dichloroethene	ND	D07	0.010	0.0029	mg/L	10.0	10/30/09 02:13	NMD	9J29079	8260B TCLP
1,2-Dichloroethane	ND	D07	0.010	0.0021	mg/L	10.0	10/30/09 02:13	NMD	9J29079	8260B TCLP
2-Butanone	ND	D07	0.050	0.013	mg/L	10.0	10/30/09 02:13	NMD	9J29079	8260B TCLP
Benzene	ND	D07	0.010	0.0041	mg/L	10.0	10/30/09 02:13	NMD	9J29079	8260B TCLP
Carbon Tetrachloride	ND	D07	0.010	0.0027	mg/L	10.0	10/30/09 02:13	NMD	9J29079	8260B TCLP
Chlorobenzene	ND	D07	0.010	0.0032	mg/L	10.0	10/30/09 02:13	NMD	9J29079	8260B TCLP
Chloroform	ND	D07	0.010	0.0034	mg/L	10.0	10/30/09 02:13	NMD	9J29079	8260B TCLP
Tetrachloroethene	ND	D07	0.010	0.0036	mg/L	10.0	10/30/09 02:13	NMD	9J29079	8260B TCLP
Trichloroethene	ND	D07	0.010	0.0046	mg/L	10.0	10/30/09 02:13	NMD	9J29079	8260B TCLP
Vinyl chloride	ND	D07	0.010	0.0024	mg/L	10.0	10/30/09 02:13	NMD	9J29079	8260B TCLP
1,2-Dichloroethane-d4	*110 %*	*D07*	*Surr Limits: (66-137%)*				*10/30/09 02:13*	*NMD*	*9J29079*	*8260B TCLP*
4-Bromofluorobenzene	*96 %*	*D07*	*Surr Limits: (73-120%)*				*10/30/09 02:13*	*NMD*	*9J29079*	*8260B TCLP*
Toluene-d8	*97 %*	*D07*	*Surr Limits: (71-126%)*				*10/30/09 02:13*	*NMD*	*9J29079*	*8260B TCLP*
TCLP Semivolatile Compounds by EPA Method 1311/8270C										
1,4-Dichlorobenzene	ND		40	0.62	ug/L	1.00	11/04/09 21:29	JLG	9J29036	8270C TCLP
2,4,5-Trichlorophenol	ND		20	4.0	ug/L	1.00	11/04/09 21:29	JLG	9J29036	8270C TCLP
2,4,6-Trichlorophenol	ND		20	4.0	ug/L	1.00	11/04/09 21:29	JLG	9J29036	8270C TCLP
2,4-Dinitrotoluene	ND		20	1.8	ug/L	1.00	11/04/09 21:29	JLG	9J29036	8270C TCLP
2-Methylphenol	ND		20	0.91	ug/L	1.00	11/04/09 21:29	JLG	9J29036	8270C TCLP
3 & 4 Methylphenol	ND		40	2.3	ug/L	1.00	11/04/09 21:29	JLG	9J29036	8270C TCLP
Hexachlorobenzene	ND		20	1.8	ug/L	1.00	11/04/09 21:29	JLG	9J29036	8270C TCLP
Hexachlorobutadiene	ND		20	10	ug/L	1.00	11/04/09 21:29	JLG	9J29036	8270C TCLP
Hexachloroethane	ND		20	11	ug/L	1.00	11/04/09 21:29	JLG	9J29036	8270C TCLP
Nitrobenzene	ND		20	2.2	ug/L	1.00	11/04/09 21:29	JLG	9J29036	8270C TCLP
Pentachlorophenol	ND		40	21	ug/L	1.00	11/04/09 21:29	JLG	9J29036	8270C TCLP
Pyridine	ND		100	6.4	ug/L	1.00	11/04/09 21:29	JLG	9J29036	8270C TCLP
2,4,6-Tribromophenol	*87 %*		*Surr Limits: (52-132%)*				*11/04/09 21:29*	*JLG*	*9J29036*	*8270C TCLP*
2-Fluorobiphenyl	*66 %*		*Surr Limits: (48-120%)*				*11/04/09 21:29*	*JLG*	*9J29036*	*8270C TCLP*
2-Fluorophenol	*40 %*		*Surr Limits: (20-120%)*				*11/04/09 21:29*	*JLG*	*9J29036*	*8270C TCLP*
Nitrobenzene-d5	*70 %*		*Surr Limits: (46-120%)*				*11/04/09 21:29*	*JLG*	*9J29036*	*8270C TCLP*
Phenol-d5	*30 %*		*Surr Limits: (16-120%)*				*11/04/09 21:29*	*JLG*	*9J29036*	*8270C TCLP*
p-Terphenyl-d14	*61 %*		*Surr Limits: (24-136%)*				*11/04/09 21:29*	*JLG*	*9J29036*	*8270C TCLP*
Polychlorinated Biphenyls by EPA Method 8082										
Aroclor 1016	ND		20	3.9	ug/kg dry	1.00	10/29/09 07:49	JxM	9J27113	8082
Aroclor 1221	ND		20	3.9	ug/kg dry	1.00	10/29/09 07:49	JxM	9J27113	8082
Aroclor 1232	ND		20	3.9	ug/kg dry	1.00	10/29/09 07:49	JxM	9J27113	8082
Aroclor 1242	ND		20	4.3	ug/kg dry	1.00	10/29/09 07:49	JxM	9J27113	8082
Aroclor 1248	**32**		20	3.9	ug/kg dry	1.00	10/29/09 07:49	JxM	9J27113	8082
Aroclor 1254	**34**		20	4.2	ug/kg dry	1.00	10/29/09 07:49	JxM	9J27113	8082
Aroclor 1260	**23**		20	4.2	ug/kg dry	1.00	10/29/09 07:49	JxM	9J27113	8082
Decachlorobiphenyl	*99 %*		*Surr Limits: (34-148%)*				*10/29/09 07:49*	*JxM*	*9J27113*	*8082*
Tetrachloro-m-xylene	*80 %*		*Surr Limits: (35-134%)*				*10/29/09 07:49*	*JxM*	*9J27113*	*8082*
TCLP Metals										
Arsenic	**0.0205**		0.0100	NR	mg/L	1.00	10/30/09 16:13	DAN	9J30011	6010B TCLP
Barium	**1.07**	B1, B	0.0020	NR	mg/L	1.00	10/30/09 16:13	DAN	9J30011	6010B TCLP
Cadmium	**0.0117**		0.0010	NR	mg/L	1.00	10/30/09 16:13	DAN	9J30011	6010B TCLP

Benchmark Environmental & Engineering Science
2558 Hamburg Turnpike, Suite 300
Lackawanna, NY 14218

Work Order: RSJ1421

Project: Benchmark - Solsil site
Project Number: TURN-0002

Received: 10/27/09
Reported: 11/16/09 12:03

Analytical Report

Analyte	Sample Result	Data Qualifiers	RL	MDL	Units	Dil Fac	Date Analyzed	Lab Tech	Batch	Method
Sample ID: RSJ1421-03 (S-PILE-D - Solid) - cont.						**Sampled: 10/26/09 15:30**		**Recvd: 10/27/09 11:15**		
TCLP Metals - cont.										
Chromium	**0.266**		0.0040	NR	mg/L	1.00	10/30/09 16:13	DAN	9J30011	6010B TCLP
Lead	**0.105**		0.0050	NR	mg/L	1.00	10/30/09 16:13	DAN	9J30011	6010B TCLP
Selenium	ND		0.0150	NR	mg/L	1.00	10/30/09 16:13	DAN	9J30011	6010B TCLP
Silver	ND		0.0030	NR	mg/L	1.00	10/30/09 16:13	DAN	9J30011	6010B TCLP
Mercury	ND		0.0002	NR	mg/L	1.00	10/30/09 14:25	MXM	9J30025	7470A TCLP
General Chemistry Parameters										
Percent Solids	**84**		0.010	NR	%	1.00	10/28/09 14:32	JRR	9J28028	Dry Weight
HCN Released From Waste	ND		10.0	0.0030	mg/kg	1.00	10/28/09 12:42	RJP	9J28089	Section 7.3
H2S Released From Waste	**10.0**		10.0	0.6	mg/kg	1.00	10/28/09 10:00	RJP	9J28091	Section 7.3
TCLP Extraction by EPA 1311										
Toxicity Characteristic Leaching Procedure	ND		NA	0.0	mg/L	1.00	10/29/09 14:00	EKD	9J28114	1311
Toxicity Characteristic Leaching Procedure	ND		NA	0.0	mg/L	1.00	10/29/09 14:00	EKD	9J28114	1311
Toxicity Characteristic Leaching Procedure	ND		NA	0.0	mg/L	1.00	10/29/09 14:00	EKD	9J28115	1311

Benchmark Environmental & Engineering Science
2558 Hamburg Turnpike, Suite 300
Lackawanna, NY 14218

Work Order: RSJ1421

Project: Benchmark - Solsil site
Project Number: TURN-0002

Received: 10/27/09
Reported: 11/16/09 12:03

Analytical Report

Analyte	Sample Result	Data Qualifiers	RL	MDL	Units	Dil Fac	Date Analyzed	Lab Tech	Batch	Method
Sample ID: RSJ1421-04 (W-STACK - Solid)						**Sampled: 10/26/09 12:05**		**Recvd: 10/27/09 11:15**		
TCLP Volatile Organic Compounds by EPA Method 1311/8260B										
1,1-Dichloroethene	ND	D07	0.010	0.0029	mg/L	10.0	10/30/09 01:50	NMD	9J29079	8260B TCLP
1,2-Dichloroethane	ND	D07	0.010	0.0021	mg/L	10.0	10/30/09 01:50	NMD	9J29079	8260B TCLP
2-Butanone	ND	D07	0.050	0.013	mg/L	10.0	10/30/09 01:50	NMD	9J29079	8260B TCLP
Benzene	ND	D07	0.010	0.0041	mg/L	10.0	10/30/09 01:50	NMD	9J29079	8260B TCLP
Carbon Tetrachloride	ND	D07	0.010	0.0027	mg/L	10.0	10/30/09 01:50	NMD	9J29079	8260B TCLP
Chlorobenzene	ND	D07	0.010	0.0032	mg/L	10.0	10/30/09 01:50	NMD	9J29079	8260B TCLP
Chloroform	ND	D07	0.010	0.0034	mg/L	10.0	10/30/09 01:50	NMD	9J29079	8260B TCLP
Tetrachloroethene	ND	D07	0.010	0.0036	mg/L	10.0	10/30/09 01:50	NMD	9J29079	8260B TCLP
Trichloroethene	ND	D07	0.010	0.0046	mg/L	10.0	10/30/09 01:50	NMD	9J29079	8260B TCLP
Vinyl chloride	ND	D07	0.010	0.0024	mg/L	10.0	10/30/09 01:50	NMD	9J29079	8260B TCLP
1,2-Dichloroethane-d4	*106 %*	*D07*	*Surr Limits: (66-137%)*				*10/30/09 01:50*	*NMD*	*9J29079*	*8260B TCLP*
4-Bromofluorobenzene	*93 %*	*D07*	*Surr Limits: (73-120%)*				*10/30/09 01:50*	*NMD*	*9J29079*	*8260B TCLP*
Toluene-d8	*100 %*	*D07*	*Surr Limits: (71-126%)*				*10/30/09 01:50*	*NMD*	*9J29079*	*8260B TCLP*
TCLP Semivolatile Compounds by EPA Method 1311/8270C										
1,4-Dichlorobenzene	ND		40	0.62	ug/L	1.00	11/05/09 11:17	MKP	9J29036	8270C TCLP
2,4,5-Trichlorophenol	ND		20	4.0	ug/L	1.00	11/05/09 11:17	MKP	9J29036	8270C TCLP
2,4,6-Trichlorophenol	ND		20	4.0	ug/L	1.00	11/05/09 11:17	MKP	9J29036	8270C TCLP
2,4-Dinitrotoluene	ND		20	1.8	ug/L	1.00	11/05/09 11:17	MKP	9J29036	8270C TCLP
2-Methylphenol	ND		20	0.91	ug/L	1.00	11/05/09 11:17	MKP	9J29036	8270C TCLP
3 & 4 Methylphenol	ND		40	2.3	ug/L	1.00	11/05/09 11:17	MKP	9J29036	8270C TCLP
Hexachlorobenzene	ND		20	1.8	ug/L	1.00	11/05/09 11:17	MKP	9J29036	8270C TCLP
Hexachlorobutadiene	ND		20	10	ug/L	1.00	11/05/09 11:17	MKP	9J29036	8270C TCLP
Hexachloroethane	ND		20	11	ug/L	1.00	11/05/09 11:17	MKP	9J29036	8270C TCLP
Nitrobenzene	ND		20	2.2	ug/L	1.00	11/05/09 11:17	MKP	9J29036	8270C TCLP
Pentachlorophenol	ND		40	21	ug/L	1.00	11/05/09 11:17	MKP	9J29036	8270C TCLP
Pyridine	ND		100	6.4	ug/L	1.00	11/05/09 11:17	MKP	9J29036	8270C TCLP
2,4,6-Tribromophenol	*81 %*		*Surr Limits: (52-132%)*				*11/05/09 11:17*	*MKP*	*9J29036*	*8270C TCLP*
2-Fluorobiphenyl	*72 %*		*Surr Limits: (48-120%)*				*11/05/09 11:17*	*MKP*	*9J29036*	*8270C TCLP*
2-Fluorophenol	*40 %*		*Surr Limits: (20-120%)*				*11/05/09 11:17*	*MKP*	*9J29036*	*8270C TCLP*
Nitrobenzene-d5	*72 %*		*Surr Limits: (46-120%)*				*11/05/09 11:17*	*MKP*	*9J29036*	*8270C TCLP*
Phenol-d5	*29 %*		*Surr Limits: (16-120%)*				*11/05/09 11:17*	*MKP*	*9J29036*	*8270C TCLP*
p-Terphenyl-d14	*70 %*		*Surr Limits: (24-136%)*				*11/05/09 11:17*	*MKP*	*9J29036*	*8270C TCLP*
Polychlorinated Biphenyls by EPA Method 8082										
Aroclor 1016	ND		21	4.0	ug/kg dry	1.00	10/29/09 08:04	JxM	9J27113	8082
Aroclor 1221	ND		21	4.0	ug/kg dry	1.00	10/29/09 08:04	JxM	9J27113	8082
Aroclor 1232	ND		21	4.0	ug/kg dry	1.00	10/29/09 08:04	JxM	9J27113	8082
Aroclor 1242	ND		21	4.5	ug/kg dry	1.00	10/29/09 08:04	JxM	9J27113	8082
Aroclor 1248	ND		21	4.0	ug/kg dry	1.00	10/29/09 08:04	JxM	9J27113	8082
Aroclor 1254	**11**	J	21	4.3	ug/kg dry	1.00	10/29/09 08:04	JxM	9J27113	8082
Aroclor 1260	**10**	J	21	4.3	ug/kg dry	1.00	10/29/09 08:04	JxM	9J27113	8082
Decachlorobiphenyl	*106 %*		*Surr Limits: (34-148%)*				*10/29/09 08:04*	*JxM*	*9J27113*	*8082*
Tetrachloro-m-xylene	*89 %*		*Surr Limits: (35-134%)*				*10/29/09 08:04*	*JxM*	*9J27113*	*8082*
TCLP Metals										
Arsenic	**0.178**		0.0100	NR	mg/L	1.00	10/30/09 18:13	DAN	9J30010	6010B TCLP
Barium	**0.312**	BT, B	0.0020	NR	mg/L	1.00	10/30/09 18:13	DAN	9J30010	6010B TCLP
Cadmium	**0.0418**		0.0010	NR	mg/L	1.00	10/30/09 18:13	DAN	9J30010	6010B TCLP

Benchmark Environmental & Engineering Science
2558 Hamburg Turnpike, Suite 300
Lackawanna, NY 14218

Work Order: RSJ1421

Project: Benchmark - Solsil site
Project Number: TURN-0002

Received: 10/27/09
Reported: 11/16/09 12:03

Analytical Report

Analyte	Sample Result	Data Qualifiers	RL	MDL	Units	Dil Fac	Date Analyzed	Lab Tech	Batch	Method
Sample ID: RSJ1421-04 (W-STACK - Solid) - cont.						**Sampled: 10/26/09 12:05**		**Recvd: 10/27/09 11:15**		
TCLP Metals - cont.										
Chromium	**0.0302**		0.0040	NR	mg/L	1.00	10/30/09 18:13	DAN	9J30010	6010B TCLP
Lead	**0.215**		0.0050	NR	mg/L	1.00	10/30/09 18:13	DAN	9J30010	6010B TCLP
Selenium	**0.0486**		0.0150	NR	mg/L	1.00	10/30/09 18:13	DAN	9J30010	6010B TCLP
Silver	**0.0066**		0.0030	NR	mg/L	1.00	10/30/09 18:13	DAN	9J30010	6010B TCLP
Mercury	ND		0.0002	NR	mg/L	1.00	10/30/09 14:18	MXM	9J30024	7470A TCLP
General Chemistry Parameters										
Percent Solids	**80**		0.010	NR	%	1.00	10/28/09 14:34	JRR	9J28028	Dry Weight
HCN Released From Waste	ND		10.0	0.0030	mg/kg	1.00	10/28/09 12:42	RJP	9J28089	Section 7.3
H2S Released From Waste	**10.0**		10.0	0.6	mg/kg	1.00	10/28/09 10:00	RJP	9J28091	Section 7.3
TCLP Extraction by EPA 1311										
Toxicity Characteristic Leaching Procedure	ND		NA	0.0	mg/L	1.00	10/29/09 14:00	EKD	9J28113	1311
Toxicity Characteristic Leaching Procedure	ND		NA	0.0	mg/L	1.00	10/29/09 14:00	EKD	9J28113	1311
Toxicity Characteristic Leaching Procedure	ND		NA	0.0	mg/L	1.00	10/29/09 14:00	EKD	9J28115	1311

Benchmark Environmental & Engineering Science
2558 Hamburg Turnpike, Suite 300
Lackawanna, NY 14218

Work Order: RSJ1421

Project: Benchmark - Solsil site
Project Number: TURN-0002

Received: 10/27/09
Reported: 11/16/09 12:03

SAMPLE EXTRACTION DATA

Parameter	Batch	Lab Number	Wt/Vol Extracte	Units	Extract Volume	Units	Date Prepared	Lab Tech	Extraction Method
General Chemistry Parameters									
9012A	9K02038	RSJ1421-01	0.46	g	50.00	mL	11/02/09 10:57	JMM	Cn Digestion
9012A	9K02038	RSJ1421-02	0.78	g	50.00	mL	11/02/09 10:57	JMM	Cn Digestion
Dry Weight	9J28028	RSJ1421-01	10.00	g	10.00	g	10/28/09 10:06	JRR	Dry Weight
Dry Weight	9J28028	RSJ1421-02	10.00	g	10.00	g	10/28/09 10:06	JRR	Dry Weight
Dry Weight	9J28028	RSJ1421-03	10.00	g	10.00	g	10/28/09 10:06	JRR	Dry Weight
Dry Weight	9J28028	RSJ1421-04	10.00	g	10.00	g	10/28/09 10:06	JRR	Dry Weight
Section 7.3	9J28091	RSJ1421-03	200.00	g	200.00	mL	10/28/09 10:00	RJP	Reactivity
Section 7.3	9J28091	RSJ1421-04	200.00	g	200.00	mL	10/28/09 10:00	RJP	Reactivity
Section 7.3	9J28089	RSJ1421-03	5.00	g	5.00	mL	10/28/09 12:42	RJP	Reactivity
Section 7.3	9J28089	RSJ1421-04	5.00	g	5.00	mL	10/28/09 12:42	RJP	Reactivity
Herbicides									
8151A	9J27084	RSJ1421-01	30.10	g	10.00	mL	10/27/09 16:35	EKD	8151A Solid Prep
8151A	9J27084	RSJ1421-02	30.28	g	10.00	mL	10/27/09 16:35	EKD	8151A Solid Prep
Organochlorine Pesticides by EPA Method 8081A									
8081A	9J27115	RSJ1421-01	30.13	g	10.00	mL	10/28/09 08:00	CXM	3550B GC
8081A	9J27115	RSJ1421-02	30.21	g	10.00	mL	10/28/09 08:00	CXM	3550B GC
Polychlorinated Biphenyls by EPA Method 8082									
8082	9J27113	RSJ1421-03	30.10	g	10.00	mL	10/28/09 08:00	CXM	3550B GC
8082	9J27113	RSJ1421-01	30.13	g	10.00	mL	10/28/09 08:00	CXM	3550B GC
8082	9J27113	RSJ1421-02	30.21	g	10.00	mL	10/28/09 08:00	CXM	3550B GC
8082	9J27113	RSJ1421-04	30.54	g	10.00	mL	10/28/09 08:00	CXM	3550B GC
Semivolatile Organics by GC/MS									
8270C	9J28063	RSJ1421-02	30.21	g	1.00	mL	10/29/09 08:00	CXM	3550B MB
8270C	9J28063	RSJ1421-01	30.68	g	1.00	mL	10/29/09 08:00	CXM	3550B MB
TCLP Extraction by EPA 1311									
1311	9J28115	RSJ1421-03	25.00	g	500.00	mL	10/29/09 14:00	EKD	TCLP ZHE 1311
1311	9J28115	RSJ1421-04	25.00	g	500.00	mL	10/29/09 14:00	EKD	TCLP ZHE 1311
1311	9J28114	RSJ1421-03	100.00	g	2,000.00	mL	10/29/09 14:00	LTT	TCLP Organics 1311
1311	9J28113	RSJ1421-04	100.00	g	2,000.00	mL	10/29/09 14:00	LTT	TCLP Organics 1311
TCLP Metals									
6010B TCLP	9J30011	RSJ1421-03	50.00	mL	50.00	mL	10/30/09 08:00	KCW	3010A
6010B TCLP	9J30010	RSJ1421-04	50.00	mL	50.00	mL	10/30/09 08:00	KCW	3010A
7470A TCLP	9J30025	RSJ1421-03	30.00	mL	50.00	mL	10/30/09 10:30	MXM	7470A
7470A TCLP	9J30024	RSJ1421-04	30.00	mL	50.00	mL	10/30/09 10:30	MXM	7470A
TCLP Semivolatile Compounds by EPA Method 1311/8270C									
8270C TCLP	9J29036	RSJ1421-03	250.00	mL	1.00	mL	10/29/09 15:00	KMB	3510C MB
8270C TCLP	9J29036	RSJ1421-04	250.00	mL	1.00	mL	10/29/09 15:00	KMB	3510C MB
TCLP Volatile Organic Compounds by EPA Method 1311/8260B									

TestAmerica
THE LEADER IN ENVIRONMENTAL TESTING

Benchmark Environmental & Engineering Science
2558 Hamburg Turnpike, Suite 300
Lackawanna, NY 14218

Work Order: RSJ1421

Project: Benchmark - Solsil site
Project Number: TURN-0002

Received: 10/27/09
Reported: 11/16/09 12:03

SAMPLE EXTRACTION DATA

Parameter	Batch	Lab Number	Wt/Vol Extracte	Units	Extract Volume	Units	Date Prepared	Lab Tech	Extraction Method
8260B TCLP	9J29079	RSJ1421-03	5.00	mL	5.00	mL	10/29/09 16:08	TRB	5030B MS TCLP
8260B TCLP	9J29079	RSJ1421-04	5.00	mL	5.00	mL	10/29/09 16:08	TRB	5030B MS TCLP
Total Metals by SW 846 Series Methods									
6010B	9J28067	RSJ1421-01	0.49	g	50.00	mL	10/29/09 08:40	KCW	3050B
6010B	9J28067	RSJ1421-02	0.51	g	50.00	mL	10/29/09 08:40	KCW	3050B
7471A	9J29104	RSJ1421-02RE1	0.59	g	50.00	mL	10/30/09 10:45	MXM	7471A_
7471A	9J29104	RSJ1421-01RE1	0.64	g	50.00	mL	10/30/09 10:45	MXM	7471A_
Volatile Organic Compounds by EPA 8260B									
8260B	9J29098	RSJ1421-02	5.07	g	5.00	mL	10/29/09 21:28	CDC	5030B MS
8260B	9J28038	RSJ1421-01	5.25	g	5.00	mL	10/28/09 10:45	PJQ	5030B MS

Benchmark Environmental & Engineering Science
2558 Hamburg Turnpike, Suite 300
Lackawanna, NY 14218

Work Order: RSJ1421

Project: Benchmark - Solsil site
Project Number: TURN-0002

Received: 10/27/09
Reported: 11/16/09 12:03

LABORATORY QC DATA

Analyte	Source Result	Spike Level	RL	MDL	Units	Result	% REC	% REC Limits	% RPD	RPD Limit	Data Qualifiers
Volatile Organic Compounds by EPA 8260B											
Blank Analyzed: 10/28/09 (Lab Number:9J28038-BLK1, Batch: 9J28038)											
1,1,1-Trichloroethane			5.0	0.36	ug/kg wet	ND					
1,1,2,2-Tetrachloroethane			5.0	0.81	ug/kg wet	ND					
1,1,2-Trichloroethane			5.0	0.25	ug/kg wet	ND					
1,1,2-Trichloro-1,2,2-trifluoroethane			5.0	2.5	ug/kg wet	ND					
1,1-Dichloroethane			5.0	0.25	ug/kg wet	ND					
1,1-Dichloroethene			5.0	0.61	ug/kg wet	ND					
1,2,4-Trichlorobenzene			5.0	0.30	ug/kg wet	ND					
1,2,4-Trimethylbenzene			5.0	0.36	ug/kg wet	ND					
1,2-Dibromo-3-chloropropane			5.0	2.5	ug/kg wet	ND					
1,2-Dibromoethane			5.0	0.19	ug/kg wet	ND					
1,2-Dichlorobenzene			5.0	0.39	ug/kg wet	ND					
1,2-Dichloroethane			5.0	0.25	ug/kg wet	ND					
1,2-Dichloropropane			5.0	2.5	ug/kg wet	ND					
1,3,5-Trimethylbenzene			5.0	0.32	ug/kg wet	ND					
1,3-Dichlorobenzene			5.0	0.26	ug/kg wet	ND					
1,4-Dichlorobenzene			5.0	0.70	ug/kg wet	ND					
2-Butanone			25	1.8	ug/kg wet	ND					
2-Hexanone			25	1.7	ug/kg wet	ND					
p-Cymene			5.0	0.40	ug/kg wet	ND					
4-Methyl-2-pentanone			25	1.6	ug/kg wet	ND					
Acetone			25	1.1	ug/kg wet	ND					
Benzene			5.0	0.24	ug/kg wet	ND					
Bromodichloromethane			5.0	0.26	ug/kg wet	ND					
Bromoform			5.0	2.5	ug/kg wet	ND					
Bromomethane			5.0	1.1	ug/kg wet	ND					
Carbon disulfide			5.0	0.43	ug/kg wet	ND					
Carbon Tetrachloride			5.0	0.48	ug/kg wet	ND					
Chlorobenzene			5.0	0.66	ug/kg wet	ND					
Dibromochloromethane			5.0	0.28	ug/kg wet	ND					
Chloroethane			5.0	2.1	ug/kg wet	ND					
Chloroform			5.0	0.31	ug/kg wet	ND					
Chloromethane			5.0	0.30	ug/kg wet	ND					
cis-1,2-Dichloroethene			5.0	0.25	ug/kg wet	ND					
cis-1,3-Dichloropropene			5.0	0.28	ug/kg wet	ND					
Cyclohexane			5.0	0.23	ug/kg wet	1.5					J
Dichlorodifluoromethane			5.0	0.41	ug/kg wet	ND					

Benchmark Environmental & Engineering Science
2558 Hamburg Turnpike, Suite 300
Lackawanna, NY 14218

Work Order: RSJ1421

Project: Benchmark - Solsil site
Project Number: TURN-0002

Received: 10/27/09
Reported: 11/16/09 12:03

LABORATORY QC DATA

Analyte	Source Result	Spike Level	RL	MDL	Units	Result	% REC	% REC Limits	% RPD	RPD Limit	Data Qualifiers
Volatile Organic Compounds by EPA 8260B											
Blank Analyzed: 10/28/09 (Lab Number:9J28038-BLK1, Batch: 9J28038)											
Ethylbenzene			5.0	0.34	ug/kg wet	ND					
Isopropylbenzene			5.0	0.75	ug/kg wet	ND					
Methyl Acetate			5.0	0.27	ug/kg wet	ND					
Methyl-t-Butyl Ether (MTBE)			5.0	0.49	ug/kg wet	ND					
Methylcyclohexane			5.0	0.32	ug/kg wet	ND					
Methylene Chloride			5.0	0.99	ug/kg wet	3.2					J
m-Xylene & p-Xylene			10	0.84	ug/kg wet	ND					
n-Butylbenzene			5.0	0.44	ug/kg wet	ND					
n-Propylbenzene			5.0	0.40	ug/kg wet	ND					
o-Xylene			5.0	0.65	ug/kg wet	ND					
sec-Butylbenzene			5.0	0.44	ug/kg wet	ND					
Styrene			5.0	0.25	ug/kg wet	ND					
Tetrachloroethene			5.0	0.67	ug/kg wet	ND					
Toluene			5.0	0.38	ug/kg wet	ND					
trans-1,2-Dichloroethene			5.0	0.52	ug/kg wet	ND					
trans-1,3-Dichloropropene			5.0	0.24	ug/kg wet	ND					
Trichloroethene			5.0	0.34	ug/kg wet	ND					
Trichlorofluoromethane			5.0	0.47	ug/kg wet	ND					
Vinyl chloride			10	0.61	ug/kg wet	ND					
Xylenes, total			10	0.84	ug/kg wet	ND					
Surrogate: 1,2-Dichloroethane-d4					*ug/kg wet*		*101*	*64-126*			
Surrogate: 4-Bromofluorobenzene					*ug/kg wet*		*113*	*72-126*			
Surrogate: Toluene-d8					*ug/kg wet*		*115*	*71-125*			
LCS Analyzed: 10/28/09 (Lab Number:9J28038-BS1, Batch: 9J28038)											
1,1,1,2-Tetrachloroethane		50.0	5.0	0.36	ug/kg wet	49.0	98	74-127			
1,1,1-Trichloroethane		50.0	5.0	0.36	ug/kg wet	48.7	97	77-121			
1,1,2,2-Tetrachloroethane		50.0	5.0	0.81	ug/kg wet	48.9	98	80-120			
1,1,2-Trichloroethane		50.0	5.0	0.25	ug/kg wet	51.9	104	78-122			
1,1,2-Trichloro-1,2,2-trifluoroethane		50.0	5.0	2.5	ug/kg wet	55.0	110	60-140			
1,1-Dichloroethane		50.0	5.0	0.25	ug/kg wet	49.9	100	79-126			
1,1-Dichloroethene		50.0	5.0	0.61	ug/kg wet	54.1	108	65-153			
1,1-Dichloropropene		50.0	5.0	0.29	ug/kg wet	50.7	101	72-128			
1,1-Dimethoxyethane			25	2.0	ug/kg wet	ND					
1,2,3-Trichlorobenzene		50.0	5.0	0.53	ug/kg wet	49.2	98	60-120			

Benchmark Environmental & Engineering Science
2558 Hamburg Turnpike, Suite 300
Lackawanna, NY 14218

Work Order: RSJ1421

Project: Benchmark - Solsil site
Project Number: TURN-0002

Received: 10/27/09
Reported: 11/16/09 12:03

LABORATORY QC DATA

Analyte	Source Result	Spike Level	RL	MDL	Units	Result	% REC	% REC Limits	% RPD	RPD Limit	Data Qualifiers
Volatile Organic Compounds by EPA 8260B											
LCS Analyzed: 10/28/09 (Lab Number:9J28038-BS1, Batch: 9J28038)											
1,2,3-Trichloropropane		50.0	5.0	0.51	ug/kg wet	45.9	92	73-128			
1,2,3-Trimethylbenzene			5.0	1.0	ug/kg wet	ND					
1,2,4-Trichlorobenzene		50.0	5.0	0.30	ug/kg wet	48.8	98	64-120			
1,2,4-Trimethylbenzene		50.0	5.0	0.36	ug/kg wet	49.2	98	74-120			
1,2-Dibromo-3-chloropropane		50.0	5.0	2.5	ug/kg wet	38.0	76	63-124			
1,2-Dibromoethane		50.0	5.0	0.19	ug/kg wet	52.2	104	78-120			
1,2-Dichlorobenzene		50.0	5.0	0.39	ug/kg wet	49.9	100	75-120			
1,2-Dichloroethane		50.0	5.0	0.25	ug/kg wet	51.3	103	77-122			
1,2-Dichloroethene, Total		100	10	2.6	ug/kg wet	101	101	82-120			
1,2-Dichloropropane		50.0	5.0	2.5	ug/kg wet	48.3	97	75-124			
1,3,5-Trimethylbenzene		50.0	5.0	0.32	ug/kg wet	49.1	98	74-120			
1,3-Dichlorobenzene		50.0	5.0	0.26	ug/kg wet	49.4	99	74-120			
1,3-Dichloropropane		50.0	5.0	0.30	ug/kg wet	51.9	104	72-127			
1,4-Dichlorobenzene		50.0	5.0	0.70	ug/kg wet	49.9	100	73-120			
2-Butanone		250	25	1.8	ug/kg wet	255	102	70-134			
2-Hexanone		250	25	1.7	ug/kg wet	258	103	59-130			
p-Cymene		50.0	5.0	0.40	ug/kg wet	48.1	96	74-120			
4-Methyl-2-pentanone		250	25	1.6	ug/kg wet	259	104	65-133			
Acetone		250	25	1.1	ug/kg wet	276	110	61-137			
Acrylonitrile		250	100	2.1	ug/kg wet	262	105	65-134			
Benzene		50.0	5.0	0.24	ug/kg wet	49.8	100	79-127			
Bromochloromethane		50.0	5.0	0.36	ug/kg wet	52.5	105	75-134			
Bromodichloromethane		50.0	5.0	0.26	ug/kg wet	45.3	91	80-122			
Bromoform		50.0	5.0	2.5	ug/kg wet	44.1	88	68-126			
Bromomethane		50.0	5.0	1.1	ug/kg wet	68.0	136	37-149			
Carbon disulfide		50.0	5.0	0.43	ug/kg wet	49.6	99	64-131			
Carbon Tetrachloride		50.0	5.0	0.48	ug/kg wet	46.2	92	75-135			
Chlorobenzene		50.0	5.0	0.66	ug/kg wet	51.8	104	76-124			
Dibromochloromethane		50.0	5.0	0.28	ug/kg wet	47.4	95	76-125			
Chloroethane		50.0	5.0	2.1	ug/kg wet	69.2	138	69-135			L1
Chloroform		50.0	5.0	0.31	ug/kg wet	50.0	100	80-118			
Chloromethane		50.0	5.0	0.30	ug/kg wet	55.6	111	63-127			
cis-1,2-Dichloroethene		50.0	5.0	0.25	ug/kg wet	50.8	102	81-117			
cis-1,3-Dichloropropene		50.0	5.0	0.28	ug/kg wet	48.2	96	82-120			
Cyclohexane		50.0	5.0	0.23	ug/kg wet	48.8	98	70-130			B
Dibromomethane		50.0	5.0	0.52	ug/kg wet	50.3	101	73-130			
Dichlorodifluoromethane		50.0	5.0	0.41	ug/kg wet	57.4	115	57-142			

Benchmark Environmental & Engineering Science
2558 Hamburg Turnpike, Suite 300
Lackawanna, NY 14218

Work Order: RSJ1421

Project: Benchmark - Solsil site
Project Number: TURN-0002

Received: 10/27/09
Reported: 11/16/09 12:03

LABORATORY QC DATA

Analyte	Source Result	Spike Level	RL	MDL	Units	Result	% REC	% REC Limits	% RPD	RPD Limit	Data Qualifiers
Volatile Organic Compounds by EPA 8260B											
LCS Analyzed: 10/28/09 (Lab Number:9J28038-BS1, Batch: 9J28038)											
Ethylbenzene		50.0	5.0	0.34	ug/kg wet	51.5	103	80-120			
Iodomethane		50.0	5.0	0.24	ug/kg wet	40.7	81	59-149			
Isopropylbenzene		50.0	5.0	0.75	ug/kg wet	50.2	100	72-120			
Methyl Acetate		50.0	5.0	0.27	ug/kg wet	48.3	97	60-140			
Methyl-t-Butyl Ether (MTBE)		50.0	5.0	0.49	ug/kg wet	53.1	106	63-125			
Methylcyclohexane		50.0	5.0	0.32	ug/kg wet	47.8	96	60-140			
Methylene Chloride		50.0	5.0	0.99	ug/kg wet	50.2	100	61-127			B
m-Xylene & p-Xylene		100	10	0.84	ug/kg wet	104	104	70-130			
n-Butylbenzene		50.0	5.0	0.44	ug/kg wet	47.2	94	70-120			
n-Propylbenzene		50.0	5.0	0.40	ug/kg wet	47.9	96	70-130			
o-Xylene		50.0	5.0	0.65	ug/kg wet	51.5	103	70-130			
sec-Butylbenzene		50.0	5.0	0.44	ug/kg wet	52.3	105	74-120			
Styrene		50.0	5.0	0.25	ug/kg wet	58.9	118	80-120			
tert-Butylbenzene		50.0	5.0	0.52	ug/kg wet	49.6	99	73-120			
Tetrachloroethene		50.0	5.0	0.67	ug/kg wet	53.9	108	74-122			
Toluene		50.0	5.0	0.38	ug/kg wet	51.6	103	74-128			
trans-1,2-Dichloroethene		50.0	5.0	0.52	ug/kg wet	50.2	100	78-126			
trans-1,3-Dichloropropene		50.0	5.0	0.24	ug/kg wet	49.5	99	73-123			
trans-1,4-Dichloro-2-butene		250	25	1.4	ug/kg wet	158	63	38-155			
Trichloroethene		50.0	5.0	0.34	ug/kg wet	50.9	102	77-129			
Trichlorofluoromethane		50.0	5.0	0.47	ug/kg wet	59.2	118	65-146			
Vinyl acetate		250	25	1.0	ug/kg wet	239	96	53-134			
Vinyl chloride		50.0	10	0.61	ug/kg wet	57.0	114	61-133			
Xylenes, total		150	10	0.84	ug/kg wet	155	104	80-120			
Surrogate: 1,2-Dichloroethane-d4					*ug/kg wet*		*110*	*64-126*			
Surrogate: 4-Bromofluorobenzene					*ug/kg wet*		*119*	*72-126*			
Surrogate: Toluene-d8					*ug/kg wet*		*120*	*71-125*			
Volatile Organic Compounds by EPA 8260B											
Blank Analyzed: 10/29/09 (Lab Number:9J29098-BLK1, Batch: 9J29098)											
1,1,1-Trichloroethane			5.0	0.36	ug/kg wet	ND					
1,1,2,2-Tetrachloroethane			5.0	0.81	ug/kg wet	ND					
1,1,2-Trichloroethane			5.0	0.25	ug/kg wet	ND					
1,1,2-Trichloro-1,2,2-trifluoroethane			5.0	2.5	ug/kg wet	ND					

Benchmark Environmental & Engineering Science
2558 Hamburg Turnpike, Suite 300
Lackawanna, NY 14218

Work Order: RSJ1421

Project: Benchmark - Solsil site
Project Number: TURN-0002

Received: 10/27/09
Reported: 11/16/09 12:03

LABORATORY QC DATA

Analyte	Source Result	Spike Level	RL	MDL	Units	Result	% REC	% REC Limits	% RPD	RPD Limit	Data Qualifiers
Volatile Organic Compounds by EPA 8260B											
Blank Analyzed: 10/29/09 (Lab Number:9J29098-BLK1, Batch: 9J29098)											
1,1-Dichloroethane			5.0	0.25	ug/kg wet	ND					
1,1-Dichloroethene			5.0	0.61	ug/kg wet	ND					
1,2,4-Trichlorobenzene			5.0	0.30	ug/kg wet	ND					
1,2,4-Trimethylbenzene			5.0	0.36	ug/kg wet	ND					
1,2-Dibromo-3-chloroprop ane			5.0	2.5	ug/kg wet	ND					
1,2-Dibromoethane			5.0	0.19	ug/kg wet	ND					
1,2-Dichlorobenzene			5.0	0.39	ug/kg wet	ND					
1,2-Dichloroethane			5.0	0.25	ug/kg wet	ND					
1,2-Dichloropropane			5.0	2.5	ug/kg wet	ND					
1,3,5-Trimethylbenzene			5.0	0.32	ug/kg wet	ND					
1,3-Dichlorobenzene			5.0	0.26	ug/kg wet	ND					
1,4-Dichlorobenzene			5.0	0.70	ug/kg wet	ND					
2-Butanone			25	1.8	ug/kg wet	ND					
2-Hexanone			25	1.7	ug/kg wet	ND					
p-Cymene			5.0	0.40	ug/kg wet	ND					
4-Methyl-2-pentanone			25	1.6	ug/kg wet	ND					
Acetone			25	1.1	ug/kg wet	ND					
Benzene			5.0	0.24	ug/kg wet	ND					
Bromodichloromethane			5.0	0.26	ug/kg wet	ND					
Bromoform			5.0	2.5	ug/kg wet	ND					
Bromomethane			5.0	1.1	ug/kg wet	ND					
Carbon disulfide			5.0	0.43	ug/kg wet	ND					
Carbon Tetrachloride			5.0	0.48	ug/kg wet	ND					
Chlorobenzene			5.0	0.66	ug/kg wet	ND					
Dibromochloromethane			5.0	0.28	ug/kg wet	ND					
Chloroethane			5.0	2.1	ug/kg wet	ND					
Chloroform			5.0	0.31	ug/kg wet	ND					
Chloromethane			5.0	0.30	ug/kg wet	ND					
cis-1,2-Dichloroethene			5.0	0.25	ug/kg wet	ND					
cis-1,3-Dichloropropene			5.0	0.28	ug/kg wet	ND					
Cyclohexane			5.0	0.23	ug/kg wet	1.1					J
Dichlorodifluoromethane			5.0	0.41	ug/kg wet	ND					
Ethylbenzene			5.0	0.34	ug/kg wet	ND					
Isopropylbenzene			5.0	0.75	ug/kg wet	ND					
Methyl Acetate			5.0	0.27	ug/kg wet	ND					
Methyl-t-Butyl Ether (MTBE)			5.0	0.49	ug/kg wet	ND					
Methylcyclohexane			5.0	0.32	ug/kg wet	ND					

Benchmark Environmental & Engineering Science
2558 Hamburg Turnpike, Suite 300
Lackawanna, NY 14218

Work Order: RSJ1421

Project: Benchmark - Solsil site
Project Number: TURN-0002

Received: 10/27/09
Reported: 11/16/09 12:03

LABORATORY QC DATA

Analyte	Source Result	Spike Level	RL	MDL	Units	Result	% REC	% REC Limits	% RPD	RPD Limit	Data Qualifiers
Volatile Organic Compounds by EPA 8260B											
Blank Analyzed: 10/29/09 (Lab Number:9J29098-BLK1, Batch: 9J29098)											
Methylene Chloride			5.0	0.99	ug/kg wet	2.2					J
m-Xylene & p-Xylene			10	0.84	ug/kg wet	ND					
n-Butylbenzene			5.0	0.44	ug/kg wet	ND					
n-Propylbenzene			5.0	0.40	ug/kg wet	ND					
o-Xylene			5.0	0.65	ug/kg wet	ND					
sec-Butylbenzene			5.0	0.44	ug/kg wet	ND					
Styrene			5.0	0.25	ug/kg wet	ND					
Tetrachloroethene			5.0	0.67	ug/kg wet	ND					
Toluene			5.0	0.38	ug/kg wet	ND					
trans-1,2-Dichloroethene			5.0	0.52	ug/kg wet	ND					
trans-1,3-Dichloropropene			5.0	0.24	ug/kg wet	ND					
Trichloroethene			5.0	0.34	ug/kg wet	ND					
Trichlorofluoromethane			5.0	0.47	ug/kg wet	ND					
Vinyl chloride			10	0.61	ug/kg wet	ND					
Xylenes, total			10	0.84	ug/kg wet	ND					
Surrogate: 1,2-Dichloroethane-d4					*ug/kg wet*		*98*	*64-126*			
Surrogate: 4-Bromofluorobenzene					*ug/kg wet*		*112*	*72-126*			
Surrogate: Toluene-d8					*ug/kg wet*		*114*	*71-125*			
LCS Analyzed: 10/29/09 (Lab Number:9J29098-BS1, Batch: 9J29098)											
1,1,1,2-Tetrachloroethane		50.0	5.0	0.36	ug/kg wet	49.4	99	74-127			
1,1,1-Trichloroethane		50.0	5.0	0.36	ug/kg wet	50.1	100	77-121			
1,1,2,2-Tetrachloroethane		50.0	5.0	0.81	ug/kg wet	46.3	93	80-120			
1,1,2-Trichloroethane		50.0	5.0	0.25	ug/kg wet	49.5	99	78-122			
1,1,2-Trichloro-1,2,2-trifluoroethane		50.0	5.0	2.5	ug/kg wet	57.3	115	60-140			
1,1-Dichloroethane		50.0	5.0	0.25	ug/kg wet	51.1	102	79-126			
1,1-Dichloroethene		50.0	5.0	0.61	ug/kg wet	58.6	117	65-153			
1,1-Dichloropropene		50.0	5.0	0.29	ug/kg wet	52.5	105	72-128			
1,1-Dimethoxyethane			25	2.0	ug/kg wet	ND					
1,2,3-Trichlorobenzene		50.0	5.0	0.53	ug/kg wet	47.9	96	60-120			
1,2,3-Trichloropropane		50.0	5.0	0.51	ug/kg wet	43.8	88	73-128			
1,2,3-Trimethylbenzene			5.0	1.0	ug/kg wet	ND					
1,2,4-Trichlorobenzene		50.0	5.0	0.30	ug/kg wet	49.0	98	64-120			
1,2,4-Trimethylbenzene		50.0	5.0	0.36	ug/kg wet	49.8	100	74-120			
1,2-Dibromo-3-chloropropane		50.0	5.0	2.5	ug/kg wet	37.7	75	63-124			

Benchmark Environmental & Engineering Science
2558 Hamburg Turnpike, Suite 300
Lackawanna, NY 14218

Work Order: RSJ1421

Project: Benchmark - Solsil site
Project Number: TURN-0002

Received: 10/27/09
Reported: 11/16/09 12:03

LABORATORY QC DATA

Analyte	Source Result	Spike Level	RL	MDL	Units	Result	% REC	% REC Limits	% RPD	RPD Limit	Data Qualifiers
Volatile Organic Compounds by EPA 8260B											
LCS Analyzed: 10/29/09 (Lab Number:9J29098-BS1, Batch: 9J29098)											
1,2-Dibromoethane		50.0	5.0	0.19	ug/kg wet	50.0	100	78-120			
1,2-Dichlorobenzene		50.0	5.0	0.39	ug/kg wet	49.1	98	75-120			
1,2-Dichloroethane		50.0	5.0	0.25	ug/kg wet	50.5	101	77-122			
1,2-Dichloroethene, Total		100	10	2.6	ug/kg wet	103	103	82-120			
1,2-Dichloropropane		50.0	5.0	2.5	ug/kg wet	48.7	97	75-124			
1,3,5-Trimethylbenzene		50.0	5.0	0.32	ug/kg wet	49.8	100	74-120			
1,3-Dichlorobenzene		50.0	5.0	0.26	ug/kg wet	49.4	99	74-120			
1,3-Dichloropropane		50.0	5.0	0.30	ug/kg wet	50.1	100	72-127			
1,4-Dichlorobenzene		50.0	5.0	0.70	ug/kg wet	50.1	100	73-120			
2-Butanone		250	25	1.8	ug/kg wet	235	94	70-134			
2-Hexanone		250	25	1.7	ug/kg wet	234	94	59-130			
p-Cymene		50.0	5.0	0.40	ug/kg wet	48.9	98	74-120			
4-Methyl-2-pentanone		250	25	1.6	ug/kg wet	240	96	65-133			
Acetone		250	25	1.1	ug/kg wet	260	104	61-137			
Acrylonitrile		250	100	2.1	ug/kg wet	244	97	65-134			
Benzene		50.0	5.0	0.24	ug/kg wet	50.6	101	79-127			
Bromochloromethane		50.0	5.0	0.36	ug/kg wet	52.2	104	75-134			
Bromodichloromethane		50.0	5.0	0.26	ug/kg wet	45.6	91	80-122			
Bromoform		50.0	5.0	2.5	ug/kg wet	42.8	86	68-126			
Bromomethane		50.0	5.0	1.1	ug/kg wet	57.7	115	37-149			
Carbon disulfide		50.0	5.0	0.43	ug/kg wet	49.5	99	64-131			
Carbon Tetrachloride		50.0	5.0	0.48	ug/kg wet	48.1	96	75-135			
Chlorobenzene		50.0	5.0	0.66	ug/kg wet	51.6	103	76-124			
Dibromochloromethane		50.0	5.0	0.28	ug/kg wet	46.2	92	76-125			
Chloroethane		50.0	5.0	2.1	ug/kg wet	73.9	148	69-135			L
Chloroform		50.0	5.0	0.31	ug/kg wet	50.6	101	80-118			
Chloromethane		50.0	5.0	0.30	ug/kg wet	56.5	113	63-127			
cis-1,2-Dichloroethene		50.0	5.0	0.25	ug/kg wet	51.4	103	81-117			
cis-1,3-Dichloropropene		50.0	5.0	0.28	ug/kg wet	47.8	96	82-120			
Cyclohexane		50.0	5.0	0.23	ug/kg wet	49.7	99	70-130			B
Dibromomethane		50.0	5.0	0.52	ug/kg wet	49.4	99	73-130			
Dichlorodifluoromethane		50.0	5.0	0.41	ug/kg wet	59.0	118	57-142			
Ethylbenzene		50.0	5.0	0.34	ug/kg wet	51.8	104	80-120			
Iodomethane		50.0	5.0	0.24	ug/kg wet	39.3	79	59-149			
Isopropylbenzene		50.0	5.0	0.75	ug/kg wet	50.8	102	72-120			
Methyl Acetate		50.0	5.0	0.27	ug/kg wet	44.2	88	60-140			
Methyl-t-Butyl Ether (MTBE)		50.0	5.0	0.49	ug/kg wet	50.8	102	63-125			

Benchmark Environmental & Engineering Science
2558 Hamburg Turnpike, Suite 300
Lackawanna, NY 14218

Work Order: RSJ1421

Project: Benchmark - Solsil site
Project Number: TURN-0002

Received: 10/27/09
Reported: 11/16/09 12:03

LABORATORY QC DATA

Analyte	Source Result	Spike Level	RL	MDL	Units	Result	% REC	% REC Limits	% RPD	RPD Limit	Data Qualifiers
Volatile Organic Compounds by EPA 8260B											
LCS Analyzed: 10/29/09 (Lab Number:9J29098-BS1, Batch: 9J29098)											
Methylcyclohexane		50.0	5.0	0.32	ug/kg wet	48.8	98	60-140			
Methylene Chloride		50.0	5.0	0.99	ug/kg wet	49.5	99	61-127			B
m-Xylene & p-Xylene		100	10	0.84	ug/kg wet	105	105	70-130			
n-Butylbenzene		50.0	5.0	0.44	ug/kg wet	48.2	96	70-120			
n-Propylbenzene		50.0	5.0	0.40	ug/kg wet	48.8	98	70-130			
o-Xylene		50.0	5.0	0.65	ug/kg wet	51.7	103	70-130			
sec-Butylbenzene		50.0	5.0	0.44	ug/kg wet	53.3	107	74-120			
Styrene		50.0	5.0	0.25	ug/kg wet	58.6	117	80-120			
tert-Butylbenzene		50.0	5.0	0.52	ug/kg wet	50.4	101	73-120			
Tetrachloroethene		50.0	5.0	0.67	ug/kg wet	54.1	108	74-122			
Toluene		50.0	5.0	0.38	ug/kg wet	51.6	103	74-128			
trans-1,2-Dichloroethene		50.0	5.0	0.52	ug/kg wet	51.5	103	78-126			
trans-1,3-Dichloropropene		50.0	5.0	0.24	ug/kg wet	48.3	97	73-123			
trans-1,4-Dichloro-2-butene		250	25	1.4	ug/kg wet	148	59	38-155			
Trichloroethene		50.0	5.0	0.34	ug/kg wet	51.1	102	77-129			
Trichlorofluoromethane		50.0	5.0	0.47	ug/kg wet	64.0	128	65-146			
Vinyl acetate		250	25	1.0	ug/kg wet	228	91	53-134			
Vinyl chloride		50.0	10	0.61	ug/kg wet	57.4	115	61-133			
Xylenes, total		150	10	0.84	ug/kg wet	157	104	80-120			
Surrogate: 1,2-Dichloroethane-d4					*ug/kg wet*		*101*	*64-126*			
Surrogate: 4-Bromofluorobenzene					*ug/kg wet*		*110*	*72-126*			
Surrogate: Toluene-d8					*ug/kg wet*		*111*	*71-125*			

Benchmark Environmental & Engineering Science
2558 Hamburg Turnpike, Suite 300
Lackawanna, NY 14218

Work Order: RSJ1421

Project: Benchmark - Solsil site
Project Number: TURN-0002

Received: 10/27/09
Reported: 11/16/09 12:03

LABORATORY QC DATA

Analyte	Source Result	Spike Level	RL	MDL	Units	Result	% REC	% REC Limits	% RPD	RPD Limit	Data Qualifiers
TCLP Volatile Organic Compounds by EPA Method 1311/8260B											
Blank Analyzed: 10/29/09 (Lab Number:9J29079-BLK1, Batch: 9J29079)											
1,1-Dichloroethene			0.010	0.0029	mg/L	ND					D07
1,2-Dichloroethane			0.010	0.0021	mg/L	ND					D07
2-Butanone			0.050	0.013	mg/L	ND					D07
Benzene			0.010	0.0041	mg/L	ND					D07
Carbon Tetrachloride			0.010	0.0027	mg/L	ND					D07
Chlorobenzene			0.010	0.0032	mg/L	ND					D07
Chloroform			0.010	0.0034	mg/L	ND					D07
Tetrachloroethene			0.010	0.0036	mg/L	ND					D07
Trichloroethene			0.010	0.0046	mg/L	ND					D07
Vinyl chloride			0.010	0.0024	mg/L	ND					D07
Surrogate: 1,2-Dichloroethane-d4					*mg/L*		*108*	*66-137*			*D07*
Surrogate: 4-Bromofluorobenzene					*mg/L*		*94*	*73-120*			*D07*
Surrogate: Toluene-d8					*mg/L*		*99*	*71-126*			*D07*
LCS Analyzed: 10/29/09 (Lab Number:9J29079-BS1, Batch: 9J29079)											
1,1-Dichloroethene		0.0250	0.0010	0.00029	mg/L	0.0206	83	65-138			
1,2-Dichloroethane		0.0250	0.0010	0.00021	mg/L	0.0246	99	75-127			
2-Butanone		0.125	0.0050	0.0013	mg/L	0.129	103	57-140			
Benzene		0.0250	0.0010	0.00041	mg/L	0.0215	86	71-124			
Carbon Tetrachloride		0.0250	0.0010	0.00027	mg/L	0.0260	104	72-134			
Chlorobenzene		0.0250	0.0010	0.00032	mg/L	0.0224	90	72-120			
Chloroform		0.0250	0.0010	0.00034	mg/L	0.0229	91	73-127			
Tetrachloroethene		0.0250	0.0010	0.00036	mg/L	0.0234	94	74-122			
Trichloroethene		0.0250	0.0010	0.00046	mg/L	0.0227	91	74-123			
Vinyl chloride		0.0250	0.0010	0.00024	mg/L	0.0233	93	65-133			
Surrogate: 1,2-Dichloroethane-d4					*mg/L*		*106*	*66-137*			
Surrogate: 4-Bromofluorobenzene					*mg/L*		*100*	*73-120*			
Surrogate: Toluene-d8					*mg/L*		*99*	*71-126*			

Benchmark Environmental & Engineering Science
2558 Hamburg Turnpike, Suite 300
Lackawanna, NY 14218

Work Order: RSJ1421

Project: Benchmark - Solsil site
Project Number: TURN-0002

Received: 10/27/09
Reported: 11/16/09 12:03

LABORATORY QC DATA

Analyte	Source Result	Spike Level	RL	MDL	Units	Result	% REC	% REC Limits	% RPD	RPD Limit	Data Qualifiers
Semivolatile Organics by GC/MS											
Blank Analyzed: 10/31/09 (Lab Number:9J28063-BLK1, Batch: 9J28063)											
2,4,5-Trichlorophenol			170	37	ug/kg wet	ND					
2,4,6-Trichlorophenol			170	11	ug/kg wet	ND					
2,4-Dichlorophenol			170	8.8	ug/kg wet	ND					
2,4-Dimethylphenol			170	45	ug/kg wet	ND					
2,4-Dinitrophenol			330	59	ug/kg wet	ND					
2,4-Dinitrotoluene			170	26	ug/kg wet	ND					
2,6-Dinitrotoluene			170	41	ug/kg wet	ND					
2-Chloronaphthalene			170	11	ug/kg wet	ND					
2-Chlorophenol			170	8.5	ug/kg wet	ND					
2-Methylnaphthalene			170	2.0	ug/kg wet	ND					
2-Methylphenol			170	5.2	ug/kg wet	ND					
2-Nitroaniline			330	54	ug/kg wet	ND					
2-Nitrophenol			170	7.7	ug/kg wet	ND					
3,3'-Dichlorobenzidine			170	150	ug/kg wet	ND					
3-Nitroaniline			330	39	ug/kg wet	ND					
4,6-Dinitro-2-methylphenol			330	58	ug/kg wet	ND					
4-Bromophenyl phenyl ether			170	53	ug/kg wet	ND					
4-Chloro-3-methylphenol			170	6.9	ug/kg wet	ND					
4-Chloroaniline			170	49	ug/kg wet	ND					
4-Chlorophenyl phenyl ether			170	3.6	ug/kg wet	ND					
4-Methylphenol			170	9.3	ug/kg wet	ND					
4-Nitroaniline			330	19	ug/kg wet	ND					
4-Nitrophenol			330	41	ug/kg wet	ND					
Acenaphthene			170	2.0	ug/kg wet	ND					
Acenaphthylene			170	1.4	ug/kg wet	ND					
Acetophenone			170	8.6	ug/kg wet	ND					
Anthracene			170	4.3	ug/kg wet	ND					
Atrazine			170	7.5	ug/kg wet	ND					
Benzaldehyde			170	18	ug/kg wet	ND					
Benzo(a)anthracene			170	2.9	ug/kg wet	ND					
Benzo(a)pyrene			170	4.0	ug/kg wet	ND					
Benzo(b)fluoranthene			170	3.3	ug/kg wet	ND					
Benzo(ghi)perylene			170	2.0	ug/kg wet	ND					
Benzo(k)fluoranthene			170	1.8	ug/kg wet	ND					
Biphenyl			170	10	ug/kg wet	ND					

Benchmark Environmental & Engineering Science
2558 Hamburg Turnpike, Suite 300
Lackawanna, NY 14218

Work Order: RSJ1421

Project: Benchmark - Solsil site
Project Number: TURN-0002

Received: 10/27/09
Reported: 11/16/09 12:03

LABORATORY QC DATA

Analyte	Source Result	Spike Level	RL	MDL	Units	Result	% REC	% REC Limits	% RPD	RPD Limit	Data Qualifiers
Semivolatile Organics by GC/MS											
Blank Analyzed: 10/31/09 (Lab Number:9J28063-BLK1, Batch: 9J28063)											
Bis(2-chloroethoxy)methane			170	9.1	ug/kg wet	ND					
Bis(2-chloroethyl)ether			170	14	ug/kg wet	ND					
2,2'-Oxybis(1-Chloropropane)			170	18	ug/kg wet	ND					
Bis(2-ethylhexyl) phthalate			170	54	ug/kg wet	ND					
Butyl benzyl phthalate			170	45	ug/kg wet	ND					
Caprolactam			170	73	ug/kg wet	ND					
Carbazole			170	1.9	ug/kg wet	ND					
Chrysene			170	1.7	ug/kg wet	ND					
Dibenzo(a,h)anthracene			170	2.0	ug/kg wet	ND					
Dibenzofuran			170	1.7	ug/kg wet	ND					
Diethyl phthalate			170	5.1	ug/kg wet	ND					
Dimethyl phthalate			170	4.4	ug/kg wet	ND					
Di-n-butyl phthalate			170	58	ug/kg wet	ND					
Di-n-octyl phthalate			170	3.9	ug/kg wet	ND					
Fluoranthene			170	2.4	ug/kg wet	ND					
Fluorene			170	3.9	ug/kg wet	ND					
Hexachlorobenzene			170	8.3	ug/kg wet	ND					
Hexachlorobutadiene			170	8.6	ug/kg wet	ND					
Hexachlorocyclopentadiene			170	51	ug/kg wet	ND					
Hexachloroethane			170	13	ug/kg wet	ND					
Indeno(1,2,3-cd)pyrene			170	4.6	ug/kg wet	ND					
Isophorone			170	8.4	ug/kg wet	ND					
Naphthalene			170	2.8	ug/kg wet	ND					
Nitrobenzene			170	7.4	ug/kg wet	ND					
N-Nitrosodi-n-propylamine			170	13	ug/kg wet	ND					
N-Nitrosodiphenylamine			170	9.2	ug/kg wet	ND					
Pentachlorophenol			330	57	ug/kg wet	ND					
Phenanthrene			170	3.5	ug/kg wet	ND					
Phenol			170	18	ug/kg wet	ND					
Pyrene			170	1.1	ug/kg wet	ND					
Surrogate: 2,4,6-Tribromophenol					*ug/kg wet*		*105*	*39-146*			
Surrogate: 2-Fluorobiphenyl					*ug/kg wet*		*91*	*37-120*			
Surrogate: 2-Fluorophenol					*ug/kg wet*		*78*	*18-120*			

Benchmark Environmental & Engineering Science
2558 Hamburg Turnpike, Suite 300
Lackawanna, NY 14218

Work Order: RSJ1421

Project: Benchmark - Solsil site
Project Number: TURN-0002

Received: 10/27/09
Reported: 11/16/09 12:03

LABORATORY QC DATA

Analyte	Source Result	Spike Level	RL	MDL	Units	Result	% REC	% REC Limits	% RPD	RPD Limit	Data Qualifiers
Semivolatile Organics by GC/MS											
Blank Analyzed: 10/31/09 (Lab Number:9J28063-BLK1, Batch: 9J28063)											
Surrogate: Nitrobenzene-d5					*ug/kg wet*		*90*	*34-132*			
Surrogate: Phenol-d5					*ug/kg wet*		*90*	*11-120*			
Surrogate: p-Terphenyl-d14					*ug/kg wet*		*100*	*58-147*			
LCS Analyzed: 10/31/09 (Lab Number:9J28063-BS1, Batch: 9J28063)											
2,4,5-Trichlorophenol		3230	160	36	ug/kg wet	3220	100	59-126			
2,4,6-Trichlorophenol		3230	160	11	ug/kg wet	3180	98	59-123			
2,4-Dichlorophenol		3230	160	8.6	ug/kg wet	2960	92	52-120			
2,4-Dimethylphenol		3230	160	44	ug/kg wet	3070	95	36-120			
2,4-Dinitrophenol		3230	320	57	ug/kg wet	3520	109	35-146			
2,4-Dinitrotoluene		3230	160	25	ug/kg wet	3680	114	55-125			
2,6-Dinitrotoluene		3230	160	40	ug/kg wet	3470	107	66-128			
2-Chloronaphthalene		3230	160	11	ug/kg wet	2930	90	57-120			
2-Chlorophenol		3230	160	8.3	ug/kg wet	2560	79	38-120			
2-Methylnaphthalene		3230	160	2.0	ug/kg wet	3020	93	47-120			
2-Methylphenol		3230	160	5.0	ug/kg wet	2920	90	48-120			
2-Nitroaniline		3230	320	53	ug/kg wet	3770	117	61-130			
2-Nitrophenol		3230	160	7.5	ug/kg wet	2800	86	50-120			
3,3'-Dichlorobenzidine		3230	160	140	ug/kg wet	4190	130	48-126			L1
3-Nitroaniline		3230	320	38	ug/kg wet	3440	106	61-127			
4,6-Dinitro-2-methylphenol		3230	320	57	ug/kg wet	3680	114	49-155			
4-Bromophenyl phenyl ether		3230	160	52	ug/kg wet	3260	101	58-131			
4-Chloro-3-methylphenol		3230	160	6.7	ug/kg wet	3470	107	49-125			
4-Chloroaniline		3230	160	48	ug/kg wet	3020	93	49-120			
4-Chlorophenyl phenyl ether		3230	160	3.5	ug/kg wet	3120	96	63-124			
4-Methylphenol		3230	160	9.1	ug/kg wet	3100	96	50-119			
4-Nitroaniline		3230	320	18	ug/kg wet	3490	108	63-128			
4-Nitrophenol		3230	320	40	ug/kg wet	4120	127	43-137			
Acenaphthene		3230	160	1.9	ug/kg wet	3200	99	53-120			
Acenaphthylene		3230	160	1.3	ug/kg wet	3150	97	58-121			
Acetophenone		3230	160	8.4	ug/kg wet	2630	81	66-120			
Anthracene		3230	160	4.2	ug/kg wet	3450	107	62-129			
Atrazine		3230	160	7.3	ug/kg wet	3550	110	73-133			
Benzaldehyde		3230	160	18	ug/kg wet	2460	76	21-120			
Benzo(a)anthracene		3230	160	2.8	ug/kg wet	3440	106	65-133			
Benzo(a)pyrene		3230	160	3.9	ug/kg wet	3600	111	64-127			

Benchmark Environmental & Engineering Science
2558 Hamburg Turnpike, Suite 300
Lackawanna, NY 14218

Work Order: RSJ1421

Project: Benchmark - Solsil site
Project Number: TURN-0002

Received: 10/27/09
Reported: 11/16/09 12:03

LABORATORY QC DATA

Analyte	Source Result	Spike Level	RL	MDL	Units	Result	% REC	% REC Limits	% RPD	RPD Limit	Data Qualifiers
Semivolatile Organics by GC/MS											
LCS Analyzed: 10/31/09 (Lab Number:9J28063-BS1, Batch: 9J28063)											
Benzo(b)fluoranthene		3230	160	3.2	ug/kg wet	3450	107	64-135			
Benzo(ghi)perylene		3230	160	2.0	ug/kg wet	3560	110	50-152			
Benzo(k)fluoranthene		3230	160	1.8	ug/kg wet	3330	103	58-138			
Biphenyl		3230	160	10	ug/kg wet	2860	89	71-120			
Bis(2-chloroethoxy)methane		3230	160	8.9	ug/kg wet	2210	68	61-133			
Bis(2-chloroethyl)ether		3230	160	14	ug/kg wet	2220	69	45-120			
2,2'-Oxybis(1-Chloropropane)		3230	160	17	ug/kg wet	2470	76	44-120			
Bis(2-ethylhexyl) phthalate		3230	160	53	ug/kg wet	3630	112	61-133			
Butyl benzyl phthalate		3230	160	44	ug/kg wet	3660	113	61-129			
Caprolactam		3230	160	71	ug/kg wet	3220	99	54-133			
Carbazole		3230	160	1.9	ug/kg wet	3420	106	59-129			
Chrysene		3230	160	1.6	ug/kg wet	3410	105	64-131			
Dibenzo(a,h)anthracene		3230	160	1.9	ug/kg wet	3710	115	54-148			
Dibenzofuran		3230	160	1.7	ug/kg wet	3150	97	56-120			
Diethyl phthalate		3230	160	4.9	ug/kg wet	3610	112	66-126			
Dimethyl phthalate		3230	160	4.3	ug/kg wet	3380	105	65-124			
Di-n-butyl phthalate		3230	160	57	ug/kg wet	3700	114	58-130			
Di-n-octyl phthalate		3230	160	3.8	ug/kg wet	3630	112	62-133			
Fluoranthene		3230	160	2.4	ug/kg wet	3580	111	62-131			
Fluorene		3230	160	3.8	ug/kg wet	3450	107	63-126			
Hexachlorobenzene		3230	160	8.1	ug/kg wet	3100	96	60-132			
Hexachlorobutadiene		3230	160	8.4	ug/kg wet	2470	76	45-120			
Hexachlorocyclopentadiene		3230	160	50	ug/kg wet	2650	82	31-120			
Hexachloroethane		3230	160	13	ug/kg wet	2260	70	41-120			
Indeno(1,2,3-cd)pyrene		3230	160	4.5	ug/kg wet	3680	114	56-149			
Isophorone		3230	160	8.2	ug/kg wet	2930	91	56-120			
Naphthalene		3230	160	2.7	ug/kg wet	2760	85	46-120			
Nitrobenzene		3230	160	7.3	ug/kg wet	2730	84	49-120			
N-Nitrosodi-n-propylamine		3230	160	13	ug/kg wet	3020	93	46-120			
N-Nitrosodiphenylamine		3230	160	9.0	ug/kg wet	4010	124	20-119			L1
Pentachlorophenol		3230	320	56	ug/kg wet	3130	97	33-136			
Phenanthrene		3230	160	3.4	ug/kg wet	3440	106	60-130			
Phenol		3230	160	17	ug/kg wet	2530	78	36-120			
Pyrene		3230	160	1.1	ug/kg wet	3440	106	51-133			

Benchmark Environmental & Engineering Science
2558 Hamburg Turnpike, Suite 300
Lackawanna, NY 14218

Work Order: RSJ1421

Project: Benchmark - Solsil site
Project Number: TURN-0002

Received: 10/27/09
Reported: 11/16/09 12:03

LABORATORY QC DATA

Analyte	Source Result	Spike Level	RL	MDL	Units	Result	% REC	% REC Limits	% RPD	RPD Limit	Data Qualifiers
Semivolatile Organics by GC/MS											
LCS Analyzed: 10/31/09 (Lab Number:9J28063-BS1, Batch: 9J28063)											
Surrogate: 2,4,6-Tribromophenol					*ug/kg wet*		*107*	*39-146*			
Surrogate: 2-Fluorobiphenyl					*ug/kg wet*		*88*	*37-120*			
Surrogate: 2-Fluorophenol					*ug/kg wet*		*69*	*18-120*			
Surrogate: Nitrobenzene-d5					*ug/kg wet*		*87*	*34-132*			
Surrogate: Phenol-d5					*ug/kg wet*		*82*	*11-120*			
Surrogate: p-Terphenyl-d14					*ug/kg wet*		*88*	*58-147*			
LCS Dup Analyzed: 10/31/09 (Lab Number:9J28063-BSD1, Batch: 9J28063)											
2,4,5-Trichlorophenol	3260		170	36	ug/kg wet	2950	91	59-126	9	18	
2,4,6-Trichlorophenol	3260		170	11	ug/kg wet	2860	88	59-123	11	19	
2,4-Dichlorophenol	3260		170	8.7	ug/kg wet	2660	82	52-120	11	19	
2,4-Dimethylphenol	3260		170	45	ug/kg wet	2600	80	36-120	16	42	
2,4-Dinitrophenol	3260		320	58	ug/kg wet	3370	103	35-146	4	22	
2,4-Dinitrotoluene	3260		170	26	ug/kg wet	3460	106	55-125	6	20	
2,6-Dinitrotoluene	3260		170	40	ug/kg wet	3170	97	66-128	9	15	
2-Chloronaphthalene	3260		170	11	ug/kg wet	2510	77	57-120	15	21	
2-Chlorophenol	3260		170	8.4	ug/kg wet	2100	64	38-120	20	25	
2-Methylnaphthalene	3260		170	2.0	ug/kg wet	2570	79	47-120	16	21	
2-Methylphenol	3260		170	5.1	ug/kg wet	2550	78	48-120	14	27	
2-Nitroaniline	3260		320	53	ug/kg wet	3450	106	61-130	9	15	
2-Nitrophenol	3260		170	7.5	ug/kg wet	2290	70	50-120	20	18	R2
3,3'-Dichlorobenzidine	3260		170	140	ug/kg wet	4060	125	48-126	3	25	
3-Nitroaniline	3260		320	38	ug/kg wet	3260	100	61-127	5	19	
4,6-Dinitro-2-methylphenol	3260		320	57	ug/kg wet	3530	108	49-155	4	15	
4-Bromophenyl phenyl ether	3260		170	52	ug/kg wet	3000	92	58-131	8	15	
4-Chloro-3-methylphenol	3260		170	6.8	ug/kg wet	3140	96	49-125	10	27	
4-Chloroaniline	3260		170	48	ug/kg wet	2690	83	49-120	12	22	
4-Chlorophenyl phenyl ether	3260		170	3.5	ug/kg wet	2770	85	63-124	12	16	
4-Methylphenol	3260		170	9.2	ug/kg wet	2710	83	50-119	13	24	
4-Nitroaniline	3260		320	18	ug/kg wet	3320	102	63-128	5	24	
4-Nitrophenol	3260		320	40	ug/kg wet	3840	118	43-137	7	25	
Acenaphthene	3260		170	1.9	ug/kg wet	2870	88	53-120	11	35	
Acenaphthylene	3260		170	1.3	ug/kg wet	2790	86	58-121	12	18	
Acetophenone	3260		170	8.5	ug/kg wet	2150	66	66-120	20	20	R2

Benchmark Environmental & Engineering Science
2558 Hamburg Turnpike, Suite 300
Lackawanna, NY 14218

Work Order: RSJ1421

Project: Benchmark - Solsil site
Project Number: TURN-0002

Received: 10/27/09
Reported: 11/16/09 12:03

LABORATORY QC DATA

Analyte	Source Result	Spike Level	RL	MDL	Units	Result	% REC	% REC Limits	% RPD	RPD Limit	Data Qualifiers
Semivolatile Organics by GC/MS											
LCS Dup Analyzed: 10/31/09 (Lab Number:9J28063-BSD1, Batch: 9J28063)											
Anthracene		3260	170	4.2	ug/kg wet	3150	97	62-129	9	15	
Atrazine		3260	170	7.3	ug/kg wet	3310	102	73-133	7	20	
Benzaldehyde		3260	170	18	ug/kg wet	2250	69	21-120	9	20	
Benzo(a)anthracene		3260	170	2.8	ug/kg wet	3260	100	65-133	5	15	
Benzo(a)pyrene		3260	170	4.0	ug/kg wet	3520	108	64-127	2	15	
Benzo(b)fluoranthene		3260	170	3.2	ug/kg wet	3500	107	64-135	2	15	
Benzo(ghi)perylene		3260	170	2.0	ug/kg wet	3420	105	50-152	4	15	
Benzo(k)fluoranthene		3260	170	1.8	ug/kg wet	3120	96	58-138	7	22	
Biphenyl		3260	170	10	ug/kg wet	2490	76	71-120	14	20	
Bis(2-chloroethoxy)methane		3260	170	9.0	ug/kg wet	1850	57	61-133	18	17	R2,L5
Bis(2-chloroethyl)ether		3260	170	14	ug/kg wet	1810	55	45-120	21	21	
2,2'-Oxybis(1-Chloropropane)		3260	170	17	ug/kg wet	1910	59	44-120	25	24	R2
Bis(2-ethylhexyl) phthalate		3260	170	53	ug/kg wet	3550	109	61-133	2	15	
Butyl benzyl phthalate		3260	170	44	ug/kg wet	3600	110	61-129	2	16	
Caprolactam		3260	170	71	ug/kg wet	2960	91	54-133	8	20	
Carbazole		3260	170	1.9	ug/kg wet	3200	98	59-129	7	20	
Chrysene		3260	170	1.6	ug/kg wet	3280	101	64-131	4	15	
Dibenzo(a,h)anthracene		3260	170	1.9	ug/kg wet	3490	107	54-148	6	15	
Dibenzofuran		3260	170	1.7	ug/kg wet	2820	87	56-120	11	15	
Diethyl phthalate		3260	170	5.0	ug/kg wet	3340	103	66-126	8	15	
Dimethyl phthalate		3260	170	4.3	ug/kg wet	3120	96	65-124	8	15	
Di-n-butyl phthalate		3260	170	57	ug/kg wet	3470	107	58-130	6	15	
Di-n-octyl phthalate		3260	170	3.9	ug/kg wet	3500	108	62-133	4	16	
Fluoranthene		3260	170	2.4	ug/kg wet	3320	102	62-131	8	15	
Fluorene		3260	170	3.8	ug/kg wet	3110	96	63-126	10	15	
Hexachlorobenzene		3260	170	8.2	ug/kg wet	2880	88	60-132	7	15	
Hexachlorobutadiene		3260	170	8.4	ug/kg wet	1820	56	45-120	30	44	
Hexachlorocyclopentadiene		3260	170	50	ug/kg wet	2100	64	31-120	23	49	
Hexachloroethane		3260	170	13	ug/kg wet	1630	50	41-120	32	46	
Indeno(1,2,3-cd)pyrene		3260	170	4.6	ug/kg wet	3580	110	56-149	3	15	
Isophorone		3260	170	8.2	ug/kg wet	2510	77	56-120	15	17	
Naphthalene		3260	170	2.7	ug/kg wet	2180	67	46-120	24	29	
Nitrobenzene		3260	170	7.3	ug/kg wet	2180	67	49-120	22	24	
N-Nitrosodi-n-propylamine		3260	170	13	ug/kg wet	2560	78	46-120	17	31	
N-Nitrosodiphenylamine		3260	170	9.0	ug/kg wet	3680	113	20-119	9	15	

Benchmark Environmental & Engineering Science
2558 Hamburg Turnpike, Suite 300
Lackawanna, NY 14218

Work Order: RSJ1421

Project: Benchmark - Solsil site
Project Number: TURN-0002

Received: 10/27/09
Reported: 11/16/09 12:03

LABORATORY QC DATA

Analyte	Source Result	Spike Level	RL	MDL	Units	Result	% REC	% REC Limits	% RPD	RPD Limit	Data Qualifiers
Semivolatile Organics by GC/MS											
LCS Dup Analyzed: 10/31/09 (Lab Number:9J28063-BSD1, Batch: 9J28063)											
Pentachlorophenol		3260	320	57	ug/kg wet	2860	88	33-136	9	35	
Phenanthrene		3260	170	3.5	ug/kg wet	3200	98	60-130	7	15	
Phenol		3260	170	17	ug/kg wet	2190	67	36-120	14	35	
Pyrene		3260	170	1.1	ug/kg wet	3390	104	51-133	1	35	
Surrogate: 2,4,6-Tribromophenol					*ug/kg wet*		*94*	*39-146*			
Surrogate: 2-Fluorobiphenyl					*ug/kg wet*		*76*	*37-120*			
Surrogate: 2-Fluorophenol					*ug/kg wet*		*59*	*18-120*			
Surrogate: Nitrobenzene-d5					*ug/kg wet*		*73*	*34-132*			
Surrogate: Phenol-d5					*ug/kg wet*		*71*	*11-120*			
Surrogate: p-Terphenyl-d14					*ug/kg wet*		*86*	*58-147*			

Benchmark Environmental & Engineering Science
2558 Hamburg Turnpike, Suite 300
Lackawanna, NY 14218

Work Order: RSJ1421

Project: Benchmark - Solsil site
Project Number: TURN-0002

Received: 10/27/09
Reported: 11/16/09 12:03

LABORATORY QC DATA

Analyte	Source Result	Spike Level	RL	MDL	Units	Result	% REC	% REC Limits	% RPD	RPD Limit	Data Qualifiers
TCLP Semivolatile Compounds by EPA Method 1311/8270C											
Blank Analyzed: 11/04/09 (Lab Number:9J29036-BLK1, Batch: 9J29036)											
1,4-Dichlorobenzene			10	0.16	ug/L	ND					
2,4,5-Trichlorophenol			5.0	0.99	ug/L	ND					
2,4,6-Trichlorophenol			5.0	0.99	ug/L	ND					
2,4-Dinitrotoluene			5.0	0.45	ug/L	ND					
2-Methylphenol			5.0	0.23	ug/L	ND					
3 & 4 Methylphenol			10	0.58	ug/L	ND					
Hexachlorobenzene			5.0	0.45	ug/L	ND					
Hexachlorobutadiene			5.0	2.6	ug/L	ND					
Hexachloroethane			5.0	2.8	ug/L	ND					
Nitrobenzene			5.0	0.54	ug/L	ND					
Pentachlorophenol			10	5.1	ug/L	ND					
Pyridine			25	1.6	ug/L	ND					
Surrogate: 2,4,6-Tribromophenol					*ug/L*		*91*	*52-132*			
Surrogate: 2-Fluorobiphenyl					*ug/L*		*68*	*48-120*			
Surrogate: 2-Fluorophenol					*ug/L*		*42*	*20-120*			
Surrogate: Nitrobenzene-d5					*ug/L*		*72*	*46-120*			
Surrogate: Phenol-d5					*ug/L*		*31*	*16-120*			
Surrogate: p-Terphenyl-d14					*ug/L*		*62*	*24-136*			
Blank Analyzed: 11/04/09 (Lab Number:9J29036-BLK2, Batch: 9J29036)											
1,4-Dichlorobenzene			40	0.62	ug/L	ND					
2,4,5-Trichlorophenol			20	4.0	ug/L	ND					
2,4,6-Trichlorophenol			20	4.0	ug/L	ND					
2,4-Dinitrotoluene			20	1.8	ug/L	ND					
2-Methylphenol			20	0.91	ug/L	ND					
3 & 4 Methylphenol			40	2.3	ug/L	ND					
Hexachlorobenzene			20	1.8	ug/L	ND					
Hexachlorobutadiene			20	10	ug/L	ND					
Hexachloroethane			20	11	ug/L	ND					
Nitrobenzene			20	2.2	ug/L	ND					
Pentachlorophenol			40	21	ug/L	ND					
Pyridine			100	6.4	ug/L	ND					
Surrogate: 2,4,6-Tribromophenol					*ug/L*		*95*	*52-132*			
Surrogate: 2-Fluorobiphenyl					*ug/L*		*71*	*48-120*			

Benchmark Environmental & Engineering Science
2558 Hamburg Turnpike, Suite 300
Lackawanna, NY 14218

Work Order: RSJ1421

Project: Benchmark - Solsil site
Project Number: TURN-0002

Received: 10/27/09
Reported: 11/16/09 12:03

LABORATORY QC DATA

Analyte	Source Result	Spike Level	RL	MDL	Units	Result	% REC	% REC Limits	% RPD	RPD Limit	Data Qualifiers
TCLP Semivolatile Compounds by EPA Method 1311/8270C											
Blank Analyzed: 11/04/09 (Lab Number:9J29036-BLK2, Batch: 9J29036)											
Surrogate: 2-Fluorophenol					*ug/L*		*49*	*20-120*			
Surrogate: Nitrobenzene-d5					*ug/L*		*81*	*46-120*			
Surrogate: Phenol-d5					*ug/L*		*36*	*16-120*			
Surrogate: p-Terphenyl-d14					*ug/L*		*72*	*24-136*			
Blank Analyzed: 11/04/09 (Lab Number:9J29036-BLK3, Batch: 9J29036)											
1,4-Dichlorobenzene			40	0.62	ug/L	ND					
2,4,5-Trichlorophenol			20	4.0	ug/L	ND					
2,4,6-Trichlorophenol			20	4.0	ug/L	ND					
2,4-Dinitrotoluene			20	1.8	ug/L	ND					
2-Methylphenol			20	0.91	ug/L	ND					
3 & 4 Methylphenol			40	2.3	ug/L	ND					
Hexachlorobenzene			20	1.8	ug/L	ND					
Hexachlorobutadiene			20	10	ug/L	ND					
Hexachloroethane			20	11	ug/L	ND					
Nitrobenzene			20	2.2	ug/L	ND					
Pentachlorophenol			40	21	ug/L	ND					
Pyridine			100	6.4	ug/L	ND					
Surrogate: 2,4,6-Tribromophenol					*ug/L*		*101*	*52-132*			
Surrogate: 2-Fluorobiphenyl					*ug/L*		*74*	*48-120*			
Surrogate: 2-Fluorophenol					*ug/L*		*48*	*20-120*			
Surrogate: Nitrobenzene-d5					*ug/L*		*82*	*46-120*			
Surrogate: Phenol-d5					*ug/L*		*34*	*16-120*			
Surrogate: p-Terphenyl-d14					*ug/L*		*75*	*24-136*			
LCS Analyzed: 11/04/09 (Lab Number:9J29036-BS1, Batch: 9J29036)											
1,4-Dichlorobenzene		100	10	0.16	ug/L	56.0	56	25-120			
2,4,5-Trichlorophenol		100	5.0	0.99	ug/L	97.5	97	64-126			
2,4,6-Trichlorophenol		100	5.0	0.99	ug/L	94.9	95	64-120			
2,4-Dinitrotoluene		100	5.0	0.45	ug/L	99.8	100	50-125			
2-Methylphenol		100	5.0	0.23	ug/L	68.3	68	43-120			
3 & 4 Methylphenol		100	10	0.58	ug/L	60.5	60	41-120			
Hexachlorobenzene		100	5.0	0.45	ug/L	86.5	86	38-131			
Hexachlorobutadiene		100	5.0	2.6	ug/L	64.1	64	23-120			
Hexachloroethane		100	5.0	2.8	ug/L	55.9	56	20-120			

Benchmark Environmental & Engineering Science
2558 Hamburg Turnpike, Suite 300
Lackawanna, NY 14218

Work Order: RSJ1421

Project: Benchmark - Solsil site
Project Number: TURN-0002

Received: 10/27/09
Reported: 11/16/09 12:03

LABORATORY QC DATA

Analyte	Source Result	Spike Level	RL	MDL	Units	Result	% REC	% REC Limits	% RPD	RPD Limit	Data Qualifiers
TCLP Semivolatile Compounds by EPA Method 1311/8270C											
LCS Analyzed: 11/04/09 (Lab Number:9J29036-BS1, Batch: 9J29036)											
Nitrobenzene		100	5.0	0.54	ug/L	78.0	78	50-120			
Pentachlorophenol		100	10	5.1	ug/L	86.0	86	39-136			
Pyridine		100	25	1.6	ug/L	45.5	46	10-120			
Surrogate: 2,4,6-Tribromophenol					*ug/L*		*96*	*52-132*			
Surrogate: 2-Fluorobiphenyl					*ug/L*		*76*	*48-120*			
Surrogate: 2-Fluorophenol					*ug/L*		*40*	*20-120*			
Surrogate: Nitrobenzene-d5					*ug/L*		*81*	*46-120*			
Surrogate: Phenol-d5					*ug/L*		*29*	*16-120*			
Surrogate: p-Terphenyl-d14					*ug/L*		*70*	*24-136*			
LCS Dup Analyzed: 11/04/09 (Lab Number:9J29036-BSD1, Batch: 9J29036)											
1,4-Dichlorobenzene		100	10	0.16	ug/L	47.0	47	25-120	17	36	
2,4,5-Trichlorophenol		100	5.0	0.99	ug/L	82.8	83	64-126	16	18	
2,4,6-Trichlorophenol		100	5.0	0.99	ug/L	79.2	79	64-120	18	19	
2,4-Dinitrotoluene		100	5.0	0.45	ug/L	83.7	84	50-125	18	20	
2-Methylphenol		100	5.0	0.23	ug/L	62.8	63	43-120	8	27	
3 & 4 Methylphenol		100	10	0.58	ug/L	58.1	58	41-120	4	30	
Hexachlorobenzene		100	5.0	0.45	ug/L	74.7	75	38-131	15	15	
Hexachlorobutadiene		100	5.0	2.6	ug/L	52.3	52	23-120	20	44	
Hexachloroethane		100	5.0	2.8	ug/L	46.1	46	20-120	19	46	
Nitrobenzene		100	5.0	0.54	ug/L	68.0	68	50-120	14	24	
Pentachlorophenol		100	10	5.1	ug/L	73.8	74	39-136	15	37	
Pyridine		100	25	1.6	ug/L	44.2	44	10-120	3	49	
Surrogate: 2,4,6-Tribromophenol					*ug/L*		*84*	*52-132*			
Surrogate: 2-Fluorobiphenyl					*ug/L*		*64*	*48-120*			
Surrogate: 2-Fluorophenol					*ug/L*		*39*	*20-120*			
Surrogate: Nitrobenzene-d5					*ug/L*		*70*	*46-120*			
Surrogate: Phenol-d5					*ug/L*		*29*	*16-120*			
Surrogate: p-Terphenyl-d14					*ug/L*		*66*	*24-136*			

Benchmark Environmental & Engineering Science
2558 Hamburg Turnpike, Suite 300
Lackawanna, NY 14218

Work Order: RSJ1421

Project: Benchmark - Solsil site
Project Number: TURN-0002

Received: 10/27/09
Reported: 11/16/09 12:03

LABORATORY QC DATA

Analyte	Source Result	Spike Level	RL	MDL	Units	Result	% REC	% REC Limits	% RPD	RPD Limit	Data Qualifiers
Organochlorine Pesticides by EPA Method 8081A											
Blank Analyzed: 10/29/09 (Lab Number:9J27115-BLK1, Batch: 9J27115)											
4,4'-DDD			1.6	0.32	ug/kg wet	ND					QFL,C
4,4'-DDD [2C]			1.6	0.32	ug/kg wet	ND					QFL
4,4'-DDE			1.6	0.47	ug/kg wet	ND					QFL
4,4'-DDE [2C]			1.6	0.47	ug/kg wet	ND					QFL
4,4'-DDT			1.6	0.37	ug/kg wet	ND					QFL
4,4'-DDT [2C]			1.6	0.37	ug/kg wet	ND					QFL,C
Aldrin			1.6	0.17	ug/kg wet	ND					QFL
Aldrin [2C]			1.6	0.17	ug/kg wet	ND					QFL
alpha-BHC			1.6	0.29	ug/kg wet	ND					QFL
alpha-BHC [2C]			1.6	0.29	ug/kg wet	ND					QFL
beta-BHC			1.6	1.2	ug/kg wet	ND					QFL
beta-BHC [2C]			1.6	1.2	ug/kg wet	ND					QFL
Chlordane			16	3.6	ug/kg wet	ND					QFL
Chlordane [2C]			16	3.6	ug/kg wet	ND					QFL
delta-BHC			1.6	0.22	ug/kg wet	ND					QFL,C4
delta-BHC [2C]			1.6	0.22	ug/kg wet	ND					QFL
Dieldrin			1.6	0.39	ug/kg wet	ND					QFL
Dieldrin [2C]			1.6	0.39	ug/kg wet	ND					QFL
Endosulfan I			1.6	0.35	ug/kg wet	ND					QFL
Endosulfan I [2C]			1.6	0.35	ug/kg wet	ND					QFL
Endosulfan II			1.6	0.29	ug/kg wet	ND					QFL
Endosulfan II [2C]			1.6	0.29	ug/kg wet	ND					QFL
Endosulfan sulfate			1.6	0.30	ug/kg wet	ND					QFL
Endosulfan sulfate [2C]			1.6	0.30	ug/kg wet	ND					QFL
Endrin			1.6	0.53	ug/kg wet	ND					QFL
Endrin [2C]			1.6	0.53	ug/kg wet	ND					QFL
Endrin aldehyde			1.6	0.42	ug/kg wet	ND					QFL,C4
Endrin aldehyde [2C]			1.6	0.42	ug/kg wet	ND					QFL
gamma-BHC (Lindane)			1.6	0.28	ug/kg wet	ND					QFL
gamma-BHC (Lindane) [2C]			1.6	0.28	ug/kg wet	ND					QFL
Heptachlor			1.6	0.26	ug/kg wet	ND					QFL
Heptachlor [2C]			1.6	0.26	ug/kg wet	ND					QFL
Heptachlor epoxide			1.6	0.42	ug/kg wet	ND					QFL
Heptachlor epoxide [2C]			1.6	0.42	ug/kg wet	ND					QFL
Methoxychlor			1.6	0.44	ug/kg wet	ND					QFL
Methoxychlor [2C]			1.6	0.44	ug/kg wet	ND					QFL,C
Toxaphene			16	9.5	ug/kg wet	ND					QFL

Benchmark Environmental & Engineering Science
2558 Hamburg Turnpike, Suite 300
Lackawanna, NY 14218

Work Order: RSJ1421

Project: Benchmark - Solsil site
Project Number: TURN-0002

Received: 10/27/09
Reported: 11/16/09 12:03

LABORATORY QC DATA

Analyte	Source Result	Spike Level	RL	MDL	Units	Result	% REC	% REC Limits	% RPD	RPD Limit	Data Qualifiers
Organochlorine Pesticides by EPA Method 8081A											
Blank Analyzed: 10/29/09 (Lab Number:9J27115-BLK1, Batch: 9J27115)											
Toxaphene [2C]			16	9.5	ug/kg wet	ND					QFL
Surrogate: Decachlorobiphenyl					*ug/kg wet*		*96*	*42-146*			*QFL*
Surrogate: Decachlorobiphenyl [2C]					*ug/kg wet*		*105*	*42-146*			*QFL*
Surrogate: Tetrachloro-m-xylene					*ug/kg wet*		*79*	*37-136*			*QFL*
Surrogate: Tetrachloro-m-xylene					*ug/kg wet*		*96*	*37-136*			*QFL*
LCS Analyzed: 10/29/09 (Lab Number:9J27115-BS1, Batch: 9J27115)											
4,4'-DDD		16.5	1.7	0.32	ug/kg wet	13.8	84	55-129			QFL,C
4,4'-DDD [2C]		16.5	1.7	0.32	ug/kg wet	15.0	90	55-129			QFL
4,4'-DDE		16.5	1.7	0.48	ug/kg wet	13.2	80	59-120			QFL
4,4'-DDE [2C]		16.5	1.7	0.48	ug/kg wet	15.3	92	59-120			QFL
4,4'-DDT		16.5	1.7	0.38	ug/kg wet	15.5	94	47-145			QFL
4,4'-DDT [2C]		16.5	1.7	0.38	ug/kg wet	18.1	109	47-145			QFL,C
Aldrin		16.5	1.7	0.17	ug/kg wet	11.3	68	35-120			QFL
Aldrin [2C]		16.5	1.7	0.17	ug/kg wet	13.9	84	35-120			QFL
alpha-BHC		16.5	1.7	0.30	ug/kg wet	11.2	68	49-120			QFL
alpha-BHC [2C]		16.5	1.7	0.30	ug/kg wet	12.9	78	49-120			QFL
beta-BHC		16.5	1.7	1.2	ug/kg wet	12.7	77	56-120			QFL
beta-BHC [2C]		16.5	1.7	1.2	ug/kg wet	14.5	88	56-120			QFL
delta-BHC		16.5	1.7	0.22	ug/kg wet	11.8	71	45-123			QFL,C4
delta-BHC [2C]		16.5	1.7	0.22	ug/kg wet	14.4	87	45-123			QFL
Dieldrin		16.5	1.7	0.40	ug/kg wet	13.0	78	57-120			QFL
Dieldrin [2C]		16.5	1.7	0.40	ug/kg wet	14.4	87	57-120			QFL
Endosulfan I		16.5	1.7	0.35	ug/kg wet	11.0	66	29-125			QFL
Endosulfan I [2C]		16.5	1.7	0.35	ug/kg wet	13.0	79	29-125			QFL
Endosulfan II		16.5	1.7	0.30	ug/kg wet	13.1	79	39-121			QFL
Endosulfan II [2C]		16.5	1.7	0.30	ug/kg wet	14.6	88	39-121			QFL
Endosulfan sulfate		16.5	1.7	0.31	ug/kg wet	17.3	105	43-120			QFL
Endosulfan sulfate [2C]		16.5	1.7	0.31	ug/kg wet	16.9	102	43-120			QFL
Endrin		16.5	1.7	0.54	ug/kg wet	14.0	85	54-127			QFL
Endrin [2C]		16.5	1.7	0.54	ug/kg wet	16.3	99	54-127			QFL
Endrin aldehyde		16.5	1.7	0.42	ug/kg wet	15.5	94	33-120			QFL,C4
Endrin aldehyde [2C]		16.5	1.7	0.42	ug/kg wet	16.8	101	33-120			QFL
gamma-BHC (Lindane)		16.5	1.7	0.29	ug/kg wet	11.5	70	50-120			QFL
gamma-BHC (Lindane) [2C]		16.5	1.7	0.29	ug/kg wet	13.5	82	50-120			QFL
Heptachlor		16.5	1.7	0.26	ug/kg wet	11.9	72	47-120			QFL

Benchmark Environmental & Engineering Science
2558 Hamburg Turnpike, Suite 300
Lackawanna, NY 14218

Work Order: RSJ1421

Project: Benchmark - Solsil site
Project Number: TURN-0002

Received: 10/27/09
Reported: 11/16/09 12:03

LABORATORY QC DATA

Analyte	Source Result	Spike Level	RL	MDL	Units	Result	% REC	% REC Limits	% RPD	RPD Limit	Data Qualifiers
Organochlorine Pesticides by EPA Method 8081A											
LCS Analyzed: 10/29/09 (Lab Number:9J27115-BS1, Batch: 9J27115)											
Heptachlor [2C]		16.5	1.7	0.26	ug/kg wet	14.3	87	47-120			QFL
Heptachlor epoxide		16.5	1.7	0.43	ug/kg wet	12.7	77	44-122			QFL
Heptachlor epoxide [2C]		16.5	1.7	0.43	ug/kg wet	15.0	91	44-122			QFL
Methoxychlor		16.5	1.7	0.44	ug/kg wet	18.3	111	46-152			QFL
Methoxychlor [2C]		16.5	1.7	0.44	ug/kg wet	20.3	123	46-152			QFL,C
Surrogate: Decachlorobiphenyl					*ug/kg wet*		*82*	*42-146*			*QFL*
Surrogate: Decachlorobiphenyl [2C]					*ug/kg wet*		*107*	*42-146*			*QFL*
Surrogate: Tetrachloro-m-xylene					*ug/kg wet*		*73*	*37-136*			*QFL*
Surrogate: Tetrachloro-m-xylene					*ug/kg wet*		*90*	*37-136*			*QFL*
LCS Dup Analyzed: 10/29/09 (Lab Number:9J27115-BSD1, Batch: 9J27115)											
4,4'-DDD		16.5	1.7	0.32	ug/kg wet	14.1	86	55-129	2	50	QFL,C
4,4'-DDD [2C]		16.5	1.7	0.32	ug/kg wet	15.4	93	55-129	3	50	QFL
4,4'-DDE		16.5	1.7	0.48	ug/kg wet	13.3	81	59-120	1	50	QFL
4,4'-DDE [2C]		16.5	1.7	0.48	ug/kg wet	16.1	98	59-120	5	50	QFL
4,4'-DDT		16.5	1.7	0.38	ug/kg wet	15.0	91	47-145	3	50	QFL
4,4'-DDT [2C]		16.5	1.7	0.38	ug/kg wet	18.5	112	47-145	3	50	QFL,C
Aldrin		16.5	1.7	0.17	ug/kg wet	11.3	69	35-120	0.3	50	QFL
Aldrin [2C]		16.5	1.7	0.17	ug/kg wet	13.7	83	35-120	2	50	QFL
alpha-BHC		16.5	1.7	0.30	ug/kg wet	10.8	65	49-120	4	50	QFL
alpha-BHC [2C]		16.5	1.7	0.30	ug/kg wet	12.4	75	49-120	4	50	QFL
beta-BHC		16.5	1.7	1.2	ug/kg wet	13.1	79	56-120	3	50	QFL
beta-BHC [2C]		16.5	1.7	1.2	ug/kg wet	15.4	94	56-120	6	50	QFL
delta-BHC		16.5	1.7	0.22	ug/kg wet	12.3	75	45-123	4	50	QFL,C4
delta-BHC [2C]		16.5	1.7	0.22	ug/kg wet	15.3	93	45-123	6	50	QFL
Dieldrin		16.5	1.7	0.40	ug/kg wet	13.4	81	57-120	3	50	QFL
Dieldrin [2C]		16.5	1.7	0.40	ug/kg wet	15.1	92	57-120	5	50	QFL
Endosulfan I		16.5	1.7	0.35	ug/kg wet	11.8	72	29-125	8	50	QFL
Endosulfan I [2C]		16.5	1.7	0.35	ug/kg wet	13.4	81	29-125	3	50	QFL
Endosulfan II		16.5	1.7	0.30	ug/kg wet	13.7	83	39-121	5	50	QFL
Endosulfan II [2C]		16.5	1.7	0.30	ug/kg wet	15.1	92	39-121	3	50	QFL
Endosulfan sulfate		16.5	1.7	0.31	ug/kg wet	16.1	98	43-120	7	50	QFL
Endosulfan sulfate [2C]		16.5	1.7	0.31	ug/kg wet	17.2	105	43-120	2	50	QFL
Endrin		16.5	1.7	0.53	ug/kg wet	14.6	88	54-127	4	50	QFL
Endrin [2C]		16.5	1.7	0.53	ug/kg wet	16.8	102	54-127	3	50	QFL
Endrin aldehyde		16.5	1.7	0.42	ug/kg wet	13.8	84	33-120	12	50	QFL,C4

Benchmark Environmental & Engineering Science
2558 Hamburg Turnpike, Suite 300
Lackawanna, NY 14218

Work Order: RSJ1421

Project: Benchmark - Solsil site
Project Number: TURN-0002

Received: 10/27/09
Reported: 11/16/09 12:03

LABORATORY QC DATA

Analyte	Source Result	Spike Level	RL	MDL	Units	Result	% REC	% REC Limits	% RPD	RPD Limit	Data Qualifiers
Organochlorine Pesticides by EPA Method 8081A											
LCS Dup Analyzed: 10/29/09 (Lab Number:9J27115-BSD1, Batch: 9J27115)											
Endrin aldehyde [2C]		16.5	1.7	0.42	ug/kg wet	16.7	101	33-120	0.3	50	QFL
gamma-BHC (Lindane)		16.5	1.7	0.29	ug/kg wet	11.4	69	50-120	0.9	50	QFL
gamma-BHC (Lindane) [2C]		16.5	1.7	0.29	ug/kg wet	13.4	82	50-120	0.5	50	QFL
Heptachlor		16.5	1.7	0.26	ug/kg wet	11.6	70	47-120	3	50	QFL
Heptachlor [2C]		16.5	1.7	0.26	ug/kg wet	14.1	86	47-120	2	50	QFL
Heptachlor epoxide		16.5	1.7	0.43	ug/kg wet	12.9	78	44-122	1	50	QFL
Heptachlor epoxide [2C]		16.5	1.7	0.43	ug/kg wet	15.0	91	44-122	0.3	50	QFL
Methoxychlor		16.5	1.7	0.44	ug/kg wet	16.2	98	46-152	12	50	QFL
Methoxychlor [2C]		16.5	1.7	0.44	ug/kg wet	19.7	119	46-152	3	50	QFL,C
Surrogate: Decachlorobiphenyl					*ug/kg wet*		*88*	*42-146*			*QFL*
Surrogate: Decachlorobiphenyl [2C]					*ug/kg wet*		*112*	*42-146*			*QFL*
Surrogate: Tetrachloro-m-xylene					*ug/kg wet*		*68*	*37-136*			*QFL*
Surrogate: Tetrachloro-m-xylene					*ug/kg wet*		*82*	*37-136*			*QFL*

Benchmark Environmental & Engineering Science
2558 Hamburg Turnpike, Suite 300
Lackawanna, NY 14218

Work Order: RSJ1421

Project: Benchmark - Solsil site
Project Number: TURN-0002

Received: 10/27/09
Reported: 11/16/09 12:03

LABORATORY QC DATA

Analyte	Source Result	Spike Level	RL	MDL	Units	Result	% REC	% REC Limits	% RPD	RPD Limit	Data Qualifiers
Polychlorinated Biphenyls by EPA Method 8082											
Blank Analyzed: 10/29/09 (Lab Number:9J27113-BLK1, Batch: 9J27113)											
Aroclor 1016			16	3.2	ug/kg wet	ND					QSU
Aroclor 1016 [2C]			16	3.2	ug/kg wet	ND					QSU
Aroclor 1221			16	3.2	ug/kg wet	ND					QSU
Aroclor 1221 [2C]			16	3.2	ug/kg wet	ND					QSU
Aroclor 1232			16	3.2	ug/kg wet	ND					QSU
Aroclor 1232 [2C]			16	3.2	ug/kg wet	ND					QSU
Aroclor 1242			16	3.5	ug/kg wet	ND					QSU
Aroclor 1242 [2C]			16	3.5	ug/kg wet	ND					QSU
Aroclor 1248			16	3.2	ug/kg wet	ND					QSU
Aroclor 1248 [2C]			16	3.2	ug/kg wet	ND					QSU
Aroclor 1254			16	3.4	ug/kg wet	ND					QSU
Aroclor 1254 [2C]			16	3.4	ug/kg wet	ND					QSU
Aroclor 1260			16	3.4	ug/kg wet	ND					QSU
Aroclor 1260 [2C]			16	3.4	ug/kg wet	ND					QSU
Surrogate: Decachlorobiphenyl					*ug/kg wet*		*110*	*34-148*			*QSU*
Surrogate: Decachlorobiphenyl [2C]					*ug/kg wet*		*96*	*34-148*			*QSU*
Surrogate: Tetrachloro-m-xylene					*ug/kg wet*		*90*	*35-134*			*QSU*
Surrogate: Tetrachloro-m-xylene					*ug/kg wet*		*76*	*35-134*			*QSU*
LCS Analyzed: 10/29/09 (Lab Number:9J27113-BS1, Batch: 9J27113)											
Aroclor 1016		149	17	3.2	ug/kg wet	144	96	59-154			QSU
Aroclor 1016 [2C]		149	17	3.2	ug/kg wet	115	77	59-154			QSU
Aroclor 1221			17	3.2	ug/kg wet	ND					QSU
Aroclor 1221 [2C]			17	3.2	ug/kg wet	ND					QSU
Aroclor 1232			17	3.2	ug/kg wet	ND					QSU
Aroclor 1232 [2C]			17	3.2	ug/kg wet	ND					QSU
Aroclor 1242			17	3.6	ug/kg wet	ND					QSU
Aroclor 1242 [2C]			17	3.6	ug/kg wet	ND					QSU
Aroclor 1248			17	3.3	ug/kg wet	ND					QSU
Aroclor 1248 [2C]			17	3.3	ug/kg wet	ND					QSU
Aroclor 1254			17	3.5	ug/kg wet	ND					QSU
Aroclor 1254 [2C]			17	3.5	ug/kg wet	ND					QSU
Aroclor 1260		149	17	3.5	ug/kg wet	179	120	51-179			QSU
Aroclor 1260 [2C]		149	17	3.5	ug/kg wet	144	97	51-179			QSU
Surrogate: Decachlorobiphenyl					*ug/kg wet*		*111*	*34-148*			*QSU*

Benchmark Environmental & Engineering Science
2558 Hamburg Turnpike, Suite 300
Lackawanna, NY 14218

Work Order: RSJ1421

Project: Benchmark - Solsil site
Project Number: TURN-0002

Received: 10/27/09
Reported: 11/16/09 12:03

LABORATORY QC DATA

Analyte	Source Result	Spike Level	RL	MDL	Units	Result	% REC	% REC Limits	% RPD	RPD Limit	Data Qualifiers
Polychlorinated Biphenyls by EPA Method 8082											
LCS Analyzed: 10/29/09 (Lab Number:9J27113-BS1, Batch: 9J27113)											
Surrogate: Decachlorobiphenyl [2C]					*ug/kg wet*		*91*	*34-148*			*QSU*
Surrogate: Tetrachloro-m-xylene					*ug/kg wet*		*93*	*35-134*			*QSU*
Surrogate: Tetrachloro-m-xylene					*ug/kg wet*		*72*	*35-134*			*QSU*

Benchmark Environmental & Engineering Science
2558 Hamburg Turnpike, Suite 300
Lackawanna, NY 14218

Work Order: RSJ1421

Project: Benchmark - Solsil site
Project Number: TURN-0002

Received: 10/27/09
Reported: 11/16/09 12:03

LABORATORY QC DATA

Analyte	Source Result	Spike Level	RL	MDL	Units	Result	% REC	% REC Limits	% RPD	RPD Limit	Data Qualifiers
Herbicides											
Blank Analyzed: 10/29/09 (Lab Number:9J27084-BLK1, Batch: 9J27084)											
2,4,5-T			17	5.2	ug/kg wet	ND					C4
2,4,5-T [2C]			17	2.1	ug/kg wet	ND					
2,4-D			17	10	ug/kg wet	ND					
2,4-D [2C]			17	4.3	ug/kg wet	ND					
2,4,5-TP (Silvex)			17	5.8	ug/kg wet	ND					C4
Silvex (2,4,5-TP) [2C]			17	1.8	ug/kg wet	ND					C
Surrogate: 2,4-Dichlorophenylacetic					*ug/kg wet*		*44*	*15-120*			*Z*
Surrogate: 2,4-Dichlorophenylacetic					*ug/kg wet*		*53*	*19-128*			
LCS Analyzed: 10/29/09 (Lab Number:9J27084-BS1, Batch: 9J27084)											
2,4,5-T		65.1	17	5.2	ug/kg wet	50.9	78	31-130			C4
2,4,5-T [2C]		65.1	17	2.1	ug/kg wet	51.9	80	19-160			
2,4-D		65.1	17	10	ug/kg wet	57.1	88	42-140			
2,4-D [2C]		65.1	17	4.3	ug/kg wet	55.7	86	32-150			
2,4,5-TP (Silvex)		65.1	17	5.9	ug/kg wet	49.0	75	20-130			C4
Silvex (2,4,5-TP) [2C]		65.1	17	1.8	ug/kg wet	63.8	98	25-137			C
Surrogate: 2,4-Dichlorophenylacetic					*ug/kg wet*		*54*	*15-120*			*Z*
Surrogate: 2,4-Dichlorophenylacetic					*ug/kg wet*		*59*	*19-128*			
LCS Dup Analyzed: 10/29/09 (Lab Number:9J27084-BSD1, Batch: 9J27084)											
2,4,5-T		66.0	17	5.3	ug/kg wet	50.7	77	31-130	0.4	50	C4
2,4,5-T [2C]		66.0	17	2.1	ug/kg wet	54.5	83	19-160	5	35	
2,4-D		66.0	17	10	ug/kg wet	50.8	77	42-140	12	25	
2,4-D [2C]		66.0	17	4.4	ug/kg wet	59.5	90	32-150	7	50	
2,4,5-TP (Silvex)		66.0	17	5.9	ug/kg wet	46.8	71	20-130	5	35	C4
Silvex (2,4,5-TP) [2C]		66.0	17	1.8	ug/kg wet	66.9	101	25-137	5	35	C
Surrogate: 2,4-Dichlorophenylacetic					*ug/kg wet*		*50*	*15-120*			*Z*
Surrogate: 2,4-Dichlorophenylacetic					*ug/kg wet*		*61*	*19-128*			

Benchmark Environmental & Engineering Science
2558 Hamburg Turnpike, Suite 300
Lackawanna, NY 14218

Work Order: RSJ1421

Project: Benchmark - Solsil site
Project Number: TURN-0002

Received: 10/27/09
Reported: 11/16/09 12:03

LABORATORY QC DATA

Analyte	Source Result	Spike Level	RL	MDL	Units	Result	% REC	% REC Limits	% RPD	RPD Limit	Data Qualifiers
Total Metals by SW 846 Series Methods											
Blank Analyzed: 10/30/09 (Lab Number:9J28067-BLK1, Batch: 9J28067)											
Aluminum			10.0	NR	mg/kg wet	ND					B
Antimony			15.0	NR	mg/kg wet	ND					
Arsenic			2.0	NR	mg/kg wet	ND					
Barium			0.500	NR	mg/kg wet	ND					
Beryllium			0.200	NR	mg/kg wet	ND					
Cadmium			0.200	NR	mg/kg wet	ND					
Calcium			50.0	NR	mg/kg wet	ND					
Chromium			0.500	NR	mg/kg wet	ND					
Cobalt			0.500	NR	mg/kg wet	ND					
Copper			1.0	NR	mg/kg wet	ND					
Iron			10.0	NR	mg/kg wet	ND					
Lead			1.0	NR	mg/kg wet	ND					
Magnesium			20.0	NR	mg/kg wet	ND					B
Manganese			0.2	NR	mg/kg wet	ND					B
Nickel			5.00	NR	mg/kg wet	ND					B
Potassium			30.0	NR	mg/kg wet	ND					
Selenium			4.0	NR	mg/kg wet	ND					
Silver			0.500	NR	mg/kg wet	ND					
Sodium			140	NR	mg/kg wet	ND					
Thallium			6.0	NR	mg/kg wet	ND					
Vanadium			0.500	NR	mg/kg wet	ND					B
Zinc			2.0	NR	mg/kg wet	ND					B
Reference Analyzed: 10/30/09 (Lab Number:9J28067-SRM1, Batch: 9J28067)											
Aluminum		11000	10.0	NR	mg/kg wet	8290	75	55.7-143.6			
Antimony		81.5	15.0	NR	mg/kg wet	47.3	58	0-203.7			
Arsenic		158	2.0	NR	mg/kg wet	145	92	81.6-118.4			
Barium		348	0.500	NR	mg/kg wet	310	89	80.7-119.3			
Beryllium		106	0.200	NR	mg/kg wet	93.7	88	81.6-118.9			
Cadmium		187	0.200	NR	mg/kg wet	164	88	82.4-117.6			
Calcium		9650	50.0	NR	mg/kg wet	8580	89	80.8-119.2			
Chromium		89.5	0.500	NR	mg/kg wet	79.3	89	78.8-120.7			
Cobalt		277	0.500	NR	mg/kg wet	255	92	80.9-119.1			

Benchmark Environmental & Engineering Science
2558 Hamburg Turnpike, Suite 300
Lackawanna, NY 14218

Work Order: RSJ1421

Project: Benchmark - Solsil site
Project Number: TURN-0002

Received: 10/27/09
Reported: 11/16/09 12:03

LABORATORY QC DATA

Analyte	Source Result	Spike Level	RL	MDL	Units	Result	% REC	% REC Limits	% RPD	RPD Limit	Data Qualifiers
Total Metals by SW 846 Series Methods											
Reference Analyzed: 10/30/09 (Lab Number:9J28067-SRM1, Batch: 9J28067)											
Copper		129	1.0	NR	mg/kg wet	117	90	83.7-117.1			
Iron		18600	10.0	NR	mg/kg wet	13800	74	50.4-148.9			
Lead		172	1.0	NR	mg/kg wet	151	88	79.1-120.3			
Magnesium		5030	20.0	NR	mg/kg wet	4510	90	78.7-121.3			
Manganese		633	0.2	NR	mg/kg wet	580	92	81.8-118			
Nickel		99.0	5.00	NR	mg/kg wet	91.3	92	81.2-119.2			
Potassium		4010	30.0	NR	mg/kg wet	3590	89	73.6-126.4			
Selenium		148	4.0	NR	mg/kg wet	138	93	78.4-120.9			
Silver		66.0	0.500	NR	mg/kg wet	57.8	87	66.2-133.6			
Sodium		883	140	NR	mg/kg wet	775	88	73.7-125.7			
Thallium		268	6.0	NR	mg/kg wet	250	93	77.6-122.4			
Vanadium		194	0.500	NR	mg/kg wet	173	89	79.4-120.1			
Zinc		394	2.0	NR	mg/kg wet	353	90	80.5-119.3			
Total Metals by SW 846 Series Methods											
Blank Analyzed: 10/30/09 (Lab Number:9J29104-BLK1, Batch: 9J29104)											
Mercury			0.0196	NR	mg/kg wet	ND					
Reference Analyzed: 10/30/09 (Lab Number:9J29104-SRM1, Batch: 9J29104)											
Mercury		6.84	0.377	NR	mg/kg wet	7.23	106	71.8-128.2			

Benchmark Environmental & Engineering Science
2558 Hamburg Turnpike, Suite 300
Lackawanna, NY 14218

Work Order: RSJ1421

Project: Benchmark - Solsil site
Project Number: TURN-0002

Received: 10/27/09
Reported: 11/16/09 12:03

LABORATORY QC DATA

Analyte	Source Result	Spike Level	RL	MDL	Units	Result	% REC	% REC Limits	% RPD	RPD Limit	Data Qualifiers
TCLP Metals											
Blank Analyzed: 10/30/09 (Lab Number:9J30010-BLK1, Batch: 9J30010)											
Arsenic			0.0100	NR	mg/L	ND					
Barium			0.0020	NR	mg/L	0.0510					B
Cadmium			0.0010	NR	mg/L	ND					
Chromium			0.0040	NR	mg/L	ND					B
Lead			0.0050	NR	mg/L	ND					
Selenium			0.0150	NR	mg/L	ND					
Silver			0.0030	NR	mg/L	ND					
Blank Analyzed: 10/30/09 (Lab Number:9J30010-BLK2, Batch: 9J30010)											
Arsenic			0.0100	NR	mg/L	ND					
Barium			0.0020	NR	mg/L	ND					
Cadmium			0.0010	NR	mg/L	ND					
Chromium			0.0040	NR	mg/L	ND					
Lead			0.0050	NR	mg/L	ND					
Selenium			0.0150	NR	mg/L	ND					
Silver			0.0030	NR	mg/L	ND					
LCS Analyzed: 10/30/09 (Lab Number:9J30010-BS1, Batch: 9J30010)											
Arsenic		1.00	0.0100	NR	mg/L	1.06	106	80-120			
Barium		1.00	0.0020	NR	mg/L	1.02	102	80-120			B
Cadmium		1.00	0.0010	NR	mg/L	0.983	98	80-120			
Chromium		1.00	0.0040	NR	mg/L	0.975	97	80-120			
Lead		1.00	0.0050	NR	mg/L	0.986	99	80-120			
Selenium		1.00	0.0150	NR	mg/L	1.04	104	80-120			
Silver		1.00	0.0030	NR	mg/L	1.03	103	80-120			
TCLP Metals											
Blank Analyzed: 10/30/09 (Lab Number:9J30011-BLK1, Batch: 9J30011)											
Arsenic			0.0100	NR	mg/L	ND					
Barium			0.0020	NR	mg/L	0.0167					B
Cadmium			0.0010	NR	mg/L	ND					
Chromium			0.0040	NR	mg/L	ND					B
Lead			0.0050	NR	mg/L	ND					B
Selenium			0.0150	NR	mg/L	ND					
Silver			0.0030	NR	mg/L	ND					
Blank Analyzed: 10/30/09 (Lab Number:9J30011-BLK2, Batch: 9J30011)											
Arsenic			0.0100	NR	mg/L	ND					
Barium			0.0020	NR	mg/L	ND					

Benchmark Environmental & Engineering Science
2558 Hamburg Turnpike, Suite 300
Lackawanna, NY 14218

Work Order: RSJ1421

Project: Benchmark - Solsil site
Project Number: TURN-0002

Received: 10/27/09
Reported: 11/16/09 12:03

LABORATORY QC DATA

Analyte	Source Result	Spike Level	RL	MDL	Units	Result	% REC	% REC Limits	% RPD	RPD Limit	Data Qualifiers
TCLP Metals											
Blank Analyzed: 10/30/09 (Lab Number:9J30011-BLK2, Batch: 9J30011)											
Cadmium			0.0010	NR	mg/L	ND					
Chromium			0.0040	NR	mg/L	ND					
Lead			0.0050	NR	mg/L	ND					
Selenium			0.0150	NR	mg/L	ND					
Silver			0.0030	NR	mg/L	ND					
LCS Analyzed: 10/30/09 (Lab Number:9J30011-BS1, Batch: 9J30011)											
Arsenic		1.00	0.0100	NR	mg/L	0.981	98	80-120			
Barium		1.00	0.0020	NR	mg/L	0.980	98	80-120			B
Cadmium		1.00	0.0010	NR	mg/L	0.950	95	80-120			
Chromium		1.00	0.0040	NR	mg/L	0.963	96	80-120			
Lead		1.00	0.0050	NR	mg/L	0.963	96	80-120			
Selenium		1.00	0.0150	NR	mg/L	0.970	97	80-120			
Silver		1.00	0.0030	NR	mg/L	0.952	95	80-120			
Matrix Spike Analyzed: 10/30/09 (Lab Number:9J30011-MS1, Batch: 9J30011)											
QC Source Sample: RSJ1421-03											
Arsenic	0.0205	1.00	0.0100	NR	mg/L	1.03	101	70-130			
Barium	1.07	1.00	0.0020	NR	mg/L	1.82	75	70-130			B
Cadmium	0.0117	1.00	0.0010	NR	mg/L	0.906	89	70-130			
Chromium	0.266	1.00	0.0040	NR	mg/L	0.986	72	70-130			
Lead	0.105	1.00	0.0050	NR	mg/L	0.959	85	70-130			
Selenium	ND	1.00	0.0150	NR	mg/L	0.989	99	70-130			
Silver	ND	1.00	0.0030	NR	mg/L	1.03	103	70-130			
Matrix Spike Dup Analyzed: 10/30/09 (Lab Number:9J30011-MSD1, Batch: 9J30011)											
QC Source Sample: RSJ1421-03											
Arsenic	0.0205	1.00	0.0100	NR	mg/L	1.02	100	70-130	1	20	
Barium	1.07	1.00	0.0020	NR	mg/L	1.80	74	70-130	0.9	20	B
Cadmium	0.0117	1.00	0.0010	NR	mg/L	0.897	89	70-130	1	20	
Chromium	0.266	1.00	0.0040	NR	mg/L	0.988	72	70-130	0.2	20	
Lead	0.105	1.00	0.0050	NR	mg/L	0.949	84	70-130	0.9	20	
Selenium	ND	1.00	0.0150	NR	mg/L	0.985	98	70-130	0.4	20	
Silver	ND	1.00	0.0030	NR	mg/L	1.02	102	70-130	1	20	
TCLP Metals											
Blank Analyzed: 10/30/09 (Lab Number:9J30024-BLK1, Batch: 9J30024)											
Mercury			0.0002	NR	mg/L	ND					
Blank Analyzed: 10/30/09 (Lab Number:9J30024-BLK2, Batch: 9J30024)											

Benchmark Environmental & Engineering Science
2558 Hamburg Turnpike, Suite 300
Lackawanna, NY 14218

Work Order: RSJ1421

Project: Benchmark - Solsil site
Project Number: TURN-0002

Received: 10/27/09
Reported: 11/16/09 12:03

LABORATORY QC DATA

Analyte	Source Result	Spike Level	RL	MDL	Units	Result	% REC	% REC Limits	% RPD	RPD Limit	Data Qualifiers
TCLP Metals											
Blank Analyzed: 10/30/09 (Lab Number:9J30024-BLK2, Batch: 9J30024)											
Mercury			0.0002	NR	mg/L	ND					
LCS Analyzed: 10/30/09 (Lab Number:9J30024-BS1, Batch: 9J30024)											
Mercury		0.00670	0.0002	NR	mg/L	0.00617	92	80-120			
TCLP Metals											
Blank Analyzed: 10/30/09 (Lab Number:9J30025-BLK1, Batch: 9J30025)											
Mercury			0.0002	NR	mg/L	ND					
Blank Analyzed: 10/30/09 (Lab Number:9J30025-BLK2, Batch: 9J30025)											
Mercury			0.0002	NR	mg/L	ND					
LCS Analyzed: 10/30/09 (Lab Number:9J30025-BS1, Batch: 9J30025)											
Mercury		0.00670	0.0002	NR	mg/L	0.00587	88	80-120			
Matrix Spike Analyzed: 10/30/09 (Lab Number:9J30025-MS1, Batch: 9J30025)											
QC Source Sample: RSJ1421-03											
Mercury	ND	0.00670	0.0002	NR	mg/L	0.00593	89	75-125			
Matrix Spike Dup Analyzed: 10/30/09 (Lab Number:9J30025-MSD1, Batch: 9J30025)											
QC Source Sample: RSJ1421-03											
Mercury	ND	0.00670	0.0002	NR	mg/L	0.00597	89	75-125	0.6	20	

Benchmark Environmental & Engineering Science
2558 Hamburg Turnpike, Suite 300
Lackawanna, NY 14218

Work Order: RSJ1421

Project: Benchmark - Solsil site
Project Number: TURN-0002

Received: 10/27/09
Reported: 11/16/09 12:03

LABORATORY QC DATA

Analyte	Source Result	Spike Level	RL	MDL	Units	Result	% REC	% REC Limits	% RPD	RPD Limit	Data Qualifiers
General Chemistry Parameters											
Blank Analyzed: 10/28/09 (Lab Number:9J28089-BLK1, Batch: 9J28089)											
HCN Released From Waste			10.0	0.0030	mg/kg	ND					
LCS Analyzed: 10/28/09 (Lab Number:9J28089-BS1, Batch: 9J28089)											
HCN Released From Waste		1000	10.0	0.0030	mg/kg	184	18	10-100			
General Chemistry Parameters											
Blank Analyzed: 10/28/09 (Lab Number:9J28091-BLK1, Batch: 9J28091)											
H2S Released From Waste			10.0	0.6	mg/kg	ND					
LCS Analyzed: 10/28/09 (Lab Number:9J28091-BS1, Batch: 9J28091)											
H2S Released From Waste		570	10.0	0.6	mg/kg	130	23	10-100			
General Chemistry Parameters											
Blank Analyzed: 11/03/09 (Lab Number:9K02038-BLK1, Batch: 9K02038)											
Cyanide			1.0	0.5	mg/kg wet	ND					
LCS Analyzed: 11/03/09 (Lab Number:9K02038-BS1, Batch: 9K02038)											
Cyanide		34.4	0.9	0.4	mg/kg wet	31.6	92	40-160			

Benchmark Environmental & Engineering Science
2558 Hamburg Turnpike, Suite 300
Lackawanna, NY 14218

Work Order: RSJ1421

Project: Benchmark - Solsil site
Project Number: TURN-0002

Received: 10/27/09
Reported: 11/16/09 12:03

LABORATORY QC DATA

Analyte	Source Result	Spike Level	RL	MDL	Units	Result	% REC	% REC Limits	% RPD	RPD Limit	Data Qualifiers
TCLP Extraction by EPA 1311											
Blank Analyzed: 10/29/09 (Lab Number:9J28113-BLK1, Batch: 9J28113)											
Toxicity Characteristic Leaching Procedure			NA	0.0	mg/L	ND					
Toxicity Characteristic Leaching Procedure			NA	0.0	mg/L	ND					
TCLP Extraction by EPA 1311											
Blank Analyzed: 10/29/09 (Lab Number:9J28114-BLK1, Batch: 9J28114)											
Toxicity Characteristic Leaching Procedure			NA	0.0	mg/L	ND					
Toxicity Characteristic Leaching Procedure			NA	0.0	mg/L	ND					
TCLP Extraction by EPA 1311											
Blank Analyzed: 10/29/09 (Lab Number:9J28115-BLK1, Batch: 9J28115)											
Toxicity Characteristic Leaching Procedure			NA	0.0	mg/L	ND					

Chain of Custody Record

Temperature on Receipt _____

Drinking Water? Yes ☐ No ☐

TestAmerica

THE LEADER IN ENVIRONMENTAL TESTING

TAL-4124 (1007)

Client: Benchmark	Project Manager: Mike Bresakowski	Date: 10-26-07	Chain of Custody Number: 133660
Address: 2558 Hamburg Turnpike	Telephone Number (Area Code)/Fax Number: 716-225-3314	Lab Number	Page 1 of 1
City: Buffalo / State: NY / Zip Code: 14218	Site Contact: Brad Greene	Lab Contact: Brian Fisher	Analysis (Attach list if more space is needed)
Project Name and Location (State): 3708 Highland Ave (soils)	Carrier/Waybill Number		
Contract/Purchase Order/Quote No.: 0193-001-102			

Sample I.D. No. and Description (Containers for each sample may be combined on one line)	Date	Time	Matrix: Air	Aqueous	Solid	Soil	Other	Containers & Preservatives: Unpres.	H2SO4	HNO3	HCl	NaOH	ZnAc/NaOH	TCL SVOC	TAL Metal + cyanide	TCL+STARS VOC & TCLP	PCB	Herbicides	Restricts	TCLP VOC	TCLP SVOC	TCLP PCBs/Pest	ICAP			Special Instructions/ Conditions of Receipt
S-pile-N	10-26-09	1520				X		4						X	X	X	X	X	X							
S-pile-S	"	1525				X		4						X	X	X	X	X	X							
S-pile-D	"	1530				X		4									X	X	X	X	X	X	X			
W-stack	"	1705				X		6									X	X	X	X	X	X	X			

Possible Hazard Identification

☐ Non-Hazard ☐ Flammable ☐ Skin Irritant ☐ Poison B ☒ Unknown

Sample Disposal

☐ Return To Client ☒ Disposal By Lab ☐ Archive For _____ Months (A fee may be assessed if samples are retained longer than 1 month)

Turn Around Time Required

☐ 24 Hours ☐ 48 Hours ☒ 7 Days ☐ 14 Days ☐ 21 Days ☐ Other _____

QC Requirements (Specify)

Cat B

	Date	Time		Date	Time
1. Relinquished By: Brad Greene	10-26-09	0830	1. Received By:	10-27-09	11:10
2. Relinquished By	Date	Time	2. Received By	Date	Time
3. Relinquished By	Date	Time	3. Received By	Date	Time

Comments

12.4°C Wet ice

DISTRIBUTION: WHITE - Returned to Client with Report; CANARY - Stays with the Sample; PINK - Field Copy

APPENDIX D

DATA USABILITY SUMMARY REPORT (DUSR)

Data Validation Services

120 Cobble Creek Road P.O. Box 208
North Creek, NY 12853

Phone 518-251-4429
Facsimile 518-251-4428

February 25, 2010

Michael Lesakowski
Benchmark Env. Engineers
2558 Hamburg Turnpike Suite 300
Buffalo, NY 14218

RE: **D**ata **U**sability **S**ummary **R**eport for the Glove Solsil site
TAL-Buffalo SDG Nos. RSJ0493, RSJ0652, RSJ0658, RSJ0707, RSJ0891, RSJ1288, RSJ1416, RSJ1421, RSJ1429, RSK0697, RTA0123, RTA0534, RTA1063, RTA1083, and RTA1147

Dear Mr. Leskowski:

Review has been completed for the data package generated by TestAmerica Laboratory that pertains to samples collected between 10/06/09 and 01/28/10 at the Globe Solsil site. Ninety soil samples and four field duplicates were processed for TCL semivolatiles and TAL metals. Sixty-eight of those samples and three field duplicates were also processed for PCBs, and twenty-one of those samples and two field duplicates were also processed for volatiles. Two soil samples were processed for TCL and STARS volatiles, TCL semivolatiles, TCL pesticides, PCBs, three Herbicides, and TAL metals/CN. Six aqueous samples and a field duplicate were processed for TCL and STARS volatiles, TCL semivolatiles, and TAL metals. Three soil samples were analyzed for PAHs. Two soil samples were processed for TCL pesticides, PCBs, and three herbicides, and one soil sample was analyzed only for PCBs. Two samples were analyzed for TCLP volatiles, TCLP semivolatiles, PCBs, TCLP metals, and reactivity. Twenty-two samples soil were processed for total arsenic, seven soil samples for total chromium, five soil samples for arsenic, chromium, and nickel, and two for TCLP chromium and hexavalent chromium. One additional soil sample was processed for hexavalent chromium. The analytical methods utilized are those of the USEPA SW846 6000/7000/8000. Hexavalent chromium and TCLP chromium analyses were subcontracted to the TAL-Canton laboratory.

The data packages submitted contain full deliverables for validation, but this usability report is generated from review of the summary form information, with review of sample raw data, and limited review of associated QC raw data. Full validation has not been performed. However, the reported summary forms have been reviewed for application of validation qualifiers, using guidance from the USEPA Region 2 validation SOPs, the USEPA National Functional Guidelines for Data Review, the specific laboratory methodologies, and professional judgment, as affects the usability of the data. The following items were reviewed:

* Laboratory Narrative Discussion
* Custody Documentation
* Holding Times
* Surrogate and Internal Standard Recoveries

* Matrix Spike Recoveries/Duplicate Correlations
* Preparation/Calibration Blanks
* Control Spike/Laboratory Control Samples
* Instrumental Tunes
* Calibration Standards
* ICP Serial Dilution
* CRI/CRA Standards
* Instrument IDLs
* Result Verification

Those items listed above which show deficiencies are discussed within the text of this narrative. All of the other items were determined to be acceptable for the DUSR level review.

In summary, sample analyses were primarily conducted in compliance with the required analytical protocols, and no data are rejected. However, reporting limits for undetected analytes in the semivolatile and/or pesticide fractions of numerous samples are unnecessarily elevated due to excessive dilutions. Qualifications to certain other of the sample results have been made due to matrix or processing issues.

Copies of the sample identification summaries and the laboratory case narratives are attached to this text, and should be reviewed in conjunction with this report. Also included with the report are client results tables or laboratory sample results forms annotated to reflect the qualifications recommended within this report.

The following text discusses quality issues of concern.

Chains-of-Custody

All results for the following samples are qualified as estimated due to elevated temperatures at sample receipt (12°C to 14°C with no ice present):

- five samples for total chromium and five samples for total arsenic, chromium, and nickel reported in RSJ1416
- two samples reported for VOA, SVOA, Pesticides, PCBs, Herbicides, and Metals/CN reported in RSJ1421
- two samples reported for TCLP VOA, TCLP SVOA, PCBs, TCLP Metals, R-CN, and R-S reported in RSJ1421

The custody for samples reported in SDG RSJ1421 shows that analyses for pesticides and herbicides were also requested for the two samples submitted for TCLP analytes and PCBs. Those two samples were not processed for those fractions. No discussion was provided by the laboratory relating to that issue.

There is no year present on the collection date of the aqueous samples. The year is provided on the relinquish and laboratory receipt dates.

Uninitialed write-overs were present on the relinquish dates for samples reported in SDG RSJ0493 and RSJ1416, and on the sample IDs for samples reported in SDG RSJ0891.

The relinquish date on the custody associated with RSJ1421 is incorrect. The laboratory includes no log-in discussion to indicate that they noticed the error.

The field custody form for the sample reported in RTA1063 is not present in the package, but can be found in SDG RTA0534.

Data Package Completeness

The laboratory "case narratives" do not discuss the specifics of the project sample processing. Therefore, discrepancies in custody entries, outlying QC parameters, sample matrix effects, etc. are not discussed. The laboratory narratives are not signed, and they do not include the "verbatim" statement required of the NYSDEC ASP Category B deliverables.

No dates for the metals linear range or instrument parameter determinations were provided in the data packages. These would be required for full validation review.

Data package RSJ1421 does not include the analytical summaries of sample results; the package was paginated without them.

The laboratory sample summary form for SDG RTA1063 has an incorrect receive date. The date should be 01/14/10, not 01/26/10.

None of the data packages include the raw data for the solids/moisture determination. Those data would be required for full validation of the packages. Data package RTA1083 also does not include the summary data for the solids determinations.

Two separate data packages, covering the arsenic analyses of two different samples, were assigned the same package identification (RTA1083).

The analysis run logs and the raw data do not distinguish between the total and filtered fractions of the aqueous samples.

Many of the samples were reported with a laboratory flag of "C" which is not defined within those data packages. A large number of organic samples were flagged inaccurately with the laboratory "D" flag.

Blind Duplicate Evaluations

Blind field duplicates were collected at the following locations:

- SVOA, PCBs, and Metals on SS-9 and SS-17
- SVOA and Metals on TP-15, TP-17(0-2), TP-22(0-2)
- VOA on TP-7(1-2)
- PCB, Pesticides, and Herbicides on TP-16(0-2)
- VOA, SVOA, and Metals (total and dissolved) on MW-2

All correlations fall within validation guidelines, with the exception of those for the following analytes, results for which are qualified as estimated in the indicated parent sample and its blind duplicate:

- aluminum, barium, calcium, chromium, cobalt, manganese, potassium, and vanadium (51%RPD to 1008%RPD) in SS-9
- barium, copper, and manganese (53%RPD to 101%RPD) in SS-17
- chromium and nickel (59%RPD and 65%RPD) in TP-15
- calcium, cadmium, magnesium, and zinc (68%RPD to 90%RPD) on TP-17(0-2)
- arsenic, barium, chromium, cobalt, copper, iron, manganese, nickel, zinc, and vanadium (53%RPD to 149%RPD) on TP-22(0-2)
- Aroclor 1242 (152%RPD) on TP-16(0-2)

Volatile and TCLP Volatile Analyses by EPA 8260B

The result for benzene in MW-5 has been qualified as tentative in identification and estimated in value due to poor mass spectral quality.

Many of the methylene chloride detections, and some of the cyclohexane detections are edited to reflect non-detection at the CRDL due to presence in the associated method blanks. Those detections of methylene chloride that are not edited thus are at levels typical of contamination, and should be regarded with caution.

Matrix spikes were performed on MW-1 and TP-7(1-2), and show good accuracy and precision.

The results for carbon disulfide in SB-18(2-4) and SB-19(11-14.7) are qualified as estimated due to a recovery (59%) below the laboratory acceptance range in the associated LCS.

Calibrations standards showed acceptable responses, with the following exceptions, results for which are to be qualified as estimated in the indicated samples:

- carbon disulfide (40%D and 41%D) in SB-21(12-14) and SB-28(6-8)
- methyl acetate (22%D and 29%D) in the soil samples reported in RSJ1421
- 2,2'-dichloropropane, bromochloromethane, bromoform, carbon disulfide, cis-1,3-dichloroethene, dibromochloromethane, methyl-t-butyl ether, trichlorofluoroethane (22%D to 46%D) in the aqueous samples
- methylene chloride (22%D) in the sediments reported in RSJ0658

Holding time requirements were met. Surrogate and internal standard responses meet protocol requirements.

TCL Semivolatiles, PAHs, and TCLP Semivolatile Analyses by EPA 8270C

The result for diethylphthalate in MW-4 has been edited to reflect non-detection due to very poor mass spectral quality.

Some of the low-level detected results for PAH analytes in the samples reported in RSJ0493 are edited to reflect non-detection due to presence in the associated method blank.

Calibrations standards show acceptable responses, with the exception of the following, results for which are to be qualified as estimated in value in the indicated samples:

- 2,2'-oxybis(1-chloropropane) (27%D) in SB-13(0-2), SB-20(0-2), SB-22(4-6), and SB-23(8-12)
- 2-methylphenol (28%D) in SB-24(4-6), SB-30(0-4), SB-29(4-6), and SB-21(12-14)

All results for atrazine in the samples reported in SDG RSJ0891 and in the five samples collected 10/12/09 reported in RSJ0707 are to be qualified as estimated due to low recoveries (67% to 70%) in the associated LCSs.

The results for 2,4-dinitrophenol are qualified as estimated in TP-17(0-2) and Blind-2 due to low recovery (27%) in the associated LCS.

Matrix spikes were processed on TP-13(0-2), TP-24(0-3), TP-1(0-3), SS-16, SED-1, and MW-1, with acceptable accuracy and precision, especially considering many of the soils were performed at significant dilution. Although the duplicate correlations for MW-1 are reported as being outside the recommended limits, they were calculated from concentration values rather than recovery values. Because the spike amount varied between the two matrix spikes (due to volume differences), this approach is not appropriate. Actual accuracy and precision are acceptable.

The matrix spikes of TP-7(1-2) show no recovery for 2,4-dinitrophenol, and low recoveries (21% to 32%) for 4,6-dinitrophenol and pentachlorophenol. In the parent sample, the result for 2,4-dinitrophenol is to be rejected, and the results for the latter two are to be qualified as estimated.

The matrix spikes of SS-5 show low recoveries for caprolactum. The result for that compound in the parent sample is to be qualified as estimated. Other recoveries and correlations in that evaluation are acceptable.

SB-7(3-5) failed the initial extraction. The reextraction, performed within allowable holding time, shows acceptable surrogate recoveries.

Internal standard responses meet protocol requirements.

Most of the samples that were processed for TCL Semivolatiles and PAHs were analyzed at excessive dilution. The resulting chromatograms show very little response, with any detected values below the adjusted reporting limit, indicating that re-analysis at lesser dilution should have been performed. As analyzed, reporting limits for the undetected target compounds in the affected samples are unnecessarily elevated.

No internal standard QC summary Form 8 was provided for the TCL Semivolatiles reported in RSJ1421. Raw data were reviewed during validation for this parameter, and all were found to be acceptable.

The chromatogram for SED-2 was not in the data package, and would be required for full validation. Results for that sample were verified for this review utilizing the quantitation report.

Pesticide, PCB, and Herbicide Analyses by EPA 8081A, 8082, and 8151

S-PILE-N and TP-1(0-3) produced outlying recoveries for surrogate standard DCB on both analytical columns in the pesticide analyses. Detected pesticide values for these samples have been qualified as estimated in value.

The detection of Aroclor 1254 in SED-3 is qualified as estimated due to elevated recoveries for surrogate standard DCB.

The laboratory incorrectly reported recoveries for surrogate DCB for samples TP-24(0-3) and Blind 7 as being only 10% and 6% on one of the columns. However, review of the raw data shows that the instrument mis-identified the response, and the actual surrogate recoveries are acceptable. The surrogate responses were at the proper retention time, and the error should have been noticed and corrected by the analyst, since recoveries below 10% can infer rejection of target analyte data. No qualification is indicated.

The undetected result for Aroclor 1260 in SB-24(0-2) is qualified as estimated due to interferences at the retention times corresponding to the components of that mixture.

The detection of Aroclor 1260 in SB-20(0-2) is qualified as estimated in value due to poor individual congener proportions (pattern).

The PCB continuing calibration standards associated with project samples routinely show responses outside the allowable percent difference, primarily on the second analytical column, but also on the primary column in many instances. The laboratory is utilizing an initial calibration that is almost a year old at the time of sample analysis. The system should have been recalibrated. Additionally, the laboratory should have processed continuing calibration standards of the same Aroclor mixtures as those detected in the project samples. Most of the Aroclor detections, and some of the undetected reporting limits have been qualified as estimated due to the outlying continuing calibration responses.

Many of the detected Aroclor mixtures in the samples show elevated dual column quantitative correlation, primarily due to specific high responses for isolated congeners (likely interferences that should have been disregarded), which then throw the quantitative value off on one analytical column. Those results have been qualified as estimated.

The detected quantitative values of heptachlor in S-PILE-S and endrin in TP-1(0-3) have been qualified as estimated due to elevated dual column correlation.

Results for detected Aroclors in samples where there are more than one mixture present are also qualified as estimated due to cross-contribution from the other mixtures in the sample. Additionally, the individual congener proportions (i.e. PCB pattern) for Aroclor 1242 in those samples reported multiple Aroclor mixtures are generally quite poor.

Matrix spikes of Aroclors 1016 and 1260 in TP-24(0-3), TP-1(0-3), SS-5, and SS-16 show acceptable accuracy and precision.

The pesticide matrix spikes of TP-1(0-3) show low recoveries (20% to 39%) for b-BHC, g-BHC, and 4,4'-DDD. Results for these three compounds are to be qualified as estimated in the parent sample.

TP-16(0-2), its matrix spikes, and Blind 7 were analyzed for pesticides at excessive dilution. The resulting chromatograms show very little response, with any detected values below the adjusted reporting limit, indicating that re-analysis at lesser dilution should have been performed. As analyzed, reporting limits for undetected target compounds in the affected samples are unnecessarily elevated, and matrix spikes could not be evaluated.

Herbicide matrix spikes were processed on TP-1(0-3), and show good accuracy and precision.

Matrix spikes of pesticides in TP-16(0-2) were processed, but could not be properly evaluated due to dilution of the spikes.

Some of the QC summary Forms 10 do not show response retention times for detected Aroclor mixtures.

The PCB analysis of SS-14 produced a chromatogram with very large interference peaks. The sample was therefore processed at tenfold dilution, with resultant tenfold elevated reporting limits for the Aroclor mixt+res. These interferences were not evident in the semivolatile fraction analysis of the sample, and are therefore likely extraction contaminants.

TAL Metal and TCLP Metals Analyses by EPA 6010B, 7470, and 7471

Sample matrix spikes were performed in duplicate on TP-1(0-3), SS-5, SS-16, TP-13(0-2), TP-7(1-2), SB-8(0-2), TP-24(0-3), SB-13(0-2), S-PILE-D (TCLP), MW-1, TP/SS-1(7), TP-13N2, TP-16N2, TP/SS-1(F1), and TP/SS-5(8). The matrix spike recoveries and/or spike duplicate correlations for the following elements are outside the recommended limits, and results for the affected elements are qualified as estimated in the indicated associated samples (all within the given delivery groups):

- antimony, arsenic, barium, vanadium (these –7% to 73%), chromium (122%RPD), and nickel (113%RPD) in the samples reported in RSJ0493 prefixed with "TP-"
- antimony, arsenic, barium, copper, and vanadium (37% to 74%; barium also 68%RPD) in the samples reported in RSJ0493 prefixed with "SS-"
- copper and magnesium (31% to 547%; magnesium also at 90%RPD) in the samples reported in RSJ0652 prefixed with "SS-"
- aluminum, antimony, barium, copper, magnesium, vanadium, and zinc (these 5% to 268%), antimony also at 90%RPD in the samples reported in RSJ0652 prefixed with "TP-"

- antimony (35% and 37%), chromium (129%RPD), and nickel (114%RPD) in the samples reported in RSJ0658
- arsenic in TP/SS-5(8) (72% and 73%) in SDG RTA1147
- antimony, cobalt, copper (these 33% to 61%), and zinc (986% and 3300%; 105%RPD) in SDGs RSJ0891 and RSJ1421
- antimony, cobalt, copper, vanadium (these 31% to 64%), chromium (72%RPD), and nickel (43%RPD) in SDGs RSJ0707

No accuracy and precision evaluations were performed with samples reported in SDG RSK0697. These samples have already been qualified as estimated due to elevated temperature at sample receipt. Results for zinc in the dissolved fractions of the aqueous samples, and for mercury in TP-5(0-3), TP-7(1-2), TP-8(1-2), and TP-14(2.5-3.5) have been qualified as estimated due to low recoveries (67% and 56%, respectively) in the associated low-level CRI standards.

The ICP serial dilution evaluations for TP-24(0-3), SB-13(0-2), MW-1-Dissolved, SS-5, TP-13N2, TP-16N2, TP/SS-1(F1), and TP/SS-5(8) show acceptable correlations.

The serial dilution of the filtered fraction of MW-1 produced an elevated correlation for potassium (11%D). Detected results for that element in the filtered fractions of the aqueous samples have therefore been qualified as estimated in value.

The serial dilution of the TCLP fraction of S-PILE-D produced elevated correlations for barium, chromium, and lead (22%D too 38%D). Detected results for those elements in the TCLP fractions have therefore been qualified as estimated in value.

The serial dilution of TP/SS-1(7) produced an elevated correlation for arsenic (11%D). Detected results for arsenic in the samples reported in RTA0123 have therefore been qualified as estimated in value.

The serial dilution of SS-16 produced an elevated correlation for vanadium (11%D). Detected results for that element in the samples reported in RSJ0652 prefixed with "SS-" have therefore been qualified as estimated in value.

The serial dilution of TP-13(0-2) produced elevated correlations for potassium and zinc (both 11%D). Detected results for those elements in the samples reported in RSJ0652 prefixed with "TP-" have therefore been qualified as estimated in value.

No serial dilution evaluation was performed in association with samples reported in SDG RSJ0658. Therefore, results for zinc and vanadium have been qualified as estimated in those samples, based upon the evaluations that produced a matrix suppression response in SDG RSJ0652.

Analytical sequence logs should denote the elements reported from each sequence.

Wet Chemistry Analyses—Hexavalent Chromium, Total Cyanide, Reactive Cyanide, and Reactive Sulfide

Review was conducted for method compliance, holding times, transcription, calculations, standard and blank acceptability, accuracy and precision, etc., as applicable to the procedure. All were found to be acceptable unless noted below.

Both samples processed for reactive sulfide report detections at the reporting limit. However, there is no standard processed at or near that level to judge the accuracy of the result, no calibration curve, and the LCS is processed at a concentration about two orders of magnitude higher. Additionally, the accuracy of the determination is limited to one significant figure. Those reported results have been qualified as estimated in value.

The accuracy and precision determinations for hexavalent chromium were performed on batch QC. The concentration of the analyte in that sample was too high to allow for a valid evaluation.

The batch QC for total cyanide shows acceptable recoveries and duplicate correlation.

Please do not hesitate to contact me if you have comments or questions regarding this report.

Very truly yours,

Judy Harry

Judy Harry

APPENDIX E

LAND USE EVALUATION

APPENDIX E
LAND USE EVALUATION

NYSDEC's Part 375 regulations require that the reasonableness of the anticipated future land be factored into the evaluation of remedial alternatives. The regulations identify 16 criteria that must be considered. These criteria and the resultant outcome for the 3807 Highland Avenue Site are presented below.

1. *Current use and historical and/or recent development patterns:* The 3807 Highland Avenue Site was a former industrial factory, located in a historically industrialized area in the City of Niagara Falls. The Site is presently being refurbished for the production of metallurgical products. **Accordingly, industrial site redevelopment would be consistent with historic site use.**

2. *Applicable zoning laws and maps:* The Site is located in an area of the City zoned industrial. **Continued use in an industrial capacity is therefore consistent with current zoning.**

    - *Brownfield opportunity areas as designated set forth in GML 970-r:* The Brownfield Opportunity Area (BOA) Program provides municipalities and community based organizations with assistance to complete revitalization plans and implementation strategies for areas or communities affected by the presence of brownfield sites, and site assessments for strategic sites. The subject property lies within the Highland Community Brownfield Opportunity Area Project. The Highland Community BOA is currently in "Step 2 – Nomination Study" phase.

3. *Applicable comprehensive community master plans, local waterfront revitalization plans as provided for in EL article 42, or any other applicable land use plan formally adopted by a municipality:* The 3807 Highland Avenue Site does fall within the boundaries of the Highland Area Redevelopment Plan. The Plan seeks to create an environment attractive to new private investment and proposes a series of improvements to the area's street, rail and pedestrian networks. Specifically, the Plan calls for creating a modern, clean, "green" business campus in the vicinity of the Project Site. **Site redevelopment by Globe/Solsil is consistent with the Highland Area Redevelopment Plan.**

4. *Proximity to real property currently used for residential use, and to urban, commercial, industrial, agricultural and recreational areas:* The surrounding land is mixed use, including commercial, industrial, residential, and public use parcels. **Nearby and adjacent property mixed use, including industrial. Maintaining use of the Site in an industrial capacity is consistent with the surrounding property.**

APPENDIX E
LAND USE EVALUATION

5. *Any written and oral comments submitted by members of the public on the proposed use as part of the activities performed pursuant to the citizen participation plan:* **No comments have been received from the public relevant to Site use concerns.**

6. *Environmental justice concerns, which include the extent to which the proposed use may reasonably be expected to cause or increase a disproportionate burden on the community in which the site is located, including low-income minority communities, or to result in a disproportionate concentration of commercial or industrial uses in what has historically been a mixed use or residential community:* **Nearby and adjacent property is actively used in a commercial and residential capacity. Maintaining use of the site in an industrial capacity does not pose environmental justice issues.**

7. *Federal or State land use designations:* The property is designated Urban Land (U2) by the Soil Conservation Service. Urban land typically contains ubiquitous contaminants. **Reuse in a restricted capacity (industrial) is typical in areas where background conditions preclude achieving unrestricted use soil cleanup objectives.**

8. *Population growth patterns and projections:* The City of Niagara Falls, encompassing 14.0 square miles, has a population of 55,593 persons (2000 U.S. Census Bureau), a decrease of 6,247 from the 1990 U.S. census. A declining population indicates a surplus housing market**. Reuse of the Site in a non-residential capacity does not materially affect opportunities for residential growth.**

9. *Accessibility to existing infrastructure:* Access to the Site is from Highland Avenue. A secondary access point exists on Maple Avenue. Surrounding roadways include College Avenue and Hyde Park. Utilities (sewer, water, electric) are present along all of these neighboring streets**.** The site is accessible by rail. **Existing infrastructure supports reuse in an industrial capacity**.

10. Proximity of the site to important cultural resources, including federal or State historic or heritage sites or Native American religious sites: **No such resources or sites are known to be present on or near the property.**

11. *Natural resources, including proximity of the site to important federal, State or local natural resources, including waterways, wildlife refuges, wetlands, or critical habitats of endangered or threatened species:* The Erie County Internet Mapping System (host of the Niagara County Internet Mapping Site) shows that State or Federal wetlands do not exist on

APPENDIX E
LAND USE EVALUATION

the subject property. The Niagara River is located approximately 1.0 miles west of the Site. **The absence of significant ecological resources on or adjacent to the Site indicates that cleanup to restricted use conditions will not pose an ecological threat.**

12. *Potential vulnerability of groundwater to contamination that might emanate from the site, including proximity to wellhead protection and groundwater recharge areas and other areas identified by the Department and the State's comprehensive groundwater remediation and protection program established set forth in ECL article 15 title 31:* Groundwater at the Site is assigned Class "GA" by 6NYCRR Part 701.15. Six groundwater monitoring wells exist on the Site. Groundwater data obtained during the RI indicate residual impacts from volatile organic compounds (VOCs) at wells MW-1 and MW-5. There are no groundwater supply wells present on the Site. Regionally, groundwater in the area has not been developed for industrial, agriculture, or public supply purposes. Potable water service is provided off-site and on-site by the local municipal water authority. **The absence of potable wells, wellhead protection and groundwater recharge areas indicates that cleanup to restricted use conditions will not pose a drinking water threat.**

13. *Proximity to flood plains:* The Erie County Internet Mapping System (host of the Niagara County Internet Mapping Site) indicates that the Niagara River, located approximately 1.0 miles west of the Site, is a FEMA-designated and 500-year flood zone. No flood zones are present on the property; there is no risk of significant soil erosion due to flooding. **As such, cleanup to industrial standards does not pose a threat to surface water.**

14. *Geography and geology:* The Site is located within the Erie-Ontario lake plain physiographic province, which is typified by little topographic relief and gentle slope toward the Niagara River/Lake Erie, except in the immediate vicinity of major drainage ways. Surface soils within the City are characterized as urban land with level to gently sloping land in which 80 percent or more of the soil surface is covered by asphalt, concrete, buildings, or other impervious structures typical of an urban environment. **Geography and geology are consistent with an industrial re-use.**

15. *Current institutional controls applicable to the site:* **No institutional controls are currently present that would affect redevelopment options.**

APPENDIX E
LAND USE EVALUATION

Based on the above analysis, reuse of the Site in an industrial capacity is consistent with past and current development and zoning on and around the Site, and does not pose additional environmental or human health risk.

APPENDIX F

ELECTRONIC COPY OF RI/AAR/IRM REPORT