


June 4, 2004



Petroleum Storage Tanks  
And Geoprobe Subsurface  
Investigations Report

714 Broadway Street  
City of Schenectady  
Schenectady County, New York  
NYSDEC Spill No. 04-00440  
NYSDEC PBS No. 4-600945

*Prepared for:*

**CITY OF SCHENECTADY DEPARTMENT  
OF ENGINEERING AND PUBLIC WORKS**  
Room 205 City Hall  
105 Jay Street  
Schenectady, New York 12305

*Prepared by:*

**C.T. MALE ASSOCIATES, P.C.**  
50 Century Hill Drive  
P.O. Box 727  
Latham, New York 12110  
(518) 786-7400  
FAX (518) 786-7299

*C.T. Male Project No: 04.9133*

Unauthorized alteration or addition to this  
Document is a violation of Section 7209  
Subdivision 2 of the New York State  
Education Law.

© Copyright 2004  
C.T. MALE ASSOCIATES, P.C.

**PETROLEUM STORAGE TANKS AND  
GEOPROBE SUBSURFACE INVESTIGATIONS REPORT  
714 BROADWAY STREET  
CITY OF SCHENECTADY**

**TABLE OF CONTENTS**

1.0	INTRODUCTION .....	1
1.1	General.....	1
1.2	Project Background.....	2
2.0	TANK INVESTIGATIONS .....	3
2.1	Field Investigations and Findings .....	3
2.2	Laboratory Analyses and Results.....	5
3.0	METHOD OF GEOPROBE SUBSURFACE INVESTIGATION.....	6
3.1	General.....	6
3.2	Soil Sampling.....	8
3.3	Groundwater Sampling .....	9
4.0	FINDINGS OF GEOPROBE SUBSURFACE INVESTIGATION .....	10
4.1	Subsurface Conditions .....	10
4.1.1	Soil.....	10
4.1.2	Groundwater .....	10
4.2	Field Screening Results .....	11
4.3	Soil Sampling Laboratory Analyses Results .....	12
4.4	Groundwater Sampling Laboratory Analyses Results.....	13
5.0	SUMMARY, CONCLUSIONS AND RECOMMENDATIONS .....	14

**TABLES**

TABLE 3.1-1:	Summary of Geoprobe Bore Hole Program	6
--------------	---------------------------------------	---

**FIGURES**

FIGURE 1:	Site Location Map
FIGURE 2:	Tax Map
FIGURE 3:	Sampling Locations Map

**PETROLEUM STORAGE TANKS AND  
GEOPROBE SUBSURFACE INVESTIGATIONS REPORT  
714 BROADWAY STREET  
CITY OF SCHENECTADY**

**TABLE OF CONTENTS**

**APPENDICES**

- APPENDIX A: Tank Investigation Laboratory Analysis Report and Chain of Custody Record
- APPENDIX B: Geoprobe Subsurface Exploration Logs
- APPENDIX C: Organic Vapor Headspace Analysis Logs
- APPENDIX D: Subsurface Investigation Laboratory Analysis Report and Chain of Custody Record

## 1.0 INTRODUCTION

### 1.1 General

This report presents the findings of an investigation of petroleum storage tanks and a Geoprobe subsurface investigation conducted at 714 Broadway Street, which is located at the intersection of Weaver Street and Broadway Street in the City of Schenectady, Schenectady County, New York. The site is approximately 30 feet by 86.6 feet and contains one two-story structure. A Site Location Map of the site and surrounding area is presented as Figure 1. A Tax Map of the site is presented as Figure 2.

The purpose of the Petroleum Storage Tanks and Geoprobe Subsurface Investigations was to determine the number of tanks present, potential size and contents, and to conduct a tank assessment in accordance with 40 CFR Part 280.72 for evidence of a release of petroleum from up to four abandoned underground storage tanks at the 714 Broadway Street site. The Petroleum Storage Tanks and Geoprobe Subsurface Investigations included the identification and investigation of four underground storage tanks and one above ground storage tank (Tanks 001 to 005), and the advancement of six Geoprobe bore holes using a truck-mounted direct push hydraulic unit (Geoprobe Model 540 U) to facilitate soil and groundwater sampling. All of the bore holes were advanced for soil sampling for field vapor screening with a photo-ionization detector (PID) meter, some of which were advanced for the collection of laboratory soil and groundwater samples. Bore holes GP-1, GP-2, GP-3, GP-4, and GP-6 were used for the collection of groundwater samples via a Screen Point 15 Groundwater Sampler for laboratory analysis. A groundwater sample was not obtained from GP-5 due to the lack of evidence of contamination based on olfactory observations (sight and smell) and field screening headspace analysis results. The investigation of the petroleum storage tanks was conducted on March 30, 2004 and the Geoprobe subsurface investigation field activities were conducted on April 14, 2004.

The Petroleum Storage Tanks and Geoprobe Subsurface Investigations were conducted by C.T. Male Associates, P.C. (C.T. Male) as requested by the City of Schenectady Department of Engineering and Public Works. C.T. Male subcontracted

with SJB Services, Inc. (SJB) of Ballston Spa, New York to perform the Geoprobe drilling to facilitate the soil and groundwater sampling. C.T. Male subcontracted with Phoenix Environmental Laboratories, Inc. (Phoenix) of Manchester, Connecticut to perform the laboratory analyses of soil and groundwater samples.

## **1.2 Project Background**

The City of Schenectady was issued a Notice of Violation (NOV) by NYSDEC on November 28, 2003 regarding the facility's compliance with the NYS Petroleum Bulk Storage (PBS) regulations. The NOV in general identified violations pertaining to unregistered tanks and out of service tanks that have not been permanently closed. The City of Schenectady contracted with C.T. Male to investigate the site for petroleum bulk storage tanks and for evidence of a release from the tanks in preparation of permanently closing the tanks. On March 24, 2004 and April 1, 2004, C.T. Male on behalf of the City submitted a PBS application to register the known petroleum bulk storage tanks at the site and to register the additional tanks identified during the tank investigations on March 30, 2004, respectively. The site was assigned PBS Number 4-600945.

The City of Schenectady acquired the property by tax foreclosure proceedings. According to City assessment records, the site used to be a gas and service station, and then was used for storage and residence. During a telephone conversation, the previous property owner indicated that there are four underground petroleum storage tanks on the property (one 1,000 gallons and three 3,000 gallons) and one 275 gallon above ground heating oil tank inside the building on-site. According to the previous property owner, there were no gasoline pumps present when he purchased the property in approximately 1978.

## 2.0 TANK INVESTIGATIONS

### 2.1 Field Investigations and Findings

On March 30, 2004, a representative of C.T. Male conducted a site visit to determine the number and location of underground storage tanks (USTs) present, the potential size and contents. Representatives from the City of Schenectady Department of Public Works were also present with a backhoe excavator to provide assistance in locating the additional tanks reported to be present. Two exposed fill pipes were visible on-site in the paved area south of the on-site building. A vent pipe was visible along the southeast exterior wall of the on-site building. At the base of the vent pipe, four pipes were visible that rise vertically from underground and manifold together at the ground surface into the vertical vent pipe, suggesting four USTs are present on-site.

A magnetometer (Heliflex Magnetic Locator Model Number GA-52CX) was utilized to attempt to determine the orientation of the USTs associated with the exposed fill pipes and to locate the additional fill ports associated with the other two reported USTs on-site, but was not successful. A shallow trench was excavated with the backhoe excavator in a north-south direction from the exposed fill pipes to uncover the additional fill ports. The excavator uncovered two additional fill ports that generally were in-line with the original exposed fill ports. The fill ports run parallel with Weaver Street. The uncovered fill ports were covered with approximately 1-inch of asphalt. The trench was backfilled and the area graded after uncovering the additional fill pipes. The four exposed fill ports were identified as Tank 001, Tank 002, Tank 004, and Tank 005. A fifth tank, Tank 003, was observed inside the on-site structure along the north wall. It was identified as a 275 gallon heating oil tank. See attached Figure 3, Sampling Locations Map for the approximate location of the identified tanks.

The tank interiors were assessed to determine the contents and diameter of the tanks. Polyethylene was placed next to the fill ports during the assessment. At each fill port location, samples were collected of the tank contents, where applicable, the tank contents were assessed with an interface probe, gasoline paste and water paste, and tank measurements were taken. The interface probe was decontaminated in between

each use with Alconox soap and water and rinsed with deionized water. The rinse water was allowed to infiltrate the soil around the exposed fill ports. At completion of the assessment, the fill port covers were put back on and duct taped in place. The findings of the tank investigations are summarized below:

Description	Tank 001	Tank 002	Tank 004	Tank 005
Observation of Tank Contents	Appears to be water with no petroleum odor or sheen	Appears to be water with no petroleum odor or sheen	Appears to be dry	Appears to be water with no petroleum odor or sheen
Depth of Liquid	11.4"	12.8"	Dry	4.7"
Depth of Sediment/Sludge	None evident	None evident	Dry hard bottom, none evident	None evident
Gasoline Paste Assessment	No change in color	No change in color	Not sufficient liquid present	No change in color
Water Paste Assessment	Indicated water present	Indicated water present	No liquid present	Indicated water present
Interface Probe Assessment	No product present	No product present	No liquid present	No product present
Measured Tank Diameter	5' 4.5"	5' 4.5"	47" (approx. 4')	5' 3"
Total Depth From Top of Fill Pipe	8' 1"	8' 6"	6' 5"	8' 3.5"
Depth to Top of Tank From Grade	2' 8.5"	3' 2.5"	2.5'	3' 1/2"

As noted above, the fill ports to the four USTs generally line up and are parallel with Weaver Street. Taking into account the distance between the fill pipes at various orientations, it appears that the four tanks are probably all parallel to each other and orientated parallel with Broadway. The tank diameters are all around approximately 5-1/3 feet, except Tank 004 which is approximately 4 feet in diameter. Looking at tank charts for underground tanks, the tanks could be anywhere from 1,000 gallons (6' length) to 4,000 gallons (24' length) in size. The previous owner of the property reported the tanks to consist of one 1,000 gallon tank and three 3,000 gallon tanks. Tank 004 being 4 feet in diameter, may potentially be the 1,000 gallon tank referred to by the previous owner.

The 275 gallon fuel oil above ground storage tank (AST), Tank 003, located inside the on-site structure was visually inspected. The tank interior was observed to contain a small amount of oil. Using an oil/water interface probe, the depth of product was determined to be less than 0.01 feet.

## **2.2 Laboratory Analyses and Results**

A sample of the liquid from Tank 001, Tank 002 and Tank 005 was collected using a new clean disposal bailer with new clean rope and wearing new clean nitrile gloves. The samples from Tank 001, Tank 002 and Tank 005 were placed in 40 mil septum glass vials preserved with hydrochloric acid for VOCs analysis, amber glass jar for PCBs analysis and plastic container preserved with nitric acid for TCLP chromium and lead analysis. Since what appeared to only be water was present in the referenced tanks, just the sample for VOCs analysis from Tank 005 was analyzed in the laboratory by EPA Method 8021. The samples were analyzed by Phoenix Environmental Laboratories, Inc. of Manchester, Connecticut a NYSDOH ELAP certified laboratory (ELAP #11301). There was not sufficient liquid present to collect a sample from Tank 004 or Tank 003.

For the sample from Tank 005, seven VOCs were detected at concentrations ranging from 11 ug/l of naphthalene to 1,300 ug/l of 1,2,4-trimethylbenzene. The VOCs detected were petroleum constituents, except 1,2,3-trichloropropane which was detected at 30 ug/l. In general, the water present in Tank 001, Tank 002 and Tank 005 appears to be petroleum contaminated water. A copy of the laboratory analysis report is enclosed in Appendix A.

### 3.0 METHOD OF GEOPROBE SUBSURFACE INVESTIGATION

#### 3.1 General

Six exploratory bore holes were advanced around the four underground storage tanks in the paved area south of the on-site structure at 714 Broadway Street. Bore holes GP-1 through GP-6 were advanced on April 14, 2004. Since it was estimated that four USTs were present in a concentrated area of the site and probably parallel to each other based on the location of the fill pipes, the initial bore hole locations were selected such that there would be at least one bore hole on the north and south sides of the row of tanks (i.e., estimated to be the sides of the tanks) and one bore hole on the east and west sides of the row of tanks. (i.e., estimated to be the ends of the tanks) Since the northern most Tank 001 was a smaller diameter and potentially a 1,000 gallon tank, a bore hole was also advanced on the west end of the tank. Based on the findings as the work proceeded, a bore hole was also advanced southwest of the tanks.

Table 2.1-1 provides a summary of the Geoprobe bore hole program including identification numbers of the test bore hole locations, total depth and sampling data.

**TABLE 3.1-1  
SUMMARY OF GEOPROBE BORE HOLE PROGRAM  
714 BROADWAY**

<b>Geoprobe ID</b>	<b>Total Depth (feet below grade)</b>	<b>Soil Sample Interval Analyzed In Lab (feet below grade)</b>	<b>Method of Collection and Depth of Screened Interval For Groundwater Sample Analyzed in Lab (feet below grade)</b>
GP-1	16	None	Screen Point 15 Groundwater Sampler with screened interval exposed from 8 to 11 feet below grade.
GP-2	16	8-10	Screen Point 15 Groundwater Sampler with screened interval exposed from 12 to 15 feet below grade.
GP-3	16	8-10	Screen Point 15 Groundwater Sampler with screened interval exposed from 12 to 15 feet below grade.

**TABLE 3.1-1  
SUMMARY OF GEOPROBE BORE HOLE PROGRAM  
714 BROADWAY**

Geoprobe ID	Total Depth (feet below grade)	Soil Sample Interval Analyzed In Lab (feet below grade)	Method of Collection and Depth of Screened Interval For Groundwater Sample Analyzed in Lab (feet below grade)
GP-4	16	8-10	Screen Point 15 Groundwater Sampler with screened interval exposed from 12 to 15 feet below grade.
GP-5	16	None	None
GP-6	16	8-10	Screen Point 15 Groundwater Sampler with screened interval exposed from 12 to 15 feet below grade.

The Geoprobe test bore holes were advanced by SJB Services, Inc. of Ballston Spa, New York. A C.T. Male environmental geologist/scientist observed the advancement of the Geoprobe bore holes and collection of soil and groundwater samples. Soil conditions encountered during the subsurface investigation were recorded on subsurface exploration logs, and samples collected were classified by a C.T. Male environmental geologist/scientist using the Unified Soil Classification System. All Geoprobe sampling equipment, the Macro-core soil sampler, the Screen Point 15 groundwater sampler and associated tools were cleaned prior to the start of work, between each sampling interval and at completion of the work with non-phosphate detergent (i.e., Alconox) and potable water, and rinsed with potable water. Since evidence of petroleum contamination was encountered based on visual observations and odor, the decontamination liquid and groundwater purge water were discharged into Tank 001 with the existing petroleum contaminated water. The bore holes were abandoned with bentonite chips and existing soil.

The Geoprobe Subsurface Exploration Logs are enclosed in Appendix B. The Geoprobe bore hole locations are shown in Figure 3, Sampling Locations Map, at the end of the text of this report.

### 3.2 Soil Sampling

At all of the Geoprobe bore hole locations the soil was continuously sampled using a direct push stainless steel Macro-core sampler that was 4 feet in length and 1.75 inches in diameter. The Macro-core sampler was equipped with a new clean disposable acetate liner for the purpose of soil sample collection. The acetate liner was removed from the Macro-core sampler after each sample interval and opened. At all locations, a portion of the soil sample was quickly transferred from the acetate liner for a desired interval to new Ziploc brand plastic bags and filled about half full using a new pair of clean sampling gloves. Each sample was then shaken and screened with a MiniRAE 2000 PID meter. The PID meter was calibrated (using isobutylene standard calibration gas of 100 parts per million) prior to use in accordance with the manufacturer's instructions. The PID readings were recorded on Organic Vapor Headspace Analysis Logs which are presented in Appendix C.

At bore holes GP-2, GP-3, GP-4 and GP-6, samples were also taken for laboratory analysis. The acetate liner was cut open and a portion of the soil sample was quickly retrieved from the acetate liner from the desired interval using a new pair of clean sampling gloves and transferred to labeled, laboratory-supplied clean containers (one 4 ounce for volatile organic compounds (VOCs) analysis), and then soil was collected for PID screening. The jars were sealed and subsequently placed into a cooler containing bagged ice for submission to the laboratory along with a completed chain of custody record. Glass jars with Teflon lined caps for VOCs were filled with soil by taking soil from the location within the acetate liner that straddled the soil water interface or the depth corresponding to the water table to create a representative sample for a selected interval (i.e., 8-10 feet).

Four soil samples were sent for laboratory analyses from GP-2, GP-3, GP-4 and GP-6 based on visual observation of soil staining and petroleum odor at the water table, the PID screening results (i.e., the soil interval with the highest PID screening results was submitted for laboratory analysis), and corresponding to the bottom of the tanks. At GP-2, estimated to be near the middle of the west end of the cluster of tanks, a soil sample from 8 to 10 feet was submitted for laboratory analysis exhibiting a PID reading of 25.2 ppm above background. At GP-3, estimated to be near the middle south side of the cluster of tanks (south side of Tank 002), a soil sample from 8 to 10 feet was submitted for laboratory analysis exhibiting a PID reading of 53.5 ppm

above background. At GP-4, estimated to be near the middle of the east end of the cluster of tanks, a soil sample from 8 to 10 feet was submitted for laboratory analysis exhibiting a PID reading of 2.4 ppm above background. At GP-6, located southwest of the row of tanks, a soil sample from 8 to 10 feet was submitted for laboratory analysis exhibiting a PID reading of approximately 720 ppm above background.

In summary, one soil sample each was analyzed from bore holes advanced on the east and west ends of the cluster of tanks, and one soil sample each was analyzed from the bore holes advanced on the south side of the cluster of tanks and to the southwest of the cluster of tanks.

### **3.3 Groundwater Sampling**

Groundwater samples were obtained from bore holes GP-1, GP-2, GP-3, GP-4 and GP-6 based on where soil screening PID readings were obtained and to account for the potential direction of groundwater flow. A groundwater sample was not obtained from GP-5 due to lack of contamination based on olfactory observations (sight and smell) and PID headspace analysis screening. A Geoprobe Screen Point 15 groundwater sampler with a 4-foot screen length was utilized to facilitate the groundwater sampling. The sampler is attached to the Geoprobe unit and pushed into the ground to the desired depth. Then the rods are pulled back and the screen is exposed to allow groundwater to enter the sampler. The soil samples became wet at approximately 8 to 10 feet below grade, therefore the screen was exposed from approximately 12 to 15 feet below grade, except at GP-1, where the screen was exposed from approximately 8 to 11 feet, as the bore hole had partially collapsed after the macro-core sampler had been removed. The sampler screen is wire-wound stainless steel (4-slot).

The groundwater samples were collected using new clean polyethylene and silicone tubing at each sample location and a peristaltic pump to transfer the groundwater from the Screen Point 15 sampler into labeled clean glass sample jars. Approximately  $\frac{1}{4}$  gallon and  $\frac{1}{2}$  gallon of groundwater was purged at these locations to reduce the turbidity and evacuate at least one well volume from the annulus of the sampler prior to collecting the laboratory samples. Samples were collected in laboratory-supplied glass 40 ml Teflon septum glass containers fixed with HCL for VOCs analysis.

#### **4.0 FINDINGS OF GEOPROBE SUBSURFACE INVESTIGATION**

##### **4.1 Subsurface Conditions**

###### **4.1.1 Soil**

A total of six Geoprobe bore holes were advanced across the site as shown in Figure 3. The termination depths of the bore holes were generally 16 feet below grade. The bore holes revealed similar subsurface soil conditions across the site. The soil sample descriptions for each Geoprobe bore hole are presented on individual Geoprobe Subsurface Exploration Logs in Appendix B.

The soil at the site generally consists of fill soils overlying silty sand soils although the transition between the two soil layers was not distinct. The fill soils were similar to the native soils and were generally comprised of brown fine sand and silt, with varying amounts of gravel. There were occasional occurrences of red brick, in the fill soils. Since the bottom depths of the USTs are estimated to be approximately 6.5 feet (Tank 004) and 8.5 feet (Tanks 001, 002 and 005) below grade, it is likely the fill soils extend to a similar depth as the bottom of each tank or the bottom of a concrete hold down pad, if it exists. Beneath the fill soils, the bore holes disclosed a gray silt and in some of the bore holes varying amounts of fine sand, extending to 16 feet below grade. At some locations, the native soil graded to fine to medium sand and silt (no gravel).

###### **4.1.2 Groundwater**

The degree of moisture within the recovered soil samples was consistent between locations. The soil samples became wet at approximately 8 to 10 feet below grade. This investigation did not include installation of monitoring wells to determine the groundwater flow direction. However, based on review of the 1980 USGS Topographic Map of Schenectady, groundwater flow is inferred to be north towards the Mohawk River. The Mohawk River is located approximately one mile north of the subject site.

#### 4.2 Field Screening Results

All recovered soil samples from GP-1 through GP-6 were screened for the presence of VOCs with a MiniRAE 2000 PID meter for evidence, if any, of a petroleum release. The PID meter screening results are presented in the Organic Vapor Headspace Analysis Logs enclosed in Appendix C. At bore hole locations GP-1, GP-4 and GP-5, the PID readings were generally less than one to two parts per million above background and there was no evidence of petroleum related staining or odors. One exception was the 8 to 10 foot interval at GP-4, which exhibited a slight odor, but the PID reading was only 2.4 ppm above background. Low or elevated PID readings were observed in select soil samples collected from bore holes GP-2, GP-3 and GP-6, as discussed below.

At GP-2, relatively low PID readings were obtained from the intervals between 8 to 10 feet and 12 to 14 feet below grade ranging from 3.1 ppm (12 to 14 feet) to 25.2 ppm (8 to 10 feet). The remaining soil samples at this location did not exhibit elevated PID readings (i.e., less than one ppm above background). There was petroleum related staining and/or odors noted within the 8 to 10 foot and 12 to 14 foot soil sample intervals at this location.

At GP-3, relatively low PID readings were obtained from the intervals between 8 to 10 feet and 12 to 14 feet below grade ranging from 24.6 ppm (10 to 12 feet) to 53.5 ppm (8 to 10 feet). The remaining soil samples at this location did not exhibit elevated PID readings (i.e., less than one ppm above background). There was petroleum related staining and/or odors noted within the 8 to 10 foot and 12 to 14 foot soil sample intervals at this location.

At GP-6, relatively low to elevated PID readings were obtained from the intervals between 4 to 16 feet ranging from 10.1 ppm (4 to 6 feet) to 720 ppm (8 to 10 feet) and back down to 2.5 ppm (14 to 16 feet). The remaining soil samples at this location did not exhibit elevated PID readings (i.e., less than one ppm above background). There were petroleum odors noted within the 6 to 8 foot (mild odor) and 8 to 10 foot (strong odor) soil sample intervals at this location, and petroleum related sheen was observed on the soil surface at approximately 9.5 feet below grade.

Based on the elevated PID reading at GP-6 and visual observations indicating evidence of a release, the New York State Department of Environmental Conservation (NYSDEC) Spill Hotline was contacted on April 14, 2004 and Spill Number 04-00440 was assigned to the incident.

#### **4.3 Soil Sampling Laboratory Analyses Results**

Based on the field screening PID meter results, some of the recovered soil samples did exhibit low to elevated PID readings which indicates total VOCs were detected. To confirm the PID results and determine the type and levels of contaminants present where PID readings were detected, soil samples were taken for laboratory analyses as described in Section 3.2.

The soil samples were analyzed for aromatic and chlorinated VOCs by EPA Method 8021 based on the findings of the UST investigations and the tanks reportedly having stored gasoline. The soil samples were analyzed on a total basis to determine the concentrations of contaminants, if any, which exceed their recommended soil cleanup objective values presented in the NYSDEC Technical and Administrative Guidance Memorandum (TAGM) 4046, Determination of Soil Cleanup Objectives and Cleanup Levels. The soil samples were analyzed by Phoenix Environmental Laboratories, Inc. (Phoenix) of Manchester, Connecticut. Phoenix is a New York State Department of Health (NYSDOH) Environmental Laboratory Approval Program (ELAP) certified laboratory (ELAP #11301).

Four soil samples from select bore holes were subjected to laboratory analysis as discussed in Section 3.2. The analytical results for these soil samples did not detect any volatile organic compounds with the exception of five compounds at two locations. Naphthalene, and n-butylbenzene were detected at bore hole GP-4 (8-10 feet) at concentrations of 650 ug/kg and 400 ug/kg, respectively. The concentrations of these compounds are below their NYSDEC TAGM recommended soil cleanup objective values of 13,000 ug/kg and 10,000 ug/kg, respectively. N-butylbenzene, n-propylbenzene, p-isopropyltoluene, and sec-butylbenzene, were detected at bore hole GP-6 (8-10 feet) at concentrations of 5,800 ug/kg, 2,700 ug/kg, 1,500 ug/kg and 1,800 ug/kg, respectively. The concentrations of these compounds are below their NYSDEC TAGM recommended soil cleanup objective values of 10,000 ug/kg, 3,700

ug/kg, 10,000 ug/kg and 10,000 ug/kg, respectively. A copy of the laboratory analysis report and chain of custody record are enclosed in Appendix D.

#### **4.4 Groundwater Sampling Laboratory Analyses Results**

Groundwater samples were collected from bore holes GP-1, GP-2, GP-3, GP-4 and GP-6 to determine the general groundwater quality in the area of the USTs and to determine if the groundwater quality has been impacted by the PID screening contamination detected in some of the soil samples. The samples were analyzed in the laboratory by Phoenix Environmental Laboratories, Inc. of Manchester, Connecticut. The groundwater samples were analyzed for aromatic and chlorinated VOCs by EPA Method 8021.

The analytical results did not detect any volatile organic compounds within the groundwater samples collected from bore holes GP-1, GP-2, GP-3, GP-4 and GP-6. A copy of the laboratory analysis report and chain of custody record are enclosed in Appendix D.

## 5.0 SUMMARY, CONCLUSIONS AND RECOMMENDATIONS

C.T. Male has completed the Petroleum Storage Tanks and Geoprobe Subsurface Investigations conducted at 714 Broadway Street the City of Schenectady in relation to one above ground storage tank and four underground storage tanks (USTs) at the site. The purpose of the tanks and subsurface investigations was to determine the number of tanks present, potential size and contents, to conduct a tank assessment to determine if a release of petroleum had occurred, and/or to determine the quality of soil and groundwater in the area of four abandoned USTs.

Based on the work completed, there are one 275 gallon above ground heating oil tank (Tank 003) inside the building and four USTs (Tanks 001, 002, 004 and 005) in the paved area south of the building on-site as shown on Figure 3. Three of the USTs contain petroleum contaminated water and the other UST and above ground heating oil tank appear to be essentially empty. Evidence of petroleum contamination was detected in the soil based on PID screening results and visual observations (staining and odor), and based on the laboratory analyses results. However, the levels of volatile organic compounds (VOCs) detected in two (GP-4 and GP-6) of the four soil samples analyzed in the laboratory were below the NYSDEC TAGM 4046, Determination of Soil Cleanup Objectives and Cleanup Levels criteria. The findings during the subsurface investigation were reported to the NYSDEC Spill Hotline and Spill Number 4-00440 was assigned to the incident.

The horizontal extent of the petroleum contamination detected at GP-6, southwest of the tank cluster was not able to be determined during the one day of Geoprobe subsurface investigation, as there was not sufficient time to conduct additional bore holes. The highest PID readings and strongest petroleum odor were detected at this location within the 8 to 10 foot sample interval (concentrated at 9.5 to 10 feet). Low PID readings and petroleum odor were obtained within the 8 to 10 foot sample interval (at the water table) at bore holes to the north (GP-2), northeast (GP-4) and east (GP-3). The findings suggest either the contamination is originating from the tanks and the groundwater is flowing to the southwest towards GP-6, or there is a source upgradient of GP-6 and the groundwater is flowing to the northeast. It is not known where the fuel island associated with the former gasoline station was located

on-site. According to the previous property owner, the fuel island was not present when he purchased the property in approximately 1978.

No evidence of petroleum contamination was detected in the five groundwater samples collected and analyzed for VOCs.

It is recommended that the USTs be properly closed in accordance with 6 NYCRR Part 613.9(b) and 40 CFR Part 280.72 and the above ground tank be properly closed in accordance with 6 NYCRR Part 613.9(b).

The information presented in this report is limited to the investigation conducted as described herein, and is not necessarily all inclusive of conditions present at the subject site. If you have any questions regarding this report, please contact this office at (518) 786-7400.

Respectfully submitted,  
C.T. MALE ASSOCIATES, P.C.



Elizabeth W. Rovers, P.E.  
Managing Engineer

/ewr  
CTMA Project No. 04.9133  
June 4, 2004

**FIGURES**

**FIGURE 1**  
**SITE LOCATION MAP**





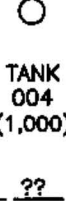


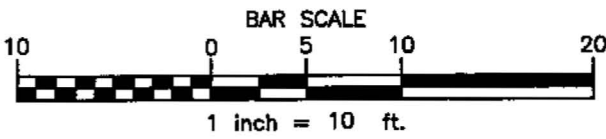
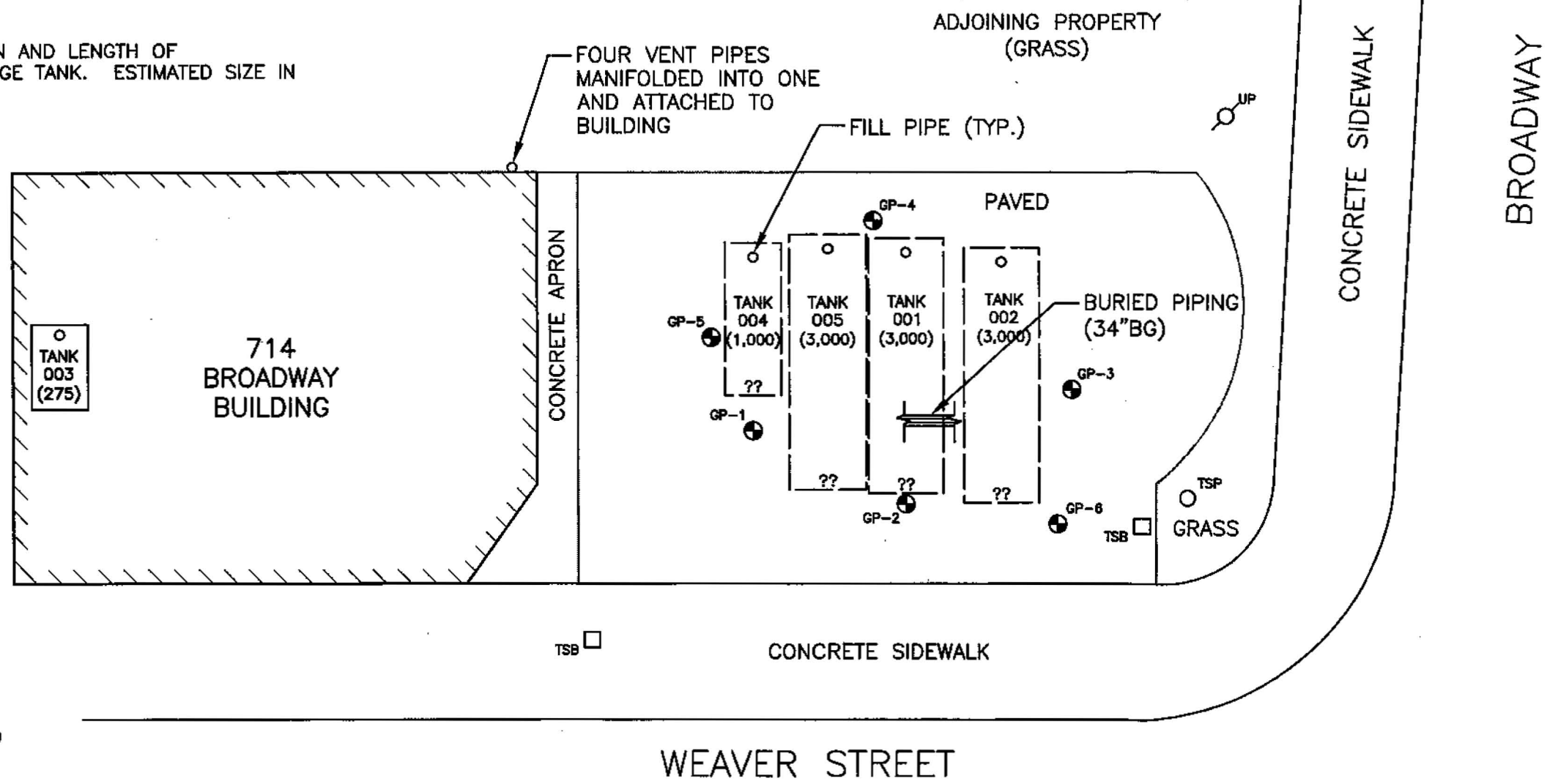
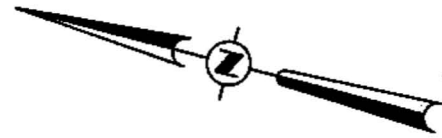
**FIGURE 2**  
**TAX MAP**



**FIGURE 3**  
**SAMPLING LOCATIONS MAP**

**LEGEND**

-  APPROXIMATE LOCATION OF UTILITY POLE.
-  APPROXIMATE LOCATION OF TRAFFIC SIGNAL BOX.
-  APPROXIMATE LOCATION OF TRAFFIC SIGNAL POLE.
-  APPROXIMATE LOCATION AND ID OF GEOPROBE BORE HOLE.
-  INFERRED ORIENTATION AND LENGTH OF UNDERGROUND STORAGE TANK. ESTIMATED SIZE IN GALLONS IS SHOWN.



NOTE:  
THE LOCATIONS AND FEATURES DEPICTED ON THIS MAP ARE APPROXIMATE AND DO NOT REPRESENT AN ACTUAL FIELD SURVEY.

DATE	REVISIONS RECORD/DESCRIPTION	DRAFTED	CHECK	APPR.
1				
2				
3				
4				
5				
6				
7				
8				
9				

UNAUTHORIZED ALTERATION OR ADDITION TO THIS DOCUMENT IS A VIOLATION OF SECTION 7209 SUBDIVISION 2 OF THE NEW YORK STATE EDUCATION LAW.  
© 2004  
C.T. MALE ASSOCIATES P.C.  
DESIGNED :  
DRAFTED : JAM  
CHECKED : EWR  
PROJ. NO: 04.9133  
SCALE : 1"=10'±  
DATE : APRIL 2004

**FIGURE 3  
SAMPLING LOCATIONS MAP**

**UST INVESTIGATION  
714 BROADWAY SITE**

CITY OF SCHENECTADY SCHENECTADY COUNTY, NY

**C.T. MALE ASSOCIATES, P.C.**  
50 CENTURY HILL DRIVE, P.O. BOX 727, LATHAM, NY 12110  
518.786.7400 \* FAX 518.786.7299  
ARCHITECTURE & BUILDING SYSTEMS ENGINEERING \* CIVIL ENGINEERING  
ENVIRONMENTAL SERVICES \* SURVEY & LAND INFORMATION SERVICES



CAD DWG. FILE NAMESAMP LOC.DWG

**APPENDIX A**

**TANK INVESTIGATION LABORATORY ANALYSES  
REPORT AND CHAIN OF CUSTODY RECORD**



**Environmental Laboratories, Inc.**  
587 East Middle Turnpike, P.O.Box 370, Manchester, CT 06040  
Tel. (860) 645-1102 Fax (860) 645-0823

# Analysis Report

April 06, 2004

FOR: Attn: Ms. Liz Rovers  
CT Male Associates, PC  
50 Century Hill Drive  
Latham, NY 12110

## Sample Information

Matrix: WATER  
Location Code: CT-MALE  
Rush Request:  
P.O.#: 049133

## Custody Information

Collected by: SB  
Received by: KJB  
Analyzed by: see "By" below

## Date

03/30/04 14:00  
03/31/04 10:40

## Time

SDG I.D.: GAF46457

Phoenix I.D.: AF46457

## Laboratory Data

Client ID: 714 BROADWAY UST INVEST TANK-5

<u>Parameter</u>	<u>Result</u>	<u>RL</u>	<u>Units</u>	<u>Date</u>	<u>Time</u>	<u>By</u>	<u>Reference</u>
<b><u>Volatile Organic Compounds</u></b>							
1,1,1,2-Tetrachloroethane	ND	10	ug/L	04/02/04		RM	8021/8260
1,1,1-Trichloroethane	ND	10	ug/L	04/02/04		RM	8021/8260
1,1,2,2-Tetrachloroethane	ND	10	ug/L	04/02/04		RM	8021/8260
1,1,2-Trichloroethane	ND	10	ug/L	04/02/04		RM	8021/8260
1,1-Dichloroethane	ND	10	ug/L	04/02/04		RM	8021/8260
1,1-Dichloroethene	ND	10	ug/L	04/02/04		RM	8021/8260
1,1-Dichloropropene	ND	10	ug/L	04/02/04		RM	8021/8260
1,2,3-Trichlorobenzene	ND	10	ug/L	04/02/04		RM	8021/8260
1,2,3-Trichloropropane	35	10	ug/L	04/02/04		RM	8021/8260
1,2,4-Trichlorobenzene	ND	10	ug/L	04/02/04		RM	8021/8260
1,2,4-Trimethylbenzene	1300	10	ug/L	04/02/04		RM	8021/8260
1,2-Dibromo-3-chloropropane	ND	10	ug/L	04/02/04		RM	8021/8260
1,2-Dichlorobenzene	ND	10	ug/L	04/02/04		RM	8021/8260
1,2-Dichloroethane	ND	10	ug/L	04/02/04		RM	8021/8260
1,2-Dichloropropane	ND	10	ug/L	04/02/04		RM	8021/8260
1,3,5-Trimethylbenzene	310	10	ug/L	04/02/04		RM	8021/8260
1,3-Dichlorobenzene	ND	10	ug/L	04/02/04		RM	8021/8260
1,3-Dichloropropane	ND	10	ug/L	04/02/04		RM	8021/8260
1,4-Dichlorobenzene	ND	10	ug/L	04/02/04		RM	8021/8260
2,2-Dichloropropane	ND	10	ug/L	04/02/04		RM	8021/8260
2-Chlorotoluene	ND	10	ug/L	04/02/04		RM	8021/8260
4-Chlorotoluene	ND	10	ug/L	04/02/04		RM	8021/8260
Benzene	ND	10	ug/L	04/02/04		RM	8021/8260

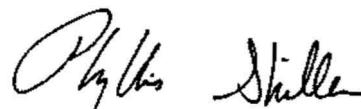
Parameter	Result	RL	Units	Date	Time	By	Reference
Bromobenzene	ND	10	ug/L	04/02/04		RM	8021/8260
Bromochloromethane	ND	10	ug/L	04/02/04		RM	8021/8260
Bromodichloromethane	ND	10	ug/L	04/02/04		RM	8021/8260
Bromoform	ND	10	ug/L	04/02/04		RM	8021/8260
Bromomethane	ND	10	ug/L	04/02/04		RM	8021/8260
Carbon tetrachloride	ND	10	ug/L	04/02/04		RM	8021/8260
Chlorobenzene	ND	10	ug/L	04/02/04		RM	8021/8260
Chloroethane	ND	10	ug/L	04/02/04		RM	8021/8260
Chloroform	ND	10	ug/L	04/02/04		RM	8021/8260
Chloromethane	ND	10	ug/L	04/02/04		RM	8021/8260
cis-1,2-Dichloroethene	ND	10	ug/L	04/02/04		RM	8021/8260
Dibromochloromethane	ND	10	ug/L	04/02/04		RM	8021/8260
Dibromoethane	ND	10	ug/L	04/02/04		RM	8021/8260
Dibromomethane	ND	10	ug/L	04/02/04		RM	8021/8260
Dichlorodifluoromethane	ND	10	ug/L	04/02/04		RM	8021/8260
Ethylbenzene	ND	10	ug/L	04/02/04		RM	8021/8260
Hexachlorobutadiene	ND	10	ug/L	04/02/04		RM	8021/8260
Isopropylbenzene	ND	10	ug/L	04/02/04		RM	8021/8260
m&p-Xylene	300	10	ug/L	04/02/04		RM	8021/8260
Methyl t-butyl ether (MTBE)	ND	20	ug/L	04/02/04		RM	8021/8260
Methylene chloride	ND	10	ug/L	04/02/04		RM	8021/8260
n-Butylbenzene	ND	10	ug/L	04/02/04		RM	8021/8260
n-Propylbenzene	ND	10	ug/L	04/02/04		RM	8021/8260
Naphthalene	11	10	ug/L	04/02/04		RM	8021/8260
o-Xylene	94	10	ug/L	04/02/04		RM	8021/8260
p-Isopropyltoluene	18	10	ug/L	04/02/04		RM	8021/8260
sec-Butylbenzene	ND	10	ug/L	04/02/04		RM	8021/8260
Styrene	ND	10	ug/L	04/02/04		RM	8021/8260
tert-Butylbenzene	ND	10	ug/L	04/02/04		RM	8021/8260
Tetrachloroethene	ND	10	ug/L	04/02/04		RM	8021/8260
Toluene	ND	10	ug/L	04/02/04		RM	8021/8260
trans-1,2-Dichloroethene	ND	10	ug/L	04/02/04		RM	8021/8260
Trichloroethene	ND	10	ug/L	04/02/04		RM	8021/8260
Trichlorofluoromethane	ND	10	ug/L	04/02/04		RM	8021/8260
Vinyl chloride	ND	10	ug/L	04/02/04		RM	8021/8260
<b>QA/QC Surrogates</b>							
% Bromofluorobenzene	90		%	04/02/04		RM	8021/8260

---

**Comments:**

ND=Not detected BDL = Below Detection Limit RL=Reporting Limit

If there are any questions regarding this data, please call Phoenix Client Services at extension 200.



Phyllis Shiller, Laboratory Director

April 06, 2004



**Environmental Laboratories, Inc.**  
587 East Middle Turnpike, P.O.Box 870, Manchester, CT 06040  
Tel. (860) 645-1102 Fax (860) 645-0823

# QA/QC Report

April 06, 2004

## QA/QC Data

SDG I.D.: GAF46457

Parameter	Blank	LCS %	MS Rec %	MS Dup Rec %	RPD
QA/QC Batch Sample No: AF46784 (AF46457)					
<b>Volatiles Organics</b>					
1,1,1,2-Tetrachloroethane	ND	95			
1,1,1-Trichloroethane	ND	99			
1,1,2,2-Tetrachloroethane	ND	121			
1,1,2-Trichloroethane	ND	121			
1,1-Dichloroethane	ND	92			
1,1-Dichloroethene	ND	87	102	103	1.0
1,1-Dichloropropene	ND	86			
1,2,3-Trichlorobenzene	ND	71			
1,2,3-Trichloropropane	ND	117			
1,2,3-Trimethylbenzene	ND				
1,2,4-Trichlorobenzene	ND	81			
1,2,4-Trimethylbenzene	ND	92			
1,2-Dibromo-3-chloropropane	ND	116			
1,2-Dichlorobenzene	ND	100			
1,2-Dichloroethane	ND	100			
1,2-Dichloropropane	ND	101			
1,3,5-Trimethylbenzene	ND	94			
1,3-Dichlorobenzene	ND	99			
1,3-Dichloropropane	ND	100			
1,4-Dichlorobenzene	ND	98			
2,2-Dichloropropane	ND	95			
2-Chlorotoluene	ND	98			
4-Chlorotoluene	ND	97			
Benzene	ND	105	110	108	1.8
Bromobenzene	ND	104			
Bromochloromethane	ND	111			
Bromodichloromethane	ND	102			
Bromoform	ND	113			
Bromomethane	ND	141			
Carbon Tetrachloride	ND	105			
Chlorobenzene	ND	99	97	98	1.0
Chloroethane	ND	106			

**QA/QC Data**

SDG I.D.: GAF46457

<b>Parameter</b>	<b>Blank</b>	<b>LCS %</b>	<b>MS Rec %</b>	<b>MS Dup Rec %</b>	<b>RPD</b>
Chloroform	ND	106			
Chloromethane	ND				
cis-1,2-Dichloroethene	ND	103			
cis-1,3-Dichloropropene	ND	101			
Dibromochloromethane	ND	100			
Dibromoethane	ND	115			
Dibromomethane	ND	113			
Dichlorodifluoromethane	ND	72			
Ethylbenzene	ND	92			
Hexachlorobutadiene	ND	94			
Isopropylbenzene	ND	98			
m&p-Xylene	ND	95			
Methyl t Butyl Ether (MTBE)	ND				
Methylene Chloride	ND	107			
n-Butylbenzene	ND	91			
n-Propylbenzene	ND	90			
Naphthalene	ND	62			
o-Xylene	ND	93			
p-Isopropyltoluene	ND	96			
sec-Butylbenzene	ND	93			
Styrene	ND	95			
tert-Butylbenzene	ND	96			
Tetrachloroethene	ND	85			
Toluene	ND	106	110	107	2.8
Total Trihalomethanes (TTHM)	ND				
trans-1,2-Dichloroethene	ND	90			
trans-1,3-Dichloropropene	ND	104			
Trichloroethene	ND	89	92	90	2.2
Trichlorofluoromethane	ND	89			
Vinyl Chloride	ND				
% Bromofluorobenzene	81	91	76	80	5.1

**Comment:** LFB was analyzed with this batch instead of MS/MSD


If there are any questions regarding this data, please call Phoenix Client Services at extension 200.

MS - Matrix Spike

MS Dup - Matrix Spike Duplicate

RPD - Relative Percent Difference

LCS - Laboratory Control Sample



Phyllis Shiller, Laboratory Director  
April 06, 2004



# Environmental Laboratories, Inc.

587 East Middle Turnpike, P.O. Box 370, Manchester, CT 06040  
 Tel. (860) 645-1102 Fax (860) 645-0823

## CHAIN OF CUSTODY RECORD

Client Services (860) 645-8726

DATE RCVD:

Customer: CT Hal Associates, PC  
 Address: 50 Century Hill Drive  
Latham, NY 12110

Project: 714 Broadway UST Investigations  
 Report To: Liz Rowers  
 Invoice To: Liz Rowers

Project P.O.: 04.9133  
 Phone #: (518) 786-7492  
 Fax #: (518) 786-7299

Client Sample - Information - Identification					Analysis Requested												
Sampler's Signature		Date			<div style="display: flex; justify-content: space-between;"> <div style="writing-mode: vertical-rl; transform: rotate(180deg);">8021 (Full)</div> <div style="writing-mode: vertical-rl; transform: rotate(180deg);">PCB's 808a</div> <div style="writing-mode: vertical-rl; transform: rotate(180deg);">TEMP Pb + Cr.</div> </div>												
Item #	Customers Sample Ident	Sample Matrix	Date	Time													VOA VIALS w/ HCL
	X <u>Steph Bial</u>		<u>3/30/04</u>														
	Tank-5	H <sub>2</sub> O	3/30/04	2:00 PM	3	1	1						46457				
	Tank-6	H <sub>2</sub> O	3/30/04	2:28 PM	3	1	1						46458				
	Tank-7	H <sub>2</sub> O	3/30/04	2:51 PM	3	1	1						46459				
	Temp Blank	H <sub>2</sub> O			2								46460				

Item #	Relinquished by:	Accepted by:	Date:	Time:
	<u>[Signature]</u>	<u>[Signature]</u>	3/30/04	16:05
	<u>[Signature]</u>	<u>[Signature]</u>	3/30/04	11:15
	<u>[Signature]</u>	<u>[Signature]</u>	3/31/04	10:30

Comments:  
 Hold samples until ok to analyze per Liz Rowers  
 Run TANK 5 Sample for  
 8021 VOA Full List  
 per Liz Rowers 4-1-04

Standard lab turnaround is 10 working days. Accelerated turnarounds are always available. Check with office on prevailing surcharge. ACCELERATED TURN-AROUND TIME REQUESTED:    1    2    3    4    5 working days.

**APPENDIX B**

**GEOPROBE SUBSURFACE EXPLORATION LOGS**

GEOPROBE SUBSURFACE EXPLORATION LOG



**BORING NO.:** GP-1  
**ELEV.:** **DATUM:**  
**START DATE:** 4/14/04 **FINISH DATE:** 4/14/04  
**SHEET 1 OF 1**

**PROJECT:** City of Schenectady, UST Investigations  
**LOCATION:** 714 Broadway, Schenectady, NY

**CTM PROJECT NO.:** 04.9133  
**CTM OBSERVER:** Steve Bieber

DEPTH (FT.)	SAMPLE			SAMPLE CLASSIFICATION	NOTES
	INTERVAL	NUMBER	RECOVERY (FT)		
4		1	3.1	0-1" Asphalt	Lab soil sample collected from 8' to 10'
				1" to 2" Gray fine Gravel, sub base	
8		2	3.7	Fill: 2" to 4' Light Brown fine SAND and SILT, little gravel, trace red brick (Moist at 3.5')	
12		3	4.0	Light Brown fine SAND and SILT, little gravel (Wet)	
				Gray Silt, trace fine sand (Moist)	
16		4	4.0	Light Brown fine SAND and SILT (Wet)	
				Gray Silt, trace fine sand (Moist)	
				Gray fine to medium SAND, Some Silt (little Moist)	
20			Boring Terminated at 16'		
24			Exposed Screen Point 15 Sampler from 8' to 11'		
28			Purged 0.50 gallons		
			Water little opaque in color		
			Lab groundwater sample collected at 9:40 AM		

<b>DRILLING CONTRACTOR:</b> <u>SJB Services, Inc.</u>	<b>GEOPROBE TYPE:</b> <u>Model 540 U Truck Mounted</u>	<b>GROUNDWATER LEVEL READINGS</b>	
<b>METHOD OF SAMPLING:</b> <u>Direct Push w/ Percussion Hammer, 4X2" Macro Core Sampler with Acetate Liner, Screen Point 15 Groundwater Sampler</u>		<b>DATE</b>	<b>LEVEL</b>
			<b>REFERENCE MEASURING POINT</b>
THE SUBSURFACE INFORMATION SHOWN HEREON WAS OBTAINED FOR C.T. MALE ASSESSMENT PURPOSES. IT IS MADE AVAILABLE TO AUTHORIZED USERS ONLY THAT THEY MAY HAVE ACCESS TO THE SAME INFORMATION AVAILABLE TO C.T.MALE. IT IS PRESENTED IN GOOD FAITH, BUT IS NOT INTENDED AS A SUBSTITUTE FOR INVESTIGATIONS, INTERPRETATION OR JUDGMENT OF SUCH AUTHORIZED USERS.			
		<b>SAMPLE CLASSIFICATION BY:</b> SB	

GEOPROBE SUBSURFACE EXPLORATION LOG



**BORING NO.:** GP-2  
**ELEV.:** **DATUM:**  
**START DATE:** 4/14/04 **FINISH DATE:** 4/14/04  
**SHEET 1 OF 1**

**PROJECT:** City of Schenectady, UST Investigations

**CTM PROJECT NO.:** 04.9133

**LOCATION:** 714 Broadway, Schenectady, NY

**CTM OBSERVER:** Steve Bieber

DEPTH (FT.)	SAMPLE			SAMPLE CLASSIFICATION	NOTES
	INTERVAL	NUMBER	RECOVERY (FT)		
4		1	3.2	0-1" Asphalt	Original location of GP-2 abandoned due to refusal at 1.2' below grade. Concrete in tip. Moved location 1' East towards Tank 001.
				1" to 1' GRAVEL sub base, trace red brick (Dry)	
8		2	3	Brown fine SAND and SILT (Dry)	4.5'
				Brown fine SAND and SILT (Moist)	
12		3	3.5	Brown fine SAND and SILT (Wet)	10'
				Gray SILT and SAND (Moist)	
16		4	2.0	Brown fine SAND and SILT changing to Gray SILT and SAND (Moist to Wet)	12'
20				Boring Terminated at 16'	
24				Exposed Screen Point 15 Sampler from 12' to 15'	Lab soil sample collected from 8' to 10' Discolored black sand with strong petroleum odor at 9.5' to 10' Discolored black at 8' to 10' Slight petroleum odor at 12' to 14' (possible from overburden)
28				Purged 0.25 gallon Water grayish in color Lab groundwater sample collected at 11:15 AM	

**DRILLING CONTRACTOR:** SJB Services, Inc. **GEOPROBE TYPE:** Model 540 U Truck Mounted  
**METHOD OF SAMPLING:** Direct Push w/ Percussion Hammer, 4'X2" Macro Core Sampler with Acetate Liner, Screen Point 15 Groundwater Sampler

GROUNDWATER LEVEL READINGS		
DATE	LEVEL	REFERENCE MEASURING POINT

THE SUBSURFACE INFORMATION SHOWN HEREON WAS OBTAINED FOR C.T. MALE ASSESSMENT PURPOSES. IT IS MADE AVAILABLE TO AUTHORIZED USERS ONLY THAT THEY MAY HAVE ACCESS TO THE SAME INFORMATION AVAILABLE TO C.T.MALE. IT IS PRESENTED IN GOOD FAITH, BUT IS NOT INTENDED AS A SUBSTITUTE FOR INVESTIGATIONS, INTERPRETATION OR JUDGMENT OF SUCH AUTHORIZED USERS.

**SAMPLE CLASSIFICATION BY:**  
SB

GEOPROBE SUBSURFACE EXPLORATION LOG



BORING NO.: GP-3  
 ELEV.:  
 START DATE: 4/14/04 FINISH DATE: 4/14/04  
 SHEET 1 OF 1

PROJECT: City of Schenectady, UST Investigations  
 LOCATION: 714 Broadway, Schenectady, NY

CTM PROJECT NO.: 04.9133  
 CTM OBSERVER: Steve Bieber

DEPTH (FT.)	SAMPLE			SAMPLE CLASSIFICATION	NOTES
	INTERVAL	NUMBER	RECOVERY (FT)		
4		1	3.0	0-1" Asphalt	
				1" to 3" GRAVEL subbase (Dry) 0.25'	
				Fill: Brown fine SAND and SILT (Dry) 3'	
				Fill: Brown fine SAND and GRAVEL (Dry)	
8		2	3	Crushed Red Brick Layer at 7' to 7.2' 7.2'	Lab soil sample collected from 8' to 10' Discolored black w/ petrol. odor at 9.5' Wet at 9.5'  Petroleum odor at 12' to 14'
				Brown fine SAND and SILT (Dry)	
12		3	4.0	Brown fine SAND and SILT 10'	
				Gray SILT (Moist)	
16		4	4.0	Gray SILT (Wet)	
				Gray SILT (Moist)	
20				Boring Terminated at 16'	
24				Exposed Screen Point 15 Sampler from 12' to 15'	Lab groundwater sample collected at 1:10 PM
				Purged 0.50 gallon Water opaque in color	
28					

DRILLING CONTRACTOR: SJB Services, Inc. GEOPROBE TYPE: Model 540 U Truck Mounted  
 METHOD OF SAMPLING: Direct Push w/ Percussion Hammer, 4"X2" Macro Core Sampler with Acetate Liner, Screen Point 15 Groundwater Sampler

GROUNDWATER LEVEL READINGS		
DATE	LEVEL	REFERENCE MEASURING POINT

THE SUBSURFACE INFORMATION SHOWN HEREON WAS OBTAINED FOR C.T. MALE ASSESSMENT PURPOSES. IT IS MADE AVAILABLE TO AUTHORIZED USERS ONLY THAT THEY MAY HAVE ACCESS TO THE SAME INFORMATION AVAILABLE TO C.T.MALE. IT IS PRESENTED IN GOOD FAITH, BUT IS NOT INTENDED AS A SUBSTITUTE FOR INVESTIGATIONS, INTERPRETATION OR JUDGMENT OF SUCH AUTHORIZED USERS.

SAMPLE CLASSIFICATION BY:  
 SB



GEOPROBE SUBSURFACE EXPLORATION LOG



BORING NO.: GP-5  
 ELEV.:  
 START DATE: 4/14/04 FINISH DATE: 4/14/04  
 SHEET 1 OF 1

PROJECT: City of Schenectady, UST Investigations  
 LOCATION: 714 Broadway, Schenectady, NY

CTM PROJECT NO.: 04.9133  
 CTM OBSERVER: Steve Bieber

DEPTH (FT.)	SAMPLE			SAMPLE CLASSIFICATION	NOTES	
	INTERVAL	NUMBER	RECOVERY (FT)			
4		1	3.0	0-1" Asphalt	Moist at 7.5'  Lab soil sample collected from 8' to 10' Wet at 9.5'	
				1' to 3" GRAVEL subbase		0.25'
				Fill: Brown fine SAND and SILT, little gravel, trace red brick (Dry)		4'
8		2	2	Brown fine SAND and SILT, Some Gravel		
				(Moist)		
12		3	4.0	Brown fine SAND and SILT, Some Gravel (Wet)		
				Gray SILT (Moist)		10'
16		4	4.0	Gray SILT (Wet)		
				Gray SILT and SAND (Moist)		13.5'
20				Boring Terminated at 16'		
24						
28						

DRILLING CONTRACTOR: SJB Services, Inc. GEOPROBE TYPE: Model 540 U Truck Mounted  
 METHOD OF SAMPLING: Direct Push w/ Percussion Hammer, 4"X2" Macro Core Sampler with Acetate Liner, Screen Point 15 Groundwater Sampler

GROUNDWATER LEVEL READINGS		
DATE	LEVEL	REFERENCE MEASURING POINT

THE SUBSURFACE INFORMATION SHOWN HEREON WAS OBTAINED FOR C.T. MALE ASSESSMENT PURPOSES. IT IS MADE AVAILABLE TO AUTHORIZED USERS ONLY THAT THEY MAY HAVE ACCESS TO THE SAME INFORMATION AVAILABLE TO C.T.MALE. IT IS PRESENTED IN GOOD FAITH, BUT IS NOT INTENDED AS A SUBSTITUTE FOR INVESTIGATIONS, INTERPRETATION OR JUDGMENT OF SUCH AUTHORIZED USERS.

SAMPLE CLASSIFICATION BY:  
 SB



**APPENDIX C**  
**ORGANIC VAPOR HEADSPACE ANALYSIS LOGS**



# ORGANIC VAPOR HEADSPACE ANALYSIS LOG

PROJECT: City of Schenectady, UST Investigations				PROJECT #:	04.9133	PAGE 1 OF 3
CLIENT: City of Schenectady				DATE		
LOCATION: 714 Broadway				COLLECTED: 4/14/04		
INSTRUMENT USED: MiniRAE 2000		LAMP	10.6 EV	DATE		
DATE INSTRUMENT CALIBRATED 4/14/04 (Prior to use)				BY: SB	ANALYZED: 4/14/04	
TEMPERATURE OF SOIL: Ambient				ANALYST: Steve Belber		
ANALYSIS RESULTS (The following table contains the results of the analysis. The concentration of the detected compounds is reported in PPM. The detection limit is 0.1 PPM. The concentration of the detected compounds is reported in PPM. The detection limit is 0.1 PPM. The concentration of the detected compounds is reported in PPM. The detection limit is 0.1 PPM.)						
GP-1	1	0-2	Soil	0.2	0.0 - 0.1	No odor/No staining
	2	2-4	Soil	0.1	0.0 - 0.1	No odor/No staining
	3	4-6	Soil	0.2	0.0 - 0.1	No odor/No staining
	4	6-8	Soil	0.1	0.0 - 0.1	No odor/No staining
	5	8-10	Soil	0.2	0.0 - 0.1	No odor/No staining
	6	10-12	Soil	0.1	0.0 - 0.1	No odor/No staining
	7	12-14	Soil	0.1	0.0 - 0.1	No odor/No staining
	8	14-16	Soil	0.2	0.0 - 0.1	No odor/No staining
GP-2	1	0-2	Soil	0.1	0.0 - 0.1	No odor/No staining
	2	2-4	Soil	0.3	0.0 - 0.1	No odor/No staining
	3	4-6	Soil	1.0	0.0 - 0.1	No odor/No staining
	4	6-8	Soil	0.1	0.0 - 0.1	No odor/No staining
	5	8-10	Soil	25.3	0.0 - 0.1	Strong petroleum odor/soil stained at 9.5' to 10'
	6	10-12	Soil	0.5	0.0 - 0.1	No odor/No staining
	7	12-14	Soil	3.2	0.0 - 0.1	Slight petroleum odor
	8	14-16	Soil	0.1	0.0 - 0.1	No odor/No staining
GP-3	1	0-2	Soil	0.2	0.0 - 0.1	No odor/No staining

\*Instrument was calibrated in accordance with manufacturer's recommended procedure using a calibration gas supplied by the manufacturer.

\*\*PPM represents concentration of detectable volatile and gaseous compounds in parts per million of air.

\*\*\*Due to poor sample recovery the sample is not sufficient enough to specify which portion of the recovered sample interval was collected.



# ORGANIC VAPOR HEADSPACE ANALYSIS LOG

PROJECT: City of Schenectady, UST Investigations				PROJECT #:	04.9133	PAGE 2 OF 3
CLIENT: City of Schenectady				DATE		
LOCATION: 714 Broadway				COLLECTED: 4/14/04		
INSTRUMENT USED: MiniRAE 2000		LAMP		10.6 EV		DATE
DATE INSTRUMENT CALIBRATED 4/14/04 (Prior to use)				BY: SB		ANALYZED: 4/14/04
TEMPERATURE OF SOIL: Ambient				ANALYST: Steve Belber		
Sample ID	Depth (ft)	Soil Type	Concentration (PPM)	Soil Interval (ft)	Notes	
GP-3	2	2-4	Soil	0.2	0.0 - 0.1	No odor/No staining
	3	4-6	Soil	0.2	0.0 - 0.1	No odor/No staining
	4	6-8	Soil	0.6	0.0 - 0.1	No odor/No staining
	5	8-10	Soil	53.6	0.0 - 0.1	Petroleum Odor/ Stained soil at 9.5' to 10'
	6	10-12	Soil	0.8	0.0 - 0.1	No odor/No staining
	7	12-14	Soil	24.7	0.0 - 0.1	Petroleum Odor
	8	14-16	Soil	0.4	0.0 - 0.1	No odor/No staining
	GP-4	1	0-2	Soil	0.2	0.0 - 0.1
2		2-4	Soil	0.1	0.0 - 0.1	No odor/No staining
3		4-6	Soil	0.1	0.0 - 0.1	No odor/No staining
4		6-8	Soil	0.0	0.0 - 0.1	No odor/No staining
5		8-10	Soil	2.5	0.0 - 0.1	Slight odor/Discolored soil at 9.5' to 10'
6		10-12	Soil	0.6	0.0 - 0.1	No odor/No staining
7		12-14	Soil	0.2	0.0 - 0.1	Slight petroleum odor
8		14-16	Soil	0.1	0.0 - 0.1	No odor/No staining
GP-5	1	0-2	Soil	0.1	0.0 - 0.1	No odor/No staining
	2	2-4	Soil	0.1	0.0 - 0.1	No odor/No staining
	3	4-6	Soil	0.1	0.0 - 0.1	No odor/No staining
	4	6-8	Soil	0.2	0.0 - 0.1	No odor/No staining

\*Instrument was calibrated in accordance with manufacturer's recommended procedure using a calibration gas supplied by the manufacturer.

\*\*PPM represents concentration of detectable volatile and gaseous compounds in parts per million of air.

\*\*\*Due to poor sample recovery the sample is not sufficient enough to specify which portion of the recovered sample interval was collected.



# ORGANIC VAPOR HEADSPACE ANALYSIS LOG

PROJECT: City of Schenectady, UST Investigations			PROJECT #:	04.9133	PAGE 3 OF 3	
CLIENT: City of Schenectady			DATE			
LOCATION: 714 Broadway			COLLECTED: 4/14/04			
INSTRUMENT USED: MiniRAE 2000		LAMP	10.6 EV	DATE		
DATE INSTRUMENT CALIBRATED	4/14/04 (Prior to use)		BY: SB	ANALYZED: 4/14/04		
TEMPERATURE OF SOIL: Ambient			ANALYST: Steve Belber			
Sample ID	Depth (ft)	Soil Type	Concentration (ppm)	Response (ppm)	Notes	
GP-5	5	8-10	Soil	0.2	0.0 - 0.1	No odor/No staining
	6	10-12	Soil	0.1	0.0 - 0.1	No odor/No staining
	7	12-14	Soil	0.2	0.0 - 0.1	No odor/No staining
	8	14-16	Soil	0.1	0.0 - 0.1	No odor/No staining
GP-6	1	0-2	Soil	0.1	0.0 - 0.1	No odor/No staining
	2	2-4	Soil	0.2	0.0 - 0.1	No odor/No staining
	3	4-6	Soil	10.2	0.0 - 0.1	No odor/No staining
	4	6-8	Soil	12.6	0.0 - 0.1	Mild odor/No staining
	5	8-10	Soil	720	0.0 - 0.1	Very strong odor/sheen on soil at 9.5'
	6	10-12	Soil	17.4	0.0 - 0.1	No odor/No staining
	7	12-14	Soil	22.5	0.0 - 0.1	No odor/No staining
	8	14-16	Soil	2.6	0.0 - 0.1	No odor/No staining

\*Instrument was calibrated in accordance with manufacturer's recommended procedure using a calibration gas supplied by the manufacturer.

\*\*PPM represents concentration of detectable volatile and gaseous compounds in parts per million of air.

\*\*\*Due to poor sample recovery the sample is not sufficient enough to specify which portion of the recovered sample interval was collected.

Note: Soil samples collected for lab analysis (i.e., Lab) were secured first, then remaining soil collected for field screening with PID meter.

**APPENDIX D**

**SUBSURFACE INVESTIGATION LABORATORY  
ANALYSES REPORT AND CHAIN OF CUSTODY  
RECORD**



**Environmental Laboratories, Inc.**  
587 East Middle Turnpike, P.O.Box 370, Manchester, CT 06040  
Tel. (860) 645-1102 Fax (860) 645-0823

# Analysis Report

April 23, 2004

FOR: Attn: Ms. Liz Rovers  
CT Male Associates, PC  
50 Century Hill Drive  
Latham, NY 12110

## Sample Information

Matrix: SOIL  
Location Code: CT-MALE  
Rush Request:  
P.O.#: 049133

## Custody Information

Collected by: SB  
Received by: KJB  
Analyzed by: see "By" below

## Date

04/14/04 10:26  
04/16/04 9:15

## Time

SDG I.D.: GAF50176

Phoenix I.D.: AF50176

## Laboratory Data

Client ID: 714 BROADWAY UST INVEST GP-2S

Parameter	Result	RL	Units	Date	Time	By	Reference
Percent Solid	85		%	04/17/04		C/D	E160.3
<b><u>Volatile Organic Compounds</u></b>							
1,1,1,2-Tetrachloroethane	ND	5.0	ug/Kg	04/19/04		RM	8021/8260
1,1,1-Trichloroethane	ND	5.0	ug/Kg	04/19/04		RM	8021/8260
1,1,2,2-Tetrachloroethane	ND	5.0	ug/Kg	04/19/04		RM	8021/8260
1,1,2-Trichloroethane	ND	5.0	ug/Kg	04/19/04		RM	8021/8260
1,1-Dichloroethane	ND	5.0	ug/Kg	04/19/04		RM	8021/8260
1,1-Dichloroethene	ND	5.0	ug/Kg	04/19/04		RM	8021/8260
1,1-Dichloropropene	ND	5.0	ug/Kg	04/19/04		RM	8021/8260
1,2,3-Trichlorobenzene	ND	5.0	ug/Kg	04/19/04		RM	8021/8260
1,2,3-Trichloropropane	ND	5.0	ug/Kg	04/19/04		RM	8021/8260
1,2,4-Trichlorobenzene	ND	5.0	ug/Kg	04/19/04		RM	8021/8260
1,2,4-Trimethylbenzene	ND	5.0	ug/Kg	04/19/04		RM	8021/8260
1,2-Dibromo-3-chloropropane	ND	5.0	ug/Kg	04/19/04		RM	8021/8260
1,2-Dibromoethane(EDB)	ND	5.0	ug/Kg	04/19/04		RM	8021/8260
1,2-Dichlorobenzene	ND	5.0	ug/Kg	04/19/04		RM	8021/8260
1,2-Dichloroethane	ND	5.0	ug/Kg	04/19/04		RM	8021/8260
1,2-Dichloropropane	ND	5.0	ug/Kg	04/19/04		RM	8021/8260
1,3,5-Trimethylbenzene	ND	5.0	ug/Kg	04/19/04		RM	8021/8260
1,3-Dichlorobenzene	ND	5.0	ug/Kg	04/19/04		RM	8021/8260
1,3-Dichloropropane	ND	5.0	ug/Kg	04/19/04		RM	8021/8260
1,4-Dichlorobenzene	ND	5.0	ug/Kg	04/19/04		RM	8021/8260
2,2-Dichloropropane	ND	5.0	ug/Kg	04/19/04		RM	8021/8260
2-Chlorotoluene	ND	5.0	ug/Kg	04/19/04		RM	8021/8260


Parameter	Result	RL	Units	Date	Time	By	Reference
4-Chlorotoluene	ND	5.0	ug/Kg	04/19/04		RM	8021/8260
Benzene	ND	5.0	ug/Kg	04/19/04		RM	8021/8260
Bromobenzene	ND	5.0	ug/Kg	04/19/04		RM	8021/8260
Bromochloromethane	ND	5.0	ug/Kg	04/19/04		RM	8021/8260
Bromodichloromethane	ND	5.0	ug/Kg	04/19/04		RM	8021/8260
Bromoform	ND	5.0	ug/Kg	04/19/04		RM	8021/8260
Bromomethane	ND	5.0	ug/Kg	04/19/04		RM	8021/8260
Carbon tetrachloride	ND	5.0	ug/Kg	04/19/04		RM	8021/8260
Chlorobenzene	ND	5.0	ug/Kg	04/19/04		RM	8021/8260
Chloroethane	ND	5.0	ug/Kg	04/19/04		RM	8021/8260
Chloroform	ND	5.0	ug/Kg	04/19/04		RM	8021/8260
Chloromethane	ND	5.0	ug/Kg	04/19/04		RM	8021/8260
cis-1,2-Dichloroethene	ND	5.0	ug/Kg	04/19/04		RM	8021/8260
Dibromochloromethane	ND	5.0	ug/Kg	04/19/04		RM	8021/8260
Dibromomethane	ND	5.0	ug/Kg	04/19/04		RM	8021/8260
Dichlorodifluoromethane	ND	5.0	ug/Kg	04/19/04		RM	8021/8260
Ethylbenzene	ND	5.0	ug/Kg	04/19/04		RM	8021/8260
Hexachlorobutadiene	ND	5.0	ug/Kg	04/19/04		RM	8021/8260
Isopropylbenzene	ND	5.0	ug/Kg	04/19/04		RM	8021/8260
Methyl tert-butyl ether (MTBE)	ND	10	ug/Kg	04/19/04		RM	8021/8260
Methylene chloride	ND	5.0	ug/Kg	04/19/04		RM	8021/8260
n-Butylbenzene	ND	5.0	ug/Kg	04/19/04		RM	8021/8260
n-Propylbenzene	ND	5.0	ug/Kg	04/19/04		RM	8021/8260
Naphthalene	ND	5.0	ug/Kg	04/19/04		RM	8021/8260
o-Xylene	ND	5.0	ug/Kg	04/19/04		RM	8021/8260
p&m-Xylene	ND	5.0	ug/Kg	04/19/04		RM	8021/8260
p-Isopropyltoluene	ND	5.0	ug/Kg	04/19/04		RM	8021/8260
sec-Butylbenzene	ND	5.0	ug/Kg	04/19/04		RM	8021/8260
Styrene	ND	5.0	ug/Kg	04/19/04		RM	8021/8260
tert-Butylbenzene	ND	5.0	ug/Kg	04/19/04		RM	8021/8260
Tetrachloroethene	ND	5.0	ug/Kg	04/19/04		RM	8021/8260
Toluene	ND	5.0	ug/Kg	04/19/04		RM	8021/8260
trans-1,2-Dichloroethene	ND	5.0	ug/Kg	04/19/04		RM	8021/8260
Trichloroethene	ND	5.0	ug/Kg	04/19/04		RM	8021/8260
Trichlorofluoromethane	ND	5.0	ug/Kg	04/19/04		RM	8021/8260
Vinyl chloride	ND	5.0	ug/Kg	04/19/04		RM	8021/8260
<b>QA/QC Surrogates</b>							
%4-Bromofluorobenzene (Surrogate)	93		%	04/19/04		RM	8021/8260

---

**Comments:**

ND=Not detected BDL = Below Detection Limit RL=Reporting Limit

If there are any questions regarding this data, please call Phoenix Client Services at extension 200.



Phyllis Shiller, Laboratory Director

April 23, 2004



**Environmental Laboratories, Inc.**  
 587 East Middle Turnpike, P.O.Box 370, Manchester, CT 06040  
 Tel. (860) 645-1102 Fax (860) 645-0823

**Analysis Report**  
 April 23, 2004

FOR: Attn: Ms. Liz Rovers  
 CT Male Associates, PC  
 50 Century Hill Drive  
 Latham, NY 12110

Sample Information

Matrix: SOIL  
 Location Code: CT-MALE  
 Rush Request:  
 P.O.#: 049133

Custody Information

Collected by: SB  
 Received by: KJB  
 Analyzed by: see "By" below

Date

04/14/04  
 04/16/04

Time

12:30  
 9:15

Laboratory Data

SDG I.D.: GAF50176  
 Phoenix I.D.: AF50177

Client ID: 714 BROADWAY UST INVEST GP-3S

Parameter	Result	RL	Units	Date	Time	By	Reference
Percent Solid	83		%	04/17/04		C/D	E160.3
<u>Volatile Organic Compounds</u>							
1,1,1,2-Tetrachloroethane	ND	250	ug/Kg	04/19/04		RM	8021/8260
1,1,1-Trichloroethane	ND	250	ug/Kg	04/19/04		RM	8021/8260
1,1,2,2-Tetrachloroethane	ND	250	ug/Kg	04/19/04		RM	8021/8260
1,1,2-Trichloroethane	ND	250	ug/Kg	04/19/04		RM	8021/8260
1,1-Dichloroethane	ND	250	ug/Kg	04/19/04		RM	8021/8260
1,1-Dichloroethene	ND	250	ug/Kg	04/19/04		RM	8021/8260
1,1-Dichloropropene	ND	250	ug/Kg	04/19/04		RM	8021/8260
1,2,3-Trichlorobenzene	ND	250	ug/Kg	04/19/04		RM	8021/8260
1,2,3-Trichloropropane	ND	250	ug/Kg	04/19/04		RM	8021/8260
1,2,4-Trichlorobenzene	ND	250	ug/Kg	04/19/04		RM	8021/8260
1,2,4-Trimethylbenzene	ND	250	ug/Kg	04/19/04		RM	8021/8260
1,2-Dibromo-3-chloropropane	ND	250	ug/Kg	04/19/04		RM	8021/8260
1,2-Dibromoethane(EDB)	ND	250	ug/Kg	04/19/04		RM	8021/8260
1,2-Dichlorobenzene	ND	250	ug/Kg	04/19/04		RM	8021/8260
1,2-Dichloroethane	ND	250	ug/Kg	04/19/04		RM	8021/8260
1,2-Dichloropropane	ND	250	ug/Kg	04/19/04		RM	8021/8260
1,3,5-Trimethylbenzene	ND	250	ug/Kg	04/19/04		RM	8021/8260
1,3-Dichlorobenzene	ND	250	ug/Kg	04/19/04		RM	8021/8260
1,3-Dichloropropane	ND	250	ug/Kg	04/19/04		RM	8021/8260
1,4-Dichlorobenzene	ND	250	ug/Kg	04/19/04		RM	8021/8260
2,2-Dichloropropane	ND	250	ug/Kg	04/19/04		RM	8021/8260
2-Chlorotoluene	ND	250	ug/Kg	04/19/04		RM	8021/8260


Parameter	Result	RL	Units	Date	Time	By	Reference
4-Chlorotoluene	ND	250	ug/Kg	04/19/04		RM	8021/8260
Benzene	ND	250	ug/Kg	04/19/04		RM	8021/8260
Bromobenzene	ND	250	ug/Kg	04/19/04		RM	8021/8260
Bromochloromethane	ND	250	ug/Kg	04/19/04		RM	8021/8260
Bromodichloromethane	ND	250	ug/Kg	04/19/04		RM	8021/8260
Bromoform	ND	250	ug/Kg	04/19/04		RM	8021/8260
Bromomethane	ND	250	ug/Kg	04/19/04		RM	8021/8260
Carbon tetrachloride	ND	250	ug/Kg	04/19/04		RM	8021/8260
Chlorobenzene	ND	250	ug/Kg	04/19/04		RM	8021/8260
Chloroethane	ND	250	ug/Kg	04/19/04		RM	8021/8260
Chloroform	ND	250	ug/Kg	04/19/04		RM	8021/8260
Chloromethane	ND	250	ug/Kg	04/19/04		RM	8021/8260
cis-1,2-Dichloroethene	ND	250	ug/Kg	04/19/04		RM	8021/8260
Dibromochloromethane	ND	250	ug/Kg	04/19/04		RM	8021/8260
Dibromomethane	ND	250	ug/Kg	04/19/04		RM	8021/8260
Dichlorodifluoromethane	ND	250	ug/Kg	04/19/04		RM	8021/8260
Ethylbenzene	ND	250	ug/Kg	04/19/04		RM	8021/8260
Hexachlorobutadiene	ND	250	ug/Kg	04/19/04		RM	8021/8260
Isopropylbenzene	ND	250	ug/Kg	04/19/04		RM	8021/8260
Methyl tert-butyl ether (MTBE)	ND	500	ug/Kg	04/19/04		RM	8021/8260
Methylene chloride	ND	250	ug/Kg	04/19/04		RM	8021/8260
n-Butylbenzene	ND	250	ug/Kg	04/19/04		RM	8021/8260
n-Propylbenzene	ND	250	ug/Kg	04/19/04		RM	8021/8260
Naphthalene	ND	250	ug/Kg	04/19/04		RM	8021/8260
o-Xylene	ND	250	ug/Kg	04/19/04		RM	8021/8260
p&m-Xylene	ND	250	ug/Kg	04/19/04		RM	8021/8260
p-Isopropyltoluene	ND	250	ug/Kg	04/19/04		RM	8021/8260
sec-Butylbenzene	ND	250	ug/Kg	04/19/04		RM	8021/8260
Styrene	ND	250	ug/Kg	04/19/04		RM	8021/8260
tert-Butylbenzene	ND	250	ug/Kg	04/19/04		RM	8021/8260
Tetrachloroethene	ND	250	ug/Kg	04/19/04		RM	8021/8260
Toluene	ND	250	ug/Kg	04/19/04		RM	8021/8260
trans-1,2-Dichloroethene	ND	250	ug/Kg	04/19/04		RM	8021/8260
Trichloroethene	ND	250	ug/Kg	04/19/04		RM	8021/8260
Trichlorofluoromethane	ND	250	ug/Kg	04/19/04		RM	8021/8260
Vinyl chloride	ND	250	ug/Kg	04/19/04		RM	8021/8260
<b><u>QA/QC Surrogates</u></b>							
%4-Bromofluorobenzene (Surrogate)	111		%	04/19/04		RM	8021/8260

---

**Comments:**

ND=Not detected BDL = Below Detection Limit RL=Reporting Limit

If there are any questions regarding this data, please call Phoenix Client Services at extension 200.



Phyllis Shiller, Laboratory Director

April 23, 2004



**Environmental Laboratories, Inc.**  
 587 East Middle Turnpike, P.O.Box 370, Manchester, CT 06040  
 Tel. (860) 645-1102 Fax (860) 645-0823

# Analysis Report

April 23, 2004

FOR: Attn: Ms. Liz Rovers  
 CT Male Associates, PC  
 50 Century Hill Drive  
 Latham, NY 12110

**Sample Information**

Matrix: SOIL  
 Location Code: CT-MALE  
 Rush Request:  
 P.O.#: 049133

**Custody Information**

Collected by: SB  
 Received by: KJB  
 Analyzed by: see "By" below

**Date**

04/14/04  
 04/16/04

**Time**

14:10  
 9:15

## Laboratory Data

SDG I.D.: GAF50176  
 Phoenix I.D.: AF50178

Client ID: 714 BROADWAY UST INVEST GP-4S

Parameter	Result	RL	Units	Date	Time	By	Reference
Percent Solid	82		%	04/17/04		C/D	E160.3
<b><u>Volatile Organic Compounds</u></b>							
1,1,1,2-Tetrachloroethane	ND	250	ug/Kg	04/19/04		RM	8021/8260
1,1,1-Trichloroethane	ND	250	ug/Kg	04/19/04		RM	8021/8260
1,1,2,2-Tetrachloroethane	ND	250	ug/Kg	04/19/04		RM	8021/8260
1,1,2-Trichloroethane	ND	250	ug/Kg	04/19/04		RM	8021/8260
1,1-Dichloroethane	ND	250	ug/Kg	04/19/04		RM	8021/8260
1,1-Dichloroethene	ND	250	ug/Kg	04/19/04		RM	8021/8260
1,1-Dichloropropene	ND	250	ug/Kg	04/19/04		RM	8021/8260
1,2,3-Trichlorobenzene	ND	250	ug/Kg	04/19/04		RM	8021/8260
1,2,3-Trichloropropane	ND	250	ug/Kg	04/19/04		RM	8021/8260
1,2,4-Trichlorobenzene	ND	250	ug/Kg	04/19/04		RM	8021/8260
1,2,4-Trimethylbenzene	ND	250	ug/Kg	04/19/04		RM	8021/8260
1,2-Dibromo-3-chloropropane	ND	250	ug/Kg	04/19/04		RM	8021/8260
1,2-Dibromoethane(EDB)	ND	250	ug/Kg	04/19/04		RM	8021/8260
1,2-Dichlorobenzene	ND	250	ug/Kg	04/19/04		RM	8021/8260
1,2-Dichloroethane	ND	250	ug/Kg	04/19/04		RM	8021/8260
1,2-Dichloropropane	ND	250	ug/Kg	04/19/04		RM	8021/8260
1,3,5-Trimethylbenzene	ND	250	ug/Kg	04/19/04		RM	8021/8260
1,3-Dichlorobenzene	ND	250	ug/Kg	04/19/04		RM	8021/8260
1,3-Dichloropropane	ND	250	ug/Kg	04/19/04		RM	8021/8260
1,4-Dichlorobenzene	ND	250	ug/Kg	04/19/04		RM	8021/8260
2,2-Dichloropropane	ND	250	ug/Kg	04/19/04		RM	8021/8260
2-Chlorotoluene	ND	250	ug/Kg	04/19/04		RM	8021/8260


Parameter	Result	RL	Units	Date	Time	By	Reference
4-Chlorotoluene	ND	250	ug/Kg	04/19/04		RM	8021/8260
Benzene	ND	250	ug/Kg	04/19/04		RM	8021/8260
Bromobenzene	ND	250	ug/Kg	04/19/04		RM	8021/8260
Bromochloromethane	ND	250	ug/Kg	04/19/04		RM	8021/8260
Bromodichloromethane	ND	250	ug/Kg	04/19/04		RM	8021/8260
Bromoform	ND	250	ug/Kg	04/19/04		RM	8021/8260
Bromomethane	ND	250	ug/Kg	04/19/04		RM	8021/8260
Carbon tetrachloride	ND	250	ug/Kg	04/19/04		RM	8021/8260
Chlorobenzene	ND	250	ug/Kg	04/19/04		RM	8021/8260
Chloroethane	ND	250	ug/Kg	04/19/04		RM	8021/8260
Chloroform	ND	250	ug/Kg	04/19/04		RM	8021/8260
Chloromethane	ND	250	ug/Kg	04/19/04		RM	8021/8260
cis-1,2-Dichloroethene	ND	250	ug/Kg	04/19/04		RM	8021/8260
Dibromochloromethane	ND	250	ug/Kg	04/19/04		RM	8021/8260
Dibromomethane	ND	250	ug/Kg	04/19/04		RM	8021/8260
Dichlorodifluoromethane	ND	250	ug/Kg	04/19/04		RM	8021/8260
Ethylbenzene	ND	250	ug/Kg	04/19/04		RM	8021/8260
Hexachlorobutadiene	ND	250	ug/Kg	04/19/04		RM	8021/8260
Isopropylbenzene	ND	250	ug/Kg	04/19/04		RM	8021/8260
Methyl tert-butyl ether (MTBE)	ND	500	ug/Kg	04/19/04		RM	8021/8260
Methylene chloride	ND	250	ug/Kg	04/19/04		RM	8021/8260
n-Butylbenzene	400	250	ug/Kg	04/19/04		RM	8021/8260
n-Propylbenzene	ND	250	ug/Kg	04/19/04		RM	8021/8260
Naphthalene	650	250	ug/Kg	04/19/04		RM	8021/8260
o-Xylene	ND	250	ug/Kg	04/19/04		RM	8021/8260
p&m-Xylene	ND	250	ug/Kg	04/19/04		RM	8021/8260
p-Isopropyltoluene	ND	250	ug/Kg	04/19/04		RM	8021/8260
sec-Butylbenzene	ND	250	ug/Kg	04/19/04		RM	8021/8260
Styrene	ND	250	ug/Kg	04/19/04		RM	8021/8260
tert-Butylbenzene	ND	250	ug/Kg	04/19/04		RM	8021/8260
Tetrachloroethene	ND	250	ug/Kg	04/19/04		RM	8021/8260
Toluene	ND	250	ug/Kg	04/19/04		RM	8021/8260
trans-1,2-Dichloroethene	ND	250	ug/Kg	04/19/04		RM	8021/8260
Trichloroethene	ND	250	ug/Kg	04/19/04		RM	8021/8260
Trichlorofluoromethane	ND	250	ug/Kg	04/19/04		RM	8021/8260
Vinyl chloride	ND	250	ug/Kg	04/19/04		RM	8021/8260
<b>QA/QC Surrogates</b>							
%4-Bromofluorobenzene (Surrogate)	87		%	04/19/04		RM	8021/8260

---

**Comments:**

ND=Not detected BDL = Below Detection Limit RL=Reporting Limit

If there are any questions regarding this data, please call Phoenix Client Services at extension 200.



Phyllis Shiller, Laboratory Director

April 23, 2004



**Environmental Laboratories, Inc.**  
 587 East Middle Turnpike, P.O.Box 370, Manchester, CT 06040  
 Tel. (860) 645-1102 Fax (860) 645-0823

# Analysis Report

April 23, 2004

FOR: Attn: Ms. Liz Rovers  
 CT Male Associates, PC  
 50 Century Hill Drive  
 Latham, NY 12110

### Sample Information

Matrix: SOIL  
 Location Code: CT-MALE  
 Rush Request:  
 P.O.#: 049133

### Custody Information

Collected by: SB  
 Received by: KJB  
 Analyzed by: see "By" below

### Date      Time

04/14/04      15:50  
 04/16/04      9:15

SDG I.D.: GAF50176

Phoenix I.D.: AF50179

## Laboratory Data

Client ID: 714 BROADWAY UST INVEST GP-6S

Parameter	Result	RL	Units	Date	Time	By	Reference
Percent Solid	82		%	04/17/04		C/D	E160.3
<b><u>Volatile Organic Compounds</u></b>							
1,1,1,2-Tetrachloroethane	ND	1300	ug/Kg	04/22/04		RM	8021/8260
1,1,1-Trichloroethane	ND	1300	ug/Kg	04/22/04		RM	8021/8260
1,1,2,2-Tetrachloroethane	ND	1300	ug/Kg	04/22/04		RM	8021/8260
1,1,2-Trichloroethane	ND	1300	ug/Kg	04/22/04		RM	8021/8260
1,1-Dichloroethane	ND	1300	ug/Kg	04/22/04		RM	8021/8260
1,1-Dichloroethene	ND	1300	ug/Kg	04/22/04		RM	8021/8260
1,1-Dichloropropene	ND	1300	ug/Kg	04/22/04		RM	8021/8260
1,2,3-Trichlorobenzene	ND	1300	ug/Kg	04/22/04		RM	8021/8260
1,2,3-Trichloropropane	ND	1300	ug/Kg	04/22/04		RM	8021/8260
1,2,4-Trichlorobenzene	ND	1300	ug/Kg	04/22/04		RM	8021/8260
1,2,4-Trimethylbenzene	ND	1300	ug/Kg	04/22/04		RM	8021/8260
1,2-Dibromo-3-chloropropane	ND	1300	ug/Kg	04/22/04		RM	8021/8260
1,2-Dibromoethane(EDB)	ND	1300	ug/Kg	04/22/04		RM	8021/8260
1,2-Dichlorobenzene	ND	1300	ug/Kg	04/22/04		RM	8021/8260
1,2-Dichloroethane	ND	1300	ug/Kg	04/22/04		RM	8021/8260
1,2-Dichloropropane	ND	1300	ug/Kg	04/22/04		RM	8021/8260
1,3,5-Trimethylbenzene	ND	1300	ug/Kg	04/22/04		RM	8021/8260
1,3-Dichlorobenzene	ND	1300	ug/Kg	04/22/04		RM	8021/8260
1,3-Dichloropropane	ND	1300	ug/Kg	04/22/04		RM	8021/8260
1,4-Dichlorobenzene	ND	1300	ug/Kg	04/22/04		RM	8021/8260
2,2-Dichloropropane	ND	1300	ug/Kg	04/22/04		RM	8021/8260
2-Chlorotoluene	ND	1300	ug/Kg	04/22/04		RM	8021/8260

Parameter	Result	RL	Units	Date	Time	By	Reference
4-Chlorotoluene	ND	1300	ug/Kg	04/22/04		RM	8021/8260
Benzene	ND	1300	ug/Kg	04/22/04		RM	8021/8260
Bromobenzene	ND	1300	ug/Kg	04/22/04		RM	8021/8260
Bromochloromethane	ND	1300	ug/Kg	04/22/04		RM	8021/8260
Bromodichloromethane	ND	1300	ug/Kg	04/22/04		RM	8021/8260
Bromoform	ND	1300	ug/Kg	04/22/04		RM	8021/8260
Bromomethane	ND	1300	ug/Kg	04/22/04		RM	8021/8260
Carbon tetrachloride	ND	1300	ug/Kg	04/22/04		RM	8021/8260
Chlorobenzene	ND	1300	ug/Kg	04/22/04		RM	8021/8260
Chloroethane	ND	1300	ug/Kg	04/22/04		RM	8021/8260
Chloroform	ND	1300	ug/Kg	04/22/04		RM	8021/8260
Chloromethane	ND	1300	ug/Kg	04/22/04		RM	8021/8260
cis-1,2-Dichloroethene	ND	1300	ug/Kg	04/22/04		RM	8021/8260
Dibromochloromethane	ND	1300	ug/Kg	04/22/04		RM	8021/8260
Dibromomethane	ND	1300	ug/Kg	04/22/04		RM	8021/8260
Dichlorodifluoromethane	ND	1300	ug/Kg	04/22/04		RM	8021/8260
Ethylbenzene	ND	1300	ug/Kg	04/22/04		RM	8021/8260
Hexachlorobutadiene	ND	1300	ug/Kg	04/22/04		RM	8021/8260
Isopropylbenzene	ND	1300	ug/Kg	04/22/04		RM	8021/8260
Methyl tert-butyl ether (MTBE)	ND	2500	ug/Kg	04/22/04		RM	8021/8260
Methylene chloride	ND	1300	ug/Kg	04/22/04		RM	8021/8260
n-Butylbenzene	5800	1300	ug/Kg	04/22/04		RM	8021/8260
n-Propylbenzene	2700	1300	ug/Kg	04/22/04		RM	8021/8260
Naphthalene	ND	1300	ug/Kg	04/22/04		RM	8021/8260
o-Xylene	ND	1300	ug/Kg	04/22/04		RM	8021/8260
p&m-Xylene	ND	1300	ug/Kg	04/22/04		RM	8021/8260
p-Isopropyltoluene	1500	1300	ug/Kg	04/22/04		RM	8021/8260
sec-Butylbenzene	1800	1300	ug/Kg	04/22/04		RM	8021/8260
Styrene	ND	1300	ug/Kg	04/22/04		RM	8021/8260
tert-Butylbenzene	ND	1300	ug/Kg	04/22/04		RM	8021/8260
Tetrachloroethene	ND	1300	ug/Kg	04/22/04		RM	8021/8260
Toluene	ND	1300	ug/Kg	04/22/04		RM	8021/8260
trans-1,2-Dichloroethene	ND	1300	ug/Kg	04/22/04		RM	8021/8260
Trichloroethene	ND	1300	ug/Kg	04/22/04		RM	8021/8260
Trichlorofluoromethane	ND	1300	ug/Kg	04/22/04		RM	8021/8260
Vinyl chloride	ND	1300	ug/Kg	04/22/04		RM	8021/8260
<b>QA/QC Surrogates</b>							
%4-Bromofluorobenzene (Surrogate)	130		%	04/22/04		RM	8021/8260

---

**Comments:**

ND=Not detected BDL = Below Detection Limit RL=Reporting Limit

If there are any questions regarding this data, please call Phoenix Client Services at extension 200.

A handwritten signature in cursive script that reads "Phyllis Shiller".

Phyllis Shiller, Laboratory Director

April 23, 2004



**Environmental Laboratories, Inc.**  
 587 East Middle Turnpike, P.O.Box 370, Manchester, CT 06040  
 Tel. (860) 645-1102 Fax (860) 645-0823

# Analysis Report

April 23, 2004

FOR: Attn: Ms. Liz Rovers  
 CT Male Associates, PC  
 50 Century Hill Drive  
 Latham, NY 12110

## Sample Information

Matrix: WATER  
 Location Code: CT-MALE  
 Rush Request:  
 P.O.#: 049133

## Custody Information

Collected by: SB  
 Received by: KJB  
 Analyzed by: see "By" below

## Date

04/14/04  
 04/16/04

## Time

9:40  
 9:15

SDG I.D.: GAF50176

Phoenix I.D.: AF50180

## Laboratory Data

Client ID: 714 BROADWAY UST INVEST GP-1W

Parameter	Result	RL	Units	Date	Time	By	Reference
<b><u>Volatile Organic Compounds</u></b>							
1,1,1,2-Tetrachloroethane	ND	1.0	ug/L	04/16/04		RM	8021/8260
1,1,1-Trichloroethane	ND	1.0	ug/L	04/16/04		RM	8021/8260
1,1,2,2-Tetrachloroethane	ND	1.0	ug/L	04/16/04		RM	8021/8260
1,1,2-Trichloroethane	ND	1.0	ug/L	04/16/04		RM	8021/8260
1,1-Dichloroethane	ND	1.0	ug/L	04/16/04		RM	8021/8260
1,1-Dichloroethene	ND	1.0	ug/L	04/16/04		RM	8021/8260
1,1-Dichloropropene	ND	1.0	ug/L	04/16/04		RM	8021/8260
1,2,3-Trichlorobenzene	ND	1.0	ug/L	04/16/04		RM	8021/8260
1,2,3-Trichloropropane	ND	1.0	ug/L	04/16/04		RM	8021/8260
1,2,4-Trichlorobenzene	ND	1.0	ug/L	04/16/04		RM	8021/8260
1,2,4-Trimethylbenzene	ND	1.0	ug/L	04/16/04		RM	8021/8260
1,2-Dibromo-3-chloropropane	ND	1.0	ug/L	04/16/04		RM	8021/8260
1,2-Dibromoethane(EDB)	ND	1.0	ug/L	04/16/04		RM	8021/8260
1,2-Dichlorobenzene	ND	1.0	ug/L	04/16/04		RM	8021/8260
1,2-Dichloroethane	ND	1.0	ug/L	04/16/04		RM	8021/8260
1,2-Dichloropropane	ND	1.0	ug/L	04/16/04		RM	8021/8260
1,3,5-Trimethylbenzene	ND	1.0	ug/L	04/16/04		RM	8021/8260
1,3-Dichlorobenzene	ND	1.0	ug/L	04/16/04		RM	8021/8260
1,3-Dichloropropane	ND	1.0	ug/L	04/16/04		RM	8021/8260
1,4-Dichlorobenzene	ND	1.0	ug/L	04/16/04		RM	8021/8260
2,2-Dichloropropane	ND	1.0	ug/L	04/16/04		RM	8021/8260
2-Chlorotoluene	ND	1.0	ug/L	04/16/04		RM	8021/8260
4-Chlorotoluene	ND	1.0	ug/L	04/16/04		RM	8021/8260

Parameter	Result	RL	Units	Date	Time	By	Reference
Benzene	ND	1.0	ug/L	04/16/04		RM	8021/8260
Bromobenzene	ND	1.0	ug/L	04/16/04		RM	8021/8260
Bromochloromethane	ND	1.0	ug/L	04/16/04		RM	8021/8260
Bromodichloromethane	ND	1.0	ug/L	04/16/04		RM	8021/8260
Bromoform	ND	1.0	ug/L	04/16/04		RM	8021/8260
Bromomethane	ND	1.0	ug/L	04/16/04		RM	8021/8260
Carbon tetrachloride	ND	1.0	ug/L	04/16/04		RM	8021/8260
Chlorobenzene	ND	1.0	ug/L	04/16/04		RM	8021/8260
Chloroethane	ND	1.0	ug/L	04/16/04		RM	8021/8260
Chloroform	ND	1.0	ug/L	04/16/04		RM	8021/8260
Chloromethane	ND	1.0	ug/L	04/16/04		RM	8021/8260
cis-1,2-Dichloroethene	ND	1.0	ug/L	04/16/04		RM	8021/8260
Dibromochloromethane	ND	1.0	ug/L	04/16/04		RM	8021/8260
Dibromomethane	ND	1.0	ug/L	04/16/04		RM	8021/8260
Dichlorodifluoromethane	ND	1.0	ug/L	04/16/04		RM	8021/8260
Ethylbenzene	ND	1.0	ug/L	04/16/04		RM	8021/8260
Hexachlorobutadiene	ND	1.0	ug/L	04/16/04		RM	8021/8260
Isopropylbenzene	ND	1.0	ug/L	04/16/04		RM	8021/8260
Methyl tert-butyl ether (MTBE)	ND	2.0	ug/L	04/16/04		RM	8021/8260
Methylene chloride	ND	1.0	ug/L	04/16/04		RM	8021/8260
n-Butylbenzene	ND	1.0	ug/L	04/16/04		RM	8021/8260
n-Propylbenzene	ND	1.0	ug/L	04/16/04		RM	8021/8260
Naphthalene	ND	1.0	ug/L	04/16/04		RM	8021/8260
o-Xylene	ND	1.0	ug/L	04/16/04		RM	8021/8260
p&m-Xylene	ND	1.0	ug/L	04/16/04		RM	8021/8260
p-Isopropyltoluene	ND	1.0	ug/L	04/16/04		RM	8021/8260
sec-Butylbenzene	ND	1.0	ug/L	04/16/04		RM	8021/8260
Styrene	ND	1.0	ug/L	04/16/04		RM	8021/8260
tert-Butylbenzene	ND	1.0	ug/L	04/16/04		RM	8021/8260
Tetrachloroethene	ND	1.0	ug/L	04/16/04		RM	8021/8260
Toluene	ND	1.0	ug/L	04/16/04		RM	8021/8260
trans-1,2-Dichloroethene	ND	1.0	ug/L	04/16/04		RM	8021/8260
Trichloroethene	ND	1.0	ug/L	04/16/04		RM	8021/8260
Trichlorofluoromethane	ND	1.0	ug/L	04/16/04		RM	8021/8260
Vinyl chloride	ND	1.0	ug/L	04/16/04		RM	8021/8260
<b>QA/QC Surrogates</b>							
%4-Bromofluorobenzene (Surrogate)	87		%	04/16/04		RM	8021/8260

---

**Comments:**

ND=Not detected BDL = Below Detection Limit RL=Reporting Limit

If there are any questions regarding this data, please call Phoenix Client Services at extension 200.

A handwritten signature in cursive script that reads "Phyllis Shiller".

Phyllis Shiller, Laboratory Director

April 23, 2004



**Environmental Laboratories, Inc.**  
 587 East Middle Turnpike, P.O.Box 370, Manchester, CT 06040  
 Tel. (860) 645-1102 Fax (860) 645-0823

**Analysis Report**  
 April 23, 2004

FOR: Attn: Ms. Liz Rovers  
 CT Male Associates, PC  
 50 Century Hill Drive  
 Latham, NY 12110

Sample Information

Matrix: WATER  
 Location Code: CT-MALE  
 Rush Request:  
 P.O.#: 049133

Custody Information

Collected by: SB  
 Received by: KJB  
 Analyzed by: see "By" below

Date      Time

04/14/04      11:15  
 04/16/04      9:15

Laboratory Data

SDG I.D.: GAF50176  
 Phoenix I.D.: AF50181

Client ID: 714 BROADWAY UST INVEST GP-2W

Parameter	Result	RL	Units	Date	Time	By	Reference
<b><u>Volatile Organic Compounds</u></b>							
1,1,1,2-Tetrachloroethane	ND	1.0	ug/L	04/21/04		RM	8021/8260
1,1,1-Trichloroethane	ND	1.0	ug/L	04/21/04		RM	8021/8260
1,1,2,2-Tetrachloroethane	ND	1.0	ug/L	04/21/04		RM	8021/8260
1,1,2-Trichloroethane	ND	1.0	ug/L	04/21/04		RM	8021/8260
1,1-Dichloroethane	ND	1.0	ug/L	04/21/04		RM	8021/8260
1,1-Dichloroethene	ND	1.0	ug/L	04/21/04		RM	8021/8260
1,1-Dichloropropene	ND	1.0	ug/L	04/21/04		RM	8021/8260
1,2,3-Trichlorobenzene	ND	1.0	ug/L	04/21/04		RM	8021/8260
1,2,3-Trichloropropane	ND	1.0	ug/L	04/21/04		RM	8021/8260
1,2,4-Trichlorobenzene	ND	1.0	ug/L	04/21/04		RM	8021/8260
1,2,4-Trimethylbenzene	ND	1.0	ug/L	04/21/04		RM	8021/8260
1,2-Dibromo-3-chloropropane	ND	1.0	ug/L	04/21/04		RM	8021/8260
1,2-Dibromoethane(EDB)	ND	1.0	ug/L	04/21/04		RM	8021/8260
1,2-Dichlorobenzene	ND	1.0	ug/L	04/21/04		RM	8021/8260
1,2-Dichloroethane	ND	1.0	ug/L	04/21/04		RM	8021/8260
1,2-Dichloropropane	ND	1.0	ug/L	04/21/04		RM	8021/8260
1,3,5-Trimethylbenzene	ND	1.0	ug/L	04/21/04		RM	8021/8260
1,3-Dichlorobenzene	ND	1.0	ug/L	04/21/04		RM	8021/8260
1,3-Dichloropropane	ND	1.0	ug/L	04/21/04		RM	8021/8260
1,4-Dichlorobenzene	ND	1.0	ug/L	04/21/04		RM	8021/8260
2,2-Dichloropropane	ND	1.0	ug/L	04/21/04		RM	8021/8260
2-Chlorotoluene	ND	1.0	ug/L	04/21/04		RM	8021/8260
4-Chlorotoluene	ND	1.0	ug/L	04/21/04		RM	8021/8260

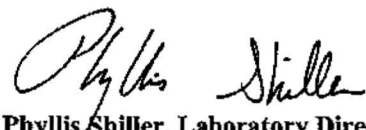
Parameter	Result	RL	Units	Date	Time	By	Reference
Benzene	ND	1.0	ug/L	04/21/04		RM	8021/8260
Bromobenzene	ND	1.0	ug/L	04/21/04		RM	8021/8260
Bromochloromethane	ND	1.0	ug/L	04/21/04		RM	8021/8260
Bromodichloromethane	ND	1.0	ug/L	04/21/04		RM	8021/8260
Bromoform	ND	1.0	ug/L	04/21/04		RM	8021/8260
Bromomethane	ND	1.0	ug/L	04/21/04		RM	8021/8260
Carbon tetrachloride	ND	1.0	ug/L	04/21/04		RM	8021/8260
Chlorobenzene	ND	1.0	ug/L	04/21/04		RM	8021/8260
Chloroethane	ND	1.0	ug/L	04/21/04		RM	8021/8260
Chloroform	ND	1.0	ug/L	04/21/04		RM	8021/8260
Chloromethane	ND	1.0	ug/L	04/21/04		RM	8021/8260
cis-1,2-Dichloroethene	ND	1.0	ug/L	04/21/04		RM	8021/8260
Dibromochloromethane	ND	1.0	ug/L	04/21/04		RM	8021/8260
Dibromomethane	ND	1.0	ug/L	04/21/04		RM	8021/8260
Dichlorodifluoromethane	ND	1.0	ug/L	04/21/04		RM	8021/8260
Ethylbenzene	ND	1.0	ug/L	04/21/04		RM	8021/8260
Hexachlorobutadiene	ND	1.0	ug/L	04/21/04		RM	8021/8260
Isopropylbenzene	ND	1.0	ug/L	04/21/04		RM	8021/8260
Methyl tert-butyl ether (MTBE)	ND	2.0	ug/L	04/21/04		RM	8021/8260
Methylene chloride	ND	1.0	ug/L	04/21/04		RM	8021/8260
n-Butylbenzene	ND	1.0	ug/L	04/21/04		RM	8021/8260
n-Propylbenzene	ND	1.0	ug/L	04/21/04		RM	8021/8260
Naphthalene	ND	1.0	ug/L	04/21/04		RM	8021/8260
o-Xylene	ND	1.0	ug/L	04/21/04		RM	8021/8260
p&m-Xylene	ND	1.0	ug/L	04/21/04		RM	8021/8260
p-Isopropyltoluene	ND	1.0	ug/L	04/21/04		RM	8021/8260
sec-Butylbenzene	ND	1.0	ug/L	04/21/04		RM	8021/8260
Styrene	ND	1.0	ug/L	04/21/04		RM	8021/8260
tert-Butylbenzene	ND	1.0	ug/L	04/21/04		RM	8021/8260
Tetrachloroethene	ND	1.0	ug/L	04/21/04		RM	8021/8260
Toluene	ND	1.0	ug/L	04/21/04		RM	8021/8260
trans-1,2-Dichloroethene	ND	1.0	ug/L	04/21/04		RM	8021/8260
Trichloroethene	ND	1.0	ug/L	04/21/04		RM	8021/8260
Trichlorofluoromethane	ND	1.0	ug/L	04/21/04		RM	8021/8260
Vinyl chloride	ND	1.0	ug/L	04/21/04		RM	8021/8260
<b>QA/QC Surrogates</b>							
%4-Bromofluorobenzene (Surrogate)	108		%	04/21/04		RM	8021/8260

---

**Comments:**

ND=Not detected BDL = Below Detection Limit RL=Reporting Limit

If there are any questions regarding this data, please call Phoenix Client Services at extension 200.

A handwritten signature in cursive script that reads "Phyllis Shiller".

Phyllis Shiller, Laboratory Director

April 23, 2004



**Environmental Laboratories, Inc.**  
 587 East Middle Turnpike, P.O.Box 370, Manchester, CT 06040  
 Tel. (860) 645-1102 Fax (860) 645-0823

# Analysis Report

April 23, 2004

FOR: Attn: Ms. Liz Rovers  
 CT Male Associates, PC  
 50 Century Hill Drive  
 Latham, NY 12110

### Sample Information

Matrix: WATER  
 Location Code: CT-MALE  
 Rush Request:  
 P.O.#: 049133

### Custody Information

Collected by: SB  
 Received by: KJB  
 Analyzed by: see "By" below

Date Time  
 04/14/04 13:10  
 04/16/04 9:15

## Laboratory Data

SDG I.D.: GAF50176  
 Phoenix I.D.: AF50182

Client ID: 714 BROADWAY UST INVEST GP-3W

Parameter	Result	RL	Units	Date	Time	By	Reference
<b>Volatile Organic Compounds</b>							
1,1,1,2-Tetrachloroethane	ND	1.0	ug/L	04/16/04		RM	8021/8260
1,1,1-Trichloroethane	ND	1.0	ug/L	04/16/04		RM	8021/8260
1,1,2,2-Tetrachloroethane	ND	1.0	ug/L	04/16/04		RM	8021/8260
1,1,2-Trichloroethane	ND	1.0	ug/L	04/16/04		RM	8021/8260
1,1-Dichloroethane	ND	1.0	ug/L	04/16/04		RM	8021/8260
1,1-Dichloroethene	ND	1.0	ug/L	04/16/04		RM	8021/8260
1,1-Dichloropropene	ND	1.0	ug/L	04/16/04		RM	8021/8260
1,2,3-Trichlorobenzene	ND	1.0	ug/L	04/16/04		RM	8021/8260
1,2,3-Trichloropropane	ND	1.0	ug/L	04/16/04		RM	8021/8260
1,2,4-Trichlorobenzene	ND	1.0	ug/L	04/16/04		RM	8021/8260
1,2,4-Trimethylbenzene	ND	1.0	ug/L	04/16/04		RM	8021/8260
1,2-Dibromo-3-chloropropane	ND	1.0	ug/L	04/16/04		RM	8021/8260
1,2-Dibromoethane(EDB)	ND	1.0	ug/L	04/16/04		RM	8021/8260
1,2-Dichlorobenzene	ND	1.0	ug/L	04/16/04		RM	8021/8260
1,2-Dichloroethane	ND	1.0	ug/L	04/16/04		RM	8021/8260
1,2-Dichloropropane	ND	1.0	ug/L	04/16/04		RM	8021/8260
1,3,5-Trimethylbenzene	ND	1.0	ug/L	04/16/04		RM	8021/8260
1,3-Dichlorobenzene	ND	1.0	ug/L	04/16/04		RM	8021/8260
1,3-Dichloropropane	ND	1.0	ug/L	04/16/04		RM	8021/8260
1,4-Dichlorobenzene	ND	1.0	ug/L	04/16/04		RM	8021/8260
2,2-Dichloropropane	ND	1.0	ug/L	04/16/04		RM	8021/8260
2-Chlorotoluene	ND	1.0	ug/L	04/16/04		RM	8021/8260
4-Chlorotoluene	ND	1.0	ug/L	04/16/04		RM	8021/8260

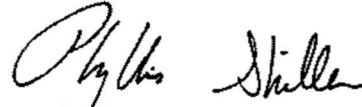
Parameter	Result	RL	Units	Date	Time	By	Reference
Benzene	ND	1.0	ug/L	04/16/04		RM	8021/8260
Bromobenzene	ND	1.0	ug/L	04/16/04		RM	8021/8260
Bromochloromethane	ND	1.0	ug/L	04/16/04		RM	8021/8260
Bromodichloromethane	ND	1.0	ug/L	04/16/04		RM	8021/8260
Bromoform	ND	1.0	ug/L	04/16/04		RM	8021/8260
Bromomethane	ND	1.0	ug/L	04/16/04		RM	8021/8260
Carbon tetrachloride	ND	1.0	ug/L	04/16/04		RM	8021/8260
Chlorobenzene	ND	1.0	ug/L	04/16/04		RM	8021/8260
Chloroethane	ND	1.0	ug/L	04/16/04		RM	8021/8260
Chloroform	ND	1.0	ug/L	04/16/04		RM	8021/8260
Chloromethane	ND	1.0	ug/L	04/16/04		RM	8021/8260
cis-1,2-Dichloroethene	ND	1.0	ug/L	04/16/04		RM	8021/8260
Dibromochloromethane	ND	1.0	ug/L	04/16/04		RM	8021/8260
Dibromomethane	ND	1.0	ug/L	04/16/04		RM	8021/8260
Dichlorodifluoromethane	ND	1.0	ug/L	04/16/04		RM	8021/8260
Ethylbenzene	ND	1.0	ug/L	04/16/04		RM	8021/8260
Hexachlorobutadiene	ND	1.0	ug/L	04/16/04		RM	8021/8260
Isopropylbenzene	ND	1.0	ug/L	04/16/04		RM	8021/8260
Methyl tert-butyl ether (MTBE)	ND	2.0	ug/L	04/16/04		RM	8021/8260
Methylene chloride	ND	1.0	ug/L	04/16/04		RM	8021/8260
n-Butylbenzene	ND	1.0	ug/L	04/16/04		RM	8021/8260
n-Propylbenzene	ND	1.0	ug/L	04/16/04		RM	8021/8260
Naphthalene	ND	1.0	ug/L	04/16/04		RM	8021/8260
o-Xylene	ND	1.0	ug/L	04/16/04		RM	8021/8260
p&m-Xylene	ND	1.0	ug/L	04/16/04		RM	8021/8260
p-Isopropyltoluene	ND	1.0	ug/L	04/16/04		RM	8021/8260
sec-Butylbenzene	ND	1.0	ug/L	04/16/04		RM	8021/8260
Styrene	ND	1.0	ug/L	04/16/04		RM	8021/8260
tert-Butylbenzene	ND	1.0	ug/L	04/16/04		RM	8021/8260
Tetrachloroethene	ND	1.0	ug/L	04/16/04		RM	8021/8260
Toluene	ND	1.0	ug/L	04/16/04		RM	8021/8260
trans-1,2-Dichloroethene	ND	1.0	ug/L	04/16/04		RM	8021/8260
Trichloroethene	ND	1.0	ug/L	04/16/04		RM	8021/8260
Trichlorofluoromethane	ND	1.0	ug/L	04/16/04		RM	8021/8260
Vinyl chloride	ND	1.0	ug/L	04/16/04		RM	8021/8260
<b>QA/QC Surrogates</b>							
%4-Bromofluorobenzene (Surrogate)	116		%	04/16/04		RM	8021/8260

---

**Comments:**

ND=Not detected BDL = Below Detection Limit RL=Reporting Limit

If there are any questions regarding this data, please call Phoenix Client Services at extension 200.

A handwritten signature in cursive script that reads "Phyllis Shiller".

Phyllis Shiller, Laboratory Director

April 23, 2004



**Environmental Laboratories, Inc.**  
 587 East Middle Turnpike, P.O.Box 370, Manchester, CT 06040  
 Tel. (860) 645-1102 Fax (860) 645-0823

**Analysis Report**  
 April 23, 2004

FOR: Attn: Ms. Liz Rovers  
 CT Male Associates, PC  
 50 Century Hill Drive  
 Latham, NY 12110

Sample Information

Matrix: WATER  
 Location Code: CT-MALE  
 Rush Request:  
 P.O.#: 049133

Custody Information

Collected by: SB  
 Received by: KJB  
 Analyzed by: see "By" below

Date      Time

04/14/04      14:45  
 04/16/04      9:15

**Laboratory Data**

SDG I.D.: GAF50176  
 Phoenix I.D.: AF50183

Client ID: 714 BROADWAY UST INVEST GP-4W

Parameter	Result	RL	Units	Date	Time	By	Reference
<b><u>Volatile Organic Compounds</u></b>							
1,1,1,2-Tetrachloroethane	ND	1.0	ug/L	04/16/04		RM	8021/8260
1,1,1-Trichloroethane	ND	1.0	ug/L	04/16/04		RM	8021/8260
1,1,2,2-Tetrachloroethane	ND	1.0	ug/L	04/16/04		RM	8021/8260
1,1,2-Trichloroethane	ND	1.0	ug/L	04/16/04		RM	8021/8260
1,1-Dichloroethane	ND	1.0	ug/L	04/16/04		RM	8021/8260
1,1-Dichloroethene	ND	1.0	ug/L	04/16/04		RM	8021/8260
1,1-Dichloropropene	ND	1.0	ug/L	04/16/04		RM	8021/8260
1,2,3-Trichlorobenzene	ND	1.0	ug/L	04/16/04		RM	8021/8260
1,2,3-Trichloropropane	ND	1.0	ug/L	04/16/04		RM	8021/8260
1,2,4-Trichlorobenzene	ND	1.0	ug/L	04/16/04		RM	8021/8260
1,2,4-Trimethylbenzene	ND	1.0	ug/L	04/16/04		RM	8021/8260
1,2-Dibromo-3-chloropropane	ND	1.0	ug/L	04/16/04		RM	8021/8260
1,2-Dibromoethane(EDB)	ND	1.0	ug/L	04/16/04		RM	8021/8260
1,2-Dichlorobenzene	ND	1.0	ug/L	04/16/04		RM	8021/8260
1,2-Dichloroethane	ND	1.0	ug/L	04/16/04		RM	8021/8260
1,2-Dichloropropane	ND	1.0	ug/L	04/16/04		RM	8021/8260
1,3,5-Trimethylbenzene	ND	1.0	ug/L	04/16/04		RM	8021/8260
1,3-Dichlorobenzene	ND	1.0	ug/L	04/16/04		RM	8021/8260
1,3-Dichloropropane	ND	1.0	ug/L	04/16/04		RM	8021/8260
1,4-Dichlorobenzene	ND	1.0	ug/L	04/16/04		RM	8021/8260
2,2-Dichloropropane	ND	1.0	ug/L	04/16/04		RM	8021/8260
2-Chlorotoluene	ND	1.0	ug/L	04/16/04		RM	8021/8260
4-Chlorotoluene	ND	1.0	ug/L	04/16/04		RM	8021/8260

Parameter	Result	RL	Units	Date	Time	By	Reference
Benzene	ND	1.0	ug/L	04/16/04		RM	8021/8260
Bromobenzene	ND	1.0	ug/L	04/16/04		RM	8021/8260
Bromochloromethane	ND	1.0	ug/L	04/16/04		RM	8021/8260
Bromodichloromethane	ND	1.0	ug/L	04/16/04		RM	8021/8260
Bromoform	ND	1.0	ug/L	04/16/04		RM	8021/8260
Bromomethane	ND	1.0	ug/L	04/16/04		RM	8021/8260
Carbon tetrachloride	ND	1.0	ug/L	04/16/04		RM	8021/8260
Chlorobenzene	ND	1.0	ug/L	04/16/04		RM	8021/8260
Chloroethane	ND	1.0	ug/L	04/16/04		RM	8021/8260
Chloroform	ND	1.0	ug/L	04/16/04		RM	8021/8260
Chloromethane	ND	1.0	ug/L	04/16/04		RM	8021/8260
cis-1,2-Dichloroethene	ND	1.0	ug/L	04/16/04		RM	8021/8260
Dibromochloromethane	ND	1.0	ug/L	04/16/04		RM	8021/8260
Dibromomethane	ND	1.0	ug/L	04/16/04		RM	8021/8260
Dichlorodifluoromethane	ND	1.0	ug/L	04/16/04		RM	8021/8260
Ethylbenzene	ND	1.0	ug/L	04/16/04		RM	8021/8260
Hexachlorobutadiene	ND	1.0	ug/L	04/16/04		RM	8021/8260
Isopropylbenzene	ND	1.0	ug/L	04/16/04		RM	8021/8260
Methyl tert-butyl ether (MTBE)	ND	2.0	ug/L	04/16/04		RM	8021/8260
Methylene chloride	ND	1.0	ug/L	04/16/04		RM	8021/8260
n-Butylbenzene	ND	1.0	ug/L	04/16/04		RM	8021/8260
n-Propylbenzene	ND	1.0	ug/L	04/16/04		RM	8021/8260
Naphthalene	ND	1.0	ug/L	04/16/04		RM	8021/8260
o-Xylene	ND	1.0	ug/L	04/16/04		RM	8021/8260
p&m-Xylene	ND	1.0	ug/L	04/16/04		RM	8021/8260
p-Isopropyltoluene	ND	1.0	ug/L	04/16/04		RM	8021/8260
sec-Butylbenzene	ND	1.0	ug/L	04/16/04		RM	8021/8260
Styrene	ND	1.0	ug/L	04/16/04		RM	8021/8260
tert-Butylbenzene	ND	1.0	ug/L	04/16/04		RM	8021/8260
Tetrachloroethene	ND	1.0	ug/L	04/16/04		RM	8021/8260
Toluene	ND	1.0	ug/L	04/16/04		RM	8021/8260
trans-1,2-Dichloroethene	ND	1.0	ug/L	04/16/04		RM	8021/8260
Trichloroethene	ND	1.0	ug/L	04/16/04		RM	8021/8260
Trichlorofluoromethane	ND	1.0	ug/L	04/16/04		RM	8021/8260
Vinyl chloride	ND	1.0	ug/L	04/16/04		RM	8021/8260
<b>QA/QC Surrogates</b>							
%4-Bromofluorobenzene (Surrogate)	94		%	04/16/04		RM	8021/8260

---

**Comments:**

ND=Not detected BDL = Below Detection Limit RL=Reporting Limit

If there are any questions regarding this data, please call Phoenix Client Services at extension 200.



Phyllis Shiller, Laboratory Director

April 23, 2004



**Environmental Laboratories, Inc.**  
 587 East Middle Turnpike, P.O.Box 370, Manchester, CT 06040  
 Tel. (860) 645-1102 Fax (860) 645-0823

**Analysis Report**  
 April 23, 2004

FOR: Attn: Ms. Liz Rovers  
 CT Male Associates, PC  
 50 Century Hill Drive  
 Latham, NY 12110

Sample Information

Matrix: WATER  
 Location Code: CT-MALE  
 Rush Request:  
 P.O.#: 049133

Custody Information

Collected by: SB  
 Received by: KJB  
 Analyzed by: see "By" below

Date      Time

04/14/04      16:30  
 04/16/04      9:15

Laboratory Data

SDG I.D.: GAF50176  
 Phoenix I.D.: AF50184

Client ID: 714 BROADWAY UST INVEST GP-6W

Parameter	Result	RL	Units	Date	Time	By	Reference
<u>Volatile Organic Compounds</u>							
1,1,1,2-Tetrachloroethane	ND	1.0	ug/L	04/16/04		RM	8021/8260
1,1,1-Trichloroethane	ND	1.0	ug/L	04/16/04		RM	8021/8260
1,1,2,2-Tetrachloroethane	ND	1.0	ug/L	04/16/04		RM	8021/8260
1,1,2-Trichloroethane	ND	1.0	ug/L	04/16/04		RM	8021/8260
1,1-Dichloroethane	ND	1.0	ug/L	04/16/04		RM	8021/8260
1,1-Dichloroethene	ND	1.0	ug/L	04/16/04		RM	8021/8260
1,1-Dichloropropene	ND	1.0	ug/L	04/16/04		RM	8021/8260
1,2,3-Trichlorobenzene	ND	1.0	ug/L	04/16/04		RM	8021/8260
1,2,3-Trichloropropane	ND	1.0	ug/L	04/16/04		RM	8021/8260
1,2,4-Trichlorobenzene	ND	1.0	ug/L	04/16/04		RM	8021/8260
1,2,4-Trimethylbenzene	ND	1.0	ug/L	04/16/04		RM	8021/8260
1,2-Dibromo-3-chloropropane	ND	1.0	ug/L	04/16/04		RM	8021/8260
1,2-Dibromoethane(EDB)	ND	1.0	ug/L	04/16/04		RM	8021/8260
1,2-Dichlorobenzene	ND	1.0	ug/L	04/16/04		RM	8021/8260
1,2-Dichloroethane	ND	1.0	ug/L	04/16/04		RM	8021/8260
1,2-Dichloropropane	ND	1.0	ug/L	04/16/04		RM	8021/8260
1,3,5-Trimethylbenzene	ND	1.0	ug/L	04/16/04		RM	8021/8260
1,3-Dichlorobenzene	ND	1.0	ug/L	04/16/04		RM	8021/8260
1,3-Dichloropropane	ND	1.0	ug/L	04/16/04		RM	8021/8260
1,4-Dichlorobenzene	ND	1.0	ug/L	04/16/04		RM	8021/8260
2,2-Dichloropropane	ND	1.0	ug/L	04/16/04		RM	8021/8260
2-Chlorotoluene	ND	1.0	ug/L	04/16/04		RM	8021/8260
4-Chlorotoluene	ND	1.0	ug/L	04/16/04		RM	8021/8260


Parameter	Result	RL	Units	Date	Time	By	Reference
Benzene	ND	1.0	ug/L	04/16/04		RM	8021/8260
Bromobenzene	ND	1.0	ug/L	04/16/04		RM	8021/8260
Bromochloromethane	ND	1.0	ug/L	04/16/04		RM	8021/8260
Bromodichloromethane	ND	1.0	ug/L	04/16/04		RM	8021/8260
Bromoform	ND	1.0	ug/L	04/16/04		RM	8021/8260
Bromomethane	ND	1.0	ug/L	04/16/04		RM	8021/8260
Carbon tetrachloride	ND	1.0	ug/L	04/16/04		RM	8021/8260
Chlorobenzene	ND	1.0	ug/L	04/16/04		RM	8021/8260
Chloroethane	ND	1.0	ug/L	04/16/04		RM	8021/8260
Chloroform	ND	1.0	ug/L	04/16/04		RM	8021/8260
Chloromethane	ND	1.0	ug/L	04/16/04		RM	8021/8260
cis-1,2-Dichloroethene	ND	1.0	ug/L	04/16/04		RM	8021/8260
Dibromochloromethane	ND	1.0	ug/L	04/16/04		RM	8021/8260
Dibromomethane	ND	1.0	ug/L	04/16/04		RM	8021/8260
Dichlorodifluoromethane	ND	1.0	ug/L	04/16/04		RM	8021/8260
Ethylbenzene	ND	1.0	ug/L	04/16/04		RM	8021/8260
Hexachlorobutadiene	ND	1.0	ug/L	04/16/04		RM	8021/8260
Isopropylbenzene	ND	1.0	ug/L	04/16/04		RM	8021/8260
Methyl tert-butyl ether (MTBE)	ND	2.0	ug/L	04/16/04		RM	8021/8260
Methylene chloride	ND	1.0	ug/L	04/16/04		RM	8021/8260
n-Butylbenzene	ND	1.0	ug/L	04/16/04		RM	8021/8260
n-Propylbenzene	ND	1.0	ug/L	04/16/04		RM	8021/8260
Naphthalene	ND	1.0	ug/L	04/16/04		RM	8021/8260
o-Xylene	ND	1.0	ug/L	04/16/04		RM	8021/8260
p&m-Xylene	ND	1.0	ug/L	04/16/04		RM	8021/8260
p-Isopropyltoluene	ND	1.0	ug/L	04/16/04		RM	8021/8260
sec-Butylbenzene	ND	1.0	ug/L	04/16/04		RM	8021/8260
Styrene	ND	1.0	ug/L	04/16/04		RM	8021/8260
tert-Butylbenzene	ND	1.0	ug/L	04/16/04		RM	8021/8260
Tetrachloroethene	ND	1.0	ug/L	04/16/04		RM	8021/8260
Toluene	ND	1.0	ug/L	04/16/04		RM	8021/8260
trans-1,2-Dichloroethene	ND	1.0	ug/L	04/16/04		RM	8021/8260
Trichloroethene	ND	1.0	ug/L	04/16/04		RM	8021/8260
Trichlorofluoromethane	ND	1.0	ug/L	04/16/04		RM	8021/8260
Vinyl chloride	ND	1.0	ug/L	04/16/04		RM	8021/8260
<b>QA/QC Surrogates</b>							
%4-Bromofluorobenzene (Surrogate)	87		%	04/16/04		RM	8021/8260

---

**Comments:**

ND=Not detected BDL = Below Detection Limit RL=Reporting Limit

If there are any questions regarding this data, please call Phoenix Client Services at extension 200.



Phyllis Shiller, Laboratory Director

April 23, 2004



**Environmental Laboratories, Inc.**  
 587 East Middle Turnpike, P.O.Box 370, Manchester, CT 06040  
 Tel. (860) 645-1102 Fax (860) 645-0823

# Analysis Report

April 23, 2004

FOR: Attn: Ms. Liz Rovers  
 CT Male Associates, PC  
 50 Century Hill Drive  
 Latham, NY 12110

## Sample Information

Matrix: WATER  
 Location Code: CT-MALE  
 Rush Request:  
 P.O.#: 049133

## Custody Information

Collected by: SB  
 Received by: KJB  
 Analyzed by: see "By" below

## Date

04/14/04  
 04/16/04

## Time

0:00  
 9:15

## Laboratory Data

SDG I.D.: GAF50176  
 Phoenix I.D.: AF50185

Client ID: 714 BROADWAY UST INVEST TRIP BLANK

Parameter	Result	RL	Units	Date	Time	By	Reference
<b><u>Volatile Organic Compounds</u></b>							
1,1,1,2-Tetrachloroethane	ND	1.0	ug/L	04/16/04		RM	8021/8260
1,1,1-Trichloroethane	ND	1.0	ug/L	04/16/04		RM	8021/8260
1,1,2,2-Tetrachloroethane	ND	1.0	ug/L	04/16/04		RM	8021/8260
1,1,2-Trichloroethane	ND	1.0	ug/L	04/16/04		RM	8021/8260
1,1-Dichloroethane	ND	1.0	ug/L	04/16/04		RM	8021/8260
1,1-Dichloroethene	ND	1.0	ug/L	04/16/04		RM	8021/8260
1,1-Dichloropropene	ND	1.0	ug/L	04/16/04		RM	8021/8260
1,2,3-Trichlorobenzene	ND	1.0	ug/L	04/16/04		RM	8021/8260
1,2,3-Trichloropropane	ND	1.0	ug/L	04/16/04		RM	8021/8260
1,2,4-Trichlorobenzene	ND	1.0	ug/L	04/16/04		RM	8021/8260
1,2,4-Trimethylbenzene	ND	1.0	ug/L	04/16/04		RM	8021/8260
1,2-Dibromo-3-chloropropane	ND	1.0	ug/L	04/16/04		RM	8021/8260
1,2-Dibromoethane(EDB)	ND	1.0	ug/L	04/16/04		RM	8021/8260
1,2-Dichlorobenzene	ND	1.0	ug/L	04/16/04		RM	8021/8260
1,2-Dichloroethane	ND	1.0	ug/L	04/16/04		RM	8021/8260
1,2-Dichloropropane	ND	1.0	ug/L	04/16/04		RM	8021/8260
1,3,5-Trimethylbenzene	ND	1.0	ug/L	04/16/04		RM	8021/8260
1,3-Dichlorobenzene	ND	1.0	ug/L	04/16/04		RM	8021/8260
1,3-Dichloropropane	ND	1.0	ug/L	04/16/04		RM	8021/8260
1,4-Dichlorobenzene	ND	1.0	ug/L	04/16/04		RM	8021/8260
2,2-Dichloropropane	ND	1.0	ug/L	04/16/04		RM	8021/8260
2-Chlorotoluene	ND	1.0	ug/L	04/16/04		RM	8021/8260
4-Chlorotoluene	ND	1.0	ug/L	04/16/04		RM	8021/8260

Parameter	Result	RL	Units	Date	Time	By	Reference
Benzene	ND	1.0	ug/L	04/16/04		RM	8021/8260
Bromobenzene	ND	1.0	ug/L	04/16/04		RM	8021/8260
Bromochloromethane	ND	1.0	ug/L	04/16/04		RM	8021/8260
Bromodichloromethane	ND	1.0	ug/L	04/16/04		RM	8021/8260
Bromoform	ND	1.0	ug/L	04/16/04		RM	8021/8260
Bromomethane	ND	1.0	ug/L	04/16/04		RM	8021/8260
Carbon tetrachloride	ND	1.0	ug/L	04/16/04		RM	8021/8260
Chlorobenzene	ND	1.0	ug/L	04/16/04		RM	8021/8260
Chloroethane	ND	1.0	ug/L	04/16/04		RM	8021/8260
Chloroform	ND	1.0	ug/L	04/16/04		RM	8021/8260
Chloromethane	ND	1.0	ug/L	04/16/04		RM	8021/8260
cis-1,2-Dichloroethene	ND	1.0	ug/L	04/16/04		RM	8021/8260
Dibromochloromethane	ND	1.0	ug/L	04/16/04		RM	8021/8260
Dibromomethane	ND	1.0	ug/L	04/16/04		RM	8021/8260
Dichlorodifluoromethane	ND	1.0	ug/L	04/16/04		RM	8021/8260
Ethylbenzene	ND	1.0	ug/L	04/16/04		RM	8021/8260
Hexachlorobutadiene	ND	1.0	ug/L	04/16/04		RM	8021/8260
Isopropylbenzene	ND	1.0	ug/L	04/16/04		RM	8021/8260
Methyl tert-butyl ether (MTBE)	ND	2.0	ug/L	04/16/04		RM	8021/8260
Methylene chloride	ND	1.0	ug/L	04/16/04		RM	8021/8260
n-Butylbenzene	ND	1.0	ug/L	04/16/04		RM	8021/8260
n-Propylbenzene	ND	1.0	ug/L	04/16/04		RM	8021/8260
Naphthalene	ND	1.0	ug/L	04/16/04		RM	8021/8260
o-Xylene	ND	1.0	ug/L	04/16/04		RM	8021/8260
p&m-Xylene	ND	1.0	ug/L	04/16/04		RM	8021/8260
p-Isopropyltoluene	ND	1.0	ug/L	04/16/04		RM	8021/8260
sec-Butylbenzene	ND	1.0	ug/L	04/16/04		RM	8021/8260
Styrene	ND	1.0	ug/L	04/16/04		RM	8021/8260
tert-Butylbenzene	ND	1.0	ug/L	04/16/04		RM	8021/8260
Tetrachloroethene	ND	1.0	ug/L	04/16/04		RM	8021/8260
Toluene	ND	1.0	ug/L	04/16/04		RM	8021/8260
trans-1,2-Dichloroethene	ND	1.0	ug/L	04/16/04		RM	8021/8260
Trichloroethene	ND	1.0	ug/L	04/16/04		RM	8021/8260
Trichlorofluoromethane	ND	1.0	ug/L	04/16/04		RM	8021/8260
Vinyl chloride	ND	1.0	ug/L	04/16/04		RM	8021/8260
<b>QA/QC Surrogates</b>							
%4-Bromofluorobenzene (Surrogate)	102		%	04/16/04		RM	8021/8260


---

**Comments:**

ND=Not detected BDL = Below Detection Limit RL=Reporting Limit

TRIP BLANK INCLUDED.

If there are any questions regarding this data, please call Phoenix Client Services at extension 200.



Phyllis Shiller, Laboratory Director  
April 23, 2004



**Environmental Laboratories, Inc.**  
587 East Middle Turnpike, P.O.Box 370, Manchester, CT 06040  
Tel. (860) 645-1102 Fax (860) 645-0823

## QA/QC Report

April 23, 2004

### QA/QC Data

SDG I.D.: GAF50176

Parameter	Blank	LCS %	MS Dup		RPD
			MS Rec %	Rec %	
QA/QC Batch Sample No: AF50190 (AF50180, AF50181, AF50182, AF50183, AF50184)					
<b>Volatiles Organics</b>					
1,1,1,2-Tetrachloroethane	ND	108			
1,1,1-Trichloroethane	ND	73			
1,1,2,2-Tetrachloroethane	ND				
1,1,2-Trichloroethane	ND	117			
1,1-Dichloroethane	ND				
1,1-Dichloroethene	ND		88	90	2.2
1,1-Dichloropropene	ND				
1,2,3-Trichlorobenzene	ND	85			
1,2,3-Trichloropropane	ND	124			
1,2,3-Trimethylbenzene	ND				
1,2,4-Trichlorobenzene	ND	97			
1,2,4-Trimethylbenzene	ND	104			
1,2-Dibromo-3-chloropropane	ND				
1,2-Dichlorobenzene	ND	111			
1,2-Dichloroethane	ND				
1,2-Dichloropropane	ND	101			
1,3,5-Trimethylbenzene	ND	103			
1,3-Dichlorobenzene	ND	110			
1,3-Dichloropropane	ND	105			
1,4-Dichlorobenzene	ND	110			
2,2-Dichloropropane	ND				
2-Chlorotoluene	ND	106			
4-Chlorotoluene	ND	105			
Benzene	ND	142	103	77	28.9
Bromobenzene	ND	113			
Bromochloromethane	ND	91			
Bromodichloromethane	ND	107			
Bromoform	ND				
Bromomethane	ND	92			
Carbon Tetrachloride	ND	117			
Chlorobenzene	ND	109	91	93	2.2
Chloroethane	ND				

**QA/QC Data**

SDG ID.: GAF50176

<b>Parameter</b>	<b>Blank</b>	<b>LCS %</b>	<b>MS Rec %</b>	<b>MS Dup Rec %</b>	<b>RPD</b>
1,2,3-Trichlorobenzene	ND	95			
1,2,3-Trichloropropane	ND	99			
1,2,3-Trimethylbenzene	ND				
1,2,4-Trichlorobenzene	ND	96			
1,2,4-Trimethylbenzene	ND	95			
1,2-Dibromo-3-chloropropane	ND	100			
1,2-Dichlorobenzene	ND	102			
1,2-Dichloroethane	ND	106			
1,2-Dichloropropane	ND	96			
1,3,5-Trimethylbenzene	ND	97			
1,3-Dichlorobenzene	ND	102			
1,3-Dichloropropane	ND	96			
1,4-Dichlorobenzene	ND	102			
2,2-Dichloropropane	ND	146			
2-Chlorotoluene	ND	97			
4-Chlorotoluene	ND	100			
Benzene	ND	98	92	95	3.2
Bromobenzene	ND	94			
Bromochloromethane	ND	109			
Bromodichloromethane	ND	115			
Bromoform	ND	103			
Bromomethane	ND				
Carbon Tetrachloride	ND	126			
Chlorobenzene	ND	92	90	91	1.1
Chloroethane	ND	81			
Chloroform	ND	117			
Chloromethane	ND	89			
cis-1,2-Dichloroethene	ND	93			
cis-1,3-Dichloropropene	ND	96			
Dibromochloromethane	ND	110			
Dibromoethane	ND	94			
Dibromomethane	ND	100			
Dichlorodifluoromethane	ND	127			
Ethylbenzene	ND	91			
Hexachlorobutadiene	ND	106			
Isopropylbenzene	ND	106			
m&p-Xylene	ND	90			
Methyl t Butyl Ether (MTBE)	ND				
Methylene Chloride	ND	87			
n-Butylbenzene	ND	107			
n-Propylbenzene	ND	96			
Naphthalene	ND	97			

**QA/QC Data**

SDG LD.: GAF50176

<b>Parameter</b>	<b>Blank</b>	<b>LCS %</b>	<b>MS Rec %</b>	<b>MS Dup Rec %</b>	<b>RPD</b>
Bromochloromethane	ND	97			
Bromodichloromethane	ND	89			
Bromoform	ND	108			
Bromomethane	ND				
Carbon tetrachloride	ND	87			
Chlorobenzene	ND	100	100	114	13.1
Chloroethane	ND	35			
Chloroform	ND	84			
Chloromethane	ND				
cis-1,2-Dichloroethene	ND	93			
cis-1,3-Dichloropropene	ND	91			
Dibromochloromethane	ND	111			
Dibromoethane	ND	120			
Dibromomethane	ND	101			
Dichlorodifluoromethane	ND				
Ethylbenzene	ND	99			
Hexachlorobutadiene	ND	101			
Isopropylbenzene	ND	113			
m&p-Xylene	ND	96			
Methyl Ethyl Ketone	ND				
Methyl tert-butyl ether (MTBE)	ND				
Methylene chloride	ND	71			
n-Butylbenzene	ND	92			
n-Propylbenzene	ND	102			
Naphthalene	ND	118			
o-Xylene	ND	92			
p-Isopropyltoluene	ND	100			
sec-Butylbenzene	ND	92			
Styrene	ND	92			
tert-Butylbenzene	ND	97			
Tetrachloroethene	ND	106			
Toluene	ND	87	94	107	12.9
trans-1,2-Dichloroethene	ND	81			
trans-1,3-Dichloropropene	ND	107			
Trichloroethene	ND	98	100	117	15.7
Trichlorofluoromethane	ND				
Vinyl chloride	ND	60			
% Bromofluorobenzene	89	85	86	86	0.0

QA/QC Batch Sample No: AF50385 (AF50179)

**Volatiles**

1,1,1,2-Tetrachloroethane	ND	104			
---------------------------	----	-----	--	--	--

**QA/QC Data**

SDG ID.: GAF50176

<b>Parameter</b>	<b>Blank</b>	<b>LCS %</b>	<b>MS Rec %</b>	<b>MS Dup Rec %</b>	<b>RPD</b>
1,1,1-Trichloroethane	ND	92			
1,1,2,2-Tetrachloroethane	ND	88			
1,1,2-Trichloroethane	ND	107			
1,1-Dichloroethane	ND	73			
1,1-Dichloroethene	ND	87	87	84	3.5
1,1-Dichloropropene	ND	113			
1,2,3-Trichlorobenzene	ND	100			
1,2,3-Trichloropropane	ND	77			
1,2,4-Trichlorobenzene	ND	105			
1,2,4-Trimethylbenzene	ND	105			
1,2-Dibromo-3-chloropropane	ND	84			
1,2-Dichlorobenzene	ND	102			
1,2-Dichloroethane	ND	79			
1,2-Dichloropropane	ND	90			
1,3,5-Trimethylbenzene	ND	109			
1,3-Dichlorobenzene	ND	110			
1,3-Dichloropropane	ND	95			
1,4-Dichlorobenzene	ND	107			
2,2-Dichloropropane	ND	85			
2-Chlorotoluene	ND	110			
4-Chlorotoluene	ND	111			
Benzene	ND	95	82	80	2.5
Bromobenzene	ND	112			
Bromochloromethane	ND	88			
Bromodichloromethane	ND	88			
Bromoform	ND	91			
Bromomethane	ND				
Carbon tetrachloride	ND	101			
Chlorobenzene	ND	107	62	70	12.1
Chloroethane	ND				
Chloroform	ND	83			
Chloromethane	ND				
cis-1,2-Dichloroethene	ND	95			
cis-1,3-Dichloropropene	ND	88			
Dibromochloromethane	ND	100			
Dibromoethane	ND	103			
Dibromomethane	ND	90			
Dichlorodifluoromethane	ND				
Ethylbenzene	ND	113			
Hexachlorobutadiene	ND	117			
Isopropylbenzene	ND	128			
m&p-Xylene	ND	108			

**QA/QC Data**

SDG I.D.: GAF50176

<b>Parameter</b>	<b>Blank</b>	<b>LCS %</b>	<b>MS Rec %</b>	<b>MS Dup Rec %</b>	<b>RPD</b>
Methyl Ethyl Ketone	ND				
Methyl t-butyl ether (MTBE)	ND				
Methylene chloride	ND	73			
n-Butylbenzene	ND	107			
n-Propylbenzene	ND	117			
Naphthalene	ND	90			
o-Xylene	ND	100			
p-Isopropyltoluene	ND	115			
sec-Butylbenzene	ND	107			
Styrene	ND	98			
tert-Butylbenzene	ND	113			
Tetrachloroethene	ND	125			
Toluene	ND	98	70	70	0.0
Total Xylenes	ND				
trans-1,2-Dichloroethene	ND	89			
trans-1,3-Dichloropropene	ND	95			
Trichloroethene	ND	109	86	84	2.4
Trichlorofluoromethane	ND	72			
Vinyl chloride	ND				
% Bromofluorobenzene	83	84	82	77	6.3

QA/QC Batch Sample No: AF50882 (AF50181)

**Volatiles Organics**

1,1,1,2-Tetrachloroethane	ND	104			
1,1,1-Trichloroethane	ND	108			
1,1,2,2-Tetrachloroethane	ND	122			
1,1,2-Trichloroethane	ND				
1,1-Dichloroethane	ND	94			
1,1-Dichloroethene	ND	103	70	83	17.0
1,1-Dichloropropene	ND	100			
1,2,3-Trichlorobenzene	ND	86			
1,2,3-Trichloropropane	ND	124			
1,2,3-Trimethylbenzene	ND				
1,2,4-Trichlorobenzene	ND	96			
1,2,4-Trimethylbenzene	ND	105			
1,2-Dibromo-3-chloropropane	ND				
1,2-Dichlorobenzene	ND	104			
1,2-Dichloroethane	ND	110			
1,2-Dichloropropane	ND	110			
1,3,5-Trimethylbenzene	ND	105			
1,3-Dichlorobenzene	ND	101			
1,3-Dichloropropane	ND	111			

**QA/QC Data**

SDG I.D.: GAF50176

<b>Parameter</b>	<b>Blank</b>	<b>LCS %</b>	<b>MS Rec %</b>	<b>MS Dup Rec %</b>	<b>RPD</b>
1,4-Dichlorobenzene	ND	102			
2,2-Dichloropropane	ND	95			
2-Chlorotoluene	ND	106			
4-Chlorotoluene	ND	105			
Benzene	ND	108	84	89	5.8
Bromobenzene	ND	109			
Bromochloromethane	ND	122			
Bromodichloromethane	ND	119			
Bromoform	ND				
Bromomethane	ND				
Carbon Tetrachloride	ND	109			
Chlorobenzene	ND	102	77	78	1.3
Chloroethane	ND	110			
Chloroform	ND	110			
Chloromethane	ND	64			
cis-1,2-Dichloroethene	ND	115			
cis-1,3-Dichloropropene	ND	126			
Dibromochloromethane	ND	117			
Dibromoethane	ND				
Dibromomethane	ND	127			
Dichlorodifluoromethane	ND	121			
Ethylbenzene	ND	100			
Hexachlorobutadiene	ND	96			
Isopropylbenzene	ND	110			
m&p-Xylene	ND	105			
Methyl t Butyl Ether (MTBE)	ND				
Methylene Chloride	ND	110			
n-Butylbenzene	ND	99			
n-Propylbenzene	ND	98			
Naphthalene	ND	88			
o-Xylene	ND	100			
p-Isopropyltoluene	ND	106			
sec-Butylbenzene	ND	98			
Styrene	ND	106			
tert-Butylbenzene	ND	106			
Tetrachloroethene	ND	91			
Toluene	ND	118	129	108	17.7
Total Trihalomethanes (TTHM)	ND				
trans-1,2-Dichloroethene	ND	100			
trans-1,3-Dichloropropene	ND	123			
Trichloroethene	ND	101	76	74	2.7
Trichlorofluoromethane	ND	108			

# QA/QC Data

SDG I.D.: GAF50176

Parameter	Blank	LCS %	MS Rec %	MS Dup Rec %	RPD
Vinyl Chloride	ND	83			
% Bromofluorobenzene	88	93	78	87	10.9
<b>Comment:</b> LFB was analyzed with tis batch instead of MS/MSD					
QA/QC Batch Sample No: AF50891 (AF50181)					
<b>Volatiles Organics</b>					
1,1,1,2-Tetrachloroethane	ND	111			
1,1,1-Trichloroethane	ND				
1,1,2,2-Tetrachloroethane	ND	96			
1,1,2-Trichloroethane	ND	90			
1,1-Dichloroethane	ND	108			
1,1-Dichloroethene	ND	87	87	84	3.5
1,1-Dichloropropene	ND	95			
1,2,3-Trichlorobenzene	ND	91			
1,2,3-Trichloropropane	ND	101			
1,2,3-Trimethylbenzene	ND				
1,2,4-Trichlorobenzene	ND	91			
1,2,4-Trimethylbenzene	ND	94			
1,2-Dibromo-3-chloropropane	ND	97			
1,2-Dichlorobenzene	ND	98			
1,2-Dichloroethane	ND				
1,2-Dichloropropane	ND	94			
1,3,5-Trimethylbenzene	ND	98			
1,3-Dichlorobenzene	ND	94			
1,3-Dichloropropane	ND	104			
1,4-Dichlorobenzene	ND	93			
2,2-Dichloropropane	ND				
2-Chlorotoluene	ND	89			
4-Chlorotoluene	ND	91			
Benzene	ND	94	100	97	3.0
Bromobenzene	ND	86			
Bromochloromethane	ND	106			
Bromodichloromethane	ND	131			
Bromoform	ND	114			
Bromomethane	ND				
Carbon Tetrachloride	ND	176			
Chlorobenzene	ND	89	90	91	1.1
Chloroethane	ND	104			
Chloroform	ND	129			
Chloromethane	ND	100			
cis-1,2-Dichloroethene	ND	85			
cis-1,3-Dichloropropene	ND	112			

**QA/QC Data**

SDG I.D.: GAF50176

<b>Parameter</b>	<b>Blank</b>	<b>LCS %</b>	<b>MS Rec %</b>	<b>MS Dup Rec %</b>	<b>RPD</b>
Dibromochloromethane	ND	118			
Dibromoethane	ND	97			
Dibromomethane	ND	108			
Dichlorodifluoromethane	ND				
Ethylbenzene	ND	85			
Hexachlorobutadiene	ND	116			
Isopropylbenzene	ND	96			
m&p-Xylene	ND	90			
Methyl t Butyl Ether (MTBE)	ND				
Methylene Chloride	ND	88			
n-Butylbenzene	ND	103			
n-Propylbenzene	ND	93			
Naphthalene	ND	86			
o-Xylene	ND	89			
p-Isopropyltoluene	ND	107			
sec-Butylbenzene	ND	90			
Styrene	ND	84			
tert-Butylbenzene	ND	100			
Tetrachloroethene	ND	103			
Toluene	ND	85	85	80	6.1
Total Trihalomethanes (TTHM)	ND				
trans-1,2-Dichloroethene	ND	86			
trans-1,3-Dichloropropene	ND	116			
Trichloroethene	ND	95	93	92	1.1
Trichlorofluoromethane	ND				
Vinyl Chloride	ND	120			
% Bromofluorobenzene	107	112	107	107	0.0

**Comment:** LFB was analyzed with this batch instead of MS/MSD

**If there are any questions regarding this data, please call Phoenix Client Services at extension 200.**

**MS - Matrix Spike**

**MS Dup - Matrix Spike Duplicate**

**RPD - Relative Percent Difference**

**LCS - Laboratory Control Sample**



Phyllis Shiller, Laboratory Director

April 23, 2004

