

PROJECT LOCATION
SOUTHEAST STAIRWELL AREA
(LEVEL "B" THROUGH LEVEL SEVEN MEZZANINE)

APPROXIMATE SCALE: 1/ 16" = 1'

Note: This Project Location Southeast Stairwell Area drawing was reproduced from Sheet S-102 of a set of drawings titled Court Street parking Garage, City of Rochester, New York. This sheet, S-102, entitled Level "B" Framing & Partial Foundation Plan, was dated March 14, 1994. The most recent revision made to the drawing was number 2, which was dated August 11, 1994. The dimensions designated on this drawing are approximate.

Note: This Southeast Stairwell Location Level Seven Generator Room was reproduced from Sheet E-11, of a set of drawings titled Court Street Parking Garage, City of Rochester, New York. This sheet, E-11, entitled Main Lobby Elevator Sections, was dated August 18, 1994. The most recent revision made to the drawing, was number 2, which was dated August 18, 1994.

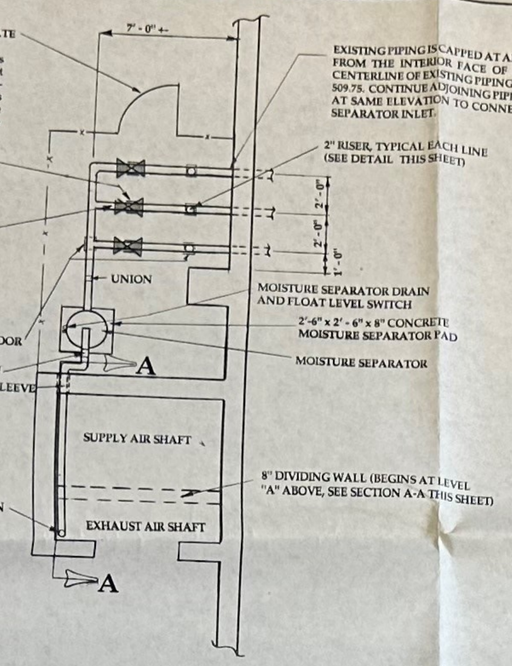

MOISTURE SEPARATOR AND INFLUENT PIPING CONNECTIONS, LEVEL "B"

APPROXIMATE SCALE 1/ 4" = 1'

N

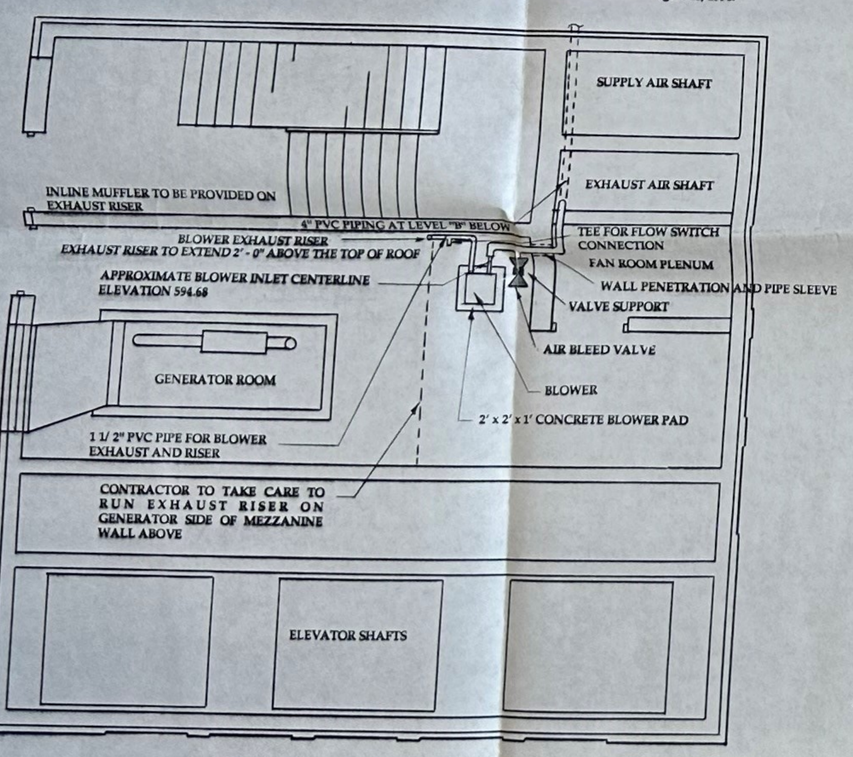

SOUTHEAST STAIRWELL LOCATION
LEVEL SEVEN GENERATOR ROOM

APPROXIMATE SCALE 1/ 4" = 1'

WALL PENETRATION AND PIPE SLEEVE

PITCH PIPING SLIGHTLY, APPROXIMATELY 1/ 4" PER FOOT, FROM ELBOW BACK TO MOISTURE SEPARATOR

Note: This Exhaust Riser Southeast Shaft Section was reproduced from Sheet A-517 of a set of drawings titled Court Street Parking Garage, City of Rochester, New York. This sheet, A-517, entitled Main Lobby Elevator Sections, was dated March 14, 1994. The most recent revision made to the drawing, was number 1, which was dated May 16, 1994.

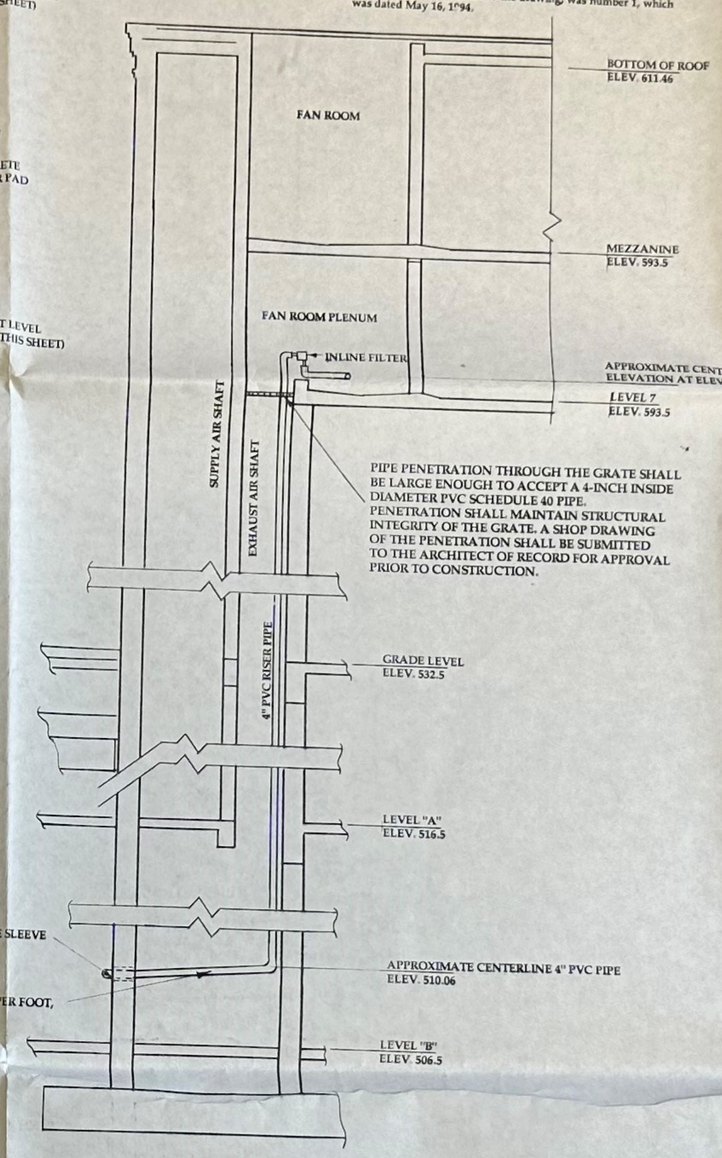

SECTION A-A
EXHAUST RISER
SOUTHEAST SHAFT SECTION

APPROXIMATE SCALE 1/ 4" = 1'

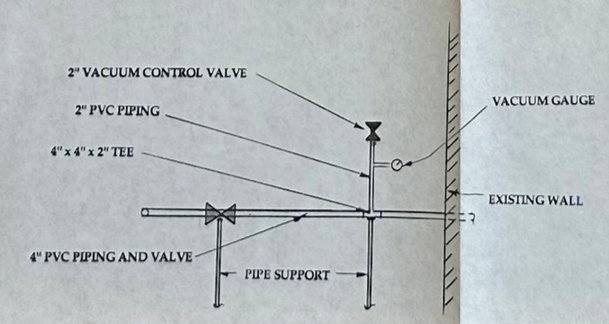

2" RISER DETAIL

APPROXIMATE SCALE 1/ 2" = 1'

BLOWER, PIPING, AND MOISTURE SEPARATOR SPECIFICATION NOTES

1. Explosion proof regenerative blower shall be Model EN523 MSL, part number 038223, single phase, 60 Hz., 3 horsepower, 208-230 voltage, with inlet/outlet muffler part number 523625, dual connection filter part number 523625 and filter element part number 517887 as manufactured by EG&G Rotron, in Saugerties, New York.
2. Moisture separator shall be Model MS200DS with vacuum relief valve part number 515092, and vacuum gauge part number 271950 as manufactured by EG&G Rotron, in Saugerties, New York.
3. Valves shall be ASAHI/American Duo Bloc, 4-inch PVC, true union ball type valve rated for full vacuum service, with socketed connections. Valves shall meet all specifications of Volume B, Division 15 Sections 15010, 15100, and 15190 as they are applied in the City of Rochester, Contract Manual for Project Number 92001, Court Street Parking Garage, Building Number 5.10.
4. Air bleed in valve shall be ASAHI/American Duo Bloc, 4-inch PVC, single union ball type valve with threaded connections
5. Required couplings shall be Fernco, compatible with schedule 40 rigid PVC piping.
6. Pipe shall be Schedule 40, cell class 12454, ASTM -F-1784, rigid PVC with glued joints. Refer to specifications of Volume B, Division 15 Sections 15010, 15060, 15069 and 15190 as they are applied in the City of Rochester, Contract Manual for Project Number 92001, Court Street Parking Garage, Building Number 5.10 for applicable items such as pipe testing, pipe labeling, and quality assurance. These sections should be applied to PVC pipe when possible and applicable.
7. Blower discharge shall be Schedule 40, galvanized steel pipe. Refer to specifications of Volume B, Division 15 Sections 15010, 15060, 15069 and 15190 as they are applied in the City of Rochester, Contract Manual for Project Number 92001, Court Street Parking Garage, Building Number 5.10 for applicable items such as pipe testing, pipe labeling, and quality assurance.
8. Pipe hangers and supports shall meet all specifications of Volume B, Division 15 Sections 15010, and 15140, as they are applied in the City of Rochester, Contract Manual for Project Number 92001, Court Street Parking Garage, Building Number 5.10.
9. Pipe penetrations shall be sleeved and sealed as required and meet all specifications of Volume B, Division 1 Section 1045 and Division 15 Sections 15010 and 15120 as they are applied in the City of Rochester, Contract Manual for Project Number 92001, Court Street Parking Garage, Building Number 5.10.
10. Roof penetration shall meet all specifications of Volume B, Division 1 Section 1045, Division 7 Sections 07110, 07120, 07530, 07600, and Division 15 Sections 15010 and 15410 as they are applied in the City of Rochester, Contract Manual for Project Number 92001, Court Street Parking Garage, Building Number 5.10.
11. Contractor shall verify all sizes and connection threaded for all piping and specified equipment.
12. Fence enclosure shall be constructed of 6-foot high, 6 gauge galvanized steel wire with 2-inch posts placed 6-feet on center and having a 1 and 5/8- inch top rail. Posts shall be securely anchored to the finished floor, and to the adjoining walls when appropriate. Fence shall have one, 36-inch wide (minimum) swinging gate with a lockable latch. The Contractor shall provide a Master Lock, Model Number ST812 with 6 operable keys.
13. Contractor(s) is responsible for coordinating all workmanship and materials with applicable trades to ensure that all building and material warranties are valid.
14. Volume A in its entirety, and Division of Volume B, of the City of Rochester, Contract Manual for Project Number 92001, Court Street Parking Garage, Building Number 5.10 shall be applicable to this project.
15. Start up for the soil vapor extraction system shall be performed by the Contractor. The system shall be run continuously for a minimum of six hours. Upon completion of the initial run time, the Contractor shall clean and containerize all grit and/or moisture collected within the moisture separator and filter. The containerized materials shall be sealed and prepared for proper disposal. The City of Rochester shall dispose of the materials. Any mechanical or electrical problems encountered during the start up activities shall be documented by the Contractor, and the engineer notified.
16. The flow switch shall be manufactured by Flotect, model number VCEPB-B-S-S-B.

Seeler Associates *ENVIRONMENTAL CONSULTANTS*	Date: 5/10/95 File No.: 308.01 Drawn By: CMH Approved By: RS Scale: As noted	City of Rochester Court Street Parking Garage Layout of Piping and Related Equipment for Soil Vapor Extraction System	Sheet Number: 1 of 2

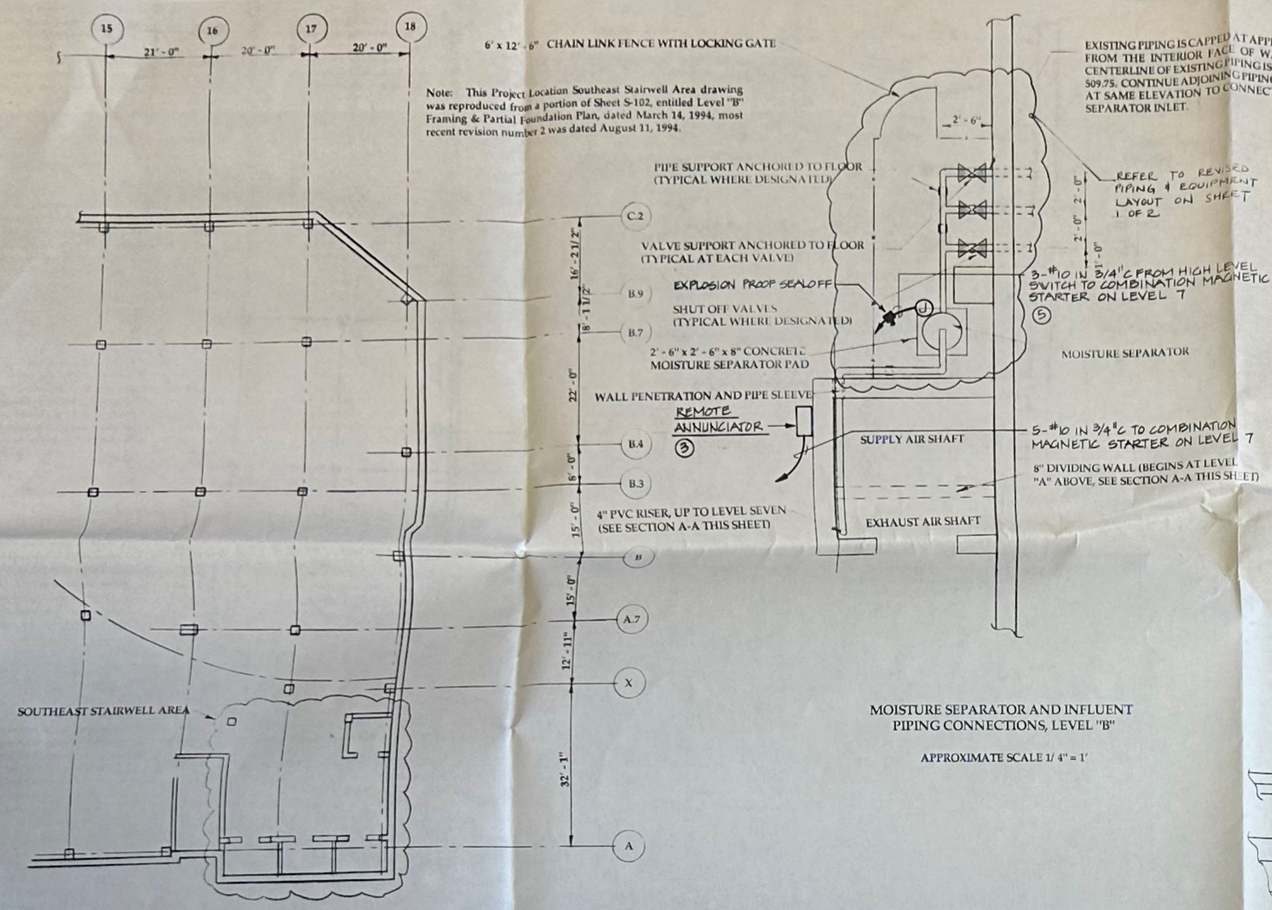

Note: This Project Location Southeast Stairwell Area drawing was reproduced from a portion of Sheet S-102, entitled Level "B" Framing & Partial Foundation Plan, dated March 14, 1994, most recent revision number 2 was dated August 11, 1994.

PROJECT LOCATION
SOUTHEAST STAIRWELL AREA
(LEVEL "B" THROUGH LEVEL SEVEN MEZZANINE)

APPROXIMATE SCALE: 1/ 16" = 1'

MOISTURE SEPARATOR AND INFLUENT PIPING CONNECTIONS, LEVEL "B"

APPROXIMATE SCALE 1/ 4" = 1'

Note: This Southeast Stairwell Location Level Seven Generator Room was reproduced from a portion of Sheet E-11, entitled Partial Plans and Sections Electrical, dated August 18, 1994, most recent revision number was dated August 18, 1994.

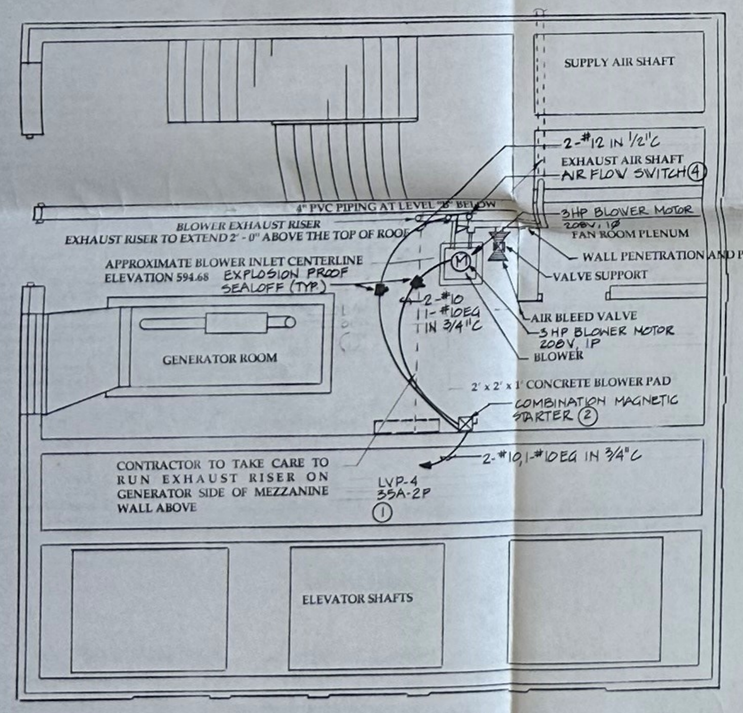

SOUTHEAST STAIRWELL LOCATION
LEVEL SEVEN GENERATOR ROOM

APPROXIMATE SCALE 1/ 4" = 1'

Note: This Exhaust Riser Southeast Shaft Section was reproduced from a portion of Sheet A-517, entitled Main Lobby Elevator Sections, dated March 14, 1994, most recent revision number 1 was dated May 16, 1994.

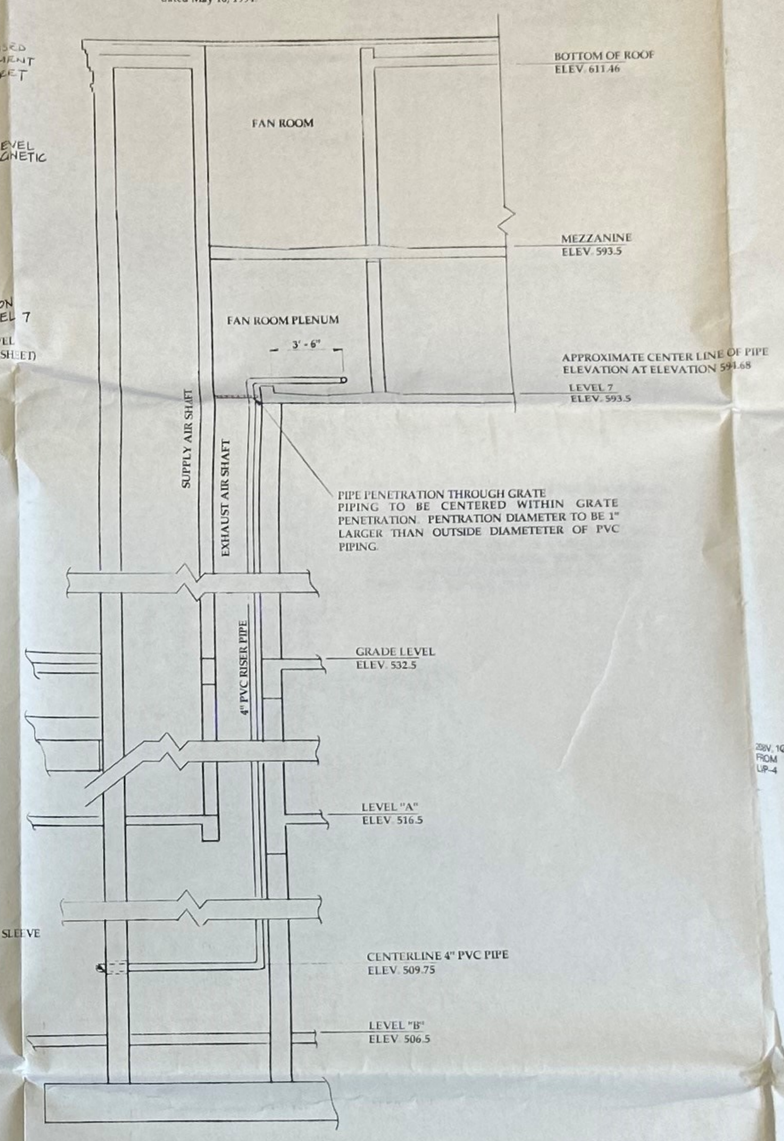

SECTION A-A
EXHAUST RISER
SOUTHEAST SHAFT SECTION

APPROXIMATE SCALE 1/ 4" = 1'

GENERAL NOTES:

A ALL ELECTRICAL SPECIFICATIONS OF THE CITY OF ROCHESTER CONTRACT MANUAL FOR PROJECT NO. 92001, COURT STREET PARKING GARAGE, BUILDING NO. 5.10 SHALL APPLY TO THIS WORK.

B RACEWAYS SHALL NOT BE ROUTED UP THE SUPPLY OR EXHAUST DUCT SHAFTS. VERIFY ROUTING IN FIELD.

DRAWING NOTES:

1. PROVIDE 35A-2P CIRCUIT BREAKER IN LVP-4 ON LEVEL 7 AND UTILIZE TO FEED BLOWER MOTOR AS INDICATED.
2. PROVIDE COMBINATION MAGNETIC STARTER WITH OPT, HAND OFF AUTO SWITCH, AUXILIARY CONTACTS AND PILOT LIGHTS AS INDICATED. PROVIDE CUSTOM LABEL FOR RED PILOT LIGHT MOUNTED IN STARTER COVER AS INDICATED. PROVIDE EXPLOSION-PROOF FLEXIBLE CONNECTION TO BLOWER MOTOR AND EXPLOSION-PROOF SEALOFF FITTING.
3. PROVIDE REMOTE ANNUNCIATOR CONTAINING THREE PILOT LIGHTS AS INDICATED MOUNTED IN A CORROSION RESISTANT ENCLOSURE WITH HINGED, LOCKABLE DOOR. PROVIDE PERMANENTLY AFFIXED CUSTOM LABELS AS INDICATED.
4. CONNECT AIRFLOW SWITCH INSTALLED IN BLOWER DISCHARGE PIPING AS INDICATED. PROVIDE EXPLOSION-PROOF FLEXIBLE CONNECTION TO SWITCH AND EXPLOSION-PROOF SEALOFF FITTING.
5. PROVIDE EXPLOSION-PROOF FLEXIBLE CONNECTION TO LEVEL SWITCH AND EXPLOSION-PROOF SEALOFF FITTING.

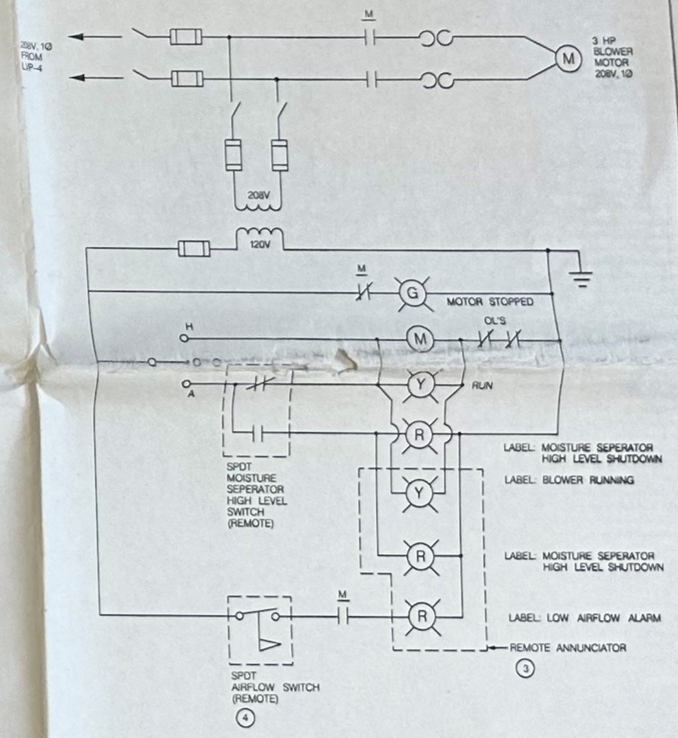

BLOWER MOTOR WIRING DIAGRAM 2

NO SCALE

STATE OF NEW YORK
JOSEPH STRAUSS
052577
LICENSED PROFESSIONAL ENGINEER

W/E ENGINEERING P.C. MECHANICAL /ELECTRICAL ENGINEERING CONSULTANTS #94449	Seeler Associates ENVIRONMENTAL CONSULTANTS	Date: 5/10/95 File No.: 308.01	City of Rochester Court Street Parking Garage	Sheet Number:
		Drawn By: CMH Approved By: TAS	Electrical Layout/Connections for Soil Vapor Extraction System	2 of 2
		Scale: As noted		